

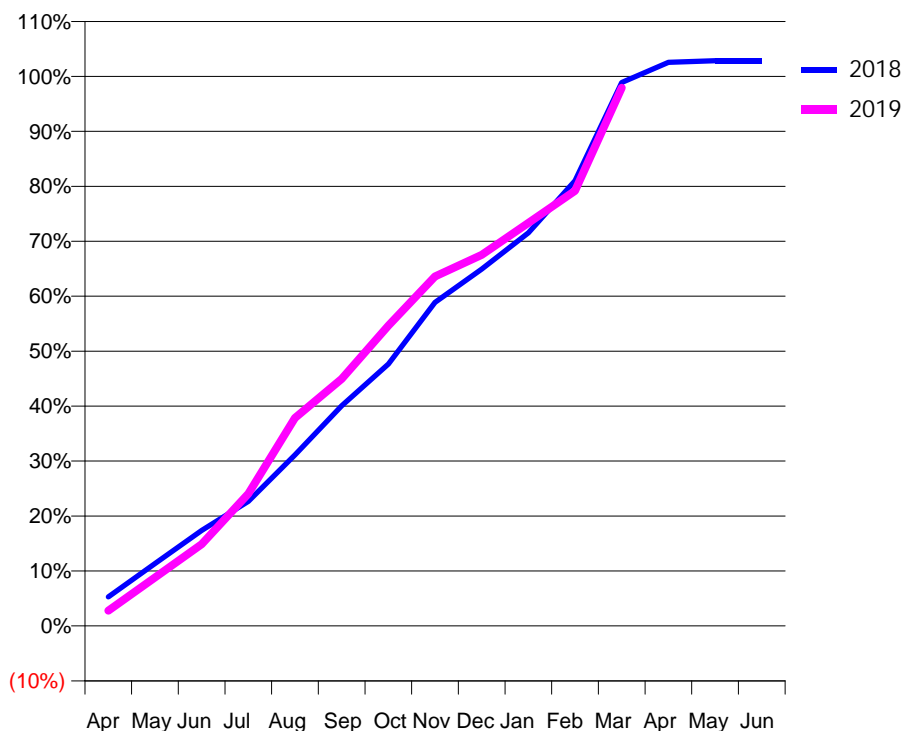
### 7A1 - Vital Signs Orthodontic At a Glance Contract Report for 101281/0257 - March 2019

Name or company name	OASIS DENTAL CARE LTD	18/19 Contracted general activity (UDA)	0
Contract type name	PDS Contract	Carry forward general activity (UDA)	0
Purpose of contract	Orthodontic	18/19 Contracted orthodontic activity (UOA)	8,000
Contract start date	01/04/2015	Carry forward orthodontic activity (UOA)	-180
Contract end date	30/09/2024	Baseline contract value	£452,015.48

ACCESS	Contract	England and Wales
24 month ratio of assessments to patient IDs	1.00	1.08

ACTIVITY	Contract
Contract assess and fit appliances (case starts) as a percentage of Area Team case starts	20.9 %

Cumulative percentage of contracted UOA delivered 2018 & 2019



Month	Adjusted Scheduled Activity (UOA)		
	2017	2018	2019
April	620	424	222
May	1,145	907	705
June	1,418	1,390	1,190
July	1,860	1,814	1,925
August	2,301	2,490	3,027
September	2,958	3,204	3,596
October	3,739	3,813	4,373
November	4,768	4,711	5,087
December	5,150	5,194	5,402
January	5,402	5,723	5,868
February	6,286	6,481	6,334
March	7,525	7,911	7,835
April	8,071	8,205	
May	8,071	8,226	
June	8,071	8,226	

#### QUANTITY METRICS (rolling 12 month period)

	Contract Quantity	Contract Base Number	Contract *	Local Health Board	Wales
% of all assessments that were assess and fit appliances (case starts)	383	383	100.0%	83.0%	61.4%
% of all assessments that were assess and refuse	0	383	0.0%	6.5%	12.3%
% of all assessments that were assess and review	0	383	0.0%	10.5%	26.2%
% of case starts with a reported IOTN of 3 and Aesthetic Component of 5 or below	0	383	N/A	0.2%	0.1%
% of case starts with a reported IOTN of 3 and Aesthetic Component of 6 or above	2	383	0.5%	2.2%	2.5%
% of case starts with a reported IOTN of 4	290	383	75.7%	76.8%	76.6%
% of case starts with a reported IOTN of 5	90	383	23.5%	20.4%	17.7%
% of concluded courses in receipt of dual-arch fixed appliances	316	330	95.8%	87.4%	64.2%
% of concluded courses where treatment was abandoned or discontinued	7	330	2.1%	3.3%	6.2%
% of patients satisfied with the treatment they have received	52	55	94.5%	96.7%	95.1%

\* Figures in italics indicate that the base number is less than 100.

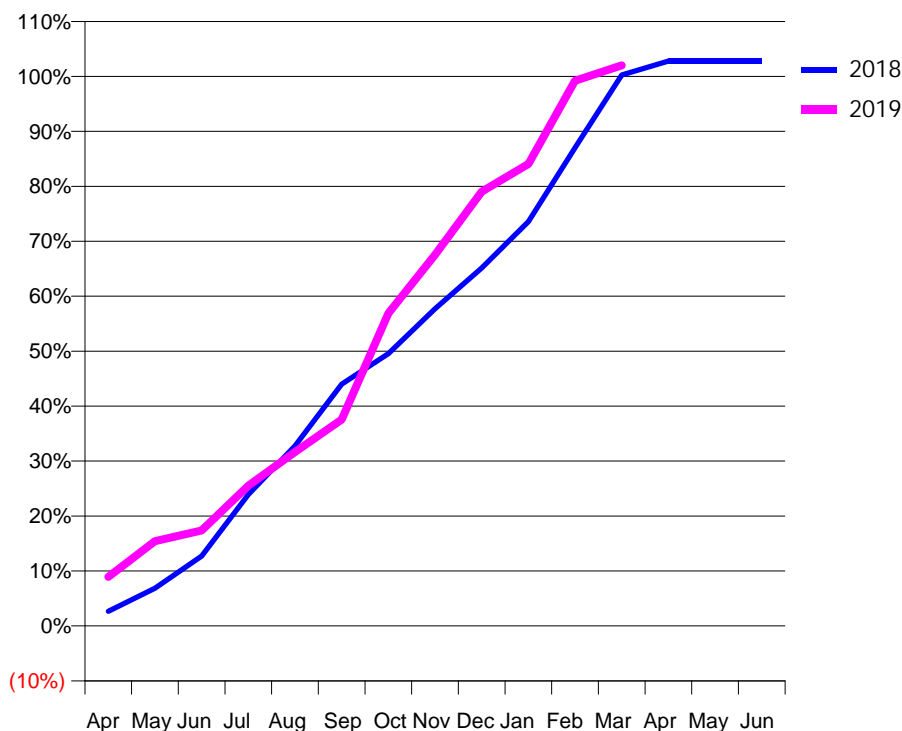
### 7A1 - Vital Signs Orthodontic At a Glance Contract Report for 101281/0258 - March 2019

Name or company name	OASIS DENTAL CARE LTD	18/19 Contracted general activity (UDA)	0
Contract type name	PDS Contract	Carry forward general activity (UDA)	0
Purpose of contract	Orthodontic	18/19 Contracted orthodontic activity (UOA)	7,500
Contract start date	01/04/2015	Carry forward orthodontic activity (UOA)	-187
Contract end date	30/09/2024	Baseline contract value	£423,764.51

ACCESS	Contract	England and Wales
24 month ratio of assessments to patient IDs	1.01	1.08

ACTIVITY	Contract
Contract assess and fit appliances (case starts) as a percentage of Area Team case starts	20.0 %

Cumulative percentage of contracted UOA delivered 2018 & 2019



Month	Adjusted Scheduled Activity (UOA)		
	2017	2018	2019
April	60	199	670
May	60	514	1,157
June	1,282	955	1,304
July	1,998	1,795	1,913
August	2,544	2,457	2,375
September	3,344	3,298	2,816
October	4,352	3,718	4,267
November	5,175	4,328	5,065
December	5,973	4,884	5,926
January	6,372	5,518	6,304
February	6,876	6,526	7,440
March	7,384	7,519	7,650
April	7,594	7,708	
May	7,594	7,708	
June	7,615	7,708	

#### QUANTITY METRICS (rolling 12 month period)

	Contract Quantity	Contract Base Number	Contract *	Local Health Board	Wales
% of all assessments that were assess and fit appliances (case starts)	366	366	100.0%	83.0%	61.4%
% of all assessments that were assess and refuse	0	366	0.0%	6.5%	12.3%
% of all assessments that were assess and review	0	366	0.0%	10.5%	26.2%
% of case starts with a reported IOTN of 3 and Aesthetic Component of 5 or below	1	366	0.3%	0.2%	0.1%
% of case starts with a reported IOTN of 3 and Aesthetic Component of 6 or above	16	366	4.4%	2.2%	2.5%
% of case starts with a reported IOTN of 4	292	366	79.8%	76.8%	76.6%
% of case starts with a reported IOTN of 5	57	366	15.6%	20.4%	17.7%
% of concluded courses in receipt of dual-arch fixed appliances	226	234	96.6%	87.4%	64.2%
% of concluded courses where treatment was abandoned or discontinued	3	234	1.3%	3.3%	6.2%
% of patients satisfied with the treatment they have received	47	48	97.9%	96.7%	95.1%

\* Figures in italics indicate that the base number is less than 100.

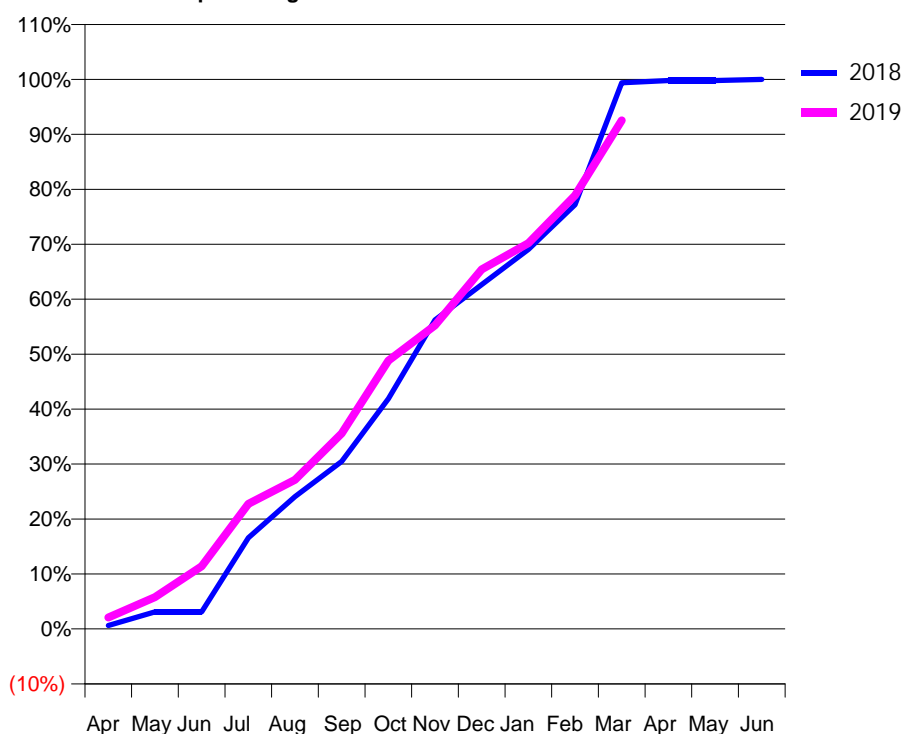
### 7A1 - Vital Signs Orthodontic At a Glance Contract Report for 154857/0001 - March 2019

Name or company name	Tameside Orthodontics Ltd	18/19 Contracted general activity (UDA)	0
Contract type name	PDS Contract	Carry forward general activity (UDA)	0
Purpose of contract	Orthodontic	18/19 Contracted orthodontic activity (UOA)	10,148
Contract start date	01/03/2012	Carry forward orthodontic activity (UOA)	0
Contract end date	30/09/2020	Baseline contract value	£567,853.75

ACCESS	Contract	England and Wales
24 month ratio of assessments to patient IDs	1.00	1.08

ACTIVITY	Contract
Contract assess and fit appliances (case starts) as a percentage of Area Team case starts	24.8 %

Cumulative percentage of contracted UOA delivered 2018 & 2019



Month	Adjusted Scheduled Activity (UOA)		
	2017	2018	2019
April	-389	63	210
May	-389	315	588
June	503	315	1,155
July	988	1,680	2,310
August	1,618	2,436	2,751
September	2,949	3,087	3,612
October	3,558	4,242	4,956
November	4,705	5,691	5,607
December	5,272	6,342	6,640
January	5,715	6,995	7,123
February	6,979	7,814	8,005
March	8,388	10,062	9,391
April	9,169	10,104	
May	9,169	10,104	
June	9,169	10,125	

#### QUANTITY METRICS (rolling 12 month period)

	Contract Quantity	Contract Base Number	Contract *	Local Health Board	Wales
% of all assessments that were assess and fit appliances (case starts)	454	454	100.0%	83.0%	61.4%
% of all assessments that were assess and refuse	0	454	0.0%	6.5%	12.3%
% of all assessments that were assess and review	0	454	0.0%	10.5%	26.2%
% of case starts with a reported IOTN of 3 and Aesthetic Component of 5 or below	3	454	0.7%	0.2%	0.1%
% of case starts with a reported IOTN of 3 and Aesthetic Component of 6 or above	2	454	0.4%	2.2%	2.5%
% of case starts with a reported IOTN of 4	341	454	75.1%	76.8%	76.6%
% of case starts with a reported IOTN of 5	106	454	23.3%	20.4%	17.7%
% of concluded courses in receipt of dual-arch fixed appliances	404	420	96.2%	87.4%	64.2%
% of concluded courses where treatment was abandoned or discontinued	13	420	3.1%	3.3%	6.2%
% of patients satisfied with the treatment they have received	46	49	93.9%	96.7%	95.1%

\* Figures in italics indicate that the base number is less than 100.

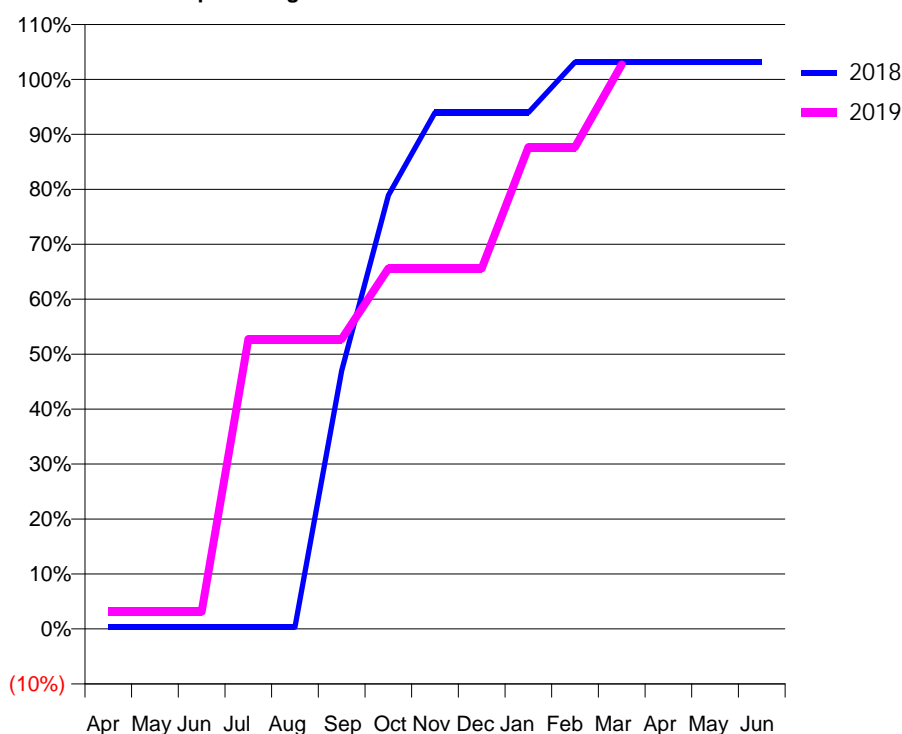
### 7A1 - Vital Signs Orthodontic At a Glance Contract Report for 173185/0001 - March 2019

Name or company name	Deintyddfa Deudraeth Dental Care Ltd.	18/19 Contracted general activity (UDA)	8,159
Contract type name	GDS Contract	Carry forward general activity (UDA)	0
Purpose of contract	General and Orthodontic	18/19 Contracted orthodontic activity (UOA)	1,143
Contract start date	01/05/2010	Carry forward orthodontic activity (UOA)	-36
Contract end date		Baseline contract value	£311,186.52

ACCESS	Contract	England and Wales
24 month ratio of assessments to patient IDs	1.01	1.08

ACTIVITY	Contract
Contract assess and fit appliances (case starts) as a percentage of Area Team case starts	3.0 %

Cumulative percentage of contracted UOA delivered 2018 & 2019



Month	Adjusted Scheduled Activity (UOA)		
	2017	2018	2019
April	39	4	36
May	39	4	36
June	39	4	36
July	39	4	603
August	39	4	603
September	39	537	603
October	39	902	750
November	39	1,074	750
December	39	1,074	750
January	849	1,074	1,002
February	1,147	1,179	1,002
March	1,147	1,179	1,174
April	1,147	1,179	
May	1,147	1,179	
June	1,147	1,179	

#### QUANTITY METRICS (rolling 12 month period)

	Contract Quantity	Contract Base Number	Contract *	Local Health Board	Wales
% of all assessments that were assess and fit appliances (case starts)	55	55	100.0%	83.0%	61.4%
% of all assessments that were assess and refuse	0	55	0.0%	6.5%	12.3%
% of all assessments that were assess and review	0	55	0.0%	10.5%	26.2%
% of case starts with a reported IOTN of 3 and Aesthetic Component of 5 or below	0	55	N/A	0.2%	0.1%
% of case starts with a reported IOTN of 3 and Aesthetic Component of 6 or above	10	55	18.2%	2.2%	2.5%
% of case starts with a reported IOTN of 4	39	55	70.9%	76.8%	76.6%
% of case starts with a reported IOTN of 5	6	55	10.9%	20.4%	17.7%
% of concluded courses in receipt of dual-arch fixed appliances	0	60	N/A	87.4%	64.2%
% of concluded courses where treatment was abandoned or discontinued	0	60	0.0%	3.3%	6.2%
% of patients satisfied with the treatment they have received	9	9	100.0%	96.7%	95.1%

\* Figures in italics indicate that the base number is less than 100.

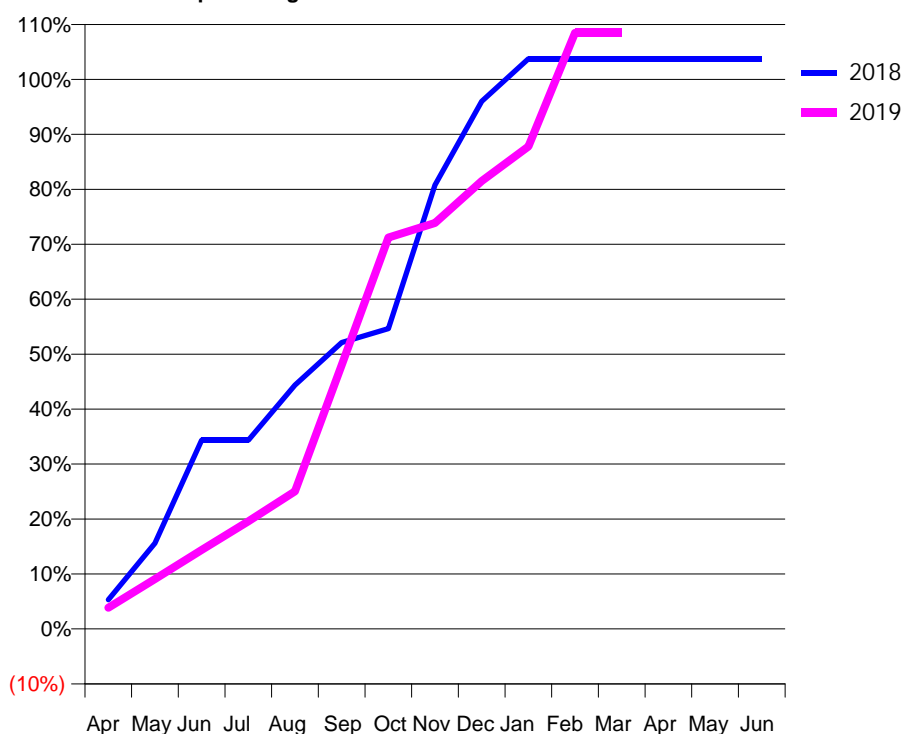
### 7A1 - Vital Signs Orthodontic At a Glance Contract Report for 175145/0002 - March 2019

Name or company name	Rhyl and Abergele Elwy Dental Partnership	18/19 Contracted general activity (UDA)	40,200
Contract type name	GDS Contract	Carry forward general activity (UDA)	1,808
Purpose of contract	General and Orthodontic	18/19 Contracted orthodontic activity (UOA)	827
Contract start date	01/03/2011	Carry forward orthodontic activity (UOA)	-31
Contract end date		Baseline contract value	£1,195,478.28

ACCESS	Contract	England and Wales
24 month ratio of assessments to patient IDs	1.02	1.08

ACTIVITY	Contract
Contract assess and fit appliances (case starts) as a percentage of Area Team case starts	2.2 %

Cumulative percentage of contracted UOA delivered 2018 & 2019



Month	Adjusted Scheduled Activity (UOA)		
	2017	2018	2019
April	-13	44	32
May	162	129	75
June	183	284	119
July	357	284	162
August	357	367	207
September	420	431	397
October	442	452	589
November	614	668	611
December	638	794	674
January	682	858	726
February	808	858	897
March	808	858	897
April	829	858	
May	829	858	
June	829	858	

#### QUANTITY METRICS (rolling 12 month period)

	Contract Quantity	Contract Base Number	Contract *	Local Health Board	Wales
% of all assessments that were assess and fit appliances (case starts)	41	67	61.2%	83.0%	61.4%
% of all assessments that were assess and refuse	26	67	38.8%	6.5%	12.3%
% of all assessments that were assess and review	0	67	0.0%	10.5%	26.2%
% of case starts with a reported IOTN of 3 and Aesthetic Component of 5 or below	0	41	N/A	0.2%	0.1%
% of case starts with a reported IOTN of 3 and Aesthetic Component of 6 or above	0	41	N/A	2.2%	2.5%
% of case starts with a reported IOTN of 4	37	41	90.2%	76.8%	76.6%
% of case starts with a reported IOTN of 5	4	41	9.8%	20.4%	17.7%
% of concluded courses in receipt of dual-arch fixed appliances	16	22	72.7%	87.4%	64.2%
% of concluded courses where treatment was abandoned or discontinued	1	22	4.5%	3.3%	6.2%
% of patients satisfied with the treatment they have received	9	10	90.0%	96.7%	95.1%

\* Figures in italics indicate that the base number is less than 100.

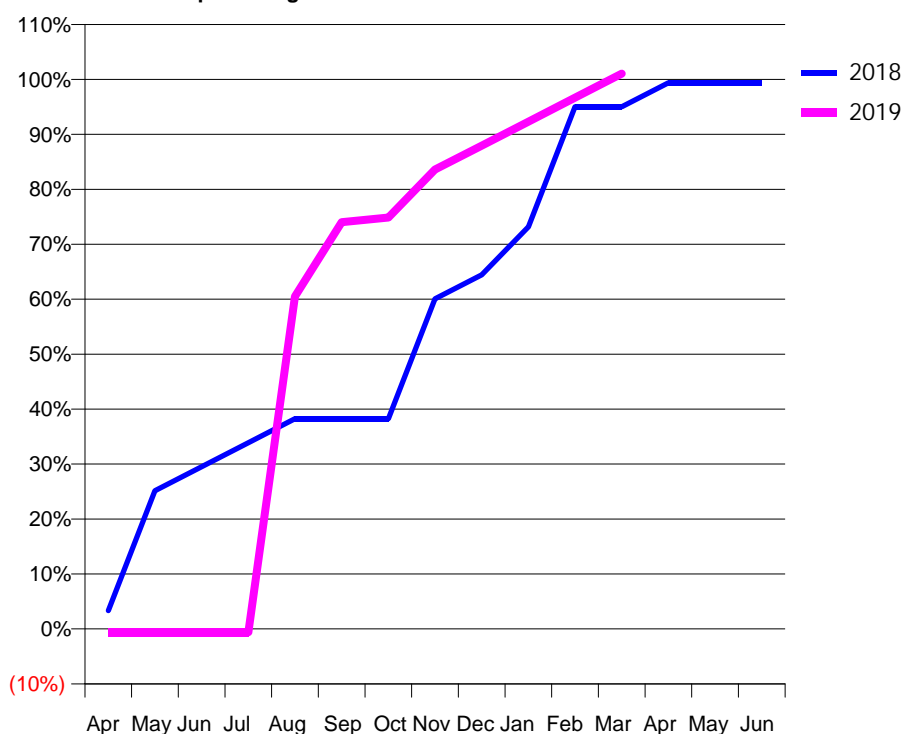
### 7A1 - Vital Signs Orthodontic At a Glance Contract Report for 193216/0001 - March 2019

Name or company name	Ruthin Dental	18/19 Contracted general activity (UDA)	31,200
Contract type name	GDS Contract	Carry forward general activity (UDA)	49
Purpose of contract	General and Orthodontic	18/19 Contracted orthodontic activity (UOA)	481
Contract start date	01/04/2013	Carry forward orthodontic activity (UOA)	3
Contract end date		Baseline contract value	£851,304.71

ACCESS	Contract	England and Wales
24 month ratio of assessments to patient IDs	1.00	1.08

ACTIVITY	Contract
Contract assess and fit appliances (case starts) as a percentage of Area Team case starts	1.4 %

Cumulative percentage of contracted UOA delivered 2018 & 2019



Month	Adjusted Scheduled Activity (UOA)		
	2017	2018	2019
April	14	16	-3
May	119	121	-3
June	182	142	-3
July	203	163	-3
August	266	184	291
September	308	184	356
October	308	184	360
November	329	289	402
December	392	310	423
January	455	352	444
February	476	457	465
March	476	457	486
April	476	478	
May	476	478	
June	476	478	

#### QUANTITY METRICS (rolling 12 month period)

	Contract Quantity	Contract Base Number	Contract *	Local Health Board	Wales
% of all assessments that were assess and fit appliances (case starts)	25	25	100.0%	83.0%	61.4%
% of all assessments that were assess and refuse	0	25	0.0%	6.5%	12.3%
% of all assessments that were assess and review	0	25	0.0%	10.5%	26.2%
% of case starts with a reported IOTN of 3 and Aesthetic Component of 5 or below	0	25	N/A	0.2%	0.1%
% of case starts with a reported IOTN of 3 and Aesthetic Component of 6 or above	0	25	N/A	2.2%	2.5%
% of case starts with a reported IOTN of 4	22	25	88.0%	76.8%	76.6%
% of case starts with a reported IOTN of 5	3	25	12.0%	20.4%	17.7%
% of concluded courses in receipt of dual-arch fixed appliances	3	16	18.8%	87.4%	64.2%
% of concluded courses where treatment was abandoned or discontinued	0	16	0.0%	3.3%	6.2%
% of patients satisfied with the treatment they have received	9	9	100.0%	96.7%	95.1%

\* Figures in italics indicate that the base number is less than 100.

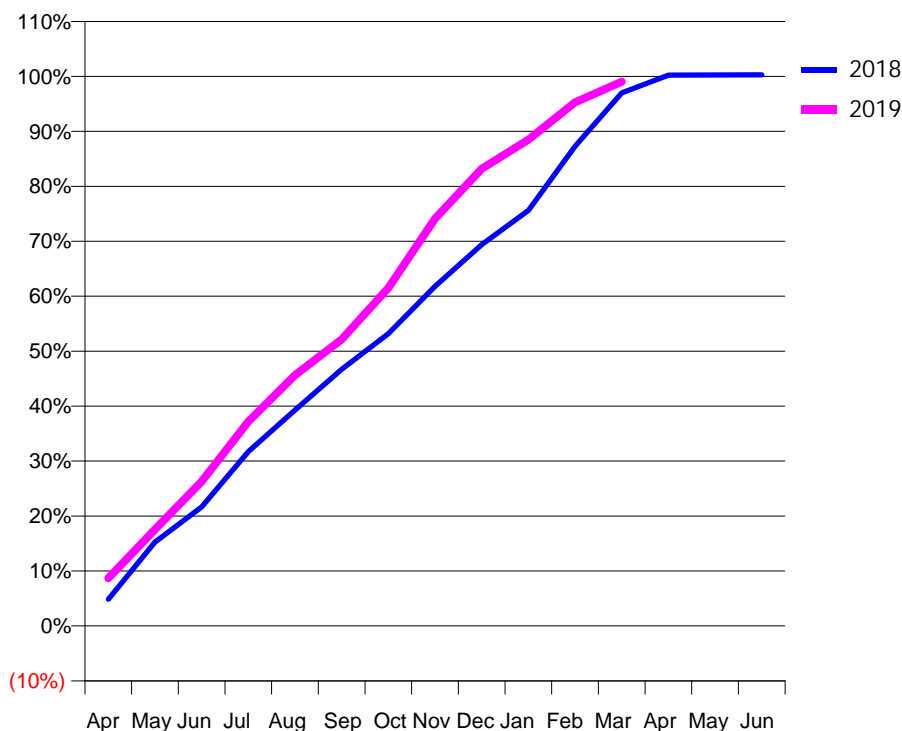
### 7A1 - Vital Signs Orthodontic At a Glance Contract Report for 329398/0002 - March 2019

Name or company name	MR DJ PLUNKETT	18/19 Contracted general activity (UDA)	0
Contract type name	PDS Contract	Carry forward general activity (UDA)	0
Purpose of contract	Orthodontic	18/19 Contracted orthodontic activity (UOA)	9,984
Contract start date	01/05/2008	Carry forward orthodontic activity (UOA)	-27
Contract end date	30/09/2024	Baseline contract value	£597,173.12

ACCESS	Contract	England and Wales
24 month ratio of assessments to patient IDs	1.02	1.08

ACTIVITY	Contract
Contract assess and fit appliances (case starts) as a percentage of Area Team case starts	25.8 %

Cumulative percentage of contracted UOA delivered 2018 & 2019



Month	Adjusted Scheduled Activity (UOA)		
	2017	2018	2019
April	990	470	868
May	1,944	1,480	1,753
June	2,638	2,102	2,625
July	3,703	3,077	3,716
August	4,502	3,809	4,555
September	5,363	4,530	5,206
October	6,198	5,159	6,142
November	7,326	5,991	7,397
December	8,122	6,730	8,303
January	8,762	7,334	8,834
February	9,400	8,464	9,511
March	9,611	9,407	9,886
April	9,781	9,723	
May	9,783	9,726	
June	9,783	9,727	

#### QUANTITY METRICS (rolling 12 month period)

	Contract Quantity	Contract Base Number	Contract *	Local Health Board	Wales
% of all assessments that were assess and fit appliances (case starts)	471	811	58.1%	83.0%	61.4%
% of all assessments that were assess and refuse	117	811	14.4%	6.5%	12.3%
% of all assessments that were assess and review	223	811	27.5%	10.5%	26.2%
% of case starts with a reported IOTN of 3 and Aesthetic Component of 5 or below	0	471	N/A	0.2%	0.1%
% of case starts with a reported IOTN of 3 and Aesthetic Component of 6 or above	5	471	1.1%	2.2%	2.5%
% of case starts with a reported IOTN of 4	361	471	76.6%	76.8%	76.6%
% of case starts with a reported IOTN of 5	102	471	21.7%	20.4%	17.7%
% of concluded courses in receipt of dual-arch fixed appliances	350	409	85.6%	87.4%	64.2%
% of concluded courses where treatment was abandoned or discontinued	24	409	5.9%	3.3%	6.2%
% of patients satisfied with the treatment they have received	87	88	98.9%	96.7%	95.1%

\* Figures in italics indicate that the base number is less than 100.

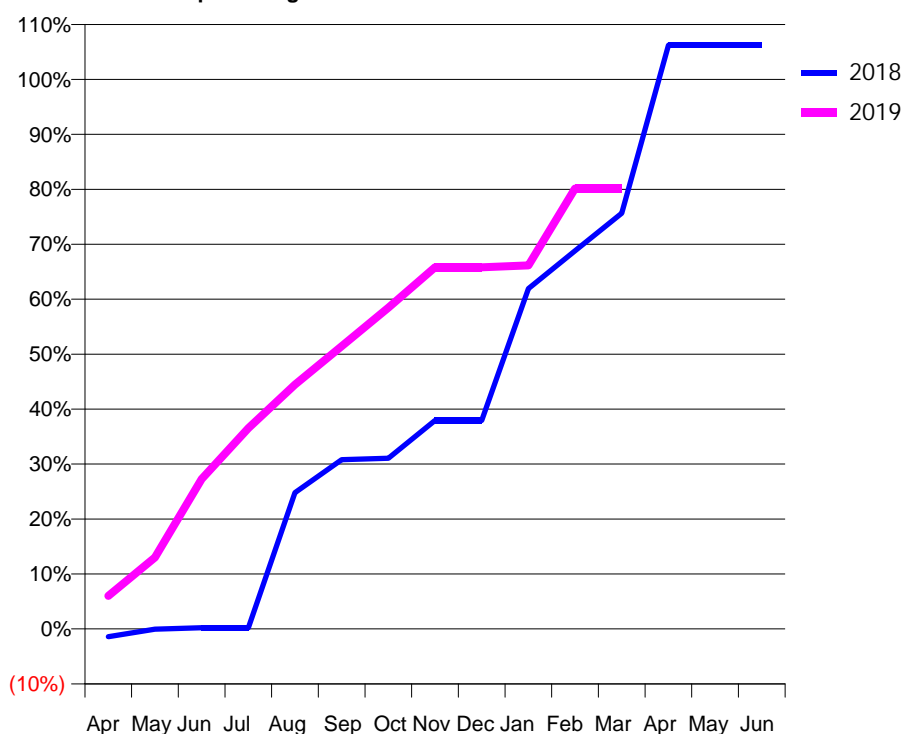
### 7A1 - Vital Signs Orthodontic At a Glance Contract Report for 826677/0001 - March 2019

Name or company name	MR SJ LANGSTON	18/19 Contracted general activity (UDA)	560
Contract type name	GDS Contract	Carry forward general activity (UDA)	0
Purpose of contract	General and Orthodontic	18/19 Contracted orthodontic activity (UOA)	300
Contract start date	01/04/2006	Carry forward orthodontic activity (UOA)	-18
Contract end date		Baseline contract value	£34,394.27

ACCESS	Contract	England and Wales
24 month ratio of assessments to patient IDs	1.15	1.08

ACTIVITY	Contract
Contract assess and fit appliances (case starts) as a percentage of Area Team case starts	0.9 %

Cumulative percentage of contracted UOA delivered 2018 & 2019



Month	Adjusted Scheduled Activity (UOA)		
	2017	2018	2019
April	1	-5	18
May	2	-0	39
June	24	1	82
July	25	1	110
August	113	87	133
September	156	108	154
October	178	109	175
November	181	133	197
December	183	133	197
January	247	217	198
February	274	241	240
March	342	265	240
April	345	372	
May	345	372	
June	345	372	

#### QUANTITY METRICS (rolling 12 month period)

	Contract Quantity	Contract Base Number	Contract *	Local Health Board	Wales
% of all assessments that were assess and fit appliances (case starts)	16	24	66.7%	83.0%	61.4%
% of all assessments that were assess and refuse	0	24	0.0%	6.5%	12.3%
% of all assessments that were assess and review	8	24	33.3%	10.5%	26.2%
% of case starts with a reported IOTN of 3 and Aesthetic Component of 5 or below	0	16	N/A	0.2%	0.1%
% of case starts with a reported IOTN of 3 and Aesthetic Component of 6 or above	1	16	6.3%	2.2%	2.5%
% of case starts with a reported IOTN of 4	13	16	81.3%	76.8%	76.6%
% of case starts with a reported IOTN of 5	1	16	6.3%	20.4%	17.7%
% of concluded courses in receipt of dual-arch fixed appliances	0	14	N/A	87.4%	64.2%
% of concluded courses where treatment was abandoned or discontinued	1	14	7.1%	3.3%	6.2%
% of patients satisfied with the treatment they have received	5	5	100.0%	96.7%	95.1%

\* Figures in italics indicate that the base number is less than 100.



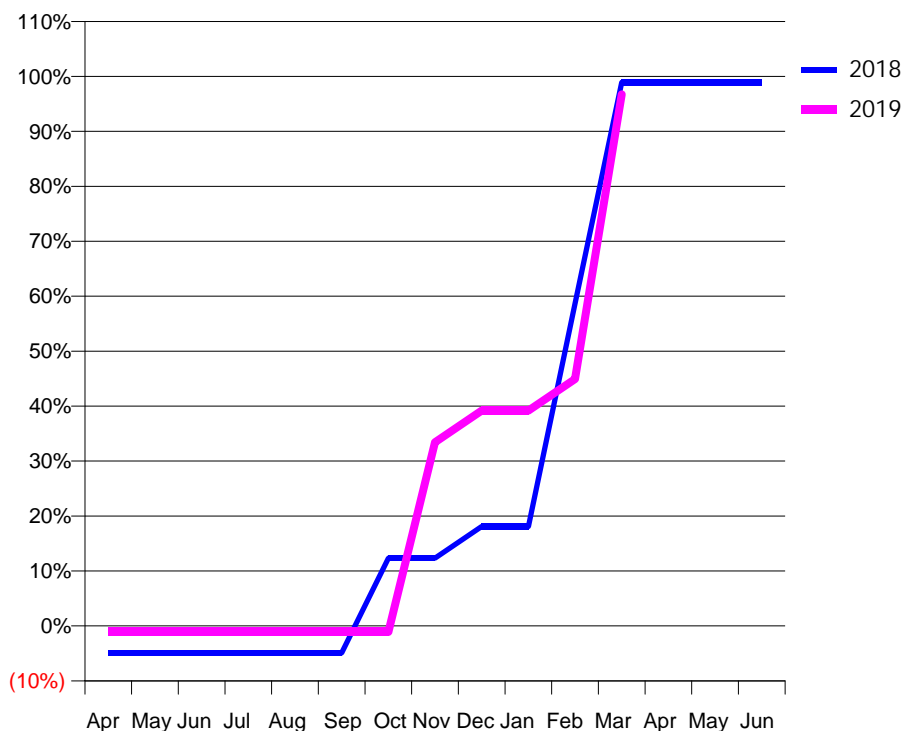
### 7A1 - Vital Signs Orthodontic At a Glance Contract Report for 833312/0001 - March 2019

Name or company name	MR SJ KEEN	18/19 Contracted general activity (UDA)	3,008
Contract type name	GDS Contract	Carry forward general activity (UDA)	0
Purpose of contract	General and Orthodontic	18/19 Contracted orthodontic activity (UOA)	365
Contract start date	01/04/2006	Carry forward orthodontic activity (UOA)	4
Contract end date		Baseline contract value	£104,571.96

ACCESS	Contract	England and Wales
24 month ratio of assessments to patient IDs	1.00	1.08

ACTIVITY	Contract
Contract assess and fit appliances (case starts) as a percentage of Area Team case starts	1.0 %

Cumulative percentage of contracted UOA delivered 2018 & 2019



Month	Adjusted Scheduled Activity (UOA)		
	2017	2018	2019
April	0	-18	-4
May	2	-18	-4
June	3	-18	-4
July	3	-18	-4
August	3	-18	-4
September	3	-18	-4
October	3	45	-4
November	49	45	122
December	49	66	143
January	219	66	143
February	303	214	164
March	324	361	353
April	328	361	
May	349	361	
June	349	361	

#### QUANTITY METRICS (rolling 12 month period)

	Contract Quantity	Contract Base Number	Contract *	Local Health Board	Wales
% of all assessments that were assess and fit appliances (case starts)	18	19	94.7%	83.0%	61.4%
% of all assessments that were assess and refuse	0	19	0.0%	6.5%	12.3%
% of all assessments that were assess and review	1	19	5.3%	10.5%	26.2%
% of case starts with a reported IOTN of 3 and Aesthetic Component of 5 or below	0	18	N/A	0.2%	0.1%
% of case starts with a reported IOTN of 3 and Aesthetic Component of 6 or above	4	18	22.2%	2.2%	2.5%
% of case starts with a reported IOTN of 4	9	18	50.0%	76.8%	76.6%
% of case starts with a reported IOTN of 5	4	18	22.2%	20.4%	17.7%
% of concluded courses in receipt of dual-arch fixed appliances	0	0	N/A	87.4%	64.2%
% of concluded courses where treatment was abandoned or discontinued	0	0	N/A	3.3%	6.2%
% of patients satisfied with the treatment they have received	3	3	100.0%	96.7%	95.1%

\* Figures in italics indicate that the base number is less than 100.

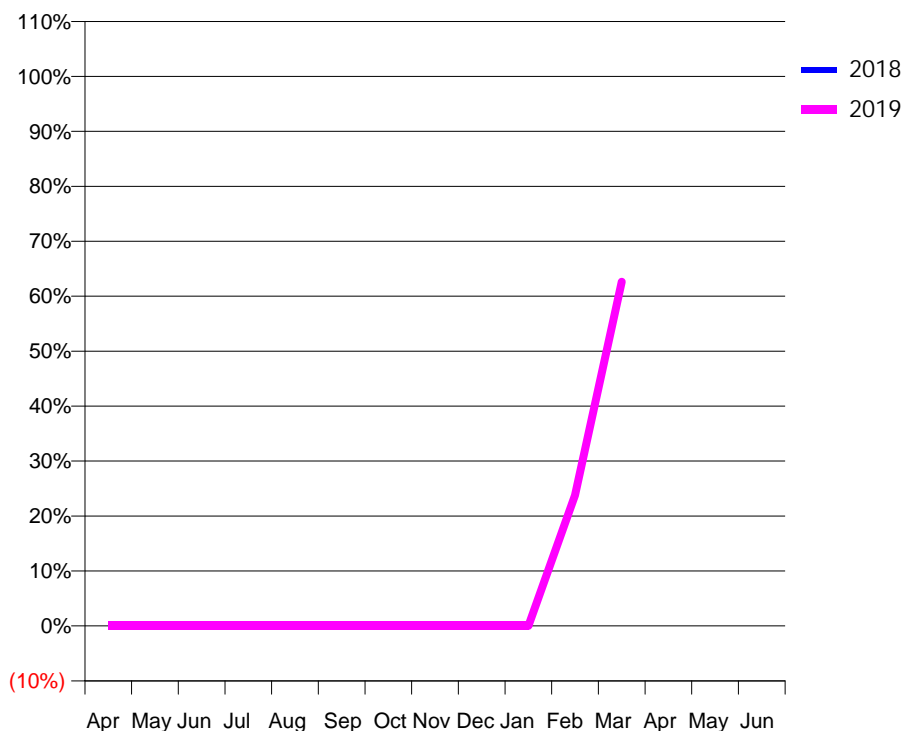
### 7A2 - Vital Signs Orthodontic At a Glance Contract Report for 100946/0000 - March 2019

Name or company name	Quayside Orthodontics	18/19 Contracted general activity (UDA)	0
Contract type name	PDS Contract	Carry forward general activity (UDA)	0
Purpose of contract	Orthodontic	18/19 Contracted orthodontic activity (UOA)	2,300
Contract start date	01/12/2018	Carry forward orthodontic activity (UOA)	0
Contract end date	31/03/2021	Baseline contract value	£126,500.00

ACCESS	Contract	England and Wales
24 month ratio of assessments to patient IDs	1.00	1.08

ACTIVITY	Contract
Contract assess and fit appliances (case starts) as a percentage of Area Team case starts	5.9 %

Cumulative percentage of contracted UOA delivered 2018 & 2019



Month	Adjusted Scheduled Activity (UOA)		
	2017	2018	2019
April		0	0
May		0	0
June		0	0
July		0	0
August		0	0
September		0	0
October		0	0
November		0	0
December		0	0
January		0	0
February		0	547
March		0	1,440
April		0	
May		0	
June		0	

#### QUANTITY METRICS (rolling 12 month period)

	Contract Quantity	Contract Base Number	Contract *	Local Health Board	Wales
% of all assessments that were assess and fit appliances (case starts)	65	86	75.6%	48.7%	61.4%
% of all assessments that were assess and refuse	18	86	20.9%	10.7%	12.3%
% of all assessments that were assess and review	3	86	3.5%	40.5%	26.2%
% of case starts with a reported IOTN of 3 and Aesthetic Component of 5 or below	0	65	<i>N/A</i>	0.0%	0.1%
% of case starts with a reported IOTN of 3 and Aesthetic Component of 6 or above	1	65	1.5%	0.7%	2.5%
% of case starts with a reported IOTN of 4	60	65	92.3%	82.6%	76.6%
% of case starts with a reported IOTN of 5	4	65	6.2%	16.2%	17.7%
% of concluded courses in receipt of dual-arch fixed appliances	0	0	<i>N/A</i>	87.9%	64.2%
% of concluded courses where treatment was abandoned or discontinued	0	0	<i>N/A</i>	5.4%	6.2%
% of patients satisfied with the treatment they have received	6	7	85.7%	89.4%	95.1%

\* Figures in italics indicate that the base number is less than 100.

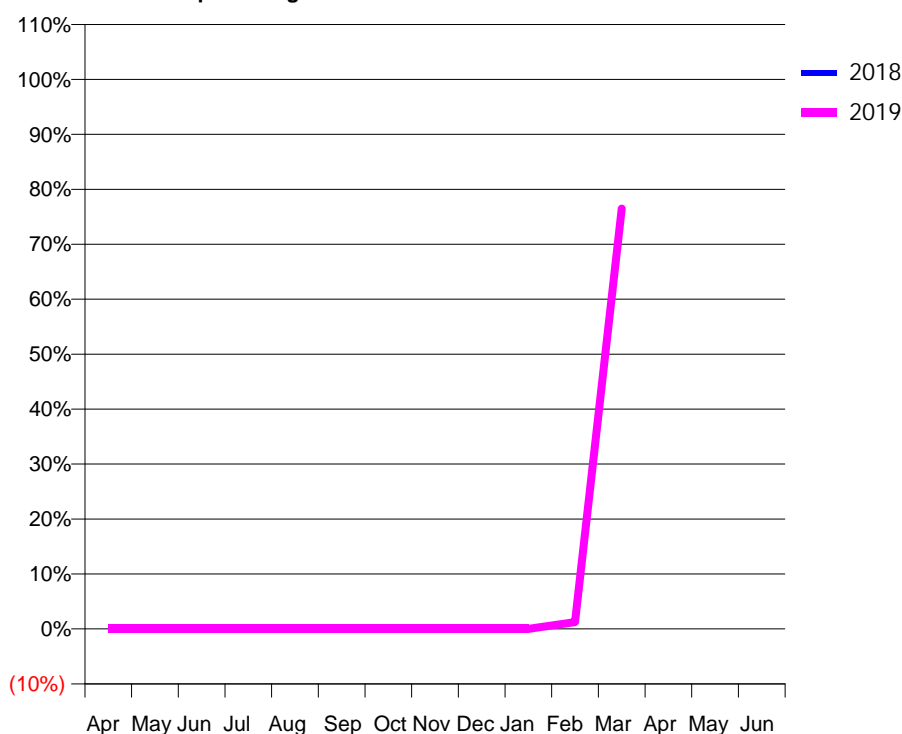
### 7A2 - Vital Signs Orthodontic At a Glance Contract Report for 100948/0000 - March 2019

Name or company name	Neat-Teeth Orthodontics Limited	18/19 Contracted general activity (UDA)	0
Contract type name	PDS Contract	Carry forward general activity (UDA)	0
Purpose of contract	Orthodontic	18/19 Contracted orthodontic activity (UOA)	1,285
Contract start date	01/12/2018	Carry forward orthodontic activity (UOA)	0
Contract end date	31/03/2021	Baseline contract value	£82,252.00

ACCESS	Contract	England and Wales
24 month ratio of assessments to patient IDs	1.00	1.08

ACTIVITY	Contract
Contract assess and fit appliances (case starts) as a percentage of Area Team case starts	4.0 %

Cumulative percentage of contracted UOA delivered 2018 & 2019



Month	Adjusted Scheduled Activity (UOA)		
	2017	2018	2019
April		0	0
May		0	0
June		0	0
July		0	0
August		0	0
September		0	0
October		0	0
November		0	0
December		0	0
January		0	0
February		0	16
March		0	983
April		0	
May		0	
June		0	

#### QUANTITY METRICS (rolling 12 month period)

	Contract Quantity	Contract Base Number	Contract *	Local Health Board	Wales
% of all assessments that were assess and fit appliances (case starts)	44	78	56.4%	48.7%	61.4%
% of all assessments that were assess and refuse	31	78	39.7%	10.7%	12.3%
% of all assessments that were assess and review	3	78	3.8%	40.5%	26.2%
% of case starts with a reported IOTN of 3 and Aesthetic Component of 5 or below	0	44	<i>N/A</i>	0.0%	0.1%
% of case starts with a reported IOTN of 3 and Aesthetic Component of 6 or above	2	44	4.5%	0.7%	2.5%
% of case starts with a reported IOTN of 4	39	44	88.6%	82.6%	76.6%
% of case starts with a reported IOTN of 5	2	44	4.5%	16.2%	17.7%
% of concluded courses in receipt of dual-arch fixed appliances	0	0	<i>N/A</i>	87.9%	64.2%
% of concluded courses where treatment was abandoned or discontinued	0	0	<i>N/A</i>	5.4%	6.2%
% of patients satisfied with the treatment they have received	2	2	100.0%	89.4%	95.1%

\* Figures in italics indicate that the base number is less than 100.

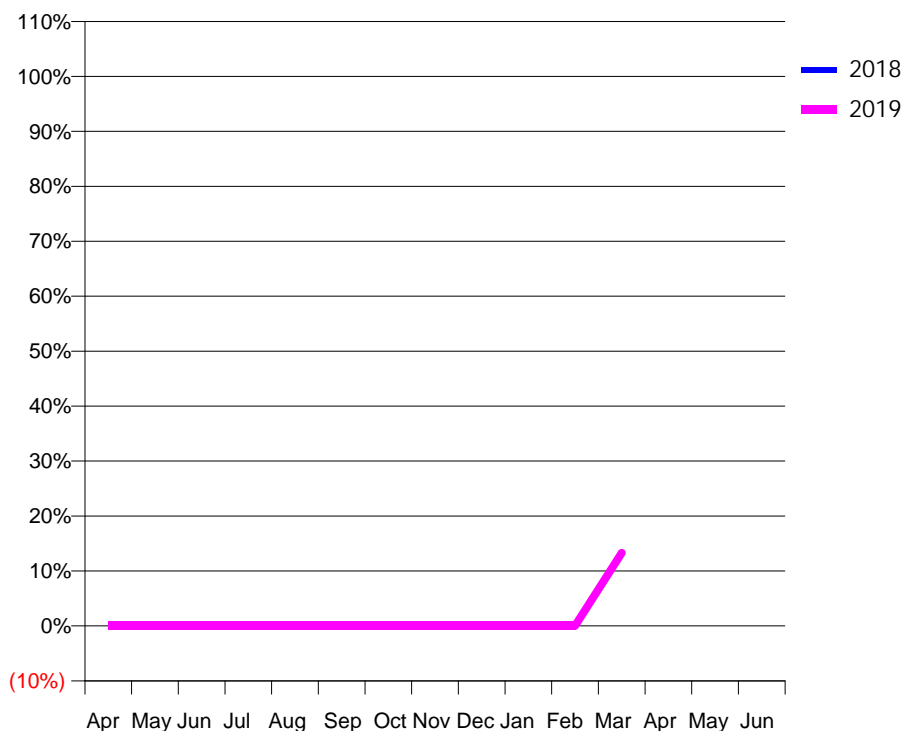
### 7A2 - Vital Signs Orthodontic At a Glance Contract Report for 100980/0000 - March 2019

Name or company name	Neat-Teeth Orthodontics Limited	18/19 Contracted general activity (UDA)	0
Contract type name	PDS Contract	Carry forward general activity (UDA)	0
Purpose of contract	Orthodontic	18/19 Contracted orthodontic activity (UOA)	1,430
Contract start date	01/01/2019	Carry forward orthodontic activity (UOA)	0
Contract end date	31/03/2019	Baseline contract value	£85,800.00

ACCESS	Contract	England and Wales
24 month ratio of assessments to patient IDs	1.00	1.08

ACTIVITY	Contract
Contract assess and fit appliances (case starts) as a percentage of Area Team case starts	0.0 %

Cumulative percentage of contracted UOA delivered 2018 & 2019



Month	Adjusted Scheduled Activity (UOA)		
	2017	2018	2019
April		0	0
May		0	0
June		0	0
July		0	0
August		0	0
September		0	0
October		0	0
November		0	0
December		0	0
January		0	0
February		0	0
March		0	190
April		0	
May		0	
June		0	

#### QUANTITY METRICS (rolling 12 month period)

	Contract Quantity	Contract Base Number	Contract *	Local Health Board	Wales
% of all assessments that were assess and fit appliances (case starts)	0	190	0.0%	48.7%	61.4%
% of all assessments that were assess and refuse	19	190	10.0%	10.7%	12.3%
% of all assessments that were assess and review	171	190	90.0%	40.5%	26.2%
% of case starts with a reported IOTN of 3 and Aesthetic Component of 5 or below	0	0	<i>N/A</i>	0.0%	0.1%
% of case starts with a reported IOTN of 3 and Aesthetic Component of 6 or above	0	0	<i>N/A</i>	0.7%	2.5%
% of case starts with a reported IOTN of 4	0	0	<i>N/A</i>	82.6%	76.6%
% of case starts with a reported IOTN of 5	0	0	<i>N/A</i>	16.2%	17.7%
% of concluded courses in receipt of dual-arch fixed appliances	0	0	<i>N/A</i>	87.9%	64.2%
% of concluded courses where treatment was abandoned or discontinued	0	0	<i>N/A</i>	5.4%	6.2%
% of patients satisfied with the treatment they have received	0	0	<i>N/A</i>	89.4%	95.1%

\* Figures in italics indicate that the base number is less than 100.

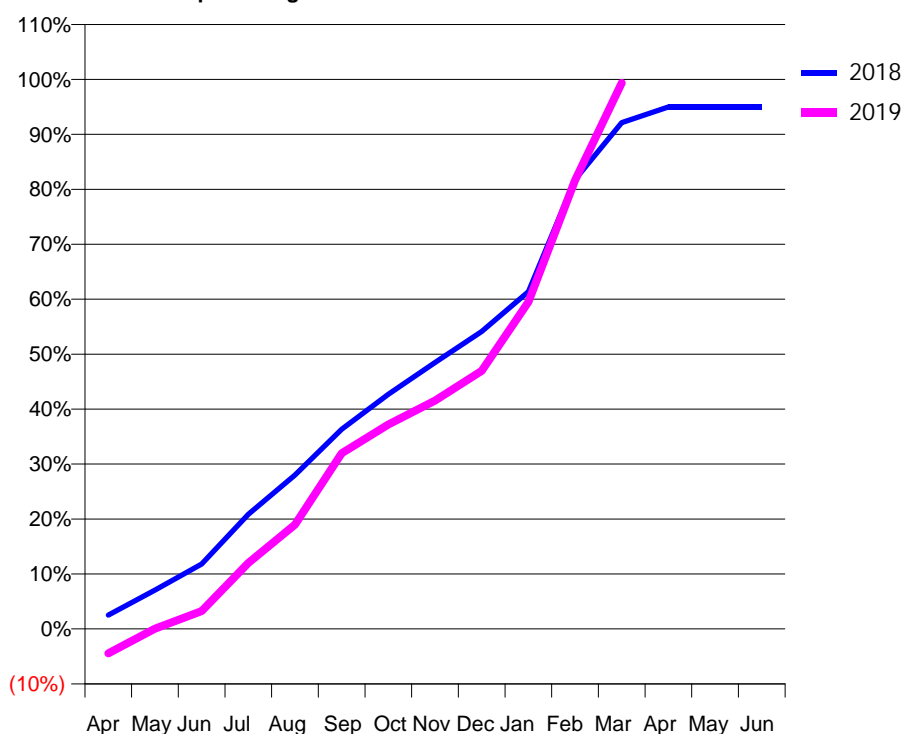
### 7A2 - Vital Signs Orthodontic At a Glance Contract Report for 176710/0007 - March 2019

Name or company name	Q Dental Care Limited	18/19 Contracted general activity (UDA)	0
Contract type name	PDS Contract	Carry forward general activity (UDA)	0
Purpose of contract	Orthodontic	18/19 Contracted orthodontic activity (UOA)	20,200
Contract start date	01/07/2011	Carry forward orthodontic activity (UOA)	900
Contract end date	31/03/2019	Baseline contract value	£1,264,725.91

ACCESS	Contract	England and Wales
24 month ratio of assessments to patient IDs	1.02	1.08

ACTIVITY	Contract
Contract assess and fit appliances (case starts) as a percentage of Area Team case starts	90.1 %

Cumulative percentage of contracted UOA delivered 2018 & 2019



Month	Adjusted Scheduled Activity (UOA)		
	2017	2018	2019
April	1,065	451	-900
May	7,582	1,275	6
June	8,984	2,123	653
July	10,573	3,754	2,430
August	11,507	5,043	3,835
September	12,435	6,542	6,457
October	13,781	7,686	7,517
November	14,774	8,725	8,397
December	16,082	9,745	9,490
January	17,169	11,051	12,023
February	17,950	14,718	16,486
March	18,378	16,583	20,068
April	18,546	17,100	
May	18,546	17,100	
June	18,546	17,100	

#### QUANTITY METRICS (rolling 12 month period)

	Contract Quantity	Contract Base Number	Contract *	Local Health Board	Wales
% of all assessments that were assess and fit appliances (case starts)	989	1,482	66.7%	48.7%	61.4%
% of all assessments that were assess and refuse	131	1,482	8.8%	10.7%	12.3%
% of all assessments that were assess and review	362	1,482	24.4%	40.5%	26.2%
% of case starts with a reported IOTN of 3 and Aesthetic Component of 5 or below	0	989	N/A	0.0%	0.1%
% of case starts with a reported IOTN of 3 and Aesthetic Component of 6 or above	5	989	0.5%	0.7%	2.5%
% of case starts with a reported IOTN of 4	808	989	81.7%	82.6%	76.6%
% of case starts with a reported IOTN of 5	172	989	17.4%	16.2%	17.7%
% of concluded courses in receipt of dual-arch fixed appliances	654	744	87.9%	87.9%	64.2%
% of concluded courses where treatment was abandoned or discontinued	40	744	5.4%	5.4%	6.2%
% of patients satisfied with the treatment they have received	119	133	89.5%	89.4%	95.1%

\* Figures in italics indicate that the base number is less than 100.

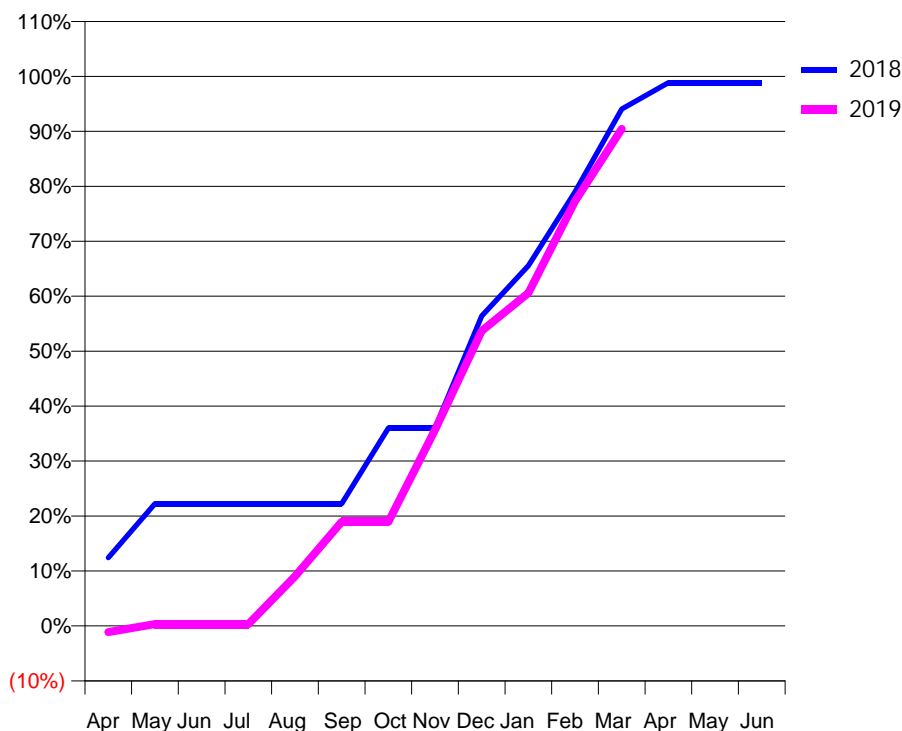
### 7A3 - Vital Signs Orthodontic At a Glance Contract Report for 117234/0001 - March 2019

Name or company name	Cwmtawe Dental Practice Ltd	18/19 Contracted general activity (UDA)	9,000
Contract type name	GDS Contract	Carry forward general activity (UDA)	17
Purpose of contract	General and Orthodontic	18/19 Contracted orthodontic activity (UOA)	3,062
Contract start date	01/04/2008	Carry forward orthodontic activity (UOA)	35
Contract end date		Baseline contract value	£435,423.73

ACCESS	Contract	England and Wales
24 month ratio of assessments to patient IDs	1.02	1.08

ACTIVITY	Contract
Contract assess and fit appliances (case starts) as a percentage of Area Team case starts	6.3 %

Cumulative percentage of contracted UOA delivered 2018 & 2019



Month	Adjusted Scheduled Activity (UOA)		
	2017	2018	2019
April	351	380	-35
May	412	681	10
June	519	681	10
July	585	681	10
August	623	681	276
September	627	681	580
October	1,581	1,103	580
November	1,910	1,103	1,092
December	2,285	1,727	1,644
January	2,578	2,008	1,855
February	3,204	2,418	2,366
March	3,958	2,880	2,769
April	3,959	3,027	
May	3,959	3,027	
June	3,959	3,027	

#### QUANTITY METRICS (rolling 12 month period)

	Contract Quantity	Contract Base Number	Contract *	Local Health Board	Wales
% of all assessments that were assess and fit appliances (case starts)	140	191	73.3%	53.8%	61.4%
% of all assessments that were assess and refuse	41	191	21.5%	13.7%	12.3%
% of all assessments that were assess and review	10	191	5.2%	32.4%	26.2%
% of case starts with a reported IOTN of 3 and Aesthetic Component of 5 or below	0	140	N/A	0.0%	0.1%
% of case starts with a reported IOTN of 3 and Aesthetic Component of 6 or above	0	140	N/A	1.5%	2.5%
% of case starts with a reported IOTN of 4	113	140	80.7%	72.9%	76.6%
% of case starts with a reported IOTN of 5	24	140	17.1%	19.5%	17.7%
% of concluded courses in receipt of dual-arch fixed appliances	7	14	50.0%	44.1%	64.2%
% of concluded courses where treatment was abandoned or discontinued	3	14	21.4%	8.9%	6.2%
% of patients satisfied with the treatment they have received	14	16	87.5%	94.0%	95.1%

\* Figures in italics indicate that the base number is less than 100.

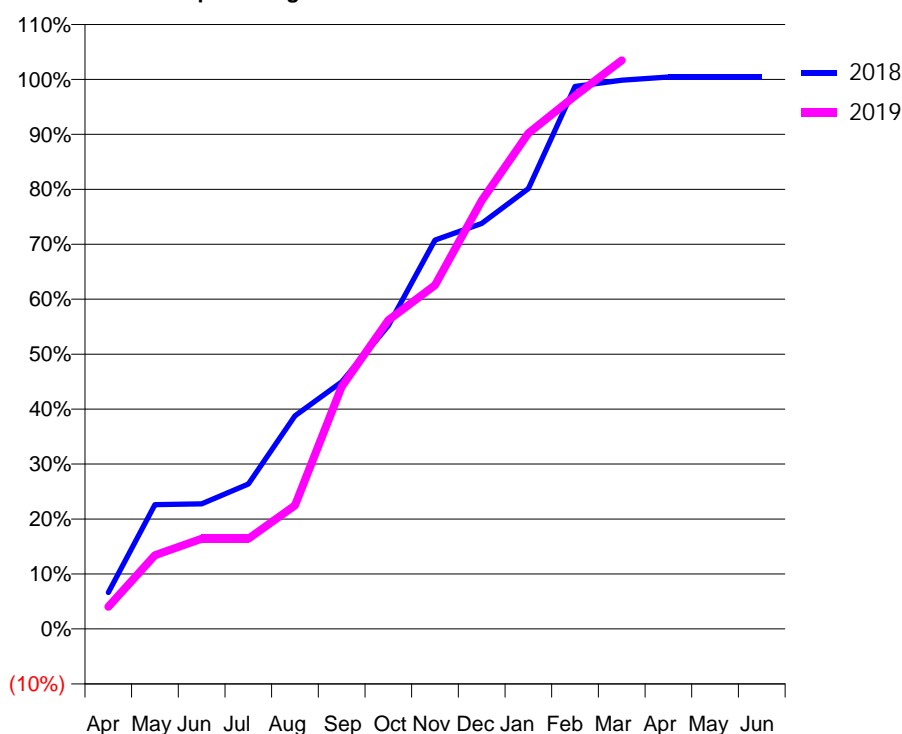
### 7A3 - Vital Signs Orthodontic At a Glance Contract Report for 153729/0001 - March 2019

Name or company name	Dr EV Johnstone, Dr D Ainsworth and Dr J Williams	18/19 Contracted general activity (UDA)	9,742
Contract type name	GDS Contract	Carry forward general activity (UDA)	0
Purpose of contract	General and Orthodontic	18/19 Contracted orthodontic activity (UOA)	694
Contract start date	01/04/2006	Carry forward orthodontic activity (UOA)	0
Contract end date		Baseline contract value	£448,158.86

ACCESS	Contract	England and Wales
24 month ratio of assessments to patient IDs	1.11	1.08

ACTIVITY	Contract
Contract assess and fit appliances (case starts) as a percentage of Area Team case starts	1.5 %

Cumulative percentage of contracted UOA delivered 2018 & 2019



Month	Adjusted Scheduled Activity (UOA)		
	2017	2018	2019
April	1	46	28
May	47	157	93
June	93	158	114
July	183	183	114
August	209	269	156
September	260	312	306
October	326	383	390
November	356	491	434
December	427	512	541
January	515	556	626
February	610	685	673
March	657	693	718
April	701	697	
May	701	697	
June	701	697	

#### QUANTITY METRICS (rolling 12 month period)

	Contract Quantity	Contract Base Number	Contract *	Local Health Board	Wales
% of all assessments that were assess and fit appliances (case starts)	34	58	58.6%	53.8%	61.4%
% of all assessments that were assess and refuse	2	58	3.4%	13.7%	12.3%
% of all assessments that were assess and review	22	58	37.9%	32.4%	26.2%
% of case starts with a reported IOTN of 3 and Aesthetic Component of 5 or below	0	34	<i>N/A</i>	0.0%	0.1%
% of case starts with a reported IOTN of 3 and Aesthetic Component of 6 or above	0	34	<i>N/A</i>	1.5%	2.5%
% of case starts with a reported IOTN of 4	17	34	50.0%	72.9%	76.6%
% of case starts with a reported IOTN of 5	17	34	50.0%	19.5%	17.7%
% of concluded courses in receipt of dual-arch fixed appliances	2	2	100.0%	44.1%	64.2%
% of concluded courses where treatment was abandoned or discontinued	0	2	0.0%	8.9%	6.2%
% of patients satisfied with the treatment they have received	3	4	75.0%	94.0%	95.1%

\* Figures in italics indicate that the base number is less than 100.

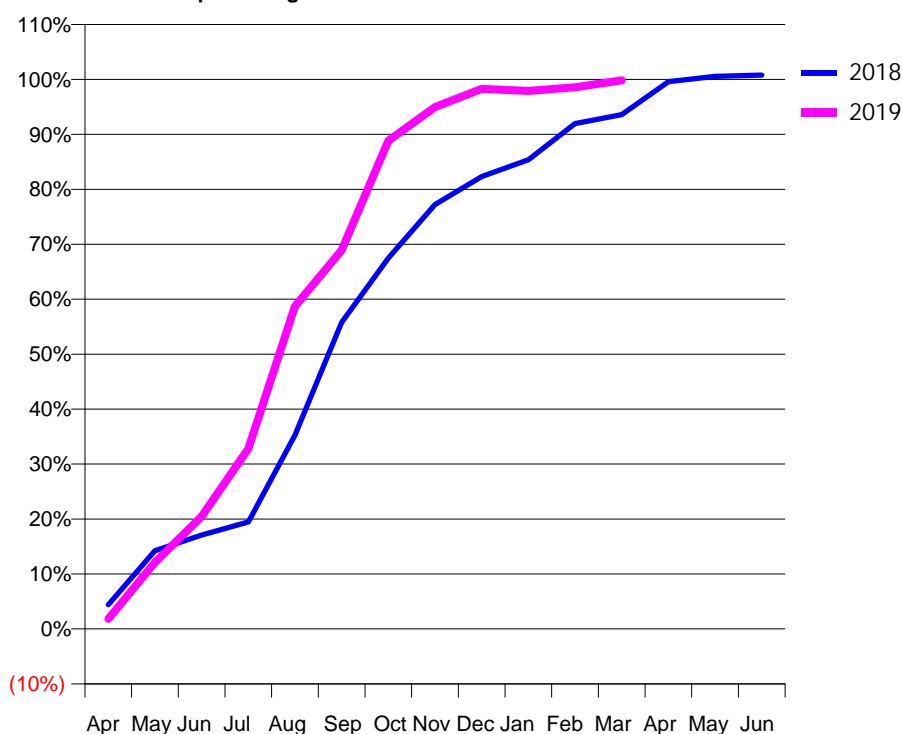
### 7A3 - Vital Signs Orthodontic At a Glance Contract Report for 162868/0001 - March 2019

Name or company name	Neat-Teeth Orthodontics Limited	18/19 Contracted general activity (UDA)	0
Contract type name	GDS Contract	Carry forward general activity (UDA)	0
Purpose of contract	Orthodontic	18/19 Contracted orthodontic activity (UOA)	9,014
Contract start date	01/09/2011	Carry forward orthodontic activity (UOA)	0
Contract end date	30/11/2021	Baseline contract value	£593,425.91

ACCESS	Contract	England and Wales
24 month ratio of assessments to patient IDs	1.05	1.08

ACTIVITY	Contract
Contract assess and fit appliances (case starts) as a percentage of Area Team case starts	21.3 %

Cumulative percentage of contracted UOA delivered 2018 & 2019



Month	Adjusted Scheduled Activity (UOA)		
	2017	2018	2019
April	14	399	165
May	273	1,284	1,091
June	803	1,542	1,845
July	1,496	1,755	2,957
August	2,539	3,177	5,291
September	3,665	5,028	6,212
October	6,005	6,085	8,008
November	6,854	6,959	8,559
December	7,402	7,421	8,859
January	7,930	7,694	8,826
February	8,880	8,289	8,884
March	9,058	8,437	8,998
April	9,112	8,976	
May	9,121	9,063	
June	9,121	9,084	

#### QUANTITY METRICS (rolling 12 month period)

	Contract Quantity	Contract Base Number	Contract *	Local Health Board	Wales
% of all assessments that were assess and fit appliances (case starts)	469	812	57.8%	53.8%	61.4%
% of all assessments that were assess and refuse	68	812	8.4%	13.7%	12.3%
% of all assessments that were assess and review	275	812	33.9%	32.4%	26.2%
% of case starts with a reported IOTN of 3 and Aesthetic Component of 5 or below	1	469	0.2%	0.0%	0.1%
% of case starts with a reported IOTN of 3 and Aesthetic Component of 6 or above	3	469	0.6%	1.5%	2.5%
% of case starts with a reported IOTN of 4	333	469	71.0%	72.9%	76.6%
% of case starts with a reported IOTN of 5	91	469	19.4%	19.5%	17.7%
% of concluded courses in receipt of dual-arch fixed appliances	0	271	N/A	44.1%	64.2%
% of concluded courses where treatment was abandoned or discontinued	37	271	13.7%	8.9%	6.2%
% of patients satisfied with the treatment they have received	31	31	100.0%	94.0%	95.1%

\* Figures in italics indicate that the base number is less than 100.



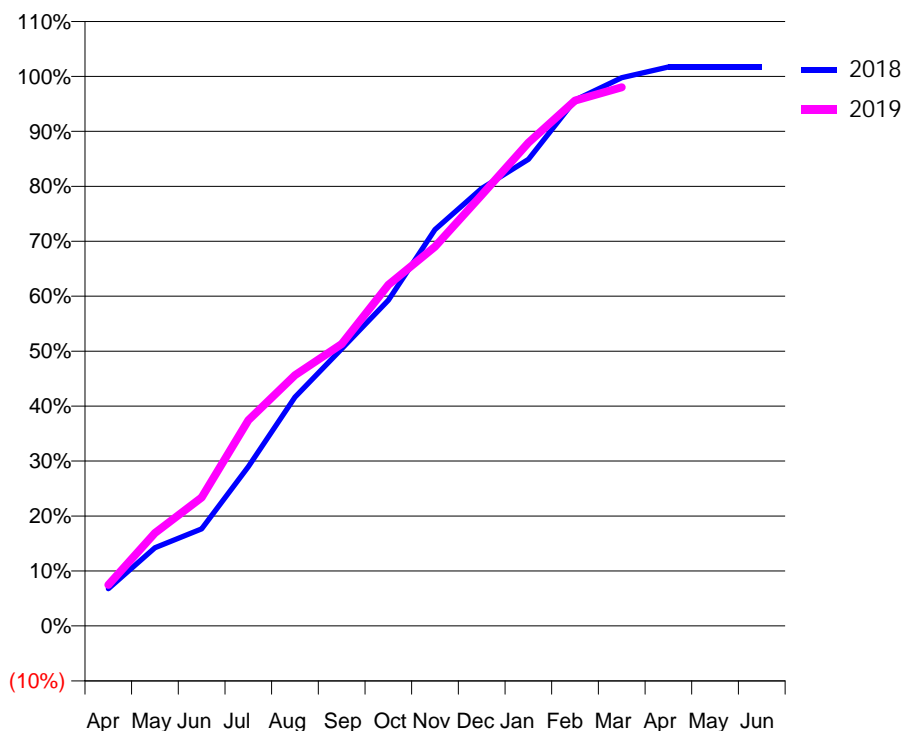
### 7A3 - Vital Signs Orthodontic At a Glance Contract Report for 176710/0005 - March 2019

Name or company name	Q Dental Care Limited	18/19 Contracted general activity (UDA)	0
Contract type name	PDS Contract	Carry forward general activity (UDA)	0
Purpose of contract	Orthodontic	18/19 Contracted orthodontic activity (UOA)	7,824
Contract start date	01/07/2011	Carry forward orthodontic activity (UOA)	-135
Contract end date	31/03/2019	Baseline contract value	£515,083.68

ACCESS	Contract	England and Wales
24 month ratio of assessments to patient IDs	1.06	1.08

ACTIVITY	Contract
Contract assess and fit appliances (case starts) as a percentage of Area Team case starts	16.2 %

Cumulative percentage of contracted UOA delivered 2018 & 2019



Month	Adjusted Scheduled Activity (UOA)		
	2017	2018	2019
April	-87	531	583
May	1,013	1,114	1,323
June	1,210	1,384	1,829
July	2,013	2,268	2,929
August	2,373	3,257	3,570
September	2,587	3,944	4,013
October	4,281	4,638	4,857
November	4,547	5,642	5,398
December	4,635	6,229	6,136
January	5,333	6,643	6,879
February	6,285	7,485	7,479
March	6,680	7,804	7,667
April	6,985	7,959	
May	7,027	7,959	
June	7,027	7,959	

#### QUANTITY METRICS (rolling 12 month period)

	Contract Quantity	Contract Base Number	Contract *	Local Health Board	Wales
% of all assessments that were assess and fit appliances (case starts)	358	569	62.9%	53.8%	61.4%
% of all assessments that were assess and refuse	70	569	12.3%	13.7%	12.3%
% of all assessments that were assess and review	141	569	24.8%	32.4%	26.2%
% of case starts with a reported IOTN of 3 and Aesthetic Component of 5 or below	0	358	N/A	0.0%	0.1%
% of case starts with a reported IOTN of 3 and Aesthetic Component of 6 or above	22	358	6.1%	1.5%	2.5%
% of case starts with a reported IOTN of 4	252	358	70.4%	72.9%	76.6%
% of case starts with a reported IOTN of 5	84	358	23.5%	19.5%	17.7%
% of concluded courses in receipt of dual-arch fixed appliances	270	323	83.6%	44.1%	64.2%
% of concluded courses where treatment was abandoned or discontinued	36	323	11.1%	8.9%	6.2%
% of patients satisfied with the treatment they have received	41	43	95.3%	94.0%	95.1%

\* Figures in italics indicate that the base number is less than 100.

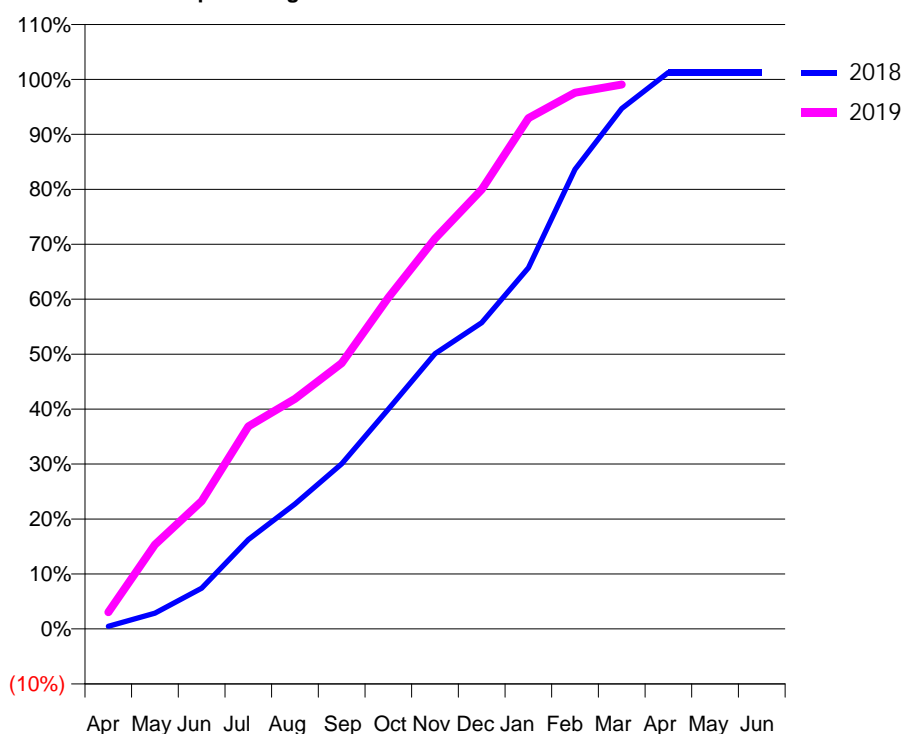
### 7A3 - Vital Signs Orthodontic At a Glance Contract Report for 176710/0006 - March 2019

Name or company name	Q Dental Care Limited	18/19 Contracted general activity (UDA)	0
Contract type name	PDS Contract	Carry forward general activity (UDA)	0
Purpose of contract	Orthodontic	18/19 Contracted orthodontic activity (UOA)	10,822
Contract start date	01/07/2011	Carry forward orthodontic activity (UOA)	0
Contract end date	30/11/2021	Baseline contract value	£712,453.43

ACCESS	Contract	England and Wales
24 month ratio of assessments to patient IDs	1.07	1.08

ACTIVITY	Contract
Contract assess and fit appliances (case starts) as a percentage of Area Team case starts	24.2 %

Cumulative percentage of contracted UOA delivered 2018 & 2019



Month	Adjusted Scheduled Activity (UOA)		
	2017	2018	2019
April	-41	50	330
May	660	311	1,661
June	1,280	802	2,517
July	2,277	1,761	3,988
August	2,693	2,460	4,531
September	3,614	3,253	5,233
October	4,951	4,328	6,525
November	6,792	5,418	7,686
December	7,924	6,031	8,652
January	8,487	7,112	10,057
February	9,299	9,050	10,558
March	10,510	10,249	10,720
April	10,597	10,960	
May	10,597	10,960	
June	10,597	10,960	

#### QUANTITY METRICS (rolling 12 month period)

	Contract Quantity	Contract Base Number	Contract *	Local Health Board	Wales
% of all assessments that were assess and fit appliances (case starts)	534	882	60.5%	53.8%	61.4%
% of all assessments that were assess and refuse	58	882	6.6%	13.7%	12.3%
% of all assessments that were assess and review	290	882	32.9%	32.4%	26.2%
% of case starts with a reported IOTN of 3 and Aesthetic Component of 5 or below	0	534	N/A	0.0%	0.1%
% of case starts with a reported IOTN of 3 and Aesthetic Component of 6 or above	0	534	N/A	1.5%	2.5%
% of case starts with a reported IOTN of 4	437	534	81.8%	72.9%	76.6%
% of case starts with a reported IOTN of 5	90	534	16.9%	19.5%	17.7%
% of concluded courses in receipt of dual-arch fixed appliances	546	594	91.9%	44.1%	64.2%
% of concluded courses where treatment was abandoned or discontinued	19	594	3.2%	8.9%	6.2%
% of patients satisfied with the treatment they have received	77	80	96.3%	94.0%	95.1%

\* Figures in italics indicate that the base number is less than 100.

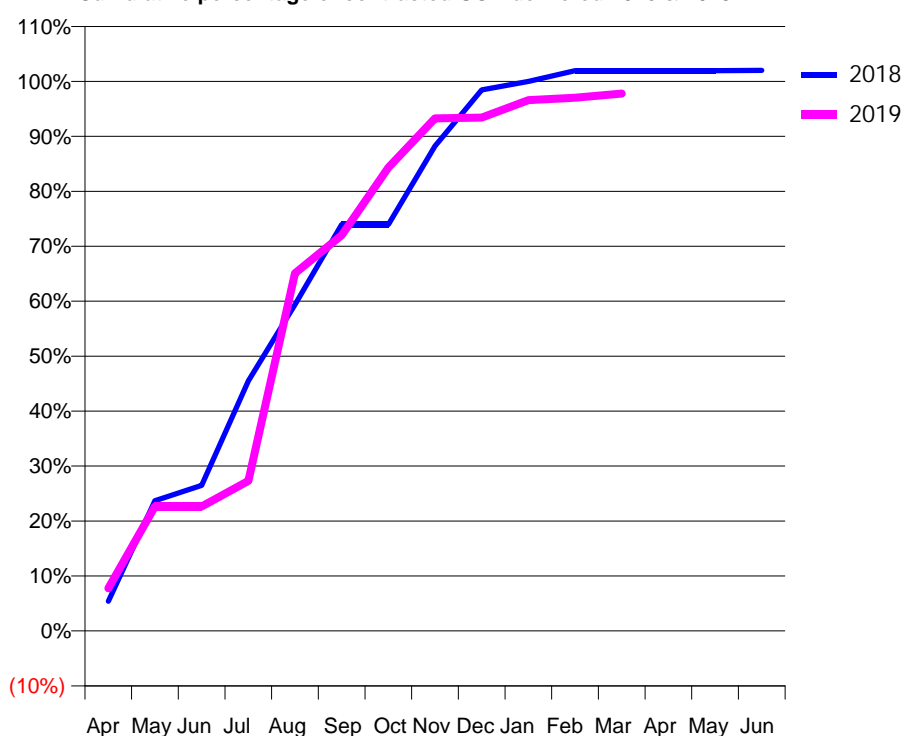
### 7A3 - Vital Signs Orthodontic At a Glance Contract Report for 181382/0001 - March 2019

Name or company name	Cwmdulais Dental Practice	18/19 Contracted general activity (UDA)	8,575
Contract type name	GDS Contract	Carry forward general activity (UDA)	296
Purpose of contract	General and Orthodontic	18/19 Contracted orthodontic activity (UOA)	1,351
Contract start date	01/01/2014	Carry forward orthodontic activity (UOA)	0
Contract end date		Baseline contract value	£431,702.33

ACCESS	Contract	England and Wales
24 month ratio of assessments to patient IDs	1.09	1.08

ACTIVITY	Contract
Contract assess and fit appliances (case starts) as a percentage of Area Team case starts	2.6 %

Cumulative percentage of contracted UOA delivered 2018 & 2019



Month	Adjusted Scheduled Activity (UOA)		
	2017	2018	2019
April	12	73	105
May	138	320	306
June	349	358	306
July	609	615	369
August	797	802	879
September	851	999	973
October	1,012	999	1,139
November	1,125	1,192	1,260
December	1,205	1,330	1,262
January	1,284	1,351	1,305
February	1,326	1,377	1,311
March	1,337	1,377	1,321
April	1,348	1,377	
May	1,411	1,377	
June	1,411	1,378	

#### QUANTITY METRICS (rolling 12 month period)

	Contract Quantity	Contract Base Number	Contract *	Local Health Board	Wales
% of all assessments that were assess and fit appliances (case starts)	57	185	30.8%	53.8%	61.4%
% of all assessments that were assess and refuse	5	185	2.7%	13.7%	12.3%
% of all assessments that were assess and review	123	185	66.5%	32.4%	26.2%
% of case starts with a reported IOTN of 3 and Aesthetic Component of 5 or below	0	57	<i>N/A</i>	0.0%	0.1%
% of case starts with a reported IOTN of 3 and Aesthetic Component of 6 or above	0	57	<i>N/A</i>	1.5%	2.5%
% of case starts with a reported IOTN of 4	45	57	78.9%	72.9%	76.6%
% of case starts with a reported IOTN of 5	2	57	3.5%	19.5%	17.7%
% of concluded courses in receipt of dual-arch fixed appliances	28	55	50.9%	44.1%	64.2%
% of concluded courses where treatment was abandoned or discontinued	4	55	7.3%	8.9%	6.2%
% of patients satisfied with the treatment they have received	3	3	100.0%	94.0%	95.1%

\* Figures in italics indicate that the base number is less than 100.

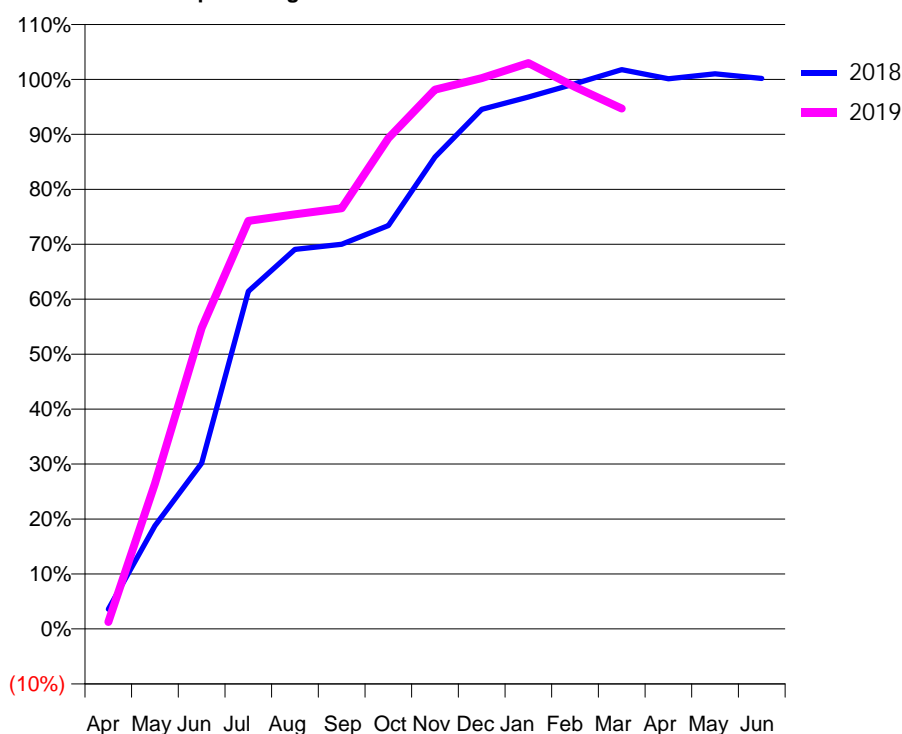
### 7A3 - Vital Signs Orthodontic At a Glance Contract Report for 636126/0001 - March 2019

Name or company name	MR J KNOX	18/19 Contracted general activity (UDA)	0
Contract type name	PDS Contract	Carry forward general activity (UDA)	0
Purpose of contract	Orthodontic	18/19 Contracted orthodontic activity (UOA)	2,500
Contract start date	01/04/2006	Carry forward orthodontic activity (UOA)	0
Contract end date	30/11/2021	Baseline contract value	£164,584.51

ACCESS	Contract	England and Wales
24 month ratio of assessments to patient IDs	1.06	1.08

ACTIVITY	Contract
Contract assess and fit appliances (case starts) as a percentage of Area Team case starts	5.3 %

Cumulative percentage of contracted UOA delivered 2018 & 2019



Month	Adjusted Scheduled Activity (UOA)		
	2017	2018	2019
April	-56	90	32
May	27	469	661
June	198	754	1,369
July	264	1,536	1,856
August	330	1,726	1,886
September	347	1,750	1,914
October	978	1,835	2,232
November	1,473	2,147	2,453
December	1,882	2,364	2,505
January	2,245	2,420	2,574
February	2,420	2,480	2,465
March	2,487	2,544	2,367
April	2,500	2,503	
May	2,501	2,525	
June	2,501	2,504	

#### QUANTITY METRICS (rolling 12 month period)

	Contract Quantity	Contract Base Number	Contract *	Local Health Board	Wales
% of all assessments that were assess and fit appliances (case starts)	118	362	32.6%	53.8%	61.4%
% of all assessments that were assess and refuse	136	362	37.6%	13.7%	12.3%
% of all assessments that were assess and review	108	362	29.8%	32.4%	26.2%
% of case starts with a reported IOTN of 3 and Aesthetic Component of 5 or below	0	118	N/A	0.0%	0.1%
% of case starts with a reported IOTN of 3 and Aesthetic Component of 6 or above	0	118	N/A	1.5%	2.5%
% of case starts with a reported IOTN of 4	63	118	53.4%	72.9%	76.6%
% of case starts with a reported IOTN of 5	26	118	22.0%	19.5%	17.7%
% of concluded courses in receipt of dual-arch fixed appliances	0	156	N/A	44.1%	64.2%
% of concluded courses where treatment was abandoned or discontinued	26	156	16.7%	8.9%	6.2%
% of patients satisfied with the treatment they have received	2	2	100.0%	94.0%	95.1%

\* Figures in italics indicate that the base number is less than 100.

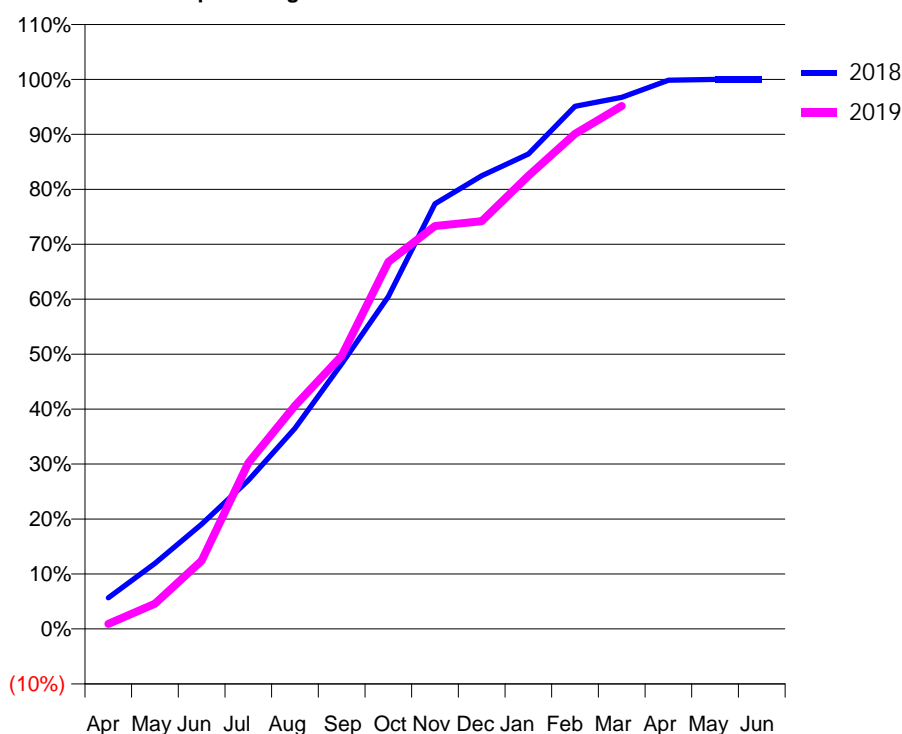
### 7A3 - Vital Signs Orthodontic At a Glance Contract Report for 658472/0001 - March 2019

Name or company name	MR RR WESTERHOLM	18/19 Contracted general activity (UDA)	0
Contract type name	PDS Contract	Carry forward general activity (UDA)	0
Purpose of contract	Orthodontic	18/19 Contracted orthodontic activity (UOA)	5,000
Contract start date	01/04/2006	Carry forward orthodontic activity (UOA)	0
Contract end date	30/11/2021	Baseline contract value	£329,169.02

ACCESS	Contract	England and Wales
24 month ratio of assessments to patient IDs	1.09	1.08

ACTIVITY	Contract
Contract assess and fit appliances (case starts) as a percentage of Area Team case starts	10.3 %

Cumulative percentage of contracted UOA delivered 2018 & 2019



Month	Adjusted Scheduled Activity (UOA)		
	2017	2018	2019
April	19	283	46
May	159	596	230
June	523	953	622
July	968	1,352	1,511
August	1,108	1,826	2,030
September	1,793	2,413	2,485
October	2,862	3,025	3,340
November	3,547	3,868	3,666
December	3,974	4,122	3,710
January	4,491	4,321	4,124
February	4,911	4,755	4,505
March	5,013	4,837	4,758
April	5,026	4,992	
May	5,153	5,000	
June	5,153	5,000	

#### QUANTITY METRICS (rolling 12 month period)

	Contract Quantity	Contract Base Number	Contract *	Local Health Board	Wales
% of all assessments that were assess and fit appliances (case starts)	228	515	44.3%	53.8%	61.4%
% of all assessments that were assess and refuse	75	515	14.6%	13.7%	12.3%
% of all assessments that were assess and review	212	515	41.2%	32.4%	26.2%
% of case starts with a reported IOTN of 3 and Aesthetic Component of 5 or below	0	228	N/A	0.0%	0.1%
% of case starts with a reported IOTN of 3 and Aesthetic Component of 6 or above	8	228	3.5%	1.5%	2.5%
% of case starts with a reported IOTN of 4	160	228	70.2%	72.9%	76.6%
% of case starts with a reported IOTN of 5	57	228	25.0%	19.5%	17.7%
% of concluded courses in receipt of dual-arch fixed appliances	0	190	N/A	44.1%	64.2%
% of concluded courses where treatment was abandoned or discontinued	16	190	8.4%	8.9%	6.2%
% of patients satisfied with the treatment they have received	15	18	83.3%	94.0%	95.1%

\* Figures in italics indicate that the base number is less than 100.

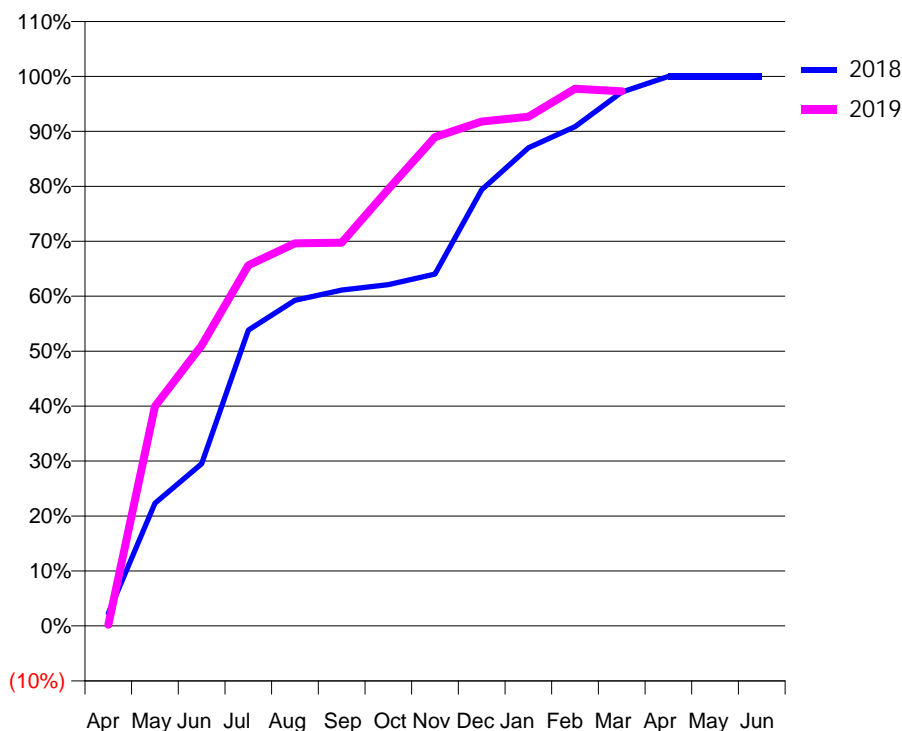
### 7A3 - Vital Signs Orthodontic At a Glance Contract Report for 846473/0001 - March 2019

Name or company name	MISS CE ECKHARDT	18/19 Contracted general activity (UDA)	0
Contract type name	PDS Contract	Carry forward general activity (UDA)	0
Purpose of contract	Orthodontic	18/19 Contracted orthodontic activity (UOA)	2,500
Contract start date	01/04/2006	Carry forward orthodontic activity (UOA)	0
Contract end date	30/11/2021	Baseline contract value	£164,584.51

ACCESS	Contract	England and Wales
24 month ratio of assessments to patient IDs	1.05	1.08

ACTIVITY	Contract
Contract assess and fit appliances (case starts) as a percentage of Area Team case starts	5.3 %

Cumulative percentage of contracted UOA delivered 2018 & 2019



Month	Adjusted Scheduled Activity (UOA)		
	2017	2018	2019
April	0	58	6
May	11	558	998
June	50	738	1,276
July	121	1,346	1,641
August	130	1,481	1,740
September	201	1,528	1,743
October	699	1,553	1,987
November	1,358	1,601	2,224
December	1,621	1,984	2,294
January	1,904	2,175	2,316
February	2,198	2,271	2,444
March	2,302	2,428	2,432
April	2,532	2,500	
May	2,532	2,500	
June	2,532	2,500	

#### QUANTITY METRICS (rolling 12 month period)

	Contract Quantity	Contract Base Number	Contract *	Local Health Board	Wales
% of all assessments that were assess and fit appliances (case starts)	118	276	42.8%	53.8%	61.4%
% of all assessments that were assess and refuse	70	276	25.4%	13.7%	12.3%
% of all assessments that were assess and review	88	276	31.9%	32.4%	26.2%
% of case starts with a reported IOTN of 3 and Aesthetic Component of 5 or below	0	118	N/A	0.0%	0.1%
% of case starts with a reported IOTN of 3 and Aesthetic Component of 6 or above	0	118	N/A	1.5%	2.5%
% of case starts with a reported IOTN of 4	80	118	67.8%	72.9%	76.6%
% of case starts with a reported IOTN of 5	11	118	9.3%	19.5%	17.7%
% of concluded courses in receipt of dual-arch fixed appliances	0	190	N/A	44.1%	64.2%
% of concluded courses where treatment was abandoned or discontinued	19	190	10.0%	8.9%	6.2%
% of patients satisfied with the treatment they have received	7	8	87.5%	94.0%	95.1%

\* Figures in italics indicate that the base number is less than 100.

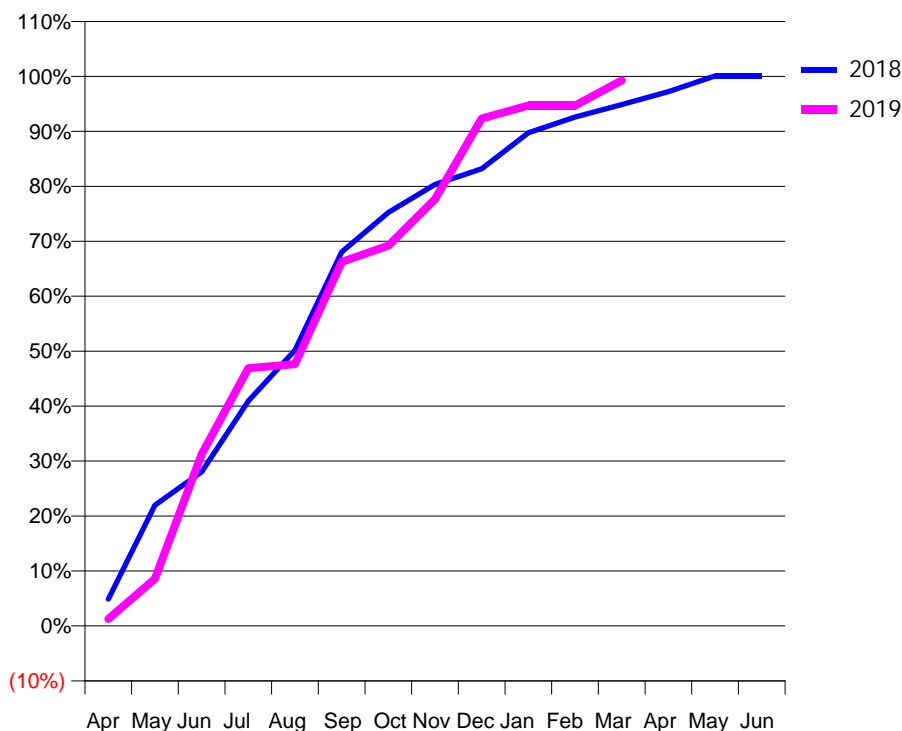
### 7A3 - Vital Signs Orthodontic At a Glance Contract Report for 933430/0001 - March 2019

Name or company name	MRS AJ EGGAR	18/19 Contracted general activity (UDA)	0
Contract type name	PDS Contract	Carry forward general activity (UDA)	0
Purpose of contract	Orthodontic	18/19 Contracted orthodontic activity (UOA)	3,000
Contract start date	01/04/2006	Carry forward orthodontic activity (UOA)	0
Contract end date	30/11/2021	Baseline contract value	£197,501.41

ACCESS	Contract	England and Wales
24 month ratio of assessments to patient IDs	1.08	1.08

ACTIVITY	Contract
Contract assess and fit appliances (case starts) as a percentage of Area Team case starts	6.8 %

Cumulative percentage of contracted UOA delivered 2018 & 2019



Month	Adjusted Scheduled Activity (UOA)		
	2017	2018	2019
April	11	147	38
May	12	659	257
June	99	841	938
July	406	1,228	1,407
August	816	1,505	1,429
September	1,074	2,042	1,987
October	1,519	2,257	2,077
November	2,212	2,410	2,329
December	2,280	2,496	2,770
January	2,600	2,692	2,840
February	2,885	2,778	2,841
March	3,039	2,846	2,978
April	3,088	2,917	
May	3,089	3,002	
June	3,089	3,002	

#### QUANTITY METRICS (rolling 12 month period)

	Contract Quantity	Contract Base Number	Contract *	Local Health Board	Wales
% of all assessments that were assess and fit appliances (case starts)	151	249	60.6%	53.8%	61.4%
% of all assessments that were assess and refuse	38	249	15.3%	13.7%	12.3%
% of all assessments that were assess and review	60	249	24.1%	32.4%	26.2%
% of case starts with a reported IOTN of 3 and Aesthetic Component of 5 or below	0	151	N/A	0.0%	0.1%
% of case starts with a reported IOTN of 3 and Aesthetic Component of 6 or above	1	151	0.7%	1.5%	2.5%
% of case starts with a reported IOTN of 4	109	151	72.2%	72.9%	76.6%
% of case starts with a reported IOTN of 5	29	151	19.2%	19.5%	17.7%
% of concluded courses in receipt of dual-arch fixed appliances	0	141	N/A	44.1%	64.2%
% of concluded courses where treatment was abandoned or discontinued	12	141	8.5%	8.9%	6.2%
% of patients satisfied with the treatment they have received	9	10	90.0%	94.0%	95.1%

\* Figures in italics indicate that the base number is less than 100.

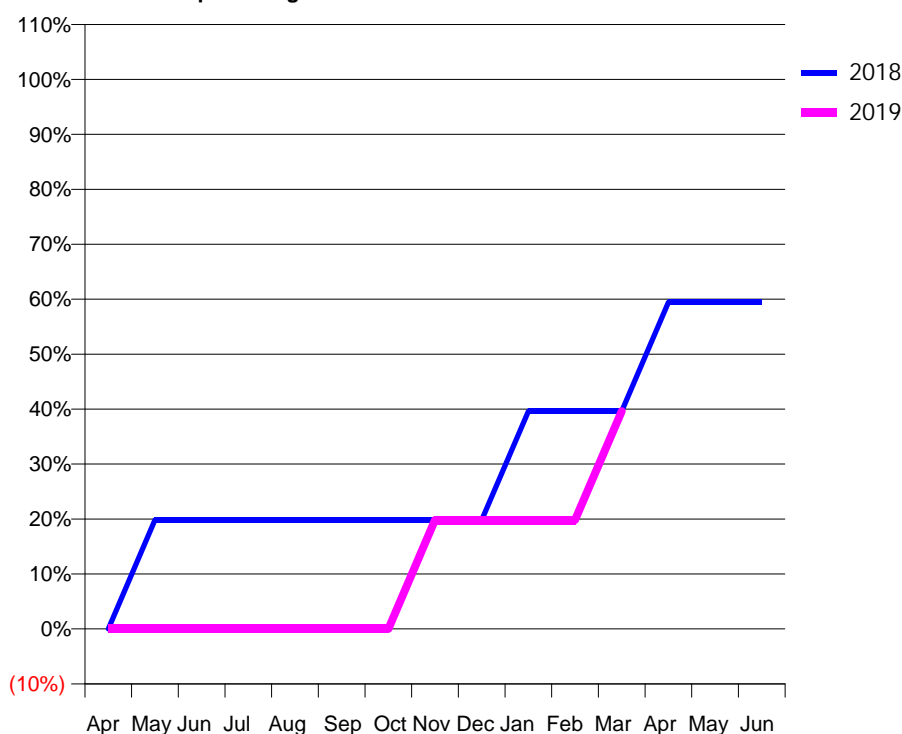
### 7A4 - Vital Signs Orthodontic At a Glance Contract Report for 127981/0001 - March 2019

Name or company name	Blakeridge Limited	18/19 Contracted general activity (UDA)	7,839
Contract type name	GDS Contract	Carry forward general activity (UDA)	0
Purpose of contract	General and Orthodontic	18/19 Contracted orthodontic activity (UOA)	106
Contract start date	01/09/2012	Carry forward orthodontic activity (UOA)	0
Contract end date		Baseline contract value	£164,530.68

ACCESS	Contract	England and Wales
24 month ratio of assessments to patient IDs	1.00	1.08

ACTIVITY	Contract
Contract assess and fit appliances (case starts) as a percentage of Area Team case starts	0.1 %

Cumulative percentage of contracted UOA delivered 2018 & 2019



Month	Adjusted Scheduled Activity (UOA)		
	2017	2018	2019
April	5	0	0
May	5	21	0
June	5	21	0
July	6	21	0
August	6	21	0
September	6	21	0
October	48	21	0
November	69	21	21
December	69	21	21
January	90	42	21
February	90	42	21
March	90	42	42
April	91	63	
May	91	63	
June	91	63	

#### QUANTITY METRICS (rolling 12 month period)

	Contract Quantity	Contract Base Number	Contract *	Local Health Board	Wales
% of all assessments that were assess and fit appliances (case starts)	3	3	100.0%	64.9%	61.4%
% of all assessments that were assess and refuse	0	3	0.0%	14.2%	12.3%
% of all assessments that were assess and review	0	3	0.0%	20.8%	26.2%
% of case starts with a reported IOTN of 3 and Aesthetic Component of 5 or below	0	3	N/A	0.1%	0.1%
% of case starts with a reported IOTN of 3 and Aesthetic Component of 6 or above	0	3	N/A	3.5%	2.5%
% of case starts with a reported IOTN of 4	3	3	100.0%	80.2%	76.6%
% of case starts with a reported IOTN of 5	0	3	N/A	15.6%	17.7%
% of concluded courses in receipt of dual-arch fixed appliances	0	0	N/A	71.5%	64.2%
% of concluded courses where treatment was abandoned or discontinued	0	0	N/A	4.2%	6.2%
% of patients satisfied with the treatment they have received	1	1	100.0%	95.5%	95.1%

\* Figures in italics indicate that the base number is less than 100.



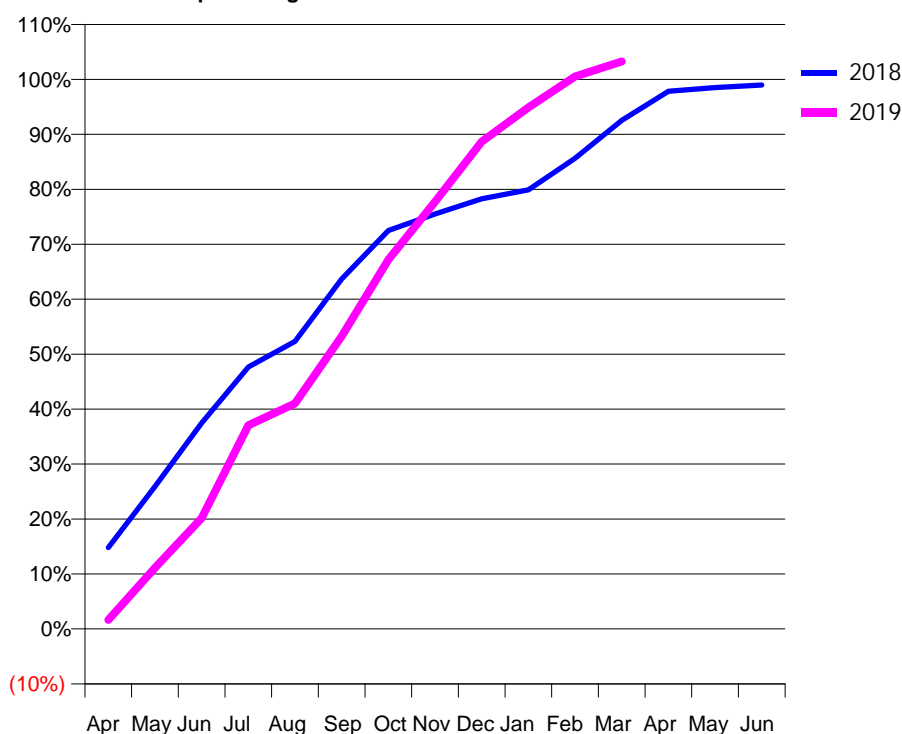
### 7A4 - Vital Signs Orthodontic At a Glance Contract Report for 129100/0001 - March 2019

Name or company name	Sandusky Remills Ltd	18/19 Contracted general activity (UDA)	0
Contract type name	PDS Contract	Carry forward general activity (UDA)	0
Purpose of contract	Orthodontic	18/19 Contracted orthodontic activity (UOA)	9,194
Contract start date	01/09/2012	Carry forward orthodontic activity (UOA)	94
Contract end date	31/03/2019	Baseline contract value	£638,047.86

ACCESS	Contract	England and Wales
24 month ratio of assessments to patient IDs	1.01	1.08

ACTIVITY	Contract
Contract assess and fit appliances (case starts) as a percentage of Area Team case starts	16.3 %

Cumulative percentage of contracted UOA delivered 2018 & 2019



Month	Adjusted Scheduled Activity (UOA)		
	2017	2018	2019
April	2,635	1,362	153
May	3,940	2,382	1,021
June	4,590	3,444	1,856
July	5,872	4,382	3,409
August	6,385	4,811	3,772
September	7,043	5,855	4,896
October	7,971	6,665	6,180
November	8,371	6,942	7,145
December	8,672	7,196	8,152
January	8,775	7,346	8,726
February	9,009	7,872	9,241
March	9,322	8,507	9,492
April	9,386	8,994	
May	9,386	9,058	
June	9,386	9,100	

#### QUANTITY METRICS (rolling 12 month period)

	Contract Quantity	Contract Base Number	Contract *	Local Health Board	Wales
% of all assessments that were assess and fit appliances (case starts)	493	713	69.1%	64.9%	61.4%
% of all assessments that were assess and refuse	163	713	22.9%	14.2%	12.3%
% of all assessments that were assess and review	57	713	8.0%	20.8%	26.2%
% of case starts with a reported IOTN of 3 and Aesthetic Component of 5 or below	0	493	N/A	0.1%	0.1%
% of case starts with a reported IOTN of 3 and Aesthetic Component of 6 or above	0	493	N/A	3.5%	2.5%
% of case starts with a reported IOTN of 4	378	493	76.7%	80.2%	76.6%
% of case starts with a reported IOTN of 5	114	493	23.1%	15.6%	17.7%
% of concluded courses in receipt of dual-arch fixed appliances	0	345	N/A	71.5%	64.2%
% of concluded courses where treatment was abandoned or discontinued	11	345	3.2%	4.2%	6.2%
% of patients satisfied with the treatment they have received	52	55	94.5%	95.5%	95.1%

\* Figures in italics indicate that the base number is less than 100.

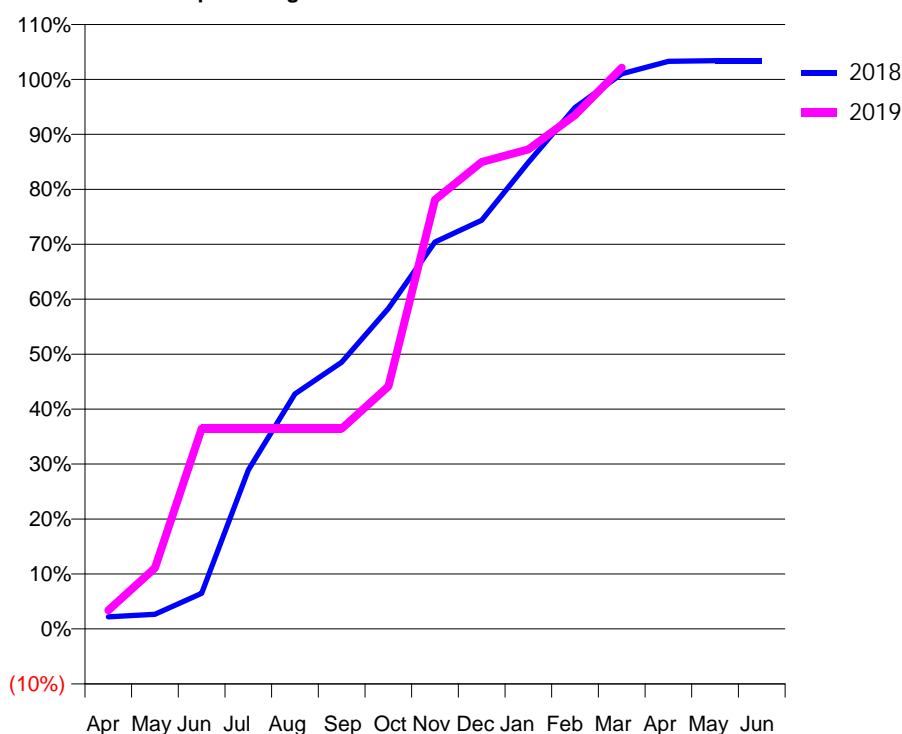
### 7A4 - Vital Signs Orthodontic At a Glance Contract Report for 140589/0002 - March 2019

Name or company name	Cowbridge Dental Care Limited	18/19 Contracted general activity (UDA)	0
Contract type name	PDS Contract	Carry forward general activity (UDA)	0
Purpose of contract	Orthodontic	18/19 Contracted orthodontic activity (UOA)	1,092
Contract start date	01/09/2011	Carry forward orthodontic activity (UOA)	-37
Contract end date	31/03/2019	Baseline contract value	£72,250.20

ACCESS	Contract	England and Wales
24 month ratio of assessments to patient IDs	1.11	1.08

ACTIVITY	Contract
Contract assess and fit appliances (case starts) as a percentage of Area Team case starts	1.7 %

Cumulative percentage of contracted UOA delivered 2018 & 2019



Month	Adjusted Scheduled Activity (UOA)		
	2017	2018	2019
April	29	24	37
May	101	29	121
June	207	71	398
July	207	316	398
August	387	467	398
September	417	530	398
October	491	637	482
November	527	769	853
December	679	812	928
January	833	927	953
February	943	1,036	1,021
March	1,091	1,103	1,115
April	1,114	1,128	
May	1,115	1,129	
June	1,116	1,129	

#### QUANTITY METRICS (rolling 12 month period)

	Contract Quantity	Contract Base Number	Contract *	Local Health Board	Wales
% of all assessments that were assess and fit appliances (case starts)	50	122	41.0%	64.9%	61.4%
% of all assessments that were assess and refuse	37	122	30.3%	14.2%	12.3%
% of all assessments that were assess and review	35	122	28.7%	20.8%	26.2%
% of case starts with a reported IOTN of 3 and Aesthetic Component of 5 or below	0	50	<i>N/A</i>	0.1%	0.1%
% of case starts with a reported IOTN of 3 and Aesthetic Component of 6 or above	9	50	18.0%	3.5%	2.5%
% of case starts with a reported IOTN of 4	30	50	60.0%	80.2%	76.6%
% of case starts with a reported IOTN of 5	11	50	22.0%	15.6%	17.7%
% of concluded courses in receipt of dual-arch fixed appliances	35	43	81.4%	71.5%	64.2%
% of concluded courses where treatment was abandoned or discontinued	6	43	14.0%	4.2%	6.2%
% of patients satisfied with the treatment they have received	9	9	100.0%	95.5%	95.1%

\* Figures in italics indicate that the base number is less than 100.

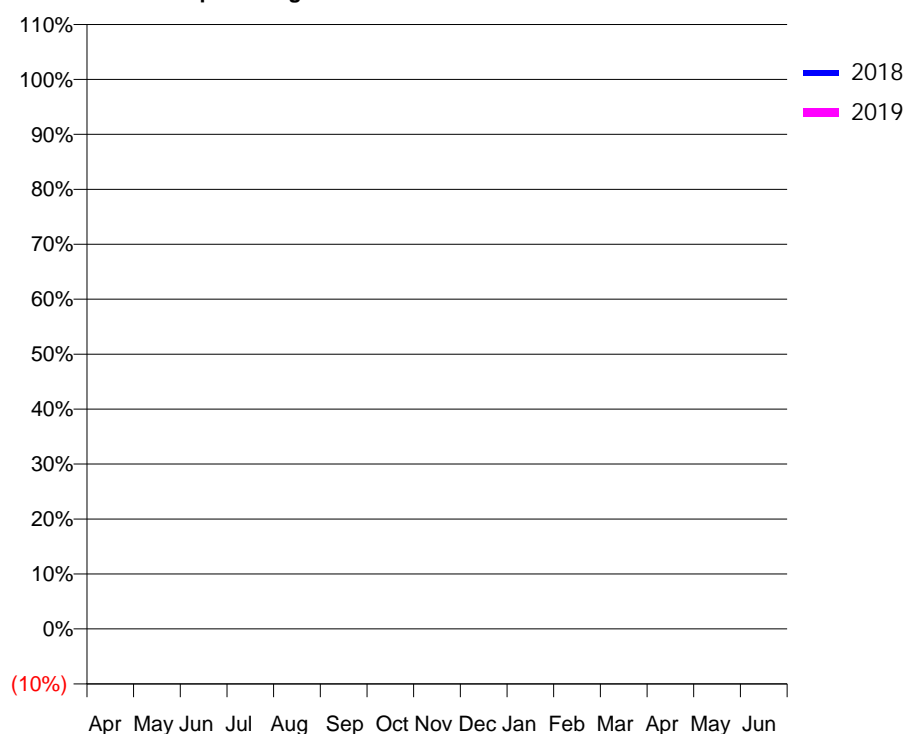
### 7A4 - Vital Signs Orthodontic At a Glance Contract Report for 154245/0001 - March 2019

Name or company name	Restore Dental Group	18/19 Contracted general activity (UDA)	25,220
Contract type name	GDS Contract	Carry forward general activity (UDA)	182
Purpose of contract	General	18/19 Contracted orthodontic activity (UOA)	0
Contract start date	01/04/2013	Carry forward orthodontic activity (UOA)	0
Contract end date		Baseline contract value	£590,159.22

ACCESS	Contract	England and Wales
24 month ratio of assessments to patient IDs	1.00	1.08

ACTIVITY	Contract
Contract assess and fit appliances (case starts) as a percentage of Area Team case starts	0.0 %

Cumulative percentage of contracted UOA delivered 2018 & 2019



Month	Adjusted Scheduled Activity (UOA)		
	2017	2018	2019
April	0	0	0
May	0	0	0
June	0	0	1
July	0	0	1
August	0	0	1
September	0	0	1
October	0	0	1
November	0	0	1
December	0	0	1
January	0	0	1
February	0	0	1
March	0	0	1
April	0	0	
May	0	0	
June	0	0	

#### QUANTITY METRICS (rolling 12 month period)

	Contract Quantity	Contract Base Number	Contract *	Local Health Board	Wales
% of all assessments that were assess and fit appliances (case starts)	0	1	0.0%	64.9%	61.4%
% of all assessments that were assess and refuse	0	1	0.0%	14.2%	12.3%
% of all assessments that were assess and review	1	1	100.0%	20.8%	26.2%
% of case starts with a reported IOTN of 3 and Aesthetic Component of 5 or below	0	0	N/A	0.1%	0.1%
% of case starts with a reported IOTN of 3 and Aesthetic Component of 6 or above	0	0	N/A	3.5%	2.5%
% of case starts with a reported IOTN of 4	0	0	N/A	80.2%	76.6%
% of case starts with a reported IOTN of 5	0	0	N/A	15.6%	17.7%
% of concluded courses in receipt of dual-arch fixed appliances	0	0	N/A	71.5%	64.2%
% of concluded courses where treatment was abandoned or discontinued	0	0	N/A	4.2%	6.2%
% of patients satisfied with the treatment they have received	0	0	N/A	95.5%	95.1%

\* Figures in italics indicate that the base number is less than 100.

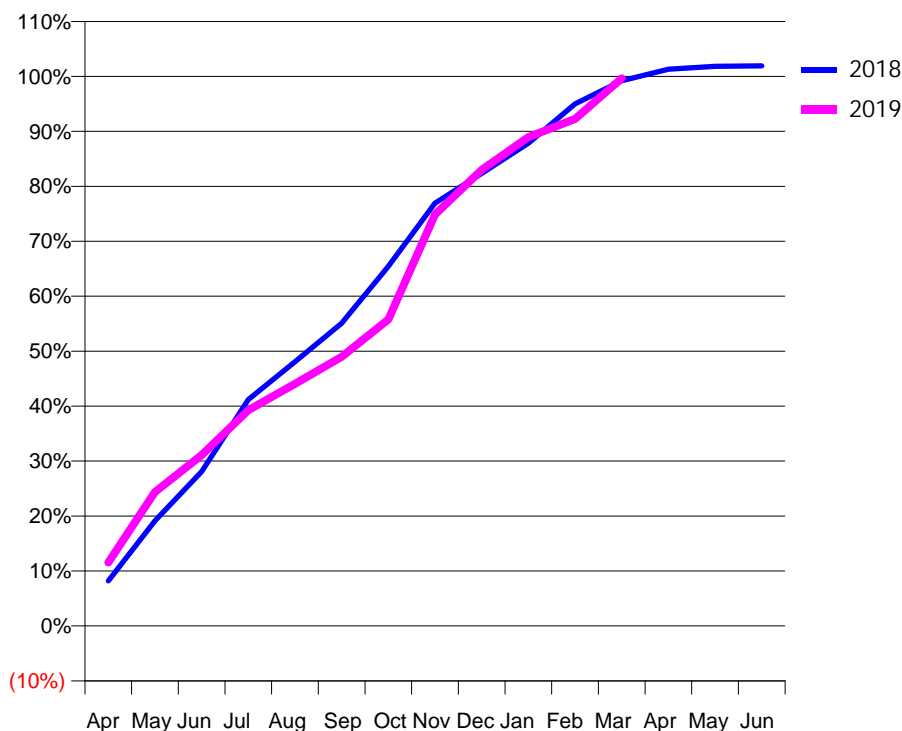
### 7A4 - Vital Signs Orthodontic At a Glance Contract Report for 166332/0001 - March 2019

Name or company name	Cathedral Orthodontics Ltd	18/19 Contracted general activity (UDA)	0
Contract type name	PDS Contract	Carry forward general activity (UDA)	0
Purpose of contract	Orthodontic	18/19 Contracted orthodontic activity (UOA)	21,553
Contract start date	01/11/2010	Carry forward orthodontic activity (UOA)	-413
Contract end date	31/03/2019	Baseline contract value	£1,494,848.66

ACCESS	Contract	England and Wales
24 month ratio of assessments to patient IDs	1.08	1.08

ACTIVITY	Contract
Contract assess and fit appliances (case starts) as a percentage of Area Team case starts	33.9 %

Cumulative percentage of contracted UOA delivered 2018 & 2019



Month	Adjusted Scheduled Activity (UOA)		
	2017	2018	2019
April	2,424	1,769	2,493
May	4,625	4,122	5,256
June	6,177	6,054	6,704
July	8,275	8,879	8,465
August	10,091	10,361	9,494
September	12,352	11,869	10,551
October	13,884	14,110	12,023
November	16,406	16,577	16,132
December	17,822	17,749	17,887
January	19,810	18,930	19,169
February	20,867	20,472	19,885
March	21,821	21,379	21,479
April	21,966	21,832	
May	21,992	21,945	
June	21,992	21,966	

#### QUANTITY METRICS (rolling 12 month period)

	Contract Quantity	Contract Base Number	Contract *	Local Health Board	Wales
% of all assessments that were assess and fit appliances (case starts)	1,024	1,713	59.8%	64.9%	61.4%
% of all assessments that were assess and refuse	264	1,713	15.4%	14.2%	12.3%
% of all assessments that were assess and review	425	1,713	24.8%	20.8%	26.2%
% of case starts with a reported IOTN of 3 and Aesthetic Component of 5 or below	2	1,024	0.2%	0.1%	0.1%
% of case starts with a reported IOTN of 3 and Aesthetic Component of 6 or above	56	1,024	5.5%	3.5%	2.5%
% of case starts with a reported IOTN of 4	778	1,024	76.0%	80.2%	76.6%
% of case starts with a reported IOTN of 5	174	1,024	17.0%	15.6%	17.7%
% of concluded courses in receipt of dual-arch fixed appliances	770	862	89.3%	71.5%	64.2%
% of concluded courses where treatment was abandoned or discontinued	49	862	5.7%	4.2%	6.2%
% of patients satisfied with the treatment they have received	83	87	95.4%	95.5%	95.1%

\* Figures in italics indicate that the base number is less than 100.

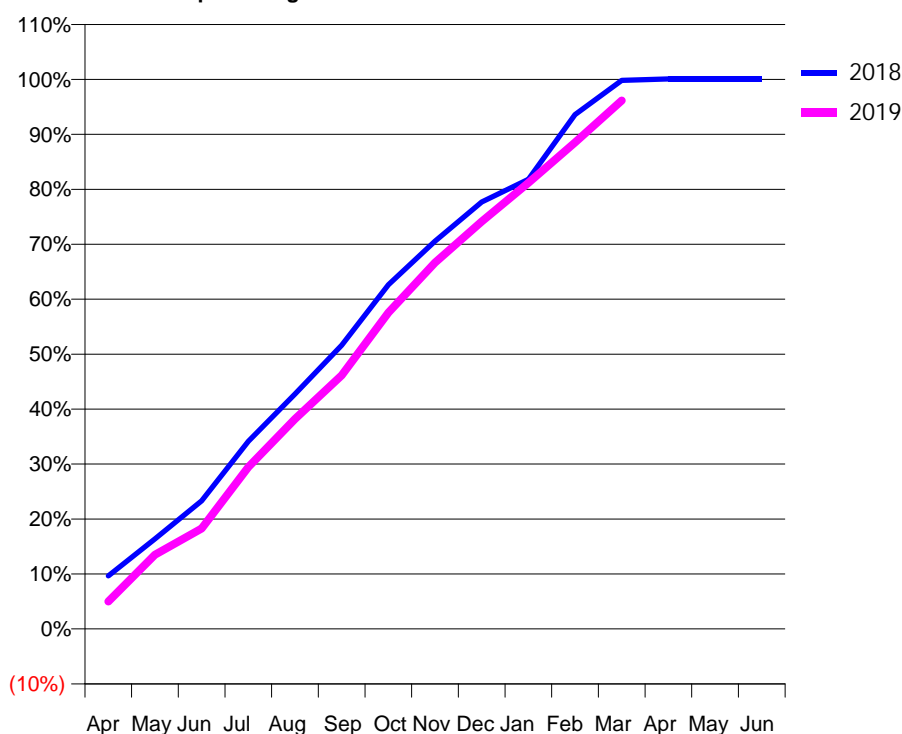
### 7A4 - Vital Signs Orthodontic At a Glance Contract Report for 176710/0004 - March 2019

Name or company name	Q Dental Care Limited	18/19 Contracted general activity (UDA)	0
Contract type name	PDS Contract	Carry forward general activity (UDA)	0
Purpose of contract	Orthodontic	18/19 Contracted orthodontic activity (UOA)	18,178
Contract start date	01/04/2011	Carry forward orthodontic activity (UOA)	-11
Contract end date	31/03/2019	Baseline contract value	£1,263,086.81

ACCESS	Contract	England and Wales
24 month ratio of assessments to patient IDs	1.03	1.08

ACTIVITY	Contract
Contract assess and fit appliances (case starts) as a percentage of Area Team case starts	27.3 %

Cumulative percentage of contracted UOA delivered 2018 & 2019



Month	Adjusted Scheduled Activity (UOA)		
	2017	2018	2019
April	2,408	1,755	909
May	4,319	2,978	2,454
June	5,767	4,235	3,323
July	7,655	6,207	5,355
August	9,322	7,771	6,944
September	10,842	9,386	8,388
October	12,505	11,384	10,464
November	14,302	12,827	12,115
December	15,674	14,121	13,476
January	16,640	14,872	14,758
February	18,285	17,012	16,091
March	18,830	18,146	17,481
April	18,907	18,189	
May	18,907	18,189	
June	18,907	18,189	

#### QUANTITY METRICS (rolling 12 month period)

	Contract Quantity	Contract Base Number	Contract *	Local Health Board	Wales
% of all assessments that were assess and fit appliances (case starts)	827	1,222	67.7%	64.9%	61.4%
% of all assessments that were assess and refuse	100	1,222	8.2%	14.2%	12.3%
% of all assessments that were assess and review	295	1,222	24.1%	20.8%	26.2%
% of case starts with a reported IOTN of 3 and Aesthetic Component of 5 or below	0	827	N/A	0.1%	0.1%
% of case starts with a reported IOTN of 3 and Aesthetic Component of 6 or above	36	827	4.4%	3.5%	2.5%
% of case starts with a reported IOTN of 4	693	827	83.8%	80.2%	76.6%
% of case starts with a reported IOTN of 5	97	827	11.7%	15.6%	17.7%
% of concluded courses in receipt of dual-arch fixed appliances	593	639	92.8%	71.5%	64.2%
% of concluded courses where treatment was abandoned or discontinued	15	639	2.3%	4.2%	6.2%
% of patients satisfied with the treatment they have received	81	88	92.0%	95.5%	95.1%

\* Figures in italics indicate that the base number is less than 100.

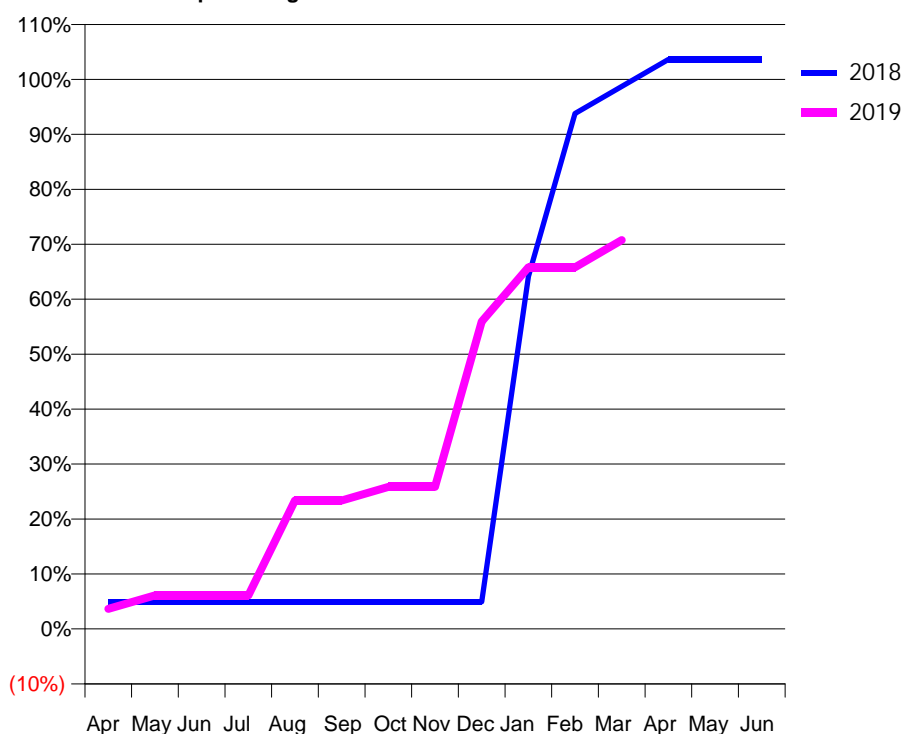
### 7A4 - Vital Signs Orthodontic At a Glance Contract Report for 190195/0017 - March 2019

Name or company name	Xeon Smiles UK Ltd	18/19 Contracted general activity (UDA)	31,000
Contract type name	GDS Contract	Carry forward general activity (UDA)	0
Purpose of contract	General and Orthodontic	18/19 Contracted orthodontic activity (UOA)	851
Contract start date	01/04/2012	Carry forward orthodontic activity (UOA)	-31
Contract end date		Baseline contract value	£830,338.39

ACCESS	Contract	England and Wales
24 month ratio of assessments to patient IDs	1.00	1.08

ACTIVITY	Contract
Contract assess and fit appliances (case starts) as a percentage of Area Team case starts	1.0 %

Cumulative percentage of contracted UOA delivered 2018 & 2019



Month	Adjusted Scheduled Activity (UOA)		
	2017	2018	2019
April	40	42	31
May	86	42	52
June	86	42	52
July	303	42	52
August	303	42	199
September	453	42	199
October	453	42	220
November	453	42	220
December	496	42	476
January	622	546	560
February	643	798	560
March	643	840	602
April	917	882	
May	917	882	
June	917	882	

#### QUANTITY METRICS (rolling 12 month period)

	Contract Quantity	Contract Base Number	Contract *	Local Health Board	Wales
% of all assessments that were assess and fit appliances (case starts)	30	30	100.0%	64.9%	61.4%
% of all assessments that were assess and refuse	0	30	0.0%	14.2%	12.3%
% of all assessments that were assess and review	0	30	0.0%	20.8%	26.2%
% of case starts with a reported IOTN of 3 and Aesthetic Component of 5 or below	0	30	N/A	0.1%	0.1%
% of case starts with a reported IOTN of 3 and Aesthetic Component of 6 or above	1	30	3.3%	3.5%	2.5%
% of case starts with a reported IOTN of 4	24	30	80.0%	80.2%	76.6%
% of case starts with a reported IOTN of 5	4	30	13.3%	15.6%	17.7%
% of concluded courses in receipt of dual-arch fixed appliances	0	13	N/A	71.5%	64.2%
% of concluded courses where treatment was abandoned or discontinued	4	13	30.8%	4.2%	6.2%
% of patients satisfied with the treatment they have received	3	3	100.0%	95.5%	95.1%

\* Figures in italics indicate that the base number is less than 100.

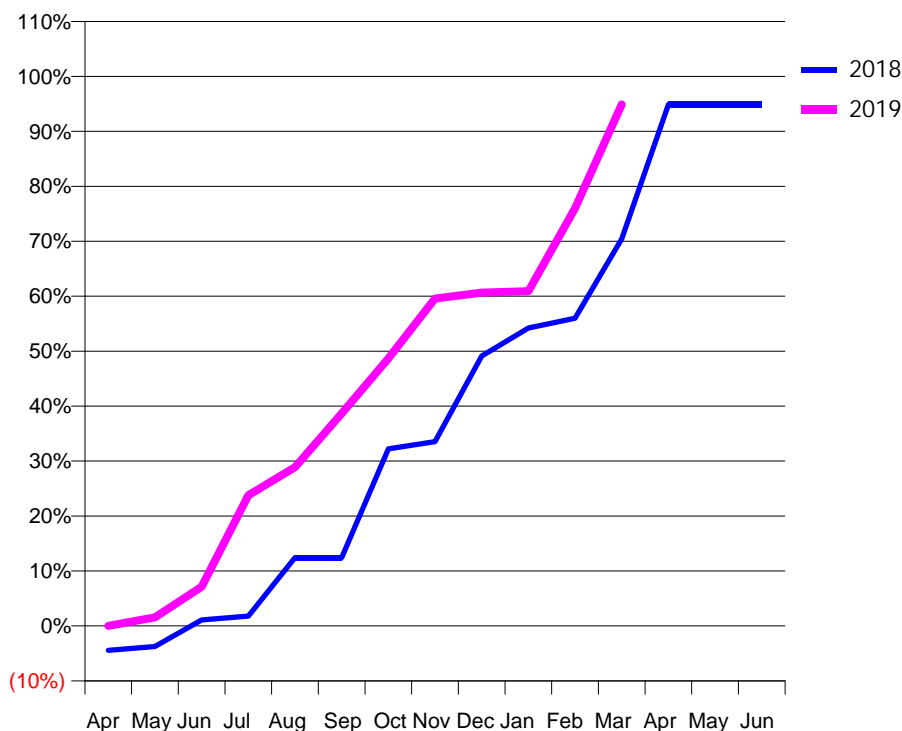
### 7A4 - Vital Signs Orthodontic At a Glance Contract Report for 190225/0001 - March 2019

Name or company name	Bay House Dental Practice Ltd	18/19 Contracted general activity (UDA)	2,544
Contract type name	GDS Contract	Carry forward general activity (UDA)	-53
Purpose of contract	General and Orthodontic	18/19 Contracted orthodontic activity (UOA)	450
Contract start date	01/04/2011	Carry forward orthodontic activity (UOA)	0
Contract end date		Baseline contract value	£106,697.26

ACCESS	Contract	England and Wales
24 month ratio of assessments to patient IDs	1.11	1.08

ACTIVITY	Contract
Contract assess and fit appliances (case starts) as a percentage of Area Team case starts	0.8 %

Cumulative percentage of contracted UOA delivered 2018 & 2019



Month	Adjusted Scheduled Activity (UOA)		
	2017	2018	2019
April	-3	-20	0
May	39	-17	7
June	62	5	32
July	83	8	107
August	83	56	130
September	189	56	174
October	189	145	219
November	189	151	268
December	212	221	273
January	336	244	274
February	340	252	342
March	364	317	427
April	428	427	
May	428	427	
June	428	427	

#### QUANTITY METRICS (rolling 12 month period)

	Contract Quantity	Contract Base Number	Contract *	Local Health Board	Wales
% of all assessments that were assess and fit appliances (case starts)	24	74	32.4%	64.9%	61.4%
% of all assessments that were assess and refuse	20	74	27.0%	14.2%	12.3%
% of all assessments that were assess and review	30	74	40.5%	20.8%	26.2%
% of case starts with a reported IOTN of 3 and Aesthetic Component of 5 or below	0	24	<i>N/A</i>	0.1%	0.1%
% of case starts with a reported IOTN of 3 and Aesthetic Component of 6 or above	5	24	20.8%	3.5%	2.5%
% of case starts with a reported IOTN of 4	14	24	58.3%	80.2%	76.6%
% of case starts with a reported IOTN of 5	5	24	20.8%	15.6%	17.7%
% of concluded courses in receipt of dual-arch fixed appliances	1	1	100.0%	71.5%	64.2%
% of concluded courses where treatment was abandoned or discontinued	0	1	0.0%	4.2%	6.2%
% of patients satisfied with the treatment they have received	3	3	100.0%	95.5%	95.1%

\* Figures in italics indicate that the base number is less than 100.

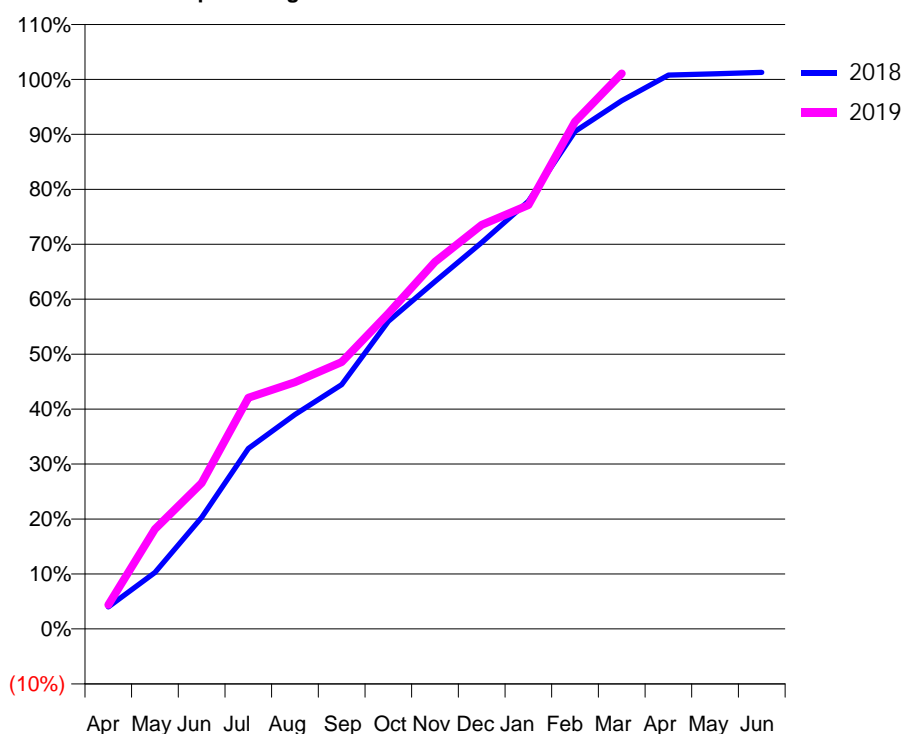
### 7A4 - Vital Signs Orthodontic At a Glance Contract Report for 190500/0001 - March 2019

Name or company name	Ffynnon Aur Limited	18/19 Contracted general activity (UDA)	0
Contract type name	PDS Contract	Carry forward general activity (UDA)	0
Purpose of contract	Orthodontic	18/19 Contracted orthodontic activity (UOA)	8,249
Contract start date	01/09/2012	Carry forward orthodontic activity (UOA)	-105
Contract end date	31/03/2019	Baseline contract value	£572,404.48

ACCESS	Contract	England and Wales
24 month ratio of assessments to patient IDs	1.02	1.08

ACTIVITY	Contract
Contract assess and fit appliances (case starts) as a percentage of Area Team case starts	13.5 %

Cumulative percentage of contracted UOA delivered 2018 & 2019



Month	Adjusted Scheduled Activity (UOA)		
	2017	2018	2019
April	295	332	362
May	940	847	1,499
June	1,477	1,672	2,189
July	2,246	2,710	3,470
August	2,594	3,218	3,703
September	3,005	3,668	4,006
October	4,074	4,619	4,735
November	4,908	5,213	5,509
December	5,795	5,801	6,065
January	6,159	6,420	6,362
February	7,269	7,468	7,614
March	7,829	7,928	8,336
April	8,383	8,312	
May	8,387	8,333	
June	8,387	8,354	

#### QUANTITY METRICS (rolling 12 month period)

	Contract Quantity	Contract Base Number	Contract *	Local Health Board	Wales
% of all assessments that were assess and fit appliances (case starts)	409	545	75.0%	64.9%	61.4%
% of all assessments that were assess and refuse	50	545	9.2%	14.2%	12.3%
% of all assessments that were assess and review	86	545	15.8%	20.8%	26.2%
% of case starts with a reported IOTN of 3 and Aesthetic Component of 5 or below	0	409	N/A	0.1%	0.1%
% of case starts with a reported IOTN of 3 and Aesthetic Component of 6 or above	0	409	N/A	3.5%	2.5%
% of case starts with a reported IOTN of 4	375	409	91.7%	80.2%	76.6%
% of case starts with a reported IOTN of 5	33	409	8.1%	15.6%	17.7%
% of concluded courses in receipt of dual-arch fixed appliances	303	313	96.8%	71.5%	64.2%
% of concluded courses where treatment was abandoned or discontinued	7	313	2.2%	4.2%	6.2%
% of patients satisfied with the treatment they have received	58	58	100.0%	95.5%	95.1%

\* Figures in italics indicate that the base number is less than 100.



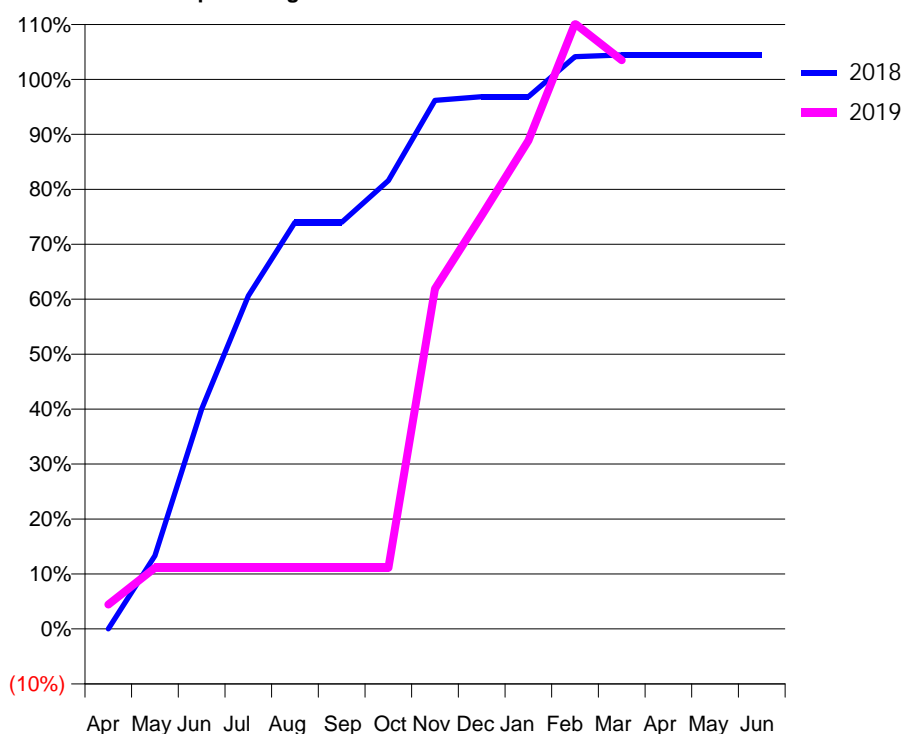
### 7A4 - Vital Signs Orthodontic At a Glance Contract Report for 840580/0001 - March 2019

Name or company name	MR OB JOYNSON	18/19 Contracted general activity (UDA)	28,724
Contract type name	GDS Contract	Carry forward general activity (UDA)	-104
Purpose of contract	General and Orthodontic	18/19 Contracted orthodontic activity (UOA)	315
Contract start date	01/04/2006	Carry forward orthodontic activity (UOA)	-14
Contract end date		Baseline contract value	£675,815.57

ACCESS	Contract	England and Wales
24 month ratio of assessments to patient IDs	1.08	1.08

ACTIVITY	Contract
Contract assess and fit appliances (case starts) as a percentage of Area Team case starts	0.5 %

Cumulative percentage of contracted UOA delivered 2018 & 2019



Month	Adjusted Scheduled Activity (UOA)		
	2017	2018	2019
April	32	0	14
May	160	42	35
June	182	126	35
July	271	191	35
August	272	233	35
September	279	233	35
October	285	257	35
November	285	303	195
December	286	305	237
January	287	305	280
February	289	328	347
March	291	329	326
April	315	329	
May	315	329	
June	315	329	

#### QUANTITY METRICS (rolling 12 month period)

	Contract Quantity	Contract Base Number	Contract *	Local Health Board	Wales
% of all assessments that were assess and fit appliances (case starts)	15	34	44.1%	64.9%	61.4%
% of all assessments that were assess and refuse	2	34	5.9%	14.2%	12.3%
% of all assessments that were assess and review	17	34	50.0%	20.8%	26.2%
% of case starts with a reported IOTN of 3 and Aesthetic Component of 5 or below	0	15	N/A	0.1%	0.1%
% of case starts with a reported IOTN of 3 and Aesthetic Component of 6 or above	0	15	N/A	3.5%	2.5%
% of case starts with a reported IOTN of 4	13	15	86.7%	80.2%	76.6%
% of case starts with a reported IOTN of 5	2	15	13.3%	15.6%	17.7%
% of concluded courses in receipt of dual-arch fixed appliances	8	9	88.9%	71.5%	64.2%
% of concluded courses where treatment was abandoned or discontinued	1	9	11.1%	4.2%	6.2%
% of patients satisfied with the treatment they have received	3	3	100.0%	95.5%	95.1%

\* Figures in italics indicate that the base number is less than 100.

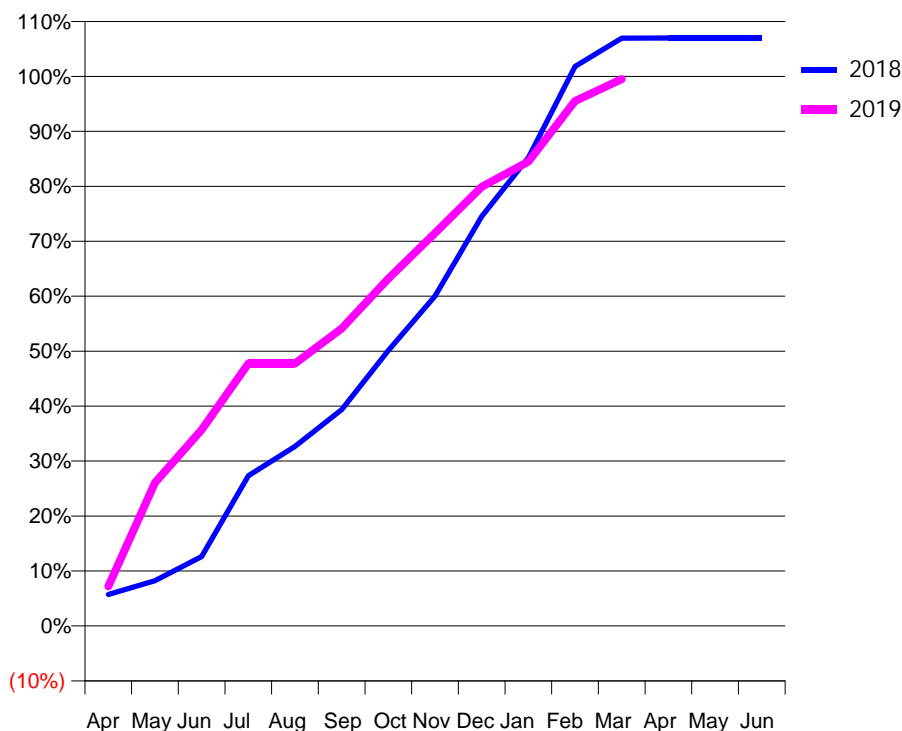
### 7A4 - Vital Signs Orthodontic At a Glance Contract Report for 927791/0001 - March 2019

Name or company name	MRS JL ROY	18/19 Contracted general activity (UDA)	0
Contract type name	PDS Contract	Carry forward general activity (UDA)	0
Purpose of contract	Orthodontic	18/19 Contracted orthodontic activity (UOA)	3,310
Contract start date	01/04/2006	Carry forward orthodontic activity (UOA)	-166
Contract end date	31/03/2019	Baseline contract value	£229,707.42

ACCESS	Contract	England and Wales
24 month ratio of assessments to patient IDs	1.05	1.08

ACTIVITY	Contract
Contract assess and fit appliances (case starts) as a percentage of Area Team case starts	4.9 %

Cumulative percentage of contracted UOA delivered 2018 & 2019



Month	Adjusted Scheduled Activity (UOA)		
	2017	2018	2019
April	275	189	239
May	360	273	862
June	470	418	1,181
July	586	905	1,580
August	744	1,081	1,580
September	1,194	1,302	1,792
October	1,607	1,659	2,092
November	1,872	1,986	2,366
December	2,269	2,466	2,645
January	2,572	2,821	2,797
February	3,086	3,369	3,161
March	3,468	3,540	3,294
April	3,533	3,541	
May	3,533	3,541	
June	3,533	3,541	

#### QUANTITY METRICS (rolling 12 month period)

	Contract Quantity	Contract Base Number	Contract *	Local Health Board	Wales
% of all assessments that were assess and fit appliances (case starts)	149	200	74.5%	64.9%	61.4%
% of all assessments that were assess and refuse	27	200	13.5%	14.2%	12.3%
% of all assessments that were assess and review	24	200	12.0%	20.8%	26.2%
% of case starts with a reported IOTN of 3 and Aesthetic Component of 5 or below	0	149	N/A	0.1%	0.1%
% of case starts with a reported IOTN of 3 and Aesthetic Component of 6 or above	0	149	N/A	3.5%	2.5%
% of case starts with a reported IOTN of 4	117	149	78.5%	80.2%	76.6%
% of case starts with a reported IOTN of 5	32	149	21.5%	15.6%	17.7%
% of concluded courses in receipt of dual-arch fixed appliances	0	168	N/A	71.5%	64.2%
% of concluded courses where treatment was abandoned or discontinued	8	168	4.8%	4.2%	6.2%
% of patients satisfied with the treatment they have received	28	29	96.6%	95.5%	95.1%

\* Figures in italics indicate that the base number is less than 100.

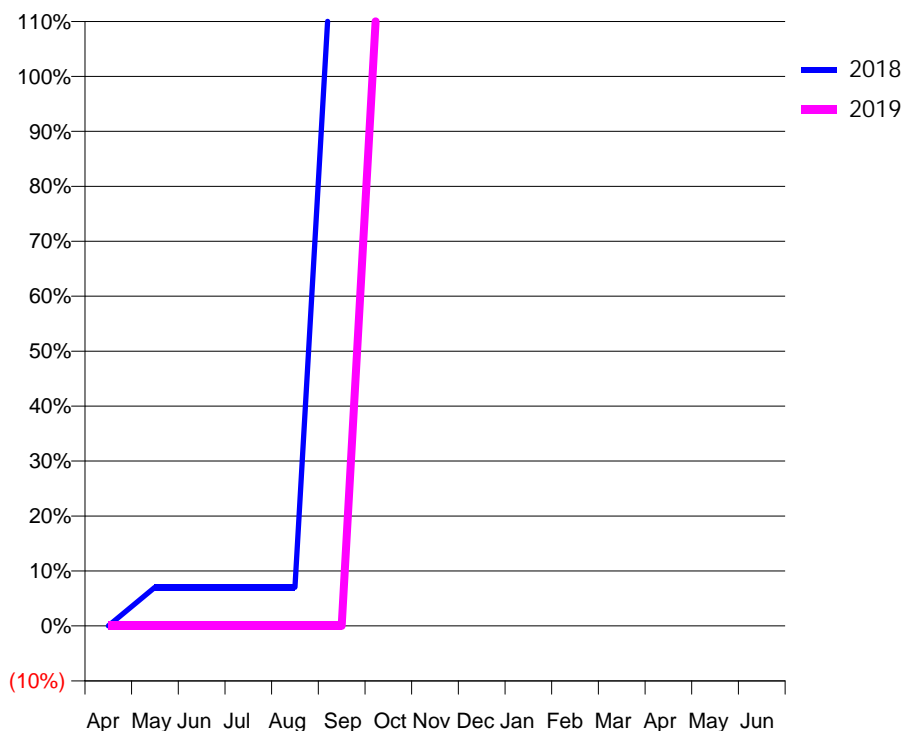
### 7A5 - Vital Signs Orthodontic At a Glance Contract Report for 102660/0001 - March 2019

Name or company name	Brilliant Dental Care	18/19 Contracted general activity (UDA)	4,200
Contract type name	GDS Contract	Carry forward general activity (UDA)	0
Purpose of contract	General and Orthodontic	18/19 Contracted orthodontic activity (UOA)	57
Contract start date	01/06/2014	Carry forward orthodontic activity (UOA)	0
Contract end date		Baseline contract value	£108,068.75

ACCESS	Contract	England and Wales
24 month ratio of assessments to patient IDs	1.05	1.08

ACTIVITY	Contract
Contract assess and fit appliances (case starts) as a percentage of Area Team case starts	17.5 %

Cumulative percentage of contracted UOA delivered 2018 & 2019



Month	Adjusted Scheduled Activity (UOA)		
	2017	2018	2019
April	3	0	0
May	3	4	0
June	3	4	0
July	3	4	0
August	3	4	0
September	3	88	0
October	3	88	86
November	3	151	128
December	3	256	128
January	3	256	191
February	3	256	191
March	67	277	275
April	263	277	
May	267	277	
June	267	277	

#### QUANTITY METRICS (rolling 12 month period)

	Contract Quantity	Contract Base Number	Contract *	Local Health Board	Wales
% of all assessments that were assess and fit appliances (case starts)	14	14	100.0%	92.0%	61.4%
% of all assessments that were assess and refuse	0	14	0.0%	3.4%	12.3%
% of all assessments that were assess and review	0	14	0.0%	4.6%	26.2%
% of case starts with a reported IOTN of 3 and Aesthetic Component of 5 or below	0	14	N/A	0.0%	0.1%
% of case starts with a reported IOTN of 3 and Aesthetic Component of 6 or above	0	14	N/A	0.0%	2.5%
% of case starts with a reported IOTN of 4	13	14	92.9%	96.3%	76.6%
% of case starts with a reported IOTN of 5	1	14	7.1%	3.8%	17.7%
% of concluded courses in receipt of dual-arch fixed appliances	2	4	50.0%	83.9%	64.2%
% of concluded courses where treatment was abandoned or discontinued	1	4	25.0%	6.5%	6.2%
% of patients satisfied with the treatment they have received	2	2	100.0%	100.0%	95.1%

\* Figures in italics indicate that the base number is less than 100.

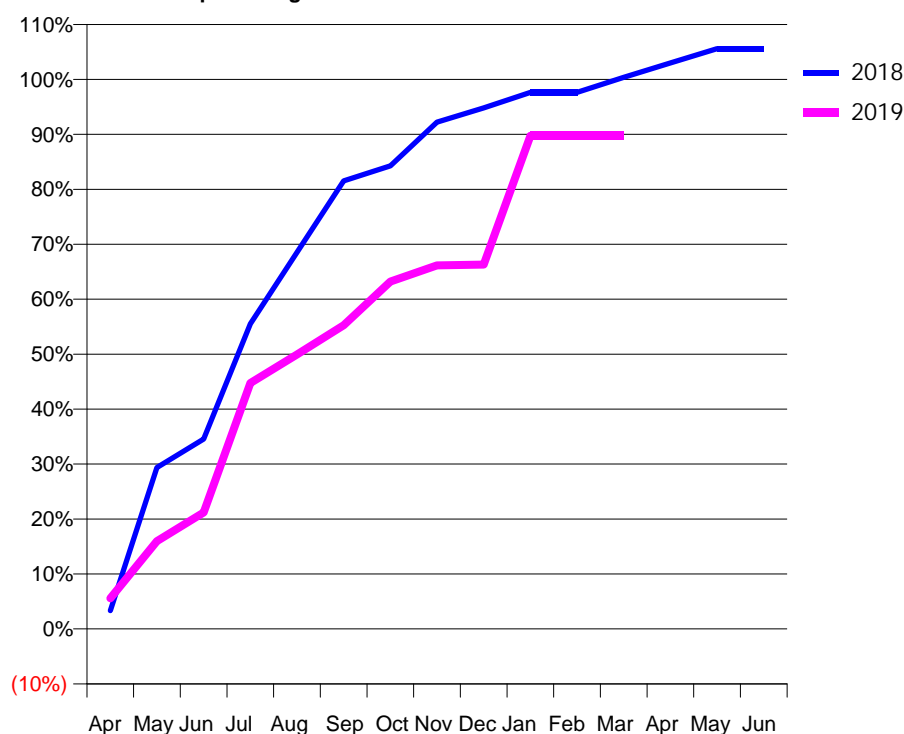
### 7A5 - Vital Signs Orthodontic At a Glance Contract Report for 171727/0001 - March 2019

Name or company name	Northrose Ltd	18/19 Contracted general activity (UDA)	0
Contract type name	PDS Contract	Carry forward general activity (UDA)	0
Purpose of contract	Orthodontic	18/19 Contracted orthodontic activity (UOA)	807
Contract start date	01/04/2014	Carry forward orthodontic activity (UOA)	-45
Contract end date	31/03/2022	Baseline contract value	£54,714.79

ACCESS	Contract	England and Wales
24 month ratio of assessments to patient IDs	1.04	1.08

ACTIVITY	Contract
Contract assess and fit appliances (case starts) as a percentage of Area Team case starts	42.5 %

Cumulative percentage of contracted UOA delivered 2018 & 2019



Month	Adjusted Scheduled Activity (UOA)		
	2017	2018	2019
April	18	27	45
May	18	237	129
June	82	279	171
July	124	448	361
August	211	553	403
September	338	658	446
October	380	680	510
November	422	744	534
December	576	765	535
January	645	788	724
February	687	788	724
March	792	810	724
April	792	831	
May	813	852	
June	834	852	

#### QUANTITY METRICS (rolling 12 month period)

	Contract Quantity	Contract Base Number	Contract *	Local Health Board	Wales
% of all assessments that were assess and fit appliances (case starts)	34	41	82.9%	92.0%	61.4%
% of all assessments that were assess and refuse	3	41	7.3%	3.4%	12.3%
% of all assessments that were assess and review	4	41	9.8%	4.6%	26.2%
% of case starts with a reported IOTN of 3 and Aesthetic Component of 5 or below	0	34	<i>N/A</i>	0.0%	0.1%
% of case starts with a reported IOTN of 3 and Aesthetic Component of 6 or above	0	34	<i>N/A</i>	0.0%	2.5%
% of case starts with a reported IOTN of 4	32	34	94.1%	96.3%	76.6%
% of case starts with a reported IOTN of 5	2	34	5.9%	3.8%	17.7%
% of concluded courses in receipt of dual-arch fixed appliances	27	34	79.4%	83.9%	64.2%
% of concluded courses where treatment was abandoned or discontinued	2	34	5.9%	6.5%	6.2%
% of patients satisfied with the treatment they have received	6	6	100.0%	100.0%	95.1%

\* Figures in italics indicate that the base number is less than 100.

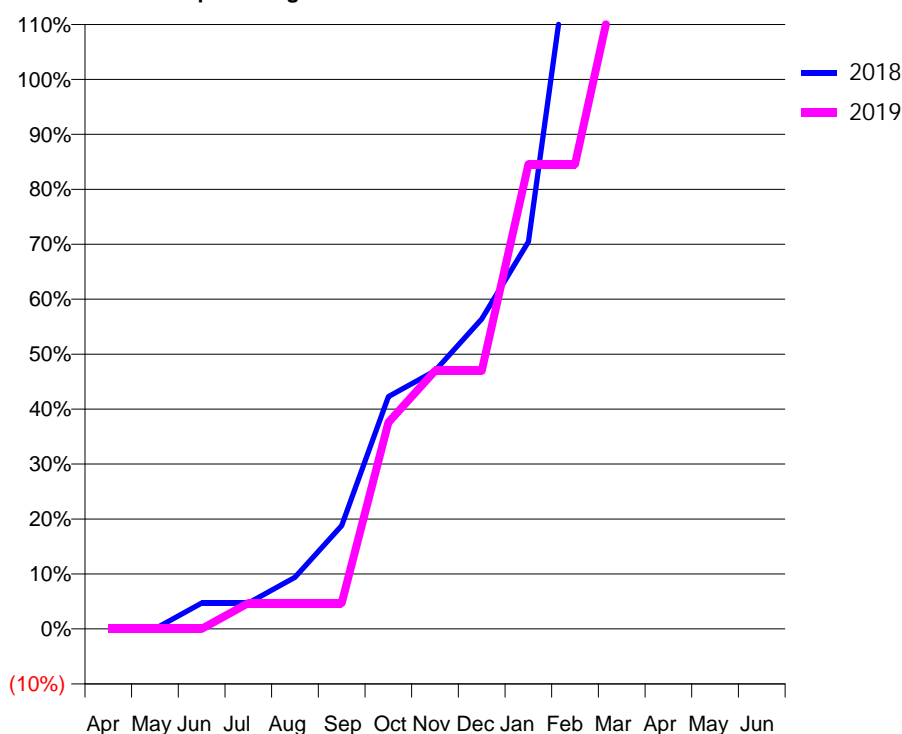
### 7A5 - Vital Signs Orthodontic At a Glance Contract Report for 324035/0001 - March 2019

Name or company name	PS John & C John	18/19 Contracted general activity (UDA)	15,844
Contract type name	GDS Contract	Carry forward general activity (UDA)	172
Purpose of contract	General and Orthodontic	18/19 Contracted orthodontic activity (UOA)	447
Contract start date	01/04/2006	Carry forward orthodontic activity (UOA)	0
Contract end date		Baseline contract value	£393,357.35

ACCESS	Contract	England and Wales
24 month ratio of assessments to patient IDs	1.00	1.08

ACTIVITY	Contract
Contract assess and fit appliances (case starts) as a percentage of Area Team case starts	40.0 %

Cumulative percentage of contracted UOA delivered 2018 & 2019



Month	Adjusted Scheduled Activity (UOA)		
	2017	2018	2019
April	0	0	0
May	0	0	0
June	42	21	0
July	84	21	21
August	168	42	21
September	189	84	21
October	231	189	168
November	319	210	210
December	340	252	210
January	424	315	378
February	487	588	378
March	676	651	550
April	676	714	
May	718	735	
June	718	756	

#### QUANTITY METRICS (rolling 12 month period)

	Contract Quantity	Contract Base Number	Contract *	Local Health Board	Wales
% of all assessments that were assess and fit appliances (case starts)	32	32	100.0%	92.0%	61.4%
% of all assessments that were assess and refuse	0	32	0.0%	3.4%	12.3%
% of all assessments that were assess and review	0	32	0.0%	4.6%	26.2%
% of case starts with a reported IOTN of 3 and Aesthetic Component of 5 or below	0	32	N/A	0.0%	0.1%
% of case starts with a reported IOTN of 3 and Aesthetic Component of 6 or above	0	32	N/A	0.0%	2.5%
% of case starts with a reported IOTN of 4	32	32	100.0%	96.3%	76.6%
% of case starts with a reported IOTN of 5	0	32	N/A	3.8%	17.7%
% of concluded courses in receipt of dual-arch fixed appliances	23	24	95.8%	83.9%	64.2%
% of concluded courses where treatment was abandoned or discontinued	1	24	4.2%	6.5%	6.2%
% of patients satisfied with the treatment they have received	3	3	100.0%	100.0%	95.1%

\* Figures in italics indicate that the base number is less than 100.

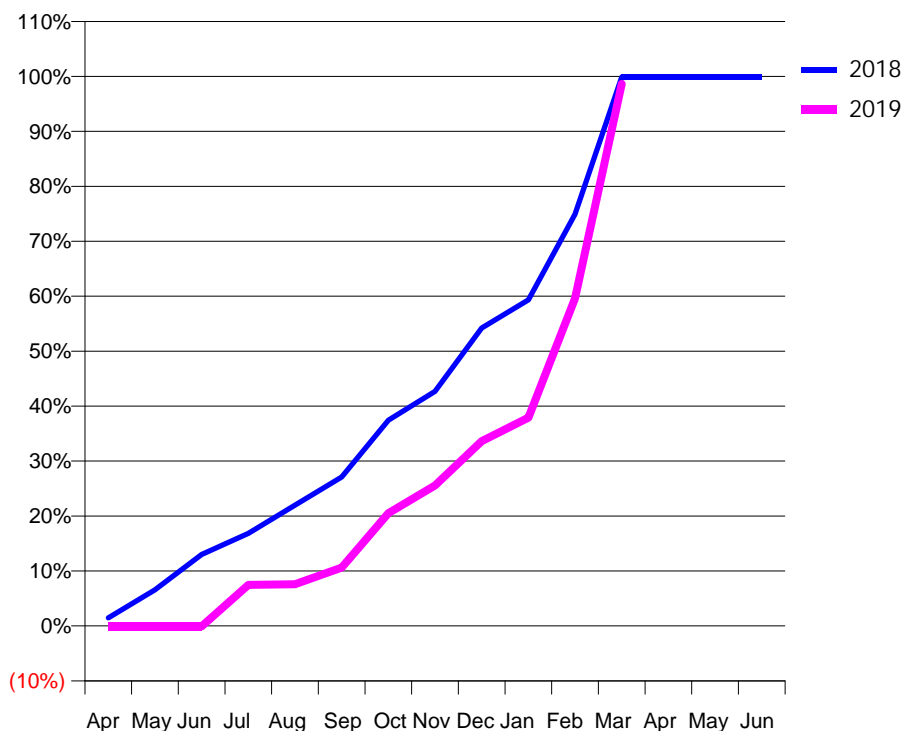
### 7A6 - Vital Signs Orthodontic At a Glance Contract Report for 159697/0001 - March 2019

Name or company name	Smart Smiles Partnership	18/19 Contracted general activity (UDA)	0
Contract type name	PDS Contract	Carry forward general activity (UDA)	0
Purpose of contract	General and Orthodontic	18/19 Contracted orthodontic activity (UOA)	2,120
Contract start date	01/01/2011	Carry forward orthodontic activity (UOA)	2
Contract end date	31/03/2019	Baseline contract value	£146,540.20

ACCESS	Contract	England and Wales
24 month ratio of assessments to patient IDs	1.03	1.08

ACTIVITY	Contract
Contract assess and fit appliances (case starts) as a percentage of Area Team case starts	7.0 %

Cumulative percentage of contracted UOA delivered 2018 & 2019



Month	Adjusted Scheduled Activity (UOA)		
	2017	2018	2019
April	86	24	-2
May	297	108	-2
June	402	214	-2
July	633	277	158
August	738	361	161
September	866	445	225
October	929	615	435
November	992	701	542
December	1,014	891	713
January	1,077	975	804
February	1,140	1,231	1,264
March	1,435	1,641	2,091
April	1,456	1,641	
May	1,456	1,641	
June	1,456	1,641	

#### QUANTITY METRICS (rolling 12 month period)

	Contract Quantity	Contract Base Number	Contract *	Local Health Board	Wales
% of all assessments that were assess and fit appliances (case starts)	100	169	59.2%	61.6%	61.4%
% of all assessments that were assess and refuse	50	169	29.6%	12.8%	12.3%
% of all assessments that were assess and review	19	169	11.2%	25.6%	26.2%
% of case starts with a reported IOTN of 3 and Aesthetic Component of 5 or below	0	100	N/A	0.1%	0.1%
% of case starts with a reported IOTN of 3 and Aesthetic Component of 6 or above	5	100	5.0%	3.6%	2.5%
% of case starts with a reported IOTN of 4	69	100	69.0%	74.4%	76.6%
% of case starts with a reported IOTN of 5	26	100	26.0%	19.2%	17.7%
% of concluded courses in receipt of dual-arch fixed appliances	43	76	56.6%	38.6%	64.2%
% of concluded courses where treatment was abandoned or discontinued	20	76	26.3%	10.2%	6.2%
% of patients satisfied with the treatment they have received	12	13	92.3%	97.2%	95.1%

\* Figures in italics indicate that the base number is less than 100.

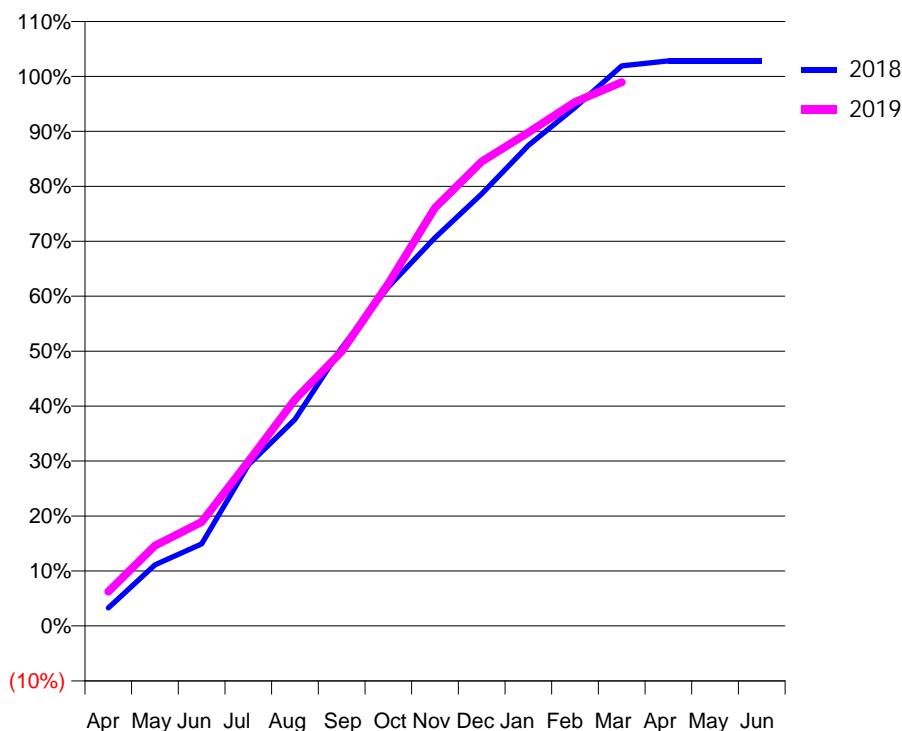
### 7A6 - Vital Signs Orthodontic At a Glance Contract Report for 162280/0005 - March 2019

Name or company name	Newport Orthodontics Ltd	18/19 Contracted general activity (UDA)	0
Contract type name	PDS Contract	Carry forward general activity (UDA)	0
Purpose of contract	Orthodontic	18/19 Contracted orthodontic activity (UOA)	13,041
Contract start date	01/06/2012	Carry forward orthodontic activity (UOA)	-379
Contract end date	31/03/2019	Baseline contract value	£909,824.80

ACCESS	Contract	England and Wales
24 month ratio of assessments to patient IDs	1.03	1.08

ACTIVITY	Contract
Contract assess and fit appliances (case starts) as a percentage of Area Team case starts	41.6 %

Cumulative percentage of contracted UOA delivered 2018 & 2019



Month	Adjusted Scheduled Activity (UOA)		
	2017	2018	2019
April	462	443	815
May	902	1,502	1,906
June	1,583	2,018	2,468
July	1,583	3,961	3,903
August	4,318	5,075	5,371
September	5,362	6,834	6,512
October	6,045	8,332	8,127
November	6,681	9,538	9,924
December	7,745	10,616	11,021
January	7,811	11,808	11,710
February	7,812	12,740	12,432
March	7,875	13,760	12,904
April	8,064	13,882	
May	8,064	13,882	
June	8,064	13,882	

#### QUANTITY METRICS (rolling 12 month period)

	Contract Quantity	Contract Base Number	Contract *	Local Health Board	Wales
% of all assessments that were assess and fit appliances (case starts)	593	807	73.5%	61.6%	61.4%
% of all assessments that were assess and refuse	111	807	13.8%	12.8%	12.3%
% of all assessments that were assess and review	103	807	12.8%	25.6%	26.2%
% of case starts with a reported IOTN of 3 and Aesthetic Component of 5 or below	0	593	N/A	0.1%	0.1%
% of case starts with a reported IOTN of 3 and Aesthetic Component of 6 or above	18	593	3.0%	3.6%	2.5%
% of case starts with a reported IOTN of 4	443	593	74.7%	74.4%	76.6%
% of case starts with a reported IOTN of 5	111	593	18.7%	19.2%	17.7%
% of concluded courses in receipt of dual-arch fixed appliances	27	360	7.5%	38.6%	64.2%
% of concluded courses where treatment was abandoned or discontinued	34	360	9.4%	10.2%	6.2%
% of patients satisfied with the treatment they have received	42	42	100.0%	97.2%	95.1%

\* Figures in italics indicate that the base number is less than 100.

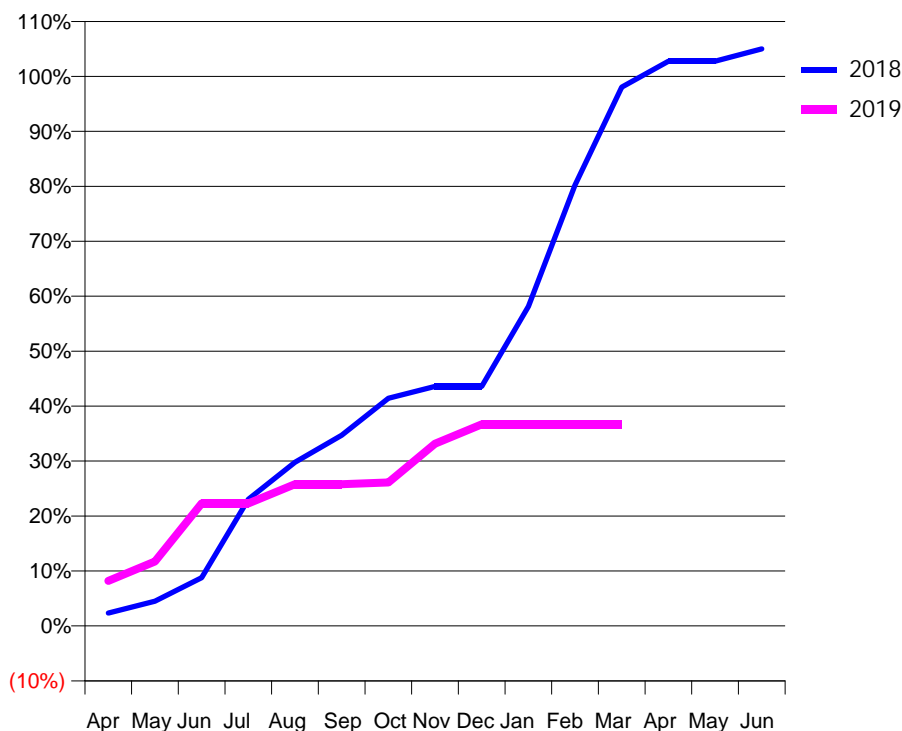
### 7A6 - Vital Signs Orthodontic At a Glance Contract Report for 183350/0002 - March 2019

Name or company name	Crosskeys Dental Practice Limited	18/19 Contracted general activity (UDA)	0
Contract type name	PDS Contract	Carry forward general activity (UDA)	0
Purpose of contract	Orthodontic	18/19 Contracted orthodontic activity (UOA)	597
Contract start date	01/06/2013	Carry forward orthodontic activity (UOA)	-49
Contract end date	30/11/2018	Baseline contract value	£41,430.82

ACCESS	Contract	England and Wales
24 month ratio of assessments to patient IDs	1.01	1.08

ACTIVITY	Contract
Contract assess and fit appliances (case starts) as a percentage of Area Team case starts	0.8 %

Cumulative percentage of contracted UOA delivered 2018 & 2019



Month	Adjusted Scheduled Activity (UOA)		
	2017	2018	2019
April	45	23	49
May	73	44	70
June	125	86	133
July	147	226	133
August	252	292	154
September	337	340	154
October	358	406	156
November	508	427	198
December	639	427	219
January	726	570	219
February	852	786	219
March	897	961	219
April	919	1,007	
May	919	1,007	
June	919	1,029	

#### QUANTITY METRICS (rolling 12 month period)

	Contract Quantity	Contract Base Number	Contract *	Local Health Board	Wales
% of all assessments that were assess and fit appliances (case starts)	11	18	61.1%	61.6%	61.4%
% of all assessments that were assess and refuse	3	18	16.7%	12.8%	12.3%
% of all assessments that were assess and review	4	18	22.2%	25.6%	26.2%
% of case starts with a reported IOTN of 3 and Aesthetic Component of 5 or below	0	11	N/A	0.1%	0.1%
% of case starts with a reported IOTN of 3 and Aesthetic Component of 6 or above	0	11	N/A	3.6%	2.5%
% of case starts with a reported IOTN of 4	8	11	72.7%	74.4%	76.6%
% of case starts with a reported IOTN of 5	3	11	27.3%	19.2%	17.7%
% of concluded courses in receipt of dual-arch fixed appliances	24	27	88.9%	38.6%	64.2%
% of concluded courses where treatment was abandoned or discontinued	3	27	11.1%	10.2%	6.2%
% of patients satisfied with the treatment they have received	1	1	100.0%	97.2%	95.1%

\* Figures in italics indicate that the base number is less than 100.



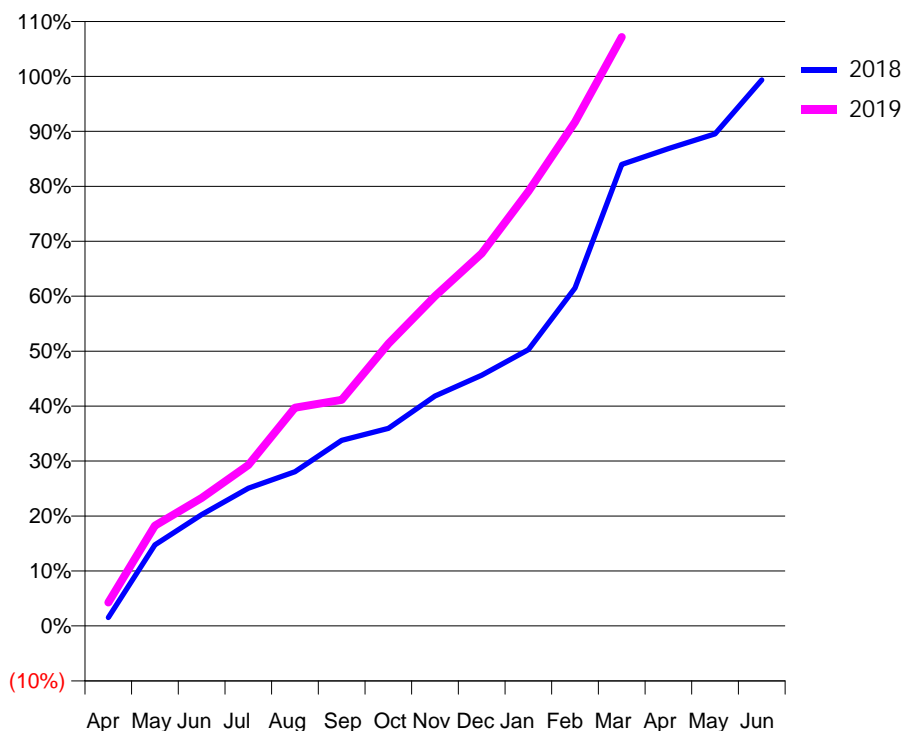
### 7A6 - Vital Signs Orthodontic At a Glance Contract Report for 183954/0001 - March 2019

Name or company name	Chepstow Orthodontics Limited	18/19 Contracted general activity (UDA)	0
Contract type name	PDS Contract	Carry forward general activity (UDA)	0
Purpose of contract	Orthodontic	18/19 Contracted orthodontic activity (UOA)	1,735
Contract start date	01/10/2009	Carry forward orthodontic activity (UOA)	15
Contract end date	31/03/2019	Baseline contract value	£121,222.61

ACCESS	Contract	England and Wales
24 month ratio of assessments to patient IDs	1.28	1.08

ACTIVITY	Contract
Contract assess and fit appliances (case starts) as a percentage of Area Team case starts	7.2 %

Cumulative percentage of contracted UOA delivered 2018 & 2019



Month	Adjusted Scheduled Activity (UOA)		
	2017	2018	2019
April	99	36	74
May	167	347	317
June	213	476	404
July	306	589	508
August	333	660	689
September	358	794	714
October	509	845	891
November	688	984	1,041
December	923	1,072	1,176
January	993	1,182	1,372
February	1,354	1,446	1,591
March	1,527	1,974	1,859
April	1,529	2,042	
May	1,571	2,105	
June	1,571	2,336	

#### QUANTITY METRICS (rolling 12 month period)

	Contract Quantity	Contract Base Number	Contract *	Local Health Board	Wales
% of all assessments that were assess and fit appliances (case starts)	103	212	48.6%	61.6%	61.4%
% of all assessments that were assess and refuse	13	212	6.1%	12.8%	12.3%
% of all assessments that were assess and review	96	212	45.3%	25.6%	26.2%
% of case starts with a reported IOTN of 3 and Aesthetic Component of 5 or below	0	103	N/A	0.1%	0.1%
% of case starts with a reported IOTN of 3 and Aesthetic Component of 6 or above	6	103	5.8%	3.6%	2.5%
% of case starts with a reported IOTN of 4	80	103	77.7%	74.4%	76.6%
% of case starts with a reported IOTN of 5	17	103	16.5%	19.2%	17.7%
% of concluded courses in receipt of dual-arch fixed appliances	86	102	84.3%	38.6%	64.2%
% of concluded courses where treatment was abandoned or discontinued	7	102	6.9%	10.2%	6.2%
% of patients satisfied with the treatment they have received	15	15	100.0%	97.2%	95.1%

\* Figures in italics indicate that the base number is less than 100.

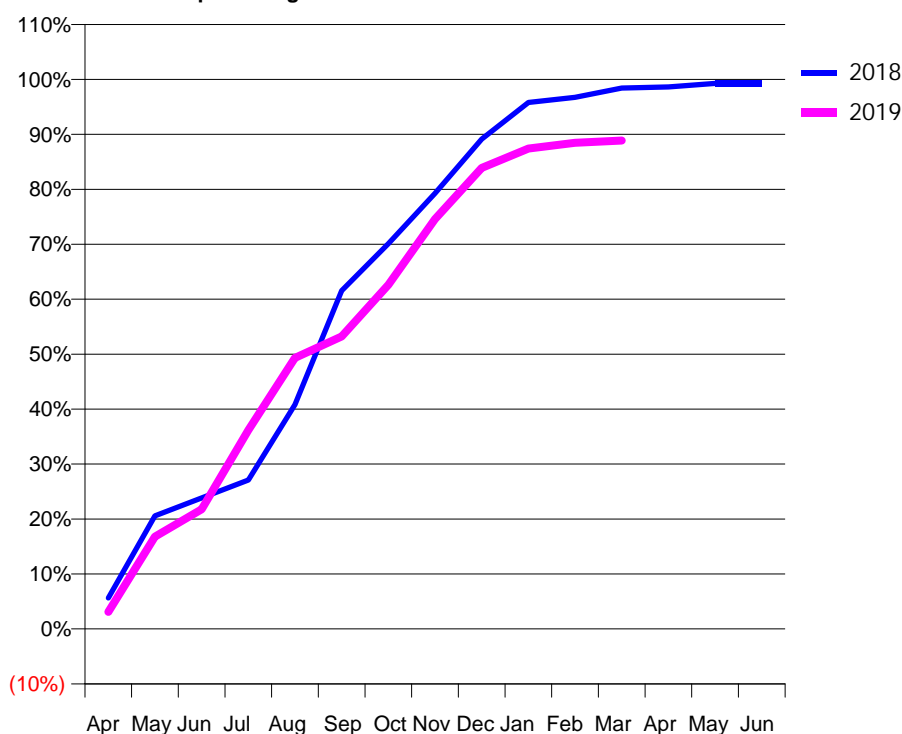
### 7A6 - Vital Signs Orthodontic At a Glance Contract Report for 183954/0002 - March 2019

Name or company name	Chepstow Orthodontics Limited	18/19 Contracted general activity (UDA)	0
Contract type name	PDS Contract	Carry forward general activity (UDA)	0
Purpose of contract	Orthodontic	18/19 Contracted orthodontic activity (UOA)	3,425
Contract start date	01/10/2009	Carry forward orthodontic activity (UOA)	24
Contract end date	31/03/2019	Baseline contract value	£237,715.45

ACCESS	Contract	England and Wales
24 month ratio of assessments to patient IDs	1.06	1.08

ACTIVITY	Contract
Contract assess and fit appliances (case starts) as a percentage of Area Team case starts	10.3 %

Cumulative percentage of contracted UOA delivered 2018 & 2019



Month	Adjusted Scheduled Activity (UOA)		
	2017	2018	2019
April	-47	185	107
May	-15	675	575
June	245	782	746
July	386	889	1,240
August	550	1,339	1,689
September	923	2,019	1,823
October	1,569	2,300	2,145
November	1,908	2,599	2,554
December	2,126	2,923	2,873
January	2,471	3,142	2,993
February	2,959	3,172	3,030
March	3,623	3,228	3,043
April	3,751	3,234	
May	3,926	3,256	
June	3,926	3,256	

#### QUANTITY METRICS (rolling 12 month period)

	Contract Quantity	Contract Base Number	Contract *	Local Health Board	Wales
% of all assessments that were assess and fit appliances (case starts)	147	286	51.4%	61.6%	61.4%
% of all assessments that were assess and refuse	31	286	10.8%	12.8%	12.3%
% of all assessments that were assess and review	108	286	37.8%	25.6%	26.2%
% of case starts with a reported IOTN of 3 and Aesthetic Component of 5 or below	0	147	N/A	0.1%	0.1%
% of case starts with a reported IOTN of 3 and Aesthetic Component of 6 or above	8	147	5.4%	3.6%	2.5%
% of case starts with a reported IOTN of 4	104	147	70.7%	74.4%	76.6%
% of case starts with a reported IOTN of 5	34	147	23.1%	19.2%	17.7%
% of concluded courses in receipt of dual-arch fixed appliances	132	163	81.0%	38.6%	64.2%
% of concluded courses where treatment was abandoned or discontinued	24	163	14.7%	10.2%	6.2%
% of patients satisfied with the treatment they have received	21	22	95.5%	97.2%	95.1%

\* Figures in italics indicate that the base number is less than 100.

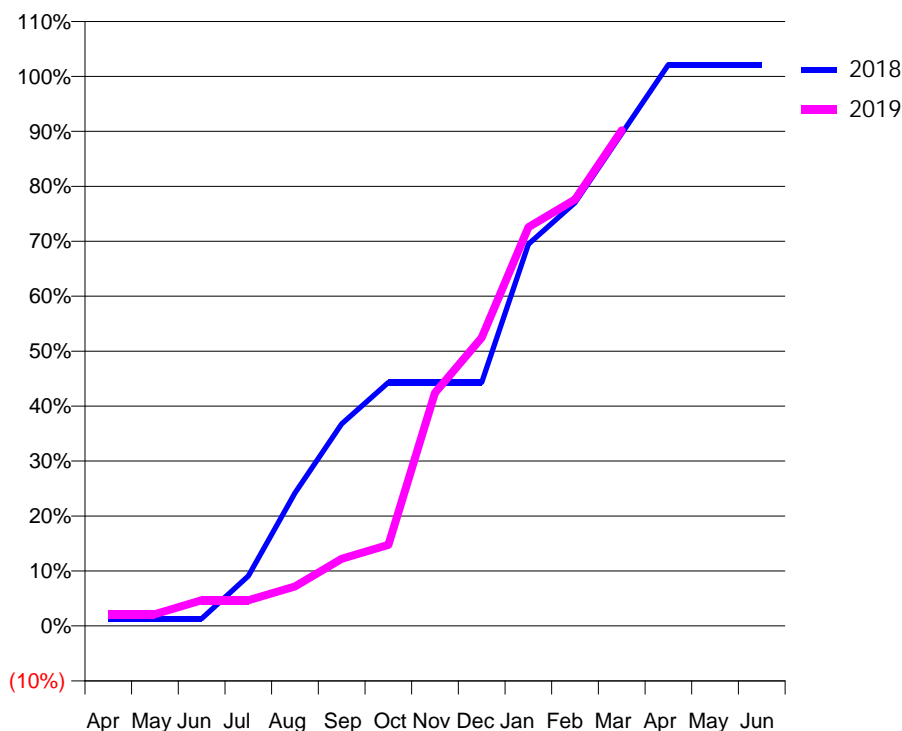
### 7A6 - Vital Signs Orthodontic At a Glance Contract Report for 190195/0013 - March 2019

Name or company name	Xeon Smiles UK Ltd	18/19 Contracted general activity (UDA)	0
Contract type name	PDS Contract	Carry forward general activity (UDA)	0
Purpose of contract	Orthodontic	18/19 Contracted orthodontic activity (UOA)	835
Contract start date	01/04/2012	Carry forward orthodontic activity (UOA)	-18
Contract end date	31/03/2019	Baseline contract value	£57,917.63

ACCESS	Contract	England and Wales
24 month ratio of assessments to patient IDs	1.01	1.08

ACTIVITY	Contract
Contract assess and fit appliances (case starts) as a percentage of Area Team case starts	2.9 %

Cumulative percentage of contracted UOA delivered 2018 & 2019



Month	Adjusted Scheduled Activity (UOA)		
	2017	2018	2019
April	7	11	18
May	73	11	18
June	98	11	39
July	98	76	39
August	98	202	60
September	98	307	102
October	195	370	123
November	195	370	354
December	384	370	438
January	405	580	606
February	405	643	648
March	657	748	753
April	846	853	
May	846	853	
June	846	853	

#### QUANTITY METRICS (rolling 12 month period)

	Contract Quantity	Contract Base Number	Contract *	Local Health Board	Wales
% of all assessments that were assess and fit appliances (case starts)	41	41	100.0%	61.6%	61.4%
% of all assessments that were assess and refuse	0	41	0.0%	12.8%	12.3%
% of all assessments that were assess and review	0	41	0.0%	25.6%	26.2%
% of case starts with a reported IOTN of 3 and Aesthetic Component of 5 or below	0	41	N/A	0.1%	0.1%
% of case starts with a reported IOTN of 3 and Aesthetic Component of 6 or above	0	41	N/A	3.6%	2.5%
% of case starts with a reported IOTN of 4	35	41	85.4%	74.4%	76.6%
% of case starts with a reported IOTN of 5	3	41	7.3%	19.2%	17.7%
% of concluded courses in receipt of dual-arch fixed appliances	1	7	14.3%	38.6%	64.2%
% of concluded courses where treatment was abandoned or discontinued	2	7	28.6%	10.2%	6.2%
% of patients satisfied with the treatment they have received	6	6	100.0%	97.2%	95.1%

\* Figures in italics indicate that the base number is less than 100.

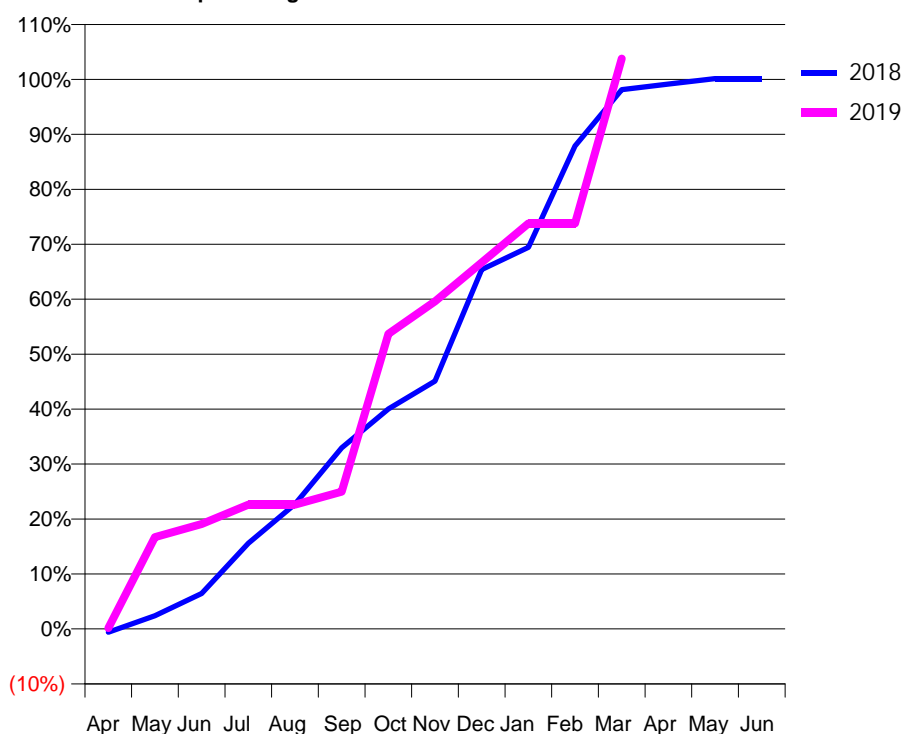
### 7A6 - Vital Signs Orthodontic At a Glance Contract Report for 190195/0018 - March 2019

Name or company name	Xeon Smiles UK Ltd	18/19 Contracted general activity (UDA)	0
Contract type name	PDS Contract	Carry forward general activity (UDA)	0
Purpose of contract	Orthodontic	18/19 Contracted orthodontic activity (UOA)	1,777
Contract start date	01/04/2012	Carry forward orthodontic activity (UOA)	-3
Contract end date	31/03/2019	Baseline contract value	£124,284.31

ACCESS	Contract	England and Wales
24 month ratio of assessments to patient IDs	1.02	1.08

ACTIVITY	Contract
Contract assess and fit appliances (case starts) as a percentage of Area Team case starts	6.7 %

Cumulative percentage of contracted UOA delivered 2018 & 2019



Month	Adjusted Scheduled Activity (UOA)		
	2017	2018	2019
April	-13	-13	3
May	-13	50	297
June	169	134	339
July	301	323	402
August	559	470	402
September	605	682	444
October	605	829	954
November	626	934	1,059
December	733	1,354	1,185
January	1,027	1,438	1,311
February	1,323	1,820	1,311
March	1,722	2,032	1,844
April	1,743	2,053	
May	1,743	2,074	
June	1,743	2,074	

#### QUANTITY METRICS (rolling 12 month period)

	Contract Quantity	Contract Base Number	Contract *	Local Health Board	Wales
% of all assessments that were assess and fit appliances (case starts)	95	95	100.0%	61.6%	61.4%
% of all assessments that were assess and refuse	0	95	0.0%	12.8%	12.3%
% of all assessments that were assess and review	0	95	0.0%	25.6%	26.2%
% of case starts with a reported IOTN of 3 and Aesthetic Component of 5 or below	0	95	N/A	0.1%	0.1%
% of case starts with a reported IOTN of 3 and Aesthetic Component of 6 or above	2	95	2.1%	3.6%	2.5%
% of case starts with a reported IOTN of 4	77	95	81.1%	74.4%	76.6%
% of case starts with a reported IOTN of 5	14	95	14.7%	19.2%	17.7%
% of concluded courses in receipt of dual-arch fixed appliances	4	37	10.8%	38.6%	64.2%
% of concluded courses where treatment was abandoned or discontinued	2	37	5.4%	10.2%	6.2%
% of patients satisfied with the treatment they have received	5	5	100.0%	97.2%	95.1%

\* Figures in italics indicate that the base number is less than 100.

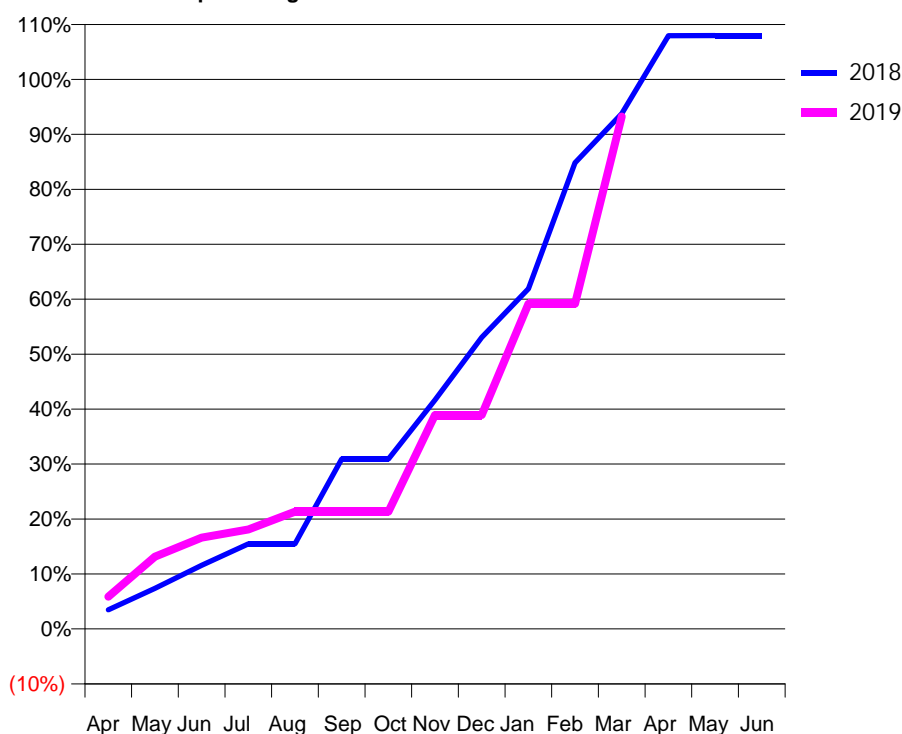
### 7A6 - Vital Signs Orthodontic At a Glance Contract Report for 192872/0001 - March 2019

Name or company name	Cathedral Orthodontics Ltd	18/19 Contracted general activity (UDA)	0
Contract type name	PDS Contract	Carry forward general activity (UDA)	0
Purpose of contract	Orthodontic	18/19 Contracted orthodontic activity (UOA)	1,462
Contract start date	01/04/2010	Carry forward orthodontic activity (UOA)	-83
Contract end date	31/03/2019	Baseline contract value	£111,232.69

ACCESS	Contract	England and Wales
24 month ratio of assessments to patient IDs	1.02	1.08

ACTIVITY	Contract
Contract assess and fit appliances (case starts) as a percentage of Area Team case starts	4.9 %

Cumulative percentage of contracted UOA delivered 2018 & 2019



Month	Adjusted Scheduled Activity (UOA)		
	2017	2018	2019
April	10	58	86
May	10	123	192
June	10	193	243
July	10	258	265
August	10	258	312
September	537	515	312
October	537	515	312
November	537	694	569
December	911	884	569
January	911	1,031	865
February	1,085	1,413	865
March	1,171	1,562	1,363
April	1,297	1,798	
May	1,297	1,799	
June	1,297	1,799	

#### QUANTITY METRICS (rolling 12 month period)

	Contract Quantity	Contract Base Number	Contract *	Local Health Board	Wales
% of all assessments that were assess and fit appliances (case starts)	70	135	51.9%	61.6%	61.4%
% of all assessments that were assess and refuse	17	135	12.6%	12.8%	12.3%
% of all assessments that were assess and review	48	135	35.6%	25.6%	26.2%
% of case starts with a reported IOTN of 3 and Aesthetic Component of 5 or below	1	70	1.4%	0.1%	0.1%
% of case starts with a reported IOTN of 3 and Aesthetic Component of 6 or above	2	70	2.9%	3.6%	2.5%
% of case starts with a reported IOTN of 4	51	70	72.9%	74.4%	76.6%
% of case starts with a reported IOTN of 5	7	70	10.0%	19.2%	17.7%
% of concluded courses in receipt of dual-arch fixed appliances	47	58	81.0%	38.6%	64.2%
% of concluded courses where treatment was abandoned or discontinued	8	58	13.8%	10.2%	6.2%
% of patients satisfied with the treatment they have received	5	5	100.0%	97.2%	95.1%

\* Figures in italics indicate that the base number is less than 100.

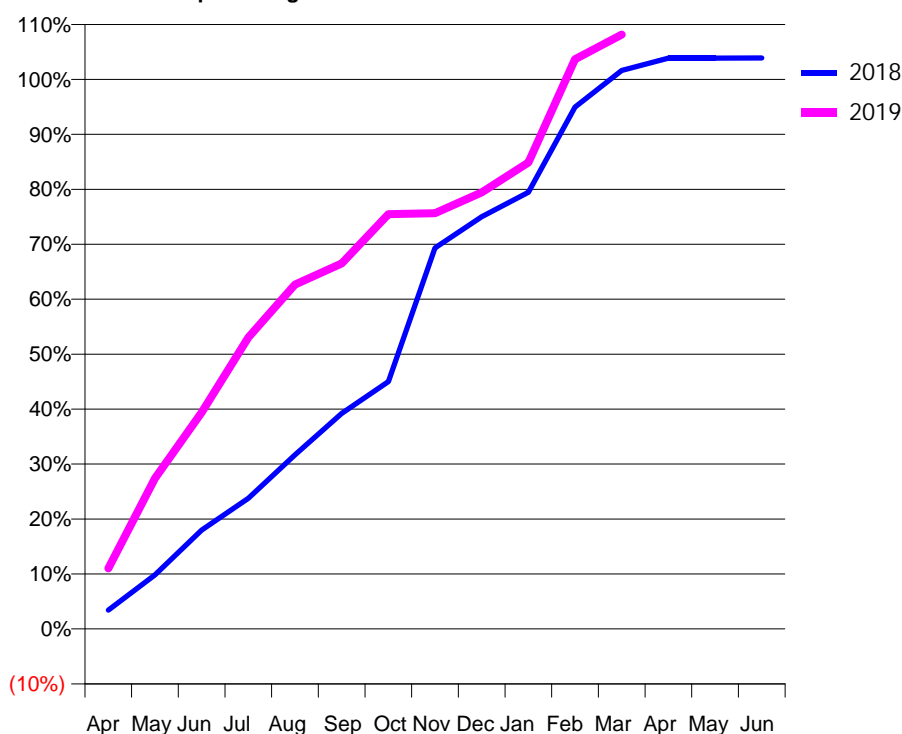
### 7A6 - Vital Signs Orthodontic At a Glance Contract Report for 194034/0001 - March 2019

Name or company name	Melin Ltd	18/19 Contracted general activity (UDA)	7,446
Contract type name	Pilot Contract	Carry forward general activity (UDA)	-372
Purpose of contract	General and Orthodontic	18/19 Contracted orthodontic activity (UOA)	1,779
Contract start date	01/03/2011	Carry forward orthodontic activity (UOA)	-87
Contract end date		Baseline contract value	£287,544.62

ACCESS	Contract	England and Wales
24 month ratio of assessments to patient IDs	1.09	1.08

ACTIVITY	Contract
Contract assess and fit appliances (case starts) as a percentage of Area Team case starts	5.8 %

Cumulative percentage of contracted UOA delivered 2018 & 2019



Month	Adjusted Scheduled Activity (UOA)		
	2017	2018	2019
April	106	77	196
May	311	220	487
June	424	402	701
July	662	532	944
August	854	708	1,115
September	1,204	876	1,183
October	1,391	1,006	1,343
November	1,523	1,549	1,346
December	1,569	1,676	1,413
January	1,612	1,776	1,510
February	1,641	2,122	1,844
March	1,757	2,271	1,924
April	1,892	2,321	
May	1,892	2,321	
June	1,892	2,322	

#### QUANTITY METRICS (rolling 12 month period)

	Contract Quantity	Contract Base Number	Contract *	Local Health Board	Wales
% of all assessments that were assess and fit appliances (case starts)	83	246	33.7%	61.6%	61.4%
% of all assessments that were assess and refuse	28	246	11.4%	12.8%	12.3%
% of all assessments that were assess and review	135	246	54.9%	25.6%	26.2%
% of case starts with a reported IOTN of 3 and Aesthetic Component of 5 or below	0	83	<i>N/A</i>	0.1%	0.1%
% of case starts with a reported IOTN of 3 and Aesthetic Component of 6 or above	1	83	<i>1.2%</i>	3.6%	2.5%
% of case starts with a reported IOTN of 4	67	83	<i>80.7%</i>	74.4%	76.6%
% of case starts with a reported IOTN of 5	14	83	<i>16.9%</i>	19.2%	17.7%
% of concluded courses in receipt of dual-arch fixed appliances	62	79	<i>78.5%</i>	38.6%	64.2%
% of concluded courses where treatment was abandoned or discontinued	9	79	<i>11.4%</i>	10.2%	6.2%
% of patients satisfied with the treatment they have received	12	12	<i>100.0%</i>	97.2%	95.1%

\* Figures in italics indicate that the base number is less than 100.

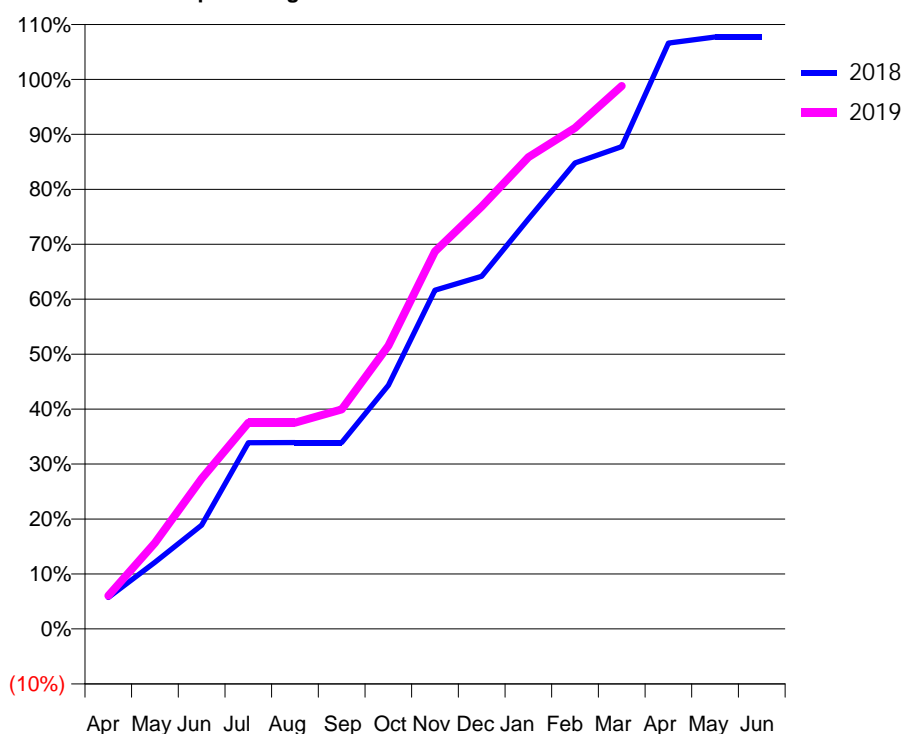
### 7A6 - Vital Signs Orthodontic At a Glance Contract Report for 333921/0001 - March 2019

Name or company name	MRS FJ WILLNER	18/19 Contracted general activity (UDA)	0
Contract type name	PDS Contract	Carry forward general activity (UDA)	0
Purpose of contract	Orthodontic	18/19 Contracted orthodontic activity (UOA)	3,186
Contract start date	01/04/2006	Carry forward orthodontic activity (UOA)	-190
Contract end date	31/03/2019	Baseline contract value	£223,053.98

ACCESS	Contract	England and Wales
24 month ratio of assessments to patient IDs	1.02	1.08

ACTIVITY	Contract
Contract assess and fit appliances (case starts) as a percentage of Area Team case starts	12.7 %

Cumulative percentage of contracted UOA delivered 2018 & 2019



Month	Adjusted Scheduled Activity (UOA)		
	2017	2018	2019
April	83	217	193
May	104	459	499
June	545	716	872
July	1,000	1,284	1,196
August	1,021	1,285	1,196
September	1,065	1,285	1,273
October	1,322	1,681	1,642
November	1,345	2,337	2,188
December	1,711	2,432	2,449
January	1,930	2,828	2,735
February	2,573	3,213	2,904
March	2,768	3,326	3,148
April	3,168	4,040	
May	3,168	4,082	
June	3,168	4,082	

#### QUANTITY METRICS (rolling 12 month period)

	Contract Quantity	Contract Base Number	Contract *	Local Health Board	Wales
% of all assessments that were assess and fit appliances (case starts)	181	302	59.9%	61.6%	61.4%
% of all assessments that were assess and refuse	42	302	13.9%	12.8%	12.3%
% of all assessments that were assess and review	79	302	26.2%	25.6%	26.2%
% of case starts with a reported IOTN of 3 and Aesthetic Component of 5 or below	0	181	N/A	0.1%	0.1%
% of case starts with a reported IOTN of 3 and Aesthetic Component of 6 or above	9	181	5.0%	3.6%	2.5%
% of case starts with a reported IOTN of 4	126	181	69.6%	74.4%	76.6%
% of case starts with a reported IOTN of 5	44	181	24.3%	19.2%	17.7%
% of concluded courses in receipt of dual-arch fixed appliances	0	181	N/A	38.6%	64.2%
% of concluded courses where treatment was abandoned or discontinued	4	181	2.2%	10.2%	6.2%
% of patients satisfied with the treatment they have received	18	20	90.0%	97.2%	95.1%

\* Figures in italics indicate that the base number is less than 100.

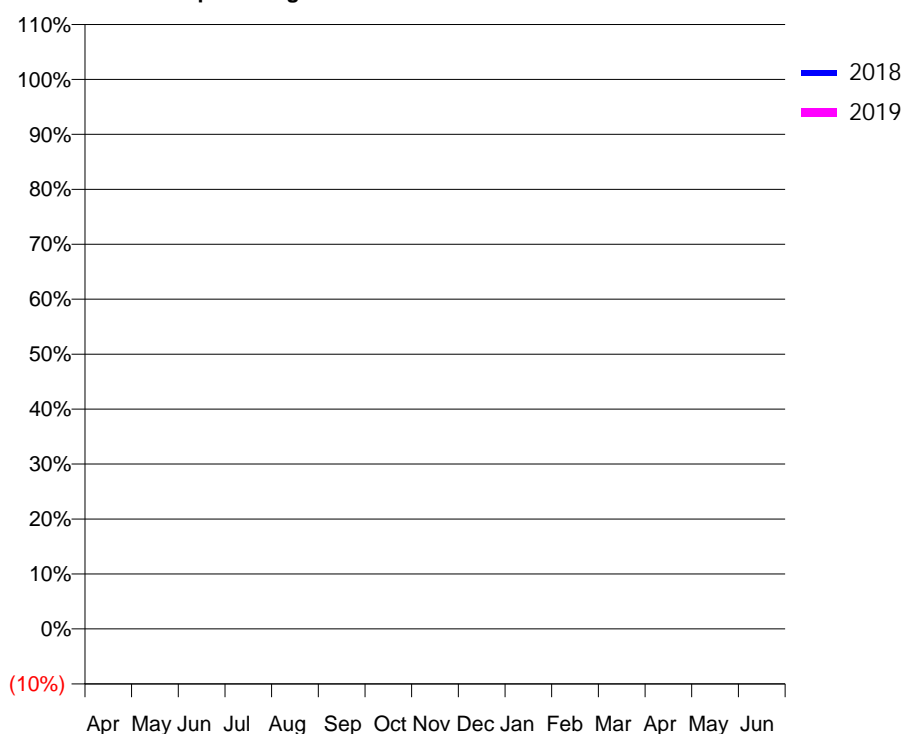
### 7A6 - Vital Signs Orthodontic At a Glance Contract Report for 643246/0001 - March 2019

Name or company name	MR RD WILLNER	18/19 Contracted general activity (UDA)	20,810
Contract type name	GDS Contract	Carry forward general activity (UDA)	0
Purpose of contract	General	18/19 Contracted orthodontic activity (UOA)	0
Contract start date	01/04/2006	Carry forward orthodontic activity (UOA)	0
Contract end date		Baseline contract value	£556,063.43

ACCESS	Contract	England and Wales
24 month ratio of assessments to patient IDs	1.00	1.08

ACTIVITY	Contract
Contract assess and fit appliances (case starts) as a percentage of Area Team case starts	0.2 %

Cumulative percentage of contracted UOA delivered 2018 & 2019



Month	Adjusted Scheduled Activity (UOA)		
	2017	2018	2019
April	0	0	0
May	0	0	0
June	0	0	0
July	0	0	0
August	0	0	0
September	0	0	0
October	0	0	0
November	0	0	1
December	0	0	1
January	0	0	64
February	0	0	1
March	0	0	1
April	0	0	
May	0	0	
June	0	0	

#### QUANTITY METRICS (rolling 12 month period)

	Contract Quantity	Contract Base Number	Contract *	Local Health Board	Wales
% of all assessments that were assess and fit appliances (case starts)	3	4	75.0%	61.6%	61.4%
% of all assessments that were assess and refuse	1	4	25.0%	12.8%	12.3%
% of all assessments that were assess and review	0	4	0.0%	25.6%	26.2%
% of case starts with a reported IOTN of 3 and Aesthetic Component of 5 or below	0	3	N/A	0.1%	0.1%
% of case starts with a reported IOTN of 3 and Aesthetic Component of 6 or above	0	3	N/A	3.6%	2.5%
% of case starts with a reported IOTN of 4	2	3	66.7%	74.4%	76.6%
% of case starts with a reported IOTN of 5	1	3	33.3%	19.2%	17.7%
% of concluded courses in receipt of dual-arch fixed appliances	0	9	N/A	38.6%	64.2%
% of concluded courses where treatment was abandoned or discontinued	0	9	0.0%	10.2%	6.2%
% of patients satisfied with the treatment they have received	0	0	N/A	97.2%	95.1%

\* Figures in italics indicate that the base number is less than 100.



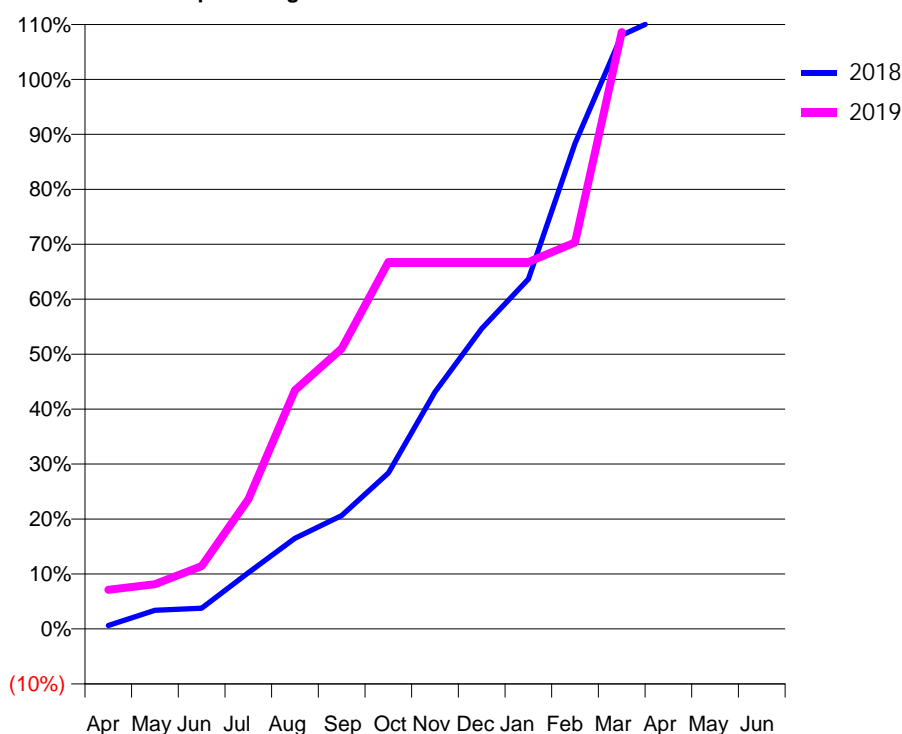
### 7A7 - Vital Signs Orthodontic At a Glance Contract Report for 100240/0000 - March 2019

Name or company name	Severn Street Dental Practice	18/19 Contracted general activity (UDA)	0
Contract type name	PDS Contract	Carry forward general activity (UDA)	0
Purpose of contract	Orthodontic	18/19 Contracted orthodontic activity (UOA)	2,300
Contract start date	01/09/2016	Carry forward orthodontic activity (UOA)	-115
Contract end date	31/08/2019	Baseline contract value	£153,328.38

ACCESS	Contract	England and Wales
24 month ratio of assessments to patient IDs	1.33	1.08

ACTIVITY	Contract
Contract assess and fit appliances (case starts) as a percentage of Area Team case starts	31.3 %

Cumulative percentage of contracted UOA delivered 2018 & 2019



Month	Adjusted Scheduled Activity (UOA)		
	2017	2018	2019
April	0	15	164
May	0	78	187
June	0	87	263
July	0	236	543
August	0	380	999
September	0	475	1,173
October	0	653	1,536
November	0	992	1,536
December	93	1,257	1,536
January	493	1,465	1,536
February	705	2,032	1,617
March	1,065	2,485	2,498
April	1,824	2,576	
May	1,824	2,576	
June	1,824	2,576	

#### QUANTITY METRICS (rolling 12 month period)

	Contract Quantity	Contract Base Number	Contract *	Local Health Board	Wales
% of all assessments that were assess and fit appliances (case starts)	111	307	36.2%	50.9%	61.4%
% of all assessments that were assess and refuse	36	307	11.7%	14.8%	12.3%
% of all assessments that were assess and review	160	307	52.1%	34.3%	26.2%
% of case starts with a reported IOTN of 3 and Aesthetic Component of 5 or below	0	111	N/A	0.0%	0.1%
% of case starts with a reported IOTN of 3 and Aesthetic Component of 6 or above	0	111	N/A	2.8%	2.5%
% of case starts with a reported IOTN of 4	91	111	82.0%	53.2%	76.6%
% of case starts with a reported IOTN of 5	18	111	16.2%	10.7%	17.7%
% of concluded courses in receipt of dual-arch fixed appliances	14	45	31.1%	48.4%	64.2%
% of concluded courses where treatment was abandoned or discontinued	1	45	2.2%	6.4%	6.2%
% of patients satisfied with the treatment they have received	23	23	100.0%	98.1%	95.1%

\* Figures in italics indicate that the base number is less than 100.

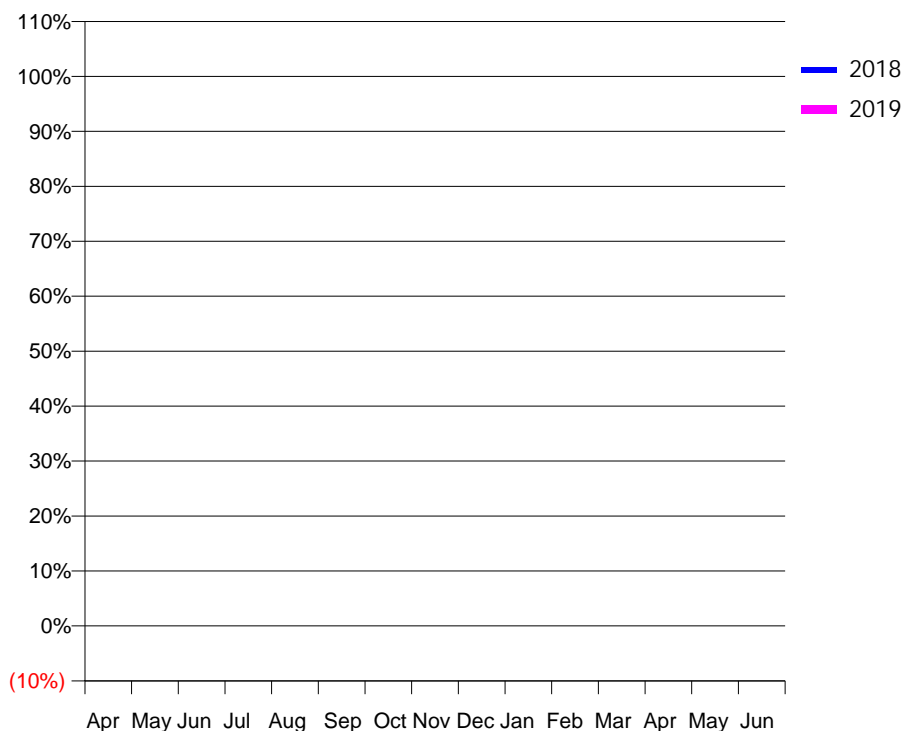
### 7A7 - Vital Signs Orthodontic At a Glance Contract Report for 131431/0001 - March 2019

Name or company name	Severn Street Dental Practice	18/19 Contracted general activity (UDA)	33,000
Contract type name	GDS Contract	Carry forward general activity (UDA)	334
Purpose of contract	General	18/19 Contracted orthodontic activity (UOA)	0
Contract start date	01/04/2006	Carry forward orthodontic activity (UOA)	0
Contract end date		Baseline contract value	£872,695.48

ACCESS	Contract	England and Wales
24 month ratio of assessments to patient IDs	1.00	1.08

ACTIVITY	Contract
Contract assess and fit appliances (case starts) as a percentage of Area Team case starts	0.0 %

Cumulative percentage of contracted UOA delivered 2018 & 2019



Month	Adjusted Scheduled Activity (UOA)		
	2017	2018	2019
April	0	0	0
May	0	0	0
June	0	1	0
July	0	1	1
August	0	1	1
September	0	1	1
October	0	2	1
November	0	2	1
December	177	2	1
January	180	2	1
February	180	2	1
March	180	2	1
April	180	2	
May	180	2	
June	180	2	

#### QUANTITY METRICS (rolling 12 month period)

	Contract Quantity	Contract Base Number	Contract *	Local Health Board	Wales
% of all assessments that were assess and fit appliances (case starts)	0	1	0.0%	50.9%	61.4%
% of all assessments that were assess and refuse	0	1	0.0%	14.8%	12.3%
% of all assessments that were assess and review	1	1	100.0%	34.3%	26.2%
% of case starts with a reported IOTN of 3 and Aesthetic Component of 5 or below	0	0	N/A	0.0%	0.1%
% of case starts with a reported IOTN of 3 and Aesthetic Component of 6 or above	0	0	N/A	2.8%	2.5%
% of case starts with a reported IOTN of 4	0	0	N/A	53.2%	76.6%
% of case starts with a reported IOTN of 5	0	0	N/A	10.7%	17.7%
% of concluded courses in receipt of dual-arch fixed appliances	2	2	100.0%	48.4%	64.2%
% of concluded courses where treatment was abandoned or discontinued	0	2	0.0%	6.4%	6.2%
% of patients satisfied with the treatment they have received	0	0	N/A	98.1%	95.1%

\* Figures in italics indicate that the base number is less than 100.

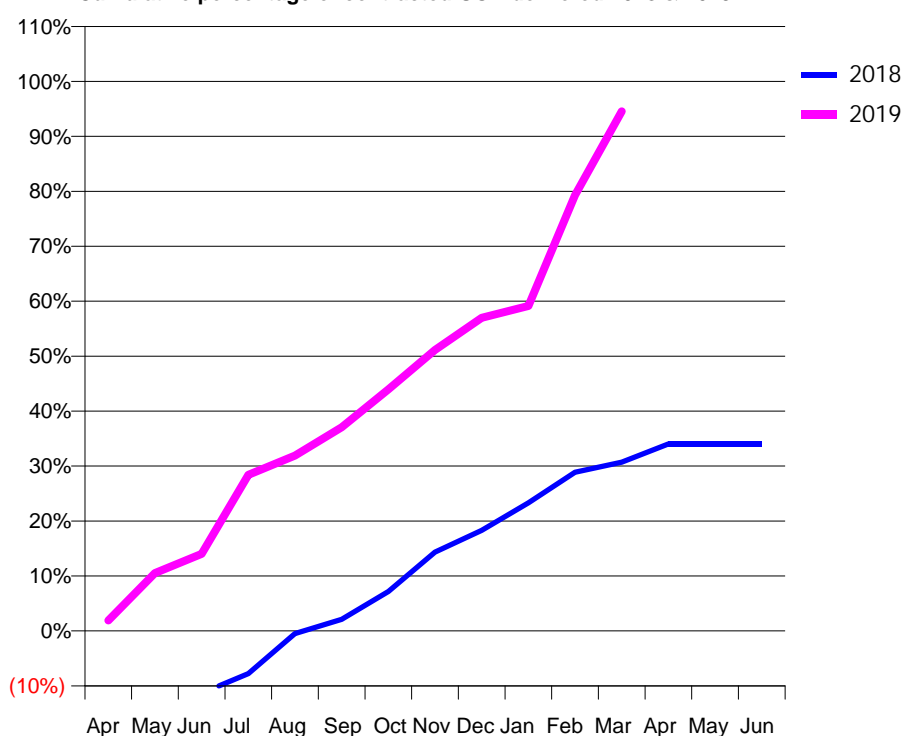
### 7A7 - Vital Signs Orthodontic At a Glance Contract Report for 144622/0001 - March 2019

Name or company name	A.R.C Orthodontics Ltd	18/19 Contracted general activity (UDA)	0
Contract type name	PDS Contract	Carry forward general activity (UDA)	0
Purpose of contract	Orthodontic	18/19 Contracted orthodontic activity (UOA)	1,260
Contract start date	01/11/2014	Carry forward orthodontic activity (UOA)	0
Contract end date	31/10/2024	Baseline contract value	£85,457.84

ACCESS	Contract	England and Wales
24 month ratio of assessments to patient IDs	1.07	1.08

ACTIVITY	Contract
Contract assess and fit appliances (case starts) as a percentage of Area Team case starts	16.3 %

Cumulative percentage of contracted UOA delivered 2018 & 2019



Month	Adjusted Scheduled Activity (UOA)		
	2017	2018	2019
April	-9	-193	24
May	59	-192	133
June	103	-143	177
July	279	-98	358
August	409	-6	402
September	499	27	467
October	563	91	554
November	802	181	644
December	869	231	718
January	1,030	294	745
February	1,182	364	999
March	1,330	387	1,191
April	1,374	429	
May	1,374	429	
June	1,374	429	

#### QUANTITY METRICS (rolling 12 month period)

	Contract Quantity	Contract Base Number	Contract *	Local Health Board	Wales
% of all assessments that were assess and fit appliances (case starts)	58	106	54.7%	50.9%	61.4%
% of all assessments that were assess and refuse	36	106	34.0%	14.8%	12.3%
% of all assessments that were assess and review	12	106	11.3%	34.3%	26.2%
% of case starts with a reported IOTN of 3 and Aesthetic Component of 5 or below	0	58	<i>N/A</i>	0.0%	0.1%
% of case starts with a reported IOTN of 3 and Aesthetic Component of 6 or above	9	58	15.5%	2.8%	2.5%
% of case starts with a reported IOTN of 4	42	58	72.4%	53.2%	76.6%
% of case starts with a reported IOTN of 5	7	58	12.1%	10.7%	17.7%
% of concluded courses in receipt of dual-arch fixed appliances	44	50	88.0%	48.4%	64.2%
% of concluded courses where treatment was abandoned or discontinued	1	50	2.0%	6.4%	6.2%
% of patients satisfied with the treatment they have received	7	8	87.5%	98.1%	95.1%

\* Figures in italics indicate that the base number is less than 100.

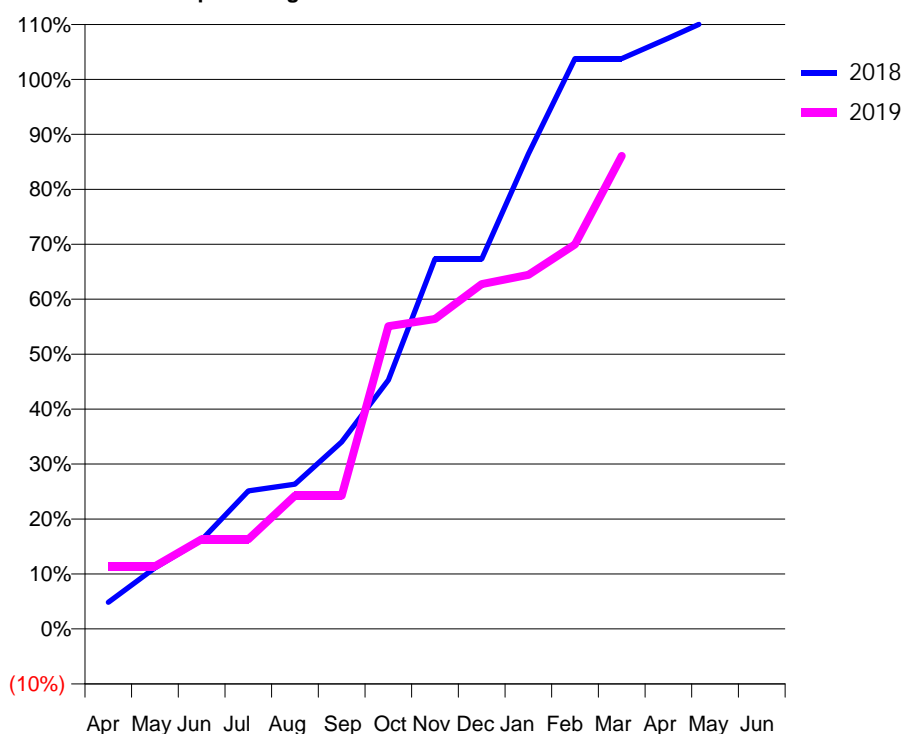
### 7A7 - Vital Signs Orthodontic At a Glance Contract Report for 197351/0002 - March 2019

Name or company name	Exclusive Orthodontics Ltd	18/19 Contracted general activity (UDA)	0
Contract type name	PDS Contract	Carry forward general activity (UDA)	0
Purpose of contract	Orthodontic	18/19 Contracted orthodontic activity (UOA)	1,715
Contract start date	01/04/2015	Carry forward orthodontic activity (UOA)	-196
Contract end date	31/03/2023	Baseline contract value	£116,288.84

ACCESS	Contract	England and Wales
24 month ratio of assessments to patient IDs	1.04	1.08

ACTIVITY	Contract
Contract assess and fit appliances (case starts) as a percentage of Area Team case starts	19.2 %

Cumulative percentage of contracted UOA delivered 2018 & 2019



Month	Adjusted Scheduled Activity (UOA)		
	2017	2018	2019
April	112	83	196
May	394	191	196
June	415	278	280
July	542	431	280
August	647	452	416
September	672	584	416
October	758	777	945
November	894	1,155	967
December	1,175	1,155	1,076
January	1,308	1,483	1,105
February	1,360	1,780	1,200
March	1,360	1,780	1,476
April	1,741	1,844	
May	1,783	1,910	
June	1,804	1,911	

#### QUANTITY METRICS (rolling 12 month period)

	Contract Quantity	Contract Base Number	Contract *	Local Health Board	Wales
% of all assessments that were assess and fit appliances (case starts)	68	106	64.2%	50.9%	61.4%
% of all assessments that were assess and refuse	13	106	12.3%	14.8%	12.3%
% of all assessments that were assess and review	25	106	23.6%	34.3%	26.2%
% of case starts with a reported IOTN of 3 and Aesthetic Component of 5 or below	0	68	<i>N/A</i>	0.0%	0.1%
% of case starts with a reported IOTN of 3 and Aesthetic Component of 6 or above	1	68	<i>1.5%</i>	2.8%	2.5%
% of case starts with a reported IOTN of 4	54	68	<i>79.4%</i>	53.2%	76.6%
% of case starts with a reported IOTN of 5	13	68	<i>19.1%</i>	10.7%	17.7%
% of concluded courses in receipt of dual-arch fixed appliances	0	77	<i>N/A</i>	48.4%	64.2%
% of concluded courses where treatment was abandoned or discontinued	0	77	<i>0.0%</i>	6.4%	6.2%
% of patients satisfied with the treatment they have received	10	10	<i>100.0%</i>	98.1%	95.1%

\* Figures in italics indicate that the base number is less than 100.

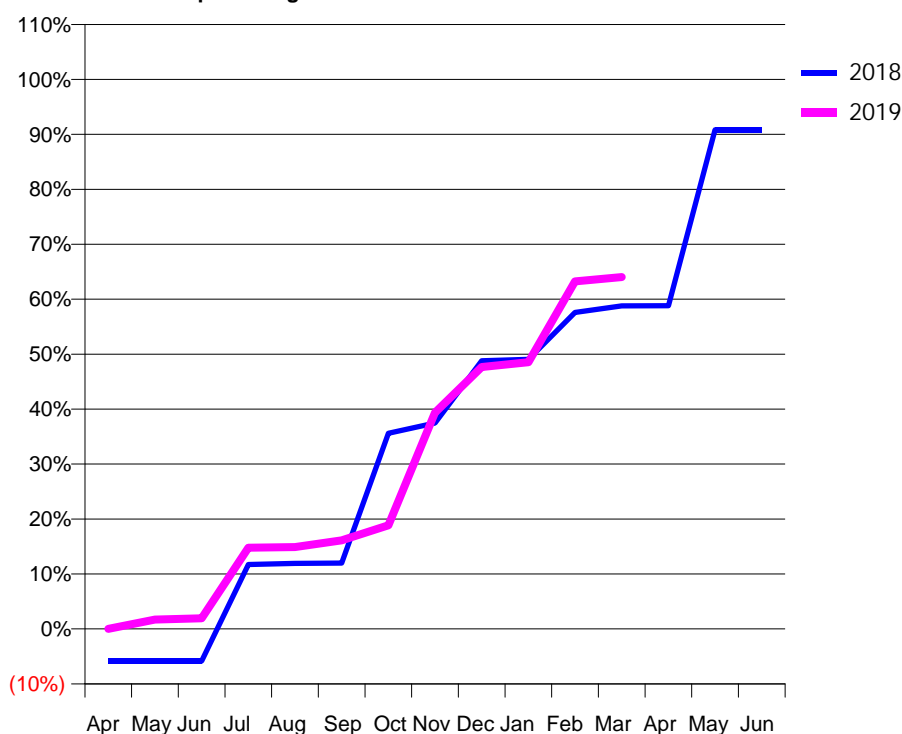
### 7A7 - Vital Signs Orthodontic At a Glance Contract Report for 642789/0003 - March 2019

Name or company name	Kingsbridge Medical Limited	18/19 Contracted general activity (UDA)	0
Contract type name	PDS Contract	Carry forward general activity (UDA)	0
Purpose of contract	Orthodontic	18/19 Contracted orthodontic activity (UOA)	2,625
Contract start date	01/01/2009	Carry forward orthodontic activity (UOA)	0
Contract end date	31/03/2023	Baseline contract value	£177,923.10

ACCESS	Contract	England and Wales
24 month ratio of assessments to patient IDs	1.04	1.08

ACTIVITY	Contract
Contract assess and fit appliances (case starts) as a percentage of Area Team case starts	33.2 %

Cumulative percentage of contracted UOA delivered 2018 & 2019



Month	Adjusted Scheduled Activity (UOA)		
	2017	2018	2019
April	131	-154	0
May	133	-154	45
June	619	-154	51
July	628	308	388
August	636	313	391
September	641	315	423
October	1,104	935	495
November	1,114	983	1,033
December	1,589	1,281	1,251
January	1,636	1,288	1,274
February	1,666	1,512	1,660
March	1,667	1,543	1,681
April	2,471	1,544	
May	2,471	2,384	
June	2,471	2,384	

#### QUANTITY METRICS (rolling 12 month period)

	Contract Quantity	Contract Base Number	Contract *	Local Health Board	Wales
% of all assessments that were assess and fit appliances (case starts)	118	177	66.7%	50.9%	61.4%
% of all assessments that were assess and refuse	18	177	10.2%	14.8%	12.3%
% of all assessments that were assess and review	41	177	23.2%	34.3%	26.2%
% of case starts with a reported IOTN of 3 and Aesthetic Component of 5 or below	0	118	N/A	0.0%	0.1%
% of case starts with a reported IOTN of 3 and Aesthetic Component of 6 or above	0	118	N/A	2.8%	2.5%
% of case starts with a reported IOTN of 4	2	118	1.7%	53.2%	76.6%
% of case starts with a reported IOTN of 5	0	118	N/A	10.7%	17.7%
% of concluded courses in receipt of dual-arch fixed appliances	61	76	80.3%	48.4%	64.2%
% of concluded courses where treatment was abandoned or discontinued	14	76	18.4%	6.4%	6.2%
% of patients satisfied with the treatment they have received	12	12	100.0%	98.1%	95.1%

\* Figures in italics indicate that the base number is less than 100.

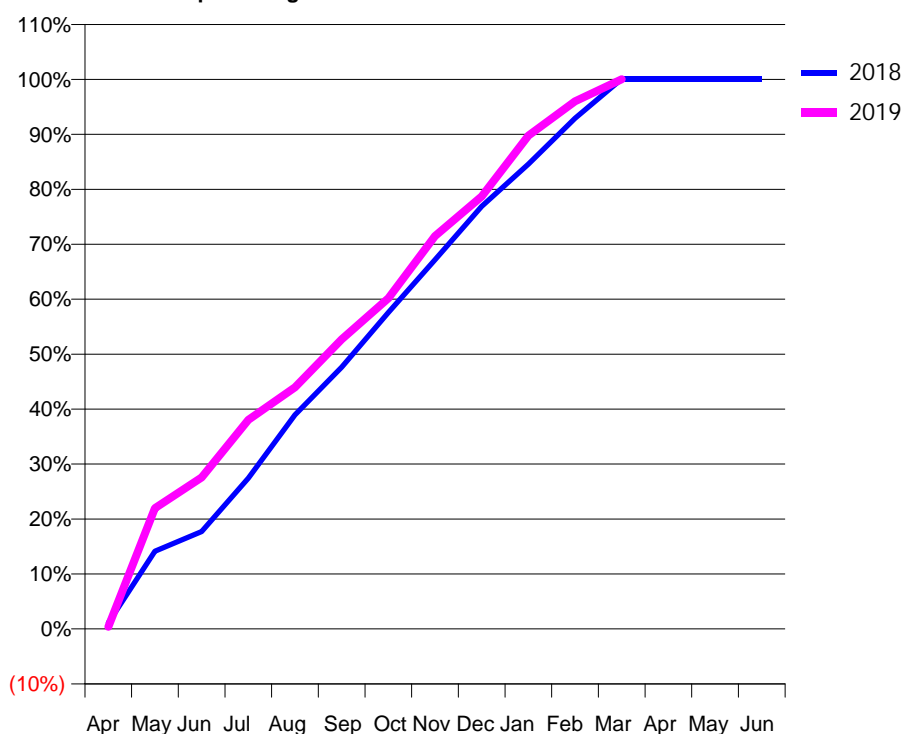
### Q44 - Vital Signs Orthodontic At a Glance Contract Report for 125407/0001 - March 2019

Name or company name	Mark Fazakerley (VHO) Limited	18/19 Contracted general activity (UDA)	0
Contract type name	PDS Contract	Carry forward general activity (UDA)	0
Purpose of contract	General and Orthodontic	18/19 Contracted orthodontic activity (UOA)	8,353
Contract start date	01/05/2012	Carry forward orthodontic activity (UOA)	0
Contract end date	30/06/2020	Baseline contract value	£572,350.49

ACCESS	Contract	England and Wales
24 month ratio of assessments to patient IDs	1.04	1.08

ACTIVITY	Contract
Contract assess and fit appliances (case starts) as a percentage of Area Team case starts	6.6 %

Cumulative percentage of contracted UOA delivered 2018 & 2019



Month	Adjusted Scheduled Activity (UOA)		
	2017	2018	2019
April	0	94	33
May	1,080	1,181	1,835
June	1,465	1,481	2,304
July	2,438	2,294	3,179
August	2,915	3,255	3,671
September	3,951	3,978	4,402
October	4,682	4,812	5,026
November	5,303	5,611	5,971
December	6,056	6,422	6,575
January	7,045	7,066	7,499
February	7,527	7,760	8,021
March	8,343	8,359	8,355
April	8,356	8,359	
May	8,356	8,359	
June	8,357	8,359	

#### QUANTITY METRICS (rolling 12 month period)

	Contract Quantity	Contract Base Number	Contract *	Area Team	Region	England
% of all assessments that were assess and fit appliances (case starts)	390	569	68.5%	67.3%	63.0%	59.2%
% of all assessments that were assess and refuse	42	569	7.4%	7.3%	11.1%	12.0%
% of all assessments that were assess and review	137	569	24.1%	25.4%	25.8%	28.8%
% of case starts with a reported IOTN of 3 and Aesthetic Component of 5 or below	0	390	N/A	0.0%	0.1%	0.1%
% of case starts with a reported IOTN of 3 and Aesthetic Component of 6 or above	37	390	9.5%	6.7%	3.7%	3.9%
% of case starts with a reported IOTN of 4	269	390	69.0%	73.4%	79.2%	77.6%
% of case starts with a reported IOTN of 5	83	390	21.3%	19.4%	16.4%	16.7 %
% of concluded courses in receipt of dual-arch fixed appliances	334	351	95.2%	80.3%	75.4%	72.9%
% of concluded courses where treatment was abandoned or discontinued	12	351	3.4%	6.1%	8.8%	8.7%
% of patients satisfied with the treatment they have received	1	1	100.0%	97.9%	96.4%	95.7%

\* Figures in italics indicate that the base number is less than 100.

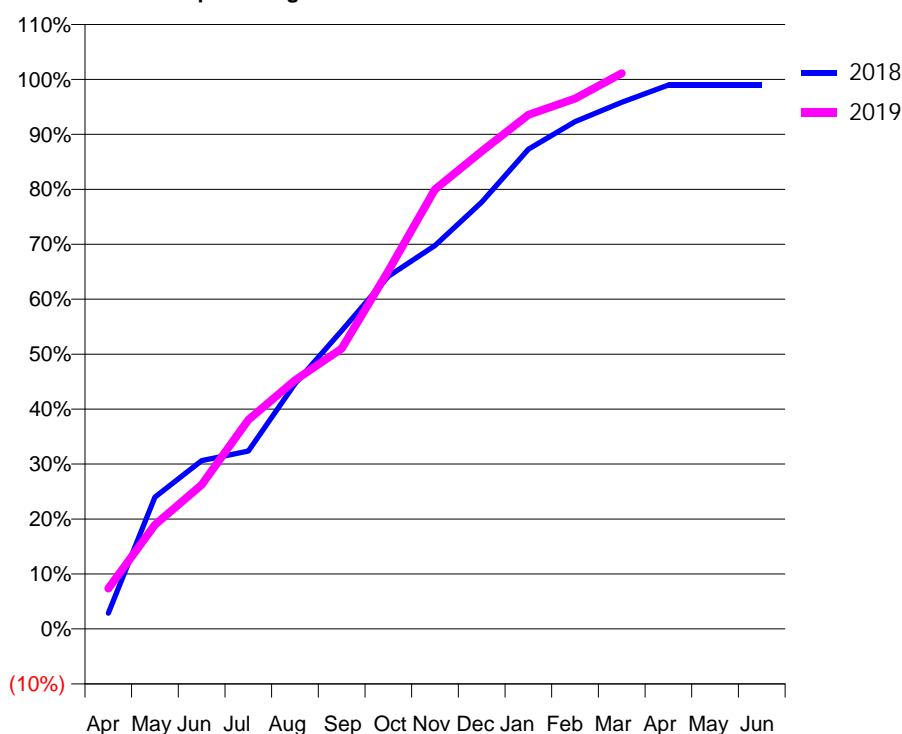
### Q44 - Vital Signs Orthodontic At a Glance Contract Report for 146676/0001 - March 2019

Name or company name	Cheshire Cat Orthodontics Ltd	18/19 Contracted general activity (UDA)	0
Contract type name	PDS Contract	Carry forward general activity (UDA)	0
Purpose of contract	General and Orthodontic	18/19 Contracted orthodontic activity (UOA)	7,279
Contract start date	01/04/2010	Carry forward orthodontic activity (UOA)	74
Contract end date	31/03/2020	Baseline contract value	£485,255.58

ACCESS	Contract	England and Wales
24 month ratio of assessments to patient IDs	1.02	1.08

ACTIVITY	Contract
Contract assess and fit appliances (case starts) as a percentage of Area Team case starts	6.3 %

Cumulative percentage of contracted UOA delivered 2018 & 2019



Month	Adjusted Scheduled Activity (UOA)		
	2017	2018	2019
April	-122	210	536
May	1,066	1,746	1,378
June	1,087	2,230	1,908
July	2,280	2,356	2,769
August	2,301	3,245	3,294
September	3,805	3,950	3,714
October	3,992	4,671	4,743
November	5,192	5,078	5,822
December	6,389	5,654	6,326
January	6,916	6,355	6,810
February	6,968	6,718	7,024
March	7,056	6,974	7,360
April	7,144	7,205	
May	7,199	7,205	
June	7,199	7,205	

### QUANTITY METRICS (rolling 12 month period)

	Contract Quantity	Contract Base Number	Contract *	Area Team	Region	England
% of all assessments that were assess and fit appliances (case starts)	369	374	98.7%	67.3%	63.0%	59.2%
% of all assessments that were assess and refuse	0	374	0.0%	7.3%	11.1%	12.0%
% of all assessments that were assess and review	5	374	1.3%	25.4%	25.8%	28.8%
% of case starts with a reported IOTN of 3 and Aesthetic Component of 5 or below	0	369	N/A	0.0%	0.1%	0.1%
% of case starts with a reported IOTN of 3 and Aesthetic Component of 6 or above	8	369	2.2%	6.7%	3.7%	3.9%
% of case starts with a reported IOTN of 4	309	369	83.7%	73.4%	79.2%	77.6%
% of case starts with a reported IOTN of 5	48	369	13.0%	19.4%	16.4%	16.7 %
% of concluded courses in receipt of dual-arch fixed appliances	614	706	87.0%	80.3%	75.4%	72.9%
% of concluded courses where treatment was abandoned or discontinued	23	706	3.3%	6.1%	8.8%	8.7%
% of patients satisfied with the treatment they have received	5	5	100.0%	97.9%	96.4%	95.7%

\* Figures in italics indicate that the base number is less than 100.

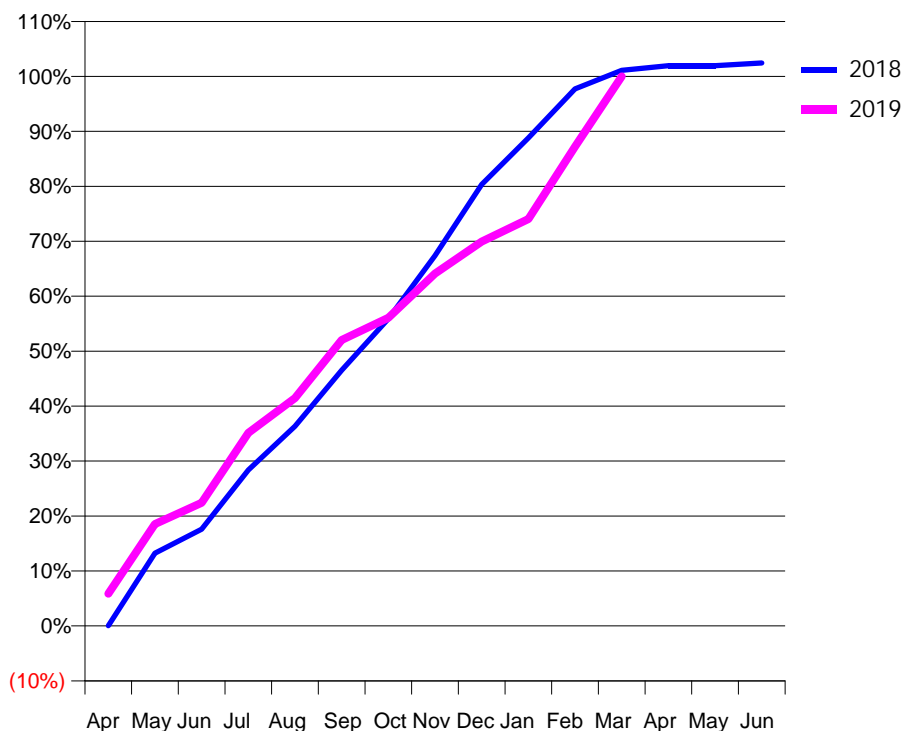
### Q44 - Vital Signs Orthodontic At a Glance Contract Report for 148709/0001 - March 2019

Name or company name	P O'Neill (W.H.O) LTD	18/19 Contracted general activity (UDA)	0
Contract type name	PDS Contract	Carry forward general activity (UDA)	0
Purpose of contract	General and Orthodontic	18/19 Contracted orthodontic activity (UOA)	8,394
Contract start date	01/04/2011	Carry forward orthodontic activity (UOA)	0
Contract end date	01/09/2020	Baseline contract value	£559,713.25

ACCESS	Contract	England and Wales
24 month ratio of assessments to patient IDs	1.04	1.08

ACTIVITY	Contract
Contract assess and fit appliances (case starts) as a percentage of Area Team case starts	6.7 %

Cumulative percentage of contracted UOA delivered 2018 & 2019



Month	Adjusted Scheduled Activity (UOA)		
	2017	2018	2019
April	228	3	492
May	748	1,111	1,556
June	1,214	1,478	1,881
July	2,113	2,382	2,948
August	2,673	3,050	3,481
September	3,644	3,906	4,367
October	3,644	4,692	4,706
November	5,114	5,656	5,381
December	5,932	6,743	5,871
January	6,389	7,454	6,215
February	7,343	8,202	7,319
March	8,186	8,485	8,394
April	8,515	8,556	
May	8,517	8,557	
June	8,517	8,599	

#### QUANTITY METRICS (rolling 12 month period)

	Contract Quantity	Contract Base Number	Contract *	Area Team	Region	England
% of all assessments that were assess and fit appliances (case starts)	396	658	60.2%	67.3%	63.0%	59.2%
% of all assessments that were assess and refuse	72	658	10.9%	7.3%	11.1%	12.0%
% of all assessments that were assess and review	190	658	28.9%	25.4%	25.8%	28.8%
% of case starts with a reported IOTN of 3 and Aesthetic Component of 5 or below	0	396	N/A	0.0%	0.1%	0.1%
% of case starts with a reported IOTN of 3 and Aesthetic Component of 6 or above	7	396	1.8%	6.7%	3.7%	3.9%
% of case starts with a reported IOTN of 4	289	396	73.0%	73.4%	79.2%	77.6%
% of case starts with a reported IOTN of 5	100	396	25.3%	19.4%	16.4%	16.7 %
% of concluded courses in receipt of dual-arch fixed appliances	402	443	90.7%	80.3%	75.4%	72.9%
% of concluded courses where treatment was abandoned or discontinued	16	443	3.6%	6.1%	8.8%	8.7%
% of patients satisfied with the treatment they have received	4	4	100.0%	97.9%	96.4%	95.7%

\* Figures in italics indicate that the base number is less than 100.



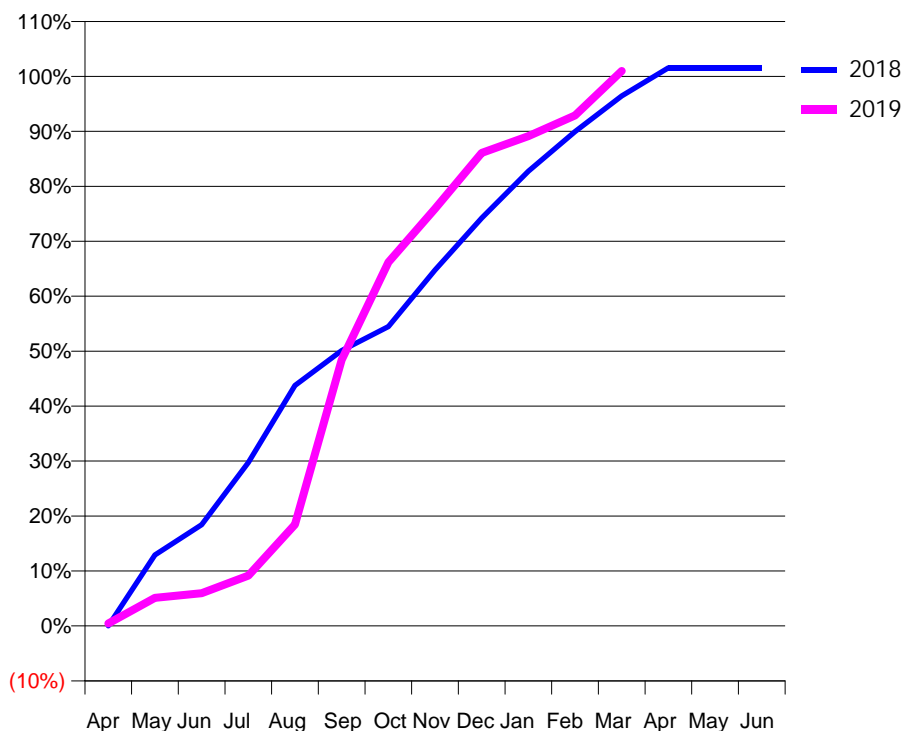
### Q44 - Vital Signs Orthodontic At a Glance Contract Report for 167088/0001 - March 2019

Name or company name	Wallasey Orthodontic Practice	18/19 Contracted general activity (UDA)	0
Contract type name	PDS Contract	Carry forward general activity (UDA)	0
Purpose of contract	General and Orthodontic	18/19 Contracted orthodontic activity (UOA)	4,995
Contract start date	01/03/2014	Carry forward orthodontic activity (UOA)	0
Contract end date	01/09/2020	Baseline contract value	£333,097.79

ACCESS	Contract	England and Wales
24 month ratio of assessments to patient IDs	1.04	1.08

ACTIVITY	Contract
Contract assess and fit appliances (case starts) as a percentage of Area Team case starts	4.3 %

Cumulative percentage of contracted UOA delivered 2018 & 2019



Month	Adjusted Scheduled Activity (UOA)		
	2017	2018	2019
April	31	0	22
May	442	645	255
June	636	921	298
July	876	1,485	457
August	1,175	2,186	922
September	1,339	2,503	2,419
October	1,536	2,721	3,306
November	2,116	3,234	3,791
December	2,695	3,707	4,299
January	3,082	4,133	4,451
February	3,873	4,493	4,640
March	4,819	4,817	5,044
April	5,012	5,073	
May	5,012	5,073	
June	5,012	5,073	

#### QUANTITY METRICS (rolling 12 month period)

	Contract Quantity	Contract Base Number	Contract *	Area Team	Region	England
% of all assessments that were assess and fit appliances (case starts)	252	303	83.2%	67.3%	63.0%	59.2%
% of all assessments that were assess and refuse	23	303	7.6%	7.3%	11.1%	12.0%
% of all assessments that were assess and review	28	303	9.2%	25.4%	25.8%	28.8%
% of case starts with a reported IOTN of 3 and Aesthetic Component of 5 or below	0	252	N/A	0.0%	0.1%	0.1%
% of case starts with a reported IOTN of 3 and Aesthetic Component of 6 or above	9	252	3.6%	6.7%	3.7%	3.9%
% of case starts with a reported IOTN of 4	217	252	86.1%	73.4%	79.2%	77.6%
% of case starts with a reported IOTN of 5	24	252	9.5%	19.4%	16.4%	16.7 %
% of concluded courses in receipt of dual-arch fixed appliances	419	467	89.7%	80.3%	75.4%	72.9%
% of concluded courses where treatment was abandoned or discontinued	39	467	8.4%	6.1%	8.8%	8.7%
% of patients satisfied with the treatment they have received	2	2	100.0%	97.9%	96.4%	95.7%

\* Figures in italics indicate that the base number is less than 100.

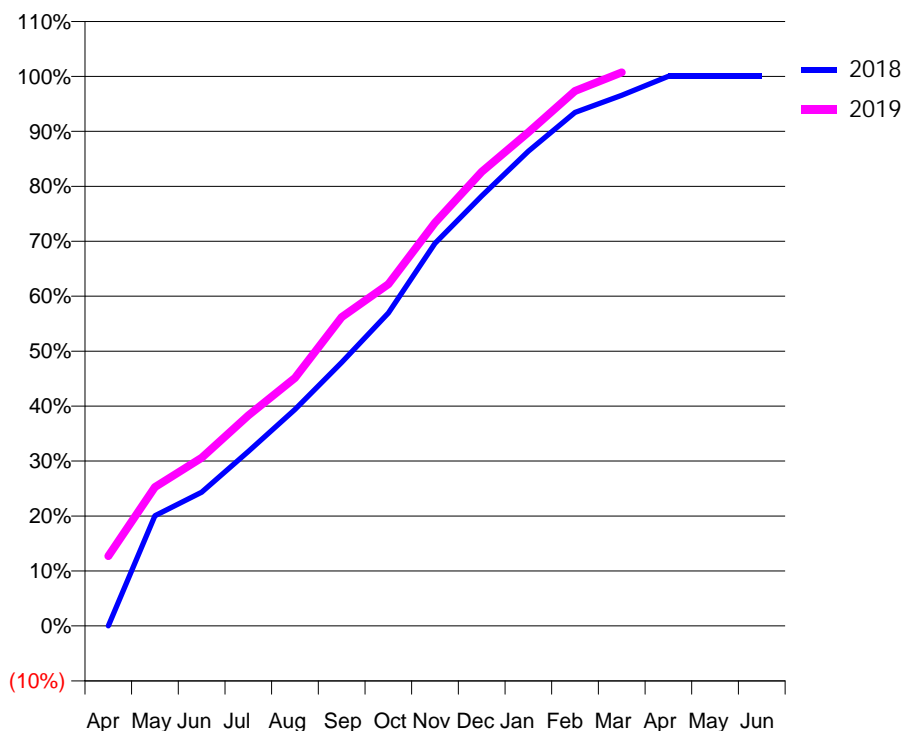
### Q44 - Vital Signs Orthodontic At a Glance Contract Report for 183822/0001 - March 2019

Name or company name	Peter Baldwin (VHO) Limited	18/19 Contracted general activity (UDA)	0
Contract type name	PDS Contract	Carry forward general activity (UDA)	0
Purpose of contract	General and Orthodontic	18/19 Contracted orthodontic activity (UOA)	8,789
Contract start date	01/05/2012	Carry forward orthodontic activity (UOA)	0
Contract end date	30/06/2020	Baseline contract value	£601,029.51

ACCESS	Contract	England and Wales
24 month ratio of assessments to patient IDs	1.05	1.08

ACTIVITY	Contract
Contract assess and fit appliances (case starts) as a percentage of Area Team case starts	7.2 %

Cumulative percentage of contracted UOA delivered 2018 & 2019



Month	Adjusted Scheduled Activity (UOA)		
	2017	2018	2019
April	0	0	1,117
May	943	1,762	2,222
June	2,329	2,138	2,688
July	2,676	2,791	3,367
August	3,383	3,463	3,967
September	3,803	4,216	4,939
October	4,480	5,004	5,466
November	4,960	6,117	6,448
December	5,908	6,877	7,263
January	7,195	7,592	7,894
February	7,998	8,213	8,555
March	8,910	8,486	8,853
April	9,008	8,790	
May	9,008	8,790	
June	9,008	8,790	

### QUANTITY METRICS (rolling 12 month period)

	Contract Quantity	Contract Base Number	Contract *	Area Team	Region	England
% of all assessments that were assess and fit appliances (case starts)	423	712	59.4%	67.3%	63.0%	59.2%
% of all assessments that were assess and refuse	111	712	15.6%	7.3%	11.1%	12.0%
% of all assessments that were assess and review	178	712	25.0%	25.4%	25.8%	28.8%
% of case starts with a reported IOTN of 3 and Aesthetic Component of 5 or below	0	423	N/A	0.0%	0.1%	0.1%
% of case starts with a reported IOTN of 3 and Aesthetic Component of 6 or above	74	423	17.5%	6.7%	3.7%	3.9%
% of case starts with a reported IOTN of 4	279	423	66.0%	73.4%	79.2%	77.6%
% of case starts with a reported IOTN of 5	67	423	15.8%	19.4%	16.4%	16.7 %
% of concluded courses in receipt of dual-arch fixed appliances	590	642	91.9%	80.3%	75.4%	72.9%
% of concluded courses where treatment was abandoned or discontinued	34	642	5.3%	6.1%	8.8%	8.7%
% of patients satisfied with the treatment they have received	5	5	100.0%	97.9%	96.4%	95.7%

\* Figures in italics indicate that the base number is less than 100.

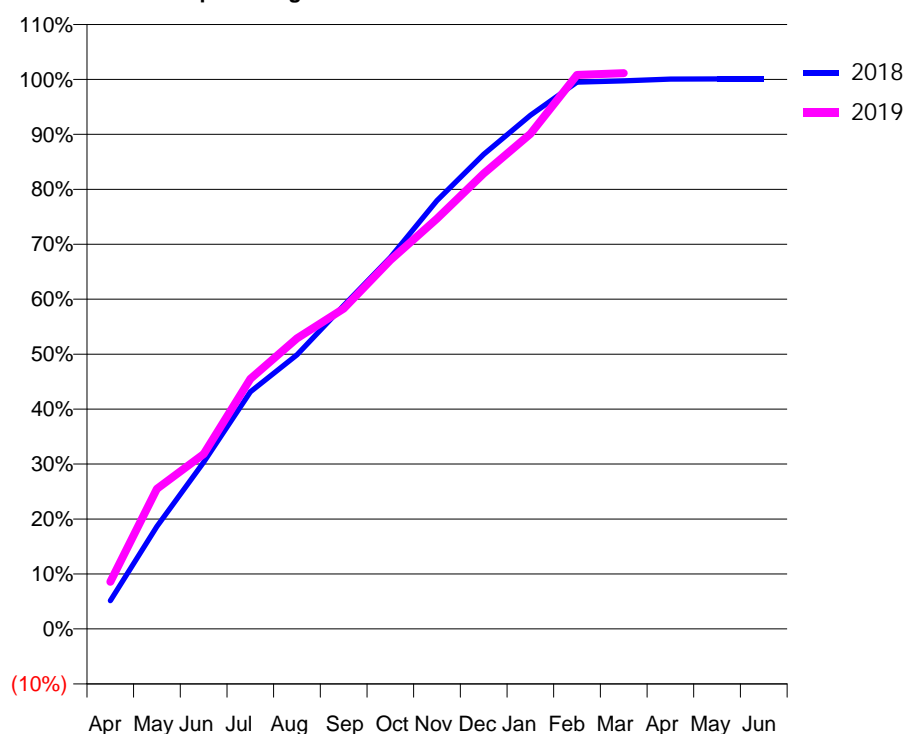
### Q44 - Vital Signs Orthodontic At a Glance Contract Report for 187445/0001 - March 2019

Name or company name	Russell, Cumberbirch and Hain	18/19 Contracted general activity (UDA)	0
Contract type name	PDS Contract	Carry forward general activity (UDA)	0
Purpose of contract	General and Orthodontic	18/19 Contracted orthodontic activity (UOA)	13,029
Contract start date	01/04/2012	Carry forward orthodontic activity (UOA)	0
Contract end date	01/09/2020	Baseline contract value	£894,098.67

ACCESS	Contract	England and Wales
24 month ratio of assessments to patient IDs	1.02	1.08

ACTIVITY	Contract
Contract assess and fit appliances (case starts) as a percentage of Area Team case starts	10.7 %

Cumulative percentage of contracted UOA delivered 2018 & 2019



Month	Adjusted Scheduled Activity (UOA)		
	2017	2018	2019
April	1,422	672	1,118
May	3,688	2,431	3,321
June	4,806	3,951	4,147
July	6,445	5,623	5,930
August	7,302	6,498	6,887
September	8,098	7,667	7,593
October	9,180	8,809	8,744
November	10,269	10,153	9,727
December	11,208	11,252	10,796
January	12,302	12,178	11,737
February	12,992	12,964	13,135
March	13,049	12,994	13,177
April	13,098	13,036	
May	13,098	13,037	
June	13,098	13,037	

#### QUANTITY METRICS (rolling 12 month period)

	Contract Quantity	Contract Base Number	Contract *	Area Team	Region	England
% of all assessments that were assess and fit appliances (case starts)	627	813	77.1%	67.3%	63.0%	59.2%
% of all assessments that were assess and refuse	15	813	1.8%	7.3%	11.1%	12.0%
% of all assessments that were assess and review	171	813	21.0%	25.4%	25.8%	28.8%
% of case starts with a reported IOTN of 3 and Aesthetic Component of 5 or below	0	627	N/A	0.0%	0.1%	0.1%
% of case starts with a reported IOTN of 3 and Aesthetic Component of 6 or above	46	627	7.3%	6.7%	3.7%	3.9%
% of case starts with a reported IOTN of 4	473	627	75.4%	73.4%	79.2%	77.6%
% of case starts with a reported IOTN of 5	101	627	16.1%	19.4%	16.4%	16.7 %
% of concluded courses in receipt of dual-arch fixed appliances	446	590	75.6%	80.3%	75.4%	72.9%
% of concluded courses where treatment was abandoned or discontinued	53	590	9.0%	6.1%	8.8%	8.7%
% of patients satisfied with the treatment they have received	13	13	100.0%	97.9%	96.4%	95.7%

\* Figures in italics indicate that the base number is less than 100.

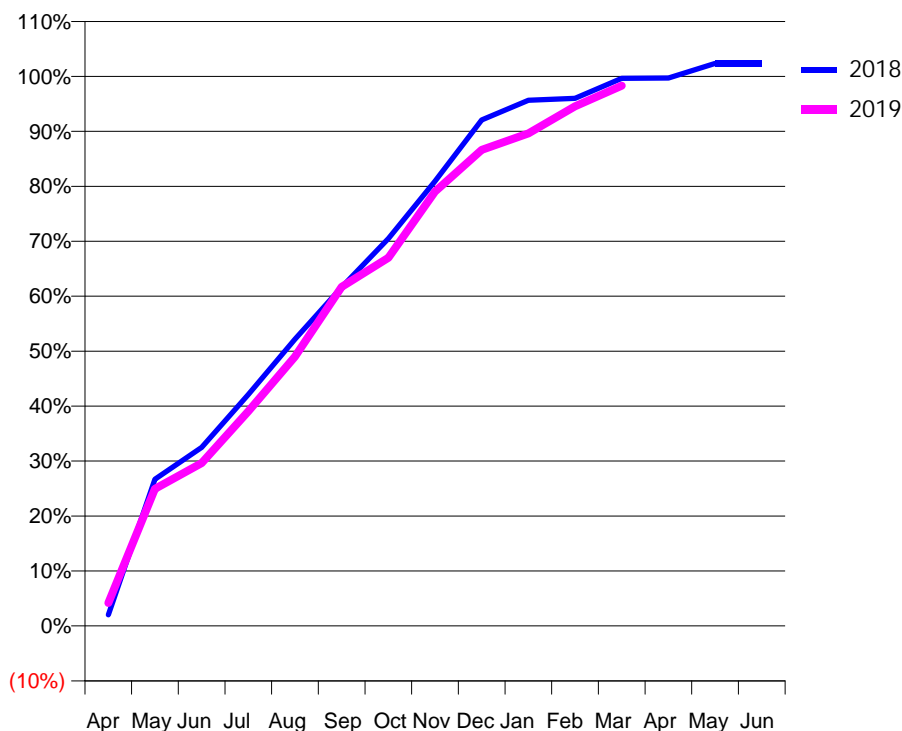
### Q44 - Vital Signs Orthodontic At a Glance Contract Report for 194468/0001 - March 2019

Name or company name	West House (AOM) LTD	18/19 Contracted general activity (UDA)	0
Contract type name	PDS Contract	Carry forward general activity (UDA)	0
Purpose of contract	General and Orthodontic	18/19 Contracted orthodontic activity (UOA)	9,614
Contract start date	01/04/2011	Carry forward orthodontic activity (UOA)	0
Contract end date	01/09/2020	Baseline contract value	£642,092.33

ACCESS	Contract	England and Wales
24 month ratio of assessments to patient IDs	1.08	1.08

ACTIVITY	Contract
Contract assess and fit appliances (case starts) as a percentage of Area Team case starts	7.7 %

Cumulative percentage of contracted UOA delivered 2018 & 2019



Month	Adjusted Scheduled Activity (UOA)		
	2017	2018	2019
April	233	195	402
May	830	2,567	2,400
June	1,655	3,124	2,850
July	1,981	4,051	3,755
August	3,358	5,015	4,712
September	4,325	5,924	5,931
October	4,325	6,776	6,440
November	5,436	7,778	7,598
December	6,973	8,852	8,327
January	7,783	9,196	8,617
February	9,054	9,229	9,089
March	9,397	9,577	9,449
April	9,633	9,585	
May	9,635	9,840	
June	9,635	9,840	

#### QUANTITY METRICS (rolling 12 month period)

	Contract Quantity	Contract Base Number	Contract *	Area Team	Region	England
% of all assessments that were assess and fit appliances (case starts)	453	716	63.3%	67.3%	63.0%	59.2%
% of all assessments that were assess and refuse	36	716	5.0%	7.3%	11.1%	12.0%
% of all assessments that were assess and review	227	716	31.7%	25.4%	25.8%	28.8%
% of case starts with a reported IOTN of 3 and Aesthetic Component of 5 or below	1	453	0.2%	0.0%	0.1%	0.1%
% of case starts with a reported IOTN of 3 and Aesthetic Component of 6 or above	48	453	10.6%	6.7%	3.7%	3.9%
% of case starts with a reported IOTN of 4	327	453	72.2%	73.4%	79.2%	77.6%
% of case starts with a reported IOTN of 5	77	453	17.0%	19.4%	16.4%	16.7 %
% of concluded courses in receipt of dual-arch fixed appliances	491	558	88.0%	80.3%	75.4%	72.9%
% of concluded courses where treatment was abandoned or discontinued	29	558	5.2%	6.1%	8.8%	8.7%
% of patients satisfied with the treatment they have received	2	3	66.7%	97.9%	96.4%	95.7%

\* Figures in italics indicate that the base number is less than 100.

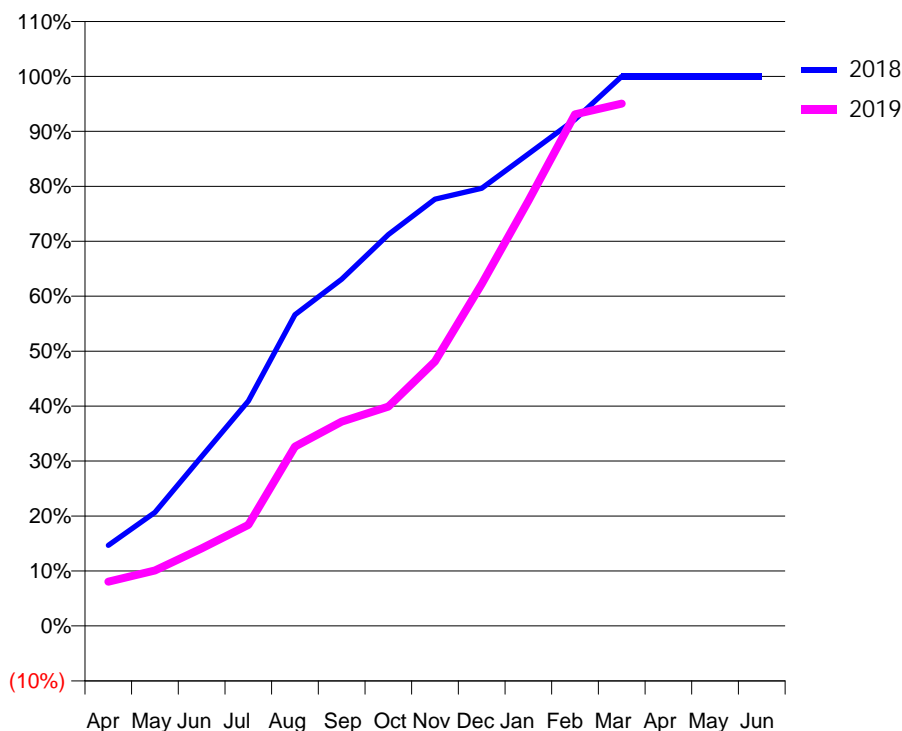
### Q44 - Vital Signs Orthodontic At a Glance Contract Report for 210153/0002 - March 2019

Name or company name	Latchford Dental Practice Ltd	18/19 Contracted general activity (UDA)	0
Contract type name	PDS Contract	Carry forward general activity (UDA)	0
Purpose of contract	Orthodontic	18/19 Contracted orthodontic activity (UOA)	1,070
Contract start date	01/04/2006	Carry forward orthodontic activity (UOA)	0
Contract end date	30/09/2020	Baseline contract value	£71,319.22

ACCESS	Contract	England and Wales
24 month ratio of assessments to patient IDs	1.09	1.08

ACTIVITY	Contract
Contract assess and fit appliances (case starts) as a percentage of Area Team case starts	0.8 %

Cumulative percentage of contracted UOA delivered 2018 & 2019



Month	Adjusted Scheduled Activity (UOA)		
	2017	2018	2019
April	27	157	86
May	154	221	108
June	198	330	151
July	243	438	197
August	353	606	349
September	526	675	398
October	527	762	427
November	659	831	515
December	809	852	666
January	835	919	828
February	1,048	986	996
March	1,069	1,070	1,017
April	1,070	1,070	
May	1,070	1,070	
June	1,070	1,070	

#### QUANTITY METRICS (rolling 12 month period)

	Contract Quantity	Contract Base Number	Contract *	Area Team	Region	England
% of all assessments that were assess and fit appliances (case starts)	46	97	47.4%	67.3%	63.0%	59.2%
% of all assessments that were assess and refuse	15	97	15.5%	7.3%	11.1%	12.0%
% of all assessments that were assess and review	36	97	37.1%	25.4%	25.8%	28.8%
% of case starts with a reported IOTN of 3 and Aesthetic Component of 5 or below	0	46	<i>N/A</i>	0.0%	0.1%	0.1%
% of case starts with a reported IOTN of 3 and Aesthetic Component of 6 or above	2	46	4.3%	6.7%	3.7%	3.9%
% of case starts with a reported IOTN of 4	38	46	82.6%	73.4%	79.2%	77.6%
% of case starts with a reported IOTN of 5	6	46	13.0%	19.4%	16.4%	16.7 %
% of concluded courses in receipt of dual-arch fixed appliances	39	49	79.6%	80.3%	75.4%	72.9%
% of concluded courses where treatment was abandoned or discontinued	10	49	20.4%	6.1%	8.8%	8.7%
% of patients satisfied with the treatment they have received	1	1	100.0%	97.9%	96.4%	95.7%

\* Figures in italics indicate that the base number is less than 100.

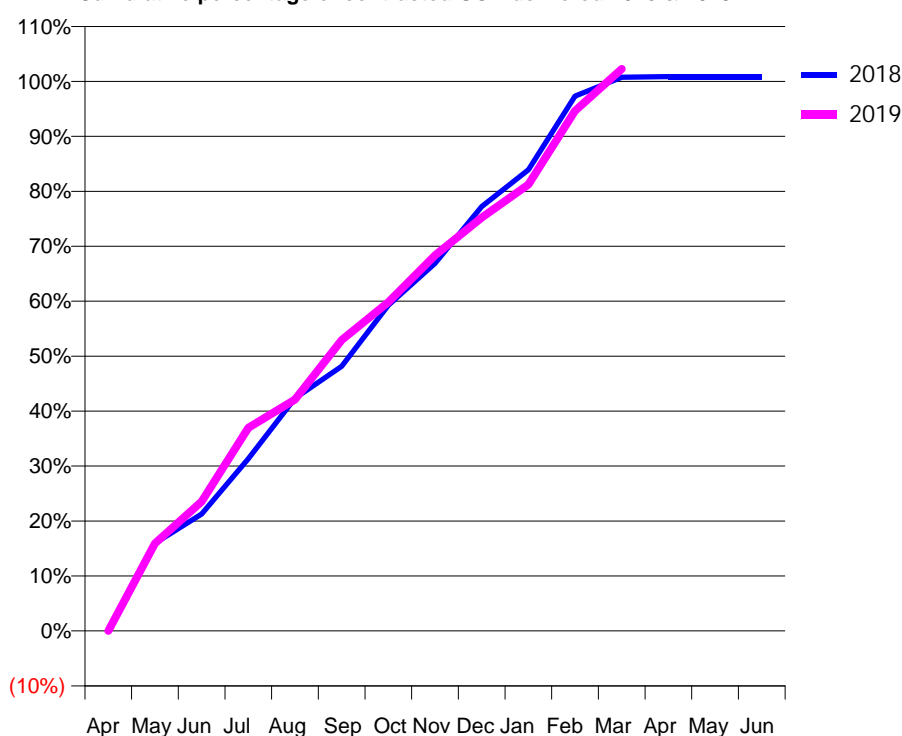
### Q44 - Vital Signs Orthodontic At a Glance Contract Report for 336351/0001 - March 2019

Name or company name	MISS MM EVANS	18/19 Contracted general activity (UDA)	0
Contract type name	PDS Contract	Carry forward general activity (UDA)	0
Purpose of contract	General and Orthodontic	18/19 Contracted orthodontic activity (UOA)	2,568
Contract start date	01/04/2006	Carry forward orthodontic activity (UOA)	0
Contract end date	01/09/2020	Baseline contract value	£171,246.78

ACCESS	Contract	England and Wales
24 month ratio of assessments to patient IDs	1.04	1.08

ACTIVITY	Contract
Contract assess and fit appliances (case starts) as a percentage of Area Team case starts	2.1 %

Cumulative percentage of contracted UOA delivered 2018 & 2019



Month	Adjusted Scheduled Activity (UOA)		
	2017	2018	2019
April	260	0	0
May	412	410	409
June	436	546	605
July	852	805	950
August	1,213	1,087	1,081
September	1,447	1,237	1,360
October	1,447	1,522	1,537
November	1,894	1,718	1,755
December	2,196	1,983	1,931
January	2,346	2,155	2,086
February	2,500	2,499	2,430
March	2,545	2,587	2,626
April	2,569	2,590	
May	2,571	2,590	
June	2,571	2,590	

### QUANTITY METRICS (rolling 12 month period)

	Contract Quantity	Contract Base Number	Contract *	Area Team	Region	England
% of all assessments that were assess and fit appliances (case starts)	122	204	59.8%	67.3%	63.0%	59.2%
% of all assessments that were assess and refuse	27	204	13.2%	7.3%	11.1%	12.0%
% of all assessments that were assess and review	55	204	27.0%	25.4%	25.8%	28.8%
% of case starts with a reported IOTN of 3 and Aesthetic Component of 5 or below	0	122	N/A	0.0%	0.1%	0.1%
% of case starts with a reported IOTN of 3 and Aesthetic Component of 6 or above	0	122	N/A	6.7%	3.7%	3.9%
% of case starts with a reported IOTN of 4	96	122	78.7%	73.4%	79.2%	77.6%
% of case starts with a reported IOTN of 5	20	122	16.4%	19.4%	16.4%	16.7 %
% of concluded courses in receipt of dual-arch fixed appliances	112	180	62.2%	80.3%	75.4%	72.9%
% of concluded courses where treatment was abandoned or discontinued	22	180	12.2%	6.1%	8.8%	8.7%
% of patients satisfied with the treatment they have received	1	1	100.0%	97.9%	96.4%	95.7%

\* Figures in italics indicate that the base number is less than 100.

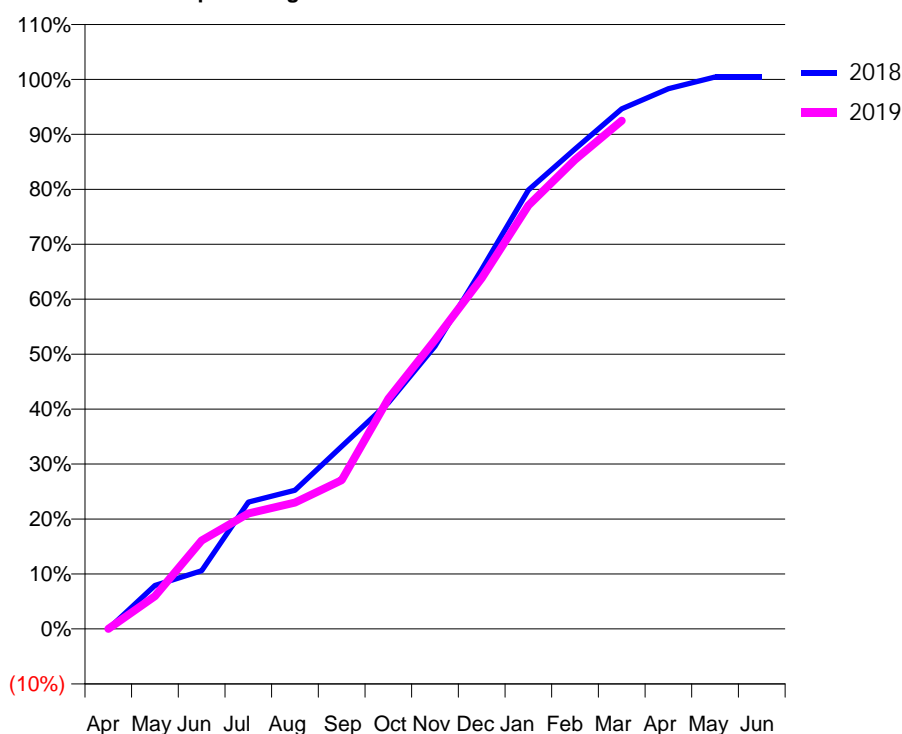
### Q44 - Vital Signs Orthodontic At a Glance Contract Report for 363340/0007 - March 2019

Name or company name	MISS SA HEPENSTAL	18/19 Contracted general activity (UDA)	0
Contract type name	PDS Contract	Carry forward general activity (UDA)	0
Purpose of contract	General and Orthodontic	18/19 Contracted orthodontic activity (UOA)	3,235
Contract start date	01/01/2011	Carry forward orthodontic activity (UOA)	0
Contract end date	30/09/2020	Baseline contract value	£223,357.66

ACCESS	Contract	England and Wales
24 month ratio of assessments to patient IDs	1.07	1.08

ACTIVITY	Contract
Contract assess and fit appliances (case starts) as a percentage of Area Team case starts	2.6 %

Cumulative percentage of contracted UOA delivered 2018 & 2019



Month	Adjusted Scheduled Activity (UOA)		
	2017	2018	2019
April	63	0	0
May	349	256	193
June	485	343	521
July	921	747	680
August	1,016	816	744
September	1,038	1,074	876
October	1,473	1,332	1,355
November	1,798	1,664	1,701
December	2,033	2,117	2,065
January	2,331	2,584	2,494
February	2,523	2,825	2,761
March	2,933	3,061	2,991
April	3,273	3,180	
May	3,276	3,249	
June	3,276	3,249	

#### QUANTITY METRICS (rolling 12 month period)

	Contract Quantity	Contract Base Number	Contract *	Area Team	Region	England
% of all assessments that were assess and fit appliances (case starts)	155	268	57.8%	67.3%	63.0%	59.2%
% of all assessments that were assess and refuse	19	268	7.1%	7.3%	11.1%	12.0%
% of all assessments that were assess and review	94	268	35.1%	25.4%	25.8%	28.8%
% of case starts with a reported IOTN of 3 and Aesthetic Component of 5 or below	0	155	N/A	0.0%	0.1%	0.1%
% of case starts with a reported IOTN of 3 and Aesthetic Component of 6 or above	1	155	0.6%	6.7%	3.7%	3.9%
% of case starts with a reported IOTN of 4	105	155	67.7%	73.4%	79.2%	77.6%
% of case starts with a reported IOTN of 5	47	155	30.3%	19.4%	16.4%	16.7 %
% of concluded courses in receipt of dual-arch fixed appliances	115	145	79.3%	80.3%	75.4%	72.9%
% of concluded courses where treatment was abandoned or discontinued	13	145	9.0%	6.1%	8.8%	8.7%
% of patients satisfied with the treatment they have received	1	1	100.0%	97.9%	96.4%	95.7%

\* Figures in italics indicate that the base number is less than 100.

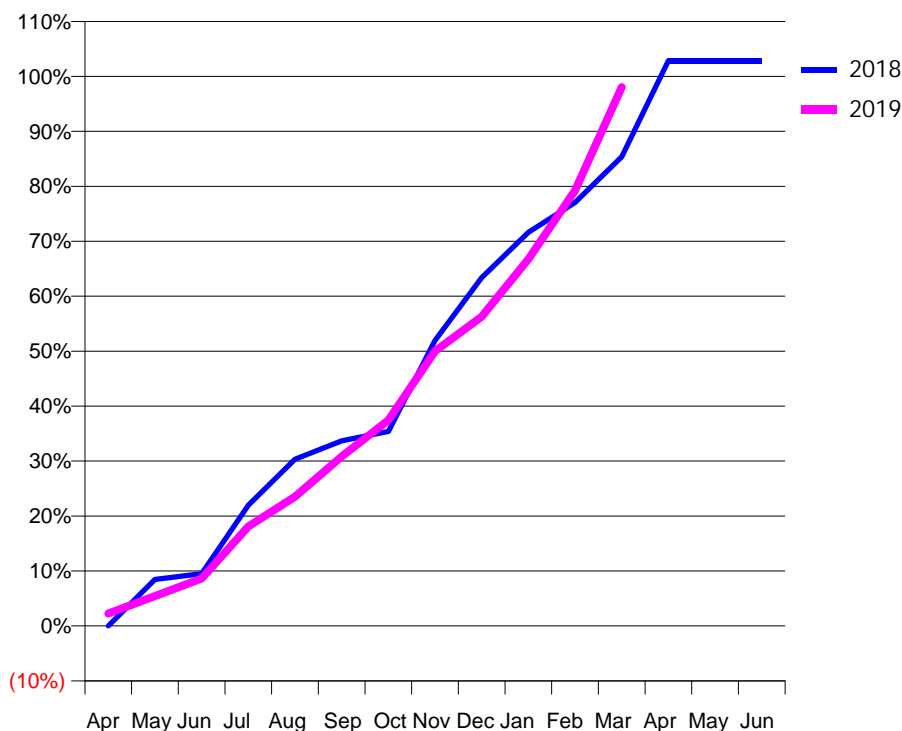
### Q44 - Vital Signs Orthodontic At a Glance Contract Report for 675857/0001 - March 2019

Name or company name	MR JW DWYER	18/19 Contracted general activity (UDA)	0
Contract type name	PDS Contract	Carry forward general activity (UDA)	0
Purpose of contract	General and Orthodontic	18/19 Contracted orthodontic activity (UOA)	2,048
Contract start date	01/04/2010	Carry forward orthodontic activity (UOA)	0
Contract end date	01/09/2020	Baseline contract value	£136,541.09

ACCESS	Contract	England and Wales
24 month ratio of assessments to patient IDs	1.02	1.08

ACTIVITY	Contract
Contract assess and fit appliances (case starts) as a percentage of Area Team case starts	1.9 %

Cumulative percentage of contracted UOA delivered 2018 & 2019



Month	Adjusted Scheduled Activity (UOA)		
	2017	2018	2019
April	55	0	47
May	334	173	112
June	334	195	177
July	530	450	371
August	617	621	482
September	922	690	632
October	1,189	725	767
November	1,402	1,064	1,024
December	1,511	1,298	1,153
January	1,682	1,467	1,368
February	1,791	1,578	1,623
March	1,938	1,749	2,008
April	2,064	2,107	
May	2,064	2,107	
June	2,064	2,107	

#### QUANTITY METRICS (rolling 12 month period)

	Contract Quantity	Contract Base Number	Contract *	Area Team	Region	England
% of all assessments that were assess and fit appliances (case starts)	112	159	70.4%	67.3%	63.0%	59.2%
% of all assessments that were assess and refuse	15	159	9.4%	7.3%	11.1%	12.0%
% of all assessments that were assess and review	32	159	20.1%	25.4%	25.8%	28.8%
% of case starts with a reported IOTN of 3 and Aesthetic Component of 5 or below	0	112	N/A	0.0%	0.1%	0.1%
% of case starts with a reported IOTN of 3 and Aesthetic Component of 6 or above	5	112	4.5%	6.7%	3.7%	3.9%
% of case starts with a reported IOTN of 4	78	112	69.6%	73.4%	79.2%	77.6%
% of case starts with a reported IOTN of 5	28	112	25.0%	19.4%	16.4%	16.7 %
% of concluded courses in receipt of dual-arch fixed appliances	109	131	83.2%	80.3%	75.4%	72.9%
% of concluded courses where treatment was abandoned or discontinued	14	131	10.7%	6.1%	8.8%	8.7%
% of patients satisfied with the treatment they have received	3	3	100.0%	97.9%	96.4%	95.7%

\* Figures in italics indicate that the base number is less than 100.



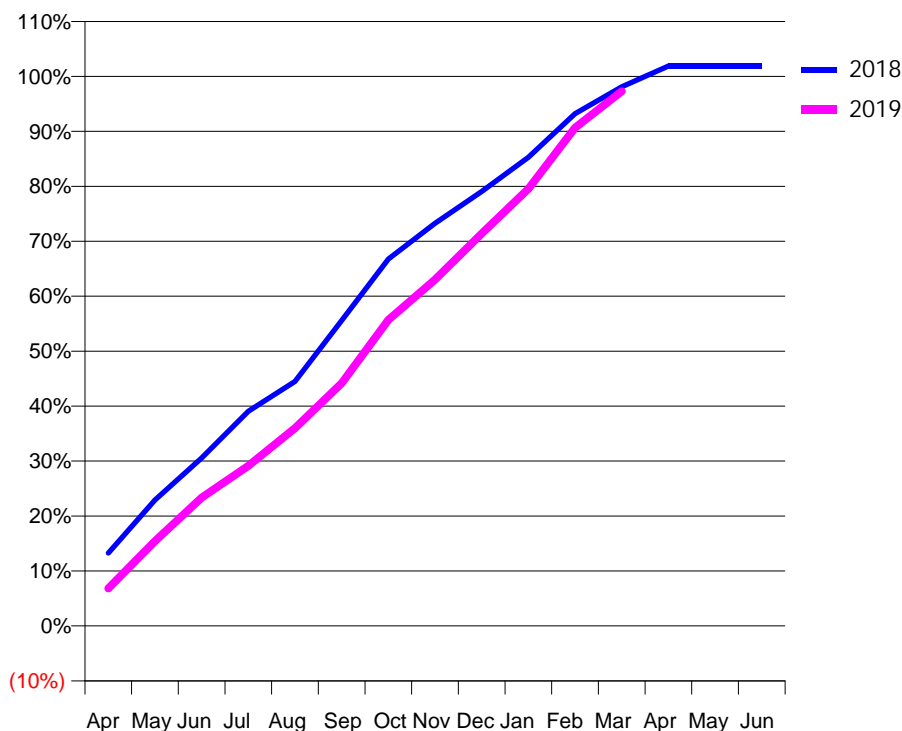
### Q44 - Vital Signs Orthodontic At a Glance Contract Report for 678015/0001 - March 2019

Name or company name	Cedar House Orthodontic Practice Limited	18/19 Contracted general activity (UDA)	0
Contract type name	PDS Contract	Carry forward general activity (UDA)	0
Purpose of contract	General and Orthodontic	18/19 Contracted orthodontic activity (UOA)	10,036
Contract start date	13/06/2014	Carry forward orthodontic activity (UOA)	0
Contract end date	01/09/2020	Baseline contract value	£695,745.01

ACCESS	Contract	England and Wales
24 month ratio of assessments to patient IDs	1.03	1.08

ACTIVITY	Contract
Contract assess and fit appliances (case starts) as a percentage of Area Team case starts	8.0 %

Cumulative percentage of contracted UOA delivered 2018 & 2019



Month	Adjusted Scheduled Activity (UOA)		
	2017	2018	2019
April	818	1,331	686
May	1,671	2,298	1,548
June	2,495	3,068	2,344
July	3,085	3,923	2,923
August	4,505	4,466	3,611
September	5,121	5,579	4,432
October	6,277	6,701	5,591
November	6,806	7,352	6,323
December	7,705	7,933	7,164
January	8,311	8,559	7,981
February	8,926	9,354	9,098
March	9,763	9,845	9,763
April	10,037	10,225	
May	10,037	10,226	
June	10,037	10,226	

#### QUANTITY METRICS (rolling 12 month period)

	Contract Quantity	Contract Base Number	Contract *	Area Team	Region	England
% of all assessments that were assess and fit appliances (case starts)	472	724	65.2%	67.3%	63.0%	59.2%
% of all assessments that were assess and refuse	76	724	10.5%	7.3%	11.1%	12.0%
% of all assessments that were assess and review	176	724	24.3%	25.4%	25.8%	28.8%
% of case starts with a reported IOTN of 3 and Aesthetic Component of 5 or below	0	472	N/A	0.0%	0.1%	0.1%
% of case starts with a reported IOTN of 3 and Aesthetic Component of 6 or above	29	472	6.1%	6.7%	3.7%	3.9%
% of case starts with a reported IOTN of 4	330	472	69.9%	73.4%	79.2%	77.6%
% of case starts with a reported IOTN of 5	111	472	23.5%	19.4%	16.4%	16.7 %
% of concluded courses in receipt of dual-arch fixed appliances	437	480	91.0%	80.3%	75.4%	72.9%
% of concluded courses where treatment was abandoned or discontinued	30	480	6.3%	6.1%	8.8%	8.7%
% of patients satisfied with the treatment they have received	11	11	100.0%	97.9%	96.4%	95.7%

\* Figures in italics indicate that the base number is less than 100.

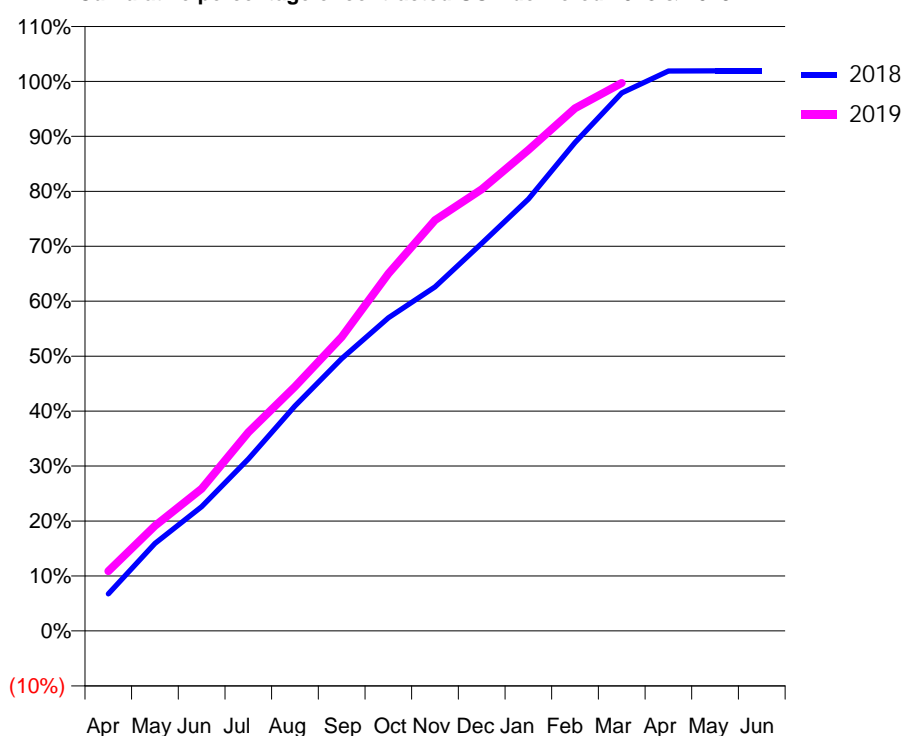
### Q44 - Vital Signs Orthodontic At a Glance Contract Report for 678015/0002 - March 2019

Name or company name	Cedar House Orthodontic Practice Limited	18/19 Contracted general activity (UDA)	0
Contract type name	PDS Contract	Carry forward general activity (UDA)	0
Purpose of contract	General and Orthodontic	18/19 Contracted orthodontic activity (UOA)	10,000
Contract start date	13/06/2014	Carry forward orthodontic activity (UOA)	0
Contract end date	01/09/2020	Baseline contract value	£598,215.08

ACCESS	Contract	England and Wales
24 month ratio of assessments to patient IDs	1.03	1.08

ACTIVITY	Contract
Contract assess and fit appliances (case starts) as a percentage of Area Team case starts	8.2 %

Cumulative percentage of contracted UOA delivered 2018 & 2019



Month	Adjusted Scheduled Activity (UOA)		
	2017	2018	2019
April	795	675	1,089
May	1,514	1,590	1,912
June	2,332	2,263	2,587
July	2,663	3,130	3,618
August	4,006	4,093	4,448
September	4,930	4,954	5,350
October	5,744	5,696	6,503
November	6,400	6,259	7,475
December	7,120	7,053	8,037
January	8,071	7,858	8,751
February	8,940	8,887	9,508
March	9,860	9,789	9,969
April	10,001	10,189	
May	10,001	10,190	
June	10,001	10,190	

### QUANTITY METRICS (rolling 12 month period)

	Contract Quantity	Contract Base Number	Contract *	Area Team	Region	England
% of all assessments that were assess and fit appliances (case starts)	481	803	59.9%	67.3%	63.0%	59.2%
% of all assessments that were assess and refuse	111	803	13.8%	7.3%	11.1%	12.0%
% of all assessments that were assess and review	211	803	26.3%	25.4%	25.8%	28.8%
% of case starts with a reported IOTN of 3 and Aesthetic Component of 5 or below	0	481	N/A	0.0%	0.1%	0.1%
% of case starts with a reported IOTN of 3 and Aesthetic Component of 6 or above	31	481	6.4%	6.7%	3.7%	3.9%
% of case starts with a reported IOTN of 4	346	481	71.9%	73.4%	79.2%	77.6%
% of case starts with a reported IOTN of 5	104	481	21.6%	19.4%	16.4%	16.7 %
% of concluded courses in receipt of dual-arch fixed appliances	457	497	92.0%	80.3%	75.4%	72.9%
% of concluded courses where treatment was abandoned or discontinued	25	497	5.0%	6.1%	8.8%	8.7%
% of patients satisfied with the treatment they have received	9	9	100.0%	97.9%	96.4%	95.7%

\* Figures in italics indicate that the base number is less than 100.

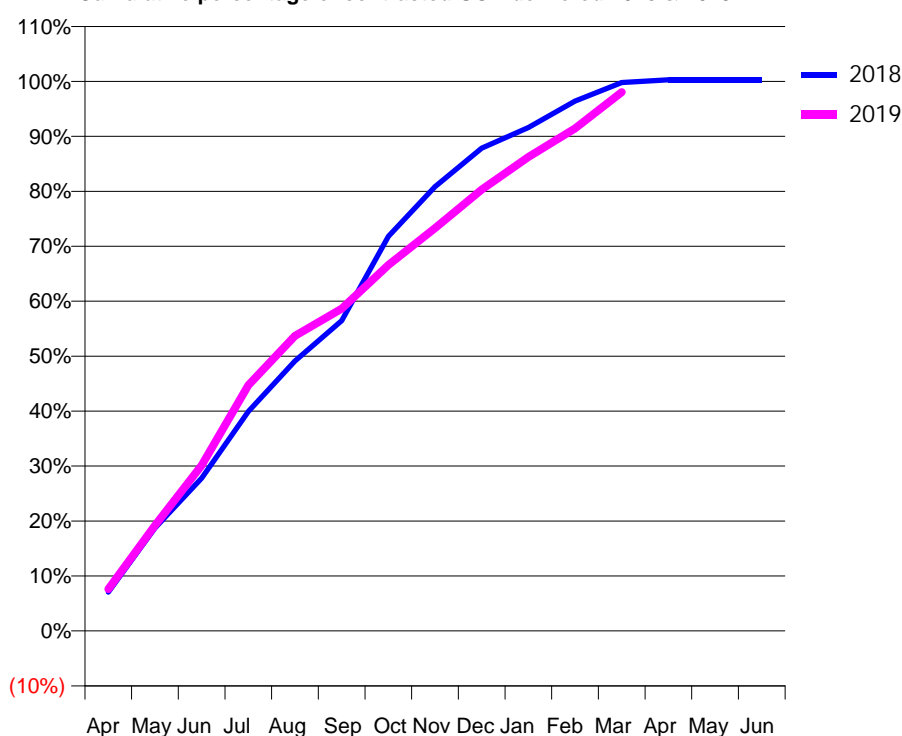
### Q44 - Vital Signs Orthodontic At a Glance Contract Report for 736422/0001 - March 2019

Name or company name	MR CI LOWE	18/19 Contracted general activity (UDA)	0
Contract type name	PDS Contract	Carry forward general activity (UDA)	0
Purpose of contract	General and Orthodontic	18/19 Contracted orthodontic activity (UOA)	16,355
Contract start date	01/04/2006	Carry forward orthodontic activity (UOA)	0
Contract end date	31/03/2020	Baseline contract value	£1,151,888.30

ACCESS	Contract	England and Wales
24 month ratio of assessments to patient IDs	1.04	1.08

ACTIVITY	Contract
Contract assess and fit appliances (case starts) as a percentage of Area Team case starts	13.0 %

Cumulative percentage of contracted UOA delivered 2018 & 2019



Month	Adjusted Scheduled Activity (UOA)		
	2017	2018	2019
April	969	1,155	1,246
May	2,463	3,060	3,138
June	3,714	4,548	4,926
July	5,187	6,532	7,313
August	6,867	8,034	8,783
September	9,151	9,232	9,591
October	10,665	11,743	10,887
November	12,627	13,218	11,985
December	13,666	14,365	13,134
January	14,475	14,982	14,109
February	15,569	15,766	14,951
March	16,229	16,317	16,037
April	16,405	16,402	
May	16,405	16,402	
June	16,405	16,402	

#### QUANTITY METRICS (rolling 12 month period)

	Contract Quantity	Contract Base Number	Contract *	Area Team	Region	England
% of all assessments that were assess and fit appliances (case starts)	764	874	87.4%	67.3%	63.0%	59.2%
% of all assessments that were assess and refuse	14	874	1.6%	7.3%	11.1%	12.0%
% of all assessments that were assess and review	96	874	11.0%	25.4%	25.8%	28.8%
% of case starts with a reported IOTN of 3 and Aesthetic Component of 5 or below	0	764	N/A	0.0%	0.1%	0.1%
% of case starts with a reported IOTN of 3 and Aesthetic Component of 6 or above	56	764	7.3%	6.7%	3.7%	3.9%
% of case starts with a reported IOTN of 4	525	764	68.7%	73.4%	79.2%	77.6%
% of case starts with a reported IOTN of 5	181	764	23.7%	19.4%	16.4%	16.7%
% of concluded courses in receipt of dual-arch fixed appliances	857	981	87.4%	80.3%	75.4%	72.9%
% of concluded courses where treatment was abandoned or discontinued	87	981	8.9%	6.1%	8.8%	8.7%
% of patients satisfied with the treatment they have received	24	25	96.0%	97.9%	96.4%	95.7%

\* Figures in italics indicate that the base number is less than 100.

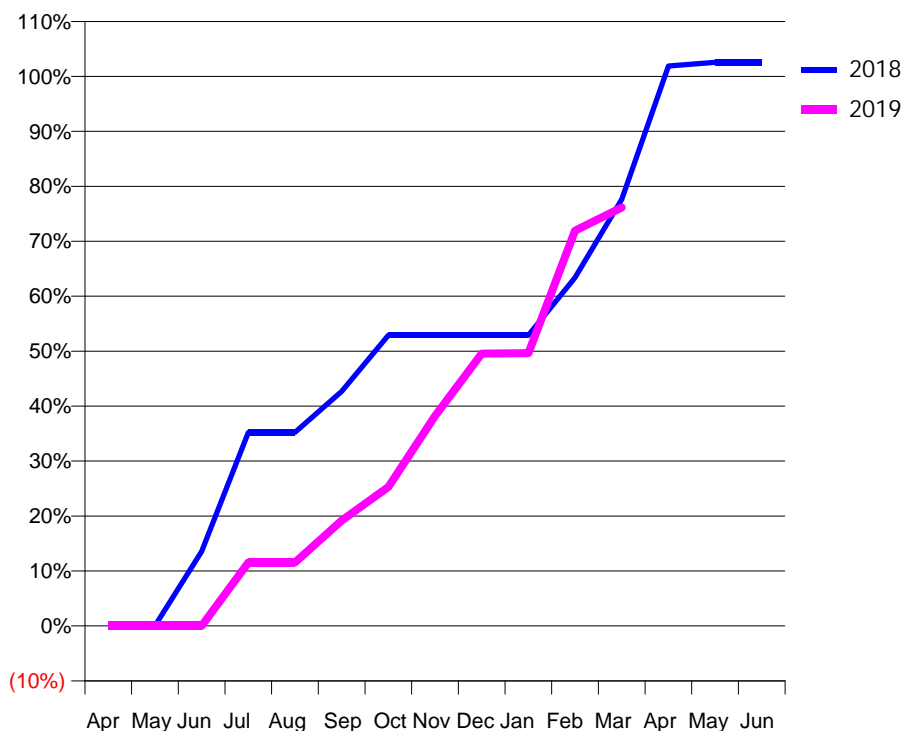
### Q44 - Vital Signs Orthodontic At a Glance Contract Report for 745596/0001 - March 2019

Name or company name	MR JP MEISNER	18/19 Contracted general activity (UDA)	0
Contract type name	PDS Contract	Carry forward general activity (UDA)	0
Purpose of contract	General and Orthodontic	18/19 Contracted orthodontic activity (UOA)	3,131
Contract start date	01/04/2006	Carry forward orthodontic activity (UOA)	0
Contract end date	01/09/2020	Baseline contract value	£208,787.79

ACCESS	Contract	England and Wales
24 month ratio of assessments to patient IDs	1.08	1.08

ACTIVITY	Contract
Contract assess and fit appliances (case starts) as a percentage of Area Team case starts	2.6 %

Cumulative percentage of contracted UOA delivered 2018 & 2019



Month	Adjusted Scheduled Activity (UOA)		
	2017	2018	2019
April	-45	0	0
May	-45	0	0
June	-45	424	0
July	1,027	1,103	362
August	1,027	1,103	362
September	1,362	1,336	601
October	1,362	1,657	792
November	1,936	1,657	1,196
December	2,417	1,657	1,551
January	2,417	1,657	1,554
February	2,961	1,984	2,252
March	3,087	2,430	2,384
April	3,131	3,190	
May	3,131	3,211	
June	3,131	3,211	

#### QUANTITY METRICS (rolling 12 month period)

	Contract Quantity	Contract Base Number	Contract *	Area Team	Region	England
% of all assessments that were assess and fit appliances (case starts)	150	199	75.4%	67.3%	63.0%	59.2%
% of all assessments that were assess and refuse	16	199	8.0%	7.3%	11.1%	12.0%
% of all assessments that were assess and review	33	199	16.6%	25.4%	25.8%	28.8%
% of case starts with a reported IOTN of 3 and Aesthetic Component of 5 or below	0	150	N/A	0.0%	0.1%	0.1%
% of case starts with a reported IOTN of 3 and Aesthetic Component of 6 or above	3	150	2.0%	6.7%	3.7%	3.9%
% of case starts with a reported IOTN of 4	105	150	70.0%	73.4%	79.2%	77.6%
% of case starts with a reported IOTN of 5	41	150	27.3%	19.4%	16.4%	16.7 %
% of concluded courses in receipt of dual-arch fixed appliances	100	117	85.5%	80.3%	75.4%	72.9%
% of concluded courses where treatment was abandoned or discontinued	5	117	4.3%	6.1%	8.8%	8.7%
% of patients satisfied with the treatment they have received	3	3	100.0%	97.9%	96.4%	95.7%

\* Figures in italics indicate that the base number is less than 100.

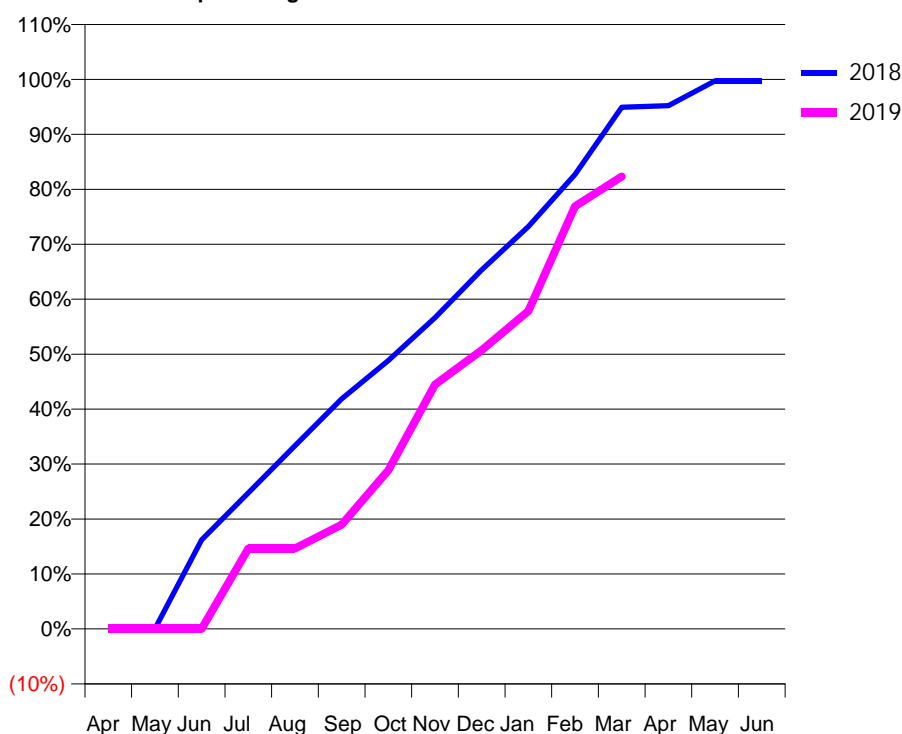
### Q44 - Vital Signs Orthodontic At a Glance Contract Report for 745596/0002 - March 2019

Name or company name	MR JP MEISNER	18/19 Contracted general activity (UDA)	0
Contract type name	PDS Contract	Carry forward general activity (UDA)	0
Purpose of contract	General and Orthodontic	18/19 Contracted orthodontic activity (UOA)	2,479
Contract start date	01/04/2006	Carry forward orthodontic activity (UOA)	0
Contract end date	01/09/2020	Baseline contract value	£154,702.28

ACCESS	Contract	England and Wales
24 month ratio of assessments to patient IDs	1.03	1.08

ACTIVITY	Contract
Contract assess and fit appliances (case starts) as a percentage of Area Team case starts	1.7 %

Cumulative percentage of contracted UOA delivered 2018 & 2019



Month	Adjusted Scheduled Activity (UOA)		
	2017	2018	2019
April	-10	0	0
May	-10	0	0
June	-10	402	0
July	781	614	363
August	781	826	363
September	984	1,038	471
October	984	1,211	716
November	1,359	1,404	1,102
December	1,760	1,620	1,257
January	1,760	1,815	1,434
February	2,376	2,050	1,906
March	2,377	2,353	2,041
April	2,491	2,360	
May	2,491	2,472	
June	2,492	2,472	

#### QUANTITY METRICS (rolling 12 month period)

	Contract Quantity	Contract Base Number	Contract *	Area Team	Region	England
% of all assessments that were assess and fit appliances (case starts)	100	182	54.9%	67.3%	63.0%	59.2%
% of all assessments that were assess and refuse	40	182	22.0%	7.3%	11.1%	12.0%
% of all assessments that were assess and review	42	182	23.1%	25.4%	25.8%	28.8%
% of case starts with a reported IOTN of 3 and Aesthetic Component of 5 or below	0	100	N/A	0.0%	0.1%	0.1%
% of case starts with a reported IOTN of 3 and Aesthetic Component of 6 or above	4	100	4.0%	6.7%	3.7%	3.9%
% of case starts with a reported IOTN of 4	73	100	73.0%	73.4%	79.2%	77.6%
% of case starts with a reported IOTN of 5	23	100	23.0%	19.4%	16.4%	16.7 %
% of concluded courses in receipt of dual-arch fixed appliances	80	93	86.0%	80.3%	75.4%	72.9%
% of concluded courses where treatment was abandoned or discontinued	2	93	2.2%	6.1%	8.8%	8.7%
% of patients satisfied with the treatment they have received	1	1	100.0%	97.9%	96.4%	95.7%

\* Figures in italics indicate that the base number is less than 100.

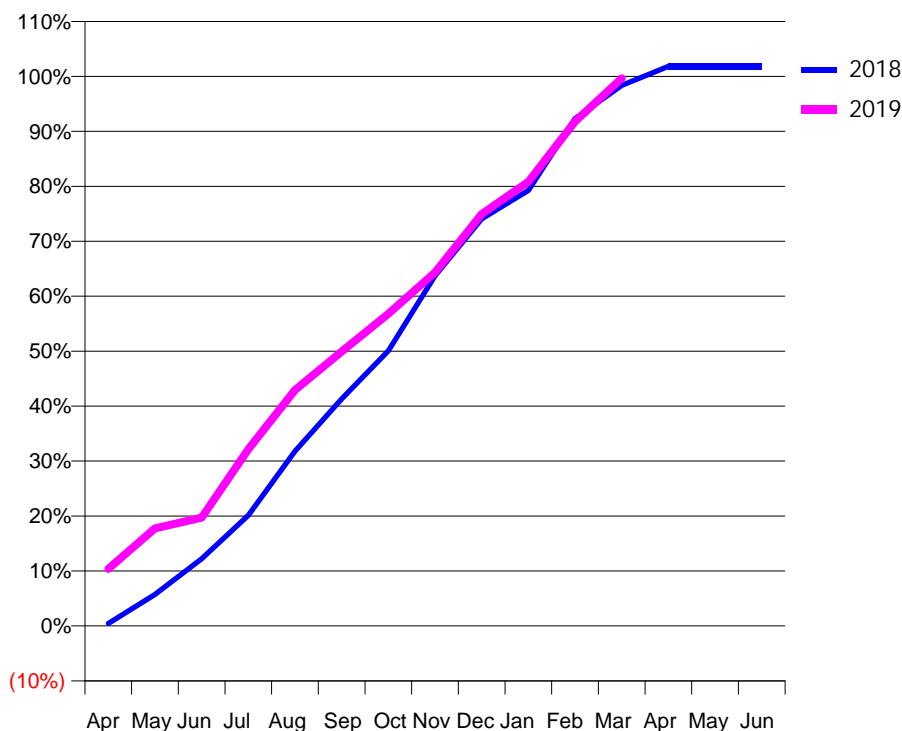
### Q44 - Vital Signs Orthodontic At a Glance Contract Report for 751928/0001 - March 2019

Name or company name	MISS JR GLEDHILL	18/19 Contracted general activity (UDA)	0
Contract type name	PDS Contract	Carry forward general activity (UDA)	0
Purpose of contract	General and Orthodontic	18/19 Contracted orthodontic activity (UOA)	11,958
Contract start date	01/04/2006	Carry forward orthodontic activity (UOA)	0
Contract end date	31/03/2020	Baseline contract value	£815,984.98

ACCESS	Contract	England and Wales
24 month ratio of assessments to patient IDs	1.09	1.08

ACTIVITY	Contract
Contract assess and fit appliances (case starts) as a percentage of Area Team case starts	9.6 %

Cumulative percentage of contracted UOA delivered 2018 & 2019



Month	Adjusted Scheduled Activity (UOA)		
	2017	2018	2019
April	531	54	1,241
May	1,079	682	2,123
June	2,168	1,461	2,357
July	3,010	2,408	3,846
August	3,963	3,802	5,131
September	4,059	4,939	5,970
October	5,167	5,988	6,791
November	6,331	7,620	7,692
December	7,502	8,857	8,961
January	8,617	9,478	9,666
February	9,919	11,037	10,975
March	10,972	11,762	11,913
April	12,003	12,174	
May	12,064	12,179	
June	12,064	12,179	

### QUANTITY METRICS (rolling 12 month period)

	Contract Quantity	Contract Base Number	Contract *	Area Team	Region	England
% of all assessments that were assess and fit appliances (case starts)	565	1,077	52.5%	67.3%	63.0%	59.2%
% of all assessments that were assess and refuse	8	1,077	0.7%	7.3%	11.1%	12.0%
% of all assessments that were assess and review	504	1,077	46.8%	25.4%	25.8%	28.8%
% of case starts with a reported IOTN of 3 and Aesthetic Component of 5 or below	0	565	N/A	0.0%	0.1%	0.1%
% of case starts with a reported IOTN of 3 and Aesthetic Component of 6 or above	33	565	5.8%	6.7%	3.7%	3.9%
% of case starts with a reported IOTN of 4	453	565	80.2%	73.4%	79.2%	77.6%
% of case starts with a reported IOTN of 5	79	565	14.0%	19.4%	16.4%	16.7 %
% of concluded courses in receipt of dual-arch fixed appliances	3	550	0.5%	80.3%	75.4%	72.9%
% of concluded courses where treatment was abandoned or discontinued	12	550	2.2%	6.1%	8.8%	8.7%
% of patients satisfied with the treatment they have received	8	8	100.0%	97.9%	96.4%	95.7%

\* Figures in italics indicate that the base number is less than 100.

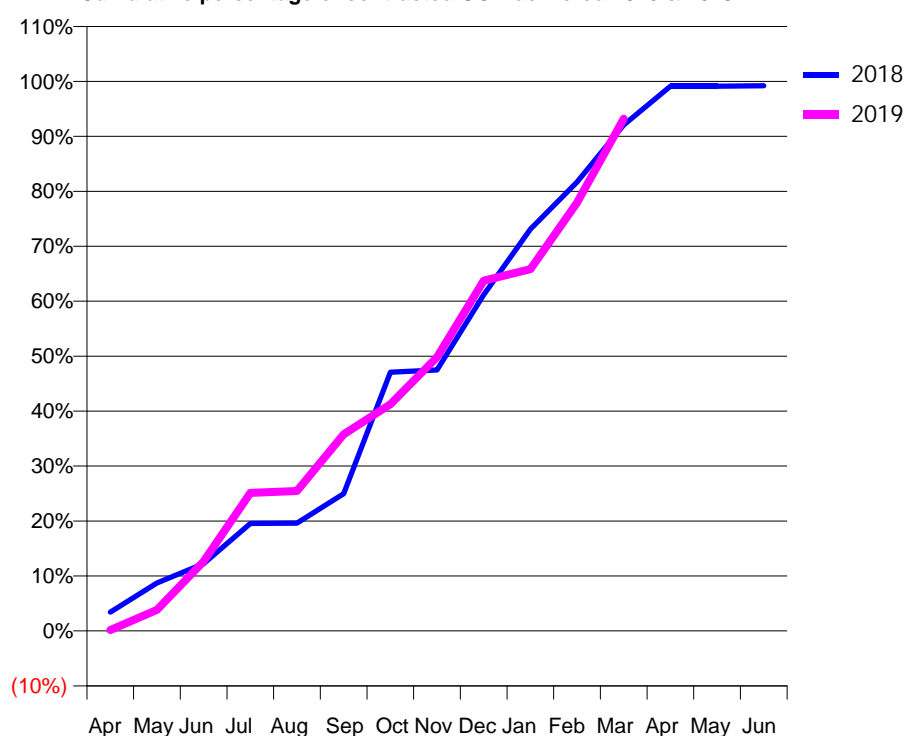
### Q45 - Vital Signs Orthodontic At a Glance Contract Report for 101338/0082 - March 2019

Name or company name	Whitecross Dental Care Limited	18/19 Contracted general activity (UDA)	18,500
Contract type name	GDS Contract	Carry forward general activity (UDA)	0
Purpose of contract	General and Orthodontic	18/19 Contracted orthodontic activity (UOA)	1,249
Contract start date	01/04/2009	Carry forward orthodontic activity (UOA)	0
Contract end date		Baseline contract value	£612,300.18

ACCESS	Contract	England and Wales
24 month ratio of assessments to patient IDs	1.06	1.08

ACTIVITY	Contract
Contract assess and fit appliances (case starts) as a percentage of Area Team case starts	1.4 %

Cumulative percentage of contracted UOA delivered 2018 & 2019



Month	Adjusted Scheduled Activity (UOA)		
	2017	2018	2019
April	0	43	2
May	2	109	48
June	70	153	158
July	112	244	314
August	333	245	318
September	417	312	447
October	509	588	515
November	620	593	622
December	746	764	796
January	939	913	822
February	1,107	1,020	973
March	1,217	1,150	1,164
April	1,243	1,238	
May	1,243	1,238	
June	1,243	1,239	

#### QUANTITY METRICS (rolling 12 month period)

	Contract Quantity	Contract Base Number	Contract *	Area Team	Region	England
% of all assessments that were assess and fit appliances (case starts)	57	113	50.4%	53.0%	63.0%	59.2%
% of all assessments that were assess and refuse	29	113	25.7%	12.3%	11.1%	12.0%
% of all assessments that were assess and review	27	113	23.9%	34.7%	25.8%	28.8%
% of case starts with a reported IOTN of 3 and Aesthetic Component of 5 or below	0	57	<i>N/A</i>	0.1%	0.1%	0.1%
% of case starts with a reported IOTN of 3 and Aesthetic Component of 6 or above	1	57	<i>1.8%</i>	4.4%	3.7%	3.9%
% of case starts with a reported IOTN of 4	50	57	<i>87.7%</i>	78.5%	79.2%	77.6%
% of case starts with a reported IOTN of 5	6	57	<i>10.5%</i>	16.6%	16.4%	16.7%
% of concluded courses in receipt of dual-arch fixed appliances	32	33	<i>97.0%</i>	82.1%	75.4%	72.9%
% of concluded courses where treatment was abandoned or discontinued	0	33	<i>0.0%</i>	9.9%	8.8%	8.7%
% of patients satisfied with the treatment they have received	1	1	<i>100.0%</i>	96.6%	96.4%	95.7%

\* Figures in italics indicate that the base number is less than 100.

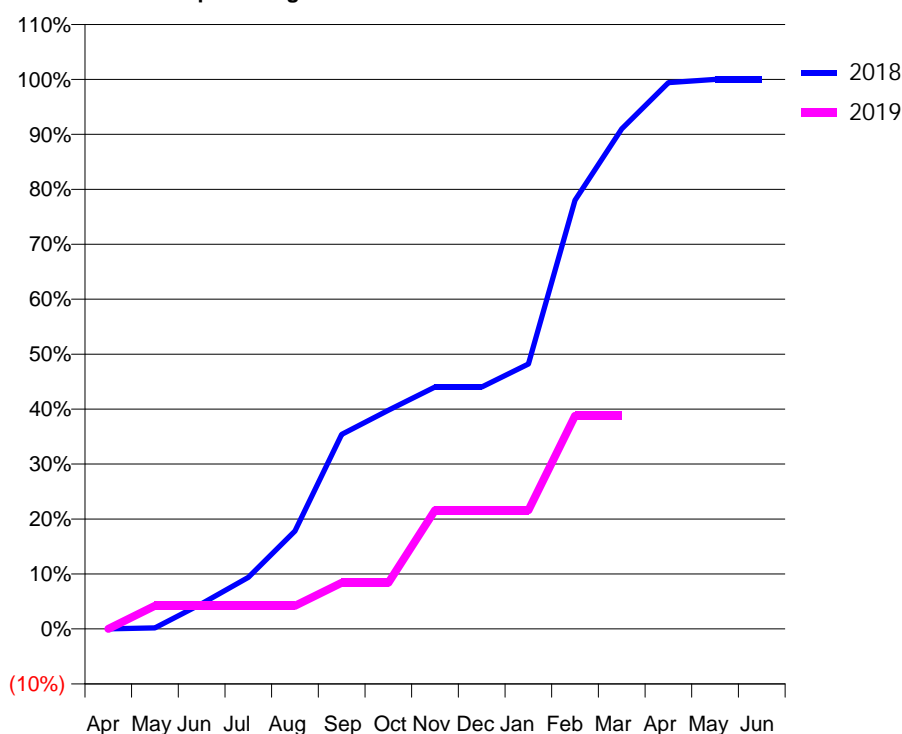
### Q45 - Vital Signs Orthodontic At a Glance Contract Report for 101338/0083 - March 2019

Name or company name	Whitecross Dental Care Limited	18/19 Contracted general activity (UDA)	32,273
Contract type name	GDS Contract	Carry forward general activity (UDA)	0
Purpose of contract	General and Orthodontic	18/19 Contracted orthodontic activity (UOA)	500
Contract start date	01/04/2009	Carry forward orthodontic activity (UOA)	0
Contract end date		Baseline contract value	£935,050.47

ACCESS	Contract	England and Wales
24 month ratio of assessments to patient IDs	1.10	1.08

ACTIVITY	Contract
Contract assess and fit appliances (case starts) as a percentage of Area Team case starts	0.3 %

Cumulative percentage of contracted UOA delivered 2018 & 2019



Month	Adjusted Scheduled Activity (UOA)		
	2017	2018	2019
April	0	0	0
May	5	1	21
June	6	23	21
July	32	47	21
August	32	89	21
September	116	177	42
October	116	199	42
November	329	220	108
December	350	220	108
January	413	241	108
February	478	390	194
March	503	455	194
April	503	497	
May	503	500	
June	503	500	

#### QUANTITY METRICS (rolling 12 month period)

	Contract Quantity	Contract Base Number	Contract *	Area Team	Region	England
% of all assessments that were assess and fit appliances (case starts)	12	20	60.0%	53.0%	63.0%	59.2%
% of all assessments that were assess and refuse	5	20	25.0%	12.3%	11.1%	12.0%
% of all assessments that were assess and review	3	20	15.0%	34.7%	25.8%	28.8%
% of case starts with a reported IOTN of 3 and Aesthetic Component of 5 or below	0	12	<i>N/A</i>	0.1%	0.1%	0.1%
% of case starts with a reported IOTN of 3 and Aesthetic Component of 6 or above	0	12	<i>N/A</i>	4.4%	3.7%	3.9%
% of case starts with a reported IOTN of 4	12	12	100.0%	78.5%	79.2%	77.6%
% of case starts with a reported IOTN of 5	0	12	<i>N/A</i>	16.6%	16.4%	16.7 %
% of concluded courses in receipt of dual-arch fixed appliances	1	5	20.0%	82.1%	75.4%	72.9%
% of concluded courses where treatment was abandoned or discontinued	4	5	80.0%	9.9%	8.8%	8.7%
% of patients satisfied with the treatment they have received	0	0	<i>N/A</i>	96.6%	96.4%	95.7%

\* Figures in italics indicate that the base number is less than 100.



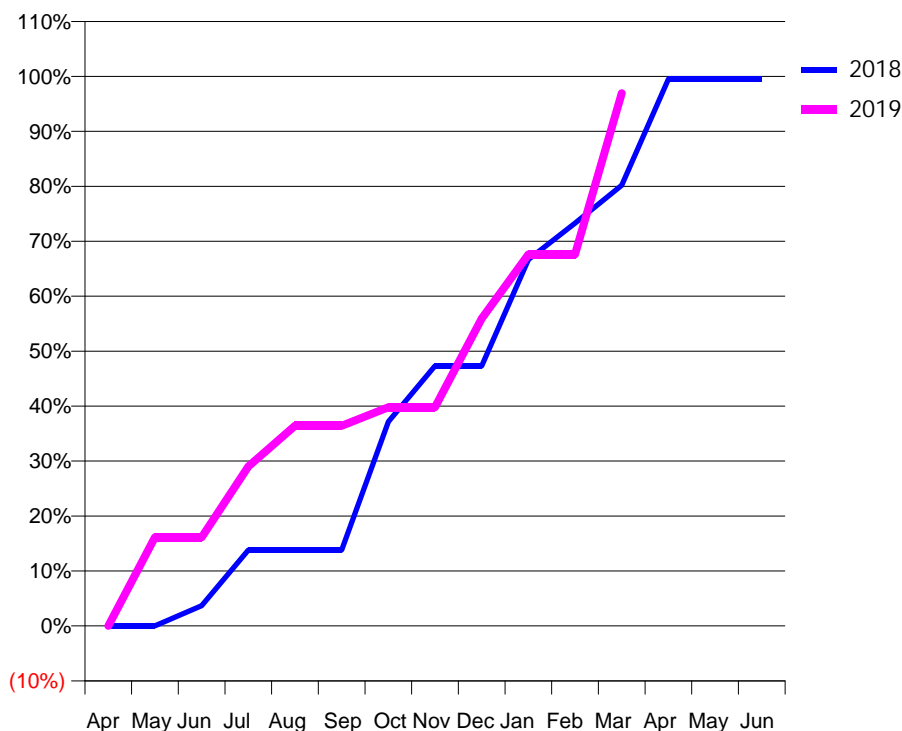
### Q45 - Vital Signs Orthodontic At a Glance Contract Report for 127868/0001 - March 2019

Name or company name	Lambert Coutts & Associates Dental Practice Partner	18/19 Contracted general activity (UDA)	20,731
Contract type name	GDS Contract	Carry forward general activity (UDA)	0
Purpose of contract	General and Orthodontic	18/19 Contracted orthodontic activity (UOA)	651
Contract start date	09/10/2011	Carry forward orthodontic activity (UOA)	0
Contract end date		Baseline contract value	£639,269.74

ACCESS	Contract	England and Wales
24 month ratio of assessments to patient IDs	1.08	1.08

ACTIVITY	Contract
Contract assess and fit appliances (case starts) as a percentage of Area Team case starts	0.9 %

Cumulative percentage of contracted UOA delivered 2018 & 2019



Month	Adjusted Scheduled Activity (UOA)		
	2017	2018	2019
April	0	0	0
May	5	0	105
June	5	24	105
July	28	90	189
August	28	90	237
September	160	90	237
October	181	242	259
November	227	308	259
December	290	308	364
January	418	434	440
February	484	477	440
March	591	522	631
April	654	648	
May	654	648	
June	655	648	

#### QUANTITY METRICS (rolling 12 month period)

	Contract Quantity	Contract Base Number	Contract *	Area Team	Region	England
% of all assessments that were assess and fit appliances (case starts)	35	63	55.6%	53.0%	63.0%	59.2%
% of all assessments that were assess and refuse	19	63	30.2%	12.3%	11.1%	12.0%
% of all assessments that were assess and review	9	63	14.3%	34.7%	25.8%	28.8%
% of case starts with a reported IOTN of 3 and Aesthetic Component of 5 or below	0	35	<i>N/A</i>	0.1%	0.1%	0.1%
% of case starts with a reported IOTN of 3 and Aesthetic Component of 6 or above	2	35	5.7%	4.4%	3.7%	3.9%
% of case starts with a reported IOTN of 4	30	35	85.7%	78.5%	79.2%	77.6%
% of case starts with a reported IOTN of 5	3	35	8.6%	16.6%	16.4%	16.7 %
% of concluded courses in receipt of dual-arch fixed appliances	3	4	75.0%	82.1%	75.4%	72.9%
% of concluded courses where treatment was abandoned or discontinued	1	4	25.0%	9.9%	8.8%	8.7%
% of patients satisfied with the treatment they have received	3	3	100.0%	96.6%	96.4%	95.7%

\* Figures in italics indicate that the base number is less than 100.

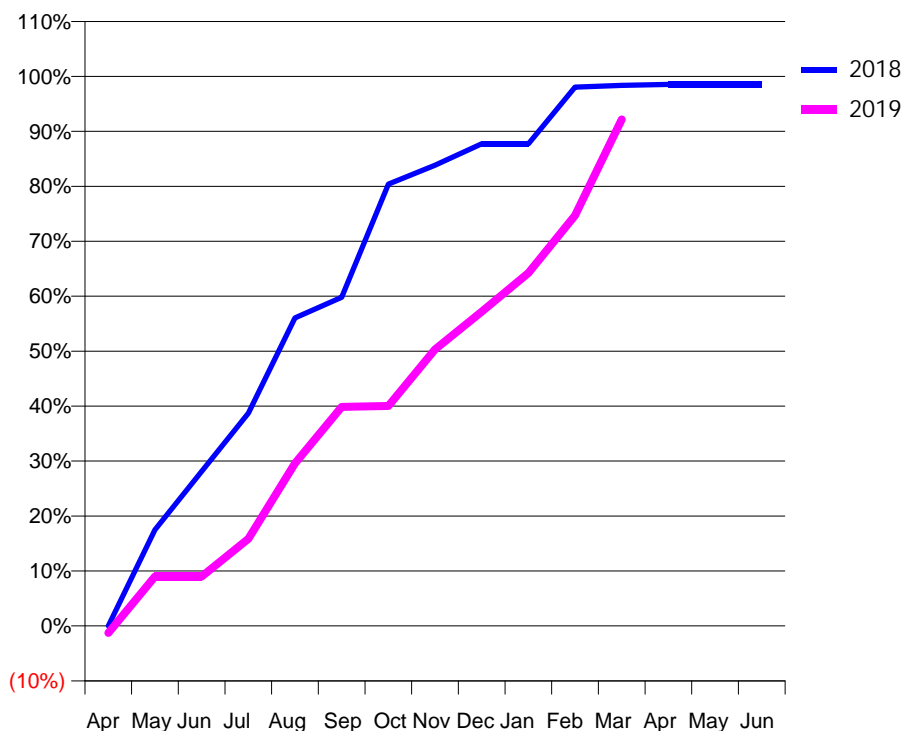
### Q45 - Vital Signs Orthodontic At a Glance Contract Report for 131091/0003 - March 2019

Name or company name	Roseberry Dental Practice	18/19 Contracted general activity (UDA)	14,584
Contract type name	GDS Contract	Carry forward general activity (UDA)	349
Purpose of contract	General and Orthodontic	18/19 Contracted orthodontic activity (UOA)	612
Contract start date	03/05/2015	Carry forward orthodontic activity (UOA)	9
Contract end date		Baseline contract value	£505,088.35

ACCESS	Contract	England and Wales
24 month ratio of assessments to patient IDs	1.03	1.08

ACTIVITY	Contract
Contract assess and fit appliances (case starts) as a percentage of Area Team case starts	0.7 %

Cumulative percentage of contracted UOA delivered 2018 & 2019



Month	Adjusted Scheduled Activity (UOA)		
	2017	2018	2019
April	1	0	-8
May	4	107	55
June	8	172	55
July	31	237	97
August	122	343	181
September	146	366	244
October	168	492	245
November	300	513	308
December	327	537	350
January	350	537	393
February	413	600	457
March	477	602	564
April	500	603	
May	500	603	
June	501	603	

### QUANTITY METRICS (rolling 12 month period)

	Contract Quantity	Contract Base Number	Contract *	Area Team	Region	England
% of all assessments that were assess and fit appliances (case starts)	27	34	79.4%	53.0%	63.0%	59.2%
% of all assessments that were assess and refuse	3	34	8.8%	12.3%	11.1%	12.0%
% of all assessments that were assess and review	4	34	11.8%	34.7%	25.8%	28.8%
% of case starts with a reported IOTN of 3 and Aesthetic Component of 5 or below	0	27	N/A	0.1%	0.1%	0.1%
% of case starts with a reported IOTN of 3 and Aesthetic Component of 6 or above	0	27	N/A	4.4%	3.7%	3.9%
% of case starts with a reported IOTN of 4	20	27	74.1%	78.5%	79.2%	77.6%
% of case starts with a reported IOTN of 5	7	27	25.9%	16.6%	16.4%	16.7 %
% of concluded courses in receipt of dual-arch fixed appliances	0	23	N/A	82.1%	75.4%	72.9%
% of concluded courses where treatment was abandoned or discontinued	3	23	13.0%	9.9%	8.8%	8.7%
% of patients satisfied with the treatment they have received	0	0	N/A	96.6%	96.4%	95.7%

\* Figures in italics indicate that the base number is less than 100.

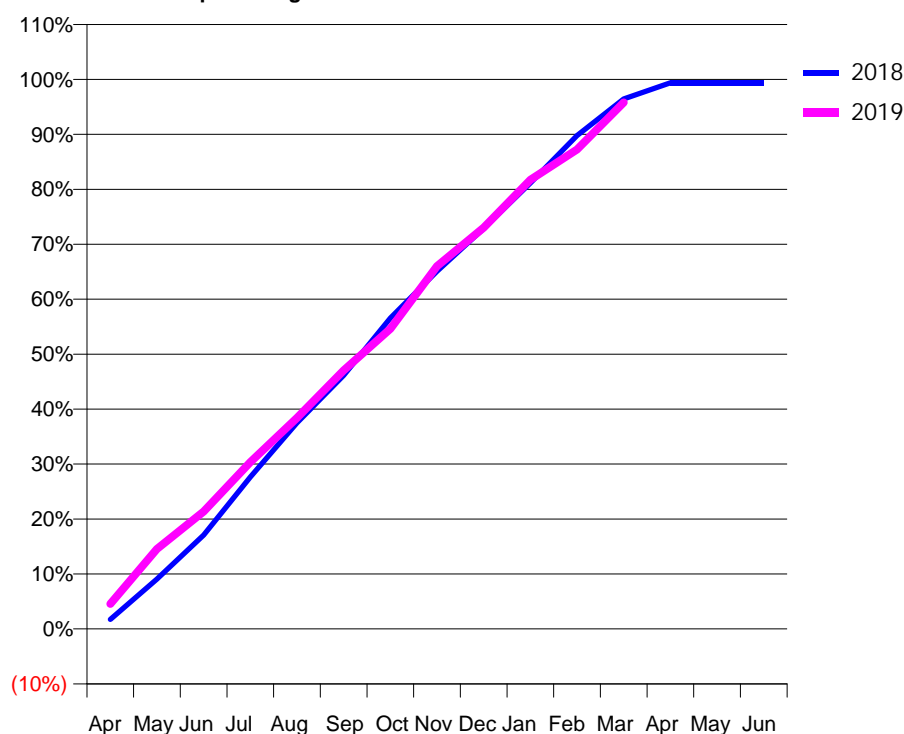
### Q45 - Vital Signs Orthodontic At a Glance Contract Report for 148555/0001 - March 2019

Name or company name	Falchion Orthodontics Ltd	18/19 Contracted general activity (UDA)	0
Contract type name	PDS Contract	Carry forward general activity (UDA)	0
Purpose of contract	Orthodontic	18/19 Contracted orthodontic activity (UOA)	19,442
Contract start date	01/04/2009	Carry forward orthodontic activity (UOA)	119
Contract end date	31/03/2020	Baseline contract value	£1,332,280.24

ACCESS	Contract	England and Wales
24 month ratio of assessments to patient IDs	1.24	1.08

ACTIVITY	Contract
Contract assess and fit appliances (case starts) as a percentage of Area Team case starts	21.9 %

Cumulative percentage of contracted UOA delivered 2018 & 2019



Month	Adjusted Scheduled Activity (UOA)		
	2017	2018	2019
April	274	338	886
May	1,173	1,760	2,828
June	2,776	3,323	4,153
July	5,019	5,374	5,905
August	6,536	7,293	7,467
September	8,732	8,973	9,147
October	10,603	11,000	10,619
November	12,193	12,650	12,829
December	13,957	14,170	14,197
January	16,086	15,774	15,887
February	17,162	17,456	16,959
March	18,493	18,754	18,623
April	19,378	19,324	
May	19,378	19,324	
June	19,378	19,324	

#### QUANTITY METRICS (rolling 12 month period)

	Contract Quantity	Contract Base Number	Contract *	Area Team	Region	England
% of all assessments that were assess and fit appliances (case starts)	888	1,755	50.6%	53.0%	63.0%	59.2%
% of all assessments that were assess and refuse	189	1,755	10.8%	12.3%	11.1%	12.0%
% of all assessments that were assess and review	678	1,755	38.6%	34.7%	25.8%	28.8%
% of case starts with a reported IOTN of 3 and Aesthetic Component of 5 or below	1	888	0.1%	0.1%	0.1%	0.1%
% of case starts with a reported IOTN of 3 and Aesthetic Component of 6 or above	23	888	2.6%	4.4%	3.7%	3.9%
% of case starts with a reported IOTN of 4	739	888	83.2%	78.5%	79.2%	77.6%
% of case starts with a reported IOTN of 5	123	888	13.9%	16.6%	16.4%	16.7 %
% of concluded courses in receipt of dual-arch fixed appliances	891	982	90.7%	82.1%	75.4%	72.9%
% of concluded courses where treatment was abandoned or discontinued	64	982	6.5%	9.9%	8.8%	8.7%
% of patients satisfied with the treatment they have received	14	14	100.0%	96.6%	96.4%	95.7%

\* Figures in italics indicate that the base number is less than 100.

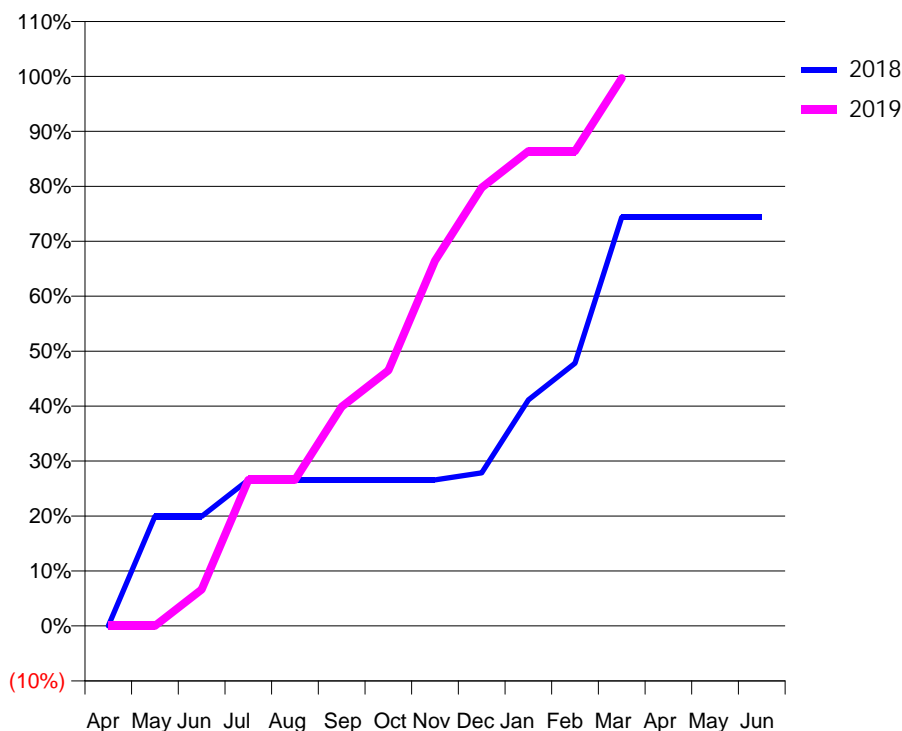
### Q45 - Vital Signs Orthodontic At a Glance Contract Report for 210129/0001 - March 2019

Name or company name	Mr B Johnson and Ms F Beaty	18/19 Contracted general activity (UDA)	33,978
Contract type name	GDS Contract	Carry forward general activity (UDA)	0
Purpose of contract	General and Orthodontic	18/19 Contracted orthodontic activity (UOA)	316
Contract start date	01/04/2006	Carry forward orthodontic activity (UOA)	0
Contract end date		Baseline contract value	£1,108,775.39

ACCESS	Contract	England and Wales
24 month ratio of assessments to patient IDs	1.00	1.08

ACTIVITY	Contract
Contract assess and fit appliances (case starts) as a percentage of Area Team case starts	0.4 %

Cumulative percentage of contracted UOA delivered 2018 & 2019



Month	Adjusted Scheduled Activity (UOA)		
	2017	2018	2019
April	0	0	0
May	0	63	0
June	0	63	21
July	42	84	84
August	42	84	84
September	42	84	126
October	42	84	147
November	147	84	210
December	168	88	252
January	168	130	273
February	168	151	273
March	189	235	315
April	294	235	
May	294	235	
June	294	235	

#### QUANTITY METRICS (rolling 12 month period)

	Contract Quantity	Contract Base Number	Contract *	Area Team	Region	England
% of all assessments that were assess and fit appliances (case starts)	15	15	100.0%	53.0%	63.0%	59.2%
% of all assessments that were assess and refuse	0	15	0.0%	12.3%	11.1%	12.0%
% of all assessments that were assess and review	0	15	0.0%	34.7%	25.8%	28.8%
% of case starts with a reported IOTN of 3 and Aesthetic Component of 5 or below	0	15	N/A	0.1%	0.1%	0.1%
% of case starts with a reported IOTN of 3 and Aesthetic Component of 6 or above	10	15	66.7%	4.4%	3.7%	3.9%
% of case starts with a reported IOTN of 4	5	15	33.3%	78.5%	79.2%	77.6%
% of case starts with a reported IOTN of 5	0	15	N/A	16.6%	16.4%	16.7 %
% of concluded courses in receipt of dual-arch fixed appliances	7	9	77.8%	82.1%	75.4%	72.9%
% of concluded courses where treatment was abandoned or discontinued	1	9	11.1%	9.9%	8.8%	8.7%
% of patients satisfied with the treatment they have received	0	0	N/A	96.6%	96.4%	95.7%

\* Figures in italics indicate that the base number is less than 100.

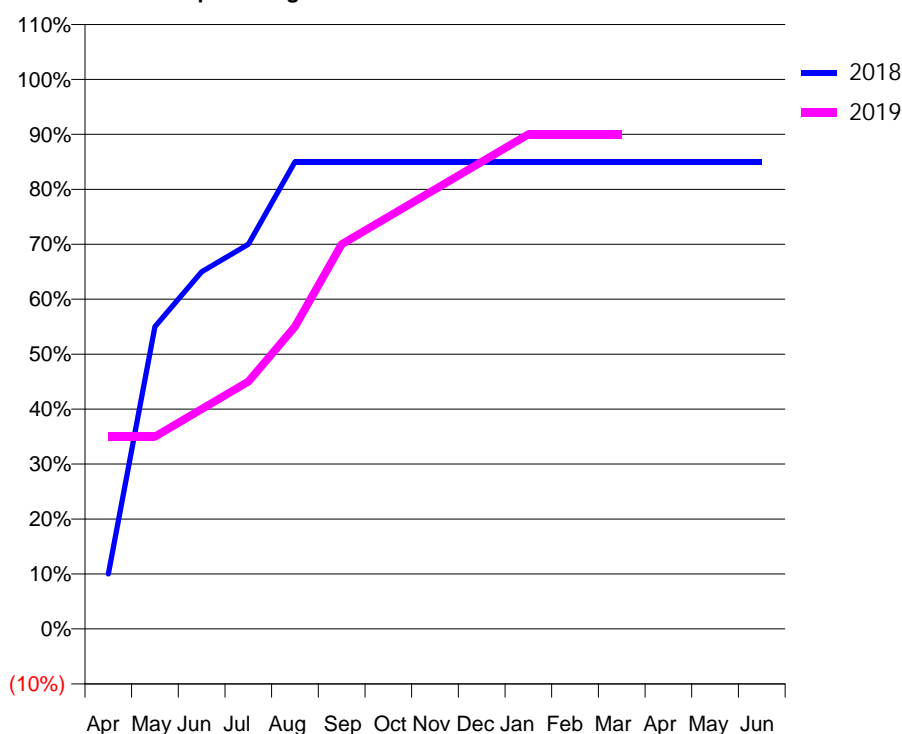
### Q45 - Vital Signs Orthodontic At a Glance Contract Report for 224340/0001 - March 2019

Name or company name	MR T PUTTICK	18/19 Contracted general activity (UDA)	7,449
Contract type name	GDS Contract	Carry forward general activity (UDA)	147
Purpose of contract	General and Orthodontic	18/19 Contracted orthodontic activity (UOA)	420
Contract start date	01/04/2006	Carry forward orthodontic activity (UOA)	0
Contract end date		Baseline contract value	£256,241.77

ACCESS	Contract	England and Wales
24 month ratio of assessments to patient IDs	1.00	1.08

ACTIVITY	Contract
Contract assess and fit appliances (case starts) as a percentage of Area Team case starts	0.4 %

Cumulative percentage of contracted UOA delivered 2018 & 2019



Month	Adjusted Scheduled Activity (UOA)		
	2017	2018	2019
April	21	42	147
May	84	231	147
June	84	273	168
July	147	294	189
August	252	357	231
September	273	357	294
October	336	357	315
November	357	357	336
December	357	357	357
January	357	357	378
February	357	357	378
March	357	357	378
April	357	357	
May	357	357	
June	357	357	

### QUANTITY METRICS (rolling 12 month period)

	Contract Quantity	Contract Base Number	Contract *	Area Team	Region	England
% of all assessments that were assess and fit appliances (case starts)	18	18	100.0%	53.0%	63.0%	59.2%
% of all assessments that were assess and refuse	0	18	0.0%	12.3%	11.1%	12.0%
% of all assessments that were assess and review	0	18	0.0%	34.7%	25.8%	28.8%
% of case starts with a reported IOTN of 3 and Aesthetic Component of 5 or below	0	18	N/A	0.1%	0.1%	0.1%
% of case starts with a reported IOTN of 3 and Aesthetic Component of 6 or above	0	18	N/A	4.4%	3.7%	3.9%
% of case starts with a reported IOTN of 4	18	18	100.0%	78.5%	79.2%	77.6%
% of case starts with a reported IOTN of 5	0	18	N/A	16.6%	16.4%	16.7 %
% of concluded courses in receipt of dual-arch fixed appliances	21	23	91.3%	82.1%	75.4%	72.9%
% of concluded courses where treatment was abandoned or discontinued	1	23	4.3%	9.9%	8.8%	8.7%
% of patients satisfied with the treatment they have received	0	0	N/A	96.6%	96.4%	95.7%

\* Figures in italics indicate that the base number is less than 100.

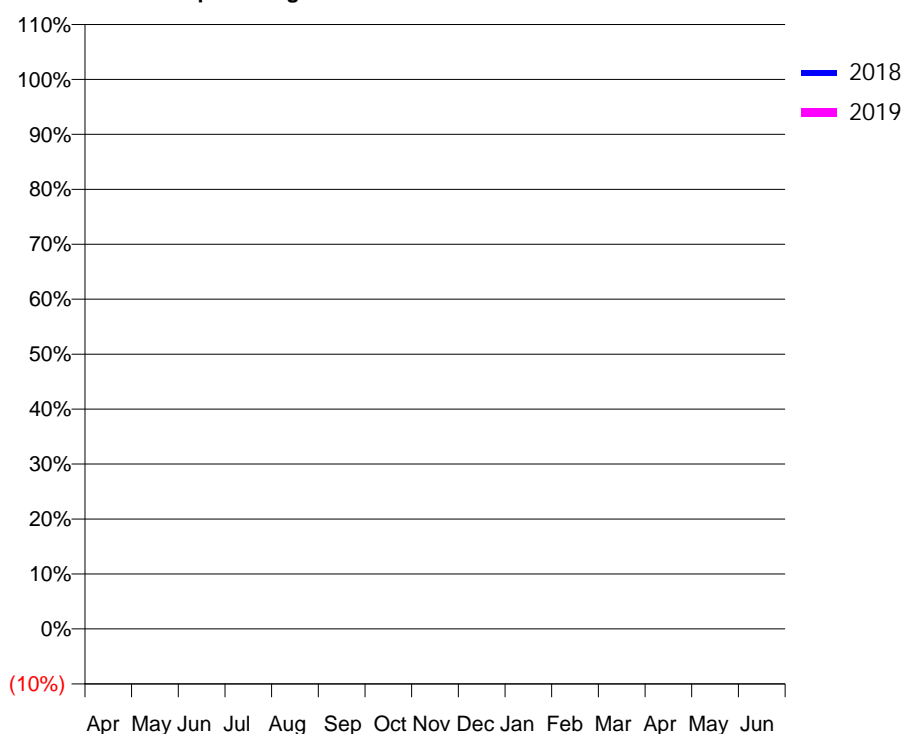
### Q45 - Vital Signs Orthodontic At a Glance Contract Report for 326445/0001 - March 2019

Name or company name	MRS M PUTTICK	18/19 Contracted general activity (UDA)	4,030
Contract type name	GDS Contract	Carry forward general activity (UDA)	0
Purpose of contract	General	18/19 Contracted orthodontic activity (UOA)	0
Contract start date	01/04/2006	Carry forward orthodontic activity (UOA)	0
Contract end date		Baseline contract value	£125,090.23

ACCESS	Contract	England and Wales
24 month ratio of assessments to patient IDs	1.00	1.08

ACTIVITY	Contract
Contract assess and fit appliances (case starts) as a percentage of Area Team case starts	0.0 %

Cumulative percentage of contracted UOA delivered 2018 & 2019



Month	Adjusted Scheduled Activity (UOA)		
	2017	2018	2019
April	21	0	21
May	21	21	21
June	42	63	42
July	42	63	42
August	63	63	42
September	63	63	42
October	63	63	42
November	63	63	42
December	63	63	42
January	63	63	42
February	63	63	42
March	63	63	42
April	63	63	
May	63	63	
June	63	63	

### QUANTITY METRICS (rolling 12 month period)

	Contract Quantity	Contract Base Number	Contract *	Area Team	Region	England
% of all assessments that were assess and fit appliances (case starts)	2	2	100.0%	53.0%	63.0%	59.2%
% of all assessments that were assess and refuse	0	2	0.0%	12.3%	11.1%	12.0%
% of all assessments that were assess and review	0	2	0.0%	34.7%	25.8%	28.8%
% of case starts with a reported IOTN of 3 and Aesthetic Component of 5 or below	0	2	N/A	0.1%	0.1%	0.1%
% of case starts with a reported IOTN of 3 and Aesthetic Component of 6 or above	0	2	N/A	4.4%	3.7%	3.9%
% of case starts with a reported IOTN of 4	2	2	100.0%	78.5%	79.2%	77.6%
% of case starts with a reported IOTN of 5	0	2	N/A	16.6%	16.4%	16.7 %
% of concluded courses in receipt of dual-arch fixed appliances	1	1	100.0%	82.1%	75.4%	72.9%
% of concluded courses where treatment was abandoned or discontinued	0	1	0.0%	9.9%	8.8%	8.7%
% of patients satisfied with the treatment they have received	0	0	N/A	96.6%	96.4%	95.7%

\* Figures in italics indicate that the base number is less than 100.

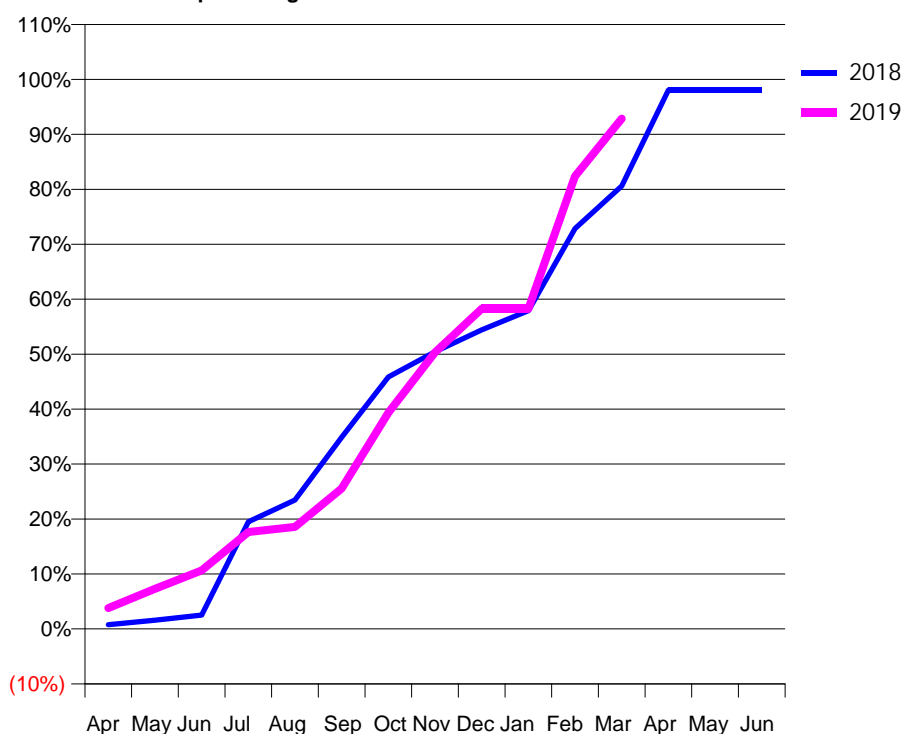
### Q45 - Vital Signs Orthodontic At a Glance Contract Report for 328146/0001 - March 2019

Name or company name	MR ND SMITH	18/19 Contracted general activity (UDA)	36,811
Contract type name	GDS Contract	Carry forward general activity (UDA)	47
Purpose of contract	General and Orthodontic	18/19 Contracted orthodontic activity (UOA)	630
Contract start date	01/04/2006	Carry forward orthodontic activity (UOA)	0
Contract end date		Baseline contract value	£957,586.81

ACCESS	Contract	England and Wales
24 month ratio of assessments to patient IDs	1.11	1.08

ACTIVITY	Contract
Contract assess and fit appliances (case starts) as a percentage of Area Team case starts	0.8 %

Cumulative percentage of contracted UOA delivered 2018 & 2019



Month	Adjusted Scheduled Activity (UOA)		
	2017	2018	2019
April	1	5	24
May	4	10	46
June	29	16	67
July	51	123	111
August	98	148	117
September	125	220	161
October	189	289	248
November	351	318	317
December	378	343	367
January	421	365	367
February	444	459	519
March	578	508	585
April	559	618	
May	613	618	
June	613	618	

#### QUANTITY METRICS (rolling 12 month period)

	Contract Quantity	Contract Base Number	Contract *	Area Team	Region	England
% of all assessments that were assess and fit appliances (case starts)	33	64	51.6%	53.0%	63.0%	59.2%
% of all assessments that were assess and refuse	26	64	40.6%	12.3%	11.1%	12.0%
% of all assessments that were assess and review	5	64	7.8%	34.7%	25.8%	28.8%
% of case starts with a reported IOTN of 3 and Aesthetic Component of 5 or below	1	33	3.0%	0.1%	0.1%	0.1%
% of case starts with a reported IOTN of 3 and Aesthetic Component of 6 or above	2	33	6.1%	4.4%	3.7%	3.9%
% of case starts with a reported IOTN of 4	29	33	87.9%	78.5%	79.2%	77.6%
% of case starts with a reported IOTN of 5	1	33	3.0%	16.6%	16.4%	16.7%
% of concluded courses in receipt of dual-arch fixed appliances	5	12	41.7%	82.1%	75.4%	72.9%
% of concluded courses where treatment was abandoned or discontinued	5	12	41.7%	9.9%	8.8%	8.7%
% of patients satisfied with the treatment they have received	0	0	N/A	96.6%	96.4%	95.7%

\* Figures in italics indicate that the base number is less than 100.

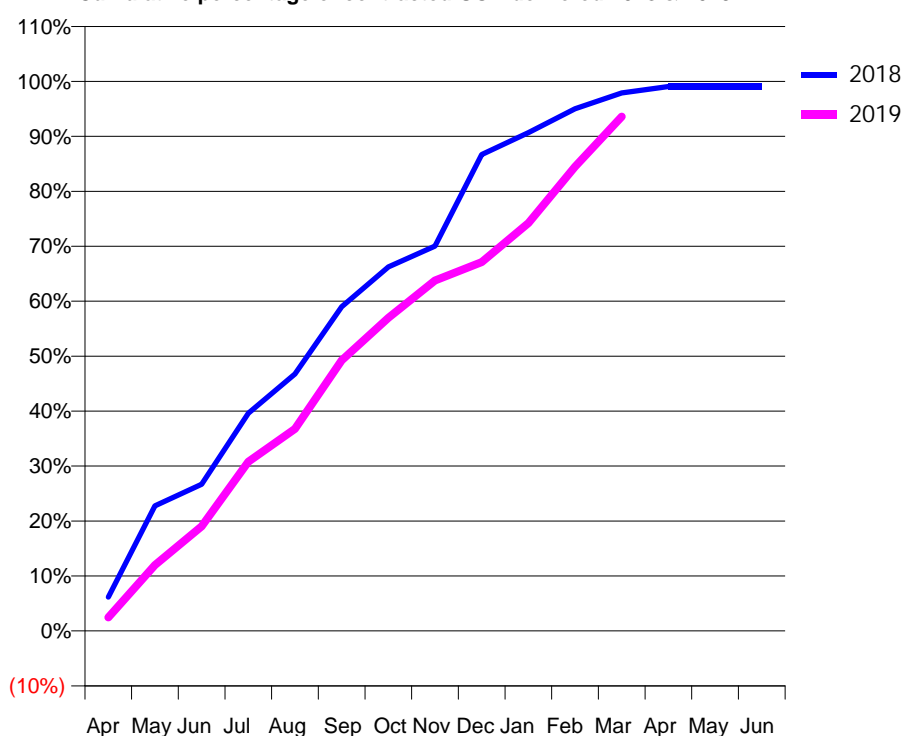
### Q45 - Vital Signs Orthodontic At a Glance Contract Report for 650676/0003 - March 2019

Name or company name	MR PA AVERLEY	18/19 Contracted general activity (UDA)	0
Contract type name	PDS Contract	Carry forward general activity (UDA)	0
Purpose of contract	Orthodontic	18/19 Contracted orthodontic activity (UOA)	11,359
Contract start date	01/01/2009	Carry forward orthodontic activity (UOA)	99
Contract end date	31/03/2020	Baseline contract value	£667,115.34

ACCESS	Contract	England and Wales
24 month ratio of assessments to patient IDs	1.01	1.08

ACTIVITY	Contract
Contract assess and fit appliances (case starts) as a percentage of Area Team case starts	13.0 %

Cumulative percentage of contracted UOA delivered 2018 & 2019



Month	Adjusted Scheduled Activity (UOA)		
	2017	2018	2019
April	599	658	280
May	1,682	2,436	1,362
June	2,242	2,857	2,163
July	2,830	4,241	3,500
August	3,893	5,004	4,177
September	4,864	6,312	5,591
October	6,790	7,090	6,474
November	7,927	7,494	7,244
December	8,642	9,280	7,624
January	9,529	9,705	8,431
February	10,151	10,169	9,593
March	10,704	10,477	10,630
April	10,707	10,604	
May	10,707	10,604	
June	10,707	10,604	

#### QUANTITY METRICS (rolling 12 month period)

	Contract Quantity	Contract Base Number	Contract *	Area Team	Region	England
% of all assessments that were assess and fit appliances (case starts)	525	592	88.7%	53.0%	63.0%	59.2%
% of all assessments that were assess and refuse	44	592	7.4%	12.3%	11.1%	12.0%
% of all assessments that were assess and review	23	592	3.9%	34.7%	25.8%	28.8%
% of case starts with a reported IOTN of 3 and Aesthetic Component of 5 or below	0	525	N/A	0.1%	0.1%	0.1%
% of case starts with a reported IOTN of 3 and Aesthetic Component of 6 or above	35	525	6.7%	4.4%	3.7%	3.9%
% of case starts with a reported IOTN of 4	344	525	65.5%	78.5%	79.2%	77.6%
% of case starts with a reported IOTN of 5	144	525	27.4%	16.6%	16.4%	16.7 %
% of concluded courses in receipt of dual-arch fixed appliances	531	617	86.1%	82.1%	75.4%	72.9%
% of concluded courses where treatment was abandoned or discontinued	47	617	7.6%	9.9%	8.8%	8.7%
% of patients satisfied with the treatment they have received	2	2	100.0%	96.6%	96.4%	95.7%

\* Figures in italics indicate that the base number is less than 100.



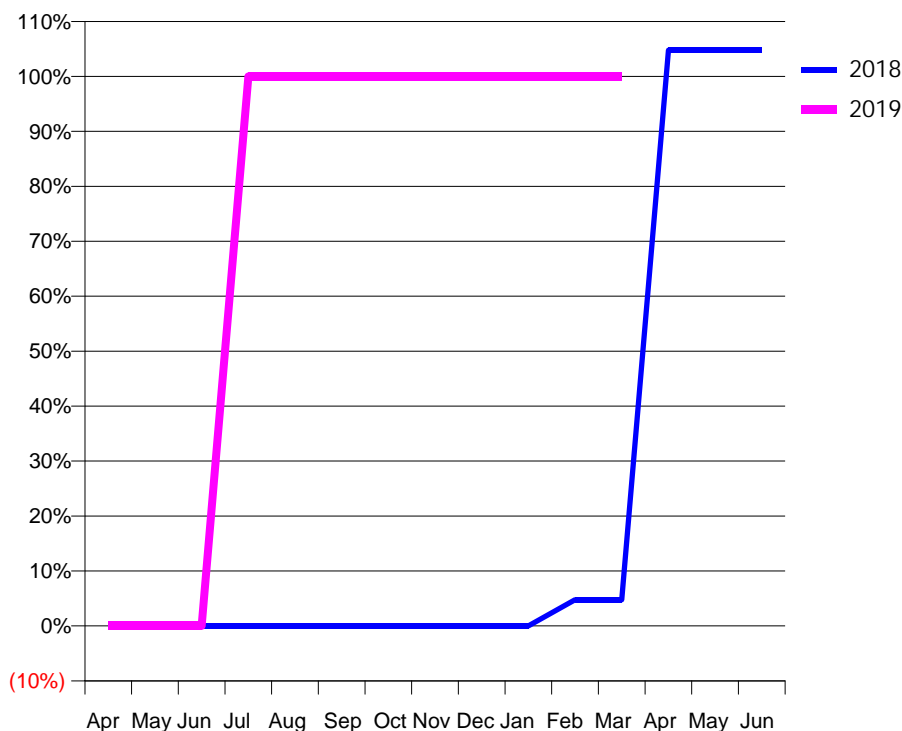
### Q45 - Vital Signs Orthodontic At a Glance Contract Report for 661465/0001 - March 2019

Name or company name	Mr M Pearson & Ms J Russell	18/19 Contracted general activity (UDA)	15,393
Contract type name	GDS Contract	Carry forward general activity (UDA)	0
Purpose of contract	General and Orthodontic	18/19 Contracted orthodontic activity (UOA)	21
Contract start date	01/04/2006	Carry forward orthodontic activity (UOA)	0
Contract end date		Baseline contract value	£472,811.29

ACCESS	Contract	England and Wales
24 month ratio of assessments to patient IDs	1.00	1.08

ACTIVITY	Contract
Contract assess and fit appliances (case starts) as a percentage of Area Team case starts	0.0 %

Cumulative percentage of contracted UOA delivered 2018 & 2019



Month	Adjusted Scheduled Activity (UOA)		
	2017	2018	2019
April	0	0	0
May	3	0	0
June	3	0	0
July	3	0	21
August	3	0	21
September	3	0	21
October	6	0	21
November	6	0	21
December	8	0	21
January	11	0	21
February	15	1	21
March	20	1	21
April	21	22	
May	21	22	
June	21	22	

### QUANTITY METRICS (rolling 12 month period)

	Contract Quantity	Contract Base Number	Contract *	Area Team	Region	England
% of all assessments that were assess and fit appliances (case starts)	2	2	100.0%	53.0%	63.0%	59.2%
% of all assessments that were assess and refuse	0	2	0.0%	12.3%	11.1%	12.0%
% of all assessments that were assess and review	0	2	0.0%	34.7%	25.8%	28.8%
% of case starts with a reported IOTN of 3 and Aesthetic Component of 5 or below	0	2	N/A	0.1%	0.1%	0.1%
% of case starts with a reported IOTN of 3 and Aesthetic Component of 6 or above	0	2	N/A	4.4%	3.7%	3.9%
% of case starts with a reported IOTN of 4	2	2	100.0%	78.5%	79.2%	77.6%
% of case starts with a reported IOTN of 5	0	2	N/A	16.6%	16.4%	16.7 %
% of concluded courses in receipt of dual-arch fixed appliances	0	0	N/A	82.1%	75.4%	72.9%
% of concluded courses where treatment was abandoned or discontinued	0	0	N/A	9.9%	8.8%	8.7%
% of patients satisfied with the treatment they have received	0	0	N/A	96.6%	96.4%	95.7%

\* Figures in italics indicate that the base number is less than 100.

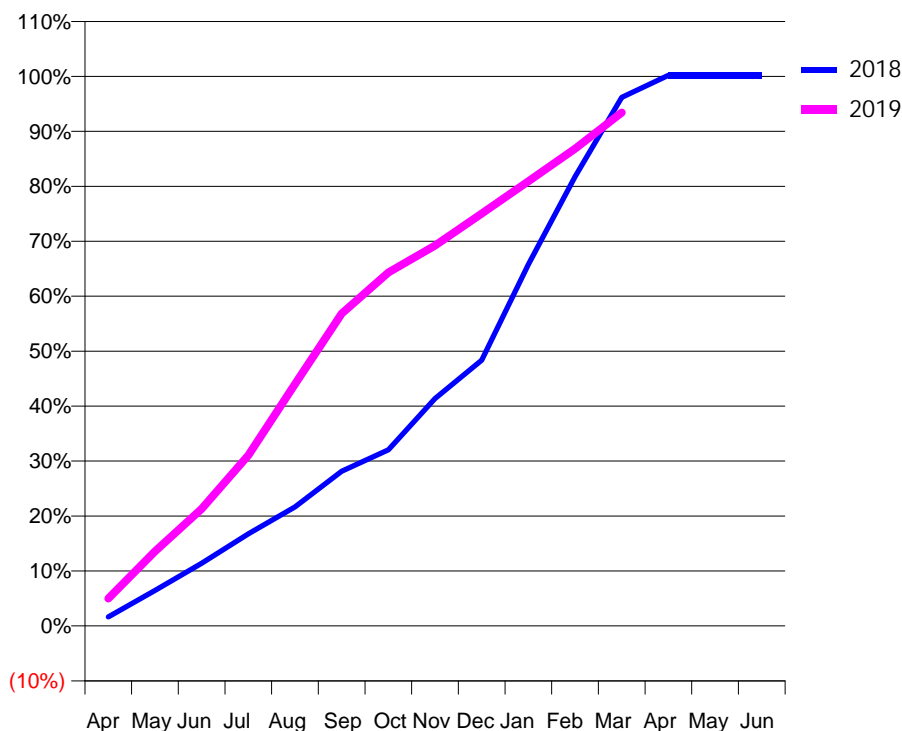
### Q45 - Vital Signs Orthodontic At a Glance Contract Report for 725544/0001 - March 2019

Name or company name	MR MG STEDMAN	18/19 Contracted general activity (UDA)	0
Contract type name	PDS Contract	Carry forward general activity (UDA)	0
Purpose of contract	Orthodontic	18/19 Contracted orthodontic activity (UOA)	17,367
Contract start date	01/04/2006	Carry forward orthodontic activity (UOA)	0
Contract end date	31/03/2020	Baseline contract value	£1,194,862.74

ACCESS	Contract	England and Wales
24 month ratio of assessments to patient IDs	1.21	1.08

ACTIVITY	Contract
Contract assess and fit appliances (case starts) as a percentage of Area Team case starts	19.2 %

Cumulative percentage of contracted UOA delivered 2018 & 2019



Month	Adjusted Scheduled Activity (UOA)		
	2017	2018	2019
April	1,191	285	868
May	3,089	1,124	2,354
June	4,783	1,977	3,701
July	6,373	2,908	5,397
August	7,685	3,761	7,639
September	9,166	4,887	9,869
October	11,789	5,567	11,169
November	13,189	7,184	12,019
December	15,019	8,397	13,030
January	16,359	11,429	14,051
February	16,809	14,197	15,081
March	17,598	16,706	16,222
April	17,940	17,399	
May	17,940	17,398	
June	17,940	17,398	

### QUANTITY METRICS (rolling 12 month period)

	Contract Quantity	Contract Base Number	Contract *	Area Team	Region	England
% of all assessments that were assess and fit appliances (case starts)	775	1,631	47.5%	53.0%	63.0%	59.2%
% of all assessments that were assess and refuse	190	1,631	11.6%	12.3%	11.1%	12.0%
% of all assessments that were assess and review	666	1,631	40.8%	34.7%	25.8%	28.8%
% of case starts with a reported IOTN of 3 and Aesthetic Component of 5 or below	0	775	N/A	0.1%	0.1%	0.1%
% of case starts with a reported IOTN of 3 and Aesthetic Component of 6 or above	6	775	0.8%	4.4%	3.7%	3.9%
% of case starts with a reported IOTN of 4	645	775	83.2%	78.5%	79.2%	77.6%
% of case starts with a reported IOTN of 5	118	775	15.2%	16.6%	16.4%	16.7 %
% of concluded courses in receipt of dual-arch fixed appliances	815	911	89.5%	82.1%	75.4%	72.9%
% of concluded courses where treatment was abandoned or discontinued	60	911	6.6%	9.9%	8.8%	8.7%
% of patients satisfied with the treatment they have received	10	11	90.9%	96.6%	96.4%	95.7%

\* Figures in italics indicate that the base number is less than 100.

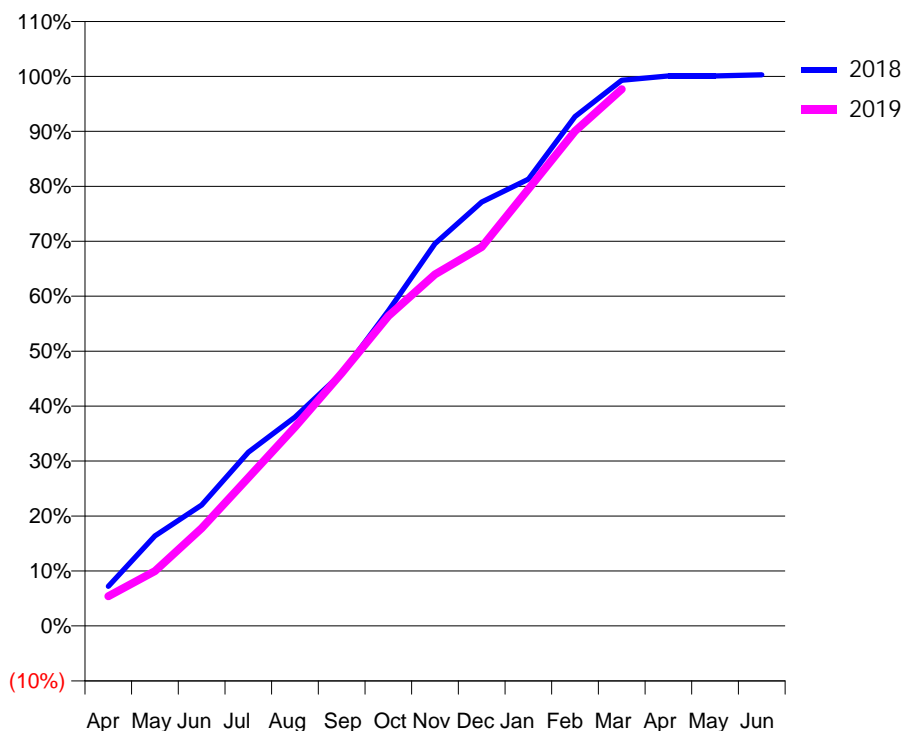
### Q45 - Vital Signs Orthodontic At a Glance Contract Report for 736953/0003 - March 2019

Name or company name	MR NA FOX	18/19 Contracted general activity (UDA)	0
Contract type name	PDS Contract	Carry forward general activity (UDA)	0
Purpose of contract	Orthodontic	18/19 Contracted orthodontic activity (UOA)	10,533
Contract start date	01/04/2009	Carry forward orthodontic activity (UOA)	0
Contract end date	01/09/2020	Baseline contract value	£641,402.27

ACCESS	Contract	England and Wales
24 month ratio of assessments to patient IDs	1.02	1.08

ACTIVITY	Contract
Contract assess and fit appliances (case starts) as a percentage of Area Team case starts	12.0 %

Cumulative percentage of contracted UOA delivered 2018 & 2019



Month	Adjusted Scheduled Activity (UOA)		
	2017	2018	2019
April	569	760	569
May	1,363	1,726	1,052
June	2,116	2,318	1,873
July	2,974	3,330	2,843
August	3,741	4,002	3,813
September	4,840	4,842	4,846
October	6,187	6,041	5,938
November	7,274	7,326	6,737
December	8,098	8,124	7,262
January	9,047	8,565	8,373
February	10,143	9,762	9,483
March	10,388	10,459	10,287
April	10,546	10,543	
May	10,546	10,543	
June	10,546	10,564	

#### QUANTITY METRICS (rolling 12 month period)

	Contract Quantity	Contract Base Number	Contract *	Area Team	Region	England
% of all assessments that were assess and fit appliances (case starts)	485	739	65.6%	53.0%	63.0%	59.2%
% of all assessments that were assess and refuse	71	739	9.6%	12.3%	11.1%	12.0%
% of all assessments that were assess and review	183	739	24.8%	34.7%	25.8%	28.8%
% of case starts with a reported IOTN of 3 and Aesthetic Component of 5 or below	0	485	N/A	0.1%	0.1%	0.1%
% of case starts with a reported IOTN of 3 and Aesthetic Component of 6 or above	35	485	7.2%	4.4%	3.7%	3.9%
% of case starts with a reported IOTN of 4	369	485	76.1%	78.5%	79.2%	77.6%
% of case starts with a reported IOTN of 5	80	485	16.5%	16.6%	16.4%	16.7%
% of concluded courses in receipt of dual-arch fixed appliances	217	480	45.2%	82.1%	75.4%	72.9%
% of concluded courses where treatment was abandoned or discontinued	72	480	15.0%	9.9%	8.8%	8.7%
% of patients satisfied with the treatment they have received	5	6	83.3%	96.6%	96.4%	95.7%

\* Figures in italics indicate that the base number is less than 100.

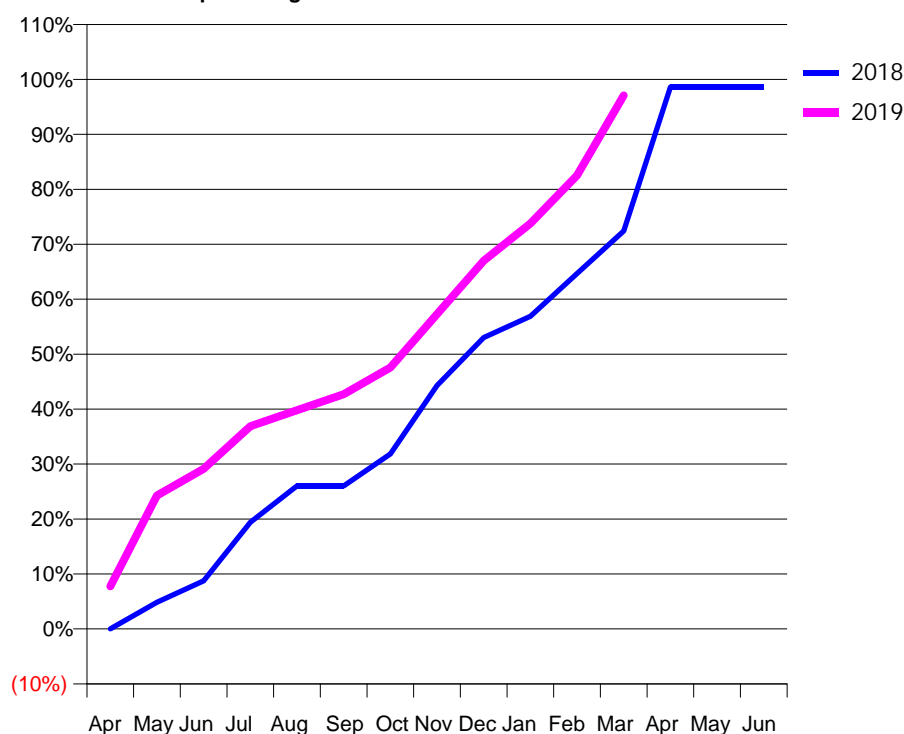
### Q45 - Vital Signs Orthodontic At a Glance Contract Report for 739170/0001 - March 2019

Name or company name	MR RS ELSTON	18/19 Contracted general activity (UDA)	13,622
Contract type name	GDS Contract	Carry forward general activity (UDA)	0
Purpose of contract	General and Orthodontic	18/19 Contracted orthodontic activity (UOA)	103
Contract start date	01/04/2006	Carry forward orthodontic activity (UOA)	0
Contract end date		Baseline contract value	£327,512.76

ACCESS	Contract	England and Wales
24 month ratio of assessments to patient IDs	1.43	1.08

ACTIVITY	Contract
Contract assess and fit appliances (case starts) as a percentage of Area Team case starts	0.0 %

Cumulative percentage of contracted UOA delivered 2018 & 2019



Month	Adjusted Scheduled Activity (UOA)		
	2017	2018	2019
April	5	0	8
May	7	5	25
June	9	9	30
July	16	20	38
August	21	27	41
September	29	27	44
October	37	33	49
November	51	46	59
December	64	55	69
January	68	59	76
February	79	67	85
March	88	75	100
April	95	102	
May	95	102	
June	95	102	

#### QUANTITY METRICS (rolling 12 month period)

	Contract Quantity	Contract Base Number	Contract *	Area Team	Region	England
% of all assessments that were assess and fit appliances (case starts)	1	107	0.9%	53.0%	63.0%	59.2%
% of all assessments that were assess and refuse	0	107	0.0%	12.3%	11.1%	12.0%
% of all assessments that were assess and review	106	107	99.1%	34.7%	25.8%	28.8%
% of case starts with a reported IOTN of 3 and Aesthetic Component of 5 or below	0	1	<i>N/A</i>	0.1%	0.1%	0.1%
% of case starts with a reported IOTN of 3 and Aesthetic Component of 6 or above	0	1	<i>N/A</i>	4.4%	3.7%	3.9%
% of case starts with a reported IOTN of 4	0	1	<i>N/A</i>	78.5%	79.2%	77.6%
% of case starts with a reported IOTN of 5	1	1	100.0%	16.6%	16.4%	16.7 %
% of concluded courses in receipt of dual-arch fixed appliances	0	0	<i>N/A</i>	82.1%	75.4%	72.9%
% of concluded courses where treatment was abandoned or discontinued	0	0	<i>N/A</i>	9.9%	8.8%	8.7%
% of patients satisfied with the treatment they have received	0	0	<i>N/A</i>	96.6%	96.4%	95.7%

\* Figures in italics indicate that the base number is less than 100.

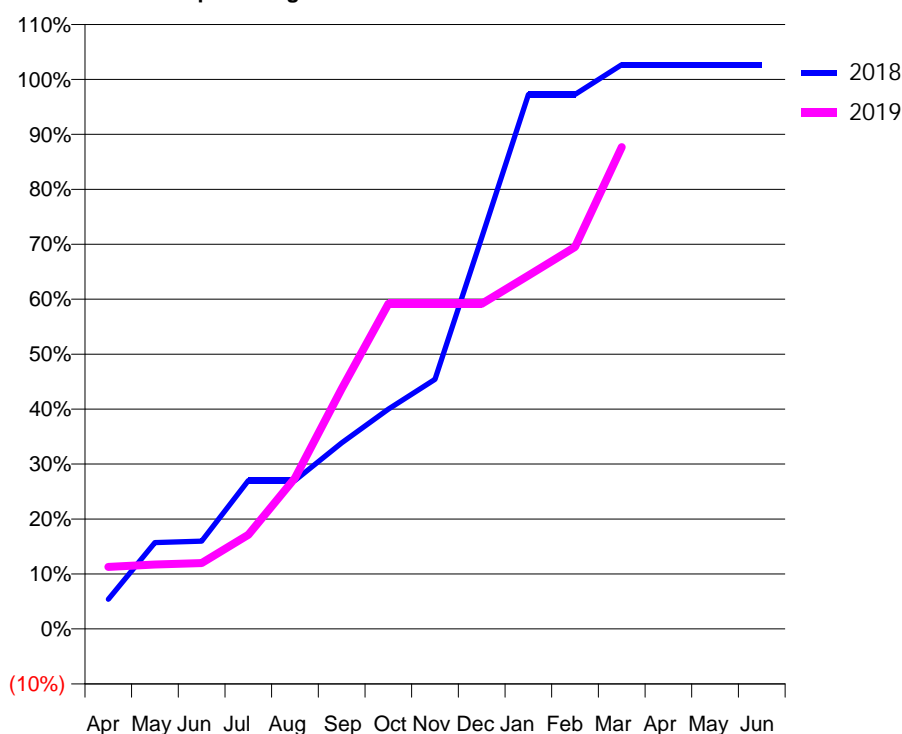
### Q45 - Vital Signs Orthodontic At a Glance Contract Report for 832472/0001 - March 2019

Name or company name	MR AR FLETCHER	18/19 Contracted general activity (UDA)	32,908
Contract type name	GDS Contract	Carry forward general activity (UDA)	0
Purpose of contract	General and Orthodontic	18/19 Contracted orthodontic activity (UOA)	407
Contract start date	01/04/2006	Carry forward orthodontic activity (UOA)	0
Contract end date		Baseline contract value	£877,525.90

ACCESS	Contract	England and Wales
24 month ratio of assessments to patient IDs	1.01	1.08

ACTIVITY	Contract
Contract assess and fit appliances (case starts) as a percentage of Area Team case starts	0.5 %

Cumulative percentage of contracted UOA delivered 2018 & 2019



Month	Adjusted Scheduled Activity (UOA)		
	2017	2018	2019
April	21	22	46
May	42	64	48
June	84	65	49
July	89	110	70
August	132	110	112
September	175	138	178
October	238	163	241
November	301	185	241
December	324	290	241
January	350	396	262
February	351	396	283
March	352	418	357
April	396	418	
May	400	418	
June	400	418	

#### QUANTITY METRICS (rolling 12 month period)

	Contract Quantity	Contract Base Number	Contract *	Area Team	Region	England
% of all assessments that were assess and fit appliances (case starts)	19	27	70.4%	53.0%	63.0%	59.2%
% of all assessments that were assess and refuse	0	27	0.0%	12.3%	11.1%	12.0%
% of all assessments that were assess and review	8	27	29.6%	34.7%	25.8%	28.8%
% of case starts with a reported IOTN of 3 and Aesthetic Component of 5 or below	0	19	N/A	0.1%	0.1%	0.1%
% of case starts with a reported IOTN of 3 and Aesthetic Component of 6 or above	2	19	10.5%	4.4%	3.7%	3.9%
% of case starts with a reported IOTN of 4	12	19	63.2%	78.5%	79.2%	77.6%
% of case starts with a reported IOTN of 5	4	19	21.1%	16.6%	16.4%	16.7%
% of concluded courses in receipt of dual-arch fixed appliances	3	6	50.0%	82.1%	75.4%	72.9%
% of concluded courses where treatment was abandoned or discontinued	1	6	16.7%	9.9%	8.8%	8.7%
% of patients satisfied with the treatment they have received	1	1	100.0%	96.6%	96.4%	95.7%

\* Figures in italics indicate that the base number is less than 100.

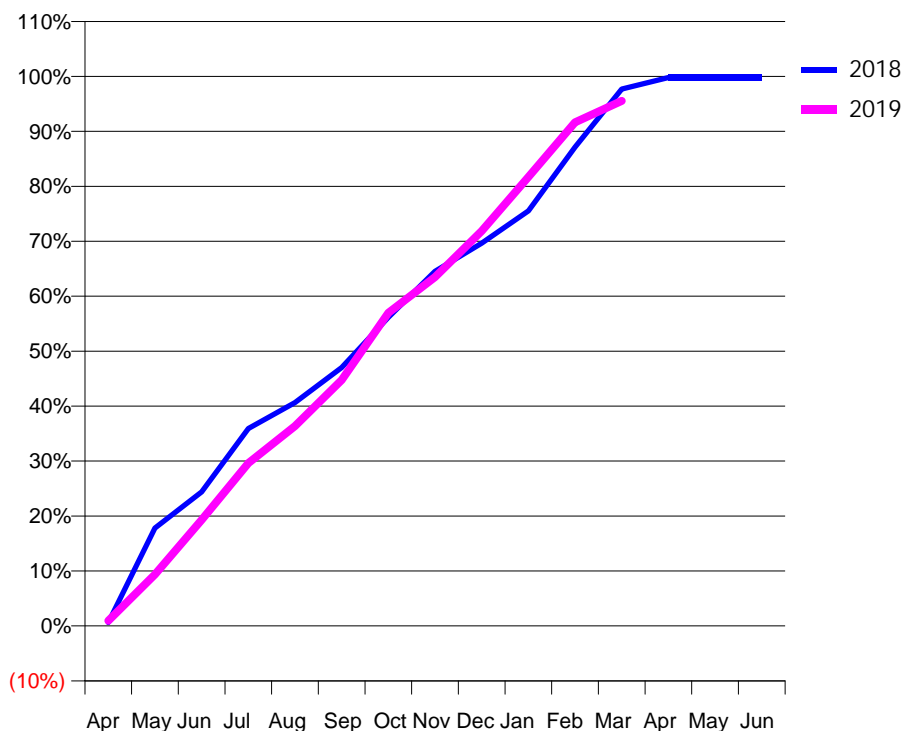
### Q45 - Vital Signs Orthodontic At a Glance Contract Report for 839728/0002 - March 2019

Name or company name	MR NJ HUNTLEY	18/19 Contracted general activity (UDA)	0
Contract type name	PDS Contract	Carry forward general activity (UDA)	0
Purpose of contract	Orthodontic	18/19 Contracted orthodontic activity (UOA)	18,337
Contract start date	01/06/2011	Carry forward orthodontic activity (UOA)	41
Contract end date	01/09/2020	Baseline contract value	£1,258,390.75

ACCESS	Contract	England and Wales
24 month ratio of assessments to patient IDs	1.08	1.08

ACTIVITY	Contract
Contract assess and fit appliances (case starts) as a percentage of Area Team case starts	20.1 %

Cumulative percentage of contracted UOA delivered 2018 & 2019



Month	Adjusted Scheduled Activity (UOA)		
	2017	2018	2019
April	308	114	176
May	1,618	3,264	1,717
June	2,560	4,475	3,538
July	4,396	6,590	5,436
August	5,762	7,453	6,667
September	7,120	8,623	8,202
October	8,277	10,298	10,452
November	10,525	11,831	11,637
December	12,375	12,774	13,180
January	13,960	13,851	14,979
February	15,093	15,971	16,806
March	17,622	17,914	17,519
April	18,269	18,296	
May	18,337	18,296	
June	18,337	18,296	

#### QUANTITY METRICS (rolling 12 month period)

	Contract Quantity	Contract Base Number	Contract *	Area Team	Region	England
% of all assessments that were assess and fit appliances (case starts)	812	1,928	42.1%	53.0%	63.0%	59.2%
% of all assessments that were assess and refuse	332	1,928	17.2%	12.3%	11.1%	12.0%
% of all assessments that were assess and review	784	1,928	40.7%	34.7%	25.8%	28.8%
% of case starts with a reported IOTN of 3 and Aesthetic Component of 5 or below	1	812	0.1%	0.1%	0.1%	0.1%
% of case starts with a reported IOTN of 3 and Aesthetic Component of 6 or above	47	812	5.8%	4.4%	3.7%	3.9%
% of case starts with a reported IOTN of 4	633	812	78.0%	78.5%	79.2%	77.6%
% of case starts with a reported IOTN of 5	131	812	16.1%	16.6%	16.4%	16.7 %
% of concluded courses in receipt of dual-arch fixed appliances	784	926	84.7%	82.1%	75.4%	72.9%
% of concluded courses where treatment was abandoned or discontinued	117	926	12.6%	9.9%	8.8%	8.7%
% of patients satisfied with the treatment they have received	13	13	100.0%	96.6%	96.4%	95.7%

\* Figures in italics indicate that the base number is less than 100.

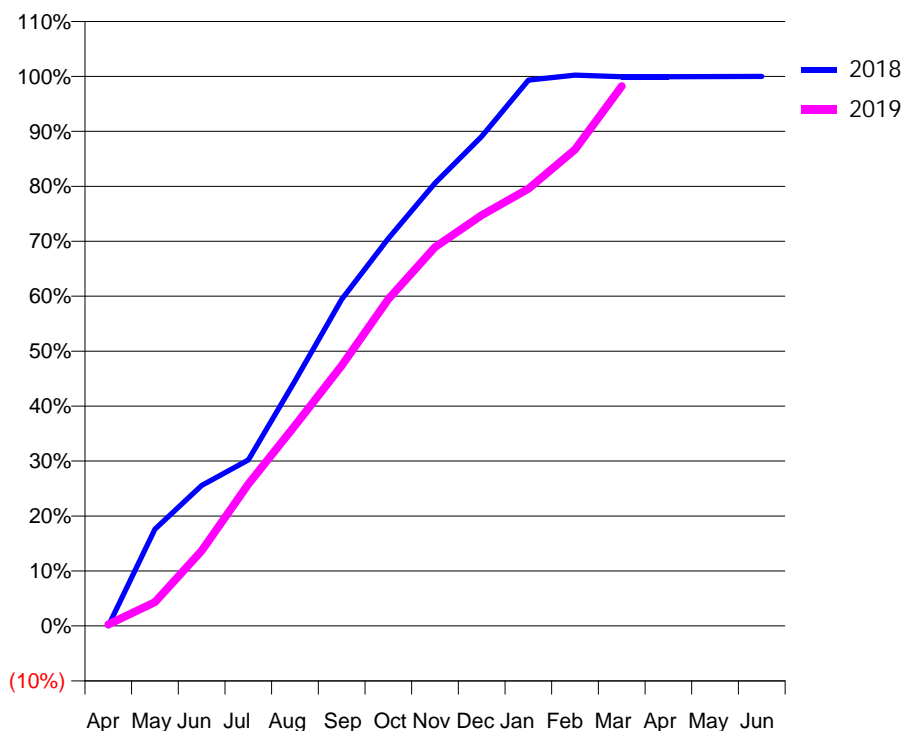
### Q45 - Vital Signs Orthodontic At a Glance Contract Report for 839728/0003 - March 2019

Name or company name	MR NJ HUNTLEY	18/19 Contracted general activity (UDA)	0
Contract type name	PDS Contract	Carry forward general activity (UDA)	0
Purpose of contract	Orthodontic	18/19 Contracted orthodontic activity (UOA)	6,959
Contract start date	01/06/2011	Carry forward orthodontic activity (UOA)	1
Contract end date	01/09/2020	Baseline contract value	£432,086.65

ACCESS	Contract	England and Wales
24 month ratio of assessments to patient IDs	1.05	1.08

ACTIVITY	Contract
Contract assess and fit appliances (case starts) as a percentage of Area Team case starts	8.0 %

Cumulative percentage of contracted UOA delivered 2018 & 2019



Month	Adjusted Scheduled Activity (UOA)		
	2017	2018	2019
April	0	0	20
May	360	1,225	301
June	642	1,779	951
July	1,452	2,104	1,798
August	2,218	3,102	2,537
September	2,978	4,135	3,298
October	3,483	4,907	4,140
November	4,714	5,606	4,797
December	5,674	6,199	5,201
January	6,058	6,911	5,537
February	6,669	6,976	6,032
March	6,773	6,955	6,836
April	6,967	6,955	
May	6,967	6,957	
June	6,967	6,958	

#### QUANTITY METRICS (rolling 12 month period)

	Contract Quantity	Contract Base Number	Contract *	Area Team	Region	England
% of all assessments that were assess and fit appliances (case starts)	323	493	65.5%	53.0%	63.0%	59.2%
% of all assessments that were assess and refuse	30	493	6.1%	12.3%	11.1%	12.0%
% of all assessments that were assess and review	140	493	28.4%	34.7%	25.8%	28.8%
% of case starts with a reported IOTN of 3 and Aesthetic Component of 5 or below	1	323	0.3%	0.1%	0.1%	0.1%
% of case starts with a reported IOTN of 3 and Aesthetic Component of 6 or above	16	323	5.0%	4.4%	3.7%	3.9%
% of case starts with a reported IOTN of 4	254	323	78.6%	78.5%	79.2%	77.6%
% of case starts with a reported IOTN of 5	50	323	15.5%	16.6%	16.4%	16.7 %
% of concluded courses in receipt of dual-arch fixed appliances	311	380	81.8%	82.1%	75.4%	72.9%
% of concluded courses where treatment was abandoned or discontinued	61	380	16.1%	9.9%	8.8%	8.7%
% of patients satisfied with the treatment they have received	8	8	100.0%	96.6%	96.4%	95.7%

\* Figures in italics indicate that the base number is less than 100.

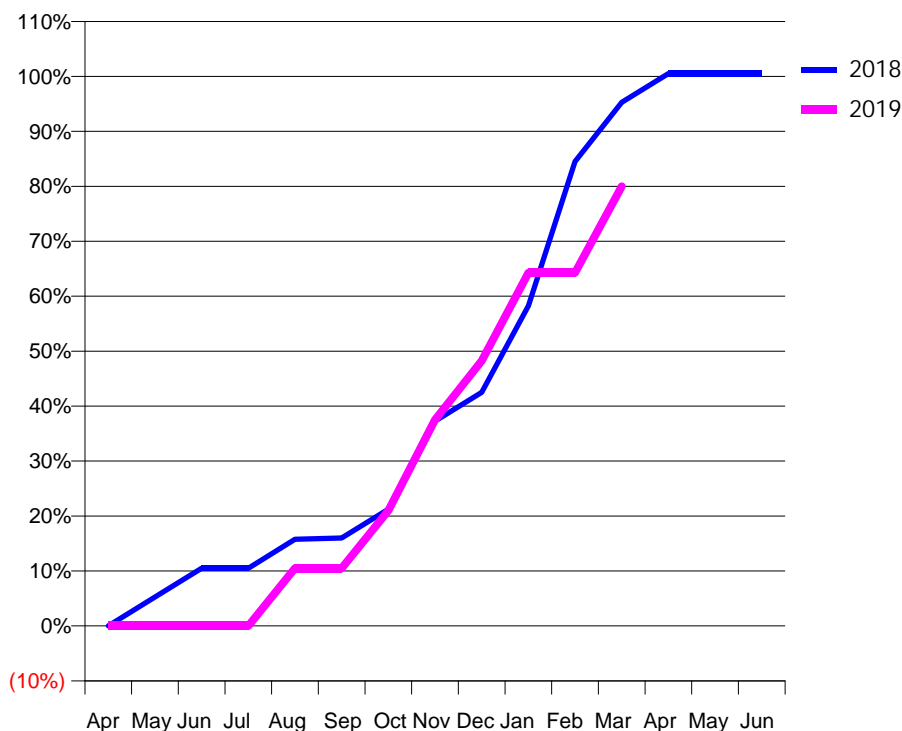
### Q45 - Vital Signs Orthodontic At a Glance Contract Report for 919047/0001 - March 2019

Name or company name	MR TR LEWIS	18/19 Contracted general activity (UDA)	4,075
Contract type name	GDS Contract	Carry forward general activity (UDA)	0
Purpose of contract	General and Orthodontic	18/19 Contracted orthodontic activity (UOA)	400
Contract start date	01/04/2006	Carry forward orthodontic activity (UOA)	0
Contract end date		Baseline contract value	£98,631.55

ACCESS	Contract	England and Wales
24 month ratio of assessments to patient IDs	1.00	1.08

ACTIVITY	Contract
Contract assess and fit appliances (case starts) as a percentage of Area Team case starts	0.4 %

Cumulative percentage of contracted UOA delivered 2018 & 2019



Month	Adjusted Scheduled Activity (UOA)		
	2017	2018	2019
April	0	0	0
May	21	21	0
June	21	42	0
July	25	42	0
August	46	63	42
September	67	64	42
October	88	85	84
November	130	149	150
December	214	170	193
January	256	233	257
February	257	338	257
March	257	381	320
April	257	402	
May	257	402	
June	257	402	

#### QUANTITY METRICS (rolling 12 month period)

	Contract Quantity	Contract Base Number	Contract *	Area Team	Region	England
% of all assessments that were assess and fit appliances (case starts)	16	21	76.2%	53.0%	63.0%	59.2%
% of all assessments that were assess and refuse	0	21	0.0%	12.3%	11.1%	12.0%
% of all assessments that were assess and review	5	21	23.8%	34.7%	25.8%	28.8%
% of case starts with a reported IOTN of 3 and Aesthetic Component of 5 or below	0	16	N/A	0.1%	0.1%	0.1%
% of case starts with a reported IOTN of 3 and Aesthetic Component of 6 or above	1	16	6.3%	4.4%	3.7%	3.9%
% of case starts with a reported IOTN of 4	12	16	75.0%	78.5%	79.2%	77.6%
% of case starts with a reported IOTN of 5	3	16	18.8%	16.6%	16.4%	16.7%
% of concluded courses in receipt of dual-arch fixed appliances	10	10	100.0%	82.1%	75.4%	72.9%
% of concluded courses where treatment was abandoned or discontinued	0	10	0.0%	9.9%	8.8%	8.7%
% of patients satisfied with the treatment they have received	0	0	N/A	96.6%	96.4%	95.7%

\* Figures in italics indicate that the base number is less than 100.



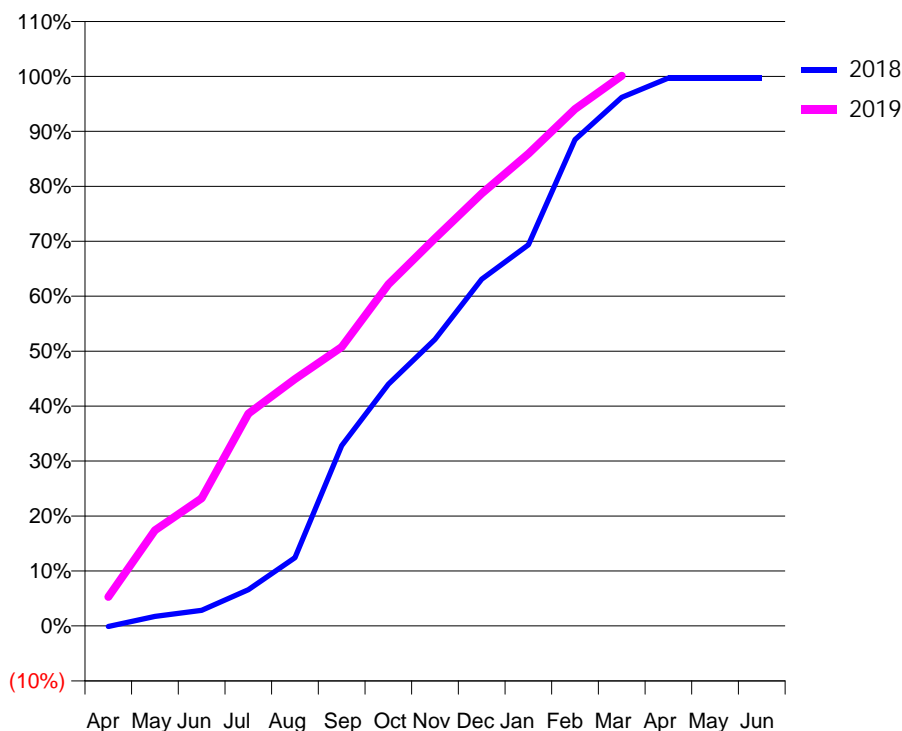
### Q46 - Vital Signs Orthodontic At a Glance Contract Report for 101281/0088 - March 2019

Name or company name	OASIS DENTAL CARE LTD	18/19 Contracted general activity (UDA)	0
Contract type name	PDS Contract	Carry forward general activity (UDA)	0
Purpose of contract	Orthodontic	18/19 Contracted orthodontic activity (UOA)	9,019
Contract start date	01/04/2006	Carry forward orthodontic activity (UOA)	28
Contract end date	31/03/2021	Baseline contract value	£559,499.74

ACCESS	Contract	England and Wales
24 month ratio of assessments to patient IDs	1.01	1.08

ACTIVITY	Contract
Contract assess and fit appliances (case starts) as a percentage of Area Team case starts	4.8 %

Cumulative percentage of contracted UOA delivered 2018 & 2019



Month	Adjusted Scheduled Activity (UOA)		
	2017	2018	2019
April	307	-11	476
May	706	157	1,570
June	1,174	258	2,095
July	1,595	595	3,485
August	2,246	1,120	4,052
September	2,691	2,959	4,577
October	3,596	3,967	5,606
November	4,037	4,702	6,362
December	5,110	5,689	7,097
January	6,167	6,256	7,748
February	7,303	7,980	8,483
March	8,649	8,674	9,029
April	9,008	8,991	
May	9,008	8,991	
June	9,008	8,991	

### QUANTITY METRICS (rolling 12 month period)

	Contract Quantity	Contract Base Number	Contract *	Area Team	Region	England
% of all assessments that were assess and fit appliances (case starts)	449	454	98.9%	80.7%	63.0%	59.2%
% of all assessments that were assess and refuse	2	454	0.4%	7.7%	11.1%	12.0%
% of all assessments that were assess and review	3	454	0.7%	11.6%	25.8%	28.8%
% of case starts with a reported IOTN of 3 and Aesthetic Component of 5 or below	0	449	N/A	0.1%	0.1%	0.1%
% of case starts with a reported IOTN of 3 and Aesthetic Component of 6 or above	49	449	10.9%	4.7%	3.7%	3.9%
% of case starts with a reported IOTN of 4	355	449	79.1%	80.5%	79.2%	77.6%
% of case starts with a reported IOTN of 5	45	449	10.0%	14.3%	16.4%	16.7 %
% of concluded courses in receipt of dual-arch fixed appliances	320	374	85.6%	68.6%	75.4%	72.9%
% of concluded courses where treatment was abandoned or discontinued	40	374	10.7%	7.4%	8.8%	8.7%
% of patients satisfied with the treatment they have received	16	16	100.0%	94.5%	96.4%	95.7%

\* Figures in italics indicate that the base number is less than 100.

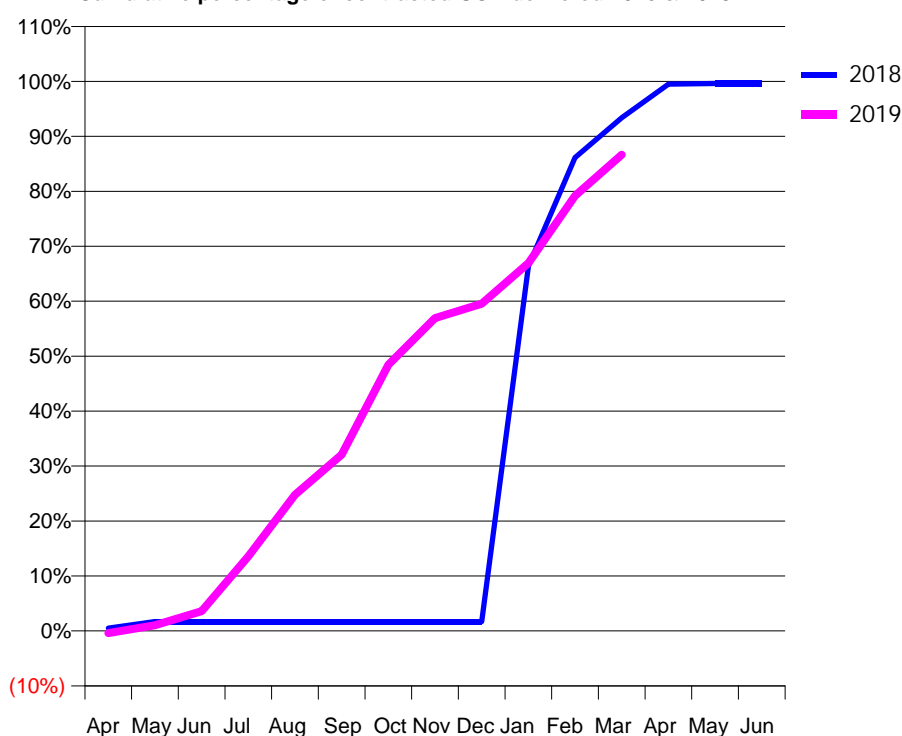
### Q46 - Vital Signs Orthodontic At a Glance Contract Report for 101281/0146 - March 2019

Name or company name	OASIS DENTAL CARE LTD	18/19 Contracted general activity (UDA)	0
Contract type name	PDS Contract	Carry forward general activity (UDA)	0
Purpose of contract	Orthodontic	18/19 Contracted orthodontic activity (UOA)	1,752
Contract start date	01/04/2006	Carry forward orthodontic activity (UOA)	7
Contract end date	31/03/2021	Baseline contract value	£115,385.67

ACCESS	Contract	England and Wales
24 month ratio of assessments to patient IDs	1.04	1.08

ACTIVITY	Contract
Contract assess and fit appliances (case starts) as a percentage of Area Team case starts	0.8 %

Cumulative percentage of contracted UOA delivered 2018 & 2019



Month	Adjusted Scheduled Activity (UOA)		
	2017	2018	2019
April	0	9	-7
May	85	30	18
June	193	30	63
July	258	30	238
August	364	30	434
September	492	30	562
October	640	30	849
November	770	30	997
December	1,064	30	1,043
January	1,087	1,163	1,173
February	1,409	1,509	1,387
March	1,641	1,636	1,518
April	1,746	1,743	
May	1,746	1,745	
June	1,746	1,745	

#### QUANTITY METRICS (rolling 12 month period)

	Contract Quantity	Contract Base Number	Contract *	Area Team	Region	England
% of all assessments that were assess and fit appliances (case starts)	76	127	59.8%	80.7%	63.0%	59.2%
% of all assessments that were assess and refuse	6	127	4.7%	7.7%	11.1%	12.0%
% of all assessments that were assess and review	45	127	35.4%	11.6%	25.8%	28.8%
% of case starts with a reported IOTN of 3 and Aesthetic Component of 5 or below	0	76	<i>N/A</i>	0.1%	0.1%	0.1%
% of case starts with a reported IOTN of 3 and Aesthetic Component of 6 or above	2	76	2.6%	4.7%	3.7%	3.9%
% of case starts with a reported IOTN of 4	69	76	90.8%	80.5%	79.2%	77.6%
% of case starts with a reported IOTN of 5	5	76	6.6%	14.3%	16.4%	16.7%
% of concluded courses in receipt of dual-arch fixed appliances	0	4	<i>N/A</i>	68.6%	75.4%	72.9%
% of concluded courses where treatment was abandoned or discontinued	4	4	100.0%	7.4%	8.8%	8.7%
% of patients satisfied with the treatment they have received	1	1	100.0%	94.5%	96.4%	95.7%

\* Figures in italics indicate that the base number is less than 100.

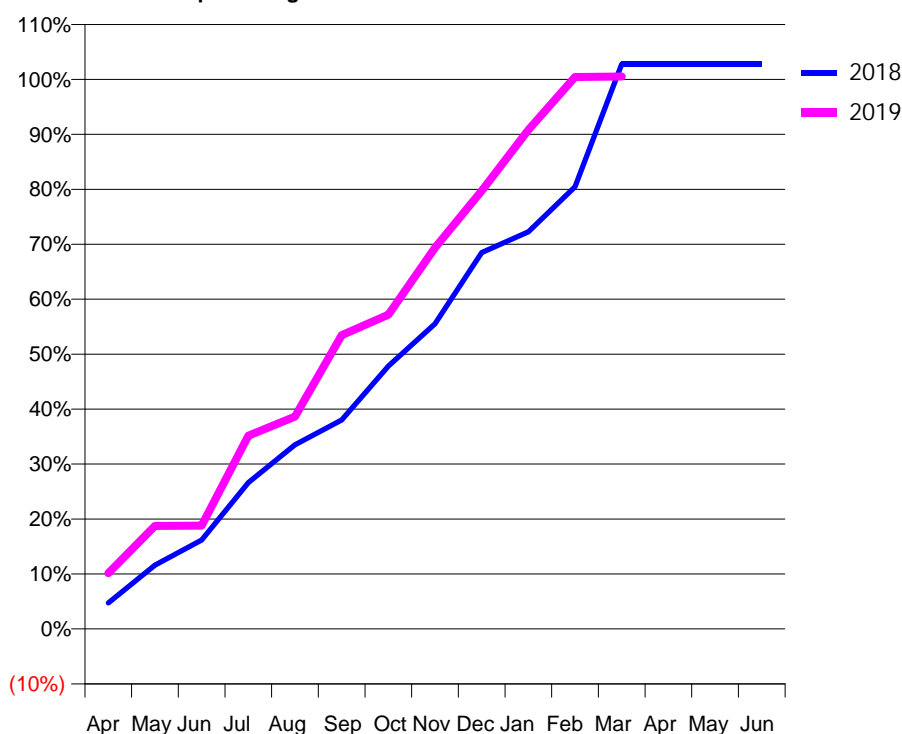
### Q46 - Vital Signs Orthodontic At a Glance Contract Report for 101281/0209 - March 2019

Name or company name	OASIS DENTAL CARE LTD	18/19 Contracted general activity (UDA)	0
Contract type name	PDS Contract	Carry forward general activity (UDA)	0
Purpose of contract	Orthodontic	18/19 Contracted orthodontic activity (UOA)	7,971
Contract start date	01/09/2009	Carry forward orthodontic activity (UOA)	-159
Contract end date	31/03/2021	Baseline contract value	£494,493.24

ACCESS	Contract	England and Wales
24 month ratio of assessments to patient IDs	1.01	1.08

ACTIVITY	Contract
Contract assess and fit appliances (case starts) as a percentage of Area Team case starts	4.0 %

Cumulative percentage of contracted UOA delivered 2018 & 2019



Month	Adjusted Scheduled Activity (UOA)		
	2017	2018	2019
April	294	379	810
May	945	925	1,494
June	1,008	1,289	1,499
July	1,367	2,123	2,804
August	1,662	2,671	3,078
September	3,346	3,030	4,260
October	4,063	3,813	4,558
November	4,822	4,424	5,529
December	5,351	5,460	6,356
January	6,128	5,761	7,239
February	6,804	6,413	8,006
March	7,963	8,193	8,011
April	7,964	8,193	
May	7,964	8,193	
June	7,964	8,193	

### QUANTITY METRICS (rolling 12 month period)

	Contract Quantity	Contract Base Number	Contract *	Area Team	Region	England
% of all assessments that were assess and fit appliances (case starts)	374	425	88.0%	80.7%	63.0%	59.2%
% of all assessments that were assess and refuse	0	425	0.0%	7.7%	11.1%	12.0%
% of all assessments that were assess and review	51	425	12.0%	11.6%	25.8%	28.8%
% of case starts with a reported IOTN of 3 and Aesthetic Component of 5 or below	0	374	N/A	0.1%	0.1%	0.1%
% of case starts with a reported IOTN of 3 and Aesthetic Component of 6 or above	5	374	1.3%	4.7%	3.7%	3.9%
% of case starts with a reported IOTN of 4	310	374	82.9%	80.5%	79.2%	77.6%
% of case starts with a reported IOTN of 5	58	374	15.5%	14.3%	16.4%	16.7%
% of concluded courses in receipt of dual-arch fixed appliances	286	319	89.7%	68.6%	75.4%	72.9%
% of concluded courses where treatment was abandoned or discontinued	25	319	7.8%	7.4%	8.8%	8.7%
% of patients satisfied with the treatment they have received	5	5	100.0%	94.5%	96.4%	95.7%

\* Figures in italics indicate that the base number is less than 100.

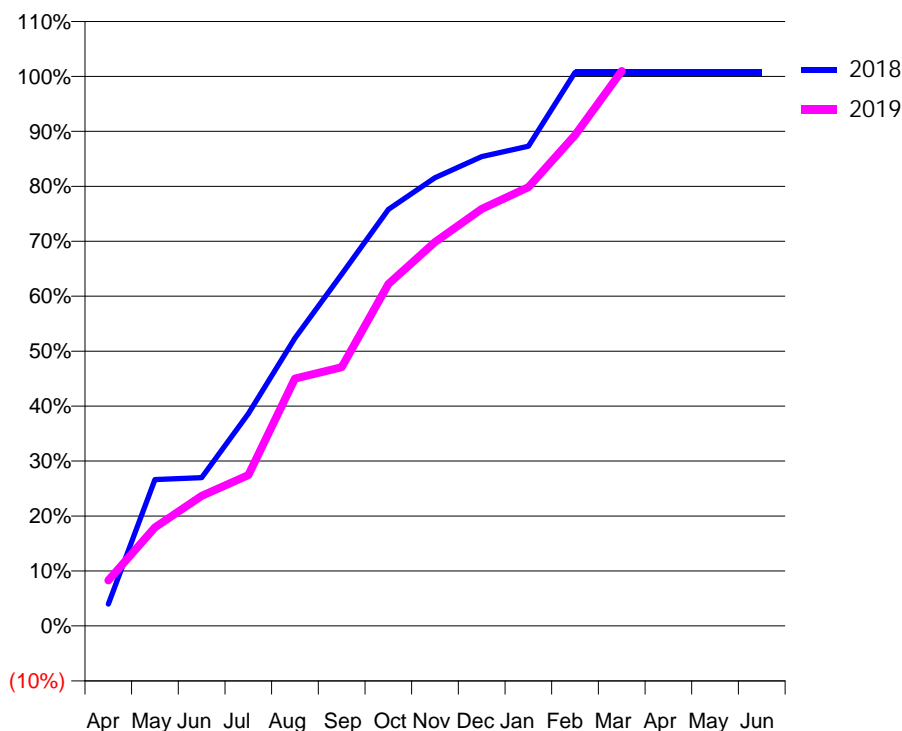
### Q46 - Vital Signs Orthodontic At a Glance Contract Report for 102903/0001 - March 2019

Name or company name	Fogg, Whittingham & Casserley	18/19 Contracted general activity (UDA)	39,616
Contract type name	GDS Contract	Carry forward general activity (UDA)	344
Purpose of contract	General and Orthodontic	18/19 Contracted orthodontic activity (UOA)	1,111
Contract start date	01/04/2006	Carry forward orthodontic activity (UOA)	-8
Contract end date		Baseline contract value	£1,210,533.94

ACCESS	Contract	England and Wales
24 month ratio of assessments to patient IDs	1.07	1.08

ACTIVITY	Contract
Contract assess and fit appliances (case starts) as a percentage of Area Team case starts	0.6 %

Cumulative percentage of contracted UOA delivered 2018 & 2019



Month	Adjusted Scheduled Activity (UOA)		
	2017	2018	2019
April	66	44	92
May	132	296	199
June	174	300	263
July	243	429	305
August	396	582	500
September	502	711	523
October	671	842	691
November	869	906	776
December	1,000	949	843
January	1,065	970	887
February	1,110	1,119	992
March	1,113	1,119	1,122
April	1,114	1,119	
May	1,113	1,119	
June	1,113	1,119	

#### QUANTITY METRICS (rolling 12 month period)

	Contract Quantity	Contract Base Number	Contract *	Area Team	Region	England
% of all assessments that were assess and fit appliances (case starts)	52	74	70.3%	80.7%	63.0%	59.2%
% of all assessments that were assess and refuse	2	74	2.7%	7.7%	11.1%	12.0%
% of all assessments that were assess and review	20	74	27.0%	11.6%	25.8%	28.8%
% of case starts with a reported IOTN of 3 and Aesthetic Component of 5 or below	0	52	N/A	0.1%	0.1%	0.1%
% of case starts with a reported IOTN of 3 and Aesthetic Component of 6 or above	1	52	1.9%	4.7%	3.7%	3.9%
% of case starts with a reported IOTN of 4	51	52	98.1%	80.5%	79.2%	77.6%
% of case starts with a reported IOTN of 5	0	52	N/A	14.3%	16.4%	16.7%
% of concluded courses in receipt of dual-arch fixed appliances	0	46	N/A	68.6%	75.4%	72.9%
% of concluded courses where treatment was abandoned or discontinued	12	46	26.1%	7.4%	8.8%	8.7%
% of patients satisfied with the treatment they have received	0	0	N/A	94.5%	96.4%	95.7%

\* Figures in italics indicate that the base number is less than 100.

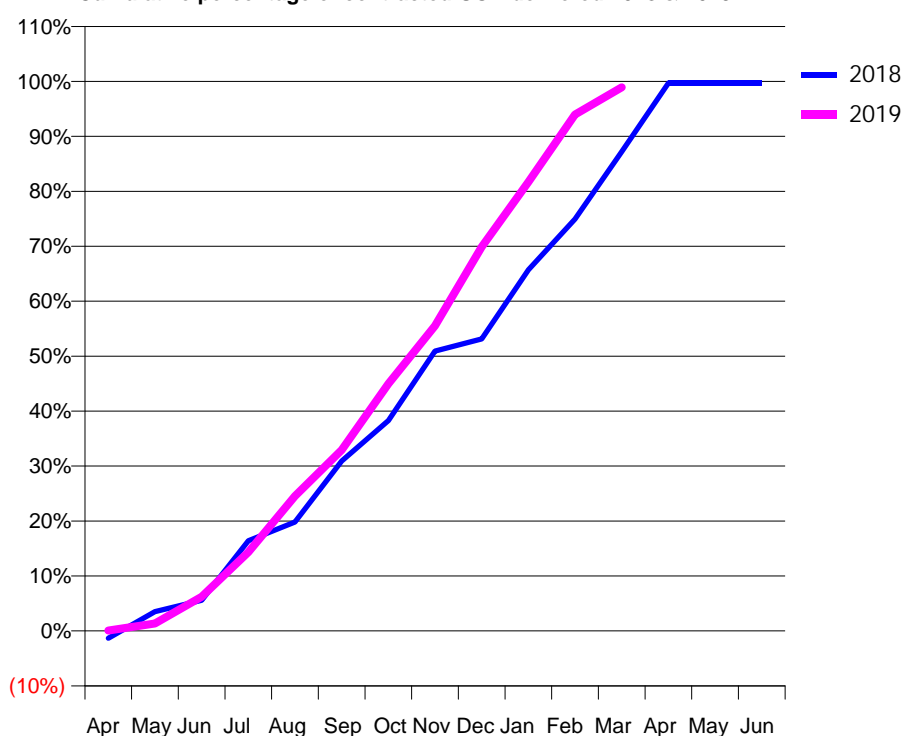
### Q46 - Vital Signs Orthodontic At a Glance Contract Report for 104507/0001 - March 2019

Name or company name	Heaton Mersey Orthodontic Centre	18/19 Contracted general activity (UDA)	0
Contract type name	PDS Contract	Carry forward general activity (UDA)	0
Purpose of contract	Orthodontic	18/19 Contracted orthodontic activity (UOA)	16,392
Contract start date	01/04/2006	Carry forward orthodontic activity (UOA)	48
Contract end date	31/03/2021	Baseline contract value	£1,155,221.31

ACCESS	Contract	England and Wales
24 month ratio of assessments to patient IDs	1.02	1.08

ACTIVITY	Contract
Contract assess and fit appliances (case starts) as a percentage of Area Team case starts	9.3 %

Cumulative percentage of contracted UOA delivered 2018 & 2019



Month	Adjusted Scheduled Activity (UOA)		
	2017	2018	2019
April	5	-222	15
May	1,278	573	219
June	2,059	914	1,020
July	2,887	2,690	2,352
August	4,632	3,246	4,023
September	5,898	5,065	5,396
October	6,893	6,277	7,374
November	8,185	8,347	9,099
December	9,036	8,709	11,453
January	10,394	10,774	13,391
February	11,866	12,287	15,406
March	14,979	14,294	16,212
April	16,167	16,344	
May	16,167	16,344	
June	16,167	16,344	

#### QUANTITY METRICS (rolling 12 month period)

	Contract Quantity	Contract Base Number	Contract *	Area Team	Region	England
% of all assessments that were assess and fit appliances (case starts)	867	1,048	82.7%	80.7%	63.0%	59.2%
% of all assessments that were assess and refuse	112	1,048	10.7%	7.7%	11.1%	12.0%
% of all assessments that were assess and review	69	1,048	6.6%	11.6%	25.8%	28.8%
% of case starts with a reported IOTN of 3 and Aesthetic Component of 5 or below	3	867	0.3%	0.1%	0.1%	0.1%
% of case starts with a reported IOTN of 3 and Aesthetic Component of 6 or above	34	867	3.9%	4.7%	3.7%	3.9%
% of case starts with a reported IOTN of 4	715	867	82.5%	80.5%	79.2%	77.6%
% of case starts with a reported IOTN of 5	112	867	12.9%	14.3%	16.4%	16.7 %
% of concluded courses in receipt of dual-arch fixed appliances	809	898	90.1%	68.6%	75.4%	72.9%
% of concluded courses where treatment was abandoned or discontinued	79	898	8.8%	7.4%	8.8%	8.7%
% of patients satisfied with the treatment they have received	5	6	83.3%	94.5%	96.4%	95.7%

\* Figures in italics indicate that the base number is less than 100.

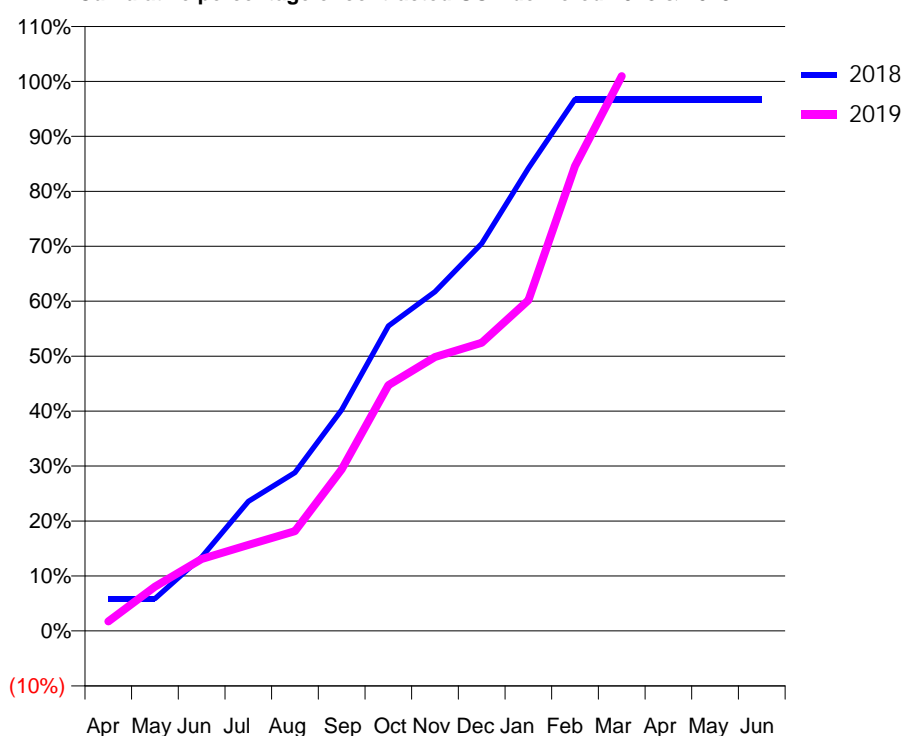
### Q46 - Vital Signs Orthodontic At a Glance Contract Report for 108367/0001 - March 2019

Name or company name	Bell Lane Dental Practice	18/19 Contracted general activity (UDA)	12,338
Contract type name	GDS Contract	Carry forward general activity (UDA)	5
Purpose of contract	General and Orthodontic	18/19 Contracted orthodontic activity (UOA)	1,680
Contract start date	01/04/2012	Carry forward orthodontic activity (UOA)	55
Contract end date		Baseline contract value	£575,694.09

ACCESS	Contract	England and Wales
24 month ratio of assessments to patient IDs	1.01	1.08

ACTIVITY	Contract
Contract assess and fit appliances (case starts) as a percentage of Area Team case starts	0.9 %

Cumulative percentage of contracted UOA delivered 2018 & 2019



Month	Adjusted Scheduled Activity (UOA)		
	2017	2018	2019
April	142	99	29
May	226	99	135
June	270	226	220
July	419	396	263
August	485	484	305
September	691	676	494
October	805	932	751
November	838	1,037	837
December	992	1,184	881
January	1,037	1,415	1,011
February	1,362	1,625	1,421
March	1,601	1,625	1,696
April	1,649	1,625	
May	1,649	1,625	
June	1,649	1,625	

#### QUANTITY METRICS (rolling 12 month period)

	Contract Quantity	Contract Base Number	Contract *	Area Team	Region	England
% of all assessments that were assess and fit appliances (case starts)	82	107	76.6%	80.7%	63.0%	59.2%
% of all assessments that were assess and refuse	25	107	23.4%	7.7%	11.1%	12.0%
% of all assessments that were assess and review	0	107	0.0%	11.6%	25.8%	28.8%
% of case starts with a reported IOTN of 3 and Aesthetic Component of 5 or below	0	82	<i>N/A</i>	0.1%	0.1%	0.1%
% of case starts with a reported IOTN of 3 and Aesthetic Component of 6 or above	1	82	<i>1.2%</i>	4.7%	3.7%	3.9%
% of case starts with a reported IOTN of 4	65	82	<i>79.3%</i>	80.5%	79.2%	77.6%
% of case starts with a reported IOTN of 5	16	82	<i>19.5%</i>	14.3%	16.4%	16.7 %
% of concluded courses in receipt of dual-arch fixed appliances	39	54	<i>72.2%</i>	68.6%	75.4%	72.9%
% of concluded courses where treatment was abandoned or discontinued	8	54	<i>14.8%</i>	7.4%	8.8%	8.7%
% of patients satisfied with the treatment they have received	0	1	<i>0.0%</i>	94.5%	96.4%	95.7%

\* Figures in italics indicate that the base number is less than 100.

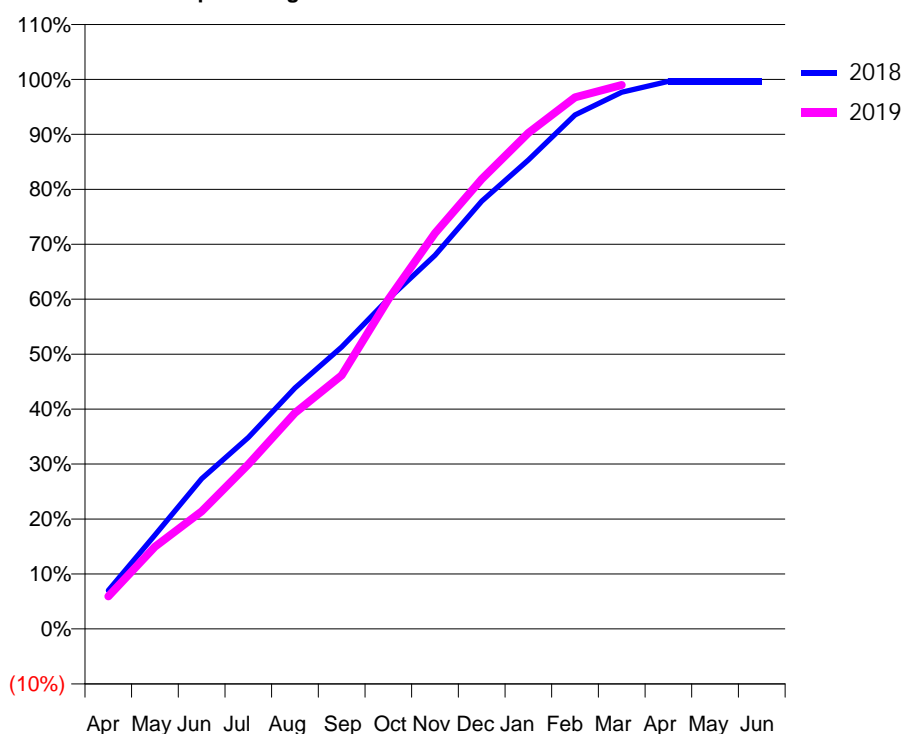
### Q46 - Vital Signs Orthodontic At a Glance Contract Report for 125040/0001 - March 2019

Name or company name	Red Rose Dental Group	18/19 Contracted general activity (UDA)	6,575
Contract type name	GDS Contract	Carry forward general activity (UDA)	0
Purpose of contract	General and Orthodontic	18/19 Contracted orthodontic activity (UOA)	5,533
Contract start date	01/04/2013	Carry forward orthodontic activity (UOA)	19
Contract end date		Baseline contract value	£575,438.70

ACCESS	Contract	England and Wales
24 month ratio of assessments to patient IDs	1.06	1.08

ACTIVITY	Contract
Contract assess and fit appliances (case starts) as a percentage of Area Team case starts	2.8 %

Cumulative percentage of contracted UOA delivered 2018 & 2019



Month	Adjusted Scheduled Activity (UOA)		
	2017	2018	2019
April	624	387	328
May	1,229	946	828
June	1,721	1,513	1,183
July	2,154	1,929	1,657
August	2,588	2,425	2,174
September	2,852	2,838	2,553
October	3,354	3,324	3,318
November	4,001	3,761	3,985
December	4,561	4,307	4,528
January	4,827	4,722	4,994
February	5,049	5,175	5,352
March	5,351	5,404	5,476
April	5,477	5,514	
May	5,477	5,514	
June	5,477	5,514	

### QUANTITY METRICS (rolling 12 month period)

	Contract Quantity	Contract Base Number	Contract *	Area Team	Region	England
% of all assessments that were assess and fit appliances (case starts)	260	498	52.2%	80.7%	63.0%	59.2%
% of all assessments that were assess and refuse	134	498	26.9%	7.7%	11.1%	12.0%
% of all assessments that were assess and review	104	498	20.9%	11.6%	25.8%	28.8%
% of case starts with a reported IOTN of 3 and Aesthetic Component of 5 or below	0	260	N/A	0.1%	0.1%	0.1%
% of case starts with a reported IOTN of 3 and Aesthetic Component of 6 or above	21	260	8.1%	4.7%	3.7%	3.9%
% of case starts with a reported IOTN of 4	188	260	72.3%	80.5%	79.2%	77.6%
% of case starts with a reported IOTN of 5	51	260	19.6%	14.3%	16.4%	16.7 %
% of concluded courses in receipt of dual-arch fixed appliances	248	260	95.4%	68.6%	75.4%	72.9%
% of concluded courses where treatment was abandoned or discontinued	11	260	4.2%	7.4%	8.8%	8.7%
% of patients satisfied with the treatment they have received	3	3	100.0%	94.5%	96.4%	95.7%

\* Figures in italics indicate that the base number is less than 100.

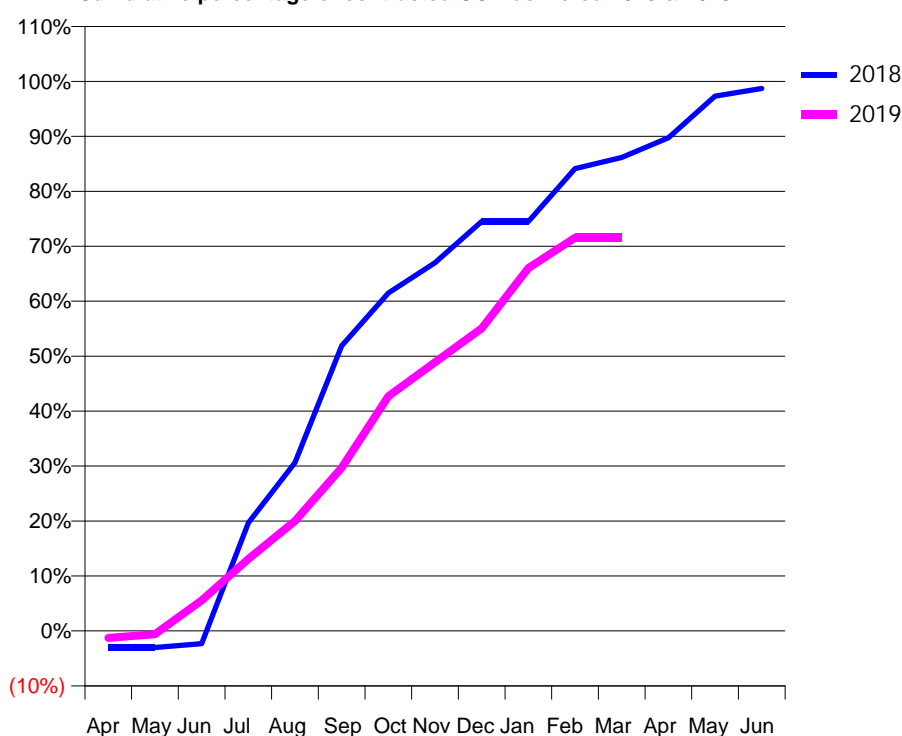
### Q46 - Vital Signs Orthodontic At a Glance Contract Report for 126535/0001 - March 2019

Name or company name	KML Orthodontics	18/19 Contracted general activity (UDA)	0
Contract type name	PDS Contract	Carry forward general activity (UDA)	0
Purpose of contract	Orthodontic	18/19 Contracted orthodontic activity (UOA)	3,065
Contract start date	01/04/2012	Carry forward orthodontic activity (UOA)	40
Contract end date	31/03/2021	Baseline contract value	£183,352.93

ACCESS	Contract	England and Wales
24 month ratio of assessments to patient IDs	1.00	1.08

ACTIVITY	Contract
Contract assess and fit appliances (case starts) as a percentage of Area Team case starts	1.3 %

Cumulative percentage of contracted UOA delivered 2018 & 2019



Month	Adjusted Scheduled Activity (UOA)		
	2017	2018	2019
April	-18	-93	-40
May	-18	-93	-19
June	-18	-72	170
July	-18	603	401
August	383	939	613
September	1,101	1,590	910
October	1,416	1,885	1,309
November	1,437	2,053	1,498
December	1,481	2,284	1,687
January	1,481	2,284	2,024
February	1,481	2,578	2,192
March	1,481	2,641	2,192
April	1,964	2,750	
May	2,510	2,983	
June	2,972	3,025	

### QUANTITY METRICS (rolling 12 month period)

	Contract Quantity	Contract Base Number	Contract *	Area Team	Region	England
% of all assessments that were assess and fit appliances (case starts)	125	131	95.4%	80.7%	63.0%	59.2%
% of all assessments that were assess and refuse	4	131	3.1%	7.7%	11.1%	12.0%
% of all assessments that were assess and review	2	131	1.5%	11.6%	25.8%	28.8%
% of case starts with a reported IOTN of 3 and Aesthetic Component of 5 or below	0	125	N/A	0.1%	0.1%	0.1%
% of case starts with a reported IOTN of 3 and Aesthetic Component of 6 or above	8	125	6.4%	4.7%	3.7%	3.9%
% of case starts with a reported IOTN of 4	109	125	87.2%	80.5%	79.2%	77.6%
% of case starts with a reported IOTN of 5	5	125	4.0%	14.3%	16.4%	16.7 %
% of concluded courses in receipt of dual-arch fixed appliances	82	88	93.2%	68.6%	75.4%	72.9%
% of concluded courses where treatment was abandoned or discontinued	3	88	3.4%	7.4%	8.8%	8.7%
% of patients satisfied with the treatment they have received	2	2	100.0%	94.5%	96.4%	95.7%

\* Figures in italics indicate that the base number is less than 100.



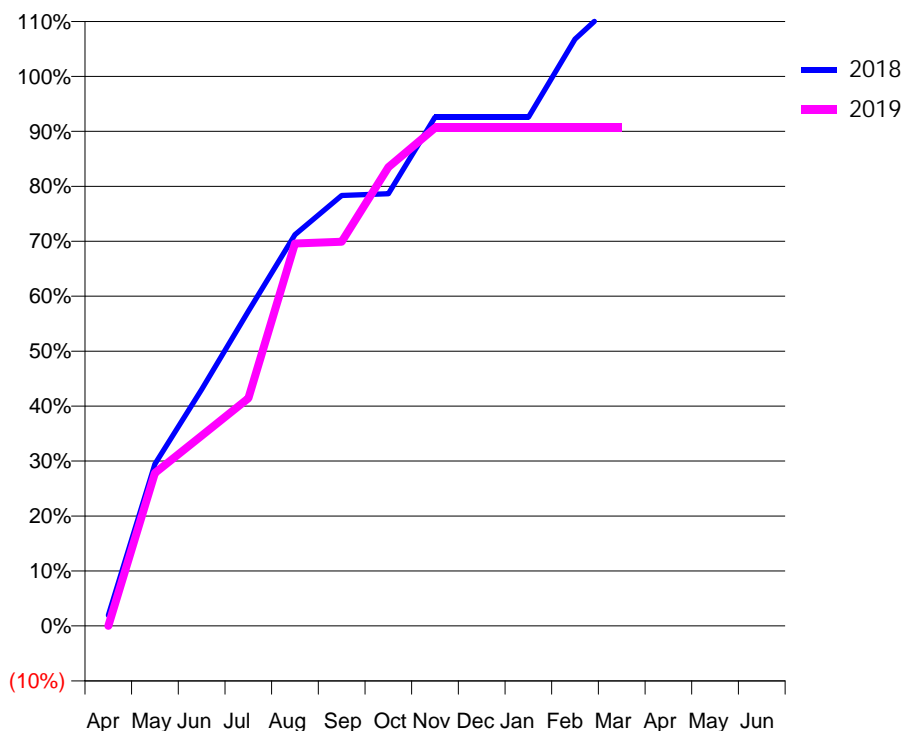
### Q46 - Vital Signs Orthodontic At a Glance Contract Report for 134899/0001 - March 2019

Name or company name	High Lane Partnership	18/19 Contracted general activity (UDA)	14,969
Contract type name	GDS Contract	Carry forward general activity (UDA)	0
Purpose of contract	General and Orthodontic	18/19 Contracted orthodontic activity (UOA)	309
Contract start date	01/06/2015	Carry forward orthodontic activity (UOA)	0
Contract end date		Baseline contract value	£445,276.17

ACCESS	Contract	England and Wales
24 month ratio of assessments to patient IDs	1.19	1.08

ACTIVITY	Contract
Contract assess and fit appliances (case starts) as a percentage of Area Team case starts	0.1 %

Cumulative percentage of contracted UOA delivered 2018 & 2019



Month	Adjusted Scheduled Activity (UOA)		
	2017	2018	2019
April	0	6	0
May	105	91	86
June	171	133	107
July	173	177	128
August	304	220	215
September	305	242	216
October	306	243	258
November	329	286	280
December	329	286	280
January	329	286	280
February	329	330	280
March	329	354	280
April	329	354	
May	328	354	
June	329	354	

### QUANTITY METRICS (rolling 12 month period)

	Contract Quantity	Contract Base Number	Contract *	Area Team	Region	England
% of all assessments that were assess and fit appliances (case starts)	13	21	61.9%	80.7%	63.0%	59.2%
% of all assessments that were assess and refuse	7	21	33.3%	7.7%	11.1%	12.0%
% of all assessments that were assess and review	1	21	4.8%	11.6%	25.8%	28.8%
% of case starts with a reported IOTN of 3 and Aesthetic Component of 5 or below	0	13	<i>N/A</i>	0.1%	0.1%	0.1%
% of case starts with a reported IOTN of 3 and Aesthetic Component of 6 or above	0	13	<i>N/A</i>	4.7%	3.7%	3.9%
% of case starts with a reported IOTN of 4	12	13	92.3%	80.5%	79.2%	77.6%
% of case starts with a reported IOTN of 5	1	13	7.7%	14.3%	16.4%	16.7%
% of concluded courses in receipt of dual-arch fixed appliances	0	5	<i>N/A</i>	68.6%	75.4%	72.9%
% of concluded courses where treatment was abandoned or discontinued	0	5	0.0%	7.4%	8.8%	8.7%
% of patients satisfied with the treatment they have received	0	0	<i>N/A</i>	94.5%	96.4%	95.7%

\* Figures in italics indicate that the base number is less than 100.

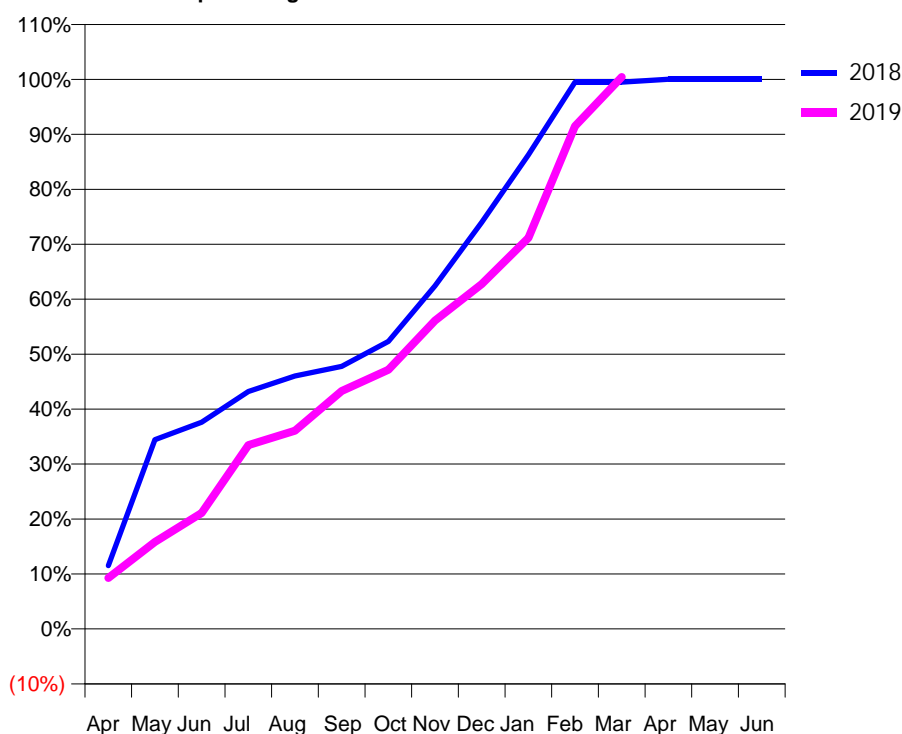
### Q46 - Vital Signs Orthodontic At a Glance Contract Report for 136433/0001 - March 2019

Name or company name	Links Associates Salford Ltd	18/19 Contracted general activity (UDA)	0
Contract type name	PDS Contract	Carry forward general activity (UDA)	0
Purpose of contract	Orthodontic	18/19 Contracted orthodontic activity (UOA)	12,025
Contract start date	01/07/2014	Carry forward orthodontic activity (UOA)	-2
Contract end date	31/03/2021	Baseline contract value	£745,947.83

ACCESS	Contract	England and Wales
24 month ratio of assessments to patient IDs	1.00	1.08

ACTIVITY	Contract
Contract assess and fit appliances (case starts) as a percentage of Area Team case starts	6.2 %

Cumulative percentage of contracted UOA delivered 2018 & 2019



Month	Adjusted Scheduled Activity (UOA)		
	2017	2018	2019
April	933	1,384	1,117
May	2,153	4,143	1,904
June	4,066	4,521	2,536
July	6,611	5,195	4,022
August	7,862	5,533	4,339
September	8,540	5,743	5,204
October	9,149	6,289	5,670
November	10,249	7,507	6,745
December	10,801	8,897	7,545
January	12,718	10,375	8,557
February	12,760	11,964	11,003
March	12,760	11,964	12,076
April	12,760	12,027	
May	12,760	12,027	
June	12,760	12,027	

#### QUANTITY METRICS (rolling 12 month period)

	Contract Quantity	Contract Base Number	Contract *	Area Team	Region	England
% of all assessments that were assess and fit appliances (case starts)	577	577	100.0%	80.7%	63.0%	59.2%
% of all assessments that were assess and refuse	0	577	0.0%	7.7%	11.1%	12.0%
% of all assessments that were assess and review	0	577	0.0%	11.6%	25.8%	28.8%
% of case starts with a reported IOTN of 3 and Aesthetic Component of 5 or below	0	577	N/A	0.1%	0.1%	0.1%
% of case starts with a reported IOTN of 3 and Aesthetic Component of 6 or above	29	577	5.0%	4.7%	3.7%	3.9%
% of case starts with a reported IOTN of 4	461	577	79.9%	80.5%	79.2%	77.6%
% of case starts with a reported IOTN of 5	85	577	14.7%	14.3%	16.4%	16.7 %
% of concluded courses in receipt of dual-arch fixed appliances	0	388	N/A	68.6%	75.4%	72.9%
% of concluded courses where treatment was abandoned or discontinued	19	388	4.9%	7.4%	8.8%	8.7%
% of patients satisfied with the treatment they have received	5	5	100.0%	94.5%	96.4%	95.7%

\* Figures in italics indicate that the base number is less than 100.

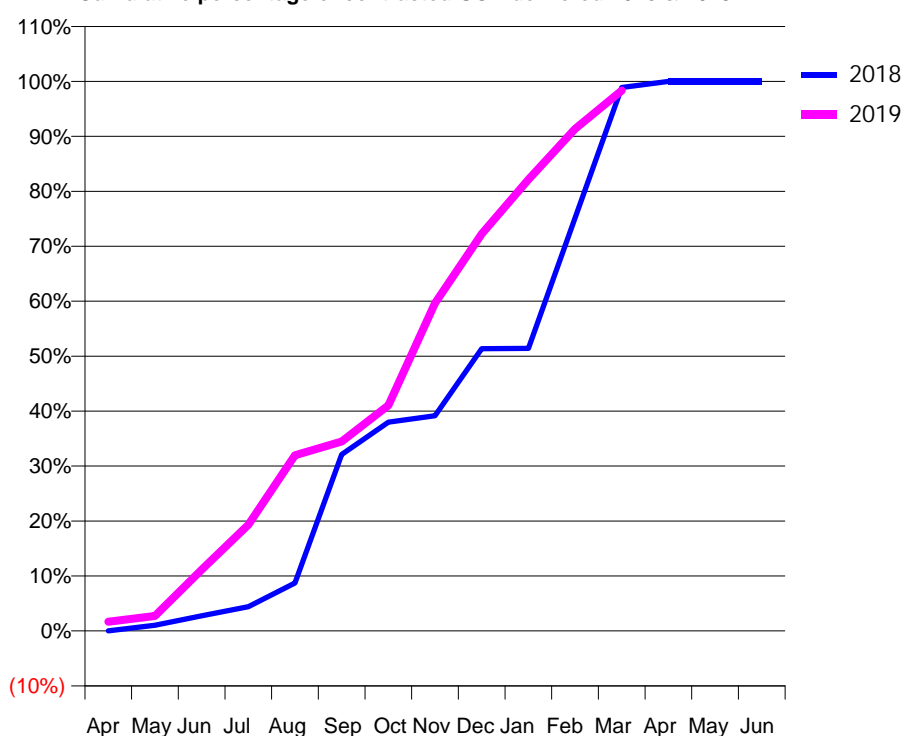
### Q46 - Vital Signs Orthodontic At a Glance Contract Report for 137596/0001 - March 2019

Name or company name	Lotus Orthodontics	18/19 Contracted general activity (UDA)	0
Contract type name	PDS Contract	Carry forward general activity (UDA)	0
Purpose of contract	Orthodontic	18/19 Contracted orthodontic activity (UOA)	2,500
Contract start date	21/01/2010	Carry forward orthodontic activity (UOA)	0
Contract end date	31/03/2021	Baseline contract value	£148,809.73

ACCESS	Contract	England and Wales
24 month ratio of assessments to patient IDs	1.08	1.08

ACTIVITY	Contract
Contract assess and fit appliances (case starts) as a percentage of Area Team case starts	1.2 %

Cumulative percentage of contracted UOA delivered 2018 & 2019



Month	Adjusted Scheduled Activity (UOA)		
	2017	2018	2019
April	-1	0	42
May	127	26	68
June	170	69	279
July	529	111	483
August	681	218	799
September	807	803	862
October	807	950	1,026
November	1,234	979	1,491
December	1,323	1,284	1,806
January	1,428	1,285	2,053
February	1,743	1,878	2,284
March	2,331	2,472	2,458
April	2,500	2,500	
May	2,500	2,500	
June	2,500	2,500	

#### QUANTITY METRICS (rolling 12 month period)

	Contract Quantity	Contract Base Number	Contract *	Area Team	Region	England
% of all assessments that were assess and fit appliances (case starts)	116	183	63.4%	80.7%	63.0%	59.2%
% of all assessments that were assess and refuse	37	183	20.2%	7.7%	11.1%	12.0%
% of all assessments that were assess and review	30	183	16.4%	11.6%	25.8%	28.8%
% of case starts with a reported IOTN of 3 and Aesthetic Component of 5 or below	0	116	N/A	0.1%	0.1%	0.1%
% of case starts with a reported IOTN of 3 and Aesthetic Component of 6 or above	6	116	5.2%	4.7%	3.7%	3.9%
% of case starts with a reported IOTN of 4	106	116	91.4%	80.5%	79.2%	77.6%
% of case starts with a reported IOTN of 5	4	116	3.4%	14.3%	16.4%	16.7 %
% of concluded courses in receipt of dual-arch fixed appliances	128	130	98.5%	68.6%	75.4%	72.9%
% of concluded courses where treatment was abandoned or discontinued	2	130	1.5%	7.4%	8.8%	8.7%
% of patients satisfied with the treatment they have received	2	2	100.0%	94.5%	96.4%	95.7%

\* Figures in italics indicate that the base number is less than 100.

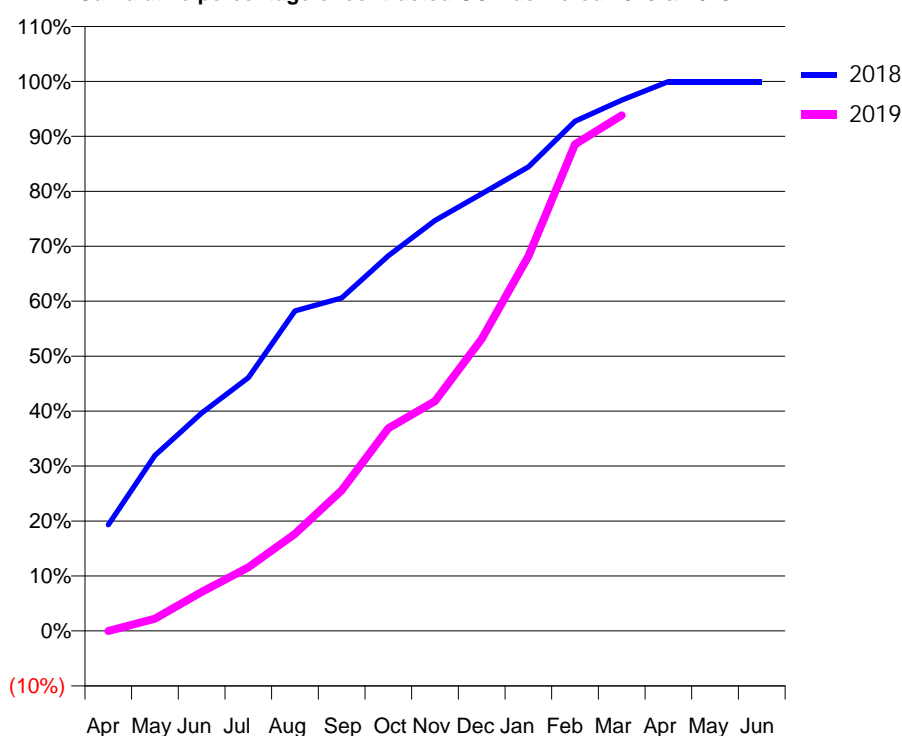
### Q46 - Vital Signs Orthodontic At a Glance Contract Report for 155985/0002 - March 2019

Name or company name	Northern Orthodontics	18/19 Contracted general activity (UDA)	0
Contract type name	PDS Contract	Carry forward general activity (UDA)	0
Purpose of contract	Orthodontic	18/19 Contracted orthodontic activity (UOA)	5,596
Contract start date	01/04/2012	Carry forward orthodontic activity (UOA)	2
Contract end date	31/03/2021	Baseline contract value	£333,095.69

ACCESS	Contract	England and Wales
24 month ratio of assessments to patient IDs	1.00	1.08

ACTIVITY	Contract
Contract assess and fit appliances (case starts) as a percentage of Area Team case starts	2.8 %

Cumulative percentage of contracted UOA delivered 2018 & 2019



Month	Adjusted Scheduled Activity (UOA)		
	2017	2018	2019
April	112	1,081	-2
May	503	1,788	124
June	1,039	2,219	397
July	1,621	2,580	649
August	2,017	3,258	989
September	2,409	3,390	1,432
October	2,602	3,820	2,064
November	3,500	4,179	2,339
December	4,416	4,452	2,973
January	5,209	4,725	3,817
February	5,447	5,189	4,955
March	5,598	5,405	5,249
April	5,598	5,594	
May	5,598	5,594	
June	5,598	5,594	

#### QUANTITY METRICS (rolling 12 month period)

	Contract Quantity	Contract Base Number	Contract *	Area Team	Region	England
% of all assessments that were assess and fit appliances (case starts)	258	258	100.0%	80.7%	63.0%	59.2%
% of all assessments that were assess and refuse	0	258	0.0%	7.7%	11.1%	12.0%
% of all assessments that were assess and review	0	258	0.0%	11.6%	25.8%	28.8%
% of case starts with a reported IOTN of 3 and Aesthetic Component of 5 or below	0	258	N/A	0.1%	0.1%	0.1%
% of case starts with a reported IOTN of 3 and Aesthetic Component of 6 or above	7	258	2.7%	4.7%	3.7%	3.9%
% of case starts with a reported IOTN of 4	209	258	81.0%	80.5%	79.2%	77.6%
% of case starts with a reported IOTN of 5	40	258	15.5%	14.3%	16.4%	16.7 %
% of concluded courses in receipt of dual-arch fixed appliances	0	330	N/A	68.6%	75.4%	72.9%
% of concluded courses where treatment was abandoned or discontinued	27	330	8.2%	7.4%	8.8%	8.7%
% of patients satisfied with the treatment they have received	3	3	100.0%	94.5%	96.4%	95.7%

\* Figures in italics indicate that the base number is less than 100.

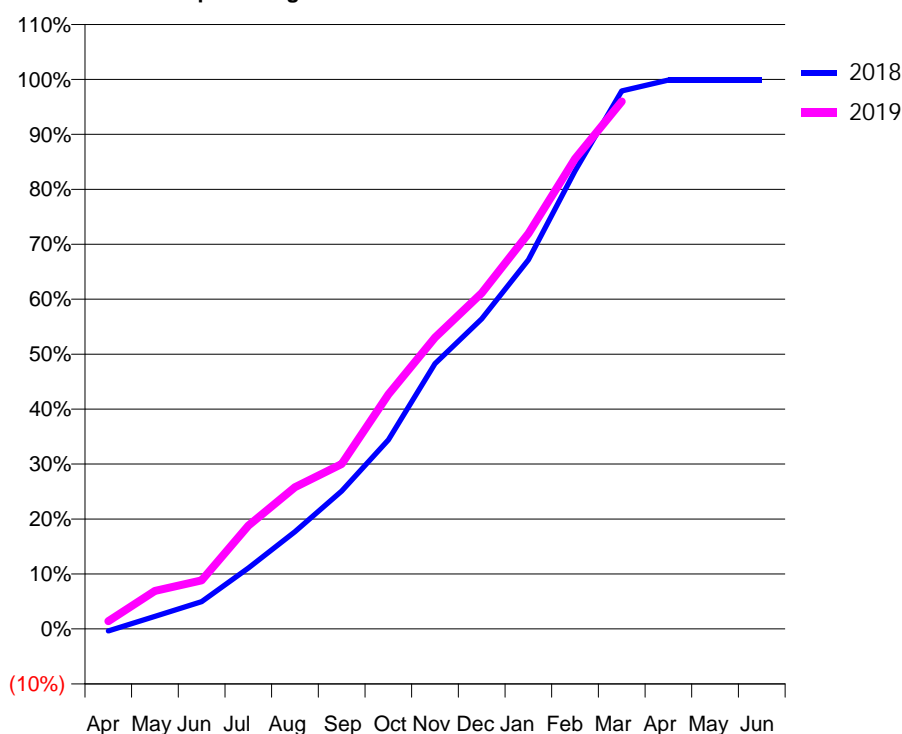
### Q46 - Vital Signs Orthodontic At a Glance Contract Report for 159336/0001 - March 2019

Name or company name	Manchester Orthodontic Centre	18/19 Contracted general activity (UDA)	0
Contract type name	PDS Contract	Carry forward general activity (UDA)	0
Purpose of contract	Orthodontic	18/19 Contracted orthodontic activity (UOA)	5,500
Contract start date	01/04/2014	Carry forward orthodontic activity (UOA)	7
Contract end date	31/03/2021	Baseline contract value	£329,018.30

ACCESS	Contract	England and Wales
24 month ratio of assessments to patient IDs	1.04	1.08

ACTIVITY	Contract
Contract assess and fit appliances (case starts) as a percentage of Area Team case starts	2.8 %

Cumulative percentage of contracted UOA delivered 2018 & 2019



Month	Adjusted Scheduled Activity (UOA)		
	2017	2018	2019
April	117	-21	78
May	457	126	381
June	667	273	486
July	1,445	609	1,034
August	1,613	973	1,418
September	2,035	1,381	1,651
October	3,013	1,892	2,347
November	3,391	2,656	2,915
December	3,980	3,104	3,362
January	4,128	3,694	3,956
February	4,805	4,582	4,705
March	5,311	5,385	5,278
April	5,437	5,493	
May	5,437	5,493	
June	5,437	5,493	

### QUANTITY METRICS (rolling 12 month period)

	Contract Quantity	Contract Base Number	Contract *	Area Team	Region	England
% of all assessments that were assess and fit appliances (case starts)	257	284	90.5%	80.7%	63.0%	59.2%
% of all assessments that were assess and refuse	10	284	3.5%	7.7%	11.1%	12.0%
% of all assessments that were assess and review	17	284	6.0%	11.6%	25.8%	28.8%
% of case starts with a reported IOTN of 3 and Aesthetic Component of 5 or below	0	257	N/A	0.1%	0.1%	0.1%
% of case starts with a reported IOTN of 3 and Aesthetic Component of 6 or above	28	257	10.9%	4.7%	3.7%	3.9%
% of case starts with a reported IOTN of 4	194	257	75.5%	80.5%	79.2%	77.6%
% of case starts with a reported IOTN of 5	34	257	13.2%	14.3%	16.4%	16.7 %
% of concluded courses in receipt of dual-arch fixed appliances	198	233	85.0%	68.6%	75.4%	72.9%
% of concluded courses where treatment was abandoned or discontinued	16	233	6.9%	7.4%	8.8%	8.7%
% of patients satisfied with the treatment they have received	3	4	75.0%	94.5%	96.4%	95.7%

\* Figures in italics indicate that the base number is less than 100.

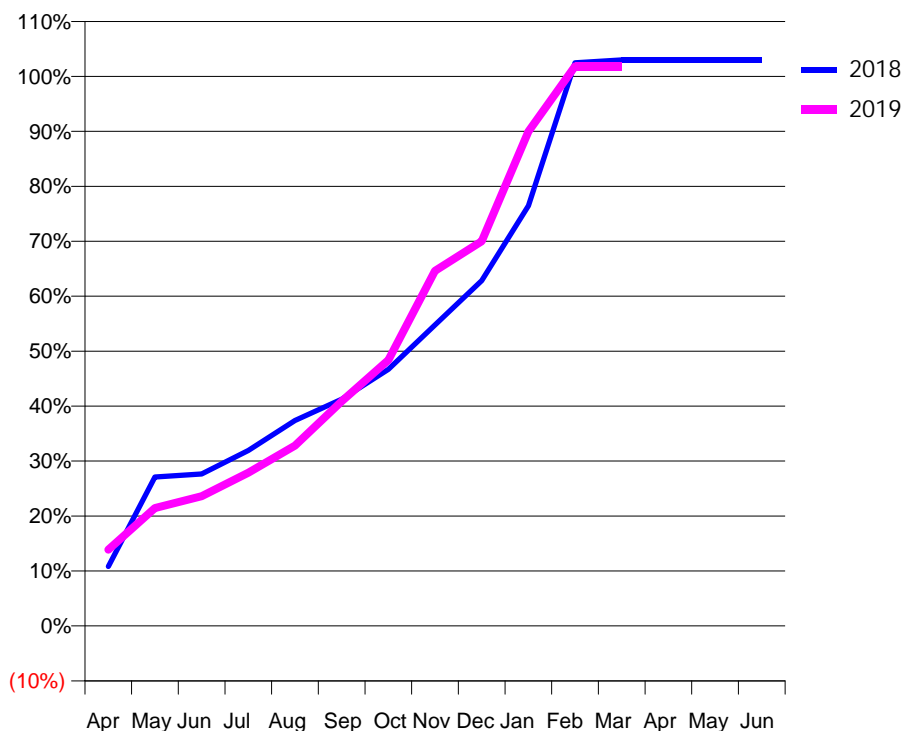
### Q46 - Vital Signs Orthodontic At a Glance Contract Report for 175366/0001 - March 2019

Name or company name	Links Associates Ashton Ltd	18/19 Contracted general activity (UDA)	0
Contract type name	PDS Contract	Carry forward general activity (UDA)	0
Purpose of contract	Orthodontic	18/19 Contracted orthodontic activity (UOA)	3,900
Contract start date	01/07/2014	Carry forward orthodontic activity (UOA)	-78
Contract end date	31/03/2021	Baseline contract value	£232,143.17

ACCESS	Contract	England and Wales
24 month ratio of assessments to patient IDs	1.01	1.08

ACTIVITY	Contract
Contract assess and fit appliances (case starts) as a percentage of Area Team case starts	2.0 %

Cumulative percentage of contracted UOA delivered 2018 & 2019



Month	Adjusted Scheduled Activity (UOA)		
	2017	2018	2019
April	342	423	542
May	1,077	1,057	836
June	1,438	1,078	920
July	1,587	1,246	1,088
August	1,755	1,458	1,279
September	2,429	1,609	1,594
October	2,429	1,821	1,888
November	2,555	2,136	2,520
December	2,597	2,451	2,730
January	2,786	2,982	3,509
February	3,334	3,996	3,971
March	3,882	4,017	3,971
April	3,966	4,017	
May	3,966	4,017	
June	3,966	4,017	

### QUANTITY METRICS (rolling 12 month period)

	Contract Quantity	Contract Base Number	Contract *	Area Team	Region	England
% of all assessments that were assess and fit appliances (case starts)	185	185	100.0%	80.7%	63.0%	59.2%
% of all assessments that were assess and refuse	0	185	0.0%	7.7%	11.1%	12.0%
% of all assessments that were assess and review	0	185	0.0%	11.6%	25.8%	28.8%
% of case starts with a reported IOTN of 3 and Aesthetic Component of 5 or below	0	185	N/A	0.1%	0.1%	0.1%
% of case starts with a reported IOTN of 3 and Aesthetic Component of 6 or above	2	185	1.1%	4.7%	3.7%	3.9%
% of case starts with a reported IOTN of 4	128	185	69.2%	80.5%	79.2%	77.6%
% of case starts with a reported IOTN of 5	52	185	28.1%	14.3%	16.4%	16.7 %
% of concluded courses in receipt of dual-arch fixed appliances	0	110	N/A	68.6%	75.4%	72.9%
% of concluded courses where treatment was abandoned or discontinued	26	110	23.6%	7.4%	8.8%	8.7%
% of patients satisfied with the treatment they have received	1	1	100.0%	94.5%	96.4%	95.7%

\* Figures in italics indicate that the base number is less than 100.

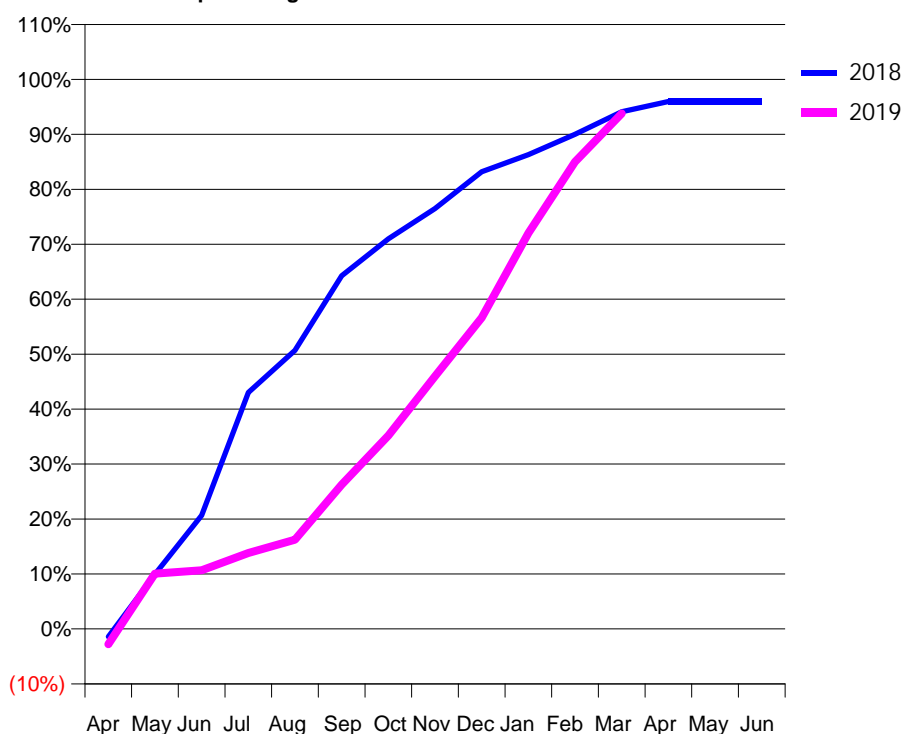
### Q46 - Vital Signs Orthodontic At a Glance Contract Report for 184551/0001 - March 2019

Name or company name	Bamford Dental Practice	18/19 Contracted general activity (UDA)	9,554
Contract type name	GDS Contract	Carry forward general activity (UDA)	225
Purpose of contract	General and Orthodontic	18/19 Contracted orthodontic activity (UOA)	3,597
Contract start date	01/04/2006	Carry forward orthodontic activity (UOA)	145
Contract end date		Baseline contract value	£511,058.69

ACCESS	Contract	England and Wales
24 month ratio of assessments to patient IDs	1.03	1.08

ACTIVITY	Contract
Contract assess and fit appliances (case starts) as a percentage of Area Team case starts	1.8 %

Cumulative percentage of contracted UOA delivered 2018 & 2019



Month	Adjusted Scheduled Activity (UOA)		
	2017	2018	2019
April	86	-52	-101
May	225	358	362
June	377	743	384
July	829	1,548	497
August	1,131	1,823	584
September	1,365	2,312	945
October	1,538	2,554	1,266
November	1,671	2,752	1,654
December	2,038	2,993	2,037
January	2,280	3,105	2,591
February	2,775	3,237	3,057
March	3,250	3,385	3,373
April	3,523	3,452	
May	3,523	3,452	
June	3,523	3,452	

#### QUANTITY METRICS (rolling 12 month period)

	Contract Quantity	Contract Base Number	Contract *	Area Team	Region	England
% of all assessments that were assess and fit appliances (case starts)	170	219	77.6%	80.7%	63.0%	59.2%
% of all assessments that were assess and refuse	15	219	6.8%	7.7%	11.1%	12.0%
% of all assessments that were assess and review	34	219	15.5%	11.6%	25.8%	28.8%
% of case starts with a reported IOTN of 3 and Aesthetic Component of 5 or below	0	170	N/A	0.1%	0.1%	0.1%
% of case starts with a reported IOTN of 3 and Aesthetic Component of 6 or above	3	170	1.8%	4.7%	3.7%	3.9%
% of case starts with a reported IOTN of 4	147	170	86.5%	80.5%	79.2%	77.6%
% of case starts with a reported IOTN of 5	18	170	10.6%	14.3%	16.4%	16.7 %
% of concluded courses in receipt of dual-arch fixed appliances	89	114	78.1%	68.6%	75.4%	72.9%
% of concluded courses where treatment was abandoned or discontinued	18	114	15.8%	7.4%	8.8%	8.7%
% of patients satisfied with the treatment they have received	1	2	50.0%	94.5%	96.4%	95.7%

\* Figures in italics indicate that the base number is less than 100.

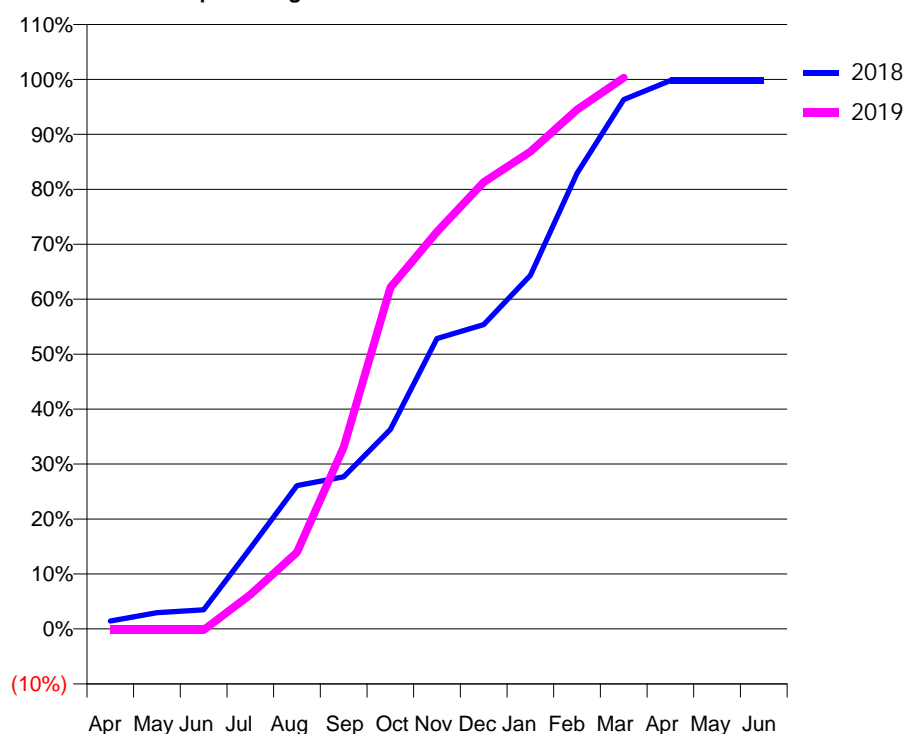
### Q46 - Vital Signs Orthodontic At a Glance Contract Report for 190063/0004 - March 2019

Name or company name	Denton Orthodontic Centre Ltd	18/19 Contracted general activity (UDA)	0
Contract type name	PDS Contract	Carry forward general activity (UDA)	0
Purpose of contract	Orthodontic	18/19 Contracted orthodontic activity (UOA)	4,232
Contract start date	01/04/2012	Carry forward orthodontic activity (UOA)	9
Contract end date	31/03/2021	Baseline contract value	£251,905.09

ACCESS	Contract	England and Wales
24 month ratio of assessments to patient IDs	1.02	1.08

ACTIVITY	Contract
Contract assess and fit appliances (case starts) as a percentage of Area Team case starts	2.2 %

Cumulative percentage of contracted UOA delivered 2018 & 2019



Month	Adjusted Scheduled Activity (UOA)		
	2017	2018	2019
April	-65	61	-9
May	82	126	-9
June	292	147	-9
July	481	622	264
August	779	1,104	590
September	1,578	1,171	1,399
October	2,067	1,536	2,630
November	2,638	2,236	3,058
December	3,002	2,344	3,441
January	3,046	2,723	3,676
February	3,681	3,508	3,999
March	4,123	4,077	4,244
April	4,230	4,223	
May	4,230	4,223	
June	4,230	4,223	

#### QUANTITY METRICS (rolling 12 month period)

	Contract Quantity	Contract Base Number	Contract *	Area Team	Region	England
% of all assessments that were assess and fit appliances (case starts)	206	287	71.8%	80.7%	63.0%	59.2%
% of all assessments that were assess and refuse	62	287	21.6%	7.7%	11.1%	12.0%
% of all assessments that were assess and review	19	287	6.6%	11.6%	25.8%	28.8%
% of case starts with a reported IOTN of 3 and Aesthetic Component of 5 or below	1	206	0.5%	0.1%	0.1%	0.1%
% of case starts with a reported IOTN of 3 and Aesthetic Component of 6 or above	17	206	8.3%	4.7%	3.7%	3.9%
% of case starts with a reported IOTN of 4	121	206	58.7%	80.5%	79.2%	77.6%
% of case starts with a reported IOTN of 5	66	206	32.0%	14.3%	16.4%	16.7%
% of concluded courses in receipt of dual-arch fixed appliances	160	178	89.9%	68.6%	75.4%	72.9%
% of concluded courses where treatment was abandoned or discontinued	12	178	6.7%	7.4%	8.8%	8.7%
% of patients satisfied with the treatment they have received	4	4	100.0%	94.5%	96.4%	95.7%

\* Figures in italics indicate that the base number is less than 100.



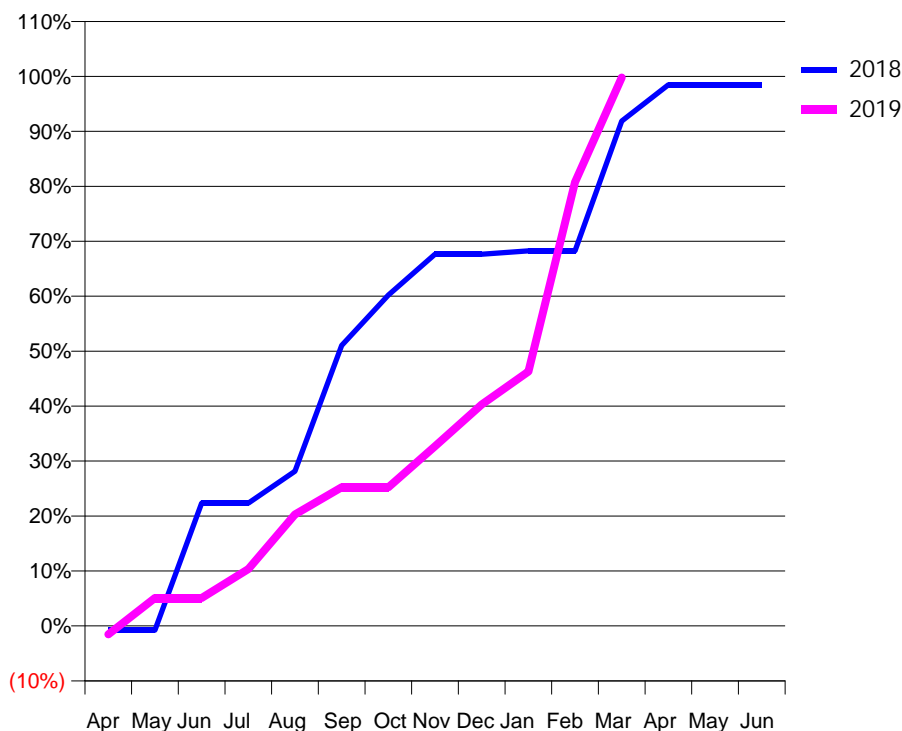
### Q46 - Vital Signs Orthodontic At a Glance Contract Report for 190470/0007 - March 2019

Name or company name	G.k.A (1996) Ltd	18/19 Contracted general activity (UDA)	40,268
Contract type name	GDS Contract	Carry forward general activity (UDA)	1,552
Purpose of contract	General and Orthodontic	18/19 Contracted orthodontic activity (UOA)	2,541
Contract start date	01/05/2009	Carry forward orthodontic activity (UOA)	39
Contract end date		Baseline contract value	£1,314,484.32

ACCESS	Contract	England and Wales
24 month ratio of assessments to patient IDs	1.02	1.08

ACTIVITY	Contract
Contract assess and fit appliances (case starts) as a percentage of Area Team case starts	1.4 %

Cumulative percentage of contracted UOA delivered 2018 & 2019



Month	Adjusted Scheduled Activity (UOA)		
	2017	2018	2019
April	177	-20	-39
May	303	-20	129
June	409	568	129
July	704	568	263
August	1,010	715	515
September	1,332	1,297	641
October	1,344	1,530	641
November	1,744	1,719	831
December	1,744	1,719	1,024
January	2,017	1,734	1,176
February	2,080	1,734	2,052
March	2,246	2,334	2,536
April	2,435	2,502	
May	2,519	2,502	
June	2,521	2,502	

#### QUANTITY METRICS (rolling 12 month period)

	Contract Quantity	Contract Base Number	Contract *	Area Team	Region	England
% of all assessments that were assess and fit appliances (case starts)	128	202	63.4%	80.7%	63.0%	59.2%
% of all assessments that were assess and refuse	6	202	3.0%	7.7%	11.1%	12.0%
% of all assessments that were assess and review	68	202	33.7%	11.6%	25.8%	28.8%
% of case starts with a reported IOTN of 3 and Aesthetic Component of 5 or below	1	128	0.8%	0.1%	0.1%	0.1%
% of case starts with a reported IOTN of 3 and Aesthetic Component of 6 or above	1	128	0.8%	4.7%	3.7%	3.9%
% of case starts with a reported IOTN of 4	116	128	90.6%	80.5%	79.2%	77.6%
% of case starts with a reported IOTN of 5	9	128	7.0%	14.3%	16.4%	16.7 %
% of concluded courses in receipt of dual-arch fixed appliances	127	133	95.5%	68.6%	75.4%	72.9%
% of concluded courses where treatment was abandoned or discontinued	2	133	1.5%	7.4%	8.8%	8.7%
% of patients satisfied with the treatment they have received	1	1	100.0%	94.5%	96.4%	95.7%

\* Figures in italics indicate that the base number is less than 100.

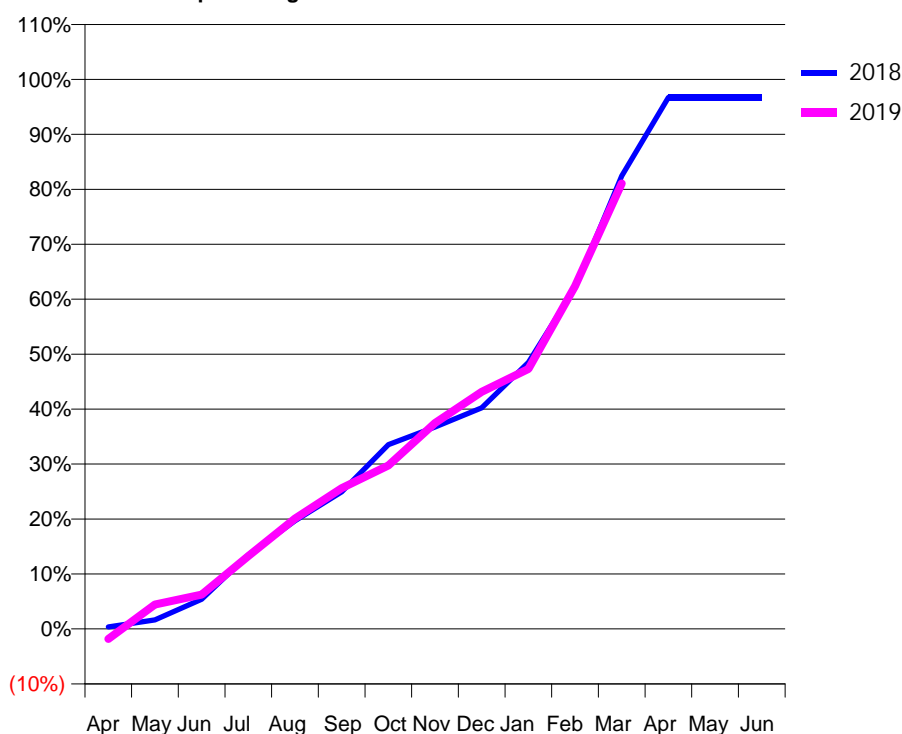
### Q46 - Vital Signs Orthodontic At a Glance Contract Report for 193496/0002 - March 2019

Name or company name	Dentalign & Ormskirk	18/19 Contracted general activity (UDA)	0
Contract type name	PDS Contract	Carry forward general activity (UDA)	0
Purpose of contract	Orthodontic	18/19 Contracted orthodontic activity (UOA)	16,345
Contract start date	01/04/2008	Carry forward orthodontic activity (UOA)	531
Contract end date	31/03/2020	Baseline contract value	£995,560.42

ACCESS	Contract	England and Wales
24 month ratio of assessments to patient IDs	1.00	1.08

ACTIVITY	Contract
Contract assess and fit appliances (case starts) as a percentage of Area Team case starts	8.3 %

Cumulative percentage of contracted UOA delivered 2018 & 2019



Month	Adjusted Scheduled Activity (UOA)		
	2017	2018	2019
April	0	63	-300
May	630	273	729
June	1,327	882	1,023
July	2,856	2,205	2,169
August	3,782	3,213	3,282
September	4,202	4,074	4,185
October	5,409	5,481	4,861
November	6,199	6,006	6,128
December	7,598	6,573	7,054
January	8,123	7,925	7,731
February	9,831	10,144	10,190
March	13,081	13,472	13,250
April	15,124	15,814	
May	15,124	15,814	
June	15,124	15,814	

### QUANTITY METRICS (rolling 12 month period)

	Contract Quantity	Contract Base Number	Contract *	Area Team	Region	England
% of all assessments that were assess and fit appliances (case starts)	773	783	98.7%	80.7%	63.0%	59.2%
% of all assessments that were assess and refuse	6	783	0.8%	7.7%	11.1%	12.0%
% of all assessments that were assess and review	4	783	0.5%	11.6%	25.8%	28.8%
% of case starts with a reported IOTN of 3 and Aesthetic Component of 5 or below	0	773	N/A	0.1%	0.1%	0.1%
% of case starts with a reported IOTN of 3 and Aesthetic Component of 6 or above	34	773	4.4%	4.7%	3.7%	3.9%
% of case starts with a reported IOTN of 4	583	773	75.4%	80.5%	79.2%	77.6%
% of case starts with a reported IOTN of 5	150	773	19.4%	14.3%	16.4%	16.7 %
% of concluded courses in receipt of dual-arch fixed appliances	571	665	85.9%	68.6%	75.4%	72.9%
% of concluded courses where treatment was abandoned or discontinued	51	665	7.7%	7.4%	8.8%	8.7%
% of patients satisfied with the treatment they have received	15	15	100.0%	94.5%	96.4%	95.7%

\* Figures in italics indicate that the base number is less than 100.

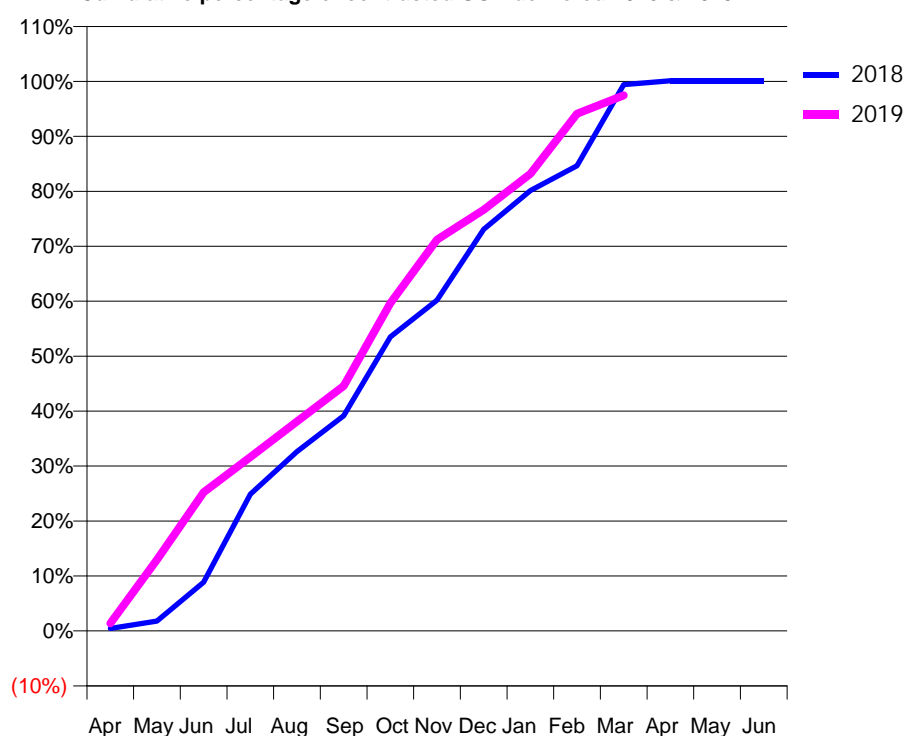
### Q46 - Vital Signs Orthodontic At a Glance Contract Report for 198889/0002 - March 2019

Name or company name	Kings Dental Centre	18/19 Contracted general activity (UDA)	0
Contract type name	PDS Contract	Carry forward general activity (UDA)	0
Purpose of contract	Orthodontic	18/19 Contracted orthodontic activity (UOA)	3,274
Contract start date	01/05/2015	Carry forward orthodontic activity (UOA)	-4
Contract end date	31/03/2021	Baseline contract value	£195,915.45

ACCESS	Contract	England and Wales
24 month ratio of assessments to patient IDs	1.00	1.08

ACTIVITY	Contract
Contract assess and fit appliances (case starts) as a percentage of Area Team case starts	1.7 %

Cumulative percentage of contracted UOA delivered 2018 & 2019



Month	Adjusted Scheduled Activity (UOA)		
	2017	2018	2019
April	-295	15	46
May	-231	59	424
June	108	290	826
July	623	815	1,036
August	709	1,068	1,248
September	1,151	1,282	1,459
October	1,871	1,752	1,953
November	2,253	1,970	2,331
December	2,547	2,393	2,509
January	2,803	2,624	2,723
February	3,034	2,771	3,081
March	3,245	3,255	3,190
April	3,289	3,278	
May	3,289	3,278	
June	3,289	3,278	

### QUANTITY METRICS (rolling 12 month period)

	Contract Quantity	Contract Base Number	Contract *	Area Team	Region	England
% of all assessments that were assess and fit appliances (case starts)	154	164	93.9%	80.7%	63.0%	59.2%
% of all assessments that were assess and refuse	9	164	5.5%	7.7%	11.1%	12.0%
% of all assessments that were assess and review	1	164	0.6%	11.6%	25.8%	28.8%
% of case starts with a reported IOTN of 3 and Aesthetic Component of 5 or below	0	154	N/A	0.1%	0.1%	0.1%
% of case starts with a reported IOTN of 3 and Aesthetic Component of 6 or above	0	154	N/A	4.7%	3.7%	3.9%
% of case starts with a reported IOTN of 4	134	154	87.0%	80.5%	79.2%	77.6%
% of case starts with a reported IOTN of 5	20	154	13.0%	14.3%	16.4%	16.7 %
% of concluded courses in receipt of dual-arch fixed appliances	128	139	92.1%	68.6%	75.4%	72.9%
% of concluded courses where treatment was abandoned or discontinued	8	139	5.8%	7.4%	8.8%	8.7%
% of patients satisfied with the treatment they have received	2	2	100.0%	94.5%	96.4%	95.7%

\* Figures in italics indicate that the base number is less than 100.

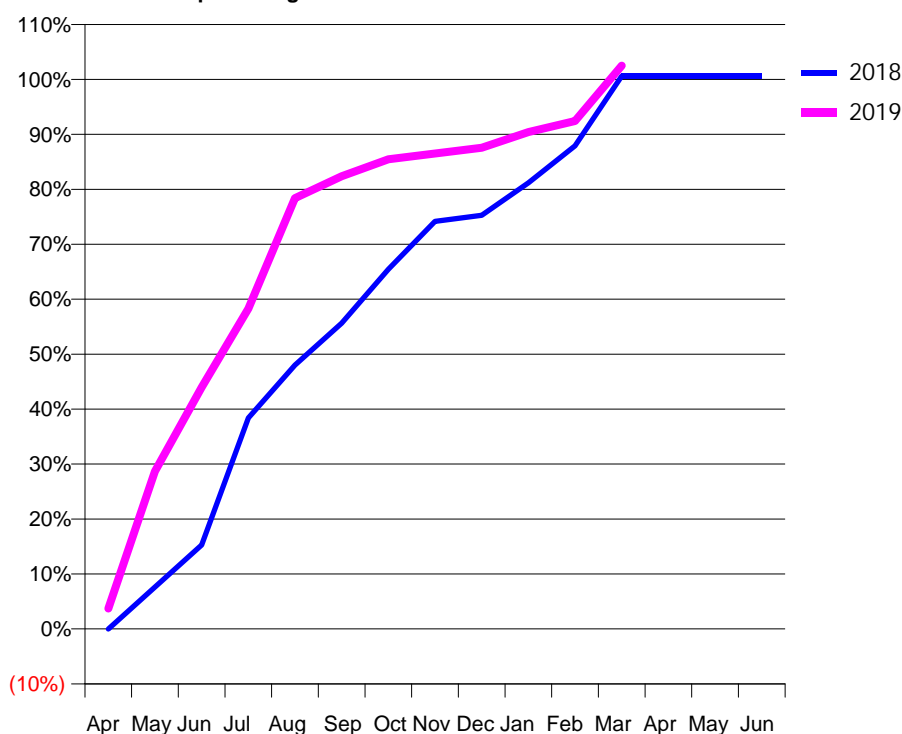
### Q46 - Vital Signs Orthodontic At a Glance Contract Report for 198889/0003 - March 2019

Name or company name	Kings Dental Centre	18/19 Contracted general activity (UDA)	0
Contract type name	PDS Contract	Carry forward general activity (UDA)	0
Purpose of contract	Orthodontic	18/19 Contracted orthodontic activity (UOA)	2,200
Contract start date	01/05/2015	Carry forward orthodontic activity (UOA)	-17
Contract end date	31/03/2021	Baseline contract value	£130,952.54

ACCESS	Contract	England and Wales
24 month ratio of assessments to patient IDs	1.00	1.08

ACTIVITY	Contract
Contract assess and fit appliances (case starts) as a percentage of Area Team case starts	1.2 %

Cumulative percentage of contracted UOA delivered 2018 & 2019



Month	Adjusted Scheduled Activity (UOA)		
	2017	2018	2019
April	-88	-1	82
May	148	168	631
June	148	336	967
July	651	845	1,282
August	757	1,056	1,724
September	1,243	1,224	1,812
October	1,518	1,440	1,880
November	1,751	1,631	1,903
December	1,835	1,656	1,926
January	1,961	1,786	1,989
February	2,088	1,934	2,033
March	2,195	2,213	2,255
April	2,199	2,213	
May	2,199	2,213	
June	2,199	2,213	

### QUANTITY METRICS (rolling 12 month period)

	Contract Quantity	Contract Base Number	Contract *	Area Team	Region	England
% of all assessments that were assess and fit appliances (case starts)	107	122	87.7%	80.7%	63.0%	59.2%
% of all assessments that were assess and refuse	15	122	12.3%	7.7%	11.1%	12.0%
% of all assessments that were assess and review	0	122	0.0%	11.6%	25.8%	28.8%
% of case starts with a reported IOTN of 3 and Aesthetic Component of 5 or below	0	107	N/A	0.1%	0.1%	0.1%
% of case starts with a reported IOTN of 3 and Aesthetic Component of 6 or above	0	107	N/A	4.7%	3.7%	3.9%
% of case starts with a reported IOTN of 4	92	107	86.0%	80.5%	79.2%	77.6%
% of case starts with a reported IOTN of 5	15	107	14.0%	14.3%	16.4%	16.7 %
% of concluded courses in receipt of dual-arch fixed appliances	109	124	87.9%	68.6%	75.4%	72.9%
% of concluded courses where treatment was abandoned or discontinued	13	124	10.5%	7.4%	8.8%	8.7%
% of patients satisfied with the treatment they have received	1	1	100.0%	94.5%	96.4%	95.7%

\* Figures in italics indicate that the base number is less than 100.

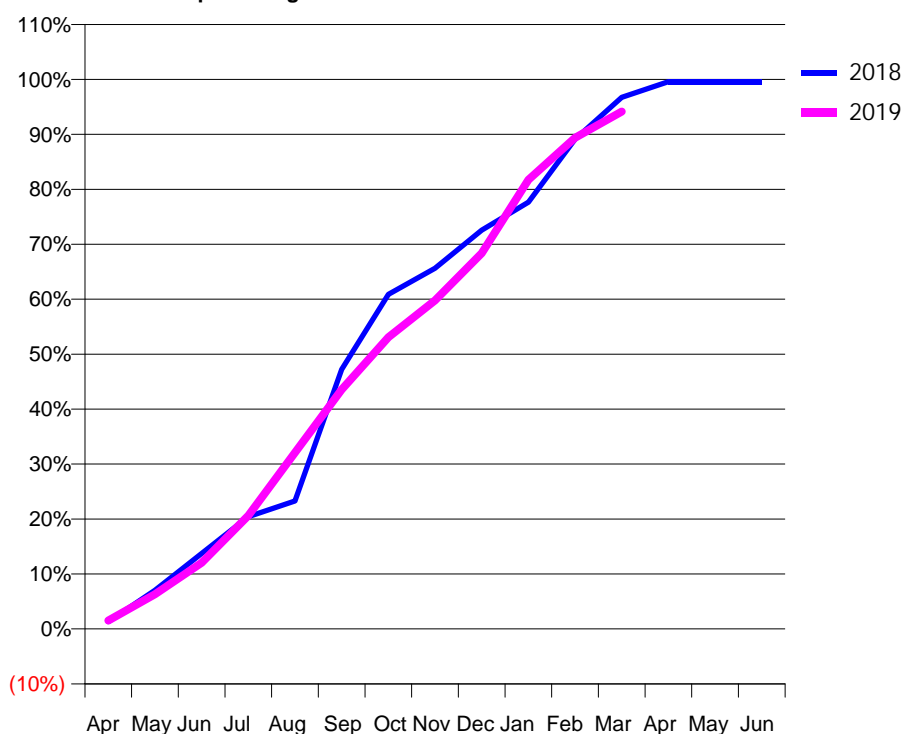
### Q46 - Vital Signs Orthodontic At a Glance Contract Report for 199346/0001 - March 2019

Name or company name	Northenden House Orthodontics	18/19 Contracted general activity (UDA)	0
Contract type name	PDS Contract	Carry forward general activity (UDA)	0
Purpose of contract	Orthodontic	18/19 Contracted orthodontic activity (UOA)	2,200
Contract start date	01/04/2012	Carry forward orthodontic activity (UOA)	9
Contract end date	31/03/2021	Baseline contract value	£130,952.54

ACCESS	Contract	England and Wales
24 month ratio of assessments to patient IDs	1.01	1.08

ACTIVITY	Contract
Contract assess and fit appliances (case starts) as a percentage of Area Team case starts	1.1 %

Cumulative percentage of contracted UOA delivered 2018 & 2019



Month	Adjusted Scheduled Activity (UOA)		
	2017	2018	2019
April	-49	29	34
May	35	155	139
June	98	302	265
July	371	449	454
August	499	512	706
September	625	1,039	958
October	900	1,339	1,168
November	1,110	1,444	1,315
December	1,194	1,596	1,504
January	1,467	1,708	1,798
February	1,866	1,960	1,966
March	2,143	2,128	2,071
April	2,164	2,191	
May	2,208	2,191	
June	2,208	2,191	

#### QUANTITY METRICS (rolling 12 month period)

	Contract Quantity	Contract Base Number	Contract *	Area Team	Region	England
% of all assessments that were assess and fit appliances (case starts)	102	103	99.0%	80.7%	63.0%	59.2%
% of all assessments that were assess and refuse	1	103	1.0%	7.7%	11.1%	12.0%
% of all assessments that were assess and review	0	103	0.0%	11.6%	25.8%	28.8%
% of case starts with a reported IOTN of 3 and Aesthetic Component of 5 or below	0	102	N/A	0.1%	0.1%	0.1%
% of case starts with a reported IOTN of 3 and Aesthetic Component of 6 or above	13	102	12.7%	4.7%	3.7%	3.9%
% of case starts with a reported IOTN of 4	72	102	70.6%	80.5%	79.2%	77.6%
% of case starts with a reported IOTN of 5	17	102	16.7%	14.3%	16.4%	16.7 %
% of concluded courses in receipt of dual-arch fixed appliances	0	86	N/A	68.6%	75.4%	72.9%
% of concluded courses where treatment was abandoned or discontinued	0	86	0.0%	7.4%	8.8%	8.7%
% of patients satisfied with the treatment they have received	1	1	100.0%	94.5%	96.4%	95.7%

\* Figures in italics indicate that the base number is less than 100.

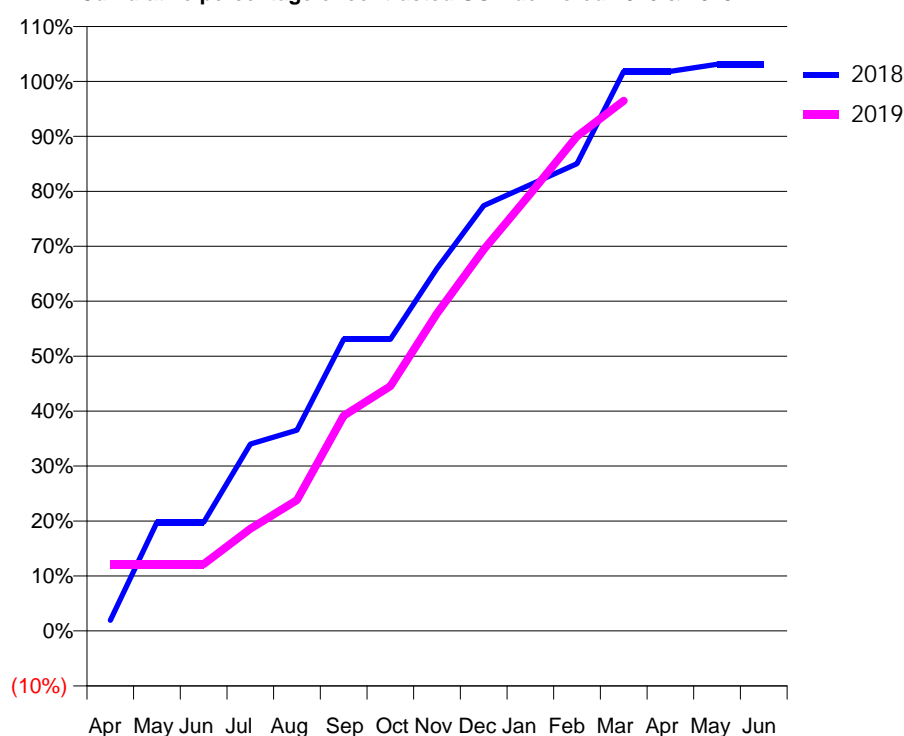
### Q46 - Vital Signs Orthodontic At a Glance Contract Report for 219762/0001 - March 2019

Name or company name	MR SG SPENCER	18/19 Contracted general activity (UDA)	0
Contract type name	PDS Contract	Carry forward general activity (UDA)	0
Purpose of contract	Orthodontic	18/19 Contracted orthodontic activity (UOA)	1,650
Contract start date	01/04/2006	Carry forward orthodontic activity (UOA)	-33
Contract end date	31/03/2021	Baseline contract value	£98,705.49

ACCESS	Contract	England and Wales
24 month ratio of assessments to patient IDs	1.00	1.08

ACTIVITY	Contract
Contract assess and fit appliances (case starts) as a percentage of Area Team case starts	0.9 %

Cumulative percentage of contracted UOA delivered 2018 & 2019



Month	Adjusted Scheduled Activity (UOA)		
	2017	2018	2019
April	12	32	201
May	119	326	201
June	119	326	201
July	183	561	307
August	289	603	393
September	375	876	646
October	375	876	735
November	546	1,088	953
December	861	1,277	1,145
January	924	1,340	1,313
February	1,451	1,403	1,485
March	1,619	1,680	1,592
April	1,682	1,680	
May	1,682	1,701	
June	1,682	1,701	

#### QUANTITY METRICS (rolling 12 month period)

	Contract Quantity	Contract Base Number	Contract *	Area Team	Region	England
% of all assessments that were assess and fit appliances (case starts)	80	94	85.1%	80.7%	63.0%	59.2%
% of all assessments that were assess and refuse	3	94	3.2%	7.7%	11.1%	12.0%
% of all assessments that were assess and review	11	94	11.7%	11.6%	25.8%	28.8%
% of case starts with a reported IOTN of 3 and Aesthetic Component of 5 or below	0	80	N/A	0.1%	0.1%	0.1%
% of case starts with a reported IOTN of 3 and Aesthetic Component of 6 or above	0	80	N/A	4.7%	3.7%	3.9%
% of case starts with a reported IOTN of 4	52	80	65.0%	80.5%	79.2%	77.6%
% of case starts with a reported IOTN of 5	28	80	35.0%	14.3%	16.4%	16.7%
% of concluded courses in receipt of dual-arch fixed appliances	80	90	88.9%	68.6%	75.4%	72.9%
% of concluded courses where treatment was abandoned or discontinued	1	90	1.1%	7.4%	8.8%	8.7%
% of patients satisfied with the treatment they have received	1	1	100.0%	94.5%	96.4%	95.7%

\* Figures in italics indicate that the base number is less than 100.

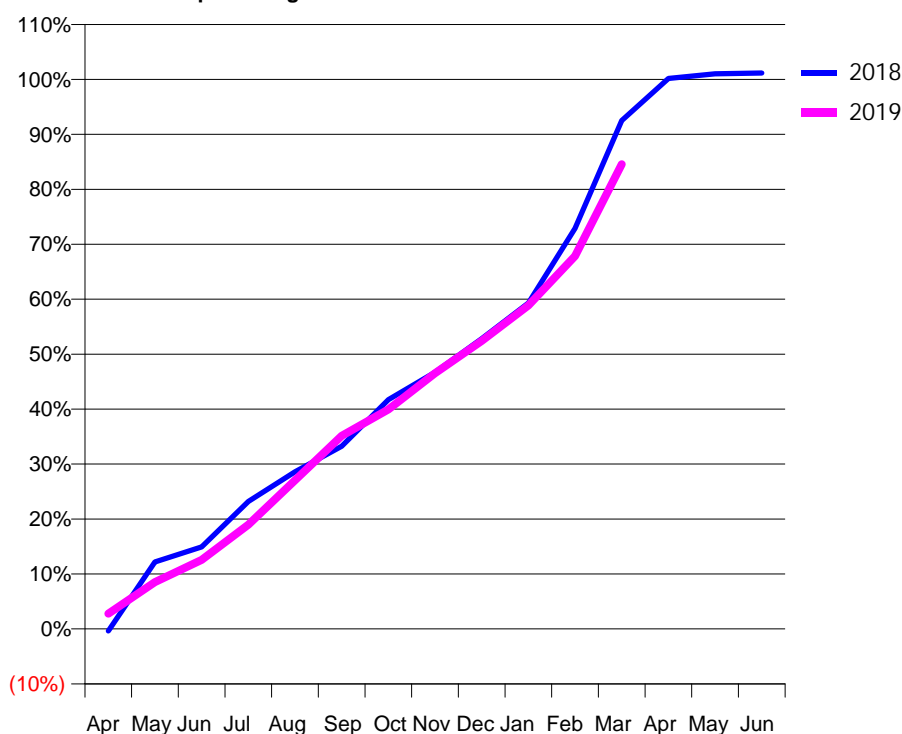
### Q46 - Vital Signs Orthodontic At a Glance Contract Report for 238279/0001 - March 2019

Name or company name	MR HP PATEL	18/19 Contracted general activity (UDA)	0
Contract type name	PDS Contract	Carry forward general activity (UDA)	0
Purpose of contract	Orthodontic	18/19 Contracted orthodontic activity (UOA)	15,541
Contract start date	01/04/2006	Carry forward orthodontic activity (UOA)	-179
Contract end date	31/03/2021	Baseline contract value	£964,098.61

ACCESS	Contract	England and Wales
24 month ratio of assessments to patient IDs	1.02	1.08

ACTIVITY	Contract
Contract assess and fit appliances (case starts) as a percentage of Area Team case starts	7.2 %

Cumulative percentage of contracted UOA delivered 2018 & 2019



Month	Adjusted Scheduled Activity (UOA)		
	2017	2018	2019
April	148	-57	431
May	422	1,896	1,324
June	422	2,322	1,955
July	3,797	3,602	2,949
August	4,203	4,445	4,204
September	5,276	5,170	5,463
October	5,989	6,486	6,208
November	6,676	7,258	7,231
December	8,490	8,207	8,145
January	10,309	9,214	9,147
February	11,830	11,326	10,542
March	14,750	14,377	13,142
April	15,534	15,566	
May	15,535	15,697	
June	15,537	15,720	

#### QUANTITY METRICS (rolling 12 month period)

	Contract Quantity	Contract Base Number	Contract *	Area Team	Region	England
% of all assessments that were assess and fit appliances (case starts)	665	1,098	60.6%	80.7%	63.0%	59.2%
% of all assessments that were assess and refuse	69	1,098	6.3%	7.7%	11.1%	12.0%
% of all assessments that were assess and review	364	1,098	33.2%	11.6%	25.8%	28.8%
% of case starts with a reported IOTN of 3 and Aesthetic Component of 5 or below	0	665	N/A	0.1%	0.1%	0.1%
% of case starts with a reported IOTN of 3 and Aesthetic Component of 6 or above	50	665	7.5%	4.7%	3.7%	3.9%
% of case starts with a reported IOTN of 4	507	665	76.2%	80.5%	79.2%	77.6%
% of case starts with a reported IOTN of 5	105	665	15.8%	14.3%	16.4%	16.7%
% of concluded courses in receipt of dual-arch fixed appliances	568	664	85.5%	68.6%	75.4%	72.9%
% of concluded courses where treatment was abandoned or discontinued	81	664	12.2%	7.4%	8.8%	8.7%
% of patients satisfied with the treatment they have received	13	14	92.9%	94.5%	96.4%	95.7%

\* Figures in italics indicate that the base number is less than 100.

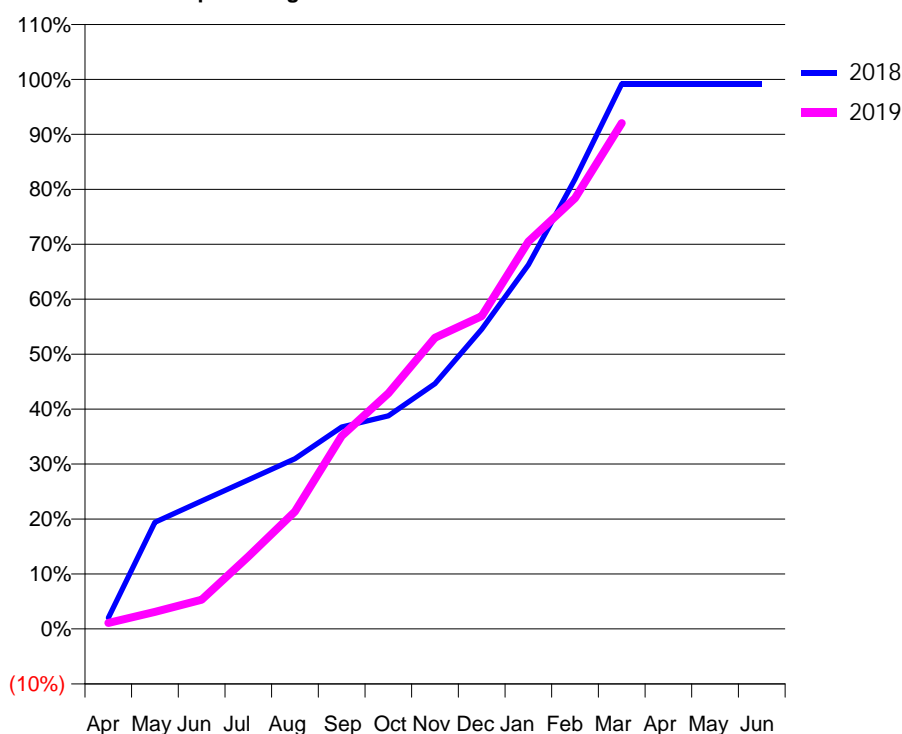
### Q46 - Vital Signs Orthodontic At a Glance Contract Report for 239615/0001 - March 2019

Name or company name	MR RS SINGH	18/19 Contracted general activity (UDA)	39,521
Contract type name	GDS Contract	Carry forward general activity (UDA)	1,238
Purpose of contract	General and Orthodontic	18/19 Contracted orthodontic activity (UOA)	1,091
Contract start date	01/04/2006	Carry forward orthodontic activity (UOA)	9
Contract end date		Baseline contract value	£1,410,903.19

ACCESS	Contract	England and Wales
24 month ratio of assessments to patient IDs	1.02	1.08

ACTIVITY	Contract
Contract assess and fit appliances (case starts) as a percentage of Area Team case starts	0.5 %

Cumulative percentage of contracted UOA delivered 2018 & 2019



Month	Adjusted Scheduled Activity (UOA)		
	2017	2018	2019
April	5	22	12
May	27	212	34
June	52	254	58
July	157	296	144
August	262	338	233
September	286	401	383
October	330	423	468
November	436	487	578
December	585	595	621
January	776	723	769
February	1,180	893	855
March	1,306	1,082	1,004
April	1,306	1,082	
May	1,308	1,082	
June	1,308	1,082	

#### QUANTITY METRICS (rolling 12 month period)

	Contract Quantity	Contract Base Number	Contract *	Area Team	Region	England
% of all assessments that were assess and fit appliances (case starts)	47	74	63.5%	80.7%	63.0%	59.2%
% of all assessments that were assess and refuse	9	74	12.2%	7.7%	11.1%	12.0%
% of all assessments that were assess and review	18	74	24.3%	11.6%	25.8%	28.8%
% of case starts with a reported IOTN of 3 and Aesthetic Component of 5 or below	0	47	<i>N/A</i>	0.1%	0.1%	0.1%
% of case starts with a reported IOTN of 3 and Aesthetic Component of 6 or above	1	47	2.1%	4.7%	3.7%	3.9%
% of case starts with a reported IOTN of 4	41	47	87.2%	80.5%	79.2%	77.6%
% of case starts with a reported IOTN of 5	5	47	10.6%	14.3%	16.4%	16.7 %
% of concluded courses in receipt of dual-arch fixed appliances	17	55	30.9%	68.6%	75.4%	72.9%
% of concluded courses where treatment was abandoned or discontinued	23	55	41.8%	7.4%	8.8%	8.7%
% of patients satisfied with the treatment they have received	0	0	<i>N/A</i>	94.5%	96.4%	95.7%

\* Figures in italics indicate that the base number is less than 100.



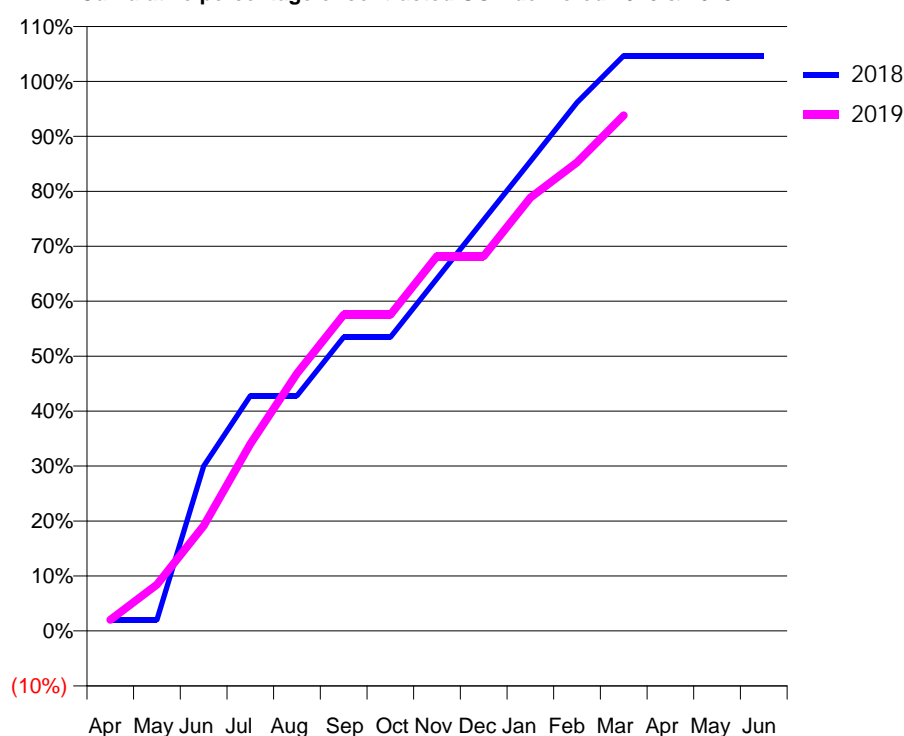
### Q46 - Vital Signs Orthodontic At a Glance Contract Report for 307351/0001 - March 2019

Name or company name	MR J BRADY	18/19 Contracted general activity (UDA)	0
Contract type name	PDS Contract	Carry forward general activity (UDA)	0
Purpose of contract	Orthodontic	18/19 Contracted orthodontic activity (UOA)	984
Contract start date	01/04/2006	Carry forward orthodontic activity (UOA)	-20
Contract end date	31/03/2021	Baseline contract value	£60,093.33

ACCESS	Contract	England and Wales
24 month ratio of assessments to patient IDs	1.01	1.08

ACTIVITY	Contract
Contract assess and fit appliances (case starts) as a percentage of Area Team case starts	0.5 %

Cumulative percentage of contracted UOA delivered 2018 & 2019



Month	Adjusted Scheduled Activity (UOA)		
	2017	2018	2019
April	20	20	20
May	63	20	83
June	231	295	188
July	273	421	335
August	357	421	461
September	400	526	566
October	568	526	566
November	740	631	671
December	782	736	671
January	866	841	776
February	909	946	839
March	972	1,030	923
April	1,035	1,030	
May	1,035	1,030	
June	1,035	1,030	

#### QUANTITY METRICS (rolling 12 month period)

	Contract Quantity	Contract Base Number	Contract *	Area Team	Region	England
% of all assessments that were assess and fit appliances (case starts)	43	43	100.0%	80.7%	63.0%	59.2%
% of all assessments that were assess and refuse	0	43	0.0%	7.7%	11.1%	12.0%
% of all assessments that were assess and review	0	43	0.0%	11.6%	25.8%	28.8%
% of case starts with a reported IOTN of 3 and Aesthetic Component of 5 or below	0	43	N/A	0.1%	0.1%	0.1%
% of case starts with a reported IOTN of 3 and Aesthetic Component of 6 or above	0	43	N/A	4.7%	3.7%	3.9%
% of case starts with a reported IOTN of 4	35	43	81.4%	80.5%	79.2%	77.6%
% of case starts with a reported IOTN of 5	8	43	18.6%	14.3%	16.4%	16.7 %
% of concluded courses in receipt of dual-arch fixed appliances	39	41	95.1%	68.6%	75.4%	72.9%
% of concluded courses where treatment was abandoned or discontinued	1	41	2.4%	7.4%	8.8%	8.7%
% of patients satisfied with the treatment they have received	0	0	N/A	94.5%	96.4%	95.7%

\* Figures in italics indicate that the base number is less than 100.

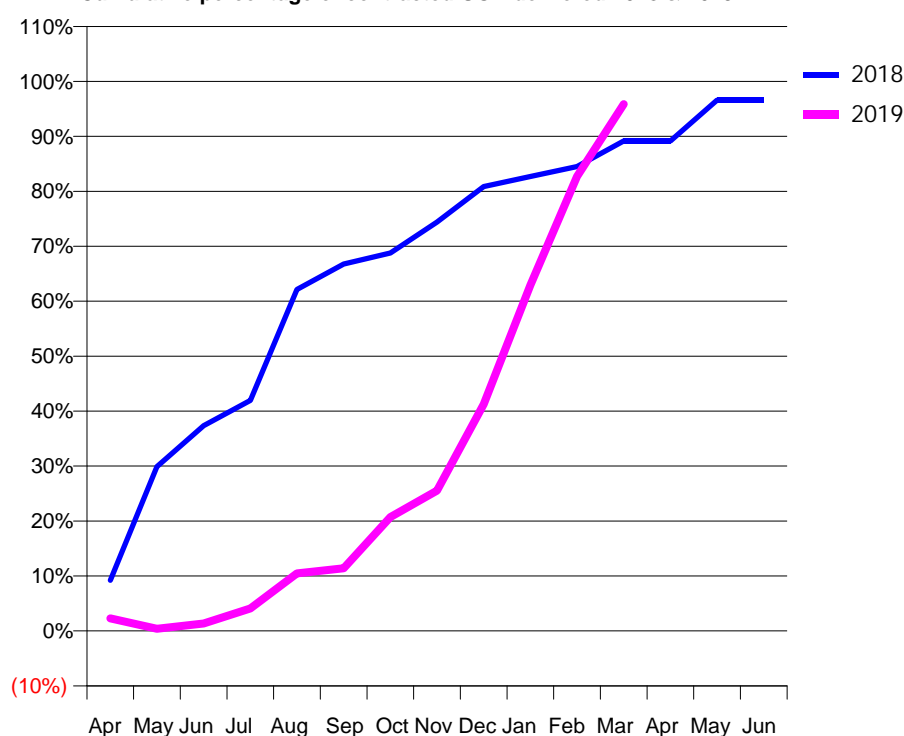
### Q46 - Vital Signs Orthodontic At a Glance Contract Report for 321931/0003 - March 2019

Name or company name	MR DC LAVERY	18/19 Contracted general activity (UDA)	0
Contract type name	PDS Contract	Carry forward general activity (UDA)	0
Purpose of contract	Orthodontic	18/19 Contracted orthodontic activity (UOA)	2,300
Contract start date	01/11/2007	Carry forward orthodontic activity (UOA)	75
Contract end date	31/03/2020	Baseline contract value	£153,400.46

ACCESS	Contract	England and Wales
24 month ratio of assessments to patient IDs	1.03	1.08

ACTIVITY	Contract
Contract assess and fit appliances (case starts) as a percentage of Area Team case starts	1.3 %

Cumulative percentage of contracted UOA delivered 2018 & 2019



Month	Adjusted Scheduled Activity (UOA)		
	2017	2018	2019
April	218	212	53
May	304	688	9
June	591	859	31
July	910	965	94
August	1,183	1,429	241
September	1,267	1,536	262
October	1,267	1,582	477
November	2,196	1,711	587
December	2,303	1,860	949
January	2,303	1,902	1,448
February	2,303	1,944	1,902
March	2,303	2,051	2,205
April	2,304	2,051	
May	2,304	2,221	
June	2,304	2,221	

#### QUANTITY METRICS (rolling 12 month period)

	Contract Quantity	Contract Base Number	Contract *	Area Team	Region	England
% of all assessments that were assess and fit appliances (case starts)	119	170	70.0%	80.7%	63.0%	59.2%
% of all assessments that were assess and refuse	51	170	30.0%	7.7%	11.1%	12.0%
% of all assessments that were assess and review	0	170	0.0%	11.6%	25.8%	28.8%
% of case starts with a reported IOTN of 3 and Aesthetic Component of 5 or below	0	119	N/A	0.1%	0.1%	0.1%
% of case starts with a reported IOTN of 3 and Aesthetic Component of 6 or above	0	119	N/A	4.7%	3.7%	3.9%
% of case starts with a reported IOTN of 4	106	119	89.1%	80.5%	79.2%	77.6%
% of case starts with a reported IOTN of 5	13	119	10.9%	14.3%	16.4%	16.7 %
% of concluded courses in receipt of dual-arch fixed appliances	68	77	88.3%	68.6%	75.4%	72.9%
% of concluded courses where treatment was abandoned or discontinued	8	77	10.4%	7.4%	8.8%	8.7%
% of patients satisfied with the treatment they have received	0	0	N/A	94.5%	96.4%	95.7%

\* Figures in italics indicate that the base number is less than 100.

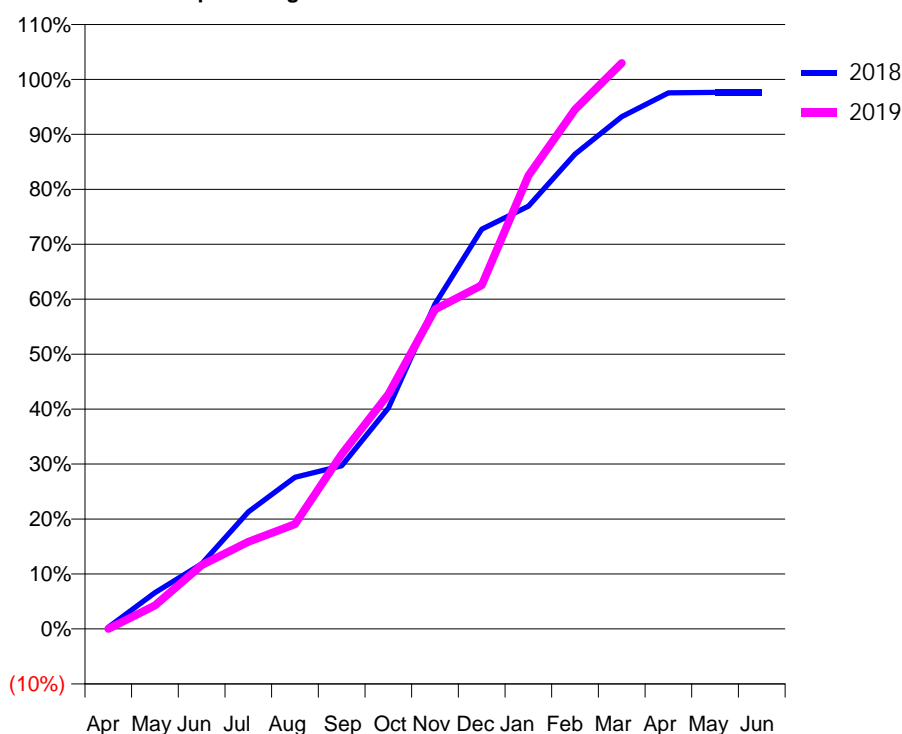
### Q46 - Vital Signs Orthodontic At a Glance Contract Report for 329622/0002 - March 2019

Name or company name	MR SD HOWARTH	18/19 Contracted general activity (UDA)	0
Contract type name	PDS Contract	Carry forward general activity (UDA)	0
Purpose of contract	Orthodontic	18/19 Contracted orthodontic activity (UOA)	2,000
Contract start date	01/08/2009	Carry forward orthodontic activity (UOA)	0
Contract end date	31/03/2021	Baseline contract value	£133,411.61

ACCESS	Contract	England and Wales
24 month ratio of assessments to patient IDs	1.05	1.08

ACTIVITY	Contract
Contract assess and fit appliances (case starts) as a percentage of Area Team case starts	1.1 %

Cumulative percentage of contracted UOA delivered 2018 & 2019



Month	Adjusted Scheduled Activity (UOA)		
	2017	2018	2019
April	47	6	0
May	91	132	85
June	114	237	232
July	285	426	317
August	348	552	381
September	1,064	594	636
October	1,493	804	854
November	1,689	1,182	1,163
December	1,880	1,455	1,251
January	1,964	1,539	1,650
February	2,006	1,728	1,890
March	2,006	1,864	2,059
April	2,006	1,951	
May	2,006	1,953	
June	2,006	1,953	

### QUANTITY METRICS (rolling 12 month period)

	Contract Quantity	Contract Base Number	Contract *	Area Team	Region	England
% of all assessments that were assess and fit appliances (case starts)	101	164	61.6%	80.7%	63.0%	59.2%
% of all assessments that were assess and refuse	35	164	21.3%	7.7%	11.1%	12.0%
% of all assessments that were assess and review	28	164	17.1%	11.6%	25.8%	28.8%
% of case starts with a reported IOTN of 3 and Aesthetic Component of 5 or below	0	101	N/A	0.1%	0.1%	0.1%
% of case starts with a reported IOTN of 3 and Aesthetic Component of 6 or above	6	101	5.9%	4.7%	3.7%	3.9%
% of case starts with a reported IOTN of 4	77	101	76.2%	80.5%	79.2%	77.6%
% of case starts with a reported IOTN of 5	18	101	17.8%	14.3%	16.4%	16.7%
% of concluded courses in receipt of dual-arch fixed appliances	0	84	N/A	68.6%	75.4%	72.9%
% of concluded courses where treatment was abandoned or discontinued	0	84	0.0%	7.4%	8.8%	8.7%
% of patients satisfied with the treatment they have received	0	0	N/A	94.5%	96.4%	95.7%

\* Figures in italics indicate that the base number is less than 100.

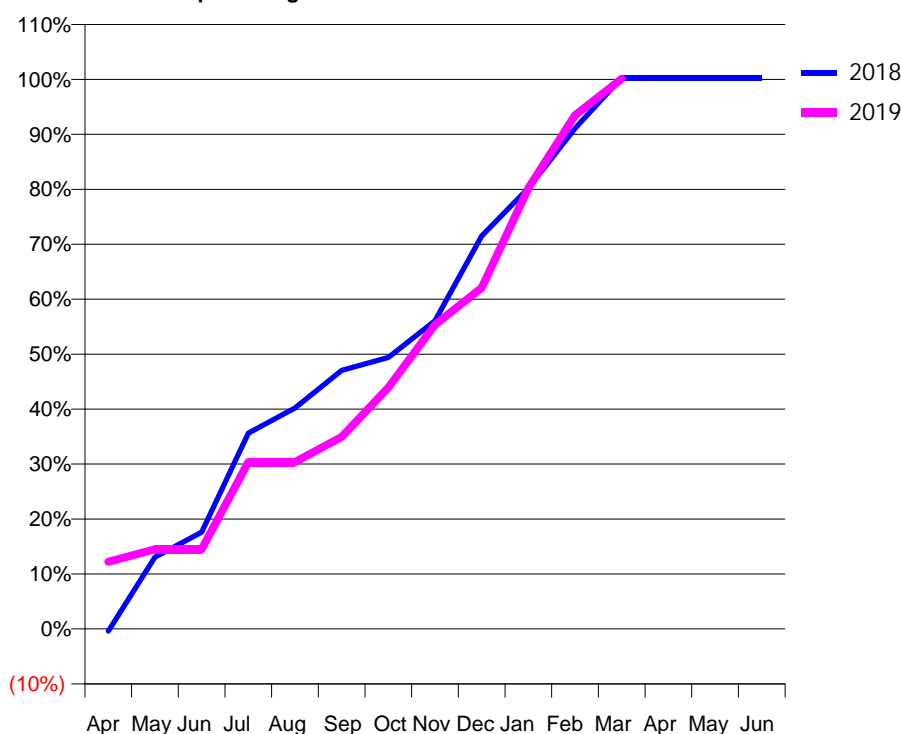
### Q46 - Vital Signs Orthodontic At a Glance Contract Report for 567442/0002 - March 2019

Name or company name	MR TM MCHALE	18/19 Contracted general activity (UDA)	0
Contract type name	PDS Contract	Carry forward general activity (UDA)	0
Purpose of contract	Orthodontic	18/19 Contracted orthodontic activity (UOA)	965
Contract start date	01/04/2006	Carry forward orthodontic activity (UOA)	-3
Contract end date	31/03/2021	Baseline contract value	£63,554.31

ACCESS	Contract	England and Wales
24 month ratio of assessments to patient IDs	1.00	1.08

ACTIVITY	Contract
Contract assess and fit appliances (case starts) as a percentage of Area Team case starts	0.5 %

Cumulative percentage of contracted UOA delivered 2018 & 2019



Adjusted Scheduled Activity (UOA)			
Month	2017	2018	2019
April	119	-4	118
May	224	126	140
June	309	170	140
July	315	344	293
August	485	388	293
September	531	454	337
October	574	477	424
November	596	541	534
December	681	690	599
January	724	774	774
February	788	879	902
March	940	968	966
April	961	968	
May	961	968	
June	961	968	

#### QUANTITY METRICS (rolling 12 month period)

	Contract Quantity	Contract Base Number	Contract *	Area Team	Region	England
% of all assessments that were assess and fit appliances (case starts)	44	81	54.3%	80.7%	63.0%	59.2%
% of all assessments that were assess and refuse	23	81	28.4%	7.7%	11.1%	12.0%
% of all assessments that were assess and review	14	81	17.3%	11.6%	25.8%	28.8%
% of case starts with a reported IOTN of 3 and Aesthetic Component of 5 or below	0	44	N/A	0.1%	0.1%	0.1%
% of case starts with a reported IOTN of 3 and Aesthetic Component of 6 or above	3	44	6.8%	4.7%	3.7%	3.9%
% of case starts with a reported IOTN of 4	36	44	81.8%	80.5%	79.2%	77.6%
% of case starts with a reported IOTN of 5	5	44	11.4%	14.3%	16.4%	16.7 %
% of concluded courses in receipt of dual-arch fixed appliances	0	57	N/A	68.6%	75.4%	72.9%
% of concluded courses where treatment was abandoned or discontinued	10	57	17.5%	7.4%	8.8%	8.7%
% of patients satisfied with the treatment they have received	0	0	N/A	94.5%	96.4%	95.7%

\* Figures in italics indicate that the base number is less than 100.

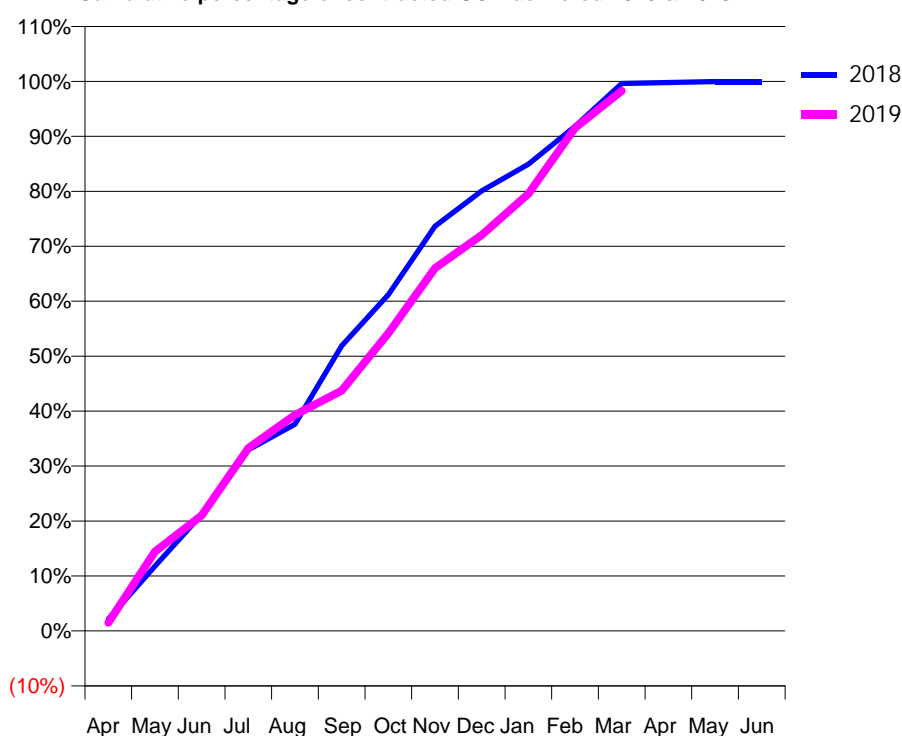
### Q46 - Vital Signs Orthodontic At a Glance Contract Report for 650293/0001 - March 2019

Name or company name	MR M KHURANA	18/19 Contracted general activity (UDA)	0
Contract type name	PDS Contract	Carry forward general activity (UDA)	0
Purpose of contract	Orthodontic	18/19 Contracted orthodontic activity (UOA)	13,983
Contract start date	01/04/2006	Carry forward orthodontic activity (UOA)	6
Contract end date	31/03/2021	Baseline contract value	£832,322.54

ACCESS	Contract	England and Wales
24 month ratio of assessments to patient IDs	1.04	1.08

ACTIVITY	Contract
Contract assess and fit appliances (case starts) as a percentage of Area Team case starts	7.4 %

Cumulative percentage of contracted UOA delivered 2018 & 2019



Month	Adjusted Scheduled Activity (UOA)		
	2017	2018	2019
April	181	304	209
May	1,866	1,647	2,017
June	2,576	2,963	2,939
July	4,022	4,609	4,653
August	5,076	5,260	5,495
September	6,015	7,253	6,114
October	7,008	8,559	7,577
November	8,921	10,297	9,229
December	10,337	11,197	10,074
January	11,635	11,879	11,121
February	12,769	12,838	12,798
March	13,782	13,926	13,742
April	14,023	13,956	
May	14,002	13,977	
June	14,026	13,977	

#### QUANTITY METRICS (rolling 12 month period)

	Contract Quantity	Contract Base Number	Contract *	Area Team	Region	England
% of all assessments that were assess and fit appliances (case starts)	685	918	74.6%	80.7%	63.0%	59.2%
% of all assessments that were assess and refuse	69	918	7.5%	7.7%	11.1%	12.0%
% of all assessments that were assess and review	164	918	17.9%	11.6%	25.8%	28.8%
% of case starts with a reported IOTN of 3 and Aesthetic Component of 5 or below	0	685	N/A	0.1%	0.1%	0.1%
% of case starts with a reported IOTN of 3 and Aesthetic Component of 6 or above	19	685	2.8%	4.7%	3.7%	3.9%
% of case starts with a reported IOTN of 4	621	685	90.7%	80.5%	79.2%	77.6%
% of case starts with a reported IOTN of 5	43	685	6.3%	14.3%	16.4%	16.7 %
% of concluded courses in receipt of dual-arch fixed appliances	569	620	91.8%	68.6%	75.4%	72.9%
% of concluded courses where treatment was abandoned or discontinued	10	620	1.6%	7.4%	8.8%	8.7%
% of patients satisfied with the treatment they have received	16	17	94.1%	94.5%	96.4%	95.7%

\* Figures in italics indicate that the base number is less than 100.

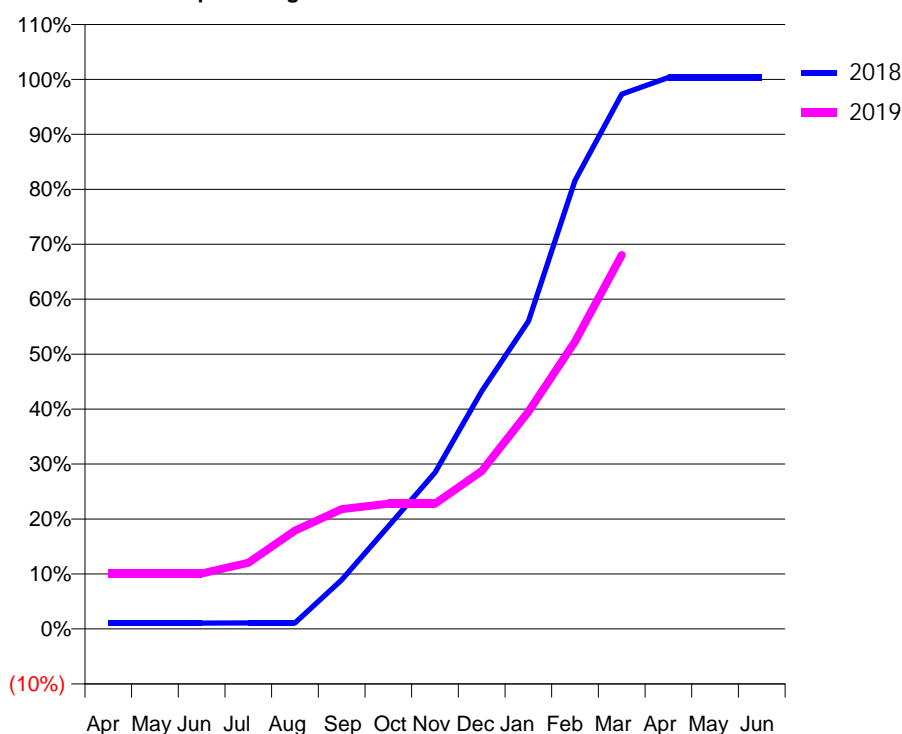
### Q46 - Vital Signs Orthodontic At a Glance Contract Report for 650293/0002 - March 2019

Name or company name	MR M KHURANA	18/19 Contracted general activity (UDA)	0
Contract type name	PDS Contract	Carry forward general activity (UDA)	0
Purpose of contract	Orthodontic	18/19 Contracted orthodontic activity (UOA)	2,150
Contract start date	01/06/2009	Carry forward orthodontic activity (UOA)	-7
Contract end date	31/03/2021	Baseline contract value	£133,411.61

ACCESS	Contract	England and Wales
24 month ratio of assessments to patient IDs	1.02	1.08

ACTIVITY	Contract
Contract assess and fit appliances (case starts) as a percentage of Area Team case starts	0.8 %

Cumulative percentage of contracted UOA delivered 2018 & 2019



Month	Adjusted Scheduled Activity (UOA)		
	2017	2018	2019
April	-4	23	217
May	-4	23	217
June	-3	23	217
July	186	24	259
August	186	24	385
September	438	192	469
October	564	402	490
November	734	612	490
December	988	930	618
January	1,219	1,204	850
February	1,539	1,754	1,124
March	1,961	2,092	1,463
April	2,152	2,157	
May	2,152	2,157	
June	2,152	2,157	

#### QUANTITY METRICS (rolling 12 month period)

	Contract Quantity	Contract Base Number	Contract *	Area Team	Region	England
% of all assessments that were assess and fit appliances (case starts)	72	81	88.9%	80.7%	63.0%	59.2%
% of all assessments that were assess and refuse	9	81	11.1%	7.7%	11.1%	12.0%
% of all assessments that were assess and review	0	81	0.0%	11.6%	25.8%	28.8%
% of case starts with a reported IOTN of 3 and Aesthetic Component of 5 or below	0	72	N/A	0.1%	0.1%	0.1%
% of case starts with a reported IOTN of 3 and Aesthetic Component of 6 or above	1	72	1.4%	4.7%	3.7%	3.9%
% of case starts with a reported IOTN of 4	65	72	90.3%	80.5%	79.2%	77.6%
% of case starts with a reported IOTN of 5	6	72	8.3%	14.3%	16.4%	16.7%
% of concluded courses in receipt of dual-arch fixed appliances	50	54	92.6%	68.6%	75.4%	72.9%
% of concluded courses where treatment was abandoned or discontinued	3	54	5.6%	7.4%	8.8%	8.7%
% of patients satisfied with the treatment they have received	0	0	N/A	94.5%	96.4%	95.7%

\* Figures in italics indicate that the base number is less than 100.

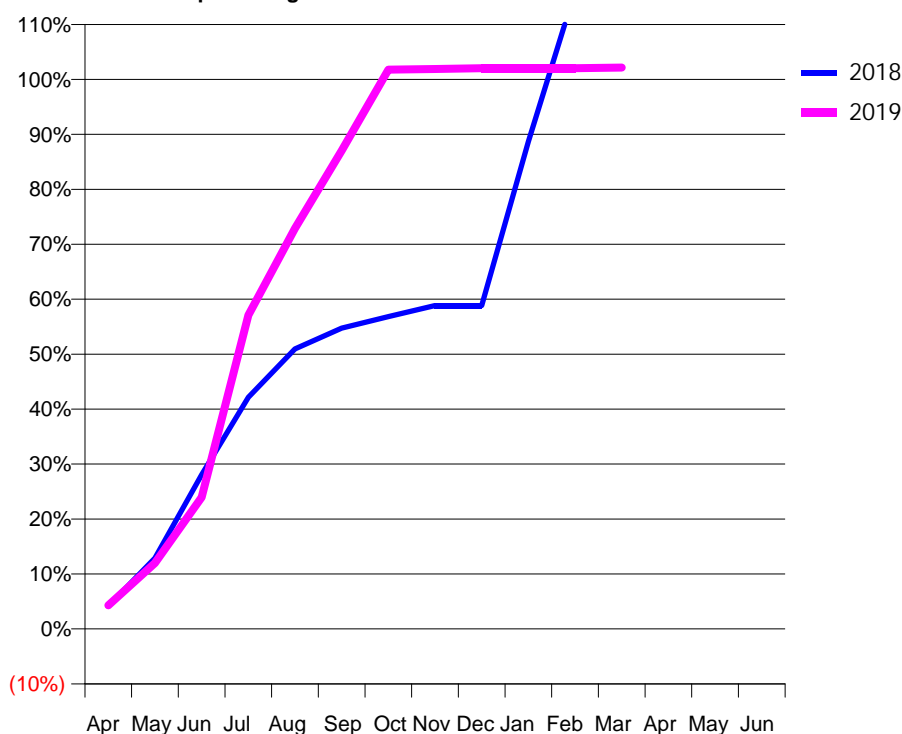
### Q46 - Vital Signs Orthodontic At a Glance Contract Report for 676616/0001 - March 2019

Name or company name	MR RJ DORRINGTON	18/19 Contracted general activity (UDA)	13,620
Contract type name	Pilot Contract	Carry forward general activity (UDA)	0
Purpose of contract	General and Orthodontic	18/19 Contracted orthodontic activity (UOA)	1,482
Contract start date	01/04/2006	Carry forward orthodontic activity (UOA)	-30
Contract end date		Baseline contract value	£412,073.74

ACCESS	Contract	England and Wales
24 month ratio of assessments to patient IDs	1.23	1.08

ACTIVITY	Contract
Contract assess and fit appliances (case starts) as a percentage of Area Team case starts	0.7 %

Cumulative percentage of contracted UOA delivered 2018 & 2019



Month	Adjusted Scheduled Activity (UOA)		
	2017	2018	2019
April	3	62	64
May	9	191	178
June	212	416	355
July	511	625	846
August	857	755	1,080
September	1,030	811	1,290
October	1,420	842	1,508
November	1,539	872	1,510
December	1,541	872	1,512
January	1,563	1,315	1,512
February	1,563	1,718	1,512
March	1,565	1,720	1,514
April	1,587	1,722	
May	1,587	1,744	
June	1,587	1,744	

### QUANTITY METRICS (rolling 12 month period)

	Contract Quantity	Contract Base Number	Contract *	Area Team	Region	England
% of all assessments that were assess and fit appliances (case starts)	69	128	53.9%	80.7%	63.0%	59.2%
% of all assessments that were assess and refuse	3	128	2.3%	7.7%	11.1%	12.0%
% of all assessments that were assess and review	56	128	43.8%	11.6%	25.8%	28.8%
% of case starts with a reported IOTN of 3 and Aesthetic Component of 5 or below	0	69	<i>N/A</i>	0.1%	0.1%	0.1%
% of case starts with a reported IOTN of 3 and Aesthetic Component of 6 or above	9	69	13.0%	4.7%	3.7%	3.9%
% of case starts with a reported IOTN of 4	50	69	72.5%	80.5%	79.2%	77.6%
% of case starts with a reported IOTN of 5	10	69	14.5%	14.3%	16.4%	16.7%
% of concluded courses in receipt of dual-arch fixed appliances	59	73	80.8%	68.6%	75.4%	72.9%
% of concluded courses where treatment was abandoned or discontinued	4	73	5.5%	7.4%	8.8%	8.7%
% of patients satisfied with the treatment they have received	1	1	100.0%	94.5%	96.4%	95.7%

\* Figures in italics indicate that the base number is less than 100.

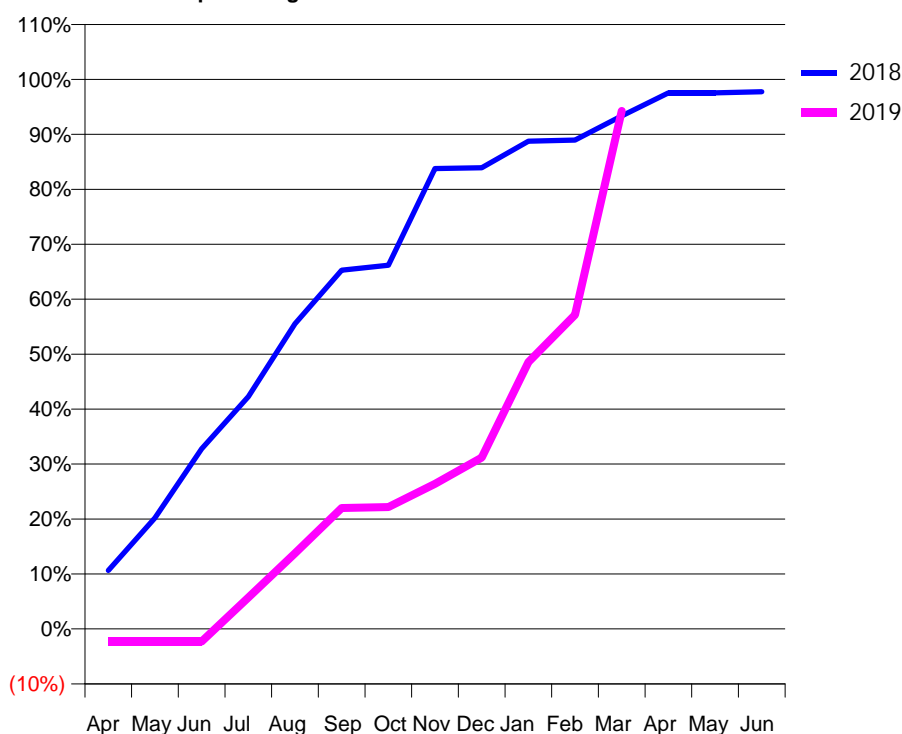
### Q46 - Vital Signs Orthodontic At a Glance Contract Report for 679224/0001 - March 2019

Name or company name	Mr V Singla	18/19 Contracted general activity (UDA)	3,916
Contract type name	GDS Contract	Carry forward general activity (UDA)	108
Purpose of contract	General and Orthodontic	18/19 Contracted orthodontic activity (UOA)	523
Contract start date	01/04/2006	Carry forward orthodontic activity (UOA)	12
Contract end date		Baseline contract value	£155,334.70

ACCESS	Contract	England and Wales
24 month ratio of assessments to patient IDs	1.14	1.08

ACTIVITY	Contract
Contract assess and fit appliances (case starts) as a percentage of Area Team case starts	0.3 %

Cumulative percentage of contracted UOA delivered 2018 & 2019



Month	Adjusted Scheduled Activity (UOA)		
	2017	2018	2019
April	23	56	-12
May	144	106	-12
June	144	171	-12
July	383	221	30
August	431	290	72
September	504	341	115
October	506	346	116
November	518	438	138
December	521	439	163
January	523	464	254
February	527	465	299
March	534	488	493
April	535	510	
May	535	510	
June	535	511	

#### QUANTITY METRICS (rolling 12 month period)

	Contract Quantity	Contract Base Number	Contract *	Area Team	Region	England
% of all assessments that were assess and fit appliances (case starts)	24	48	50.0%	80.7%	63.0%	59.2%
% of all assessments that were assess and refuse	10	48	20.8%	7.7%	11.1%	12.0%
% of all assessments that were assess and review	14	48	29.2%	11.6%	25.8%	28.8%
% of case starts with a reported IOTN of 3 and Aesthetic Component of 5 or below	0	24	N/A	0.1%	0.1%	0.1%
% of case starts with a reported IOTN of 3 and Aesthetic Component of 6 or above	4	24	16.7%	4.7%	3.7%	3.9%
% of case starts with a reported IOTN of 4	20	24	83.3%	80.5%	79.2%	77.6%
% of case starts with a reported IOTN of 5	0	24	N/A	14.3%	16.4%	16.7%
% of concluded courses in receipt of dual-arch fixed appliances	0	12	N/A	68.6%	75.4%	72.9%
% of concluded courses where treatment was abandoned or discontinued	0	12	0.0%	7.4%	8.8%	8.7%
% of patients satisfied with the treatment they have received	0	0	N/A	94.5%	96.4%	95.7%

\* Figures in italics indicate that the base number is less than 100.



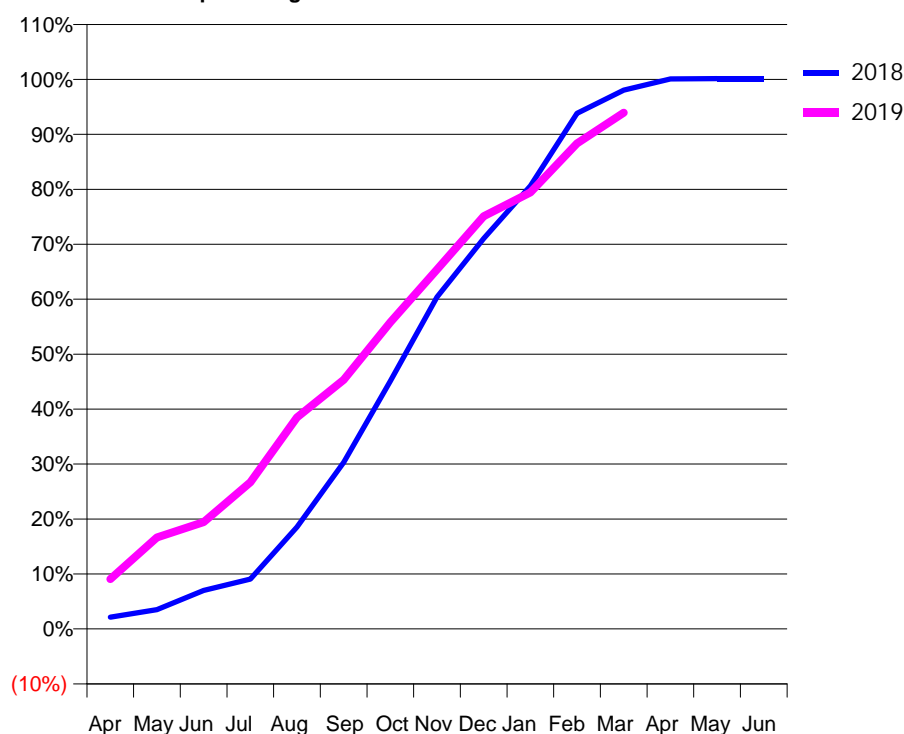
### Q46 - Vital Signs Orthodontic At a Glance Contract Report for 723312/0003 - March 2019

Name or company name	Aligned Dental Care Ltd	18/19 Contracted general activity (UDA)	0
Contract type name	PDS Contract	Carry forward general activity (UDA)	0
Purpose of contract	Orthodontic	18/19 Contracted orthodontic activity (UOA)	3,083
Contract start date	01/04/2006	Carry forward orthodontic activity (UOA)	-4
Contract end date	31/03/2021	Baseline contract value	£203,044.53

ACCESS	Contract	England and Wales
24 month ratio of assessments to patient IDs	1.01	1.08

ACTIVITY	Contract
Contract assess and fit appliances (case starts) as a percentage of Area Team case starts	1.5 %

Cumulative percentage of contracted UOA delivered 2018 & 2019



Month	Adjusted Scheduled Activity (UOA)		
	2017	2018	2019
April	234	66	280
May	513	108	513
June	749	216	600
July	1,007	280	823
August	1,332	571	1,187
September	1,422	934	1,398
October	1,735	1,391	1,721
November	1,949	1,862	2,016
December	2,170	2,190	2,315
January	2,341	2,486	2,449
February	2,617	2,893	2,724
March	2,938	3,022	2,896
April	3,128	3,086	
May	3,128	3,087	
June	3,128	3,087	

#### QUANTITY METRICS (rolling 12 month period)

	Contract Quantity	Contract Base Number	Contract *	Area Team	Region	England
% of all assessments that were assess and fit appliances (case starts)	141	192	73.4%	80.7%	63.0%	59.2%
% of all assessments that were assess and refuse	44	192	22.9%	7.7%	11.1%	12.0%
% of all assessments that were assess and review	7	192	3.6%	11.6%	25.8%	28.8%
% of case starts with a reported IOTN of 3 and Aesthetic Component of 5 or below	0	141	N/A	0.1%	0.1%	0.1%
% of case starts with a reported IOTN of 3 and Aesthetic Component of 6 or above	7	141	5.0%	4.7%	3.7%	3.9%
% of case starts with a reported IOTN of 4	116	141	82.3%	80.5%	79.2%	77.6%
% of case starts with a reported IOTN of 5	18	141	12.8%	14.3%	16.4%	16.7%
% of concluded courses in receipt of dual-arch fixed appliances	113	131	86.3%	68.6%	75.4%	72.9%
% of concluded courses where treatment was abandoned or discontinued	5	131	3.8%	7.4%	8.8%	8.7%
% of patients satisfied with the treatment they have received	1	1	100.0%	94.5%	96.4%	95.7%

\* Figures in italics indicate that the base number is less than 100.

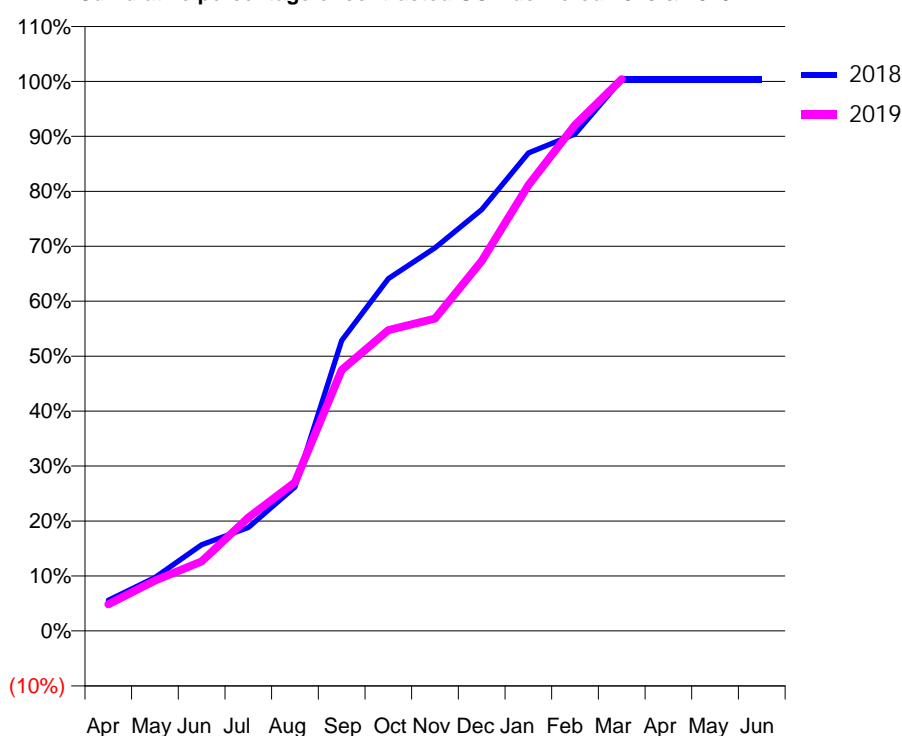
### Q46 - Vital Signs Orthodontic At a Glance Contract Report for 783579/0003 - March 2019

Name or company name	Northwest Orthodontists Ltd	18/19 Contracted general activity (UDA)	0
Contract type name	PDS Contract	Carry forward general activity (UDA)	0
Purpose of contract	Orthodontic	18/19 Contracted orthodontic activity (UOA)	10,229
Contract start date	01/04/2011	Carry forward orthodontic activity (UOA)	-34
Contract end date	31/03/2021	Baseline contract value	£634,575.69

ACCESS	Contract	England and Wales
24 month ratio of assessments to patient IDs	1.01	1.08

ACTIVITY	Contract
Contract assess and fit appliances (case starts) as a percentage of Area Team case starts	5.3 %

Cumulative percentage of contracted UOA delivered 2018 & 2019



Month	Adjusted Scheduled Activity (UOA)		
	2017	2018	2019
April	85	570	496
May	1,599	994	937
June	2,187	1,605	1,294
July	2,947	1,924	2,112
August	3,915	2,680	2,767
September	5,746	5,405	4,856
October	5,851	6,560	5,599
November	6,466	7,131	5,811
December	6,970	7,842	6,886
January	7,690	8,898	8,297
February	8,853	9,247	9,418
March	10,253	10,263	10,270
April	10,253	10,263	
May	10,253	10,263	
June	10,253	10,263	

### QUANTITY METRICS (rolling 12 month period)

	Contract Quantity	Contract Base Number	Contract *	Area Team	Region	England
% of all assessments that were assess and fit appliances (case starts)	491	491	100.0%	80.7%	63.0%	59.2%
% of all assessments that were assess and refuse	0	491	0.0%	7.7%	11.1%	12.0%
% of all assessments that were assess and review	0	491	0.0%	11.6%	25.8%	28.8%
% of case starts with a reported IOTN of 3 and Aesthetic Component of 5 or below	1	491	0.2%	0.1%	0.1%	0.1%
% of case starts with a reported IOTN of 3 and Aesthetic Component of 6 or above	32	491	6.5%	4.7%	3.7%	3.9%
% of case starts with a reported IOTN of 4	385	491	78.4%	80.5%	79.2%	77.6%
% of case starts with a reported IOTN of 5	70	491	14.3%	14.3%	16.4%	16.7 %
% of concluded courses in receipt of dual-arch fixed appliances	1	363	0.3%	68.6%	75.4%	72.9%
% of concluded courses where treatment was abandoned or discontinued	5	363	1.4%	7.4%	8.8%	8.7%
% of patients satisfied with the treatment they have received	1	1	100.0%	94.5%	96.4%	95.7%

\* Figures in italics indicate that the base number is less than 100.

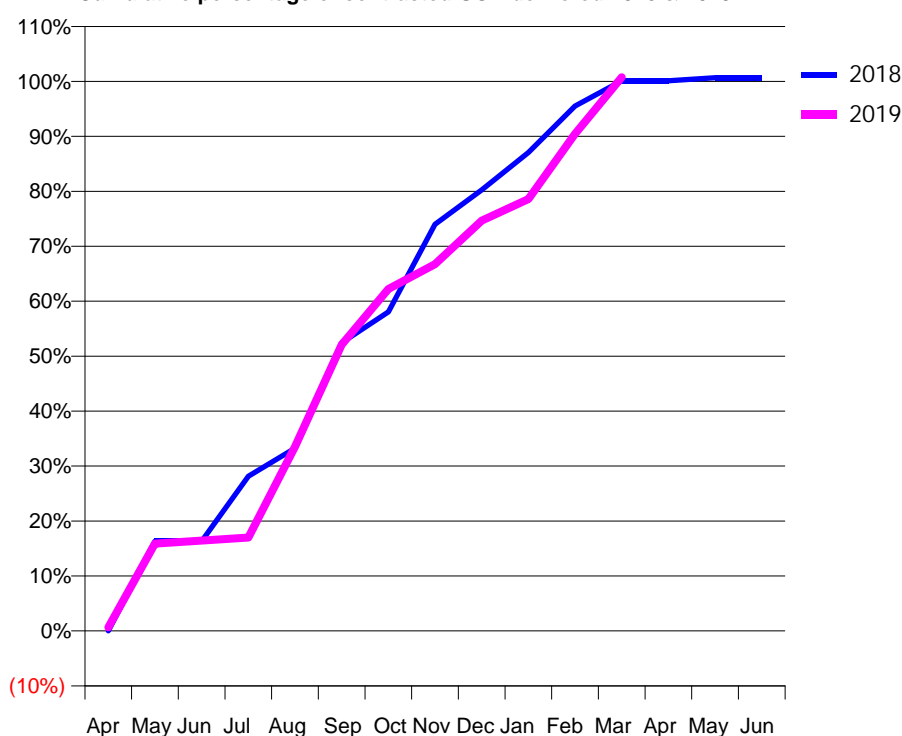
### Q46 - Vital Signs Orthodontic At a Glance Contract Report for 783579/0005 - March 2019

Name or company name	Northwest Orthodontists Ltd	18/19 Contracted general activity (UDA)	0
Contract type name	PDS Contract	Carry forward general activity (UDA)	0
Purpose of contract	Orthodontic	18/19 Contracted orthodontic activity (UOA)	3,729
Contract start date	01/04/2012	Carry forward orthodontic activity (UOA)	-25
Contract end date	31/03/2021	Baseline contract value	£223,074.42

ACCESS	Contract	England and Wales
24 month ratio of assessments to patient IDs	1.00	1.08

ACTIVITY	Contract
Contract assess and fit appliances (case starts) as a percentage of Area Team case starts	1.9 %

Cumulative percentage of contracted UOA delivered 2018 & 2019



Month	Adjusted Scheduled Activity (UOA)		
	2017	2018	2019
April	23	0	25
May	338	609	592
June	867	609	613
July	1,329	1,050	634
August	1,499	1,239	1,249
September	2,360	1,955	1,942
October	2,679	2,165	2,320
November	3,120	2,759	2,488
December	3,624	2,992	2,784
January	3,666	3,246	2,931
February	3,729	3,561	3,372
March	3,729	3,733	3,757
April	3,729	3,733	
May	3,729	3,754	
June	3,729	3,754	

#### QUANTITY METRICS (rolling 12 month period)

	Contract Quantity	Contract Base Number	Contract *	Area Team	Region	England
% of all assessments that were assess and fit appliances (case starts)	179	184	97.3%	80.7%	63.0%	59.2%
% of all assessments that were assess and refuse	4	184	2.2%	7.7%	11.1%	12.0%
% of all assessments that were assess and review	1	184	0.5%	11.6%	25.8%	28.8%
% of case starts with a reported IOTN of 3 and Aesthetic Component of 5 or below	0	179	N/A	0.1%	0.1%	0.1%
% of case starts with a reported IOTN of 3 and Aesthetic Component of 6 or above	14	179	7.8%	4.7%	3.7%	3.9%
% of case starts with a reported IOTN of 4	144	179	80.4%	80.5%	79.2%	77.6%
% of case starts with a reported IOTN of 5	20	179	11.2%	14.3%	16.4%	16.7 %
% of concluded courses in receipt of dual-arch fixed appliances	1	138	0.7%	68.6%	75.4%	72.9%
% of concluded courses where treatment was abandoned or discontinued	1	138	0.7%	7.4%	8.8%	8.7%
% of patients satisfied with the treatment they have received	2	2	100.0%	94.5%	96.4%	95.7%

\* Figures in italics indicate that the base number is less than 100.

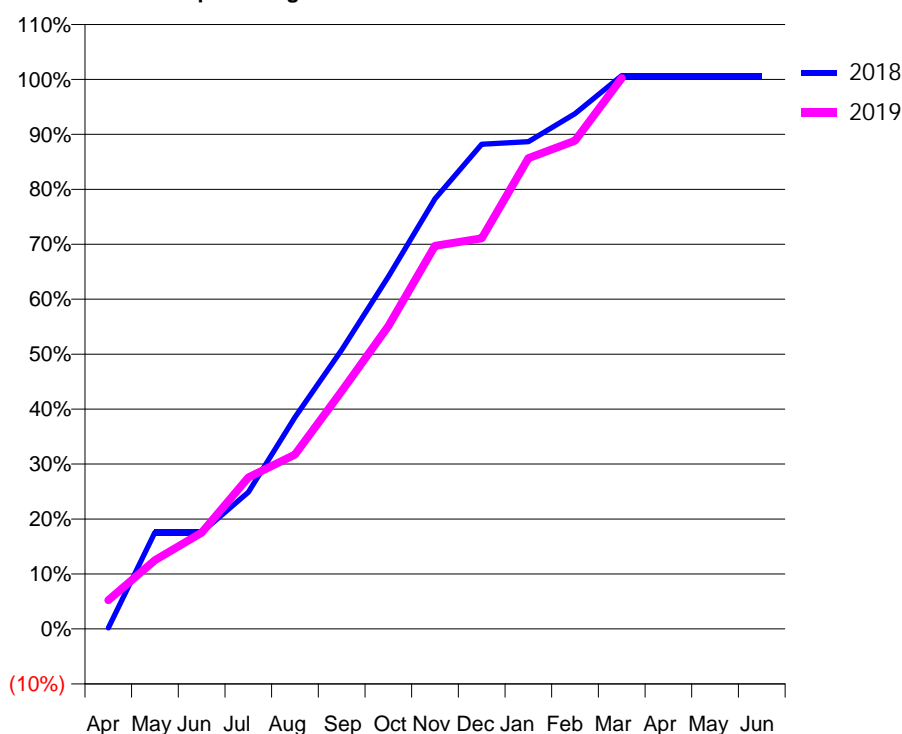
### Q46 - Vital Signs Orthodontic At a Glance Contract Report for 783579/0006 - March 2019

Name or company name	Northwest Orthodontists Ltd	18/19 Contracted general activity (UDA)	0
Contract type name	PDS Contract	Carry forward general activity (UDA)	0
Purpose of contract	Orthodontic	18/19 Contracted orthodontic activity (UOA)	4,621
Contract start date	01/04/2012	Carry forward orthodontic activity (UOA)	-32
Contract end date	31/03/2021	Baseline contract value	£275,059.90

ACCESS	Contract	England and Wales
24 month ratio of assessments to patient IDs	1.02	1.08

ACTIVITY	Contract
Contract assess and fit appliances (case starts) as a percentage of Area Team case starts	2.4 %

Cumulative percentage of contracted UOA delivered 2018 & 2019



Month	Adjusted Scheduled Activity (UOA)		
	2017	2018	2019
April	162	10	242
May	855	812	578
June	1,233	812	809
July	1,632	1,150	1,273
August	1,926	1,780	1,466
September	2,629	2,347	1,999
October	2,671	2,962	2,547
November	3,154	3,617	3,221
December	3,679	4,076	3,284
January	3,910	4,097	3,958
February	4,314	4,332	4,105
March	4,631	4,653	4,632
April	4,631	4,653	
May	4,631	4,653	
June	4,631	4,653	

#### QUANTITY METRICS (rolling 12 month period)

	Contract Quantity	Contract Base Number	Contract *	Area Team	Region	England
% of all assessments that were assess and fit appliances (case starts)	226	226	100.0%	80.7%	63.0%	59.2%
% of all assessments that were assess and refuse	0	226	0.0%	7.7%	11.1%	12.0%
% of all assessments that were assess and review	0	226	0.0%	11.6%	25.8%	28.8%
% of case starts with a reported IOTN of 3 and Aesthetic Component of 5 or below	1	226	0.4%	0.1%	0.1%	0.1%
% of case starts with a reported IOTN of 3 and Aesthetic Component of 6 or above	7	226	3.1%	4.7%	3.7%	3.9%
% of case starts with a reported IOTN of 4	177	226	78.3%	80.5%	79.2%	77.6%
% of case starts with a reported IOTN of 5	41	226	18.1%	14.3%	16.4%	16.7 %
% of concluded courses in receipt of dual-arch fixed appliances	0	129	N/A	68.6%	75.4%	72.9%
% of concluded courses where treatment was abandoned or discontinued	2	129	1.6%	7.4%	8.8%	8.7%
% of patients satisfied with the treatment they have received	1	1	100.0%	94.5%	96.4%	95.7%

\* Figures in italics indicate that the base number is less than 100.

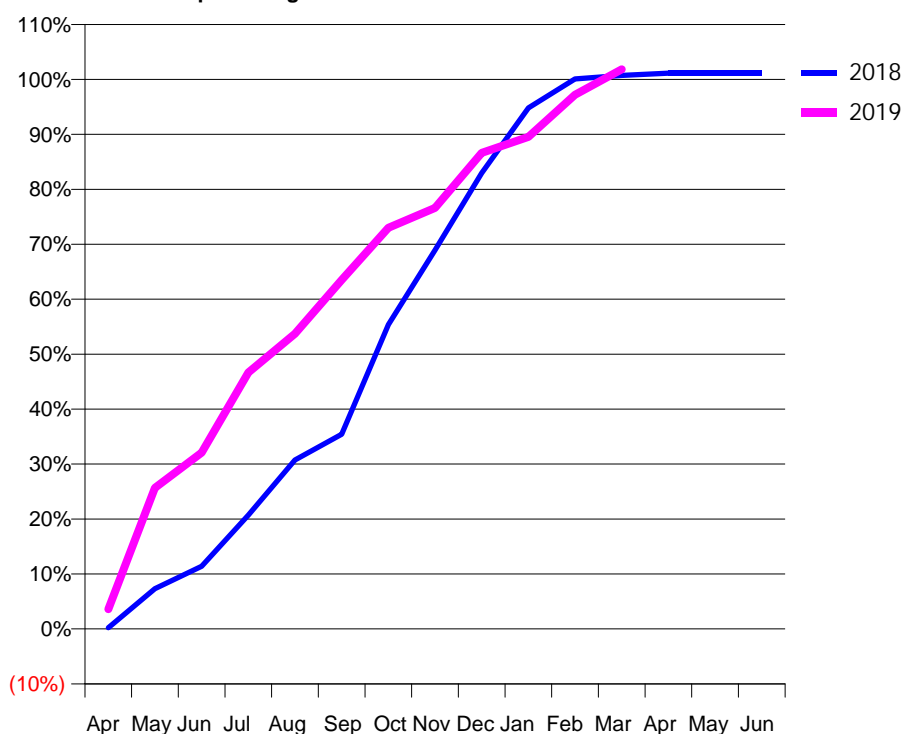
### Q46 - Vital Signs Orthodontic At a Glance Contract Report for 813559/0002 - March 2019

Name or company name	MR NA HALL	18/19 Contracted general activity (UDA)	0
Contract type name	PDS Contract	Carry forward general activity (UDA)	0
Purpose of contract	Orthodontic	18/19 Contracted orthodontic activity (UOA)	3,632
Contract start date	01/04/2012	Carry forward orthodontic activity (UOA)	-41
Contract end date	31/03/2021	Baseline contract value	£217,271.94

ACCESS	Contract	England and Wales
24 month ratio of assessments to patient IDs	1.01	1.08

ACTIVITY	Contract
Contract assess and fit appliances (case starts) as a percentage of Area Team case starts	1.9 %

Cumulative percentage of contracted UOA delivered 2018 & 2019



Month	Adjusted Scheduled Activity (UOA)		
	2017	2018	2019
April	-34	8	131
May	73	266	932
June	137	414	1,165
July	478	752	1,695
August	820	1,116	1,951
September	1,031	1,286	2,306
October	1,389	2,011	2,652
November	1,772	2,503	2,782
December	1,985	3,013	3,146
January	2,178	3,443	3,252
February	2,361	3,634	3,530
March	3,214	3,658	3,698
April	3,550	3,673	
May	3,571	3,673	
June	3,571	3,673	

### QUANTITY METRICS (rolling 12 month period)

	Contract Quantity	Contract Base Number	Contract *	Area Team	Region	England
% of all assessments that were assess and fit appliances (case starts)	172	247	69.6%	80.7%	63.0%	59.2%
% of all assessments that were assess and refuse	23	247	9.3%	7.7%	11.1%	12.0%
% of all assessments that were assess and review	52	247	21.1%	11.6%	25.8%	28.8%
% of case starts with a reported IOTN of 3 and Aesthetic Component of 5 or below	0	172	N/A	0.1%	0.1%	0.1%
% of case starts with a reported IOTN of 3 and Aesthetic Component of 6 or above	4	172	2.3%	4.7%	3.7%	3.9%
% of case starts with a reported IOTN of 4	139	172	80.8%	80.5%	79.2%	77.6%
% of case starts with a reported IOTN of 5	28	172	16.3%	14.3%	16.4%	16.7 %
% of concluded courses in receipt of dual-arch fixed appliances	173	193	89.6%	68.6%	75.4%	72.9%
% of concluded courses where treatment was abandoned or discontinued	14	193	7.3%	7.4%	8.8%	8.7%
% of patients satisfied with the treatment they have received	5	5	100.0%	94.5%	96.4%	95.7%

\* Figures in italics indicate that the base number is less than 100.

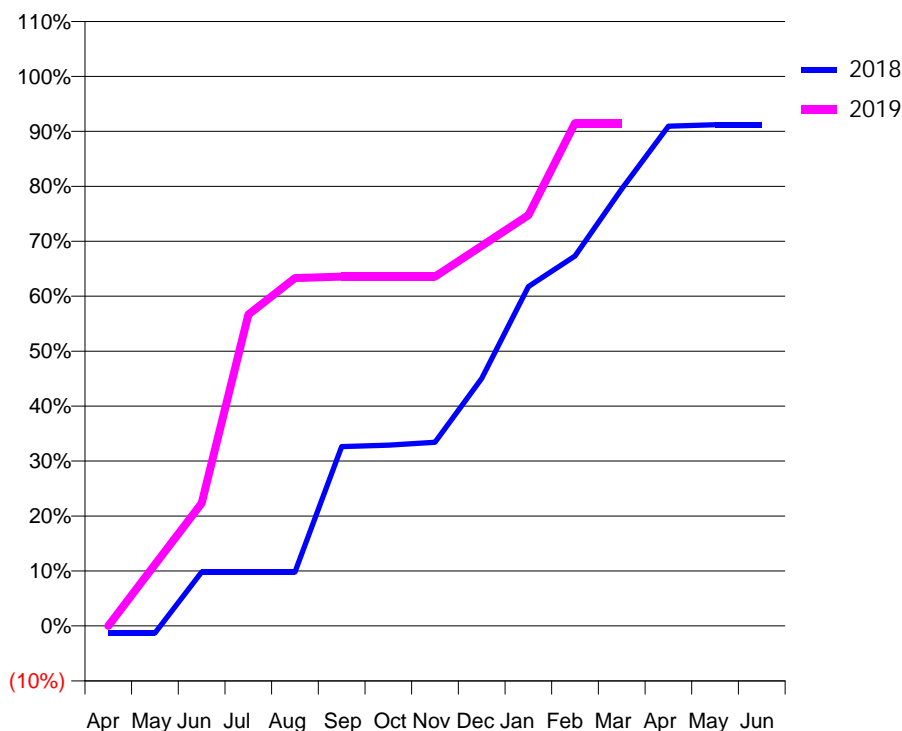
### Q46 - Vital Signs Orthodontic At a Glance Contract Report for 824372/0001 - March 2019

Name or company name	MRS LR DOVER	18/19 Contracted general activity (UDA)	760
Contract type name	GDS Contract	Carry forward general activity (UDA)	0
Purpose of contract	General and Orthodontic	18/19 Contracted orthodontic activity (UOA)	376
Contract start date	01/04/2006	Carry forward orthodontic activity (UOA)	0
Contract end date		Baseline contract value	£35,483.63

ACCESS	Contract	England and Wales
24 month ratio of assessments to patient IDs	1.02	1.08

ACTIVITY	Contract
Contract assess and fit appliances (case starts) as a percentage of Area Team case starts	0.2 %

Cumulative percentage of contracted UOA delivered 2018 & 2019



Month	Adjusted Scheduled Activity (UOA)		
	2017	2018	2019
April	8	-5	0
May	92	-5	42
June	117	37	84
July	138	37	213
August	159	37	238
September	180	123	239
October	222	124	239
November	243	126	239
December	306	170	260
January	307	233	281
February	349	254	344
March	349	300	344
April	349	343	
May	370	344	
June	370	344	

#### QUANTITY METRICS (rolling 12 month period)

	Contract Quantity	Contract Base Number	Contract *	Area Team	Region	England
% of all assessments that were assess and fit appliances (case starts)	19	26	73.1%	80.7%	63.0%	59.2%
% of all assessments that were assess and refuse	6	26	23.1%	7.7%	11.1%	12.0%
% of all assessments that were assess and review	1	26	3.8%	11.6%	25.8%	28.8%
% of case starts with a reported IOTN of 3 and Aesthetic Component of 5 or below	0	19	<i>N/A</i>	0.1%	0.1%	0.1%
% of case starts with a reported IOTN of 3 and Aesthetic Component of 6 or above	1	19	5.3%	4.7%	3.7%	3.9%
% of case starts with a reported IOTN of 4	9	19	47.4%	80.5%	79.2%	77.6%
% of case starts with a reported IOTN of 5	4	19	21.1%	14.3%	16.4%	16.7 %
% of concluded courses in receipt of dual-arch fixed appliances	11	14	78.6%	68.6%	75.4%	72.9%
% of concluded courses where treatment was abandoned or discontinued	1	14	7.1%	7.4%	8.8%	8.7%
% of patients satisfied with the treatment they have received	0	0	<i>N/A</i>	94.5%	96.4%	95.7%

\* Figures in italics indicate that the base number is less than 100.

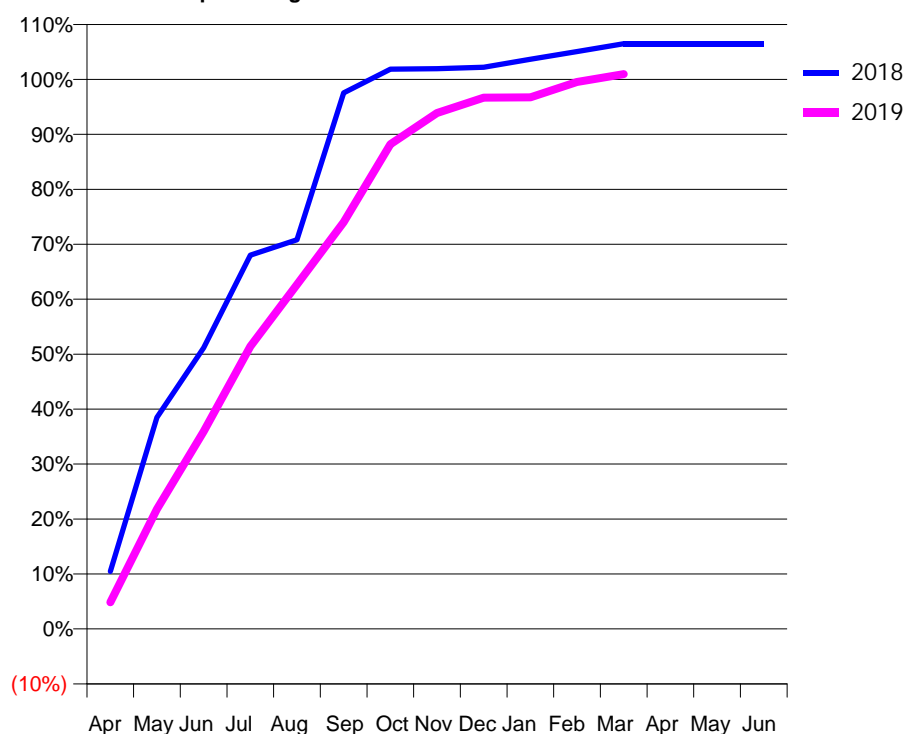
### Q46 - Vital Signs Orthodontic At a Glance Contract Report for 829188/0001 - March 2019

Name or company name	MR WW LEE	18/19 Contracted general activity (UDA)	0
Contract type name	PDS Contract	Carry forward general activity (UDA)	0
Purpose of contract	Orthodontic	18/19 Contracted orthodontic activity (UOA)	1,500
Contract start date	01/04/2006	Carry forward orthodontic activity (UOA)	-30
Contract end date	31/03/2021	Baseline contract value	£89,285.84

ACCESS	Contract	England and Wales
24 month ratio of assessments to patient IDs	1.00	1.08

ACTIVITY	Contract
Contract assess and fit appliances (case starts) as a percentage of Area Team case starts	0.8 %

Cumulative percentage of contracted UOA delivered 2018 & 2019



Month	Adjusted Scheduled Activity (UOA)		
	2017	2018	2019
April	51	157	73
May	347	577	327
June	496	767	539
July	748	1,020	771
August	1,044	1,062	940
September	1,359	1,463	1,110
October	1,527	1,528	1,323
November	1,527	1,529	1,408
December	1,527	1,533	1,450
January	1,549	1,555	1,451
February	1,550	1,576	1,493
March	1,550	1,597	1,514
April	1,550	1,597	
May	1,550	1,597	
June	1,550	1,597	

#### QUANTITY METRICS (rolling 12 month period)

	Contract Quantity	Contract Base Number	Contract *	Area Team	Region	England
% of all assessments that were assess and fit appliances (case starts)	70	82	85.4%	80.7%	63.0%	59.2%
% of all assessments that were assess and refuse	12	82	14.6%	7.7%	11.1%	12.0%
% of all assessments that were assess and review	0	82	0.0%	11.6%	25.8%	28.8%
% of case starts with a reported IOTN of 3 and Aesthetic Component of 5 or below	0	70	N/A	0.1%	0.1%	0.1%
% of case starts with a reported IOTN of 3 and Aesthetic Component of 6 or above	0	70	N/A	4.7%	3.7%	3.9%
% of case starts with a reported IOTN of 4	61	70	87.1%	80.5%	79.2%	77.6%
% of case starts with a reported IOTN of 5	9	70	12.9%	14.3%	16.4%	16.7%
% of concluded courses in receipt of dual-arch fixed appliances	62	71	87.3%	68.6%	75.4%	72.9%
% of concluded courses where treatment was abandoned or discontinued	9	71	12.7%	7.4%	8.8%	8.7%
% of patients satisfied with the treatment they have received	1	2	50.0%	94.5%	96.4%	95.7%

\* Figures in italics indicate that the base number is less than 100.

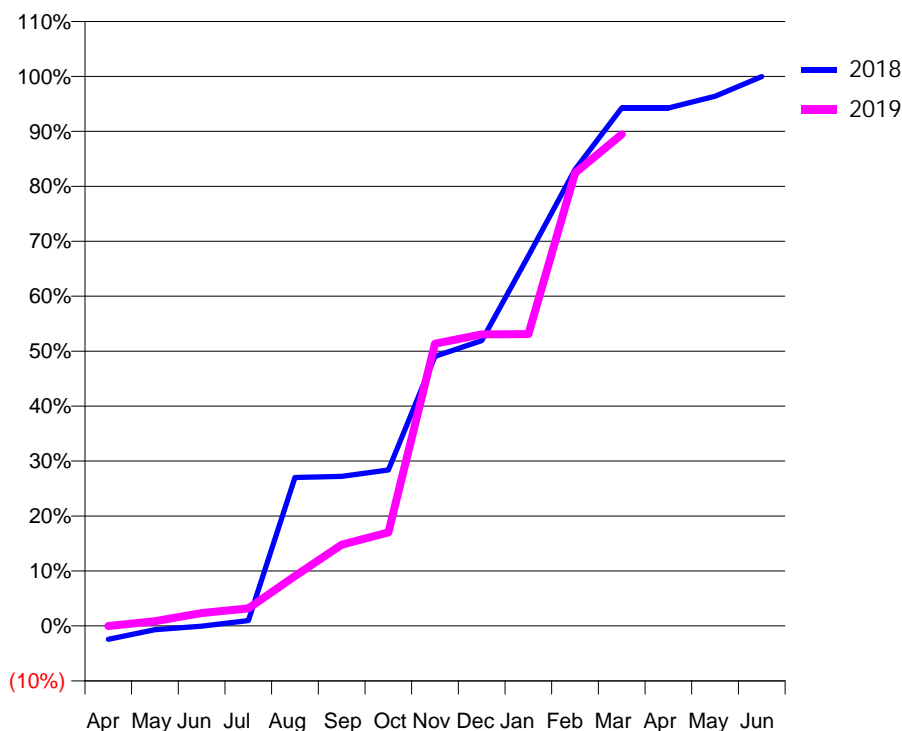
### Q46 - Vital Signs Orthodontic At a Glance Contract Report for 840696/0001 - March 2019

Name or company name	MR MJ KELLY	18/19 Contracted general activity (UDA)	7,750
Contract type name	GDS Contract	Carry forward general activity (UDA)	213
Purpose of contract	General and Orthodontic	18/19 Contracted orthodontic activity (UOA)	3,035
Contract start date	01/04/2006	Carry forward orthodontic activity (UOA)	1
Contract end date		Baseline contract value	£419,998.49

ACCESS	Contract	England and Wales
24 month ratio of assessments to patient IDs	1.09	1.08

ACTIVITY	Contract
Contract assess and fit appliances (case starts) as a percentage of Area Team case starts	1.5 %

Cumulative percentage of contracted UOA delivered 2018 & 2019



Month	Adjusted Scheduled Activity (UOA)		
	2017	2018	2019
April	0	-75	-1
May	27	-22	26
June	34	-2	71
July	40	30	97
August	68	820	275
September	96	826	449
October	147	861	517
November	1,258	1,489	1,559
December	1,769	1,576	1,610
January	1,769	2,044	1,612
February	1,796	2,520	2,501
March	2,416	2,860	2,715
April	2,804	2,860	
May	2,889	2,925	
June	2,960	3,034	

#### QUANTITY METRICS (rolling 12 month period)

	Contract Quantity	Contract Base Number	Contract *	Area Team	Region	England
% of all assessments that were assess and fit appliances (case starts)	140	213	65.7%	80.7%	63.0%	59.2%
% of all assessments that were assess and refuse	35	213	16.4%	7.7%	11.1%	12.0%
% of all assessments that were assess and review	38	213	17.8%	11.6%	25.8%	28.8%
% of case starts with a reported IOTN of 3 and Aesthetic Component of 5 or below	1	140	0.7%	0.1%	0.1%	0.1%
% of case starts with a reported IOTN of 3 and Aesthetic Component of 6 or above	1	140	0.7%	4.7%	3.7%	3.9%
% of case starts with a reported IOTN of 4	122	140	87.1%	80.5%	79.2%	77.6%
% of case starts with a reported IOTN of 5	15	140	10.7%	14.3%	16.4%	16.7%
% of concluded courses in receipt of dual-arch fixed appliances	16	33	48.5%	68.6%	75.4%	72.9%
% of concluded courses where treatment was abandoned or discontinued	10	33	30.3%	7.4%	8.8%	8.7%
% of patients satisfied with the treatment they have received	0	0	N/A	94.5%	96.4%	95.7%

\* Figures in italics indicate that the base number is less than 100.



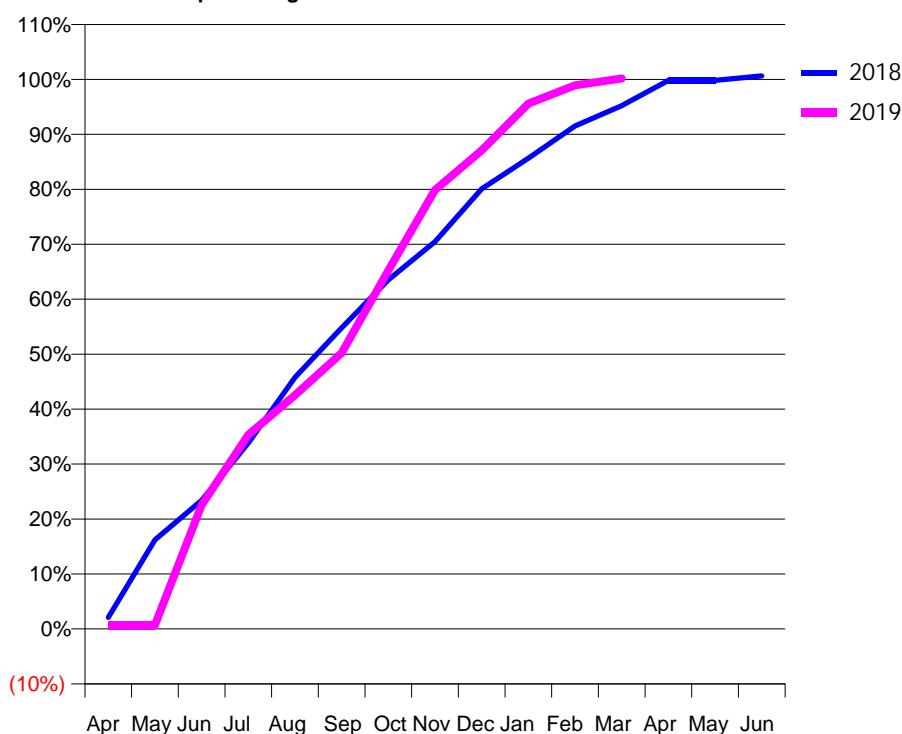
### Q46 - Vital Signs Orthodontic At a Glance Contract Report for 857475/0001 - March 2019

Name or company name	MS M PATEL	18/19 Contracted general activity (UDA)	0
Contract type name	PDS Contract	Carry forward general activity (UDA)	0
Purpose of contract	Orthodontic	18/19 Contracted orthodontic activity (UOA)	7,916
Contract start date	01/11/2009	Carry forward orthodontic activity (UOA)	-50
Contract end date	31/03/2021	Baseline contract value	£491,037.18

ACCESS	Contract	England and Wales
24 month ratio of assessments to patient IDs	1.01	1.08

ACTIVITY	Contract
Contract assess and fit appliances (case starts) as a percentage of Area Team case starts	4.3 %

Cumulative percentage of contracted UOA delivered 2018 & 2019



Month	Adjusted Scheduled Activity (UOA)		
	2017	2018	2019
April	0	169	57
May	0	1,284	57
June	759	1,853	1,786
July	2,996	2,680	2,797
August	3,672	3,624	3,366
September	4,539	4,338	3,976
October	5,107	5,028	5,165
November	5,681	5,578	6,323
December	6,843	6,338	6,893
January	7,497	6,780	7,567
February	7,740	7,244	7,829
March	8,076	7,536	7,929
April	8,077	7,902	
May	8,077	7,902	
June	8,077	7,966	

#### QUANTITY METRICS (rolling 12 month period)

	Contract Quantity	Contract Base Number	Contract *	Area Team	Region	England
% of all assessments that were assess and fit appliances (case starts)	395	442	89.4%	80.7%	63.0%	59.2%
% of all assessments that were assess and refuse	2	442	0.5%	7.7%	11.1%	12.0%
% of all assessments that were assess and review	45	442	10.2%	11.6%	25.8%	28.8%
% of case starts with a reported IOTN of 3 and Aesthetic Component of 5 or below	1	395	0.3%	0.1%	0.1%	0.1%
% of case starts with a reported IOTN of 3 and Aesthetic Component of 6 or above	9	395	2.3%	4.7%	3.7%	3.9%
% of case starts with a reported IOTN of 4	328	395	83.0%	80.5%	79.2%	77.6%
% of case starts with a reported IOTN of 5	57	395	14.4%	14.3%	16.4%	16.7 %
% of concluded courses in receipt of dual-arch fixed appliances	314	357	88.0%	68.6%	75.4%	72.9%
% of concluded courses where treatment was abandoned or discontinued	17	357	4.8%	7.4%	8.8%	8.7%
% of patients satisfied with the treatment they have received	4	4	100.0%	94.5%	96.4%	95.7%

\* Figures in italics indicate that the base number is less than 100.

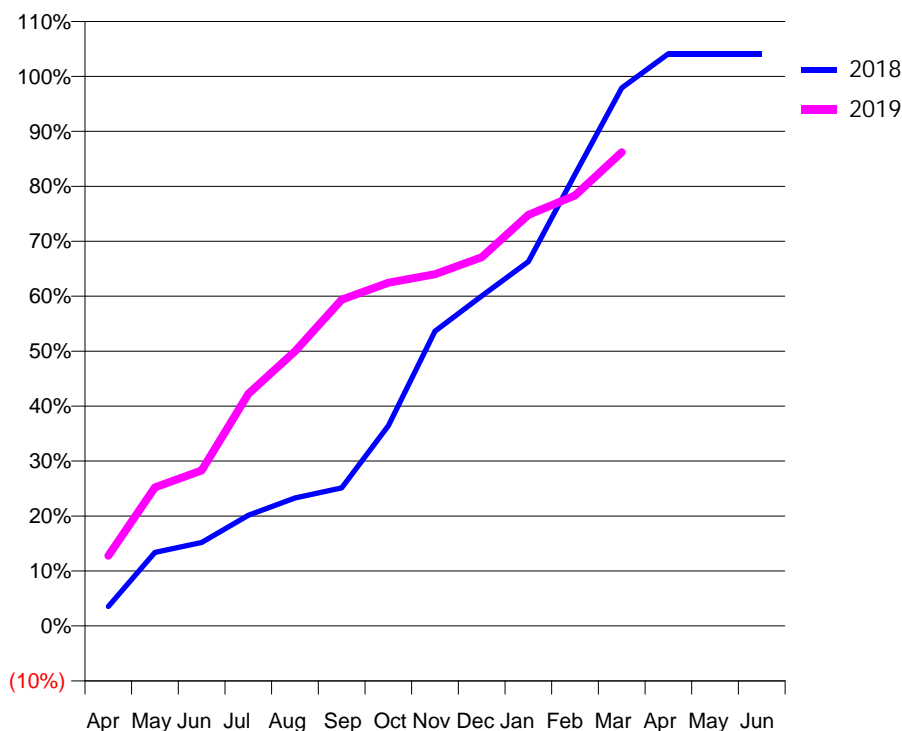
### Q46 - Vital Signs Orthodontic At a Glance Contract Report for 907359/0001 - March 2019

Name or company name	MR MP GEORGESON	18/19 Contracted general activity (UDA)	8,950
Contract type name	GDS Contract	Carry forward general activity (UDA)	133
Purpose of contract	General and Orthodontic	18/19 Contracted orthodontic activity (UOA)	1,361
Contract start date	01/04/2006	Carry forward orthodontic activity (UOA)	-27
Contract end date		Baseline contract value	£302,820.90

ACCESS	Contract	England and Wales
24 month ratio of assessments to patient IDs	1.03	1.08

ACTIVITY	Contract
Contract assess and fit appliances (case starts) as a percentage of Area Team case starts	0.6 %

Cumulative percentage of contracted UOA delivered 2018 & 2019



Month	Adjusted Scheduled Activity (UOA)		
	2017	2018	2019
April	153	48	174
May	952	182	343
June	973	207	385
July	994	274	575
August	994	317	680
September	1,015	342	808
October	1,036	496	850
November	1,146	730	871
December	1,314	817	913
January	1,363	902	1,018
February	1,366	1,118	1,066
March	1,406	1,332	1,173
April	1,427	1,417	
May	1,425	1,417	
June	1,425	1,417	

#### QUANTITY METRICS (rolling 12 month period)

	Contract Quantity	Contract Base Number	Contract *	Area Team	Region	England
% of all assessments that were assess and fit appliances (case starts)	58	71	81.7%	80.7%	63.0%	59.2%
% of all assessments that were assess and refuse	7	71	9.9%	7.7%	11.1%	12.0%
% of all assessments that were assess and review	6	71	8.5%	11.6%	25.8%	28.8%
% of case starts with a reported IOTN of 3 and Aesthetic Component of 5 or below	0	58	<i>N/A</i>	0.1%	0.1%	0.1%
% of case starts with a reported IOTN of 3 and Aesthetic Component of 6 or above	2	58	3.4%	4.7%	3.7%	3.9%
% of case starts with a reported IOTN of 4	42	58	72.4%	80.5%	79.2%	77.6%
% of case starts with a reported IOTN of 5	14	58	24.1%	14.3%	16.4%	16.7%
% of concluded courses in receipt of dual-arch fixed appliances	33	40	82.5%	68.6%	75.4%	72.9%
% of concluded courses where treatment was abandoned or discontinued	7	40	17.5%	7.4%	8.8%	8.7%
% of patients satisfied with the treatment they have received	2	2	100.0%	94.5%	96.4%	95.7%

\* Figures in italics indicate that the base number is less than 100.

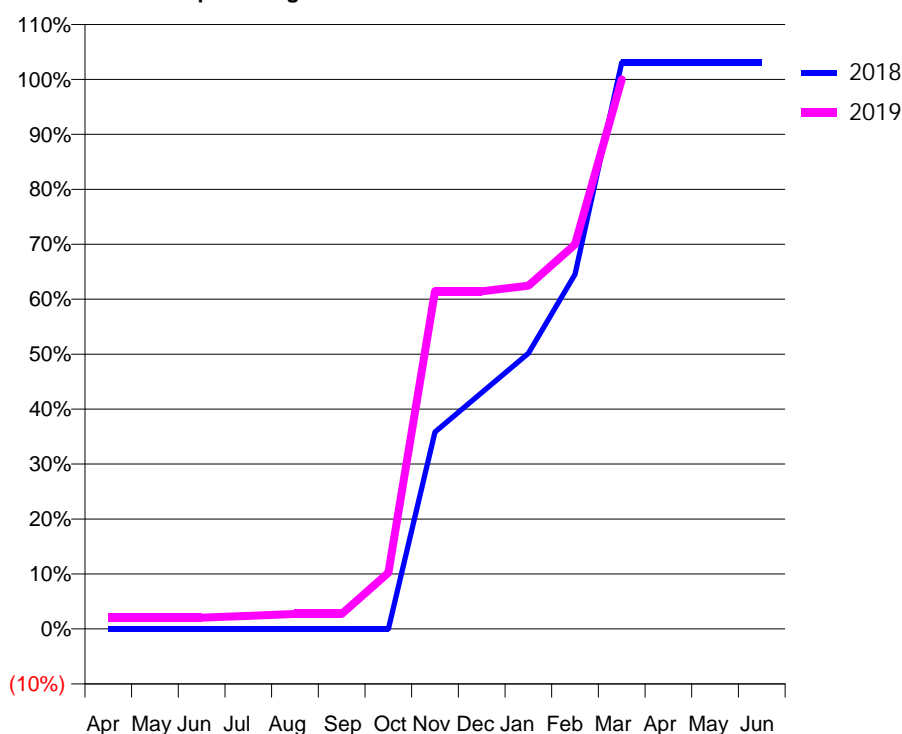
### Q46 - Vital Signs Orthodontic At a Glance Contract Report for 909580/0002 - March 2019

Name or company name	P&J Noble Dental Practice	18/19 Contracted general activity (UDA)	1,706
Contract type name	GDS Contract	Carry forward general activity (UDA)	0
Purpose of contract	General and Orthodontic	18/19 Contracted orthodontic activity (UOA)	293
Contract start date	01/04/2007	Carry forward orthodontic activity (UOA)	-6
Contract end date		Baseline contract value	£67,522.96

ACCESS	Contract	England and Wales
24 month ratio of assessments to patient IDs	1.08	1.08

ACTIVITY	Contract
Contract assess and fit appliances (case starts) as a percentage of Area Team case starts	0.1 %

Cumulative percentage of contracted UOA delivered 2018 & 2019



Month	Adjusted Scheduled Activity (UOA)		
	2017	2018	2019
April	0	0	6
May	0	0	6
June	0	0	6
July	0	0	7
August	0	0	8
September	0	0	8
October	0	0	30
November	0	105	180
December	0	126	180
January	156	147	183
February	183	189	205
March	272	302	293
April	274	302	
May	295	302	
June	295	302	

#### QUANTITY METRICS (rolling 12 month period)

	Contract Quantity	Contract Base Number	Contract *	Area Team	Region	England
% of all assessments that were assess and fit appliances (case starts)	13	27	48.1%	80.7%	63.0%	59.2%
% of all assessments that were assess and refuse	2	27	7.4%	7.7%	11.1%	12.0%
% of all assessments that were assess and review	12	27	44.4%	11.6%	25.8%	28.8%
% of case starts with a reported IOTN of 3 and Aesthetic Component of 5 or below	0	13	N/A	0.1%	0.1%	0.1%
% of case starts with a reported IOTN of 3 and Aesthetic Component of 6 or above	0	13	N/A	4.7%	3.7%	3.9%
% of case starts with a reported IOTN of 4	13	13	100.0%	80.5%	79.2%	77.6%
% of case starts with a reported IOTN of 5	0	13	N/A	14.3%	16.4%	16.7%
% of concluded courses in receipt of dual-arch fixed appliances	0	0	N/A	68.6%	75.4%	72.9%
% of concluded courses where treatment was abandoned or discontinued	0	0	N/A	7.4%	8.8%	8.7%
% of patients satisfied with the treatment they have received	0	0	N/A	94.5%	96.4%	95.7%

\* Figures in italics indicate that the base number is less than 100.

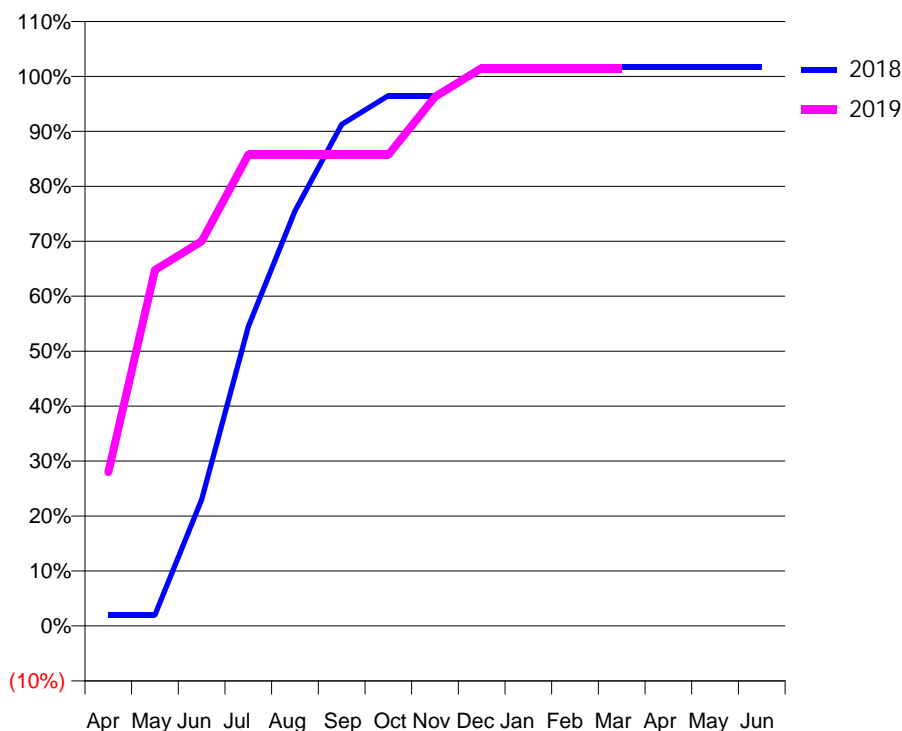
### Q46 - Vital Signs Orthodontic At a Glance Contract Report for 910864/0001 - March 2019

Name or company name	MR D END	18/19 Contracted general activity (UDA)	9,584
Contract type name	GDS Contract	Carry forward general activity (UDA)	370
Purpose of contract	General and Orthodontic	18/19 Contracted orthodontic activity (UOA)	400
Contract start date	01/04/2006	Carry forward orthodontic activity (UOA)	-7
Contract end date		Baseline contract value	£336,290.60

ACCESS	Contract	England and Wales
24 month ratio of assessments to patient IDs	1.03	1.08

ACTIVITY	Contract
Contract assess and fit appliances (case starts) as a percentage of Area Team case starts	0.2 %

Cumulative percentage of contracted UOA delivered 2018 & 2019



Month	Adjusted Scheduled Activity (UOA)		
	2017	2018	2019
April	8	8	112
May	50	8	259
June	71	92	280
July	218	218	343
August	302	302	343
September	365	365	343
October	365	386	343
November	386	386	385
December	386	407	406
January	407	407	406
February	407	407	406
March	408	407	406
April	408	407	
May	408	407	
June	408	407	

### QUANTITY METRICS (rolling 12 month period)

	Contract Quantity	Contract Base Number	Contract *	Area Team	Region	England
% of all assessments that were assess and fit appliances (case starts)	20	20	100.0%	80.7%	63.0%	59.2%
% of all assessments that were assess and refuse	0	20	0.0%	7.7%	11.1%	12.0%
% of all assessments that were assess and review	0	20	0.0%	11.6%	25.8%	28.8%
% of case starts with a reported IOTN of 3 and Aesthetic Component of 5 or below	0	20	N/A	0.1%	0.1%	0.1%
% of case starts with a reported IOTN of 3 and Aesthetic Component of 6 or above	3	20	15.0%	4.7%	3.7%	3.9%
% of case starts with a reported IOTN of 4	13	20	65.0%	80.5%	79.2%	77.6%
% of case starts with a reported IOTN of 5	4	20	20.0%	14.3%	16.4%	16.7%
% of concluded courses in receipt of dual-arch fixed appliances	0	15	N/A	68.6%	75.4%	72.9%
% of concluded courses where treatment was abandoned or discontinued	0	15	0.0%	7.4%	8.8%	8.7%
% of patients satisfied with the treatment they have received	0	0	N/A	94.5%	96.4%	95.7%

\* Figures in italics indicate that the base number is less than 100.

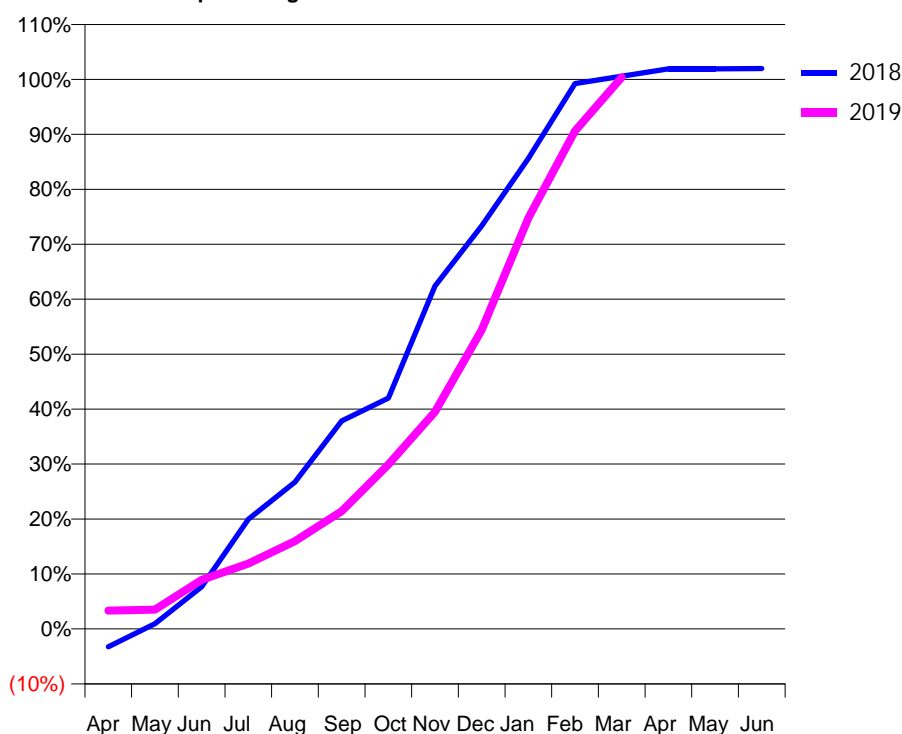
### Q46 - Vital Signs Orthodontic At a Glance Contract Report for 919160/0002 - March 2019

Name or company name	MR CH HEWITT	18/19 Contracted general activity (UDA)	14,632
Contract type name	GDS Contract	Carry forward general activity (UDA)	0
Purpose of contract	General and Orthodontic	18/19 Contracted orthodontic activity (UOA)	1,564
Contract start date	01/02/2011	Carry forward orthodontic activity (UOA)	-31
Contract end date		Baseline contract value	£475,472.94

ACCESS	Contract	England and Wales
24 month ratio of assessments to patient IDs	1.02	1.08

ACTIVITY	Contract
Contract assess and fit appliances (case starts) as a percentage of Area Team case starts	0.8 %

Cumulative percentage of contracted UOA delivered 2018 & 2019



Month	Adjusted Scheduled Activity (UOA)		
	2017	2018	2019
April	-36	-51	52
May	7	15	55
June	113	120	140
July	156	312	186
August	245	418	250
September	483	592	335
October	571	657	468
November	677	976	618
December	783	1,147	851
January	931	1,339	1,170
February	1,144	1,552	1,417
March	1,339	1,573	1,570
April	1,487	1,594	
May	1,487	1,594	
June	1,487	1,595	

#### QUANTITY METRICS (rolling 12 month period)

	Contract Quantity	Contract Base Number	Contract *	Area Team	Region	England
% of all assessments that were assess and fit appliances (case starts)	72	124	58.1%	80.7%	63.0%	59.2%
% of all assessments that were assess and refuse	21	124	16.9%	7.7%	11.1%	12.0%
% of all assessments that were assess and review	31	124	25.0%	11.6%	25.8%	28.8%
% of case starts with a reported IOTN of 3 and Aesthetic Component of 5 or below	0	72	<i>N/A</i>	0.1%	0.1%	0.1%
% of case starts with a reported IOTN of 3 and Aesthetic Component of 6 or above	0	72	<i>N/A</i>	4.7%	3.7%	3.9%
% of case starts with a reported IOTN of 4	72	72	100.0%	80.5%	79.2%	77.6%
% of case starts with a reported IOTN of 5	0	72	<i>N/A</i>	14.3%	16.4%	16.7 %
% of concluded courses in receipt of dual-arch fixed appliances	68	79	86.1%	68.6%	75.4%	72.9%
% of concluded courses where treatment was abandoned or discontinued	5	79	6.3%	7.4%	8.8%	8.7%
% of patients satisfied with the treatment they have received	1	1	100.0%	94.5%	96.4%	95.7%

\* Figures in italics indicate that the base number is less than 100.

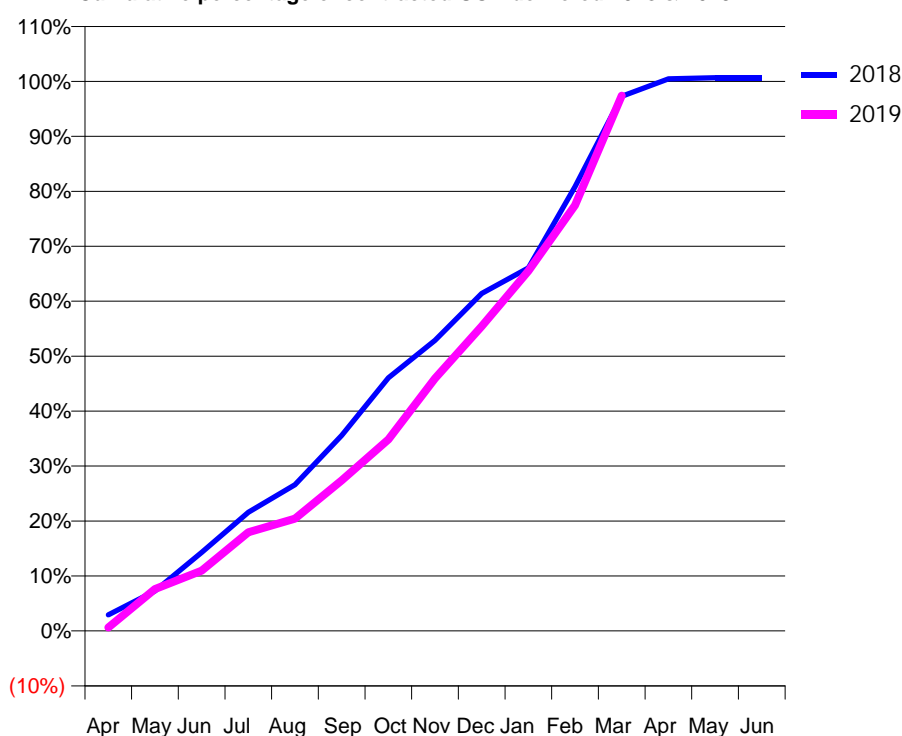
### Q47 - Vital Signs Orthodontic At a Glance Contract Report for 104604/0001 - March 2019

Name or company name	Orthoworld 2000 Limited	18/19 Contracted general activity (UDA)	0
Contract type name	PDS Contract	Carry forward general activity (UDA)	0
Purpose of contract	Orthodontic	18/19 Contracted orthodontic activity (UOA)	10,961
Contract start date	01/04/2012	Carry forward orthodontic activity (UOA)	-71
Contract end date	31/03/2019	Baseline contract value	£759,093.86

ACCESS	Contract	England and Wales
24 month ratio of assessments to patient IDs	1.21	1.08

ACTIVITY	Contract
Contract assess and fit appliances (case starts) as a percentage of Area Team case starts	8.5 %

Cumulative percentage of contracted UOA delivered 2018 & 2019



Month	Adjusted Scheduled Activity (UOA)		
	2017	2018	2019
April	632	317	71
May	1,237	789	836
June	1,661	1,552	1,202
July	2,715	2,345	1,969
August	3,611	2,890	2,241
September	4,783	3,862	3,003
October	5,986	5,000	3,818
November	6,606	5,742	5,037
December	7,573	6,669	6,077
January	9,118	7,176	7,180
February	10,006	8,779	8,488
March	10,691	10,565	10,675
April	10,922	10,911	
May	10,922	10,932	
June	10,923	10,932	

#### QUANTITY METRICS (rolling 12 month period)

	Contract Quantity	Contract Base Number	Contract *	Area Team	Region	England
% of all assessments that were assess and fit appliances (case starts)	506	1,031	49.1%	73.5%	63.0%	59.2%
% of all assessments that were assess and refuse	79	1,031	7.7%	6.1%	11.1%	12.0%
% of all assessments that were assess and review	446	1,031	43.3%	20.4%	25.8%	28.8%
% of case starts with a reported IOTN of 3 and Aesthetic Component of 5 or below	0	506	N/A	0.1%	0.1%	0.1%
% of case starts with a reported IOTN of 3 and Aesthetic Component of 6 or above	3	506	0.6%	3.7%	3.7%	3.9%
% of case starts with a reported IOTN of 4	458	506	90.5%	80.7%	79.2%	77.6%
% of case starts with a reported IOTN of 5	45	506	8.9%	15.0%	16.4%	16.7%
% of concluded courses in receipt of dual-arch fixed appliances	248	313	79.2%	63.6%	75.4%	72.9%
% of concluded courses where treatment was abandoned or discontinued	42	313	13.4%	14.4%	8.8%	8.7%
% of patients satisfied with the treatment they have received	11	11	100.0%	97.8%	96.4%	95.7%

\* Figures in italics indicate that the base number is less than 100.

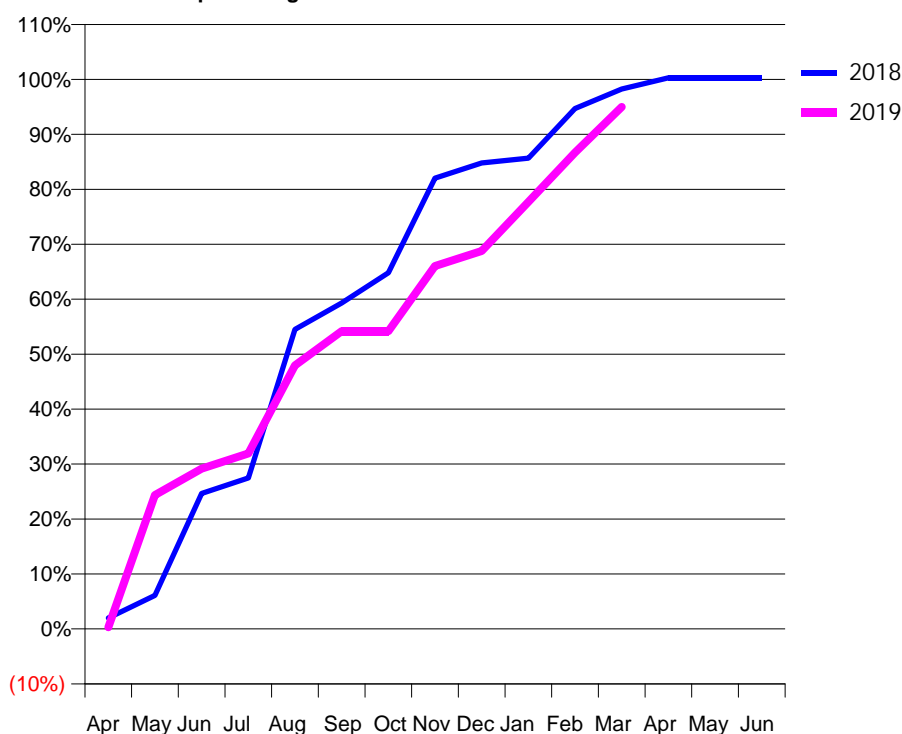
### Q47 - Vital Signs Orthodontic At a Glance Contract Report for 114642/0001 - March 2019

Name or company name	Preston Orthodontics Ltd	18/19 Contracted general activity (UDA)	0
Contract type name	PDS Contract	Carry forward general activity (UDA)	0
Purpose of contract	Orthodontic	18/19 Contracted orthodontic activity (UOA)	3,060
Contract start date	01/04/2011	Carry forward orthodontic activity (UOA)	-9
Contract end date	31/03/2019	Baseline contract value	£209,870.52

ACCESS	Contract	England and Wales
24 month ratio of assessments to patient IDs	1.01	1.08

ACTIVITY	Contract
Contract assess and fit appliances (case starts) as a percentage of Area Team case starts	2.3 %

Cumulative percentage of contracted UOA delivered 2018 & 2019



Month	Adjusted Scheduled Activity (UOA)		
	2017	2018	2019
April	48	61	9
May	195	187	746
June	195	754	893
July	491	841	977
August	890	1,668	1,468
September	1,079	1,815	1,658
October	1,079	1,983	1,658
November	1,649	2,510	2,021
December	2,344	2,595	2,105
January	2,827	2,622	2,378
February	3,017	2,898	2,653
March	3,123	3,006	2,906
April	3,123	3,069	
May	3,123	3,069	
June	3,123	3,069	

#### QUANTITY METRICS (rolling 12 month period)

	Contract Quantity	Contract Base Number	Contract *	Area Team	Region	England
% of all assessments that were assess and fit appliances (case starts)	140	150	93.3%	73.5%	63.0%	59.2%
% of all assessments that were assess and refuse	7	150	4.7%	6.1%	11.1%	12.0%
% of all assessments that were assess and review	3	150	2.0%	20.4%	25.8%	28.8%
% of case starts with a reported IOTN of 3 and Aesthetic Component of 5 or below	0	140	N/A	0.1%	0.1%	0.1%
% of case starts with a reported IOTN of 3 and Aesthetic Component of 6 or above	10	140	7.1%	3.7%	3.7%	3.9%
% of case starts with a reported IOTN of 4	112	140	80.0%	80.7%	79.2%	77.6%
% of case starts with a reported IOTN of 5	18	140	12.9%	15.0%	16.4%	16.7 %
% of concluded courses in receipt of dual-arch fixed appliances	162	170	95.3%	63.6%	75.4%	72.9%
% of concluded courses where treatment was abandoned or discontinued	6	170	3.5%	14.4%	8.8%	8.7%
% of patients satisfied with the treatment they have received	10	10	100.0%	97.8%	96.4%	95.7%

\* Figures in italics indicate that the base number is less than 100.

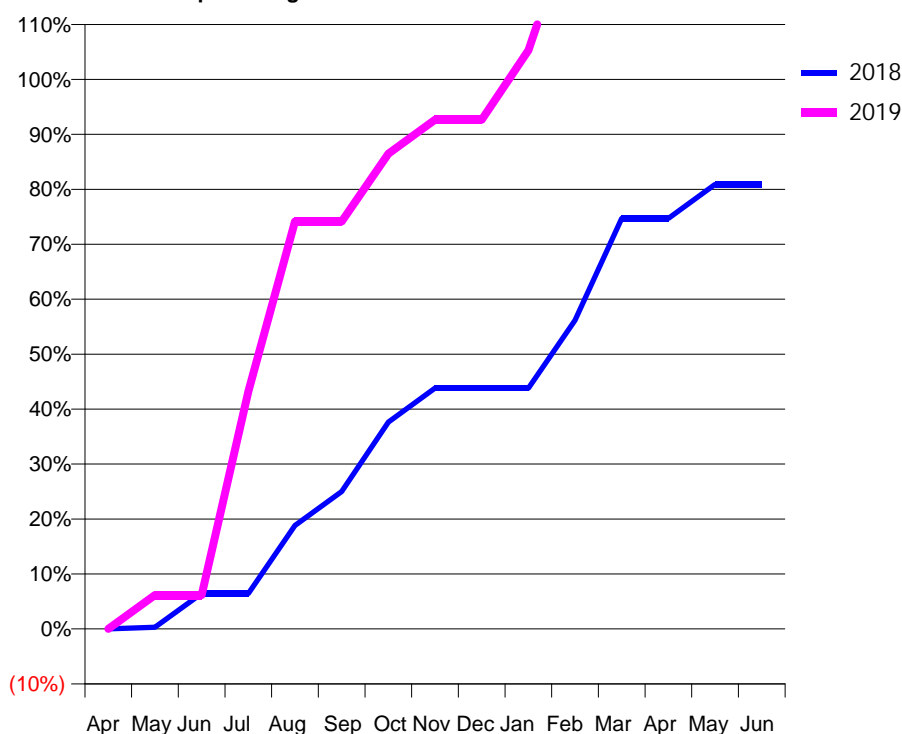
### Q47 - Vital Signs Orthodontic At a Glance Contract Report for 123188/0001 - March 2019

Name or company name	Cramond House Dental Practice	18/19 Contracted general activity (UDA)	1,520
Contract type name	GDS Contract	Carry forward general activity (UDA)	0
Purpose of contract	General and Orthodontic	18/19 Contracted orthodontic activity (UOA)	340
Contract start date	01/04/2011	Carry forward orthodontic activity (UOA)	0
Contract end date		Baseline contract value	£57,975.24

ACCESS	Contract	England and Wales
24 month ratio of assessments to patient IDs	1.00	1.08

ACTIVITY	Contract
Contract assess and fit appliances (case starts) as a percentage of Area Team case starts	0.4 %

Cumulative percentage of contracted UOA delivered 2018 & 2019



Month	Adjusted Scheduled Activity (UOA)		
	2017	2018	2019
April	28	0	0
May	28	1	21
June	70	22	21
July	113	22	147
August	155	64	252
September	218	85	252
October	219	128	294
November	283	149	315
December	305	149	315
January	389	149	358
February	410	191	442
March	410	254	463
April	474	254	
May	474	275	
June	474	275	

### QUANTITY METRICS (rolling 12 month period)

	Contract Quantity	Contract Base Number	Contract *	Area Team	Region	England
% of all assessments that were assess and fit appliances (case starts)	23	24	95.8%	73.5%	63.0%	59.2%
% of all assessments that were assess and refuse	0	24	0.0%	6.1%	11.1%	12.0%
% of all assessments that were assess and review	1	24	4.2%	20.4%	25.8%	28.8%
% of case starts with a reported IOTN of 3 and Aesthetic Component of 5 or below	0	23	N/A	0.1%	0.1%	0.1%
% of case starts with a reported IOTN of 3 and Aesthetic Component of 6 or above	0	23	N/A	3.7%	3.7%	3.9%
% of case starts with a reported IOTN of 4	19	23	82.6%	80.7%	79.2%	77.6%
% of case starts with a reported IOTN of 5	4	23	17.4%	15.0%	16.4%	16.7 %
% of concluded courses in receipt of dual-arch fixed appliances	10	15	66.7%	63.6%	75.4%	72.9%
% of concluded courses where treatment was abandoned or discontinued	0	15	0.0%	14.4%	8.8%	8.7%
% of patients satisfied with the treatment they have received	0	0	N/A	97.8%	96.4%	95.7%

\* Figures in italics indicate that the base number is less than 100.



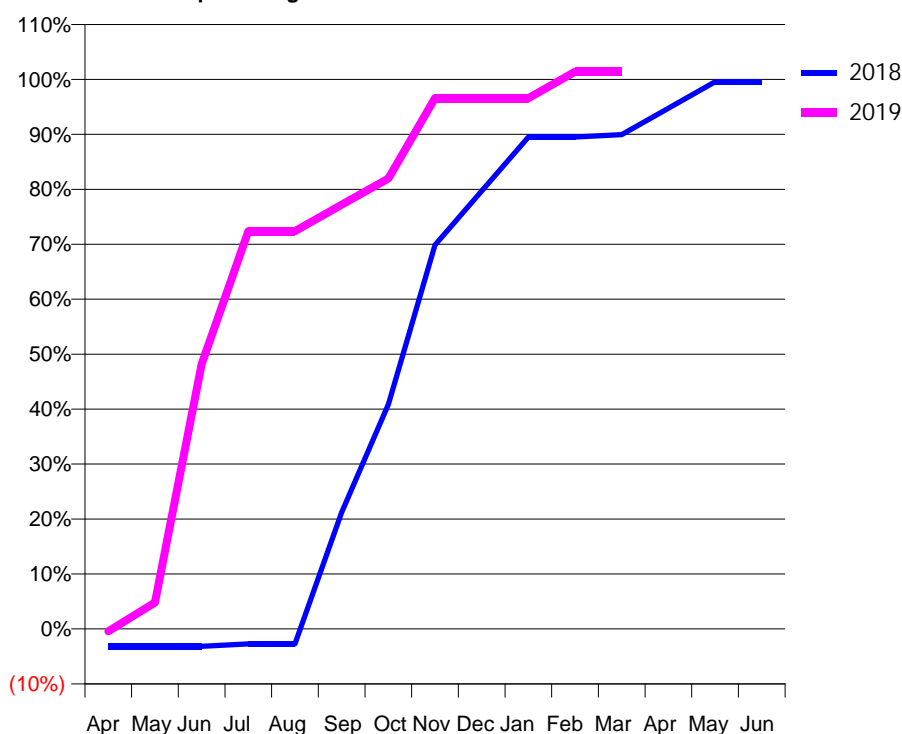
### Q47 - Vital Signs Orthodontic At a Glance Contract Report for 126691/0001 - March 2019

Name or company name	Diamond Smiles Dental Centre	18/19 Contracted general activity (UDA)	3,299
Contract type name	GDS Contract	Carry forward general activity (UDA)	38
Purpose of contract	General and Orthodontic	18/19 Contracted orthodontic activity (UOA)	438
Contract start date	01/07/2009	Carry forward orthodontic activity (UOA)	2
Contract end date		Baseline contract value	£107,964.81

ACCESS	Contract	England and Wales
24 month ratio of assessments to patient IDs	1.04	1.08

ACTIVITY	Contract
Contract assess and fit appliances (case starts) as a percentage of Area Team case starts	0.4 %

Cumulative percentage of contracted UOA delivered 2018 & 2019



Month	Adjusted Scheduled Activity (UOA)		
	2017	2018	2019
April	-5	-14	-2
May	-5	-14	21
June	-5	-14	211
July	37	-12	317
August	38	-12	317
September	38	93	338
October	186	179	359
November	229	306	423
December	293	349	423
January	318	392	423
February	361	392	444
March	403	394	444
April	424	415	
May	424	436	
June	424	436	

### QUANTITY METRICS (rolling 12 month period)

	Contract Quantity	Contract Base Number	Contract *	Area Team	Region	England
% of all assessments that were assess and fit appliances (case starts)	24	29	82.8%	73.5%	63.0%	59.2%
% of all assessments that were assess and refuse	1	29	3.4%	6.1%	11.1%	12.0%
% of all assessments that were assess and review	4	29	13.8%	20.4%	25.8%	28.8%
% of case starts with a reported IOTN of 3 and Aesthetic Component of 5 or below	0	24	<i>N/A</i>	0.1%	0.1%	0.1%
% of case starts with a reported IOTN of 3 and Aesthetic Component of 6 or above	0	24	<i>N/A</i>	3.7%	3.7%	3.9%
% of case starts with a reported IOTN of 4	20	24	83.3%	80.7%	79.2%	77.6%
% of case starts with a reported IOTN of 5	3	24	12.5%	15.0%	16.4%	16.7%
% of concluded courses in receipt of dual-arch fixed appliances	7	24	29.2%	63.6%	75.4%	72.9%
% of concluded courses where treatment was abandoned or discontinued	4	24	16.7%	14.4%	8.8%	8.7%
% of patients satisfied with the treatment they have received	0	0	<i>N/A</i>	97.8%	96.4%	95.7%

\* Figures in italics indicate that the base number is less than 100.

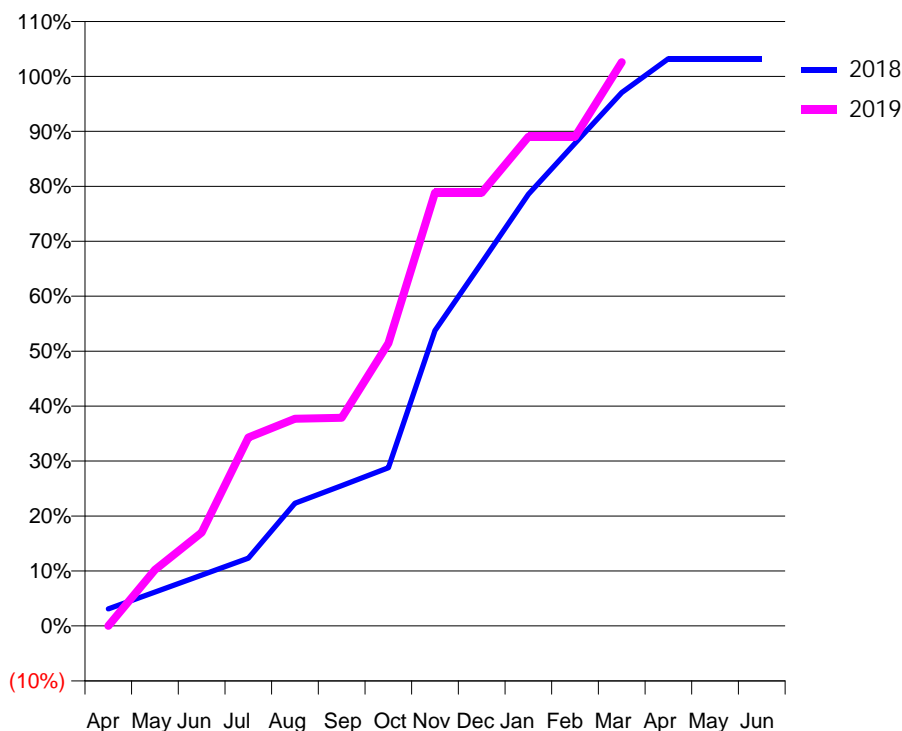
### Q47 - Vital Signs Orthodontic At a Glance Contract Report for 134341/0001 - March 2019

Name or company name	The Macfarlane Dental Partnership	18/19 Contracted general activity (UDA)	1,926
Contract type name	GDS Contract	Carry forward general activity (UDA)	-23
Purpose of contract	General and Orthodontic	18/19 Contracted orthodontic activity (UOA)	618
Contract start date	01/01/2012	Carry forward orthodontic activity (UOA)	0
Contract end date		Baseline contract value	£96,928.32

ACCESS	Contract	England and Wales
24 month ratio of assessments to patient IDs	1.04	1.08

ACTIVITY	Contract
Contract assess and fit appliances (case starts) as a percentage of Area Team case starts	0.5 %

Cumulative percentage of contracted UOA delivered 2018 & 2019



Month	Adjusted Scheduled Activity (UOA)		
	2017	2018	2019
April	3	21	0
May	3	42	63
June	66	63	105
July	87	84	212
August	171	152	233
September	171	174	234
October	213	196	318
November	255	366	487
December	339	450	487
January	362	535	550
February	362	598	550
March	551	661	634
April	576	703	
May	576	703	
June	576	703	

#### QUANTITY METRICS (rolling 12 month period)

	Contract Quantity	Contract Base Number	Contract *	Area Team	Region	England
% of all assessments that were assess and fit appliances (case starts)	32	37	86.5%	73.5%	63.0%	59.2%
% of all assessments that were assess and refuse	1	37	2.7%	6.1%	11.1%	12.0%
% of all assessments that were assess and review	4	37	10.8%	20.4%	25.8%	28.8%
% of case starts with a reported IOTN of 3 and Aesthetic Component of 5 or below	0	32	<i>N/A</i>	0.1%	0.1%	0.1%
% of case starts with a reported IOTN of 3 and Aesthetic Component of 6 or above	1	32	3.1%	3.7%	3.7%	3.9%
% of case starts with a reported IOTN of 4	27	32	84.4%	80.7%	79.2%	77.6%
% of case starts with a reported IOTN of 5	4	32	12.5%	15.0%	16.4%	16.7%
% of concluded courses in receipt of dual-arch fixed appliances	13	14	92.9%	63.6%	75.4%	72.9%
% of concluded courses where treatment was abandoned or discontinued	1	14	7.1%	14.4%	8.8%	8.7%
% of patients satisfied with the treatment they have received	1	1	100.0%	97.8%	96.4%	95.7%

\* Figures in italics indicate that the base number is less than 100.

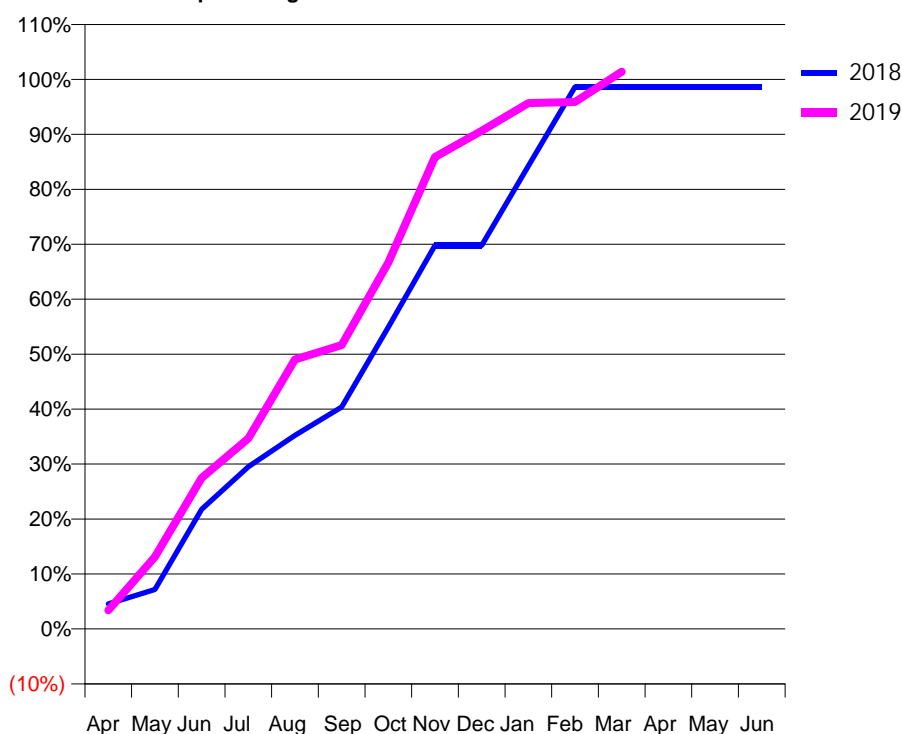
### Q47 - Vital Signs Orthodontic At a Glance Contract Report for 137162/0001 - March 2019

Name or company name	Oakland Family Dental Practice	18/19 Contracted general activity (UDA)	1,800
Contract type name	GDS Contract	Carry forward general activity (UDA)	-36
Purpose of contract	General and Orthodontic	18/19 Contracted orthodontic activity (UOA)	877
Contract start date	01/04/2014	Carry forward orthodontic activity (UOA)	12
Contract end date		Baseline contract value	£106,440.69

ACCESS	Contract	England and Wales
24 month ratio of assessments to patient IDs	1.09	1.08

ACTIVITY	Contract
Contract assess and fit appliances (case starts) as a percentage of Area Team case starts	0.7 %

Cumulative percentage of contracted UOA delivered 2018 & 2019



Month	Adjusted Scheduled Activity (UOA)		
	2017	2018	2019
April	80	40	30
May	193	63	115
June	262	191	241
July	267	259	304
August	525	309	430
September	632	354	453
October	780	482	585
November	780	612	753
December	803	612	795
January	803	739	839
February	890	865	841
March	912	865	889
April	934	865	
May	934	865	
June	934	865	

#### QUANTITY METRICS (rolling 12 month period)

	Contract Quantity	Contract Base Number	Contract *	Area Team	Region	England
% of all assessments that were assess and fit appliances (case starts)	42	65	64.6%	73.5%	63.0%	59.2%
% of all assessments that were assess and refuse	8	65	12.3%	6.1%	11.1%	12.0%
% of all assessments that were assess and review	15	65	23.1%	20.4%	25.8%	28.8%
% of case starts with a reported IOTN of 3 and Aesthetic Component of 5 or below	0	42	<i>N/A</i>	0.1%	0.1%	0.1%
% of case starts with a reported IOTN of 3 and Aesthetic Component of 6 or above	1	42	2.4%	3.7%	3.7%	3.9%
% of case starts with a reported IOTN of 4	35	42	83.3%	80.7%	79.2%	77.6%
% of case starts with a reported IOTN of 5	5	42	11.9%	15.0%	16.4%	16.7%
% of concluded courses in receipt of dual-arch fixed appliances	3	25	12.0%	63.6%	75.4%	72.9%
% of concluded courses where treatment was abandoned or discontinued	11	25	44.0%	14.4%	8.8%	8.7%
% of patients satisfied with the treatment they have received	1	1	100.0%	97.8%	96.4%	95.7%

\* Figures in italics indicate that the base number is less than 100.

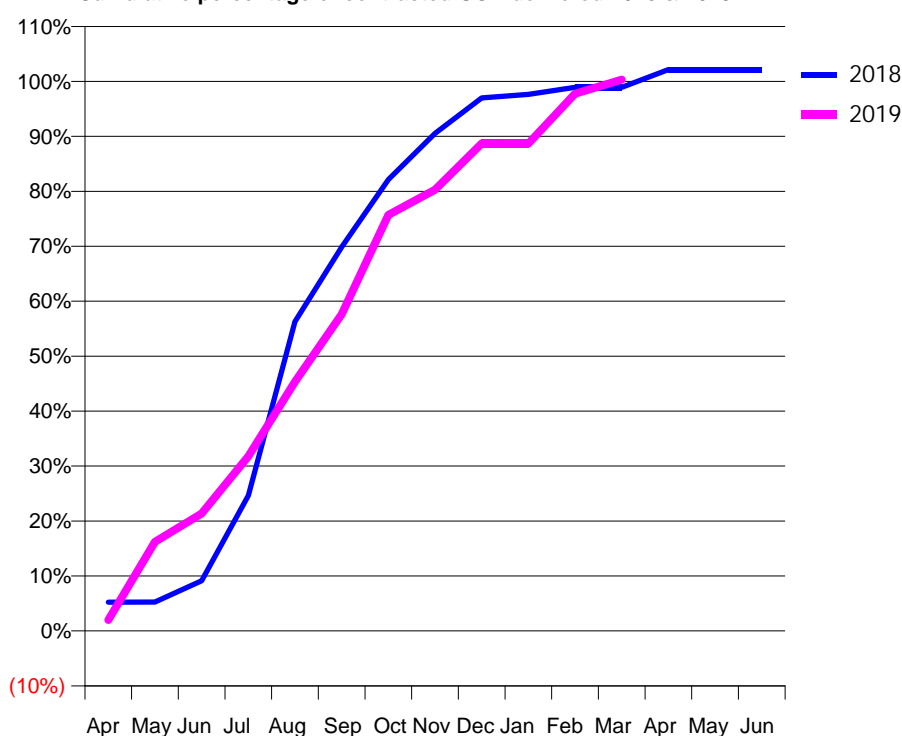
### Q47 - Vital Signs Orthodontic At a Glance Contract Report for 142433/0003 - March 2019

Name or company name	Dentalign Preston	18/19 Contracted general activity (UDA)	0
Contract type name	PDS Contract	Carry forward general activity (UDA)	0
Purpose of contract	Orthodontic	18/19 Contracted orthodontic activity (UOA)	3,251
Contract start date	25/06/2011	Carry forward orthodontic activity (UOA)	-65
Contract end date	31/03/2019	Baseline contract value	£223,797.77

ACCESS	Contract	England and Wales
24 month ratio of assessments to patient IDs	1.02	1.08

ACTIVITY	Contract
Contract assess and fit appliances (case starts) as a percentage of Area Team case starts	2.6 %

Cumulative percentage of contracted UOA delivered 2018 & 2019



Month	Adjusted Scheduled Activity (UOA)		
	2017	2018	2019
April	65	170	65
May	257	171	527
June	364	297	695
July	532	801	1,033
August	763	1,830	1,474
September	910	2,271	1,873
October	1,689	2,670	2,461
November	1,752	2,943	2,610
December	2,173	3,153	2,883
January	2,572	3,174	2,883
February	2,658	3,216	3,177
March	3,243	3,216	3,261
April	3,337	3,321	
May	3,337	3,321	
June	3,379	3,321	

#### QUANTITY METRICS (rolling 12 month period)

	Contract Quantity	Contract Base Number	Contract *	Area Team	Region	England
% of all assessments that were assess and fit appliances (case starts)	157	157	100.0%	73.5%	63.0%	59.2%
% of all assessments that were assess and refuse	0	157	0.0%	6.1%	11.1%	12.0%
% of all assessments that were assess and review	0	157	0.0%	20.4%	25.8%	28.8%
% of case starts with a reported IOTN of 3 and Aesthetic Component of 5 or below	0	157	N/A	0.1%	0.1%	0.1%
% of case starts with a reported IOTN of 3 and Aesthetic Component of 6 or above	21	157	13.4%	3.7%	3.7%	3.9%
% of case starts with a reported IOTN of 4	124	157	79.0%	80.7%	79.2%	77.6%
% of case starts with a reported IOTN of 5	11	157	7.0%	15.0%	16.4%	16.7 %
% of concluded courses in receipt of dual-arch fixed appliances	46	119	38.7%	63.6%	75.4%	72.9%
% of concluded courses where treatment was abandoned or discontinued	2	119	1.7%	14.4%	8.8%	8.7%
% of patients satisfied with the treatment they have received	2	2	100.0%	97.8%	96.4%	95.7%

\* Figures in italics indicate that the base number is less than 100.

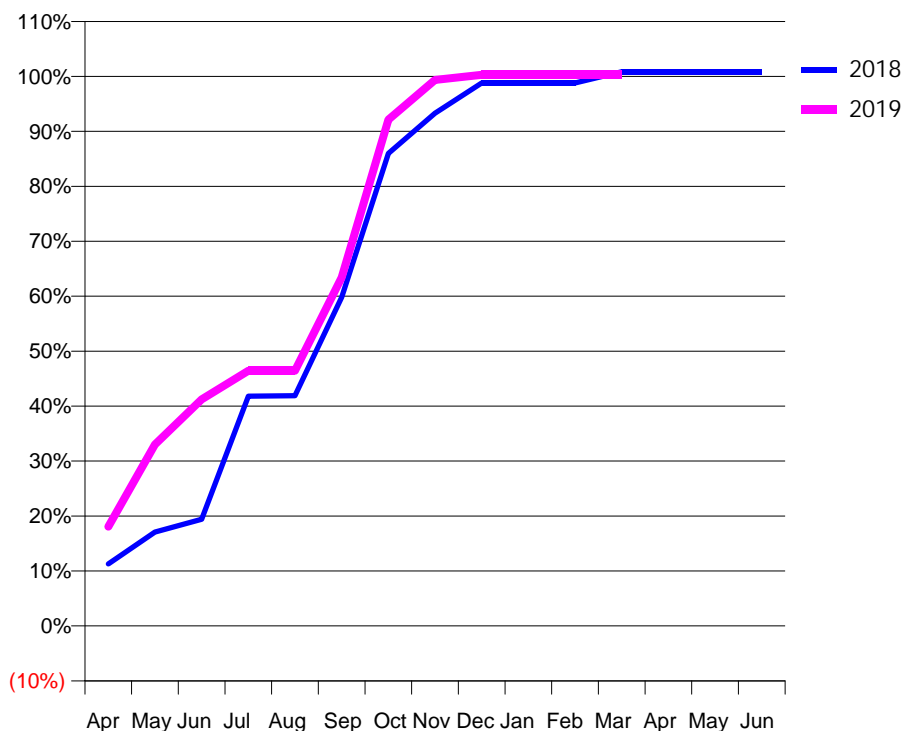
### Q47 - Vital Signs Orthodontic At a Glance Contract Report for 142646/0001 - March 2019

Name or company name	Perfectalign at the Beeches	18/19 Contracted general activity (UDA)	0
Contract type name	PDS Contract	Carry forward general activity (UDA)	0
Purpose of contract	Orthodontic	18/19 Contracted orthodontic activity (UOA)	6,953
Contract start date	01/06/2015	Carry forward orthodontic activity (UOA)	-58
Contract end date	31/03/2019	Baseline contract value	£480,093.12

ACCESS	Contract	England and Wales
24 month ratio of assessments to patient IDs	1.02	1.08

ACTIVITY	Contract
Contract assess and fit appliances (case starts) as a percentage of Area Team case starts	5.5 %

Cumulative percentage of contracted UOA delivered 2018 & 2019



Month	Adjusted Scheduled Activity (UOA)		
	2017	2018	2019
April	485	781	1,257
May	615	1,180	2,296
June	1,079	1,341	2,866
July	2,416	2,888	3,228
August	3,444	2,896	3,228
September	4,277	4,134	4,410
October	5,207	5,943	6,405
November	6,642	6,448	6,909
December	6,642	6,828	6,972
January	6,642	6,828	6,972
February	6,915	6,828	6,972
March	6,957	6,969	6,972
April	6,957	6,969	
May	6,957	6,969	
June	6,957	6,969	

#### QUANTITY METRICS (rolling 12 month period)

	Contract Quantity	Contract Base Number	Contract *	Area Team	Region	England
% of all assessments that were assess and fit appliances (case starts)	329	349	94.3%	73.5%	63.0%	59.2%
% of all assessments that were assess and refuse	18	349	5.2%	6.1%	11.1%	12.0%
% of all assessments that were assess and review	2	349	0.6%	20.4%	25.8%	28.8%
% of case starts with a reported IOTN of 3 and Aesthetic Component of 5 or below	0	329	N/A	0.1%	0.1%	0.1%
% of case starts with a reported IOTN of 3 and Aesthetic Component of 6 or above	34	329	10.3%	3.7%	3.7%	3.9%
% of case starts with a reported IOTN of 4	267	329	81.2%	80.7%	79.2%	77.6%
% of case starts with a reported IOTN of 5	28	329	8.5%	15.0%	16.4%	16.7 %
% of concluded courses in receipt of dual-arch fixed appliances	287	322	89.1%	63.6%	75.4%	72.9%
% of concluded courses where treatment was abandoned or discontinued	24	322	7.5%	14.4%	8.8%	8.7%
% of patients satisfied with the treatment they have received	10	11	90.9%	97.8%	96.4%	95.7%

\* Figures in italics indicate that the base number is less than 100.

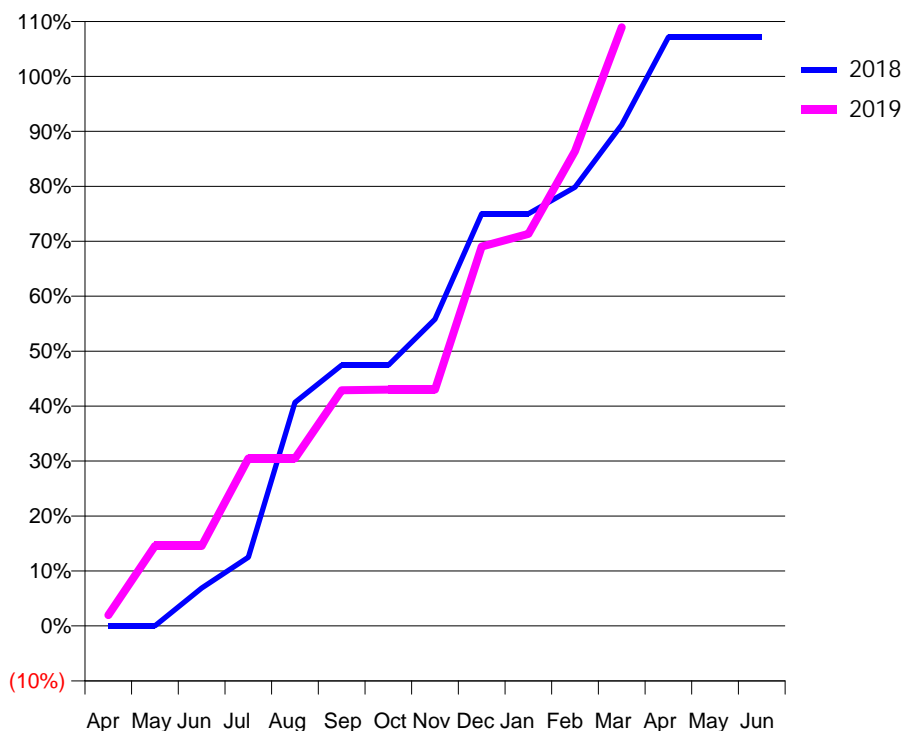
### Q47 - Vital Signs Orthodontic At a Glance Contract Report for 148601/0002 - March 2019

Name or company name	Redbridge Associates Ltd.	18/19 Contracted general activity (UDA)	0
Contract type name	PDS Contract	Carry forward general activity (UDA)	0
Purpose of contract	Orthodontic	18/19 Contracted orthodontic activity (UOA)	1,863
Contract start date	01/04/2007	Carry forward orthodontic activity (UOA)	-37
Contract end date	31/03/2019	Baseline contract value	£123,575.24

ACCESS	Contract	England and Wales
24 month ratio of assessments to patient IDs	1.03	1.08

ACTIVITY	Contract
Contract assess and fit appliances (case starts) as a percentage of Area Team case starts	1.8 %

Cumulative percentage of contracted UOA delivered 2018 & 2019



Month	Adjusted Scheduled Activity (UOA)		
	2017	2018	2019
April	37	0	37
May	121	0	271
June	310	128	271
July	503	233	568
August	776	758	568
September	1,114	884	799
October	1,116	884	801
November	1,116	1,040	801
December	1,431	1,397	1,286
January	1,432	1,397	1,329
February	1,706	1,487	1,609
March	1,709	1,699	2,029
April	1,984	1,996	
May	1,984	1,996	
June	1,984	1,996	

#### QUANTITY METRICS (rolling 12 month period)

	Contract Quantity	Contract Base Number	Contract *	Area Team	Region	England
% of all assessments that were assess and fit appliances (case starts)	108	121	89.3%	73.5%	63.0%	59.2%
% of all assessments that were assess and refuse	10	121	8.3%	6.1%	11.1%	12.0%
% of all assessments that were assess and review	3	121	2.5%	20.4%	25.8%	28.8%
% of case starts with a reported IOTN of 3 and Aesthetic Component of 5 or below	0	108	N/A	0.1%	0.1%	0.1%
% of case starts with a reported IOTN of 3 and Aesthetic Component of 6 or above	5	108	4.6%	3.7%	3.7%	3.9%
% of case starts with a reported IOTN of 4	88	108	81.5%	80.7%	79.2%	77.6%
% of case starts with a reported IOTN of 5	15	108	13.9%	15.0%	16.4%	16.7 %
% of concluded courses in receipt of dual-arch fixed appliances	0	29	N/A	63.6%	75.4%	72.9%
% of concluded courses where treatment was abandoned or discontinued	0	29	0.0%	14.4%	8.8%	8.7%
% of patients satisfied with the treatment they have received	0	0	N/A	97.8%	96.4%	95.7%

\* Figures in italics indicate that the base number is less than 100.

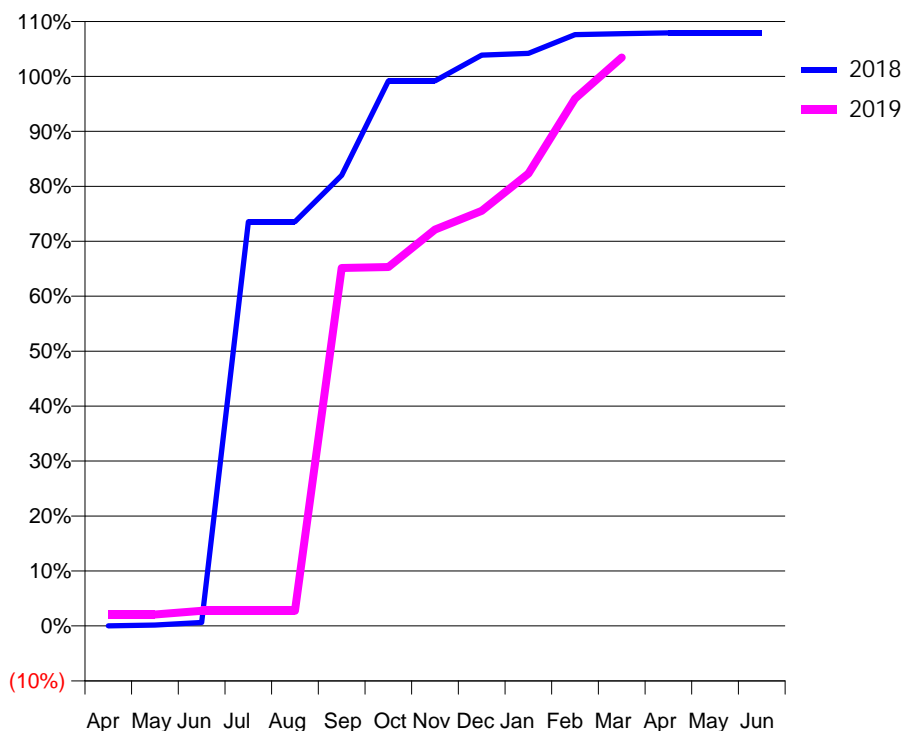
### Q47 - Vital Signs Orthodontic At a Glance Contract Report for 167711/0001 - March 2019

Name or company name	Bridge Dental Practice	18/19 Contracted general activity (UDA)	2,000
Contract type name	GDS Contract	Carry forward general activity (UDA)	38
Purpose of contract	General and Orthodontic	18/19 Contracted orthodontic activity (UOA)	617
Contract start date	01/09/2014	Carry forward orthodontic activity (UOA)	-12
Contract end date		Baseline contract value	£83,183.71

ACCESS	Contract	England and Wales
24 month ratio of assessments to patient IDs	1.08	1.08

ACTIVITY	Contract
Contract assess and fit appliances (case starts) as a percentage of Area Team case starts	0.5 %

Cumulative percentage of contracted UOA delivered 2018 & 2019



Month	Adjusted Scheduled Activity (UOA)		
	2017	2018	2019
April	0	0	13
May	0	1	13
June	0	4	17
July	0	454	17
August	357	454	17
September	357	506	402
October	504	612	403
November	504	612	445
December	546	641	466
January	546	643	508
February	546	664	592
March	588	665	638
April	588	666	
May	588	666	
June	673	666	

#### QUANTITY METRICS (rolling 12 month period)

	Contract Quantity	Contract Base Number	Contract *	Area Team	Region	England
% of all assessments that were assess and fit appliances (case starts)	29	47	61.7%	73.5%	63.0%	59.2%
% of all assessments that were assess and refuse	0	47	0.0%	6.1%	11.1%	12.0%
% of all assessments that were assess and review	18	47	38.3%	20.4%	25.8%	28.8%
% of case starts with a reported IOTN of 3 and Aesthetic Component of 5 or below	0	29	N/A	0.1%	0.1%	0.1%
% of case starts with a reported IOTN of 3 and Aesthetic Component of 6 or above	2	29	6.9%	3.7%	3.7%	3.9%
% of case starts with a reported IOTN of 4	26	29	89.7%	80.7%	79.2%	77.6%
% of case starts with a reported IOTN of 5	1	29	3.4%	15.0%	16.4%	16.7%
% of concluded courses in receipt of dual-arch fixed appliances	1	17	5.9%	63.6%	75.4%	72.9%
% of concluded courses where treatment was abandoned or discontinued	0	17	0.0%	14.4%	8.8%	8.7%
% of patients satisfied with the treatment they have received	0	0	N/A	97.8%	96.4%	95.7%

\* Figures in italics indicate that the base number is less than 100.

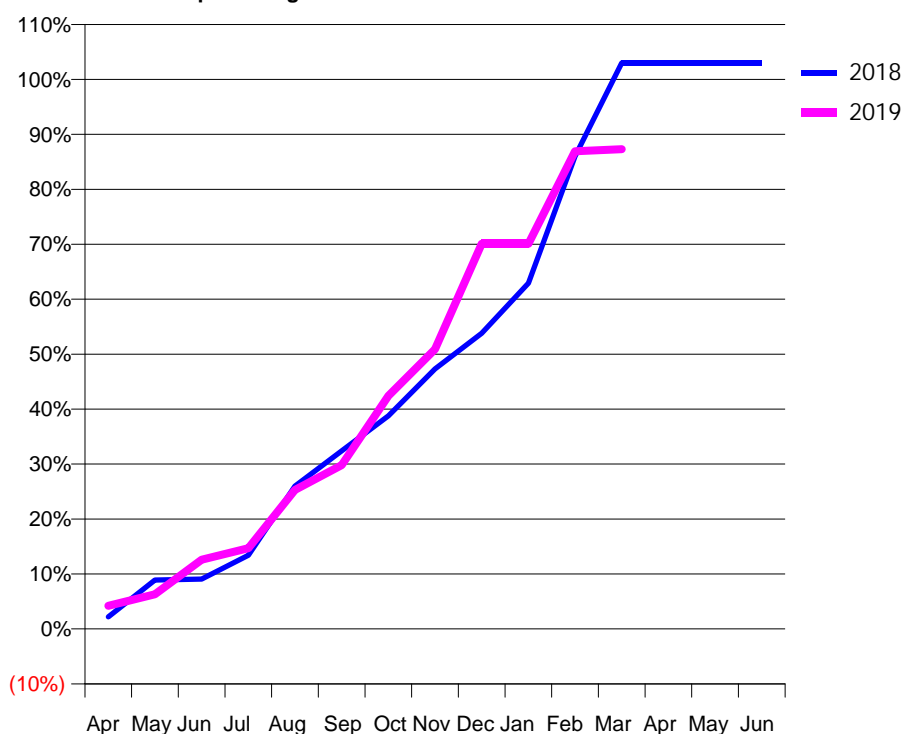
### Q47 - Vital Signs Orthodontic At a Glance Contract Report for 171859/0004 - March 2019

Name or company name	Oak Dental Care Limited	18/19 Contracted general activity (UDA)	4,600
Contract type name	GDS Contract	Carry forward general activity (UDA)	0
Purpose of contract	General and Orthodontic	18/19 Contracted orthodontic activity (UOA)	1,000
Contract start date	01/04/2009	Carry forward orthodontic activity (UOA)	-20
Contract end date		Baseline contract value	£205,398.03

ACCESS	Contract	England and Wales
24 month ratio of assessments to patient IDs	1.01	1.08

ACTIVITY	Contract
Contract assess and fit appliances (case starts) as a percentage of Area Team case starts	0.7 %

Cumulative percentage of contracted UOA delivered 2018 & 2019



Month	Adjusted Scheduled Activity (UOA)		
	2017	2018	2019
April	20	22	42
May	86	89	63
June	317	91	126
July	384	134	147
August	517	260	253
September	539	324	298
October	728	388	424
November	939	473	509
December	982	538	701
January	984	629	701
February	1,026	860	869
March	1,026	1,030	873
April	1,026	1,030	
May	1,026	1,030	
June	1,026	1,030	

#### QUANTITY METRICS (rolling 12 month period)

	Contract Quantity	Contract Base Number	Contract *	Area Team	Region	England
% of all assessments that were assess and fit appliances (case starts)	40	53	75.5%	73.5%	63.0%	59.2%
% of all assessments that were assess and refuse	3	53	5.7%	6.1%	11.1%	12.0%
% of all assessments that were assess and review	10	53	18.9%	20.4%	25.8%	28.8%
% of case starts with a reported IOTN of 3 and Aesthetic Component of 5 or below	0	40	<i>N/A</i>	0.1%	0.1%	0.1%
% of case starts with a reported IOTN of 3 and Aesthetic Component of 6 or above	0	40	<i>N/A</i>	3.7%	3.7%	3.9%
% of case starts with a reported IOTN of 4	26	40	65.0%	80.7%	79.2%	77.6%
% of case starts with a reported IOTN of 5	13	40	32.5%	15.0%	16.4%	16.7 %
% of concluded courses in receipt of dual-arch fixed appliances	0	2	<i>N/A</i>	63.6%	75.4%	72.9%
% of concluded courses where treatment was abandoned or discontinued	0	2	0.0%	14.4%	8.8%	8.7%
% of patients satisfied with the treatment they have received	0	0	<i>N/A</i>	97.8%	96.4%	95.7%

\* Figures in italics indicate that the base number is less than 100.



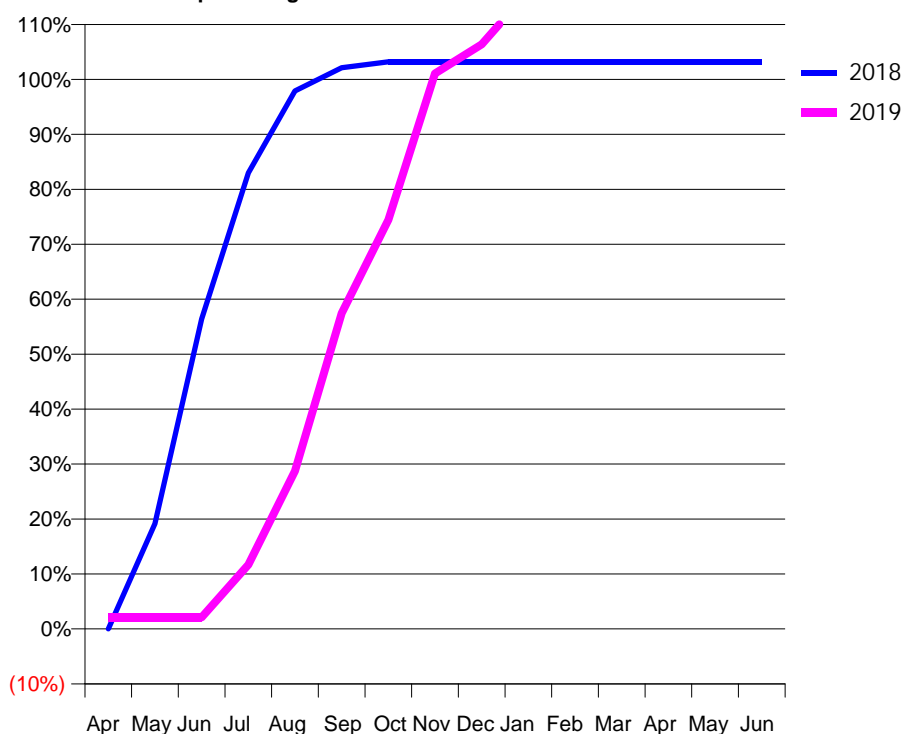
### Q47 - Vital Signs Orthodontic At a Glance Contract Report for 177709/0001 - March 2019

Name or company name	Green Dental Partnership	18/19 Contracted general activity (UDA)	1,866
Contract type name	GDS Contract	Carry forward general activity (UDA)	-17
Purpose of contract	General and Orthodontic	18/19 Contracted orthodontic activity (UOA)	94
Contract start date	01/04/2013	Carry forward orthodontic activity (UOA)	-2
Contract end date		Baseline contract value	£47,528.36

ACCESS	Contract	England and Wales
24 month ratio of assessments to patient IDs	1.19	1.08

ACTIVITY	Contract
Contract assess and fit appliances (case starts) as a percentage of Area Team case starts	0.0 %

Cumulative percentage of contracted UOA delivered 2018 & 2019



Month	Adjusted Scheduled Activity (UOA)		
	2017	2018	2019
April	0	0	2
May	2	18	2
June	17	53	2
July	33	78	11
August	49	92	27
September	60	96	54
October	72	97	70
November	87	97	95
December	102	97	100
January	133	97	109
February	141	97	115
March	179	97	117
April	179	97	
May	186	97	
June	186	97	

### QUANTITY METRICS (rolling 12 month period)

	Contract Quantity	Contract Base Number	Contract *	Area Team	Region	England
% of all assessments that were assess and fit appliances (case starts)	0	115	0.0%	73.5%	63.0%	59.2%
% of all assessments that were assess and refuse	0	115	0.0%	6.1%	11.1%	12.0%
% of all assessments that were assess and review	115	115	100.0%	20.4%	25.8%	28.8%
% of case starts with a reported IOTN of 3 and Aesthetic Component of 5 or below	0	0	<i>N/A</i>	0.1%	0.1%	0.1%
% of case starts with a reported IOTN of 3 and Aesthetic Component of 6 or above	0	0	<i>N/A</i>	3.7%	3.7%	3.9%
% of case starts with a reported IOTN of 4	0	0	<i>N/A</i>	80.7%	79.2%	77.6%
% of case starts with a reported IOTN of 5	0	0	<i>N/A</i>	15.0%	16.4%	16.7 %
% of concluded courses in receipt of dual-arch fixed appliances	0	0	<i>N/A</i>	63.6%	75.4%	72.9%
% of concluded courses where treatment was abandoned or discontinued	0	0	<i>N/A</i>	14.4%	8.8%	8.7%
% of patients satisfied with the treatment they have received	0	0	<i>N/A</i>	97.8%	96.4%	95.7%

\* Figures in italics indicate that the base number is less than 100.

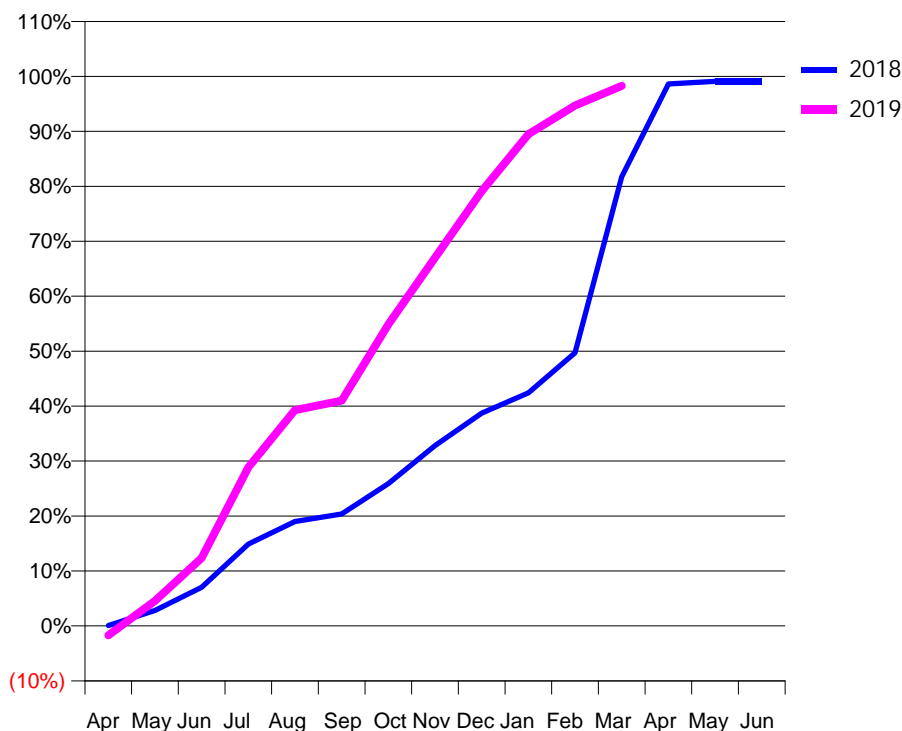
### Q47 - Vital Signs Orthodontic At a Glance Contract Report for 185450/0001 - March 2019

Name or company name	Lancashire Dental Partners	18/19 Contracted general activity (UDA)	5,600
Contract type name	GDS Contract	Carry forward general activity (UDA)	110
Purpose of contract	General and Orthodontic	18/19 Contracted orthodontic activity (UOA)	2,427
Contract start date	01/01/2016	Carry forward orthodontic activity (UOA)	42
Contract end date		Baseline contract value	£309,082.00

ACCESS	Contract	England and Wales
24 month ratio of assessments to patient IDs	1.01	1.08

ACTIVITY	Contract
Contract assess and fit appliances (case starts) as a percentage of Area Team case starts	2.6 %

Cumulative percentage of contracted UOA delivered 2018 & 2019



Month	Adjusted Scheduled Activity (UOA)		
	2017	2018	2019
April	122	4	-42
May	169	130	111
June	257	324	300
July	488	685	701
August	786	874	953
September	1,144	937	995
October	1,312	1,191	1,332
November	1,564	1,508	1,626
December	1,756	1,781	1,920
January	1,798	1,950	2,172
February	1,967	2,286	2,298
March	2,347	3,758	2,385
April	2,431	4,536	
May	2,431	4,557	
June	2,431	4,557	

#### QUANTITY METRICS (rolling 12 month period)

	Contract Quantity	Contract Base Number	Contract *	Area Team	Region	England
% of all assessments that were assess and fit appliances (case starts)	153	158	96.8%	73.5%	63.0%	59.2%
% of all assessments that were assess and refuse	1	158	0.6%	6.1%	11.1%	12.0%
% of all assessments that were assess and review	4	158	2.5%	20.4%	25.8%	28.8%
% of case starts with a reported IOTN of 3 and Aesthetic Component of 5 or below	0	153	N/A	0.1%	0.1%	0.1%
% of case starts with a reported IOTN of 3 and Aesthetic Component of 6 or above	0	153	N/A	3.7%	3.7%	3.9%
% of case starts with a reported IOTN of 4	127	153	83.0%	80.7%	79.2%	77.6%
% of case starts with a reported IOTN of 5	25	153	16.3%	15.0%	16.4%	16.7 %
% of concluded courses in receipt of dual-arch fixed appliances	0	217	N/A	63.6%	75.4%	72.9%
% of concluded courses where treatment was abandoned or discontinued	26	217	12.0%	14.4%	8.8%	8.7%
% of patients satisfied with the treatment they have received	3	3	100.0%	97.8%	96.4%	95.7%

\* Figures in italics indicate that the base number is less than 100.

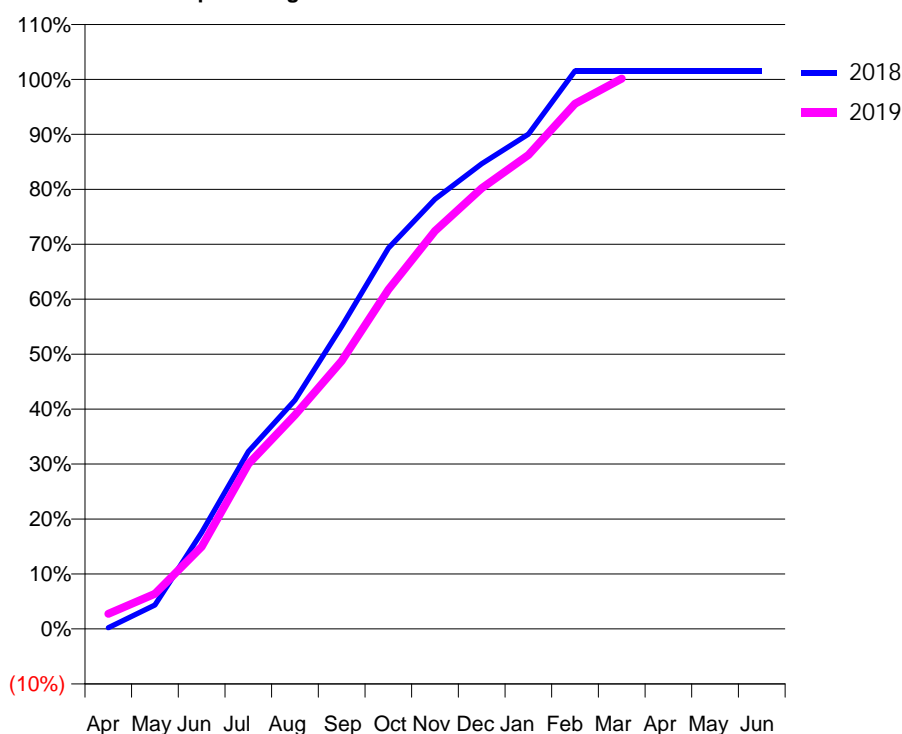
### Q47 - Vital Signs Orthodontic At a Glance Contract Report for 185450/0002 - March 2019

Name or company name	Lancashire Dental Partners	18/19 Contracted general activity (UDA)	3,700
Contract type name	GDS Contract	Carry forward general activity (UDA)	-74
Purpose of contract	General and Orthodontic	18/19 Contracted orthodontic activity (UOA)	5,196
Contract start date	01/01/2016	Carry forward orthodontic activity (UOA)	-80
Contract end date		Baseline contract value	£451,670.59

ACCESS	Contract	England and Wales
24 month ratio of assessments to patient IDs	1.02	1.08

ACTIVITY	Contract
Contract assess and fit appliances (case starts) as a percentage of Area Team case starts	4.2 %

Cumulative percentage of contracted UOA delivered 2018 & 2019



Month	Adjusted Scheduled Activity (UOA)		
	2017	2018	2019
April	118	12	143
May	674	226	332
June	1,120	912	777
July	1,542	1,678	1,559
August	2,362	2,163	2,022
September	3,121	2,860	2,534
October	3,669	3,601	3,209
November	4,322	4,063	3,763
December	4,721	4,399	4,167
January	4,868	4,678	4,482
February	5,036	5,276	4,965
March	5,204	5,276	5,203
April	5,204	5,276	
May	5,204	5,276	
June	5,204	5,276	

#### QUANTITY METRICS (rolling 12 month period)

	Contract Quantity	Contract Base Number	Contract *	Area Team	Region	England
% of all assessments that were assess and fit appliances (case starts)	251	262	95.8%	73.5%	63.0%	59.2%
% of all assessments that were assess and refuse	0	262	0.0%	6.1%	11.1%	12.0%
% of all assessments that were assess and review	11	262	4.2%	20.4%	25.8%	28.8%
% of case starts with a reported IOTN of 3 and Aesthetic Component of 5 or below	0	251	N/A	0.1%	0.1%	0.1%
% of case starts with a reported IOTN of 3 and Aesthetic Component of 6 or above	0	251	N/A	3.7%	3.7%	3.9%
% of case starts with a reported IOTN of 4	200	251	79.7%	80.7%	79.2%	77.6%
% of case starts with a reported IOTN of 5	51	251	20.3%	15.0%	16.4%	16.7 %
% of concluded courses in receipt of dual-arch fixed appliances	0	353	N/A	63.6%	75.4%	72.9%
% of concluded courses where treatment was abandoned or discontinued	67	353	19.0%	14.4%	8.8%	8.7%
% of patients satisfied with the treatment they have received	2	2	100.0%	97.8%	96.4%	95.7%

\* Figures in italics indicate that the base number is less than 100.

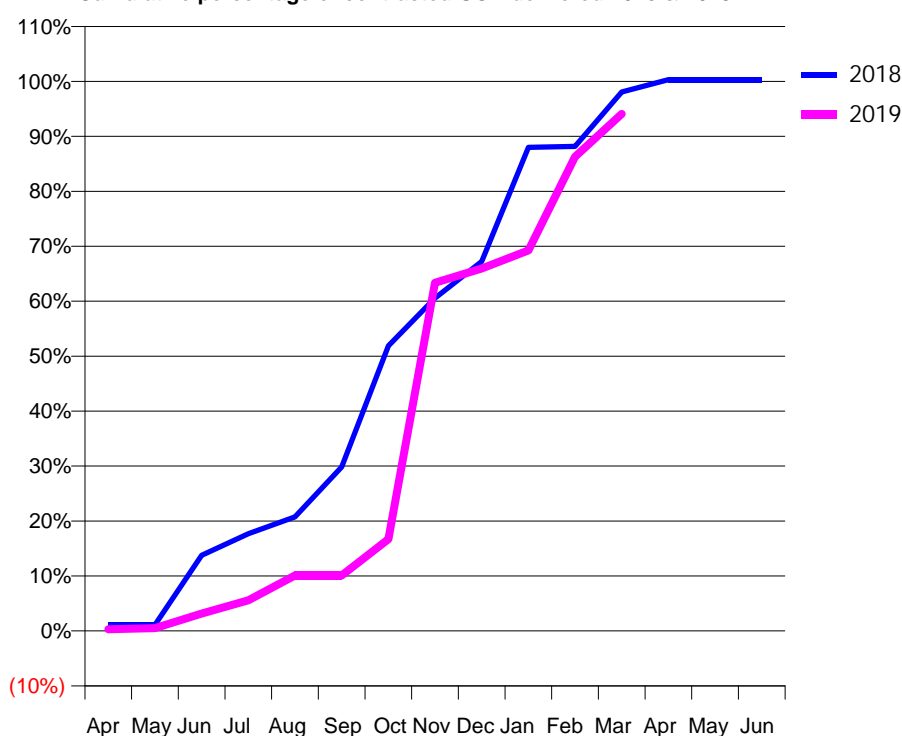
### Q47 - Vital Signs Orthodontic At a Glance Contract Report for 186872/0001 - March 2019

Name or company name	ORTHOWORLD 2000 LTD	18/19 Contracted general activity (UDA)	0
Contract type name	PDS Contract	Carry forward general activity (UDA)	0
Purpose of contract	Orthodontic	18/19 Contracted orthodontic activity (UOA)	15,203
Contract start date	01/04/2006	Carry forward orthodontic activity (UOA)	-46
Contract end date	31/03/2019	Baseline contract value	£1,041,852.67

ACCESS	Contract	England and Wales
24 month ratio of assessments to patient IDs	1.03	1.08

ACTIVITY	Contract
Contract assess and fit appliances (case starts) as a percentage of Area Team case starts	11.6 %

Cumulative percentage of contracted UOA delivered 2018 & 2019



Month	Adjusted Scheduled Activity (UOA)		
	2017	2018	2019
April	244	167	46
May	673	167	80
June	996	2,093	480
July	2,865	2,693	850
August	3,715	3,155	1,538
September	4,162	4,536	1,538
October	6,412	7,888	2,540
November	9,046	9,206	9,631
December	9,762	10,223	10,025
January	10,895	13,376	10,529
February	10,895	13,406	13,119
March	14,417	14,909	14,301
April	15,288	15,249	
May	15,288	15,249	
June	15,309	15,249	

#### QUANTITY METRICS (rolling 12 month period)

	Contract Quantity	Contract Base Number	Contract *	Area Team	Region	England
% of all assessments that were assess and fit appliances (case starts)	694	924	75.1%	73.5%	63.0%	59.2%
% of all assessments that were assess and refuse	72	924	7.8%	6.1%	11.1%	12.0%
% of all assessments that were assess and review	158	924	17.1%	20.4%	25.8%	28.8%
% of case starts with a reported IOTN of 3 and Aesthetic Component of 5 or below	0	694	N/A	0.1%	0.1%	0.1%
% of case starts with a reported IOTN of 3 and Aesthetic Component of 6 or above	24	694	3.5%	3.7%	3.7%	3.9%
% of case starts with a reported IOTN of 4	552	694	79.5%	80.7%	79.2%	77.6%
% of case starts with a reported IOTN of 5	110	694	15.9%	15.0%	16.4%	16.7%
% of concluded courses in receipt of dual-arch fixed appliances	300	377	79.6%	63.6%	75.4%	72.9%
% of concluded courses where treatment was abandoned or discontinued	55	377	14.6%	14.4%	8.8%	8.7%
% of patients satisfied with the treatment they have received	4	4	100.0%	97.8%	96.4%	95.7%

\* Figures in italics indicate that the base number is less than 100.

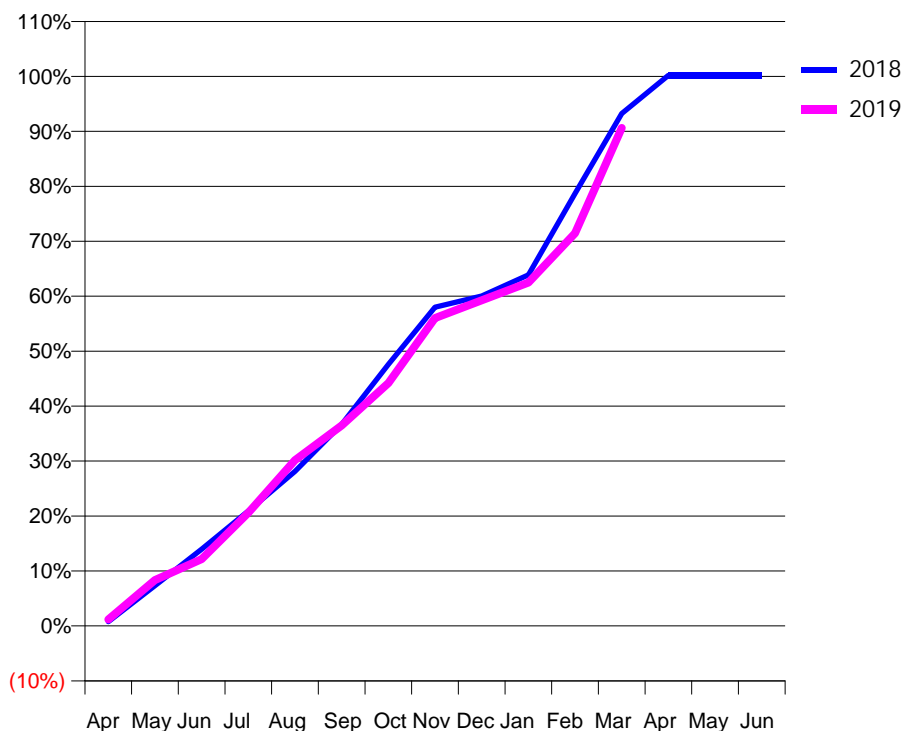
### Q47 - Vital Signs Orthodontic At a Glance Contract Report for 193496/0003 - March 2019

Name or company name	Dentalign & Ormskirk	18/19 Contracted general activity (UDA)	0
Contract type name	PDS Contract	Carry forward general activity (UDA)	0
Purpose of contract	Orthodontic	18/19 Contracted orthodontic activity (UOA)	22,964
Contract start date	01/04/2008	Carry forward orthodontic activity (UOA)	-42
Contract end date	31/03/2019	Baseline contract value	£1,566,997.81

ACCESS	Contract	England and Wales
24 month ratio of assessments to patient IDs	1.04	1.08

ACTIVITY	Contract
Contract assess and fit appliances (case starts) as a percentage of Area Team case starts	18.1 %

Cumulative percentage of contracted UOA delivered 2018 & 2019



Month	Adjusted Scheduled Activity (UOA)		
	2017	2018	2019
April	67	176	273
May	1,204	1,684	1,915
June	2,383	3,209	2,797
July	4,114	4,809	4,733
August	4,787	6,455	6,925
September	7,398	8,422	8,378
October	8,727	10,931	10,150
November	10,037	13,320	12,867
December	11,532	13,782	13,607
January	13,110	14,668	14,346
February	15,243	18,063	16,410
March	20,697	21,410	20,804
April	21,733	23,006	
May	21,733	23,006	
June	21,754	23,006	

#### QUANTITY METRICS (rolling 12 month period)

	Contract Quantity	Contract Base Number	Contract *	Area Team	Region	England
% of all assessments that were assess and fit appliances (case starts)	1,079	1,079	100.0%	73.5%	63.0%	59.2%
% of all assessments that were assess and refuse	0	1,079	0.0%	6.1%	11.1%	12.0%
% of all assessments that were assess and review	0	1,079	0.0%	20.4%	25.8%	28.8%
% of case starts with a reported IOTN of 3 and Aesthetic Component of 5 or below	1	1,079	0.1%	0.1%	0.1%	0.1%
% of case starts with a reported IOTN of 3 and Aesthetic Component of 6 or above	20	1,079	1.9%	3.7%	3.7%	3.9%
% of case starts with a reported IOTN of 4	845	1,079	78.3%	80.7%	79.2%	77.6%
% of case starts with a reported IOTN of 5	209	1,079	19.4%	15.0%	16.4%	16.7%
% of concluded courses in receipt of dual-arch fixed appliances	983	1,182	83.2%	63.6%	75.4%	72.9%
% of concluded courses where treatment was abandoned or discontinued	113	1,182	9.6%	14.4%	8.8%	8.7%
% of patients satisfied with the treatment they have received	16	16	100.0%	97.8%	96.4%	95.7%

\* Figures in italics indicate that the base number is less than 100.

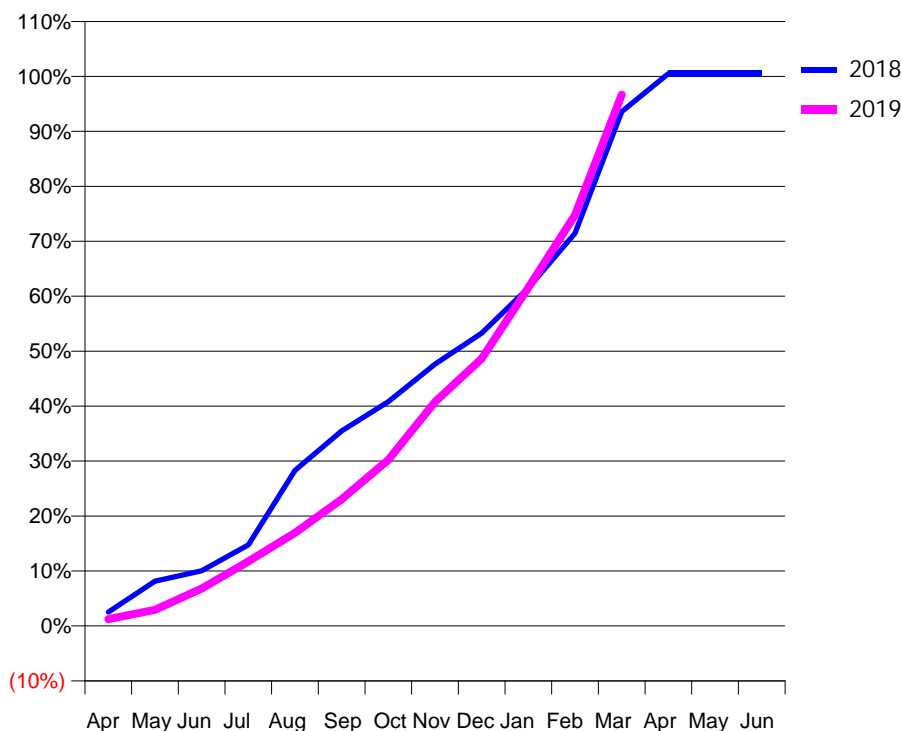
### Q47 - Vital Signs Orthodontic At a Glance Contract Report for 193496/0004 - March 2019

Name or company name	Dentalign ĩ Ormskirk	18/19 Contracted general activity (UDA)	0
Contract type name	PDS Contract	Carry forward general activity (UDA)	0
Purpose of contract	Orthodontic	18/19 Contracted orthodontic activity (UOA)	17,843
Contract start date	01/05/2008	Carry forward orthodontic activity (UOA)	-93
Contract end date	31/03/2019	Baseline contract value	£1,218,723.49

ACCESS	Contract	England and Wales
24 month ratio of assessments to patient IDs	1.00	1.08

ACTIVITY	Contract
Contract assess and fit appliances (case starts) as a percentage of Area Team case starts	14.7 %

Cumulative percentage of contracted UOA delivered 2018 & 2019



Month	Adjusted Scheduled Activity (UOA)		
	2017	2018	2019
April	103	446	223
May	1,705	1,454	521
June	2,777	1,790	1,214
July	4,018	2,636	2,096
August	5,111	5,051	3,020
September	7,173	6,334	4,112
October	8,917	7,279	5,397
November	10,282	8,497	7,270
December	11,542	9,505	8,679
January	12,806	10,979	10,989
February	14,024	12,749	13,343
March	15,578	16,697	17,249
April	16,524	17,936	
May	16,524	17,936	
June	16,524	17,936	

### QUANTITY METRICS (rolling 12 month period)

	Contract Quantity	Contract Base Number	Contract *	Area Team	Region	England
% of all assessments that were assess and fit appliances (case starts)	878	878	100.0%	73.5%	63.0%	59.2%
% of all assessments that were assess and refuse	0	878	0.0%	6.1%	11.1%	12.0%
% of all assessments that were assess and review	0	878	0.0%	20.4%	25.8%	28.8%
% of case starts with a reported IOTN of 3 and Aesthetic Component of 5 or below	0	878	N/A	0.1%	0.1%	0.1%
% of case starts with a reported IOTN of 3 and Aesthetic Component of 6 or above	19	878	2.2%	3.7%	3.7%	3.9%
% of case starts with a reported IOTN of 4	762	878	86.8%	80.7%	79.2%	77.6%
% of case starts with a reported IOTN of 5	91	878	10.4%	15.0%	16.4%	16.7 %
% of concluded courses in receipt of dual-arch fixed appliances	461	695	66.3%	63.6%	75.4%	72.9%
% of concluded courses where treatment was abandoned or discontinued	196	695	28.2%	14.4%	8.8%	8.7%
% of patients satisfied with the treatment they have received	6	6	100.0%	97.8%	96.4%	95.7%

\* Figures in italics indicate that the base number is less than 100.

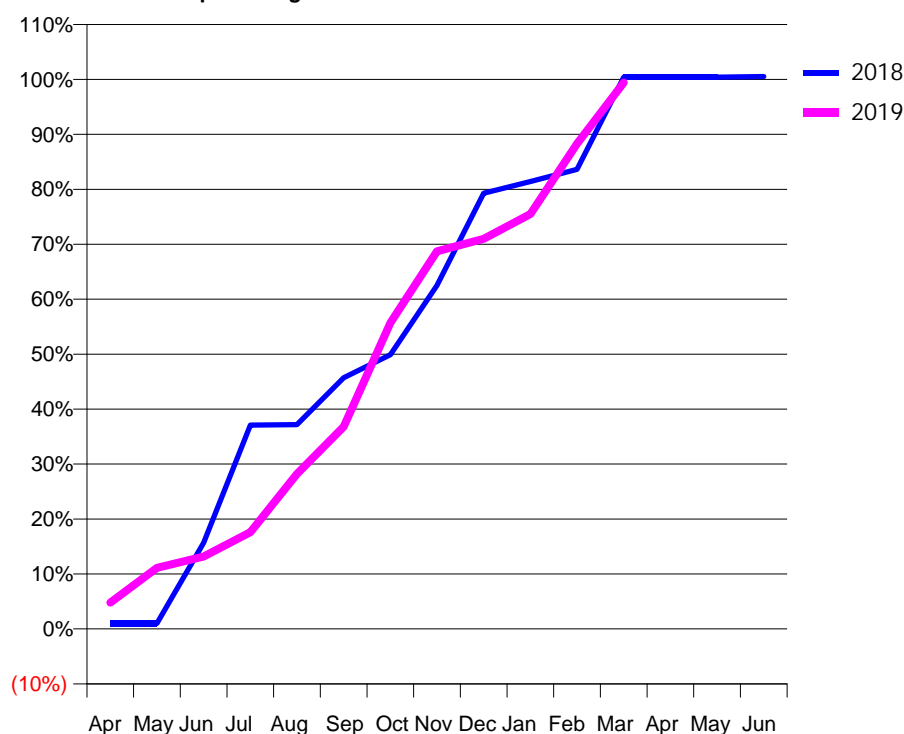
### Q47 - Vital Signs Orthodontic At a Glance Contract Report for 198447/0001 - March 2019

Name or company name	Dentistry 4 All	18/19 Contracted general activity (UDA)	34,000
Contract type name	Pilot Contract	Carry forward general activity (UDA)	0
Purpose of contract	General and Orthodontic	18/19 Contracted orthodontic activity (UOA)	1,000
Contract start date	01/04/2009	Carry forward orthodontic activity (UOA)	-5
Contract end date		Baseline contract value	£1,178,802.20

ACCESS	Contract	England and Wales
24 month ratio of assessments to patient IDs	1.02	1.08

ACTIVITY	Contract
Contract assess and fit appliances (case starts) as a percentage of Area Team case starts	0.8 %

Cumulative percentage of contracted UOA delivered 2018 & 2019



Month	Adjusted Scheduled Activity (UOA)		
	2017	2018	2019
April	200	10	48
May	371	10	111
June	371	157	132
July	731	371	176
August	754	372	282
September	754	457	368
October	840	499	557
November	861	625	687
December	987	793	710
January	1,008	814	755
February	1,009	836	883
March	1,010	1,004	994
April	1,010	1,004	
May	1,010	1,004	
June	1,010	1,005	

#### QUANTITY METRICS (rolling 12 month period)

	Contract Quantity	Contract Base Number	Contract *	Area Team	Region	England
% of all assessments that were assess and fit appliances (case starts)	50	68	73.5%	73.5%	63.0%	59.2%
% of all assessments that were assess and refuse	4	68	5.9%	6.1%	11.1%	12.0%
% of all assessments that were assess and review	14	68	20.6%	20.4%	25.8%	28.8%
% of case starts with a reported IOTN of 3 and Aesthetic Component of 5 or below	0	50	<i>N/A</i>	0.1%	0.1%	0.1%
% of case starts with a reported IOTN of 3 and Aesthetic Component of 6 or above	3	50	6.0%	3.7%	3.7%	3.9%
% of case starts with a reported IOTN of 4	45	50	90.0%	80.7%	79.2%	77.6%
% of case starts with a reported IOTN of 5	2	50	4.0%	15.0%	16.4%	16.7 %
% of concluded courses in receipt of dual-arch fixed appliances	18	34	52.9%	63.6%	75.4%	72.9%
% of concluded courses where treatment was abandoned or discontinued	4	34	11.8%	14.4%	8.8%	8.7%
% of patients satisfied with the treatment they have received	0	0	<i>N/A</i>	97.8%	96.4%	95.7%

\* Figures in italics indicate that the base number is less than 100.

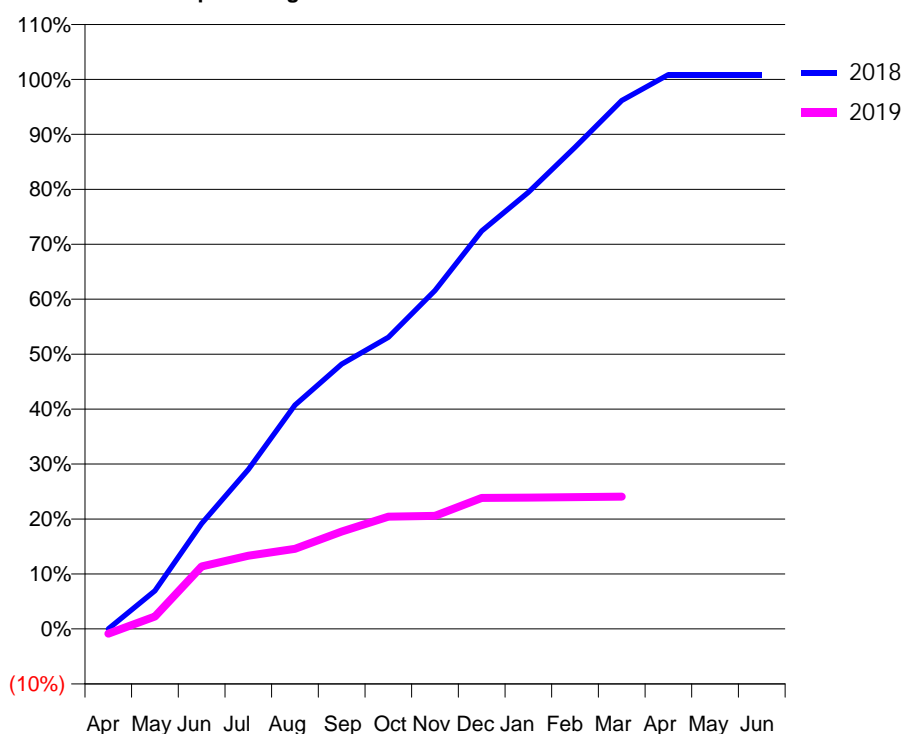
### Q47 - Vital Signs Orthodontic At a Glance Contract Report for 214973/0001 - March 2019

Name or company name	MISS SM MATTHEW	18/19 Contracted general activity (UDA)	0
Contract type name	PDS Contract	Carry forward general activity (UDA)	0
Purpose of contract	Orthodontic	18/19 Contracted orthodontic activity (UOA)	2,820
Contract start date	01/04/2006	Carry forward orthodontic activity (UOA)	25
Contract end date	31/03/2019	Baseline contract value	£188,051.82

ACCESS	Contract	England and Wales
24 month ratio of assessments to patient IDs	1.13	1.08

ACTIVITY	Contract
Contract assess and fit appliances (case starts) as a percentage of Area Team case starts	0.6 %

Cumulative percentage of contracted UOA delivered 2018 & 2019



Month	Adjusted Scheduled Activity (UOA)		
	2017	2018	2019
April	-52	0	-25
May	243	196	64
June	374	541	321
July	547	819	376
August	865	1,149	411
September	1,047	1,359	500
October	1,557	1,497	577
November	1,741	1,737	581
December	2,065	2,042	673
January	2,371	2,241	674
February	2,659	2,472	677
March	2,812	2,712	678
April	2,820	2,845	
May	2,821	2,845	
June	2,821	2,845	

#### QUANTITY METRICS (rolling 12 month period)

	Contract Quantity	Contract Base Number	Contract *	Area Team	Region	England
% of all assessments that were assess and fit appliances (case starts)	38	110	34.5%	73.5%	63.0%	59.2%
% of all assessments that were assess and refuse	35	110	31.8%	6.1%	11.1%	12.0%
% of all assessments that were assess and review	37	110	33.6%	20.4%	25.8%	28.8%
% of case starts with a reported IOTN of 3 and Aesthetic Component of 5 or below	0	38	<i>N/A</i>	0.1%	0.1%	0.1%
% of case starts with a reported IOTN of 3 and Aesthetic Component of 6 or above	4	38	10.5%	3.7%	3.7%	3.9%
% of case starts with a reported IOTN of 4	19	38	50.0%	80.7%	79.2%	77.6%
% of case starts with a reported IOTN of 5	15	38	39.5%	15.0%	16.4%	16.7 %
% of concluded courses in receipt of dual-arch fixed appliances	117	255	45.9%	63.6%	75.4%	72.9%
% of concluded courses where treatment was abandoned or discontinued	87	255	34.1%	14.4%	8.8%	8.7%
% of patients satisfied with the treatment they have received	0	0	<i>N/A</i>	97.8%	96.4%	95.7%

\* Figures in italics indicate that the base number is less than 100.



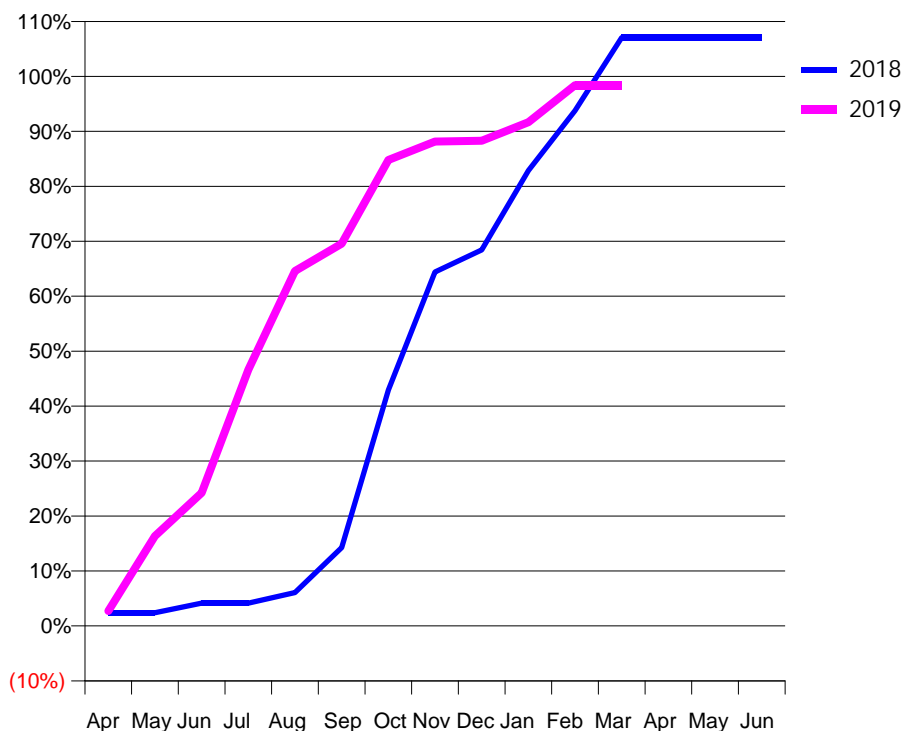
### Q47 - Vital Signs Orthodontic At a Glance Contract Report for 243396/0001 - March 2019

Name or company name	MR SR PATEL	18/19 Contracted general activity (UDA)	0
Contract type name	PDS Contract	Carry forward general activity (UDA)	0
Purpose of contract	Orthodontic	18/19 Contracted orthodontic activity (UOA)	624
Contract start date	01/04/2006	Carry forward orthodontic activity (UOA)	-12
Contract end date	31/03/2019	Baseline contract value	£43,419.69

ACCESS	Contract	England and Wales
24 month ratio of assessments to patient IDs	1.05	1.08

ACTIVITY	Contract
Contract assess and fit appliances (case starts) as a percentage of Area Team case starts	0.4 %

Cumulative percentage of contracted UOA delivered 2018 & 2019



Month	Adjusted Scheduled Activity (UOA)		
	2017	2018	2019
April	-18	15	17
May	-18	15	102
June	-17	26	151
July	56	26	291
August	56	38	403
September	64	89	434
October	118	268	529
November	191	402	550
December	360	427	551
January	411	517	572
February	479	585	614
March	609	668	614
April	609	668	
May	609	668	
June	609	668	

#### QUANTITY METRICS (rolling 12 month period)

	Contract Quantity	Contract Base Number	Contract *	Area Team	Region	England
% of all assessments that were assess and fit appliances (case starts)	26	99	26.3%	73.5%	63.0%	59.2%
% of all assessments that were assess and refuse	1	99	1.0%	6.1%	11.1%	12.0%
% of all assessments that were assess and review	72	99	72.7%	20.4%	25.8%	28.8%
% of case starts with a reported IOTN of 3 and Aesthetic Component of 5 or below	0	26	N/A	0.1%	0.1%	0.1%
% of case starts with a reported IOTN of 3 and Aesthetic Component of 6 or above	0	26	N/A	3.7%	3.7%	3.9%
% of case starts with a reported IOTN of 4	19	26	73.1%	80.7%	79.2%	77.6%
% of case starts with a reported IOTN of 5	7	26	26.9%	15.0%	16.4%	16.7%
% of concluded courses in receipt of dual-arch fixed appliances	28	35	80.0%	63.6%	75.4%	72.9%
% of concluded courses where treatment was abandoned or discontinued	7	35	20.0%	14.4%	8.8%	8.7%
% of patients satisfied with the treatment they have received	1	1	100.0%	97.8%	96.4%	95.7%

\* Figures in italics indicate that the base number is less than 100.

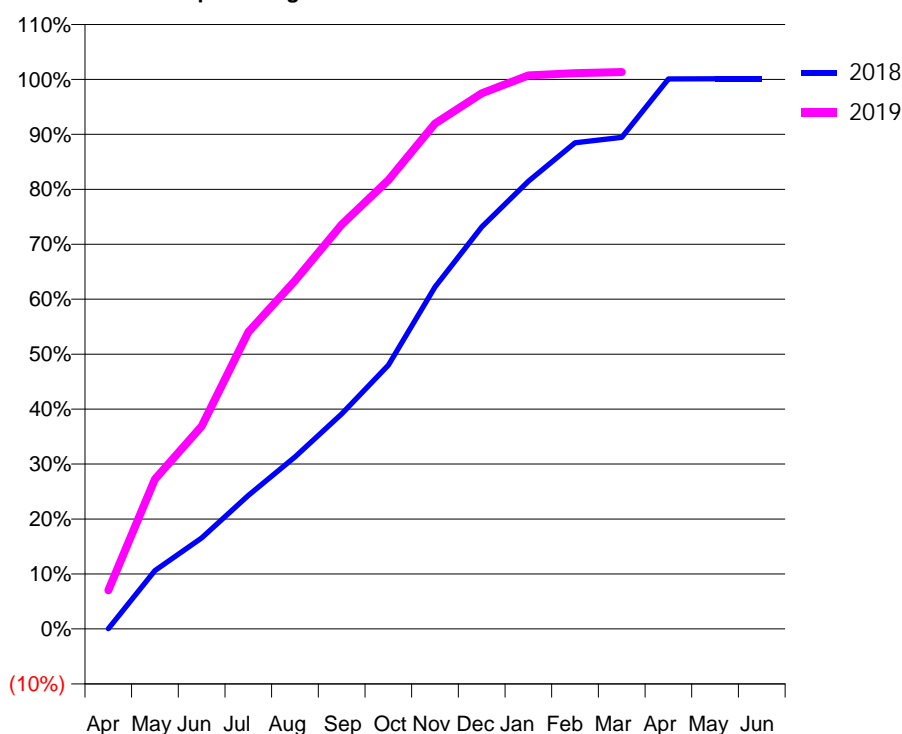
### Q47 - Vital Signs Orthodontic At a Glance Contract Report for 575585/0001 - March 2019

Name or company name	MRS CA TAYLOR	18/19 Contracted general activity (UDA)	0
Contract type name	PDS Contract	Carry forward general activity (UDA)	0
Purpose of contract	Orthodontic	18/19 Contracted orthodontic activity (UOA)	4,350
Contract start date	21/03/2015	Carry forward orthodontic activity (UOA)	0
Contract end date	31/03/2019	Baseline contract value	£290,857.25

ACCESS	Contract	England and Wales
24 month ratio of assessments to patient IDs	1.13	1.08

ACTIVITY	Contract
Contract assess and fit appliances (case starts) as a percentage of Area Team case starts	3.8 %

Cumulative percentage of contracted UOA delivered 2018 & 2019



Month	Adjusted Scheduled Activity (UOA)		
	2017	2018	2019
April	262	2	306
May	1,104	505	1,185
June	1,555	788	1,604
July	2,097	1,156	2,350
August	2,578	1,488	2,755
September	2,911	1,861	3,200
October	3,324	2,283	3,552
November	3,840	2,958	4,000
December	4,325	3,477	4,239
January	4,572	3,874	4,381
February	4,635	4,206	4,399
March	5,058	4,254	4,408
April	5,364	4,758	
May	5,366	4,760	
June	5,366	4,760	

### QUANTITY METRICS (rolling 12 month period)

	Contract Quantity	Contract Base Number	Contract *	Area Team	Region	England
% of all assessments that were assess and fit appliances (case starts)	227	481	47.2%	73.5%	63.0%	59.2%
% of all assessments that were assess and refuse	21	481	4.4%	6.1%	11.1%	12.0%
% of all assessments that were assess and review	233	481	48.4%	20.4%	25.8%	28.8%
% of case starts with a reported IOTN of 3 and Aesthetic Component of 5 or below	0	227	N/A	0.1%	0.1%	0.1%
% of case starts with a reported IOTN of 3 and Aesthetic Component of 6 or above	27	227	11.9%	3.7%	3.7%	3.9%
% of case starts with a reported IOTN of 4	166	227	73.1%	80.7%	79.2%	77.6%
% of case starts with a reported IOTN of 5	33	227	14.5%	15.0%	16.4%	16.7 %
% of concluded courses in receipt of dual-arch fixed appliances	167	200	83.5%	63.6%	75.4%	72.9%
% of concluded courses where treatment was abandoned or discontinued	12	200	6.0%	14.4%	8.8%	8.7%
% of patients satisfied with the treatment they have received	6	7	85.7%	97.8%	96.4%	95.7%

\* Figures in italics indicate that the base number is less than 100.

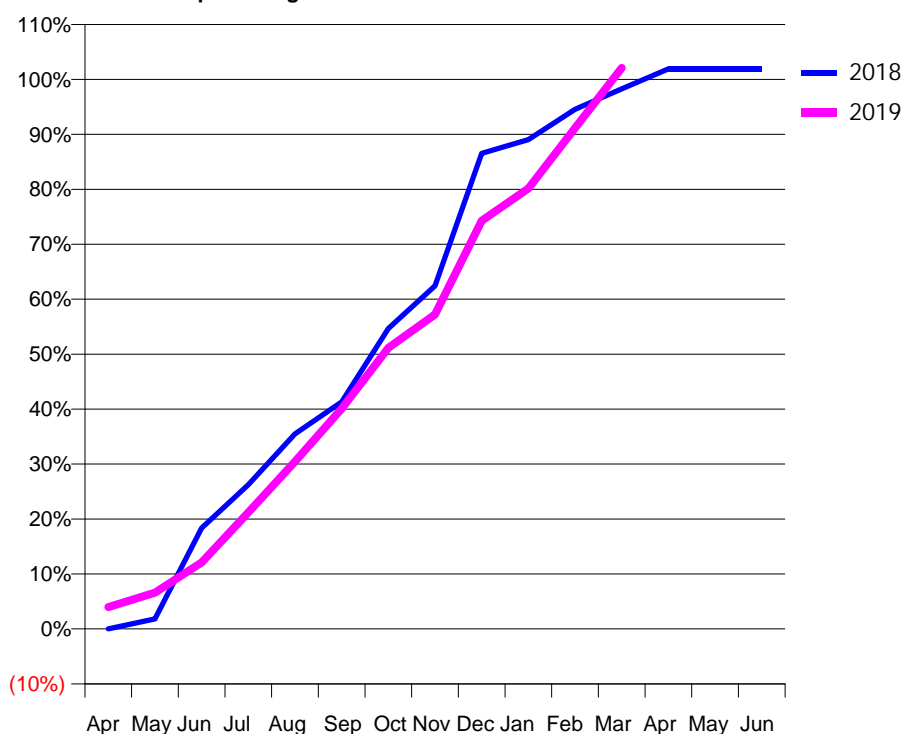
### Q47 - Vital Signs Orthodontic At a Glance Contract Report for 629154/0003 - March 2019

Name or company name	Denpoint Dental Care	18/19 Contracted general activity (UDA)	3,050
Contract type name	GDS Contract	Carry forward general activity (UDA)	0
Purpose of contract	General and Orthodontic	18/19 Contracted orthodontic activity (UOA)	1,150
Contract start date	01/06/2008	Carry forward orthodontic activity (UOA)	-22
Contract end date		Baseline contract value	£158,823.46

ACCESS	Contract	England and Wales
24 month ratio of assessments to patient IDs	1.02	1.08

ACTIVITY	Contract
Contract assess and fit appliances (case starts) as a percentage of Area Team case starts	1.0 %

Cumulative percentage of contracted UOA delivered 2018 & 2019



Month	Adjusted Scheduled Activity (UOA)		
	2017	2018	2019
April	22	0	46
May	129	21	76
June	150	211	139
July	200	302	244
August	289	408	350
September	505	475	461
October	716	629	588
November	760	718	658
December	852	995	854
January	937	1,024	922
February	979	1,087	1,048
March	979	1,130	1,174
April	1,085	1,172	
May	1,085	1,172	
June	1,085	1,172	

#### QUANTITY METRICS (rolling 12 month period)

	Contract Quantity	Contract Base Number	Contract *	Area Team	Region	England
% of all assessments that were assess and fit appliances (case starts)	59	88	67.0%	73.5%	63.0%	59.2%
% of all assessments that were assess and refuse	10	88	11.4%	6.1%	11.1%	12.0%
% of all assessments that were assess and review	19	88	21.6%	20.4%	25.8%	28.8%
% of case starts with a reported IOTN of 3 and Aesthetic Component of 5 or below	0	59	N/A	0.1%	0.1%	0.1%
% of case starts with a reported IOTN of 3 and Aesthetic Component of 6 or above	0	59	N/A	3.7%	3.7%	3.9%
% of case starts with a reported IOTN of 4	55	59	93.2%	80.7%	79.2%	77.6%
% of case starts with a reported IOTN of 5	2	59	3.4%	15.0%	16.4%	16.7 %
% of concluded courses in receipt of dual-arch fixed appliances	0	53	N/A	63.6%	75.4%	72.9%
% of concluded courses where treatment was abandoned or discontinued	6	53	11.3%	14.4%	8.8%	8.7%
% of patients satisfied with the treatment they have received	1	1	100.0%	97.8%	96.4%	95.7%

\* Figures in italics indicate that the base number is less than 100.

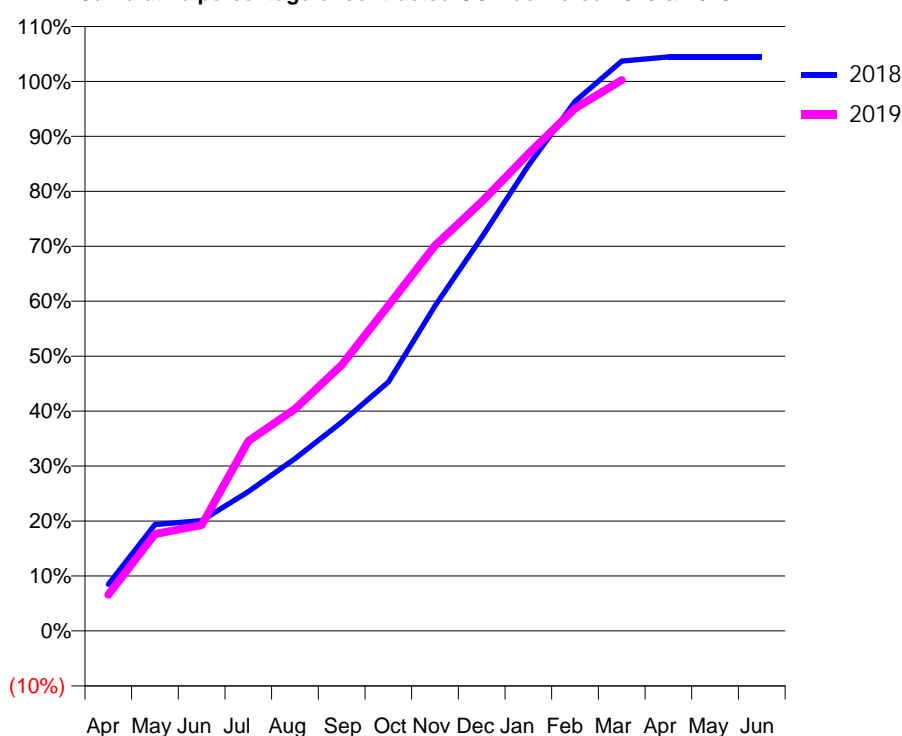
### Q47 - Vital Signs Orthodontic At a Glance Contract Report for 649295/0001 - March 2019

Name or company name	St George's Dental Partnership	18/19 Contracted general activity (UDA)	55,732
Contract type name	Pilot Contract	Carry forward general activity (UDA)	0
Purpose of contract	General and Orthodontic	18/19 Contracted orthodontic activity (UOA)	2,904
Contract start date	01/04/2006	Carry forward orthodontic activity (UOA)	0
Contract end date		Baseline contract value	£1,558,975.90

ACCESS	Contract	England and Wales
24 month ratio of assessments to patient IDs	1.04	1.08

ACTIVITY	Contract
Contract assess and fit appliances (case starts) as a percentage of Area Team case starts	2.3 %

Cumulative percentage of contracted UOA delivered 2018 & 2019



Month	Adjusted Scheduled Activity (UOA)		
	2017	2018	2019
April	-21	247	192
May	56	562	512
June	504	583	560
July	569	736	1,003
August	593	910	1,172
September	857	1,103	1,405
October	1,459	1,315	1,720
November	1,589	1,717	2,036
December	2,016	2,080	2,268
January	2,150	2,460	2,521
February	2,389	2,798	2,761
March	2,962	3,011	2,911
April	3,007	3,033	
May	3,008	3,033	
June	3,008	3,033	

### QUANTITY METRICS (rolling 12 month period)

	Contract Quantity	Contract Base Number	Contract *	Area Team	Region	England
% of all assessments that were assess and fit appliances (case starts)	139	182	76.4%	73.5%	63.0%	59.2%
% of all assessments that were assess and refuse	30	182	16.5%	6.1%	11.1%	12.0%
% of all assessments that were assess and review	13	182	7.1%	20.4%	25.8%	28.8%
% of case starts with a reported IOTN of 3 and Aesthetic Component of 5 or below	0	139	N/A	0.1%	0.1%	0.1%
% of case starts with a reported IOTN of 3 and Aesthetic Component of 6 or above	9	139	6.5%	3.7%	3.7%	3.9%
% of case starts with a reported IOTN of 4	121	139	87.1%	80.7%	79.2%	77.6%
% of case starts with a reported IOTN of 5	8	139	5.8%	15.0%	16.4%	16.7%
% of concluded courses in receipt of dual-arch fixed appliances	8	51	15.7%	63.6%	75.4%	72.9%
% of concluded courses where treatment was abandoned or discontinued	4	51	7.8%	14.4%	8.8%	8.7%
% of patients satisfied with the treatment they have received	1	1	100.0%	97.8%	96.4%	95.7%

\* Figures in italics indicate that the base number is less than 100.

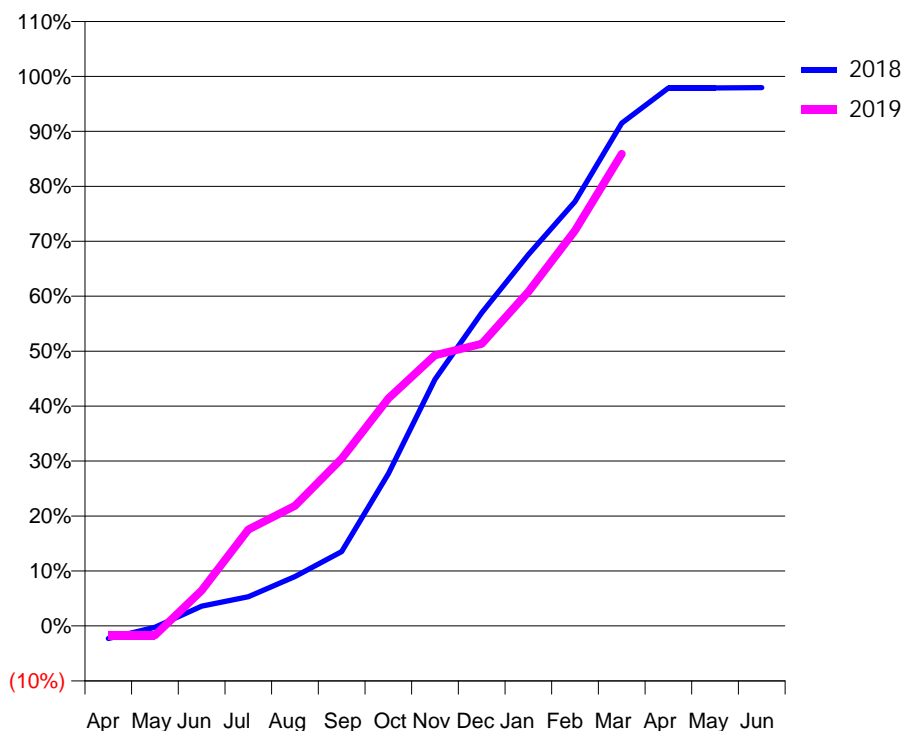
### Q47 - Vital Signs Orthodontic At a Glance Contract Report for 676209/0001 - March 2019

Name or company name	MR SL MORGAN	18/19 Contracted general activity (UDA)	38,336
Contract type name	GDS Contract	Carry forward general activity (UDA)	0
Purpose of contract	General and Orthodontic	18/19 Contracted orthodontic activity (UOA)	6,289
Contract start date	01/04/2006	Carry forward orthodontic activity (UOA)	129
Contract end date		Baseline contract value	£1,422,680.83

ACCESS	Contract	England and Wales
24 month ratio of assessments to patient IDs	1.11	1.08

ACTIVITY	Contract
Contract assess and fit appliances (case starts) as a percentage of Area Team case starts	4.6 %

Cumulative percentage of contracted UOA delivered 2018 & 2019



Month	Adjusted Scheduled Activity (UOA)		
	2017	2018	2019
April	509	-144	-108
May	551	-17	-107
June	834	227	407
July	1,276	335	1,104
August	1,562	566	1,374
September	1,709	851	1,915
October	2,195	1,744	2,604
November	2,909	2,821	3,098
December	3,707	3,582	3,229
January	3,775	4,250	3,826
February	4,450	4,855	4,524
March	5,580	5,754	5,402
April	6,119	6,158	
May	6,119	6,158	
June	6,145	6,160	

#### QUANTITY METRICS (rolling 12 month period)

	Contract Quantity	Contract Base Number	Contract *	Area Team	Region	England
% of all assessments that were assess and fit appliances (case starts)	274	595	46.1%	73.5%	63.0%	59.2%
% of all assessments that were assess and refuse	81	595	13.6%	6.1%	11.1%	12.0%
% of all assessments that were assess and review	240	595	40.3%	20.4%	25.8%	28.8%
% of case starts with a reported IOTN of 3 and Aesthetic Component of 5 or below	1	274	0.4%	0.1%	0.1%	0.1%
% of case starts with a reported IOTN of 3 and Aesthetic Component of 6 or above	13	274	4.7%	3.7%	3.7%	3.9%
% of case starts with a reported IOTN of 4	210	274	76.6%	80.7%	79.2%	77.6%
% of case starts with a reported IOTN of 5	49	274	17.9%	15.0%	16.4%	16.7 %
% of concluded courses in receipt of dual-arch fixed appliances	155	180	86.1%	63.6%	75.4%	72.9%
% of concluded courses where treatment was abandoned or discontinued	12	180	6.7%	14.4%	8.8%	8.7%
% of patients satisfied with the treatment they have received	2	2	100.0%	97.8%	96.4%	95.7%

\* Figures in italics indicate that the base number is less than 100.

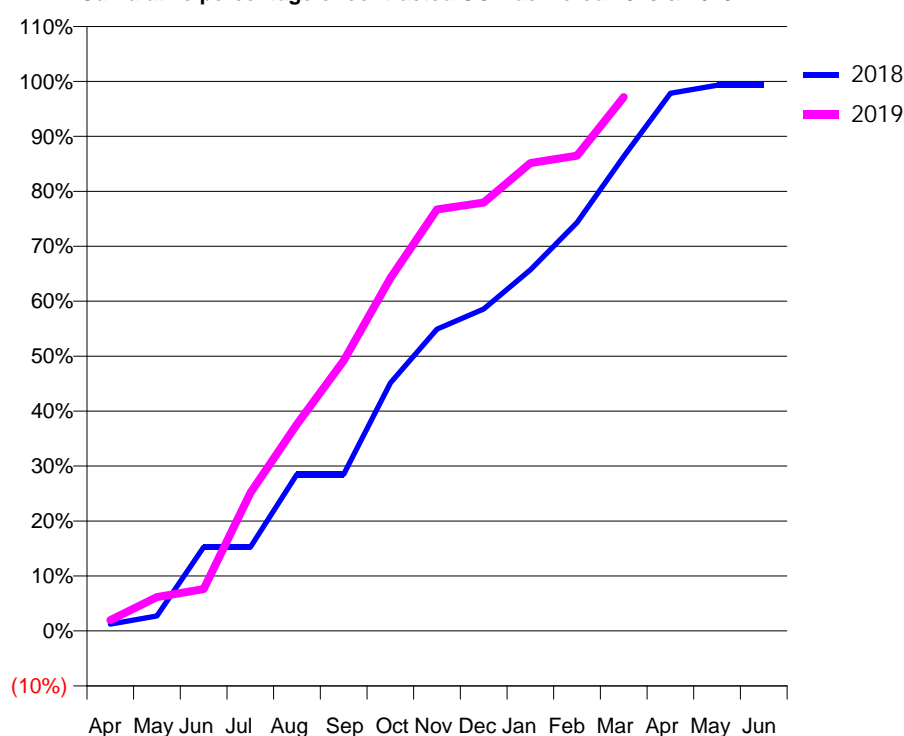
### Q47 - Vital Signs Orthodontic At a Glance Contract Report for 723207/0002 - March 2019

Name or company name	MR SH CARTER	18/19 Contracted general activity (UDA)	0
Contract type name	PDS Contract	Carry forward general activity (UDA)	0
Purpose of contract	Orthodontic	18/19 Contracted orthodontic activity (UOA)	8,590
Contract start date	10/04/2012	Carry forward orthodontic activity (UOA)	61
Contract end date	31/03/2019	Baseline contract value	£588,863.88

ACCESS	Contract	England and Wales
24 month ratio of assessments to patient IDs	1.01	1.08

ACTIVITY	Contract
Contract assess and fit appliances (case starts) as a percentage of Area Team case starts	7.5 %

Cumulative percentage of contracted UOA delivered 2018 & 2019



Month	Adjusted Scheduled Activity (UOA)		
	2017	2018	2019
April	178	107	170
May	703	235	528
June	1,018	1,310	655
July	1,271	1,310	2,158
August	1,838	2,448	3,231
September	2,595	2,448	4,224
October	3,099	3,876	5,514
November	4,050	4,716	6,589
December	5,292	5,031	6,694
January	5,691	5,645	7,313
February	6,910	6,382	7,427
March	8,002	7,416	8,343
April	8,298	8,403	
May	8,361	8,529	
June	8,592	8,529	

### QUANTITY METRICS (rolling 12 month period)

	Contract Quantity	Contract Base Number	Contract *	Area Team	Region	England
% of all assessments that were assess and fit appliances (case starts)	448	641	69.9%	73.5%	63.0%	59.2%
% of all assessments that were assess and refuse	47	641	7.3%	6.1%	11.1%	12.0%
% of all assessments that were assess and review	146	641	22.8%	20.4%	25.8%	28.8%
% of case starts with a reported IOTN of 3 and Aesthetic Component of 5 or below	1	448	0.2%	0.1%	0.1%	0.1%
% of case starts with a reported IOTN of 3 and Aesthetic Component of 6 or above	15	448	3.3%	3.7%	3.7%	3.9%
% of case starts with a reported IOTN of 4	325	448	72.5%	80.7%	79.2%	77.6%
% of case starts with a reported IOTN of 5	104	448	23.2%	15.0%	16.4%	16.7 %
% of concluded courses in receipt of dual-arch fixed appliances	201	408	49.3%	63.6%	75.4%	72.9%
% of concluded courses where treatment was abandoned or discontinued	64	408	15.7%	14.4%	8.8%	8.7%
% of patients satisfied with the treatment they have received	8	8	100.0%	97.8%	96.4%	95.7%

\* Figures in italics indicate that the base number is less than 100.

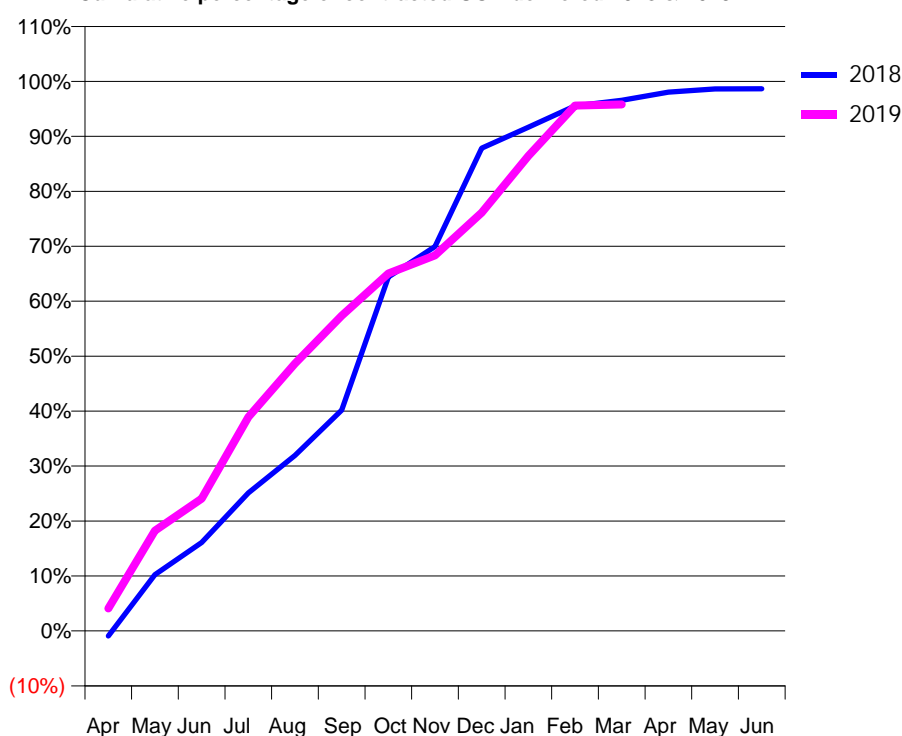
### Q47 - Vital Signs Orthodontic At a Glance Contract Report for 820539/0001 - March 2019

Name or company name	MISS DA FOX	18/19 Contracted general activity (UDA)	0
Contract type name	PDS Contract	Carry forward general activity (UDA)	0
Purpose of contract	Orthodontic	18/19 Contracted orthodontic activity (UOA)	3,960
Contract start date	01/04/2006	Carry forward orthodontic activity (UOA)	53
Contract end date	31/03/2019	Baseline contract value	£268,846.79

ACCESS	Contract	England and Wales
24 month ratio of assessments to patient IDs	1.02	1.08

ACTIVITY	Contract
Contract assess and fit appliances (case starts) as a percentage of Area Team case starts	3.1 %

Cumulative percentage of contracted UOA delivered 2018 & 2019



Month	Adjusted Scheduled Activity (UOA)		
	2017	2018	2019
April	96	-37	162
May	594	405	723
June	959	638	954
July	1,410	995	1,542
August	1,622	1,265	1,926
September	1,935	1,591	2,271
October	2,266	2,551	2,576
November	2,490	2,769	2,707
December	2,886	3,479	3,014
January	3,017	3,630	3,423
February	3,531	3,783	3,786
March	3,875	3,823	3,793
April	3,922	3,882	
May	3,922	3,906	
June	3,922	3,907	

### QUANTITY METRICS (rolling 12 month period)

	Contract Quantity	Contract Base Number	Contract *	Area Team	Region	England
% of all assessments that were assess and fit appliances (case starts)	182	329	55.3%	73.5%	63.0%	59.2%
% of all assessments that were assess and refuse	66	329	20.1%	6.1%	11.1%	12.0%
% of all assessments that were assess and review	81	329	24.6%	20.4%	25.8%	28.8%
% of case starts with a reported IOTN of 3 and Aesthetic Component of 5 or below	0	182	N/A	0.1%	0.1%	0.1%
% of case starts with a reported IOTN of 3 and Aesthetic Component of 6 or above	10	182	5.5%	3.7%	3.7%	3.9%
% of case starts with a reported IOTN of 4	136	182	74.7%	80.7%	79.2%	77.6%
% of case starts with a reported IOTN of 5	36	182	19.8%	15.0%	16.4%	16.7 %
% of concluded courses in receipt of dual-arch fixed appliances	147	192	76.6%	63.6%	75.4%	72.9%
% of concluded courses where treatment was abandoned or discontinued	19	192	9.9%	14.4%	8.8%	8.7%
% of patients satisfied with the treatment they have received	4	4	100.0%	97.8%	96.4%	95.7%

\* Figures in italics indicate that the base number is less than 100.

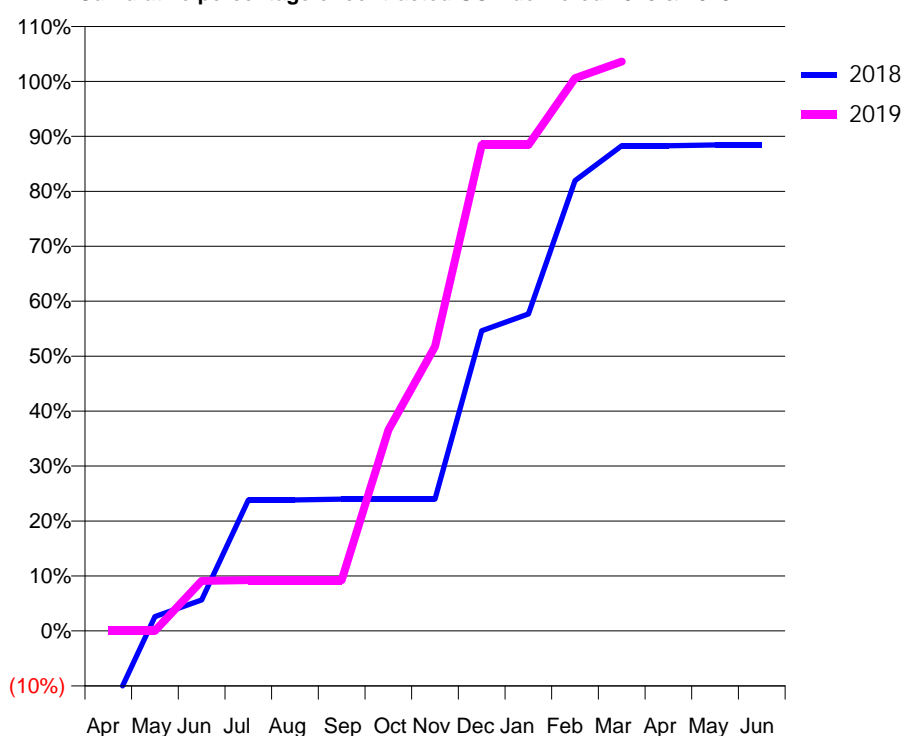
### Q47 - Vital Signs Orthodontic At a Glance Contract Report for 842540/0003 - March 2019

Name or company name	MISS JS PRASAD	18/19 Contracted general activity (UDA)	0
Contract type name	GDS Contract	Carry forward general activity (UDA)	0
Purpose of contract	Orthodontic	18/19 Contracted orthodontic activity (UOA)	692
Contract start date	01/04/2010	Carry forward orthodontic activity (UOA)	0
Contract end date		Baseline contract value	£46,171.36

ACCESS	Contract	England and Wales
24 month ratio of assessments to patient IDs	1.02	1.08

ACTIVITY	Contract
Contract assess and fit appliances (case starts) as a percentage of Area Team case starts	0.6 %

Cumulative percentage of contracted UOA delivered 2018 & 2019



Month	Adjusted Scheduled Activity (UOA)		
	2017	2018	2019
April	13	-108	0
May	13	18	0
June	13	39	63
July	34	165	64
August	34	165	64
September	34	166	64
October	98	166	253
November	98	166	358
December	98	378	612
January	394	399	612
February	499	567	696
March	499	611	717
April	583	611	
May	584	612	
June	584	612	

#### QUANTITY METRICS (rolling 12 month period)

	Contract Quantity	Contract Base Number	Contract *	Area Team	Region	England
% of all assessments that were assess and fit appliances (case starts)	34	42	81.0%	73.5%	63.0%	59.2%
% of all assessments that were assess and refuse	3	42	7.1%	6.1%	11.1%	12.0%
% of all assessments that were assess and review	5	42	11.9%	20.4%	25.8%	28.8%
% of case starts with a reported IOTN of 3 and Aesthetic Component of 5 or below	0	34	N/A	0.1%	0.1%	0.1%
% of case starts with a reported IOTN of 3 and Aesthetic Component of 6 or above	1	34	2.9%	3.7%	3.7%	3.9%
% of case starts with a reported IOTN of 4	28	34	82.4%	80.7%	79.2%	77.6%
% of case starts with a reported IOTN of 5	5	34	14.7%	15.0%	16.4%	16.7 %
% of concluded courses in receipt of dual-arch fixed appliances	8	19	42.1%	63.6%	75.4%	72.9%
% of concluded courses where treatment was abandoned or discontinued	1	19	5.3%	14.4%	8.8%	8.7%
% of patients satisfied with the treatment they have received	0	0	N/A	97.8%	96.4%	95.7%

\* Figures in italics indicate that the base number is less than 100.



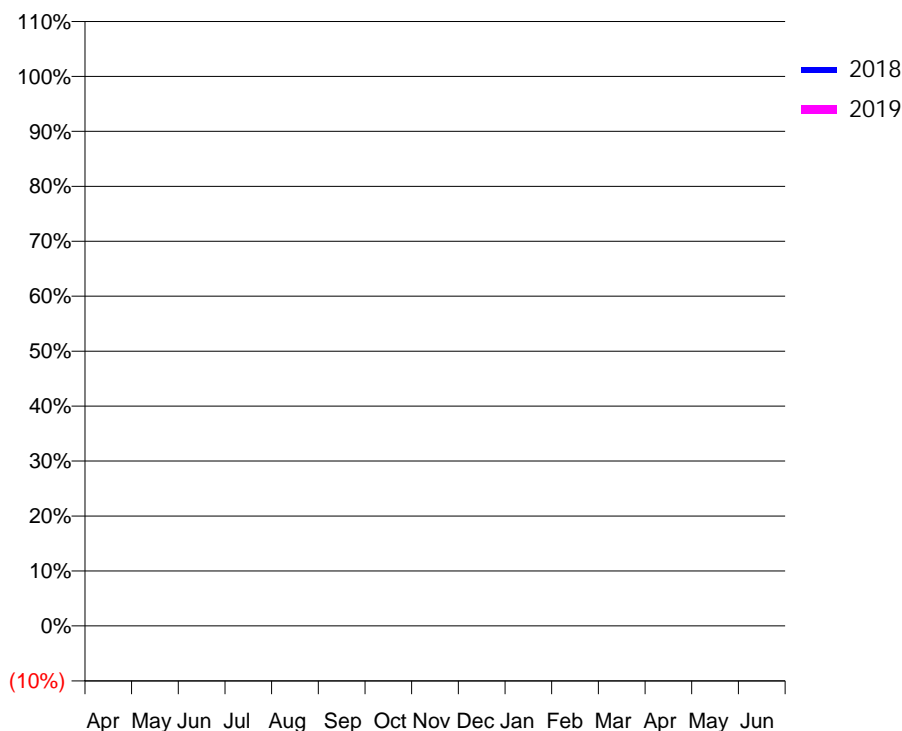
### Q48 - Vital Signs Orthodontic At a Glance Contract Report for 147753/0001 - March 2019

Name or company name	Abercromby Health Centre Partnership	18/19 Contracted general activity (UDA)	13,675
Contract type name	GDS Contract	Carry forward general activity (UDA)	0
Purpose of contract	General	18/19 Contracted orthodontic activity (UOA)	0
Contract start date	15/08/2014	Carry forward orthodontic activity (UOA)	0
Contract end date		Baseline contract value	£429,137.00

ACCESS	Contract	England and Wales
24 month ratio of assessments to patient IDs	1.00	1.08

ACTIVITY	Contract
Contract assess and fit appliances (case starts) as a percentage of Area Team case starts	0.0 %

Cumulative percentage of contracted UOA delivered 2018 & 2019



Month	Adjusted Scheduled Activity (UOA)		
	2017	2018	2019
April	0	0	0
May	0	0	23
June	0	0	23
July	0	0	23
August	0	0	23
September	0	0	23
October	0	0	23
November	0	0	23
December	0	0	23
January	0	0	23
February	0	0	23
March	0	0	23
April	0	0	
May	0	0	
June	0	0	

### QUANTITY METRICS (rolling 12 month period)

	Contract Quantity	Contract Base Number	Contract *	Area Team	Region	England
% of all assessments that were assess and fit appliances (case starts)	1	1	100.0%	73.2%	63.0%	59.2%
% of all assessments that were assess and refuse	0	1	0.0%	11.6%	11.1%	12.0%
% of all assessments that were assess and review	0	1	0.0%	15.2%	25.8%	28.8%
% of case starts with a reported IOTN of 3 and Aesthetic Component of 5 or below	0	1	N/A	0.1%	0.1%	0.1%
% of case starts with a reported IOTN of 3 and Aesthetic Component of 6 or above	0	1	N/A	4.5%	3.7%	3.9%
% of case starts with a reported IOTN of 4	0	1	N/A	76.6%	79.2%	77.6%
% of case starts with a reported IOTN of 5	0	1	N/A	18.0%	16.4%	16.7 %
% of concluded courses in receipt of dual-arch fixed appliances	0	1	N/A	80.3%	75.4%	72.9%
% of concluded courses where treatment was abandoned or discontinued	0	1	0.0%	10.6%	8.8%	8.7%
% of patients satisfied with the treatment they have received	0	0	N/A	96.8%	96.4%	95.7%

\* Figures in italics indicate that the base number is less than 100.

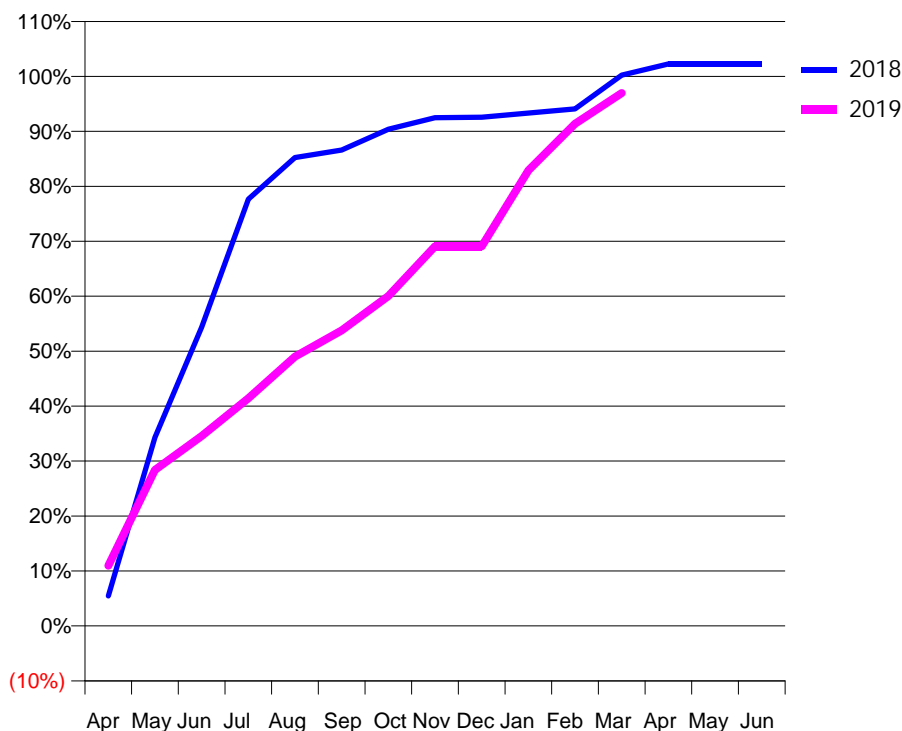
### Q48 - Vital Signs Orthodontic At a Glance Contract Report for 172014/0001 - March 2019

Name or company name	Mrs D Sundarraj	18/19 Contracted general activity (UDA)	0
Contract type name	PDS Contract	Carry forward general activity (UDA)	0
Purpose of contract	General and Orthodontic	18/19 Contracted orthodontic activity (UOA)	3,069
Contract start date	01/01/2011	Carry forward orthodontic activity (UOA)	0
Contract end date	30/06/2020	Baseline contract value	£211,322.99

ACCESS	Contract	England and Wales
24 month ratio of assessments to patient IDs	1.00	1.08

ACTIVITY	Contract
Contract assess and fit appliances (case starts) as a percentage of Area Team case starts	6.3 %

Cumulative percentage of contracted UOA delivered 2018 & 2019



Month	Adjusted Scheduled Activity (UOA)		
	2017	2018	2019
April	106	168	336
May	663	1,053	871
June	1,067	1,668	1,061
July	1,644	2,383	1,272
August	1,749	2,615	1,504
September	1,941	2,658	1,651
October	2,413	2,774	1,843
November	2,710	2,838	2,120
December	3,095	2,841	2,120
January	3,118	2,864	2,544
February	3,120	2,887	2,804
March	3,129	3,076	2,976
April	3,154	3,139	
May	3,154	3,139	
June	3,175	3,139	

#### QUANTITY METRICS (rolling 12 month period)

	Contract Quantity	Contract Base Number	Contract *	Area Team	Region	England
% of all assessments that were assess and fit appliances (case starts)	144	185	77.8%	73.2%	63.0%	59.2%
% of all assessments that were assess and refuse	32	185	17.3%	11.6%	11.1%	12.0%
% of all assessments that were assess and review	9	185	4.9%	15.2%	25.8%	28.8%
% of case starts with a reported IOTN of 3 and Aesthetic Component of 5 or below	0	144	N/A	0.1%	0.1%	0.1%
% of case starts with a reported IOTN of 3 and Aesthetic Component of 6 or above	1	144	0.7%	4.5%	3.7%	3.9%
% of case starts with a reported IOTN of 4	126	144	87.5%	76.6%	79.2%	77.6%
% of case starts with a reported IOTN of 5	17	144	11.8%	18.0%	16.4%	16.7%
% of concluded courses in receipt of dual-arch fixed appliances	3	46	6.5%	80.3%	75.4%	72.9%
% of concluded courses where treatment was abandoned or discontinued	17	46	37.0%	10.6%	8.8%	8.7%
% of patients satisfied with the treatment they have received	1	1	100.0%	96.8%	96.4%	95.7%

\* Figures in italics indicate that the base number is less than 100.

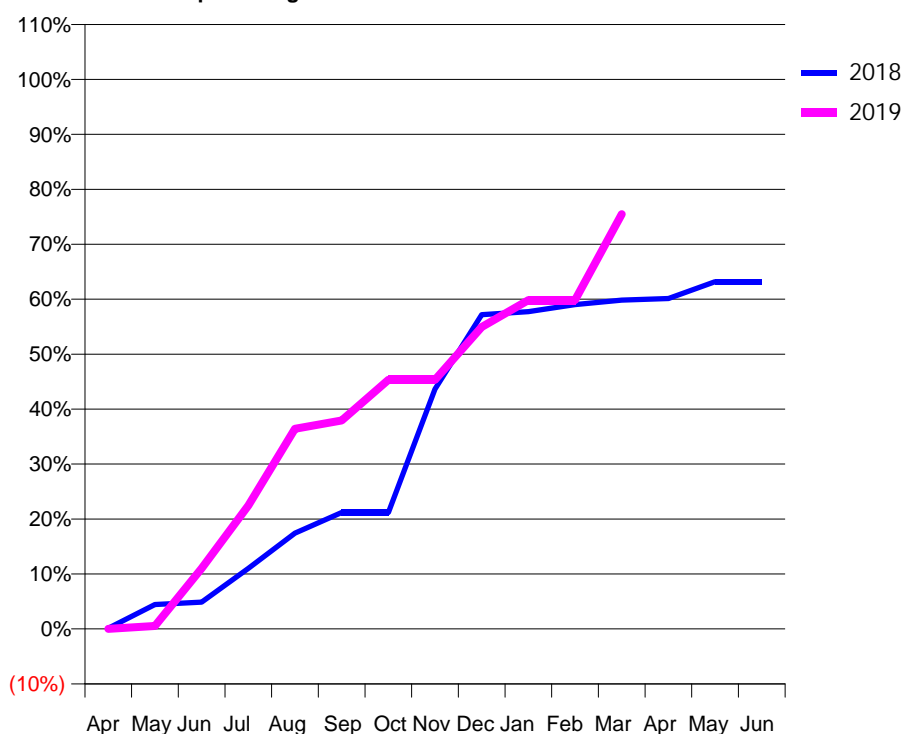
### Q48 - Vital Signs Orthodontic At a Glance Contract Report for 181528/0006 - March 2019

Name or company name	Salaried Dental Service, Knowsley	18/19 Contracted general activity (UDA)	0
Contract type name	PDS Contract	Carry forward general activity (UDA)	0
Purpose of contract	Orthodontic	18/19 Contracted orthodontic activity (UOA)	717
Contract start date	01/04/2015	Carry forward orthodontic activity (UOA)	0
Contract end date	31/03/2021	Baseline contract value	£86,944.16

ACCESS	Contract	England and Wales
24 month ratio of assessments to patient IDs	1.03	1.08

ACTIVITY	Contract
Contract assess and fit appliances (case starts) as a percentage of Area Team case starts	1.0 %

Cumulative percentage of contracted UOA delivered 2018 & 2019



Month	Adjusted Scheduled Activity (UOA)		
	2017	2018	2019
April	85	1	0
May	111	32	4
June	167	35	79
July	233	79	161
August	321	125	261
September	327	152	272
October	376	152	325
November	402	313	325
December	445	410	394
January	488	414	429
February	513	423	429
March	590	429	541
April	628	431	
May	629	453	
June	629	453	

#### QUANTITY METRICS (rolling 12 month period)

	Contract Quantity	Contract Base Number	Contract *	Area Team	Region	England
% of all assessments that were assess and fit appliances (case starts)	22	160	13.8%	73.2%	63.0%	59.2%
% of all assessments that were assess and refuse	26	160	16.3%	11.6%	11.1%	12.0%
% of all assessments that were assess and review	112	160	70.0%	15.2%	25.8%	28.8%
% of case starts with a reported IOTN of 3 and Aesthetic Component of 5 or below	0	22	<i>N/A</i>	0.1%	0.1%	0.1%
% of case starts with a reported IOTN of 3 and Aesthetic Component of 6 or above	0	22	<i>N/A</i>	4.5%	3.7%	3.9%
% of case starts with a reported IOTN of 4	15	22	68.2%	76.6%	79.2%	77.6%
% of case starts with a reported IOTN of 5	7	22	31.8%	18.0%	16.4%	16.7 %
% of concluded courses in receipt of dual-arch fixed appliances	45	78	57.7%	80.3%	75.4%	72.9%
% of concluded courses where treatment was abandoned or discontinued	14	78	17.9%	10.6%	8.8%	8.7%
% of patients satisfied with the treatment they have received	0	0	<i>N/A</i>	96.8%	96.4%	95.7%

\* Figures in italics indicate that the base number is less than 100.

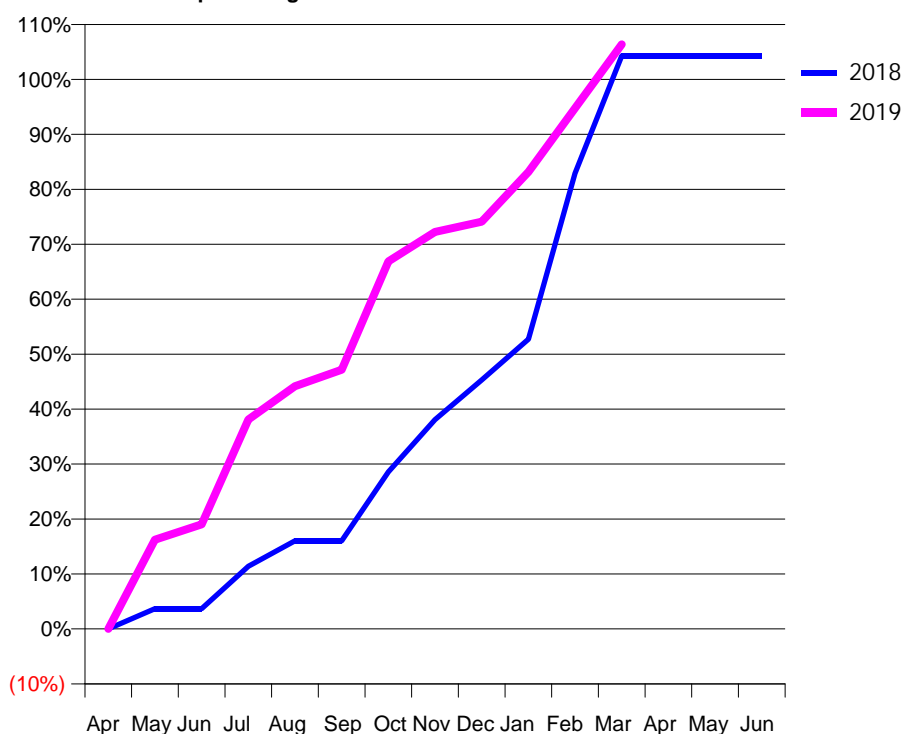
### Q48 - Vital Signs Orthodontic At a Glance Contract Report for 184217/0001 - March 2019

Name or company name	The Liverpool Brace Place Limited	18/19 Contracted general activity (UDA)	0
Contract type name	PDS Contract	Carry forward general activity (UDA)	0
Purpose of contract	General and Orthodontic	18/19 Contracted orthodontic activity (UOA)	9,046
Contract start date	06/04/2014	Carry forward orthodontic activity (UOA)	0
Contract end date	30/06/2020	Baseline contract value	£613,289.14

ACCESS	Contract	England and Wales
24 month ratio of assessments to patient IDs	1.03	1.08

ACTIVITY	Contract
Contract assess and fit appliances (case starts) as a percentage of Area Team case starts	20.2 %

Cumulative percentage of contracted UOA delivered 2018 & 2019



Month	Adjusted Scheduled Activity (UOA)		
	2017	2018	2019
April	0	0	0
May	126	333	1,470
June	126	333	1,722
July	3,575	1,032	3,448
August	8,243	1,451	3,994
September	8,243	1,451	4,267
October	8,842	2,585	6,052
November	9,241	3,446	6,535
December	9,241	4,097	6,703
January	9,369	4,769	7,522
February	9,475	7,499	8,572
March	9,476	9,431	9,622
April	9,476	9,431	
May	9,476	9,431	
June	9,476	9,431	

### QUANTITY METRICS (rolling 12 month period)

	Contract Quantity	Contract Base Number	Contract *	Area Team	Region	England
% of all assessments that were assess and fit appliances (case starts)	460	460	100.0%	73.2%	63.0%	59.2%
% of all assessments that were assess and refuse	0	460	0.0%	11.6%	11.1%	12.0%
% of all assessments that were assess and review	0	460	0.0%	15.2%	25.8%	28.8%
% of case starts with a reported IOTN of 3 and Aesthetic Component of 5 or below	1	460	0.2%	0.1%	0.1%	0.1%
% of case starts with a reported IOTN of 3 and Aesthetic Component of 6 or above	12	460	2.6%	4.5%	3.7%	3.9%
% of case starts with a reported IOTN of 4	366	460	79.6%	76.6%	79.2%	77.6%
% of case starts with a reported IOTN of 5	80	460	17.4%	18.0%	16.4%	16.7 %
% of concluded courses in receipt of dual-arch fixed appliances	168	198	84.8%	80.3%	75.4%	72.9%
% of concluded courses where treatment was abandoned or discontinued	12	198	6.1%	10.6%	8.8%	8.7%
% of patients satisfied with the treatment they have received	11	11	100.0%	96.8%	96.4%	95.7%

\* Figures in italics indicate that the base number is less than 100.

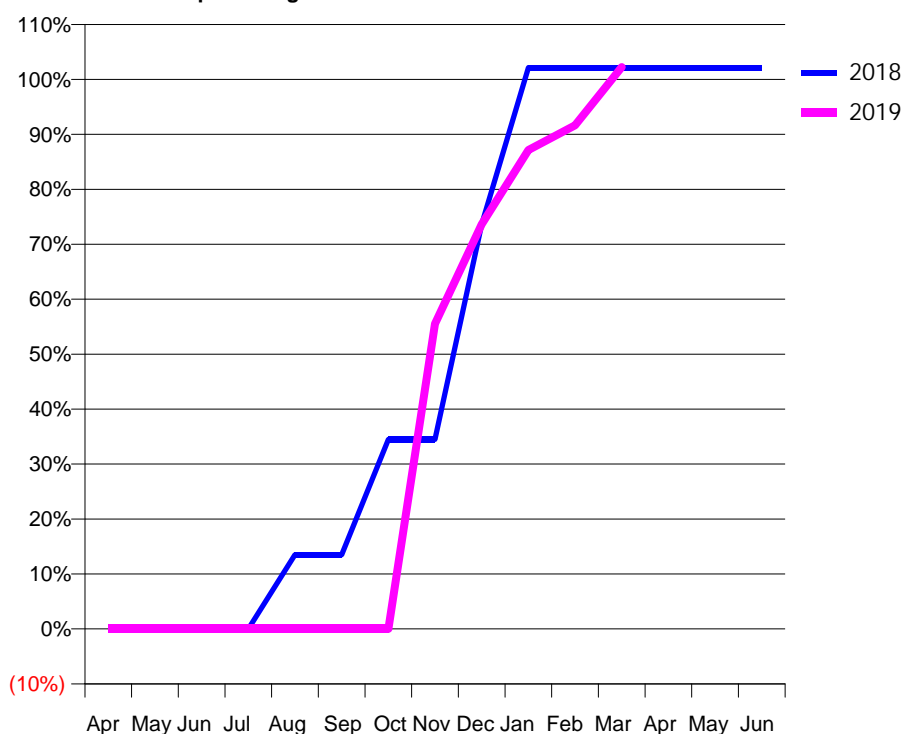
### Q48 - Vital Signs Orthodontic At a Glance Contract Report for 195294/0002 - March 2019

Name or company name	Deacon Dental Ltd	18/19 Contracted general activity (UDA)	0
Contract type name	GDS Contract	Carry forward general activity (UDA)	0
Purpose of contract	General and Orthodontic	18/19 Contracted orthodontic activity (UOA)	1,400
Contract start date	01/04/2009	Carry forward orthodontic activity (UOA)	0
Contract end date		Baseline contract value	£72,002.13

ACCESS	Contract	England and Wales
24 month ratio of assessments to patient IDs	1.00	1.08

ACTIVITY	Contract
Contract assess and fit appliances (case starts) as a percentage of Area Team case starts	3.0 %

Cumulative percentage of contracted UOA delivered 2018 & 2019



Month	Adjusted Scheduled Activity (UOA)		
	2017	2018	2019
April	0	0	0
May	21	0	0
June	21	0	0
July	105	0	0
August	336	189	0
September	661	189	0
October	661	483	0
November	661	483	777
December	873	1,031	1,031
January	873	1,430	1,220
February	1,349	1,430	1,283
March	1,349	1,430	1,431
April	1,370	1,430	
May	1,370	1,430	
June	1,370	1,430	

#### QUANTITY METRICS (rolling 12 month period)

	Contract Quantity	Contract Base Number	Contract *	Area Team	Region	England
% of all assessments that were assess and fit appliances (case starts)	68	71	95.8%	73.2%	63.0%	59.2%
% of all assessments that were assess and refuse	1	71	1.4%	11.6%	11.1%	12.0%
% of all assessments that were assess and review	2	71	2.8%	15.2%	25.8%	28.8%
% of case starts with a reported IOTN of 3 and Aesthetic Component of 5 or below	0	68	N/A	0.1%	0.1%	0.1%
% of case starts with a reported IOTN of 3 and Aesthetic Component of 6 or above	1	68	1.5%	4.5%	3.7%	3.9%
% of case starts with a reported IOTN of 4	62	68	91.2%	76.6%	79.2%	77.6%
% of case starts with a reported IOTN of 5	5	68	7.4%	18.0%	16.4%	16.7 %
% of concluded courses in receipt of dual-arch fixed appliances	0	0	N/A	80.3%	75.4%	72.9%
% of concluded courses where treatment was abandoned or discontinued	0	0	N/A	10.6%	8.8%	8.7%
% of patients satisfied with the treatment they have received	0	0	N/A	96.8%	96.4%	95.7%

\* Figures in italics indicate that the base number is less than 100.

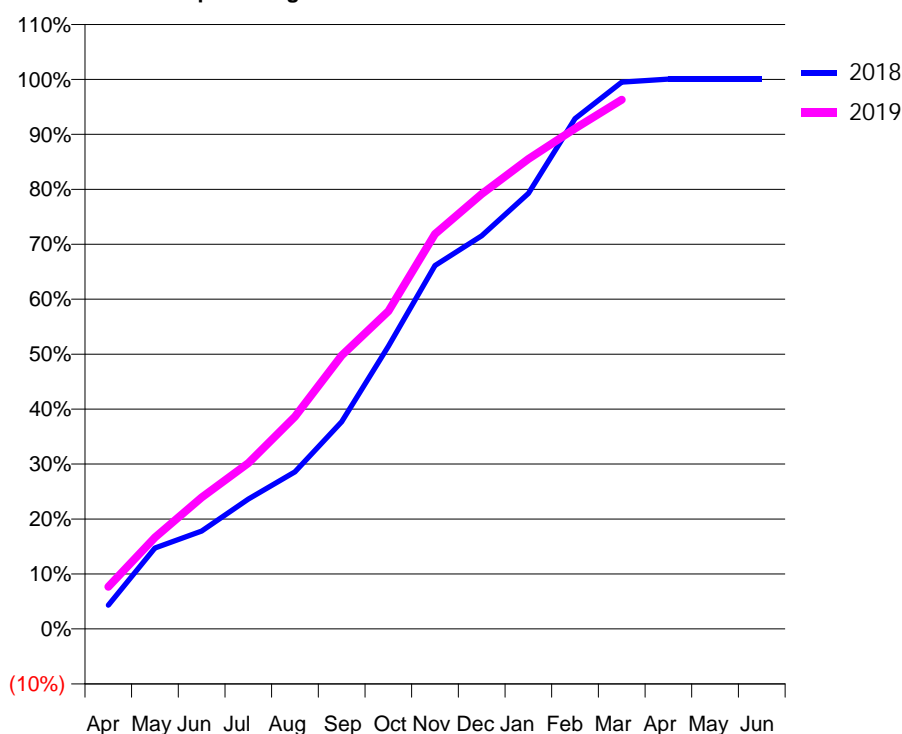
### Q48 - Vital Signs Orthodontic At a Glance Contract Report for 329398/0001 - March 2019

Name or company name	MR DJ PLUNKETT	18/19 Contracted general activity (UDA)	0
Contract type name	PDS Contract	Carry forward general activity (UDA)	0
Purpose of contract	General and Orthodontic	18/19 Contracted orthodontic activity (UOA)	5,020
Contract start date	01/04/2006	Carry forward orthodontic activity (UOA)	0
Contract end date	30/06/2020	Baseline contract value	£333,725.66

ACCESS	Contract	England and Wales
24 month ratio of assessments to patient IDs	1.09	1.08

ACTIVITY	Contract
Contract assess and fit appliances (case starts) as a percentage of Area Team case starts	9.9 %

Cumulative percentage of contracted UOA delivered 2018 & 2019



Month	Adjusted Scheduled Activity (UOA)		
	2017	2018	2019
April	293	217	385
May	618	739	835
June	1,034	894	1,202
July	1,580	1,186	1,515
August	2,195	1,436	1,940
September	2,621	1,893	2,498
October	2,990	2,582	2,902
November	3,218	3,319	3,608
December	3,497	3,592	3,973
January	3,916	3,979	4,294
February	4,643	4,662	4,571
March	4,982	4,995	4,834
April	5,003	5,022	
May	5,010	5,022	
June	5,010	5,022	

#### QUANTITY METRICS (rolling 12 month period)

	Contract Quantity	Contract Base Number	Contract *	Area Team	Region	England
% of all assessments that were assess and fit appliances (case starts)	225	360	62.5%	73.2%	63.0%	59.2%
% of all assessments that were assess and refuse	31	360	8.6%	11.6%	11.1%	12.0%
% of all assessments that were assess and review	104	360	28.9%	15.2%	25.8%	28.8%
% of case starts with a reported IOTN of 3 and Aesthetic Component of 5 or below	0	225	N/A	0.1%	0.1%	0.1%
% of case starts with a reported IOTN of 3 and Aesthetic Component of 6 or above	16	225	7.1%	4.5%	3.7%	3.9%
% of case starts with a reported IOTN of 4	150	225	66.7%	76.6%	79.2%	77.6%
% of case starts with a reported IOTN of 5	59	225	26.2%	18.0%	16.4%	16.7 %
% of concluded courses in receipt of dual-arch fixed appliances	224	256	87.5%	80.3%	75.4%	72.9%
% of concluded courses where treatment was abandoned or discontinued	15	256	5.9%	10.6%	8.8%	8.7%
% of patients satisfied with the treatment they have received	1	1	100.0%	96.8%	96.4%	95.7%

\* Figures in italics indicate that the base number is less than 100.

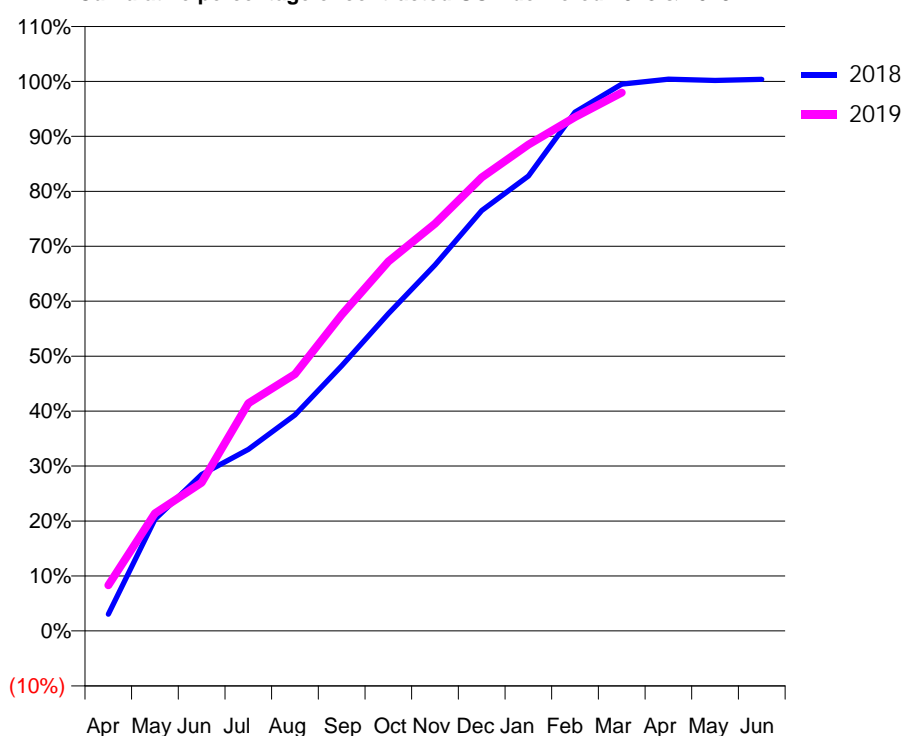
### Q48 - Vital Signs Orthodontic At a Glance Contract Report for 634816/0001 - March 2019

Name or company name	MR TH MARTIN	18/19 Contracted general activity (UDA)	0
Contract type name	PDS Contract	Carry forward general activity (UDA)	0
Purpose of contract	General and Orthodontic	18/19 Contracted orthodontic activity (UOA)	9,644
Contract start date	01/04/2006	Carry forward orthodontic activity (UOA)	0
Contract end date	30/06/2020	Baseline contract value	£667,169.16

ACCESS	Contract	England and Wales
24 month ratio of assessments to patient IDs	1.06	1.08

ACTIVITY	Contract
Contract assess and fit appliances (case starts) as a percentage of Area Team case starts	19.9 %

Cumulative percentage of contracted UOA delivered 2018 & 2019



Month	Adjusted Scheduled Activity (UOA)		
	2017	2018	2019
April	594	294	802
May	2,014	1,960	2,062
June	2,462	2,746	2,601
July	3,088	3,187	3,995
August	3,698	3,791	4,507
September	4,852	4,654	5,548
October	5,653	5,569	6,484
November	6,407	6,424	7,147
December	7,535	7,375	7,958
January	7,802	7,985	8,534
February	8,880	9,105	9,017
March	9,426	9,596	9,447
April	9,749	9,683	
May	9,770	9,659	
June	9,770	9,680	

### QUANTITY METRICS (rolling 12 month period)

	Contract Quantity	Contract Base Number	Contract *	Area Team	Region	England
% of all assessments that were assess and fit appliances (case starts)	451	637	70.8%	73.2%	63.0%	59.2%
% of all assessments that were assess and refuse	45	637	7.1%	11.6%	11.1%	12.0%
% of all assessments that were assess and review	141	637	22.1%	15.2%	25.8%	28.8%
% of case starts with a reported IOTN of 3 and Aesthetic Component of 5 or below	1	451	0.2%	0.1%	0.1%	0.1%
% of case starts with a reported IOTN of 3 and Aesthetic Component of 6 or above	26	451	5.8%	4.5%	3.7%	3.9%
% of case starts with a reported IOTN of 4	338	451	74.9%	76.6%	79.2%	77.6%
% of case starts with a reported IOTN of 5	85	451	18.8%	18.0%	16.4%	16.7 %
% of concluded courses in receipt of dual-arch fixed appliances	373	530	70.4%	80.3%	75.4%	72.9%
% of concluded courses where treatment was abandoned or discontinued	100	530	18.9%	10.6%	8.8%	8.7%
% of patients satisfied with the treatment they have received	4	5	80.0%	96.8%	96.4%	95.7%

\* Figures in italics indicate that the base number is less than 100.

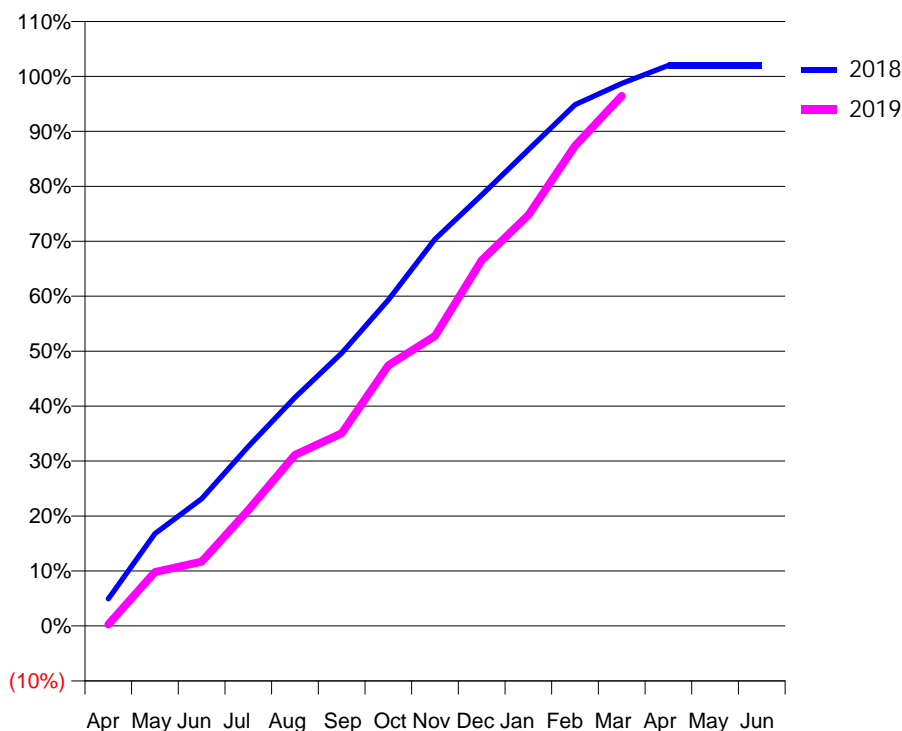
### Q48 - Vital Signs Orthodontic At a Glance Contract Report for 675857/0002 - March 2019

Name or company name	MR JW DWYER	18/19 Contracted general activity (UDA)	0
Contract type name	PDS Contract	Carry forward general activity (UDA)	0
Purpose of contract	General and Orthodontic	18/19 Contracted orthodontic activity (UOA)	7,720
Contract start date	01/04/2014	Carry forward orthodontic activity (UOA)	0
Contract end date	31/03/2020	Baseline contract value	£423,761.72

ACCESS	Contract	England and Wales
24 month ratio of assessments to patient IDs	1.01	1.08

ACTIVITY	Contract
Contract assess and fit appliances (case starts) as a percentage of Area Team case starts	15.9 %

Cumulative percentage of contracted UOA delivered 2018 & 2019



Month	Adjusted Scheduled Activity (UOA)		
	2017	2018	2019
April	575	382	22
May	1,574	1,295	756
June	1,703	1,786	903
July	3,062	2,522	1,629
August	3,062	3,211	2,402
September	4,516	3,832	2,707
October	5,138	4,582	3,661
November	5,949	5,434	4,074
December	6,460	6,055	5,136
January	6,924	6,689	5,774
February	7,292	7,321	6,743
March	7,613	7,621	7,444
April	7,761	7,875	
May	7,761	7,875	
June	7,761	7,875	

#### QUANTITY METRICS (rolling 12 month period)

	Contract Quantity	Contract Base Number	Contract *	Area Team	Region	England
% of all assessments that were assess and fit appliances (case starts)	361	495	72.9%	73.2%	63.0%	59.2%
% of all assessments that were assess and refuse	96	495	19.4%	11.6%	11.1%	12.0%
% of all assessments that were assess and review	38	495	7.7%	15.2%	25.8%	28.8%
% of case starts with a reported IOTN of 3 and Aesthetic Component of 5 or below	0	361	N/A	0.1%	0.1%	0.1%
% of case starts with a reported IOTN of 3 and Aesthetic Component of 6 or above	17	361	4.7%	4.5%	3.7%	3.9%
% of case starts with a reported IOTN of 4	274	361	75.9%	76.6%	79.2%	77.6%
% of case starts with a reported IOTN of 5	67	361	18.6%	18.0%	16.4%	16.7 %
% of concluded courses in receipt of dual-arch fixed appliances	339	367	92.4%	80.3%	75.4%	72.9%
% of concluded courses where treatment was abandoned or discontinued	23	367	6.3%	10.6%	8.8%	8.7%
% of patients satisfied with the treatment they have received	2	2	100.0%	96.8%	96.4%	95.7%

\* Figures in italics indicate that the base number is less than 100.



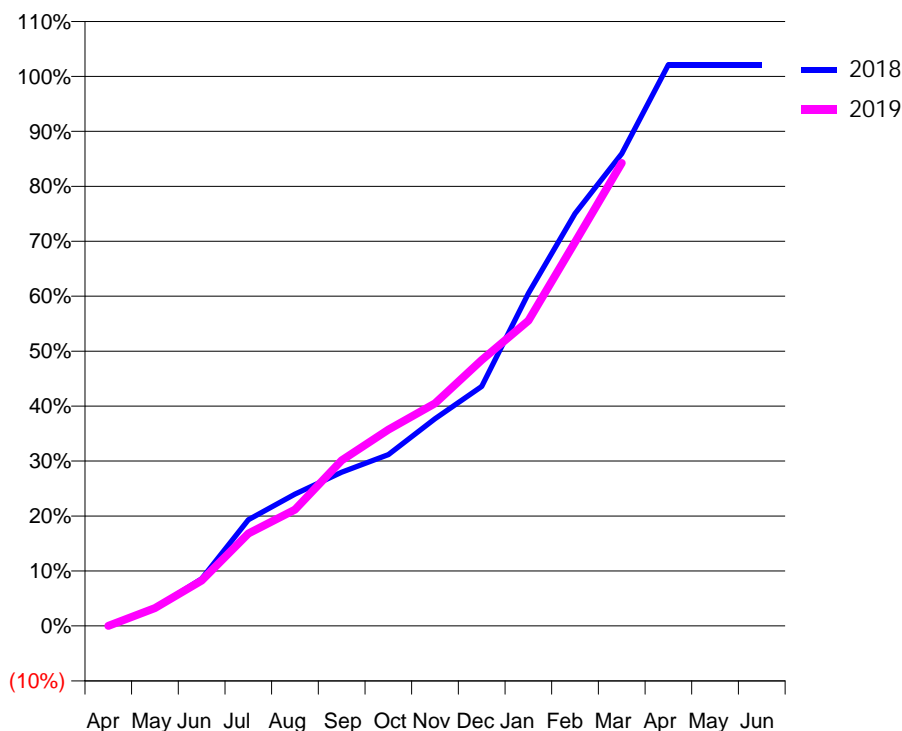
### Q48 - Vital Signs Orthodontic At a Glance Contract Report for 829188/0002 - March 2019

Name or company name	MR WW LEE	18/19 Contracted general activity (UDA)	0
Contract type name	PDS Contract	Carry forward general activity (UDA)	0
Purpose of contract	General and Orthodontic	18/19 Contracted orthodontic activity (UOA)	5,911
Contract start date	01/04/2006	Carry forward orthodontic activity (UOA)	0
Contract end date	31/03/2020	Baseline contract value	£322,504.71

ACCESS	Contract	England and Wales
24 month ratio of assessments to patient IDs	1.00	1.08

ACTIVITY	Contract
Contract assess and fit appliances (case starts) as a percentage of Area Team case starts	12.4 %

Cumulative percentage of contracted UOA delivered 2018 & 2019



Month	Adjusted Scheduled Activity (UOA)		
	2017	2018	2019
April	0	0	0
May	171	190	193
June	594	507	489
July	1,303	1,142	995
August	1,324	1,418	1,250
September	1,579	1,653	1,781
October	2,629	1,843	2,111
November	3,265	2,228	2,394
December	3,712	2,575	2,861
January	3,754	3,578	3,284
February	4,817	4,434	4,128
March	5,583	5,079	4,980
April	6,015	6,038	
May	6,035	6,038	
June	6,035	6,038	

#### QUANTITY METRICS (rolling 12 month period)

	Contract Quantity	Contract Base Number	Contract *	Area Team	Region	England
% of all assessments that were assess and fit appliances (case starts)	282	349	80.8%	73.2%	63.0%	59.2%
% of all assessments that were assess and refuse	67	349	19.2%	11.6%	11.1%	12.0%
% of all assessments that were assess and review	0	349	0.0%	15.2%	25.8%	28.8%
% of case starts with a reported IOTN of 3 and Aesthetic Component of 5 or below	0	282	N/A	0.1%	0.1%	0.1%
% of case starts with a reported IOTN of 3 and Aesthetic Component of 6 or above	8	282	2.8%	4.5%	3.7%	3.9%
% of case starts with a reported IOTN of 4	232	282	82.3%	76.6%	79.2%	77.6%
% of case starts with a reported IOTN of 5	34	282	12.1%	18.0%	16.4%	16.7 %
% of concluded courses in receipt of dual-arch fixed appliances	255	290	87.9%	80.3%	75.4%	72.9%
% of concluded courses where treatment was abandoned or discontinued	27	290	9.3%	10.6%	8.8%	8.7%
% of patients satisfied with the treatment they have received	5	5	100.0%	96.8%	96.4%	95.7%

\* Figures in italics indicate that the base number is less than 100.

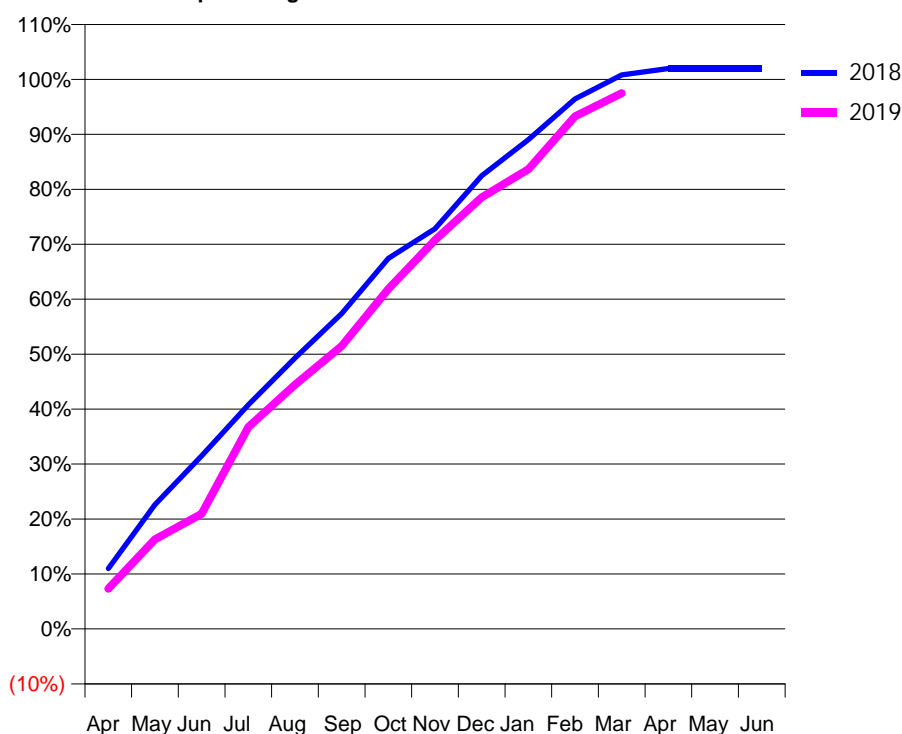
### Q48 - Vital Signs Orthodontic At a Glance Contract Report for 910147/0001 - March 2019

Name or company name	MR RC WOODIER	18/19 Contracted general activity (UDA)	0
Contract type name	PDS Contract	Carry forward general activity (UDA)	0
Purpose of contract	General and Orthodontic	18/19 Contracted orthodontic activity (UOA)	5,555
Contract start date	01/04/2006	Carry forward orthodontic activity (UOA)	0
Contract end date	30/06/2020	Baseline contract value	£387,859.97

ACCESS	Contract	England and Wales
24 month ratio of assessments to patient IDs	1.05	1.08

ACTIVITY	Contract
Contract assess and fit appliances (case starts) as a percentage of Area Team case starts	11.2 %

Cumulative percentage of contracted UOA delivered 2018 & 2019



Month	Adjusted Scheduled Activity (UOA)		
	2017	2018	2019
April	370	611	406
May	1,404	1,256	905
June	1,794	1,750	1,164
July	2,410	2,265	2,042
August	2,846	2,738	2,467
September	3,298	3,188	2,860
October	3,734	3,745	3,437
November	4,293	4,045	3,930
December	4,735	4,581	4,362
January	5,186	4,946	4,647
February	5,623	5,356	5,181
March	5,662	5,599	5,416
April	5,687	5,665	
May	5,666	5,665	
June	5,666	5,665	

### QUANTITY METRICS (rolling 12 month period)

	Contract Quantity	Contract Base Number	Contract *	Area Team	Region	England
% of all assessments that were assess and fit appliances (case starts)	255	382	66.8%	73.2%	63.0%	59.2%
% of all assessments that were assess and refuse	61	382	16.0%	11.6%	11.1%	12.0%
% of all assessments that were assess and review	66	382	17.3%	15.2%	25.8%	28.8%
% of case starts with a reported IOTN of 3 and Aesthetic Component of 5 or below	0	255	N/A	0.1%	0.1%	0.1%
% of case starts with a reported IOTN of 3 and Aesthetic Component of 6 or above	22	255	8.6%	4.5%	3.7%	3.9%
% of case starts with a reported IOTN of 4	177	255	69.4%	76.6%	79.2%	77.6%
% of case starts with a reported IOTN of 5	55	255	21.6%	18.0%	16.4%	16.7 %
% of concluded courses in receipt of dual-arch fixed appliances	220	259	84.9%	80.3%	75.4%	72.9%
% of concluded courses where treatment was abandoned or discontinued	7	259	2.7%	10.6%	8.8%	8.7%
% of patients satisfied with the treatment they have received	6	6	100.0%	96.8%	96.4%	95.7%

\* Figures in italics indicate that the base number is less than 100.

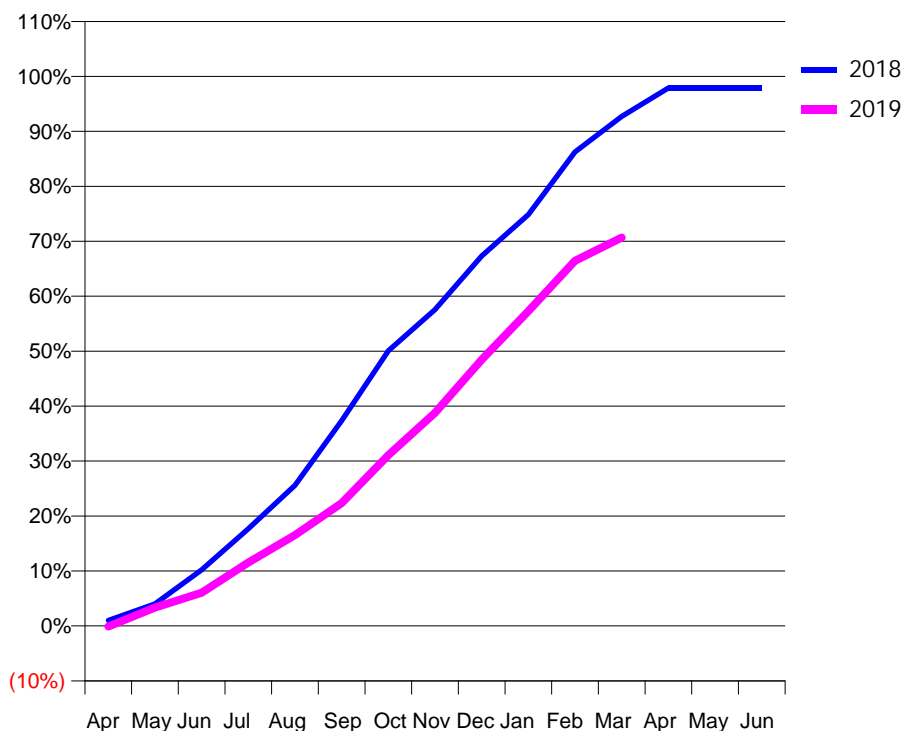
### Q49 - Vital Signs Orthodontic At a Glance Contract Report for 122955/0001 - March 2019

Name or company name	Derwent House Orthodontics LTD	18/19 Contracted general activity (UDA)	0
Contract type name	PDS Contract	Carry forward general activity (UDA)	0
Purpose of contract	Orthodontic	18/19 Contracted orthodontic activity (UOA)	8,540
Contract start date	01/04/2011	Carry forward orthodontic activity (UOA)	135
Contract end date	31/03/2020	Baseline contract value	£495,462.99

ACCESS	Contract	England and Wales
24 month ratio of assessments to patient IDs	1.02	1.08

ACTIVITY	Contract
Contract assess and fit appliances (case starts) as a percentage of Area Team case starts	5.4 %

Cumulative percentage of contracted UOA delivered 2018 & 2019



Month	Adjusted Scheduled Activity (UOA)		
	2017	2018	2019
April	0	65	-9
May	448	261	285
June	680	662	518
July	871	1,149	986
August	1,146	1,660	1,412
September	2,034	2,424	1,911
October	2,727	3,250	2,656
November	3,189	3,736	3,312
December	4,483	4,369	4,137
January	4,805	4,858	4,895
February	5,015	5,597	5,676
March	5,316	6,017	6,035
April	5,484	6,355	
May	5,505	6,355	
June	5,505	6,355	

#### QUANTITY METRICS (rolling 12 month period)

	Contract Quantity	Contract Base Number	Contract *	Area Team	Region	England
% of all assessments that were assess and fit appliances (case starts)	324	324	100.0%	48.1%	63.0%	59.2%
% of all assessments that were assess and refuse	0	324	0.0%	12.8%	11.1%	12.0%
% of all assessments that were assess and review	0	324	0.0%	39.1%	25.8%	28.8%
% of case starts with a reported IOTN of 3 and Aesthetic Component of 5 or below	0	324	N/A	0.1%	0.1%	0.1%
% of case starts with a reported IOTN of 3 and Aesthetic Component of 6 or above	2	324	0.6%	3.0%	3.7%	3.9%
% of case starts with a reported IOTN of 4	300	324	92.6%	81.4%	79.2%	77.6%
% of case starts with a reported IOTN of 5	14	324	4.3%	14.7%	16.4%	16.7 %
% of concluded courses in receipt of dual-arch fixed appliances	182	216	84.3%	74.0%	75.4%	72.9%
% of concluded courses where treatment was abandoned or discontinued	20	216	9.3%	8.2%	8.8%	8.7%
% of patients satisfied with the treatment they have received	6	6	100.0%	97.9%	96.4%	95.7%

\* Figures in italics indicate that the base number is less than 100.

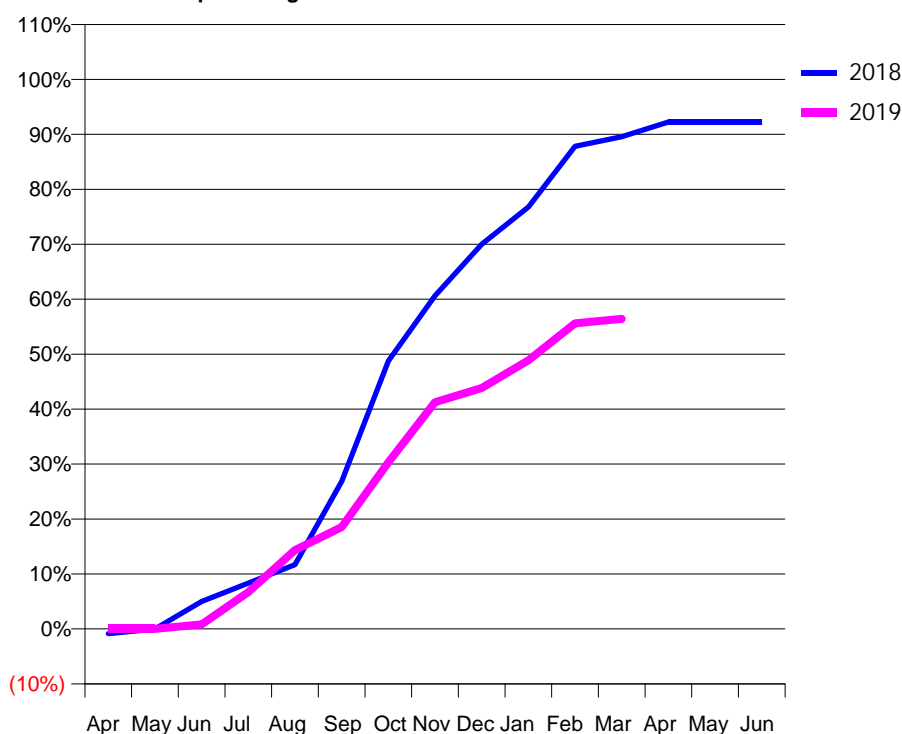
### Q49 - Vital Signs Orthodontic At a Glance Contract Report for 122955/0002 - March 2019

Name or company name	Derwent House Orthodontics LTD	18/19 Contracted general activity (UDA)	0
Contract type name	PDS Contract	Carry forward general activity (UDA)	0
Purpose of contract	Orthodontic	18/19 Contracted orthodontic activity (UOA)	2,500
Contract start date	01/04/2011	Carry forward orthodontic activity (UOA)	0
Contract end date	31/03/2020	Baseline contract value	£153,116.29

ACCESS	Contract	England and Wales
24 month ratio of assessments to patient IDs	1.05	1.08

ACTIVITY	Contract
Contract assess and fit appliances (case starts) as a percentage of Area Team case starts	1.3 %

Cumulative percentage of contracted UOA delivered 2018 & 2019



Month	Adjusted Scheduled Activity (UOA)		
	2017	2018	2019
April	0	-22	0
May	420	-1	0
June	462	125	21
July	526	209	168
August	592	293	359
September	718	671	464
October	997	1,219	758
November	1,039	1,515	1,031
December	2,054	1,750	1,096
January	2,098	1,920	1,222
February	2,161	2,195	1,390
March	2,352	2,239	1,411
April	2,436	2,306	
May	2,436	2,306	
June	2,436	2,306	

#### QUANTITY METRICS (rolling 12 month period)

	Contract Quantity	Contract Base Number	Contract *	Area Team	Region	England
% of all assessments that were assess and fit appliances (case starts)	79	79	100.0%	48.1%	63.0%	59.2%
% of all assessments that were assess and refuse	0	79	0.0%	12.8%	11.1%	12.0%
% of all assessments that were assess and review	0	79	0.0%	39.1%	25.8%	28.8%
% of case starts with a reported IOTN of 3 and Aesthetic Component of 5 or below	0	79	N/A	0.1%	0.1%	0.1%
% of case starts with a reported IOTN of 3 and Aesthetic Component of 6 or above	2	79	2.5%	3.0%	3.7%	3.9%
% of case starts with a reported IOTN of 4	75	79	94.9%	81.4%	79.2%	77.6%
% of case starts with a reported IOTN of 5	0	79	N/A	14.7%	16.4%	16.7%
% of concluded courses in receipt of dual-arch fixed appliances	67	71	94.4%	74.0%	75.4%	72.9%
% of concluded courses where treatment was abandoned or discontinued	2	71	2.8%	8.2%	8.8%	8.7%
% of patients satisfied with the treatment they have received	1	1	100.0%	97.9%	96.4%	95.7%

\* Figures in italics indicate that the base number is less than 100.

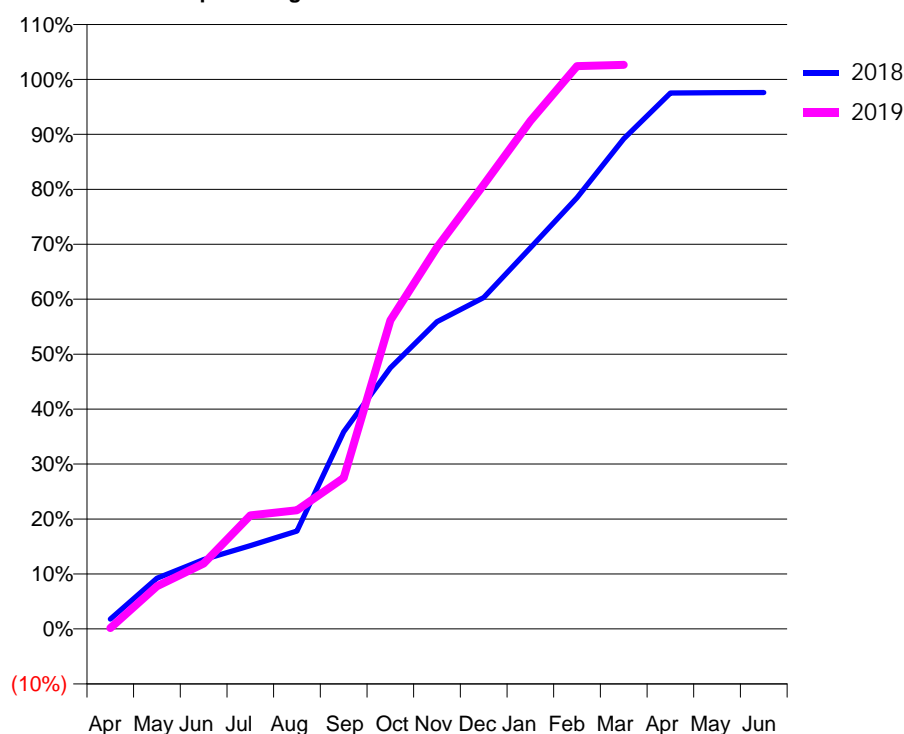
### Q49 - Vital Signs Orthodontic At a Glance Contract Report for 126624/0001 - March 2019

Name or company name	The Killingworth Dental Practice Partnership	18/19 Contracted general activity (UDA)	58,286
Contract type name	GDS Contract	Carry forward general activity (UDA)	0
Purpose of contract	General and Orthodontic	18/19 Contracted orthodontic activity (UOA)	2,619
Contract start date	01/05/2013	Carry forward orthodontic activity (UOA)	0
Contract end date		Baseline contract value	£1,901,327.75

ACCESS	Contract	England and Wales
24 month ratio of assessments to patient IDs	1.07	1.08

ACTIVITY	Contract
Contract assess and fit appliances (case starts) as a percentage of Area Team case starts	2.2 %

Cumulative percentage of contracted UOA delivered 2018 & 2019



Month	Adjusted Scheduled Activity (UOA)		
	2017	2018	2019
April	0	47	4
May	172	242	203
June	341	331	312
July	364	397	541
August	748	466	566
September	882	939	720
October	1,137	1,245	1,471
November	1,545	1,464	1,818
December	1,714	1,579	2,117
January	1,909	1,816	2,421
February	2,163	2,055	2,682
March	2,375	2,336	2,688
April	2,608	2,554	
May	2,629	2,555	
June	2,629	2,556	

#### QUANTITY METRICS (rolling 12 month period)

	Contract Quantity	Contract Base Number	Contract *	Area Team	Region	England
% of all assessments that were assess and fit appliances (case starts)	134	250	53.6%	48.1%	63.0%	59.2%
% of all assessments that were assess and refuse	56	250	22.4%	12.8%	11.1%	12.0%
% of all assessments that were assess and review	60	250	24.0%	39.1%	25.8%	28.8%
% of case starts with a reported IOTN of 3 and Aesthetic Component of 5 or below	0	134	N/A	0.1%	0.1%	0.1%
% of case starts with a reported IOTN of 3 and Aesthetic Component of 6 or above	4	134	3.0%	3.0%	3.7%	3.9%
% of case starts with a reported IOTN of 4	111	134	82.8%	81.4%	79.2%	77.6%
% of case starts with a reported IOTN of 5	19	134	14.2%	14.7%	16.4%	16.7 %
% of concluded courses in receipt of dual-arch fixed appliances	24	24	100.0%	74.0%	75.4%	72.9%
% of concluded courses where treatment was abandoned or discontinued	0	24	0.0%	8.2%	8.8%	8.7%
% of patients satisfied with the treatment they have received	9	9	100.0%	97.9%	96.4%	95.7%

\* Figures in italics indicate that the base number is less than 100.

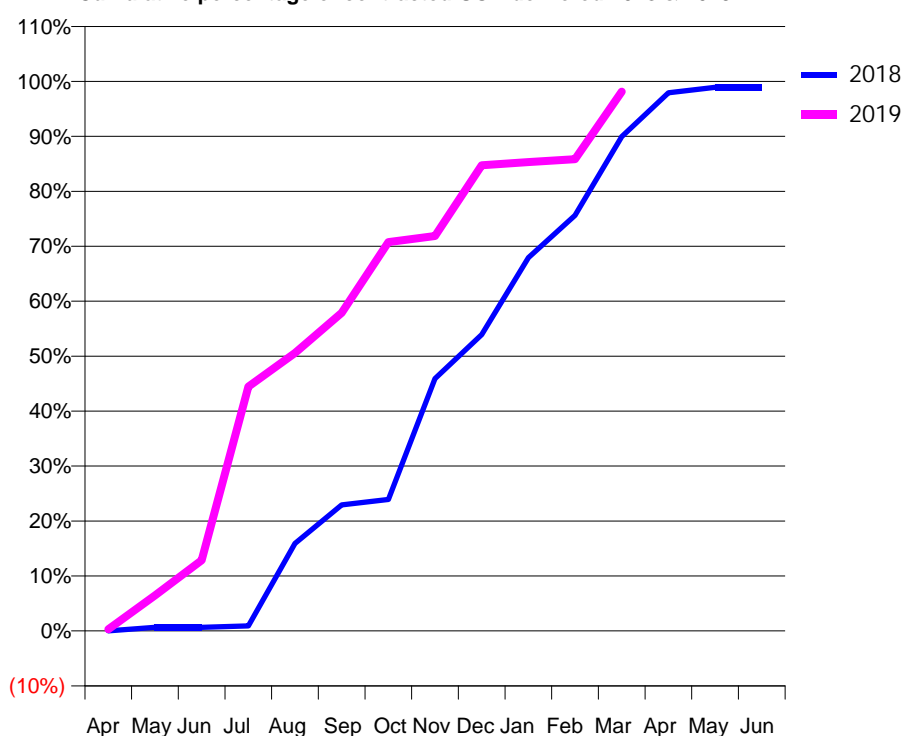
### Q49 - Vital Signs Orthodontic At a Glance Contract Report for 141593/0001 - March 2019

Name or company name	J R P Jones and Associates	18/19 Contracted general activity (UDA)	24,853
Contract type name	GDS Contract	Carry forward general activity (UDA)	616
Purpose of contract	General and Orthodontic	18/19 Contracted orthodontic activity (UOA)	342
Contract start date	01/03/2012	Carry forward orthodontic activity (UOA)	0
Contract end date		Baseline contract value	£680,959.94

ACCESS	Contract	England and Wales
24 month ratio of assessments to patient IDs	1.01	1.08

ACTIVITY	Contract
Contract assess and fit appliances (case starts) as a percentage of Area Team case starts	0.3 %

Cumulative percentage of contracted UOA delivered 2018 & 2019



Month	Adjusted Scheduled Activity (UOA)		
	2017	2018	2019
April	0	0	1
May	1	2	22
June	23	2	44
July	45	3	152
August	74	48	173
September	119	69	198
October	144	72	242
November	189	138	246
December	211	162	290
January	216	204	292
February	243	227	294
March	266	270	336
April	270	294	
May	270	297	
June	271	297	

### QUANTITY METRICS (rolling 12 month period)

	Contract Quantity	Contract Base Number	Contract *	Area Team	Region	England
% of all assessments that were assess and fit appliances (case starts)	16	44	36.4%	48.1%	63.0%	59.2%
% of all assessments that were assess and refuse	9	44	20.5%	12.8%	11.1%	12.0%
% of all assessments that were assess and review	19	44	43.2%	39.1%	25.8%	28.8%
% of case starts with a reported IOTN of 3 and Aesthetic Component of 5 or below	0	16	<i>N/A</i>	0.1%	0.1%	0.1%
% of case starts with a reported IOTN of 3 and Aesthetic Component of 6 or above	0	16	<i>N/A</i>	3.0%	3.7%	3.9%
% of case starts with a reported IOTN of 4	15	16	93.8%	81.4%	79.2%	77.6%
% of case starts with a reported IOTN of 5	1	16	6.3%	14.7%	16.4%	16.7 %
% of concluded courses in receipt of dual-arch fixed appliances	5	7	71.4%	74.0%	75.4%	72.9%
% of concluded courses where treatment was abandoned or discontinued	2	7	28.6%	8.2%	8.8%	8.7%
% of patients satisfied with the treatment they have received	1	1	100.0%	97.9%	96.4%	95.7%

\* Figures in italics indicate that the base number is less than 100.

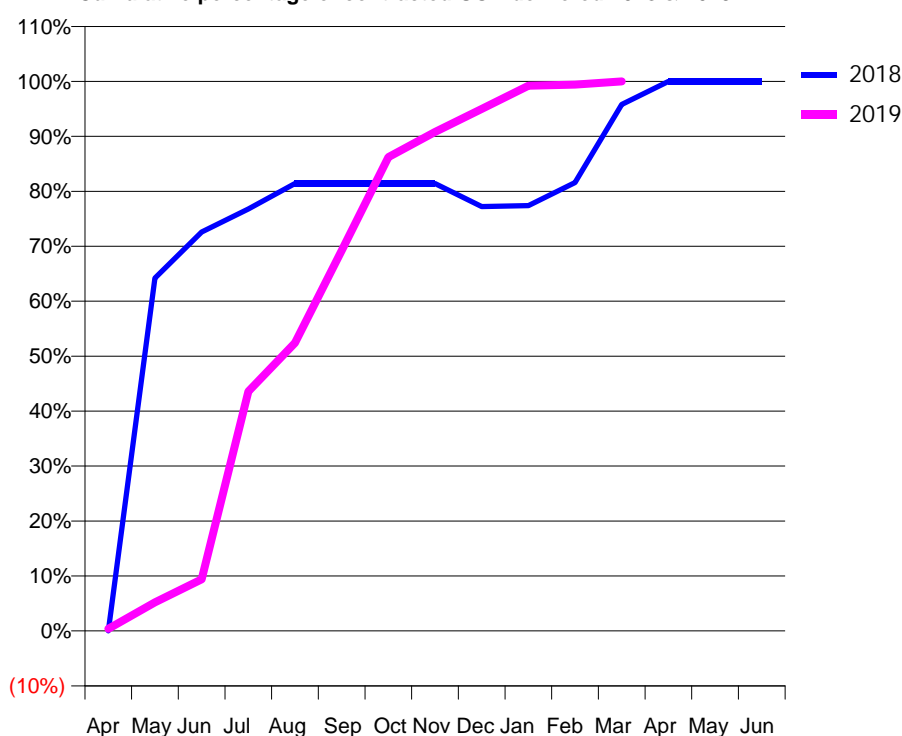
### Q49 - Vital Signs Orthodontic At a Glance Contract Report for 141852/0001 - March 2019

Name or company name	Perfect Smile Gateshead Partnership	18/19 Contracted general activity (UDA)	28,872
Contract type name	GDS Contract	Carry forward general activity (UDA)	0
Purpose of contract	General and Orthodontic	18/19 Contracted orthodontic activity (UOA)	500
Contract start date	01/07/2014	Carry forward orthodontic activity (UOA)	0
Contract end date		Baseline contract value	£873,195.02

ACCESS	Contract	England and Wales
24 month ratio of assessments to patient IDs	1.12	1.08

ACTIVITY	Contract
Contract assess and fit appliances (case starts) as a percentage of Area Team case starts	0.4 %

Cumulative percentage of contracted UOA delivered 2018 & 2019



Month	Adjusted Scheduled Activity (UOA)		
	2017	2018	2019
April	130	0	2
May	161	321	26
June	184	363	47
July	278	384	218
August	323	407	262
September	484	407	346
October	484	407	431
November	507	407	454
December	507	386	475
January	507	387	496
February	507	408	497
March	507	479	500
April	507	500	
May	505	500	
June	505	500	

### QUANTITY METRICS (rolling 12 month period)

	Contract Quantity	Contract Base Number	Contract *	Area Team	Region	England
% of all assessments that were assess and fit appliances (case starts)	24	42	57.1%	48.1%	63.0%	59.2%
% of all assessments that were assess and refuse	3	42	7.1%	12.8%	11.1%	12.0%
% of all assessments that were assess and review	15	42	35.7%	39.1%	25.8%	28.8%
% of case starts with a reported IOTN of 3 and Aesthetic Component of 5 or below	0	24	N/A	0.1%	0.1%	0.1%
% of case starts with a reported IOTN of 3 and Aesthetic Component of 6 or above	0	24	N/A	3.0%	3.7%	3.9%
% of case starts with a reported IOTN of 4	24	24	100.0%	81.4%	79.2%	77.6%
% of case starts with a reported IOTN of 5	0	24	N/A	14.7%	16.4%	16.7%
% of concluded courses in receipt of dual-arch fixed appliances	0	0	N/A	74.0%	75.4%	72.9%
% of concluded courses where treatment was abandoned or discontinued	0	0	N/A	8.2%	8.8%	8.7%
% of patients satisfied with the treatment they have received	0	0	N/A	97.9%	96.4%	95.7%

\* Figures in italics indicate that the base number is less than 100.

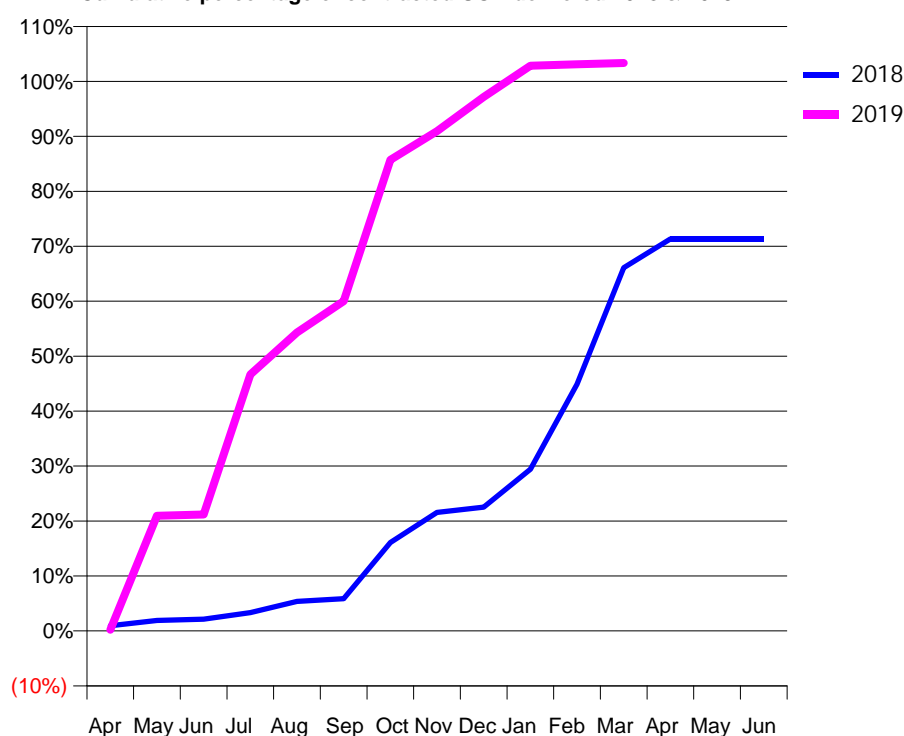
### Q49 - Vital Signs Orthodontic At a Glance Contract Report for 157457/0001 - March 2019

Name or company name	Northumbria Dental Care Limited	18/19 Contracted general activity (UDA)	13,343
Contract type name	Pilot Contract	Carry forward general activity (UDA)	0
Purpose of contract	General and Orthodontic	18/19 Contracted orthodontic activity (UOA)	420
Contract start date	01/01/2012	Carry forward orthodontic activity (UOA)	0
Contract end date		Baseline contract value	£455,504.37

ACCESS	Contract	England and Wales
24 month ratio of assessments to patient IDs	1.10	1.08

ACTIVITY	Contract
Contract assess and fit appliances (case starts) as a percentage of Area Team case starts	0.3 %

Cumulative percentage of contracted UOA delivered 2018 & 2019



Month	Adjusted Scheduled Activity (UOA)		
	2017	2018	2019
April	22	4	1
May	85	8	88
June	112	9	89
July	154	14	196
August	156	23	228
September	223	25	252
October	246	68	360
November	248	91	382
December	249	95	408
January	271	124	432
February	293	189	433
March	322	278	434
April	343	300	
May	385	300	
June	385	300	

#### QUANTITY METRICS (rolling 12 month period)

	Contract Quantity	Contract Base Number	Contract *	Area Team	Region	England
% of all assessments that were assess and fit appliances (case starts)	20	61	32.8%	48.1%	63.0%	59.2%
% of all assessments that were assess and refuse	12	61	19.7%	12.8%	11.1%	12.0%
% of all assessments that were assess and review	29	61	47.5%	39.1%	25.8%	28.8%
% of case starts with a reported IOTN of 3 and Aesthetic Component of 5 or below	0	20	<i>N/A</i>	0.1%	0.1%	0.1%
% of case starts with a reported IOTN of 3 and Aesthetic Component of 6 or above	0	20	<i>N/A</i>	3.0%	3.7%	3.9%
% of case starts with a reported IOTN of 4	18	20	90.0%	81.4%	79.2%	77.6%
% of case starts with a reported IOTN of 5	2	20	10.0%	14.7%	16.4%	16.7%
% of concluded courses in receipt of dual-arch fixed appliances	0	3	<i>N/A</i>	74.0%	75.4%	72.9%
% of concluded courses where treatment was abandoned or discontinued	1	3	33.3%	8.2%	8.8%	8.7%
% of patients satisfied with the treatment they have received	1	1	100.0%	97.9%	96.4%	95.7%

\* Figures in italics indicate that the base number is less than 100.



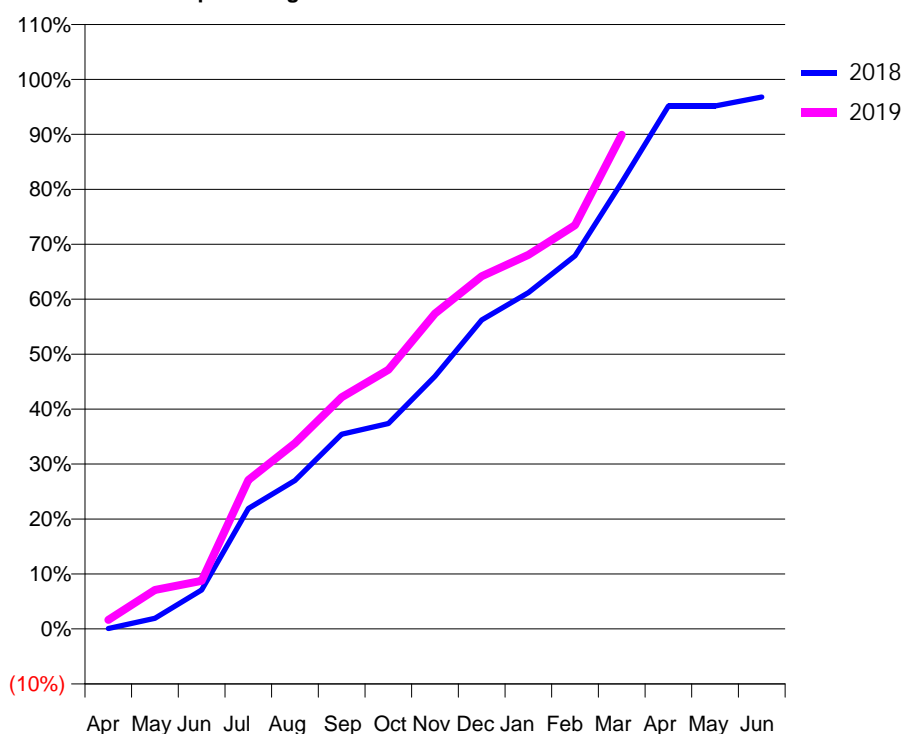
### Q49 - Vital Signs Orthodontic At a Glance Contract Report for 170011/0001 - March 2019

Name or company name	SRDP	18/19 Contracted general activity (UDA)	71,715
Contract type name	GDS Contract	Carry forward general activity (UDA)	0
Purpose of contract	General and Orthodontic	18/19 Contracted orthodontic activity (UOA)	1,281
Contract start date	01/10/2007	Carry forward orthodontic activity (UOA)	0
Contract end date		Baseline contract value	£2,148,966.03

ACCESS	Contract	England and Wales
24 month ratio of assessments to patient IDs	1.05	1.08

ACTIVITY	Contract
Contract assess and fit appliances (case starts) as a percentage of Area Team case starts	1.1 %

Cumulative percentage of contracted UOA delivered 2018 & 2019



Month	Adjusted Scheduled Activity (UOA)		
	2017	2018	2019
April	-36	1	21
May	30	25	91
June	114	91	112
July	265	281	347
August	339	346	433
September	531	454	540
October	664	479	604
November	751	589	735
December	923	720	822
January	967	784	872
February	1,057	870	941
March	1,211	1,041	1,152
April	1,212	1,219	
May	1,233	1,219	
June	1,233	1,240	

#### QUANTITY METRICS (rolling 12 month period)

	Contract Quantity	Contract Base Number	Contract *	Area Team	Region	England
% of all assessments that were assess and fit appliances (case starts)	64	122	52.5%	48.1%	63.0%	59.2%
% of all assessments that were assess and refuse	17	122	13.9%	12.8%	11.1%	12.0%
% of all assessments that were assess and review	41	122	33.6%	39.1%	25.8%	28.8%
% of case starts with a reported IOTN of 3 and Aesthetic Component of 5 or below	0	64	<i>N/A</i>	0.1%	0.1%	0.1%
% of case starts with a reported IOTN of 3 and Aesthetic Component of 6 or above	2	64	3.1%	3.0%	3.7%	3.9%
% of case starts with a reported IOTN of 4	46	64	71.9%	81.4%	79.2%	77.6%
% of case starts with a reported IOTN of 5	16	64	25.0%	14.7%	16.4%	16.7%
% of concluded courses in receipt of dual-arch fixed appliances	53	58	91.4%	74.0%	75.4%	72.9%
% of concluded courses where treatment was abandoned or discontinued	4	58	6.9%	8.2%	8.8%	8.7%
% of patients satisfied with the treatment they have received	2	2	100.0%	97.9%	96.4%	95.7%

\* Figures in italics indicate that the base number is less than 100.

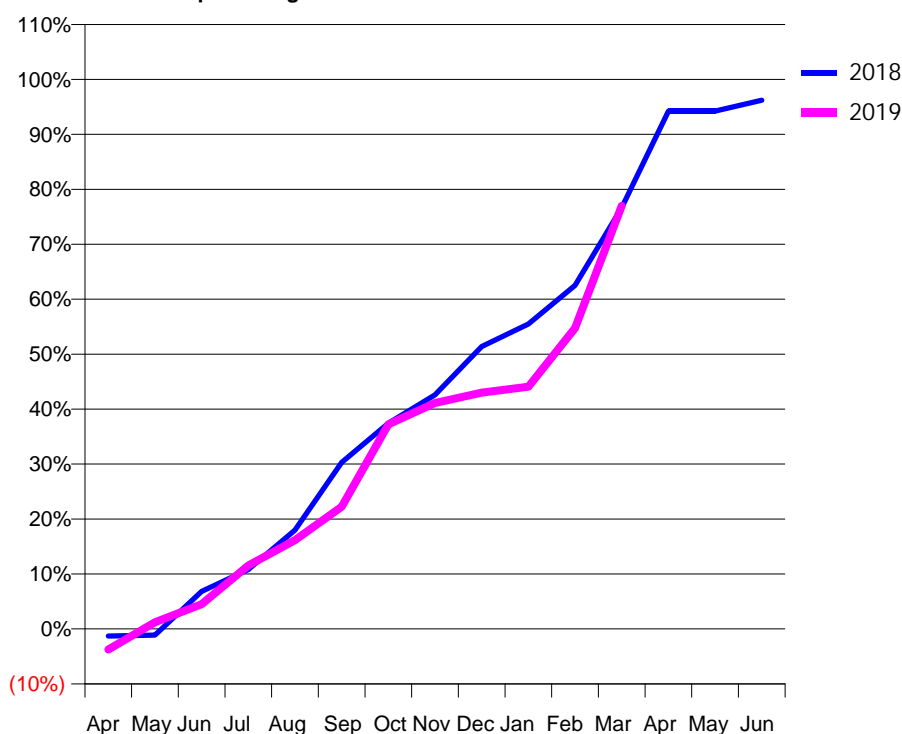
### Q49 - Vital Signs Orthodontic At a Glance Contract Report for 170011/0003 - March 2019

Name or company name	SRDP	18/19 Contracted general activity (UDA)	0
Contract type name	PDS Contract	Carry forward general activity (UDA)	0
Purpose of contract	Orthodontic	18/19 Contracted orthodontic activity (UOA)	12,550
Contract start date	01/04/2012	Carry forward orthodontic activity (UOA)	475
Contract end date	30/06/2020	Baseline contract value	£719,624.46

ACCESS	Contract	England and Wales
24 month ratio of assessments to patient IDs	1.06	1.08

ACTIVITY	Contract
Contract assess and fit appliances (case starts) as a percentage of Area Team case starts	9.8 %

Cumulative percentage of contracted UOA delivered 2018 & 2019



Month	Adjusted Scheduled Activity (UOA)		
	2017	2018	2019
April	278	-166	-474
May	608	-143	153
June	1,072	856	566
July	1,789	1,360	1,452
August	2,487	2,258	2,027
September	4,351	3,802	2,791
October	5,272	4,697	4,673
November	5,679	5,345	5,158
December	6,472	6,450	5,396
January	7,712	6,964	5,531
February	8,768	7,843	6,870
March	11,280	9,621	9,663
April	11,932	11,823	
May	12,040	11,823	
June	12,382	12,075	

#### QUANTITY METRICS (rolling 12 month period)

	Contract Quantity	Contract Base Number	Contract *	Area Team	Region	England
% of all assessments that were assess and fit appliances (case starts)	592	826	71.7%	48.1%	63.0%	59.2%
% of all assessments that were assess and refuse	9	826	1.1%	12.8%	11.1%	12.0%
% of all assessments that were assess and review	225	826	27.2%	39.1%	25.8%	28.8%
% of case starts with a reported IOTN of 3 and Aesthetic Component of 5 or below	0	592	N/A	0.1%	0.1%	0.1%
% of case starts with a reported IOTN of 3 and Aesthetic Component of 6 or above	1	592	0.2%	3.0%	3.7%	3.9%
% of case starts with a reported IOTN of 4	514	592	86.8%	81.4%	79.2%	77.6%
% of case starts with a reported IOTN of 5	74	592	12.5%	14.7%	16.4%	16.7 %
% of concluded courses in receipt of dual-arch fixed appliances	269	282	95.4%	74.0%	75.4%	72.9%
% of concluded courses where treatment was abandoned or discontinued	8	282	2.8%	8.2%	8.8%	8.7%
% of patients satisfied with the treatment they have received	5	6	83.3%	97.9%	96.4%	95.7%

\* Figures in italics indicate that the base number is less than 100.

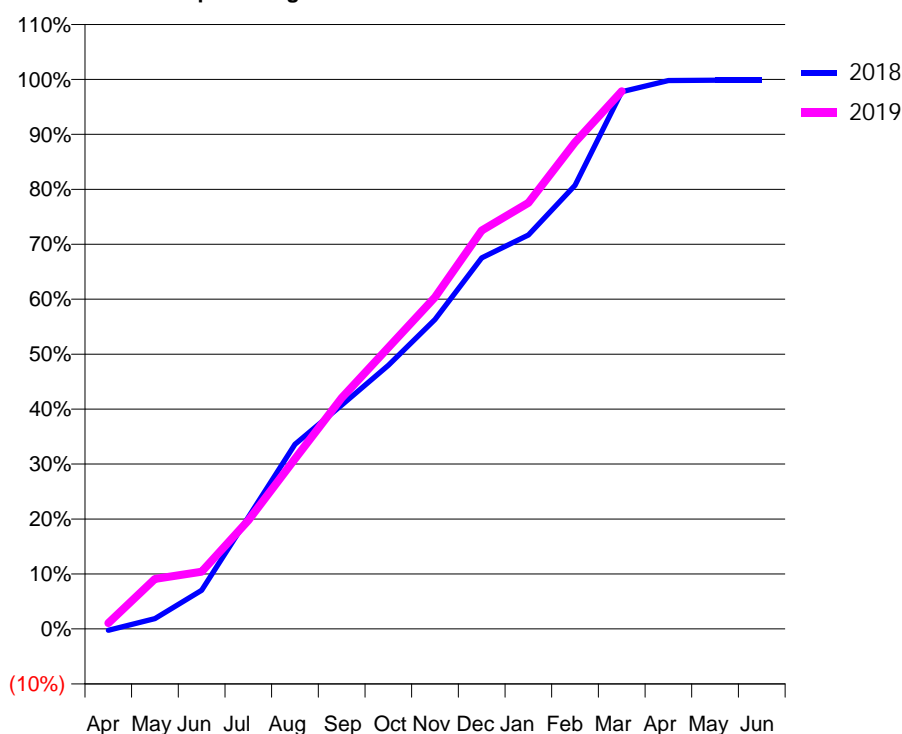
### Q49 - Vital Signs Orthodontic At a Glance Contract Report for 176648/0001 - March 2019

Name or company name	South Tyneside Smiles Limited	18/19 Contracted general activity (UDA)	84,051
Contract type name	GDS Contract	Carry forward general activity (UDA)	0
Purpose of contract	General and Orthodontic	18/19 Contracted orthodontic activity (UOA)	2,119
Contract start date	01/04/2008	Carry forward orthodontic activity (UOA)	0
Contract end date		Baseline contract value	£2,465,573.76

ACCESS	Contract	England and Wales
24 month ratio of assessments to patient IDs	1.05	1.08

ACTIVITY	Contract
Contract assess and fit appliances (case starts) as a percentage of Area Team case starts	1.6 %

Cumulative percentage of contracted UOA delivered 2018 & 2019



Month	Adjusted Scheduled Activity (UOA)		
	2017	2018	2019
April	21	-6	23
May	288	40	193
June	333	149	221
July	552	431	419
August	772	712	656
September	967	863	891
October	1,141	1,017	1,085
November	1,376	1,193	1,279
December	1,571	1,431	1,536
January	1,700	1,519	1,643
February	1,829	1,710	1,876
March	2,109	2,071	2,073
April	2,109	2,114	
May	2,109	2,116	
June	2,109	2,116	

### QUANTITY METRICS (rolling 12 month period)

	Contract Quantity	Contract Base Number	Contract *	Area Team	Region	England
% of all assessments that were assess and fit appliances (case starts)	99	157	63.1%	48.1%	63.0%	59.2%
% of all assessments that were assess and refuse	15	157	9.6%	12.8%	11.1%	12.0%
% of all assessments that were assess and review	43	157	27.4%	39.1%	25.8%	28.8%
% of case starts with a reported IOTN of 3 and Aesthetic Component of 5 or below	0	99	<i>N/A</i>	0.1%	0.1%	0.1%
% of case starts with a reported IOTN of 3 and Aesthetic Component of 6 or above	10	99	10.1%	3.0%	3.7%	3.9%
% of case starts with a reported IOTN of 4	70	99	70.7%	81.4%	79.2%	77.6%
% of case starts with a reported IOTN of 5	19	99	19.2%	14.7%	16.4%	16.7%
% of concluded courses in receipt of dual-arch fixed appliances	71	77	92.2%	74.0%	75.4%	72.9%
% of concluded courses where treatment was abandoned or discontinued	5	77	6.5%	8.2%	8.8%	8.7%
% of patients satisfied with the treatment they have received	4	4	100.0%	97.9%	96.4%	95.7%

\* Figures in italics indicate that the base number is less than 100.

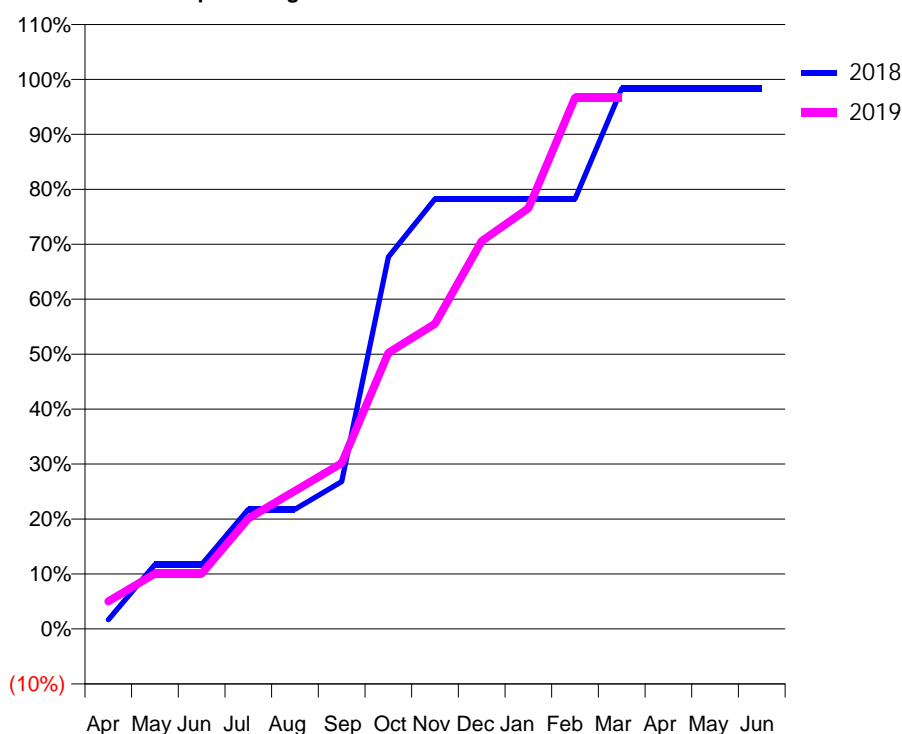
### Q49 - Vital Signs Orthodontic At a Glance Contract Report for 177644/0001 - March 2019

Name or company name	Goodteeth Dental Surgeries Ltd	18/19 Contracted general activity (UDA)	8,745
Contract type name	GDS Contract	Carry forward general activity (UDA)	-134
Purpose of contract	General and Orthodontic	18/19 Contracted orthodontic activity (UOA)	418
Contract start date	01/09/2009	Carry forward orthodontic activity (UOA)	0
Contract end date		Baseline contract value	£240,365.08

ACCESS	Contract	England and Wales
24 month ratio of assessments to patient IDs	1.00	1.08

ACTIVITY	Contract
Contract assess and fit appliances (case starts) as a percentage of Area Team case starts	0.3 %

Cumulative percentage of contracted UOA delivered 2018 & 2019



Month	Adjusted Scheduled Activity (UOA)		
	2017	2018	2019
April	0	7	21
May	21	49	42
June	21	49	42
July	42	91	84
August	42	91	105
September	84	112	126
October	173	283	210
November	215	327	232
December	257	327	295
January	257	327	320
February	278	327	404
March	425	411	404
April	425	411	
May	425	411	
June	425	411	

#### QUANTITY METRICS (rolling 12 month period)

	Contract Quantity	Contract Base Number	Contract *	Area Team	Region	England
% of all assessments that were assess and fit appliances (case starts)	20	21	95.2%	48.1%	63.0%	59.2%
% of all assessments that were assess and refuse	0	21	0.0%	12.8%	11.1%	12.0%
% of all assessments that were assess and review	1	21	4.8%	39.1%	25.8%	28.8%
% of case starts with a reported IOTN of 3 and Aesthetic Component of 5 or below	0	20	N/A	0.1%	0.1%	0.1%
% of case starts with a reported IOTN of 3 and Aesthetic Component of 6 or above	0	20	N/A	3.0%	3.7%	3.9%
% of case starts with a reported IOTN of 4	17	20	85.0%	81.4%	79.2%	77.6%
% of case starts with a reported IOTN of 5	3	20	15.0%	14.7%	16.4%	16.7 %
% of concluded courses in receipt of dual-arch fixed appliances	0	0	N/A	74.0%	75.4%	72.9%
% of concluded courses where treatment was abandoned or discontinued	0	0	N/A	8.2%	8.8%	8.7%
% of patients satisfied with the treatment they have received	0	0	N/A	97.9%	96.4%	95.7%

\* Figures in italics indicate that the base number is less than 100.

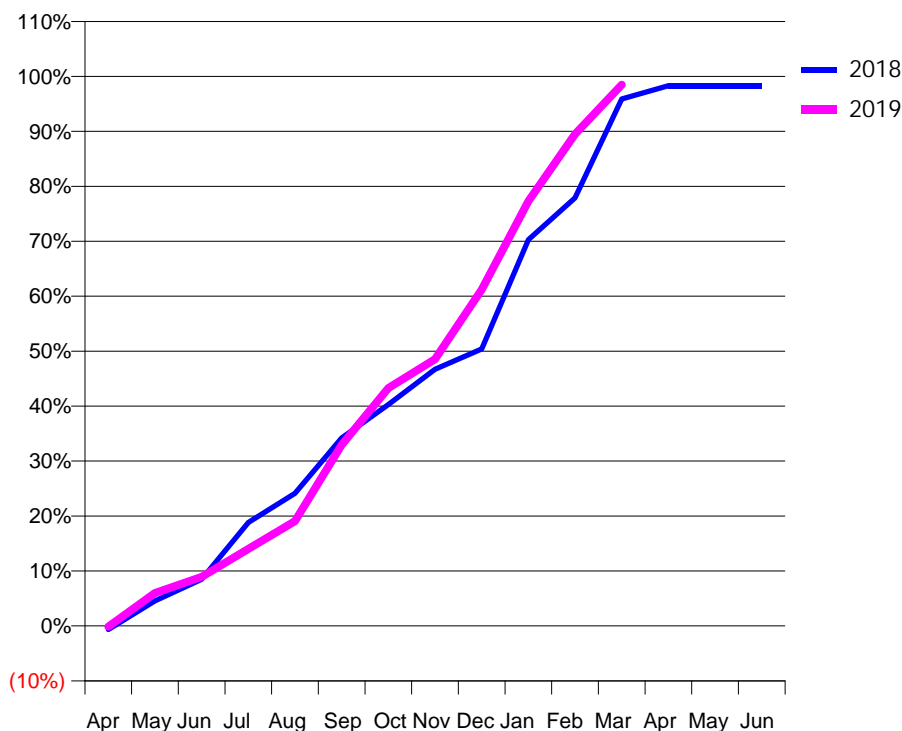
### Q49 - Vital Signs Orthodontic At a Glance Contract Report for 186872/0018 - March 2019

Name or company name	ORTHOWORLD 2000 LTD	18/19 Contracted general activity (UDA)	0
Contract type name	PDS Contract	Carry forward general activity (UDA)	0
Purpose of contract	Orthodontic	18/19 Contracted orthodontic activity (UOA)	9,586
Contract start date	01/07/2012	Carry forward orthodontic activity (UOA)	163
Contract end date	01/09/2020	Baseline contract value	£560,000.86

ACCESS	Contract	England and Wales
24 month ratio of assessments to patient IDs	1.03	1.08

ACTIVITY	Contract
Contract assess and fit appliances (case starts) as a percentage of Area Team case starts	7.6 %

Cumulative percentage of contracted UOA delivered 2018 & 2019



Month	Adjusted Scheduled Activity (UOA)		
	2017	2018	2019
April	152	-65	-16
May	348	436	574
June	1,128	816	854
July	1,905	1,803	1,345
August	2,614	2,314	1,828
September	3,211	3,279	3,161
October	4,284	3,863	4,152
November	5,496	4,477	4,652
December	6,172	4,830	5,868
January	7,095	6,739	7,410
February	7,867	7,466	8,577
March	8,938	9,192	9,441
April	9,366	9,423	
May	9,366	9,423	
June	9,367	9,423	

#### QUANTITY METRICS (rolling 12 month period)

	Contract Quantity	Contract Base Number	Contract *	Area Team	Region	England
% of all assessments that were assess and fit appliances (case starts)	460	741	62.1%	48.1%	63.0%	59.2%
% of all assessments that were assess and refuse	133	741	17.9%	12.8%	11.1%	12.0%
% of all assessments that were assess and review	148	741	20.0%	39.1%	25.8%	28.8%
% of case starts with a reported IOTN of 3 and Aesthetic Component of 5 or below	0	460	N/A	0.1%	0.1%	0.1%
% of case starts with a reported IOTN of 3 and Aesthetic Component of 6 or above	22	460	4.8%	3.0%	3.7%	3.9%
% of case starts with a reported IOTN of 4	377	460	82.0%	81.4%	79.2%	77.6%
% of case starts with a reported IOTN of 5	60	460	13.0%	14.7%	16.4%	16.7 %
% of concluded courses in receipt of dual-arch fixed appliances	375	437	85.8%	74.0%	75.4%	72.9%
% of concluded courses where treatment was abandoned or discontinued	56	437	12.8%	8.2%	8.8%	8.7%
% of patients satisfied with the treatment they have received	1	2	50.0%	97.9%	96.4%	95.7%

\* Figures in italics indicate that the base number is less than 100.

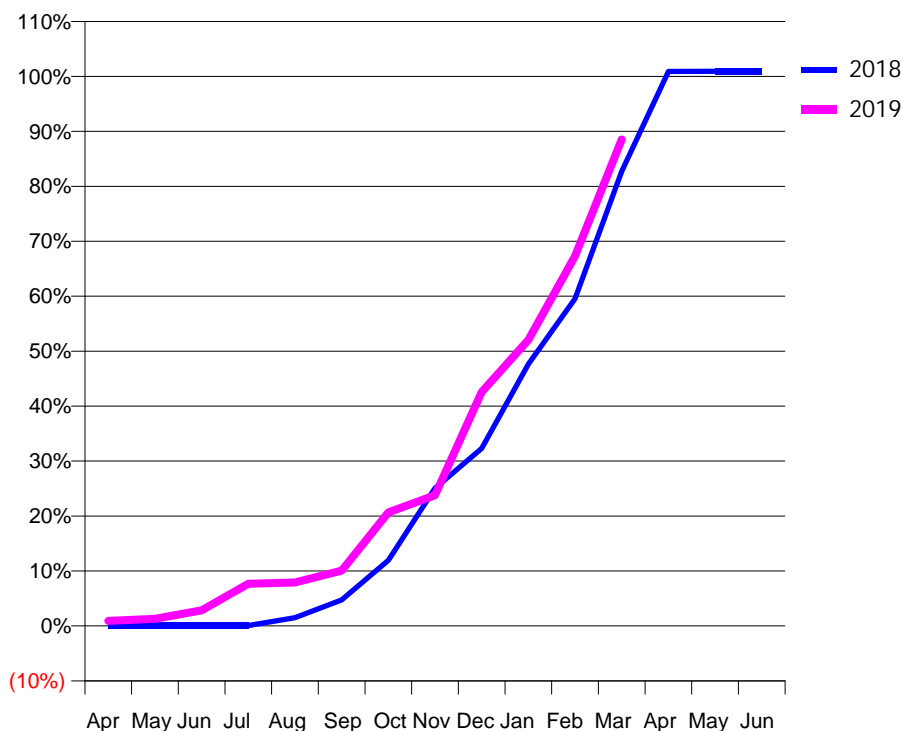
### Q49 - Vital Signs Orthodontic At a Glance Contract Report for 191639/0001 - March 2019

Name or company name	Osborne Orthodontics Ltd	18/19 Contracted general activity (UDA)	0
Contract type name	PDS Contract	Carry forward general activity (UDA)	0
Purpose of contract	Orthodontic	18/19 Contracted orthodontic activity (UOA)	5,411
Contract start date	01/01/2013	Carry forward orthodontic activity (UOA)	-49
Contract end date	30/06/2020	Baseline contract value	£316,197.39

ACCESS	Contract	England and Wales
24 month ratio of assessments to patient IDs	1.03	1.08

ACTIVITY	Contract
Contract assess and fit appliances (case starts) as a percentage of Area Team case starts	4.6 %

Cumulative percentage of contracted UOA delivered 2018 & 2019



Month	Adjusted Scheduled Activity (UOA)		
	2017	2018	2019
April	0	5	49
May	0	5	70
June	385	5	154
July	962	5	415
August	1,069	82	429
September	1,069	257	544
October	1,190	647	1,118
November	1,936	1,356	1,288
December	2,301	1,748	2,304
January	3,006	2,580	2,817
February	3,645	3,221	3,641
March	4,295	4,476	4,790
April	4,890	5,459	
May	5,017	5,460	
June	5,080	5,460	

#### QUANTITY METRICS (rolling 12 month period)

	Contract Quantity	Contract Base Number	Contract *	Area Team	Region	England
% of all assessments that were assess and fit appliances (case starts)	276	411	67.2%	48.1%	63.0%	59.2%
% of all assessments that were assess and refuse	76	411	18.5%	12.8%	11.1%	12.0%
% of all assessments that were assess and review	59	411	14.4%	39.1%	25.8%	28.8%
% of case starts with a reported IOTN of 3 and Aesthetic Component of 5 or below	0	276	N/A	0.1%	0.1%	0.1%
% of case starts with a reported IOTN of 3 and Aesthetic Component of 6 or above	4	276	1.4%	3.0%	3.7%	3.9%
% of case starts with a reported IOTN of 4	244	276	88.4%	81.4%	79.2%	77.6%
% of case starts with a reported IOTN of 5	23	276	8.3%	14.7%	16.4%	16.7 %
% of concluded courses in receipt of dual-arch fixed appliances	159	241	66.0%	74.0%	75.4%	72.9%
% of concluded courses where treatment was abandoned or discontinued	45	241	18.7%	8.2%	8.8%	8.7%
% of patients satisfied with the treatment they have received	0	0	N/A	97.9%	96.4%	95.7%

\* Figures in italics indicate that the base number is less than 100.

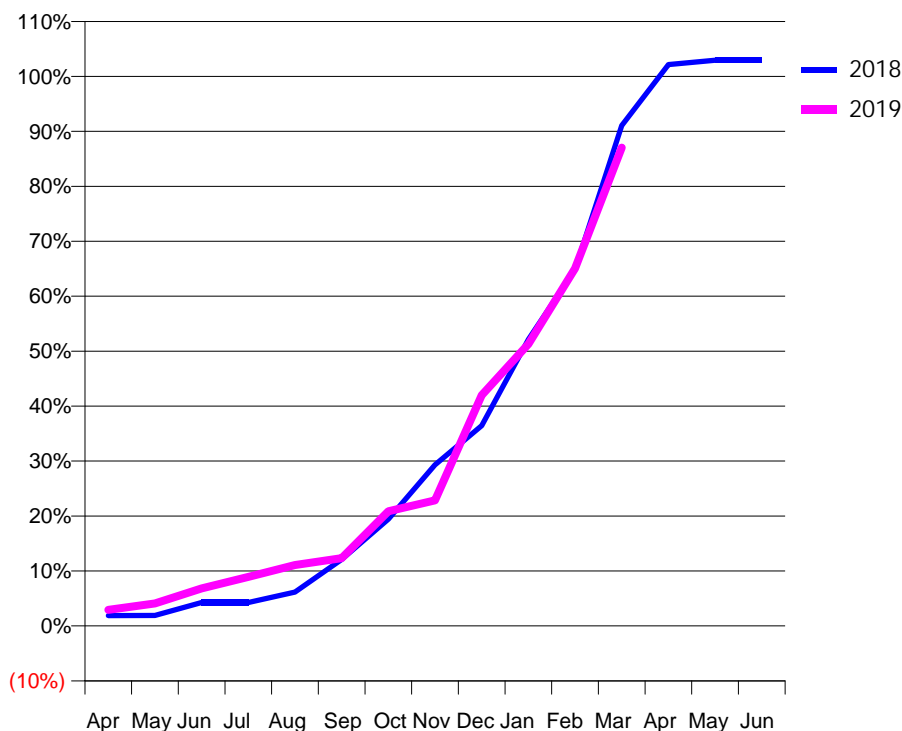
### Q49 - Vital Signs Orthodontic At a Glance Contract Report for 191639/0002 - March 2019

Name or company name	Osborne Orthodontics Ltd	18/19 Contracted general activity (UDA)	0
Contract type name	PDS Contract	Carry forward general activity (UDA)	0
Purpose of contract	Orthodontic	18/19 Contracted orthodontic activity (UOA)	5,411
Contract start date	01/01/2013	Carry forward orthodontic activity (UOA)	-158
Contract end date	30/06/2020	Baseline contract value	£316,197.39

ACCESS	Contract	England and Wales
24 month ratio of assessments to patient IDs	1.04	1.08

ACTIVITY	Contract
Contract assess and fit appliances (case starts) as a percentage of Area Team case starts	4.4 %

Cumulative percentage of contracted UOA delivered 2018 & 2019



Month	Adjusted Scheduled Activity (UOA)		
	2017	2018	2019
April	90	102	158
May	90	103	221
June	560	232	370
July	1,039	232	484
August	1,318	334	600
September	1,318	654	668
October	1,463	1,052	1,128
November	2,001	1,587	1,236
December	2,212	1,973	2,271
January	2,711	2,821	2,777
February	3,343	3,509	3,520
March	4,236	4,926	4,709
April	5,215	5,527	
May	5,786	5,569	
June	5,849	5,569	

#### QUANTITY METRICS (rolling 12 month period)

	Contract Quantity	Contract Base Number	Contract *	Area Team	Region	England
% of all assessments that were assess and fit appliances (case starts)	262	351	74.6%	48.1%	63.0%	59.2%
% of all assessments that were assess and refuse	46	351	13.1%	12.8%	11.1%	12.0%
% of all assessments that were assess and review	43	351	12.3%	39.1%	25.8%	28.8%
% of case starts with a reported IOTN of 3 and Aesthetic Component of 5 or below	1	262	0.4%	0.1%	0.1%	0.1%
% of case starts with a reported IOTN of 3 and Aesthetic Component of 6 or above	7	262	2.7%	3.0%	3.7%	3.9%
% of case starts with a reported IOTN of 4	228	262	87.0%	81.4%	79.2%	77.6%
% of case starts with a reported IOTN of 5	20	262	7.6%	14.7%	16.4%	16.7 %
% of concluded courses in receipt of dual-arch fixed appliances	158	211	74.9%	74.0%	75.4%	72.9%
% of concluded courses where treatment was abandoned or discontinued	27	211	12.8%	8.2%	8.8%	8.7%
% of patients satisfied with the treatment they have received	4	4	100.0%	97.9%	96.4%	95.7%

\* Figures in italics indicate that the base number is less than 100.

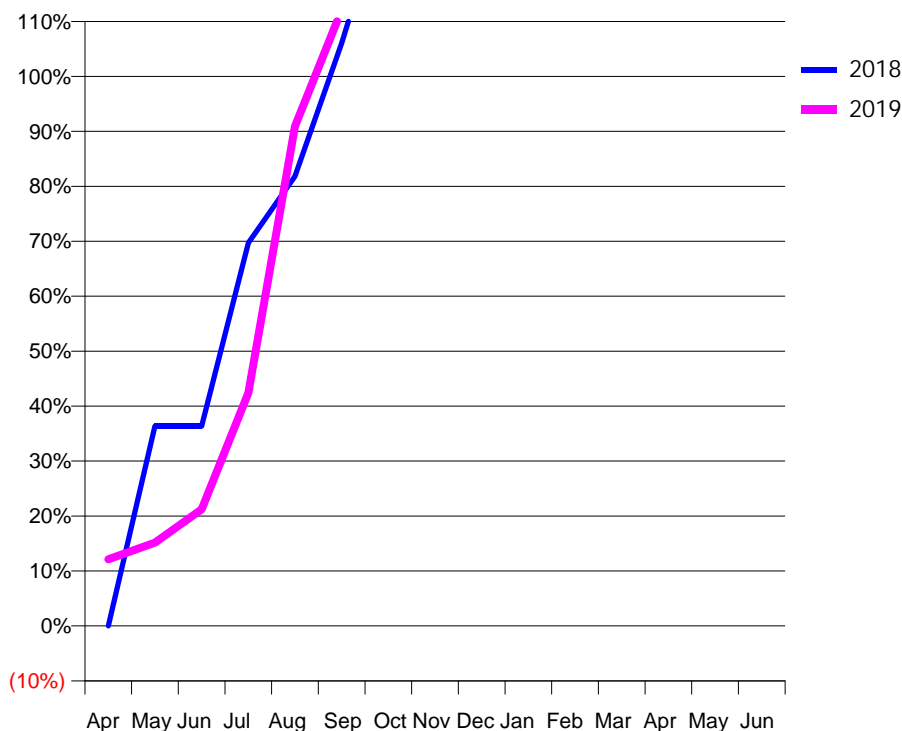
### Q49 - Vital Signs Orthodontic At a Glance Contract Report for 214922/0001 - March 2019

Name or company name	MISS AL DAVIDSON	18/19 Contracted general activity (UDA)	650
Contract type name	GDS Contract	Carry forward general activity (UDA)	0
Purpose of contract	General and Orthodontic	18/19 Contracted orthodontic activity (UOA)	33
Contract start date	01/04/2006	Carry forward orthodontic activity (UOA)	0
Contract end date		Baseline contract value	£21,833.62

ACCESS	Contract	England and Wales
24 month ratio of assessments to patient IDs	1.54	1.08

ACTIVITY	Contract
Contract assess and fit appliances (case starts) as a percentage of Area Team case starts	0.0 %

Cumulative percentage of contracted UOA delivered 2018 & 2019



Month	Adjusted Scheduled Activity (UOA)		
	2017	2018	2019
April	2	0	4
May	20	12	5
June	31	12	7
July	45	23	14
August	57	27	30
September	65	35	37
October	75	44	48
November	98	45	53
December	102	51	62
January	110	59	72
February	135	72	79
March	136	75	89
April	140	76	
May	140	76	
June	140	76	

#### QUANTITY METRICS (rolling 12 month period)

	Contract Quantity	Contract Base Number	Contract *	Area Team	Region	England
% of all assessments that were assess and fit appliances (case starts)	0	90	0.0%	48.1%	63.0%	59.2%
% of all assessments that were assess and refuse	0	90	0.0%	12.8%	11.1%	12.0%
% of all assessments that were assess and review	90	90	100.0%	39.1%	25.8%	28.8%
% of case starts with a reported IOTN of 3 and Aesthetic Component of 5 or below	0	0	N/A	0.1%	0.1%	0.1%
% of case starts with a reported IOTN of 3 and Aesthetic Component of 6 or above	0	0	N/A	3.0%	3.7%	3.9%
% of case starts with a reported IOTN of 4	0	0	N/A	81.4%	79.2%	77.6%
% of case starts with a reported IOTN of 5	0	0	N/A	14.7%	16.4%	16.7 %
% of concluded courses in receipt of dual-arch fixed appliances	0	0	N/A	74.0%	75.4%	72.9%
% of concluded courses where treatment was abandoned or discontinued	0	0	N/A	8.2%	8.8%	8.7%
% of patients satisfied with the treatment they have received	0	0	N/A	97.9%	96.4%	95.7%

\* Figures in italics indicate that the base number is less than 100.



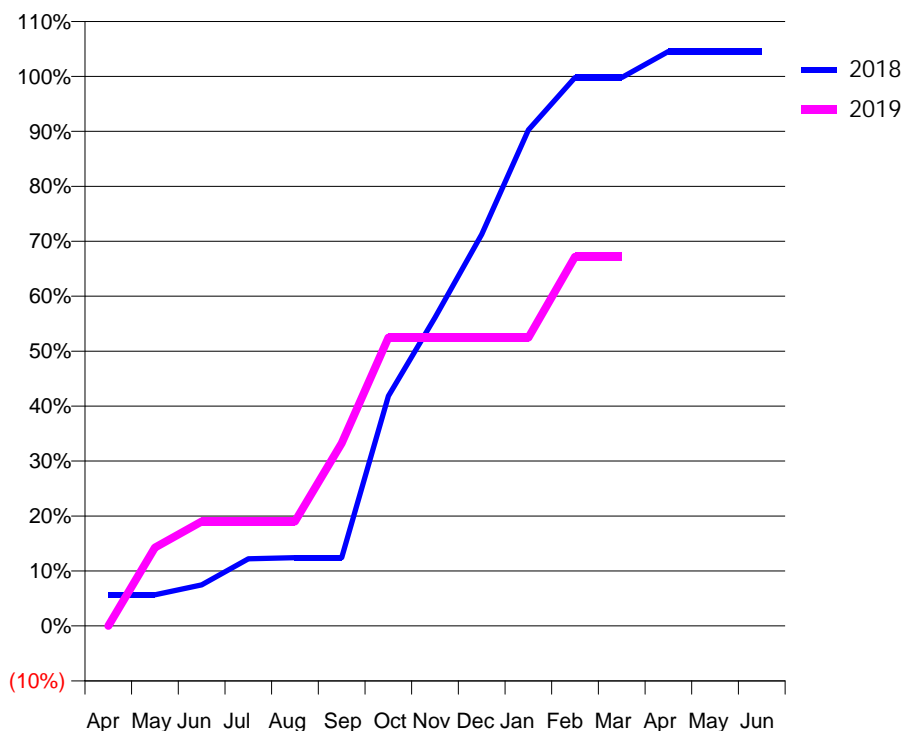
### Q49 - Vital Signs Orthodontic At a Glance Contract Report for 215031/0001 - March 2019

Name or company name	MR RJ GOVAN	18/19 Contracted general activity (UDA)	1,100
Contract type name	GDS Contract	Carry forward general activity (UDA)	0
Purpose of contract	General and Orthodontic	18/19 Contracted orthodontic activity (UOA)	442
Contract start date	01/04/2006	Carry forward orthodontic activity (UOA)	0
Contract end date		Baseline contract value	£48,162.69

ACCESS	Contract	England and Wales
24 month ratio of assessments to patient IDs	1.00	1.08

ACTIVITY	Contract
Contract assess and fit appliances (case starts) as a percentage of Area Team case starts	0.2 %

Cumulative percentage of contracted UOA delivered 2018 & 2019



Month	Adjusted Scheduled Activity (UOA)		
	2017	2018	2019
April	15	25	0
May	19	25	63
June	19	33	84
July	125	54	84
August	125	55	84
September	125	55	147
October	297	185	232
November	361	248	232
December	403	315	232
January	403	399	232
February	425	441	297
March	446	441	297
April	467	462	
May	467	462	
June	467	462	

#### QUANTITY METRICS (rolling 12 month period)

	Contract Quantity	Contract Base Number	Contract *	Area Team	Region	England
% of all assessments that were assess and fit appliances (case starts)	15	18	83.3%	48.1%	63.0%	59.2%
% of all assessments that were assess and refuse	2	18	11.1%	12.8%	11.1%	12.0%
% of all assessments that were assess and review	1	18	5.6%	39.1%	25.8%	28.8%
% of case starts with a reported IOTN of 3 and Aesthetic Component of 5 or below	0	15	N/A	0.1%	0.1%	0.1%
% of case starts with a reported IOTN of 3 and Aesthetic Component of 6 or above	0	15	N/A	3.0%	3.7%	3.9%
% of case starts with a reported IOTN of 4	14	15	93.3%	81.4%	79.2%	77.6%
% of case starts with a reported IOTN of 5	1	15	6.7%	14.7%	16.4%	16.7%
% of concluded courses in receipt of dual-arch fixed appliances	9	18	50.0%	74.0%	75.4%	72.9%
% of concluded courses where treatment was abandoned or discontinued	2	18	11.1%	8.2%	8.8%	8.7%
% of patients satisfied with the treatment they have received	0	0	N/A	97.9%	96.4%	95.7%

\* Figures in italics indicate that the base number is less than 100.

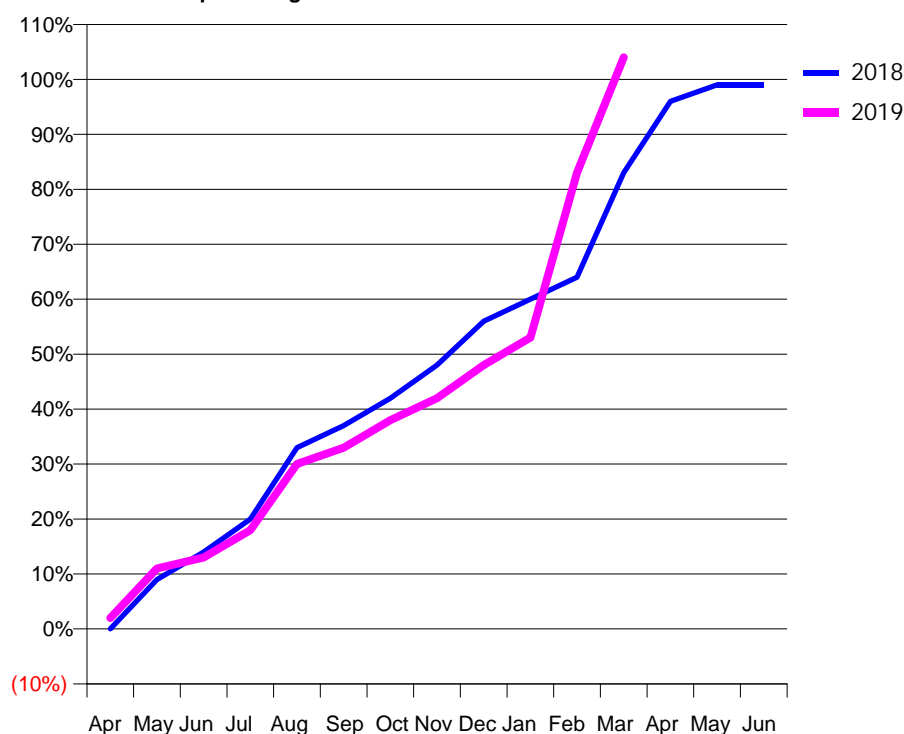
### Q49 - Vital Signs Orthodontic At a Glance Contract Report for 219576/0001 - March 2019

Name or company name	MR DJ WHITE	18/19 Contracted general activity (UDA)	28,704
Contract type name	GDS Contract	Carry forward general activity (UDA)	0
Purpose of contract	General and Orthodontic	18/19 Contracted orthodontic activity (UOA)	100
Contract start date	01/04/2006	Carry forward orthodontic activity (UOA)	0
Contract end date		Baseline contract value	£783,626.05

ACCESS	Contract	England and Wales
24 month ratio of assessments to patient IDs	1.02	1.08

ACTIVITY	Contract
Contract assess and fit appliances (case starts) as a percentage of Area Team case starts	0.0 %

Cumulative percentage of contracted UOA delivered 2018 & 2019



Month	Adjusted Scheduled Activity (UOA)		
	2017	2018	2019
April	2	-0	2
May	39	9	11
June	45	14	13
July	45	20	18
August	52	33	30
September	53	37	33
October	58	42	38
November	66	48	42
December	70	56	48
January	74	60	53
February	79	64	83
March	91	83	104
April	93	96	
May	98	99	
June	98	99	

#### QUANTITY METRICS (rolling 12 month period)

	Contract Quantity	Contract Base Number	Contract *	Area Team	Region	England
% of all assessments that were assess and fit appliances (case starts)	2	80	2.5%	48.1%	63.0%	59.2%
% of all assessments that were assess and refuse	0	80	0.0%	12.8%	11.1%	12.0%
% of all assessments that were assess and review	78	80	97.5%	39.1%	25.8%	28.8%
% of case starts with a reported IOTN of 3 and Aesthetic Component of 5 or below	0	2	N/A	0.1%	0.1%	0.1%
% of case starts with a reported IOTN of 3 and Aesthetic Component of 6 or above	0	2	N/A	3.0%	3.7%	3.9%
% of case starts with a reported IOTN of 4	1	2	50.0%	81.4%	79.2%	77.6%
% of case starts with a reported IOTN of 5	0	2	N/A	14.7%	16.4%	16.7%
% of concluded courses in receipt of dual-arch fixed appliances	0	0	N/A	74.0%	75.4%	72.9%
% of concluded courses where treatment was abandoned or discontinued	0	0	N/A	8.2%	8.8%	8.7%
% of patients satisfied with the treatment they have received	0	0	N/A	97.9%	96.4%	95.7%

\* Figures in italics indicate that the base number is less than 100.

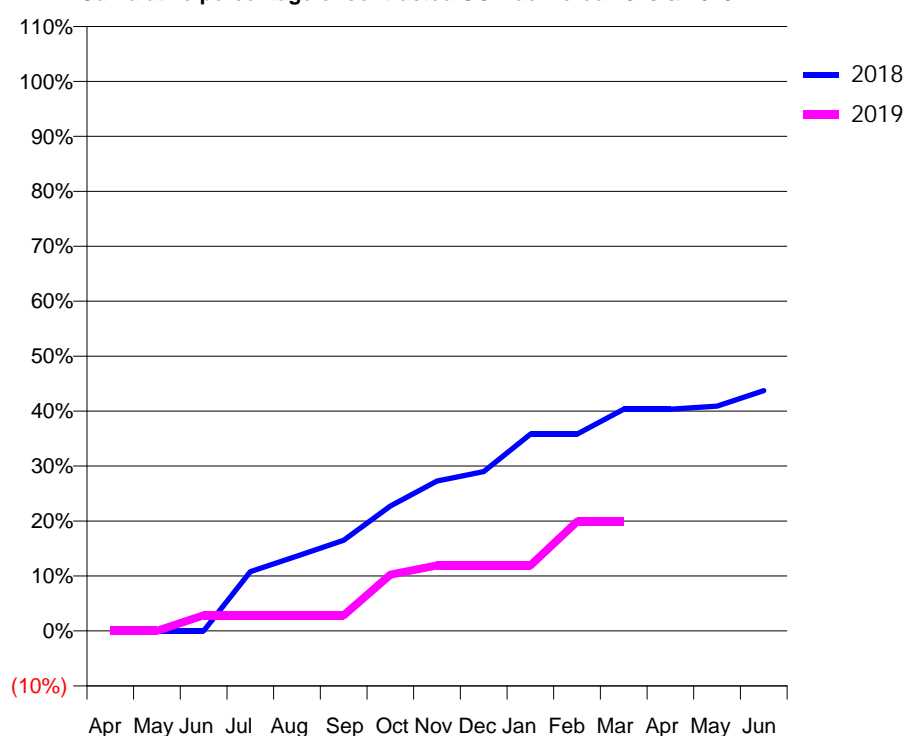
### Q49 - Vital Signs Orthodontic At a Glance Contract Report for 245380/0001 - March 2019

Name or company name	MR JI SPEDDING	18/19 Contracted general activity (UDA)	3,500
Contract type name	GDS Contract	Carry forward general activity (UDA)	0
Purpose of contract	General and Orthodontic	18/19 Contracted orthodontic activity (UOA)	176
Contract start date	01/04/2006	Carry forward orthodontic activity (UOA)	0
Contract end date		Baseline contract value	£89,505.41

ACCESS	Contract	England and Wales
24 month ratio of assessments to patient IDs	1.37	1.08

ACTIVITY	Contract
Contract assess and fit appliances (case starts) as a percentage of Area Team case starts	0.0 %

Cumulative percentage of contracted UOA delivered 2018 & 2019



Month	Adjusted Scheduled Activity (UOA)		
	2017	2018	2019
April	0	0	0
May	12	0	0
June	29	0	5
July	55	19	5
August	69	24	5
September	81	29	5
October	97	40	18
November	104	48	21
December	135	51	21
January	136	63	21
February	176	63	35
March	181	71	35
April	181	71	
May	181	72	
June	181	77	

#### QUANTITY METRICS (rolling 12 month period)

	Contract Quantity	Contract Base Number	Contract *	Area Team	Region	England
% of all assessments that were assess and fit appliances (case starts)	0	44	0.0%	48.1%	63.0%	59.2%
% of all assessments that were assess and refuse	0	44	0.0%	12.8%	11.1%	12.0%
% of all assessments that were assess and review	44	44	100.0%	39.1%	25.8%	28.8%
% of case starts with a reported IOTN of 3 and Aesthetic Component of 5 or below	0	0	N/A	0.1%	0.1%	0.1%
% of case starts with a reported IOTN of 3 and Aesthetic Component of 6 or above	0	0	N/A	3.0%	3.7%	3.9%
% of case starts with a reported IOTN of 4	0	0	N/A	81.4%	79.2%	77.6%
% of case starts with a reported IOTN of 5	0	0	N/A	14.7%	16.4%	16.7 %
% of concluded courses in receipt of dual-arch fixed appliances	0	0	N/A	74.0%	75.4%	72.9%
% of concluded courses where treatment was abandoned or discontinued	0	0	N/A	8.2%	8.8%	8.7%
% of patients satisfied with the treatment they have received	0	0	N/A	97.9%	96.4%	95.7%

\* Figures in italics indicate that the base number is less than 100.

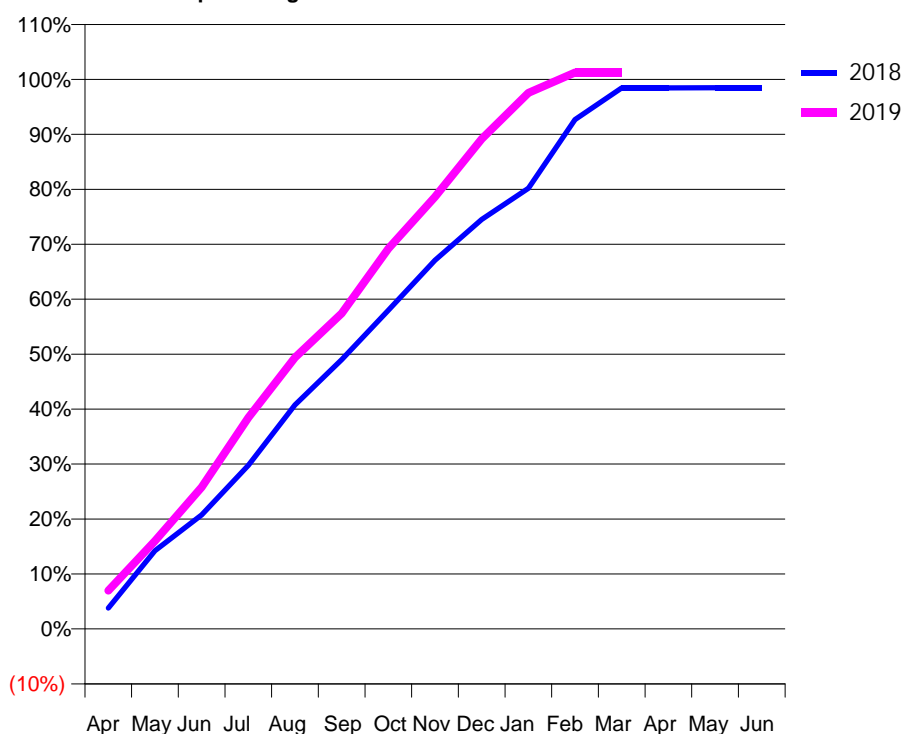
### Q49 - Vital Signs Orthodontic At a Glance Contract Report for 253677/0001 - March 2019

Name or company name	MR CD RUSHFORTH	18/19 Contracted general activity (UDA)	0
Contract type name	PDS Contract	Carry forward general activity (UDA)	0
Purpose of contract	Orthodontic	18/19 Contracted orthodontic activity (UOA)	21,746
Contract start date	01/04/2006	Carry forward orthodontic activity (UOA)	334
Contract end date	01/09/2020	Baseline contract value	£1,378,578.06

ACCESS	Contract	England and Wales
24 month ratio of assessments to patient IDs	1.51	1.08

ACTIVITY	Contract
Contract assess and fit appliances (case starts) as a percentage of Area Team case starts	17.1 %

Cumulative percentage of contracted UOA delivered 2018 & 2019



Month	Adjusted Scheduled Activity (UOA)		
	2017	2018	2019
April	577	827	1,515
May	1,899	3,096	3,481
June	3,097	4,512	5,606
July	4,389	6,478	8,364
August	5,514	8,865	10,738
September	7,071	10,659	12,484
October	9,176	12,612	15,051
November	11,306	14,587	17,097
December	13,273	16,205	19,388
January	14,919	17,439	21,213
February	17,609	20,158	22,020
March	20,668	21,407	22,020
April	22,375	21,407	
May	22,396	21,410	
June	22,396	21,412	

### QUANTITY METRICS (rolling 12 month period)

	Contract Quantity	Contract Base Number	Contract *	Area Team	Region	England
% of all assessments that were assess and fit appliances (case starts)	1,032	2,405	42.9%	48.1%	63.0%	59.2%
% of all assessments that were assess and refuse	198	2,405	8.2%	12.8%	11.1%	12.0%
% of all assessments that were assess and review	1,175	2,405	48.9%	39.1%	25.8%	28.8%
% of case starts with a reported IOTN of 3 and Aesthetic Component of 5 or below	2	1,032	0.2%	0.1%	0.1%	0.1%
% of case starts with a reported IOTN of 3 and Aesthetic Component of 6 or above	19	1,032	1.8%	3.0%	3.7%	3.9%
% of case starts with a reported IOTN of 4	754	1,032	73.1%	81.4%	79.2%	77.6%
% of case starts with a reported IOTN of 5	256	1,032	24.8%	14.7%	16.4%	16.7%
% of concluded courses in receipt of dual-arch fixed appliances	785	909	86.4%	74.0%	75.4%	72.9%
% of concluded courses where treatment was abandoned or discontinued	76	909	8.4%	8.2%	8.8%	8.7%
% of patients satisfied with the treatment they have received	18	18	100.0%	97.9%	96.4%	95.7%

\* Figures in italics indicate that the base number is less than 100.

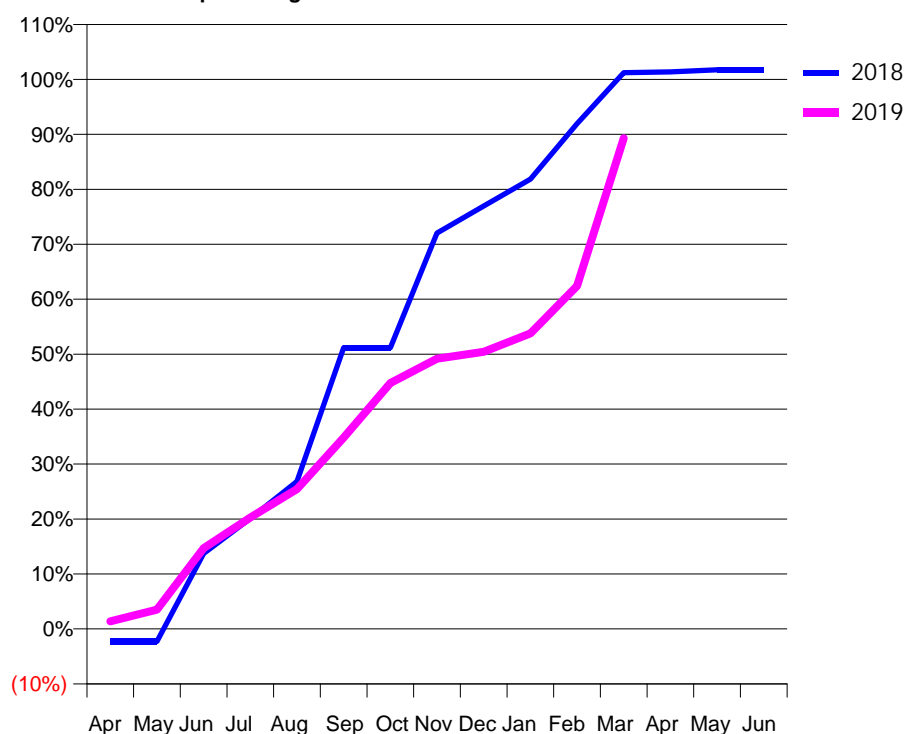
### Q49 - Vital Signs Orthodontic At a Glance Contract Report for 270601/0002 - March 2019

Name or company name	MR UM QURESHI	18/19 Contracted general activity (UDA)	0
Contract type name	PDS Contract	Carry forward general activity (UDA)	0
Purpose of contract	Orthodontic	18/19 Contracted orthodontic activity (UOA)	6,951
Contract start date	01/11/2010	Carry forward orthodontic activity (UOA)	-97
Contract end date	30/06/2020	Baseline contract value	£476,304.35

ACCESS	Contract	England and Wales
24 month ratio of assessments to patient IDs	1.22	1.08

ACTIVITY	Contract
Contract assess and fit appliances (case starts) as a percentage of Area Team case starts	4.4 %

Cumulative percentage of contracted UOA delivered 2018 & 2019



Month	Adjusted Scheduled Activity (UOA)		
	2017	2018	2019
April	-309	-125	97
May	-201	-125	243
June	115	739	1,021
July	202	1,081	1,409
August	541	1,443	1,769
September	1,232	2,752	2,420
October	1,666	2,752	3,111
November	2,226	3,873	3,419
December	2,805	4,138	3,504
January	2,938	4,400	3,737
February	3,361	4,942	4,338
March	4,335	5,441	6,209
April	4,699	5,448	
May	4,699	5,469	
June	5,251	5,469	

#### QUANTITY METRICS (rolling 12 month period)

	Contract Quantity	Contract Base Number	Contract *	Area Team	Region	England
% of all assessments that were assess and fit appliances (case starts)	262	919	28.5%	48.1%	63.0%	59.2%
% of all assessments that were assess and refuse	93	919	10.1%	12.8%	11.1%	12.0%
% of all assessments that were assess and review	564	919	61.4%	39.1%	25.8%	28.8%
% of case starts with a reported IOTN of 3 and Aesthetic Component of 5 or below	0	262	N/A	0.1%	0.1%	0.1%
% of case starts with a reported IOTN of 3 and Aesthetic Component of 6 or above	0	262	N/A	3.0%	3.7%	3.9%
% of case starts with a reported IOTN of 4	233	262	88.9%	81.4%	79.2%	77.6%
% of case starts with a reported IOTN of 5	23	262	8.8%	14.7%	16.4%	16.7 %
% of concluded courses in receipt of dual-arch fixed appliances	394	423	93.1%	74.0%	75.4%	72.9%
% of concluded courses where treatment was abandoned or discontinued	4	423	0.9%	8.2%	8.8%	8.7%
% of patients satisfied with the treatment they have received	4	4	100.0%	97.9%	96.4%	95.7%

\* Figures in italics indicate that the base number is less than 100.

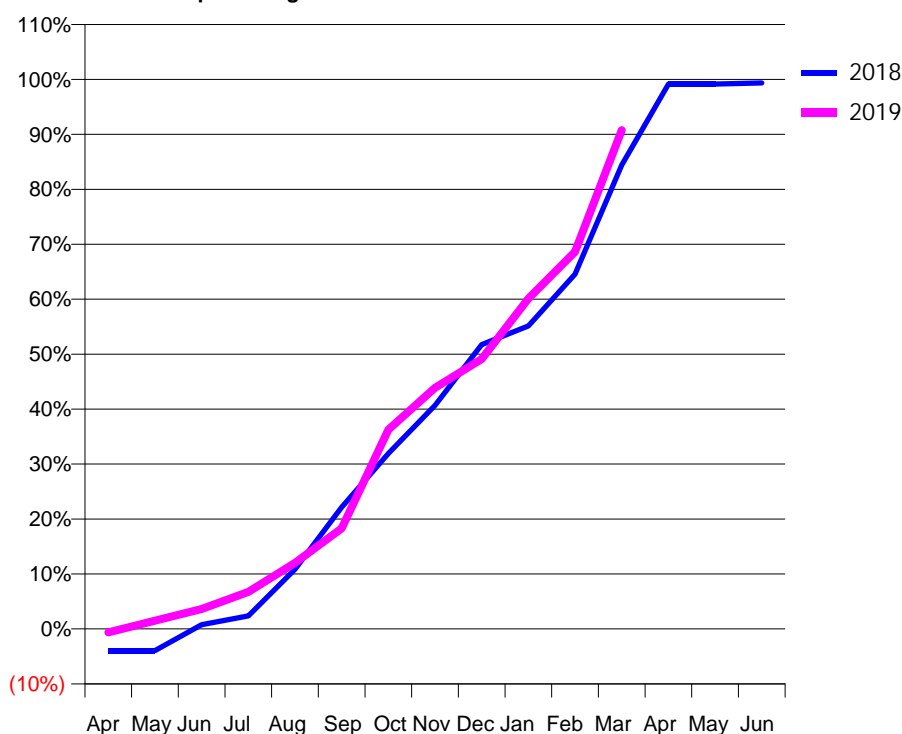
### Q49 - Vital Signs Orthodontic At a Glance Contract Report for 270601/0003 - March 2019

Name or company name	MR UM QURESHI	18/19 Contracted general activity (UDA)	0
Contract type name	PDS Contract	Carry forward general activity (UDA)	0
Purpose of contract	Orthodontic	18/19 Contracted orthodontic activity (UOA)	10,753
Contract start date	01/12/2010	Carry forward orthodontic activity (UOA)	70
Contract end date	30/06/2020	Baseline contract value	£734,558.06

ACCESS	Contract	England and Wales
24 month ratio of assessments to patient IDs	1.45	1.08

ACTIVITY	Contract
Contract assess and fit appliances (case starts) as a percentage of Area Team case starts	8.6 %

Cumulative percentage of contracted UOA delivered 2018 & 2019



Month	Adjusted Scheduled Activity (UOA)		
	2017	2018	2019
April	-397	-427	-70
May	16	-427	161
June	620	81	390
July	780	257	728
August	1,128	1,169	1,292
September	1,994	2,380	1,968
October	2,412	3,432	3,900
November	2,773	4,374	4,717
December	4,428	5,561	5,284
January	4,828	5,931	6,466
February	5,701	6,940	7,381
March	7,503	9,076	9,761
April	8,979	10,662	
May	8,979	10,662	
June	10,322	10,683	

#### QUANTITY METRICS (rolling 12 month period)

	Contract Quantity	Contract Base Number	Contract *	Area Team	Region	England
% of all assessments that were assess and fit appliances (case starts)	518	1,112	46.6%	48.1%	63.0%	59.2%
% of all assessments that were assess and refuse	72	1,112	6.5%	12.8%	11.1%	12.0%
% of all assessments that were assess and review	522	1,112	46.9%	39.1%	25.8%	28.8%
% of case starts with a reported IOTN of 3 and Aesthetic Component of 5 or below	0	518	N/A	0.1%	0.1%	0.1%
% of case starts with a reported IOTN of 3 and Aesthetic Component of 6 or above	18	518	3.5%	3.0%	3.7%	3.9%
% of case starts with a reported IOTN of 4	427	518	82.4%	81.4%	79.2%	77.6%
% of case starts with a reported IOTN of 5	65	518	12.5%	14.7%	16.4%	16.7%
% of concluded courses in receipt of dual-arch fixed appliances	424	439	96.6%	74.0%	75.4%	72.9%
% of concluded courses where treatment was abandoned or discontinued	3	439	0.7%	8.2%	8.8%	8.7%
% of patients satisfied with the treatment they have received	6	6	100.0%	97.9%	96.4%	95.7%

\* Figures in italics indicate that the base number is less than 100.

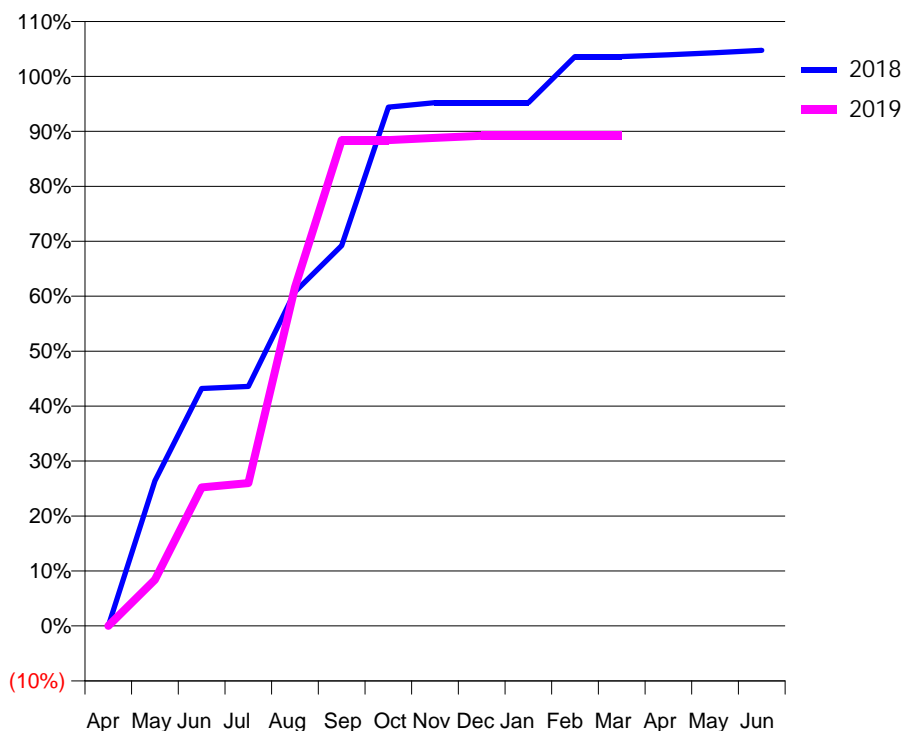
### Q49 - Vital Signs Orthodontic At a Glance Contract Report for 329711/0001 - March 2019

Name or company name	MR S NEPALI	18/19 Contracted general activity (UDA)	9,100
Contract type name	GDS Contract	Carry forward general activity (UDA)	0
Purpose of contract	General and Orthodontic	18/19 Contracted orthodontic activity (UOA)	250
Contract start date	01/04/2006	Carry forward orthodontic activity (UOA)	0
Contract end date		Baseline contract value	£235,440.04

ACCESS	Contract	England and Wales
24 month ratio of assessments to patient IDs	1.32	1.08

ACTIVITY	Contract
Contract assess and fit appliances (case starts) as a percentage of Area Team case starts	0.2 %

Cumulative percentage of contracted UOA delivered 2018 & 2019



Month	Adjusted Scheduled Activity (UOA)		
	2017	2018	2019
April	63	0	0
May	148	66	21
June	170	108	63
July	238	109	65
August	239	152	154
September	242	173	221
October	246	236	221
November	246	238	222
December	246	238	223
January	246	238	223
February	246	259	223
March	246	259	223
April	246	260	
May	246	261	
June	247	262	

#### QUANTITY METRICS (rolling 12 month period)

	Contract Quantity	Contract Base Number	Contract *	Area Team	Region	England
% of all assessments that were assess and fit appliances (case starts)	10	25	40.0%	48.1%	63.0%	59.2%
% of all assessments that were assess and refuse	1	25	4.0%	12.8%	11.1%	12.0%
% of all assessments that were assess and review	14	25	56.0%	39.1%	25.8%	28.8%
% of case starts with a reported IOTN of 3 and Aesthetic Component of 5 or below	0	10	N/A	0.1%	0.1%	0.1%
% of case starts with a reported IOTN of 3 and Aesthetic Component of 6 or above	1	10	10.0%	3.0%	3.7%	3.9%
% of case starts with a reported IOTN of 4	4	10	40.0%	81.4%	79.2%	77.6%
% of case starts with a reported IOTN of 5	5	10	50.0%	14.7%	16.4%	16.7%
% of concluded courses in receipt of dual-arch fixed appliances	0	0	N/A	74.0%	75.4%	72.9%
% of concluded courses where treatment was abandoned or discontinued	0	0	N/A	8.2%	8.8%	8.7%
% of patients satisfied with the treatment they have received	0	0	N/A	97.9%	96.4%	95.7%

\* Figures in italics indicate that the base number is less than 100.

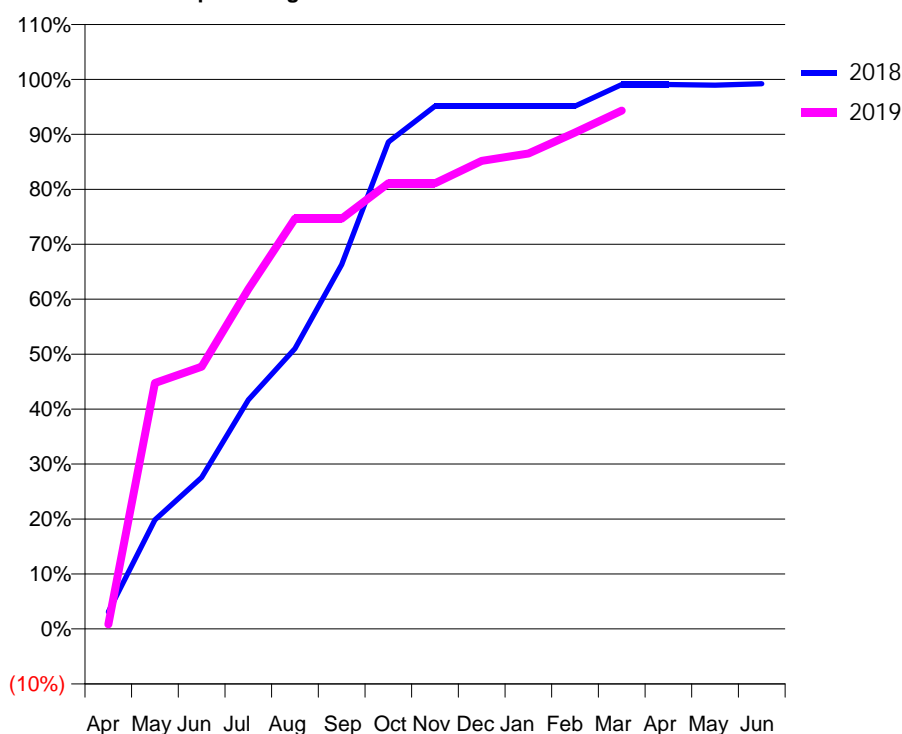
### Q49 - Vital Signs Orthodontic At a Glance Contract Report for 573639/0005 - March 2019

Name or company name	Windmill (Heaton) Orthodontics Ltd	18/19 Contracted general activity (UDA)	0
Contract type name	PDS Contract	Carry forward general activity (UDA)	0
Purpose of contract	Orthodontic	18/19 Contracted orthodontic activity (UOA)	20,610
Contract start date	01/04/2012	Carry forward orthodontic activity (UOA)	-173
Contract end date	30/06/2020	Baseline contract value	£1,162,195.50

ACCESS	Contract	England and Wales
24 month ratio of assessments to patient IDs	1.26	1.08

ACTIVITY	Contract
Contract assess and fit appliances (case starts) as a percentage of Area Team case starts	14.2 %

Cumulative percentage of contracted UOA delivered 2018 & 2019



Month	Adjusted Scheduled Activity (UOA)		
	2017	2018	2019
April	484	525	173
May	1,466	3,363	9,224
June	2,126	4,666	9,833
July	2,680	7,059	12,748
August	3,973	8,629	15,387
September	5,249	11,221	15,387
October	6,391	14,994	16,714
November	8,116	16,101	16,714
December	12,000	16,101	17,552
January	14,271	16,101	17,826
February	16,955	16,101	18,614
March	16,955	16,762	19,438
April	16,976	16,762	
May	17,058	16,744	
June	17,078	16,786	

#### QUANTITY METRICS (rolling 12 month period)

	Contract Quantity	Contract Base Number	Contract *	Area Team	Region	England
% of all assessments that were assess and fit appliances (case starts)	853	2,530	33.7%	48.1%	63.0%	59.2%
% of all assessments that were assess and refuse	416	2,530	16.4%	12.8%	11.1%	12.0%
% of all assessments that were assess and review	1,261	2,530	49.8%	39.1%	25.8%	28.8%
% of case starts with a reported IOTN of 3 and Aesthetic Component of 5 or below	2	853	0.2%	0.1%	0.1%	0.1%
% of case starts with a reported IOTN of 3 and Aesthetic Component of 6 or above	41	853	4.8%	3.0%	3.7%	3.9%
% of case starts with a reported IOTN of 4	664	853	77.8%	81.4%	79.2%	77.6%
% of case starts with a reported IOTN of 5	145	853	17.0%	14.7%	16.4%	16.7 %
% of concluded courses in receipt of dual-arch fixed appliances	424	931	45.5%	74.0%	75.4%	72.9%
% of concluded courses where treatment was abandoned or discontinued	59	931	6.3%	8.2%	8.8%	8.7%
% of patients satisfied with the treatment they have received	13	13	100.0%	97.9%	96.4%	95.7%

\* Figures in italics indicate that the base number is less than 100.



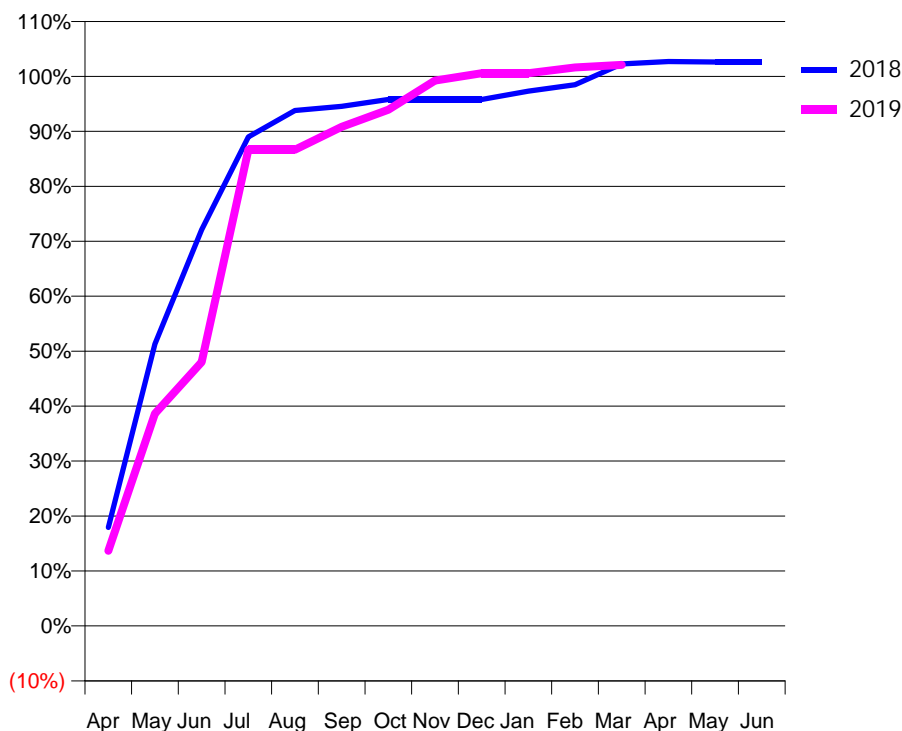
### Q49 - Vital Signs Orthodontic At a Glance Contract Report for 573639/0006 - March 2019

Name or company name	MR SB PABARY	18/19 Contracted general activity (UDA)	0
Contract type name	PDS Contract	Carry forward general activity (UDA)	0
Purpose of contract	Orthodontic	18/19 Contracted orthodontic activity (UOA)	9,464
Contract start date	01/04/2013	Carry forward orthodontic activity (UOA)	-247
Contract end date	30/06/2020	Baseline contract value	£532,589.57

ACCESS	Contract	England and Wales
24 month ratio of assessments to patient IDs	1.05	1.08

ACTIVITY	Contract
Contract assess and fit appliances (case starts) as a percentage of Area Team case starts	7.0 %

Cumulative percentage of contracted UOA delivered 2018 & 2019



Month	Adjusted Scheduled Activity (UOA)		
	2017	2018	2019
April	21	1,697	1,294
May	183	4,854	3,657
June	302	6,821	4,543
July	589	8,420	8,199
August	3,031	8,875	8,199
September	5,347	8,949	8,595
October	7,466	9,065	8,888
November	8,448	9,065	9,393
December	9,350	9,065	9,519
January	9,639	9,208	9,519
February	9,639	9,318	9,618
March	9,639	9,680	9,660
April	9,736	9,718	
May	9,749	9,712	
June	9,748	9,711	

#### QUANTITY METRICS (rolling 12 month period)

	Contract Quantity	Contract Base Number	Contract *	Area Team	Region	England
% of all assessments that were assess and fit appliances (case starts)	421	1,059	39.8%	48.1%	63.0%	59.2%
% of all assessments that were assess and refuse	405	1,059	38.2%	12.8%	11.1%	12.0%
% of all assessments that were assess and review	233	1,059	22.0%	39.1%	25.8%	28.8%
% of case starts with a reported IOTN of 3 and Aesthetic Component of 5 or below	0	421	N/A	0.1%	0.1%	0.1%
% of case starts with a reported IOTN of 3 and Aesthetic Component of 6 or above	34	421	8.1%	3.0%	3.7%	3.9%
% of case starts with a reported IOTN of 4	292	421	69.4%	81.4%	79.2%	77.6%
% of case starts with a reported IOTN of 5	94	421	22.3%	14.7%	16.4%	16.7 %
% of concluded courses in receipt of dual-arch fixed appliances	158	286	55.2%	74.0%	75.4%	72.9%
% of concluded courses where treatment was abandoned or discontinued	49	286	17.1%	8.2%	8.8%	8.7%
% of patients satisfied with the treatment they have received	12	12	100.0%	97.9%	96.4%	95.7%

\* Figures in italics indicate that the base number is less than 100.

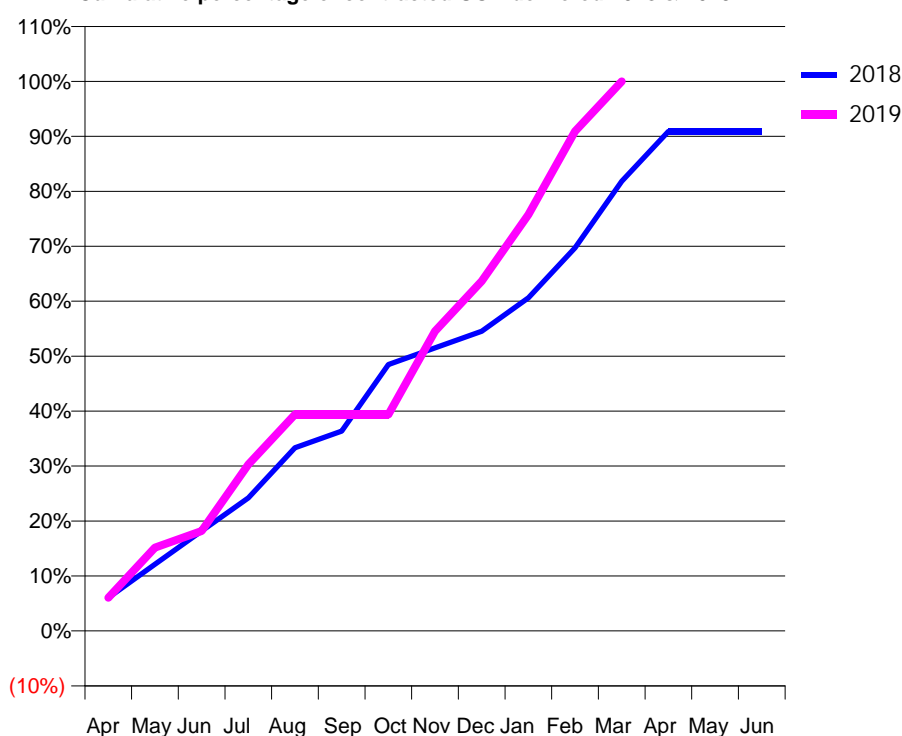
### Q49 - Vital Signs Orthodontic At a Glance Contract Report for 574112/0001 - March 2019

Name or company name	Mr D Hall	18/19 Contracted general activity (UDA)	40,129
Contract type name	GDS Contract	Carry forward general activity (UDA)	1,528
Purpose of contract	General and Orthodontic	18/19 Contracted orthodontic activity (UOA)	33
Contract start date	01/04/2006	Carry forward orthodontic activity (UOA)	0
Contract end date		Baseline contract value	£1,047,109.88

ACCESS	Contract	England and Wales
24 month ratio of assessments to patient IDs	1.02	1.08

ACTIVITY	Contract
Contract assess and fit appliances (case starts) as a percentage of Area Team case starts	0.0 %

Cumulative percentage of contracted UOA delivered 2018 & 2019



Month	Adjusted Scheduled Activity (UOA)		
	2017	2018	2019
April	1	2	2
May	5	4	5
June	6	6	6
July	9	8	10
August	9	11	13
September	12	12	13
October	18	16	13
November	22	17	18
December	24	18	21
January	26	20	25
February	28	23	30
March	30	27	33
April	32	30	
May	32	30	
June	32	30	

#### QUANTITY METRICS (rolling 12 month period)

	Contract Quantity	Contract Base Number	Contract *	Area Team	Region	England
% of all assessments that were assess and fit appliances (case starts)	0	36	0.0%	48.1%	63.0%	59.2%
% of all assessments that were assess and refuse	0	36	0.0%	12.8%	11.1%	12.0%
% of all assessments that were assess and review	36	36	100.0%	39.1%	25.8%	28.8%
% of case starts with a reported IOTN of 3 and Aesthetic Component of 5 or below	0	0	N/A	0.1%	0.1%	0.1%
% of case starts with a reported IOTN of 3 and Aesthetic Component of 6 or above	0	0	N/A	3.0%	3.7%	3.9%
% of case starts with a reported IOTN of 4	0	0	N/A	81.4%	79.2%	77.6%
% of case starts with a reported IOTN of 5	0	0	N/A	14.7%	16.4%	16.7%
% of concluded courses in receipt of dual-arch fixed appliances	0	0	N/A	74.0%	75.4%	72.9%
% of concluded courses where treatment was abandoned or discontinued	0	0	N/A	8.2%	8.8%	8.7%
% of patients satisfied with the treatment they have received	0	0	N/A	97.9%	96.4%	95.7%

\* Figures in italics indicate that the base number is less than 100.

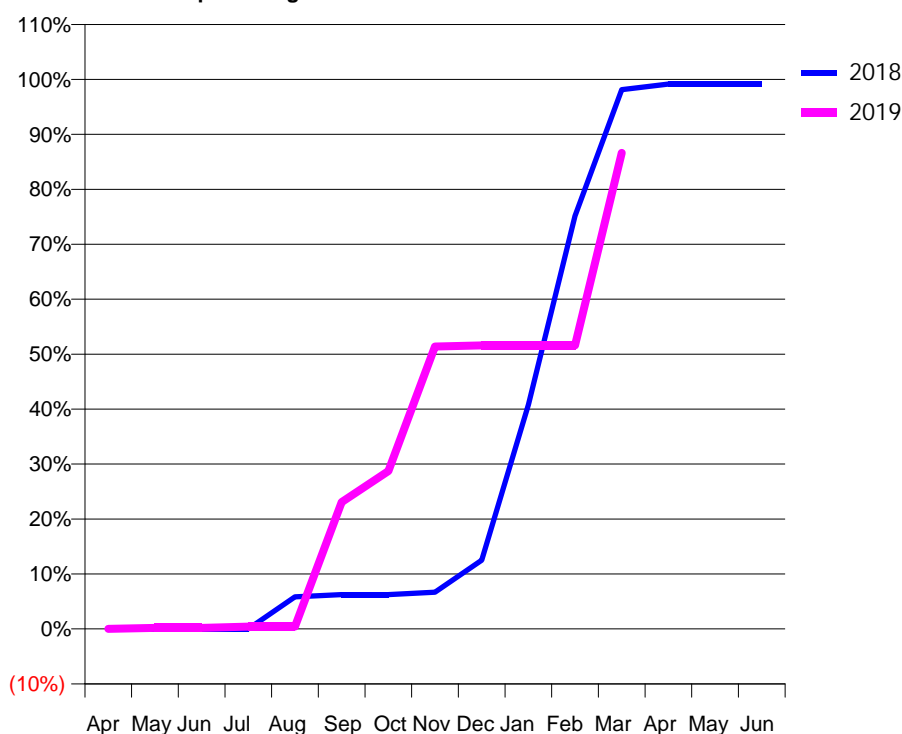
### Q49 - Vital Signs Orthodontic At a Glance Contract Report for 653314/0001 - March 2019

Name or company name	MR JN BUTTERWORTH	18/19 Contracted general activity (UDA)	19,577
Contract type name	GDS Contract	Carry forward general activity (UDA)	0
Purpose of contract	General and Orthodontic	18/19 Contracted orthodontic activity (UOA)	374
Contract start date	01/04/2006	Carry forward orthodontic activity (UOA)	0
Contract end date		Baseline contract value	£480,383.89

ACCESS	Contract	England and Wales
24 month ratio of assessments to patient IDs	1.02	1.08

ACTIVITY	Contract
Contract assess and fit appliances (case starts) as a percentage of Area Team case starts	0.3 %

Cumulative percentage of contracted UOA delivered 2018 & 2019



Month	Adjusted Scheduled Activity (UOA)		
	2017	2018	2019
April	0	0	0
May	0	0	1
June	0	0	1
July	0	0	2
August	0	22	2
September	0	23	86
October	0	23	107
November	190	25	192
December	190	47	193
January	190	153	193
February	232	281	193
March	295	367	324
April	381	371	
May	381	371	
June	381	371	

#### QUANTITY METRICS (rolling 12 month period)

	Contract Quantity	Contract Base Number	Contract *	Area Team	Region	England
% of all assessments that were assess and fit appliances (case starts)	16	22	72.7%	48.1%	63.0%	59.2%
% of all assessments that were assess and refuse	2	22	9.1%	12.8%	11.1%	12.0%
% of all assessments that were assess and review	4	22	18.2%	39.1%	25.8%	28.8%
% of case starts with a reported IOTN of 3 and Aesthetic Component of 5 or below	0	16	<i>N/A</i>	0.1%	0.1%	0.1%
% of case starts with a reported IOTN of 3 and Aesthetic Component of 6 or above	0	16	<i>N/A</i>	3.0%	3.7%	3.9%
% of case starts with a reported IOTN of 4	11	16	68.8%	81.4%	79.2%	77.6%
% of case starts with a reported IOTN of 5	4	16	25.0%	14.7%	16.4%	16.7%
% of concluded courses in receipt of dual-arch fixed appliances	0	0	<i>N/A</i>	74.0%	75.4%	72.9%
% of concluded courses where treatment was abandoned or discontinued	0	0	<i>N/A</i>	8.2%	8.8%	8.7%
% of patients satisfied with the treatment they have received	0	0	<i>N/A</i>	97.9%	96.4%	95.7%

\* Figures in italics indicate that the base number is less than 100.

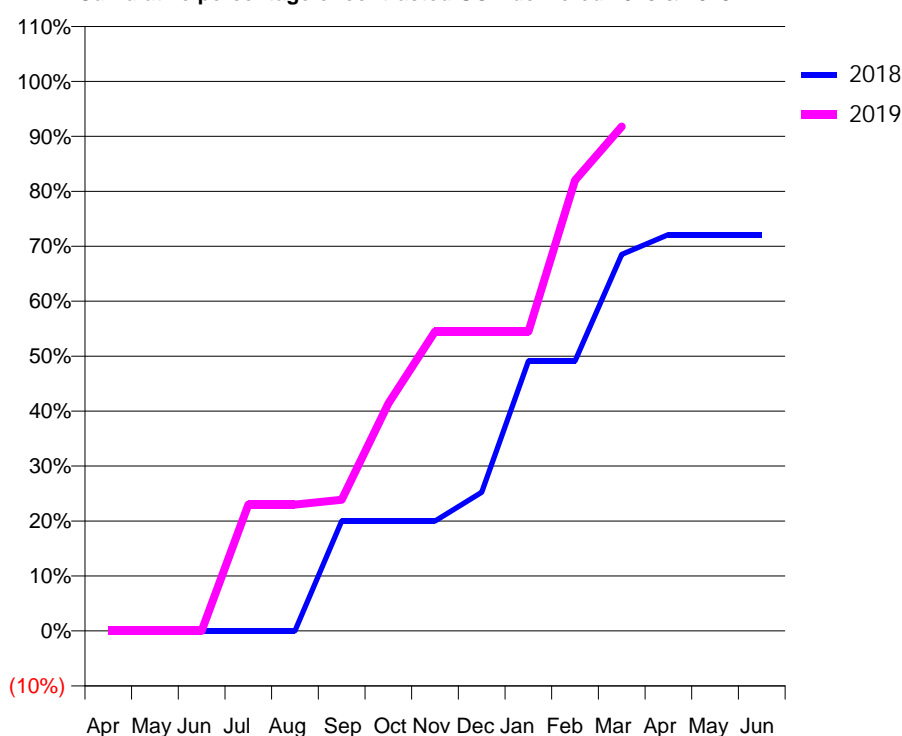
### Q49 - Vital Signs Orthodontic At a Glance Contract Report for 660957/0002 - March 2019

Name or company name	MR CJ BARR	18/19 Contracted general activity (UDA)	200
Contract type name	GDS Contract	Carry forward general activity (UDA)	0
Purpose of contract	General and Orthodontic	18/19 Contracted orthodontic activity (UOA)	2,548
Contract start date	17/03/2012	Carry forward orthodontic activity (UOA)	0
Contract end date		Baseline contract value	£176,560.44

ACCESS	Contract	England and Wales
24 month ratio of assessments to patient IDs	1.53	1.08

ACTIVITY	Contract
Contract assess and fit appliances (case starts) as a percentage of Area Team case starts	1.8 %

Cumulative percentage of contracted UOA delivered 2018 & 2019



Month	Adjusted Scheduled Activity (UOA)		
	2017	2018	2019
April	0	0	0
May	0	0	0
June	0	0	0
July	329	0	586
August	331	0	586
September	407	510	608
October	1,127	510	1,055
November	1,175	510	1,388
December	1,179	643	1,388
January	1,271	1,252	1,388
February	1,930	1,252	2,089
March	2,307	1,746	2,339
April	2,524	1,838	
May	2,524	1,838	
June	2,524	1,838	

#### QUANTITY METRICS (rolling 12 month period)

	Contract Quantity	Contract Base Number	Contract *	Area Team	Region	England
% of all assessments that were assess and fit appliances (case starts)	111	230	48.3%	48.1%	63.0%	59.2%
% of all assessments that were assess and refuse	11	230	4.8%	12.8%	11.1%	12.0%
% of all assessments that were assess and review	108	230	47.0%	39.1%	25.8%	28.8%
% of case starts with a reported IOTN of 3 and Aesthetic Component of 5 or below	0	111	N/A	0.1%	0.1%	0.1%
% of case starts with a reported IOTN of 3 and Aesthetic Component of 6 or above	1	111	0.9%	3.0%	3.7%	3.9%
% of case starts with a reported IOTN of 4	107	111	96.4%	81.4%	79.2%	77.6%
% of case starts with a reported IOTN of 5	3	111	2.7%	14.7%	16.4%	16.7 %
% of concluded courses in receipt of dual-arch fixed appliances	0	1	N/A	74.0%	75.4%	72.9%
% of concluded courses where treatment was abandoned or discontinued	1	1	100.0%	8.2%	8.8%	8.7%
% of patients satisfied with the treatment they have received	0	0	N/A	97.9%	96.4%	95.7%

\* Figures in italics indicate that the base number is less than 100.

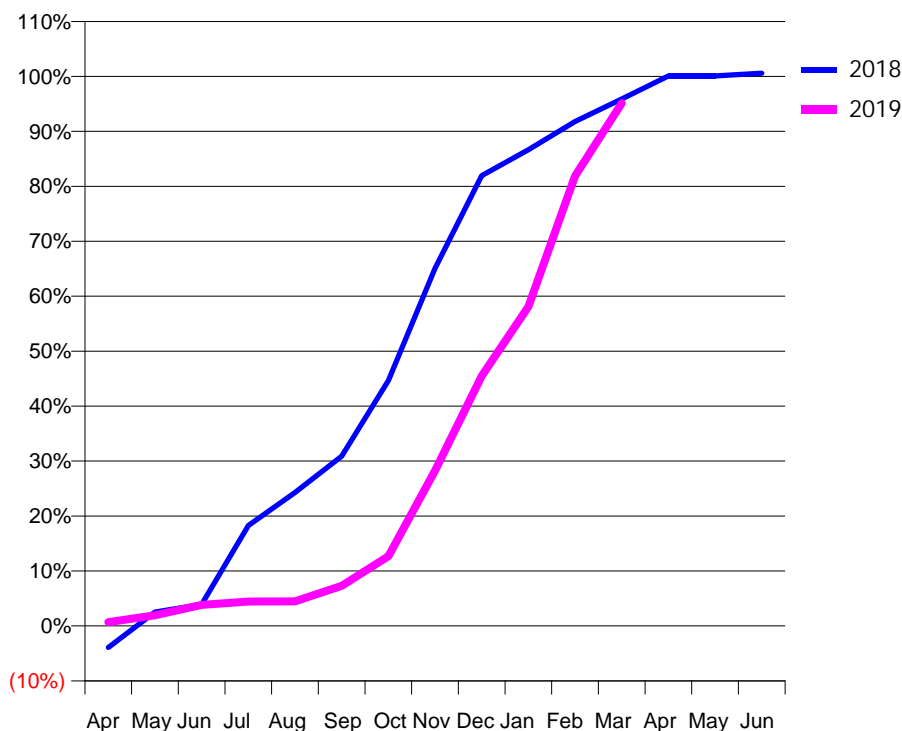
### Q49 - Vital Signs Orthodontic At a Glance Contract Report for 713023/0001 - March 2019

Name or company name	Mr I A Aluko	18/19 Contracted general activity (UDA)	0
Contract type name	PDS Contract	Carry forward general activity (UDA)	0
Purpose of contract	Orthodontic	18/19 Contracted orthodontic activity (UOA)	6,700
Contract start date	01/07/2010	Carry forward orthodontic activity (UOA)	0
Contract end date	31/03/2020	Baseline contract value	£452,614.67

ACCESS	Contract	England and Wales
24 month ratio of assessments to patient IDs	1.02	1.08

ACTIVITY	Contract
Contract assess and fit appliances (case starts) as a percentage of Area Team case starts	5.3 %

Cumulative percentage of contracted UOA delivered 2018 & 2019



Month	Adjusted Scheduled Activity (UOA)		
	2017	2018	2019
April	-209	-181	46
May	302	117	130
June	833	180	256
July	855	841	298
August	1,219	1,117	300
September	1,901	1,420	489
October	2,523	2,055	850
November	2,989	2,992	1,891
December	3,436	3,769	3,047
January	3,817	3,986	3,893
February	4,133	4,221	5,483
March	4,332	4,411	6,372
April	4,419	4,603	
May	4,419	4,603	
June	4,419	4,626	

#### QUANTITY METRICS (rolling 12 month period)

	Contract Quantity	Contract Base Number	Contract *	Area Team	Region	England
% of all assessments that were assess and fit appliances (case starts)	318	352	90.3%	48.1%	63.0%	59.2%
% of all assessments that were assess and refuse	15	352	4.3%	12.8%	11.1%	12.0%
% of all assessments that were assess and review	19	352	5.4%	39.1%	25.8%	28.8%
% of case starts with a reported IOTN of 3 and Aesthetic Component of 5 or below	0	318	N/A	0.1%	0.1%	0.1%
% of case starts with a reported IOTN of 3 and Aesthetic Component of 6 or above	8	318	2.5%	3.0%	3.7%	3.9%
% of case starts with a reported IOTN of 4	274	318	86.2%	81.4%	79.2%	77.6%
% of case starts with a reported IOTN of 5	36	318	11.3%	14.7%	16.4%	16.7 %
% of concluded courses in receipt of dual-arch fixed appliances	74	251	29.5%	74.0%	75.4%	72.9%
% of concluded courses where treatment was abandoned or discontinued	26	251	10.4%	8.2%	8.8%	8.7%
% of patients satisfied with the treatment they have received	3	3	100.0%	97.9%	96.4%	95.7%

\* Figures in italics indicate that the base number is less than 100.

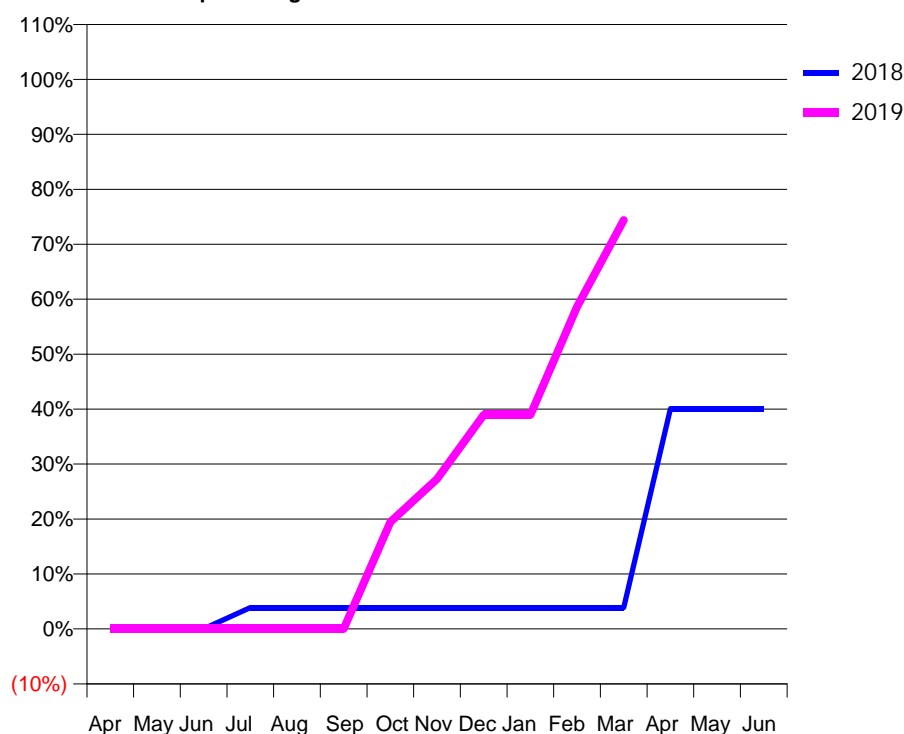
### Q49 - Vital Signs Orthodontic At a Glance Contract Report for 729566/0001 - March 2019

Name or company name	Mr A J Dixon	18/19 Contracted general activity (UDA)	8,408
Contract type name	GDS Contract	Carry forward general activity (UDA)	0
Purpose of contract	General and Orthodontic	18/19 Contracted orthodontic activity (UOA)	539
Contract start date	01/04/2006	Carry forward orthodontic activity (UOA)	0
Contract end date		Baseline contract value	£246,699.59

ACCESS	Contract	England and Wales
24 month ratio of assessments to patient IDs	1.03	1.08

ACTIVITY	Contract
Contract assess and fit appliances (case starts) as a percentage of Area Team case starts	0.5 %

Cumulative percentage of contracted UOA delivered 2018 & 2019



Month	Adjusted Scheduled Activity (UOA)		
	2017	2018	2019
April	0	0	0
May	0	0	0
June	22	0	0
July	25	21	0
August	26	21	0
September	110	21	0
October	110	21	105
November	153	21	147
December	153	21	210
January	153	21	210
February	174	21	316
March	175	21	401
April	196	216	
May	196	216	
June	196	216	

#### QUANTITY METRICS (rolling 12 month period)

	Contract Quantity	Contract Base Number	Contract *	Area Team	Region	England
% of all assessments that were assess and fit appliances (case starts)	29	33	87.9%	48.1%	63.0%	59.2%
% of all assessments that were assess and refuse	3	33	9.1%	12.8%	11.1%	12.0%
% of all assessments that were assess and review	1	33	3.0%	39.1%	25.8%	28.8%
% of case starts with a reported IOTN of 3 and Aesthetic Component of 5 or below	0	29	<i>N/A</i>	0.1%	0.1%	0.1%
% of case starts with a reported IOTN of 3 and Aesthetic Component of 6 or above	3	29	10.3%	3.0%	3.7%	3.9%
% of case starts with a reported IOTN of 4	25	29	86.2%	81.4%	79.2%	77.6%
% of case starts with a reported IOTN of 5	1	29	3.4%	14.7%	16.4%	16.7%
% of concluded courses in receipt of dual-arch fixed appliances	0	19	<i>N/A</i>	74.0%	75.4%	72.9%
% of concluded courses where treatment was abandoned or discontinued	0	19	0.0%	8.2%	8.8%	8.7%
% of patients satisfied with the treatment they have received	1	1	100.0%	97.9%	96.4%	95.7%

\* Figures in italics indicate that the base number is less than 100.

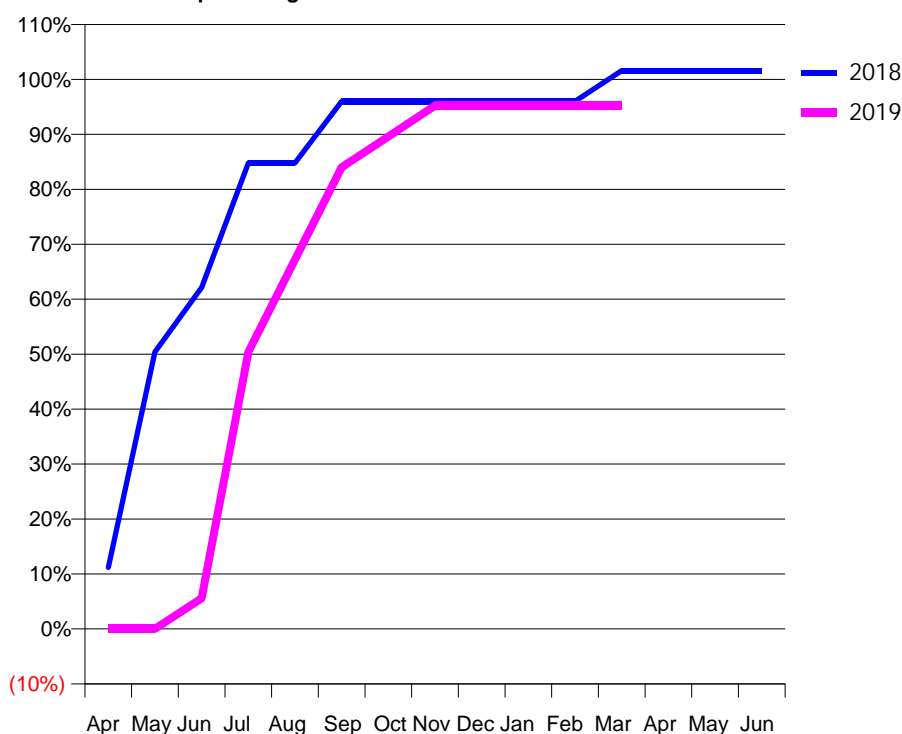
### Q49 - Vital Signs Orthodontic At a Glance Contract Report for 784540/0001 - March 2019

Name or company name	JL and VA Gamon	18/19 Contracted general activity (UDA)	13,247
Contract type name	GDS Contract	Carry forward general activity (UDA)	62
Purpose of contract	General and Orthodontic	18/19 Contracted orthodontic activity (UOA)	375
Contract start date	12/04/2009	Carry forward orthodontic activity (UOA)	0
Contract end date		Baseline contract value	£325,509.27

ACCESS	Contract	England and Wales
24 month ratio of assessments to patient IDs	1.05	1.08

ACTIVITY	Contract
Contract assess and fit appliances (case starts) as a percentage of Area Team case starts	0.3 %

Cumulative percentage of contracted UOA delivered 2018 & 2019



Month	Adjusted Scheduled Activity (UOA)		
	2017	2018	2019
April	23	42	0
May	23	189	0
June	23	233	21
July	23	318	189
August	27	318	252
September	27	360	315
October	27	360	336
November	37	360	357
December	38	360	357
January	166	360	357
February	271	360	357
March	357	381	357
April	378	381	
May	378	381	
June	378	381	

#### QUANTITY METRICS (rolling 12 month period)

	Contract Quantity	Contract Base Number	Contract *	Area Team	Region	England
% of all assessments that were assess and fit appliances (case starts)	17	17	100.0%	48.1%	63.0%	59.2%
% of all assessments that were assess and refuse	0	17	0.0%	12.8%	11.1%	12.0%
% of all assessments that were assess and review	0	17	0.0%	39.1%	25.8%	28.8%
% of case starts with a reported IOTN of 3 and Aesthetic Component of 5 or below	0	17	N/A	0.1%	0.1%	0.1%
% of case starts with a reported IOTN of 3 and Aesthetic Component of 6 or above	0	17	N/A	3.0%	3.7%	3.9%
% of case starts with a reported IOTN of 4	16	17	94.1%	81.4%	79.2%	77.6%
% of case starts with a reported IOTN of 5	1	17	5.9%	14.7%	16.4%	16.7%
% of concluded courses in receipt of dual-arch fixed appliances	13	15	86.7%	74.0%	75.4%	72.9%
% of concluded courses where treatment was abandoned or discontinued	2	15	13.3%	8.2%	8.8%	8.7%
% of patients satisfied with the treatment they have received	0	0	N/A	97.9%	96.4%	95.7%

\* Figures in italics indicate that the base number is less than 100.

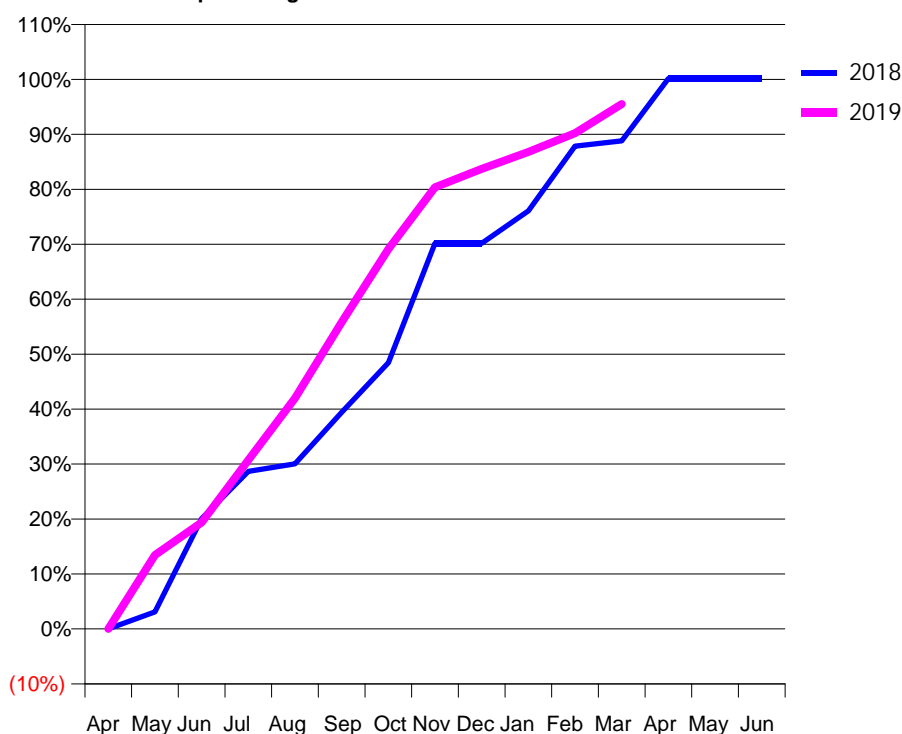
### Q49 - Vital Signs Orthodontic At a Glance Contract Report for 914797/0001 - March 2019

Name or company name	MR RJ PARKER	18/19 Contracted general activity (UDA)	300
Contract type name	GDS Contract	Carry forward general activity (UDA)	-2
Purpose of contract	General and Orthodontic	18/19 Contracted orthodontic activity (UOA)	810
Contract start date	01/04/2006	Carry forward orthodontic activity (UOA)	0
Contract end date		Baseline contract value	£60,888.69

ACCESS	Contract	England and Wales
24 month ratio of assessments to patient IDs	1.12	1.08

ACTIVITY	Contract
Contract assess and fit appliances (case starts) as a percentage of Area Team case starts	0.6 %

Cumulative percentage of contracted UOA delivered 2018 & 2019



Month	Adjusted Scheduled Activity (UOA)		
	2017	2018	2019
April	0	0	0
May	8	25	109
June	51	163	157
July	271	232	249
August	401	243	340
September	413	319	452
October	481	392	560
November	527	568	651
December	553	568	678
January	560	616	703
February	610	711	731
March	612	719	774
April	813	811	
May	814	811	
June	814	811	

#### QUANTITY METRICS (rolling 12 month period)

	Contract Quantity	Contract Base Number	Contract *	Area Team	Region	England
% of all assessments that were assess and fit appliances (case starts)	39	105	37.1%	48.1%	63.0%	59.2%
% of all assessments that were assess and refuse	11	105	10.5%	12.8%	11.1%	12.0%
% of all assessments that were assess and review	55	105	52.4%	39.1%	25.8%	28.8%
% of case starts with a reported IOTN of 3 and Aesthetic Component of 5 or below	0	39	<i>N/A</i>	0.1%	0.1%	0.1%
% of case starts with a reported IOTN of 3 and Aesthetic Component of 6 or above	0	39	<i>N/A</i>	3.0%	3.7%	3.9%
% of case starts with a reported IOTN of 4	36	39	92.3%	81.4%	79.2%	77.6%
% of case starts with a reported IOTN of 5	2	39	5.1%	14.7%	16.4%	16.7%
% of concluded courses in receipt of dual-arch fixed appliances	28	41	68.3%	74.0%	75.4%	72.9%
% of concluded courses where treatment was abandoned or discontinued	13	41	31.7%	8.2%	8.8%	8.7%
% of patients satisfied with the treatment they have received	2	2	100.0%	97.9%	96.4%	95.7%

\* Figures in italics indicate that the base number is less than 100.



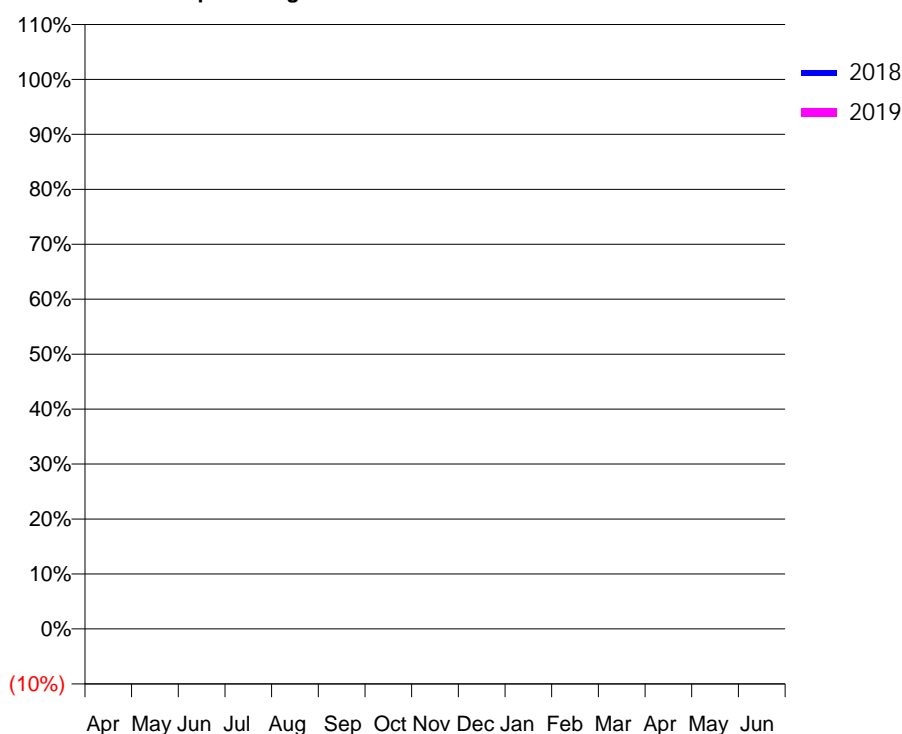
### Q50 - Vital Signs Orthodontic At a Glance Contract Report for 100470/0000 - March 2019

Name or company name	The Forum Practice Ltd	18/19 Contracted general activity (UDA)	0
Contract type name	PDS Contract	Carry forward general activity (UDA)	0
Purpose of contract	Orthodontic	18/19 Contracted orthodontic activity (UOA)	0
Contract start date	01/05/2017	Carry forward orthodontic activity (UOA)	0
Contract end date	31/03/2019	Baseline contract value	£1.02

ACCESS	Contract	England and Wales
24 month ratio of assessments to patient IDs	1.01	1.08

ACTIVITY	Contract
Contract assess and fit appliances (case starts) as a percentage of Area Team case starts	0.6 %

Cumulative percentage of contracted UOA delivered 2018 & 2019



Adjusted Scheduled Activity (UOA)			
Month	2017	2018	2019
April	0	0	64
May	0	0	108
June	0	0	108
July	0	86	245
August	0	1,718	373
September	0	2,433	436
October	0	3,469	547
November	0	3,989	548
December	0	4,887	548
January	0	4,994	549
February	0	5,869	549
March	0	6,159	549
April	0	6,397	
May	0	6,397	
June	0	6,397	

### QUANTITY METRICS (rolling 12 month period)

	Contract Quantity	Contract Base Number	Contract *	Area Team	Region	England
% of all assessments that were assess and fit appliances (case starts)	37	58	63.8%	64.0%	63.0%	59.2%
% of all assessments that were assess and refuse	3	58	5.2%	10.9%	11.1%	12.0%
% of all assessments that were assess and review	18	58	31.0%	25.1%	25.8%	28.8%
% of case starts with a reported IOTN of 3 and Aesthetic Component of 5 or below	0	37	<i>N/A</i>	0.3%	0.1%	0.1%
% of case starts with a reported IOTN of 3 and Aesthetic Component of 6 or above	0	37	<i>N/A</i>	3.2%	3.7%	3.9%
% of case starts with a reported IOTN of 4	32	37	86.5%	79.4%	79.2%	77.6%
% of case starts with a reported IOTN of 5	5	37	13.5%	16.1%	16.4%	16.7%
% of concluded courses in receipt of dual-arch fixed appliances	54	109	49.5%	78.9%	75.4%	72.9%
% of concluded courses where treatment was abandoned or discontinued	18	109	16.5%	10.2%	8.8%	8.7%
% of patients satisfied with the treatment they have received	0	0	<i>N/A</i>	94.4%	96.4%	95.7%

\* Figures in italics indicate that the base number is less than 100.

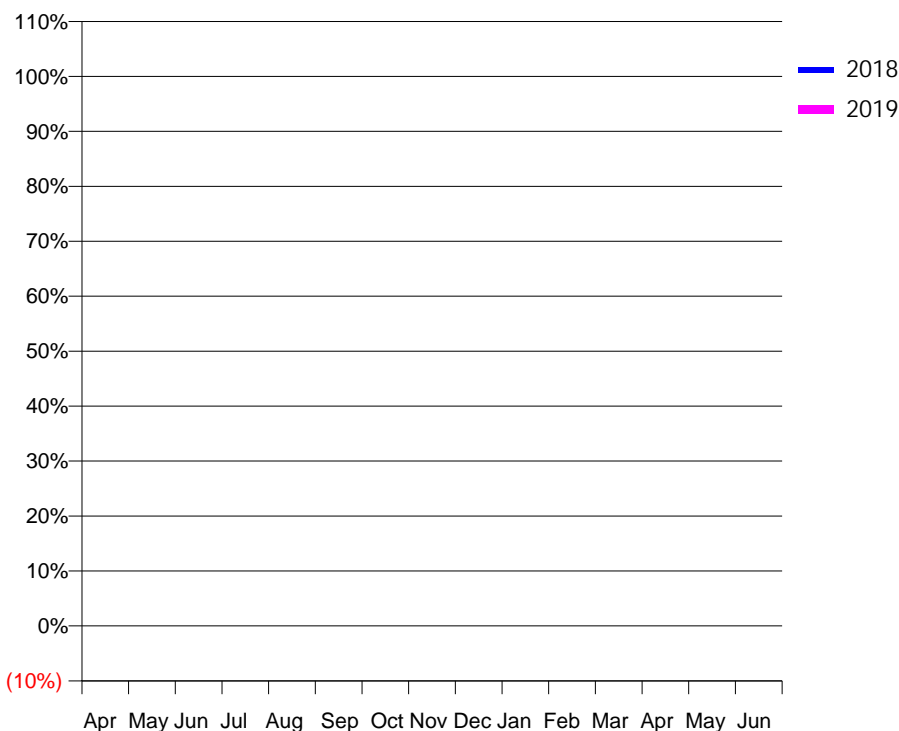
### Q50 - Vital Signs Orthodontic At a Glance Contract Report for 100484/0000 - March 2019

Name or company name	Orthocentres Ltd	18/19 Contracted general activity (UDA)	0
Contract type name	PDS Contract	Carry forward general activity (UDA)	0
Purpose of contract	Orthodontic	18/19 Contracted orthodontic activity (UOA)	0
Contract start date	01/07/2017	Carry forward orthodontic activity (UOA)	0
Contract end date	31/03/2019	Baseline contract value	£1.02

ACCESS	Contract	England and Wales
24 month ratio of assessments to patient IDs	1.08	1.08

ACTIVITY	Contract
Contract assess and fit appliances (case starts) as a percentage of Area Team case starts	0.2 %

Cumulative percentage of contracted UOA delivered 2018 & 2019



Month	Adjusted Scheduled Activity (UOA)		
	2017	2018	2019
April	0	0	0
May	0	0	0
June	0	0	0
July	0	0	0
August	0	0	0
September	0	0	0
October	0	0	1
November	0	0	22
December	0	11	22
January	0	11	43
February	0	55	65
March	0	76	65
April	0	246	
May	0	246	
June	0	246	

### QUANTITY METRICS (rolling 12 month period)

	Contract Quantity	Contract Base Number	Contract *	Area Team	Region	England
% of all assessments that were assess and fit appliances (case starts)	11	13	84.6%	64.0%	63.0%	59.2%
% of all assessments that were assess and refuse	1	13	7.7%	10.9%	11.1%	12.0%
% of all assessments that were assess and review	1	13	7.7%	25.1%	25.8%	28.8%
% of case starts with a reported IOTN of 3 and Aesthetic Component of 5 or below	0	11	N/A	0.3%	0.1%	0.1%
% of case starts with a reported IOTN of 3 and Aesthetic Component of 6 or above	0	11	N/A	3.2%	3.7%	3.9%
% of case starts with a reported IOTN of 4	4	11	36.4%	79.4%	79.2%	77.6%
% of case starts with a reported IOTN of 5	5	11	45.5%	16.1%	16.4%	16.7%
% of concluded courses in receipt of dual-arch fixed appliances	6	14	42.9%	78.9%	75.4%	72.9%
% of concluded courses where treatment was abandoned or discontinued	0	14	0.0%	10.2%	8.8%	8.7%
% of patients satisfied with the treatment they have received	0	0	N/A	94.4%	96.4%	95.7%

\* Figures in italics indicate that the base number is less than 100.

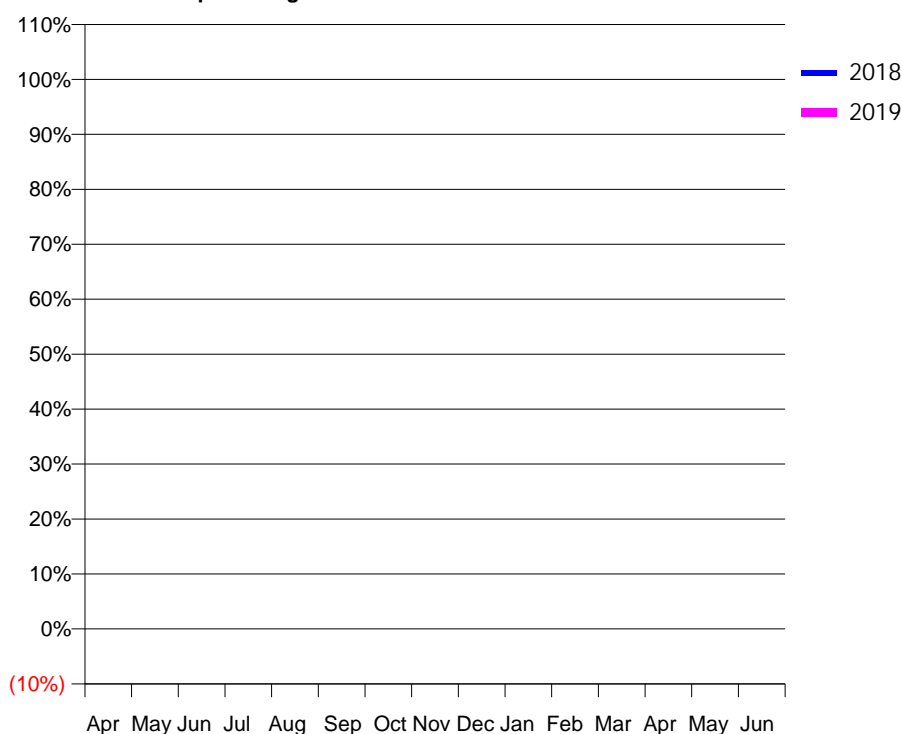
### Q50 - Vital Signs Orthodontic At a Glance Contract Report for 100489/0000 - March 2019

Name or company name	Mr K Dobbs (NLAG Ortho Patients)	18/19 Contracted general activity (UDA)	0
Contract type name	PDS Contract	Carry forward general activity (UDA)	0
Purpose of contract	Orthodontic	18/19 Contracted orthodontic activity (UOA)	0
Contract start date	01/07/2017	Carry forward orthodontic activity (UOA)	0
Contract end date	31/03/2019	Baseline contract value	£176,516.00

ACCESS	Contract	England and Wales
24 month ratio of assessments to patient IDs	1.22	1.08

ACTIVITY	Contract
Contract assess and fit appliances (case starts) as a percentage of Area Team case starts	1.2 %

Cumulative percentage of contracted UOA delivered 2018 & 2019



Month	Adjusted Scheduled Activity (UOA)		
	2017	2018	2019
April	0	0	0
May	0	0	128
June	0	0	128
July	0	0	329
August	0	0	329
September	0	0	670
October	0	767	735
November	0	1,872	802
December	0	2,308	802
January	0	2,308	802
February	0	2,711	802
March	0	2,931	1,400
April	0	3,091	
May	0	3,093	
June	0	3,093	

### QUANTITY METRICS (rolling 12 month period)

	Contract Quantity	Contract Base Number	Contract *	Area Team	Region	England
% of all assessments that were assess and fit appliances (case starts)	73	107	68.2%	64.0%	63.0%	59.2%
% of all assessments that were assess and refuse	0	107	0.0%	10.9%	11.1%	12.0%
% of all assessments that were assess and review	34	107	31.8%	25.1%	25.8%	28.8%
% of case starts with a reported IOTN of 3 and Aesthetic Component of 5 or below	0	73	<i>N/A</i>	0.3%	0.1%	0.1%
% of case starts with a reported IOTN of 3 and Aesthetic Component of 6 or above	4	73	5.5%	3.2%	3.7%	3.9%
% of case starts with a reported IOTN of 4	46	73	63.0%	79.4%	79.2%	77.6%
% of case starts with a reported IOTN of 5	23	73	31.5%	16.1%	16.4%	16.7 %
% of concluded courses in receipt of dual-arch fixed appliances	9	40	22.5%	78.9%	75.4%	72.9%
% of concluded courses where treatment was abandoned or discontinued	31	40	77.5%	10.2%	8.8%	8.7%
% of patients satisfied with the treatment they have received	1	2	50.0%	94.4%	96.4%	95.7%

\* Figures in italics indicate that the base number is less than 100.

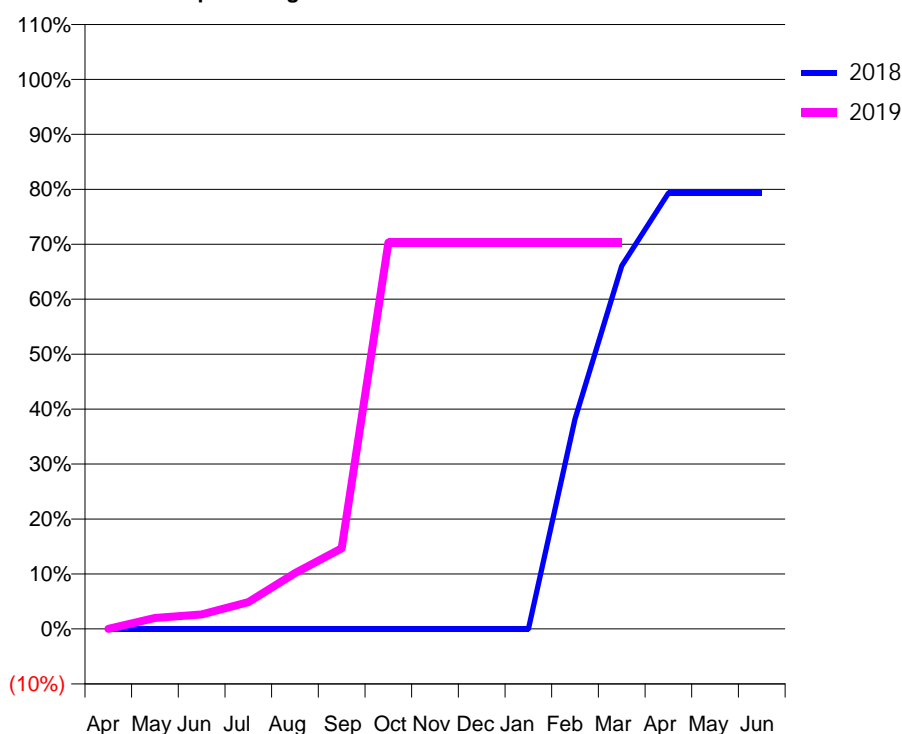
### Q50 - Vital Signs Orthodontic At a Glance Contract Report for 100553/0000 - March 2019

Name or company name	Mrs Julie Finn	18/19 Contracted general activity (UDA)	1,973
Contract type name	GDS Contract	Carry forward general activity (UDA)	0
Purpose of contract	General and Orthodontic	18/19 Contracted orthodontic activity (UOA)	690
Contract start date	22/10/2017	Carry forward orthodontic activity (UOA)	0
Contract end date	21/10/2018	Baseline contract value	£110,129.36

ACCESS	Contract	England and Wales
24 month ratio of assessments to patient IDs	1.08	1.08

ACTIVITY	Contract
Contract assess and fit appliances (case starts) as a percentage of Area Team case starts	0.4 %

Cumulative percentage of contracted UOA delivered 2018 & 2019



Month	Adjusted Scheduled Activity (UOA)		
	2017	2018	2019
April	0	0	0
May	0	0	14
June	0	0	18
July	0	0	34
August	0	0	70
September	0	0	101
October	0	0	485
November	0	0	485
December	0	0	485
January	0	0	485
February	0	210	485
March	0	363	485
April	0	436	
May	0	436	
June	0	436	

#### QUANTITY METRICS (rolling 12 month period)

	Contract Quantity	Contract Base Number	Contract *	Area Team	Region	England
% of all assessments that were assess and fit appliances (case starts)	23	87	26.4%	64.0%	63.0%	59.2%
% of all assessments that were assess and refuse	2	87	2.3%	10.9%	11.1%	12.0%
% of all assessments that were assess and review	62	87	71.3%	25.1%	25.8%	28.8%
% of case starts with a reported IOTN of 3 and Aesthetic Component of 5 or below	0	23	<i>N/A</i>	0.3%	0.1%	0.1%
% of case starts with a reported IOTN of 3 and Aesthetic Component of 6 or above	0	23	<i>N/A</i>	3.2%	3.7%	3.9%
% of case starts with a reported IOTN of 4	22	23	95.7%	79.4%	79.2%	77.6%
% of case starts with a reported IOTN of 5	1	23	4.3%	16.1%	16.4%	16.7 %
% of concluded courses in receipt of dual-arch fixed appliances	0	0	<i>N/A</i>	78.9%	75.4%	72.9%
% of concluded courses where treatment was abandoned or discontinued	0	0	<i>N/A</i>	10.2%	8.8%	8.7%
% of patients satisfied with the treatment they have received	0	0	<i>N/A</i>	94.4%	96.4%	95.7%

\* Figures in italics indicate that the base number is less than 100.

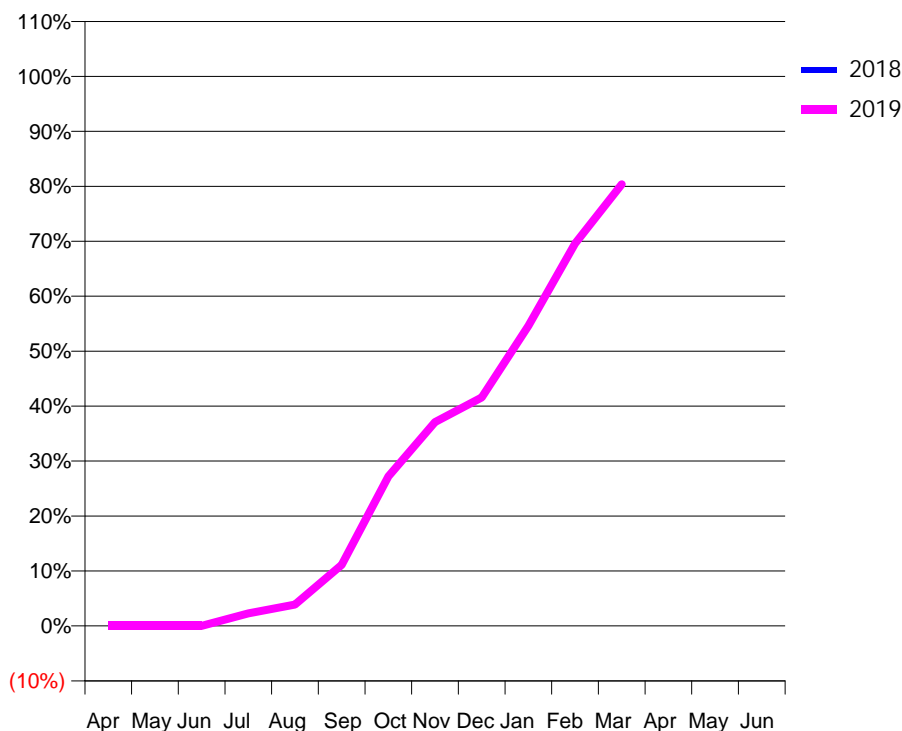
### Q50 - Vital Signs Orthodontic At a Glance Contract Report for 100695/0000 - March 2019

Name or company name	The Forum Practice Ltd	18/19 Contracted general activity (UDA)	0
Contract type name	PDS Contract	Carry forward general activity (UDA)	0
Purpose of contract	Orthodontic	18/19 Contracted orthodontic activity (UOA)	6,300
Contract start date	01/04/2018	Carry forward orthodontic activity (UOA)	0
Contract end date	31/03/2020	Baseline contract value	£361,929.96

ACCESS	Contract	England and Wales
24 month ratio of assessments to patient IDs	1.07	1.08

ACTIVITY	Contract
Contract assess and fit appliances (case starts) as a percentage of Area Team case starts	3.9 %

Cumulative percentage of contracted UOA delivered 2018 & 2019



Month	Adjusted Scheduled Activity (UOA)		
	2017	2018	2019
April		0	0
May		0	0
June		0	0
July		0	144
August		0	245
September		0	700
October		0	1,715
November		0	2,337
December		0	2,620
January		0	3,440
February		0	4,382
March		0	5,062
April		0	
May		0	
June		0	

#### QUANTITY METRICS (rolling 12 month period)

	Contract Quantity	Contract Base Number	Contract *	Area Team	Region	England
% of all assessments that were assess and fit appliances (case starts)	231	472	48.9%	64.0%	63.0%	59.2%
% of all assessments that were assess and refuse	44	472	9.3%	10.9%	11.1%	12.0%
% of all assessments that were assess and review	197	472	41.7%	25.1%	25.8%	28.8%
% of case starts with a reported IOTN of 3 and Aesthetic Component of 5 or below	0	231	N/A	0.3%	0.1%	0.1%
% of case starts with a reported IOTN of 3 and Aesthetic Component of 6 or above	0	231	N/A	3.2%	3.7%	3.9%
% of case starts with a reported IOTN of 4	214	231	92.6%	79.4%	79.2%	77.6%
% of case starts with a reported IOTN of 5	17	231	7.4%	16.1%	16.4%	16.7 %
% of concluded courses in receipt of dual-arch fixed appliances	1	3	33.3%	78.9%	75.4%	72.9%
% of concluded courses where treatment was abandoned or discontinued	2	3	66.7%	10.2%	8.8%	8.7%
% of patients satisfied with the treatment they have received	0	1	0.0%	94.4%	96.4%	95.7%

\* Figures in italics indicate that the base number is less than 100.

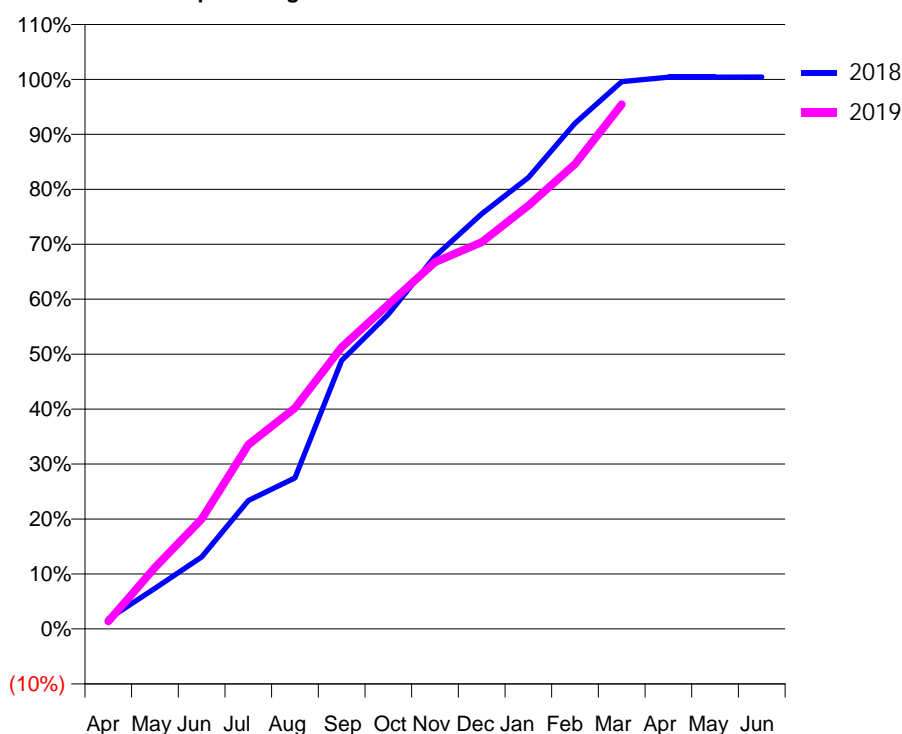
### Q50 - Vital Signs Orthodontic At a Glance Contract Report for 101974/0001 - March 2019

Name or company name	SMILE ORTHODONTICS YORKSHIRE LLP	18/19 Contracted general activity (UDA)	0
Contract type name	PDS Contract	Carry forward general activity (UDA)	0
Purpose of contract	Orthodontic	18/19 Contracted orthodontic activity (UOA)	13,002
Contract start date	01/04/2012	Carry forward orthodontic activity (UOA)	-55
Contract end date	31/03/2020	Baseline contract value	£749,515.64

ACCESS	Contract	England and Wales
24 month ratio of assessments to patient IDs	1.05	1.08

ACTIVITY	Contract
Contract assess and fit appliances (case starts) as a percentage of Area Team case starts	9.9 %

Cumulative percentage of contracted UOA delivered 2018 & 2019



Month	Adjusted Scheduled Activity (UOA)		
	2017	2018	2019
April	42	239	182
May	275	960	1,454
June	843	1,702	2,597
July	1,354	3,041	4,361
August	1,881	3,575	5,226
September	2,889	6,354	6,665
October	3,547	7,447	7,678
November	5,553	8,813	8,676
December	6,605	9,820	9,153
January	9,003	10,677	10,017
February	10,528	11,962	10,996
March	12,505	12,947	12,411
April	13,186	13,054	
May	13,189	13,056	
June	13,195	13,057	

#### QUANTITY METRICS (rolling 12 month period)

	Contract Quantity	Contract Base Number	Contract *	Area Team	Region	England
% of all assessments that were assess and fit appliances (case starts)	585	894	65.4%	64.0%	63.0%	59.2%
% of all assessments that were assess and refuse	88	894	9.8%	10.9%	11.1%	12.0%
% of all assessments that were assess and review	221	894	24.7%	25.1%	25.8%	28.8%
% of case starts with a reported IOTN of 3 and Aesthetic Component of 5 or below	0	585	N/A	0.3%	0.1%	0.1%
% of case starts with a reported IOTN of 3 and Aesthetic Component of 6 or above	11	585	1.9%	3.2%	3.7%	3.9%
% of case starts with a reported IOTN of 4	475	585	81.2%	79.4%	79.2%	77.6%
% of case starts with a reported IOTN of 5	99	585	16.9%	16.1%	16.4%	16.7 %
% of concluded courses in receipt of dual-arch fixed appliances	368	450	81.8%	78.9%	75.4%	72.9%
% of concluded courses where treatment was abandoned or discontinued	69	450	15.3%	10.2%	8.8%	8.7%
% of patients satisfied with the treatment they have received	5	5	100.0%	94.4%	96.4%	95.7%

\* Figures in italics indicate that the base number is less than 100.

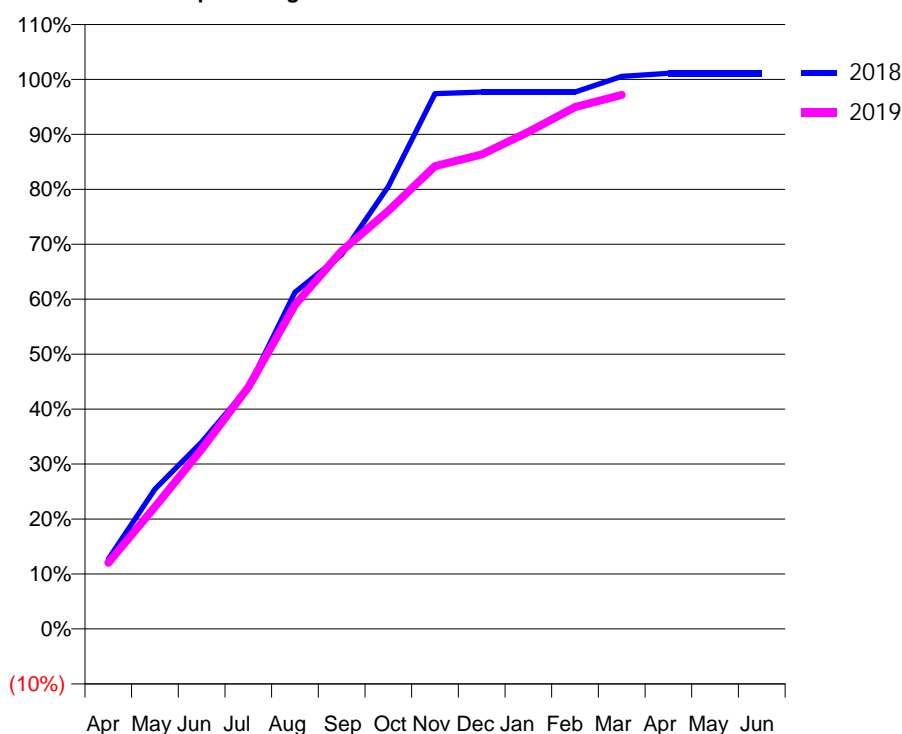
### Q50 - Vital Signs Orthodontic At a Glance Contract Report for 102741/0001 - March 2019

Name or company name	Orthokind Limited	18/19 Contracted general activity (UDA)	0
Contract type name	PDS Contract	Carry forward general activity (UDA)	0
Purpose of contract	Orthodontic	18/19 Contracted orthodontic activity (UOA)	7,500
Contract start date	21/10/2010	Carry forward orthodontic activity (UOA)	-82
Contract end date	31/03/2020	Baseline contract value	£432,346.35

ACCESS	Contract	England and Wales
24 month ratio of assessments to patient IDs	1.01	1.08

ACTIVITY	Contract
Contract assess and fit appliances (case starts) as a percentage of Area Team case starts	5.9 %

Cumulative percentage of contracted UOA delivered 2018 & 2019



Month	Adjusted Scheduled Activity (UOA)		
	2017	2018	2019
April	56	953	904
May	1,645	1,908	1,666
June	2,301	2,550	2,452
July	2,784	3,299	3,298
August	3,706	4,595	4,421
September	4,594	5,108	5,159
October	5,229	6,039	5,707
November	5,717	7,304	6,316
December	6,386	7,327	6,475
January	6,881	7,327	6,782
February	7,053	7,327	7,120
March	7,441	7,540	7,288
April	7,505	7,582	
May	7,505	7,582	
June	7,505	7,582	

### QUANTITY METRICS (rolling 12 month period)

	Contract Quantity	Contract Base Number	Contract *	Area Team	Region	England
% of all assessments that were assess and fit appliances (case starts)	345	414	83.3%	64.0%	63.0%	59.2%
% of all assessments that were assess and refuse	48	414	11.6%	10.9%	11.1%	12.0%
% of all assessments that were assess and review	21	414	5.1%	25.1%	25.8%	28.8%
% of case starts with a reported IOTN of 3 and Aesthetic Component of 5 or below	0	345	N/A	0.3%	0.1%	0.1%
% of case starts with a reported IOTN of 3 and Aesthetic Component of 6 or above	25	345	7.2%	3.2%	3.7%	3.9%
% of case starts with a reported IOTN of 4	253	345	73.3%	79.4%	79.2%	77.6%
% of case starts with a reported IOTN of 5	63	345	18.3%	16.1%	16.4%	16.7 %
% of concluded courses in receipt of dual-arch fixed appliances	389	410	94.9%	78.9%	75.4%	72.9%
% of concluded courses where treatment was abandoned or discontinued	10	410	2.4%	10.2%	8.8%	8.7%
% of patients satisfied with the treatment they have received	7	7	100.0%	94.4%	96.4%	95.7%

\* Figures in italics indicate that the base number is less than 100.

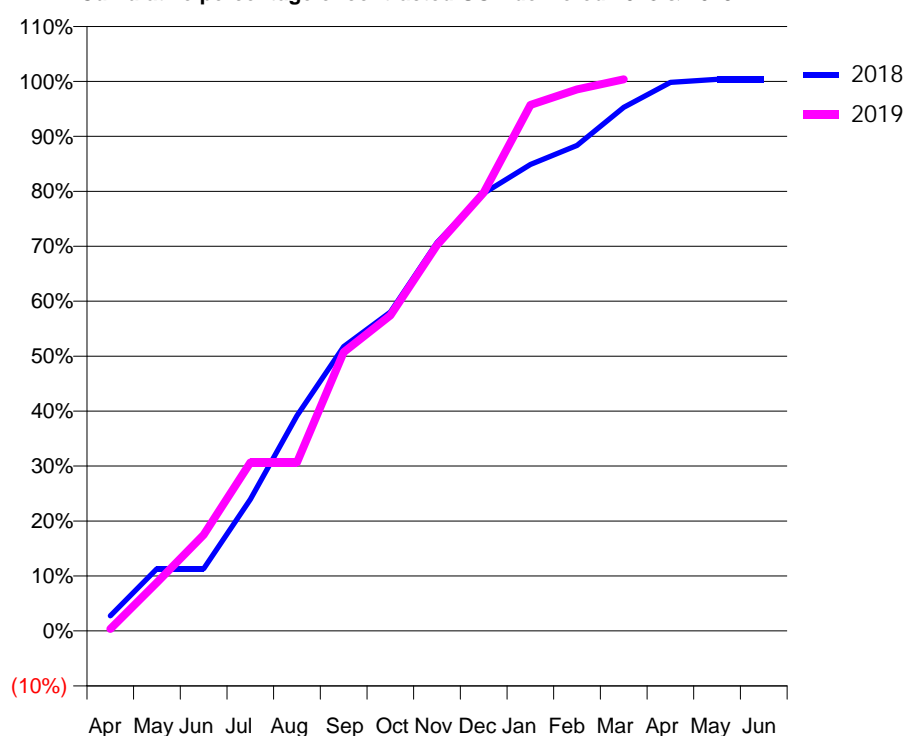
### Q50 - Vital Signs Orthodontic At a Glance Contract Report for 106003/0001 - March 2019

Name or company name	Orthodontic Centre (UK) Limited Company	18/19 Contracted general activity (UDA)	0
Contract type name	PDS Contract	Carry forward general activity (UDA)	0
Purpose of contract	Orthodontic	18/19 Contracted orthodontic activity (UOA)	12,421
Contract start date	01/04/2012	Carry forward orthodontic activity (UOA)	-48
Contract end date	31/08/2020	Baseline contract value	£694,843.82

ACCESS	Contract	England and Wales
24 month ratio of assessments to patient IDs	1.12	1.08

ACTIVITY	Contract
Contract assess and fit appliances (case starts) as a percentage of Area Team case starts	10.3 %

Cumulative percentage of contracted UOA delivered 2018 & 2019



Month	Adjusted Scheduled Activity (UOA)		
	2017	2018	2019
April	81	341	48
May	2,002	1,407	1,096
June	2,978	1,407	2,172
July	3,672	2,978	3,807
August	4,457	4,862	3,807
September	5,828	6,425	6,299
October	7,476	7,208	7,130
November	8,859	8,776	8,719
December	9,790	9,890	9,906
January	10,699	10,542	11,891
February	11,437	10,974	12,239
March	12,254	11,834	12,467
April	12,490	12,398	
May	12,532	12,469	
June	12,532	12,469	

### QUANTITY METRICS (rolling 12 month period)

	Contract Quantity	Contract Base Number	Contract *	Area Team	Region	England
% of all assessments that were assess and fit appliances (case starts)	606	1,013	59.8%	64.0%	63.0%	59.2%
% of all assessments that were assess and refuse	126	1,013	12.4%	10.9%	11.1%	12.0%
% of all assessments that were assess and review	281	1,013	27.7%	25.1%	25.8%	28.8%
% of case starts with a reported IOTN of 3 and Aesthetic Component of 5 or below	4	606	0.7%	0.3%	0.1%	0.1%
% of case starts with a reported IOTN of 3 and Aesthetic Component of 6 or above	3	606	0.5%	3.2%	3.7%	3.9%
% of case starts with a reported IOTN of 4	569	606	93.9%	79.4%	79.2%	77.6%
% of case starts with a reported IOTN of 5	29	606	4.8%	16.1%	16.4%	16.7%
% of concluded courses in receipt of dual-arch fixed appliances	494	546	90.5%	78.9%	75.4%	72.9%
% of concluded courses where treatment was abandoned or discontinued	20	546	3.7%	10.2%	8.8%	8.7%
% of patients satisfied with the treatment they have received	7	8	87.5%	94.4%	96.4%	95.7%

\* Figures in italics indicate that the base number is less than 100.



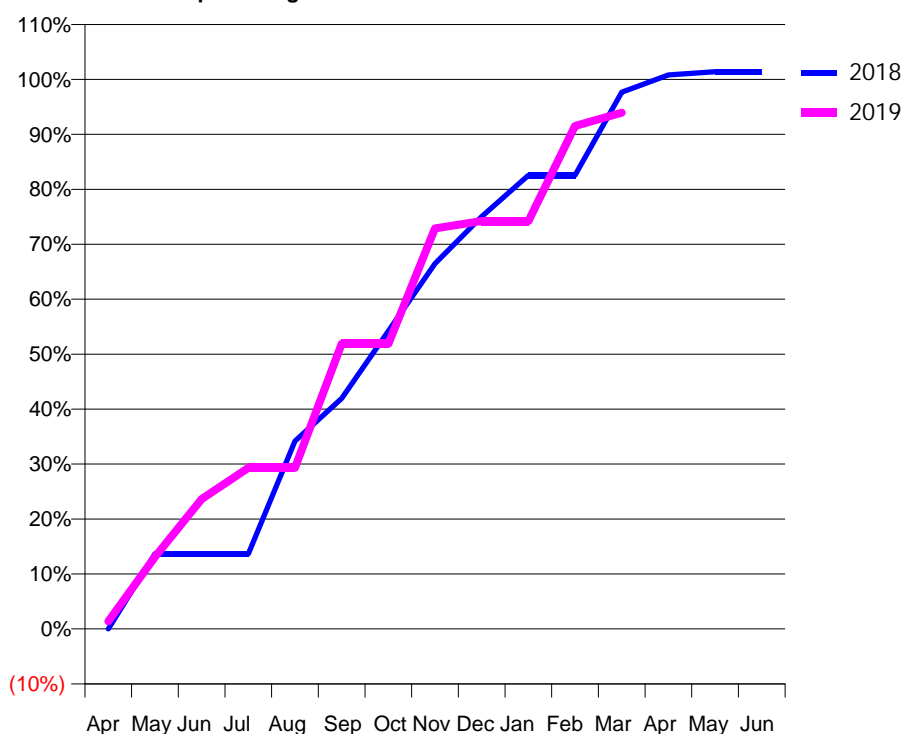
### Q50 - Vital Signs Orthodontic At a Glance Contract Report for 106003/0002 - March 2019

Name or company name	Orthodontic Centre (UK) Limited Company	18/19 Contracted general activity (UDA)	0
Contract type name	PDS Contract	Carry forward general activity (UDA)	0
Purpose of contract	Orthodontic	18/19 Contracted orthodontic activity (UOA)	3,500
Contract start date	01/01/2013	Carry forward orthodontic activity (UOA)	-49
Contract end date	31/08/2020	Baseline contract value	£189,394.20

ACCESS	Contract	England and Wales
24 month ratio of assessments to patient IDs	1.05	1.08

ACTIVITY	Contract
Contract assess and fit appliances (case starts) as a percentage of Area Team case starts	2.6 %

Cumulative percentage of contracted UOA delivered 2018 & 2019



Month	Adjusted Scheduled Activity (UOA)		
	2017	2018	2019
April	75	0	49
May	562	479	458
June	585	479	827
July	909	479	1,026
August	1,105	1,196	1,026
September	1,433	1,468	1,816
October	1,433	1,897	1,816
November	2,138	2,327	2,551
December	2,449	2,627	2,598
January	2,648	2,889	2,598
February	3,117	2,889	3,203
March	3,290	3,418	3,287
April	3,500	3,528	
May	3,500	3,549	
June	3,500	3,549	

#### QUANTITY METRICS (rolling 12 month period)

	Contract Quantity	Contract Base Number	Contract *	Area Team	Region	England
% of all assessments that were assess and fit appliances (case starts)	155	269	57.6%	64.0%	63.0%	59.2%
% of all assessments that were assess and refuse	40	269	14.9%	10.9%	11.1%	12.0%
% of all assessments that were assess and review	74	269	27.5%	25.1%	25.8%	28.8%
% of case starts with a reported IOTN of 3 and Aesthetic Component of 5 or below	1	155	0.6%	0.3%	0.1%	0.1%
% of case starts with a reported IOTN of 3 and Aesthetic Component of 6 or above	1	155	0.6%	3.2%	3.7%	3.9%
% of case starts with a reported IOTN of 4	151	155	97.4%	79.4%	79.2%	77.6%
% of case starts with a reported IOTN of 5	2	155	1.3%	16.1%	16.4%	16.7 %
% of concluded courses in receipt of dual-arch fixed appliances	126	133	94.7%	78.9%	75.4%	72.9%
% of concluded courses where treatment was abandoned or discontinued	1	133	0.8%	10.2%	8.8%	8.7%
% of patients satisfied with the treatment they have received	0	0	N/A	94.4%	96.4%	95.7%

\* Figures in italics indicate that the base number is less than 100.

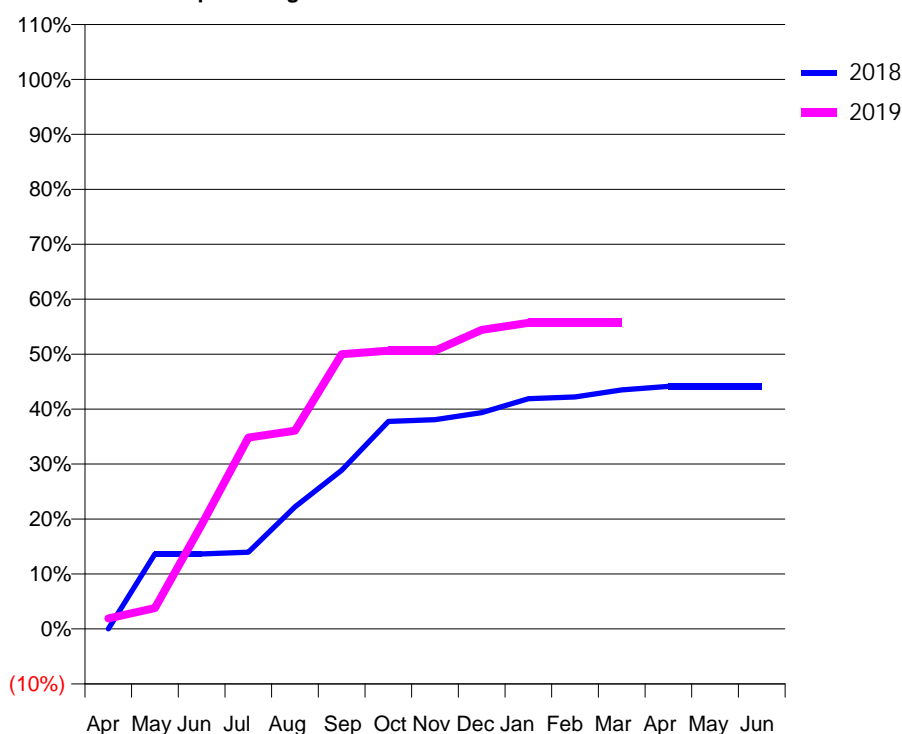
### Q50 - Vital Signs Orthodontic At a Glance Contract Report for 114650/0002 - March 2019

Name or company name	Community Dental Clinic	18/19 Contracted general activity (UDA)	9,000
Contract type name	PDS Contract	Carry forward general activity (UDA)	0
Purpose of contract	General and Orthodontic	18/19 Contracted orthodontic activity (UOA)	158
Contract start date	01/05/2007	Carry forward orthodontic activity (UOA)	0
Contract end date	30/09/2023	Baseline contract value	£896,746.70

ACCESS	Contract	England and Wales
24 month ratio of assessments to patient IDs	1.03	1.08

ACTIVITY	Contract
Contract assess and fit appliances (case starts) as a percentage of Area Team case starts	0.1 %

Cumulative percentage of contracted UOA delivered 2018 & 2019



Month	Adjusted Scheduled Activity (UOA)		
	2017	2018	2019
April	2	0	3
May	5	43	6
June	29	43	30
July	52	44	55
August	53	70	57
September	96	91	79
October	117	119	80
November	117	120	80
December	183	124	86
January	183	132	88
February	249	133	88
March	291	137	88
April	313	139	
May	313	139	
June	314	139	

#### QUANTITY METRICS (rolling 12 month period)

	Contract Quantity	Contract Base Number	Contract *	Area Team	Region	England
% of all assessments that were assess and fit appliances (case starts)	4	31	12.9%	64.0%	63.0%	59.2%
% of all assessments that were assess and refuse	0	31	0.0%	10.9%	11.1%	12.0%
% of all assessments that were assess and review	27	31	87.1%	25.1%	25.8%	28.8%
% of case starts with a reported IOTN of 3 and Aesthetic Component of 5 or below	1	4	25.0%	0.3%	0.1%	0.1%
% of case starts with a reported IOTN of 3 and Aesthetic Component of 6 or above	0	4	N/A	3.2%	3.7%	3.9%
% of case starts with a reported IOTN of 4	3	4	75.0%	79.4%	79.2%	77.6%
% of case starts with a reported IOTN of 5	0	4	N/A	16.1%	16.4%	16.7%
% of concluded courses in receipt of dual-arch fixed appliances	0	9	N/A	78.9%	75.4%	72.9%
% of concluded courses where treatment was abandoned or discontinued	3	9	33.3%	10.2%	8.8%	8.7%
% of patients satisfied with the treatment they have received	0	0	N/A	94.4%	96.4%	95.7%

\* Figures in italics indicate that the base number is less than 100.

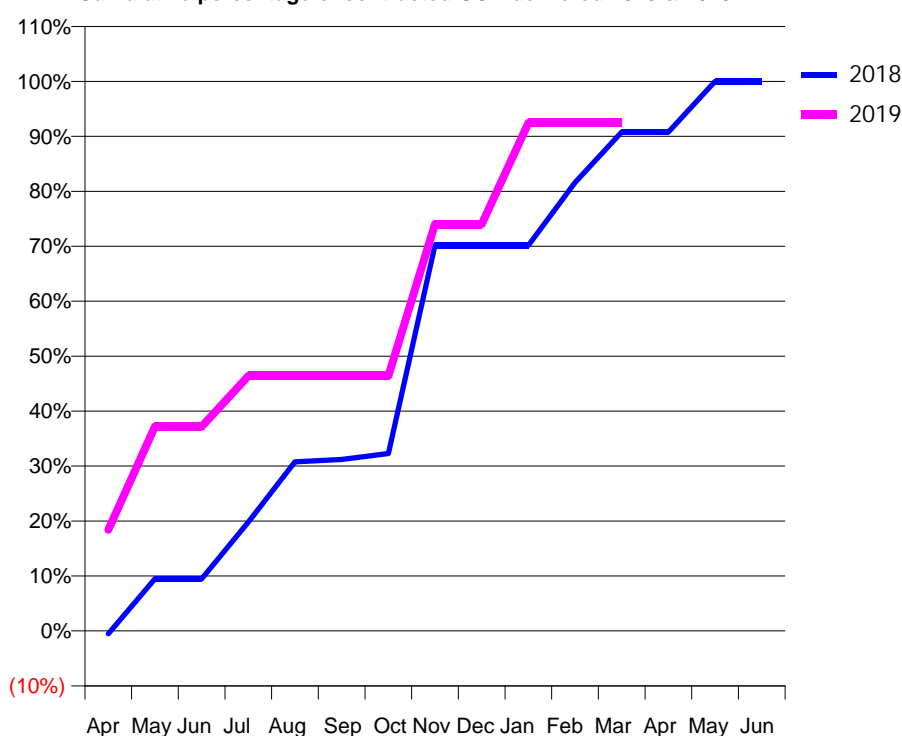
### Q50 - Vital Signs Orthodontic At a Glance Contract Report for 115339/0001 - March 2019

Name or company name	Bondgate Dental Practice	18/19 Contracted general activity (UDA)	9,998
Contract type name	GDS Contract	Carry forward general activity (UDA)	0
Purpose of contract	General and Orthodontic	18/19 Contracted orthodontic activity (UOA)	228
Contract start date	01/03/2015	Carry forward orthodontic activity (UOA)	0
Contract end date		Baseline contract value	£267,346.19

ACCESS	Contract	England and Wales
24 month ratio of assessments to patient IDs	1.11	1.08

ACTIVITY	Contract
Contract assess and fit appliances (case starts) as a percentage of Area Team case starts	0.2 %

Cumulative percentage of contracted UOA delivered 2018 & 2019



Month	Adjusted Scheduled Activity (UOA)		
	2017	2018	2019
April	22	-1	42
May	26	22	85
June	28	22	85
July	50	45	106
August	50	70	106
September	77	71	106
October	79	74	106
November	80	160	169
December	81	160	169
January	130	160	211
February	137	186	211
March	205	207	211
April	205	207	
May	205	228	
June	226	228	

#### QUANTITY METRICS (rolling 12 month period)

	Contract Quantity	Contract Base Number	Contract *	Area Team	Region	England
% of all assessments that were assess and fit appliances (case starts)	12	12	100.0%	64.0%	63.0%	59.2%
% of all assessments that were assess and refuse	0	12	0.0%	10.9%	11.1%	12.0%
% of all assessments that were assess and review	0	12	0.0%	25.1%	25.8%	28.8%
% of case starts with a reported IOTN of 3 and Aesthetic Component of 5 or below	0	12	N/A	0.3%	0.1%	0.1%
% of case starts with a reported IOTN of 3 and Aesthetic Component of 6 or above	0	12	N/A	3.2%	3.7%	3.9%
% of case starts with a reported IOTN of 4	10	12	83.3%	79.4%	79.2%	77.6%
% of case starts with a reported IOTN of 5	2	12	16.7%	16.1%	16.4%	16.7 %
% of concluded courses in receipt of dual-arch fixed appliances	5	6	83.3%	78.9%	75.4%	72.9%
% of concluded courses where treatment was abandoned or discontinued	0	6	0.0%	10.2%	8.8%	8.7%
% of patients satisfied with the treatment they have received	1	1	100.0%	94.4%	96.4%	95.7%

\* Figures in italics indicate that the base number is less than 100.

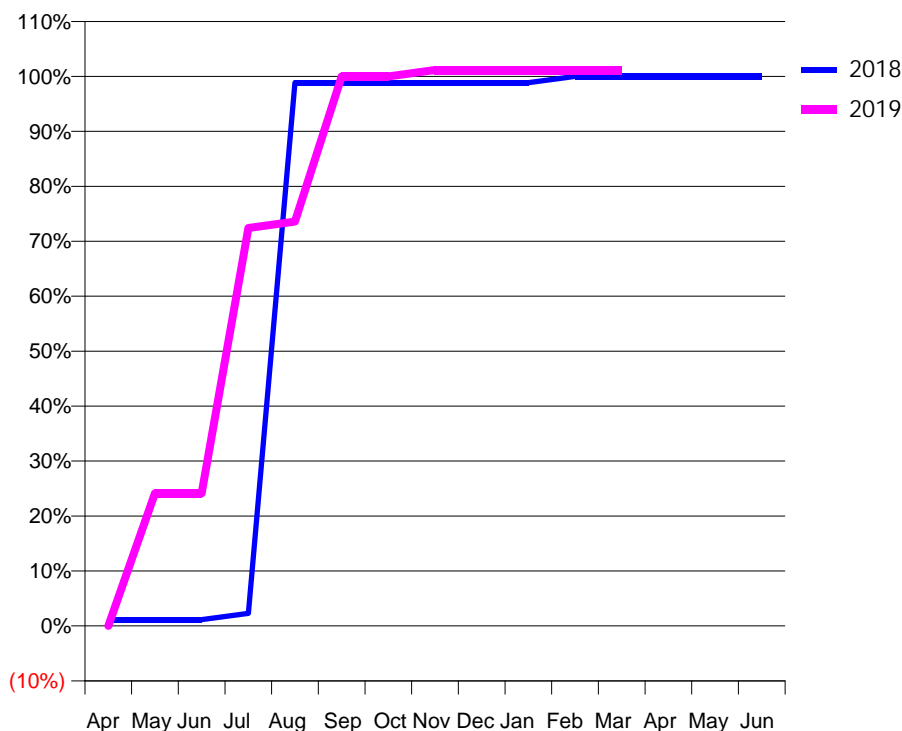
### Q50 - Vital Signs Orthodontic At a Glance Contract Report for 121517/0001 - March 2019

Name or company name	K L DOBBS	18/19 Contracted general activity (UDA)	27,495
Contract type name	GDS Contract	Carry forward general activity (UDA)	-442
Purpose of contract	General and Orthodontic	18/19 Contracted orthodontic activity (UOA)	87
Contract start date	01/11/2014	Carry forward orthodontic activity (UOA)	0
Contract end date		Baseline contract value	£1,031,254.04

ACCESS	Contract	England and Wales
24 month ratio of assessments to patient IDs	1.14	1.08

ACTIVITY	Contract
Contract assess and fit appliances (case starts) as a percentage of Area Team case starts	0.1 %

Cumulative percentage of contracted UOA delivered 2018 & 2019



Month	Adjusted Scheduled Activity (UOA)		
	2017	2018	2019
April	2	1	0
May	2	1	21
June	2	1	21
July	2	2	63
August	2	86	64
September	44	86	87
October	86	86	87
November	87	86	88
December	87	86	88
January	87	86	88
February	87	87	88
March	88	87	88
April	88	87	
May	88	87	
June	88	87	

#### QUANTITY METRICS (rolling 12 month period)

	Contract Quantity	Contract Base Number	Contract *	Area Team	Region	England
% of all assessments that were assess and fit appliances (case starts)	4	10	40.0%	64.0%	63.0%	59.2%
% of all assessments that were assess and refuse	0	10	0.0%	10.9%	11.1%	12.0%
% of all assessments that were assess and review	6	10	60.0%	25.1%	25.8%	28.8%
% of case starts with a reported IOTN of 3 and Aesthetic Component of 5 or below	0	4	N/A	0.3%	0.1%	0.1%
% of case starts with a reported IOTN of 3 and Aesthetic Component of 6 or above	0	4	N/A	3.2%	3.7%	3.9%
% of case starts with a reported IOTN of 4	4	4	100.0%	79.4%	79.2%	77.6%
% of case starts with a reported IOTN of 5	0	4	N/A	16.1%	16.4%	16.7 %
% of concluded courses in receipt of dual-arch fixed appliances	1	3	33.3%	78.9%	75.4%	72.9%
% of concluded courses where treatment was abandoned or discontinued	2	3	66.7%	10.2%	8.8%	8.7%
% of patients satisfied with the treatment they have received	0	0	N/A	94.4%	96.4%	95.7%

\* Figures in italics indicate that the base number is less than 100.

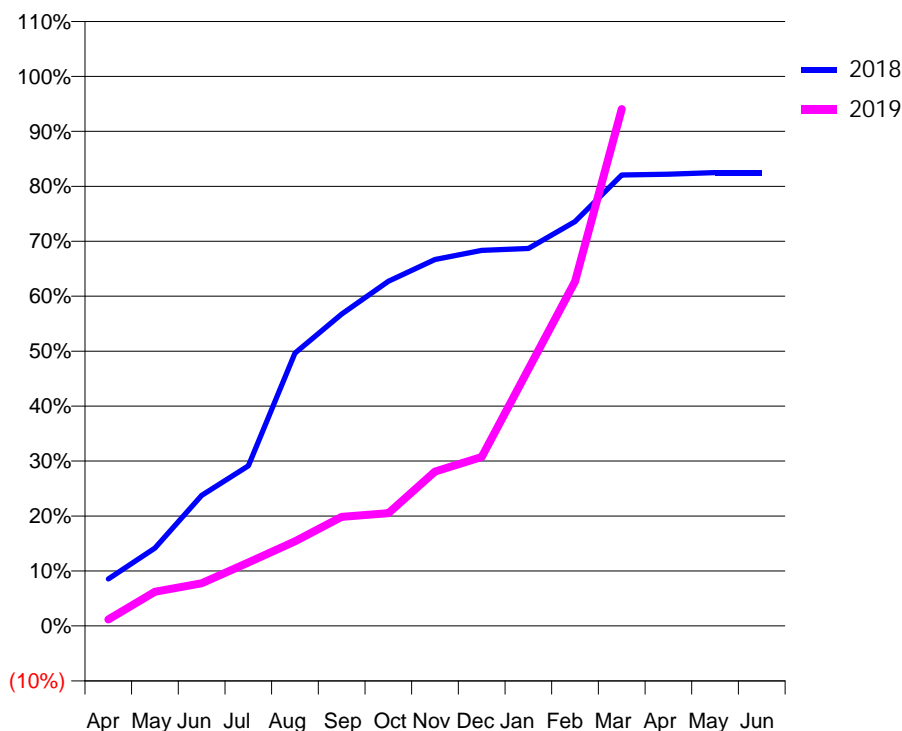
### Q50 - Vital Signs Orthodontic At a Glance Contract Report for 121517/0002 - March 2019

Name or company name	K L DOBBS	18/19 Contracted general activity (UDA)	0
Contract type name	GDS Contract	Carry forward general activity (UDA)	0
Purpose of contract	Orthodontic	18/19 Contracted orthodontic activity (UOA)	7,192
Contract start date	01/11/2014	Carry forward orthodontic activity (UOA)	0
Contract end date		Baseline contract value	£441,176.01

ACCESS	Contract	England and Wales
24 month ratio of assessments to patient IDs	1.06	1.08

ACTIVITY	Contract
Contract assess and fit appliances (case starts) as a percentage of Area Team case starts	5.4 %

Cumulative percentage of contracted UOA delivered 2018 & 2019



Month	Adjusted Scheduled Activity (UOA)		
	2017	2018	2019
April	46	615	84
May	1,218	1,019	447
June	1,716	1,707	559
July	2,911	2,095	831
August	3,700	3,570	1,107
September	4,405	4,081	1,427
October	5,028	4,510	1,475
November	5,815	4,795	2,020
December	6,440	4,915	2,210
January	6,779	4,940	3,361
February	6,790	5,292	4,506
March	7,194	5,902	6,764
April	7,196	5,912	
May	7,195	5,933	
June	7,217	5,933	

### QUANTITY METRICS (rolling 12 month period)

	Contract Quantity	Contract Base Number	Contract *	Area Team	Region	England
% of all assessments that were assess and fit appliances (case starts)	316	556	56.8%	64.0%	63.0%	59.2%
% of all assessments that were assess and refuse	1	556	0.2%	10.9%	11.1%	12.0%
% of all assessments that were assess and review	239	556	43.0%	25.1%	25.8%	28.8%
% of case starts with a reported IOTN of 3 and Aesthetic Component of 5 or below	2	316	0.6%	0.3%	0.1%	0.1%
% of case starts with a reported IOTN of 3 and Aesthetic Component of 6 or above	4	316	1.3%	3.2%	3.7%	3.9%
% of case starts with a reported IOTN of 4	223	316	70.6%	79.4%	79.2%	77.6%
% of case starts with a reported IOTN of 5	87	316	27.5%	16.1%	16.4%	16.7 %
% of concluded courses in receipt of dual-arch fixed appliances	195	230	84.8%	78.9%	75.4%	72.9%
% of concluded courses where treatment was abandoned or discontinued	21	230	9.1%	10.2%	8.8%	8.7%
% of patients satisfied with the treatment they have received	1	1	100.0%	94.4%	96.4%	95.7%

\* Figures in italics indicate that the base number is less than 100.

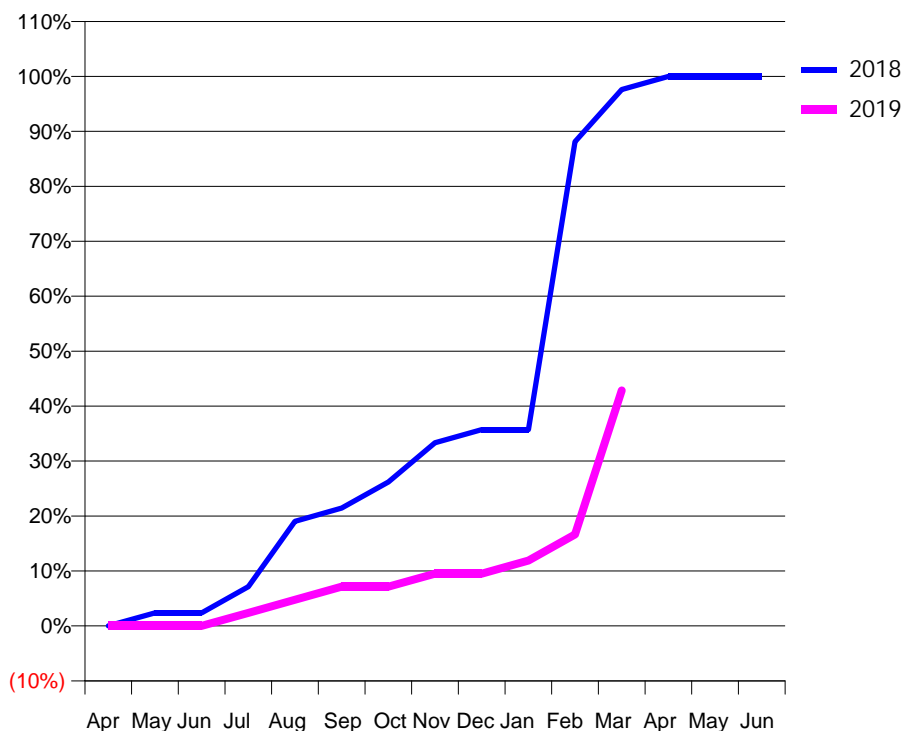
### Q50 - Vital Signs Orthodontic At a Glance Contract Report for 125717/0001 - March 2019

Name or company name	Andrew Jones Dental Practice Ltd	18/19 Contracted general activity (UDA)	5,433
Contract type name	GDS Contract	Carry forward general activity (UDA)	107
Purpose of contract	General and Orthodontic	18/19 Contracted orthodontic activity (UOA)	42
Contract start date	01/04/2008	Carry forward orthodontic activity (UOA)	0
Contract end date		Baseline contract value	£153,297.61

ACCESS	Contract	England and Wales
24 month ratio of assessments to patient IDs	1.18	1.08

ACTIVITY	Contract
Contract assess and fit appliances (case starts) as a percentage of Area Team case starts	0.0 %

Cumulative percentage of contracted UOA delivered 2018 & 2019



Month	Adjusted Scheduled Activity (UOA)		
	2017	2018	2019
April	2	0	0
May	6	1	0
June	6	1	0
July	7	3	1
August	9	8	2
September	17	9	3
October	17	11	3
November	17	14	4
December	19	15	4
January	21	15	5
February	21	37	7
March	28	41	18
April	34	42	
May	34	42	
June	34	42	

#### QUANTITY METRICS (rolling 12 month period)

	Contract Quantity	Contract Base Number	Contract *	Area Team	Region	England
% of all assessments that were assess and fit appliances (case starts)	0	19	0.0%	64.0%	63.0%	59.2%
% of all assessments that were assess and refuse	4	19	21.1%	10.9%	11.1%	12.0%
% of all assessments that were assess and review	15	19	78.9%	25.1%	25.8%	28.8%
% of case starts with a reported IOTN of 3 and Aesthetic Component of 5 or below	0	0	N/A	0.3%	0.1%	0.1%
% of case starts with a reported IOTN of 3 and Aesthetic Component of 6 or above	0	0	N/A	3.2%	3.7%	3.9%
% of case starts with a reported IOTN of 4	0	0	N/A	79.4%	79.2%	77.6%
% of case starts with a reported IOTN of 5	0	0	N/A	16.1%	16.4%	16.7%
% of concluded courses in receipt of dual-arch fixed appliances	0	0	N/A	78.9%	75.4%	72.9%
% of concluded courses where treatment was abandoned or discontinued	0	0	N/A	10.2%	8.8%	8.7%
% of patients satisfied with the treatment they have received	0	0	N/A	94.4%	96.4%	95.7%

\* Figures in italics indicate that the base number is less than 100.

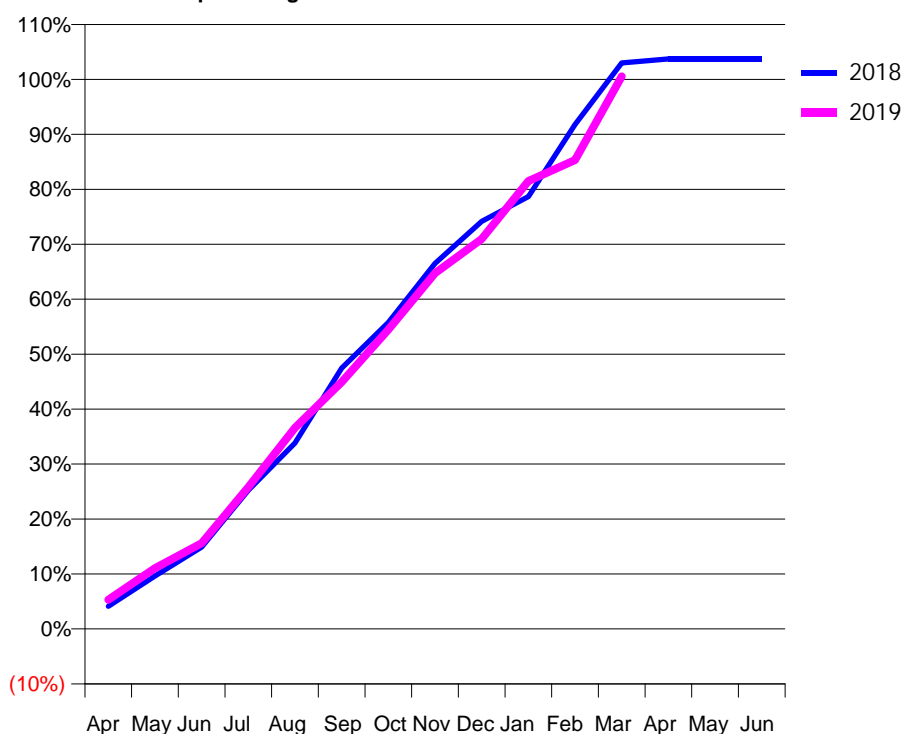
### Q50 - Vital Signs Orthodontic At a Glance Contract Report for 132330/0001 - March 2019

Name or company name	Quantum Ortho Limited	18/19 Contracted general activity (UDA)	0
Contract type name	PDS Contract	Carry forward general activity (UDA)	0
Purpose of contract	Orthodontic	18/19 Contracted orthodontic activity (UOA)	8,812
Contract start date	01/04/2010	Carry forward orthodontic activity (UOA)	-176
Contract end date	31/08/2020	Baseline contract value	£575,644.98

ACCESS	Contract	England and Wales
24 month ratio of assessments to patient IDs	1.00	1.08

ACTIVITY	Contract
Contract assess and fit appliances (case starts) as a percentage of Area Team case starts	7.1 %

Cumulative percentage of contracted UOA delivered 2018 & 2019



Month	Adjusted Scheduled Activity (UOA)		
	2017	2018	2019
April	66	365	470
May	760	848	974
June	1,183	1,314	1,373
July	1,855	2,222	2,276
August	2,450	2,982	3,225
September	3,491	4,181	3,960
October	4,422	4,916	4,800
November	5,819	5,861	5,705
December	7,100	6,533	6,253
January	7,751	6,932	7,181
February	8,637	8,089	7,517
March	9,080	9,076	8,861
April	9,102	9,139	
May	9,102	9,139	
June	9,102	9,139	

### QUANTITY METRICS (rolling 12 month period)

	Contract Quantity	Contract Base Number	Contract *	Area Team	Region	England
% of all assessments that were assess and fit appliances (case starts)	418	418	100.0%	64.0%	63.0%	59.2%
% of all assessments that were assess and refuse	0	418	0.0%	10.9%	11.1%	12.0%
% of all assessments that were assess and review	0	418	0.0%	25.1%	25.8%	28.8%
% of case starts with a reported IOTN of 3 and Aesthetic Component of 5 or below	3	418	0.7%	0.3%	0.1%	0.1%
% of case starts with a reported IOTN of 3 and Aesthetic Component of 6 or above	28	418	6.7%	3.2%	3.7%	3.9%
% of case starts with a reported IOTN of 4	325	418	77.8%	79.4%	79.2%	77.6%
% of case starts with a reported IOTN of 5	62	418	14.8%	16.1%	16.4%	16.7%
% of concluded courses in receipt of dual-arch fixed appliances	276	313	88.2%	78.9%	75.4%	72.9%
% of concluded courses where treatment was abandoned or discontinued	33	313	10.5%	10.2%	8.8%	8.7%
% of patients satisfied with the treatment they have received	4	4	100.0%	94.4%	96.4%	95.7%

\* Figures in italics indicate that the base number is less than 100.

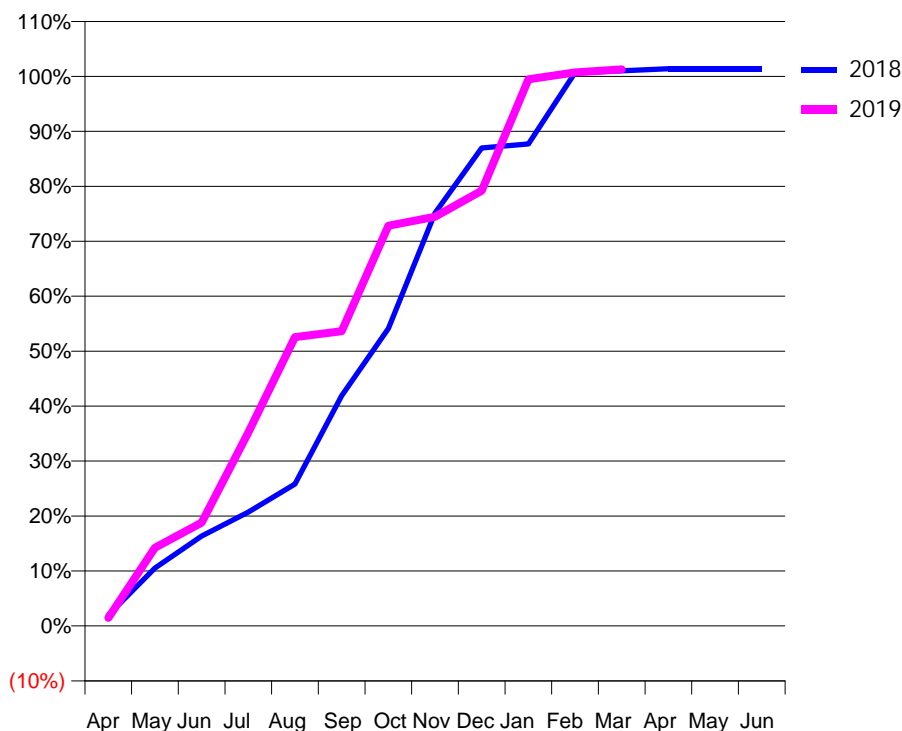
### Q50 - Vital Signs Orthodontic At a Glance Contract Report for 132667/0001 - March 2019

Name or company name	Barton Dental Care Limited	18/19 Contracted general activity (UDA)	9,295
Contract type name	GDS Contract	Carry forward general activity (UDA)	52
Purpose of contract	General and Orthodontic	18/19 Contracted orthodontic activity (UOA)	548
Contract start date	01/04/2011	Carry forward orthodontic activity (UOA)	-8
Contract end date		Baseline contract value	£334,607.66

ACCESS	Contract	England and Wales
24 month ratio of assessments to patient IDs	1.57	1.08

ACTIVITY	Contract
Contract assess and fit appliances (case starts) as a percentage of Area Team case starts	0.4 %

Cumulative percentage of contracted UOA delivered 2018 & 2019



Month	Adjusted Scheduled Activity (UOA)		
	2017	2018	2019
April	7	11	8
May	30	58	78
June	76	90	103
July	122	114	193
August	126	142	288
September	197	230	294
October	225	297	399
November	270	412	408
December	312	477	434
January	363	481	545
February	410	552	552
March	526	554	555
April	551	556	
May	551	556	
June	551	556	

#### QUANTITY METRICS (rolling 12 month period)

	Contract Quantity	Contract Base Number	Contract *	Area Team	Region	England
% of all assessments that were assess and fit appliances (case starts)	24	86	27.9%	64.0%	63.0%	59.2%
% of all assessments that were assess and refuse	2	86	2.3%	10.9%	11.1%	12.0%
% of all assessments that were assess and review	60	86	69.8%	25.1%	25.8%	28.8%
% of case starts with a reported IOTN of 3 and Aesthetic Component of 5 or below	0	24	<i>N/A</i>	0.3%	0.1%	0.1%
% of case starts with a reported IOTN of 3 and Aesthetic Component of 6 or above	3	24	12.5%	3.2%	3.7%	3.9%
% of case starts with a reported IOTN of 4	14	24	58.3%	79.4%	79.2%	77.6%
% of case starts with a reported IOTN of 5	7	24	29.2%	16.1%	16.4%	16.7%
% of concluded courses in receipt of dual-arch fixed appliances	7	11	63.6%	78.9%	75.4%	72.9%
% of concluded courses where treatment was abandoned or discontinued	0	11	0.0%	10.2%	8.8%	8.7%
% of patients satisfied with the treatment they have received	0	0	<i>N/A</i>	94.4%	96.4%	95.7%

\* Figures in italics indicate that the base number is less than 100.



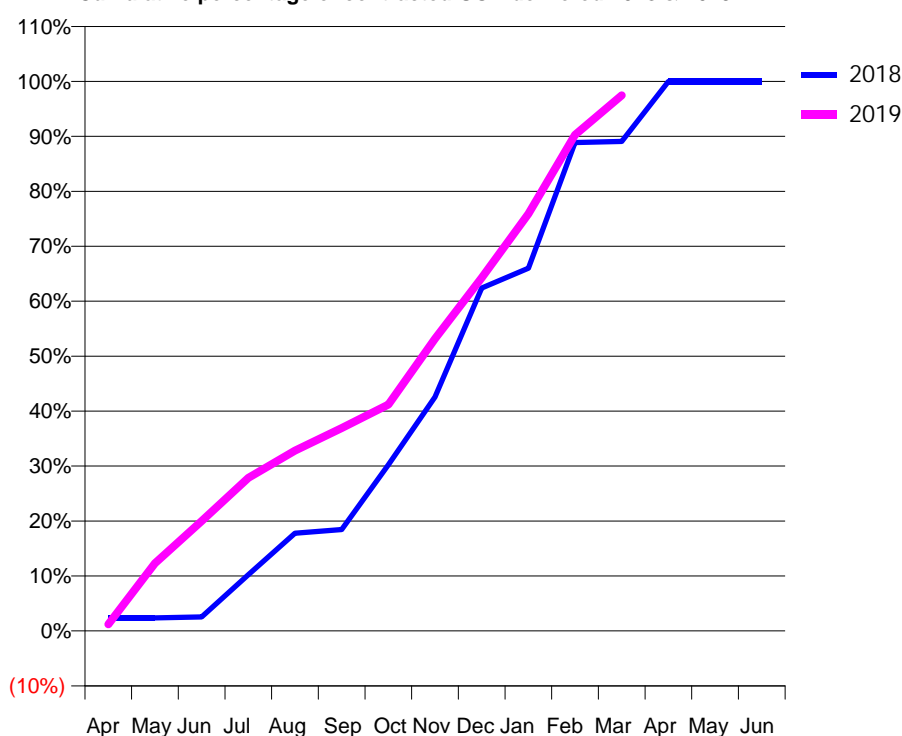
### Q50 - Vital Signs Orthodontic At a Glance Contract Report for 143464/0001 - March 2019

Name or company name	The Dental Health Practice Ltd.	18/19 Contracted general activity (UDA)	5,931
Contract type name	GDS Contract	Carry forward general activity (UDA)	0
Purpose of contract	General and Orthodontic	18/19 Contracted orthodontic activity (UOA)	585
Contract start date	01/01/2009	Carry forward orthodontic activity (UOA)	0
Contract end date		Baseline contract value	£229,241.79

ACCESS	Contract	England and Wales
24 month ratio of assessments to patient IDs	1.14	1.08

ACTIVITY	Contract
Contract assess and fit appliances (case starts) as a percentage of Area Team case starts	0.5 %

Cumulative percentage of contracted UOA delivered 2018 & 2019



Month	Adjusted Scheduled Activity (UOA)		
	2017	2018	2019
April	13	14	7
May	57	14	72
June	75	15	117
July	100	60	163
August	164	104	192
September	177	108	216
October	223	177	241
November	268	249	311
December	311	365	376
January	333	386	444
February	376	520	528
March	550	521	570
April	595	585	
May	595	585	
June	595	585	

#### QUANTITY METRICS (rolling 12 month period)

	Contract Quantity	Contract Base Number	Contract *	Area Team	Region	England
% of all assessments that were assess and fit appliances (case starts)	29	69	42.0%	64.0%	63.0%	59.2%
% of all assessments that were assess and refuse	6	69	8.7%	10.9%	11.1%	12.0%
% of all assessments that were assess and review	34	69	49.3%	25.1%	25.8%	28.8%
% of case starts with a reported IOTN of 3 and Aesthetic Component of 5 or below	0	29	<i>N/A</i>	0.3%	0.1%	0.1%
% of case starts with a reported IOTN of 3 and Aesthetic Component of 6 or above	1	29	3.4%	3.2%	3.7%	3.9%
% of case starts with a reported IOTN of 4	23	29	79.3%	79.4%	79.2%	77.6%
% of case starts with a reported IOTN of 5	5	29	17.2%	16.1%	16.4%	16.7%
% of concluded courses in receipt of dual-arch fixed appliances	19	23	82.6%	78.9%	75.4%	72.9%
% of concluded courses where treatment was abandoned or discontinued	0	23	0.0%	10.2%	8.8%	8.7%
% of patients satisfied with the treatment they have received	0	0	<i>N/A</i>	94.4%	96.4%	95.7%

\* Figures in italics indicate that the base number is less than 100.

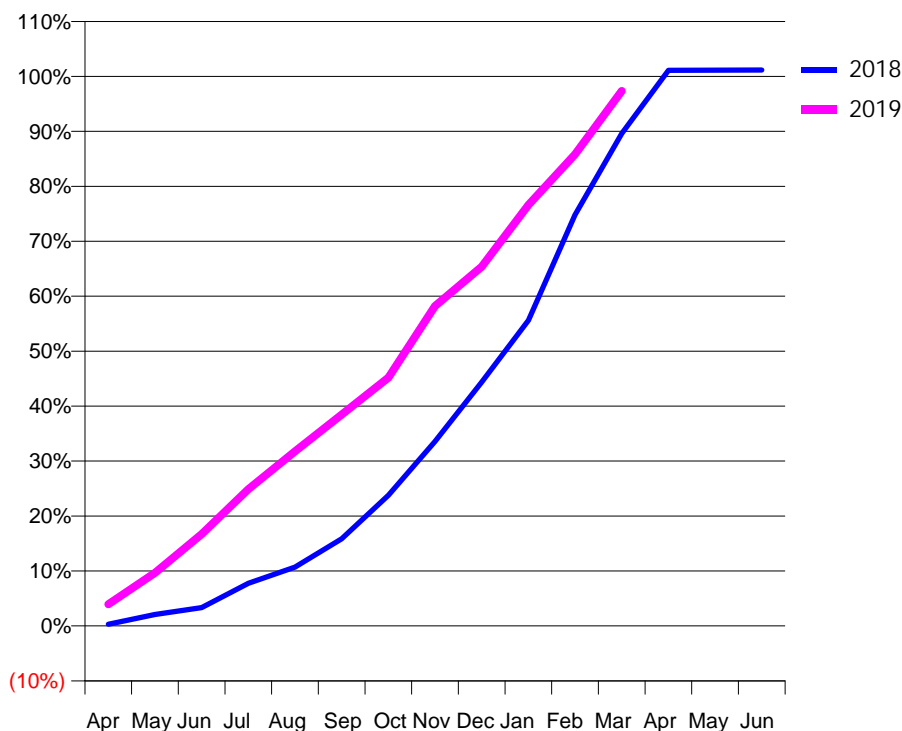
### Q50 - Vital Signs Orthodontic At a Glance Contract Report for 147761/0001 - March 2019

Name or company name	ALPHA WINDMILL (YORK) LIMITED	18/19 Contracted general activity (UDA)	0
Contract type name	PDS Contract	Carry forward general activity (UDA)	0
Purpose of contract	Orthodontic	18/19 Contracted orthodontic activity (UOA)	8,000
Contract start date	01/04/2012	Carry forward orthodontic activity (UOA)	-93
Contract end date	31/03/2020	Baseline contract value	£452,783.62

ACCESS	Contract	England and Wales
24 month ratio of assessments to patient IDs	1.18	1.08

ACTIVITY	Contract
Contract assess and fit appliances (case starts) as a percentage of Area Team case starts	6.7 %

Cumulative percentage of contracted UOA delivered 2018 & 2019



Month	Adjusted Scheduled Activity (UOA)		
	2017	2018	2019
April	119	25	315
May	543	166	773
June	936	267	1,337
July	1,472	623	1,991
August	2,079	858	2,541
September	2,632	1,269	3,077
October	3,144	1,903	3,613
November	3,601	2,685	4,656
December	4,025	3,550	5,230
January	4,794	4,448	6,127
February	5,575	5,985	6,866
March	6,362	7,167	7,787
April	7,162	8,088	
May	7,270	8,091	
June	7,272	8,093	

#### QUANTITY METRICS (rolling 12 month period)

	Contract Quantity	Contract Base Number	Contract *	Area Team	Region	England
% of all assessments that were assess and fit appliances (case starts)	392	995	39.4%	64.0%	63.0%	59.2%
% of all assessments that were assess and refuse	242	995	24.3%	10.9%	11.1%	12.0%
% of all assessments that were assess and review	361	995	36.3%	25.1%	25.8%	28.8%
% of case starts with a reported IOTN of 3 and Aesthetic Component of 5 or below	0	392	N/A	0.3%	0.1%	0.1%
% of case starts with a reported IOTN of 3 and Aesthetic Component of 6 or above	19	392	4.8%	3.2%	3.7%	3.9%
% of case starts with a reported IOTN of 4	311	392	79.3%	79.4%	79.2%	77.6%
% of case starts with a reported IOTN of 5	61	392	15.6%	16.1%	16.4%	16.7%
% of concluded courses in receipt of dual-arch fixed appliances	285	475	60.0%	78.9%	75.4%	72.9%
% of concluded courses where treatment was abandoned or discontinued	61	475	12.8%	10.2%	8.8%	8.7%
% of patients satisfied with the treatment they have received	8	8	100.0%	94.4%	96.4%	95.7%

\* Figures in italics indicate that the base number is less than 100.

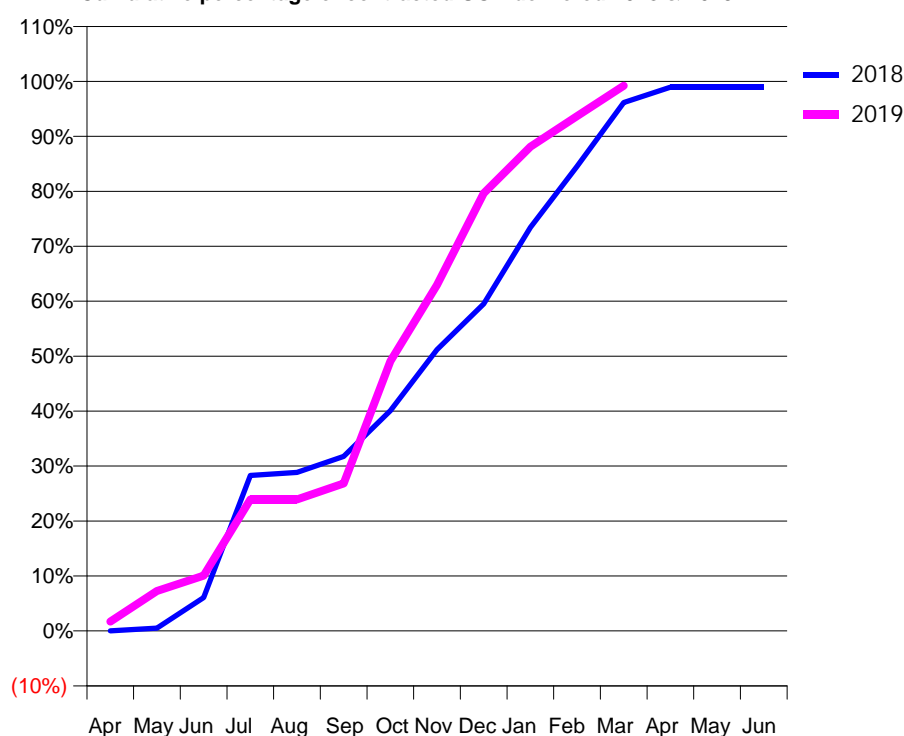
### Q50 - Vital Signs Orthodontic At a Glance Contract Report for 155365/0002 - March 2019

Name or company name	Ishak Practices Ltd	18/19 Contracted general activity (UDA)	17,246
Contract type name	GDS Contract	Carry forward general activity (UDA)	0
Purpose of contract	General and Orthodontic	18/19 Contracted orthodontic activity (UOA)	756
Contract start date	01/06/2015	Carry forward orthodontic activity (UOA)	8
Contract end date		Baseline contract value	£568,461.04

ACCESS	Contract	England and Wales
24 month ratio of assessments to patient IDs	1.00	1.08

ACTIVITY	Contract
Contract assess and fit appliances (case starts) as a percentage of Area Team case starts	0.6 %

Cumulative percentage of contracted UOA delivered 2018 & 2019



Month	Adjusted Scheduled Activity (UOA)		
	2017	2018	2019
April	21	0	13
May	105	4	55
June	126	46	76
July	168	214	181
August	189	218	181
September	210	240	203
October	273	303	371
November	357	387	476
December	525	450	602
January	609	555	666
February	672	639	708
March	735	727	750
April	756	748	
May	756	748	
June	756	748	

#### QUANTITY METRICS (rolling 12 month period)

	Contract Quantity	Contract Base Number	Contract *	Area Team	Region	England
% of all assessments that were assess and fit appliances (case starts)	37	39	94.9%	64.0%	63.0%	59.2%
% of all assessments that were assess and refuse	2	39	5.1%	10.9%	11.1%	12.0%
% of all assessments that were assess and review	0	39	0.0%	25.1%	25.8%	28.8%
% of case starts with a reported IOTN of 3 and Aesthetic Component of 5 or below	0	37	N/A	0.3%	0.1%	0.1%
% of case starts with a reported IOTN of 3 and Aesthetic Component of 6 or above	2	37	5.4%	3.2%	3.7%	3.9%
% of case starts with a reported IOTN of 4	25	37	67.6%	79.4%	79.2%	77.6%
% of case starts with a reported IOTN of 5	8	37	21.6%	16.1%	16.4%	16.7%
% of concluded courses in receipt of dual-arch fixed appliances	2	41	4.9%	78.9%	75.4%	72.9%
% of concluded courses where treatment was abandoned or discontinued	2	41	4.9%	10.2%	8.8%	8.7%
% of patients satisfied with the treatment they have received	1	1	100.0%	94.4%	96.4%	95.7%

\* Figures in italics indicate that the base number is less than 100.

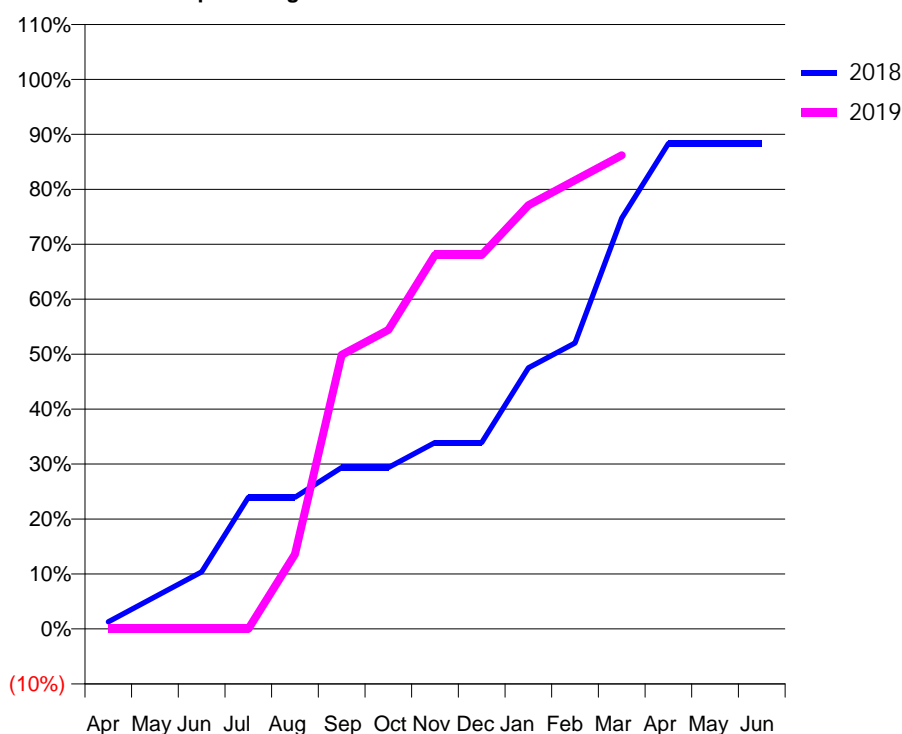
### Q50 - Vital Signs Orthodontic At a Glance Contract Report for 158488/0001 - March 2019

Name or company name	Bedale Dental Practice Ltd	18/19 Contracted general activity (UDA)	3,500
Contract type name	GDS Contract	Carry forward general activity (UDA)	75
Purpose of contract	General and Orthodontic	18/19 Contracted orthodontic activity (UOA)	463
Contract start date	01/02/2012	Carry forward orthodontic activity (UOA)	0
Contract end date		Baseline contract value	£121,365.04

ACCESS	Contract	England and Wales
24 month ratio of assessments to patient IDs	1.00	1.08

ACTIVITY	Contract
Contract assess and fit appliances (case starts) as a percentage of Area Team case starts	0.4 %

Cumulative percentage of contracted UOA delivered 2018 & 2019



Month	Adjusted Scheduled Activity (UOA)		
	2017	2018	2019
April	64	6	0
May	85	27	0
June	85	48	0
July	127	111	0
August	127	111	63
September	148	136	231
October	152	136	252
November	215	157	315
December	257	157	315
January	299	220	357
February	320	241	378
March	427	346	399
April	469	409	
May	469	409	
June	469	409	

#### QUANTITY METRICS (rolling 12 month period)

	Contract Quantity	Contract Base Number	Contract *	Area Team	Region	England
% of all assessments that were assess and fit appliances (case starts)	22	22	100.0%	64.0%	63.0%	59.2%
% of all assessments that were assess and refuse	0	22	0.0%	10.9%	11.1%	12.0%
% of all assessments that were assess and review	0	22	0.0%	25.1%	25.8%	28.8%
% of case starts with a reported IOTN of 3 and Aesthetic Component of 5 or below	0	22	N/A	0.3%	0.1%	0.1%
% of case starts with a reported IOTN of 3 and Aesthetic Component of 6 or above	1	22	4.5%	3.2%	3.7%	3.9%
% of case starts with a reported IOTN of 4	16	22	72.7%	79.4%	79.2%	77.6%
% of case starts with a reported IOTN of 5	5	22	22.7%	16.1%	16.4%	16.7%
% of concluded courses in receipt of dual-arch fixed appliances	0	10	N/A	78.9%	75.4%	72.9%
% of concluded courses where treatment was abandoned or discontinued	1	10	10.0%	10.2%	8.8%	8.7%
% of patients satisfied with the treatment they have received	0	0	N/A	94.4%	96.4%	95.7%

\* Figures in italics indicate that the base number is less than 100.

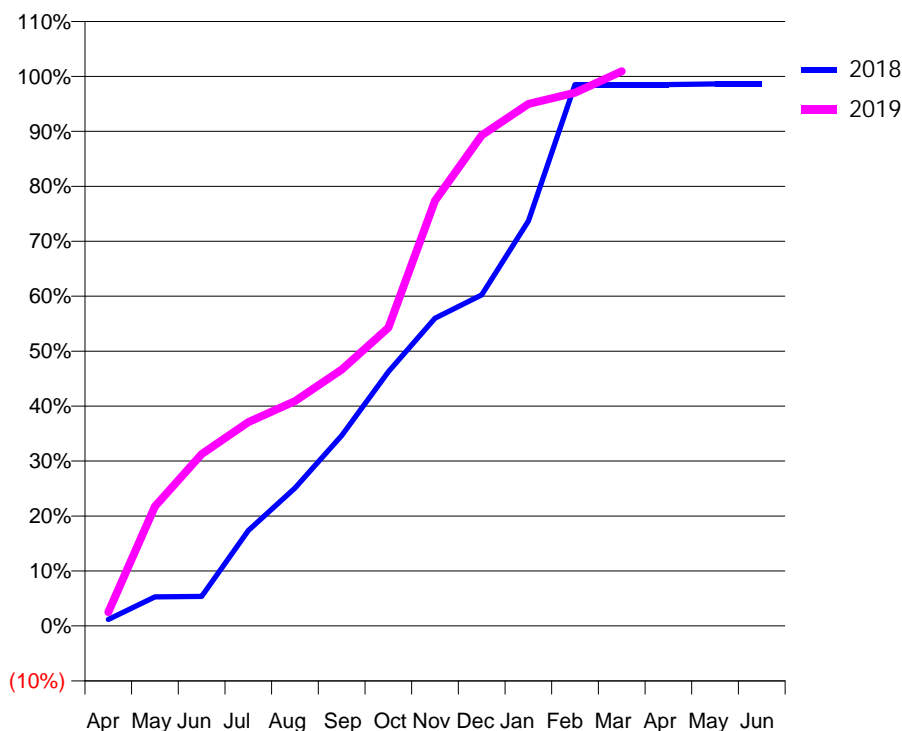
### Q50 - Vital Signs Orthodontic At a Glance Contract Report for 164690/0002 - March 2019

Name or company name	IDH 477 Limited	18/19 Contracted general activity (UDA)	0
Contract type name	GDS Contract	Carry forward general activity (UDA)	0
Purpose of contract	Orthodontic	18/19 Contracted orthodontic activity (UOA)	1,100
Contract start date	12/07/2009	Carry forward orthodontic activity (UOA)	15
Contract end date		Baseline contract value	£73,372.44

ACCESS	Contract	England and Wales
24 month ratio of assessments to patient IDs	1.05	1.08

ACTIVITY	Contract
Contract assess and fit appliances (case starts) as a percentage of Area Team case starts	0.9 %

Cumulative percentage of contracted UOA delivered 2018 & 2019



Month	Adjusted Scheduled Activity (UOA)		
	2017	2018	2019
April	0	13	28
May	52	58	239
June	53	59	344
July	53	191	408
August	53	276	450
September	53	381	513
October	234	509	597
November	342	616	851
December	556	663	982
January	663	811	1,045
February	901	1,084	1,067
March	1,111	1,084	1,110
April	1,111	1,084	
May	1,113	1,085	
June	1,113	1,085	

#### QUANTITY METRICS (rolling 12 month period)

	Contract Quantity	Contract Base Number	Contract *	Area Team	Region	England
% of all assessments that were assess and fit appliances (case starts)	54	68	79.4%	64.0%	63.0%	59.2%
% of all assessments that were assess and refuse	4	68	5.9%	10.9%	11.1%	12.0%
% of all assessments that were assess and review	10	68	14.7%	25.1%	25.8%	28.8%
% of case starts with a reported IOTN of 3 and Aesthetic Component of 5 or below	0	54	<i>N/A</i>	0.3%	0.1%	0.1%
% of case starts with a reported IOTN of 3 and Aesthetic Component of 6 or above	7	54	13.0%	3.2%	3.7%	3.9%
% of case starts with a reported IOTN of 4	42	54	77.8%	79.4%	79.2%	77.6%
% of case starts with a reported IOTN of 5	5	54	9.3%	16.1%	16.4%	16.7 %
% of concluded courses in receipt of dual-arch fixed appliances	1	1	100.0%	78.9%	75.4%	72.9%
% of concluded courses where treatment was abandoned or discontinued	0	1	0.0%	10.2%	8.8%	8.7%
% of patients satisfied with the treatment they have received	0	1	0.0%	94.4%	96.4%	95.7%

\* Figures in italics indicate that the base number is less than 100.

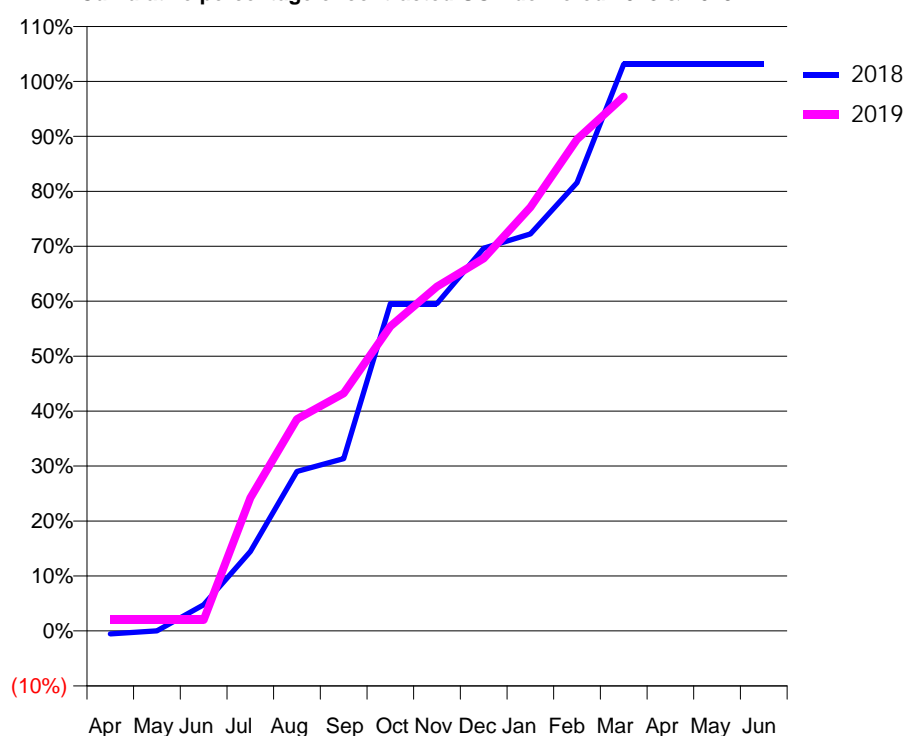
### Q50 - Vital Signs Orthodontic At a Glance Contract Report for 170690/0001 - March 2019

Name or company name	Church House Dental Practice	18/19 Contracted general activity (UDA)	26,382
Contract type name	GDS Contract	Carry forward general activity (UDA)	0
Purpose of contract	General and Orthodontic	18/19 Contracted orthodontic activity (UOA)	900
Contract start date	18/03/2014	Carry forward orthodontic activity (UOA)	-18
Contract end date		Baseline contract value	£909,557.33

ACCESS	Contract	England and Wales
24 month ratio of assessments to patient IDs	1.09	1.08

ACTIVITY	Contract
Contract assess and fit appliances (case starts) as a percentage of Area Team case starts	0.7 %

Cumulative percentage of contracted UOA delivered 2018 & 2019



Month	Adjusted Scheduled Activity (UOA)		
	2017	2018	2019
April	18	-5	18
May	18	-0	18
June	194	43	18
July	323	130	218
August	345	261	347
September	371	282	389
October	524	536	499
November	657	536	564
December	745	627	610
January	874	650	694
February	895	734	805
March	895	928	875
April	895	928	
May	895	928	
June	895	928	

#### QUANTITY METRICS (rolling 12 month period)

	Contract Quantity	Contract Base Number	Contract *	Area Team	Region	England
% of all assessments that were assess and fit appliances (case starts)	42	78	53.8%	64.0%	63.0%	59.2%
% of all assessments that were assess and refuse	11	78	14.1%	10.9%	11.1%	12.0%
% of all assessments that were assess and review	25	78	32.1%	25.1%	25.8%	28.8%
% of case starts with a reported IOTN of 3 and Aesthetic Component of 5 or below	0	42	N/A	0.3%	0.1%	0.1%
% of case starts with a reported IOTN of 3 and Aesthetic Component of 6 or above	0	42	N/A	3.2%	3.7%	3.9%
% of case starts with a reported IOTN of 4	34	42	81.0%	79.4%	79.2%	77.6%
% of case starts with a reported IOTN of 5	8	42	19.0%	16.1%	16.4%	16.7%
% of concluded courses in receipt of dual-arch fixed appliances	12	16	75.0%	78.9%	75.4%	72.9%
% of concluded courses where treatment was abandoned or discontinued	1	16	6.3%	10.2%	8.8%	8.7%
% of patients satisfied with the treatment they have received	0	0	N/A	94.4%	96.4%	95.7%

\* Figures in italics indicate that the base number is less than 100.

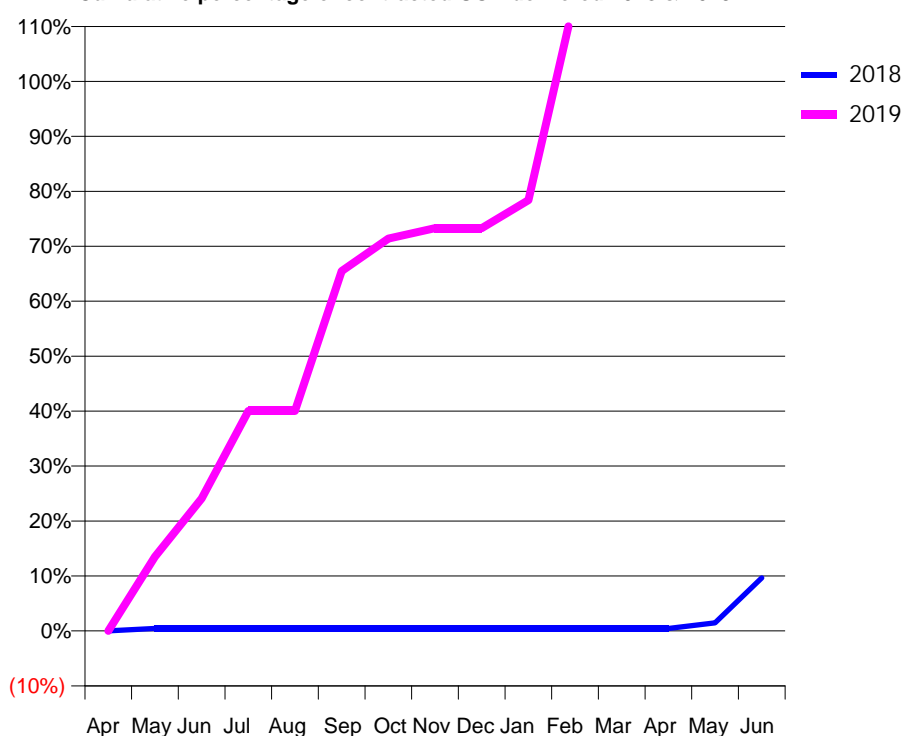
### Q50 - Vital Signs Orthodontic At a Glance Contract Report for 175927/0001 - March 2019

Name or company name	Pierce and Geddes Limited	18/19 Contracted general activity (UDA)	0
Contract type name	PDS Contract	Carry forward general activity (UDA)	0
Purpose of contract	Orthodontic	18/19 Contracted orthodontic activity (UOA)	4,600
Contract start date	01/03/2013	Carry forward orthodontic activity (UOA)	0
Contract end date	31/08/2020	Baseline contract value	£248,918.07

ACCESS	Contract	England and Wales
24 month ratio of assessments to patient IDs	1.02	1.08

ACTIVITY	Contract
Contract assess and fit appliances (case starts) as a percentage of Area Team case starts	6.1 %

Cumulative percentage of contracted UOA delivered 2018 & 2019



Month	Adjusted Scheduled Activity (UOA)		
	2017	2018	2019
April	591	0	0
May	865	21	621
June	996	21	1,109
July	1,144	21	1,841
August	1,209	21	1,841
September	1,316	21	3,012
October	1,401	21	3,285
November	1,486	21	3,372
December	2,362	21	3,372
January	2,363	21	3,605
February	2,697	21	5,294
March	2,888	21	7,239
April	2,949	21	
May	2,949	67	
June	2,949	445	

### QUANTITY METRICS (rolling 12 month period)

	Contract Quantity	Contract Base Number	Contract *	Area Team	Region	England
% of all assessments that were assess and fit appliances (case starts)	359	456	78.7%	64.0%	63.0%	59.2%
% of all assessments that were assess and refuse	47	456	10.3%	10.9%	11.1%	12.0%
% of all assessments that were assess and review	50	456	11.0%	25.1%	25.8%	28.8%
% of case starts with a reported IOTN of 3 and Aesthetic Component of 5 or below	0	359	N/A	0.3%	0.1%	0.1%
% of case starts with a reported IOTN of 3 and Aesthetic Component of 6 or above	3	359	0.8%	3.2%	3.7%	3.9%
% of case starts with a reported IOTN of 4	342	359	95.3%	79.4%	79.2%	77.6%
% of case starts with a reported IOTN of 5	14	359	3.9%	16.1%	16.4%	16.7 %
% of concluded courses in receipt of dual-arch fixed appliances	15	19	78.9%	78.9%	75.4%	72.9%
% of concluded courses where treatment was abandoned or discontinued	4	19	21.1%	10.2%	8.8%	8.7%
% of patients satisfied with the treatment they have received	0	0	N/A	94.4%	96.4%	95.7%

\* Figures in italics indicate that the base number is less than 100.

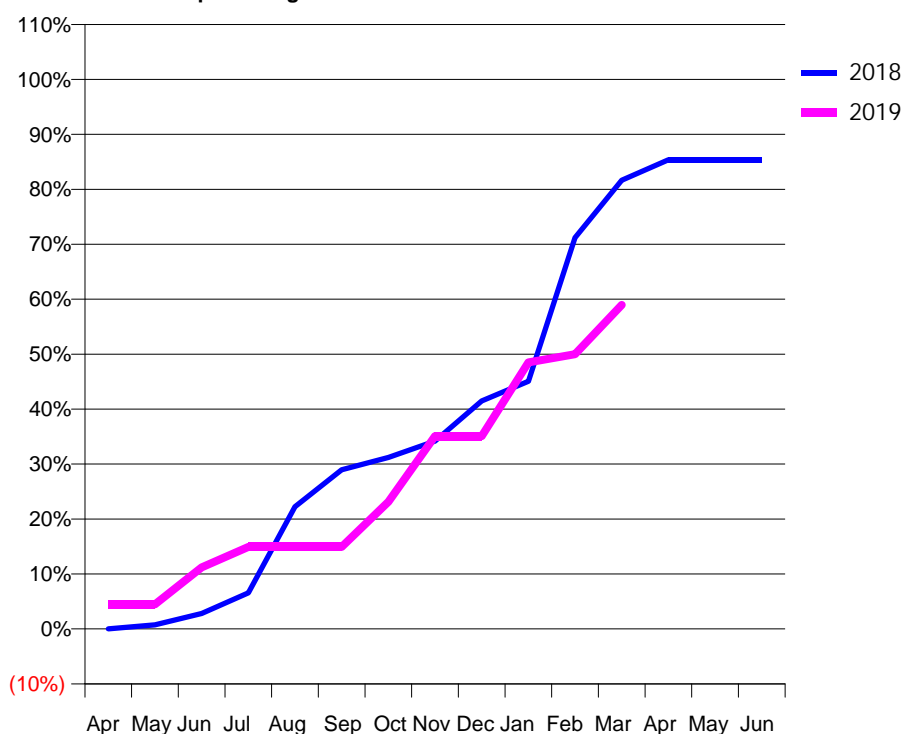
### Q50 - Vital Signs Orthodontic At a Glance Contract Report for 177032/0001 - March 2019

Name or company name	Orchard House Dental Care	18/19 Contracted general activity (UDA)	390
Contract type name	GDS Contract	Carry forward general activity (UDA)	-8
Purpose of contract	General and Orthodontic	18/19 Contracted orthodontic activity (UOA)	134
Contract start date	01/04/2015	Carry forward orthodontic activity (UOA)	0
Contract end date		Baseline contract value	£28,256.14

ACCESS	Contract	England and Wales
24 month ratio of assessments to patient IDs	1.59	1.08

ACTIVITY	Contract
Contract assess and fit appliances (case starts) as a percentage of Area Team case starts	0.0 %

Cumulative percentage of contracted UOA delivered 2018 & 2019



Month	Adjusted Scheduled Activity (UOA)		
	2017	2018	2019
April	3	0	6
May	10	1	6
June	17	4	15
July	17	9	20
August	34	30	20
September	37	39	20
October	45	42	31
November	56	46	47
December	64	56	47
January	71	60	65
February	84	95	67
March	113	109	79
April	119	114	
May	127	114	
June	127	114	

#### QUANTITY METRICS (rolling 12 month period)

	Contract Quantity	Contract Base Number	Contract *	Area Team	Region	England
% of all assessments that were assess and fit appliances (case starts)	0	84	0.0%	64.0%	63.0%	59.2%
% of all assessments that were assess and refuse	12	84	14.3%	10.9%	11.1%	12.0%
% of all assessments that were assess and review	72	84	85.7%	25.1%	25.8%	28.8%
% of case starts with a reported IOTN of 3 and Aesthetic Component of 5 or below	0	0	N/A	0.3%	0.1%	0.1%
% of case starts with a reported IOTN of 3 and Aesthetic Component of 6 or above	0	0	N/A	3.2%	3.7%	3.9%
% of case starts with a reported IOTN of 4	0	0	N/A	79.4%	79.2%	77.6%
% of case starts with a reported IOTN of 5	0	0	N/A	16.1%	16.4%	16.7%
% of concluded courses in receipt of dual-arch fixed appliances	0	1	N/A	78.9%	75.4%	72.9%
% of concluded courses where treatment was abandoned or discontinued	0	1	0.0%	10.2%	8.8%	8.7%
% of patients satisfied with the treatment they have received	0	0	N/A	94.4%	96.4%	95.7%

\* Figures in italics indicate that the base number is less than 100.



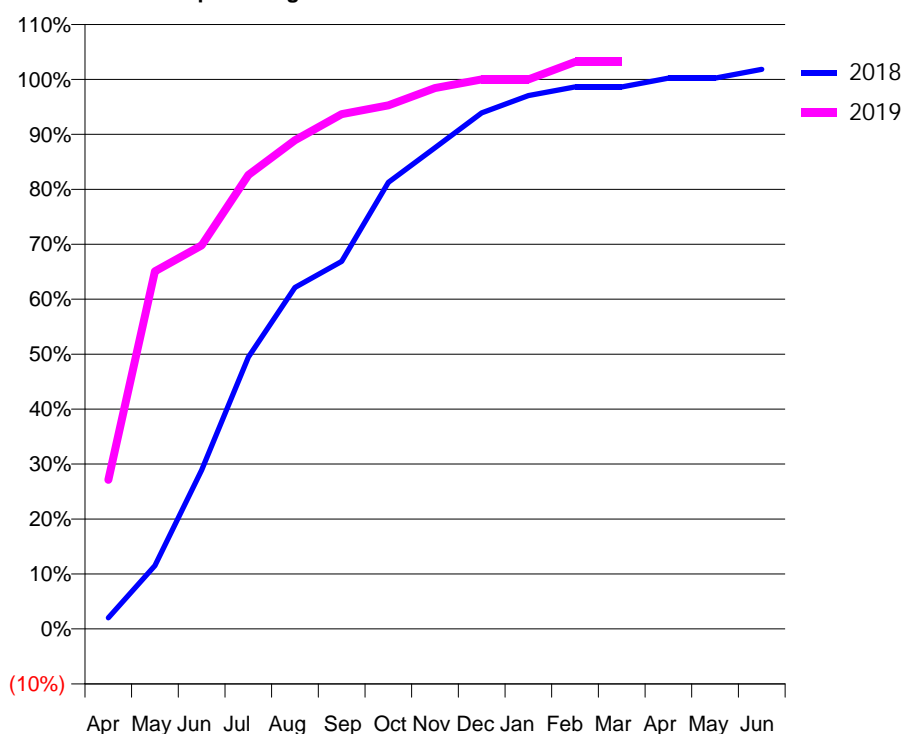
### Q50 - Vital Signs Orthodontic At a Glance Contract Report for 177717/0003 - March 2019

Name or company name	Smile Lincs Ltd	18/19 Contracted general activity (UDA)	0
Contract type name	PDS Contract	Carry forward general activity (UDA)	0
Purpose of contract	Orthodontic	18/19 Contracted orthodontic activity (UOA)	1,328
Contract start date	01/09/2015	Carry forward orthodontic activity (UOA)	-24
Contract end date	31/08/2020	Baseline contract value	£86,833.29

ACCESS	Contract	England and Wales
24 month ratio of assessments to patient IDs	1.02	1.08

ACTIVITY	Contract
Contract assess and fit appliances (case starts) as a percentage of Area Team case starts	1.1 %

Cumulative percentage of contracted UOA delivered 2018 & 2019



Month	Adjusted Scheduled Activity (UOA)		
	2017	2018	2019
April	104	27	360
May	209	153	864
June	335	384	927
July	650	657	1,097
August	860	825	1,181
September	923	888	1,244
October	986	1,079	1,265
November	1,091	1,163	1,307
December	1,133	1,247	1,328
January	1,345	1,289	1,328
February	1,345	1,310	1,370
March	1,345	1,310	1,370
April	1,409	1,331	
May	1,451	1,331	
June	1,451	1,352	

#### QUANTITY METRICS (rolling 12 month period)

	Contract Quantity	Contract Base Number	Contract *	Area Team	Region	England
% of all assessments that were assess and fit appliances (case starts)	67	67	100.0%	64.0%	63.0%	59.2%
% of all assessments that were assess and refuse	0	67	0.0%	10.9%	11.1%	12.0%
% of all assessments that were assess and review	0	67	0.0%	25.1%	25.8%	28.8%
% of case starts with a reported IOTN of 3 and Aesthetic Component of 5 or below	0	67	N/A	0.3%	0.1%	0.1%
% of case starts with a reported IOTN of 3 and Aesthetic Component of 6 or above	0	67	N/A	3.2%	3.7%	3.9%
% of case starts with a reported IOTN of 4	51	67	76.1%	79.4%	79.2%	77.6%
% of case starts with a reported IOTN of 5	16	67	23.9%	16.1%	16.4%	16.7%
% of concluded courses in receipt of dual-arch fixed appliances	19	40	47.5%	78.9%	75.4%	72.9%
% of concluded courses where treatment was abandoned or discontinued	0	40	0.0%	10.2%	8.8%	8.7%
% of patients satisfied with the treatment they have received	3	3	100.0%	94.4%	96.4%	95.7%

\* Figures in italics indicate that the base number is less than 100.

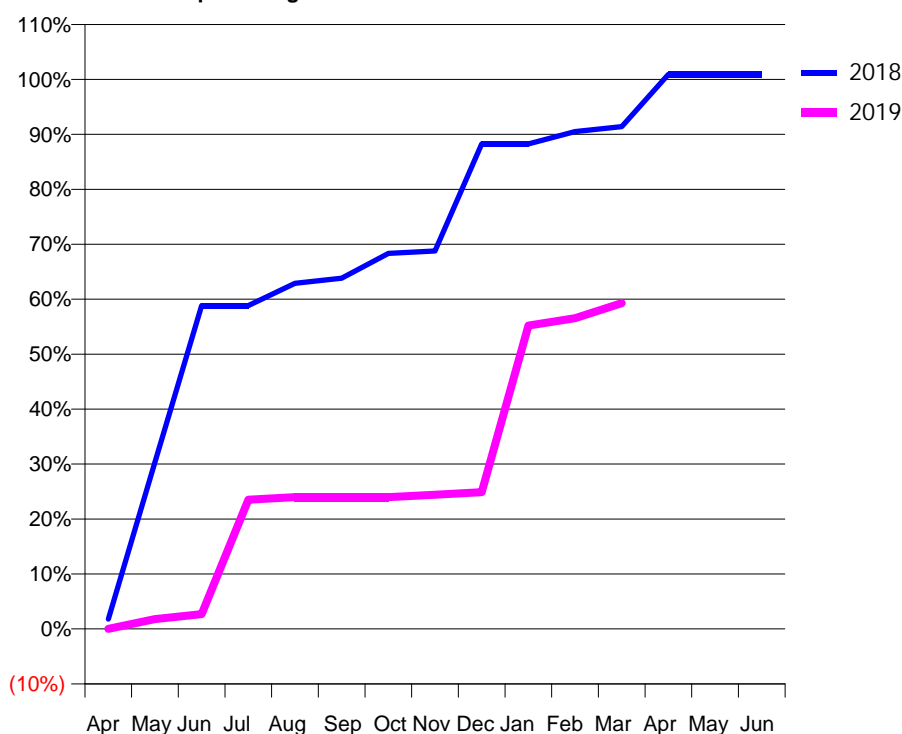
### Q50 - Vital Signs Orthodontic At a Glance Contract Report for 178691/0001 - March 2019

Name or company name	The Regent Street Dental Practice	18/19 Contracted general activity (UDA)	5,508
Contract type name	GDS Contract	Carry forward general activity (UDA)	81
Purpose of contract	General and Orthodontic	18/19 Contracted orthodontic activity (UOA)	221
Contract start date	01/10/2014	Carry forward orthodontic activity (UOA)	0
Contract end date		Baseline contract value	£165,516.31

ACCESS	Contract	England and Wales
24 month ratio of assessments to patient IDs	1.03	1.08

ACTIVITY	Contract
Contract assess and fit appliances (case starts) as a percentage of Area Team case starts	0.1 %

Cumulative percentage of contracted UOA delivered 2018 & 2019



Month	Adjusted Scheduled Activity (UOA)		
	2017	2018	2019
April	10	4	0
May	11	67	4
June	15	130	6
July	103	130	52
August	151	139	53
September	218	141	53
October	221	151	53
November	222	152	54
December	223	195	55
January	223	195	122
February	223	200	125
March	223	202	131
April	226	223	
May	226	223	
June	226	223	

#### QUANTITY METRICS (rolling 12 month period)

	Contract Quantity	Contract Base Number	Contract *	Area Team	Region	England
% of all assessments that were assess and fit appliances (case starts)	6	32	18.8%	64.0%	63.0%	59.2%
% of all assessments that were assess and refuse	22	32	68.8%	10.9%	11.1%	12.0%
% of all assessments that were assess and review	4	32	12.5%	25.1%	25.8%	28.8%
% of case starts with a reported IOTN of 3 and Aesthetic Component of 5 or below	0	6	N/A	0.3%	0.1%	0.1%
% of case starts with a reported IOTN of 3 and Aesthetic Component of 6 or above	1	6	16.7%	3.2%	3.7%	3.9%
% of case starts with a reported IOTN of 4	5	6	83.3%	79.4%	79.2%	77.6%
% of case starts with a reported IOTN of 5	0	6	N/A	16.1%	16.4%	16.7%
% of concluded courses in receipt of dual-arch fixed appliances	0	9	N/A	78.9%	75.4%	72.9%
% of concluded courses where treatment was abandoned or discontinued	1	9	11.1%	10.2%	8.8%	8.7%
% of patients satisfied with the treatment they have received	0	0	N/A	94.4%	96.4%	95.7%

\* Figures in italics indicate that the base number is less than 100.

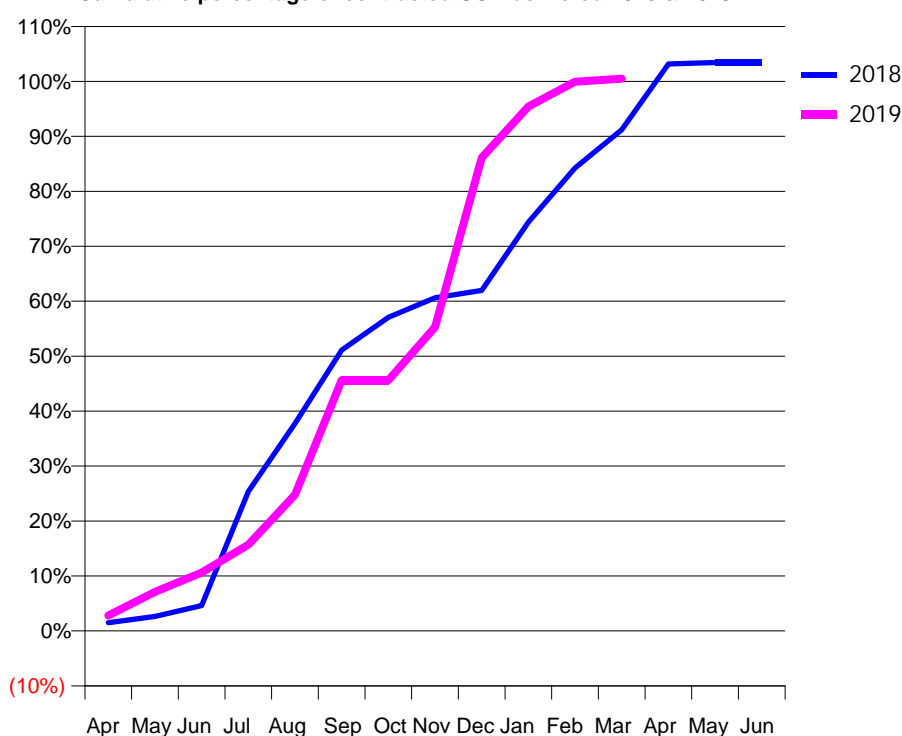
### Q50 - Vital Signs Orthodontic At a Glance Contract Report for 183652/0003 - March 2019

Name or company name	Haricover Limited	18/19 Contracted general activity (UDA)	0
Contract type name	PDS Contract	Carry forward general activity (UDA)	0
Purpose of contract	Orthodontic	18/19 Contracted orthodontic activity (UOA)	7,889
Contract start date	01/05/2015	Carry forward orthodontic activity (UOA)	-158
Contract end date	31/03/2020	Baseline contract value	£426,884.11

ACCESS	Contract	England and Wales
24 month ratio of assessments to patient IDs	1.00	1.08

ACTIVITY	Contract
Contract assess and fit appliances (case starts) as a percentage of Area Team case starts	7.1 %

Cumulative percentage of contracted UOA delivered 2018 & 2019



Month	Adjusted Scheduled Activity (UOA)		
	2017	2018	2019
April	2	118	221
May	36	208	560
June	1,228	365	837
July	1,740	2,001	1,238
August	4,169	2,976	1,954
September	6,398	4,031	3,598
October	6,821	4,501	3,599
November	7,652	4,782	4,361
December	7,669	4,889	6,791
January	7,821	5,868	7,527
February	7,874	6,645	7,884
March	7,895	7,194	7,926
April	7,895	8,140	
May	7,896	8,161	
June	7,896	8,161	

#### QUANTITY METRICS (rolling 12 month period)

	Contract Quantity	Contract Base Number	Contract *	Area Team	Region	England
% of all assessments that were assess and fit appliances (case starts)	418	441	94.8%	64.0%	63.0%	59.2%
% of all assessments that were assess and refuse	19	441	4.3%	10.9%	11.1%	12.0%
% of all assessments that were assess and review	4	441	0.9%	25.1%	25.8%	28.8%
% of case starts with a reported IOTN of 3 and Aesthetic Component of 5 or below	0	418	N/A	0.3%	0.1%	0.1%
% of case starts with a reported IOTN of 3 and Aesthetic Component of 6 or above	6	418	1.4%	3.2%	3.7%	3.9%
% of case starts with a reported IOTN of 4	299	418	71.5%	79.4%	79.2%	77.6%
% of case starts with a reported IOTN of 5	112	418	26.8%	16.1%	16.4%	16.7%
% of concluded courses in receipt of dual-arch fixed appliances	251	347	72.3%	78.9%	75.4%	72.9%
% of concluded courses where treatment was abandoned or discontinued	61	347	17.6%	10.2%	8.8%	8.7%
% of patients satisfied with the treatment they have received	7	7	100.0%	94.4%	96.4%	95.7%

\* Figures in italics indicate that the base number is less than 100.

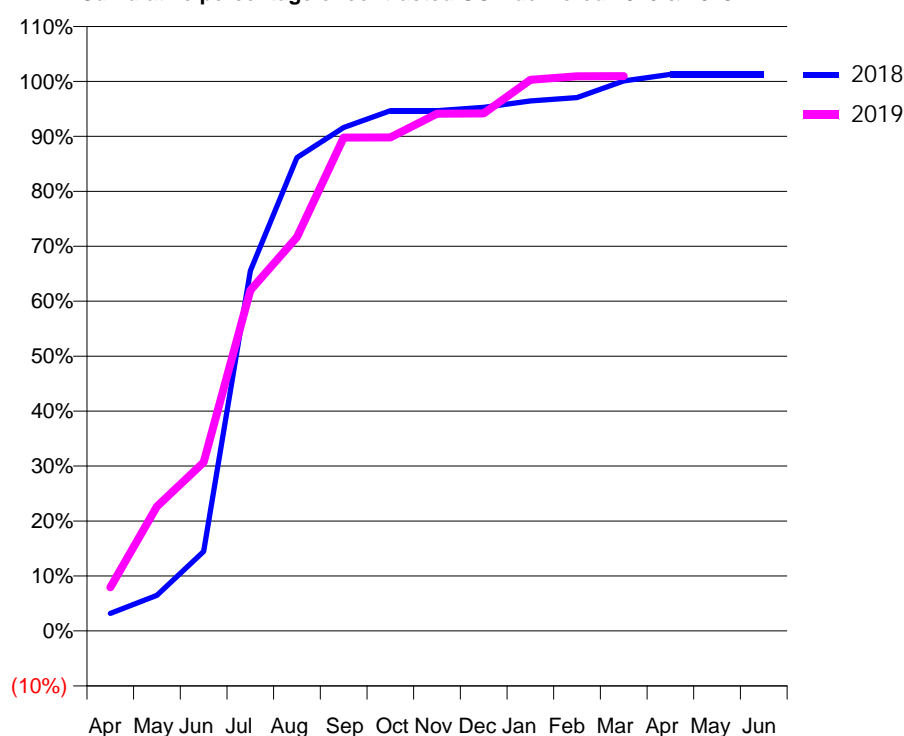
### Q50 - Vital Signs Orthodontic At a Glance Contract Report for 183652/0004 - March 2019

Name or company name	Haricover Limited	18/19 Contracted general activity (UDA)	0
Contract type name	PDS Contract	Carry forward general activity (UDA)	0
Purpose of contract	Orthodontic	18/19 Contracted orthodontic activity (UOA)	3,500
Contract start date	01/05/2015	Carry forward orthodontic activity (UOA)	-45
Contract end date	31/08/2020	Baseline contract value	£181,629.04

ACCESS	Contract	England and Wales
24 month ratio of assessments to patient IDs	1.00	1.08

ACTIVITY	Contract
Contract assess and fit appliances (case starts) as a percentage of Area Team case starts	2.9 %

Cumulative percentage of contracted UOA delivered 2018 & 2019



Month	Adjusted Scheduled Activity (UOA)		
	2017	2018	2019
April	71	112	278
May	108	227	793
June	1,357	507	1,074
July	2,168	2,294	2,170
August	3,040	3,015	2,508
September	3,519	3,206	3,142
October	3,586	3,313	3,143
November	3,705	3,313	3,294
December	3,717	3,334	3,296
January	3,822	3,376	3,510
February	3,878	3,397	3,532
March	3,878	3,502	3,533
April	3,879	3,545	
May	3,880	3,545	
June	3,880	3,545	

#### QUANTITY METRICS (rolling 12 month period)

	Contract Quantity	Contract Base Number	Contract *	Area Team	Region	England
% of all assessments that were assess and fit appliances (case starts)	168	207	81.2%	64.0%	63.0%	59.2%
% of all assessments that were assess and refuse	30	207	14.5%	10.9%	11.1%	12.0%
% of all assessments that were assess and review	9	207	4.3%	25.1%	25.8%	28.8%
% of case starts with a reported IOTN of 3 and Aesthetic Component of 5 or below	1	168	0.6%	0.3%	0.1%	0.1%
% of case starts with a reported IOTN of 3 and Aesthetic Component of 6 or above	9	168	5.4%	3.2%	3.7%	3.9%
% of case starts with a reported IOTN of 4	109	168	64.9%	79.4%	79.2%	77.6%
% of case starts with a reported IOTN of 5	49	168	29.2%	16.1%	16.4%	16.7 %
% of concluded courses in receipt of dual-arch fixed appliances	155	198	78.3%	78.9%	75.4%	72.9%
% of concluded courses where treatment was abandoned or discontinued	28	198	14.1%	10.2%	8.8%	8.7%
% of patients satisfied with the treatment they have received	5	5	100.0%	94.4%	96.4%	95.7%

\* Figures in italics indicate that the base number is less than 100.

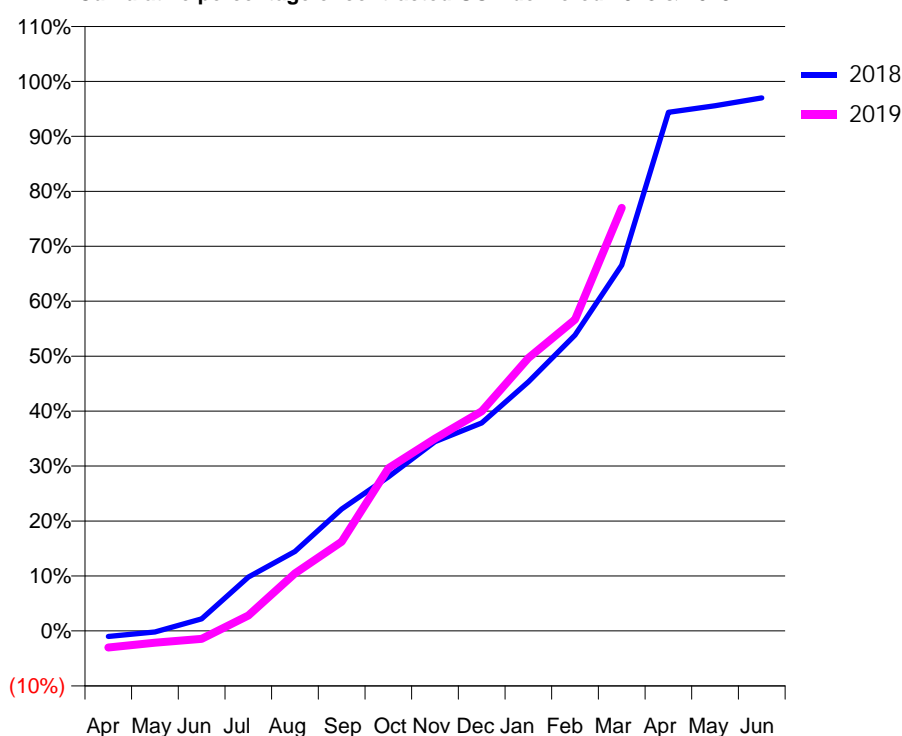
### Q50 - Vital Signs Orthodontic At a Glance Contract Report for 184268/0001 - March 2019

Name or company name	Alpha Windmill (Bedale) Ltd	18/19 Contracted general activity (UDA)	0
Contract type name	PDS Contract	Carry forward general activity (UDA)	0
Purpose of contract	Orthodontic	18/19 Contracted orthodontic activity (UOA)	7,500
Contract start date	01/03/2012	Carry forward orthodontic activity (UOA)	227
Contract end date	31/03/2020	Baseline contract value	£413,993.21

ACCESS	Contract	England and Wales
24 month ratio of assessments to patient IDs	1.16	1.08

ACTIVITY	Contract
Contract assess and fit appliances (case starts) as a percentage of Area Team case starts	6.6 %

Cumulative percentage of contracted UOA delivered 2018 & 2019



Month	Adjusted Scheduled Activity (UOA)		
	2017	2018	2019
April	49	-78	-227
May	203	-16	-163
June	396	165	-110
July	613	737	210
August	1,030	1,083	785
September	2,254	1,664	1,218
October	3,186	2,103	2,219
November	3,615	2,583	2,626
December	4,513	2,838	2,999
January	4,784	3,399	3,725
February	5,300	4,037	4,249
March	7,058	4,991	5,774
April	7,390	7,078	
May	7,391	7,167	
June	7,392	7,273	

#### QUANTITY METRICS (rolling 12 month period)

	Contract Quantity	Contract Base Number	Contract *	Area Team	Region	England
% of all assessments that were assess and fit appliances (case starts)	387	897	43.1%	64.0%	63.0%	59.2%
% of all assessments that were assess and refuse	202	897	22.5%	10.9%	11.1%	12.0%
% of all assessments that were assess and review	308	897	34.3%	25.1%	25.8%	28.8%
% of case starts with a reported IOTN of 3 and Aesthetic Component of 5 or below	3	387	0.8%	0.3%	0.1%	0.1%
% of case starts with a reported IOTN of 3 and Aesthetic Component of 6 or above	25	387	6.5%	3.2%	3.7%	3.9%
% of case starts with a reported IOTN of 4	291	387	75.2%	79.4%	79.2%	77.6%
% of case starts with a reported IOTN of 5	66	387	17.1%	16.1%	16.4%	16.7 %
% of concluded courses in receipt of dual-arch fixed appliances	344	435	79.1%	78.9%	75.4%	72.9%
% of concluded courses where treatment was abandoned or discontinued	63	435	14.5%	10.2%	8.8%	8.7%
% of patients satisfied with the treatment they have received	5	5	100.0%	94.4%	96.4%	95.7%

\* Figures in italics indicate that the base number is less than 100.

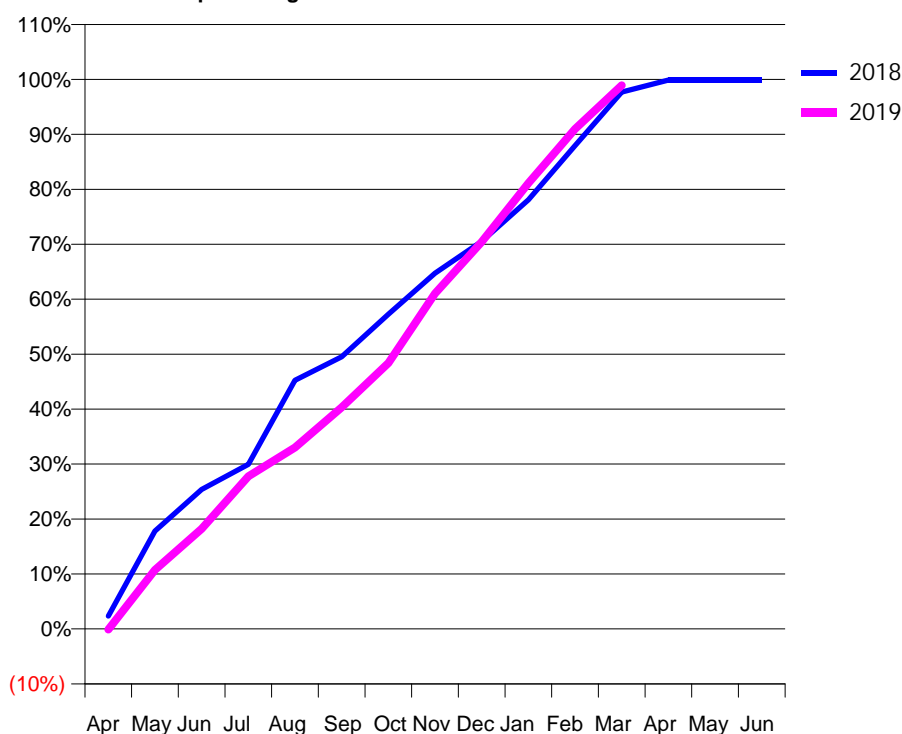
### Q50 - Vital Signs Orthodontic At a Glance Contract Report for 195561/0001 - March 2019

Name or company name	ROBERTS-HARRY CLINIC LTD	18/19 Contracted general activity (UDA)	0
Contract type name	PDS Contract	Carry forward general activity (UDA)	0
Purpose of contract	Orthodontic	18/19 Contracted orthodontic activity (UOA)	16,192
Contract start date	01/05/2011	Carry forward orthodontic activity (UOA)	20
Contract end date	31/03/2020	Baseline contract value	£933,406.95

ACCESS	Contract	England and Wales
24 month ratio of assessments to patient IDs	1.00	1.08

ACTIVITY	Contract
Contract assess and fit appliances (case starts) as a percentage of Area Team case starts	13.4 %

Cumulative percentage of contracted UOA delivered 2018 & 2019



Adjusted Scheduled Activity (UOA)			
Month	2017	2018	2019
April	2	380	-20
May	2,580	2,885	1,737
June	3,148	4,109	2,947
July	4,350	4,852	4,497
August	5,699	7,326	5,344
September	7,200	8,019	6,529
October	8,985	9,270	7,833
November	10,497	10,483	9,882
December	11,572	11,420	11,406
January	13,348	12,641	13,132
February	15,249	14,237	14,728
March	16,194	15,819	16,014
April	16,215	16,172	
May	16,236	16,172	
June	16,236	16,172	

#### QUANTITY METRICS (rolling 12 month period)

	Contract Quantity	Contract Base Number	Contract *	Area Team	Region	England
% of all assessments that were assess and fit appliances (case starts)	791	843	93.8%	64.0%	63.0%	59.2%
% of all assessments that were assess and refuse	24	843	2.8%	10.9%	11.1%	12.0%
% of all assessments that were assess and review	28	843	3.3%	25.1%	25.8%	28.8%
% of case starts with a reported IOTN of 3 and Aesthetic Component of 5 or below	0	791	N/A	0.3%	0.1%	0.1%
% of case starts with a reported IOTN of 3 and Aesthetic Component of 6 or above	28	791	3.5%	3.2%	3.7%	3.9%
% of case starts with a reported IOTN of 4	609	791	77.0%	79.4%	79.2%	77.6%
% of case starts with a reported IOTN of 5	150	791	19.0%	16.1%	16.4%	16.7 %
% of concluded courses in receipt of dual-arch fixed appliances	830	896	92.6%	78.9%	75.4%	72.9%
% of concluded courses where treatment was abandoned or discontinued	39	896	4.4%	10.2%	8.8%	8.7%
% of patients satisfied with the treatment they have received	9	9	100.0%	94.4%	96.4%	95.7%

\* Figures in italics indicate that the base number is less than 100.

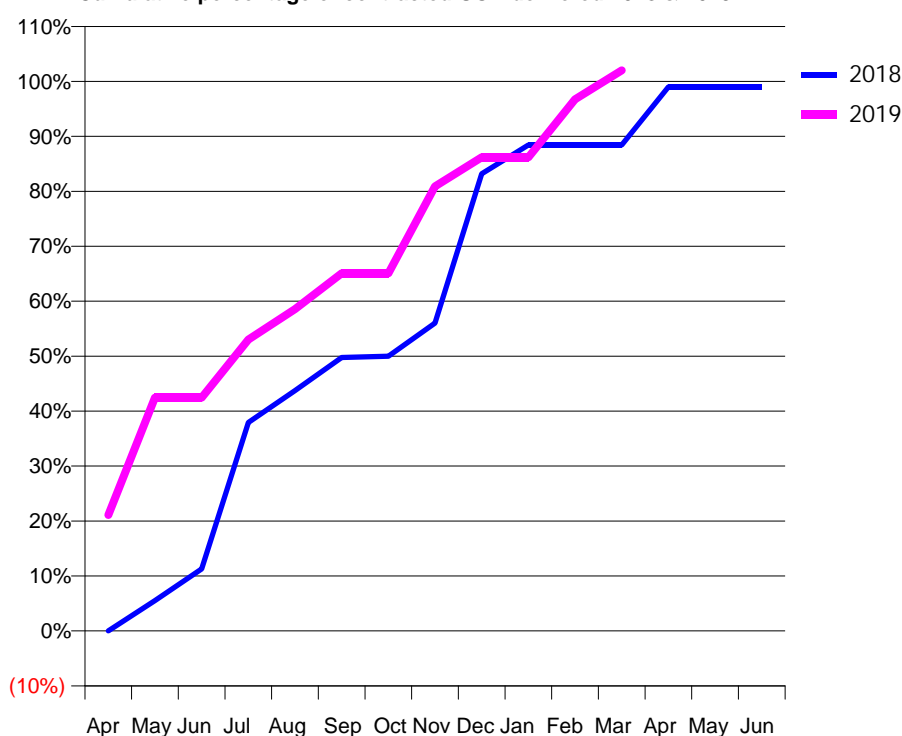
### Q50 - Vital Signs Orthodontic At a Glance Contract Report for 197580/0001 - March 2019

Name or company name	CLOCK TOWER DENTAL CARE LTD.	18/19 Contracted general activity (UDA)	2,000
Contract type name	GDS Contract	Carry forward general activity (UDA)	0
Purpose of contract	General and Orthodontic	18/19 Contracted orthodontic activity (UOA)	398
Contract start date	01/12/2012	Carry forward orthodontic activity (UOA)	4
Contract end date		Baseline contract value	£92,703.24

ACCESS	Contract	England and Wales
24 month ratio of assessments to patient IDs	1.14	1.08

ACTIVITY	Contract
Contract assess and fit appliances (case starts) as a percentage of Area Team case starts	0.4 %

Cumulative percentage of contracted UOA delivered 2018 & 2019



Month	Adjusted Scheduled Activity (UOA)		
	2017	2018	2019
April	2	0	84
May	5	22	169
June	5	45	169
July	28	151	211
August	38	174	233
September	85	198	259
October	127	199	259
November	172	223	322
December	174	331	343
January	176	352	343
February	176	352	385
March	224	352	406
April	309	394	
May	330	394	
June	330	394	

#### QUANTITY METRICS (rolling 12 month period)

	Contract Quantity	Contract Base Number	Contract *	Area Team	Region	England
% of all assessments that were assess and fit appliances (case starts)	23	27	85.2%	64.0%	63.0%	59.2%
% of all assessments that were assess and refuse	1	27	3.7%	10.9%	11.1%	12.0%
% of all assessments that were assess and review	3	27	11.1%	25.1%	25.8%	28.8%
% of case starts with a reported IOTN of 3 and Aesthetic Component of 5 or below	0	23	<i>N/A</i>	0.3%	0.1%	0.1%
% of case starts with a reported IOTN of 3 and Aesthetic Component of 6 or above	0	23	<i>N/A</i>	3.2%	3.7%	3.9%
% of case starts with a reported IOTN of 4	18	23	78.3%	79.4%	79.2%	77.6%
% of case starts with a reported IOTN of 5	5	23	21.7%	16.1%	16.4%	16.7 %
% of concluded courses in receipt of dual-arch fixed appliances	0	13	<i>N/A</i>	78.9%	75.4%	72.9%
% of concluded courses where treatment was abandoned or discontinued	0	13	0.0%	10.2%	8.8%	8.7%
% of patients satisfied with the treatment they have received	0	0	<i>N/A</i>	94.4%	96.4%	95.7%

\* Figures in italics indicate that the base number is less than 100.

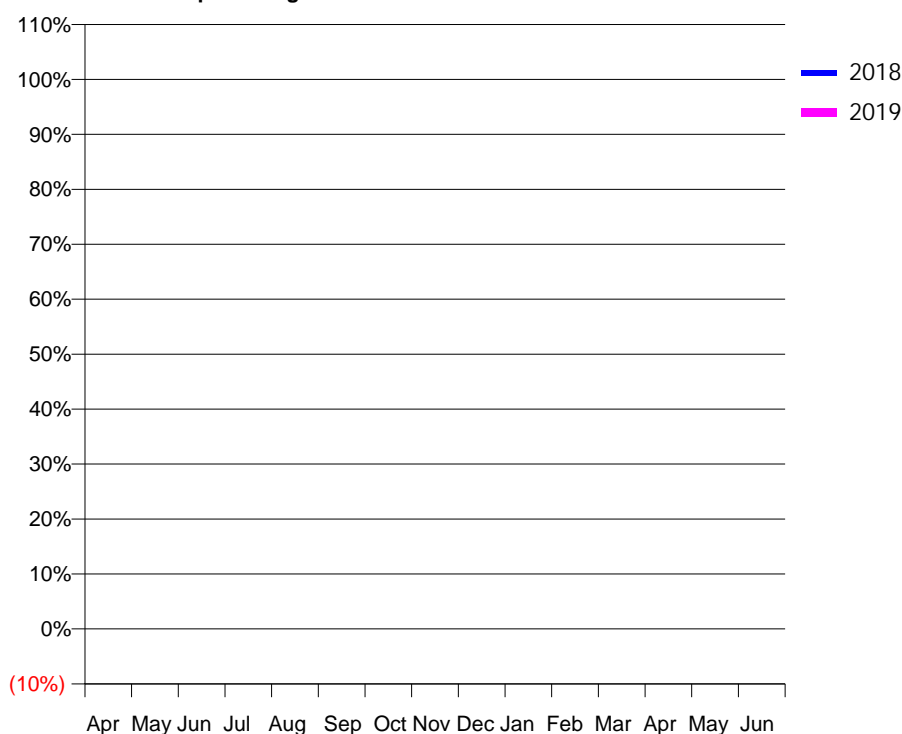
### Q50 - Vital Signs Orthodontic At a Glance Contract Report for 235113/0002 - March 2019

Name or company name	MR JJ O'DWYER	18/19 Contracted general activity (UDA)	0
Contract type name	PDS Contract	Carry forward general activity (UDA)	0
Purpose of contract	Orthodontic	18/19 Contracted orthodontic activity (UOA)	0
Contract start date	01/05/2008	Carry forward orthodontic activity (UOA)	0
Contract end date	30/04/2018	Baseline contract value	£0.09

ACCESS	Contract	England and Wales
24 month ratio of assessments to patient IDs	1.00	1.08

ACTIVITY	Contract
Contract assess and fit appliances (case starts) as a percentage of Area Team case starts	0.0 %

Cumulative percentage of contracted UOA delivered 2018 & 2019



Month	Adjusted Scheduled Activity (UOA)		
	2017	2018	2019
April	0	0	0
May	0	21	21
June	0	21	21
July	0	21	21
August	0	21	21
September	0	21	21
October	0	21	21
November	0	21	21
December	0	21	21
January	0	21	21
February	0	21	21
March	0	21	21
April	0	21	
May	0	21	
June	0	21	

### QUANTITY METRICS (rolling 12 month period)

	Contract Quantity	Contract Base Number	Contract *	Area Team	Region	England
% of all assessments that were assess and fit appliances (case starts)	1	1	100.0%	64.0%	63.0%	59.2%
% of all assessments that were assess and refuse	0	1	0.0%	10.9%	11.1%	12.0%
% of all assessments that were assess and review	0	1	0.0%	25.1%	25.8%	28.8%
% of case starts with a reported IOTN of 3 and Aesthetic Component of 5 or below	0	1	N/A	0.3%	0.1%	0.1%
% of case starts with a reported IOTN of 3 and Aesthetic Component of 6 or above	0	1	N/A	3.2%	3.7%	3.9%
% of case starts with a reported IOTN of 4	1	1	100.0%	79.4%	79.2%	77.6%
% of case starts with a reported IOTN of 5	0	1	N/A	16.1%	16.4%	16.7%
% of concluded courses in receipt of dual-arch fixed appliances	0	0	N/A	78.9%	75.4%	72.9%
% of concluded courses where treatment was abandoned or discontinued	0	0	N/A	10.2%	8.8%	8.7%
% of patients satisfied with the treatment they have received	0	0	N/A	94.4%	96.4%	95.7%

\* Figures in italics indicate that the base number is less than 100.



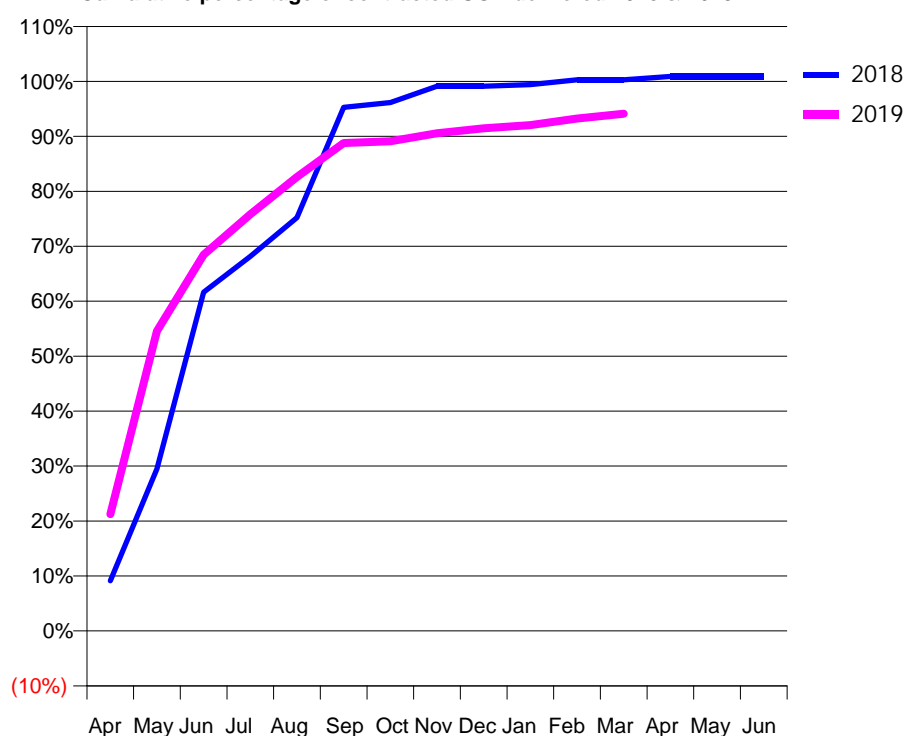
### Q50 - Vital Signs Orthodontic At a Glance Contract Report for 573973/0001 - March 2019

Name or company name	MR SB JAMIESON	18/19 Contracted general activity (UDA)	8,938
Contract type name	GDS Contract	Carry forward general activity (UDA)	0
Purpose of contract	General and Orthodontic	18/19 Contracted orthodontic activity (UOA)	339
Contract start date	01/04/2006	Carry forward orthodontic activity (UOA)	-3
Contract end date		Baseline contract value	£232,506.68

ACCESS	Contract	England and Wales
24 month ratio of assessments to patient IDs	1.16	1.08

ACTIVITY	Contract
Contract assess and fit appliances (case starts) as a percentage of Area Team case starts	0.2 %

Cumulative percentage of contracted UOA delivered 2018 & 2019



Month	Adjusted Scheduled Activity (UOA)		
	2017	2018	2019
April	9	31	72
May	123	100	185
June	136	209	232
July	186	231	257
August	189	255	280
September	231	323	301
October	254	326	302
November	275	336	307
December	275	336	310
January	282	337	312
February	324	340	316
March	345	340	319
April	345	342	
May	345	342	
June	345	342	

#### QUANTITY METRICS (rolling 12 month period)

	Contract Quantity	Contract Base Number	Contract *	Area Team	Region	England
% of all assessments that were assess and fit appliances (case starts)	13	59	22.0%	64.0%	63.0%	59.2%
% of all assessments that were assess and refuse	9	59	15.3%	10.9%	11.1%	12.0%
% of all assessments that were assess and review	37	59	62.7%	25.1%	25.8%	28.8%
% of case starts with a reported IOTN of 3 and Aesthetic Component of 5 or below	0	13	<i>N/A</i>	0.3%	0.1%	0.1%
% of case starts with a reported IOTN of 3 and Aesthetic Component of 6 or above	9	13	69.2%	3.2%	3.7%	3.9%
% of case starts with a reported IOTN of 4	4	13	30.8%	79.4%	79.2%	77.6%
% of case starts with a reported IOTN of 5	0	13	<i>N/A</i>	16.1%	16.4%	16.7%
% of concluded courses in receipt of dual-arch fixed appliances	4	8	50.0%	78.9%	75.4%	72.9%
% of concluded courses where treatment was abandoned or discontinued	3	8	37.5%	10.2%	8.8%	8.7%
% of patients satisfied with the treatment they have received	0	0	<i>N/A</i>	94.4%	96.4%	95.7%

\* Figures in italics indicate that the base number is less than 100.

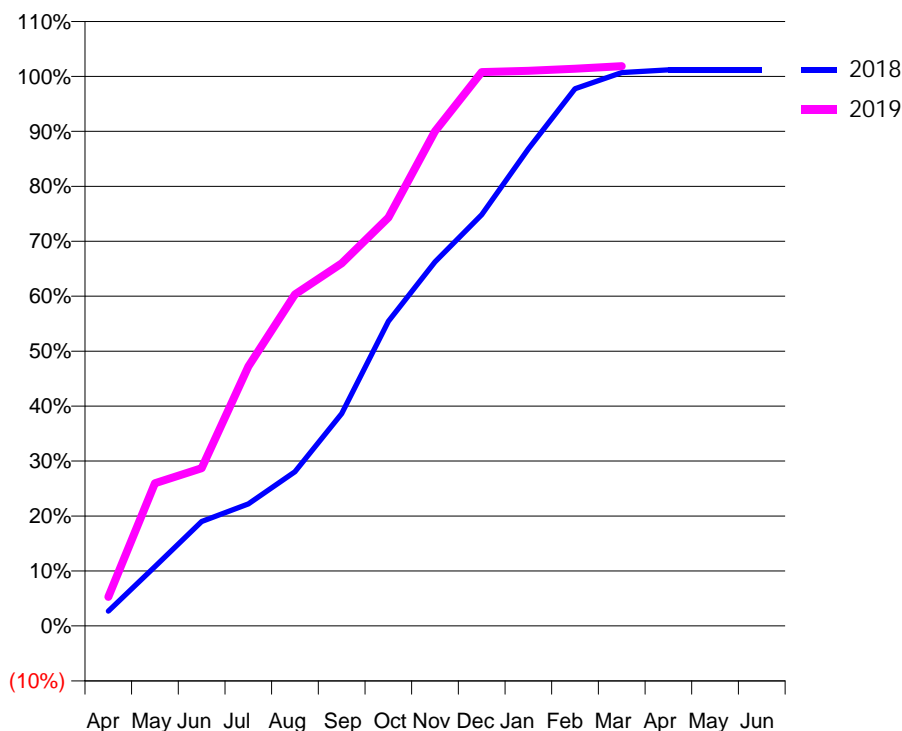
### Q50 - Vital Signs Orthodontic At a Glance Contract Report for 732974/0001 - March 2019

Name or company name	MR IJ AUCKLAND	18/19 Contracted general activity (UDA)	1,332
Contract type name	GDS Contract	Carry forward general activity (UDA)	0
Purpose of contract	General and Orthodontic	18/19 Contracted orthodontic activity (UOA)	815
Contract start date	01/04/2006	Carry forward orthodontic activity (UOA)	0
Contract end date		Baseline contract value	£108,599.59

ACCESS	Contract	England and Wales
24 month ratio of assessments to patient IDs	1.11	1.08

ACTIVITY	Contract
Contract assess and fit appliances (case starts) as a percentage of Area Team case starts	0.6 %

Cumulative percentage of contracted UOA delivered 2018 & 2019



Month	Adjusted Scheduled Activity (UOA)		
	2017	2018	2019
April	2	22	43
May	92	88	212
June	95	155	234
July	165	181	385
August	214	229	492
September	283	315	538
October	354	452	605
November	400	540	733
December	448	610	821
January	494	708	823
February	525	797	826
March	596	821	830
April	685	825	
May	769	825	
June	769	825	

#### QUANTITY METRICS (rolling 12 month period)

	Contract Quantity	Contract Base Number	Contract *	Area Team	Region	England
% of all assessments that were assess and fit appliances (case starts)	38	71	53.5%	64.0%	63.0%	59.2%
% of all assessments that were assess and refuse	5	71	7.0%	10.9%	11.1%	12.0%
% of all assessments that were assess and review	28	71	39.4%	25.1%	25.8%	28.8%
% of case starts with a reported IOTN of 3 and Aesthetic Component of 5 or below	0	38	<i>N/A</i>	0.3%	0.1%	0.1%
% of case starts with a reported IOTN of 3 and Aesthetic Component of 6 or above	0	38	<i>N/A</i>	3.2%	3.7%	3.9%
% of case starts with a reported IOTN of 4	4	38	10.5%	79.4%	79.2%	77.6%
% of case starts with a reported IOTN of 5	1	38	2.6%	16.1%	16.4%	16.7%
% of concluded courses in receipt of dual-arch fixed appliances	1	26	3.8%	78.9%	75.4%	72.9%
% of concluded courses where treatment was abandoned or discontinued	2	26	7.7%	10.2%	8.8%	8.7%
% of patients satisfied with the treatment they have received	1	1	100.0%	94.4%	96.4%	95.7%

\* Figures in italics indicate that the base number is less than 100.

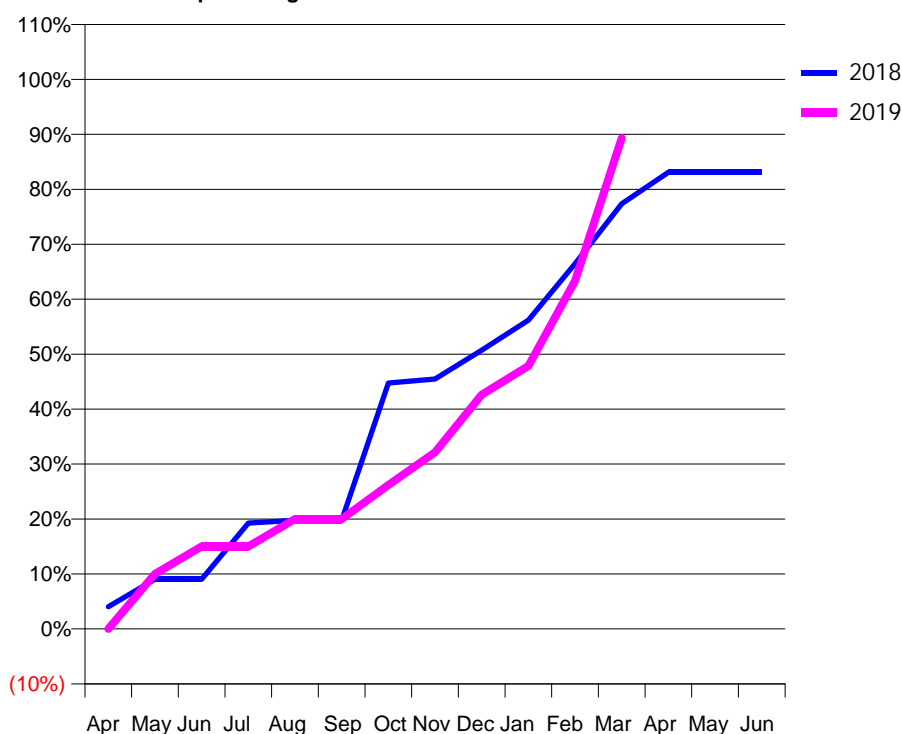
### Q50 - Vital Signs Orthodontic At a Glance Contract Report for 749869/0001 - March 2019

Name or company name	MRS ML GATECLIFF	18/19 Contracted general activity (UDA)	2,024
Contract type name	GDS Contract	Carry forward general activity (UDA)	31
Purpose of contract	General and Orthodontic	18/19 Contracted orthodontic activity (UOA)	420
Contract start date	01/04/2006	Carry forward orthodontic activity (UOA)	0
Contract end date		Baseline contract value	£93,087.30

ACCESS	Contract	England and Wales
24 month ratio of assessments to patient IDs	1.08	1.08

ACTIVITY	Contract
Contract assess and fit appliances (case starts) as a percentage of Area Team case starts	0.3 %

Cumulative percentage of contracted UOA delivered 2018 & 2019



Month	Adjusted Scheduled Activity (UOA)		
	2017	2018	2019
April	-11	17	0
May	52	38	42
June	52	38	63
July	73	81	63
August	73	83	84
September	115	83	84
October	178	188	110
November	264	191	135
December	351	213	179
January	351	236	201
February	373	279	266
March	416	325	375
April	416	349	
May	416	349	
June	416	349	

#### QUANTITY METRICS (rolling 12 month period)

	Contract Quantity	Contract Base Number	Contract *	Area Team	Region	England
% of all assessments that were assess and fit appliances (case starts)	18	39	46.2%	64.0%	63.0%	59.2%
% of all assessments that were assess and refuse	1	39	2.6%	10.9%	11.1%	12.0%
% of all assessments that were assess and review	20	39	51.3%	25.1%	25.8%	28.8%
% of case starts with a reported IOTN of 3 and Aesthetic Component of 5 or below	0	18	<i>N/A</i>	0.3%	0.1%	0.1%
% of case starts with a reported IOTN of 3 and Aesthetic Component of 6 or above	0	18	<i>N/A</i>	3.2%	3.7%	3.9%
% of case starts with a reported IOTN of 4	15	18	83.3%	79.4%	79.2%	77.6%
% of case starts with a reported IOTN of 5	3	18	16.7%	16.1%	16.4%	16.7 %
% of concluded courses in receipt of dual-arch fixed appliances	17	20	85.0%	78.9%	75.4%	72.9%
% of concluded courses where treatment was abandoned or discontinued	2	20	10.0%	10.2%	8.8%	8.7%
% of patients satisfied with the treatment they have received	0	0	<i>N/A</i>	94.4%	96.4%	95.7%

\* Figures in italics indicate that the base number is less than 100.

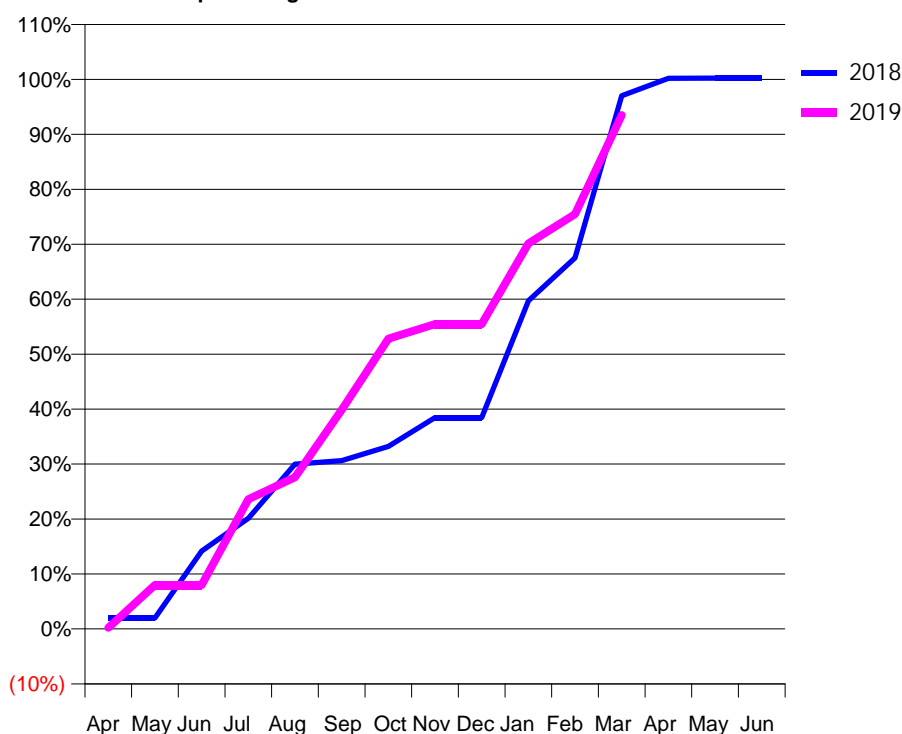
### Q50 - Vital Signs Orthodontic At a Glance Contract Report for 809632/0004 - March 2019

Name or company name	MR GJ ATHERTON	18/19 Contracted general activity (UDA)	0
Contract type name	PDS Contract	Carry forward general activity (UDA)	0
Purpose of contract	Orthodontic	18/19 Contracted orthodontic activity (UOA)	3,300
Contract start date	01/04/2006	Carry forward orthodontic activity (UOA)	-8
Contract end date	31/08/2020	Baseline contract value	£190,232.40

ACCESS	Contract	England and Wales
24 month ratio of assessments to patient IDs	1.03	1.08

ACTIVITY	Contract
Contract assess and fit appliances (case starts) as a percentage of Area Team case starts	2.6 %

Cumulative percentage of contracted UOA delivered 2018 & 2019



Month	Adjusted Scheduled Activity (UOA)		
	2017	2018	2019
April	41	66	8
May	235	66	264
June	397	468	264
July	572	664	779
August	572	989	911
September	913	1,010	1,315
October	913	1,096	1,743
November	1,738	1,269	1,830
December	2,085	1,269	1,830
January	2,085	1,970	2,315
February	2,962	2,228	2,490
March	3,334	3,201	3,085
April	3,398	3,306	
May	3,398	3,308	
June	3,398	3,308	

#### QUANTITY METRICS (rolling 12 month period)

	Contract Quantity	Contract Base Number	Contract *	Area Team	Region	England
% of all assessments that were assess and fit appliances (case starts)	152	210	72.4%	64.0%	63.0%	59.2%
% of all assessments that were assess and refuse	5	210	2.4%	10.9%	11.1%	12.0%
% of all assessments that were assess and review	53	210	25.2%	25.1%	25.8%	28.8%
% of case starts with a reported IOTN of 3 and Aesthetic Component of 5 or below	1	152	0.7%	0.3%	0.1%	0.1%
% of case starts with a reported IOTN of 3 and Aesthetic Component of 6 or above	0	152	N/A	3.2%	3.7%	3.9%
% of case starts with a reported IOTN of 4	108	152	71.1%	79.4%	79.2%	77.6%
% of case starts with a reported IOTN of 5	36	152	23.7%	16.1%	16.4%	16.7%
% of concluded courses in receipt of dual-arch fixed appliances	150	194	77.3%	78.9%	75.4%	72.9%
% of concluded courses where treatment was abandoned or discontinued	37	194	19.1%	10.2%	8.8%	8.7%
% of patients satisfied with the treatment they have received	3	3	100.0%	94.4%	96.4%	95.7%

\* Figures in italics indicate that the base number is less than 100.

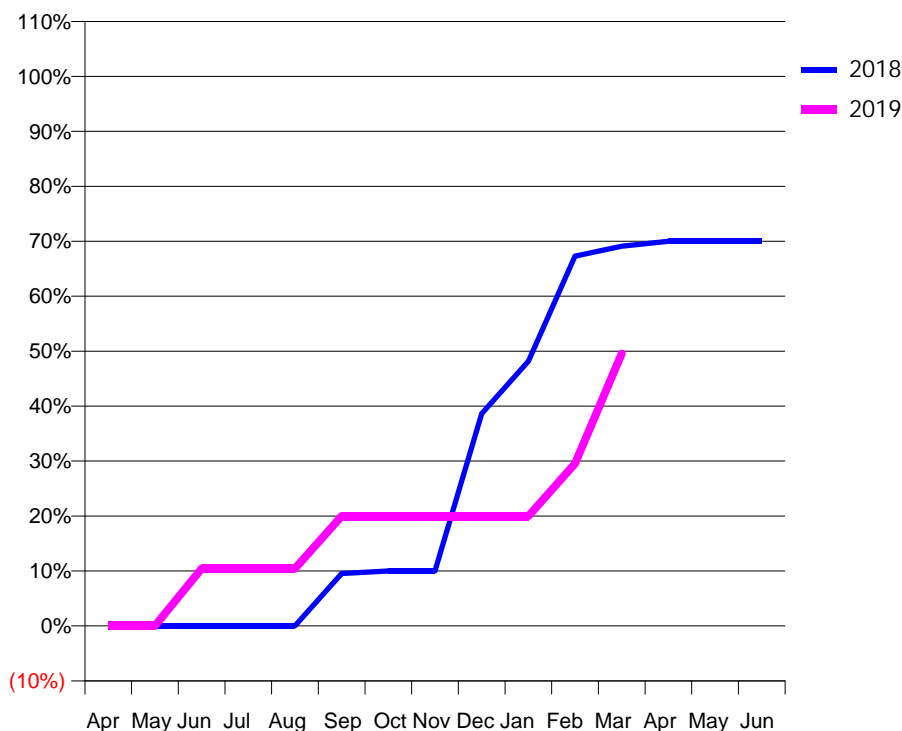
### Q50 - Vital Signs Orthodontic At a Glance Contract Report for 811076/0001 - March 2019

Name or company name	MR DR FEIRN	18/19 Contracted general activity (UDA)	1,000
Contract type name	GDS Contract	Carry forward general activity (UDA)	0
Purpose of contract	General and Orthodontic	18/19 Contracted orthodontic activity (UOA)	220
Contract start date	01/04/2006	Carry forward orthodontic activity (UOA)	0
Contract end date		Baseline contract value	£41,108.73

ACCESS	Contract	England and Wales
24 month ratio of assessments to patient IDs	1.05	1.08

ACTIVITY	Contract
Contract assess and fit appliances (case starts) as a percentage of Area Team case starts	0.1 %

Cumulative percentage of contracted UOA delivered 2018 & 2019



Month	Adjusted Scheduled Activity (UOA)		
	2017	2018	2019
April	-3	0	0
May	-3	0	0
June	-3	0	23
July	-3	0	23
August	39	0	23
September	40	21	44
October	61	22	44
November	62	22	44
December	62	85	44
January	85	106	44
February	106	148	65
March	107	152	109
April	107	154	
May	107	154	
June	107	154	

#### QUANTITY METRICS (rolling 12 month period)

	Contract Quantity	Contract Base Number	Contract *	Area Team	Region	England
% of all assessments that were assess and fit appliances (case starts)	5	10	50.0%	64.0%	63.0%	59.2%
% of all assessments that were assess and refuse	2	10	20.0%	10.9%	11.1%	12.0%
% of all assessments that were assess and review	3	10	30.0%	25.1%	25.8%	28.8%
% of case starts with a reported IOTN of 3 and Aesthetic Component of 5 or below	0	5	N/A	0.3%	0.1%	0.1%
% of case starts with a reported IOTN of 3 and Aesthetic Component of 6 or above	0	5	N/A	3.2%	3.7%	3.9%
% of case starts with a reported IOTN of 4	4	5	80.0%	79.4%	79.2%	77.6%
% of case starts with a reported IOTN of 5	0	5	N/A	16.1%	16.4%	16.7%
% of concluded courses in receipt of dual-arch fixed appliances	2	4	50.0%	78.9%	75.4%	72.9%
% of concluded courses where treatment was abandoned or discontinued	1	4	25.0%	10.2%	8.8%	8.7%
% of patients satisfied with the treatment they have received	0	0	N/A	94.4%	96.4%	95.7%

\* Figures in italics indicate that the base number is less than 100.

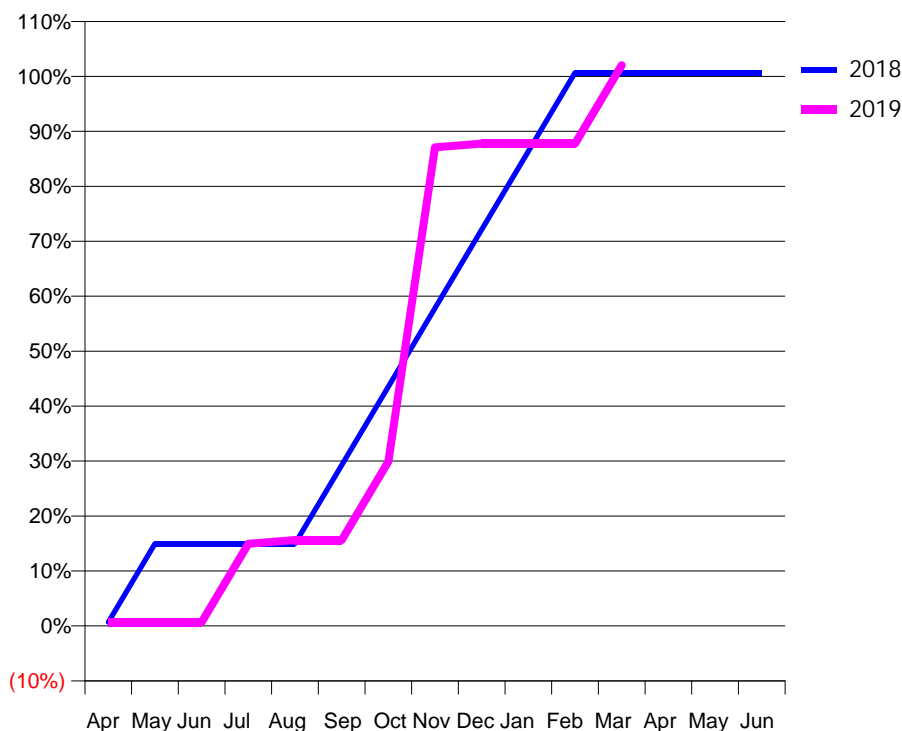
### Q50 - Vital Signs Orthodontic At a Glance Contract Report for 915009/0001 - March 2019

Name or company name	MR NJ ALLDAY	18/19 Contracted general activity (UDA)	1,000
Contract type name	GDS Contract	Carry forward general activity (UDA)	-20
Purpose of contract	General and Orthodontic	18/19 Contracted orthodontic activity (UOA)	147
Contract start date	01/04/2006	Carry forward orthodontic activity (UOA)	-1
Contract end date		Baseline contract value	£37,447.13

ACCESS	Contract	England and Wales
24 month ratio of assessments to patient IDs	1.00	1.08

ACTIVITY	Contract
Contract assess and fit appliances (case starts) as a percentage of Area Team case starts	0.1 %

Cumulative percentage of contracted UOA delivered 2018 & 2019



Month	Adjusted Scheduled Activity (UOA)		
	2017	2018	2019
April	0	1	1
May	21	22	1
June	21	22	1
July	21	22	22
August	42	22	23
September	42	43	23
October	42	64	44
November	42	85	128
December	63	106	129
January	64	127	129
February	64	148	129
March	106	148	150
April	148	148	
May	148	148	
June	148	148	

#### QUANTITY METRICS (rolling 12 month period)

	Contract Quantity	Contract Base Number	Contract *	Area Team	Region	England
% of all assessments that were assess and fit appliances (case starts)	7	9	77.8%	64.0%	63.0%	59.2%
% of all assessments that were assess and refuse	0	9	0.0%	10.9%	11.1%	12.0%
% of all assessments that were assess and review	2	9	22.2%	25.1%	25.8%	28.8%
% of case starts with a reported IOTN of 3 and Aesthetic Component of 5 or below	0	7	N/A	0.3%	0.1%	0.1%
% of case starts with a reported IOTN of 3 and Aesthetic Component of 6 or above	0	7	N/A	3.2%	3.7%	3.9%
% of case starts with a reported IOTN of 4	6	7	85.7%	79.4%	79.2%	77.6%
% of case starts with a reported IOTN of 5	1	7	14.3%	16.1%	16.4%	16.7%
% of concluded courses in receipt of dual-arch fixed appliances	5	5	100.0%	78.9%	75.4%	72.9%
% of concluded courses where treatment was abandoned or discontinued	0	5	0.0%	10.2%	8.8%	8.7%
% of patients satisfied with the treatment they have received	0	0	N/A	94.4%	96.4%	95.7%

\* Figures in italics indicate that the base number is less than 100.

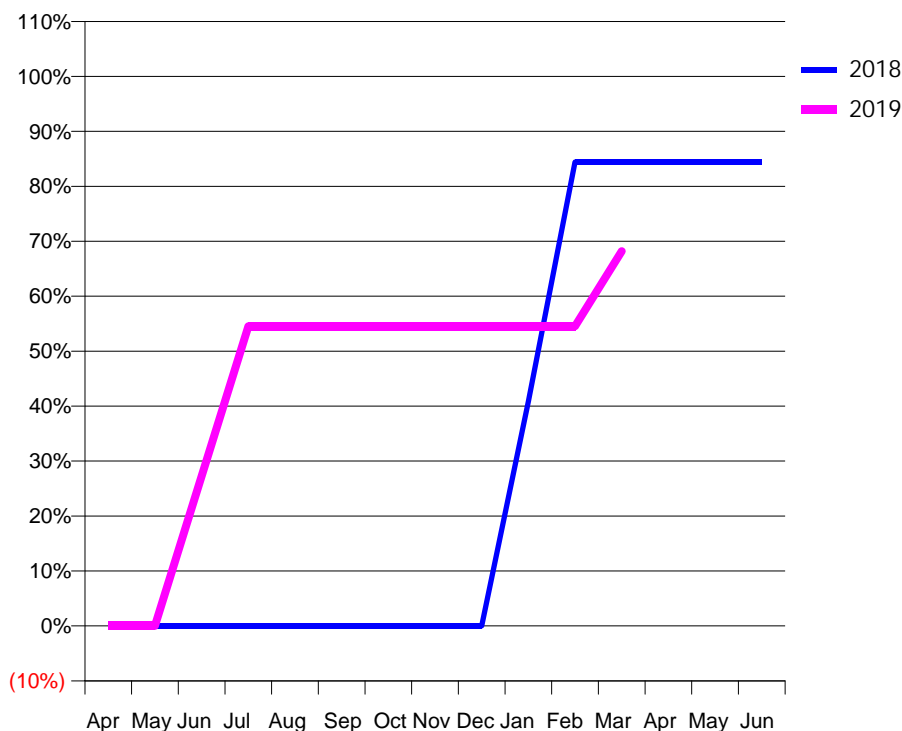
### Q50 - Vital Signs Orthodontic At a Glance Contract Report for 999334/0001 - March 2019

Name or company name	MR EO DUODU	18/19 Contracted general activity (UDA)	1,043
Contract type name	GDS Contract	Carry forward general activity (UDA)	0
Purpose of contract	General and Orthodontic	18/19 Contracted orthodontic activity (UOA)	154
Contract start date	01/04/2006	Carry forward orthodontic activity (UOA)	0
Contract end date		Baseline contract value	£42,308.50

ACCESS	Contract	England and Wales
24 month ratio of assessments to patient IDs	1.00	1.08

ACTIVITY	Contract
Contract assess and fit appliances (case starts) as a percentage of Area Team case starts	0.1 %

Cumulative percentage of contracted UOA delivered 2018 & 2019



Month	Adjusted Scheduled Activity (UOA)		
	2017	2018	2019
April	-2	0	0
May	-2	0	0
June	-2	0	42
July	-2	0	84
August	-2	0	84
September	-2	0	84
October	-2	0	84
November	2	0	84
December	2	0	84
January	2	63	84
February	44	130	84
March	107	130	105
April	107	130	
May	107	130	
June	107	130	

#### QUANTITY METRICS (rolling 12 month period)

	Contract Quantity	Contract Base Number	Contract *	Area Team	Region	England
% of all assessments that were assess and fit appliances (case starts)	5	5	100.0%	64.0%	63.0%	59.2%
% of all assessments that were assess and refuse	0	5	0.0%	10.9%	11.1%	12.0%
% of all assessments that were assess and review	0	5	0.0%	25.1%	25.8%	28.8%
% of case starts with a reported IOTN of 3 and Aesthetic Component of 5 or below	0	5	N/A	0.3%	0.1%	0.1%
% of case starts with a reported IOTN of 3 and Aesthetic Component of 6 or above	0	5	N/A	3.2%	3.7%	3.9%
% of case starts with a reported IOTN of 4	5	5	100.0%	79.4%	79.2%	77.6%
% of case starts with a reported IOTN of 5	0	5	N/A	16.1%	16.4%	16.7 %
% of concluded courses in receipt of dual-arch fixed appliances	0	0	N/A	78.9%	75.4%	72.9%
% of concluded courses where treatment was abandoned or discontinued	0	0	N/A	10.2%	8.8%	8.7%
% of patients satisfied with the treatment they have received	0	0	N/A	94.4%	96.4%	95.7%

\* Figures in italics indicate that the base number is less than 100.

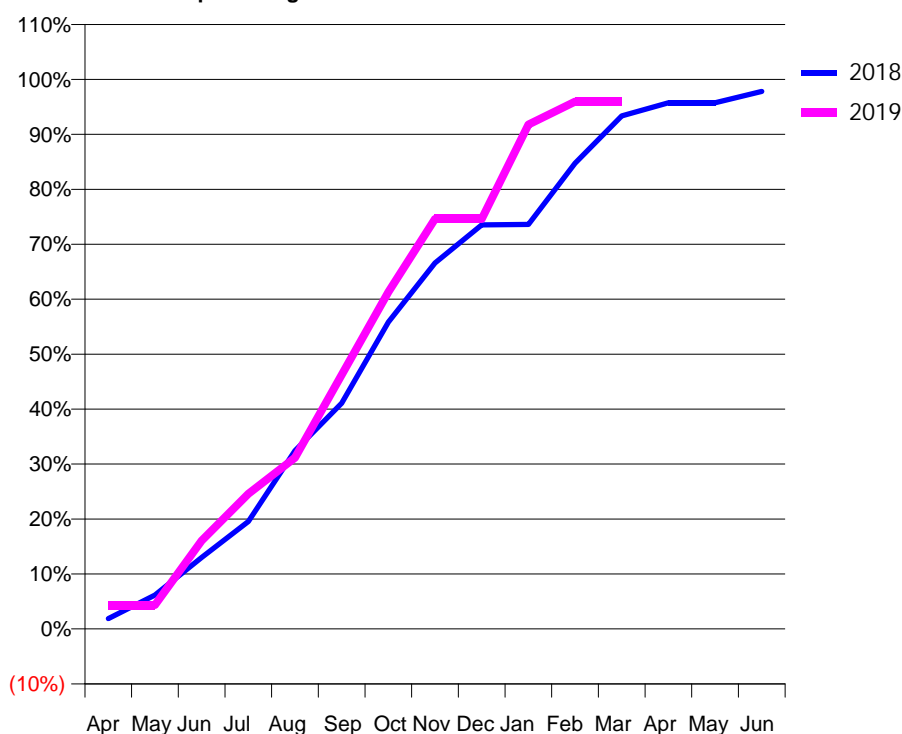
### Q51 - Vital Signs Orthodontic At a Glance Contract Report for 101338/0069 - March 2019

Name or company name	Whitecross Dental Care Limited	18/19 Contracted general activity (UDA)	24,277
Contract type name	GDS Contract	Carry forward general activity (UDA)	0
Purpose of contract	General and Orthodontic	18/19 Contracted orthodontic activity (UOA)	1,008
Contract start date	01/11/2008	Carry forward orthodontic activity (UOA)	22
Contract end date		Baseline contract value	£773,707.98

ACCESS	Contract	England and Wales
24 month ratio of assessments to patient IDs	1.11	1.08

ACTIVITY	Contract
Contract assess and fit appliances (case starts) as a percentage of Area Team case starts	1.0 %

Cumulative percentage of contracted UOA delivered 2018 & 2019



Month	Adjusted Scheduled Activity (UOA)		
	2017	2018	2019
April	3	19	44
May	5	62	44
June	27	131	162
July	142	197	248
August	213	327	314
September	325	414	466
October	414	563	618
November	524	671	752
December	590	741	752
January	680	742	925
February	809	854	967
March	940	941	967
April	982	965	
May	1,003	965	
June	1,004	986	

#### QUANTITY METRICS (rolling 12 month period)

	Contract Quantity	Contract Base Number	Contract *	Area Team	Region	England
% of all assessments that were assess and fit appliances (case starts)	48	96	50.0%	60.7%	63.0%	59.2%
% of all assessments that were assess and refuse	11	96	11.5%	17.9%	11.1%	12.0%
% of all assessments that were assess and review	37	96	38.5%	21.3%	25.8%	28.8%
% of case starts with a reported IOTN of 3 and Aesthetic Component of 5 or below	0	48	N/A	0.0%	0.1%	0.1%
% of case starts with a reported IOTN of 3 and Aesthetic Component of 6 or above	3	48	6.3%	2.1%	3.7%	3.9%
% of case starts with a reported IOTN of 4	40	48	83.3%	80.4%	79.2%	77.6%
% of case starts with a reported IOTN of 5	5	48	10.4%	16.7%	16.4%	16.7%
% of concluded courses in receipt of dual-arch fixed appliances	24	32	75.0%	71.1%	75.4%	72.9%
% of concluded courses where treatment was abandoned or discontinued	1	32	3.1%	6.0%	8.8%	8.7%
% of patients satisfied with the treatment they have received	1	1	100.0%	97.1%	96.4%	95.7%

\* Figures in italics indicate that the base number is less than 100.



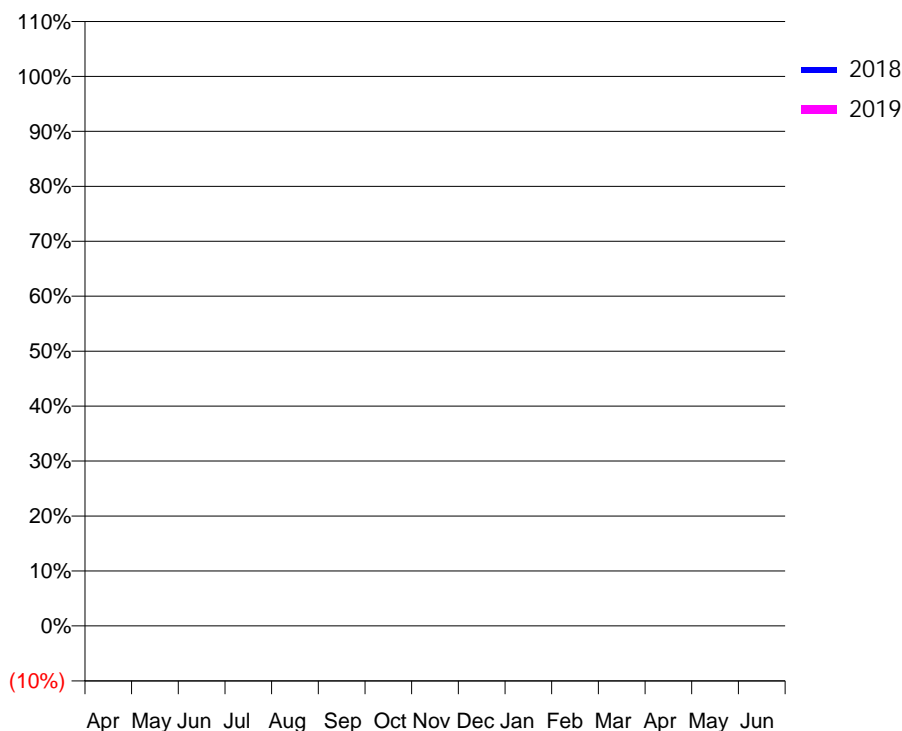
### Q51 - Vital Signs Orthodontic At a Glance Contract Report for 101338/0108 - March 2019

Name or company name	Whitecross Dental Care Limited	18/19 Contracted general activity (UDA)	18,070
Contract type name	GDS Contract	Carry forward general activity (UDA)	0
Purpose of contract	General	18/19 Contracted orthodontic activity (UOA)	0
Contract start date	01/12/2009	Carry forward orthodontic activity (UOA)	0
Contract end date		Baseline contract value	£490,363.54

ACCESS	Contract	England and Wales
24 month ratio of assessments to patient IDs	2.00	1.08

ACTIVITY	Contract
Contract assess and fit appliances (case starts) as a percentage of Area Team case starts	0.0 %

Cumulative percentage of contracted UOA delivered 2018 & 2019



Month	Adjusted Scheduled Activity (UOA)		
	2017	2018	2019
April	0	0	0
May	0	0	0
June	0	0	0
July	0	0	0
August	0	0	0
September	0	0	0
October	0	0	0
November	0	0	0
December	0	0	0
January	0	0	1
February	0	0	1
March	0	0	1
April	0	0	
May	0	0	
June	0	0	

### QUANTITY METRICS (rolling 12 month period)

	Contract Quantity	Contract Base Number	Contract *	Area Team	Region	England
% of all assessments that were assess and fit appliances (case starts)	0	2	0.0%	60.7%	63.0%	59.2%
% of all assessments that were assess and refuse	0	2	0.0%	17.9%	11.1%	12.0%
% of all assessments that were assess and review	2	2	100.0%	21.3%	25.8%	28.8%
% of case starts with a reported IOTN of 3 and Aesthetic Component of 5 or below	0	0	N/A	0.0%	0.1%	0.1%
% of case starts with a reported IOTN of 3 and Aesthetic Component of 6 or above	0	0	N/A	2.1%	3.7%	3.9%
% of case starts with a reported IOTN of 4	0	0	N/A	80.4%	79.2%	77.6%
% of case starts with a reported IOTN of 5	0	0	N/A	16.7%	16.4%	16.7 %
% of concluded courses in receipt of dual-arch fixed appliances	0	0	N/A	71.1%	75.4%	72.9%
% of concluded courses where treatment was abandoned or discontinued	0	0	N/A	6.0%	8.8%	8.7%
% of patients satisfied with the treatment they have received	0	0	N/A	97.1%	96.4%	95.7%

\* Figures in italics indicate that the base number is less than 100.

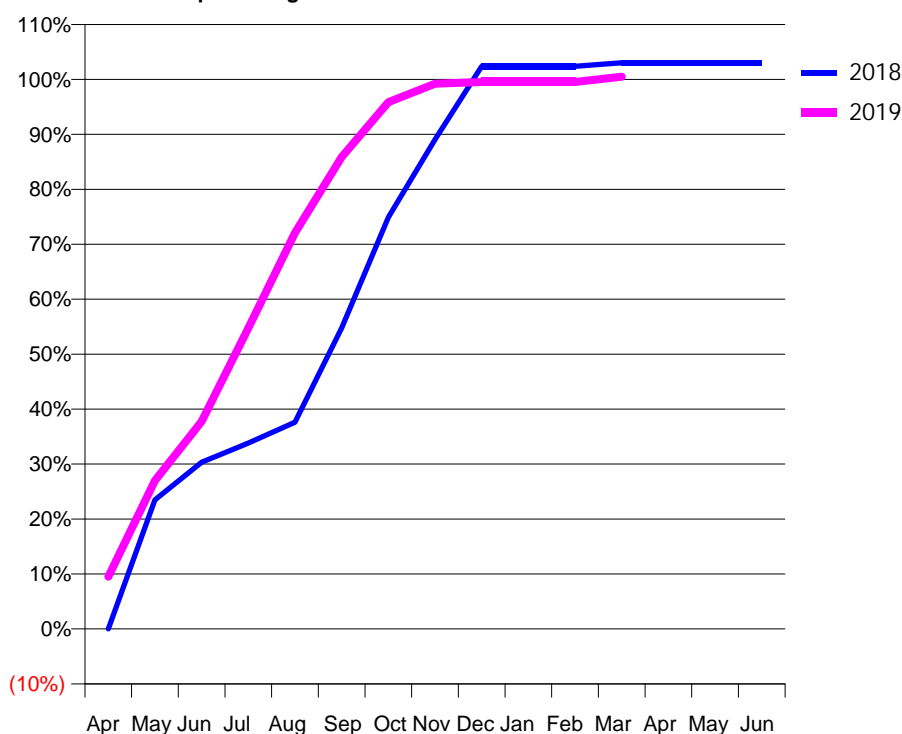
### Q51 - Vital Signs Orthodontic At a Glance Contract Report for 101370/0005 - March 2019

Name or company name	Petrie Tucker & Partners Ltd	18/19 Contracted general activity (UDA)	24,146
Contract type name	GDS Contract	Carry forward general activity (UDA)	0
Purpose of contract	General and Orthodontic	18/19 Contracted orthodontic activity (UOA)	630
Contract start date	01/04/2006	Carry forward orthodontic activity (UOA)	-13
Contract end date		Baseline contract value	£744,692.90

ACCESS	Contract	England and Wales
24 month ratio of assessments to patient IDs	1.06	1.08

ACTIVITY	Contract
Contract assess and fit appliances (case starts) as a percentage of Area Team case starts	0.6 %

Cumulative percentage of contracted UOA delivered 2018 & 2019



Month	Adjusted Scheduled Activity (UOA)		
	2017	2018	2019
April	14	0	60
May	14	148	170
June	35	191	238
July	39	213	345
August	64	237	454
September	130	345	541
October	298	472	604
November	427	561	625
December	472	645	627
January	536	645	627
February	601	645	627
March	601	649	633
April	601	649	
May	601	649	
June	601	649	

#### QUANTITY METRICS (rolling 12 month period)

	Contract Quantity	Contract Base Number	Contract *	Area Team	Region	England
% of all assessments that were assess and fit appliances (case starts)	28	62	45.2%	60.7%	63.0%	59.2%
% of all assessments that were assess and refuse	9	62	14.5%	17.9%	11.1%	12.0%
% of all assessments that were assess and review	25	62	40.3%	21.3%	25.8%	28.8%
% of case starts with a reported IOTN of 3 and Aesthetic Component of 5 or below	0	28	<i>N/A</i>	0.0%	0.1%	0.1%
% of case starts with a reported IOTN of 3 and Aesthetic Component of 6 or above	1	28	3.6%	2.1%	3.7%	3.9%
% of case starts with a reported IOTN of 4	25	28	89.3%	80.4%	79.2%	77.6%
% of case starts with a reported IOTN of 5	2	28	7.1%	16.7%	16.4%	16.7%
% of concluded courses in receipt of dual-arch fixed appliances	14	26	53.8%	71.1%	75.4%	72.9%
% of concluded courses where treatment was abandoned or discontinued	2	26	7.7%	6.0%	8.8%	8.7%
% of patients satisfied with the treatment they have received	1	1	100.0%	97.1%	96.4%	95.7%

\* Figures in italics indicate that the base number is less than 100.

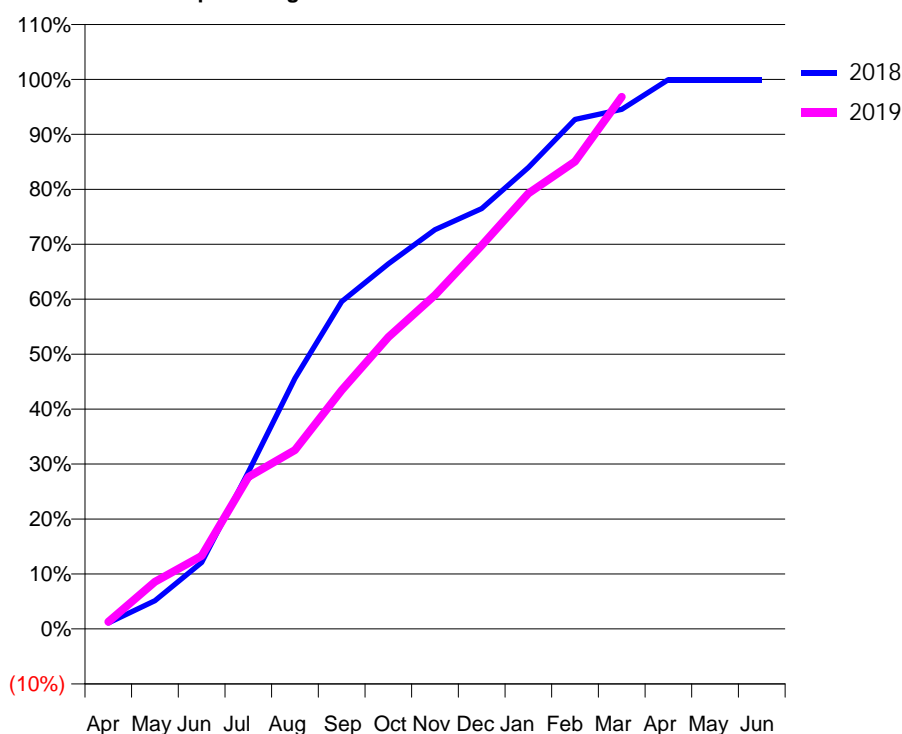
### Q51 - Vital Signs Orthodontic At a Glance Contract Report for 101699/0001 - March 2019

Name or company name	Orthoscene Limited	18/19 Contracted general activity (UDA)	0
Contract type name	PDS Contract	Carry forward general activity (UDA)	0
Purpose of contract	Orthodontic	18/19 Contracted orthodontic activity (UOA)	11,617
Contract start date	01/04/2014	Carry forward orthodontic activity (UOA)	3
Contract end date	30/06/2020	Baseline contract value	£732,852.63

ACCESS	Contract	England and Wales
24 month ratio of assessments to patient IDs	1.00	1.08

ACTIVITY	Contract
Contract assess and fit appliances (case starts) as a percentage of Area Team case starts	11.6 %

Cumulative percentage of contracted UOA delivered 2018 & 2019



Month	Adjusted Scheduled Activity (UOA)		
	2017	2018	2019
April	339	128	151
May	1,942	597	997
June	3,690	1,405	1,544
July	5,231	3,318	3,213
August	6,019	5,297	3,782
September	7,346	6,920	5,048
October	7,919	7,721	6,169
November	8,897	8,440	7,055
December	10,201	8,888	8,110
January	10,959	9,755	9,206
February	11,130	10,770	9,879
March	11,531	10,981	11,247
April	11,575	11,614	
May	11,596	11,614	
June	11,596	11,614	

#### QUANTITY METRICS (rolling 12 month period)

	Contract Quantity	Contract Base Number	Contract *	Area Team	Region	England
% of all assessments that were assess and fit appliances (case starts)	563	621	90.7%	60.7%	63.0%	59.2%
% of all assessments that were assess and refuse	0	621	0.0%	17.9%	11.1%	12.0%
% of all assessments that were assess and review	58	621	9.3%	21.3%	25.8%	28.8%
% of case starts with a reported IOTN of 3 and Aesthetic Component of 5 or below	0	563	N/A	0.0%	0.1%	0.1%
% of case starts with a reported IOTN of 3 and Aesthetic Component of 6 or above	5	563	0.9%	2.1%	3.7%	3.9%
% of case starts with a reported IOTN of 4	461	563	81.9%	80.4%	79.2%	77.6%
% of case starts with a reported IOTN of 5	96	563	17.1%	16.7%	16.4%	16.7%
% of concluded courses in receipt of dual-arch fixed appliances	497	538	92.4%	71.1%	75.4%	72.9%
% of concluded courses where treatment was abandoned or discontinued	36	538	6.7%	6.0%	8.8%	8.7%
% of patients satisfied with the treatment they have received	17	18	94.4%	97.1%	96.4%	95.7%

\* Figures in italics indicate that the base number is less than 100.

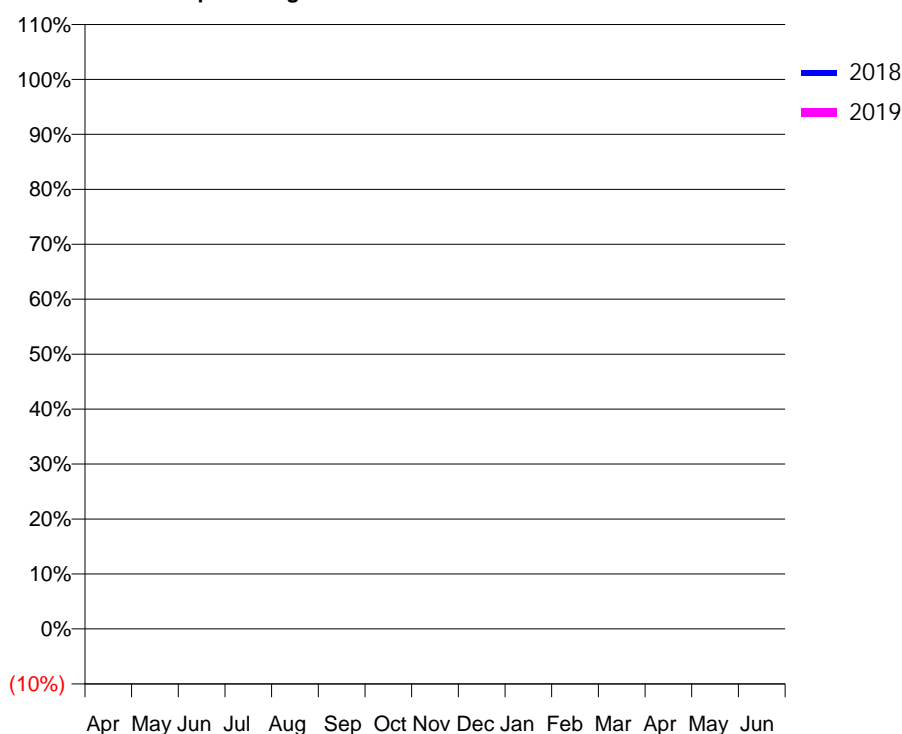
### Q51 - Vital Signs Orthodontic At a Glance Contract Report for 104221/0001 - March 2019

Name or company name	Hoyland Family Dental Centre	18/19 Contracted general activity (UDA)	24,001
Contract type name	GDS Contract	Carry forward general activity (UDA)	855
Purpose of contract	General	18/19 Contracted orthodontic activity (UOA)	0
Contract start date	01/01/2009	Carry forward orthodontic activity (UOA)	0
Contract end date		Baseline contract value	£684,310.66

ACCESS	Contract	England and Wales
24 month ratio of assessments to patient IDs	1.00	1.08

ACTIVITY	Contract
Contract assess and fit appliances (case starts) as a percentage of Area Team case starts	0.0 %

Cumulative percentage of contracted UOA delivered 2018 & 2019



Month	Adjusted Scheduled Activity (UOA)		
	2017	2018	2019
April	1	0	0
May	1	0	1
June	1	0	1
July	1	0	1
August	1	0	1
September	1	0	1
October	1	0	1
November	1	0	1
December	1	0	1
January	1	0	1
February	1	0	1
March	1	0	1
April	1	0	
May	1	0	
June	1	0	

#### QUANTITY METRICS (rolling 12 month period)

	Contract Quantity	Contract Base Number	Contract *	Area Team	Region	England
% of all assessments that were assess and fit appliances (case starts)	0	1	0.0%	60.7%	63.0%	59.2%
% of all assessments that were assess and refuse	0	1	0.0%	17.9%	11.1%	12.0%
% of all assessments that were assess and review	1	1	100.0%	21.3%	25.8%	28.8%
% of case starts with a reported IOTN of 3 and Aesthetic Component of 5 or below	0	0	N/A	0.0%	0.1%	0.1%
% of case starts with a reported IOTN of 3 and Aesthetic Component of 6 or above	0	0	N/A	2.1%	3.7%	3.9%
% of case starts with a reported IOTN of 4	0	0	N/A	80.4%	79.2%	77.6%
% of case starts with a reported IOTN of 5	0	0	N/A	16.7%	16.4%	16.7%
% of concluded courses in receipt of dual-arch fixed appliances	0	0	N/A	71.1%	75.4%	72.9%
% of concluded courses where treatment was abandoned or discontinued	0	0	N/A	6.0%	8.8%	8.7%
% of patients satisfied with the treatment they have received	0	0	N/A	97.1%	96.4%	95.7%

\* Figures in italics indicate that the base number is less than 100.

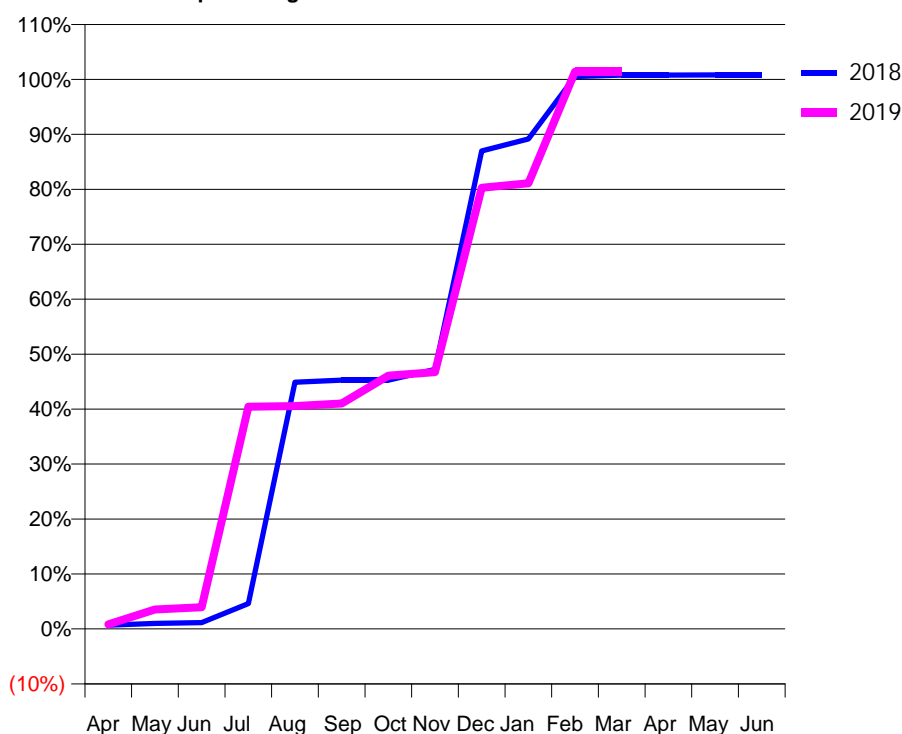
### Q51 - Vital Signs Orthodontic At a Glance Contract Report for 109983/0001 - March 2019

Name or company name	Smile Create Ltd	18/19 Contracted general activity (UDA)	15,796
Contract type name	GDS Contract	Carry forward general activity (UDA)	310
Purpose of contract	General and Orthodontic	18/19 Contracted orthodontic activity (UOA)	1,575
Contract start date	01/04/2012	Carry forward orthodontic activity (UOA)	-13
Contract end date		Baseline contract value	£564,707.40

ACCESS	Contract	England and Wales
24 month ratio of assessments to patient IDs	1.25	1.08

ACTIVITY	Contract
Contract assess and fit appliances (case starts) as a percentage of Area Team case starts	1.4 %

Cumulative percentage of contracted UOA delivered 2018 & 2019



Month	Adjusted Scheduled Activity (UOA)		
	2017	2018	2019
April	-2	11	13
May	24	16	56
June	26	18	62
July	365	73	637
August	471	707	639
September	498	713	646
October	544	713	726
November	1,154	744	736
December	1,156	1,370	1,264
January	1,163	1,404	1,277
February	1,207	1,583	1,597
March	1,586	1,587	1,597
April	1,586	1,587	
May	1,586	1,588	
June	1,586	1,588	

#### QUANTITY METRICS (rolling 12 month period)

	Contract Quantity	Contract Base Number	Contract *	Area Team	Region	England
% of all assessments that were assess and fit appliances (case starts)	70	186	37.6%	60.7%	63.0%	59.2%
% of all assessments that were assess and refuse	35	186	18.8%	17.9%	11.1%	12.0%
% of all assessments that were assess and review	81	186	43.5%	21.3%	25.8%	28.8%
% of case starts with a reported IOTN of 3 and Aesthetic Component of 5 or below	0	70	<i>N/A</i>	0.0%	0.1%	0.1%
% of case starts with a reported IOTN of 3 and Aesthetic Component of 6 or above	4	70	5.7%	2.1%	3.7%	3.9%
% of case starts with a reported IOTN of 4	52	70	74.3%	80.4%	79.2%	77.6%
% of case starts with a reported IOTN of 5	14	70	20.0%	16.7%	16.4%	16.7%
% of concluded courses in receipt of dual-arch fixed appliances	10	70	14.3%	71.1%	75.4%	72.9%
% of concluded courses where treatment was abandoned or discontinued	8	70	11.4%	6.0%	8.8%	8.7%
% of patients satisfied with the treatment they have received	0	0	<i>N/A</i>	97.1%	96.4%	95.7%

\* Figures in italics indicate that the base number is less than 100.

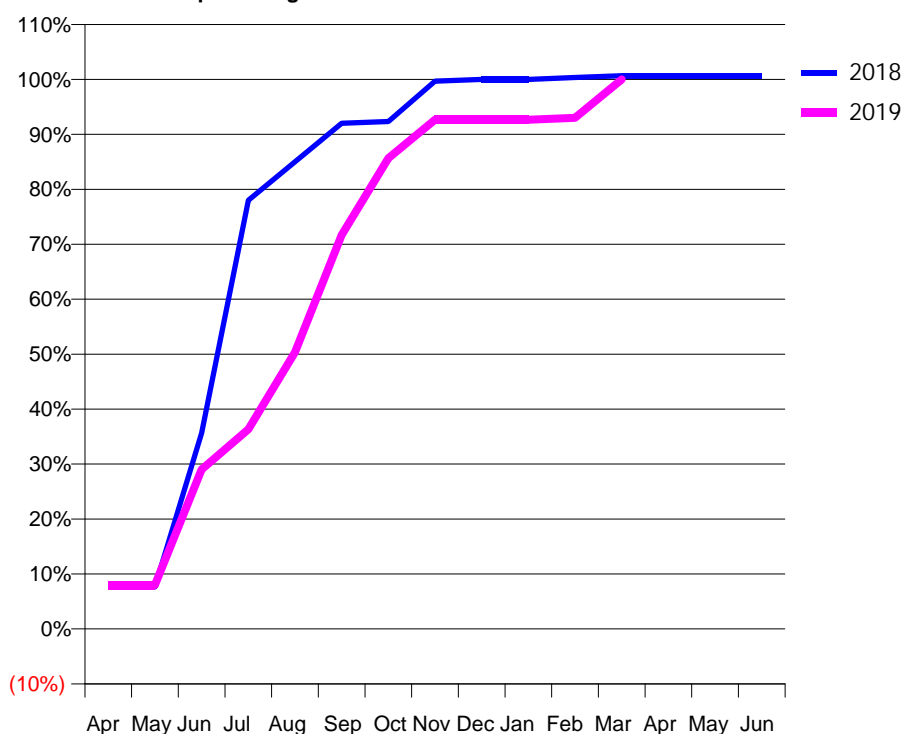
### Q51 - Vital Signs Orthodontic At a Glance Contract Report for 112348/0001 - March 2019

Name or company name	Wright Dental Care Ltd	18/19 Contracted general activity (UDA)	50,922
Contract type name	GDS Contract	Carry forward general activity (UDA)	0
Purpose of contract	General and Orthodontic	18/19 Contracted orthodontic activity (UOA)	300
Contract start date	01/12/2011	Carry forward orthodontic activity (UOA)	-2
Contract end date		Baseline contract value	£1,377,390.12

ACCESS	Contract	England and Wales
24 month ratio of assessments to patient IDs	1.08	1.08

ACTIVITY	Contract
Contract assess and fit appliances (case starts) as a percentage of Area Team case starts	0.3 %

Cumulative percentage of contracted UOA delivered 2018 & 2019



Month	Adjusted Scheduled Activity (UOA)		
	2017	2018	2019
April	63	23	24
May	85	23	24
June	128	107	87
July	212	234	109
August	233	255	151
September	255	276	215
October	256	277	257
November	278	299	278
December	279	300	278
January	301	300	278
February	302	301	279
March	302	302	300
April	302	302	
May	302	302	
June	302	302	

### QUANTITY METRICS (rolling 12 month period)

	Contract Quantity	Contract Base Number	Contract *	Area Team	Region	England
% of all assessments that were assess and fit appliances (case starts)	14	18	77.8%	60.7%	63.0%	59.2%
% of all assessments that were assess and refuse	2	18	11.1%	17.9%	11.1%	12.0%
% of all assessments that were assess and review	2	18	11.1%	21.3%	25.8%	28.8%
% of case starts with a reported IOTN of 3 and Aesthetic Component of 5 or below	0	14	<i>N/A</i>	0.0%	0.1%	0.1%
% of case starts with a reported IOTN of 3 and Aesthetic Component of 6 or above	0	14	<i>N/A</i>	2.1%	3.7%	3.9%
% of case starts with a reported IOTN of 4	13	14	92.9%	80.4%	79.2%	77.6%
% of case starts with a reported IOTN of 5	1	14	7.1%	16.7%	16.4%	16.7%
% of concluded courses in receipt of dual-arch fixed appliances	0	25	<i>N/A</i>	71.1%	75.4%	72.9%
% of concluded courses where treatment was abandoned or discontinued	2	25	8.0%	6.0%	8.8%	8.7%
% of patients satisfied with the treatment they have received	0	0	<i>N/A</i>	97.1%	96.4%	95.7%

\* Figures in italics indicate that the base number is less than 100.

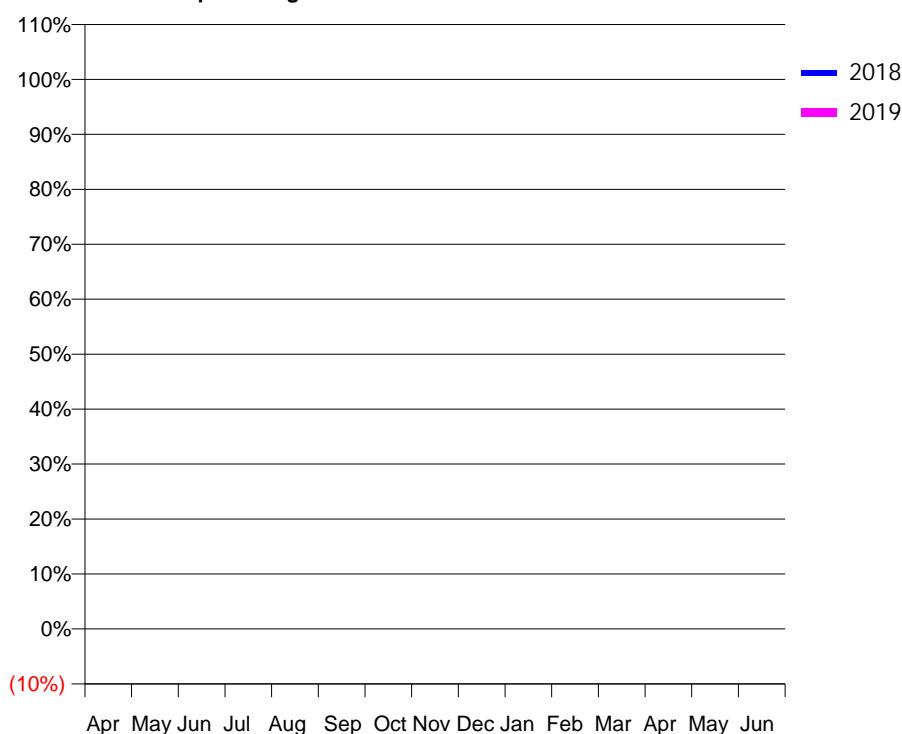
### Q51 - Vital Signs Orthodontic At a Glance Contract Report for 113395/0003 - March 2019

Name or company name	Ffolliott Bird Associates Ltd	18/19 Contracted general activity (UDA)	26,371
Contract type name	GDS Contract	Carry forward general activity (UDA)	0
Purpose of contract	General	18/19 Contracted orthodontic activity (UOA)	0
Contract start date	01/09/2007	Carry forward orthodontic activity (UOA)	0
Contract end date		Baseline contract value	£845,981.92

ACCESS	Contract	England and Wales
24 month ratio of assessments to patient IDs	1.00	1.08

ACTIVITY	Contract
Contract assess and fit appliances (case starts) as a percentage of Area Team case starts	0.0 %

Cumulative percentage of contracted UOA delivered 2018 & 2019



Month	Adjusted Scheduled Activity (UOA)		
	2017	2018	2019
April	0	0	0
May	0	0	0
June	0	0	0
July	0	0	0
August	0	0	0
September	0	0	0
October	0	0	0
November	0	0	0
December	0	0	0
January	0	0	1
February	0	0	1
March	0	0	1
April	0	0	
May	0	0	
June	0	0	

### QUANTITY METRICS (rolling 12 month period)

	Contract Quantity	Contract Base Number	Contract *	Area Team	Region	England
% of all assessments that were assess and fit appliances (case starts)	0	1	0.0%	60.7%	63.0%	59.2%
% of all assessments that were assess and refuse	0	1	0.0%	17.9%	11.1%	12.0%
% of all assessments that were assess and review	1	1	100.0%	21.3%	25.8%	28.8%
% of case starts with a reported IOTN of 3 and Aesthetic Component of 5 or below	0	0	N/A	0.0%	0.1%	0.1%
% of case starts with a reported IOTN of 3 and Aesthetic Component of 6 or above	0	0	N/A	2.1%	3.7%	3.9%
% of case starts with a reported IOTN of 4	0	0	N/A	80.4%	79.2%	77.6%
% of case starts with a reported IOTN of 5	0	0	N/A	16.7%	16.4%	16.7%
% of concluded courses in receipt of dual-arch fixed appliances	0	0	N/A	71.1%	75.4%	72.9%
% of concluded courses where treatment was abandoned or discontinued	0	0	N/A	6.0%	8.8%	8.7%
% of patients satisfied with the treatment they have received	0	0	N/A	97.1%	96.4%	95.7%

\* Figures in italics indicate that the base number is less than 100.

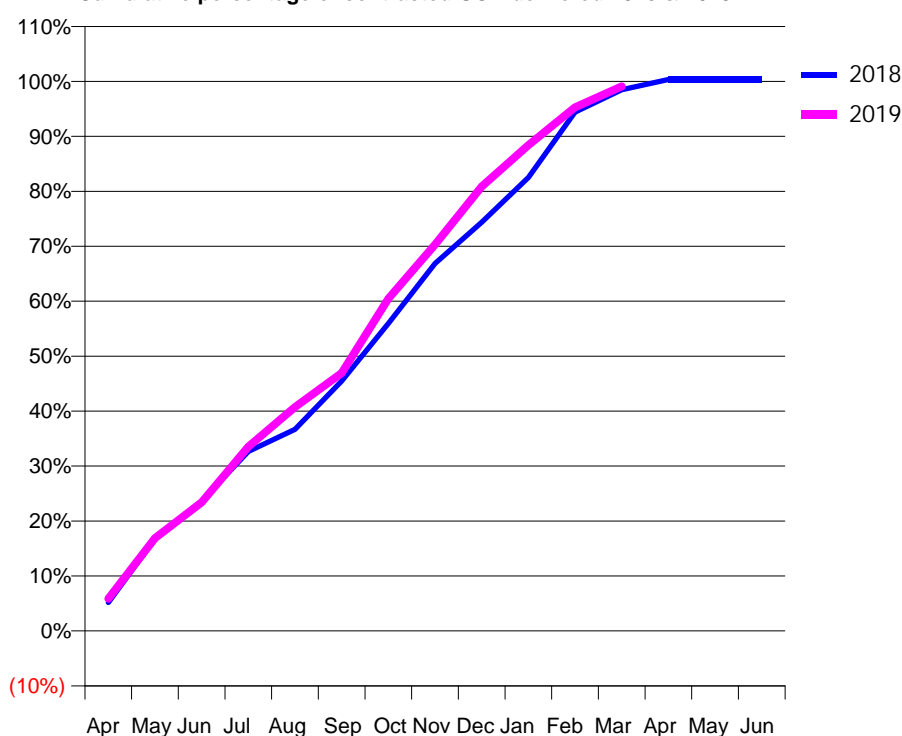
### Q51 - Vital Signs Orthodontic At a Glance Contract Report for 134279/0001 - March 2019

Name or company name	Orthodontic Centre (UK) Limited	18/19 Contracted general activity (UDA)	0
Contract type name	PDS Contract	Carry forward general activity (UDA)	0
Purpose of contract	Orthodontic	18/19 Contracted orthodontic activity (UOA)	18,725
Contract start date	01/01/2012	Carry forward orthodontic activity (UOA)	-63
Contract end date	30/06/2020	Baseline contract value	£1,181,257.26

ACCESS	Contract	England and Wales
24 month ratio of assessments to patient IDs	1.05	1.08

ACTIVITY	Contract
Contract assess and fit appliances (case starts) as a percentage of Area Team case starts	18.1 %

Cumulative percentage of contracted UOA delivered 2018 & 2019



Month	Adjusted Scheduled Activity (UOA)		
	2017	2018	2019
April	264	972	1,100
May	2,819	3,135	3,161
June	3,793	4,430	4,382
July	5,403	6,117	6,282
August	6,058	6,870	7,626
September	7,461	8,517	8,790
October	9,679	10,474	11,321
November	12,185	12,517	13,160
December	14,314	13,926	15,141
January	15,785	15,454	16,553
February	17,572	17,672	17,844
March	18,813	18,435	18,556
April	19,038	18,788	
May	19,059	18,788	
June	19,059	18,788	

### QUANTITY METRICS (rolling 12 month period)

	Contract Quantity	Contract Base Number	Contract *	Area Team	Region	England
% of all assessments that were assess and fit appliances (case starts)	877	1,530	57.3%	60.7%	63.0%	59.2%
% of all assessments that were assess and refuse	291	1,530	19.0%	17.9%	11.1%	12.0%
% of all assessments that were assess and review	362	1,530	23.7%	21.3%	25.8%	28.8%
% of case starts with a reported IOTN of 3 and Aesthetic Component of 5 or below	0	877	N/A	0.0%	0.1%	0.1%
% of case starts with a reported IOTN of 3 and Aesthetic Component of 6 or above	25	877	2.9%	2.1%	3.7%	3.9%
% of case starts with a reported IOTN of 4	746	877	85.1%	80.4%	79.2%	77.6%
% of case starts with a reported IOTN of 5	106	877	12.1%	16.7%	16.4%	16.7%
% of concluded courses in receipt of dual-arch fixed appliances	736	800	92.0%	71.1%	75.4%	72.9%
% of concluded courses where treatment was abandoned or discontinued	41	800	5.1%	6.0%	8.8%	8.7%
% of patients satisfied with the treatment they have received	15	15	100.0%	97.1%	96.4%	95.7%

\* Figures in italics indicate that the base number is less than 100.



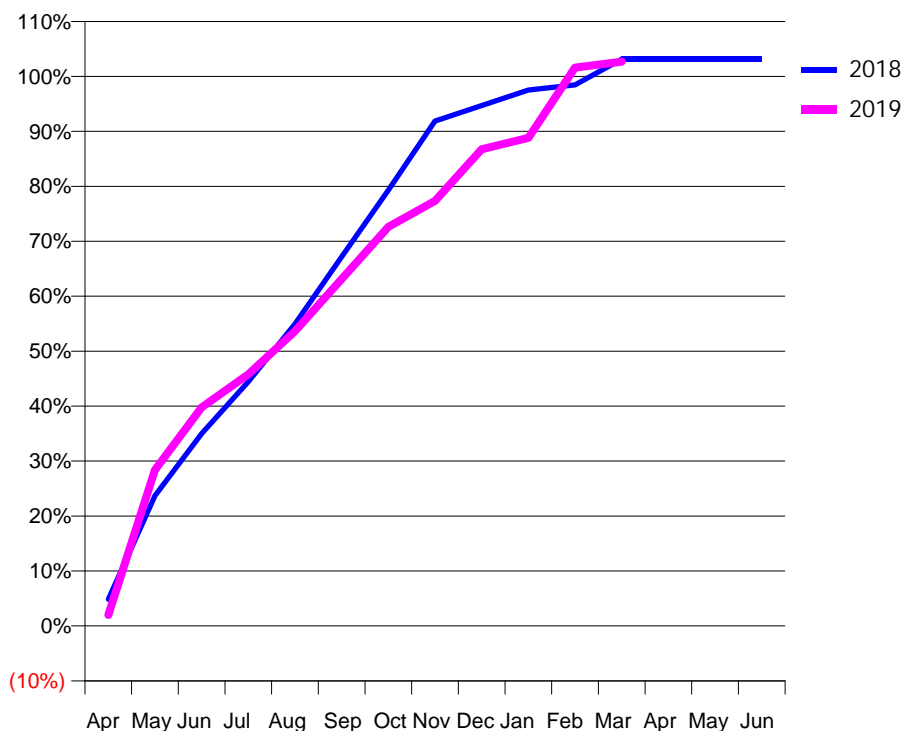
### Q51 - Vital Signs Orthodontic At a Glance Contract Report for 144959/0001 - March 2019

Name or company name	Kaye and Rafferty Ltd	18/19 Contracted general activity (UDA)	21,500
Contract type name	GDS Contract	Carry forward general activity (UDA)	0
Purpose of contract	General and Orthodontic	18/19 Contracted orthodontic activity (UOA)	2,249
Contract start date	01/07/2014	Carry forward orthodontic activity (UOA)	-45
Contract end date		Baseline contract value	£726,315.77

ACCESS	Contract	England and Wales
24 month ratio of assessments to patient IDs	1.05	1.08

ACTIVITY	Contract
Contract assess and fit appliances (case starts) as a percentage of Area Team case starts	2.2 %

Cumulative percentage of contracted UOA delivered 2018 & 2019



Month	Adjusted Scheduled Activity (UOA)		
	2017	2018	2019
April	206	109	45
May	548	533	638
June	864	787	894
July	1,077	1,000	1,030
August	1,478	1,236	1,206
September	1,712	1,511	1,420
October	1,967	1,784	1,633
November	2,163	2,066	1,739
December	2,189	2,130	1,951
January	2,191	2,193	1,997
February	2,259	2,214	2,285
March	2,281	2,319	2,309
April	2,302	2,320	
May	2,302	2,320	
June	2,302	2,320	

#### QUANTITY METRICS (rolling 12 month period)

	Contract Quantity	Contract Base Number	Contract *	Area Team	Region	England
% of all assessments that were assess and fit appliances (case starts)	108	168	64.3%	60.7%	63.0%	59.2%
% of all assessments that were assess and refuse	3	168	1.8%	17.9%	11.1%	12.0%
% of all assessments that were assess and review	57	168	33.9%	21.3%	25.8%	28.8%
% of case starts with a reported IOTN of 3 and Aesthetic Component of 5 or below	0	108	N/A	0.0%	0.1%	0.1%
% of case starts with a reported IOTN of 3 and Aesthetic Component of 6 or above	19	108	17.6%	2.1%	3.7%	3.9%
% of case starts with a reported IOTN of 4	53	108	49.1%	80.4%	79.2%	77.6%
% of case starts with a reported IOTN of 5	36	108	33.3%	16.7%	16.4%	16.7%
% of concluded courses in receipt of dual-arch fixed appliances	61	68	89.7%	71.1%	75.4%	72.9%
% of concluded courses where treatment was abandoned or discontinued	2	68	2.9%	6.0%	8.8%	8.7%
% of patients satisfied with the treatment they have received	1	1	100.0%	97.1%	96.4%	95.7%

\* Figures in italics indicate that the base number is less than 100.

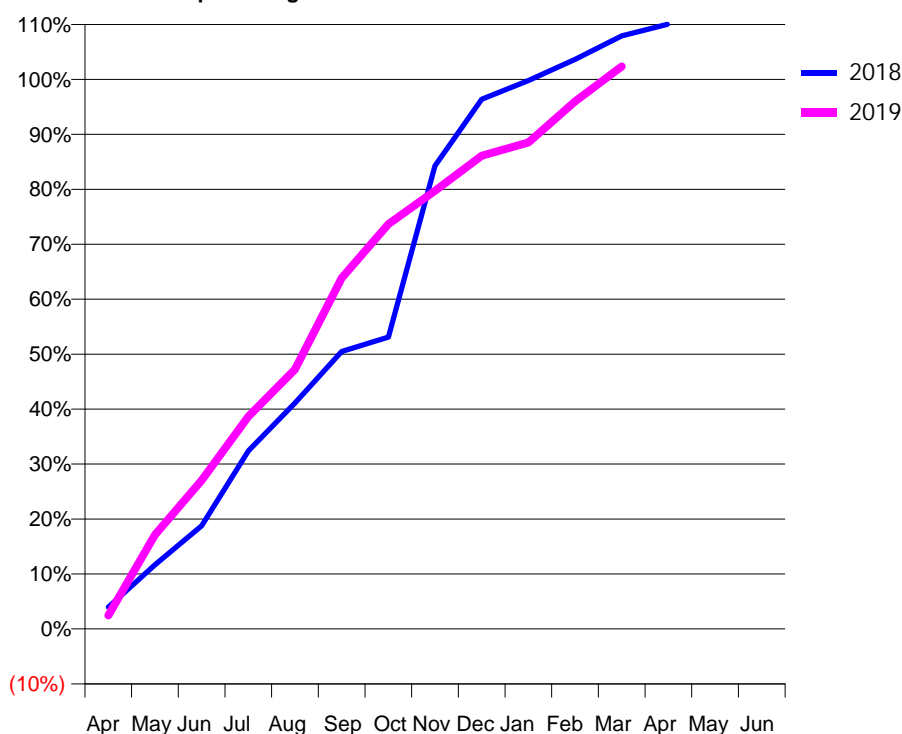
### Q51 - Vital Signs Orthodontic At a Glance Contract Report for 145033/0001 - March 2019

Name or company name	Orthodontic Centre (uk)Ltd	18/19 Contracted general activity (UDA)	0
Contract type name	PDS Contract	Carry forward general activity (UDA)	0
Purpose of contract	Orthodontic	18/19 Contracted orthodontic activity (UOA)	4,968
Contract start date	01/09/2012	Carry forward orthodontic activity (UOA)	-99
Contract end date	30/06/2020	Baseline contract value	£311,857.90

ACCESS	Contract	England and Wales
24 month ratio of assessments to patient IDs	1.09	1.08

ACTIVITY	Contract
Contract assess and fit appliances (case starts) as a percentage of Area Team case starts	4.9 %

Cumulative percentage of contracted UOA delivered 2018 & 2019



Month	Adjusted Scheduled Activity (UOA)		
	2017	2018	2019
April	109	198	122
May	110	579	851
June	111	933	1,344
July	2,040	1,610	1,921
August	2,584	2,042	2,346
September	2,936	2,508	3,173
October	3,574	2,639	3,660
November	3,846	4,186	3,961
December	4,171	4,788	4,278
January	4,171	4,957	4,397
February	4,670	5,148	4,768
March	4,958	5,361	5,084
April	4,963	5,468	
May	4,963	5,468	
June	4,963	5,468	

#### QUANTITY METRICS (rolling 12 month period)

	Contract Quantity	Contract Base Number	Contract *	Area Team	Region	England
% of all assessments that were assess and fit appliances (case starts)	240	329	72.9%	60.7%	63.0%	59.2%
% of all assessments that were assess and refuse	63	329	19.1%	17.9%	11.1%	12.0%
% of all assessments that were assess and review	26	329	7.9%	21.3%	25.8%	28.8%
% of case starts with a reported IOTN of 3 and Aesthetic Component of 5 or below	0	240	N/A	0.0%	0.1%	0.1%
% of case starts with a reported IOTN of 3 and Aesthetic Component of 6 or above	1	240	0.4%	2.1%	3.7%	3.9%
% of case starts with a reported IOTN of 4	224	240	93.3%	80.4%	79.2%	77.6%
% of case starts with a reported IOTN of 5	15	240	6.3%	16.7%	16.4%	16.7%
% of concluded courses in receipt of dual-arch fixed appliances	208	221	94.1%	71.1%	75.4%	72.9%
% of concluded courses where treatment was abandoned or discontinued	9	221	4.1%	6.0%	8.8%	8.7%
% of patients satisfied with the treatment they have received	6	6	100.0%	97.1%	96.4%	95.7%

\* Figures in italics indicate that the base number is less than 100.

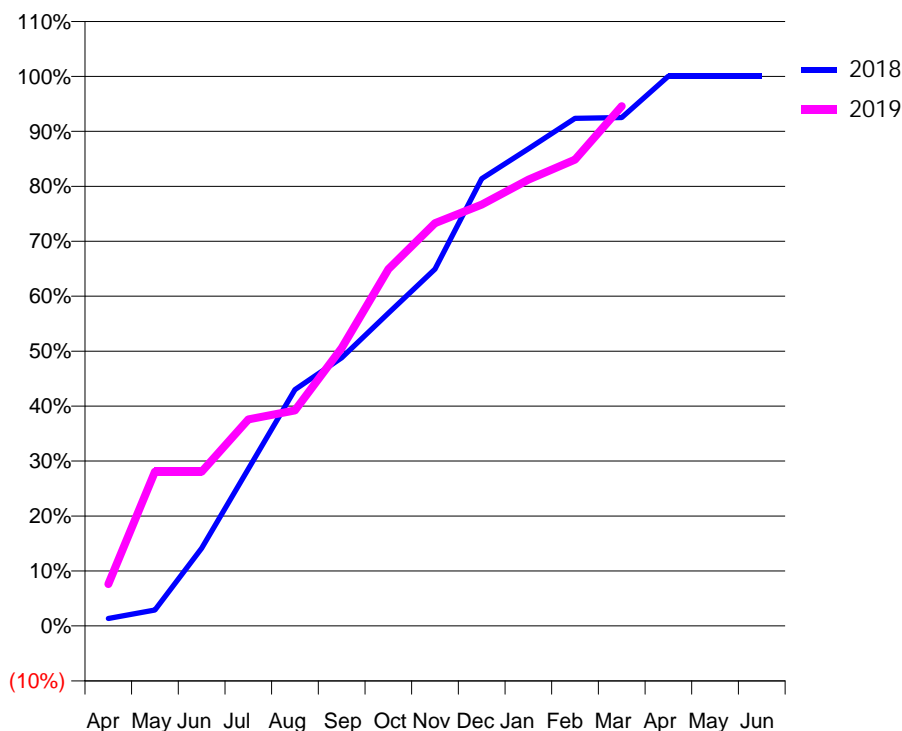
### Q51 - Vital Signs Orthodontic At a Glance Contract Report for 151653/0002 - March 2019

Name or company name	The Forum Practice Ltd	18/19 Contracted general activity (UDA)	0
Contract type name	PDS Contract	Carry forward general activity (UDA)	0
Purpose of contract	Orthodontic	18/19 Contracted orthodontic activity (UOA)	1,959
Contract start date	01/10/2011	Carry forward orthodontic activity (UOA)	-1
Contract end date	30/09/2020	Baseline contract value	£123,582.54

ACCESS	Contract	England and Wales
24 month ratio of assessments to patient IDs	1.15	1.08

ACTIVITY	Contract
Contract assess and fit appliances (case starts) as a percentage of Area Team case starts	1.9 %

Cumulative percentage of contracted UOA delivered 2018 & 2019



Month	Adjusted Scheduled Activity (UOA)		
	2017	2018	2019
April	29	27	149
May	50	57	550
June	379	277	550
July	464	560	736
August	594	842	768
September	685	956	991
October	798	1,115	1,272
November	993	1,272	1,436
December	1,372	1,594	1,502
January	1,435	1,701	1,591
February	1,691	1,809	1,662
March	1,868	1,812	1,853
April	1,944	1,960	
May	1,986	1,960	
June	1,986	1,960	

#### QUANTITY METRICS (rolling 12 month period)

	Contract Quantity	Contract Base Number	Contract *	Area Team	Region	England
% of all assessments that were assess and fit appliances (case starts)	92	175	52.6%	60.7%	63.0%	59.2%
% of all assessments that were assess and refuse	25	175	14.3%	17.9%	11.1%	12.0%
% of all assessments that were assess and review	58	175	33.1%	21.3%	25.8%	28.8%
% of case starts with a reported IOTN of 3 and Aesthetic Component of 5 or below	0	92	<i>N/A</i>	0.0%	0.1%	0.1%
% of case starts with a reported IOTN of 3 and Aesthetic Component of 6 or above	0	92	<i>N/A</i>	2.1%	3.7%	3.9%
% of case starts with a reported IOTN of 4	84	92	91.3%	80.4%	79.2%	77.6%
% of case starts with a reported IOTN of 5	7	92	7.6%	16.7%	16.4%	16.7 %
% of concluded courses in receipt of dual-arch fixed appliances	57	88	64.8%	71.1%	75.4%	72.9%
% of concluded courses where treatment was abandoned or discontinued	7	88	8.0%	6.0%	8.8%	8.7%
% of patients satisfied with the treatment they have received	0	0	<i>N/A</i>	97.1%	96.4%	95.7%

\* Figures in italics indicate that the base number is less than 100.

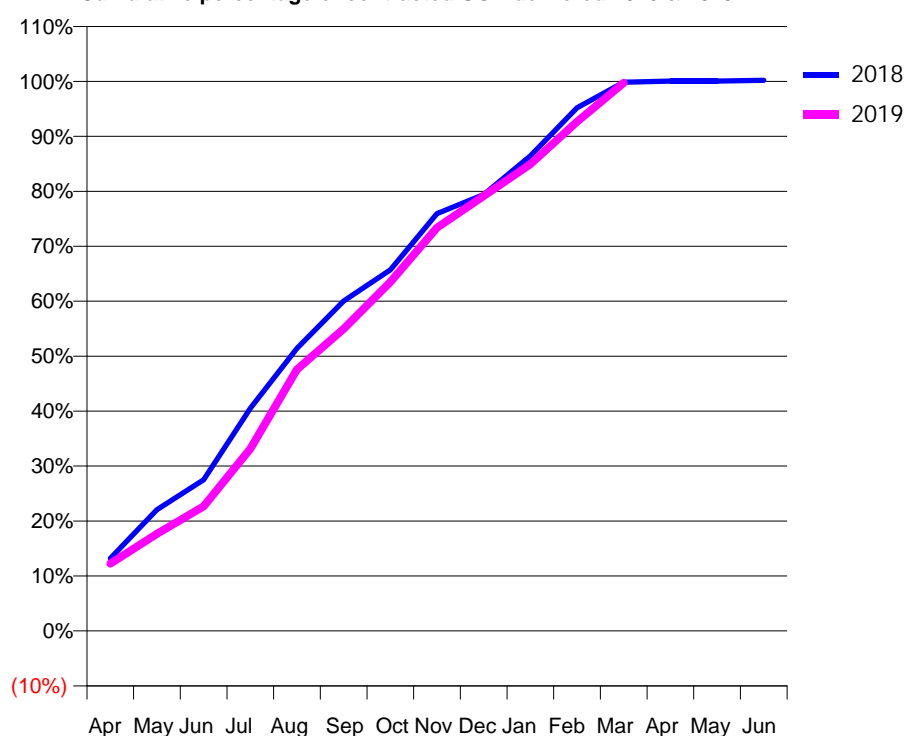
### Q51 - Vital Signs Orthodontic At a Glance Contract Report for 156531/0001 - March 2019

Name or company name	Orthocentres Ltd	18/19 Contracted general activity (UDA)	0
Contract type name	PDS Contract	Carry forward general activity (UDA)	0
Purpose of contract	Orthodontic	18/19 Contracted orthodontic activity (UOA)	32,345
Contract start date	01/01/2008	Carry forward orthodontic activity (UOA)	-59
Contract end date	30/09/2020	Baseline contract value	£2,040,468.14

ACCESS	Contract	England and Wales
24 month ratio of assessments to patient IDs	1.05	1.08

ACTIVITY	Contract
Contract assess and fit appliances (case starts) as a percentage of Area Team case starts	31.1 %

Cumulative percentage of contracted UOA delivered 2018 & 2019



Month	Adjusted Scheduled Activity (UOA)		
	2017	2018	2019
April	913	4,273	3,956
May	6,698	7,141	5,718
June	8,033	8,895	7,332
July	11,798	13,101	10,726
August	14,461	16,627	15,389
September	17,778	19,419	17,785
October	19,933	21,256	20,537
November	23,648	24,561	23,736
December	25,884	25,687	25,599
January	29,210	27,963	27,477
February	31,328	30,785	29,975
March	31,902	32,292	32,256
April	32,204	32,355	
May	32,204	32,356	
June	32,209	32,404	

#### QUANTITY METRICS (rolling 12 month period)

	Contract Quantity	Contract Base Number	Contract *	Area Team	Region	England
% of all assessments that were assess and fit appliances (case starts)	1,510	2,661	56.7%	60.7%	63.0%	59.2%
% of all assessments that were assess and refuse	707	2,661	26.6%	17.9%	11.1%	12.0%
% of all assessments that were assess and review	444	2,661	16.7%	21.3%	25.8%	28.8%
% of case starts with a reported IOTN of 3 and Aesthetic Component of 5 or below	0	1,510	N/A	0.0%	0.1%	0.1%
% of case starts with a reported IOTN of 3 and Aesthetic Component of 6 or above	17	1,510	1.1%	2.1%	3.7%	3.9%
% of case starts with a reported IOTN of 4	1,217	1,510	80.6%	80.4%	79.2%	77.6%
% of case starts with a reported IOTN of 5	265	1,510	17.5%	16.7%	16.4%	16.7 %
% of concluded courses in receipt of dual-arch fixed appliances	1,310	1,717	76.3%	71.1%	75.4%	72.9%
% of concluded courses where treatment was abandoned or discontinued	84	1,717	4.9%	6.0%	8.8%	8.7%
% of patients satisfied with the treatment they have received	24	24	100.0%	97.1%	96.4%	95.7%

\* Figures in italics indicate that the base number is less than 100.

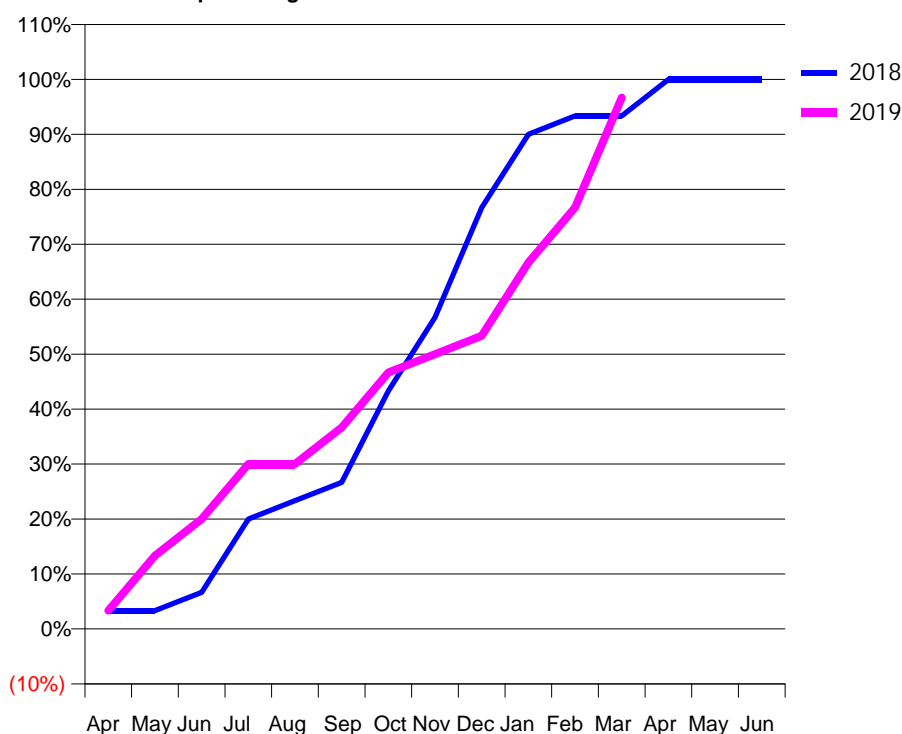
### Q51 - Vital Signs Orthodontic At a Glance Contract Report for 157708/0001 - March 2019

Name or company name	Doncaster Dental Centre	18/19 Contracted general activity (UDA)	32,715
Contract type name	GDS Contract	Carry forward general activity (UDA)	0
Purpose of contract	General and Orthodontic	18/19 Contracted orthodontic activity (UOA)	630
Contract start date	01/09/2010	Carry forward orthodontic activity (UOA)	0
Contract end date		Baseline contract value	£994,060.78

ACCESS	Contract	England and Wales
24 month ratio of assessments to patient IDs	1.00	1.08

ACTIVITY	Contract
Contract assess and fit appliances (case starts) as a percentage of Area Team case starts	0.6 %

Cumulative percentage of contracted UOA delivered 2018 & 2019



Month	Adjusted Scheduled Activity (UOA)		
	2017	2018	2019
April	0	21	21
May	0	21	84
June	105	42	126
July	147	126	189
August	147	147	189
September	252	168	231
October	252	273	294
November	399	357	315
December	420	483	336
January	462	567	420
February	483	588	483
March	567	588	609
April	630	630	
May	630	630	
June	630	630	

#### QUANTITY METRICS (rolling 12 month period)

	Contract Quantity	Contract Base Number	Contract *	Area Team	Region	England
% of all assessments that were assess and fit appliances (case starts)	31	31	100.0%	60.7%	63.0%	59.2%
% of all assessments that were assess and refuse	0	31	0.0%	17.9%	11.1%	12.0%
% of all assessments that were assess and review	0	31	0.0%	21.3%	25.8%	28.8%
% of case starts with a reported IOTN of 3 and Aesthetic Component of 5 or below	0	31	N/A	0.0%	0.1%	0.1%
% of case starts with a reported IOTN of 3 and Aesthetic Component of 6 or above	0	31	N/A	2.1%	3.7%	3.9%
% of case starts with a reported IOTN of 4	31	31	100.0%	80.4%	79.2%	77.6%
% of case starts with a reported IOTN of 5	0	31	N/A	16.7%	16.4%	16.7%
% of concluded courses in receipt of dual-arch fixed appliances	37	41	90.2%	71.1%	75.4%	72.9%
% of concluded courses where treatment was abandoned or discontinued	1	41	2.4%	6.0%	8.8%	8.7%
% of patients satisfied with the treatment they have received	0	0	N/A	97.1%	96.4%	95.7%

\* Figures in italics indicate that the base number is less than 100.

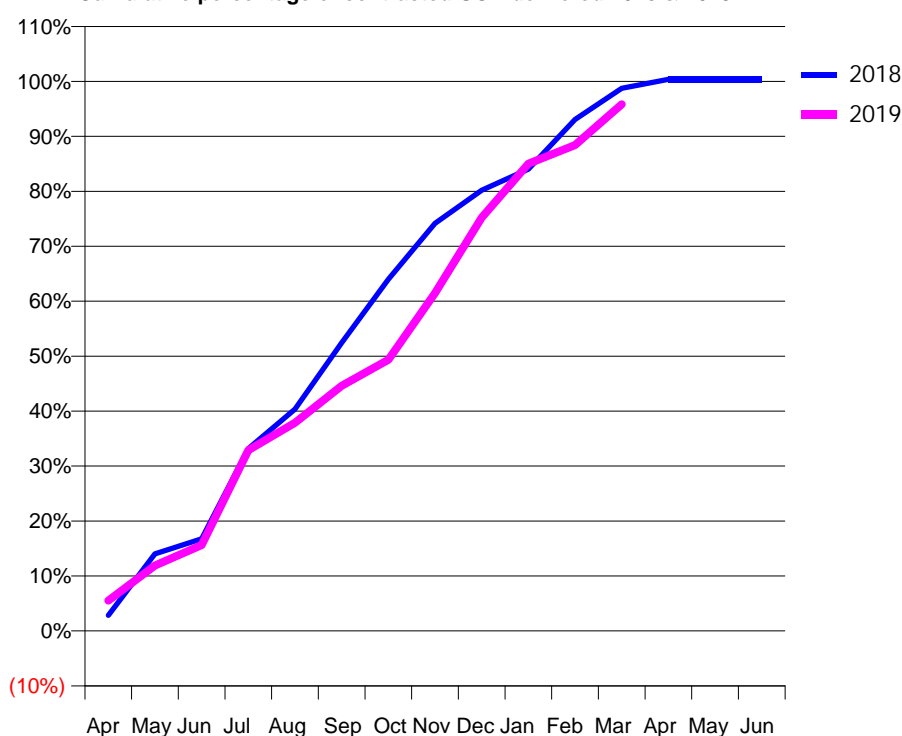
### Q51 - Vital Signs Orthodontic At a Glance Contract Report for 183652/0001 - March 2019

Name or company name	Haricover Limited	18/19 Contracted general activity (UDA)	0
Contract type name	PDS Contract	Carry forward general activity (UDA)	0
Purpose of contract	Orthodontic	18/19 Contracted orthodontic activity (UOA)	13,076
Contract start date	01/05/2015	Carry forward orthodontic activity (UOA)	-51
Contract end date	30/09/2020	Baseline contract value	£804,894.64

ACCESS	Contract	England and Wales
24 month ratio of assessments to patient IDs	1.01	1.08

ACTIVITY	Contract
Contract assess and fit appliances (case starts) as a percentage of Area Team case starts	12.2 %

Cumulative percentage of contracted UOA delivered 2018 & 2019



Month	Adjusted Scheduled Activity (UOA)		
	2017	2018	2019
April	293	373	721
May	2,657	1,836	1,556
June	3,835	2,191	2,045
July	5,707	4,338	4,302
August	6,654	5,276	4,951
September	8,409	6,856	5,831
October	10,526	8,368	6,453
November	11,322	9,696	8,035
December	12,243	10,485	9,834
January	12,487	10,987	11,118
February	12,870	12,169	11,557
March	13,197	12,911	12,529
April	13,179	13,127	
May	13,180	13,127	
June	13,180	13,127	

#### QUANTITY METRICS (rolling 12 month period)

	Contract Quantity	Contract Base Number	Contract *	Area Team	Region	England
% of all assessments that were assess and fit appliances (case starts)	593	1,000	59.3%	60.7%	63.0%	59.2%
% of all assessments that were assess and refuse	154	1,000	15.4%	17.9%	11.1%	12.0%
% of all assessments that were assess and review	253	1,000	25.3%	21.3%	25.8%	28.8%
% of case starts with a reported IOTN of 3 and Aesthetic Component of 5 or below	0	593	N/A	0.0%	0.1%	0.1%
% of case starts with a reported IOTN of 3 and Aesthetic Component of 6 or above	6	593	1.0%	2.1%	3.7%	3.9%
% of case starts with a reported IOTN of 4	448	593	75.5%	80.4%	79.2%	77.6%
% of case starts with a reported IOTN of 5	116	593	19.6%	16.7%	16.4%	16.7%
% of concluded courses in receipt of dual-arch fixed appliances	168	726	23.1%	71.1%	75.4%	72.9%
% of concluded courses where treatment was abandoned or discontinued	56	726	7.7%	6.0%	8.8%	8.7%
% of patients satisfied with the treatment they have received	2	3	66.7%	97.1%	96.4%	95.7%

\* Figures in italics indicate that the base number is less than 100.

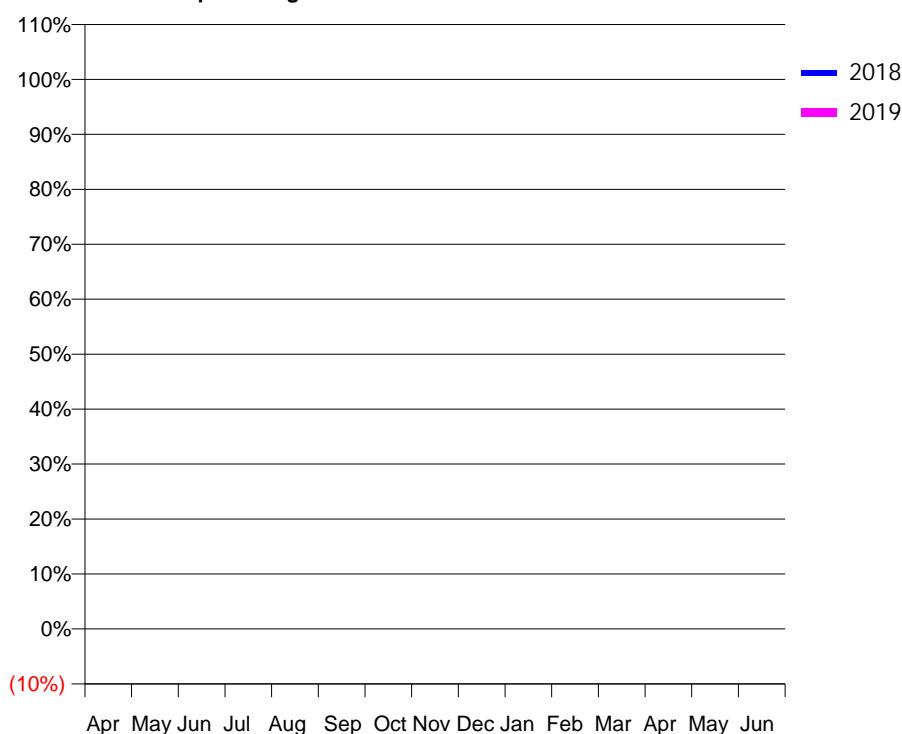
### Q51 - Vital Signs Orthodontic At a Glance Contract Report for 198749/0001 - March 2019

Name or company name	RICHMOND DENTAL CARE	18/19 Contracted general activity (UDA)	25,655
Contract type name	Pilot Contract	Carry forward general activity (UDA)	0
Purpose of contract	General	18/19 Contracted orthodontic activity (UOA)	0
Contract start date	01/04/2009	Carry forward orthodontic activity (UOA)	0
Contract end date		Baseline contract value	£801,606.06

ACCESS	Contract	England and Wales
24 month ratio of assessments to patient IDs	1.00	1.08

ACTIVITY	Contract
Contract assess and fit appliances (case starts) as a percentage of Area Team case starts	0.0 %

Cumulative percentage of contracted UOA delivered 2018 & 2019



Month	Adjusted Scheduled Activity (UOA)		
	2017	2018	2019
April	0	0	0
May	0	0	0
June	0	0	0
July	0	0	0
August	0	0	0
September	0	0	0
October	0	0	0
November	0	0	0
December	0	0	0
January	0	0	1
February	0	0	1
March	0	0	1
April	0	0	
May	0	0	
June	0	0	

### QUANTITY METRICS (rolling 12 month period)

	Contract Quantity	Contract Base Number	Contract *	Area Team	Region	England
% of all assessments that were assess and fit appliances (case starts)	0	1	0.0%	60.7%	63.0%	59.2%
% of all assessments that were assess and refuse	0	1	0.0%	17.9%	11.1%	12.0%
% of all assessments that were assess and review	1	1	100.0%	21.3%	25.8%	28.8%
% of case starts with a reported IOTN of 3 and Aesthetic Component of 5 or below	0	0	N/A	0.0%	0.1%	0.1%
% of case starts with a reported IOTN of 3 and Aesthetic Component of 6 or above	0	0	N/A	2.1%	3.7%	3.9%
% of case starts with a reported IOTN of 4	0	0	N/A	80.4%	79.2%	77.6%
% of case starts with a reported IOTN of 5	0	0	N/A	16.7%	16.4%	16.7%
% of concluded courses in receipt of dual-arch fixed appliances	0	0	N/A	71.1%	75.4%	72.9%
% of concluded courses where treatment was abandoned or discontinued	0	0	N/A	6.0%	8.8%	8.7%
% of patients satisfied with the treatment they have received	0	0	N/A	97.1%	96.4%	95.7%

\* Figures in italics indicate that the base number is less than 100.

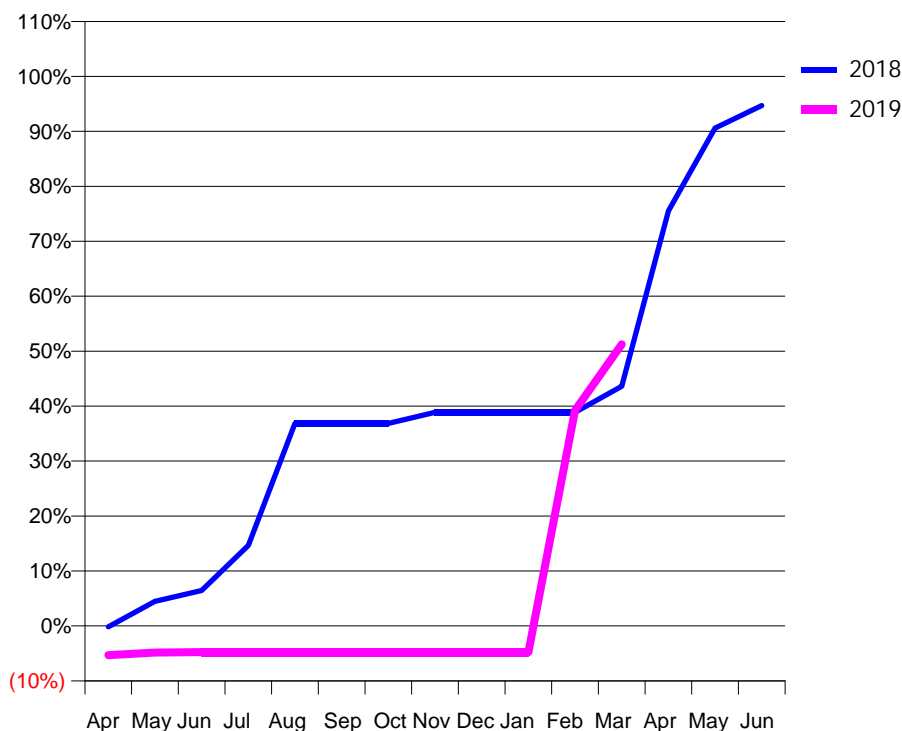
### Q51 - Vital Signs Orthodontic At a Glance Contract Report for 230901/0001 - March 2019

Name or company name	Julius Dental	18/19 Contracted general activity (UDA)	19,164
Contract type name	GDS Contract	Carry forward general activity (UDA)	1,723
Purpose of contract	General and Orthodontic	18/19 Contracted orthodontic activity (UOA)	1,050
Contract start date	01/04/2006	Carry forward orthodontic activity (UOA)	56
Contract end date		Baseline contract value	£627,713.69

ACCESS	Contract	England and Wales
24 month ratio of assessments to patient IDs	1.16	1.08

ACTIVITY	Contract
Contract assess and fit appliances (case starts) as a percentage of Area Team case starts	1.1 %

Cumulative percentage of contracted UOA delivered 2018 & 2019



Month	Adjusted Scheduled Activity (UOA)		
	2017	2018	2019
April	114	-2	-56
May	136	47	-51
June	138	68	-50
July	159	154	-50
August	222	387	-50
September	348	387	-50
October	369	387	-50
November	538	408	-50
December	538	408	-50
January	559	408	-50
February	564	408	412
March	843	458	538
April	997	793	
May	1,039	951	
June	1,039	994	

#### QUANTITY METRICS (rolling 12 month period)

	Contract Quantity	Contract Base Number	Contract *	Area Team	Region	England
% of all assessments that were assess and fit appliances (case starts)	54	93	58.1%	60.7%	63.0%	59.2%
% of all assessments that were assess and refuse	4	93	4.3%	17.9%	11.1%	12.0%
% of all assessments that were assess and review	35	93	37.6%	21.3%	25.8%	28.8%
% of case starts with a reported IOTN of 3 and Aesthetic Component of 5 or below	0	54	<i>N/A</i>	0.0%	0.1%	0.1%
% of case starts with a reported IOTN of 3 and Aesthetic Component of 6 or above	1	54	1.9%	2.1%	3.7%	3.9%
% of case starts with a reported IOTN of 4	38	54	70.4%	80.4%	79.2%	77.6%
% of case starts with a reported IOTN of 5	13	54	24.1%	16.7%	16.4%	16.7%
% of concluded courses in receipt of dual-arch fixed appliances	1	17	5.9%	71.1%	75.4%	72.9%
% of concluded courses where treatment was abandoned or discontinued	3	17	17.6%	6.0%	8.8%	8.7%
% of patients satisfied with the treatment they have received	1	1	100.0%	97.1%	96.4%	95.7%

\* Figures in italics indicate that the base number is less than 100.



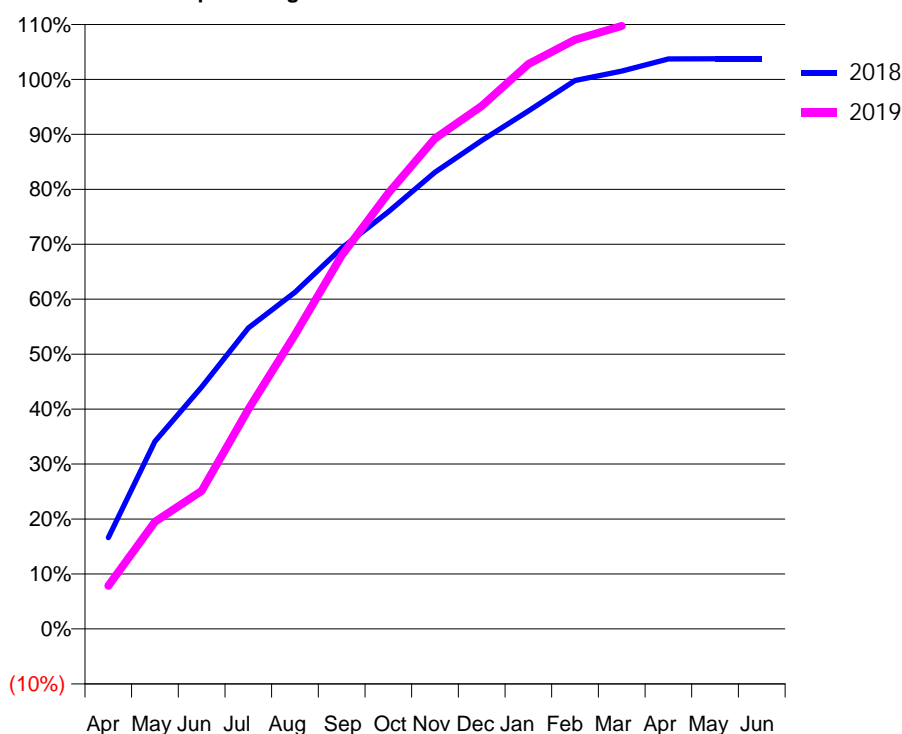
### Q51 - Vital Signs Orthodontic At a Glance Contract Report for 649503/0001 - March 2019

Name or company name	MR MG HEANUE	18/19 Contracted general activity (UDA)	0
Contract type name	PDS Contract	Carry forward general activity (UDA)	0
Purpose of contract	Orthodontic	18/19 Contracted orthodontic activity (UOA)	6,362
Contract start date	01/04/2006	Carry forward orthodontic activity (UOA)	-127
Contract end date	30/06/2020	Baseline contract value	£401,343.58

ACCESS	Contract	England and Wales
24 month ratio of assessments to patient IDs	1.09	1.08

ACTIVITY	Contract
Contract assess and fit appliances (case starts) as a percentage of Area Team case starts	6.7 %

Cumulative percentage of contracted UOA delivered 2018 & 2019



Month	Adjusted Scheduled Activity (UOA)		
	2017	2018	2019
April	127	1,057	499
May	148	2,172	1,240
June	2,192	2,800	1,599
July	4,164	3,484	2,544
August	4,513	3,897	3,406
September	5,723	4,408	4,323
October	6,089	4,830	5,046
November	6,642	5,287	5,677
December	6,758	5,655	6,054
January	6,826	5,995	6,539
February	6,943	6,348	6,821
March	6,978	6,457	6,980
April	7,008	6,599	
May	7,029	6,601	
June	7,029	6,601	

### QUANTITY METRICS (rolling 12 month period)

	Contract Quantity	Contract Base Number	Contract *	Area Team	Region	England
% of all assessments that were assess and fit appliances (case starts)	324	623	52.0%	60.7%	63.0%	59.2%
% of all assessments that were assess and refuse	96	623	15.4%	17.9%	11.1%	12.0%
% of all assessments that were assess and review	203	623	32.6%	21.3%	25.8%	28.8%
% of case starts with a reported IOTN of 3 and Aesthetic Component of 5 or below	1	324	0.3%	0.0%	0.1%	0.1%
% of case starts with a reported IOTN of 3 and Aesthetic Component of 6 or above	4	324	1.2%	2.1%	3.7%	3.9%
% of case starts with a reported IOTN of 4	237	324	73.1%	80.4%	79.2%	77.6%
% of case starts with a reported IOTN of 5	82	324	25.3%	16.7%	16.4%	16.7 %
% of concluded courses in receipt of dual-arch fixed appliances	210	251	83.7%	71.1%	75.4%	72.9%
% of concluded courses where treatment was abandoned or discontinued	33	251	13.1%	6.0%	8.8%	8.7%
% of patients satisfied with the treatment they have received	22	23	95.7%	97.1%	96.4%	95.7%

\* Figures in italics indicate that the base number is less than 100.

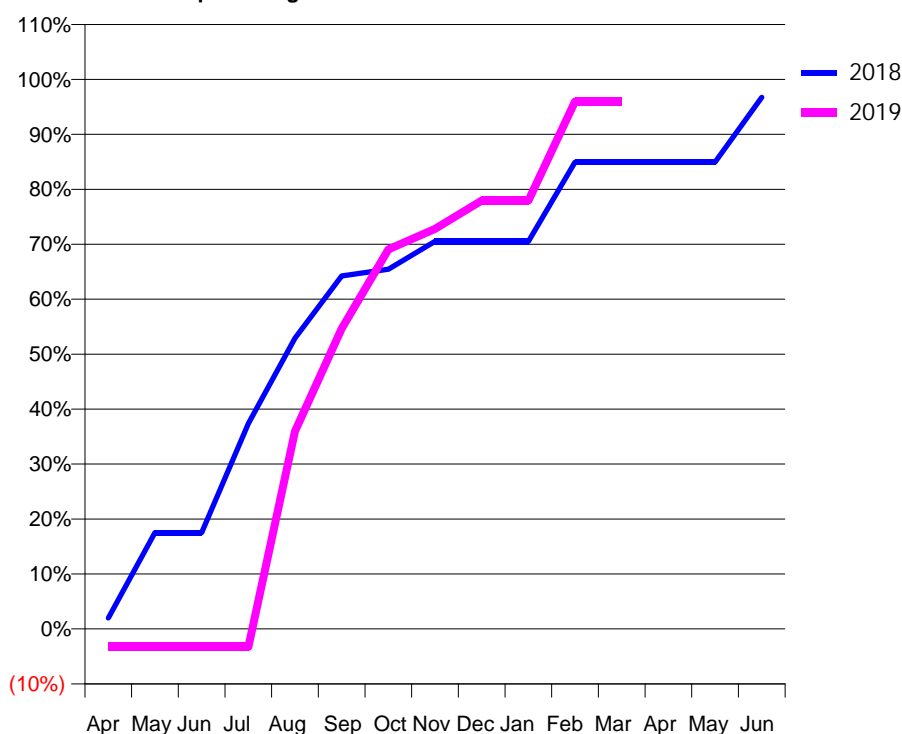
### Q51 - Vital Signs Orthodontic At a Glance Contract Report for 677582/0001 - March 2019

Name or company name	MR NC PATEL	18/19 Contracted general activity (UDA)	0
Contract type name	PDS Contract	Carry forward general activity (UDA)	0
Purpose of contract	Orthodontic	18/19 Contracted orthodontic activity (UOA)	3,384
Contract start date	04/01/2010	Carry forward orthodontic activity (UOA)	111
Contract end date	31/03/2021	Baseline contract value	£212,438.27

ACCESS	Contract	England and Wales
24 month ratio of assessments to patient IDs	1.01	1.08

ACTIVITY	Contract
Contract assess and fit appliances (case starts) as a percentage of Area Team case starts	3.7 %

Cumulative percentage of contracted UOA delivered 2018 & 2019



Month	Adjusted Scheduled Activity (UOA)		
	2017	2018	2019
April	68	68	-111
May	222	593	-111
June	222	593	-111
July	1,292	1,265	-111
August	1,577	1,790	1,217
September	1,703	2,173	1,849
October	1,703	2,215	2,337
November	1,940	2,387	2,463
December	1,940	2,387	2,637
January	1,940	2,387	2,637
February	1,940	2,874	3,247
March	2,402	2,874	3,247
April	2,402	2,874	
May	3,284	2,874	
June	3,284	3,273	

### QUANTITY METRICS (rolling 12 month period)

	Contract Quantity	Contract Base Number	Contract *	Area Team	Region	England
% of all assessments that were assess and fit appliances (case starts)	181	192	94.3%	60.7%	63.0%	59.2%
% of all assessments that were assess and refuse	10	192	5.2%	17.9%	11.1%	12.0%
% of all assessments that were assess and review	1	192	0.5%	21.3%	25.8%	28.8%
% of case starts with a reported IOTN of 3 and Aesthetic Component of 5 or below	0	181	N/A	0.0%	0.1%	0.1%
% of case starts with a reported IOTN of 3 and Aesthetic Component of 6 or above	16	181	8.8%	2.1%	3.7%	3.9%
% of case starts with a reported IOTN of 4	128	181	70.7%	80.4%	79.2%	77.6%
% of case starts with a reported IOTN of 5	36	181	19.9%	16.7%	16.4%	16.7 %
% of concluded courses in receipt of dual-arch fixed appliances	69	148	46.6%	71.1%	75.4%	72.9%
% of concluded courses where treatment was abandoned or discontinued	0	148	0.0%	6.0%	8.8%	8.7%
% of patients satisfied with the treatment they have received	5	5	100.0%	97.1%	96.4%	95.7%

\* Figures in italics indicate that the base number is less than 100.

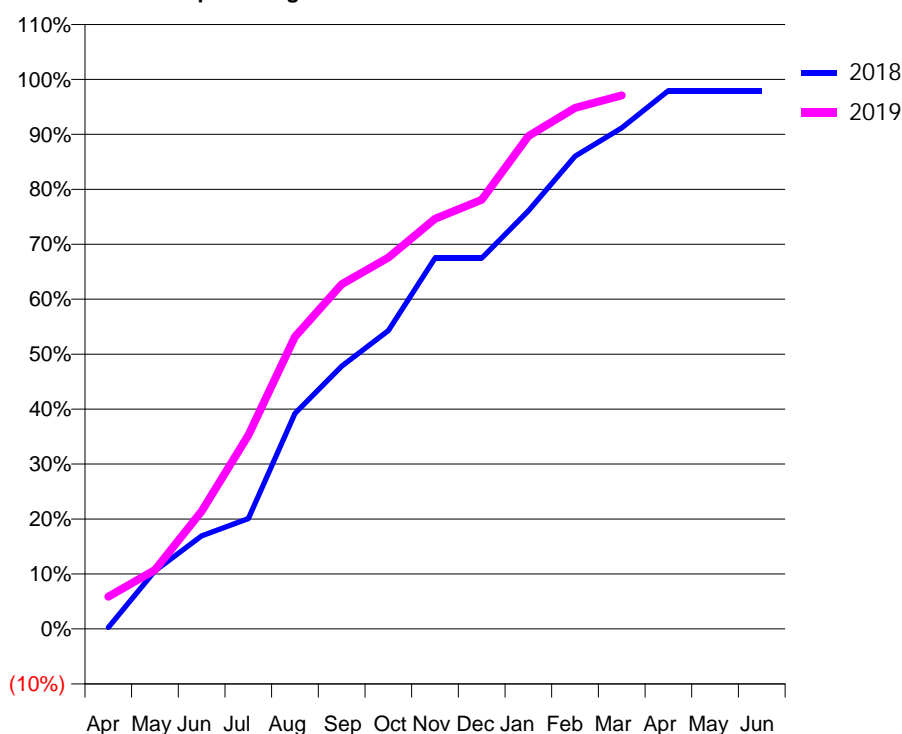
### Q51 - Vital Signs Orthodontic At a Glance Contract Report for 762091/0001 - March 2019

Name or company name	MS UB DOHERTY	18/19 Contracted general activity (UDA)	0
Contract type name	PDS Contract	Carry forward general activity (UDA)	0
Purpose of contract	Orthodontic	18/19 Contracted orthodontic activity (UOA)	1,853
Contract start date	01/04/2006	Carry forward orthodontic activity (UOA)	38
Contract end date	30/06/2020	Baseline contract value	£116,895.58

ACCESS	Contract	England and Wales
24 month ratio of assessments to patient IDs	1.13	1.08

ACTIVITY	Contract
Contract assess and fit appliances (case starts) as a percentage of Area Team case starts	1.9 %

Cumulative percentage of contracted UOA delivered 2018 & 2019



Month	Adjusted Scheduled Activity (UOA)		
	2017	2018	2019
April	306	5	109
May	306	196	199
June	474	314	397
July	518	372	653
August	1,126	727	985
September	1,290	886	1,162
October	1,380	1,006	1,252
November	1,475	1,250	1,383
December	1,554	1,250	1,447
January	1,670	1,410	1,662
February	1,758	1,594	1,757
March	1,790	1,689	1,799
April	1,852	1,815	
May	1,853	1,815	
June	1,858	1,815	

#### QUANTITY METRICS (rolling 12 month period)

	Contract Quantity	Contract Base Number	Contract *	Area Team	Region	England
% of all assessments that were assess and fit appliances (case starts)	91	159	57.2%	60.7%	63.0%	59.2%
% of all assessments that were assess and refuse	18	159	11.3%	17.9%	11.1%	12.0%
% of all assessments that were assess and review	50	159	31.4%	21.3%	25.8%	28.8%
% of case starts with a reported IOTN of 3 and Aesthetic Component of 5 or below	0	91	<i>N/A</i>	0.0%	0.1%	0.1%
% of case starts with a reported IOTN of 3 and Aesthetic Component of 6 or above	0	91	<i>N/A</i>	2.1%	3.7%	3.9%
% of case starts with a reported IOTN of 4	76	91	83.5%	80.4%	79.2%	77.6%
% of case starts with a reported IOTN of 5	15	91	16.5%	16.7%	16.4%	16.7 %
% of concluded courses in receipt of dual-arch fixed appliances	75	83	90.4%	71.1%	75.4%	72.9%
% of concluded courses where treatment was abandoned or discontinued	4	83	4.8%	6.0%	8.8%	8.7%
% of patients satisfied with the treatment they have received	4	4	100.0%	97.1%	96.4%	95.7%

\* Figures in italics indicate that the base number is less than 100.

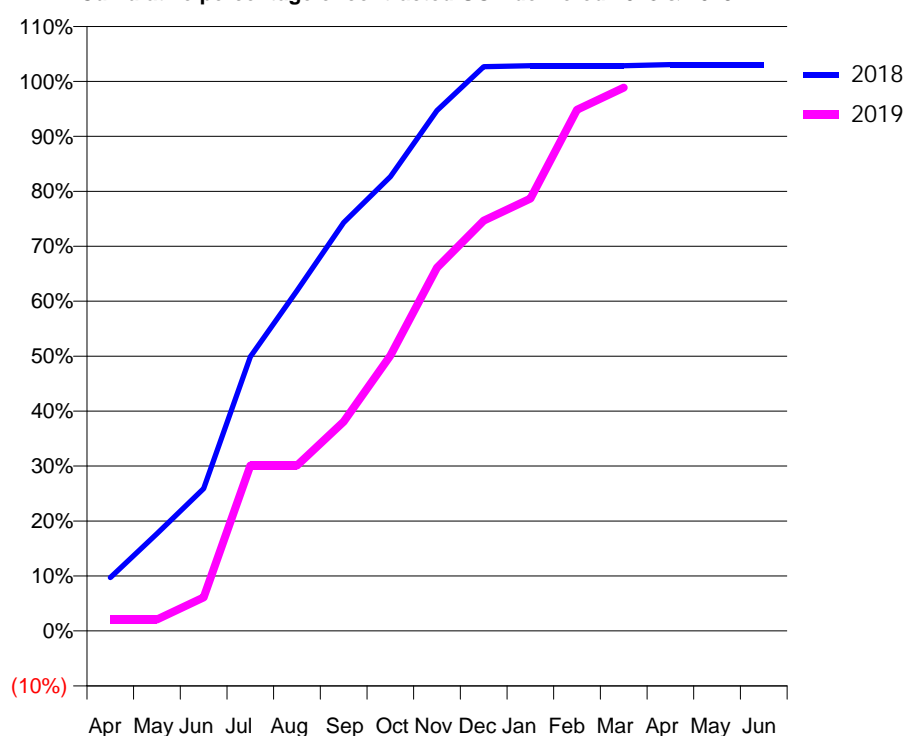
### Q51 - Vital Signs Orthodontic At a Glance Contract Report for 916889/0001 - March 2019

Name or company name	MR SG EMMS	18/19 Contracted general activity (UDA)	16,671
Contract type name	GDS Contract	Carry forward general activity (UDA)	33
Purpose of contract	General and Orthodontic	18/19 Contracted orthodontic activity (UOA)	525
Contract start date	01/04/2006	Carry forward orthodontic activity (UOA)	-11
Contract end date		Baseline contract value	£520,155.61

ACCESS	Contract	England and Wales
24 month ratio of assessments to patient IDs	1.02	1.08

ACTIVITY	Contract
Contract assess and fit appliances (case starts) as a percentage of Area Team case starts	0.5 %

Cumulative percentage of contracted UOA delivered 2018 & 2019



Month	Adjusted Scheduled Activity (UOA)		
	2017	2018	2019
April	27	51	11
May	132	93	11
June	195	136	32
July	280	262	158
August	343	325	158
September	343	390	200
October	365	434	263
November	386	497	347
December	428	539	392
January	428	540	413
February	449	540	498
March	513	540	519
April	534	541	
May	534	541	
June	534	541	

#### QUANTITY METRICS (rolling 12 month period)

	Contract Quantity	Contract Base Number	Contract *	Area Team	Region	England
% of all assessments that were assess and fit appliances (case starts)	24	30	80.0%	60.7%	63.0%	59.2%
% of all assessments that were assess and refuse	3	30	10.0%	17.9%	11.1%	12.0%
% of all assessments that were assess and review	3	30	10.0%	21.3%	25.8%	28.8%
% of case starts with a reported IOTN of 3 and Aesthetic Component of 5 or below	0	24	N/A	0.0%	0.1%	0.1%
% of case starts with a reported IOTN of 3 and Aesthetic Component of 6 or above	0	24	N/A	2.1%	3.7%	3.9%
% of case starts with a reported IOTN of 4	24	24	100.0%	80.4%	79.2%	77.6%
% of case starts with a reported IOTN of 5	0	24	N/A	16.7%	16.4%	16.7%
% of concluded courses in receipt of dual-arch fixed appliances	3	30	10.0%	71.1%	75.4%	72.9%
% of concluded courses where treatment was abandoned or discontinued	3	30	10.0%	6.0%	8.8%	8.7%
% of patients satisfied with the treatment they have received	0	0	N/A	97.1%	96.4%	95.7%

\* Figures in italics indicate that the base number is less than 100.

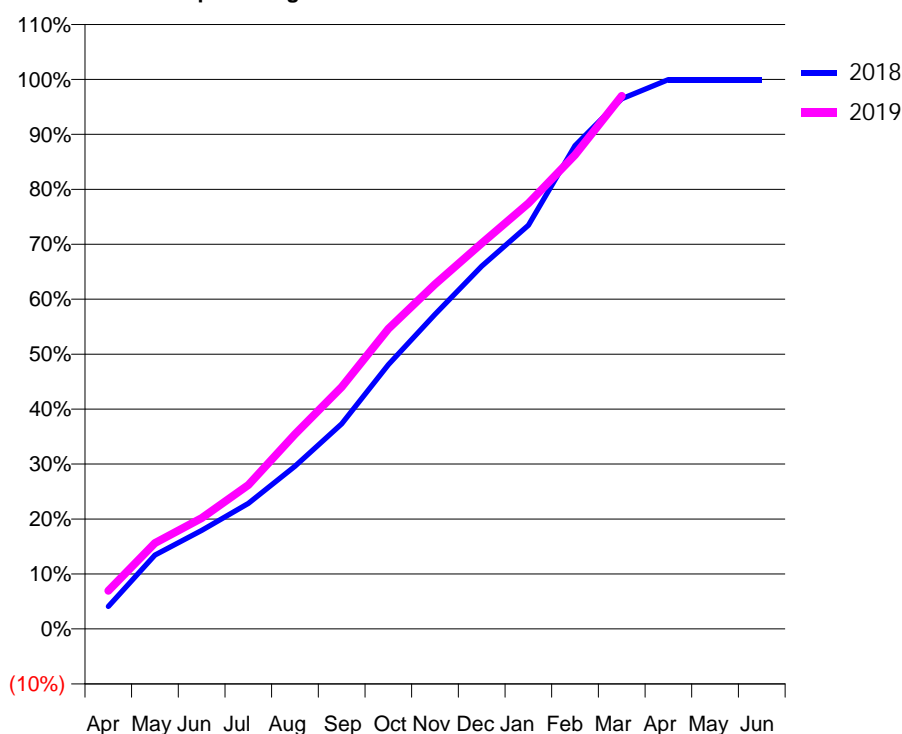
### Q52 - Vital Signs Orthodontic At a Glance Contract Report for 101338/0088 - March 2019

Name or company name	Whitecross Dental Care Limited	18/19 Contracted general activity (UDA)	0
Contract type name	PDS Contract	Carry forward general activity (UDA)	0
Purpose of contract	Orthodontic	18/19 Contracted orthodontic activity (UOA)	30,926
Contract start date	01/06/2009	Carry forward orthodontic activity (UOA)	8
Contract end date	30/09/2020	Baseline contract value	£2,014,365.42

ACCESS	Contract	England and Wales
24 month ratio of assessments to patient IDs	1.05	1.08

ACTIVITY	Contract
Contract assess and fit appliances (case starts) as a percentage of Area Team case starts	20.7 %

Cumulative percentage of contracted UOA delivered 2018 & 2019



Month	Adjusted Scheduled Activity (UOA)		
	2017	2018	2019
April	3,265	1,268	2,151
May	6,064	4,161	4,832
June	8,541	5,540	6,238
July	11,357	7,069	8,103
August	14,207	9,152	10,964
September	16,378	11,541	13,614
October	18,658	14,876	16,888
November	21,260	17,699	19,396
December	24,004	20,414	21,703
January	25,720	22,723	23,951
February	27,604	27,191	26,666
March	29,525	29,832	29,993
April	30,717	30,918	
May	30,740	30,918	
June	30,740	30,918	

#### QUANTITY METRICS (rolling 12 month period)

	Contract Quantity	Contract Base Number	Contract *	Area Team	Region	England
% of all assessments that were assess and fit appliances (case starts)	1,446	2,275	63.6%	56.2%	63.0%	59.2%
% of all assessments that were assess and refuse	334	2,275	14.7%	13.6%	11.1%	12.0%
% of all assessments that were assess and review	495	2,275	21.8%	30.3%	25.8%	28.8%
% of case starts with a reported IOTN of 3 and Aesthetic Component of 5 or below	0	1,446	N/A	0.0%	0.1%	0.1%
% of case starts with a reported IOTN of 3 and Aesthetic Component of 6 or above	17	1,446	1.2%	1.1%	3.7%	3.9%
% of case starts with a reported IOTN of 4	1,215	1,446	84.0%	79.4%	79.2%	77.6%
% of case starts with a reported IOTN of 5	202	1,446	14.0%	18.9%	16.4%	16.7 %
% of concluded courses in receipt of dual-arch fixed appliances	1,159	1,290	89.8%	83.9%	75.4%	72.9%
% of concluded courses where treatment was abandoned or discontinued	105	1,290	8.1%	8.7%	8.8%	8.7%
% of patients satisfied with the treatment they have received	16	17	94.1%	95.5%	96.4%	95.7%

\* Figures in italics indicate that the base number is less than 100.

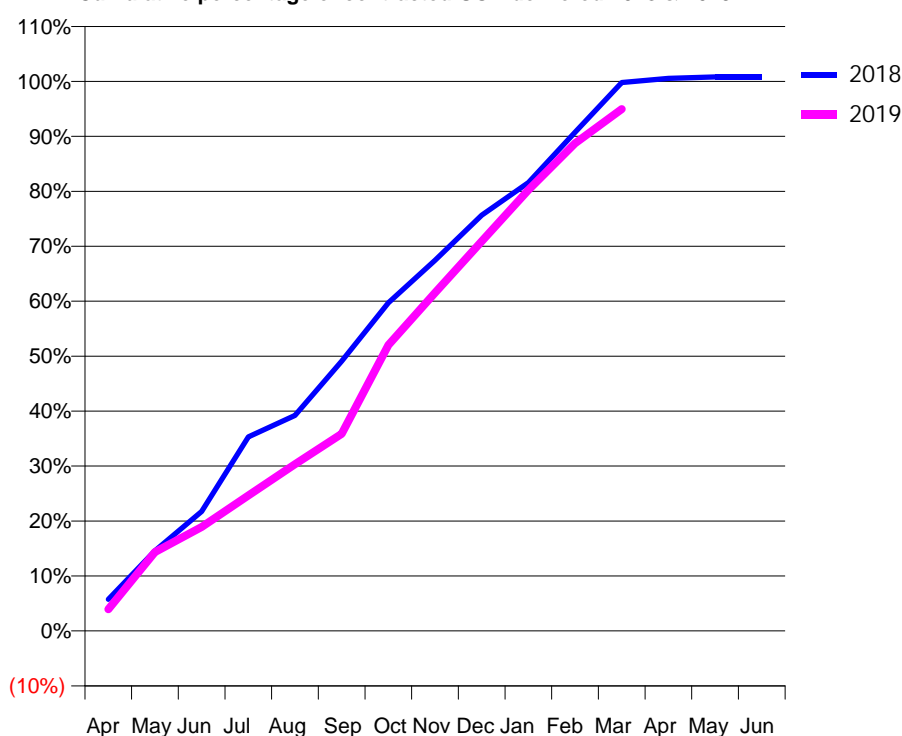
### Q52 - Vital Signs Orthodontic At a Glance Contract Report for 101338/0089 - March 2019

Name or company name	Whitecross Dental Care Limited	18/19 Contracted general activity (UDA)	0
Contract type name	PDS Contract	Carry forward general activity (UDA)	0
Purpose of contract	Orthodontic	18/19 Contracted orthodontic activity (UOA)	8,569
Contract start date	01/06/2009	Carry forward orthodontic activity (UOA)	0
Contract end date	30/09/2020	Baseline contract value	£559,471.85

ACCESS	Contract	England and Wales
24 month ratio of assessments to patient IDs	1.03	1.08

ACTIVITY	Contract
Contract assess and fit appliances (case starts) as a percentage of Area Team case starts	5.7 %

Cumulative percentage of contracted UOA delivered 2018 & 2019



Month	Adjusted Scheduled Activity (UOA)		
	2017	2018	2019
April	212	494	337
May	1,093	1,249	1,229
June	1,514	1,865	1,620
July	2,154	3,027	2,111
August	2,913	3,359	2,600
September	3,752	4,205	3,073
October	4,631	5,117	4,457
November	5,492	5,778	5,273
December	6,330	6,482	6,076
January	7,092	6,992	6,875
February	7,905	7,773	7,604
March	8,501	8,552	8,136
April	8,675	8,616	
May	8,675	8,637	
June	8,675	8,637	

#### QUANTITY METRICS (rolling 12 month period)

	Contract Quantity	Contract Base Number	Contract *	Area Team	Region	England
% of all assessments that were assess and fit appliances (case starts)	395	535	73.8%	56.2%	63.0%	59.2%
% of all assessments that were assess and refuse	81	535	15.1%	13.6%	11.1%	12.0%
% of all assessments that were assess and review	59	535	11.0%	30.3%	25.8%	28.8%
% of case starts with a reported IOTN of 3 and Aesthetic Component of 5 or below	0	395	N/A	0.0%	0.1%	0.1%
% of case starts with a reported IOTN of 3 and Aesthetic Component of 6 or above	5	395	1.3%	1.1%	3.7%	3.9%
% of case starts with a reported IOTN of 4	315	395	79.7%	79.4%	79.2%	77.6%
% of case starts with a reported IOTN of 5	72	395	18.2%	18.9%	16.4%	16.7 %
% of concluded courses in receipt of dual-arch fixed appliances	337	380	88.7%	83.9%	75.4%	72.9%
% of concluded courses where treatment was abandoned or discontinued	26	380	6.8%	8.7%	8.8%	8.7%
% of patients satisfied with the treatment they have received	4	4	100.0%	95.5%	96.4%	95.7%

\* Figures in italics indicate that the base number is less than 100.

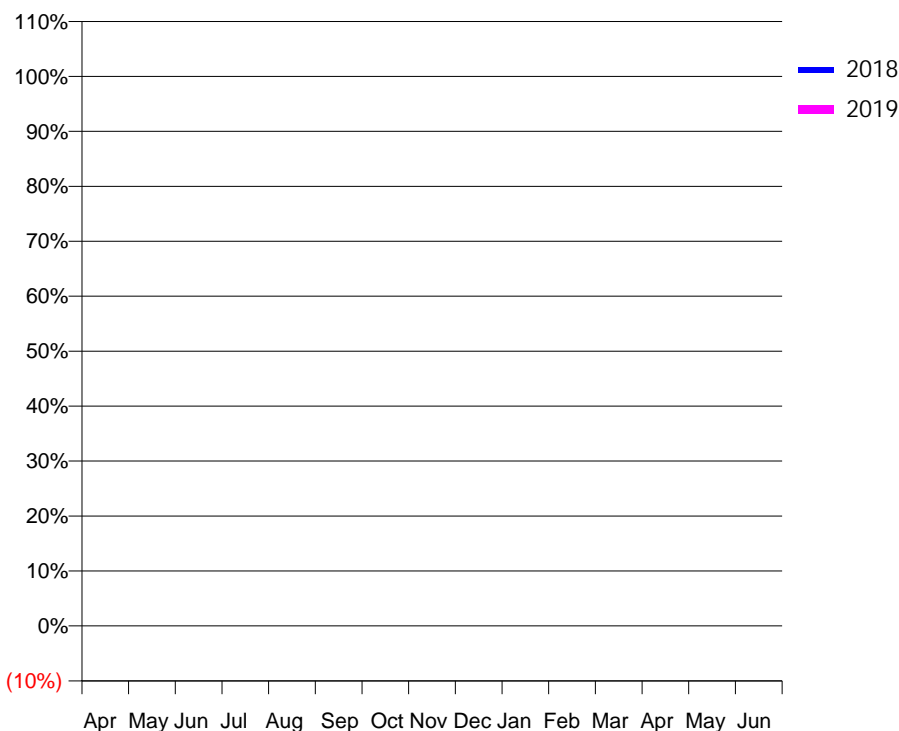
### Q52 - Vital Signs Orthodontic At a Glance Contract Report for 101338/0104 - March 2019

Name or company name	Whitecross Dental Care Limited	18/19 Contracted general activity (UDA)	85,709
Contract type name	GDS Contract	Carry forward general activity (UDA)	0
Purpose of contract	General	18/19 Contracted orthodontic activity (UOA)	0
Contract start date	01/10/2009	Carry forward orthodontic activity (UOA)	0
Contract end date		Baseline contract value	£2,432,827.77

ACCESS	Contract	England and Wales
24 month ratio of assessments to patient IDs	1.00	1.08

ACTIVITY	Contract
Contract assess and fit appliances (case starts) as a percentage of Area Team case starts	0.0 %

Cumulative percentage of contracted UOA delivered 2018 & 2019



Month	Adjusted Scheduled Activity (UOA)		
	2017	2018	2019
April	0	0	0
May	0	0	0
June	0	0	0
July	0	0	0
August	0	0	0
September	0	1	0
October	0	1	0
November	0	1	0
December	0	1	0
January	0	1	0
February	0	1	0
March	0	1	1
April	0	1	
May	0	1	
June	0	1	

### QUANTITY METRICS (rolling 12 month period)

	Contract Quantity	Contract Base Number	Contract *	Area Team	Region	England
% of all assessments that were assess and fit appliances (case starts)	0	1	0.0%	56.2%	63.0%	59.2%
% of all assessments that were assess and refuse	0	1	0.0%	13.6%	11.1%	12.0%
% of all assessments that were assess and review	1	1	100.0%	30.3%	25.8%	28.8%
% of case starts with a reported IOTN of 3 and Aesthetic Component of 5 or below	0	0	N/A	0.0%	0.1%	0.1%
% of case starts with a reported IOTN of 3 and Aesthetic Component of 6 or above	0	0	N/A	1.1%	3.7%	3.9%
% of case starts with a reported IOTN of 4	0	0	N/A	79.4%	79.2%	77.6%
% of case starts with a reported IOTN of 5	0	0	N/A	18.9%	16.4%	16.7 %
% of concluded courses in receipt of dual-arch fixed appliances	0	0	N/A	83.9%	75.4%	72.9%
% of concluded courses where treatment was abandoned or discontinued	0	0	N/A	8.7%	8.8%	8.7%
% of patients satisfied with the treatment they have received	0	0	N/A	95.5%	96.4%	95.7%

\* Figures in italics indicate that the base number is less than 100.

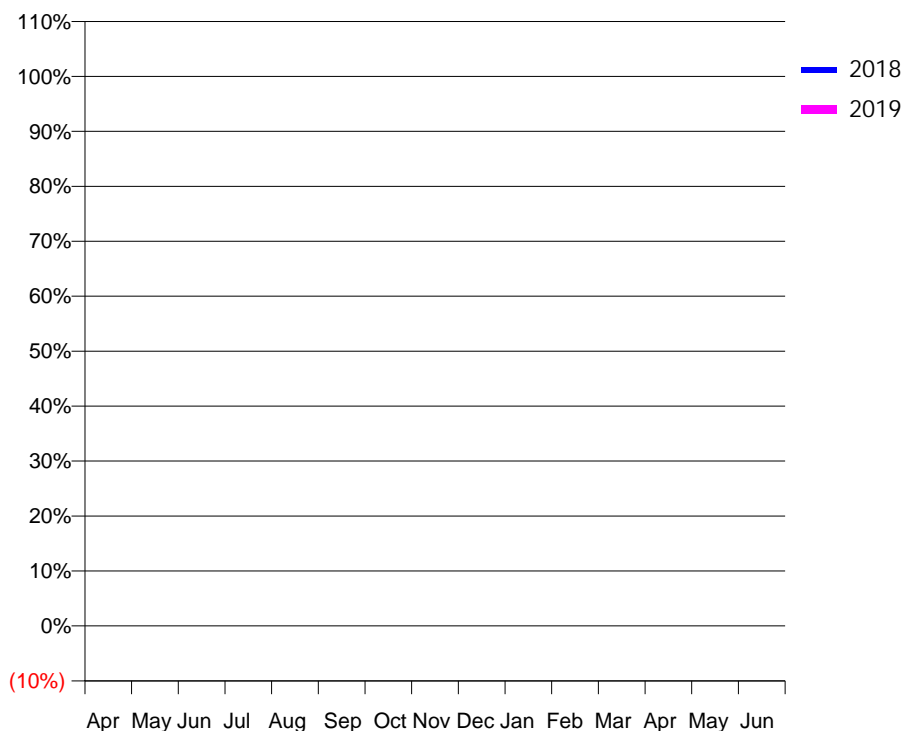
### Q52 - Vital Signs Orthodontic At a Glance Contract Report for 101338/0139 - March 2019

Name or company name	Whitecross Dental Care Limited	18/19 Contracted general activity (UDA)	28,439
Contract type name	GDS Contract	Carry forward general activity (UDA)	0
Purpose of contract	General	18/19 Contracted orthodontic activity (UOA)	0
Contract start date	01/06/2012	Carry forward orthodontic activity (UOA)	0
Contract end date		Baseline contract value	£838,710.57

ACCESS	Contract	England and Wales
24 month ratio of assessments to patient IDs	1.00	1.08

ACTIVITY	Contract
Contract assess and fit appliances (case starts) as a percentage of Area Team case starts	0.0 %

Cumulative percentage of contracted UOA delivered 2018 & 2019



Month	Adjusted Scheduled Activity (UOA)		
	2017	2018	2019
April	0	0	0
May	0	0	0
June	0	0	0
July	0	0	0
August	0	0	1
September	0	0	1
October	0	0	1
November	0	0	1
December	0	0	1
January	0	0	1
February	0	0	1
March	0	0	1
April	0	0	
May	0	0	
June	0	0	

### QUANTITY METRICS (rolling 12 month period)

	Contract Quantity	Contract Base Number	Contract *	Area Team	Region	England
% of all assessments that were assess and fit appliances (case starts)	0	1	0.0%	56.2%	63.0%	59.2%
% of all assessments that were assess and refuse	0	1	0.0%	13.6%	11.1%	12.0%
% of all assessments that were assess and review	1	1	100.0%	30.3%	25.8%	28.8%
% of case starts with a reported IOTN of 3 and Aesthetic Component of 5 or below	0	0	N/A	0.0%	0.1%	0.1%
% of case starts with a reported IOTN of 3 and Aesthetic Component of 6 or above	0	0	N/A	1.1%	3.7%	3.9%
% of case starts with a reported IOTN of 4	0	0	N/A	79.4%	79.2%	77.6%
% of case starts with a reported IOTN of 5	0	0	N/A	18.9%	16.4%	16.7 %
% of concluded courses in receipt of dual-arch fixed appliances	0	0	N/A	83.9%	75.4%	72.9%
% of concluded courses where treatment was abandoned or discontinued	0	0	N/A	8.7%	8.8%	8.7%
% of patients satisfied with the treatment they have received	0	0	N/A	95.5%	96.4%	95.7%

\* Figures in italics indicate that the base number is less than 100.



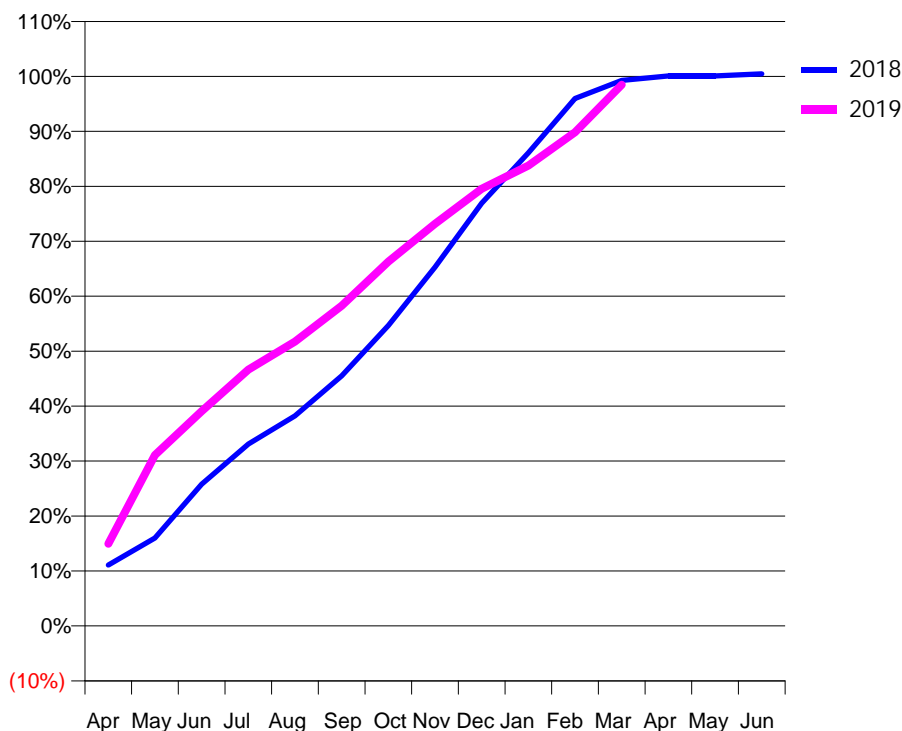
### Q52 - Vital Signs Orthodontic At a Glance Contract Report for 101338/0150 - March 2019

Name or company name	Whitecross Dental Care Limited	18/19 Contracted general activity (UDA)	0
Contract type name	PDS Contract	Carry forward general activity (UDA)	0
Purpose of contract	Orthodontic	18/19 Contracted orthodontic activity (UOA)	5,657
Contract start date	01/04/2014	Carry forward orthodontic activity (UOA)	-25
Contract end date	30/09/2020	Baseline contract value	£355,870.23

ACCESS	Contract	England and Wales
24 month ratio of assessments to patient IDs	1.02	1.08

ACTIVITY	Contract
Contract assess and fit appliances (case starts) as a percentage of Area Team case starts	3.8 %

Cumulative percentage of contracted UOA delivered 2018 & 2019



Month	Adjusted Scheduled Activity (UOA)		
	2017	2018	2019
April	367	627	846
May	966	906	1,759
June	1,432	1,458	2,209
July	1,968	1,873	2,639
August	2,252	2,163	2,926
September	2,763	2,574	3,296
October	3,197	3,094	3,751
November	3,471	3,694	4,139
December	3,959	4,351	4,500
January	4,643	4,871	4,739
February	5,219	5,429	5,082
March	5,593	5,616	5,570
April	5,662	5,661	
May	5,662	5,661	
June	5,662	5,682	

#### QUANTITY METRICS (rolling 12 month period)

	Contract Quantity	Contract Base Number	Contract *	Area Team	Region	England
% of all assessments that were assess and fit appliances (case starts)	263	366	71.9%	56.2%	63.0%	59.2%
% of all assessments that were assess and refuse	45	366	12.3%	13.6%	11.1%	12.0%
% of all assessments that were assess and review	58	366	15.8%	30.3%	25.8%	28.8%
% of case starts with a reported IOTN of 3 and Aesthetic Component of 5 or below	0	263	N/A	0.0%	0.1%	0.1%
% of case starts with a reported IOTN of 3 and Aesthetic Component of 6 or above	2	263	0.8%	1.1%	3.7%	3.9%
% of case starts with a reported IOTN of 4	208	263	79.1%	79.4%	79.2%	77.6%
% of case starts with a reported IOTN of 5	53	263	20.2%	18.9%	16.4%	16.7 %
% of concluded courses in receipt of dual-arch fixed appliances	224	241	92.9%	83.9%	75.4%	72.9%
% of concluded courses where treatment was abandoned or discontinued	9	241	3.7%	8.7%	8.8%	8.7%
% of patients satisfied with the treatment they have received	2	2	100.0%	95.5%	96.4%	95.7%

\* Figures in italics indicate that the base number is less than 100.

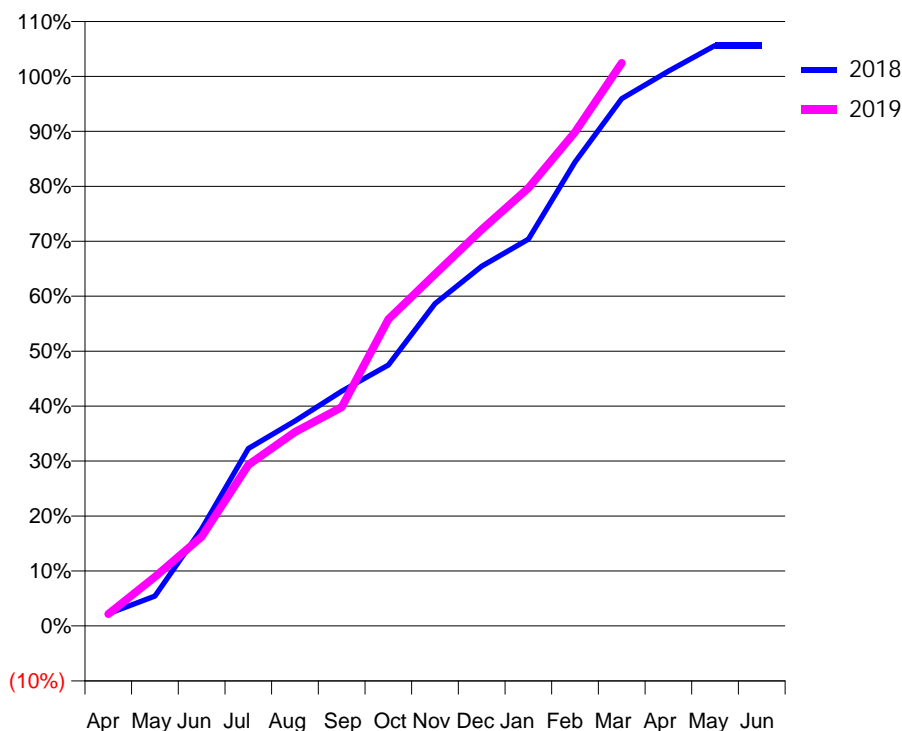
### Q52 - Vital Signs Orthodontic At a Glance Contract Report for 132853/0001 - March 2019

Name or company name	Regent Orthodontics Limited	18/19 Contracted general activity (UDA)	0
Contract type name	PDS Contract	Carry forward general activity (UDA)	0
Purpose of contract	Orthodontic	18/19 Contracted orthodontic activity (UOA)	12,171
Contract start date	01/06/2011	Carry forward orthodontic activity (UOA)	-243
Contract end date	30/06/2020	Baseline contract value	£718,422.53

ACCESS	Contract	England and Wales
24 month ratio of assessments to patient IDs	1.02	1.08

ACTIVITY	Contract
Contract assess and fit appliances (case starts) as a percentage of Area Team case starts	9.1 %

Cumulative percentage of contracted UOA delivered 2018 & 2019



Month	Adjusted Scheduled Activity (UOA)		
	2017	2018	2019
April	-520	272	264
May	1,000	659	1,087
June	2,452	2,150	1,976
July	4,018	3,929	3,567
August	4,426	4,539	4,292
September	5,499	5,198	4,846
October	6,555	5,779	6,792
November	8,176	7,138	7,790
December	9,219	7,967	8,779
January	10,635	8,563	9,702
February	12,483	10,274	10,936
March	13,128	11,676	12,468
April	13,132	12,287	
May	13,132	12,851	
June	12,481	12,852	

#### QUANTITY METRICS (rolling 12 month period)

	Contract Quantity	Contract Base Number	Contract *	Area Team	Region	England
% of all assessments that were assess and fit appliances (case starts)	633	868	72.9%	56.2%	63.0%	59.2%
% of all assessments that were assess and refuse	101	868	11.6%	13.6%	11.1%	12.0%
% of all assessments that were assess and review	134	868	15.4%	30.3%	25.8%	28.8%
% of case starts with a reported IOTN of 3 and Aesthetic Component of 5 or below	0	633	N/A	0.0%	0.1%	0.1%
% of case starts with a reported IOTN of 3 and Aesthetic Component of 6 or above	4	633	0.6%	1.1%	3.7%	3.9%
% of case starts with a reported IOTN of 4	464	633	73.3%	79.4%	79.2%	77.6%
% of case starts with a reported IOTN of 5	160	633	25.3%	18.9%	16.4%	16.7 %
% of concluded courses in receipt of dual-arch fixed appliances	619	739	83.8%	83.9%	75.4%	72.9%
% of concluded courses where treatment was abandoned or discontinued	90	739	12.2%	8.7%	8.8%	8.7%
% of patients satisfied with the treatment they have received	15	16	93.8%	95.5%	96.4%	95.7%

\* Figures in italics indicate that the base number is less than 100.

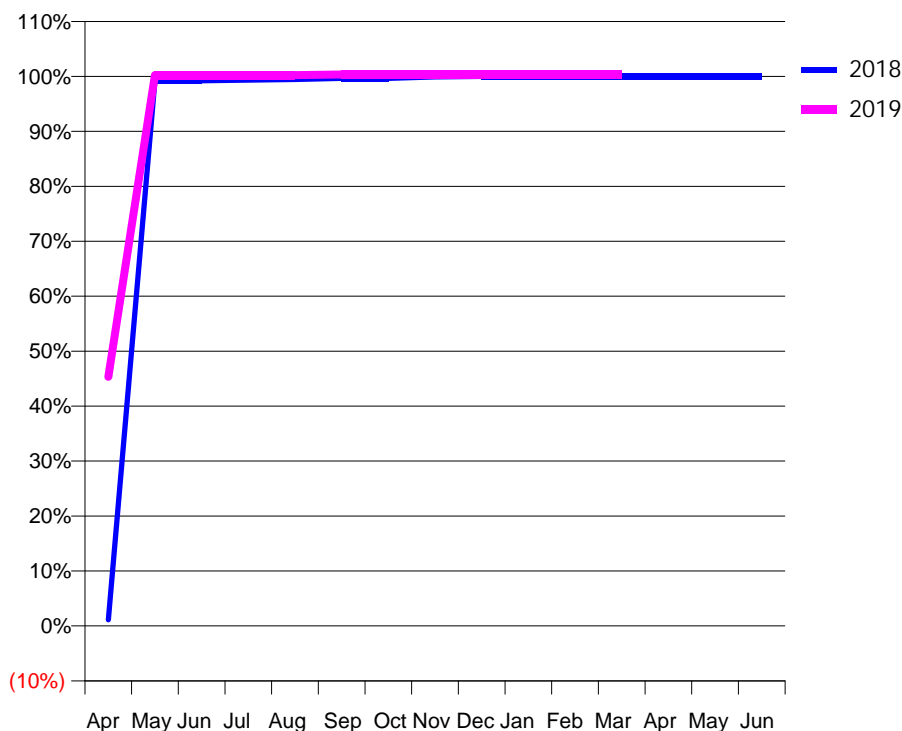
### Q52 - Vital Signs Orthodontic At a Glance Contract Report for 143170/0001 - March 2019

Name or company name	Joe Kelly & Associates Ltd	18/19 Contracted general activity (UDA)	13,120
Contract type name	GDS Contract	Carry forward general activity (UDA)	-162
Purpose of contract	General and Orthodontic	18/19 Contracted orthodontic activity (UOA)	880
Contract start date	01/11/2011	Carry forward orthodontic activity (UOA)	0
Contract end date		Baseline contract value	£477,285.52

ACCESS	Contract	England and Wales
24 month ratio of assessments to patient IDs	1.00	1.08

ACTIVITY	Contract
Contract assess and fit appliances (case starts) as a percentage of Area Team case starts	0.6 %

Cumulative percentage of contracted UOA delivered 2018 & 2019



Month	Adjusted Scheduled Activity (UOA)		
	2017	2018	2019
April	21	10	399
May	861	873	882
June	862	873	882
July	863	874	882
August	863	875	882
September	865	877	883
October	865	877	883
November	886	879	883
December	889	880	883
January	889	880	883
February	889	880	883
March	889	880	883
April	889	880	
May	890	880	
June	890	880	

#### QUANTITY METRICS (rolling 12 month period)

	Contract Quantity	Contract Base Number	Contract *	Area Team	Region	England
% of all assessments that were assess and fit appliances (case starts)	42	46	91.3%	56.2%	63.0%	59.2%
% of all assessments that were assess and refuse	3	46	6.5%	13.6%	11.1%	12.0%
% of all assessments that were assess and review	1	46	2.2%	30.3%	25.8%	28.8%
% of case starts with a reported IOTN of 3 and Aesthetic Component of 5 or below	0	42	N/A	0.0%	0.1%	0.1%
% of case starts with a reported IOTN of 3 and Aesthetic Component of 6 or above	0	42	N/A	1.1%	3.7%	3.9%
% of case starts with a reported IOTN of 4	34	42	81.0%	79.4%	79.2%	77.6%
% of case starts with a reported IOTN of 5	8	42	19.0%	18.9%	16.4%	16.7 %
% of concluded courses in receipt of dual-arch fixed appliances	22	26	84.6%	83.9%	75.4%	72.9%
% of concluded courses where treatment was abandoned or discontinued	1	26	3.8%	8.7%	8.8%	8.7%
% of patients satisfied with the treatment they have received	0	0	N/A	95.5%	96.4%	95.7%

\* Figures in italics indicate that the base number is less than 100.

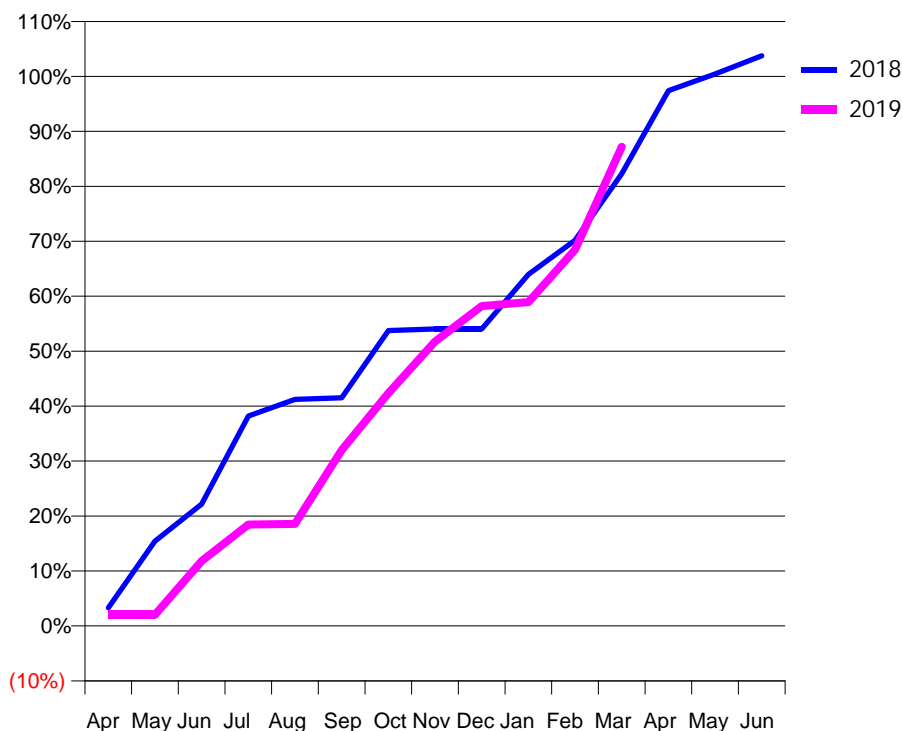
### Q52 - Vital Signs Orthodontic At a Glance Contract Report for 143839/0001 - March 2019

Name or company name	Belle Isle Family Dental Practice	18/19 Contracted general activity (UDA)	14,200
Contract type name	GDS Contract	Carry forward general activity (UDA)	-28
Purpose of contract	General and Orthodontic	18/19 Contracted orthodontic activity (UOA)	694
Contract start date	01/12/2014	Carry forward orthodontic activity (UOA)	-14
Contract end date		Baseline contract value	£442,660.17

ACCESS	Contract	England and Wales
24 month ratio of assessments to patient IDs	1.09	1.08

ACTIVITY	Contract
Contract assess and fit appliances (case starts) as a percentage of Area Team case starts	0.5 %

Cumulative percentage of contracted UOA delivered 2018 & 2019



Month	Adjusted Scheduled Activity (UOA)		
	2017	2018	2019
April	2	23	14
May	44	107	14
June	67	154	82
July	153	265	128
August	177	286	129
September	177	288	222
October	327	373	294
November	460	375	359
December	570	375	404
January	612	444	409
February	633	487	475
March	696	571	605
April	696	676	
May	696	697	
June	696	720	

#### QUANTITY METRICS (rolling 12 month period)

	Contract Quantity	Contract Base Number	Contract *	Area Team	Region	England
% of all assessments that were assess and fit appliances (case starts)	36	75	48.0%	56.2%	63.0%	59.2%
% of all assessments that were assess and refuse	22	75	29.3%	13.6%	11.1%	12.0%
% of all assessments that were assess and review	17	75	22.7%	30.3%	25.8%	28.8%
% of case starts with a reported IOTN of 3 and Aesthetic Component of 5 or below	0	36	N/A	0.0%	0.1%	0.1%
% of case starts with a reported IOTN of 3 and Aesthetic Component of 6 or above	3	36	8.3%	1.1%	3.7%	3.9%
% of case starts with a reported IOTN of 4	33	36	91.7%	79.4%	79.2%	77.6%
% of case starts with a reported IOTN of 5	0	36	N/A	18.9%	16.4%	16.7%
% of concluded courses in receipt of dual-arch fixed appliances	19	39	48.7%	83.9%	75.4%	72.9%
% of concluded courses where treatment was abandoned or discontinued	1	39	2.6%	8.7%	8.8%	8.7%
% of patients satisfied with the treatment they have received	0	0	N/A	95.5%	96.4%	95.7%

\* Figures in italics indicate that the base number is less than 100.

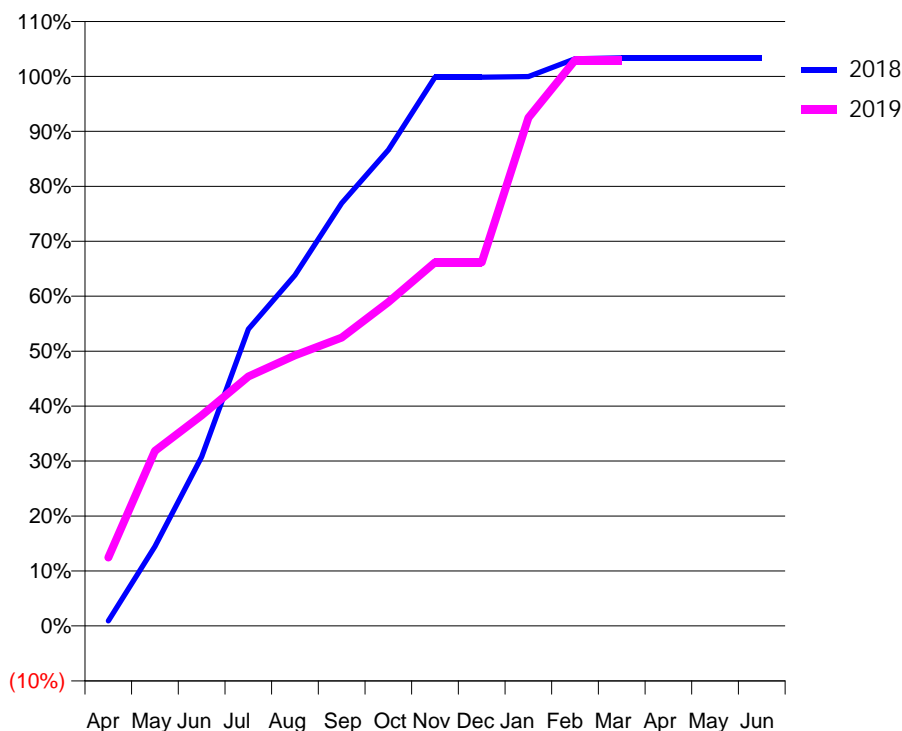
### Q52 - Vital Signs Orthodontic At a Glance Contract Report for 151211/0001 - March 2019

Name or company name	Milne, Spencer & Harris Dental Surgeons	18/19 Contracted general activity (UDA)	22,000
Contract type name	GDS Contract	Carry forward general activity (UDA)	-440
Purpose of contract	General and Orthodontic	18/19 Contracted orthodontic activity (UOA)	650
Contract start date	01/04/2010	Carry forward orthodontic activity (UOA)	-13
Contract end date		Baseline contract value	£778,331.44

ACCESS	Contract	England and Wales
24 month ratio of assessments to patient IDs	1.00	1.08

ACTIVITY	Contract
Contract assess and fit appliances (case starts) as a percentage of Area Team case starts	0.5 %

Cumulative percentage of contracted UOA delivered 2018 & 2019



Month	Adjusted Scheduled Activity (UOA)		
	2017	2018	2019
April	2	6	81
May	89	94	207
June	131	200	249
July	198	351	295
August	220	415	320
September	325	500	341
October	372	563	383
November	438	649	430
December	506	649	430
January	613	650	601
February	655	671	669
March	655	672	669
April	656	672	
May	656	672	
June	656	672	

#### QUANTITY METRICS (rolling 12 month period)

	Contract Quantity	Contract Base Number	Contract *	Area Team	Region	England
% of all assessments that were assess and fit appliances (case starts)	35	39	89.7%	56.2%	63.0%	59.2%
% of all assessments that were assess and refuse	3	39	7.7%	13.6%	11.1%	12.0%
% of all assessments that were assess and review	1	39	2.6%	30.3%	25.8%	28.8%
% of case starts with a reported IOTN of 3 and Aesthetic Component of 5 or below	0	35	<i>N/A</i>	0.0%	0.1%	0.1%
% of case starts with a reported IOTN of 3 and Aesthetic Component of 6 or above	2	35	5.7%	1.1%	3.7%	3.9%
% of case starts with a reported IOTN of 4	32	35	91.4%	79.4%	79.2%	77.6%
% of case starts with a reported IOTN of 5	1	35	2.9%	18.9%	16.4%	16.7 %
% of concluded courses in receipt of dual-arch fixed appliances	6	16	37.5%	83.9%	75.4%	72.9%
% of concluded courses where treatment was abandoned or discontinued	3	16	18.8%	8.7%	8.8%	8.7%
% of patients satisfied with the treatment they have received	0	0	<i>N/A</i>	95.5%	96.4%	95.7%

\* Figures in italics indicate that the base number is less than 100.

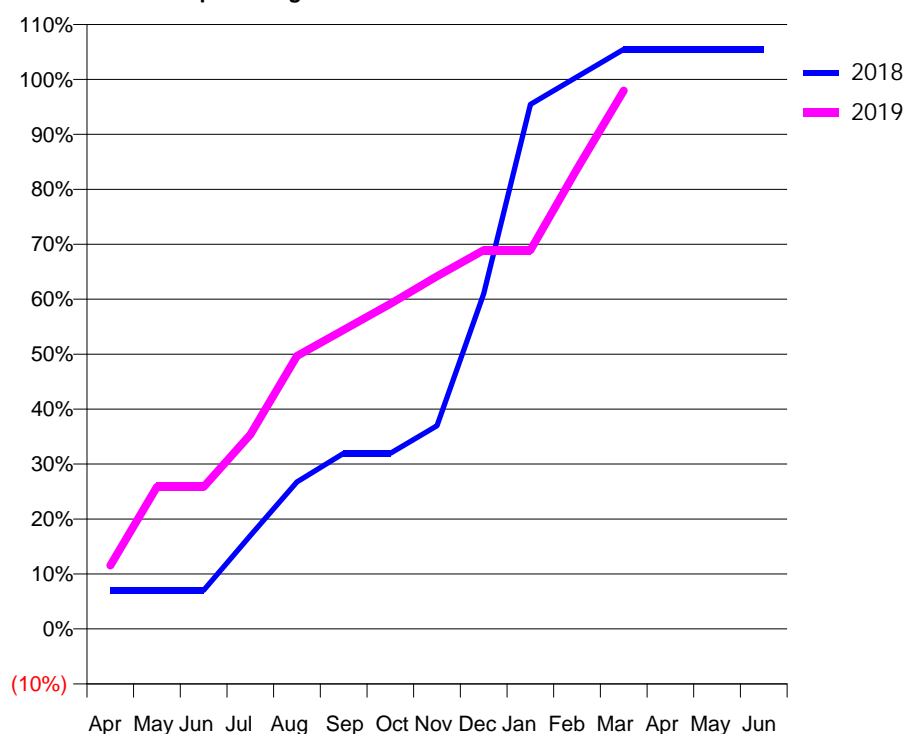
### Q52 - Vital Signs Orthodontic At a Glance Contract Report for 151211/0002 - March 2019

Name or company name	Milne, Spencer & Harris Dental Surgeons	18/19 Contracted general activity (UDA)	11,795
Contract type name	GDS Contract	Carry forward general activity (UDA)	-236
Purpose of contract	General and Orthodontic	18/19 Contracted orthodontic activity (UOA)	441
Contract start date	01/04/2010	Carry forward orthodontic activity (UOA)	-9
Contract end date		Baseline contract value	£411,621.31

ACCESS	Contract	England and Wales
24 month ratio of assessments to patient IDs	1.04	1.08

ACTIVITY	Contract
Contract assess and fit appliances (case starts) as a percentage of Area Team case starts	0.3 %

Cumulative percentage of contracted UOA delivered 2018 & 2019



Month	Adjusted Scheduled Activity (UOA)		
	2017	2018	2019
April	0	31	51
May	0	31	114
June	0	31	114
July	0	75	156
August	0	118	219
September	42	141	240
October	85	141	261
November	127	163	283
December	190	269	304
January	386	421	304
February	408	443	369
March	450	465	432
April	450	465	
May	450	465	
June	450	465	

### QUANTITY METRICS (rolling 12 month period)

	Contract Quantity	Contract Base Number	Contract *	Area Team	Region	England
% of all assessments that were assess and fit appliances (case starts)	20	21	95.2%	56.2%	63.0%	59.2%
% of all assessments that were assess and refuse	0	21	0.0%	13.6%	11.1%	12.0%
% of all assessments that were assess and review	1	21	4.8%	30.3%	25.8%	28.8%
% of case starts with a reported IOTN of 3 and Aesthetic Component of 5 or below	0	20	N/A	0.0%	0.1%	0.1%
% of case starts with a reported IOTN of 3 and Aesthetic Component of 6 or above	0	20	N/A	1.1%	3.7%	3.9%
% of case starts with a reported IOTN of 4	19	20	95.0%	79.4%	79.2%	77.6%
% of case starts with a reported IOTN of 5	1	20	5.0%	18.9%	16.4%	16.7 %
% of concluded courses in receipt of dual-arch fixed appliances	5	10	50.0%	83.9%	75.4%	72.9%
% of concluded courses where treatment was abandoned or discontinued	1	10	10.0%	8.7%	8.8%	8.7%
% of patients satisfied with the treatment they have received	1	1	100.0%	95.5%	96.4%	95.7%

\* Figures in italics indicate that the base number is less than 100.

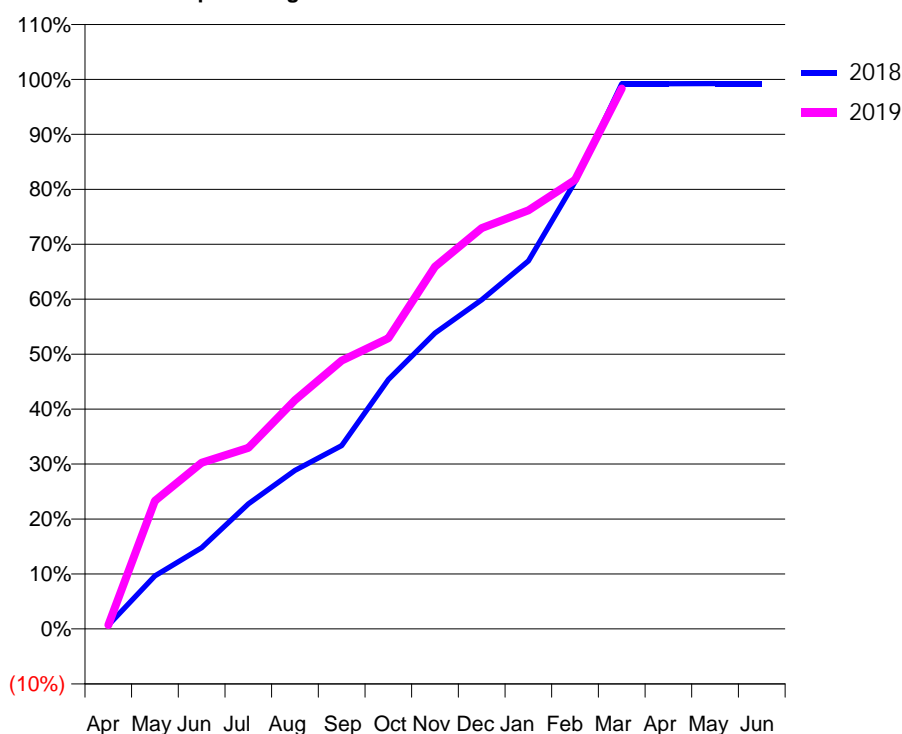
### Q52 - Vital Signs Orthodontic At a Glance Contract Report for 162965/0002 - March 2019

Name or company name	Clarendon Dental Spa (Leeds) Ltd	18/19 Contracted general activity (UDA)	0
Contract type name	PDS Contract	Carry forward general activity (UDA)	0
Purpose of contract	Orthodontic	18/19 Contracted orthodontic activity (UOA)	4,315
Contract start date	01/10/2010	Carry forward orthodontic activity (UOA)	33
Contract end date	30/09/2020	Baseline contract value	£277,489.74

ACCESS	Contract	England and Wales
24 month ratio of assessments to patient IDs	1.04	1.08

ACTIVITY	Contract
Contract assess and fit appliances (case starts) as a percentage of Area Team case starts	2.9 %

Cumulative percentage of contracted UOA delivered 2018 & 2019



Month	Adjusted Scheduled Activity (UOA)		
	2017	2018	2019
April	330	30	31
May	878	417	1,006
June	1,005	638	1,305
July	1,527	983	1,423
August	1,934	1,245	1,796
September	2,169	1,439	2,107
October	2,508	1,959	2,282
November	3,107	2,323	2,845
December	3,328	2,584	3,147
January	3,648	2,890	3,286
February	3,789	3,510	3,525
March	3,832	4,281	4,243
April	4,259	4,281	
May	4,259	4,282	
June	4,259	4,282	

#### QUANTITY METRICS (rolling 12 month period)

	Contract Quantity	Contract Base Number	Contract *	Area Team	Region	England
% of all assessments that were assess and fit appliances (case starts)	199	329	60.5%	56.2%	63.0%	59.2%
% of all assessments that were assess and refuse	69	329	21.0%	13.6%	11.1%	12.0%
% of all assessments that were assess and review	61	329	18.5%	30.3%	25.8%	28.8%
% of case starts with a reported IOTN of 3 and Aesthetic Component of 5 or below	0	199	N/A	0.0%	0.1%	0.1%
% of case starts with a reported IOTN of 3 and Aesthetic Component of 6 or above	3	199	1.5%	1.1%	3.7%	3.9%
% of case starts with a reported IOTN of 4	168	199	84.4%	79.4%	79.2%	77.6%
% of case starts with a reported IOTN of 5	27	199	13.6%	18.9%	16.4%	16.7 %
% of concluded courses in receipt of dual-arch fixed appliances	103	176	58.5%	83.9%	75.4%	72.9%
% of concluded courses where treatment was abandoned or discontinued	18	176	10.2%	8.7%	8.8%	8.7%
% of patients satisfied with the treatment they have received	1	1	100.0%	95.5%	96.4%	95.7%

\* Figures in italics indicate that the base number is less than 100.

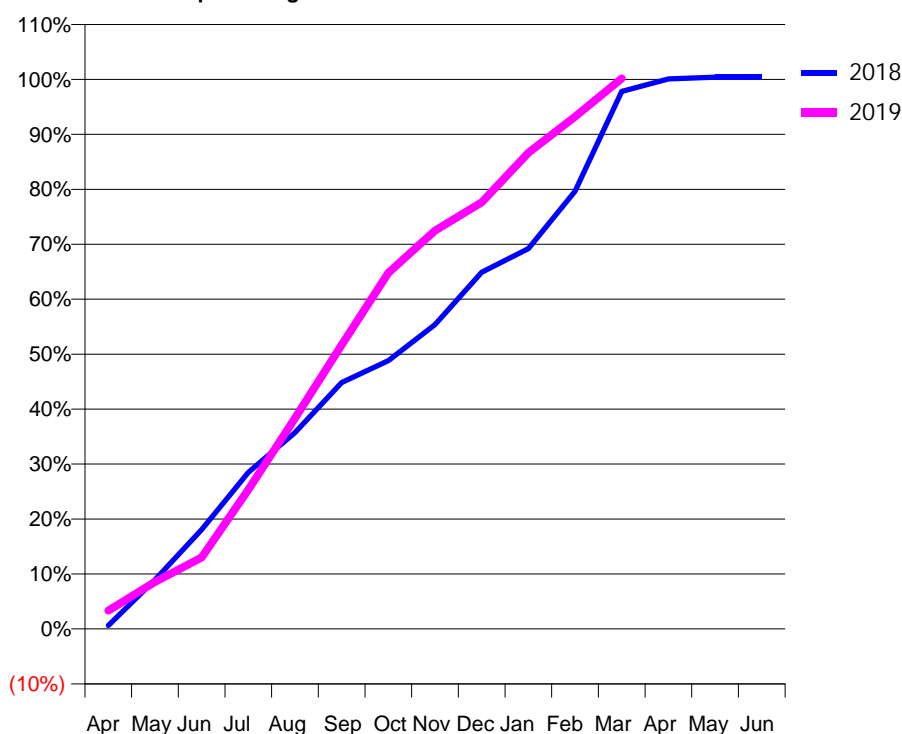
### Q52 - Vital Signs Orthodontic At a Glance Contract Report for 183652/0002 - March 2019

Name or company name	Haricover Limited	18/19 Contracted general activity (UDA)	0
Contract type name	PDS Contract	Carry forward general activity (UDA)	0
Purpose of contract	Orthodontic	18/19 Contracted orthodontic activity (UOA)	19,657
Contract start date	01/05/2015	Carry forward orthodontic activity (UOA)	-80
Contract end date	31/08/2020	Baseline contract value	£1,256,105.15

ACCESS	Contract	England and Wales
24 month ratio of assessments to patient IDs	1.00	1.08

ACTIVITY	Contract
Contract assess and fit appliances (case starts) as a percentage of Area Team case starts	13.8 %

Cumulative percentage of contracted UOA delivered 2018 & 2019



Month	Adjusted Scheduled Activity (UOA)		
	2017	2018	2019
April	501	127	654
May	1,361	1,755	1,681
June	2,029	3,553	2,559
July	2,855	5,603	4,981
August	4,305	7,024	7,539
September	5,199	8,814	10,158
October	5,418	9,593	12,738
November	7,418	10,882	14,246
December	12,140	12,759	15,259
January	13,831	13,602	17,030
February	15,945	15,653	18,318
March	19,767	19,224	19,687
April	19,770	19,674	
May	19,784	19,737	
June	19,784	19,737	

#### QUANTITY METRICS (rolling 12 month period)

	Contract Quantity	Contract Base Number	Contract *	Area Team	Region	England
% of all assessments that were assess and fit appliances (case starts)	965	1,078	89.5%	56.2%	63.0%	59.2%
% of all assessments that were assess and refuse	77	1,078	7.1%	13.6%	11.1%	12.0%
% of all assessments that were assess and review	36	1,078	3.3%	30.3%	25.8%	28.8%
% of case starts with a reported IOTN of 3 and Aesthetic Component of 5 or below	0	965	N/A	0.0%	0.1%	0.1%
% of case starts with a reported IOTN of 3 and Aesthetic Component of 6 or above	15	965	1.6%	1.1%	3.7%	3.9%
% of case starts with a reported IOTN of 4	723	965	74.9%	79.4%	79.2%	77.6%
% of case starts with a reported IOTN of 5	225	965	23.3%	18.9%	16.4%	16.7 %
% of concluded courses in receipt of dual-arch fixed appliances	609	798	76.3%	83.9%	75.4%	72.9%
% of concluded courses where treatment was abandoned or discontinued	70	798	8.8%	8.7%	8.8%	8.7%
% of patients satisfied with the treatment they have received	14	14	100.0%	95.5%	96.4%	95.7%

\* Figures in italics indicate that the base number is less than 100.



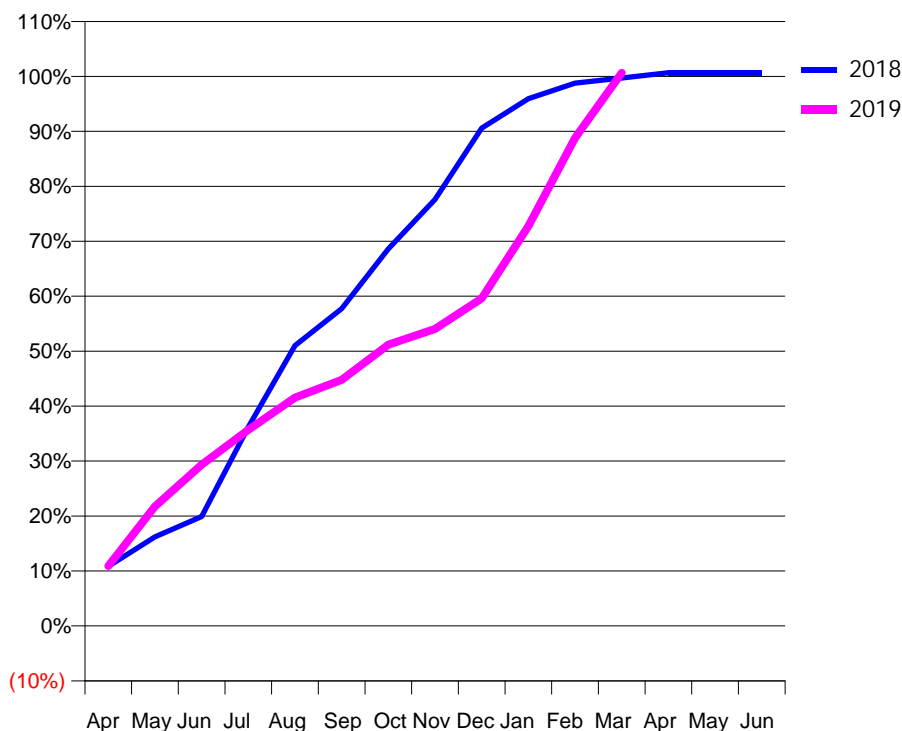
### Q52 - Vital Signs Orthodontic At a Glance Contract Report for 188115/0001 - March 2019

Name or company name	St Michaels Orthodontics Ltd	18/19 Contracted general activity (UDA)	0
Contract type name	PDS Contract	Carry forward general activity (UDA)	0
Purpose of contract	Orthodontic	18/19 Contracted orthodontic activity (UOA)	4,709
Contract start date	01/07/2010	Carry forward orthodontic activity (UOA)	-30
Contract end date	31/08/2020	Baseline contract value	£300,914.23

ACCESS	Contract	England and Wales
24 month ratio of assessments to patient IDs	1.01	1.08

ACTIVITY	Contract
Contract assess and fit appliances (case starts) as a percentage of Area Team case starts	3.3 %

Cumulative percentage of contracted UOA delivered 2018 & 2019



Month	Adjusted Scheduled Activity (UOA)		
	2017	2018	2019
April	215	511	514
May	596	764	1,025
June	808	938	1,382
July	1,005	1,706	1,680
August	1,096	2,401	1,956
September	1,245	2,719	2,109
October	1,735	3,232	2,411
November	2,267	3,654	2,544
December	2,648	4,265	2,806
January	3,093	4,518	3,427
February	4,027	4,652	4,181
March	4,710	4,695	4,738
April	4,710	4,739	
May	4,710	4,739	
June	4,710	4,739	

#### QUANTITY METRICS (rolling 12 month period)

	Contract Quantity	Contract Base Number	Contract *	Area Team	Region	England
% of all assessments that were assess and fit appliances (case starts)	228	305	74.8%	56.2%	63.0%	59.2%
% of all assessments that were assess and refuse	64	305	21.0%	13.6%	11.1%	12.0%
% of all assessments that were assess and review	13	305	4.3%	30.3%	25.8%	28.8%
% of case starts with a reported IOTN of 3 and Aesthetic Component of 5 or below	0	228	N/A	0.0%	0.1%	0.1%
% of case starts with a reported IOTN of 3 and Aesthetic Component of 6 or above	9	228	3.9%	1.1%	3.7%	3.9%
% of case starts with a reported IOTN of 4	188	228	82.5%	79.4%	79.2%	77.6%
% of case starts with a reported IOTN of 5	30	228	13.2%	18.9%	16.4%	16.7 %
% of concluded courses in receipt of dual-arch fixed appliances	204	236	86.4%	83.9%	75.4%	72.9%
% of concluded courses where treatment was abandoned or discontinued	14	236	5.9%	8.7%	8.8%	8.7%
% of patients satisfied with the treatment they have received	1	1	100.0%	95.5%	96.4%	95.7%

\* Figures in italics indicate that the base number is less than 100.

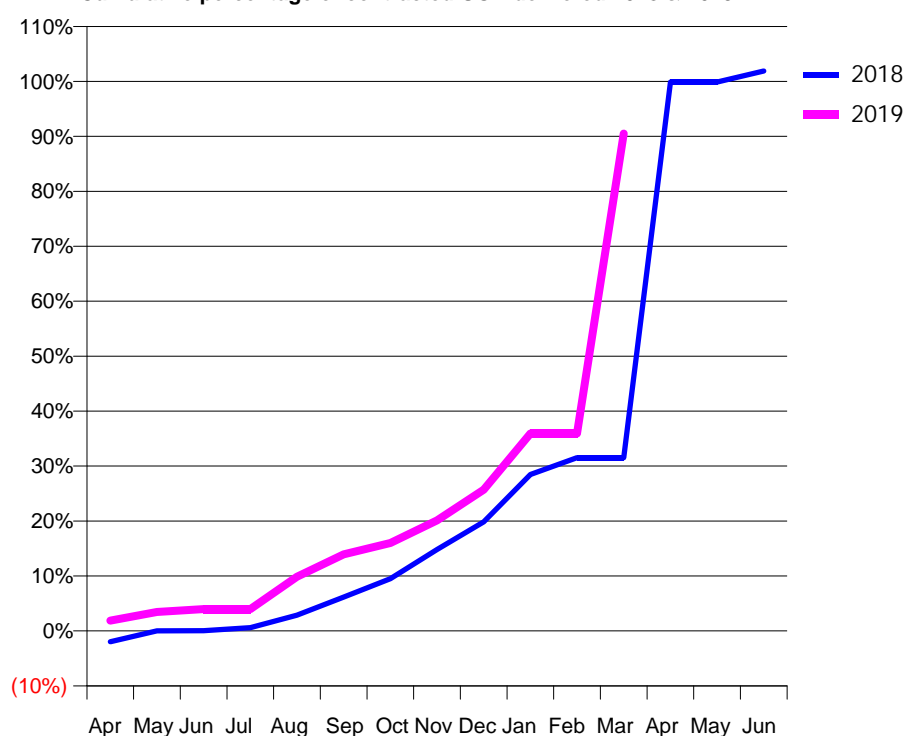
### Q52 - Vital Signs Orthodontic At a Glance Contract Report for 189669/0001 - March 2019

Name or company name	NSS Properties Ltd	18/19 Contracted general activity (UDA)	0
Contract type name	PDS Contract	Carry forward general activity (UDA)	0
Purpose of contract	Orthodontic	18/19 Contracted orthodontic activity (UOA)	4,189
Contract start date	01/04/2011	Carry forward orthodontic activity (UOA)	-79
Contract end date	31/03/2020	Baseline contract value	£270,198.23

ACCESS	Contract	England and Wales
24 month ratio of assessments to patient IDs	1.01	1.08

ACTIVITY	Contract
Contract assess and fit appliances (case starts) as a percentage of Area Team case starts	4.5 %

Cumulative percentage of contracted UOA delivered 2018 & 2019



Month	Adjusted Scheduled Activity (UOA)		
	2017	2018	2019
April	27	-83	79
May	241	1	145
June	306	2	167
July	603	25	167
August	1,049	120	413
September	1,305	259	584
October	1,630	399	670
November	1,867	621	842
December	1,867	832	1,077
January	2,146	1,193	1,505
February	2,338	1,321	1,505
March	2,338	1,321	3,791
April	2,338	4,184	
May	4,127	4,184	
June	4,106	4,268	

#### QUANTITY METRICS (rolling 12 month period)

	Contract Quantity	Contract Base Number	Contract *	Area Team	Region	England
% of all assessments that were assess and fit appliances (case starts)	314	359	87.5%	56.2%	63.0%	59.2%
% of all assessments that were assess and refuse	13	359	3.6%	13.6%	11.1%	12.0%
% of all assessments that were assess and review	32	359	8.9%	30.3%	25.8%	28.8%
% of case starts with a reported IOTN of 3 and Aesthetic Component of 5 or below	0	314	N/A	0.0%	0.1%	0.1%
% of case starts with a reported IOTN of 3 and Aesthetic Component of 6 or above	0	314	N/A	1.1%	3.7%	3.9%
% of case starts with a reported IOTN of 4	288	314	91.7%	79.4%	79.2%	77.6%
% of case starts with a reported IOTN of 5	25	314	8.0%	18.9%	16.4%	16.7 %
% of concluded courses in receipt of dual-arch fixed appliances	188	205	91.7%	83.9%	75.4%	72.9%
% of concluded courses where treatment was abandoned or discontinued	11	205	5.4%	8.7%	8.8%	8.7%
% of patients satisfied with the treatment they have received	26	27	96.3%	95.5%	96.4%	95.7%

\* Figures in italics indicate that the base number is less than 100.

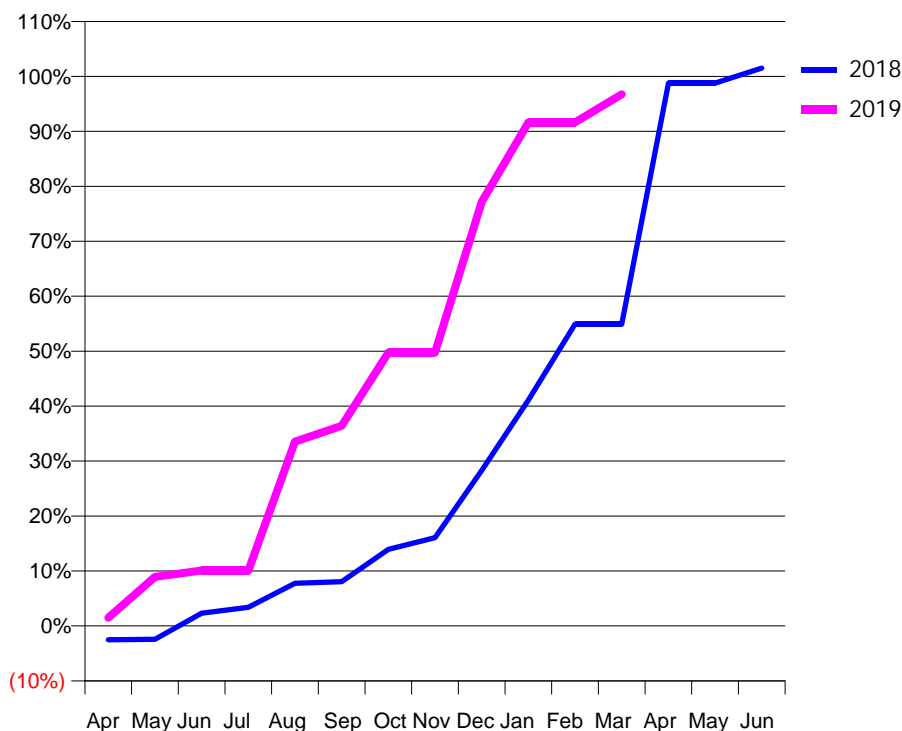
### Q52 - Vital Signs Orthodontic At a Glance Contract Report for 189669/0002 - March 2019

Name or company name	NSS Properties Ltd	18/19 Contracted general activity (UDA)	0
Contract type name	PDS Contract	Carry forward general activity (UDA)	0
Purpose of contract	Orthodontic	18/19 Contracted orthodontic activity (UOA)	3,996
Contract start date	01/04/2011	Carry forward orthodontic activity (UOA)	-60
Contract end date	30/06/2020	Baseline contract value	£235,860.44

ACCESS	Contract	England and Wales
24 month ratio of assessments to patient IDs	1.01	1.08

ACTIVITY	Contract
Contract assess and fit appliances (case starts) as a percentage of Area Team case starts	3.8 %

Cumulative percentage of contracted UOA delivered 2018 & 2019



Month	Adjusted Scheduled Activity (UOA)		
	2017	2018	2019
April	0	-101	60
May	158	-98	357
June	285	93	403
July	627	136	403
August	1,135	311	1,341
September	1,771	321	1,455
October	2,220	557	1,988
November	2,390	641	1,988
December	2,647	1,130	3,083
January	2,779	1,642	3,662
February	2,935	2,194	3,662
March	2,935	2,194	3,865
April	2,935	3,946	
May	3,895	3,946	
June	3,895	4,056	

#### QUANTITY METRICS (rolling 12 month period)

	Contract Quantity	Contract Base Number	Contract *	Area Team	Region	England
% of all assessments that were assess and fit appliances (case starts)	262	361	72.6%	56.2%	63.0%	59.2%
% of all assessments that were assess and refuse	41	361	11.4%	13.6%	11.1%	12.0%
% of all assessments that were assess and review	58	361	16.1%	30.3%	25.8%	28.8%
% of case starts with a reported IOTN of 3 and Aesthetic Component of 5 or below	0	262	N/A	0.0%	0.1%	0.1%
% of case starts with a reported IOTN of 3 and Aesthetic Component of 6 or above	0	262	N/A	1.1%	3.7%	3.9%
% of case starts with a reported IOTN of 4	251	262	95.8%	79.4%	79.2%	77.6%
% of case starts with a reported IOTN of 5	9	262	3.4%	18.9%	16.4%	16.7 %
% of concluded courses in receipt of dual-arch fixed appliances	180	196	91.8%	83.9%	75.4%	72.9%
% of concluded courses where treatment was abandoned or discontinued	12	196	6.1%	8.7%	8.8%	8.7%
% of patients satisfied with the treatment they have received	16	17	94.1%	95.5%	96.4%	95.7%

\* Figures in italics indicate that the base number is less than 100.

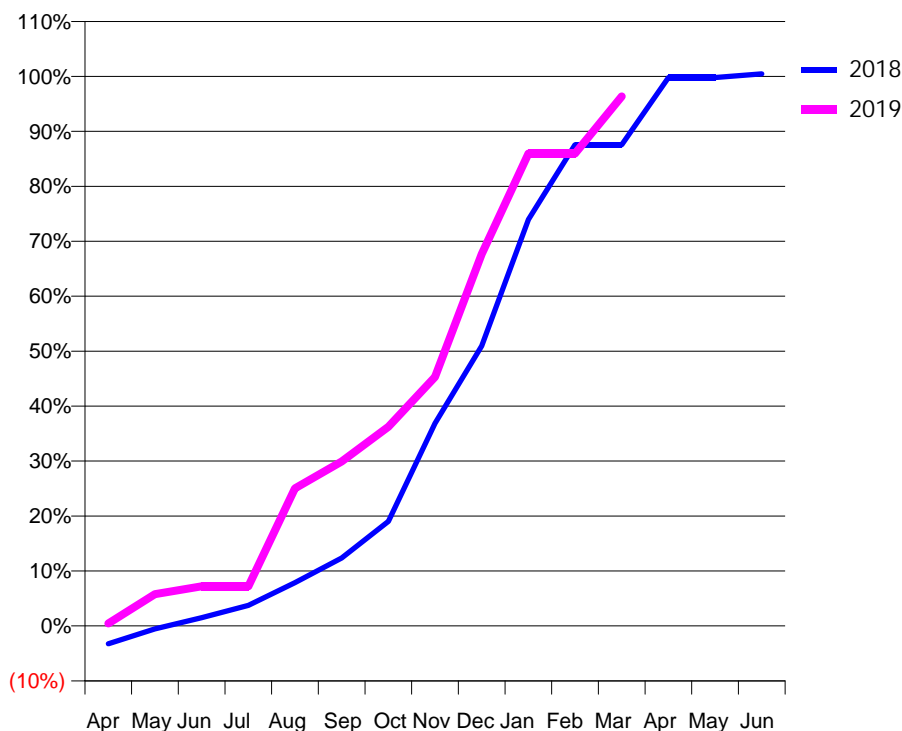
### Q52 - Vital Signs Orthodontic At a Glance Contract Report for 189669/0003 - March 2019

Name or company name	NSS Properties Ltd	18/19 Contracted general activity (UDA)	0
Contract type name	PDS Contract	Carry forward general activity (UDA)	0
Purpose of contract	Orthodontic	18/19 Contracted orthodontic activity (UOA)	3,148
Contract start date	01/04/2011	Carry forward orthodontic activity (UOA)	-14
Contract end date	31/03/2020	Baseline contract value	£189,283.32

ACCESS	Contract	England and Wales
24 month ratio of assessments to patient IDs	1.01	1.08

ACTIVITY	Contract
Contract assess and fit appliances (case starts) as a percentage of Area Team case starts	2.3 %

Cumulative percentage of contracted UOA delivered 2018 & 2019



Month	Adjusted Scheduled Activity (UOA)		
	2017	2018	2019
April	-8	-103	14
May	274	-17	182
June	379	48	227
July	678	118	227
August	1,083	248	788
September	1,464	389	942
October	1,886	599	1,141
November	2,312	1,160	1,426
December	2,396	1,604	2,130
January	2,611	2,328	2,706
February	2,849	2,756	2,706
March	2,849	2,756	3,033
April	2,849	3,141	
May	3,003	3,141	
June	3,003	3,162	

#### QUANTITY METRICS (rolling 12 month period)

	Contract Quantity	Contract Base Number	Contract *	Area Team	Region	England
% of all assessments that were assess and fit appliances (case starts)	159	250	63.6%	56.2%	63.0%	59.2%
% of all assessments that were assess and refuse	24	250	9.6%	13.6%	11.1%	12.0%
% of all assessments that were assess and review	67	250	26.8%	30.3%	25.8%	28.8%
% of case starts with a reported IOTN of 3 and Aesthetic Component of 5 or below	0	159	N/A	0.0%	0.1%	0.1%
% of case starts with a reported IOTN of 3 and Aesthetic Component of 6 or above	0	159	N/A	1.1%	3.7%	3.9%
% of case starts with a reported IOTN of 4	151	159	95.0%	79.4%	79.2%	77.6%
% of case starts with a reported IOTN of 5	7	159	4.4%	18.9%	16.4%	16.7 %
% of concluded courses in receipt of dual-arch fixed appliances	121	128	94.5%	83.9%	75.4%	72.9%
% of concluded courses where treatment was abandoned or discontinued	6	128	4.7%	8.7%	8.8%	8.7%
% of patients satisfied with the treatment they have received	3	3	100.0%	95.5%	96.4%	95.7%

\* Figures in italics indicate that the base number is less than 100.

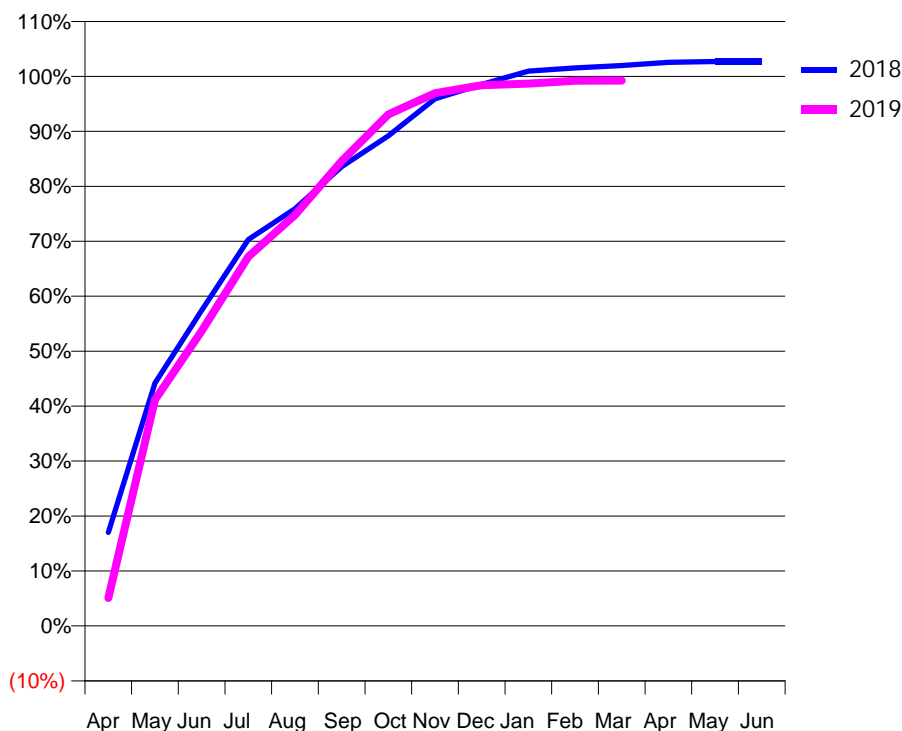
### Q52 - Vital Signs Orthodontic At a Glance Contract Report for 264539/0002 - March 2019

Name or company name	MR DI PETRUCCI	18/19 Contracted general activity (UDA)	0
Contract type name	PDS Contract	Carry forward general activity (UDA)	0
Purpose of contract	Orthodontic	18/19 Contracted orthodontic activity (UOA)	13,287
Contract start date	03/11/2014	Carry forward orthodontic activity (UOA)	-266
Contract end date	30/06/2020	Baseline contract value	£735,951.61

ACCESS	Contract	England and Wales
24 month ratio of assessments to patient IDs	1.02	1.08

ACTIVITY	Contract
Contract assess and fit appliances (case starts) as a percentage of Area Team case starts	8.3 %

Cumulative percentage of contracted UOA delivered 2018 & 2019



Month	Adjusted Scheduled Activity (UOA)		
	2017	2018	2019
April	1,676	2,261	676
May	2,774	5,866	5,466
June	3,732	7,630	7,131
July	4,805	9,341	8,930
August	5,524	10,084	9,935
September	6,294	11,103	11,240
October	7,446	11,850	12,371
November	9,111	12,745	12,879
December	10,465	13,091	13,073
January	11,386	13,411	13,112
February	12,469	13,493	13,178
March	13,044	13,549	13,187
April	13,535	13,626	
May	13,534	13,647	
June	13,555	13,647	

#### QUANTITY METRICS (rolling 12 month period)

	Contract Quantity	Contract Base Number	Contract *	Area Team	Region	England
% of all assessments that were assess and fit appliances (case starts)	579	1,502	38.5%	56.2%	63.0%	59.2%
% of all assessments that were assess and refuse	341	1,502	22.7%	13.6%	11.1%	12.0%
% of all assessments that were assess and review	582	1,502	38.7%	30.3%	25.8%	28.8%
% of case starts with a reported IOTN of 3 and Aesthetic Component of 5 or below	0	579	N/A	0.0%	0.1%	0.1%
% of case starts with a reported IOTN of 3 and Aesthetic Component of 6 or above	0	579	N/A	1.1%	3.7%	3.9%
% of case starts with a reported IOTN of 4	428	579	73.9%	79.4%	79.2%	77.6%
% of case starts with a reported IOTN of 5	147	579	25.4%	18.9%	16.4%	16.7 %
% of concluded courses in receipt of dual-arch fixed appliances	382	549	69.6%	83.9%	75.4%	72.9%
% of concluded courses where treatment was abandoned or discontinued	65	549	11.8%	8.7%	8.8%	8.7%
% of patients satisfied with the treatment they have received	6	6	100.0%	95.5%	96.4%	95.7%

\* Figures in italics indicate that the base number is less than 100.

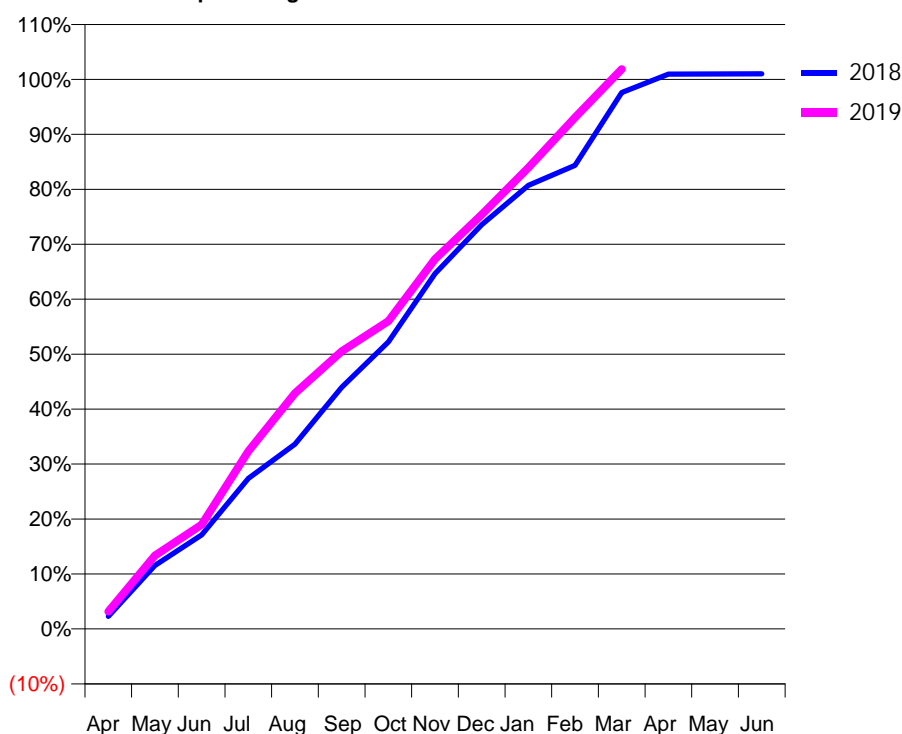
### Q52 - Vital Signs Orthodontic At a Glance Contract Report for 318574/0001 - March 2019

Name or company name	MR AI TAYLOR	18/19 Contracted general activity (UDA)	0
Contract type name	PDS Contract	Carry forward general activity (UDA)	0
Purpose of contract	Orthodontic	18/19 Contracted orthodontic activity (UOA)	5,608
Contract start date	01/04/2006	Carry forward orthodontic activity (UOA)	-57
Contract end date	31/03/2020	Baseline contract value	£366,565.62

ACCESS	Contract	England and Wales
24 month ratio of assessments to patient IDs	1.03	1.08

ACTIVITY	Contract
Contract assess and fit appliances (case starts) as a percentage of Area Team case starts	3.8 %

Cumulative percentage of contracted UOA delivered 2018 & 2019



Month	Adjusted Scheduled Activity (UOA)		
	2017	2018	2019
April	249	128	177
May	387	648	749
June	727	960	1,064
July	1,357	1,536	1,813
August	1,900	1,886	2,406
September	2,580	2,465	2,833
October	3,043	2,930	3,141
November	3,678	3,625	3,773
December	4,233	4,125	4,228
January	4,465	4,526	4,708
February	4,864	4,731	5,218
March	5,385	5,474	5,712
April	5,618	5,663	
May	5,618	5,664	
June	5,639	5,665	

#### QUANTITY METRICS (rolling 12 month period)

	Contract Quantity	Contract Base Number	Contract *	Area Team	Region	England
% of all assessments that were assess and fit appliances (case starts)	262	668	39.2%	56.2%	63.0%	59.2%
% of all assessments that were assess and refuse	100	668	15.0%	13.6%	11.1%	12.0%
% of all assessments that were assess and review	306	668	45.8%	30.3%	25.8%	28.8%
% of case starts with a reported IOTN of 3 and Aesthetic Component of 5 or below	0	262	N/A	0.0%	0.1%	0.1%
% of case starts with a reported IOTN of 3 and Aesthetic Component of 6 or above	0	262	N/A	1.1%	3.7%	3.9%
% of case starts with a reported IOTN of 4	205	262	78.2%	79.4%	79.2%	77.6%
% of case starts with a reported IOTN of 5	54	262	20.6%	18.9%	16.4%	16.7 %
% of concluded courses in receipt of dual-arch fixed appliances	200	240	83.3%	83.9%	75.4%	72.9%
% of concluded courses where treatment was abandoned or discontinued	33	240	13.8%	8.7%	8.8%	8.7%
% of patients satisfied with the treatment they have received	2	2	100.0%	95.5%	96.4%	95.7%

\* Figures in italics indicate that the base number is less than 100.

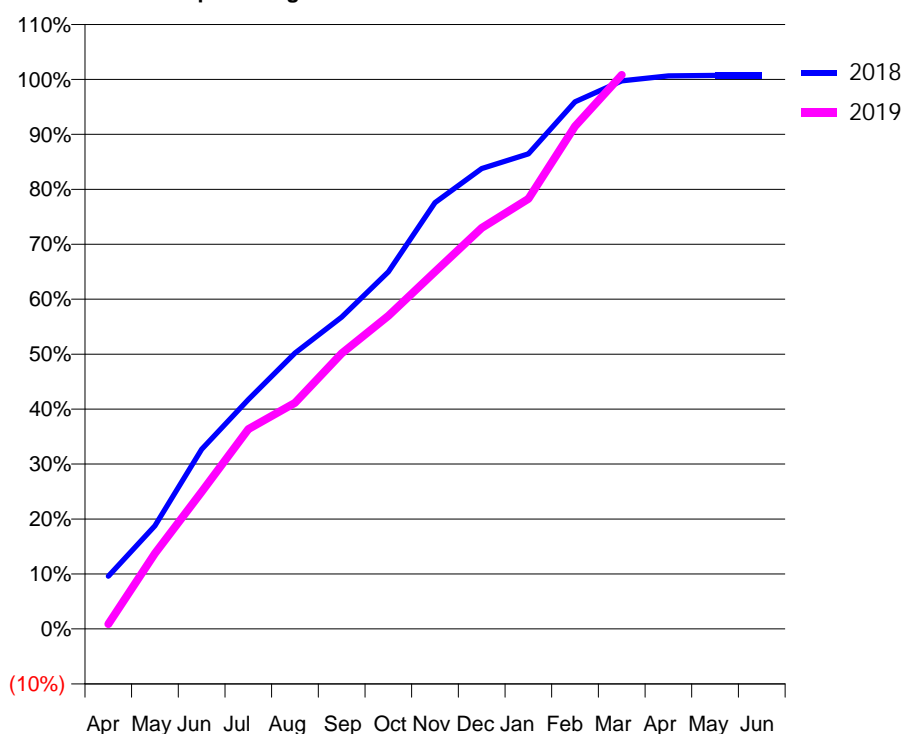
### Q52 - Vital Signs Orthodontic At a Glance Contract Report for 575941/0001 - March 2019

Name or company name	MR MH PEARSON	18/19 Contracted general activity (UDA)	0
Contract type name	PDS Contract	Carry forward general activity (UDA)	0
Purpose of contract	Orthodontic	18/19 Contracted orthodontic activity (UOA)	21,111
Contract start date	01/06/2013	Carry forward orthodontic activity (UOA)	-153
Contract end date	31/03/2020	Baseline contract value	£1,250,469.77

ACCESS	Contract	England and Wales
24 month ratio of assessments to patient IDs	1.01	1.08

ACTIVITY	Contract
Contract assess and fit appliances (case starts) as a percentage of Area Team case starts	13.4 %

Cumulative percentage of contracted UOA delivered 2018 & 2019



Month	Adjusted Scheduled Activity (UOA)		
	2017	2018	2019
April	1,144	2,028	185
May	7,566	3,963	2,902
June	9,092	6,904	5,262
July	11,795	8,813	7,677
August	13,115	10,598	8,684
September	15,467	11,980	10,588
October	16,063	13,718	12,029
November	18,236	16,374	13,722
December	19,386	17,683	15,403
January	20,593	18,251	16,523
February	20,657	20,250	19,308
March	20,797	21,051	21,281
April	21,177	21,243	
May	21,177	21,264	
June	21,235	21,264	

#### QUANTITY METRICS (rolling 12 month period)

	Contract Quantity	Contract Base Number	Contract *	Area Team	Region	England
% of all assessments that were assess and fit appliances (case starts)	937	2,938	31.9%	56.2%	63.0%	59.2%
% of all assessments that were assess and refuse	338	2,938	11.5%	13.6%	11.1%	12.0%
% of all assessments that were assess and review	1,663	2,938	56.6%	30.3%	25.8%	28.8%
% of case starts with a reported IOTN of 3 and Aesthetic Component of 5 or below	0	937	N/A	0.0%	0.1%	0.1%
% of case starts with a reported IOTN of 3 and Aesthetic Component of 6 or above	14	937	1.5%	1.1%	3.7%	3.9%
% of case starts with a reported IOTN of 4	661	937	70.5%	79.4%	79.2%	77.6%
% of case starts with a reported IOTN of 5	258	937	27.5%	18.9%	16.4%	16.7%
% of concluded courses in receipt of dual-arch fixed appliances	812	869	93.4%	83.9%	75.4%	72.9%
% of concluded courses where treatment was abandoned or discontinued	28	869	3.2%	8.7%	8.8%	8.7%
% of patients satisfied with the treatment they have received	17	18	94.4%	95.5%	96.4%	95.7%

\* Figures in italics indicate that the base number is less than 100.

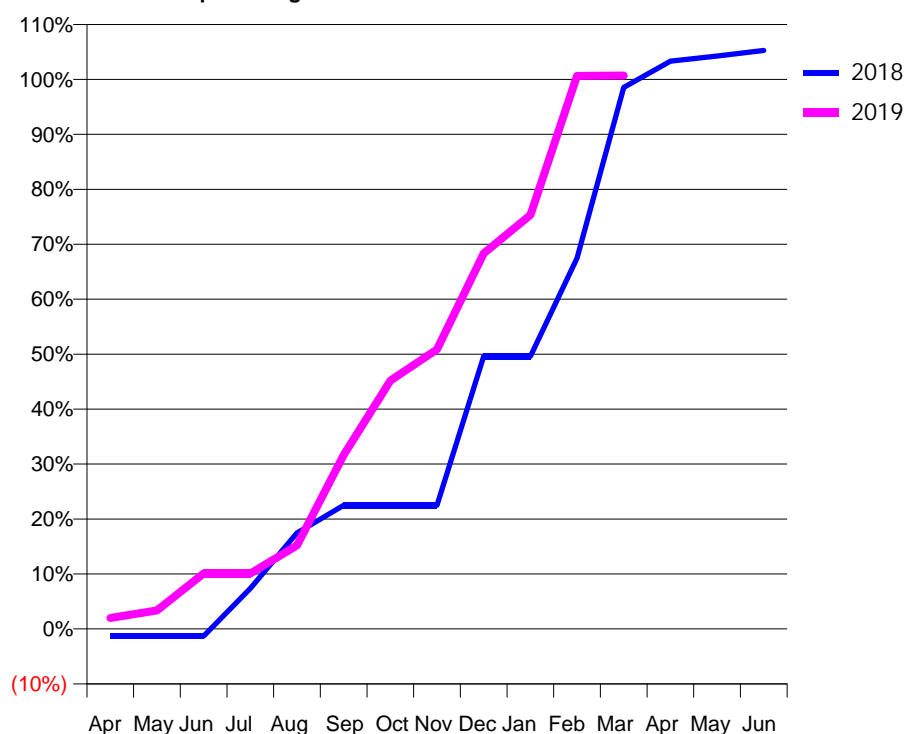
### Q52 - Vital Signs Orthodontic At a Glance Contract Report for 632813/0001 - March 2019

Name or company name	MR JL SEDDON	18/19 Contracted general activity (UDA)	0
Contract type name	PDS Contract	Carry forward general activity (UDA)	0
Purpose of contract	Orthodontic	18/19 Contracted orthodontic activity (UOA)	2,261
Contract start date	01/04/2006	Carry forward orthodontic activity (UOA)	-45
Contract end date	31/03/2020	Baseline contract value	£135,902.12

ACCESS	Contract	England and Wales
24 month ratio of assessments to patient IDs	1.07	1.08

ACTIVITY	Contract
Contract assess and fit appliances (case starts) as a percentage of Area Team case starts	1.5 %

Cumulative percentage of contracted UOA delivered 2018 & 2019



Month	Adjusted Scheduled Activity (UOA)		
	2017	2018	2019
April	45	-30	45
May	112	-30	76
June	162	-30	228
July	241	167	228
August	520	395	343
September	751	509	716
October	1,107	509	1,022
November	1,107	509	1,150
December	1,107	1,122	1,545
January	1,131	1,122	1,703
February	1,668	1,525	2,275
March	1,696	2,228	2,277
April	1,696	2,336	
May	2,038	2,357	
June	2,231	2,380	

#### QUANTITY METRICS (rolling 12 month period)

	Contract Quantity	Contract Base Number	Contract *	Area Team	Region	England
% of all assessments that were assess and fit appliances (case starts)	108	306	35.3%	56.2%	63.0%	59.2%
% of all assessments that were assess and refuse	29	306	9.5%	13.6%	11.1%	12.0%
% of all assessments that were assess and review	169	306	55.2%	30.3%	25.8%	28.8%
% of case starts with a reported IOTN of 3 and Aesthetic Component of 5 or below	0	108	N/A	0.0%	0.1%	0.1%
% of case starts with a reported IOTN of 3 and Aesthetic Component of 6 or above	0	108	N/A	1.1%	3.7%	3.9%
% of case starts with a reported IOTN of 4	81	108	75.0%	79.4%	79.2%	77.6%
% of case starts with a reported IOTN of 5	27	108	25.0%	18.9%	16.4%	16.7 %
% of concluded courses in receipt of dual-arch fixed appliances	66	68	97.1%	83.9%	75.4%	72.9%
% of concluded courses where treatment was abandoned or discontinued	0	68	0.0%	8.7%	8.8%	8.7%
% of patients satisfied with the treatment they have received	0	0	N/A	95.5%	96.4%	95.7%

\* Figures in italics indicate that the base number is less than 100.



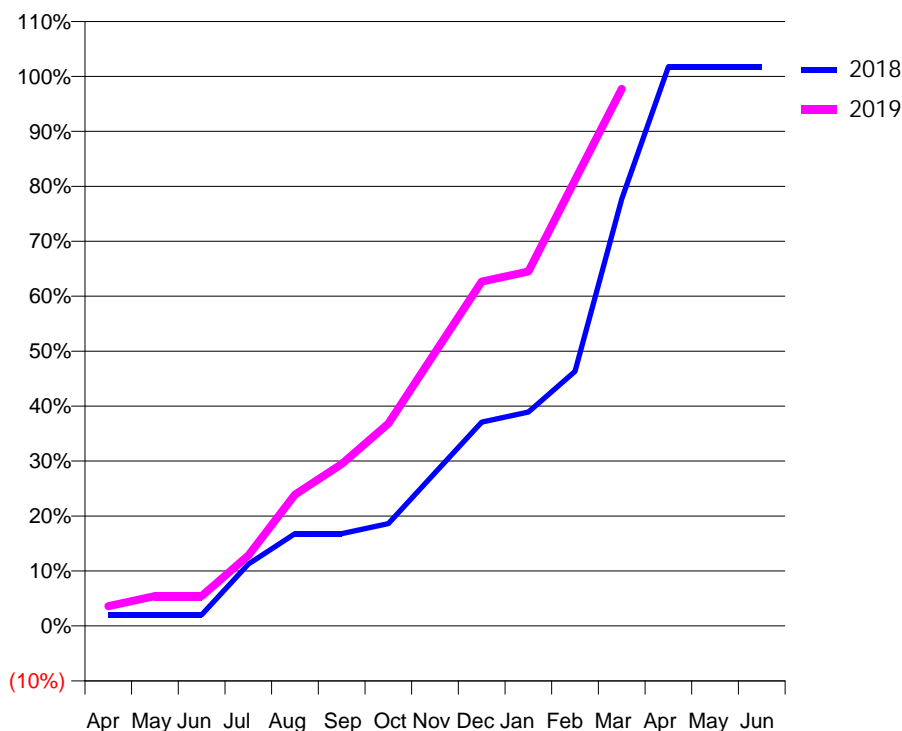
### Q52 - Vital Signs Orthodontic At a Glance Contract Report for 751952/0002 - March 2019

Name or company name	MR DF SCHUTH	18/19 Contracted general activity (UDA)	0
Contract type name	PDS Contract	Carry forward general activity (UDA)	0
Purpose of contract	Orthodontic	18/19 Contracted orthodontic activity (UOA)	1,138
Contract start date	01/04/2006	Carry forward orthodontic activity (UOA)	-20
Contract end date	31/08/2020	Baseline contract value	£72,746.24

ACCESS	Contract	England and Wales
24 month ratio of assessments to patient IDs	1.00	1.08

ACTIVITY	Contract
Contract assess and fit appliances (case starts) as a percentage of Area Team case starts	1.0 %

Cumulative percentage of contracted UOA delivered 2018 & 2019



Month	Adjusted Scheduled Activity (UOA)		
	2017	2018	2019
April	23	23	41
May	44	23	62
June	128	23	62
July	128	128	146
August	254	191	272
September	297	191	335
October	297	212	419
November	402	317	566
December	402	422	713
January	675	443	734
February	912	527	923
March	1,059	884	1,112
April	1,059	1,158	
May	1,059	1,158	
June	1,059	1,158	

#### QUANTITY METRICS (rolling 12 month period)

	Contract Quantity	Contract Base Number	Contract *	Area Team	Region	England
% of all assessments that were assess and fit appliances (case starts)	72	73	98.6%	56.2%	63.0%	59.2%
% of all assessments that were assess and refuse	1	73	1.4%	13.6%	11.1%	12.0%
% of all assessments that were assess and review	0	73	0.0%	30.3%	25.8%	28.8%
% of case starts with a reported IOTN of 3 and Aesthetic Component of 5 or below	0	72	N/A	0.0%	0.1%	0.1%
% of case starts with a reported IOTN of 3 and Aesthetic Component of 6 or above	0	72	N/A	1.1%	3.7%	3.9%
% of case starts with a reported IOTN of 4	60	72	83.3%	79.4%	79.2%	77.6%
% of case starts with a reported IOTN of 5	12	72	16.7%	18.9%	16.4%	16.7 %
% of concluded courses in receipt of dual-arch fixed appliances	28	91	30.8%	83.9%	75.4%	72.9%
% of concluded courses where treatment was abandoned or discontinued	55	91	60.4%	8.7%	8.8%	8.7%
% of patients satisfied with the treatment they have received	1	2	50.0%	95.5%	96.4%	95.7%

\* Figures in italics indicate that the base number is less than 100.

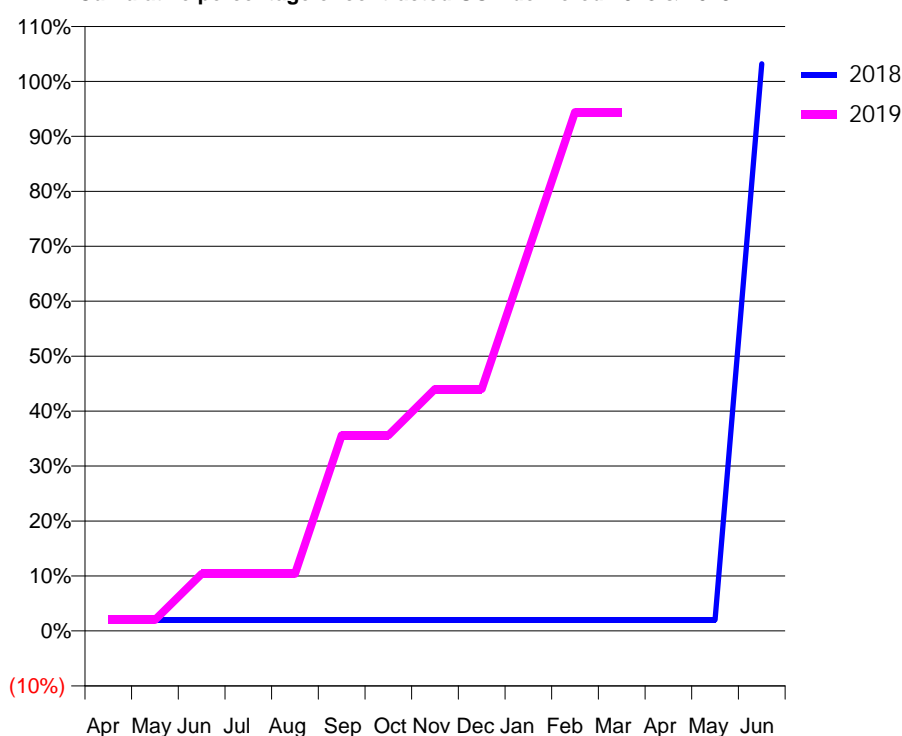
### Q52 - Vital Signs Orthodontic At a Glance Contract Report for 811459/0001 - March 2019

Name or company name	MR MA SILVESTER	18/19 Contracted general activity (UDA)	9,000
Contract type name	GDS Contract	Carry forward general activity (UDA)	-180
Purpose of contract	General and Orthodontic	18/19 Contracted orthodontic activity (UOA)	250
Contract start date	01/04/2006	Carry forward orthodontic activity (UOA)	-5
Contract end date		Baseline contract value	£296,981.93

ACCESS	Contract	England and Wales
24 month ratio of assessments to patient IDs	1.00	1.08

ACTIVITY	Contract
Contract assess and fit appliances (case starts) as a percentage of Area Team case starts	0.3 %

Cumulative percentage of contracted UOA delivered 2018 & 2019



Month	Adjusted Scheduled Activity (UOA)		
	2017	2018	2019
April	0	5	5
May	0	5	5
June	21	5	26
July	42	5	26
August	84	5	26
September	126	5	89
October	149	5	89
November	170	5	110
December	170	5	110
January	234	5	173
February	234	5	236
March	277	5	236
April	277	5	
May	277	5	
June	277	258	

#### QUANTITY METRICS (rolling 12 month period)

	Contract Quantity	Contract Base Number	Contract *	Area Team	Region	England
% of all assessments that were assess and fit appliances (case starts)	23	25	92.0%	56.2%	63.0%	59.2%
% of all assessments that were assess and refuse	0	25	0.0%	13.6%	11.1%	12.0%
% of all assessments that were assess and review	2	25	8.0%	30.3%	25.8%	28.8%
% of case starts with a reported IOTN of 3 and Aesthetic Component of 5 or below	0	23	N/A	0.0%	0.1%	0.1%
% of case starts with a reported IOTN of 3 and Aesthetic Component of 6 or above	0	23	N/A	1.1%	3.7%	3.9%
% of case starts with a reported IOTN of 4	20	23	87.0%	79.4%	79.2%	77.6%
% of case starts with a reported IOTN of 5	3	23	13.0%	18.9%	16.4%	16.7 %
% of concluded courses in receipt of dual-arch fixed appliances	19	22	86.4%	83.9%	75.4%	72.9%
% of concluded courses where treatment was abandoned or discontinued	1	22	4.5%	8.7%	8.8%	8.7%
% of patients satisfied with the treatment they have received	1	1	100.0%	95.5%	96.4%	95.7%

\* Figures in italics indicate that the base number is less than 100.

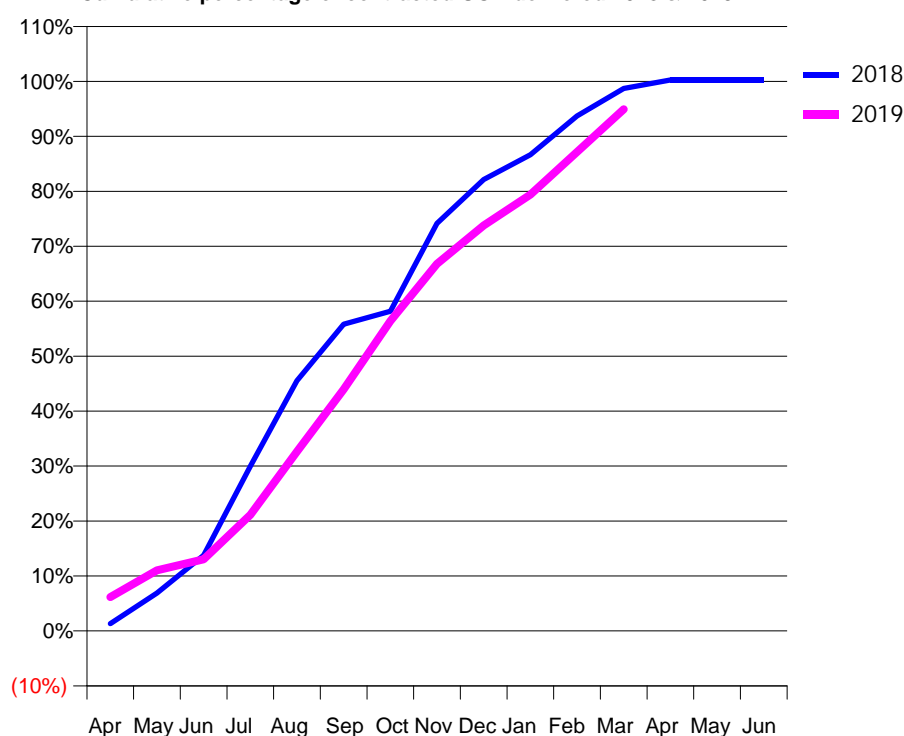
### Q53 - Vital Signs Orthodontic At a Glance Contract Report for 101281/0093 - March 2019

Name or company name	OASIS DENTAL CARE LTD	18/19 Contracted general activity (UDA)	0
Contract type name	PDS Contract	Carry forward general activity (UDA)	0
Purpose of contract	Orthodontic	18/19 Contracted orthodontic activity (UOA)	13,516
Contract start date	01/04/2006	Carry forward orthodontic activity (UOA)	-35
Contract end date	24/07/2020	Baseline contract value	£925,007.32

ACCESS	Contract	England and Wales
24 month ratio of assessments to patient IDs	1.00	1.08

ACTIVITY	Contract
Contract assess and fit appliances (case starts) as a percentage of Area Team case starts	8.9 %

Cumulative percentage of contracted UOA delivered 2018 & 2019



Month	Adjusted Scheduled Activity (UOA)		
	2017	2018	2019
April	696	180	833
May	949	931	1,490
June	1,694	1,862	1,763
July	2,599	4,053	2,855
August	4,183	6,156	4,409
September	5,258	7,546	5,942
October	6,106	7,863	7,622
November	7,776	10,026	9,029
December	8,937	11,100	9,974
January	9,949	11,711	10,730
February	11,083	12,664	11,780
March	12,917	13,340	12,830
April	13,526	13,551	
May	13,526	13,551	
June	13,526	13,551	

### QUANTITY METRICS (rolling 12 month period)

	Contract Quantity	Contract Base Number	Contract *	Area Team	Region	England
% of all assessments that were assess and fit appliances (case starts)	619	626	98.9%	60.2%	57.1%	59.2%
% of all assessments that were assess and refuse	0	626	0.0%	9.6%	11.5%	12.0%
% of all assessments that were assess and review	7	626	1.1%	30.2%	31.4%	28.8%
% of case starts with a reported IOTN of 3 and Aesthetic Component of 5 or below	0	619	N/A	0.1%	0.1%	0.1%
% of case starts with a reported IOTN of 3 and Aesthetic Component of 6 or above	75	619	12.1%	3.7%	3.9%	3.9%
% of case starts with a reported IOTN of 4	447	619	72.2%	69.8%	75.9%	77.6%
% of case starts with a reported IOTN of 5	97	619	15.7%	16.1%	17.9%	16.7 %
% of concluded courses in receipt of dual-arch fixed appliances	287	400	71.8%	70.5%	69.5%	72.9%
% of concluded courses where treatment was abandoned or discontinued	38	400	9.5%	6.2%	9.7%	8.7%
% of patients satisfied with the treatment they have received	11	12	91.7%	93.4%	95.2%	95.7%

\* Figures in italics indicate that the base number is less than 100.

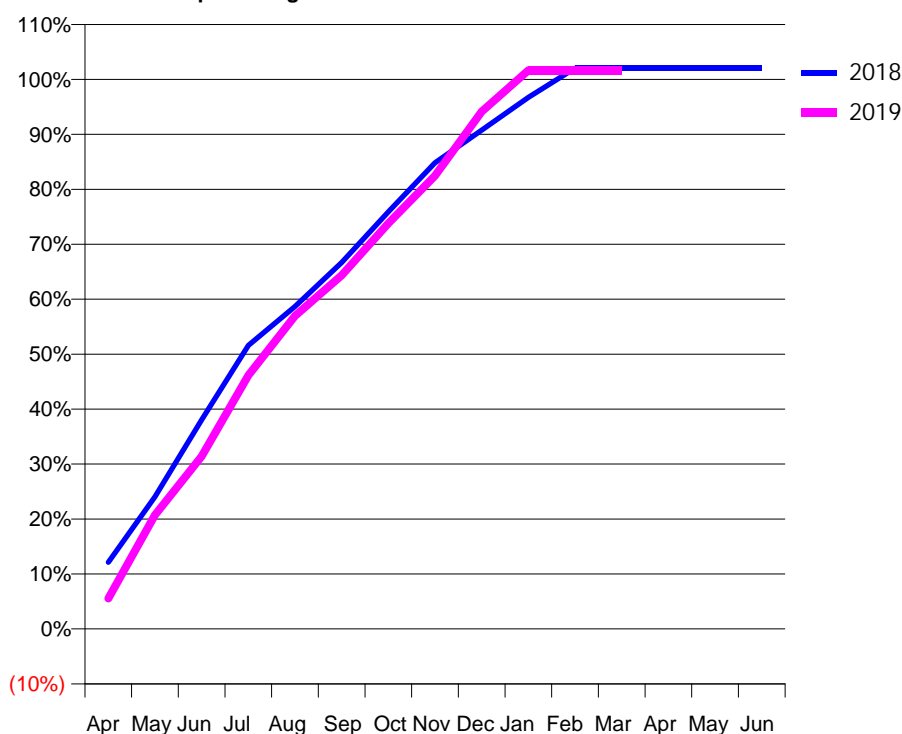
### Q53 - Vital Signs Orthodontic At a Glance Contract Report for 103926/0001 - March 2019

Name or company name	Aesthetic Dental Care Limited	18/19 Contracted general activity (UDA)	0
Contract type name	PDS Contract	Carry forward general activity (UDA)	0
Purpose of contract	Orthodontic	18/19 Contracted orthodontic activity (UOA)	12,066
Contract start date	01/03/2008	Carry forward orthodontic activity (UOA)	-241
Contract end date	24/07/2020	Baseline contract value	£730,840.65

ACCESS	Contract	England and Wales
24 month ratio of assessments to patient IDs	1.14	1.08

ACTIVITY	Contract
Contract assess and fit appliances (case starts) as a percentage of Area Team case starts	8.1 %

Cumulative percentage of contracted UOA delivered 2018 & 2019



Month	Adjusted Scheduled Activity (UOA)		
	2017	2018	2019
April	281	1,465	670
May	516	2,901	2,502
June	950	4,594	3,791
July	1,902	6,224	5,567
August	3,210	7,078	6,870
September	4,511	8,046	7,764
October	5,408	9,158	8,906
November	7,804	10,235	9,952
December	8,731	10,949	11,358
January	9,942	11,671	12,263
February	11,609	12,311	12,263
March	12,440	12,311	12,263
April	12,441	12,311	
May	12,441	12,311	
June	12,441	12,311	

### QUANTITY METRICS (rolling 12 month period)

	Contract Quantity	Contract Base Number	Contract *	Area Team	Region	England
% of all assessments that were assess and fit appliances (case starts)	563	1,094	51.5%	60.2%	57.1%	59.2%
% of all assessments that were assess and refuse	91	1,094	8.3%	9.6%	11.5%	12.0%
% of all assessments that were assess and review	440	1,094	40.2%	30.2%	31.4%	28.8%
% of case starts with a reported IOTN of 3 and Aesthetic Component of 5 or below	2	563	0.4%	0.1%	0.1%	0.1%
% of case starts with a reported IOTN of 3 and Aesthetic Component of 6 or above	22	563	3.9%	3.7%	3.9%	3.9%
% of case starts with a reported IOTN of 4	435	563	77.3%	69.8%	75.9%	77.6%
% of case starts with a reported IOTN of 5	104	563	18.5%	16.1%	17.9%	16.7 %
% of concluded courses in receipt of dual-arch fixed appliances	32	593	5.4%	70.5%	69.5%	72.9%
% of concluded courses where treatment was abandoned or discontinued	18	593	3.0%	6.2%	9.7%	8.7%
% of patients satisfied with the treatment they have received	18	20	90.0%	93.4%	95.2%	95.7%

\* Figures in italics indicate that the base number is less than 100.

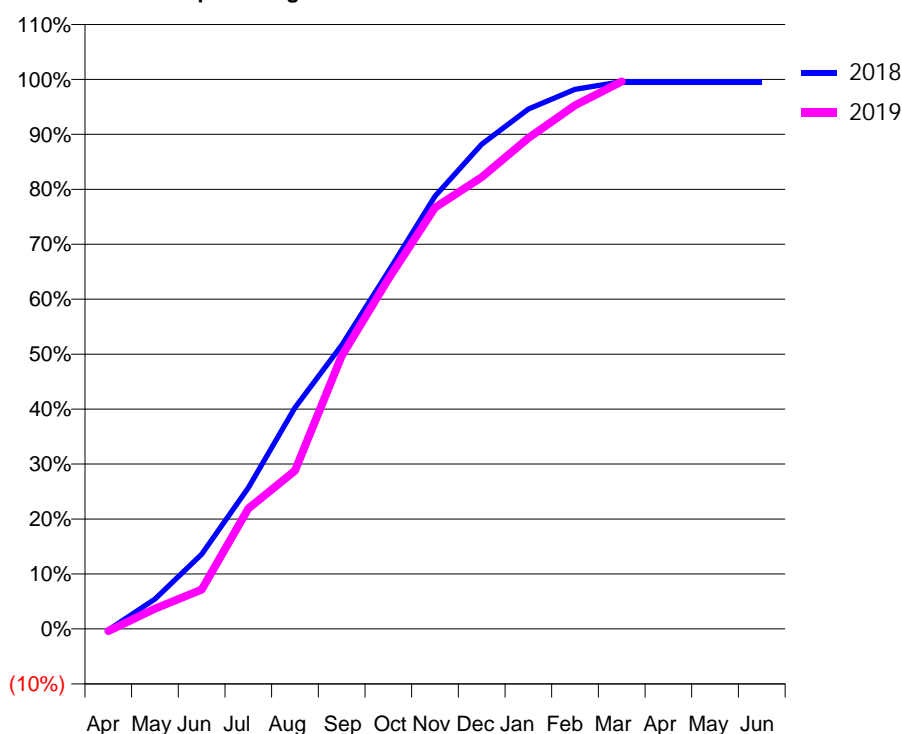
### Q53 - Vital Signs Orthodontic At a Glance Contract Report for 104337/0001 - March 2019

Name or company name	Pinnacle Orthodontics Ltd	18/19 Contracted general activity (UDA)	0
Contract type name	PDS Contract	Carry forward general activity (UDA)	0
Purpose of contract	Orthodontic	18/19 Contracted orthodontic activity (UOA)	7,582
Contract start date	01/03/2015	Carry forward orthodontic activity (UOA)	31
Contract end date	24/07/2020	Baseline contract value	£505,597.33

ACCESS	Contract	England and Wales
24 month ratio of assessments to patient IDs	1.00	1.08

ACTIVITY	Contract
Contract assess and fit appliances (case starts) as a percentage of Area Team case starts	5.1 %

Cumulative percentage of contracted UOA delivered 2018 & 2019



Month	Adjusted Scheduled Activity (UOA)		
	2017	2018	2019
April	34	-15	-31
May	76	411	278
June	257	1,031	542
July	1,352	1,949	1,662
August	2,681	3,053	2,183
September	3,885	3,914	3,765
October	5,132	4,932	4,829
November	6,084	5,970	5,814
December	6,408	6,687	6,232
January	6,871	7,173	6,773
February	7,312	7,446	7,224
March	7,565	7,551	7,552
April	7,565	7,551	
May	7,565	7,551	
June	7,565	7,551	

#### QUANTITY METRICS (rolling 12 month period)

	Contract Quantity	Contract Base Number	Contract *	Area Team	Region	England
% of all assessments that were assess and fit appliances (case starts)	356	548	65.0%	60.2%	57.1%	59.2%
% of all assessments that were assess and refuse	52	548	9.5%	9.6%	11.5%	12.0%
% of all assessments that were assess and review	140	548	25.5%	30.2%	31.4%	28.8%
% of case starts with a reported IOTN of 3 and Aesthetic Component of 5 or below	0	356	N/A	0.1%	0.1%	0.1%
% of case starts with a reported IOTN of 3 and Aesthetic Component of 6 or above	18	356	5.1%	3.7%	3.9%	3.9%
% of case starts with a reported IOTN of 4	285	356	80.1%	69.8%	75.9%	77.6%
% of case starts with a reported IOTN of 5	51	356	14.3%	16.1%	17.9%	16.7 %
% of concluded courses in receipt of dual-arch fixed appliances	258	288	89.6%	70.5%	69.5%	72.9%
% of concluded courses where treatment was abandoned or discontinued	15	288	5.2%	6.2%	9.7%	8.7%
% of patients satisfied with the treatment they have received	3	4	75.0%	93.4%	95.2%	95.7%

\* Figures in italics indicate that the base number is less than 100.

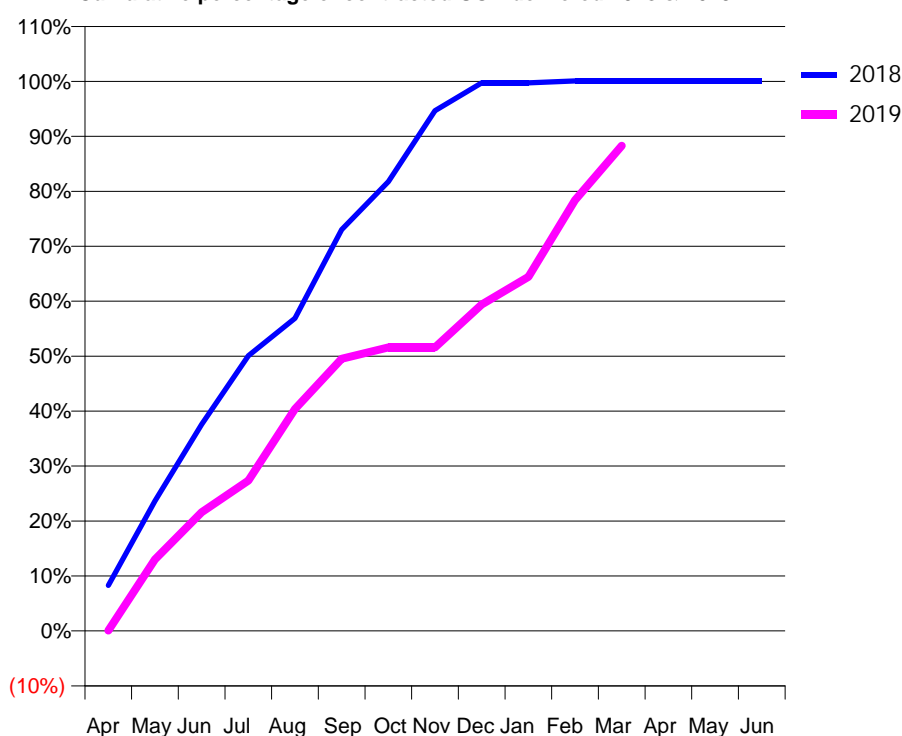
### Q53 - Vital Signs Orthodontic At a Glance Contract Report for 114960/0001 - March 2019

Name or company name	Stratford Orthodontics Limited	18/19 Contracted general activity (UDA)	0
Contract type name	PDS Contract	Carry forward general activity (UDA)	0
Purpose of contract	Orthodontic	18/19 Contracted orthodontic activity (UOA)	12,500
Contract start date	01/08/2014	Carry forward orthodontic activity (UOA)	-12
Contract end date	21/08/2020	Baseline contract value	£833,626.31

ACCESS	Contract	England and Wales
24 month ratio of assessments to patient IDs	1.02	1.08

ACTIVITY	Contract
Contract assess and fit appliances (case starts) as a percentage of Area Team case starts	7.6 %

Cumulative percentage of contracted UOA delivered 2018 & 2019



Month	Adjusted Scheduled Activity (UOA)		
	2017	2018	2019
April	250	1,036	12
May	250	2,957	1,623
June	455	4,698	2,702
July	3,430	6,260	3,421
August	5,647	7,111	5,049
September	6,570	9,128	6,190
October	8,530	10,221	6,449
November	9,185	11,833	6,449
December	11,230	12,467	7,424
January	11,230	12,467	8,055
February	11,892	12,512	9,800
March	12,549	12,512	11,036
April	12,809	12,512	
May	12,831	12,512	
June	13,196	12,512	

### QUANTITY METRICS (rolling 12 month period)

	Contract Quantity	Contract Base Number	Contract *	Area Team	Region	England
% of all assessments that were assess and fit appliances (case starts)	523	771	67.8%	60.2%	57.1%	59.2%
% of all assessments that were assess and refuse	95	771	12.3%	9.6%	11.5%	12.0%
% of all assessments that were assess and review	153	771	19.8%	30.2%	31.4%	28.8%
% of case starts with a reported IOTN of 3 and Aesthetic Component of 5 or below	0	523	N/A	0.1%	0.1%	0.1%
% of case starts with a reported IOTN of 3 and Aesthetic Component of 6 or above	6	523	1.1%	3.7%	3.9%	3.9%
% of case starts with a reported IOTN of 4	400	523	76.5%	69.8%	75.9%	77.6%
% of case starts with a reported IOTN of 5	115	523	22.0%	16.1%	17.9%	16.7 %
% of concluded courses in receipt of dual-arch fixed appliances	499	554	90.1%	70.5%	69.5%	72.9%
% of concluded courses where treatment was abandoned or discontinued	26	554	4.7%	6.2%	9.7%	8.7%
% of patients satisfied with the treatment they have received	13	14	92.9%	93.4%	95.2%	95.7%

\* Figures in italics indicate that the base number is less than 100.

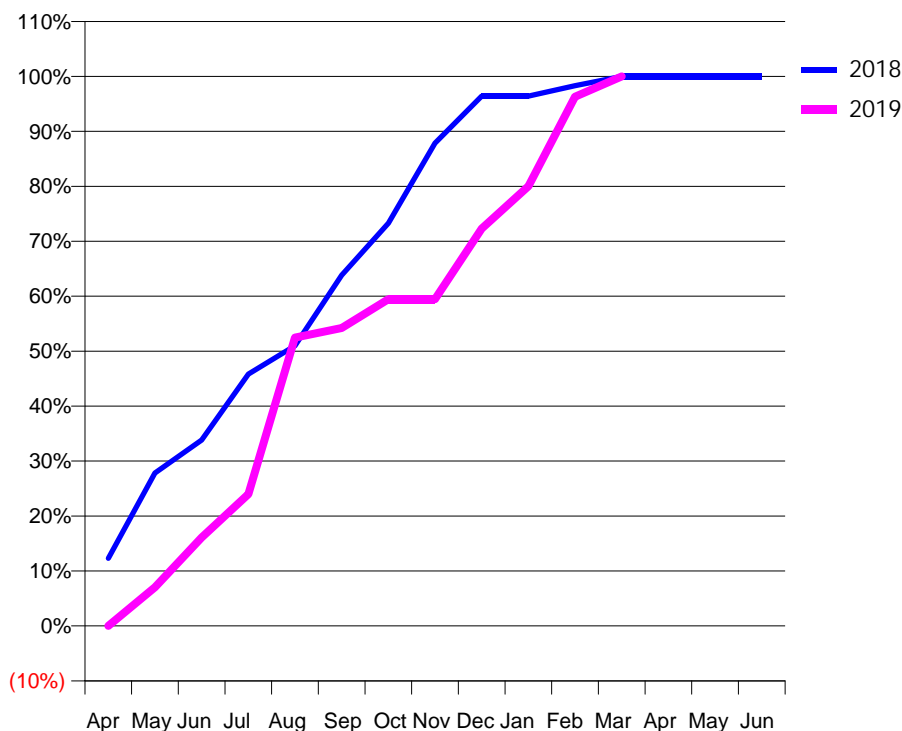
### Q53 - Vital Signs Orthodontic At a Glance Contract Report for 142034/0001 - March 2019

Name or company name	Evesham Orthodontics Limited	18/19 Contracted general activity (UDA)	0
Contract type name	PDS Contract	Carry forward general activity (UDA)	0
Purpose of contract	Orthodontic	18/19 Contracted orthodontic activity (UOA)	2,452
Contract start date	01/06/2015	Carry forward orthodontic activity (UOA)	0
Contract end date	24/07/2020	Baseline contract value	£154,326.52

ACCESS	Contract	England and Wales
24 month ratio of assessments to patient IDs	1.00	1.08

ACTIVITY	Contract
Contract assess and fit appliances (case starts) as a percentage of Area Team case starts	1.7 %

Cumulative percentage of contracted UOA delivered 2018 & 2019



Month	Adjusted Scheduled Activity (UOA)		
	2017	2018	2019
April	43	302	0
May	43	682	172
June	44	829	395
July	583	1,124	588
August	1,115	1,250	1,286
September	1,343	1,565	1,329
October	1,731	1,797	1,458
November	2,172	2,154	1,458
December	2,172	2,364	1,773
January	2,172	2,364	1,962
February	2,471	2,410	2,361
March	2,471	2,452	2,452
April	2,513	2,452	
May	2,513	2,452	
June	2,513	2,452	

#### QUANTITY METRICS (rolling 12 month period)

	Contract Quantity	Contract Base Number	Contract *	Area Team	Region	England
% of all assessments that were assess and fit appliances (case starts)	121	134	90.3%	60.2%	57.1%	59.2%
% of all assessments that were assess and refuse	7	134	5.2%	9.6%	11.5%	12.0%
% of all assessments that were assess and review	6	134	4.5%	30.2%	31.4%	28.8%
% of case starts with a reported IOTN of 3 and Aesthetic Component of 5 or below	0	121	N/A	0.1%	0.1%	0.1%
% of case starts with a reported IOTN of 3 and Aesthetic Component of 6 or above	0	121	N/A	3.7%	3.9%	3.9%
% of case starts with a reported IOTN of 4	91	121	75.2%	69.8%	75.9%	77.6%
% of case starts with a reported IOTN of 5	30	121	24.8%	16.1%	17.9%	16.7 %
% of concluded courses in receipt of dual-arch fixed appliances	100	109	91.7%	70.5%	69.5%	72.9%
% of concluded courses where treatment was abandoned or discontinued	1	109	0.9%	6.2%	9.7%	8.7%
% of patients satisfied with the treatment they have received	2	2	100.0%	93.4%	95.2%	95.7%

\* Figures in italics indicate that the base number is less than 100.

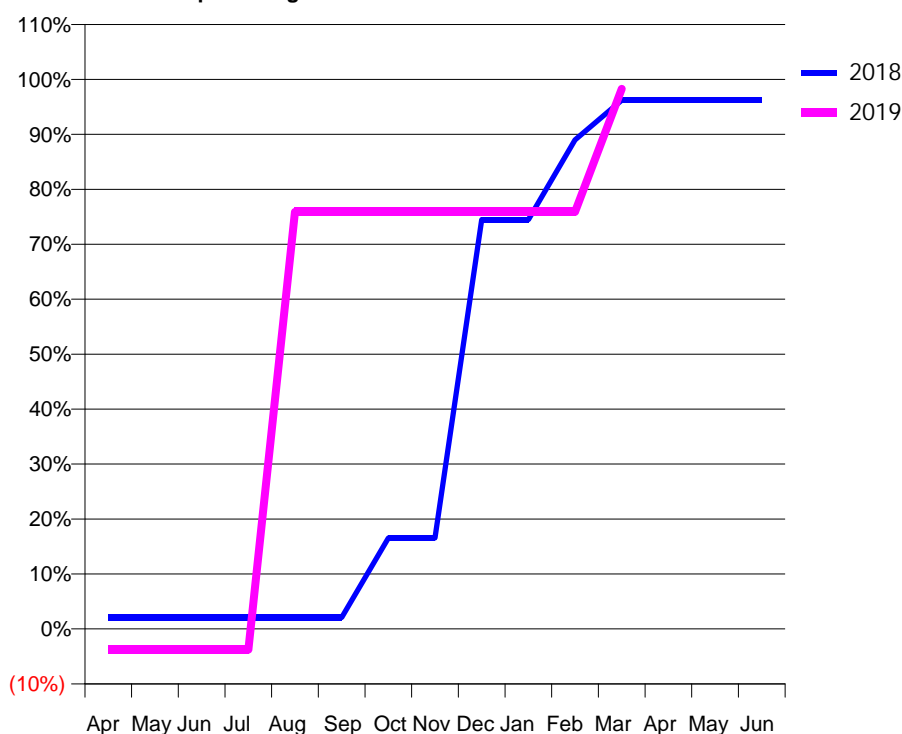
### Q53 - Vital Signs Orthodontic At a Glance Contract Report for 143502/0001 - March 2019

Name or company name	Light Lane Dental Practice	18/19 Contracted general activity (UDA)	22,006
Contract type name	GDS Contract	Carry forward general activity (UDA)	0
Purpose of contract	General and Orthodontic	18/19 Contracted orthodontic activity (UOA)	290
Contract start date	01/10/2015	Carry forward orthodontic activity (UOA)	11
Contract end date		Baseline contract value	£627,276.27

ACCESS	Contract	England and Wales
24 month ratio of assessments to patient IDs	1.00	1.08

ACTIVITY	Contract
Contract assess and fit appliances (case starts) as a percentage of Area Team case starts	0.2 %

Cumulative percentage of contracted UOA delivered 2018 & 2019



Month	Adjusted Scheduled Activity (UOA)		
	2017	2018	2019
April	6	6	-11
May	6	6	-11
June	6	6	-11
July	111	6	-11
August	216	6	220
September	237	6	220
October	258	48	220
November	258	48	220
December	258	216	220
January	258	216	220
February	279	258	220
March	300	279	285
April	300	279	
May	300	279	
June	300	279	

#### QUANTITY METRICS (rolling 12 month period)

	Contract Quantity	Contract Base Number	Contract *	Area Team	Region	England
% of all assessments that were assess and fit appliances (case starts)	14	14	100.0%	60.2%	57.1%	59.2%
% of all assessments that were assess and refuse	0	14	0.0%	9.6%	11.5%	12.0%
% of all assessments that were assess and review	0	14	0.0%	30.2%	31.4%	28.8%
% of case starts with a reported IOTN of 3 and Aesthetic Component of 5 or below	0	14	N/A	0.1%	0.1%	0.1%
% of case starts with a reported IOTN of 3 and Aesthetic Component of 6 or above	0	14	N/A	3.7%	3.9%	3.9%
% of case starts with a reported IOTN of 4	12	14	85.7%	69.8%	75.9%	77.6%
% of case starts with a reported IOTN of 5	2	14	14.3%	16.1%	17.9%	16.7%
% of concluded courses in receipt of dual-arch fixed appliances	0	0	N/A	70.5%	69.5%	72.9%
% of concluded courses where treatment was abandoned or discontinued	0	0	N/A	6.2%	9.7%	8.7%
% of patients satisfied with the treatment they have received	0	0	N/A	93.4%	95.2%	95.7%

\* Figures in italics indicate that the base number is less than 100.



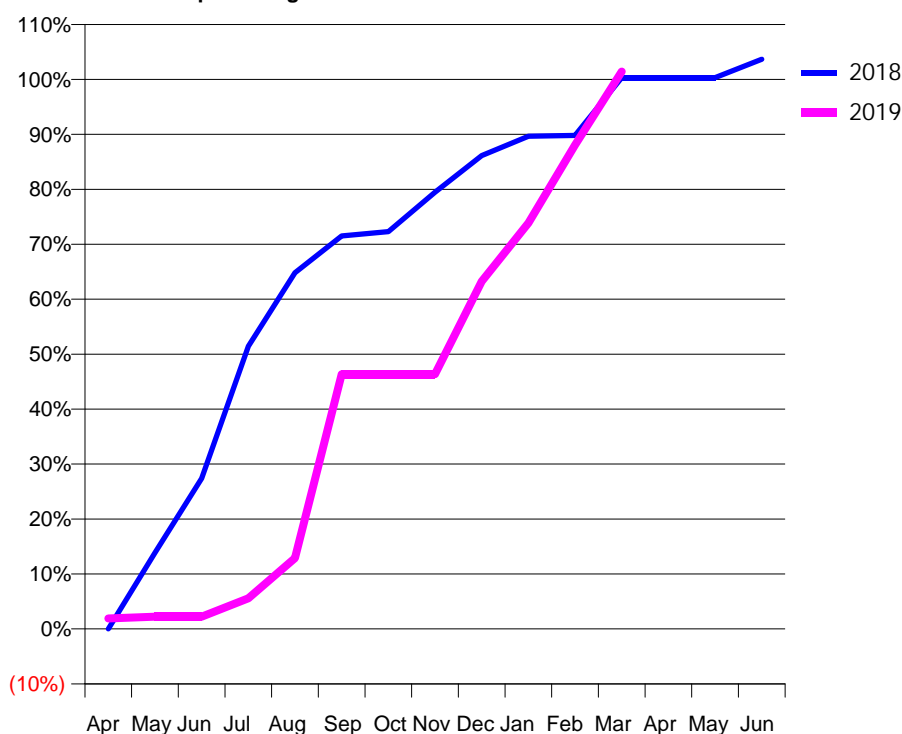
### Q53 - Vital Signs Orthodontic At a Glance Contract Report for 150312/0001 - March 2019

Name or company name	Dorset House Dental	18/19 Contracted general activity (UDA)	21,588
Contract type name	GDS Contract	Carry forward general activity (UDA)	268
Purpose of contract	General and Orthodontic	18/19 Contracted orthodontic activity (UOA)	628
Contract start date	01/04/2015	Carry forward orthodontic activity (UOA)	-12
Contract end date		Baseline contract value	£709,275.92

ACCESS	Contract	England and Wales
24 month ratio of assessments to patient IDs	1.02	1.08

ACTIVITY	Contract
Contract assess and fit appliances (case starts) as a percentage of Area Team case starts	0.4 %

Cumulative percentage of contracted UOA delivered 2018 & 2019



Month	Adjusted Scheduled Activity (UOA)		
	2017	2018	2019
April	55	0	12
May	97	87	14
June	140	172	14
July	330	323	35
August	435	407	81
September	435	449	291
October	459	454	291
November	459	499	291
December	527	541	397
January	528	563	464
February	528	564	553
March	530	630	637
April	551	630	
May	551	630	
June	551	651	

### QUANTITY METRICS (rolling 12 month period)

	Contract Quantity	Contract Base Number	Contract *	Area Team	Region	England
% of all assessments that were assess and fit appliances (case starts)	30	47	63.8%	60.2%	57.1%	59.2%
% of all assessments that were assess and refuse	14	47	29.8%	9.6%	11.5%	12.0%
% of all assessments that were assess and review	3	47	6.4%	30.2%	31.4%	28.8%
% of case starts with a reported IOTN of 3 and Aesthetic Component of 5 or below	0	30	<i>N/A</i>	0.1%	0.1%	0.1%
% of case starts with a reported IOTN of 3 and Aesthetic Component of 6 or above	1	30	3.3%	3.7%	3.9%	3.9%
% of case starts with a reported IOTN of 4	25	30	83.3%	69.8%	75.9%	77.6%
% of case starts with a reported IOTN of 5	4	30	13.3%	16.1%	17.9%	16.7%
% of concluded courses in receipt of dual-arch fixed appliances	0	3	<i>N/A</i>	70.5%	69.5%	72.9%
% of concluded courses where treatment was abandoned or discontinued	1	3	33.3%	6.2%	9.7%	8.7%
% of patients satisfied with the treatment they have received	1	2	50.0%	93.4%	95.2%	95.7%

\* Figures in italics indicate that the base number is less than 100.

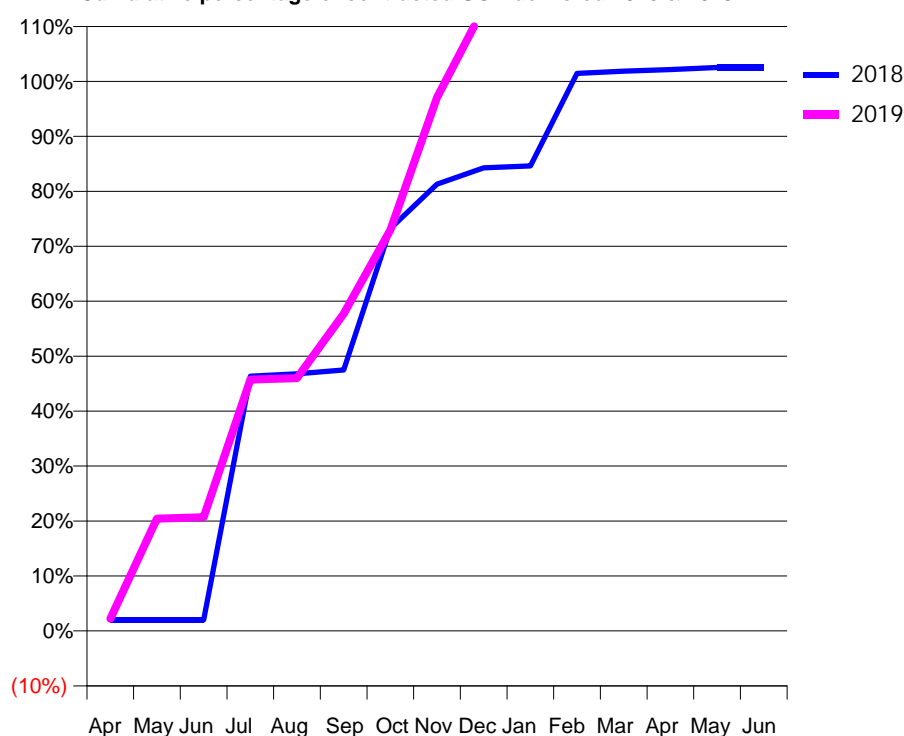
### Q53 - Vital Signs Orthodontic At a Glance Contract Report for 171212/0001 - March 2019

Name or company name	Castle Quay (Hereford) Limited	18/19 Contracted general activity (UDA)	0
Contract type name	PDS Contract	Carry forward general activity (UDA)	0
Purpose of contract	Orthodontic	18/19 Contracted orthodontic activity (UOA)	12,348
Contract start date	01/09/2012	Carry forward orthodontic activity (UOA)	-246
Contract end date	24/07/2020	Baseline contract value	£835,594.46

ACCESS	Contract	England and Wales
24 month ratio of assessments to patient IDs	1.04	1.08

ACTIVITY	Contract
Contract assess and fit appliances (case starts) as a percentage of Area Team case starts	9.3 %

Cumulative percentage of contracted UOA delivered 2018 & 2019



Month	Adjusted Scheduled Activity (UOA)		
	2017	2018	2019
April	774	247	276
May	794	247	2,525
June	4,933	247	2,554
July	4,970	5,721	5,648
August	5,000	5,778	5,680
September	7,142	5,863	7,126
October	10,385	9,041	9,009
November	10,455	10,036	11,985
December	12,288	10,405	13,991
January	13,210	10,447	14,013
February	13,270	12,528	14,030
March	13,281	12,578	14,030
April	13,291	12,615	
May	13,291	12,659	
June	13,291	12,659	

### QUANTITY METRICS (rolling 12 month period)

	Contract Quantity	Contract Base Number	Contract *	Area Team	Region	England
% of all assessments that were assess and fit appliances (case starts)	645	1,115	57.8%	60.2%	57.1%	59.2%
% of all assessments that were assess and refuse	181	1,115	16.2%	9.6%	11.5%	12.0%
% of all assessments that were assess and review	289	1,115	25.9%	30.2%	31.4%	28.8%
% of case starts with a reported IOTN of 3 and Aesthetic Component of 5 or below	0	645	N/A	0.1%	0.1%	0.1%
% of case starts with a reported IOTN of 3 and Aesthetic Component of 6 or above	0	645	N/A	3.7%	3.9%	3.9%
% of case starts with a reported IOTN of 4	1	645	0.2%	69.8%	75.9%	77.6%
% of case starts with a reported IOTN of 5	2	645	0.3%	16.1%	17.9%	16.7%
% of concluded courses in receipt of dual-arch fixed appliances	545	638	85.4%	70.5%	69.5%	72.9%
% of concluded courses where treatment was abandoned or discontinued	77	638	12.1%	6.2%	9.7%	8.7%
% of patients satisfied with the treatment they have received	21	22	95.5%	93.4%	95.2%	95.7%

\* Figures in italics indicate that the base number is less than 100.

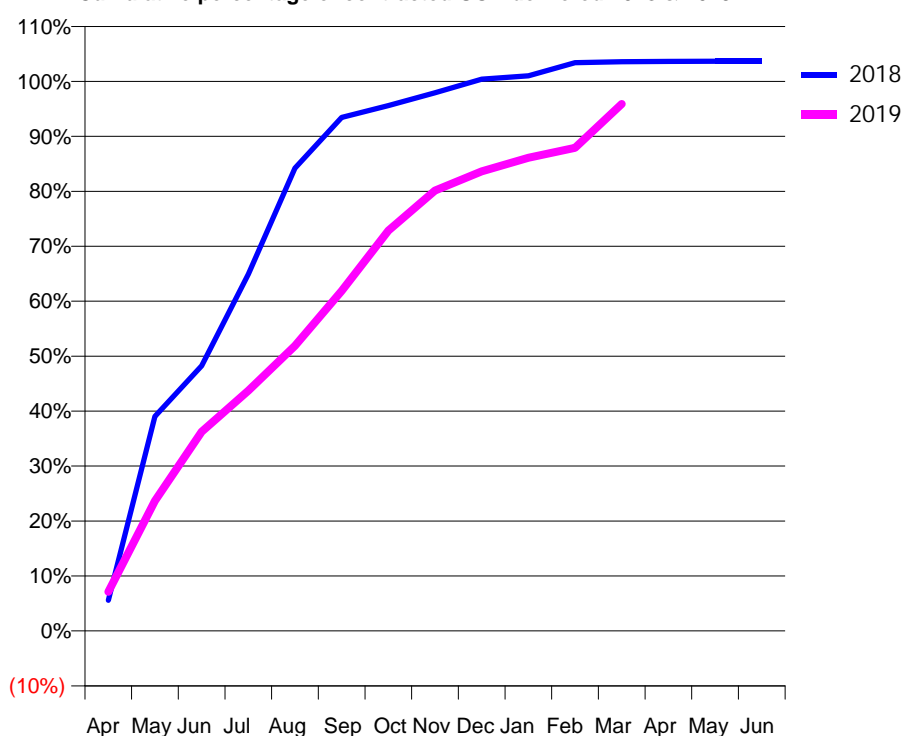
### Q53 - Vital Signs Orthodontic At a Glance Contract Report for 174416/0001 - March 2019

Name or company name	Trinity Gate Ltd.	18/19 Contracted general activity (UDA)	0
Contract type name	PDS Contract	Carry forward general activity (UDA)	0
Purpose of contract	Orthodontic	18/19 Contracted orthodontic activity (UOA)	4,097
Contract start date	01/06/2012	Carry forward orthodontic activity (UOA)	-81
Contract end date	24/07/2020	Baseline contract value	£273,430.13

ACCESS	Contract	England and Wales
24 month ratio of assessments to patient IDs	1.08	1.08

ACTIVITY	Contract
Contract assess and fit appliances (case starts) as a percentage of Area Team case starts	2.5 %

Cumulative percentage of contracted UOA delivered 2018 & 2019



Month	Adjusted Scheduled Activity (UOA)		
	2017	2018	2019
April	83	229	292
May	343	1,599	970
June	2,287	1,977	1,485
July	3,419	2,660	1,791
August	3,897	3,449	2,125
September	4,068	3,828	2,535
October	4,145	3,917	2,985
November	4,166	4,012	3,283
December	4,216	4,114	3,427
January	4,228	4,138	3,528
February	4,247	4,236	3,602
March	4,248	4,243	3,929
April	4,252	4,246	
May	4,254	4,247	
June	4,254	4,247	

### QUANTITY METRICS (rolling 12 month period)

	Contract Quantity	Contract Base Number	Contract *	Area Team	Region	England
% of all assessments that were assess and fit appliances (case starts)	175	371	47.2%	60.2%	57.1%	59.2%
% of all assessments that were assess and refuse	72	371	19.4%	9.6%	11.5%	12.0%
% of all assessments that were assess and review	124	371	33.4%	30.2%	31.4%	28.8%
% of case starts with a reported IOTN of 3 and Aesthetic Component of 5 or below	0	175	N/A	0.1%	0.1%	0.1%
% of case starts with a reported IOTN of 3 and Aesthetic Component of 6 or above	1	175	0.6%	3.7%	3.9%	3.9%
% of case starts with a reported IOTN of 4	148	175	84.6%	69.8%	75.9%	77.6%
% of case starts with a reported IOTN of 5	22	175	12.6%	16.1%	17.9%	16.7 %
% of concluded courses in receipt of dual-arch fixed appliances	123	211	58.3%	70.5%	69.5%	72.9%
% of concluded courses where treatment was abandoned or discontinued	15	211	7.1%	6.2%	9.7%	8.7%
% of patients satisfied with the treatment they have received	3	3	100.0%	93.4%	95.2%	95.7%

\* Figures in italics indicate that the base number is less than 100.

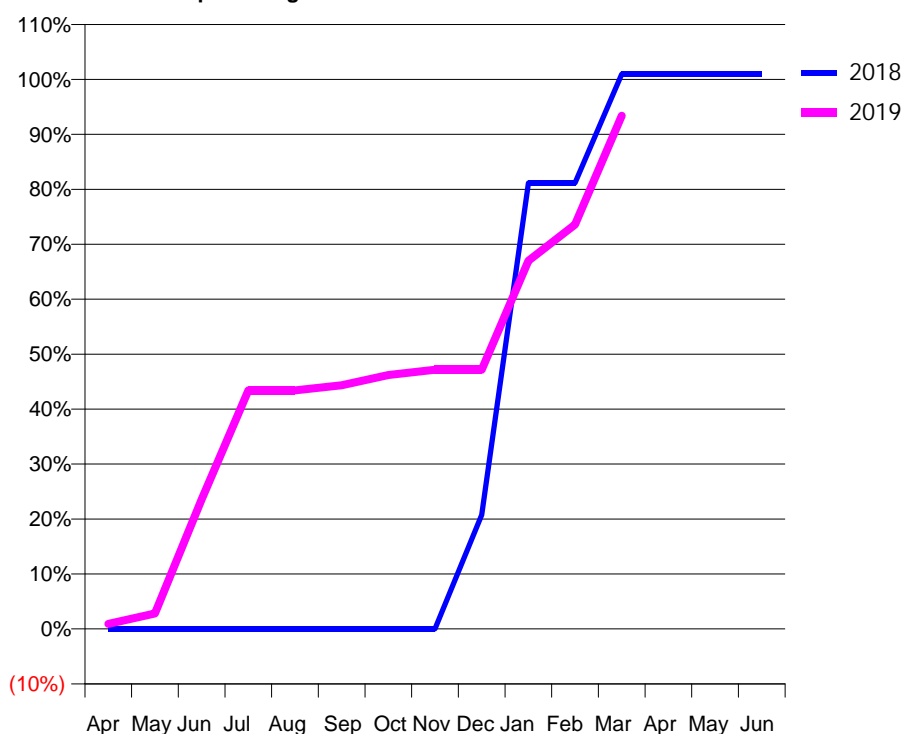
### Q53 - Vital Signs Orthodontic At a Glance Contract Report for 179531/0001 - March 2019

Name or company name	Mr & Mrs Parvis	18/19 Contracted general activity (UDA)	14,510
Contract type name	GDS Contract	Carry forward general activity (UDA)	-1
Purpose of contract	General and Orthodontic	18/19 Contracted orthodontic activity (UOA)	106
Contract start date	01/07/2013	Carry forward orthodontic activity (UOA)	-1
Contract end date		Baseline contract value	£371,912.24

ACCESS	Contract	England and Wales
24 month ratio of assessments to patient IDs	1.02	1.08

ACTIVITY	Contract
Contract assess and fit appliances (case starts) as a percentage of Area Team case starts	0.0 %

Cumulative percentage of contracted UOA delivered 2018 & 2019



Month	Adjusted Scheduled Activity (UOA)		
	2017	2018	2019
April	1	0	1
May	22	0	3
June	22	0	25
July	65	0	46
August	88	0	46
September	94	0	47
October	94	0	49
November	97	0	50
December	102	22	50
January	104	86	71
February	105	86	78
March	106	107	99
April	106	107	
May	106	107	
June	106	107	

#### QUANTITY METRICS (rolling 12 month period)

	Contract Quantity	Contract Base Number	Contract *	Area Team	Region	England
% of all assessments that were assess and fit appliances (case starts)	3	38	7.9%	60.2%	57.1%	59.2%
% of all assessments that were assess and refuse	6	38	15.8%	9.6%	11.5%	12.0%
% of all assessments that were assess and review	29	38	76.3%	30.2%	31.4%	28.8%
% of case starts with a reported IOTN of 3 and Aesthetic Component of 5 or below	0	3	N/A	0.1%	0.1%	0.1%
% of case starts with a reported IOTN of 3 and Aesthetic Component of 6 or above	1	3	33.3%	3.7%	3.9%	3.9%
% of case starts with a reported IOTN of 4	2	3	66.7%	69.8%	75.9%	77.6%
% of case starts with a reported IOTN of 5	0	3	N/A	16.1%	17.9%	16.7%
% of concluded courses in receipt of dual-arch fixed appliances	0	3	N/A	70.5%	69.5%	72.9%
% of concluded courses where treatment was abandoned or discontinued	0	3	0.0%	6.2%	9.7%	8.7%
% of patients satisfied with the treatment they have received	0	0	N/A	93.4%	95.2%	95.7%

\* Figures in italics indicate that the base number is less than 100.

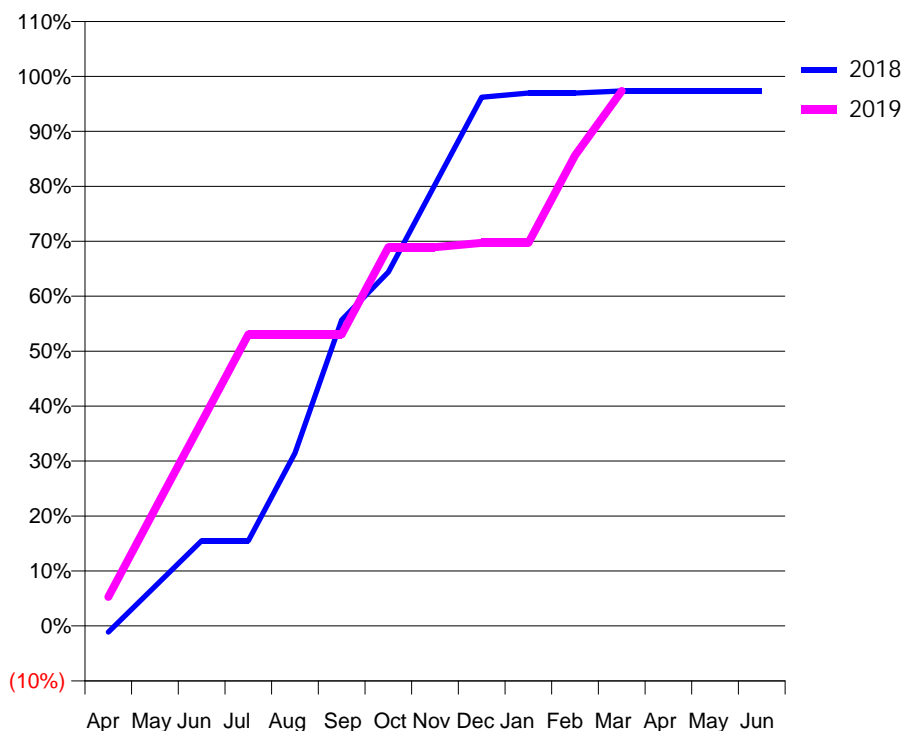
### Q53 - Vital Signs Orthodontic At a Glance Contract Report for 179531/0002 - March 2019

Name or company name	Mr & Mrs Parvis	18/19 Contracted general activity (UDA)	16,334
Contract type name	GDS Contract	Carry forward general activity (UDA)	-35
Purpose of contract	General and Orthodontic	18/19 Contracted orthodontic activity (UOA)	264
Contract start date	01/07/2013	Carry forward orthodontic activity (UOA)	7
Contract end date		Baseline contract value	£440,477.36

ACCESS	Contract	England and Wales
24 month ratio of assessments to patient IDs	1.10	1.08

ACTIVITY	Contract
Contract assess and fit appliances (case starts) as a percentage of Area Team case starts	0.2 %

Cumulative percentage of contracted UOA delivered 2018 & 2019



Month	Adjusted Scheduled Activity (UOA)		
	2017	2018	2019
April	-2	-3	14
May	40	19	56
June	61	41	98
July	103	41	140
August	124	83	140
September	126	147	140
October	126	170	182
November	130	212	182
December	225	254	184
January	229	256	184
February	258	256	226
March	261	257	257
April	261	257	
May	261	257	
June	261	257	

#### QUANTITY METRICS (rolling 12 month period)

	Contract Quantity	Contract Base Number	Contract *	Area Team	Region	England
% of all assessments that were assess and fit appliances (case starts)	12	24	50.0%	60.2%	57.1%	59.2%
% of all assessments that were assess and refuse	2	24	8.3%	9.6%	11.5%	12.0%
% of all assessments that were assess and review	10	24	41.7%	30.2%	31.4%	28.8%
% of case starts with a reported IOTN of 3 and Aesthetic Component of 5 or below	0	12	<i>N/A</i>	0.1%	0.1%	0.1%
% of case starts with a reported IOTN of 3 and Aesthetic Component of 6 or above	2	12	16.7%	3.7%	3.9%	3.9%
% of case starts with a reported IOTN of 4	8	12	66.7%	69.8%	75.9%	77.6%
% of case starts with a reported IOTN of 5	1	12	8.3%	16.1%	17.9%	16.7%
% of concluded courses in receipt of dual-arch fixed appliances	4	17	23.5%	70.5%	69.5%	72.9%
% of concluded courses where treatment was abandoned or discontinued	1	17	5.9%	6.2%	9.7%	8.7%
% of patients satisfied with the treatment they have received	0	0	<i>N/A</i>	93.4%	95.2%	95.7%

\* Figures in italics indicate that the base number is less than 100.

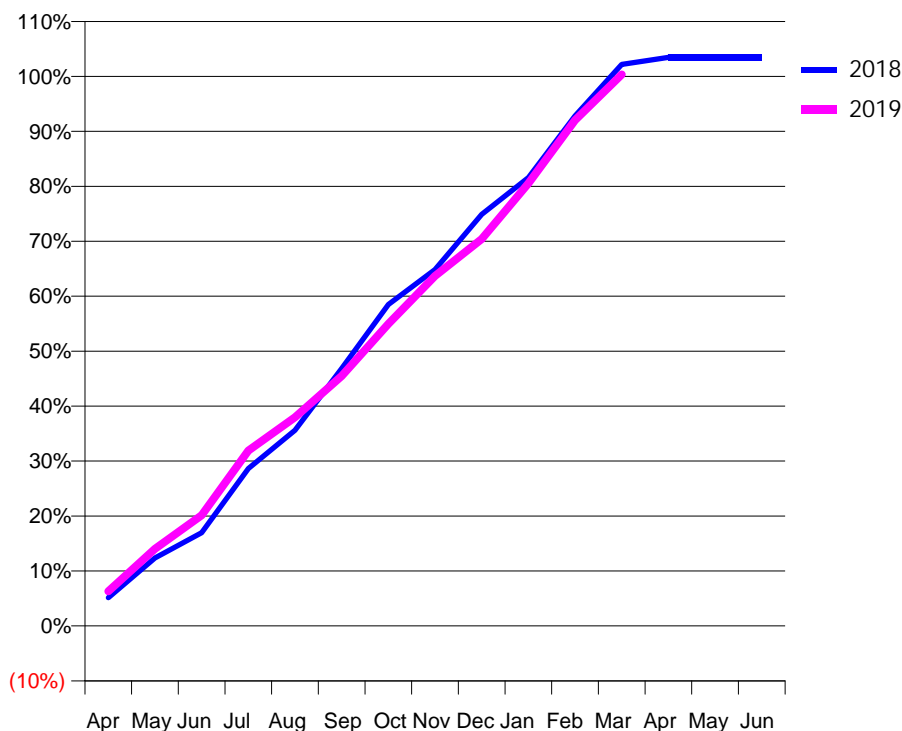
### Q53 - Vital Signs Orthodontic At a Glance Contract Report for 193143/0002 - March 2019

Name or company name	Orthodontics for you (Bromsgrove) Limited	18/19 Contracted general activity (UDA)	0
Contract type name	PDS Contract	Carry forward general activity (UDA)	0
Purpose of contract	Orthodontic	18/19 Contracted orthodontic activity (UOA)	6,467
Contract start date	01/06/2007	Carry forward orthodontic activity (UOA)	-129
Contract end date	24/07/2020	Baseline contract value	£431,179.41

ACCESS	Contract	England and Wales
24 month ratio of assessments to patient IDs	1.15	1.08

ACTIVITY	Contract
Contract assess and fit appliances (case starts) as a percentage of Area Team case starts	4.2 %

Cumulative percentage of contracted UOA delivered 2018 & 2019



Month	Adjusted Scheduled Activity (UOA)		
	2017	2018	2019
April	520	334	409
May	927	800	908
June	1,322	1,098	1,302
July	1,867	1,853	2,063
August	2,401	2,303	2,455
September	2,962	3,030	2,940
October	3,462	3,783	3,556
November	4,240	4,194	4,117
December	4,870	4,844	4,553
January	5,477	5,275	5,208
February	6,004	6,000	5,950
March	6,586	6,608	6,488
April	6,640	6,691	
May	6,640	6,691	
June	6,640	6,691	

### QUANTITY METRICS (rolling 12 month period)

	Contract Quantity	Contract Base Number	Contract *	Area Team	Region	England
% of all assessments that were assess and fit appliances (case starts)	291	816	35.7%	60.2%	57.1%	59.2%
% of all assessments that were assess and refuse	105	816	12.9%	9.6%	11.5%	12.0%
% of all assessments that were assess and review	420	816	51.5%	30.2%	31.4%	28.8%
% of case starts with a reported IOTN of 3 and Aesthetic Component of 5 or below	0	291	N/A	0.1%	0.1%	0.1%
% of case starts with a reported IOTN of 3 and Aesthetic Component of 6 or above	12	291	4.1%	3.7%	3.9%	3.9%
% of case starts with a reported IOTN of 4	193	291	66.3%	69.8%	75.9%	77.6%
% of case starts with a reported IOTN of 5	74	291	25.4%	16.1%	17.9%	16.7 %
% of concluded courses in receipt of dual-arch fixed appliances	183	226	81.0%	70.5%	69.5%	72.9%
% of concluded courses where treatment was abandoned or discontinued	17	226	7.5%	6.2%	9.7%	8.7%
% of patients satisfied with the treatment they have received	6	6	100.0%	93.4%	95.2%	95.7%

\* Figures in italics indicate that the base number is less than 100.

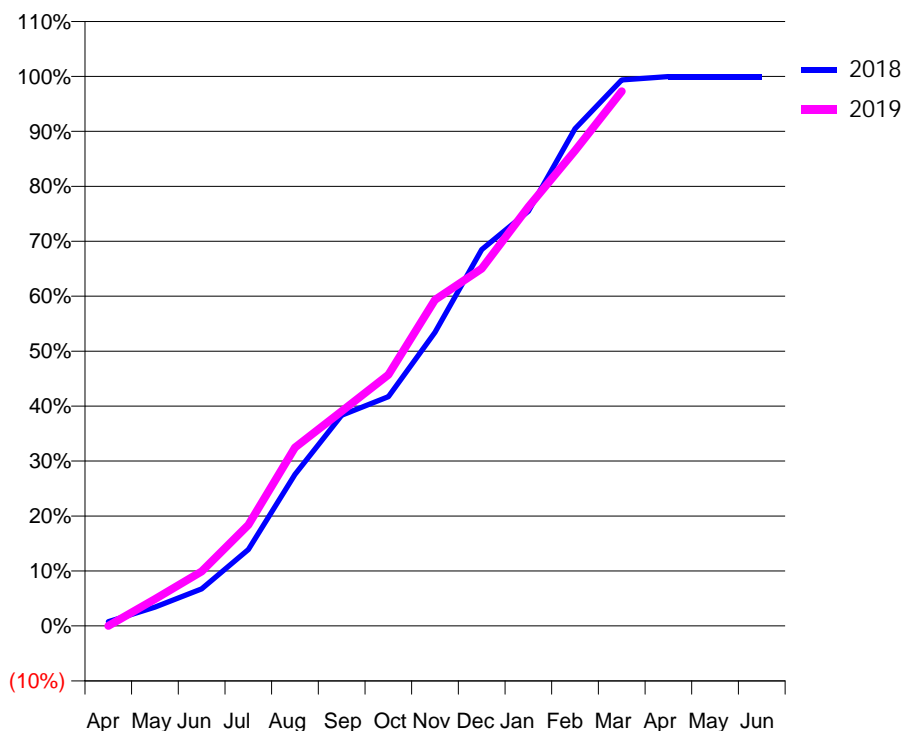
### Q53 - Vital Signs Orthodontic At a Glance Contract Report for 198641/0001 - March 2019

Name or company name	Pinnacle Orthodontics	18/19 Contracted general activity (UDA)	0
Contract type name	PDS Contract	Carry forward general activity (UDA)	0
Purpose of contract	Orthodontic	18/19 Contracted orthodontic activity (UOA)	16,512
Contract start date	01/10/2012	Carry forward orthodontic activity (UOA)	4
Contract end date	21/08/2020	Baseline contract value	£1,139,987.85

ACCESS	Contract	England and Wales
24 month ratio of assessments to patient IDs	1.04	1.08

ACTIVITY	Contract
Contract assess and fit appliances (case starts) as a percentage of Area Team case starts	11.0 %

Cumulative percentage of contracted UOA delivered 2018 & 2019



Month	Adjusted Scheduled Activity (UOA)		
	2017	2018	2019
April	188	127	-4
May	691	568	806
June	1,165	1,114	1,637
July	2,283	2,299	3,035
August	3,122	4,553	5,361
September	4,836	6,329	6,451
October	5,733	6,888	7,549
November	7,892	8,822	9,801
December	10,256	11,307	10,737
January	11,644	12,459	12,590
February	13,745	14,941	14,277
March	15,976	16,403	16,061
April	16,512	16,508	
May	16,512	16,508	
June	16,512	16,508	

#### QUANTITY METRICS (rolling 12 month period)

	Contract Quantity	Contract Base Number	Contract *	Area Team	Region	England
% of all assessments that were assess and fit appliances (case starts)	762	1,080	70.6%	60.2%	57.1%	59.2%
% of all assessments that were assess and refuse	73	1,080	6.8%	9.6%	11.5%	12.0%
% of all assessments that were assess and review	245	1,080	22.7%	30.2%	31.4%	28.8%
% of case starts with a reported IOTN of 3 and Aesthetic Component of 5 or below	0	762	N/A	0.1%	0.1%	0.1%
% of case starts with a reported IOTN of 3 and Aesthetic Component of 6 or above	34	762	4.5%	3.7%	3.9%	3.9%
% of case starts with a reported IOTN of 4	591	762	77.6%	69.8%	75.9%	77.6%
% of case starts with a reported IOTN of 5	136	762	17.8%	16.1%	17.9%	16.7%
% of concluded courses in receipt of dual-arch fixed appliances	550	627	87.7%	70.5%	69.5%	72.9%
% of concluded courses where treatment was abandoned or discontinued	55	627	8.8%	6.2%	9.7%	8.7%
% of patients satisfied with the treatment they have received	8	8	100.0%	93.4%	95.2%	95.7%

\* Figures in italics indicate that the base number is less than 100.

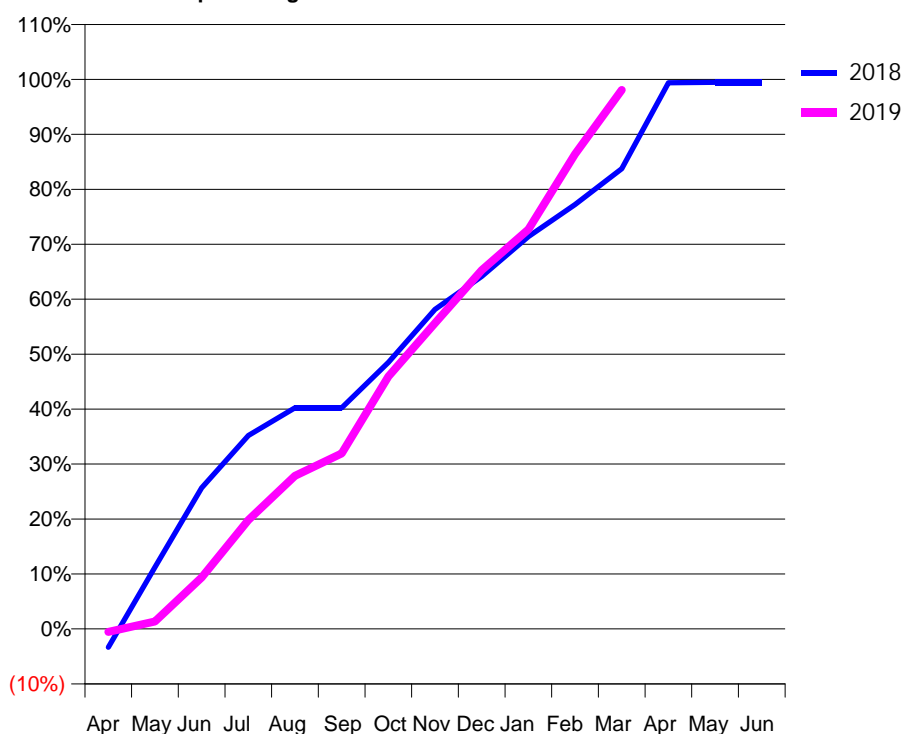
### Q53 - Vital Signs Orthodontic At a Glance Contract Report for 239984/0001 - March 2019

Name or company name	Old Square Orthodontics Limited	18/19 Contracted general activity (UDA)	0
Contract type name	PDS Contract	Carry forward general activity (UDA)	0
Purpose of contract	Orthodontic	18/19 Contracted orthodontic activity (UOA)	2,716
Contract start date	01/04/2006	Carry forward orthodontic activity (UOA)	15
Contract end date	21/08/2020	Baseline contract value	£181,133.30

ACCESS	Contract	England and Wales
24 month ratio of assessments to patient IDs	1.04	1.08

ACTIVITY	Contract
Contract assess and fit appliances (case starts) as a percentage of Area Team case starts	2.1 %

Cumulative percentage of contracted UOA delivered 2018 & 2019



Month	Adjusted Scheduled Activity (UOA)		
	2017	2018	2019
April	-33	-91	-15
May	242	305	37
June	357	697	254
July	652	956	538
August	839	1,093	757
September	887	1,093	867
October	1,166	1,317	1,248
November	1,570	1,579	1,511
December	1,860	1,742	1,773
January	2,223	1,939	1,975
February	2,609	2,097	2,346
March	2,617	2,274	2,664
April	2,625	2,699	
May	2,625	2,701	
June	2,625	2,701	

#### QUANTITY METRICS (rolling 12 month period)

	Contract Quantity	Contract Base Number	Contract *	Area Team	Region	England
% of all assessments that were assess and fit appliances (case starts)	145	274	52.9%	60.2%	57.1%	59.2%
% of all assessments that were assess and refuse	30	274	10.9%	9.6%	11.5%	12.0%
% of all assessments that were assess and review	99	274	36.1%	30.2%	31.4%	28.8%
% of case starts with a reported IOTN of 3 and Aesthetic Component of 5 or below	0	145	N/A	0.1%	0.1%	0.1%
% of case starts with a reported IOTN of 3 and Aesthetic Component of 6 or above	2	145	1.4%	3.7%	3.9%	3.9%
% of case starts with a reported IOTN of 4	114	145	78.6%	69.8%	75.9%	77.6%
% of case starts with a reported IOTN of 5	24	145	16.6%	16.1%	17.9%	16.7%
% of concluded courses in receipt of dual-arch fixed appliances	9	128	7.0%	70.5%	69.5%	72.9%
% of concluded courses where treatment was abandoned or discontinued	16	128	12.5%	6.2%	9.7%	8.7%
% of patients satisfied with the treatment they have received	4	4	100.0%	93.4%	95.2%	95.7%

\* Figures in italics indicate that the base number is less than 100.



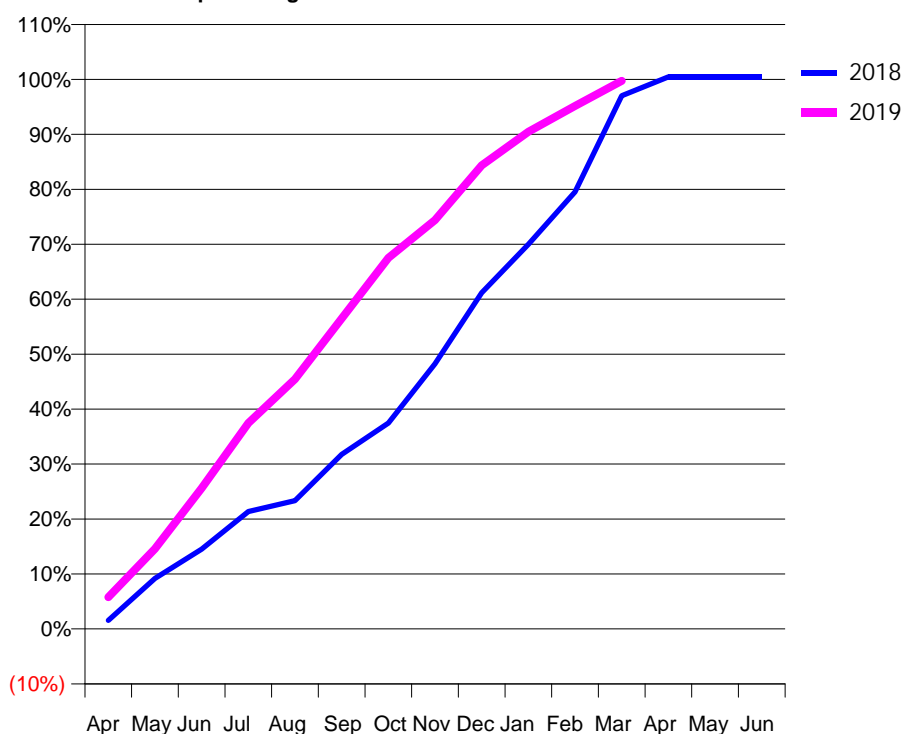
### Q53 - Vital Signs Orthodontic At a Glance Contract Report for 243868/0006 - March 2019

Name or company name	HOLYWELL HOUSE ORTHODONTICS LIMITED	18/19 Contracted general activity (UDA)	0
Contract type name	PDS Contract	Carry forward general activity (UDA)	0
Purpose of contract	Orthodontic	18/19 Contracted orthodontic activity (UOA)	5,516
Contract start date	01/04/2007	Carry forward orthodontic activity (UOA)	-25
Contract end date	21/08/2020	Baseline contract value	£367,868.43

ACCESS	Contract	England and Wales
24 month ratio of assessments to patient IDs	1.01	1.08

ACTIVITY	Contract
Contract assess and fit appliances (case starts) as a percentage of Area Team case starts	4.1 %

Cumulative percentage of contracted UOA delivered 2018 & 2019



Month	Adjusted Scheduled Activity (UOA)		
	2017	2018	2019
April	109	87	319
May	785	507	804
June	1,478	801	1,413
July	2,215	1,179	2,066
August	2,509	1,288	2,507
September	2,994	1,751	3,116
October	3,435	2,068	3,725
November	3,729	2,660	4,103
December	4,254	3,374	4,653
January	4,426	3,861	4,991
February	4,658	4,386	5,249
March	5,204	5,352	5,501
April	5,519	5,541	
May	5,519	5,541	
June	5,519	5,541	

### QUANTITY METRICS (rolling 12 month period)

	Contract Quantity	Contract Base Number	Contract *	Area Team	Region	England
% of all assessments that were assess and fit appliances (case starts)	283	283	100.0%	60.2%	57.1%	59.2%
% of all assessments that were assess and refuse	0	283	0.0%	9.6%	11.5%	12.0%
% of all assessments that were assess and review	0	283	0.0%	30.2%	31.4%	28.8%
% of case starts with a reported IOTN of 3 and Aesthetic Component of 5 or below	0	283	N/A	0.1%	0.1%	0.1%
% of case starts with a reported IOTN of 3 and Aesthetic Component of 6 or above	1	283	0.4%	3.7%	3.9%	3.9%
% of case starts with a reported IOTN of 4	224	283	79.2%	69.8%	75.9%	77.6%
% of case starts with a reported IOTN of 5	58	283	20.5%	16.1%	17.9%	16.7 %
% of concluded courses in receipt of dual-arch fixed appliances	20	210	9.5%	70.5%	69.5%	72.9%
% of concluded courses where treatment was abandoned or discontinued	9	210	4.3%	6.2%	9.7%	8.7%
% of patients satisfied with the treatment they have received	3	4	75.0%	93.4%	95.2%	95.7%

\* Figures in italics indicate that the base number is less than 100.

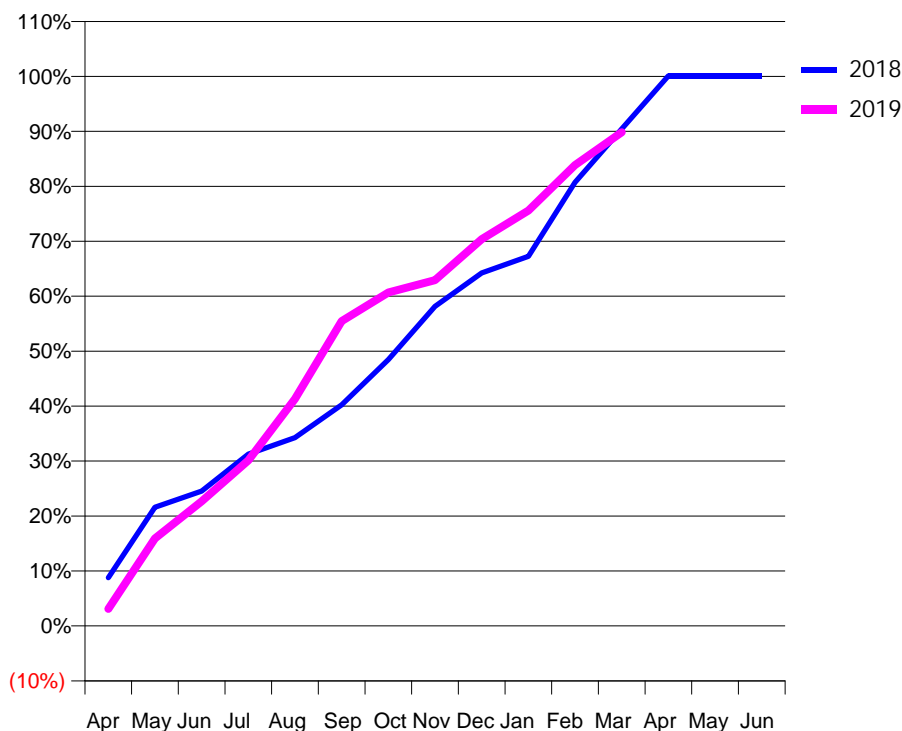
### Q53 - Vital Signs Orthodontic At a Glance Contract Report for 243868/0009 - March 2019

Name or company name	HOLYWELL HOUSE ORTHODONTICS LIMITED	18/19 Contracted general activity (UDA)	0
Contract type name	PDS Contract	Carry forward general activity (UDA)	0
Purpose of contract	Orthodontic	18/19 Contracted orthodontic activity (UOA)	2,818
Contract start date	01/10/2008	Carry forward orthodontic activity (UOA)	-3
Contract end date	21/08/2020	Baseline contract value	£187,935.69

ACCESS	Contract	England and Wales
24 month ratio of assessments to patient IDs	1.00	1.08

ACTIVITY	Contract
Contract assess and fit appliances (case starts) as a percentage of Area Team case starts	1.9 %

Cumulative percentage of contracted UOA delivered 2018 & 2019



Month	Adjusted Scheduled Activity (UOA)		
	2017	2018	2019
April	204	247	87
May	523	608	448
June	523	692	639
July	951	881	849
August	1,162	965	1,164
September	1,313	1,134	1,563
October	1,737	1,366	1,710
November	2,053	1,639	1,773
December	2,330	1,810	1,983
January	2,505	1,895	2,130
February	2,611	2,275	2,363
March	2,996	2,548	2,531
April	3,017	2,821	
May	3,017	2,821	
June	3,017	2,821	

### QUANTITY METRICS (rolling 12 month period)

	Contract Quantity	Contract Base Number	Contract *	Area Team	Region	England
% of all assessments that were assess and fit appliances (case starts)	134	134	100.0%	60.2%	57.1%	59.2%
% of all assessments that were assess and refuse	0	134	0.0%	9.6%	11.5%	12.0%
% of all assessments that were assess and review	0	134	0.0%	30.2%	31.4%	28.8%
% of case starts with a reported IOTN of 3 and Aesthetic Component of 5 or below	0	134	N/A	0.1%	0.1%	0.1%
% of case starts with a reported IOTN of 3 and Aesthetic Component of 6 or above	1	134	0.7%	3.7%	3.9%	3.9%
% of case starts with a reported IOTN of 4	106	134	79.1%	69.8%	75.9%	77.6%
% of case starts with a reported IOTN of 5	27	134	20.1%	16.1%	17.9%	16.7 %
% of concluded courses in receipt of dual-arch fixed appliances	8	113	7.1%	70.5%	69.5%	72.9%
% of concluded courses where treatment was abandoned or discontinued	9	113	8.0%	6.2%	9.7%	8.7%
% of patients satisfied with the treatment they have received	4	4	100.0%	93.4%	95.2%	95.7%

\* Figures in italics indicate that the base number is less than 100.

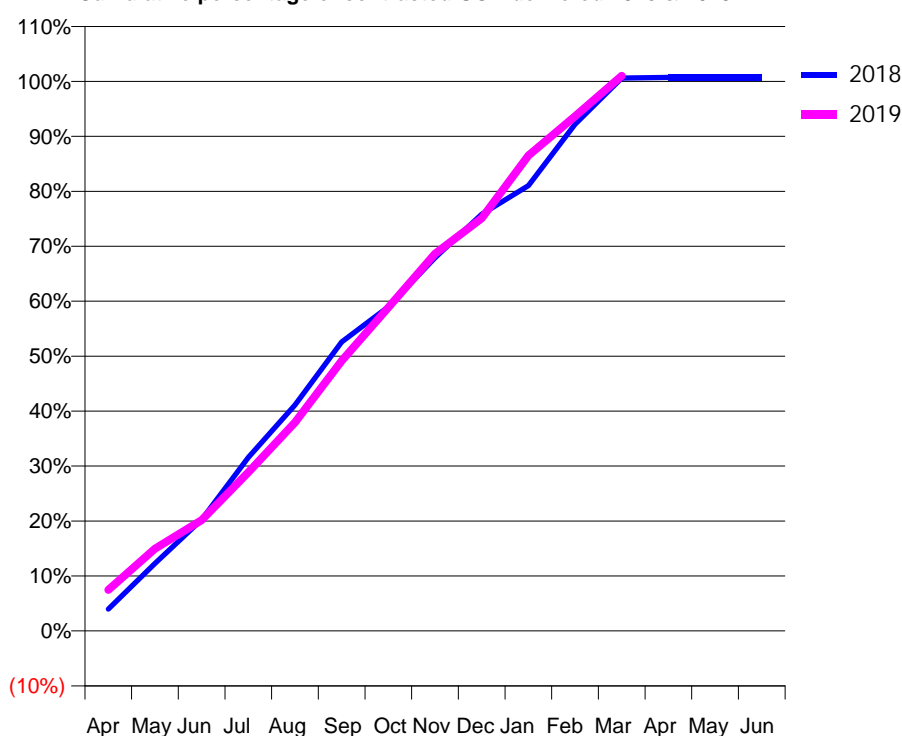
### Q53 - Vital Signs Orthodontic At a Glance Contract Report for 274895/0001 - March 2019

Name or company name	Accessible Orthodontics (AD) Ltd	18/19 Contracted general activity (UDA)	0
Contract type name	PDS Contract	Carry forward general activity (UDA)	0
Purpose of contract	Orthodontic	18/19 Contracted orthodontic activity (UOA)	17,407
Contract start date	01/04/2006	Carry forward orthodontic activity (UOA)	-126
Contract end date	21/08/2020	Baseline contract value	£1,160,893.02

ACCESS	Contract	England and Wales
24 month ratio of assessments to patient IDs	1.04	1.08

ACTIVITY	Contract
Contract assess and fit appliances (case starts) as a percentage of Area Team case starts	11.7 %

Cumulative percentage of contracted UOA delivered 2018 & 2019



Month	Adjusted Scheduled Activity (UOA)		
	2017	2018	2019
April	336	690	1,302
May	1,662	2,135	2,604
June	2,600	3,523	3,513
July	4,716	5,498	5,025
August	6,212	7,157	6,603
September	7,265	9,152	8,557
October	9,229	10,265	10,244
November	11,165	11,819	11,946
December	12,837	13,199	13,073
January	13,710	14,108	15,057
February	15,726	16,044	16,299
March	17,406	17,512	17,581
April	17,574	17,533	
May	17,574	17,533	
June	17,574	17,533	

#### QUANTITY METRICS (rolling 12 month period)

	Contract Quantity	Contract Base Number	Contract *	Area Team	Region	England
% of all assessments that were assess and fit appliances (case starts)	811	1,298	62.5%	60.2%	57.1%	59.2%
% of all assessments that were assess and refuse	0	1,298	0.0%	9.6%	11.5%	12.0%
% of all assessments that were assess and review	487	1,298	37.5%	30.2%	31.4%	28.8%
% of case starts with a reported IOTN of 3 and Aesthetic Component of 5 or below	1	811	0.1%	0.1%	0.1%	0.1%
% of case starts with a reported IOTN of 3 and Aesthetic Component of 6 or above	72	811	8.9%	3.7%	3.9%	3.9%
% of case starts with a reported IOTN of 4	592	811	73.0%	69.8%	75.9%	77.6%
% of case starts with a reported IOTN of 5	146	811	18.0%	16.1%	17.9%	16.7 %
% of concluded courses in receipt of dual-arch fixed appliances	826	832	99.3%	70.5%	69.5%	72.9%
% of concluded courses where treatment was abandoned or discontinued	4	832	0.5%	6.2%	9.7%	8.7%
% of patients satisfied with the treatment they have received	7	7	100.0%	93.4%	95.2%	95.7%

\* Figures in italics indicate that the base number is less than 100.

### Q53 - Vital Signs Orthodontic At a Glance Contract Report for 325708/0006 - March 2019

Name or company name	Balbir S Bhandal, Amrik S Bhandal & Baljit S Bhandal
Contract type name	GDS Contract
Purpose of contract	General and Orthodontic
Contract start date	01/04/2006
Contract end date	

18/19 Contracted general activity (UDA)	23,158
Carry forward general activity (UDA)	264
18/19 Contracted orthodontic activity (UOA)	203
Carry forward orthodontic activity (UOA)	8
Baseline contract value	£564,747.65

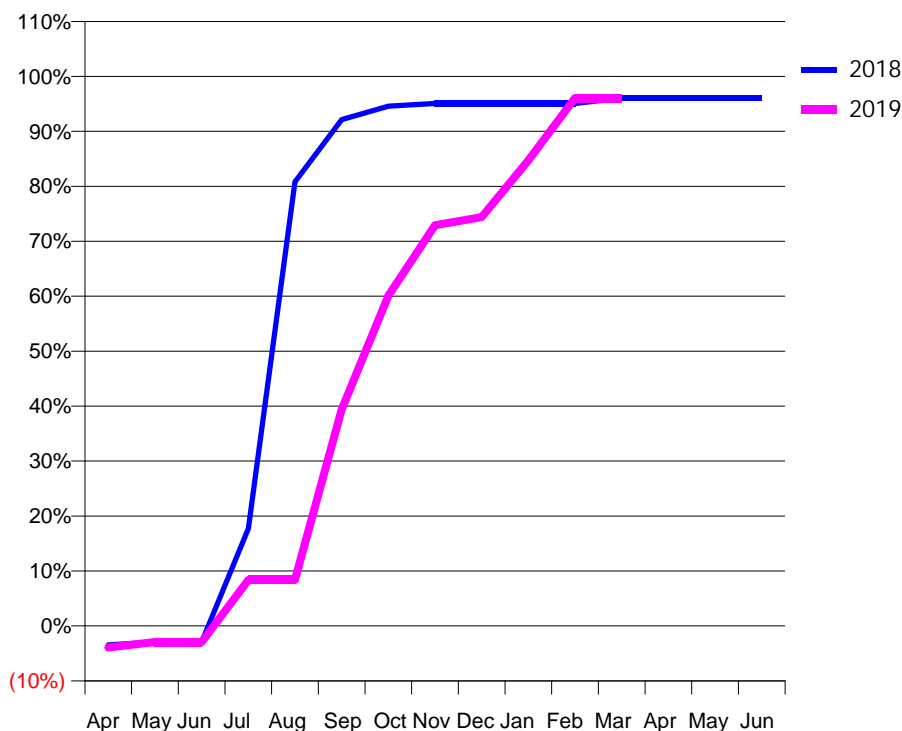
#### ACCESS

	Contract	England and Wales
24 month ratio of assessments to patient IDs	1.08	1.08

#### ACTIVITY

	Contract
Contract assess and fit appliances (case starts) as a percentage of Area Team case starts	0.1 %

Cumulative percentage of contracted UOA delivered 2018 & 2019



Adjusted Scheduled Activity (UOA)

Month	2017	2018	2019
April	5	-7	-8
May	110	-6	-6
June	110	-6	-6
July	174	36	17
August	174	164	17
September	174	187	80
October	174	192	122
November	174	193	148
December	195	193	151
January	195	193	172
February	195	193	195
March	196	195	195
April	196	195	
May	196	195	
June	196	195	

#### QUANTITY METRICS (rolling 12 month period)

	Contract Quantity	Contract Base Number	Contract *	Area Team	Region	England
% of all assessments that were assess and fit appliances (case starts)	9	23	39.1%	60.2%	57.1%	59.2%
% of all assessments that were assess and refuse	5	23	21.7%	9.6%	11.5%	12.0%
% of all assessments that were assess and review	9	23	39.1%	30.2%	31.4%	28.8%
% of case starts with a reported IOTN of 3 and Aesthetic Component of 5 or below	0	9	<i>N/A</i>	0.1%	0.1%	0.1%
% of case starts with a reported IOTN of 3 and Aesthetic Component of 6 or above	0	9	<i>N/A</i>	3.7%	3.9%	3.9%
% of case starts with a reported IOTN of 4	8	9	88.9%	69.8%	75.9%	77.6%
% of case starts with a reported IOTN of 5	1	9	11.1%	16.1%	17.9%	16.7%
% of concluded courses in receipt of dual-arch fixed appliances	7	10	70.0%	70.5%	69.5%	72.9%
% of concluded courses where treatment was abandoned or discontinued	3	10	30.0%	6.2%	9.7%	8.7%
% of patients satisfied with the treatment they have received	0	0	<i>N/A</i>	93.4%	95.2%	95.7%

\* Figures in italics indicate that the base number is less than 100.

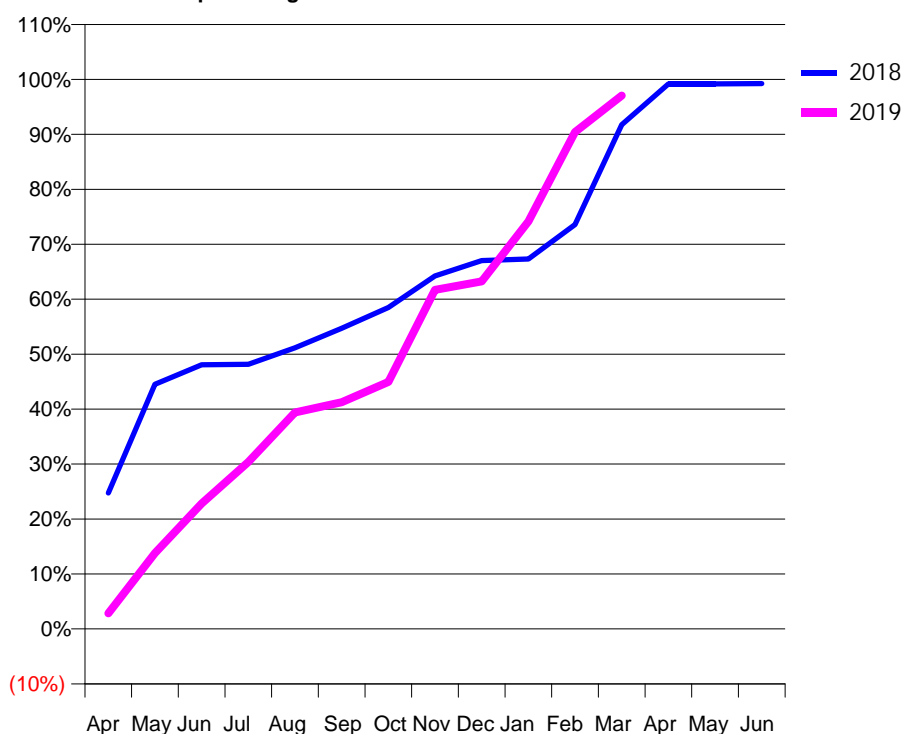
### Q53 - Vital Signs Orthodontic At a Glance Contract Report for 574422/0001 - March 2019

Name or company name	MR R OSMAN	18/19 Contracted general activity (UDA)	5,528
Contract type name	GDS Contract	Carry forward general activity (UDA)	176
Purpose of contract	General and Orthodontic	18/19 Contracted orthodontic activity (UOA)	1,188
Contract start date	01/04/2006	Carry forward orthodontic activity (UOA)	9
Contract end date		Baseline contract value	£211,722.91

ACCESS	Contract	England and Wales
24 month ratio of assessments to patient IDs	1.15	1.08

ACTIVITY	Contract
Contract assess and fit appliances (case starts) as a percentage of Area Team case starts	0.9 %

Cumulative percentage of contracted UOA delivered 2018 & 2019



Month	Adjusted Scheduled Activity (UOA)		
	2017	2018	2019
April	319	294	34
May	506	529	164
June	700	571	271
July	1,089	572	361
August	1,155	608	468
September	1,162	650	490
October	1,164	695	534
November	1,206	763	733
December	1,206	796	751
January	1,206	800	881
February	1,206	874	1,074
March	1,206	1,090	1,153
April	1,207	1,178	
May	1,207	1,178	
June	1,207	1,179	

#### QUANTITY METRICS (rolling 12 month period)

	Contract Quantity	Contract Base Number	Contract *	Area Team	Region	England
% of all assessments that were assess and fit appliances (case starts)	59	125	47.2%	60.2%	57.1%	59.2%
% of all assessments that were assess and refuse	19	125	15.2%	9.6%	11.5%	12.0%
% of all assessments that were assess and review	47	125	37.6%	30.2%	31.4%	28.8%
% of case starts with a reported IOTN of 3 and Aesthetic Component of 5 or below	1	59	1.7%	0.1%	0.1%	0.1%
% of case starts with a reported IOTN of 3 and Aesthetic Component of 6 or above	2	59	3.4%	3.7%	3.9%	3.9%
% of case starts with a reported IOTN of 4	51	59	86.4%	69.8%	75.9%	77.6%
% of case starts with a reported IOTN of 5	4	59	6.8%	16.1%	17.9%	16.7%
% of concluded courses in receipt of dual-arch fixed appliances	46	61	75.4%	70.5%	69.5%	72.9%
% of concluded courses where treatment was abandoned or discontinued	11	61	18.0%	6.2%	9.7%	8.7%
% of patients satisfied with the treatment they have received	1	1	100.0%	93.4%	95.2%	95.7%

\* Figures in italics indicate that the base number is less than 100.

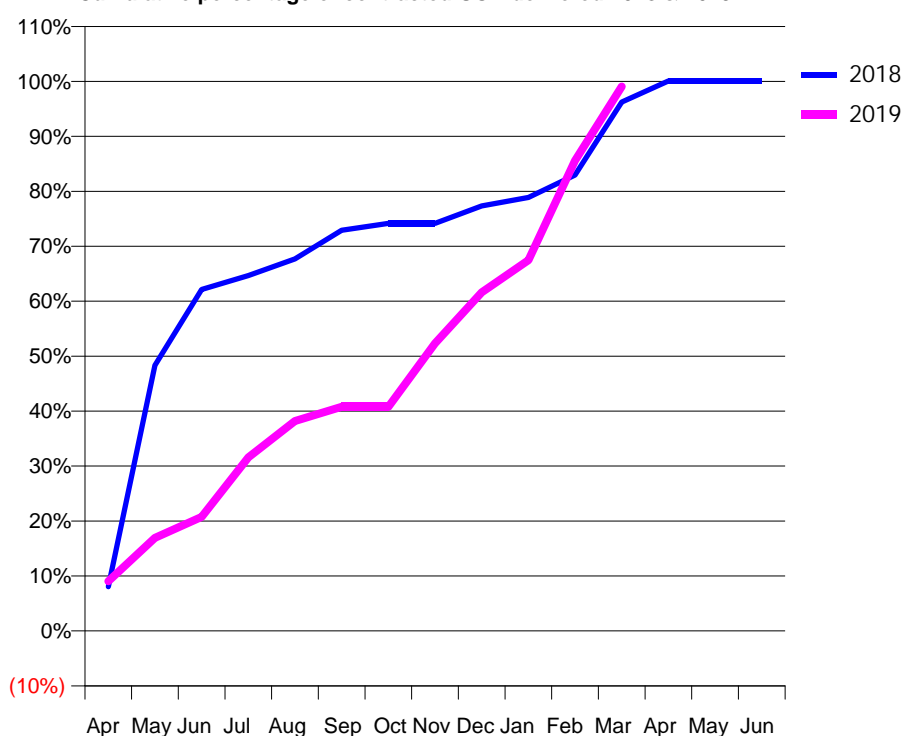
### Q53 - Vital Signs Orthodontic At a Glance Contract Report for 574422/0002 - March 2019

Name or company name	MR R OSMAN	18/19 Contracted general activity (UDA)	30,693
Contract type name	GDS Contract	Carry forward general activity (UDA)	0
Purpose of contract	General and Orthodontic	18/19 Contracted orthodontic activity (UOA)	1,672
Contract start date	01/04/2006	Carry forward orthodontic activity (UOA)	-1
Contract end date		Baseline contract value	£913,267.46

ACCESS	Contract	England and Wales
24 month ratio of assessments to patient IDs	1.07	1.08

ACTIVITY	Contract
Contract assess and fit appliances (case starts) as a percentage of Area Team case starts	1.1 %

Cumulative percentage of contracted UOA delivered 2018 & 2019



Month	Adjusted Scheduled Activity (UOA)		
	2017	2018	2019
April	353	135	151
May	990	808	283
June	1,095	1,039	347
July	1,856	1,081	528
August	1,898	1,132	639
September	1,920	1,219	682
October	1,920	1,240	682
November	1,920	1,240	875
December	1,920	1,293	1,030
January	1,920	1,319	1,128
February	1,920	1,387	1,431
March	1,920	1,609	1,656
April	1,920	1,673	
May	1,920	1,673	
June	1,921	1,673	

### QUANTITY METRICS (rolling 12 month period)

	Contract Quantity	Contract Base Number	Contract *	Area Team	Region	England
% of all assessments that were assess and fit appliances (case starts)	79	180	43.9%	60.2%	57.1%	59.2%
% of all assessments that were assess and refuse	34	180	18.9%	9.6%	11.5%	12.0%
% of all assessments that were assess and review	67	180	37.2%	30.2%	31.4%	28.8%
% of case starts with a reported IOTN of 3 and Aesthetic Component of 5 or below	1	79	1.3%	0.1%	0.1%	0.1%
% of case starts with a reported IOTN of 3 and Aesthetic Component of 6 or above	1	79	1.3%	3.7%	3.9%	3.9%
% of case starts with a reported IOTN of 4	69	79	87.3%	69.8%	75.9%	77.6%
% of case starts with a reported IOTN of 5	6	79	7.6%	16.1%	17.9%	16.7%
% of concluded courses in receipt of dual-arch fixed appliances	50	73	68.5%	70.5%	69.5%	72.9%
% of concluded courses where treatment was abandoned or discontinued	15	73	20.5%	6.2%	9.7%	8.7%
% of patients satisfied with the treatment they have received	3	3	100.0%	93.4%	95.2%	95.7%

\* Figures in italics indicate that the base number is less than 100.

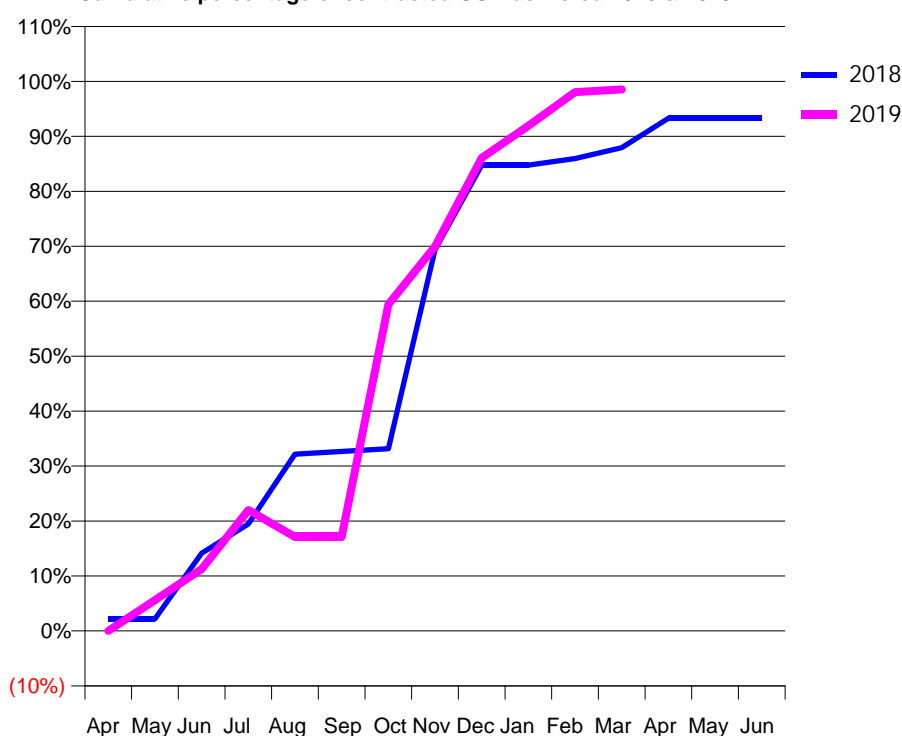
### Q53 - Vital Signs Orthodontic At a Glance Contract Report for 619744/0006 - March 2019

Name or company name	MR AM WILLIAMS	18/19 Contracted general activity (UDA)	7,452
Contract type name	GDS Contract	Carry forward general activity (UDA)	41
Purpose of contract	General and Orthodontic	18/19 Contracted orthodontic activity (UOA)	409
Contract start date	02/07/2012	Carry forward orthodontic activity (UOA)	0
Contract end date		Baseline contract value	£183,686.14

ACCESS	Contract	England and Wales
24 month ratio of assessments to patient IDs	1.24	1.08

ACTIVITY	Contract
Contract assess and fit appliances (case starts) as a percentage of Area Team case starts	0.3 %

Cumulative percentage of contracted UOA delivered 2018 & 2019



Month	Adjusted Scheduled Activity (UOA)		
	2017	2018	2019
April	0	9	0
May	1	9	23
June	113	58	46
July	177	80	90
August	200	132	70
September	200	134	70
October	268	136	243
November	376	284	286
December	377	347	352
January	427	347	376
February	427	352	401
March	430	360	403
April	430	382	
May	430	382	
June	430	382	

#### QUANTITY METRICS (rolling 12 month period)

	Contract Quantity	Contract Base Number	Contract *	Area Team	Region	England
% of all assessments that were assess and fit appliances (case starts)	21	47	44.7%	60.2%	57.1%	59.2%
% of all assessments that were assess and refuse	1	47	2.1%	9.6%	11.5%	12.0%
% of all assessments that were assess and review	25	47	53.2%	30.2%	31.4%	28.8%
% of case starts with a reported IOTN of 3 and Aesthetic Component of 5 or below	0	21	<i>N/A</i>	0.1%	0.1%	0.1%
% of case starts with a reported IOTN of 3 and Aesthetic Component of 6 or above	1	21	4.8%	3.7%	3.9%	3.9%
% of case starts with a reported IOTN of 4	18	21	85.7%	69.8%	75.9%	77.6%
% of case starts with a reported IOTN of 5	2	21	9.5%	16.1%	17.9%	16.7%
% of concluded courses in receipt of dual-arch fixed appliances	14	15	93.3%	70.5%	69.5%	72.9%
% of concluded courses where treatment was abandoned or discontinued	0	15	0.0%	6.2%	9.7%	8.7%
% of patients satisfied with the treatment they have received	0	0	<i>N/A</i>	93.4%	95.2%	95.7%

\* Figures in italics indicate that the base number is less than 100.

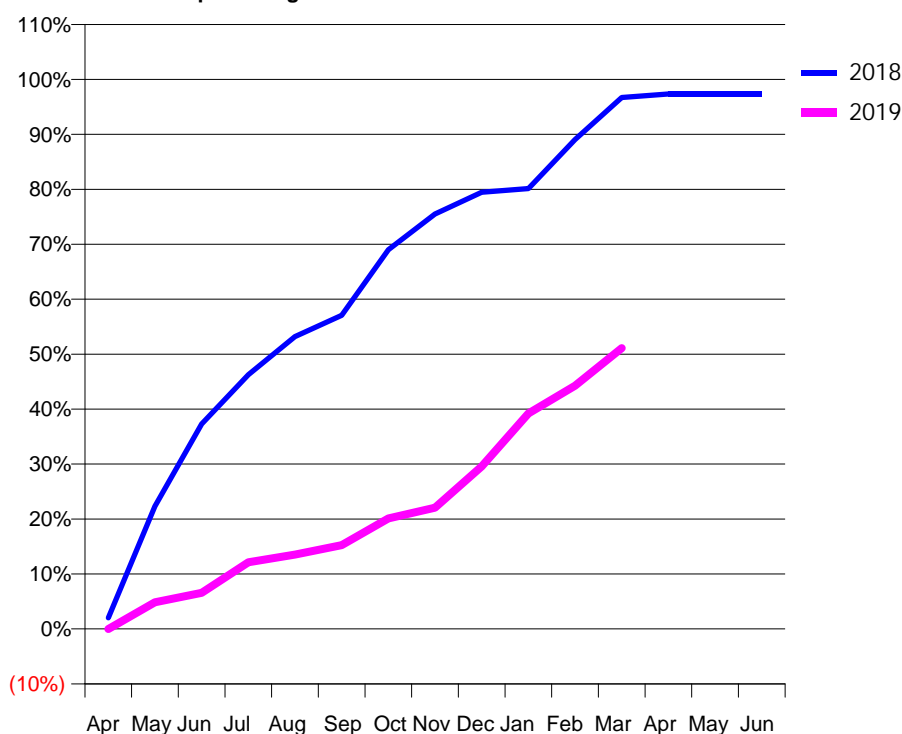
### Q53 - Vital Signs Orthodontic At a Glance Contract Report for 732052/0003 - March 2019

Name or company name	Balbir S Bhandal, Amrik S Bhandal & Baljit S Bhandal	18/19 Contracted general activity (UDA)	100,734
Contract type name	GDS Contract	Carry forward general activity (UDA)	1,889
Purpose of contract	General and Orthodontic	18/19 Contracted orthodontic activity (UOA)	6,573
Contract start date	01/04/2006	Carry forward orthodontic activity (UOA)	91
Contract end date		Baseline contract value	£3,149,088.49

ACCESS	Contract	England and Wales
24 month ratio of assessments to patient IDs	1.07	1.08

ACTIVITY	Contract
Contract assess and fit appliances (case starts) as a percentage of Area Team case starts	2.3 %

Cumulative percentage of contracted UOA delivered 2018 & 2019



Month	Adjusted Scheduled Activity (UOA)		
	2017	2018	2019
April	311	69	-3
May	1,015	764	318
June	1,494	1,276	431
July	1,854	1,584	798
August	2,238	1,820	890
September	2,530	1,953	1,002
October	2,975	2,362	1,321
November	3,260	2,585	1,450
December	3,455	2,720	1,943
January	3,483	2,743	2,579
February	3,528	3,048	2,908
March	3,533	3,310	3,359
April	3,540	3,332	
May	3,540	3,332	
June	3,541	3,332	

#### QUANTITY METRICS (rolling 12 month period)

	Contract Quantity	Contract Base Number	Contract *	Area Team	Region	England
% of all assessments that were assess and fit appliances (case starts)	160	266	60.2%	60.2%	57.1%	59.2%
% of all assessments that were assess and refuse	39	266	14.7%	9.6%	11.5%	12.0%
% of all assessments that were assess and review	67	266	25.2%	30.2%	31.4%	28.8%
% of case starts with a reported IOTN of 3 and Aesthetic Component of 5 or below	0	160	N/A	0.1%	0.1%	0.1%
% of case starts with a reported IOTN of 3 and Aesthetic Component of 6 or above	2	160	1.3%	3.7%	3.9%	3.9%
% of case starts with a reported IOTN of 4	125	160	78.1%	69.8%	75.9%	77.6%
% of case starts with a reported IOTN of 5	33	160	20.6%	16.1%	17.9%	16.7%
% of concluded courses in receipt of dual-arch fixed appliances	79	102	77.5%	70.5%	69.5%	72.9%
% of concluded courses where treatment was abandoned or discontinued	21	102	20.6%	6.2%	9.7%	8.7%
% of patients satisfied with the treatment they have received	3	3	100.0%	93.4%	95.2%	95.7%

\* Figures in italics indicate that the base number is less than 100.



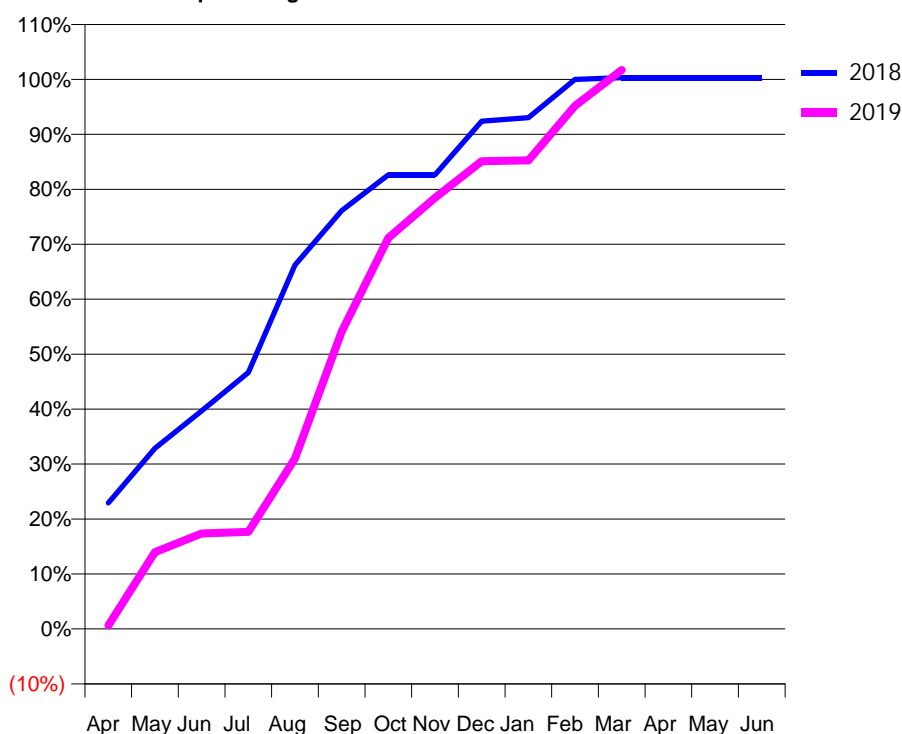
### Q53 - Vital Signs Orthodontic At a Glance Contract Report for 740179/0001 - March 2019

Name or company name	MR JC ALLEN	18/19 Contracted general activity (UDA)	28,247
Contract type name	GDS Contract	Carry forward general activity (UDA)	-8
Purpose of contract	General and Orthodontic	18/19 Contracted orthodontic activity (UOA)	645
Contract start date	01/04/2006	Carry forward orthodontic activity (UOA)	-4
Contract end date		Baseline contract value	£944,261.27

ACCESS	Contract	England and Wales
24 month ratio of assessments to patient IDs	1.06	1.08

ACTIVITY	Contract
Contract assess and fit appliances (case starts) as a percentage of Area Team case starts	0.4 %

Cumulative percentage of contracted UOA delivered 2018 & 2019



Month	Adjusted Scheduled Activity (UOA)		
	2017	2018	2019
April	25	148	4
May	30	212	90
June	53	256	112
July	227	301	114
August	291	427	200
September	464	491	349
October	528	533	459
November	573	533	506
December	617	596	549
January	622	600	550
February	646	645	614
March	647	647	656
April	647	647	
May	647	647	
June	647	647	

### QUANTITY METRICS (rolling 12 month period)

	Contract Quantity	Contract Base Number	Contract *	Area Team	Region	England
% of all assessments that were assess and fit appliances (case starts)	30	52	57.7%	60.2%	57.1%	59.2%
% of all assessments that were assess and refuse	7	52	13.5%	9.6%	11.5%	12.0%
% of all assessments that were assess and review	15	52	28.8%	30.2%	31.4%	28.8%
% of case starts with a reported IOTN of 3 and Aesthetic Component of 5 or below	0	30	<i>N/A</i>	0.1%	0.1%	0.1%
% of case starts with a reported IOTN of 3 and Aesthetic Component of 6 or above	0	30	<i>N/A</i>	3.7%	3.9%	3.9%
% of case starts with a reported IOTN of 4	26	30	86.7%	69.8%	75.9%	77.6%
% of case starts with a reported IOTN of 5	4	30	13.3%	16.1%	17.9%	16.7%
% of concluded courses in receipt of dual-arch fixed appliances	32	34	94.1%	70.5%	69.5%	72.9%
% of concluded courses where treatment was abandoned or discontinued	1	34	2.9%	6.2%	9.7%	8.7%
% of patients satisfied with the treatment they have received	0	0	<i>N/A</i>	93.4%	95.2%	95.7%

\* Figures in italics indicate that the base number is less than 100.

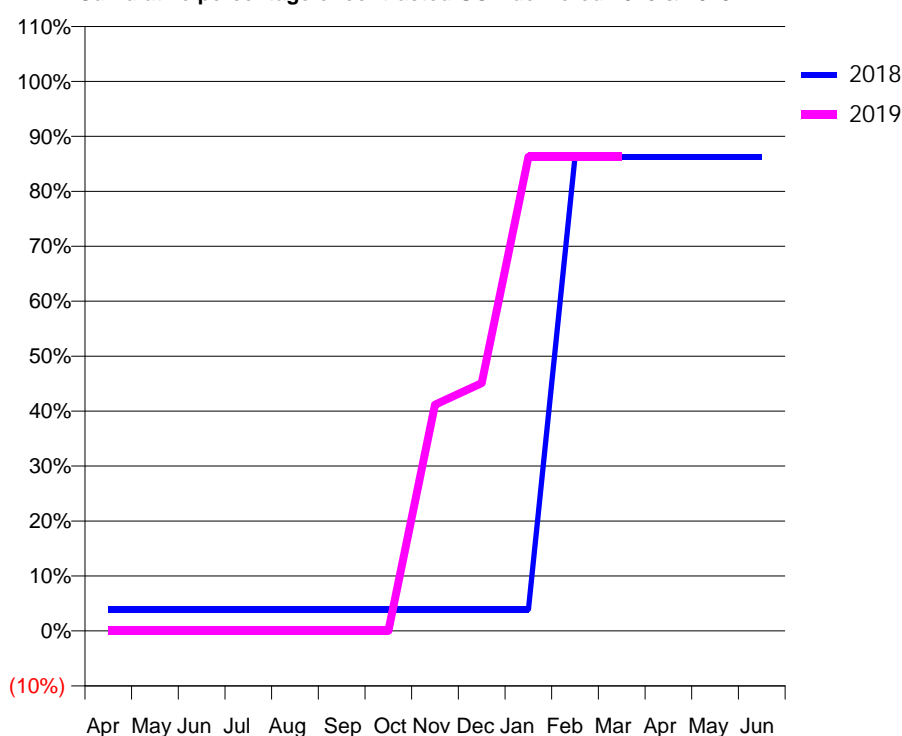
### Q53 - Vital Signs Orthodontic At a Glance Contract Report for 794643/0002 - March 2019

Name or company name	MR W SIDHU	18/19 Contracted general activity (UDA)	6,301
Contract type name	GDS Contract	Carry forward general activity (UDA)	0
Purpose of contract	General and Orthodontic	18/19 Contracted orthodontic activity (UOA)	51
Contract start date	03/01/2012	Carry forward orthodontic activity (UOA)	0
Contract end date		Baseline contract value	£163,298.85

ACCESS	Contract	England and Wales
24 month ratio of assessments to patient IDs	1.00	1.08

ACTIVITY	Contract
Contract assess and fit appliances (case starts) as a percentage of Area Team case starts	0.0 %

Cumulative percentage of contracted UOA delivered 2018 & 2019



Month	Adjusted Scheduled Activity (UOA)		
	2017	2018	2019
April	1	2	0
May	1	2	0
June	1	2	0
July	1	2	0
August	1	2	0
September	1	2	0
October	1	2	0
November	1	2	21
December	1	2	23
January	1	2	44
February	1	44	44
March	64	44	44
April	64	44	
May	64	44	
June	64	44	

### QUANTITY METRICS (rolling 12 month period)

	Contract Quantity	Contract Base Number	Contract *	Area Team	Region	England
% of all assessments that were assess and fit appliances (case starts)	2	4	50.0%	60.2%	57.1%	59.2%
% of all assessments that were assess and refuse	1	4	25.0%	9.6%	11.5%	12.0%
% of all assessments that were assess and review	1	4	25.0%	30.2%	31.4%	28.8%
% of case starts with a reported IOTN of 3 and Aesthetic Component of 5 or below	0	2	N/A	0.1%	0.1%	0.1%
% of case starts with a reported IOTN of 3 and Aesthetic Component of 6 or above	0	2	N/A	3.7%	3.9%	3.9%
% of case starts with a reported IOTN of 4	2	2	100.0%	69.8%	75.9%	77.6%
% of case starts with a reported IOTN of 5	0	2	N/A	16.1%	17.9%	16.7%
% of concluded courses in receipt of dual-arch fixed appliances	0	0	N/A	70.5%	69.5%	72.9%
% of concluded courses where treatment was abandoned or discontinued	0	0	N/A	6.2%	9.7%	8.7%
% of patients satisfied with the treatment they have received	0	0	N/A	93.4%	95.2%	95.7%

\* Figures in italics indicate that the base number is less than 100.

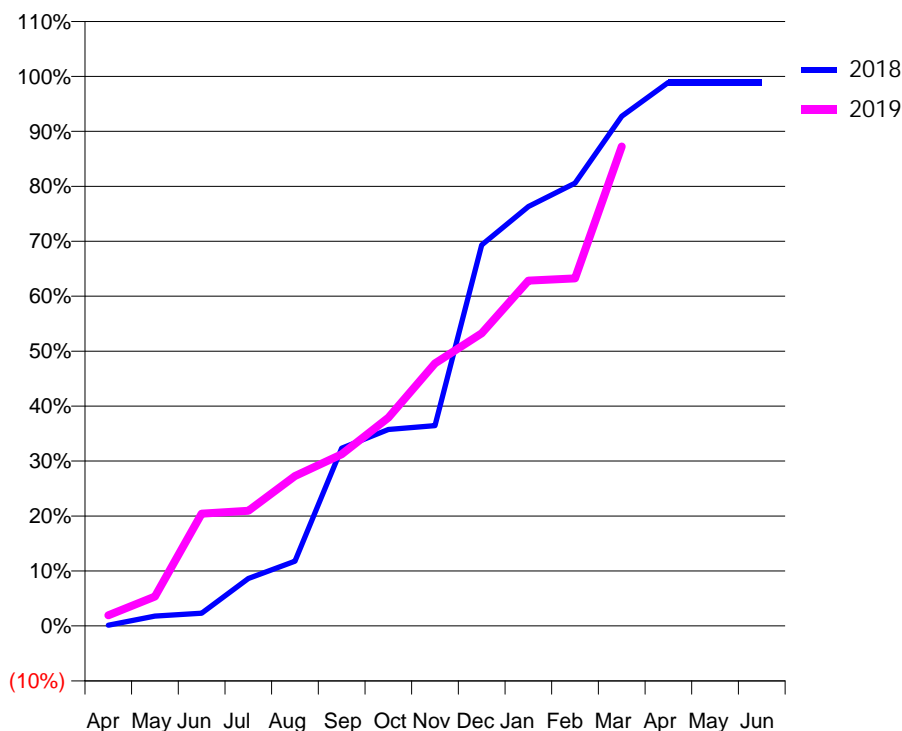
### Q53 - Vital Signs Orthodontic At a Glance Contract Report for 825212/0003 - March 2019

Name or company name	MR D DALBY	18/19 Contracted general activity (UDA)	0
Contract type name	GDS Contract	Carry forward general activity (UDA)	0
Purpose of contract	Orthodontic	18/19 Contracted orthodontic activity (UOA)	730
Contract start date	01/08/2012	Carry forward orthodontic activity (UOA)	8
Contract end date		Baseline contract value	£51,595.28

ACCESS	Contract	England and Wales
24 month ratio of assessments to patient IDs	1.21	1.08

ACTIVITY	Contract
Contract assess and fit appliances (case starts) as a percentage of Area Team case starts	0.4 %

Cumulative percentage of contracted UOA delivered 2018 & 2019



Month	Adjusted Scheduled Activity (UOA)		
	2017	2018	2019
April	-15	1	14
May	-10	13	39
June	-1	17	149
July	88	63	153
August	121	86	199
September	190	236	228
October	325	261	277
November	378	266	349
December	470	506	389
January	520	557	459
February	590	588	462
March	684	677	637
April	728	722	
May	728	722	
June	728	722	

#### QUANTITY METRICS (rolling 12 month period)

	Contract Quantity	Contract Base Number	Contract *	Area Team	Region	England
% of all assessments that were assess and fit appliances (case starts)	30	106	28.3%	60.2%	57.1%	59.2%
% of all assessments that were assess and refuse	4	106	3.8%	9.6%	11.5%	12.0%
% of all assessments that were assess and review	72	106	67.9%	30.2%	31.4%	28.8%
% of case starts with a reported IOTN of 3 and Aesthetic Component of 5 or below	0	30	<i>N/A</i>	0.1%	0.1%	0.1%
% of case starts with a reported IOTN of 3 and Aesthetic Component of 6 or above	1	30	3.3%	3.7%	3.9%	3.9%
% of case starts with a reported IOTN of 4	27	30	90.0%	69.8%	75.9%	77.6%
% of case starts with a reported IOTN of 5	2	30	6.7%	16.1%	17.9%	16.7 %
% of concluded courses in receipt of dual-arch fixed appliances	0	30	<i>N/A</i>	70.5%	69.5%	72.9%
% of concluded courses where treatment was abandoned or discontinued	2	30	6.7%	6.2%	9.7%	8.7%
% of patients satisfied with the treatment they have received	0	0	<i>N/A</i>	93.4%	95.2%	95.7%

\* Figures in italics indicate that the base number is less than 100.

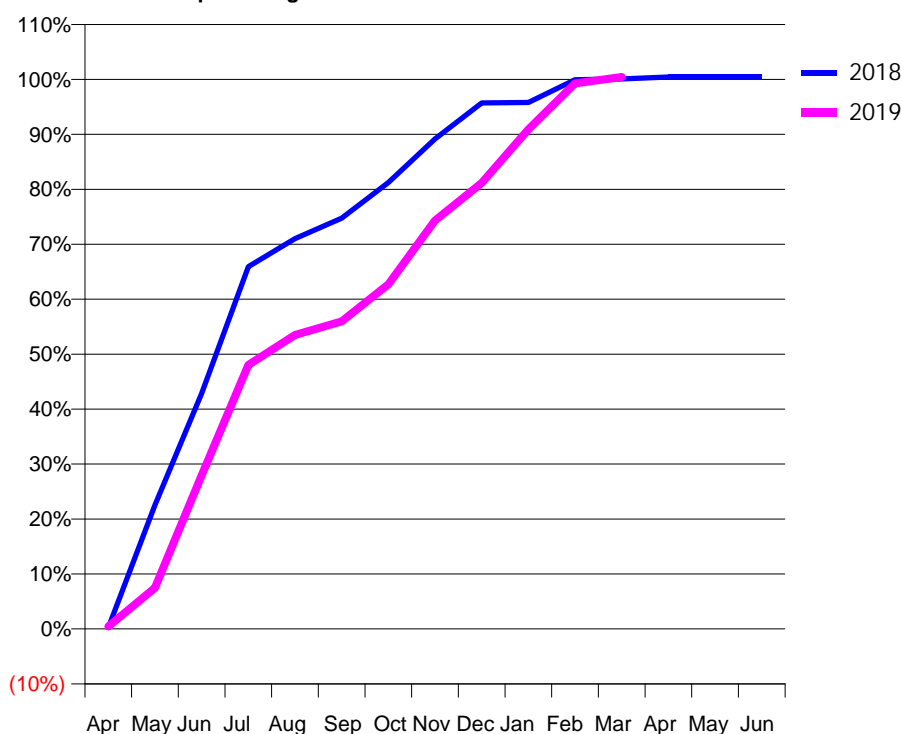
### Q53 - Vital Signs Orthodontic At a Glance Contract Report for 890936/0002 - March 2019

Name or company name	Leamington Spa Orthodontics Limited	18/19 Contracted general activity (UDA)	0
Contract type name	PDS Contract	Carry forward general activity (UDA)	0
Purpose of contract	Orthodontic	18/19 Contracted orthodontic activity (UOA)	14,260
Contract start date	01/04/2006	Carry forward orthodontic activity (UOA)	-60
Contract end date	21/08/2020	Baseline contract value	£951,015.94

ACCESS	Contract	England and Wales
24 month ratio of assessments to patient IDs	1.00	1.08

ACTIVITY	Contract
Contract assess and fit appliances (case starts) as a percentage of Area Team case starts	9.4 %

Cumulative percentage of contracted UOA delivered 2018 & 2019



Month	Adjusted Scheduled Activity (UOA)		
	2017	2018	2019
April	458	36	64
May	3,171	3,213	1,069
June	4,693	6,110	3,983
July	6,543	9,400	6,850
August	7,761	10,127	7,628
September	8,773	10,659	7,982
October	9,907	11,583	8,944
November	11,364	12,711	10,597
December	12,625	13,647	11,574
January	13,438	13,660	12,962
February	13,536	14,247	14,155
March	14,296	14,273	14,320
April	14,296	14,320	
May	14,296	14,320	
June	14,296	14,320	

#### QUANTITY METRICS (rolling 12 month period)

	Contract Quantity	Contract Base Number	Contract *	Area Team	Region	England
% of all assessments that were assess and fit appliances (case starts)	651	1,333	48.8%	60.2%	57.1%	59.2%
% of all assessments that were assess and refuse	187	1,333	14.0%	9.6%	11.5%	12.0%
% of all assessments that were assess and review	495	1,333	37.1%	30.2%	31.4%	28.8%
% of case starts with a reported IOTN of 3 and Aesthetic Component of 5 or below	0	651	N/A	0.1%	0.1%	0.1%
% of case starts with a reported IOTN of 3 and Aesthetic Component of 6 or above	0	651	N/A	3.7%	3.9%	3.9%
% of case starts with a reported IOTN of 4	493	651	75.7%	69.8%	75.9%	77.6%
% of case starts with a reported IOTN of 5	136	651	20.9%	16.1%	17.9%	16.7 %
% of concluded courses in receipt of dual-arch fixed appliances	777	797	97.5%	70.5%	69.5%	72.9%
% of concluded courses where treatment was abandoned or discontinued	17	797	2.1%	6.2%	9.7%	8.7%
% of patients satisfied with the treatment they have received	12	12	100.0%	93.4%	95.2%	95.7%

\* Figures in italics indicate that the base number is less than 100.

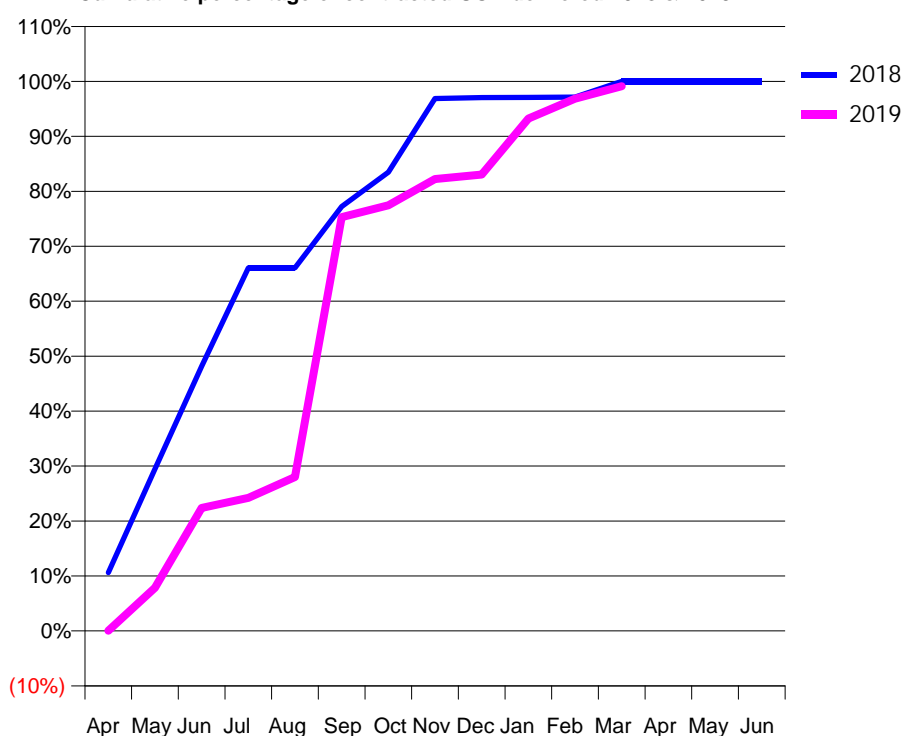
### Q53 - Vital Signs Orthodontic At a Glance Contract Report for 925926/0002 - March 2019

Name or company name	MR PK MAHAPATRA	18/19 Contracted general activity (UDA)	3,200
Contract type name	GDS Contract	Carry forward general activity (UDA)	-64
Purpose of contract	General and Orthodontic	18/19 Contracted orthodontic activity (UOA)	2,404
Contract start date	01/02/2013	Carry forward orthodontic activity (UOA)	0
Contract end date		Baseline contract value	£267,386.18

ACCESS	Contract	England and Wales
24 month ratio of assessments to patient IDs	1.03	1.08

ACTIVITY	Contract
Contract assess and fit appliances (case starts) as a percentage of Area Team case starts	1.6 %

Cumulative percentage of contracted UOA delivered 2018 & 2019



Month	Adjusted Scheduled Activity (UOA)		
	2017	2018	2019
April	129	255	1
May	315	708	189
June	727	1,158	538
July	1,240	1,588	582
August	1,297	1,588	673
September	1,526	1,856	1,810
October	1,859	2,007	1,862
November	1,991	2,329	1,977
December	2,225	2,333	1,996
January	2,415	2,334	2,241
February	2,415	2,335	2,328
March	2,415	2,404	2,383
April	2,419	2,404	
May	2,419	2,404	
June	2,419	2,404	

#### QUANTITY METRICS (rolling 12 month period)

	Contract Quantity	Contract Base Number	Contract *	Area Team	Region	England
% of all assessments that were assess and fit appliances (case starts)	108	253	42.7%	60.2%	57.1%	59.2%
% of all assessments that were assess and refuse	30	253	11.9%	9.6%	11.5%	12.0%
% of all assessments that were assess and review	115	253	45.5%	30.2%	31.4%	28.8%
% of case starts with a reported IOTN of 3 and Aesthetic Component of 5 or below	0	108	N/A	0.1%	0.1%	0.1%
% of case starts with a reported IOTN of 3 and Aesthetic Component of 6 or above	1	108	0.9%	3.7%	3.9%	3.9%
% of case starts with a reported IOTN of 4	98	108	90.7%	69.8%	75.9%	77.6%
% of case starts with a reported IOTN of 5	8	108	7.4%	16.1%	17.9%	16.7 %
% of concluded courses in receipt of dual-arch fixed appliances	133	156	85.3%	70.5%	69.5%	72.9%
% of concluded courses where treatment was abandoned or discontinued	16	156	10.3%	6.2%	9.7%	8.7%
% of patients satisfied with the treatment they have received	13	14	92.9%	93.4%	95.2%	95.7%

\* Figures in italics indicate that the base number is less than 100.

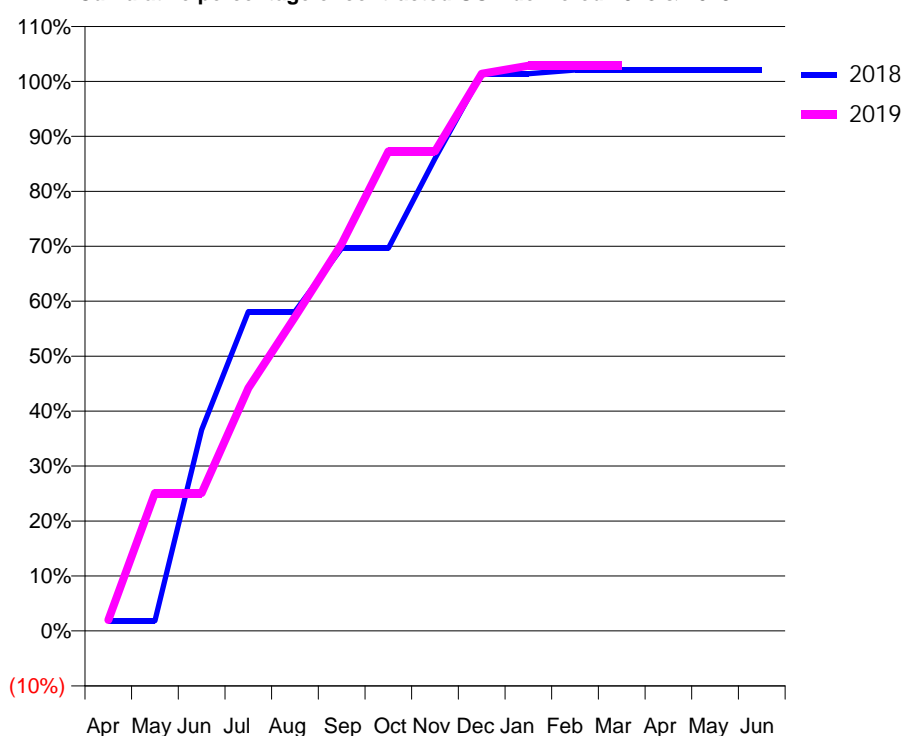
### Q53 - Vital Signs Orthodontic At a Glance Contract Report for 972126/0001 - March 2019

Name or company name	MR SJ SIDDIQUI	18/19 Contracted general activity (UDA)	0
Contract type name	PDS Contract	Carry forward general activity (UDA)	0
Purpose of contract	Orthodontic	18/19 Contracted orthodontic activity (UOA)	6,006
Contract start date	01/04/2012	Carry forward orthodontic activity (UOA)	-120
Contract end date	24/07/2020	Baseline contract value	£403,017.83

ACCESS	Contract	England and Wales
24 month ratio of assessments to patient IDs	1.02	1.08

ACTIVITY	Contract
Contract assess and fit appliances (case starts) as a percentage of Area Team case starts	4.1 %

Cumulative percentage of contracted UOA delivered 2018 & 2019



Month	Adjusted Scheduled Activity (UOA)		
	2017	2018	2019
April	865	112	120
May	1,541	112	1,506
June	1,628	2,199	1,506
July	3,041	3,490	2,655
August	3,465	3,490	3,431
September	4,130	4,183	4,231
October	5,070	4,183	5,241
November	5,734	5,163	5,241
December	6,093	6,090	6,089
January	6,093	6,090	6,176
February	6,114	6,129	6,176
March	6,118	6,129	6,176
April	6,118	6,129	
May	6,118	6,129	
June	6,118	6,129	

### QUANTITY METRICS (rolling 12 month period)

	Contract Quantity	Contract Base Number	Contract *	Area Team	Region	England
% of all assessments that were assess and fit appliances (case starts)	281	434	64.7%	60.2%	57.1%	59.2%
% of all assessments that were assess and refuse	43	434	9.9%	9.6%	11.5%	12.0%
% of all assessments that were assess and review	110	434	25.3%	30.2%	31.4%	28.8%
% of case starts with a reported IOTN of 3 and Aesthetic Component of 5 or below	0	281	N/A	0.1%	0.1%	0.1%
% of case starts with a reported IOTN of 3 and Aesthetic Component of 6 or above	1	281	0.4%	3.7%	3.9%	3.9%
% of case starts with a reported IOTN of 4	241	281	85.8%	69.8%	75.9%	77.6%
% of case starts with a reported IOTN of 5	27	281	9.6%	16.1%	17.9%	16.7%
% of concluded courses in receipt of dual-arch fixed appliances	0	261	N/A	70.5%	69.5%	72.9%
% of concluded courses where treatment was abandoned or discontinued	8	261	3.1%	6.2%	9.7%	8.7%
% of patients satisfied with the treatment they have received	5	6	83.3%	93.4%	95.2%	95.7%

\* Figures in italics indicate that the base number is less than 100.

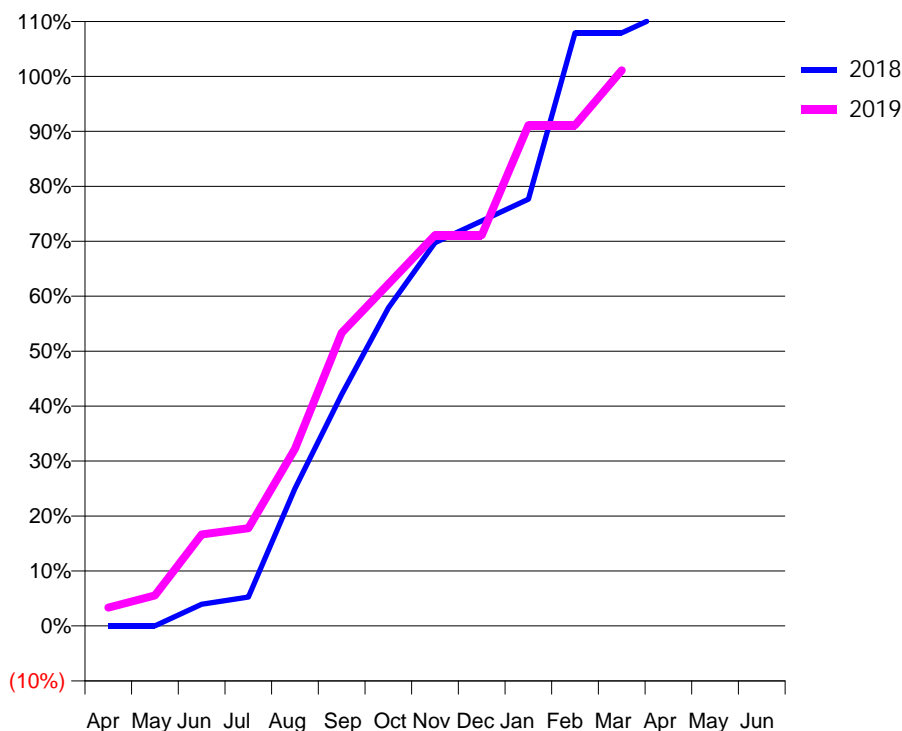
### Q54 - Vital Signs Orthodontic At a Glance Contract Report for 100459/0000 - March 2019

Name or company name	Richmond House Dental Practice	18/19 Contracted general activity (UDA)	8,918
Contract type name	GDS Contract	Carry forward general activity (UDA)	-112
Purpose of contract	General and Orthodontic	18/19 Contracted orthodontic activity (UOA)	90
Contract start date	01/06/2017	Carry forward orthodontic activity (UOA)	-1
Contract end date		Baseline contract value	£270,006.18

ACCESS	Contract	England and Wales
24 month ratio of assessments to patient IDs	1.01	1.08

ACTIVITY	Contract
Contract assess and fit appliances (case starts) as a percentage of Area Team case starts	0.0 %

Cumulative percentage of contracted UOA delivered 2018 & 2019



Month	Adjusted Scheduled Activity (UOA)		
	2017	2018	2019
April	0	0	3
May	0	0	5
June	0	3	15
July	0	4	16
August	0	19	29
September	0	32	48
October	0	44	56
November	0	53	64
December	0	56	64
January	0	59	82
February	0	82	82
March	0	82	91
April	0	85	
May	0	85	
June	0	85	

#### QUANTITY METRICS (rolling 12 month period)

	Contract Quantity	Contract Base Number	Contract *	Area Team	Region	England
% of all assessments that were assess and fit appliances (case starts)	0	93	0.0%	55.1%	57.1%	59.2%
% of all assessments that were assess and refuse	18	93	19.4%	11.8%	11.5%	12.0%
% of all assessments that were assess and review	75	93	80.6%	33.1%	31.4%	28.8%
% of case starts with a reported IOTN of 3 and Aesthetic Component of 5 or below	0	0	N/A	0.0%	0.1%	0.1%
% of case starts with a reported IOTN of 3 and Aesthetic Component of 6 or above	0	0	N/A	1.7%	3.9%	3.9%
% of case starts with a reported IOTN of 4	0	0	N/A	80.7%	75.9%	77.6%
% of case starts with a reported IOTN of 5	0	0	N/A	16.1%	17.9%	16.7%
% of concluded courses in receipt of dual-arch fixed appliances	0	0	N/A	61.3%	69.5%	72.9%
% of concluded courses where treatment was abandoned or discontinued	0	0	N/A	13.0%	9.7%	8.7%
% of patients satisfied with the treatment they have received	0	0	N/A	91.8%	95.2%	95.7%

\* Figures in italics indicate that the base number is less than 100.

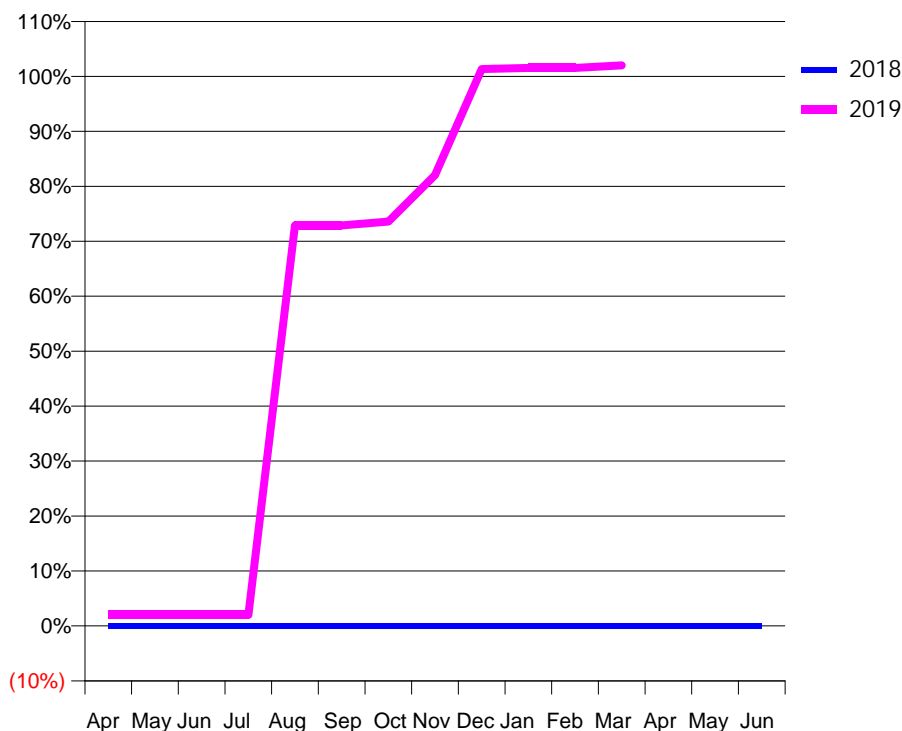
### Q54 - Vital Signs Orthodontic At a Glance Contract Report for 100622/0000 - March 2019

Name or company name	MR SL REES	18/19 Contracted general activity (UDA)	6,811
Contract type name	GDS Contract	Carry forward general activity (UDA)	-136
Purpose of contract	General and Orthodontic	18/19 Contracted orthodontic activity (UOA)	450
Contract start date	01/12/2017	Carry forward orthodontic activity (UOA)	-9
Contract end date		Baseline contract value	£255,168.19

ACCESS	Contract	England and Wales
24 month ratio of assessments to patient IDs	1.04	1.08

ACTIVITY	Contract
Contract assess and fit appliances (case starts) as a percentage of Area Team case starts	0.2 %

Cumulative percentage of contracted UOA delivered 2018 & 2019



Month	Adjusted Scheduled Activity (UOA)		
	2017	2018	2019
April		0	9
May		0	9
June		0	9
July		0	9
August		0	328
September		0	328
October		0	331
November		0	369
December		0	456
January		0	457
February		0	457
March		0	459
April		0	
May		0	
June		0	

#### QUANTITY METRICS (rolling 12 month period)

	Contract Quantity	Contract Base Number	Contract *	Area Team	Region	England
% of all assessments that were assess and fit appliances (case starts)	19	72	26.4%	55.1%	57.1%	59.2%
% of all assessments that were assess and refuse	14	72	19.4%	11.8%	11.5%	12.0%
% of all assessments that were assess and review	39	72	54.2%	33.1%	31.4%	28.8%
% of case starts with a reported IOTN of 3 and Aesthetic Component of 5 or below	0	19	<i>N/A</i>	0.0%	0.1%	0.1%
% of case starts with a reported IOTN of 3 and Aesthetic Component of 6 or above	0	19	<i>N/A</i>	1.7%	3.9%	3.9%
% of case starts with a reported IOTN of 4	15	19	78.9%	80.7%	75.9%	77.6%
% of case starts with a reported IOTN of 5	4	19	21.1%	16.1%	17.9%	16.7 %
% of concluded courses in receipt of dual-arch fixed appliances	0	0	<i>N/A</i>	61.3%	69.5%	72.9%
% of concluded courses where treatment was abandoned or discontinued	0	0	<i>N/A</i>	13.0%	9.7%	8.7%
% of patients satisfied with the treatment they have received	0	0	<i>N/A</i>	91.8%	95.2%	95.7%

\* Figures in italics indicate that the base number is less than 100.



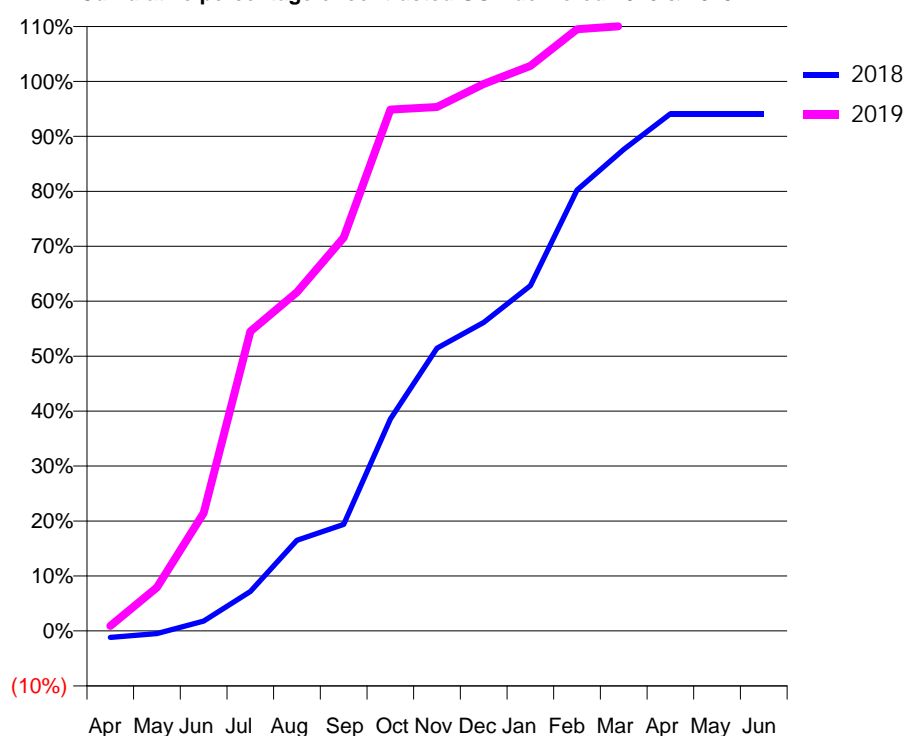
### Q54 - Vital Signs Orthodontic At a Glance Contract Report for 101370/0096 - March 2019

Name or company name	Petrie Tucker & Partners Ltd	18/19 Contracted general activity (UDA)	26,000
Contract type name	GDS Contract	Carry forward general activity (UDA)	0
Purpose of contract	General and Orthodontic	18/19 Contracted orthodontic activity (UOA)	644
Contract start date	01/04/2007	Carry forward orthodontic activity (UOA)	0
Contract end date		Baseline contract value	£692,074.81

ACCESS	Contract	England and Wales
24 month ratio of assessments to patient IDs	1.05	1.08

ACTIVITY	Contract
Contract assess and fit appliances (case starts) as a percentage of Area Team case starts	0.4 %

Cumulative percentage of contracted UOA delivered 2018 & 2019



Month	Adjusted Scheduled Activity (UOA)		
	2017	2018	2019
April	21	-12	6
May	67	-5	51
June	93	18	138
July	98	72	351
August	144	165	397
September	230	194	461
October	251	386	611
November	398	515	614
December	463	562	641
January	486	629	662
February	556	803	705
March	600	877	709
April	621	942	
May	621	942	
June	621	942	

### QUANTITY METRICS (rolling 12 month period)

	Contract Quantity	Contract Base Number	Contract *	Area Team	Region	England
% of all assessments that were assess and fit appliances (case starts)	35	75	46.7%	55.1%	57.1%	59.2%
% of all assessments that were assess and refuse	30	75	40.0%	11.8%	11.5%	12.0%
% of all assessments that were assess and review	10	75	13.3%	33.1%	31.4%	28.8%
% of case starts with a reported IOTN of 3 and Aesthetic Component of 5 or below	0	35	<i>N/A</i>	0.0%	0.1%	0.1%
% of case starts with a reported IOTN of 3 and Aesthetic Component of 6 or above	0	35	<i>N/A</i>	1.7%	3.9%	3.9%
% of case starts with a reported IOTN of 4	32	35	91.4%	80.7%	75.9%	77.6%
% of case starts with a reported IOTN of 5	3	35	8.6%	16.1%	17.9%	16.7%
% of concluded courses in receipt of dual-arch fixed appliances	20	25	80.0%	61.3%	69.5%	72.9%
% of concluded courses where treatment was abandoned or discontinued	2	25	8.0%	13.0%	9.7%	8.7%
% of patients satisfied with the treatment they have received	0	0	<i>N/A</i>	91.8%	95.2%	95.7%

\* Figures in italics indicate that the base number is less than 100.

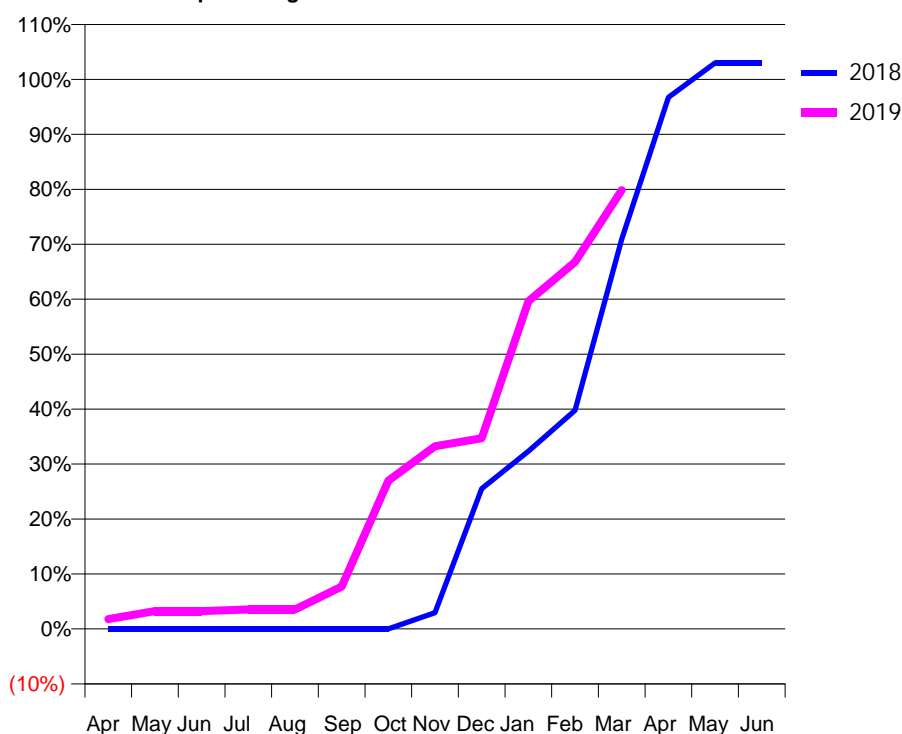
### Q54 - Vital Signs Orthodontic At a Glance Contract Report for 108162/0001 - March 2019

Name or company name	Gupta & Gupta	18/19 Contracted general activity (UDA)	16,327
Contract type name	GDS Contract	Carry forward general activity (UDA)	0
Purpose of contract	General and Orthodontic	18/19 Contracted orthodontic activity (UOA)	337
Contract start date	01/04/2006	Carry forward orthodontic activity (UOA)	-6
Contract end date		Baseline contract value	£397,383.87

ACCESS	Contract	England and Wales
24 month ratio of assessments to patient IDs	1.02	1.08

ACTIVITY	Contract
Contract assess and fit appliances (case starts) as a percentage of Area Team case starts	0.2 %

Cumulative percentage of contracted UOA delivered 2018 & 2019



Month	Adjusted Scheduled Activity (UOA)		
	2017	2018	2019
April	0	0	6
May	1	0	11
June	1	0	11
July	2	0	12
August	5	0	12
September	5	0	26
October	5	0	91
November	95	10	112
December	97	86	117
January	143	109	201
February	228	134	225
March	335	239	269
April	335	326	
May	335	347	
June	335	347	

#### QUANTITY METRICS (rolling 12 month period)

	Contract Quantity	Contract Base Number	Contract *	Area Team	Region	England
% of all assessments that were assess and fit appliances (case starts)	16	51	31.4%	55.1%	57.1%	59.2%
% of all assessments that were assess and refuse	11	51	21.6%	11.8%	11.5%	12.0%
% of all assessments that were assess and review	24	51	47.1%	33.1%	31.4%	28.8%
% of case starts with a reported IOTN of 3 and Aesthetic Component of 5 or below	0	16	<i>N/A</i>	0.0%	0.1%	0.1%
% of case starts with a reported IOTN of 3 and Aesthetic Component of 6 or above	0	16	<i>N/A</i>	1.7%	3.9%	3.9%
% of case starts with a reported IOTN of 4	15	16	93.8%	80.7%	75.9%	77.6%
% of case starts with a reported IOTN of 5	1	16	6.3%	16.1%	17.9%	16.7%
% of concluded courses in receipt of dual-arch fixed appliances	0	14	<i>N/A</i>	61.3%	69.5%	72.9%
% of concluded courses where treatment was abandoned or discontinued	1	14	7.1%	13.0%	9.7%	8.7%
% of patients satisfied with the treatment they have received	0	0	<i>N/A</i>	91.8%	95.2%	95.7%

\* Figures in italics indicate that the base number is less than 100.

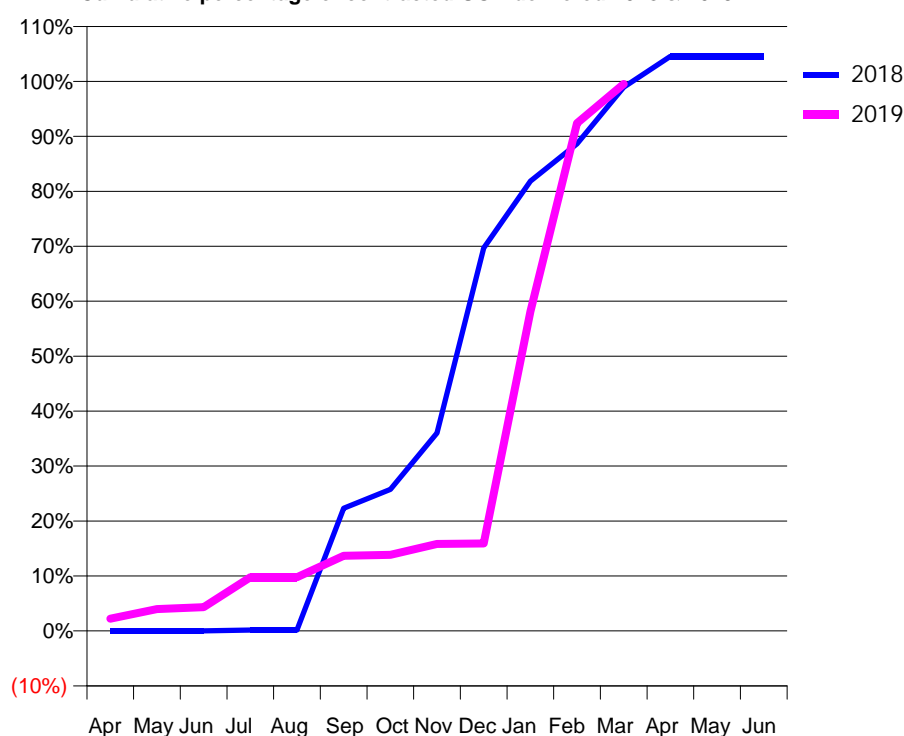
### Q54 - Vital Signs Orthodontic At a Glance Contract Report for 110272/0001 - March 2019

Name or company name	Purity Dental Surgery	18/19 Contracted general activity (UDA)	33,454
Contract type name	Pilot Contract	Carry forward general activity (UDA)	0
Purpose of contract	General and Orthodontic	18/19 Contracted orthodontic activity (UOA)	1,250
Contract start date	01/04/2010	Carry forward orthodontic activity (UOA)	0
Contract end date		Baseline contract value	£887,398.46

ACCESS	Contract	England and Wales
24 month ratio of assessments to patient IDs	1.10	1.08

ACTIVITY	Contract
Contract assess and fit appliances (case starts) as a percentage of Area Team case starts	0.7 %

Cumulative percentage of contracted UOA delivered 2018 & 2019



Month	Adjusted Scheduled Activity (UOA)		
	2017	2018	2019
April	25	0	28
May	25	0	50
June	114	0	54
July	157	2	122
August	242	2	122
September	285	279	171
October	539	322	173
November	608	450	198
December	634	871	199
January	705	1,023	727
February	860	1,108	1,155
March	953	1,237	1,244
April	995	1,307	
May	1,008	1,307	
June	1,008	1,307	

### QUANTITY METRICS (rolling 12 month period)

	Contract Quantity	Contract Base Number	Contract *	Area Team	Region	England
% of all assessments that were assess and fit appliances (case starts)	59	134	44.0%	55.1%	57.1%	59.2%
% of all assessments that were assess and refuse	36	134	26.9%	11.8%	11.5%	12.0%
% of all assessments that were assess and review	39	134	29.1%	33.1%	31.4%	28.8%
% of case starts with a reported IOTN of 3 and Aesthetic Component of 5 or below	0	59	<i>N/A</i>	0.0%	0.1%	0.1%
% of case starts with a reported IOTN of 3 and Aesthetic Component of 6 or above	0	59	<i>N/A</i>	1.7%	3.9%	3.9%
% of case starts with a reported IOTN of 4	52	59	88.1%	80.7%	75.9%	77.6%
% of case starts with a reported IOTN of 5	7	59	11.9%	16.1%	17.9%	16.7 %
% of concluded courses in receipt of dual-arch fixed appliances	6	30	20.0%	61.3%	69.5%	72.9%
% of concluded courses where treatment was abandoned or discontinued	2	30	6.7%	13.0%	9.7%	8.7%
% of patients satisfied with the treatment they have received	0	0	<i>N/A</i>	91.8%	95.2%	95.7%

\* Figures in italics indicate that the base number is less than 100.

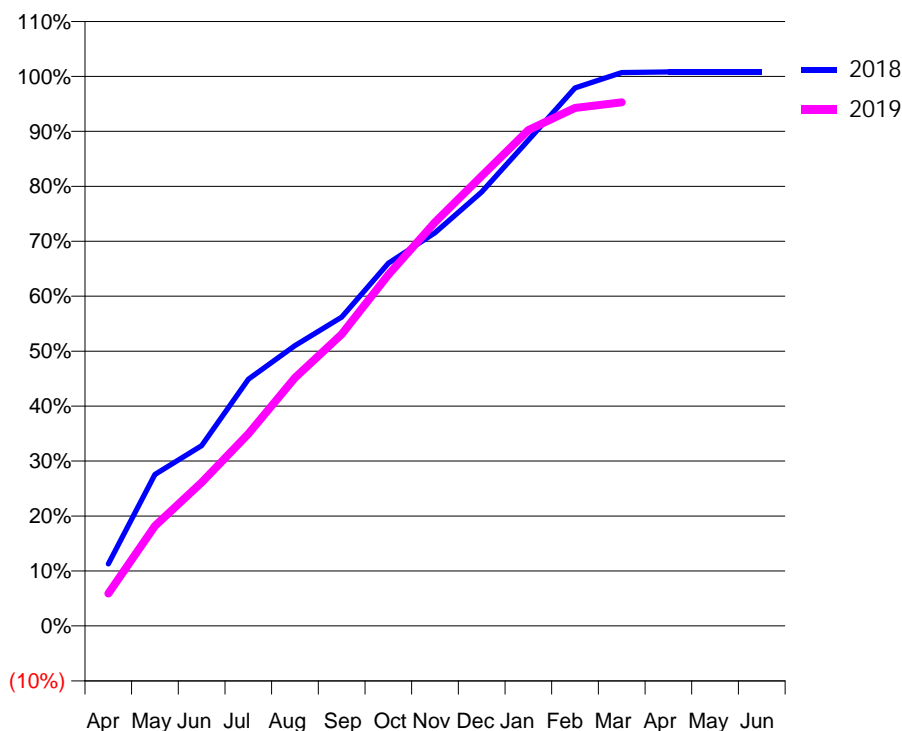
### Q54 - Vital Signs Orthodontic At a Glance Contract Report for 110353/0001 - March 2019

Name or company name	Wylde Green Orthodontics LLP	18/19 Contracted general activity (UDA)	0
Contract type name	PDS Contract	Carry forward general activity (UDA)	0
Purpose of contract	Orthodontic	18/19 Contracted orthodontic activity (UOA)	8,811
Contract start date	01/04/2006	Carry forward orthodontic activity (UOA)	-73
Contract end date	31/03/2023	Baseline contract value	£601,884.27

ACCESS	Contract	England and Wales
24 month ratio of assessments to patient IDs	1.02	1.08

ACTIVITY	Contract
Contract assess and fit appliances (case starts) as a percentage of Area Team case starts	4.6 %

Cumulative percentage of contracted UOA delivered 2018 & 2019



Month	Adjusted Scheduled Activity (UOA)		
	2017	2018	2019
April	1,228	996	520
May	2,385	2,427	1,603
June	2,987	2,892	2,301
July	3,687	3,957	3,079
August	4,563	4,496	3,978
September	5,375	4,950	4,677
October	6,205	5,814	5,630
November	6,913	6,304	6,473
December	7,640	6,959	7,214
January	8,362	7,788	7,950
February	8,874	8,624	8,305
March	8,995	8,873	8,393
April	9,018	8,884	
May	9,019	8,884	
June	9,019	8,884	

#### QUANTITY METRICS (rolling 12 month period)

	Contract Quantity	Contract Base Number	Contract *	Area Team	Region	England
% of all assessments that were assess and fit appliances (case starts)	388	609	63.7%	55.1%	57.1%	59.2%
% of all assessments that were assess and refuse	185	609	30.4%	11.8%	11.5%	12.0%
% of all assessments that were assess and review	36	609	5.9%	33.1%	31.4%	28.8%
% of case starts with a reported IOTN of 3 and Aesthetic Component of 5 or below	0	388	N/A	0.0%	0.1%	0.1%
% of case starts with a reported IOTN of 3 and Aesthetic Component of 6 or above	9	388	2.3%	1.7%	3.9%	3.9%
% of case starts with a reported IOTN of 4	263	388	67.8%	80.7%	75.9%	77.6%
% of case starts with a reported IOTN of 5	116	388	29.9%	16.1%	17.9%	16.7 %
% of concluded courses in receipt of dual-arch fixed appliances	319	348	91.7%	61.3%	69.5%	72.9%
% of concluded courses where treatment was abandoned or discontinued	16	348	4.6%	13.0%	9.7%	8.7%
% of patients satisfied with the treatment they have received	9	9	100.0%	91.8%	95.2%	95.7%

\* Figures in italics indicate that the base number is less than 100.

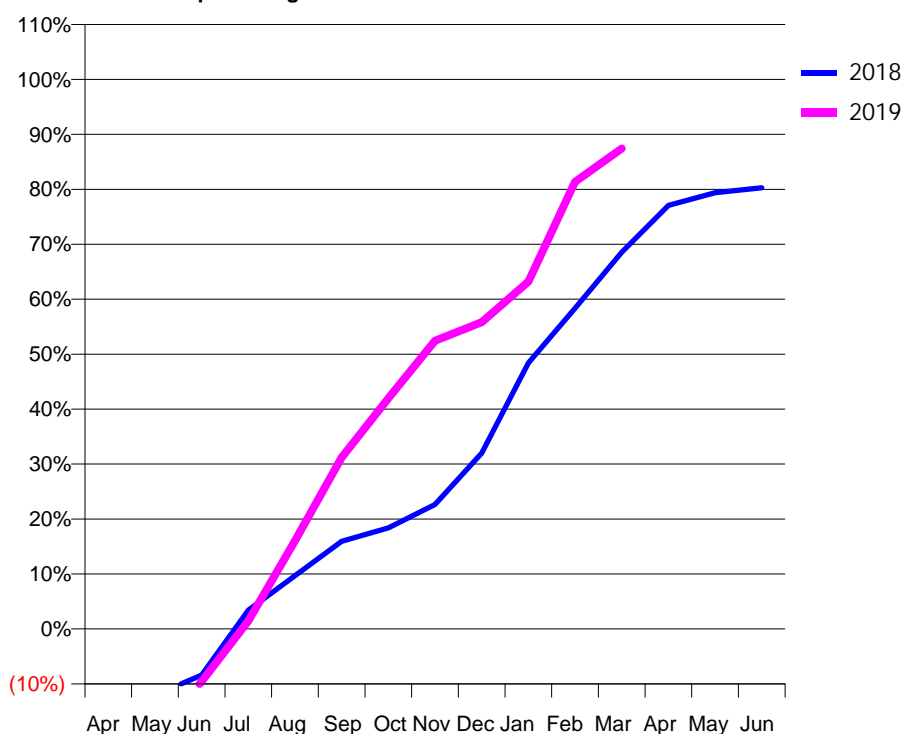
### Q54 - Vital Signs Orthodontic At a Glance Contract Report for 111287/0001 - March 2019

Name or company name	Black Country Orthodontics Ltd	18/19 Contracted general activity (UDA)	0
Contract type name	PDS Contract	Carry forward general activity (UDA)	0
Purpose of contract	Orthodontic	18/19 Contracted orthodontic activity (UOA)	3,483
Contract start date	01/01/2015	Carry forward orthodontic activity (UOA)	936
Contract end date	26/06/2020	Baseline contract value	£228,367.32

ACCESS	Contract	England and Wales
24 month ratio of assessments to patient IDs	1.02	1.08

ACTIVITY	Contract
Contract assess and fit appliances (case starts) as a percentage of Area Team case starts	2.6 %

Cumulative percentage of contracted UOA delivered 2018 & 2019



Month	Adjusted Scheduled Activity (UOA)		
	2017	2018	2019
April	0	-635	-936
May	210	-569	-678
June	213	-400	-334
July	299	163	51
August	426	460	558
September	662	757	1,087
October	1,216	872	1,462
November	1,703	1,074	1,826
December	1,914	1,517	1,944
January	2,385	2,297	2,201
February	2,683	2,768	2,834
March	3,447	3,251	3,044
April	3,834	3,656	
May	3,898	3,764	
June	3,898	3,807	

#### QUANTITY METRICS (rolling 12 month period)

	Contract Quantity	Contract Base Number	Contract *	Area Team	Region	England
% of all assessments that were assess and fit appliances (case starts)	223	304	73.4%	55.1%	57.1%	59.2%
% of all assessments that were assess and refuse	53	304	17.4%	11.8%	11.5%	12.0%
% of all assessments that were assess and review	28	304	9.2%	33.1%	31.4%	28.8%
% of case starts with a reported IOTN of 3 and Aesthetic Component of 5 or below	0	223	N/A	0.0%	0.1%	0.1%
% of case starts with a reported IOTN of 3 and Aesthetic Component of 6 or above	0	223	N/A	1.7%	3.9%	3.9%
% of case starts with a reported IOTN of 4	179	223	80.3%	80.7%	75.9%	77.6%
% of case starts with a reported IOTN of 5	42	223	18.8%	16.1%	17.9%	16.7 %
% of concluded courses in receipt of dual-arch fixed appliances	65	145	44.8%	61.3%	69.5%	72.9%
% of concluded courses where treatment was abandoned or discontinued	6	145	4.1%	13.0%	9.7%	8.7%
% of patients satisfied with the treatment they have received	8	8	100.0%	91.8%	95.2%	95.7%

\* Figures in italics indicate that the base number is less than 100.

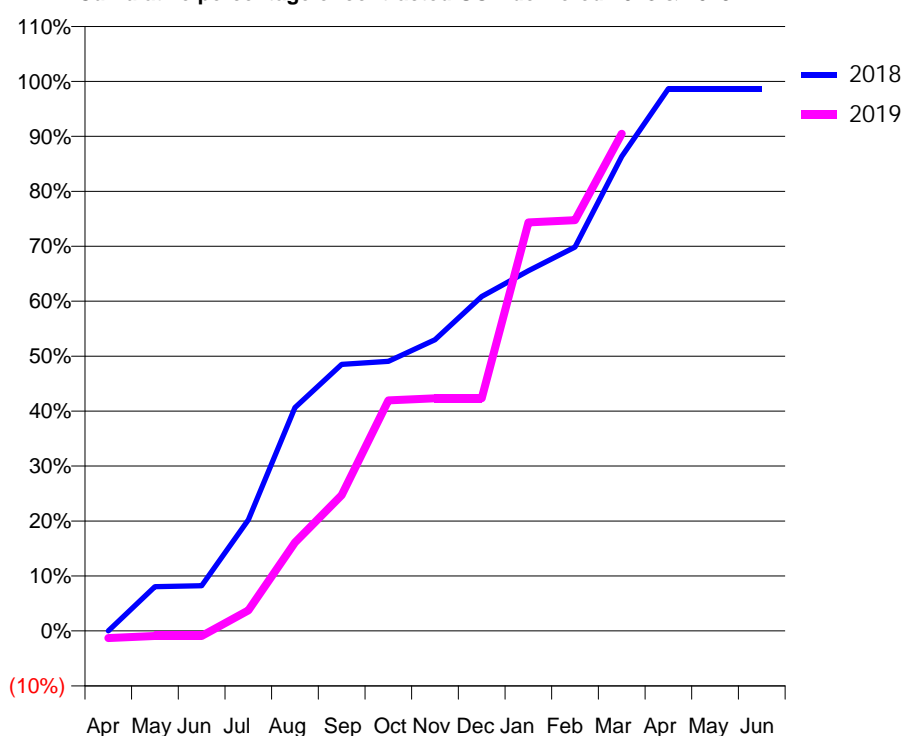
### Q54 - Vital Signs Orthodontic At a Glance Contract Report for 122068/0001 - March 2019

Name or company name	Jandu, Bhambra and Payne	18/19 Contracted general activity (UDA)	1,413
Contract type name	GDS Contract	Carry forward general activity (UDA)	0
Purpose of contract	General and Orthodontic	18/19 Contracted orthodontic activity (UOA)	534
Contract start date	01/04/2014	Carry forward orthodontic activity (UOA)	7
Contract end date		Baseline contract value	£72,446.99

ACCESS	Contract	England and Wales
24 month ratio of assessments to patient IDs	1.04	1.08

ACTIVITY	Contract
Contract assess and fit appliances (case starts) as a percentage of Area Team case starts	0.3 %

Cumulative percentage of contracted UOA delivered 2018 & 2019



Month	Adjusted Scheduled Activity (UOA)		
	2017	2018	2019
April	0	0	-7
May	0	43	-5
June	126	44	-5
July	212	108	20
August	235	217	86
September	298	259	132
October	361	262	224
November	424	283	226
December	490	325	226
January	512	350	397
February	514	373	399
March	538	461	483
April	540	527	
May	540	527	
June	540	527	

#### QUANTITY METRICS (rolling 12 month period)

	Contract Quantity	Contract Base Number	Contract *	Area Team	Region	England
% of all assessments that were assess and fit appliances (case starts)	27	54	50.0%	55.1%	57.1%	59.2%
% of all assessments that were assess and refuse	10	54	18.5%	11.8%	11.5%	12.0%
% of all assessments that were assess and review	17	54	31.5%	33.1%	31.4%	28.8%
% of case starts with a reported IOTN of 3 and Aesthetic Component of 5 or below	0	27	N/A	0.0%	0.1%	0.1%
% of case starts with a reported IOTN of 3 and Aesthetic Component of 6 or above	0	27	N/A	1.7%	3.9%	3.9%
% of case starts with a reported IOTN of 4	24	27	88.9%	80.7%	75.9%	77.6%
% of case starts with a reported IOTN of 5	2	27	7.4%	16.1%	17.9%	16.7%
% of concluded courses in receipt of dual-arch fixed appliances	22	29	75.9%	61.3%	69.5%	72.9%
% of concluded courses where treatment was abandoned or discontinued	3	29	10.3%	13.0%	9.7%	8.7%
% of patients satisfied with the treatment they have received	0	0	N/A	91.8%	95.2%	95.7%

\* Figures in italics indicate that the base number is less than 100.

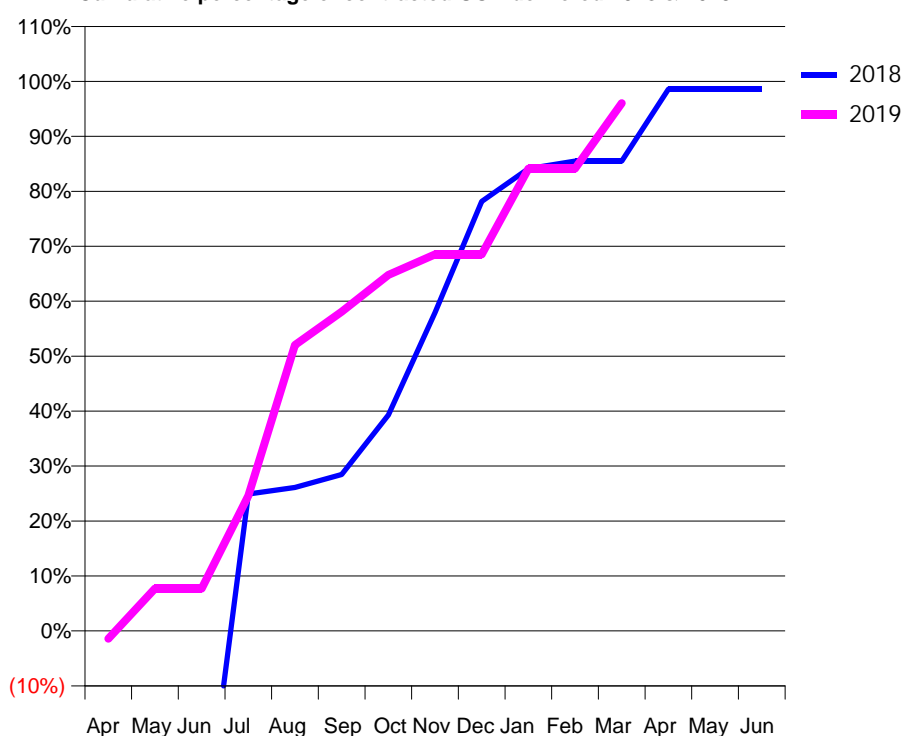
### Q54 - Vital Signs Orthodontic At a Glance Contract Report for 125008/0001 - March 2019

Name or company name	Briars Dental Practice	18/19 Contracted general activity (UDA)	18,492
Contract type name	GDS Contract	Carry forward general activity (UDA)	-298
Purpose of contract	General and Orthodontic	18/19 Contracted orthodontic activity (UOA)	1,763
Contract start date	01/04/2006	Carry forward orthodontic activity (UOA)	25
Contract end date		Baseline contract value	£570,446.34

ACCESS	Contract	England and Wales
24 month ratio of assessments to patient IDs	1.02	1.08

ACTIVITY	Contract
Contract assess and fit appliances (case starts) as a percentage of Area Team case starts	1.1 %

Cumulative percentage of contracted UOA delivered 2018 & 2019



Month	Adjusted Scheduled Activity (UOA)		
	2017	2018	2019
April	62	-1,026	-25
May	316	-956	136
June	426	-723	136
July	700	439	434
August	805	460	917
September	847	502	1,024
October	1,418	693	1,142
November	1,461	1,021	1,208
December	1,653	1,378	1,208
January	1,716	1,483	1,483
February	1,716	1,507	1,483
March	1,745	1,507	1,693
April	1,850	1,738	
May	1,850	1,738	
June	1,850	1,738	

#### QUANTITY METRICS (rolling 12 month period)

	Contract Quantity	Contract Base Number	Contract *	Area Team	Region	England
% of all assessments that were assess and fit appliances (case starts)	91	127	71.7%	55.1%	57.1%	59.2%
% of all assessments that were assess and refuse	6	127	4.7%	11.8%	11.5%	12.0%
% of all assessments that were assess and review	30	127	23.6%	33.1%	31.4%	28.8%
% of case starts with a reported IOTN of 3 and Aesthetic Component of 5 or below	0	91	<i>N/A</i>	0.0%	0.1%	0.1%
% of case starts with a reported IOTN of 3 and Aesthetic Component of 6 or above	0	91	<i>N/A</i>	1.7%	3.9%	3.9%
% of case starts with a reported IOTN of 4	81	91	89.0%	80.7%	75.9%	77.6%
% of case starts with a reported IOTN of 5	10	91	11.0%	16.1%	17.9%	16.7%
% of concluded courses in receipt of dual-arch fixed appliances	34	69	49.3%	61.3%	69.5%	72.9%
% of concluded courses where treatment was abandoned or discontinued	33	69	47.8%	13.0%	9.7%	8.7%
% of patients satisfied with the treatment they have received	0	0	<i>N/A</i>	91.8%	95.2%	95.7%

\* Figures in italics indicate that the base number is less than 100.

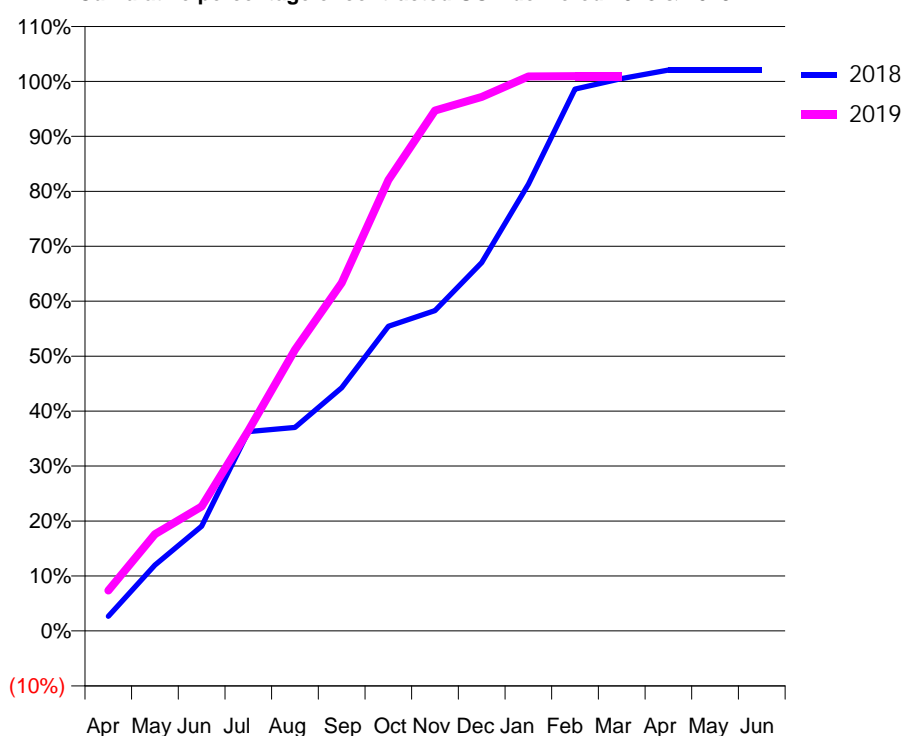
### Q54 - Vital Signs Orthodontic At a Glance Contract Report for 126543/0001 - March 2019

Name or company name	Amblecote Dental Care	18/19 Contracted general activity (UDA)	21,139
Contract type name	Pilot Contract	Carry forward general activity (UDA)	0
Purpose of contract	General and Orthodontic	18/19 Contracted orthodontic activity (UOA)	1,699
Contract start date	01/10/2014	Carry forward orthodontic activity (UOA)	-35
Contract end date		Baseline contract value	£798,368.95

ACCESS	Contract	England and Wales
24 month ratio of assessments to patient IDs	1.20	1.08

ACTIVITY	Contract
Contract assess and fit appliances (case starts) as a percentage of Area Team case starts	0.9 %

Cumulative percentage of contracted UOA delivered 2018 & 2019



Month	Adjusted Scheduled Activity (UOA)		
	2017	2018	2019
April	144	45	125
May	244	204	299
June	294	324	385
July	520	616	619
August	660	629	869
September	774	752	1,076
October	1,056	942	1,394
November	1,361	990	1,609
December	1,498	1,139	1,651
January	1,530	1,381	1,714
February	1,560	1,675	1,715
March	1,610	1,708	1,715
April	1,678	1,734	
May	1,678	1,734	
June	1,678	1,734	

#### QUANTITY METRICS (rolling 12 month period)

	Contract Quantity	Contract Base Number	Contract *	Area Team	Region	England
% of all assessments that were assess and fit appliances (case starts)	75	270	27.8%	55.1%	57.1%	59.2%
% of all assessments that were assess and refuse	52	270	19.3%	11.8%	11.5%	12.0%
% of all assessments that were assess and review	143	270	53.0%	33.1%	31.4%	28.8%
% of case starts with a reported IOTN of 3 and Aesthetic Component of 5 or below	0	75	<i>N/A</i>	0.0%	0.1%	0.1%
% of case starts with a reported IOTN of 3 and Aesthetic Component of 6 or above	2	75	2.7%	1.7%	3.9%	3.9%
% of case starts with a reported IOTN of 4	64	75	85.3%	80.7%	75.9%	77.6%
% of case starts with a reported IOTN of 5	9	75	12.0%	16.1%	17.9%	16.7%
% of concluded courses in receipt of dual-arch fixed appliances	9	63	14.3%	61.3%	69.5%	72.9%
% of concluded courses where treatment was abandoned or discontinued	7	63	11.1%	13.0%	9.7%	8.7%
% of patients satisfied with the treatment they have received	0	0	<i>N/A</i>	91.8%	95.2%	95.7%

\* Figures in italics indicate that the base number is less than 100.



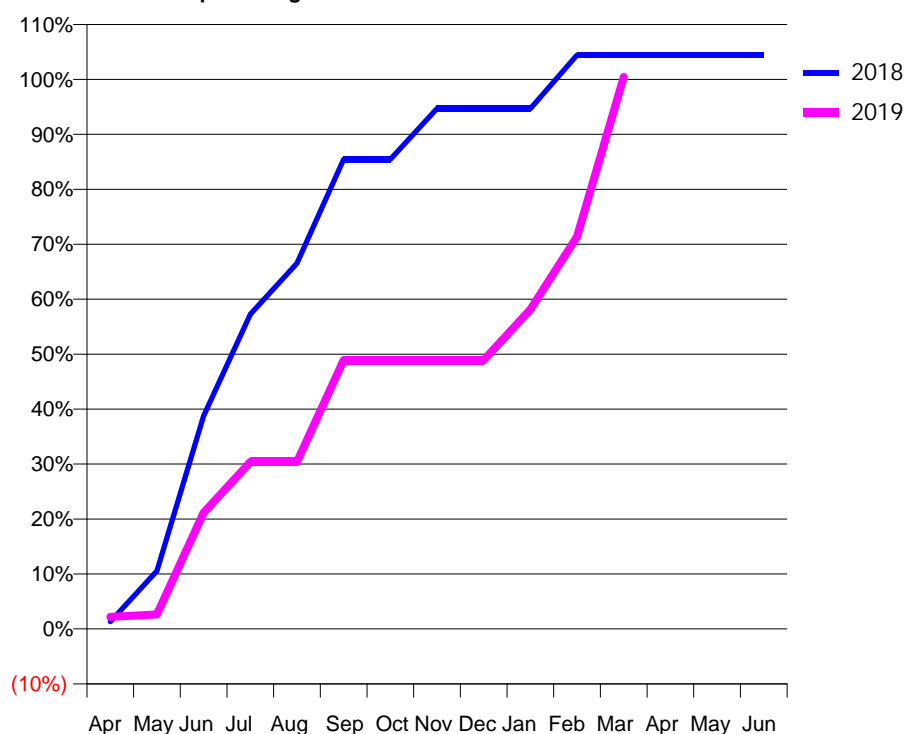
### Q54 - Vital Signs Orthodontic At a Glance Contract Report for 129321/0001 - March 2019

Name or company name	Smile By Smile Dental	18/19 Contracted general activity (UDA)	8,806
Contract type name	GDS Contract	Carry forward general activity (UDA)	70
Purpose of contract	General and Orthodontic	18/19 Contracted orthodontic activity (UOA)	227
Contract start date	01/08/2011	Carry forward orthodontic activity (UOA)	-4
Contract end date		Baseline contract value	£220,573.87

ACCESS	Contract	England and Wales
24 month ratio of assessments to patient IDs	1.03	1.08

ACTIVITY	Contract
Contract assess and fit appliances (case starts) as a percentage of Area Team case starts	0.1 %

Cumulative percentage of contracted UOA delivered 2018 & 2019



Month	Adjusted Scheduled Activity (UOA)		
	2017	2018	2019
April	13	3	5
May	77	24	6
June	77	88	48
July	164	130	69
August	165	151	69
September	186	194	111
October	207	194	111
November	209	215	111
December	209	215	111
January	209	215	132
February	209	237	162
March	209	237	228
April	230	237	
May	230	237	
June	230	237	

### QUANTITY METRICS (rolling 12 month period)

	Contract Quantity	Contract Base Number	Contract *	Area Team	Region	England
% of all assessments that were assess and fit appliances (case starts)	11	21	52.4%	55.1%	57.1%	59.2%
% of all assessments that were assess and refuse	0	21	0.0%	11.8%	11.5%	12.0%
% of all assessments that were assess and review	10	21	47.6%	33.1%	31.4%	28.8%
% of case starts with a reported IOTN of 3 and Aesthetic Component of 5 or below	0	11	N/A	0.0%	0.1%	0.1%
% of case starts with a reported IOTN of 3 and Aesthetic Component of 6 or above	0	11	N/A	1.7%	3.9%	3.9%
% of case starts with a reported IOTN of 4	9	11	81.8%	80.7%	75.9%	77.6%
% of case starts with a reported IOTN of 5	1	11	9.1%	16.1%	17.9%	16.7%
% of concluded courses in receipt of dual-arch fixed appliances	6	8	75.0%	61.3%	69.5%	72.9%
% of concluded courses where treatment was abandoned or discontinued	2	8	25.0%	13.0%	9.7%	8.7%
% of patients satisfied with the treatment they have received	0	0	N/A	91.8%	95.2%	95.7%

\* Figures in italics indicate that the base number is less than 100.

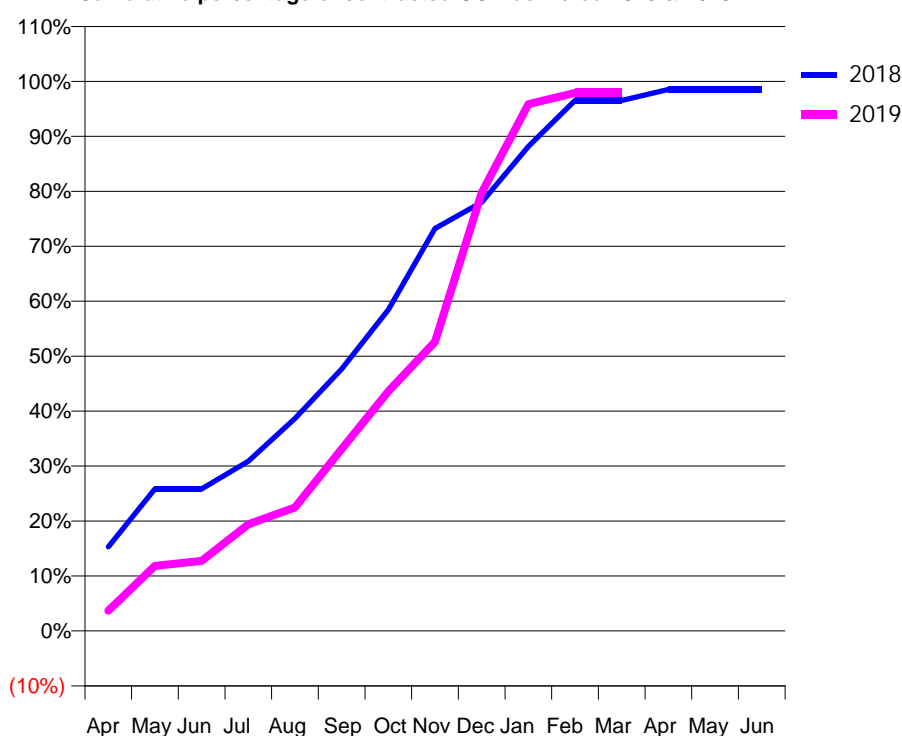
### Q54 - Vital Signs Orthodontic At a Glance Contract Report for 131342/0001 - March 2019

Name or company name	Camila Pema Dhaya & Jatinder Kaur	18/19 Contracted general activity (UDA)	44,254
Contract type name	GDS Contract	Carry forward general activity (UDA)	-273
Purpose of contract	General and Orthodontic	18/19 Contracted orthodontic activity (UOA)	1,091
Contract start date	01/04/2010	Carry forward orthodontic activity (UOA)	16
Contract end date		Baseline contract value	£1,351,951.97

ACCESS	Contract	England and Wales
24 month ratio of assessments to patient IDs	1.08	1.08

ACTIVITY	Contract
Contract assess and fit appliances (case starts) as a percentage of Area Team case starts	0.6 %

Cumulative percentage of contracted UOA delivered 2018 & 2019



Month	Adjusted Scheduled Activity (UOA)		
	2017	2018	2019
April	30	167	40
May	54	282	129
June	58	282	139
July	188	337	212
August	279	422	245
September	459	520	361
October	662	638	476
November	711	799	574
December	824	851	870
January	1,041	962	1,046
February	1,068	1,053	1,068
March	1,072	1,053	1,068
April	1,074	1,075	
May	1,075	1,075	
June	1,076	1,075	

#### QUANTITY METRICS (rolling 12 month period)

	Contract Quantity	Contract Base Number	Contract *	Area Team	Region	England
% of all assessments that were assess and fit appliances (case starts)	48	169	28.4%	55.1%	57.1%	59.2%
% of all assessments that were assess and refuse	25	169	14.8%	11.8%	11.5%	12.0%
% of all assessments that were assess and review	96	169	56.8%	33.1%	31.4%	28.8%
% of case starts with a reported IOTN of 3 and Aesthetic Component of 5 or below	0	48	<i>N/A</i>	0.0%	0.1%	0.1%
% of case starts with a reported IOTN of 3 and Aesthetic Component of 6 or above	4	48	8.3%	1.7%	3.9%	3.9%
% of case starts with a reported IOTN of 4	30	48	62.5%	80.7%	75.9%	77.6%
% of case starts with a reported IOTN of 5	13	48	27.1%	16.1%	17.9%	16.7%
% of concluded courses in receipt of dual-arch fixed appliances	12	28	42.9%	61.3%	69.5%	72.9%
% of concluded courses where treatment was abandoned or discontinued	10	28	35.7%	13.0%	9.7%	8.7%
% of patients satisfied with the treatment they have received	0	0	<i>N/A</i>	91.8%	95.2%	95.7%

\* Figures in italics indicate that the base number is less than 100.

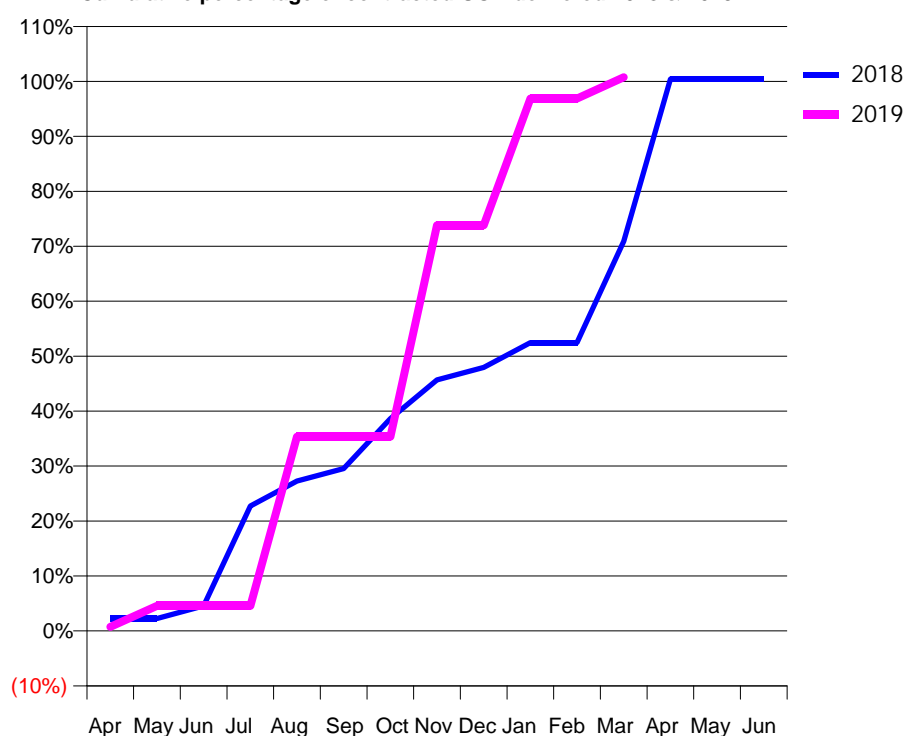
### Q54 - Vital Signs Orthodontic At a Glance Contract Report for 138657/0001 - March 2019

Name or company name	Coalway Road Dental Practice	18/19 Contracted general activity (UDA)	15,000
Contract type name	GDS Contract	Carry forward general activity (UDA)	-24
Purpose of contract	General and Orthodontic	18/19 Contracted orthodontic activity (UOA)	546
Contract start date	01/06/2011	Carry forward orthodontic activity (UOA)	-4
Contract end date		Baseline contract value	£326,506.67

ACCESS	Contract	England and Wales
24 month ratio of assessments to patient IDs	1.00	1.08

ACTIVITY	Contract
Contract assess and fit appliances (case starts) as a percentage of Area Team case starts	0.5 %

Cumulative percentage of contracted UOA delivered 2018 & 2019



Month	Adjusted Scheduled Activity (UOA)		
	2017	2018	2019
April	21	21	4
May	42	21	25
June	42	42	25
July	147	210	25
August	147	252	193
September	168	273	193
October	189	357	193
November	189	422	403
December	210	443	403
January	231	485	529
February	378	485	529
March	504	655	550
April	546	928	
May	546	928	
June	546	928	

#### QUANTITY METRICS (rolling 12 month period)

	Contract Quantity	Contract Base Number	Contract *	Area Team	Region	England
% of all assessments that were assess and fit appliances (case starts)	39	39	100.0%	55.1%	57.1%	59.2%
% of all assessments that were assess and refuse	0	39	0.0%	11.8%	11.5%	12.0%
% of all assessments that were assess and review	0	39	0.0%	33.1%	31.4%	28.8%
% of case starts with a reported IOTN of 3 and Aesthetic Component of 5 or below	0	39	N/A	0.0%	0.1%	0.1%
% of case starts with a reported IOTN of 3 and Aesthetic Component of 6 or above	3	39	7.7%	1.7%	3.9%	3.9%
% of case starts with a reported IOTN of 4	24	39	61.5%	80.7%	75.9%	77.6%
% of case starts with a reported IOTN of 5	12	39	30.8%	16.1%	17.9%	16.7%
% of concluded courses in receipt of dual-arch fixed appliances	18	23	78.3%	61.3%	69.5%	72.9%
% of concluded courses where treatment was abandoned or discontinued	5	23	21.7%	13.0%	9.7%	8.7%
% of patients satisfied with the treatment they have received	0	0	N/A	91.8%	95.2%	95.7%

\* Figures in italics indicate that the base number is less than 100.

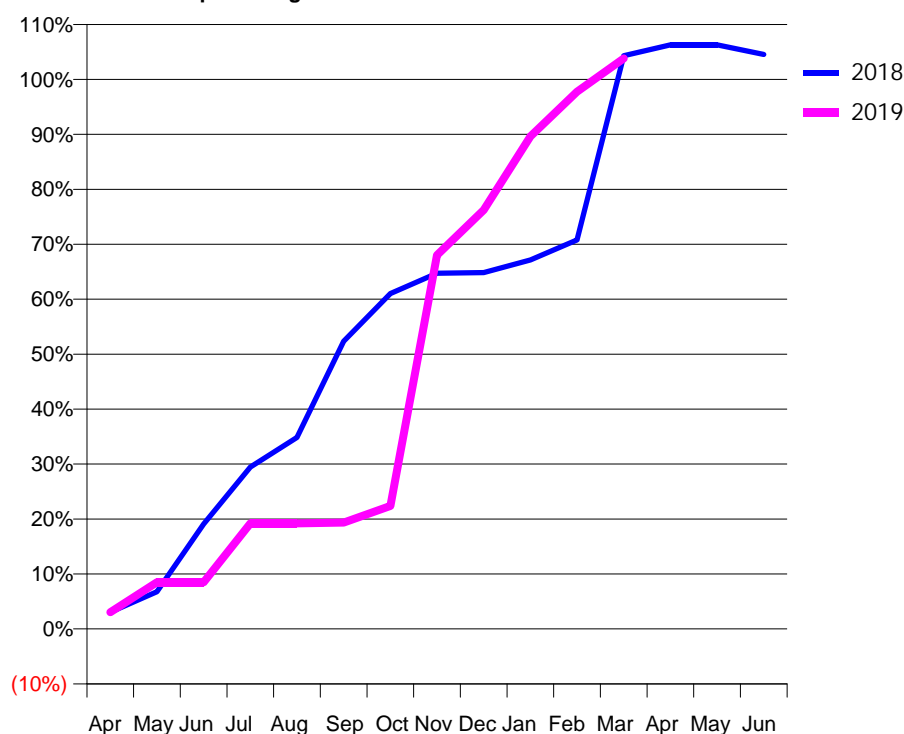
### Q54 - Vital Signs Orthodontic At a Glance Contract Report for 140260/0001 - March 2019

Name or company name	Thornley & Thornley	18/19 Contracted general activity (UDA)	3,132
Contract type name	GDS Contract	Carry forward general activity (UDA)	-62
Purpose of contract	General and Orthodontic	18/19 Contracted orthodontic activity (UOA)	791
Contract start date	01/04/2006	Carry forward orthodontic activity (UOA)	-24
Contract end date		Baseline contract value	£137,635.83

ACCESS	Contract	England and Wales
24 month ratio of assessments to patient IDs	1.08	1.08

ACTIVITY	Contract
Contract assess and fit appliances (case starts) as a percentage of Area Team case starts	0.4 %

Cumulative percentage of contracted UOA delivered 2018 & 2019



Month	Adjusted Scheduled Activity (UOA)		
	2017	2018	2019
April	103	37	24
May	245	82	67
June	252	231	67
July	350	357	152
August	401	422	152
September	638	634	153
October	752	739	177
November	902	784	538
December	916	785	603
January	927	813	709
February	946	857	773
March	948	1,263	821
April	948	1,287	
May	948	1,287	
June	952	1,266	

#### QUANTITY METRICS (rolling 12 month period)

	Contract Quantity	Contract Base Number	Contract *	Area Team	Region	England
% of all assessments that were assess and fit appliances (case starts)	38	59	64.4%	55.1%	57.1%	59.2%
% of all assessments that were assess and refuse	6	59	10.2%	11.8%	11.5%	12.0%
% of all assessments that were assess and review	15	59	25.4%	33.1%	31.4%	28.8%
% of case starts with a reported IOTN of 3 and Aesthetic Component of 5 or below	0	38	N/A	0.0%	0.1%	0.1%
% of case starts with a reported IOTN of 3 and Aesthetic Component of 6 or above	3	38	7.9%	1.7%	3.9%	3.9%
% of case starts with a reported IOTN of 4	29	38	76.3%	80.7%	75.9%	77.6%
% of case starts with a reported IOTN of 5	6	38	15.8%	16.1%	17.9%	16.7%
% of concluded courses in receipt of dual-arch fixed appliances	30	37	81.1%	61.3%	69.5%	72.9%
% of concluded courses where treatment was abandoned or discontinued	4	37	10.8%	13.0%	9.7%	8.7%
% of patients satisfied with the treatment they have received	0	0	N/A	91.8%	95.2%	95.7%

\* Figures in italics indicate that the base number is less than 100.

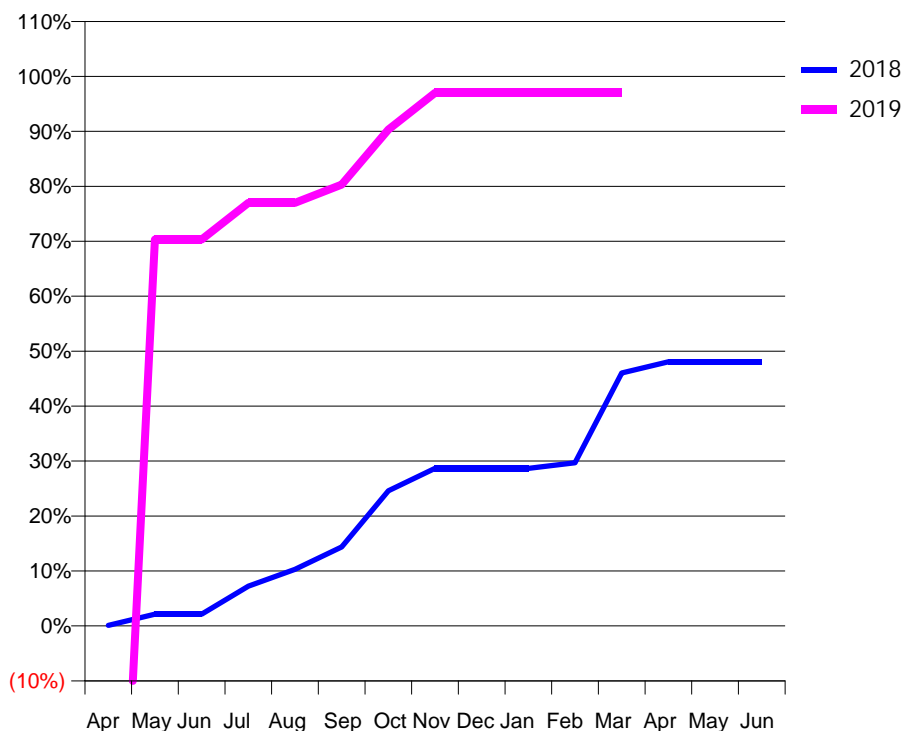
### Q54 - Vital Signs Orthodontic At a Glance Contract Report for 142131/0004 - March 2019

Name or company name	New Road Dental Practice	18/19 Contracted general activity (UDA)	0
Contract type name	PDS Contract	Carry forward general activity (UDA)	0
Purpose of contract	Orthodontic	18/19 Contracted orthodontic activity (UOA)	630
Contract start date	13/06/2011	Carry forward orthodontic activity (UOA)	1,069
Contract end date	26/06/2020	Baseline contract value	£30,835.28

ACCESS	Contract	England and Wales
24 month ratio of assessments to patient IDs	1.00	1.08

ACTIVITY	Contract
Contract assess and fit appliances (case starts) as a percentage of Area Team case starts	1.0 %

Cumulative percentage of contracted UOA delivered 2018 & 2019



Month	Adjusted Scheduled Activity (UOA)		
	2017	2018	2019
April	2	2	-628
May	2	44	443
June	2	44	443
July	23	149	485
August	23	212	485
September	23	296	506
October	65	506	569
November	86	590	611
December	86	590	611
January	212	590	611
February	296	611	611
March	464	947	611
April	632	989	
May	632	989	
June	632	989	

#### QUANTITY METRICS (rolling 12 month period)

	Contract Quantity	Contract Base Number	Contract *	Area Team	Region	England
% of all assessments that were assess and fit appliances (case starts)	83	83	100.0%	55.1%	57.1%	59.2%
% of all assessments that were assess and refuse	0	83	0.0%	11.8%	11.5%	12.0%
% of all assessments that were assess and review	0	83	0.0%	33.1%	31.4%	28.8%
% of case starts with a reported IOTN of 3 and Aesthetic Component of 5 or below	0	83	N/A	0.0%	0.1%	0.1%
% of case starts with a reported IOTN of 3 and Aesthetic Component of 6 or above	2	83	2.4%	1.7%	3.9%	3.9%
% of case starts with a reported IOTN of 4	59	83	71.1%	80.7%	75.9%	77.6%
% of case starts with a reported IOTN of 5	22	83	26.5%	16.1%	17.9%	16.7%
% of concluded courses in receipt of dual-arch fixed appliances	9	24	37.5%	61.3%	69.5%	72.9%
% of concluded courses where treatment was abandoned or discontinued	15	24	62.5%	13.0%	9.7%	8.7%
% of patients satisfied with the treatment they have received	0	0	N/A	91.8%	95.2%	95.7%

\* Figures in italics indicate that the base number is less than 100.

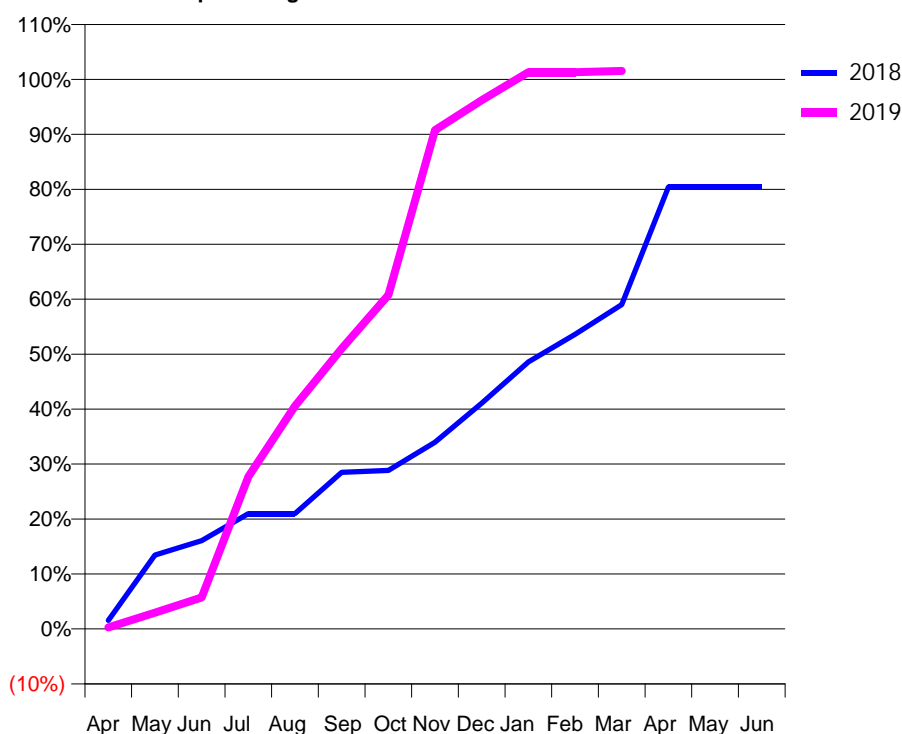
### Q54 - Vital Signs Orthodontic At a Glance Contract Report for 148733/0001 - March 2019

Name or company name	Morgan Dental	18/19 Contracted general activity (UDA)	773
Contract type name	GDS Contract	Carry forward general activity (UDA)	0
Purpose of contract	General and Orthodontic	18/19 Contracted orthodontic activity (UOA)	900
Contract start date	01/10/2013	Carry forward orthodontic activity (UOA)	0
Contract end date		Baseline contract value	£80,636.51

ACCESS	Contract	England and Wales
24 month ratio of assessments to patient IDs	1.12	1.08

ACTIVITY	Contract
Contract assess and fit appliances (case starts) as a percentage of Area Team case starts	0.6 %

Cumulative percentage of contracted UOA delivered 2018 & 2019



Month	Adjusted Scheduled Activity (UOA)		
	2017	2018	2019
April	9	14	3
May	156	121	27
June	157	145	52
July	181	189	249
August	204	189	365
September	247	257	459
October	423	260	547
November	469	306	817
December	493	370	866
January	560	437	912
February	633	482	912
March	760	531	914
April	909	724	
May	911	724	
June	913	724	

#### QUANTITY METRICS (rolling 12 month period)

	Contract Quantity	Contract Base Number	Contract *	Area Team	Region	England
% of all assessments that were assess and fit appliances (case starts)	49	124	39.5%	55.1%	57.1%	59.2%
% of all assessments that were assess and refuse	12	124	9.7%	11.8%	11.5%	12.0%
% of all assessments that were assess and review	63	124	50.8%	33.1%	31.4%	28.8%
% of case starts with a reported IOTN of 3 and Aesthetic Component of 5 or below	0	49	<i>N/A</i>	0.0%	0.1%	0.1%
% of case starts with a reported IOTN of 3 and Aesthetic Component of 6 or above	1	49	2.0%	1.7%	3.9%	3.9%
% of case starts with a reported IOTN of 4	45	49	91.8%	80.7%	75.9%	77.6%
% of case starts with a reported IOTN of 5	3	49	6.1%	16.1%	17.9%	16.7%
% of concluded courses in receipt of dual-arch fixed appliances	26	31	83.9%	61.3%	69.5%	72.9%
% of concluded courses where treatment was abandoned or discontinued	3	31	9.7%	13.0%	9.7%	8.7%
% of patients satisfied with the treatment they have received	0	0	<i>N/A</i>	91.8%	95.2%	95.7%

\* Figures in italics indicate that the base number is less than 100.

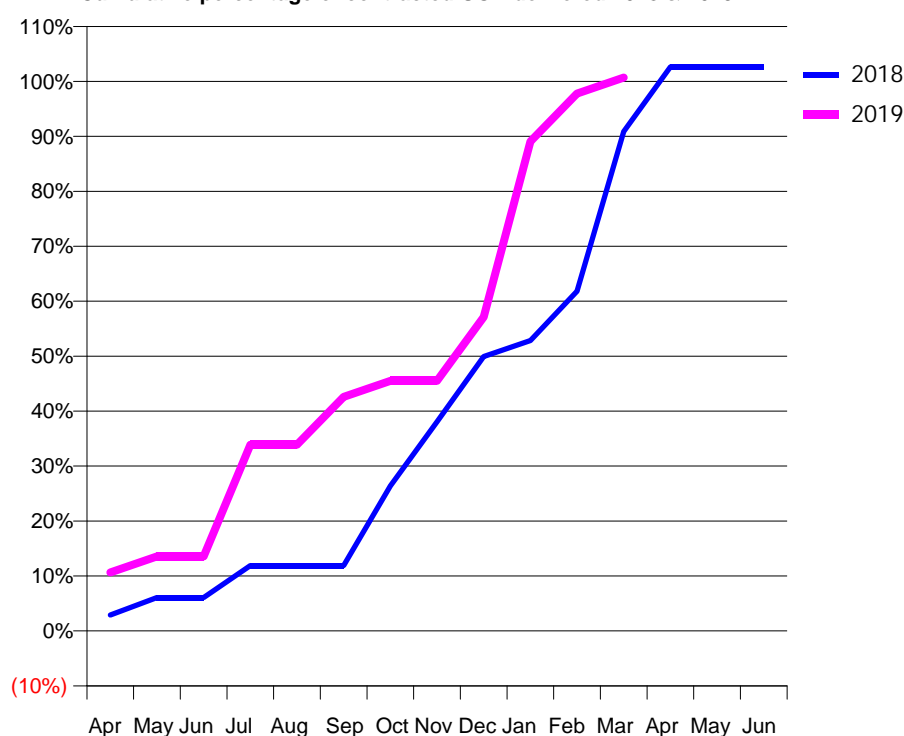
### Q54 - Vital Signs Orthodontic At a Glance Contract Report for 150665/0001 - March 2019

Name or company name	Shaw & Jandu Dental Practice	18/19 Contracted general activity (UDA)	10,110
Contract type name	GDS Contract	Carry forward general activity (UDA)	0
Purpose of contract	General and Orthodontic	18/19 Contracted orthodontic activity (UOA)	723
Contract start date	01/04/2009	Carry forward orthodontic activity (UOA)	-14
Contract end date		Baseline contract value	£265,651.10

ACCESS	Contract	England and Wales
24 month ratio of assessments to patient IDs	1.00	1.08

ACTIVITY	Contract
Contract assess and fit appliances (case starts) as a percentage of Area Team case starts	0.4 %

Cumulative percentage of contracted UOA delivered 2018 & 2019



Month	Adjusted Scheduled Activity (UOA)		
	2017	2018	2019
April	-5	21	77
May	-5	44	98
June	37	44	98
July	121	86	245
August	184	86	245
September	226	86	308
October	247	191	329
November	289	275	329
December	352	361	413
January	499	382	644
February	583	447	707
March	730	657	728
April	730	742	
May	730	742	
June	730	742	

#### QUANTITY METRICS (rolling 12 month period)

	Contract Quantity	Contract Base Number	Contract *	Area Team	Region	England
% of all assessments that were assess and fit appliances (case starts)	38	39	97.4%	55.1%	57.1%	59.2%
% of all assessments that were assess and refuse	0	39	0.0%	11.8%	11.5%	12.0%
% of all assessments that were assess and review	1	39	2.6%	33.1%	31.4%	28.8%
% of case starts with a reported IOTN of 3 and Aesthetic Component of 5 or below	0	38	N/A	0.0%	0.1%	0.1%
% of case starts with a reported IOTN of 3 and Aesthetic Component of 6 or above	0	38	N/A	1.7%	3.9%	3.9%
% of case starts with a reported IOTN of 4	34	38	89.5%	80.7%	75.9%	77.6%
% of case starts with a reported IOTN of 5	4	38	10.5%	16.1%	17.9%	16.7 %
% of concluded courses in receipt of dual-arch fixed appliances	18	32	56.3%	61.3%	69.5%	72.9%
% of concluded courses where treatment was abandoned or discontinued	7	32	21.9%	13.0%	9.7%	8.7%
% of patients satisfied with the treatment they have received	0	0	N/A	91.8%	95.2%	95.7%

\* Figures in italics indicate that the base number is less than 100.

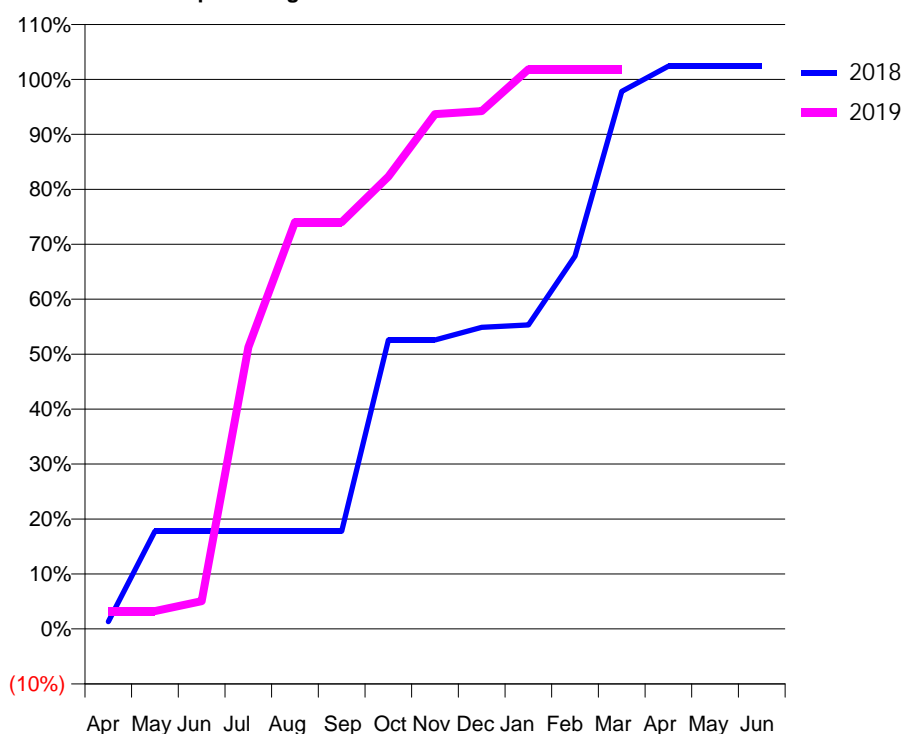
### Q54 - Vital Signs Orthodontic At a Glance Contract Report for 155861/0001 - March 2019

Name or company name	P & A Bhandal	18/19 Contracted general activity (UDA)	16,221
Contract type name	GDS Contract	Carry forward general activity (UDA)	209
Purpose of contract	General and Orthodontic	18/19 Contracted orthodontic activity (UOA)	554
Contract start date	25/02/2011	Carry forward orthodontic activity (UOA)	-18
Contract end date		Baseline contract value	£389,912.62

ACCESS	Contract	England and Wales
24 month ratio of assessments to patient IDs	1.06	1.08

ACTIVITY	Contract
Contract assess and fit appliances (case starts) as a percentage of Area Team case starts	0.3 %

Cumulative percentage of contracted UOA delivered 2018 & 2019



Month	Adjusted Scheduled Activity (UOA)		
	2017	2018	2019
April	24	12	18
May	150	162	18
June	213	162	28
July	341	162	284
August	341	162	410
September	341	162	410
October	534	479	456
November	534	479	519
December	539	500	522
January	540	504	564
February	540	618	564
March	540	891	564
April	545	933	
May	566	933	
June	566	933	

#### QUANTITY METRICS (rolling 12 month period)

	Contract Quantity	Contract Base Number	Contract *	Area Team	Region	England
% of all assessments that were assess and fit appliances (case starts)	27	49	55.1%	55.1%	57.1%	59.2%
% of all assessments that were assess and refuse	3	49	6.1%	11.8%	11.5%	12.0%
% of all assessments that were assess and review	19	49	38.8%	33.1%	31.4%	28.8%
% of case starts with a reported IOTN of 3 and Aesthetic Component of 5 or below	0	27	N/A	0.0%	0.1%	0.1%
% of case starts with a reported IOTN of 3 and Aesthetic Component of 6 or above	0	27	N/A	1.7%	3.9%	3.9%
% of case starts with a reported IOTN of 4	27	27	100.0%	80.7%	75.9%	77.6%
% of case starts with a reported IOTN of 5	0	27	N/A	16.1%	17.9%	16.7%
% of concluded courses in receipt of dual-arch fixed appliances	4	8	50.0%	61.3%	69.5%	72.9%
% of concluded courses where treatment was abandoned or discontinued	4	8	50.0%	13.0%	9.7%	8.7%
% of patients satisfied with the treatment they have received	0	0	N/A	91.8%	95.2%	95.7%

\* Figures in italics indicate that the base number is less than 100.



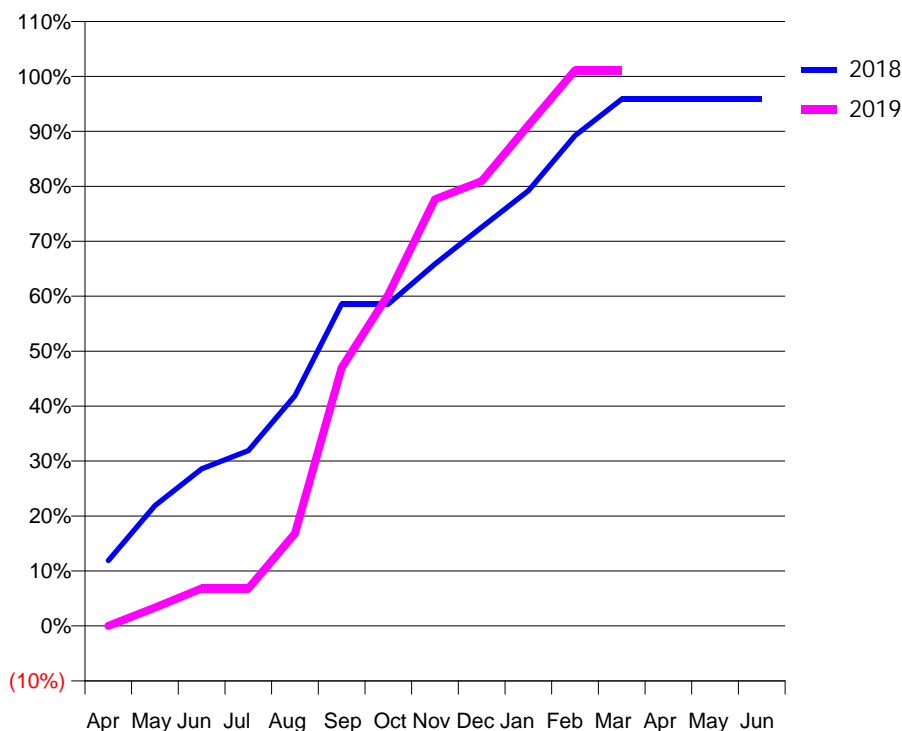
### Q54 - Vital Signs Orthodontic At a Glance Contract Report for 157422/0007 - March 2019

Name or company name	Priory Dental Practice	18/19 Contracted general activity (UDA)	0
Contract type name	PDS Contract	Carry forward general activity (UDA)	0
Purpose of contract	Orthodontic	18/19 Contracted orthodontic activity (UOA)	630
Contract start date	13/06/2011	Carry forward orthodontic activity (UOA)	0
Contract end date	26/06/2020	Baseline contract value	£30,835.28

ACCESS	Contract	England and Wales
24 month ratio of assessments to patient IDs	1.00	1.08

ACTIVITY	Contract
Contract assess and fit appliances (case starts) as a percentage of Area Team case starts	0.4 %

Cumulative percentage of contracted UOA delivered 2018 & 2019



Month	Adjusted Scheduled Activity (UOA)		
	2017	2018	2019
April	14	75	0
May	16	138	21
June	58	180	43
July	145	201	43
August	272	264	106
September	357	369	296
October	403	369	380
November	490	415	489
December	512	457	510
January	537	499	574
February	579	562	637
March	642	604	637
April	642	604	
May	642	604	
June	642	604	

#### QUANTITY METRICS (rolling 12 month period)

	Contract Quantity	Contract Base Number	Contract *	Area Team	Region	England
% of all assessments that were assess and fit appliances (case starts)	31	35	88.6%	55.1%	57.1%	59.2%
% of all assessments that were assess and refuse	2	35	5.7%	11.8%	11.5%	12.0%
% of all assessments that were assess and review	2	35	5.7%	33.1%	31.4%	28.8%
% of case starts with a reported IOTN of 3 and Aesthetic Component of 5 or below	0	31	<i>N/A</i>	0.0%	0.1%	0.1%
% of case starts with a reported IOTN of 3 and Aesthetic Component of 6 or above	0	31	<i>N/A</i>	1.7%	3.9%	3.9%
% of case starts with a reported IOTN of 4	30	31	96.8%	80.7%	75.9%	77.6%
% of case starts with a reported IOTN of 5	1	31	3.2%	16.1%	17.9%	16.7 %
% of concluded courses in receipt of dual-arch fixed appliances	10	13	76.9%	61.3%	69.5%	72.9%
% of concluded courses where treatment was abandoned or discontinued	1	13	7.7%	13.0%	9.7%	8.7%
% of patients satisfied with the treatment they have received	0	0	<i>N/A</i>	91.8%	95.2%	95.7%

\* Figures in italics indicate that the base number is less than 100.

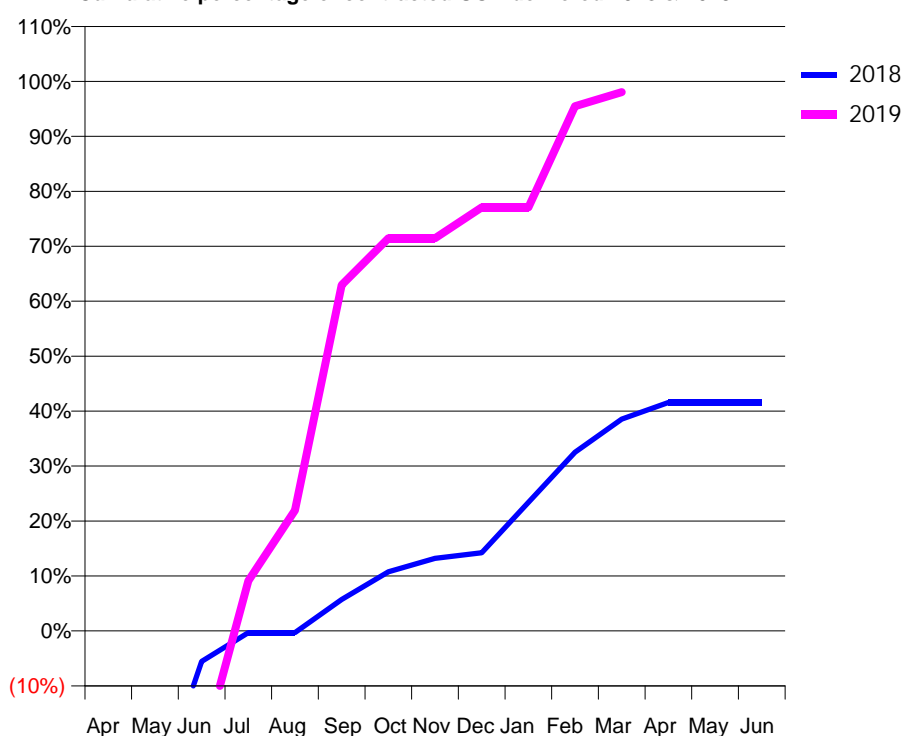
### Q54 - Vital Signs Orthodontic At a Glance Contract Report for 171654/0001 - March 2019

Name or company name	Kingswinford Health Centre 2	18/19 Contracted general activity (UDA)	11,155
Contract type name	GDS Contract	Carry forward general activity (UDA)	374
Purpose of contract	General and Orthodontic	18/19 Contracted orthodontic activity (UOA)	820
Contract start date	01/09/2014	Carry forward orthodontic activity (UOA)	1,215
Contract end date		Baseline contract value	£329,018.08

ACCESS	Contract	England and Wales
24 month ratio of assessments to patient IDs	1.04	1.08

ACTIVITY	Contract
Contract assess and fit appliances (case starts) as a percentage of Area Team case starts	1.2 %

Cumulative percentage of contracted UOA delivered 2018 & 2019



Month	Adjusted Scheduled Activity (UOA)		
	2017	2018	2019
April	0	-756	-1,215
May	273	-641	-774
June	349	-116	-184
July	437	-7	75
August	710	-7	180
September	710	119	516
October	710	224	586
November	710	275	586
December	732	296	632
January	732	487	632
February	795	676	783
March	799	802	804
April	799	865	
May	799	865	
June	799	865	

#### QUANTITY METRICS (rolling 12 month period)

	Contract Quantity	Contract Base Number	Contract *	Area Team	Region	England
% of all assessments that were assess and fit appliances (case starts)	99	115	86.1%	55.1%	57.1%	59.2%
% of all assessments that were assess and refuse	2	115	1.7%	11.8%	11.5%	12.0%
% of all assessments that were assess and review	14	115	12.2%	33.1%	31.4%	28.8%
% of case starts with a reported IOTN of 3 and Aesthetic Component of 5 or below	0	99	<i>N/A</i>	0.0%	0.1%	0.1%
% of case starts with a reported IOTN of 3 and Aesthetic Component of 6 or above	2	99	2.0%	1.7%	3.9%	3.9%
% of case starts with a reported IOTN of 4	79	99	79.8%	80.7%	75.9%	77.6%
% of case starts with a reported IOTN of 5	18	99	18.2%	16.1%	17.9%	16.7%
% of concluded courses in receipt of dual-arch fixed appliances	14	41	34.1%	61.3%	69.5%	72.9%
% of concluded courses where treatment was abandoned or discontinued	27	41	65.9%	13.0%	9.7%	8.7%
% of patients satisfied with the treatment they have received	4	4	100.0%	91.8%	95.2%	95.7%

\* Figures in italics indicate that the base number is less than 100.

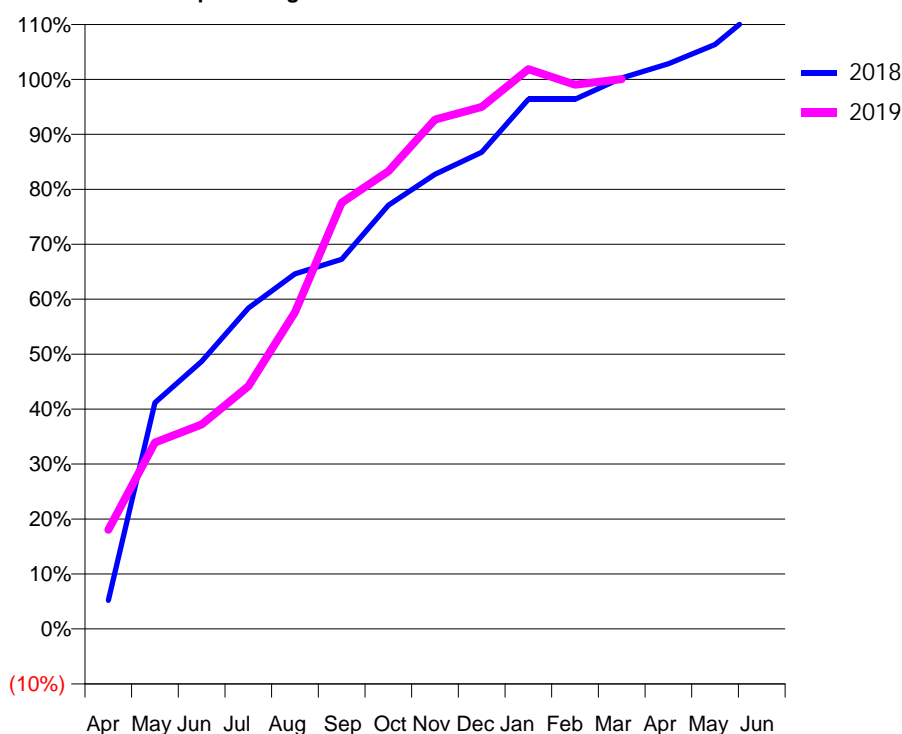
### Q54 - Vital Signs Orthodontic At a Glance Contract Report for 176745/0001 - March 2019

Name or company name	Dr V Ansari	18/19 Contracted general activity (UDA)	3,216
Contract type name	GDS Contract	Carry forward general activity (UDA)	1
Purpose of contract	General and Orthodontic	18/19 Contracted orthodontic activity (UOA)	2,050
Contract start date	01/04/2012	Carry forward orthodontic activity (UOA)	-48
Contract end date		Baseline contract value	£221,376.51

ACCESS	Contract	England and Wales
24 month ratio of assessments to patient IDs	1.12	1.08

ACTIVITY	Contract
Contract assess and fit appliances (case starts) as a percentage of Area Team case starts	1.3 %

Cumulative percentage of contracted UOA delivered 2018 & 2019



Month	Adjusted Scheduled Activity (UOA)		
	2017	2018	2019
April	780	125	370
May	1,059	991	695
June	1,222	1,172	763
July	1,320	1,405	905
August	1,422	1,555	1,181
September	1,554	1,619	1,590
October	1,768	1,856	1,707
November	1,967	1,991	1,900
December	2,116	2,088	1,947
January	2,095	2,320	2,088
February	2,095	2,320	2,030
March	2,053	2,413	2,051
April	2,053	2,476	
May	2,074	2,560	
June	2,095	2,728	

#### QUANTITY METRICS (rolling 12 month period)

	Contract Quantity	Contract Base Number	Contract *	Area Team	Region	England
% of all assessments that were assess and fit appliances (case starts)	110	276	39.9%	55.1%	57.1%	59.2%
% of all assessments that were assess and refuse	93	276	33.7%	11.8%	11.5%	12.0%
% of all assessments that were assess and review	73	276	26.4%	33.1%	31.4%	28.8%
% of case starts with a reported IOTN of 3 and Aesthetic Component of 5 or below	0	110	N/A	0.0%	0.1%	0.1%
% of case starts with a reported IOTN of 3 and Aesthetic Component of 6 or above	0	110	N/A	1.7%	3.9%	3.9%
% of case starts with a reported IOTN of 4	107	110	97.3%	80.7%	75.9%	77.6%
% of case starts with a reported IOTN of 5	3	110	2.7%	16.1%	17.9%	16.7%
% of concluded courses in receipt of dual-arch fixed appliances	63	77	81.8%	61.3%	69.5%	72.9%
% of concluded courses where treatment was abandoned or discontinued	12	77	15.6%	13.0%	9.7%	8.7%
% of patients satisfied with the treatment they have received	3	3	100.0%	91.8%	95.2%	95.7%

\* Figures in italics indicate that the base number is less than 100.

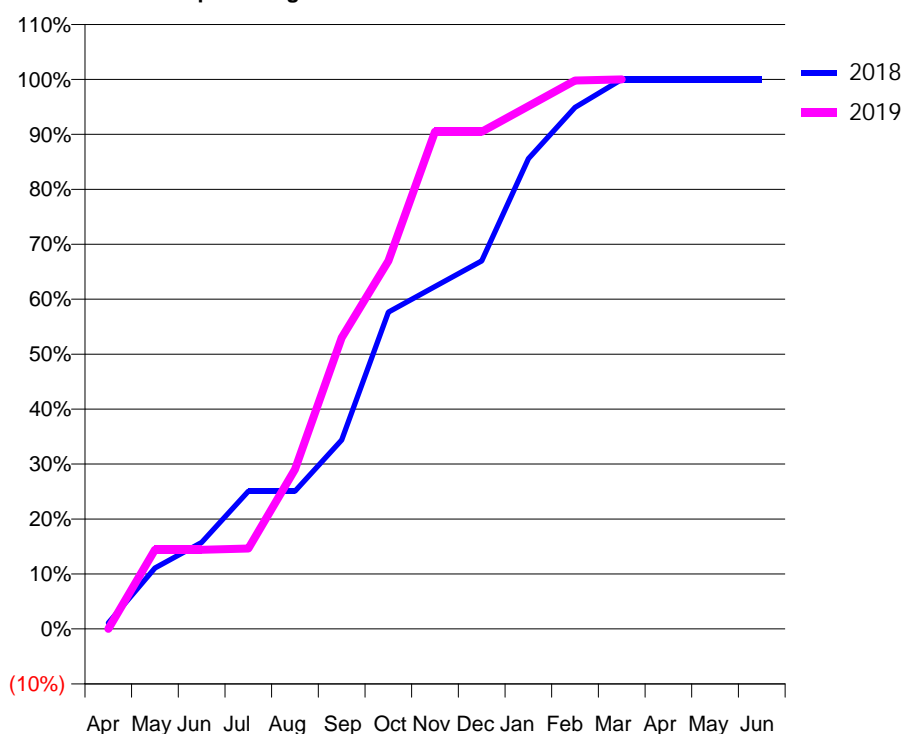
### Q54 - Vital Signs Orthodontic At a Glance Contract Report for 184926/0001 - March 2019

Name or company name	Mrs Jaspreet Kiran Kaur Pahal	18/19 Contracted general activity (UDA)	7,545
Contract type name	GDS Contract	Carry forward general activity (UDA)	84
Purpose of contract	General and Orthodontic	18/19 Contracted orthodontic activity (UOA)	451
Contract start date	01/01/2016	Carry forward orthodontic activity (UOA)	0
Contract end date		Baseline contract value	£210,717.78

ACCESS	Contract	England and Wales
24 month ratio of assessments to patient IDs	1.02	1.08

ACTIVITY	Contract
Contract assess and fit appliances (case starts) as a percentage of Area Team case starts	0.2 %

Cumulative percentage of contracted UOA delivered 2018 & 2019



Month	Adjusted Scheduled Activity (UOA)		
	2017	2018	2019
April	5	5	0
May	5	50	65
June	7	71	65
July	114	113	66
August	114	113	131
September	114	155	239
October	114	260	302
November	282	281	408
December	370	302	408
January	413	386	429
February	435	428	450
March	456	451	451
April	456	451	
May	456	451	
June	456	451	

#### QUANTITY METRICS (rolling 12 month period)

	Contract Quantity	Contract Base Number	Contract *	Area Team	Region	England
% of all assessments that were assess and fit appliances (case starts)	21	31	67.7%	55.1%	57.1%	59.2%
% of all assessments that were assess and refuse	4	31	12.9%	11.8%	11.5%	12.0%
% of all assessments that were assess and review	6	31	19.4%	33.1%	31.4%	28.8%
% of case starts with a reported IOTN of 3 and Aesthetic Component of 5 or below	0	21	<i>N/A</i>	0.0%	0.1%	0.1%
% of case starts with a reported IOTN of 3 and Aesthetic Component of 6 or above	0	21	<i>N/A</i>	1.7%	3.9%	3.9%
% of case starts with a reported IOTN of 4	20	21	95.2%	80.7%	75.9%	77.6%
% of case starts with a reported IOTN of 5	1	21	4.8%	16.1%	17.9%	16.7%
% of concluded courses in receipt of dual-arch fixed appliances	0	14	<i>N/A</i>	61.3%	69.5%	72.9%
% of concluded courses where treatment was abandoned or discontinued	0	14	0.0%	13.0%	9.7%	8.7%
% of patients satisfied with the treatment they have received	1	1	100.0%	91.8%	95.2%	95.7%

\* Figures in italics indicate that the base number is less than 100.

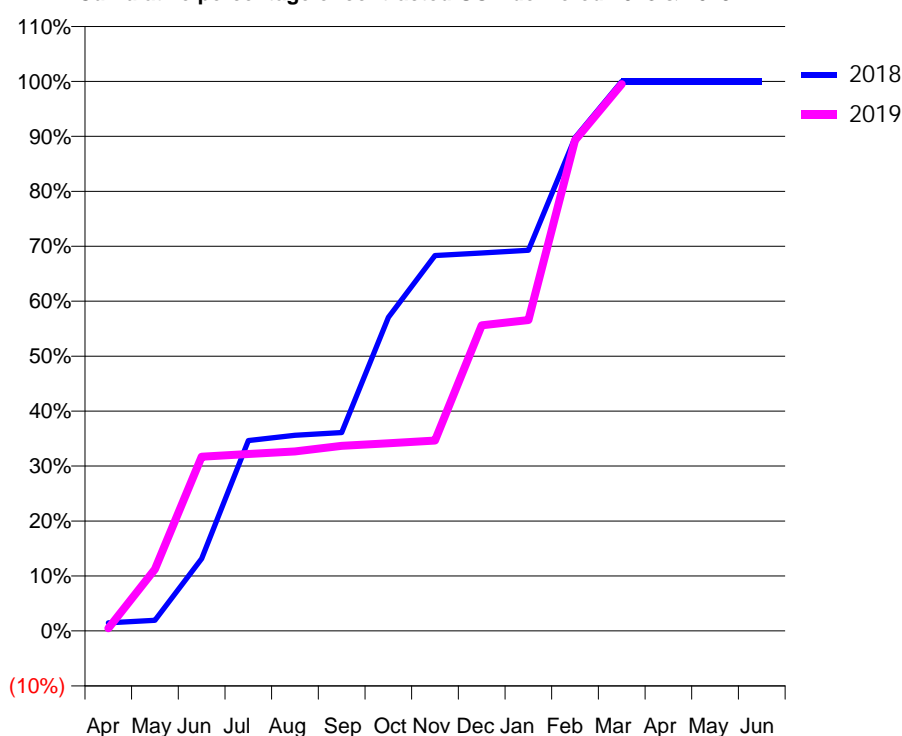
### Q54 - Vital Signs Orthodontic At a Glance Contract Report for 190489/0001 - March 2019

Name or company name	Titley, Darby, Dehal and Associates	18/19 Contracted general activity (UDA)	27,023
Contract type name	GDS Contract	Carry forward general activity (UDA)	0
Purpose of contract	General and Orthodontic	18/19 Contracted orthodontic activity (UOA)	205
Contract start date	01/11/2011	Carry forward orthodontic activity (UOA)	0
Contract end date		Baseline contract value	£667,635.97

ACCESS	Contract	England and Wales
24 month ratio of assessments to patient IDs	1.16	1.08

ACTIVITY	Contract
Contract assess and fit appliances (case starts) as a percentage of Area Team case starts	0.1 %

Cumulative percentage of contracted UOA delivered 2018 & 2019



Month	Adjusted Scheduled Activity (UOA)		
	2017	2018	2019
April	-1	3	1
May	-1	4	23
June	22	27	65
July	22	71	66
August	22	73	67
September	22	74	69
October	22	117	70
November	106	140	71
December	107	141	114
January	108	142	116
February	175	184	183
March	203	205	204
April	204	205	
May	204	205	
June	204	205	

### QUANTITY METRICS (rolling 12 month period)

	Contract Quantity	Contract Base Number	Contract *	Area Team	Region	England
% of all assessments that were assess and fit appliances (case starts)	9	24	37.5%	55.1%	57.1%	59.2%
% of all assessments that were assess and refuse	1	24	4.2%	11.8%	11.5%	12.0%
% of all assessments that were assess and review	14	24	58.3%	33.1%	31.4%	28.8%
% of case starts with a reported IOTN of 3 and Aesthetic Component of 5 or below	0	9	<i>N/A</i>	0.0%	0.1%	0.1%
% of case starts with a reported IOTN of 3 and Aesthetic Component of 6 or above	0	9	<i>N/A</i>	1.7%	3.9%	3.9%
% of case starts with a reported IOTN of 4	8	9	88.9%	80.7%	75.9%	77.6%
% of case starts with a reported IOTN of 5	1	9	11.1%	16.1%	17.9%	16.7%
% of concluded courses in receipt of dual-arch fixed appliances	1	9	11.1%	61.3%	69.5%	72.9%
% of concluded courses where treatment was abandoned or discontinued	0	9	0.0%	13.0%	9.7%	8.7%
% of patients satisfied with the treatment they have received	0	0	<i>N/A</i>	91.8%	95.2%	95.7%

\* Figures in italics indicate that the base number is less than 100.

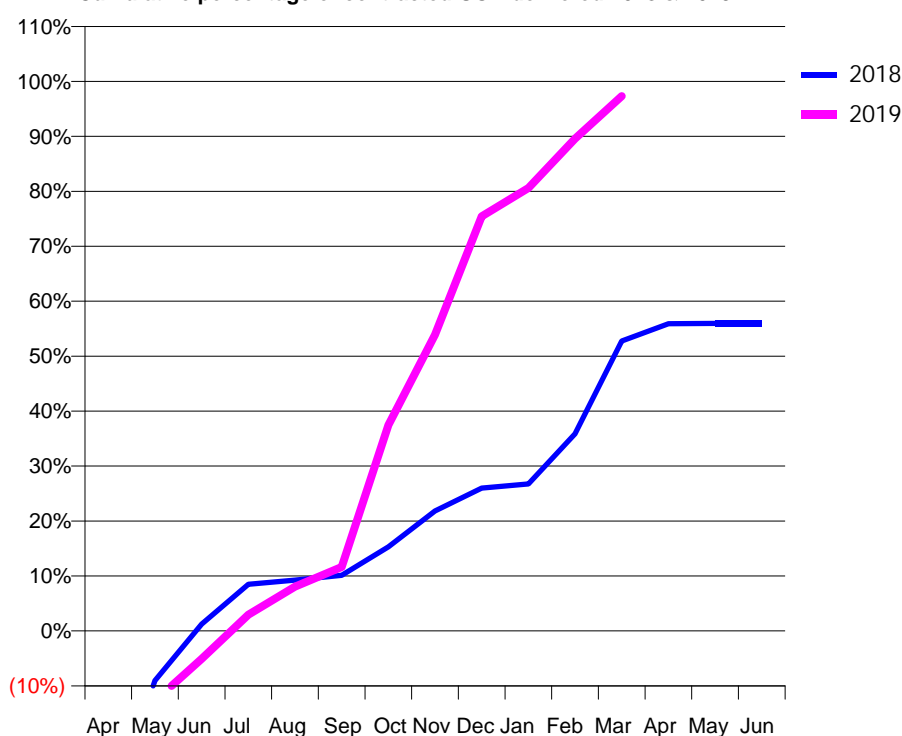
### Q54 - Vital Signs Orthodontic At a Glance Contract Report for 192198/0001 - March 2019

Name or company name	Mr Richard Cure & Mr Preshaan Sitlu	18/19 Contracted general activity (UDA)	0
Contract type name	PDS Contract	Carry forward general activity (UDA)	0
Purpose of contract	Orthodontic	18/19 Contracted orthodontic activity (UOA)	1,685
Contract start date	02/08/2010	Carry forward orthodontic activity (UOA)	1,279
Contract end date	26/06/2020	Baseline contract value	£114,415.40

ACCESS	Contract	England and Wales
24 month ratio of assessments to patient IDs	1.02	1.08

ACTIVITY	Contract
Contract assess and fit appliances (case starts) as a percentage of Area Team case starts	1.6 %

Cumulative percentage of contracted UOA delivered 2018 & 2019



Month	Adjusted Scheduled Activity (UOA)		
	2017	2018	2019
April	454	-983	-828
May	454	-263	-214
June	728	36	-86
July	900	247	50
August	984	269	136
September	984	294	196
October	1,220	444	631
November	1,327	634	908
December	1,412	755	1,271
January	1,412	777	1,358
February	1,580	1,041	1,509
March	1,604	1,531	1,640
April	1,625	1,623	
May	2,234	1,624	
June	2,234	1,624	

#### QUANTITY METRICS (rolling 12 month period)

	Contract Quantity	Contract Base Number	Contract *	Area Team	Region	England
% of all assessments that were assess and fit appliances (case starts)	140	234	59.8%	55.1%	57.1%	59.2%
% of all assessments that were assess and refuse	30	234	12.8%	11.8%	11.5%	12.0%
% of all assessments that were assess and review	64	234	27.4%	33.1%	31.4%	28.8%
% of case starts with a reported IOTN of 3 and Aesthetic Component of 5 or below	0	140	N/A	0.0%	0.1%	0.1%
% of case starts with a reported IOTN of 3 and Aesthetic Component of 6 or above	1	140	0.7%	1.7%	3.9%	3.9%
% of case starts with a reported IOTN of 4	118	140	84.3%	80.7%	75.9%	77.6%
% of case starts with a reported IOTN of 5	20	140	14.3%	16.1%	17.9%	16.7%
% of concluded courses in receipt of dual-arch fixed appliances	11	115	9.6%	61.3%	69.5%	72.9%
% of concluded courses where treatment was abandoned or discontinued	4	115	3.5%	13.0%	9.7%	8.7%
% of patients satisfied with the treatment they have received	5	5	100.0%	91.8%	95.2%	95.7%

\* Figures in italics indicate that the base number is less than 100.

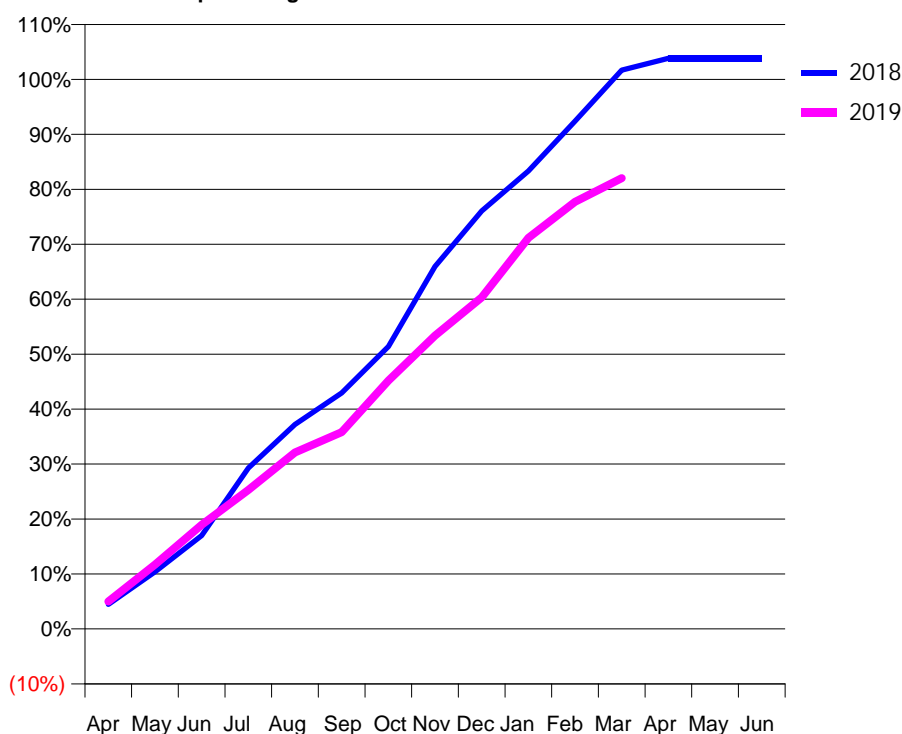
### Q54 - Vital Signs Orthodontic At a Glance Contract Report for 199001/0001 - March 2019

Name or company name	Orthodontics for You (Solihull) Ltd	18/19 Contracted general activity (UDA)	0
Contract type name	PDS Contract	Carry forward general activity (UDA)	0
Purpose of contract	Orthodontic	18/19 Contracted orthodontic activity (UOA)	14,737
Contract start date	01/07/2011	Carry forward orthodontic activity (UOA)	-252
Contract end date	01/05/2020	Baseline contract value	£938,433.25

ACCESS	Contract	England and Wales
24 month ratio of assessments to patient IDs	1.07	1.08

ACTIVITY	Contract
Contract assess and fit appliances (case starts) as a percentage of Area Team case starts	6.3 %

Cumulative percentage of contracted UOA delivered 2018 & 2019



Month	Adjusted Scheduled Activity (UOA)		
	2017	2018	2019
April	70	565	736
May	1,306	1,312	1,721
June	2,430	2,149	2,793
July	3,117	3,700	3,729
August	4,210	4,702	4,733
September	5,003	5,425	5,277
October	6,498	6,493	6,662
November	8,116	8,335	7,866
December	8,559	9,608	8,889
January	9,979	10,533	10,486
February	11,287	11,677	11,454
March	12,161	12,852	12,089
April	12,161	13,120	
May	12,161	13,120	
June	12,161	13,120	

#### QUANTITY METRICS (rolling 12 month period)

	Contract Quantity	Contract Base Number	Contract *	Area Team	Region	England
% of all assessments that were assess and fit appliances (case starts)	532	1,660	32.0%	55.1%	57.1%	59.2%
% of all assessments that were assess and refuse	135	1,660	8.1%	11.8%	11.5%	12.0%
% of all assessments that were assess and review	993	1,660	59.8%	33.1%	31.4%	28.8%
% of case starts with a reported IOTN of 3 and Aesthetic Component of 5 or below	0	532	N/A	0.0%	0.1%	0.1%
% of case starts with a reported IOTN of 3 and Aesthetic Component of 6 or above	2	532	0.4%	1.7%	3.9%	3.9%
% of case starts with a reported IOTN of 4	352	532	66.2%	80.7%	75.9%	77.6%
% of case starts with a reported IOTN of 5	142	532	26.7%	16.1%	17.9%	16.7 %
% of concluded courses in receipt of dual-arch fixed appliances	423	512	82.6%	61.3%	69.5%	72.9%
% of concluded courses where treatment was abandoned or discontinued	42	512	8.2%	13.0%	9.7%	8.7%
% of patients satisfied with the treatment they have received	9	9	100.0%	91.8%	95.2%	95.7%

\* Figures in italics indicate that the base number is less than 100.

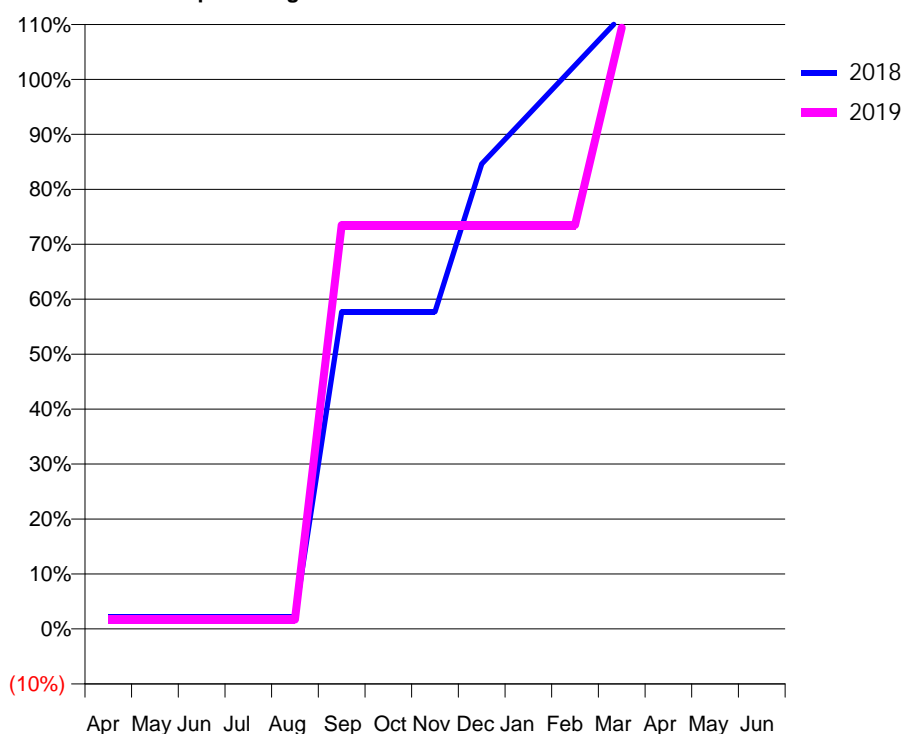
### Q54 - Vital Signs Orthodontic At a Glance Contract Report for 220124/0001 - March 2019

Name or company name	MR PK PATEL	18/19 Contracted general activity (UDA)	11,324
Contract type name	GDS Contract	Carry forward general activity (UDA)	-171
Purpose of contract	General and Orthodontic	18/19 Contracted orthodontic activity (UOA)	234
Contract start date	01/04/2006	Carry forward orthodontic activity (UOA)	-4
Contract end date		Baseline contract value	£357,141.45

ACCESS	Contract	England and Wales
24 month ratio of assessments to patient IDs	1.00	1.08

ACTIVITY	Contract
Contract assess and fit appliances (case starts) as a percentage of Area Team case starts	0.1 %

Cumulative percentage of contracted UOA delivered 2018 & 2019



Month	Adjusted Scheduled Activity (UOA)		
	2017	2018	2019
April	5	5	4
May	5	5	4
June	26	5	4
July	26	5	4
August	26	5	4
September	47	135	172
October	70	135	172
November	133	135	172
December	154	198	172
January	154	219	172
February	154	240	172
March	240	261	256
April	240	261	
May	240	261	
June	240	261	

### QUANTITY METRICS (rolling 12 month period)

	Contract Quantity	Contract Base Number	Contract *	Area Team	Region	England
% of all assessments that were assess and fit appliances (case starts)	12	12	100.0%	55.1%	57.1%	59.2%
% of all assessments that were assess and refuse	0	12	0.0%	11.8%	11.5%	12.0%
% of all assessments that were assess and review	0	12	0.0%	33.1%	31.4%	28.8%
% of case starts with a reported IOTN of 3 and Aesthetic Component of 5 or below	0	12	N/A	0.0%	0.1%	0.1%
% of case starts with a reported IOTN of 3 and Aesthetic Component of 6 or above	1	12	8.3%	1.7%	3.9%	3.9%
% of case starts with a reported IOTN of 4	9	12	75.0%	80.7%	75.9%	77.6%
% of case starts with a reported IOTN of 5	2	12	16.7%	16.1%	17.9%	16.7%
% of concluded courses in receipt of dual-arch fixed appliances	4	4	100.0%	61.3%	69.5%	72.9%
% of concluded courses where treatment was abandoned or discontinued	0	4	0.0%	13.0%	9.7%	8.7%
% of patients satisfied with the treatment they have received	0	0	N/A	91.8%	95.2%	95.7%

\* Figures in italics indicate that the base number is less than 100.



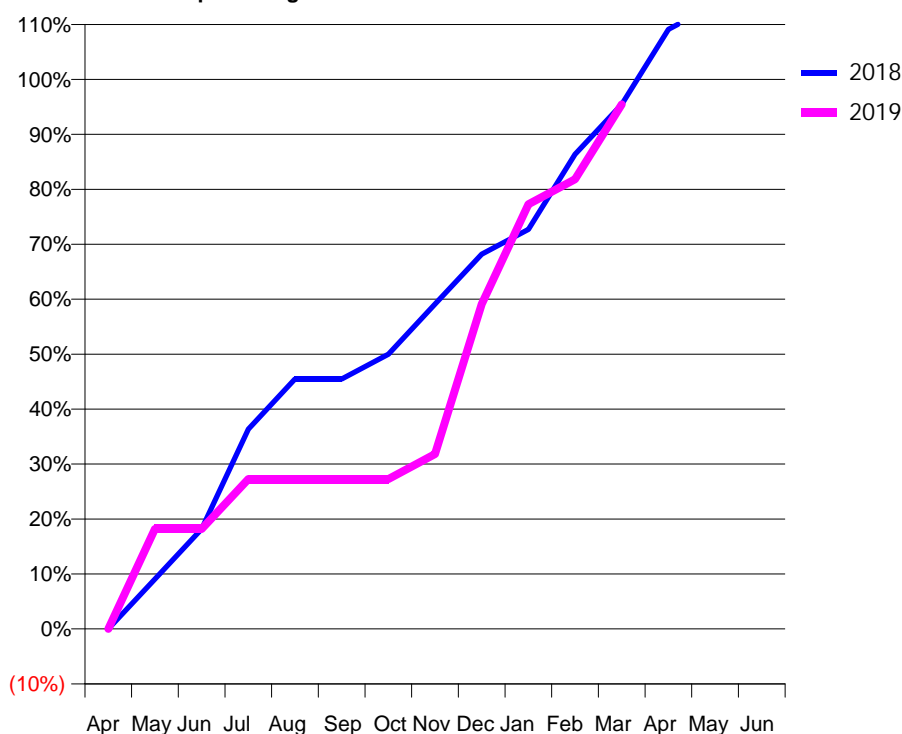
### Q54 - Vital Signs Orthodontic At a Glance Contract Report for 220922/0001 - March 2019

Name or company name	MR JS SIDHU	18/19 Contracted general activity (UDA)	19,884
Contract type name	GDS Contract	Carry forward general activity (UDA)	0
Purpose of contract	General and Orthodontic	18/19 Contracted orthodontic activity (UOA)	22
Contract start date	01/04/2006	Carry forward orthodontic activity (UOA)	0
Contract end date		Baseline contract value	£517,560.45

ACCESS	Contract	England and Wales
24 month ratio of assessments to patient IDs	1.06	1.08

ACTIVITY	Contract
Contract assess and fit appliances (case starts) as a percentage of Area Team case starts	0.0 %

Cumulative percentage of contracted UOA delivered 2018 & 2019



Month	Adjusted Scheduled Activity (UOA)		
	2017	2018	2019
April	0	0	0
May	0	2	4
June	0	4	4
July	0	8	6
August	0	10	6
September	0	10	6
October	0	11	6
November	4	13	7
December	7	15	13
January	12	16	17
February	14	19	18
March	18	21	21
April	21	24	
May	21	25	
June	21	25	

#### QUANTITY METRICS (rolling 12 month period)

	Contract Quantity	Contract Base Number	Contract *	Area Team	Region	England
% of all assessments that were assess and fit appliances (case starts)	0	28	0.0%	55.1%	57.1%	59.2%
% of all assessments that were assess and refuse	18	28	64.3%	11.8%	11.5%	12.0%
% of all assessments that were assess and review	10	28	35.7%	33.1%	31.4%	28.8%
% of case starts with a reported IOTN of 3 and Aesthetic Component of 5 or below	0	0	N/A	0.0%	0.1%	0.1%
% of case starts with a reported IOTN of 3 and Aesthetic Component of 6 or above	0	0	N/A	1.7%	3.9%	3.9%
% of case starts with a reported IOTN of 4	0	0	N/A	80.7%	75.9%	77.6%
% of case starts with a reported IOTN of 5	0	0	N/A	16.1%	17.9%	16.7%
% of concluded courses in receipt of dual-arch fixed appliances	0	0	N/A	61.3%	69.5%	72.9%
% of concluded courses where treatment was abandoned or discontinued	0	0	N/A	13.0%	9.7%	8.7%
% of patients satisfied with the treatment they have received	0	0	N/A	91.8%	95.2%	95.7%

\* Figures in italics indicate that the base number is less than 100.

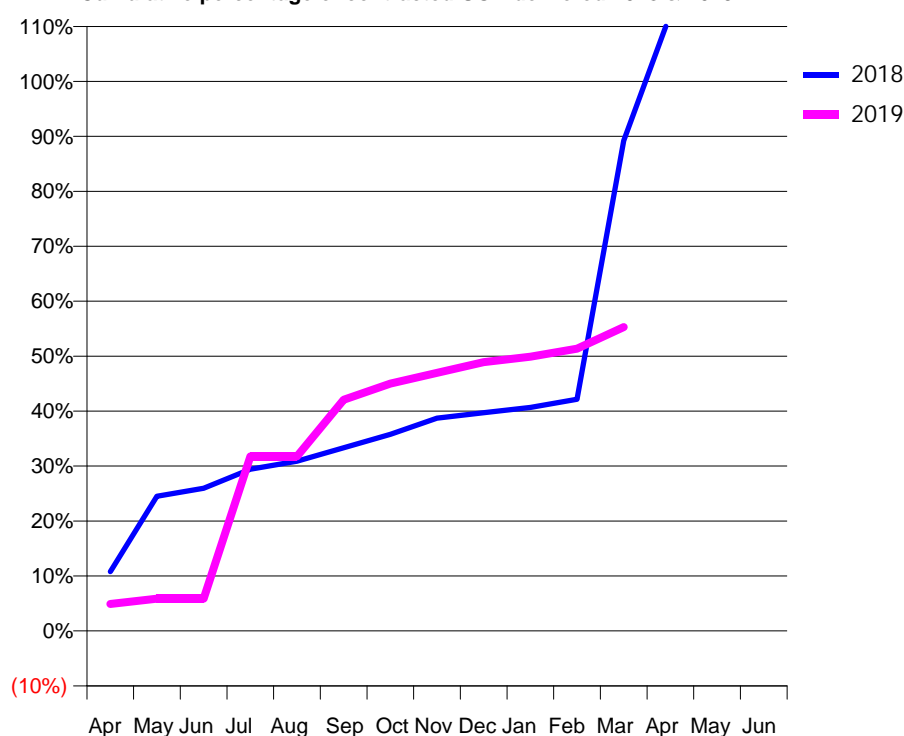
### Q54 - Vital Signs Orthodontic At a Glance Contract Report for 244228/0001 - March 2019

Name or company name	MR JS BARDHA	18/19 Contracted general activity (UDA)	9,698
Contract type name	GDS Contract	Carry forward general activity (UDA)	0
Purpose of contract	General and Orthodontic	18/19 Contracted orthodontic activity (UOA)	204
Contract start date	01/04/2006	Carry forward orthodontic activity (UOA)	-4
Contract end date		Baseline contract value	£282,844.69

ACCESS	Contract	England and Wales
24 month ratio of assessments to patient IDs	1.10	1.08

ACTIVITY	Contract
Contract assess and fit appliances (case starts) as a percentage of Area Team case starts	0.1 %

Cumulative percentage of contracted UOA delivered 2018 & 2019



Month	Adjusted Scheduled Activity (UOA)		
	2017	2018	2019
April	17	22	10
May	47	50	12
June	55	53	12
July	56	60	65
August	64	63	65
September	66	68	86
October	69	73	92
November	70	79	96
December	75	81	100
January	149	83	102
February	194	86	105
March	211	182	113
April	211	229	
May	211	229	
June	211	229	

### QUANTITY METRICS (rolling 12 month period)

	Contract Quantity	Contract Base Number	Contract *	Area Team	Region	England
% of all assessments that were assess and fit appliances (case starts)	5	55	9.1%	55.1%	57.1%	59.2%
% of all assessments that were assess and refuse	0	55	0.0%	11.8%	11.5%	12.0%
% of all assessments that were assess and review	50	55	90.9%	33.1%	31.4%	28.8%
% of case starts with a reported IOTN of 3 and Aesthetic Component of 5 or below	0	5	N/A	0.0%	0.1%	0.1%
% of case starts with a reported IOTN of 3 and Aesthetic Component of 6 or above	0	5	N/A	1.7%	3.9%	3.9%
% of case starts with a reported IOTN of 4	3	5	60.0%	80.7%	75.9%	77.6%
% of case starts with a reported IOTN of 5	2	5	40.0%	16.1%	17.9%	16.7%
% of concluded courses in receipt of dual-arch fixed appliances	0	0	N/A	61.3%	69.5%	72.9%
% of concluded courses where treatment was abandoned or discontinued	0	0	N/A	13.0%	9.7%	8.7%
% of patients satisfied with the treatment they have received	0	0	N/A	91.8%	95.2%	95.7%

\* Figures in italics indicate that the base number is less than 100.

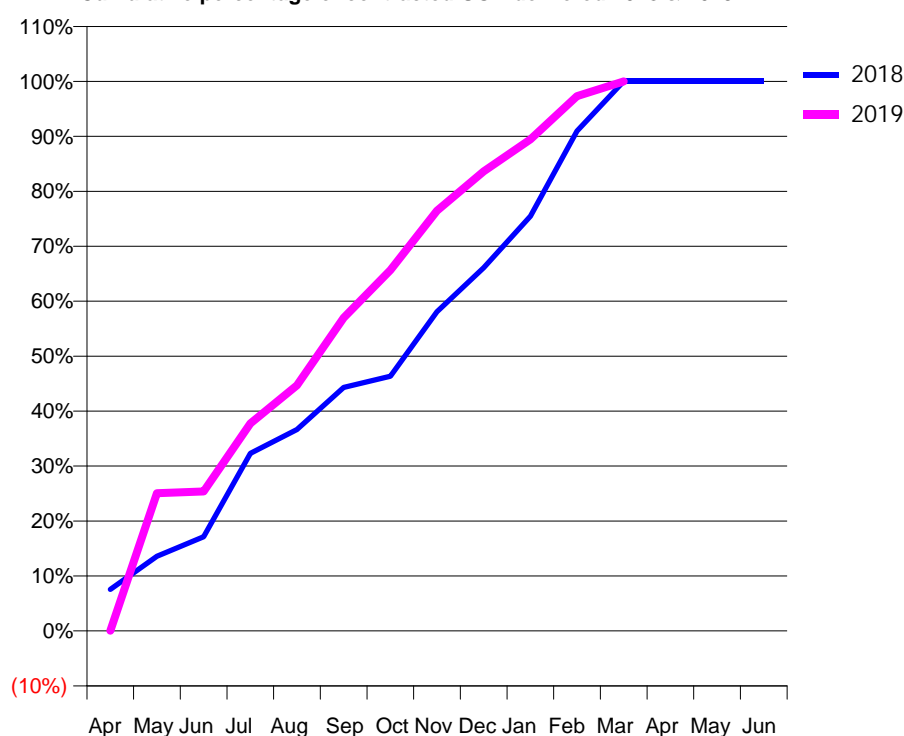
### Q54 - Vital Signs Orthodontic At a Glance Contract Report for 249432/0001 - March 2019

Name or company name	C S Practice Services Limited	18/19 Contracted general activity (UDA)	0
Contract type name	PDS Contract	Carry forward general activity (UDA)	0
Purpose of contract	Orthodontic	18/19 Contracted orthodontic activity (UOA)	6,292
Contract start date	01/04/2006	Carry forward orthodontic activity (UOA)	-1
Contract end date	01/05/2020	Baseline contract value	£419,625.82

ACCESS	Contract	England and Wales
24 month ratio of assessments to patient IDs	1.06	1.08

ACTIVITY	Contract
Contract assess and fit appliances (case starts) as a percentage of Area Team case starts	3.4 %

Cumulative percentage of contracted UOA delivered 2018 & 2019



Month	Adjusted Scheduled Activity (UOA)		
	2017	2018	2019
April	297	476	2
May	1,231	854	1,576
June	1,500	1,078	1,597
July	2,246	2,033	2,377
August	2,846	2,306	2,812
September	3,285	2,789	3,584
October	3,409	2,915	4,131
November	4,022	3,654	4,810
December	4,556	4,158	5,262
January	4,931	4,750	5,627
February	5,417	5,724	6,122
March	6,158	6,293	6,292
April	6,391	6,293	
May	6,391	6,293	
June	6,391	6,293	

#### QUANTITY METRICS (rolling 12 month period)

	Contract Quantity	Contract Base Number	Contract *	Area Team	Region	England
% of all assessments that were assess and fit appliances (case starts)	289	631	45.8%	55.1%	57.1%	59.2%
% of all assessments that were assess and refuse	73	631	11.6%	11.8%	11.5%	12.0%
% of all assessments that were assess and review	269	631	42.6%	33.1%	31.4%	28.8%
% of case starts with a reported IOTN of 3 and Aesthetic Component of 5 or below	0	289	N/A	0.0%	0.1%	0.1%
% of case starts with a reported IOTN of 3 and Aesthetic Component of 6 or above	9	289	3.1%	1.7%	3.9%	3.9%
% of case starts with a reported IOTN of 4	207	289	71.6%	80.7%	75.9%	77.6%
% of case starts with a reported IOTN of 5	72	289	24.9%	16.1%	17.9%	16.7%
% of concluded courses in receipt of dual-arch fixed appliances	0	323	N/A	61.3%	69.5%	72.9%
% of concluded courses where treatment was abandoned or discontinued	15	323	4.6%	13.0%	9.7%	8.7%
% of patients satisfied with the treatment they have received	8	8	100.0%	91.8%	95.2%	95.7%

\* Figures in italics indicate that the base number is less than 100.

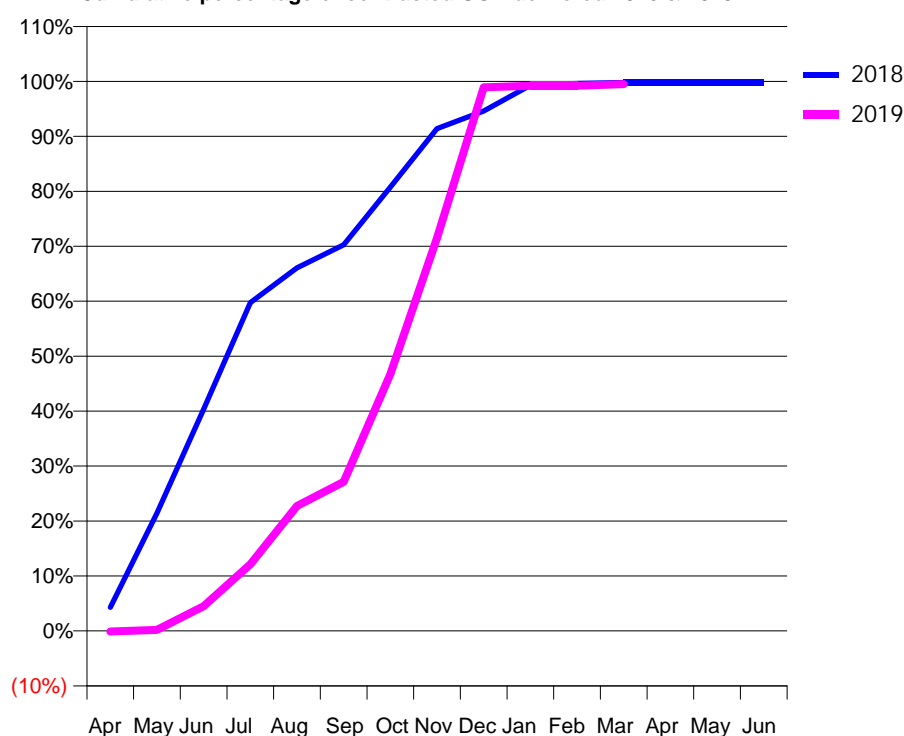
### Q54 - Vital Signs Orthodontic At a Glance Contract Report for 250333/0001 - March 2019

Name or company name	MR JS JANDU	18/19 Contracted general activity (UDA)	22,064
Contract type name	GDS Contract	Carry forward general activity (UDA)	612
Purpose of contract	General and Orthodontic	18/19 Contracted orthodontic activity (UOA)	999
Contract start date	01/04/2008	Carry forward orthodontic activity (UOA)	1
Contract end date		Baseline contract value	£654,984.19

ACCESS	Contract	England and Wales
24 month ratio of assessments to patient IDs	1.04	1.08

ACTIVITY	Contract
Contract assess and fit appliances (case starts) as a percentage of Area Team case starts	0.5 %

Cumulative percentage of contracted UOA delivered 2018 & 2019



Month	Adjusted Scheduled Activity (UOA)		
	2017	2018	2019
April	21	43	-1
May	42	214	2
June	43	403	45
July	91	597	121
August	219	660	227
September	408	702	271
October	513	807	467
November	538	913	714
December	748	945	988
January	916	992	991
February	979	995	991
March	1,000	997	994
April	1,000	997	
May	1,000	997	
June	1,000	997	

### QUANTITY METRICS (rolling 12 month period)

	Contract Quantity	Contract Base Number	Contract *	Area Team	Region	England
% of all assessments that were assess and fit appliances (case starts)	45	93	48.4%	55.1%	57.1%	59.2%
% of all assessments that were assess and refuse	17	93	18.3%	11.8%	11.5%	12.0%
% of all assessments that were assess and review	31	93	33.3%	33.1%	31.4%	28.8%
% of case starts with a reported IOTN of 3 and Aesthetic Component of 5 or below	0	45	N/A	0.0%	0.1%	0.1%
% of case starts with a reported IOTN of 3 and Aesthetic Component of 6 or above	1	45	2.2%	1.7%	3.9%	3.9%
% of case starts with a reported IOTN of 4	43	45	95.6%	80.7%	75.9%	77.6%
% of case starts with a reported IOTN of 5	1	45	2.2%	16.1%	17.9%	16.7%
% of concluded courses in receipt of dual-arch fixed appliances	1	5	20.0%	61.3%	69.5%	72.9%
% of concluded courses where treatment was abandoned or discontinued	2	5	40.0%	13.0%	9.7%	8.7%
% of patients satisfied with the treatment they have received	0	0	N/A	91.8%	95.2%	95.7%

\* Figures in italics indicate that the base number is less than 100.

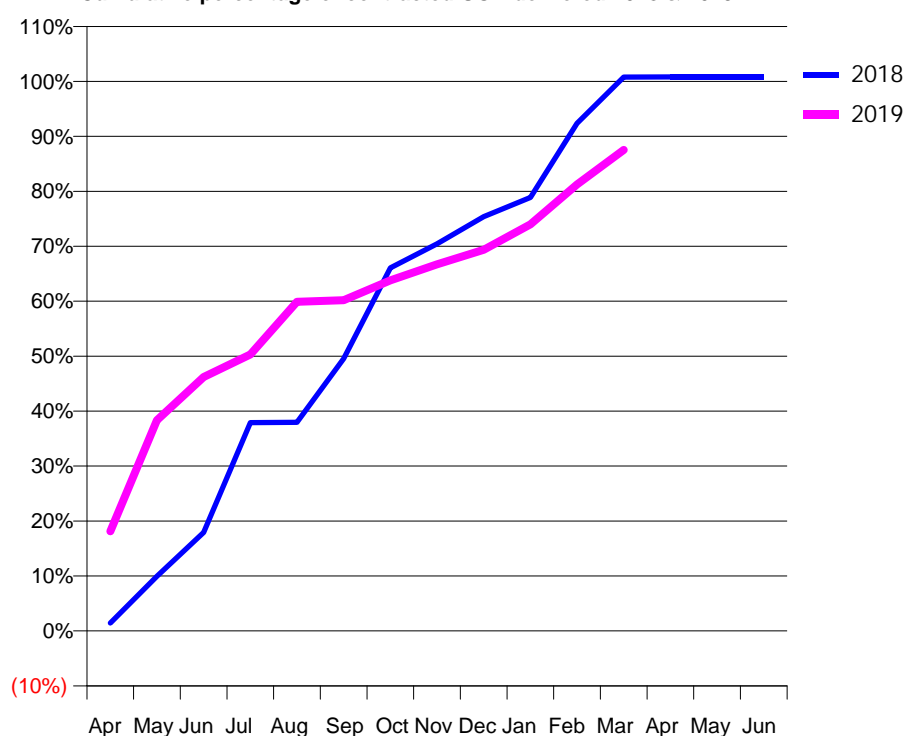
### Q54 - Vital Signs Orthodontic At a Glance Contract Report for 300012/0003 - March 2019

Name or company name	MR EE THOMPSON	18/19 Contracted general activity (UDA)	24,718
Contract type name	GDS Contract	Carry forward general activity (UDA)	0
Purpose of contract	General and Orthodontic	18/19 Contracted orthodontic activity (UOA)	2,436
Contract start date	20/09/2010	Carry forward orthodontic activity (UOA)	-20
Contract end date		Baseline contract value	£818,429.21

ACCESS	Contract	England and Wales
24 month ratio of assessments to patient IDs	1.01	1.08

ACTIVITY	Contract
Contract assess and fit appliances (case starts) as a percentage of Area Team case starts	1.2 %

Cumulative percentage of contracted UOA delivered 2018 & 2019



Month	Adjusted Scheduled Activity (UOA)		
	2017	2018	2019
April	286	36	442
May	519	249	934
June	692	448	1,125
July	1,203	947	1,226
August	1,482	949	1,459
September	1,549	1,238	1,466
October	1,645	1,651	1,554
November	1,645	1,760	1,625
December	1,819	1,884	1,689
January	1,843	1,971	1,802
February	1,917	2,308	1,979
March	1,943	2,518	2,132
April	2,153	2,519	
May	2,155	2,519	
June	2,155	2,519	

#### QUANTITY METRICS (rolling 12 month period)

	Contract Quantity	Contract Base Number	Contract *	Area Team	Region	England
% of all assessments that were assess and fit appliances (case starts)	98	187	52.4%	55.1%	57.1%	59.2%
% of all assessments that were assess and refuse	59	187	31.6%	11.8%	11.5%	12.0%
% of all assessments that were assess and review	30	187	16.0%	33.1%	31.4%	28.8%
% of case starts with a reported IOTN of 3 and Aesthetic Component of 5 or below	0	98	<i>N/A</i>	0.0%	0.1%	0.1%
% of case starts with a reported IOTN of 3 and Aesthetic Component of 6 or above	1	98	<i>1.0%</i>	1.7%	3.9%	3.9%
% of case starts with a reported IOTN of 4	80	98	<i>81.6%</i>	80.7%	75.9%	77.6%
% of case starts with a reported IOTN of 5	17	98	<i>17.3%</i>	16.1%	17.9%	16.7%
% of concluded courses in receipt of dual-arch fixed appliances	104	108	96.3%	61.3%	69.5%	72.9%
% of concluded courses where treatment was abandoned or discontinued	3	108	2.8%	13.0%	9.7%	8.7%
% of patients satisfied with the treatment they have received	4	4	<i>100.0%</i>	91.8%	95.2%	95.7%

\* Figures in italics indicate that the base number is less than 100.

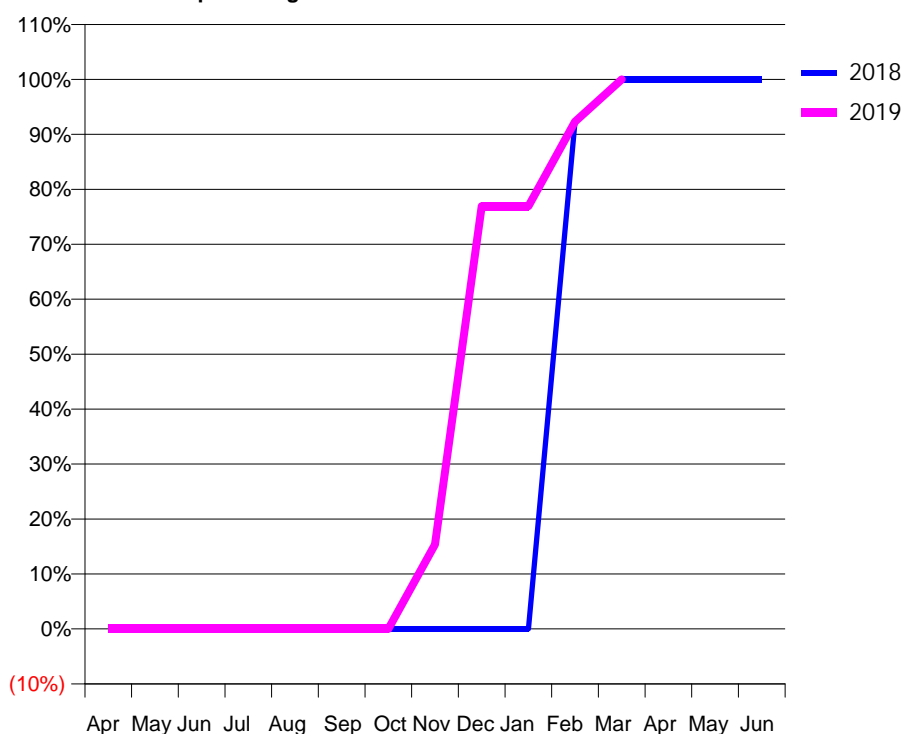
### Q54 - Vital Signs Orthodontic At a Glance Contract Report for 303089/0001 - March 2019

Name or company name	Priory Dental Practice (Leamore) Ltd.	18/19 Contracted general activity (UDA)	14,412
Contract type name	GDS Contract	Carry forward general activity (UDA)	-211
Purpose of contract	General and Orthodontic	18/19 Contracted orthodontic activity (UOA)	273
Contract start date	01/04/2006	Carry forward orthodontic activity (UOA)	0
Contract end date		Baseline contract value	£367,671.55

ACCESS	Contract	England and Wales
24 month ratio of assessments to patient IDs	1.04	1.08

ACTIVITY	Contract
Contract assess and fit appliances (case starts) as a percentage of Area Team case starts	0.2 %

Cumulative percentage of contracted UOA delivered 2018 & 2019



Month	Adjusted Scheduled Activity (UOA)		
	2017	2018	2019
April	0	0	0
May	0	0	0
June	0	0	0
July	0	0	0
August	0	0	0
September	0	0	0
October	0	0	0
November	147	0	42
December	147	0	210
January	147	0	210
February	147	252	252
March	231	273	273
April	273	273	
May	273	273	
June	273	273	

#### QUANTITY METRICS (rolling 12 month period)

	Contract Quantity	Contract Base Number	Contract *	Area Team	Region	England
% of all assessments that were assess and fit appliances (case starts)	13	13	100.0%	55.1%	57.1%	59.2%
% of all assessments that were assess and refuse	0	13	0.0%	11.8%	11.5%	12.0%
% of all assessments that were assess and review	0	13	0.0%	33.1%	31.4%	28.8%
% of case starts with a reported IOTN of 3 and Aesthetic Component of 5 or below	0	13	N/A	0.0%	0.1%	0.1%
% of case starts with a reported IOTN of 3 and Aesthetic Component of 6 or above	0	13	N/A	1.7%	3.9%	3.9%
% of case starts with a reported IOTN of 4	12	13	92.3%	80.7%	75.9%	77.6%
% of case starts with a reported IOTN of 5	1	13	7.7%	16.1%	17.9%	16.7%
% of concluded courses in receipt of dual-arch fixed appliances	0	0	N/A	61.3%	69.5%	72.9%
% of concluded courses where treatment was abandoned or discontinued	0	0	N/A	13.0%	9.7%	8.7%
% of patients satisfied with the treatment they have received	0	0	N/A	91.8%	95.2%	95.7%

\* Figures in italics indicate that the base number is less than 100.

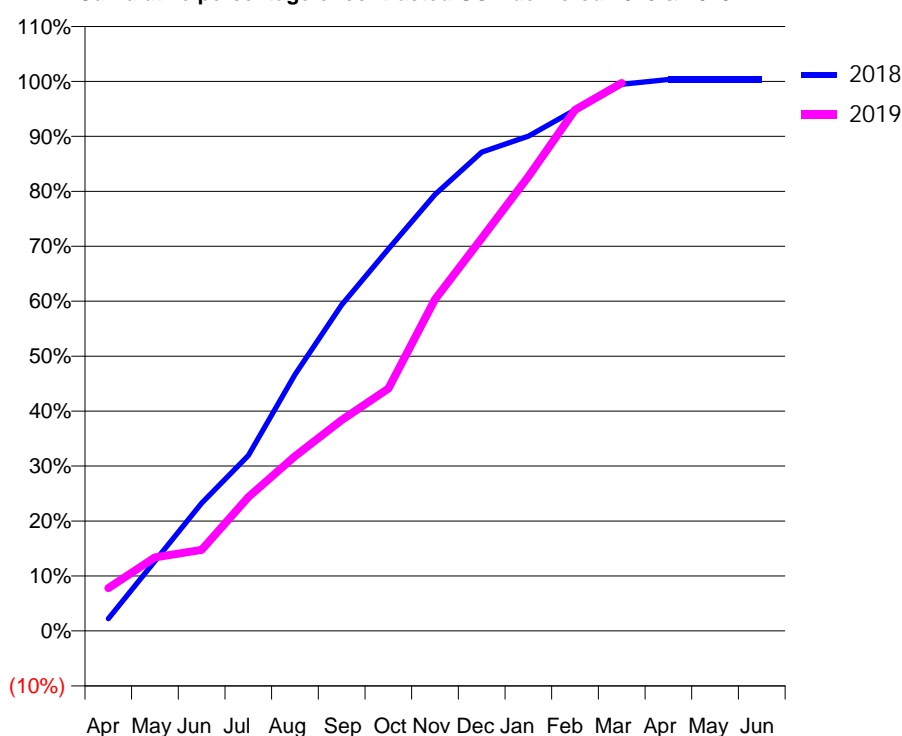
### Q54 - Vital Signs Orthodontic At a Glance Contract Report for 305057/0001 - March 2019

Name or company name	MRS GJ COTTAM	18/19 Contracted general activity (UDA)	0
Contract type name	PDS Contract	Carry forward general activity (UDA)	0
Purpose of contract	Orthodontic	18/19 Contracted orthodontic activity (UOA)	2,347
Contract start date	01/04/2006	Carry forward orthodontic activity (UOA)	-8
Contract end date	31/03/2019	Baseline contract value	£160,287.86

ACCESS	Contract	England and Wales
24 month ratio of assessments to patient IDs	1.17	1.08

ACTIVITY	Contract
Contract assess and fit appliances (case starts) as a percentage of Area Team case starts	1.3 %

Cumulative percentage of contracted UOA delivered 2018 & 2019



Month	Adjusted Scheduled Activity (UOA)		
	2017	2018	2019
April	10	52	183
May	80	299	314
June	145	546	346
July	293	749	572
August	351	1,095	746
September	416	1,393	901
October	944	1,631	1,035
November	1,635	1,864	1,416
December	2,098	2,045	1,677
January	2,229	2,113	1,941
February	2,237	2,225	2,225
March	2,329	2,334	2,340
April	2,350	2,355	
May	2,350	2,355	
June	2,350	2,355	

#### QUANTITY METRICS (rolling 12 month period)

	Contract Quantity	Contract Base Number	Contract *	Area Team	Region	England
% of all assessments that were assess and fit appliances (case starts)	110	244	45.1%	55.1%	57.1%	59.2%
% of all assessments that were assess and refuse	53	244	21.7%	11.8%	11.5%	12.0%
% of all assessments that were assess and review	81	244	33.2%	33.1%	31.4%	28.8%
% of case starts with a reported IOTN of 3 and Aesthetic Component of 5 or below	0	110	N/A	0.0%	0.1%	0.1%
% of case starts with a reported IOTN of 3 and Aesthetic Component of 6 or above	0	110	N/A	1.7%	3.9%	3.9%
% of case starts with a reported IOTN of 4	93	110	84.5%	80.7%	75.9%	77.6%
% of case starts with a reported IOTN of 5	17	110	15.5%	16.1%	17.9%	16.7%
% of concluded courses in receipt of dual-arch fixed appliances	0	75	N/A	61.3%	69.5%	72.9%
% of concluded courses where treatment was abandoned or discontinued	11	75	14.7%	13.0%	9.7%	8.7%
% of patients satisfied with the treatment they have received	1	2	50.0%	91.8%	95.2%	95.7%

\* Figures in italics indicate that the base number is less than 100.

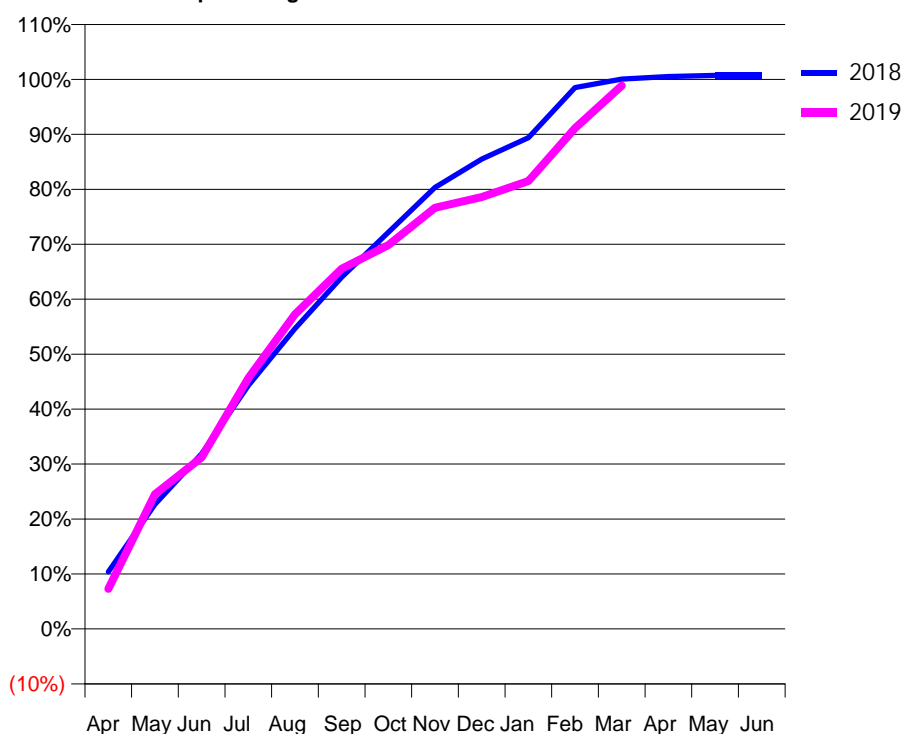
### Q54 - Vital Signs Orthodontic At a Glance Contract Report for 305057/0002 - March 2019

Name or company name	MRS GJ COTTAM	18/19 Contracted general activity (UDA)	0
Contract type name	PDS Contract	Carry forward general activity (UDA)	0
Purpose of contract	Orthodontic	18/19 Contracted orthodontic activity (UOA)	9,014
Contract start date	01/04/2006	Carry forward orthodontic activity (UOA)	-73
Contract end date	31/03/2019	Baseline contract value	£616,046.77

ACCESS	Contract	England and Wales
24 month ratio of assessments to patient IDs	1.22	1.08

ACTIVITY	Contract
Contract assess and fit appliances (case starts) as a percentage of Area Team case starts	4.7 %

Cumulative percentage of contracted UOA delivered 2018 & 2019



Month	Adjusted Scheduled Activity (UOA)		
	2017	2018	2019
April	1,109	1,044	657
May	2,015	2,283	2,211
June	2,646	3,209	2,814
July	3,750	4,461	4,115
August	4,658	5,502	5,159
September	5,004	6,441	5,907
October	5,901	7,265	6,297
November	6,766	8,086	6,908
December	7,572	8,602	7,085
January	8,262	8,996	7,346
February	8,797	9,915	8,212
March	8,996	10,068	8,910
April	9,093	10,115	
May	9,089	10,137	
June	9,092	10,137	

#### QUANTITY METRICS (rolling 12 month period)

	Contract Quantity	Contract Base Number	Contract *	Area Team	Region	England
% of all assessments that were assess and fit appliances (case starts)	401	1,035	38.7%	55.1%	57.1%	59.2%
% of all assessments that were assess and refuse	117	1,035	11.3%	11.8%	11.5%	12.0%
% of all assessments that were assess and review	517	1,035	50.0%	33.1%	31.4%	28.8%
% of case starts with a reported IOTN of 3 and Aesthetic Component of 5 or below	1	401	0.2%	0.0%	0.1%	0.1%
% of case starts with a reported IOTN of 3 and Aesthetic Component of 6 or above	1	401	0.2%	1.7%	3.9%	3.9%
% of case starts with a reported IOTN of 4	320	401	79.8%	80.7%	75.9%	77.6%
% of case starts with a reported IOTN of 5	79	401	19.7%	16.1%	17.9%	16.7 %
% of concluded courses in receipt of dual-arch fixed appliances	186	249	74.7%	61.3%	69.5%	72.9%
% of concluded courses where treatment was abandoned or discontinued	41	249	16.5%	13.0%	9.7%	8.7%
% of patients satisfied with the treatment they have received	2	4	50.0%	91.8%	95.2%	95.7%

\* Figures in italics indicate that the base number is less than 100.



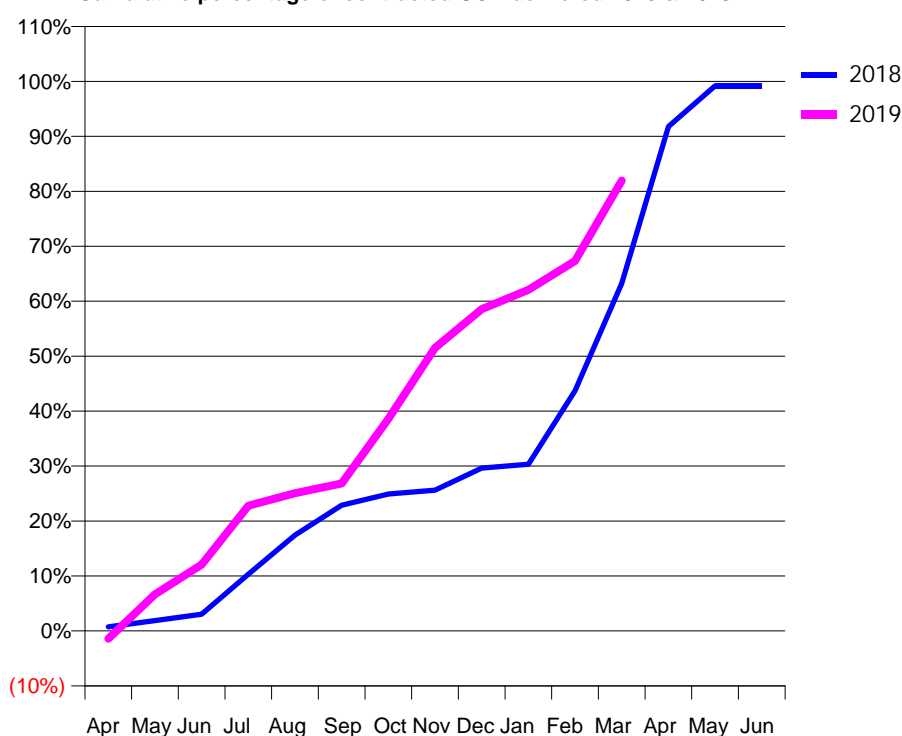
### Q54 - Vital Signs Orthodontic At a Glance Contract Report for 325708/0002 - March 2019

Name or company name	Balbir S Bhandal, Amrik S Bhandal & Baljit S Bhandal	18/19 Contracted general activity (UDA)	8,791
Contract type name	GDS Contract	Carry forward general activity (UDA)	-111
Purpose of contract	General and Orthodontic	18/19 Contracted orthodontic activity (UOA)	3,636
Contract start date	01/04/2006	Carry forward orthodontic activity (UOA)	52
Contract end date		Baseline contract value	£456,541.25

ACCESS	Contract	England and Wales
24 month ratio of assessments to patient IDs	1.05	1.08

ACTIVITY	Contract
Contract assess and fit appliances (case starts) as a percentage of Area Team case starts	2.9 %

Cumulative percentage of contracted UOA delivered 2018 & 2019



Month	Adjusted Scheduled Activity (UOA)		
	2017	2018	2019
April	393	46	-52
May	1,271	118	242
June	1,425	191	439
July	1,509	646	829
August	2,005	1,091	911
September	2,311	1,432	976
October	2,700	1,560	1,403
November	2,715	1,603	1,873
December	2,748	1,856	2,129
January	2,814	1,898	2,257
February	2,944	2,735	2,448
March	2,946	3,959	2,979
April	2,947	5,747	
May	2,947	6,209	
June	2,947	6,209	

#### QUANTITY METRICS (rolling 12 month period)

	Contract Quantity	Contract Base Number	Contract *	Area Team	Region	England
% of all assessments that were assess and fit appliances (case starts)	247	349	70.8%	55.1%	57.1%	59.2%
% of all assessments that were assess and refuse	43	349	12.3%	11.8%	11.5%	12.0%
% of all assessments that were assess and review	59	349	16.9%	33.1%	31.4%	28.8%
% of case starts with a reported IOTN of 3 and Aesthetic Component of 5 or below	0	247	N/A	0.0%	0.1%	0.1%
% of case starts with a reported IOTN of 3 and Aesthetic Component of 6 or above	6	247	2.4%	1.7%	3.9%	3.9%
% of case starts with a reported IOTN of 4	213	247	86.2%	80.7%	75.9%	77.6%
% of case starts with a reported IOTN of 5	28	247	11.3%	16.1%	17.9%	16.7 %
% of concluded courses in receipt of dual-arch fixed appliances	68	162	42.0%	61.3%	69.5%	72.9%
% of concluded courses where treatment was abandoned or discontinued	92	162	56.8%	13.0%	9.7%	8.7%
% of patients satisfied with the treatment they have received	2	2	100.0%	91.8%	95.2%	95.7%

\* Figures in italics indicate that the base number is less than 100.

### Q54 - Vital Signs Orthodontic At a Glance Contract Report for 325708/0016 - March 2019

Name or company name	Balbir S Bhandal, Amrik S Bhandal & Baljit S Bhandal
Contract type name	GDS Contract
Purpose of contract	General and Orthodontic
Contract start date	01/04/2006
Contract end date	

18/19 Contracted general activity (UDA)	57,385
Carry forward general activity (UDA)	-584
18/19 Contracted orthodontic activity (UOA)	5,362
Carry forward orthodontic activity (UOA)	97
Baseline contract value	£1,910,642.42

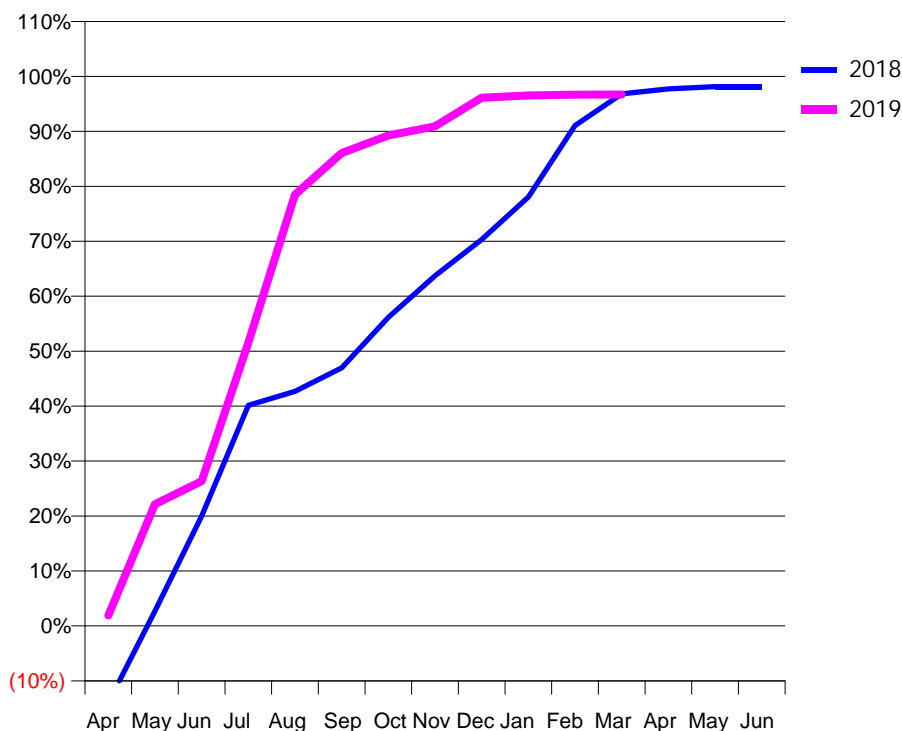
#### ACCESS

	Contract	England and Wales
24 month ratio of assessments to patient IDs	1.04	1.08

#### ACTIVITY

	Contract
Contract assess and fit appliances (case starts) as a percentage of Area Team case starts	2.9 %

Cumulative percentage of contracted UOA delivered 2018 & 2019



Adjusted Scheduled Activity (UOA)

Month	2017	2018	2019
April	141	-719	102
May	588	139	1,187
June	897	1,030	1,413
July	1,495	2,069	2,764
August	2,196	2,199	4,207
September	2,797	2,420	4,613
October	3,338	2,894	4,785
November	3,711	3,282	4,873
December	3,894	3,622	5,154
January	4,075	4,021	5,175
February	4,399	4,692	5,183
March	5,155	4,988	5,184
April	5,387	5,034	
May	5,387	5,055	
June	5,387	5,055	

#### QUANTITY METRICS (rolling 12 month period)

	Contract Quantity	Contract Base Number	Contract *	Area Team	Region	England
% of all assessments that were assess and fit appliances (case starts)	248	407	60.9%	55.1%	57.1%	59.2%
% of all assessments that were assess and refuse	39	407	9.6%	11.8%	11.5%	12.0%
% of all assessments that were assess and review	120	407	29.5%	33.1%	31.4%	28.8%
% of case starts with a reported IOTN of 3 and Aesthetic Component of 5 or below	0	248	N/A	0.0%	0.1%	0.1%
% of case starts with a reported IOTN of 3 and Aesthetic Component of 6 or above	1	248	0.4%	1.7%	3.9%	3.9%
% of case starts with a reported IOTN of 4	203	248	81.9%	80.7%	75.9%	77.6%
% of case starts with a reported IOTN of 5	44	248	17.7%	16.1%	17.9%	16.7 %
% of concluded courses in receipt of dual-arch fixed appliances	98	197	49.7%	61.3%	69.5%	72.9%
% of concluded courses where treatment was abandoned or discontinued	91	197	46.2%	13.0%	9.7%	8.7%
% of patients satisfied with the treatment they have received	8	10	80.0%	91.8%	95.2%	95.7%

\* Figures in italics indicate that the base number is less than 100.

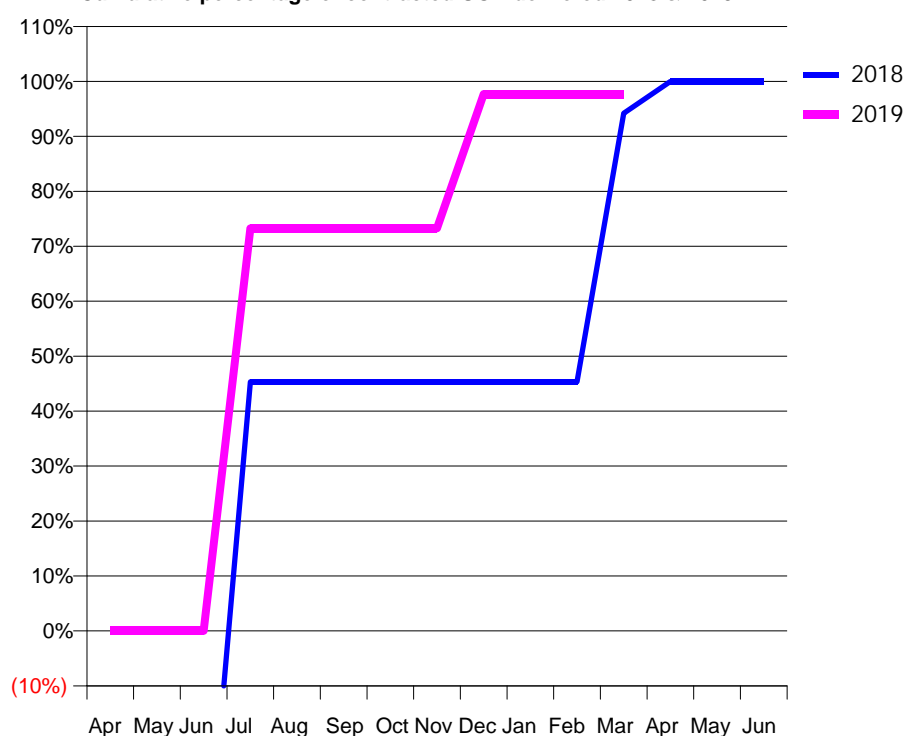
### Q54 - Vital Signs Orthodontic At a Glance Contract Report for 325708/0018 - March 2019

Name or company name	Balbir S Bhandal, Amrik S Bhandal & Baljit S Bhandal	18/19 Contracted general activity (UDA)	13,769
Contract type name	GDS Contract	Carry forward general activity (UDA)	-275
Purpose of contract	General and Orthodontic	18/19 Contracted orthodontic activity (UOA)	172
Contract start date	01/04/2006	Carry forward orthodontic activity (UOA)	0
Contract end date		Baseline contract value	£326,776.43

ACCESS	Contract	England and Wales
24 month ratio of assessments to patient IDs	1.00	1.08

ACTIVITY	Contract
Contract assess and fit appliances (case starts) as a percentage of Area Team case starts	0.1 %

Cumulative percentage of contracted UOA delivered 2018 & 2019



Month	Adjusted Scheduled Activity (UOA)		
	2017	2018	2019
April	-2	-300	0
May	61	-237	0
June	61	-90	0
July	61	78	126
August	61	78	126
September	82	78	126
October	82	78	126
November	82	78	126
December	82	78	168
January	82	78	168
February	82	78	168
March	166	162	168
April	229	172	
May	229	172	
June	229	172	

#### QUANTITY METRICS (rolling 12 month period)

	Contract Quantity	Contract Base Number	Contract *	Area Team	Region	England
% of all assessments that were assess and fit appliances (case starts)	8	18	44.4%	55.1%	57.1%	59.2%
% of all assessments that were assess and refuse	1	18	5.6%	11.8%	11.5%	12.0%
% of all assessments that were assess and review	9	18	50.0%	33.1%	31.4%	28.8%
% of case starts with a reported IOTN of 3 and Aesthetic Component of 5 or below	0	8	N/A	0.0%	0.1%	0.1%
% of case starts with a reported IOTN of 3 and Aesthetic Component of 6 or above	0	8	N/A	1.7%	3.9%	3.9%
% of case starts with a reported IOTN of 4	7	8	87.5%	80.7%	75.9%	77.6%
% of case starts with a reported IOTN of 5	1	8	12.5%	16.1%	17.9%	16.7%
% of concluded courses in receipt of dual-arch fixed appliances	6	6	100.0%	61.3%	69.5%	72.9%
% of concluded courses where treatment was abandoned or discontinued	0	6	0.0%	13.0%	9.7%	8.7%
% of patients satisfied with the treatment they have received	1	1	100.0%	91.8%	95.2%	95.7%

\* Figures in italics indicate that the base number is less than 100.

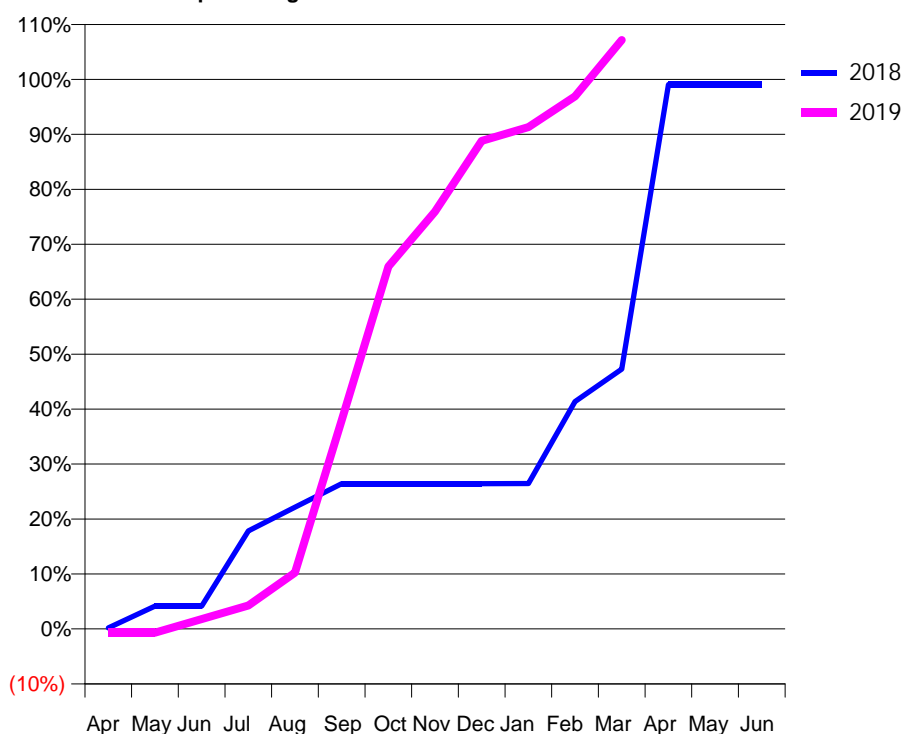
### Q54 - Vital Signs Orthodontic At a Glance Contract Report for 325708/0020 - March 2019

Name or company name	MR BS BHANDAL	18/19 Contracted general activity (UDA)	0
Contract type name	PDS Contract	Carry forward general activity (UDA)	0
Purpose of contract	Orthodontic	18/19 Contracted orthodontic activity (UOA)	840
Contract start date	01/04/2006	Carry forward orthodontic activity (UOA)	27
Contract end date	01/05/2020	Baseline contract value	£57,332.54

ACCESS	Contract	England and Wales
24 month ratio of assessments to patient IDs	1.05	1.08

ACTIVITY	Contract
Contract assess and fit appliances (case starts) as a percentage of Area Team case starts	1.4 %

Cumulative percentage of contracted UOA delivered 2018 & 2019



Month	Adjusted Scheduled Activity (UOA)		
	2017	2018	2019
April	-5	6	-6
May	293	122	-6
June	630	122	15
July	777	525	36
August	798	651	86
September	819	777	319
October	819	777	554
November	819	777	638
December	819	777	746
January	820	778	767
February	820	1,216	814
March	841	1,390	900
April	846	2,913	
May	846	2,913	
June	846	2,913	

#### QUANTITY METRICS (rolling 12 month period)

	Contract Quantity	Contract Base Number	Contract *	Area Team	Region	England
% of all assessments that were assess and fit appliances (case starts)	115	146	78.8%	55.1%	57.1%	59.2%
% of all assessments that were assess and refuse	9	146	6.2%	11.8%	11.5%	12.0%
% of all assessments that were assess and review	22	146	15.1%	33.1%	31.4%	28.8%
% of case starts with a reported IOTN of 3 and Aesthetic Component of 5 or below	0	115	N/A	0.0%	0.1%	0.1%
% of case starts with a reported IOTN of 3 and Aesthetic Component of 6 or above	0	115	N/A	1.7%	3.9%	3.9%
% of case starts with a reported IOTN of 4	89	115	77.4%	80.7%	75.9%	77.6%
% of case starts with a reported IOTN of 5	26	115	22.6%	16.1%	17.9%	16.7 %
% of concluded courses in receipt of dual-arch fixed appliances	12	33	36.4%	61.3%	69.5%	72.9%
% of concluded courses where treatment was abandoned or discontinued	20	33	60.6%	13.0%	9.7%	8.7%
% of patients satisfied with the treatment they have received	1	1	100.0%	91.8%	95.2%	95.7%

\* Figures in italics indicate that the base number is less than 100.

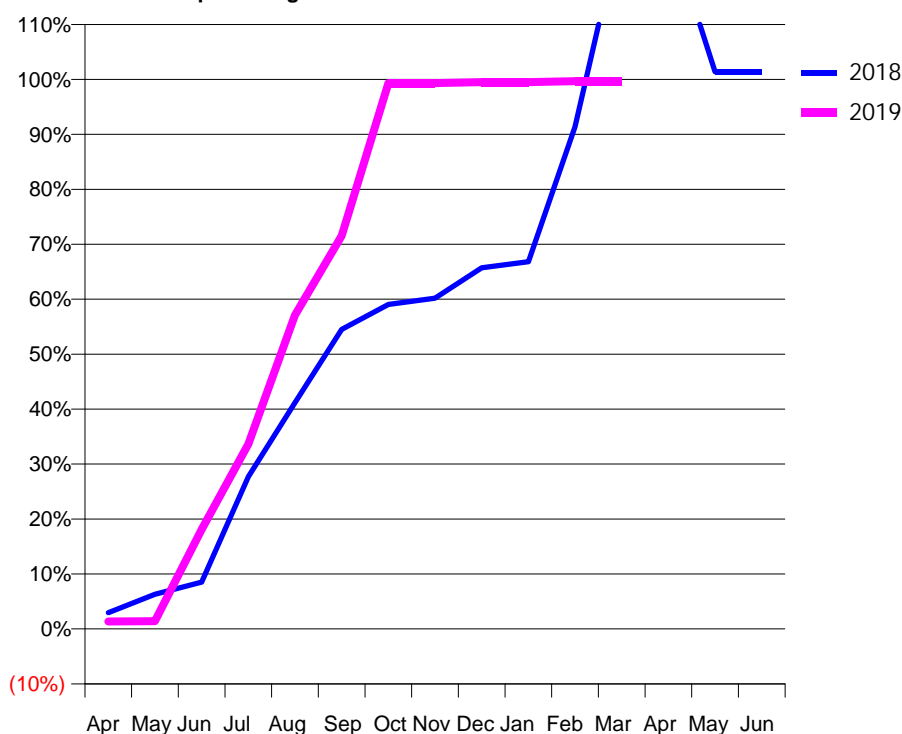
### Q54 - Vital Signs Orthodontic At a Glance Contract Report for 325708/0031 - March 2019

Name or company name	MR BS BHANDAL	18/19 Contracted general activity (UDA)	0
Contract type name	PDS Contract	Carry forward general activity (UDA)	0
Purpose of contract	Orthodontic	18/19 Contracted orthodontic activity (UOA)	1,890
Contract start date	01/04/2015	Carry forward orthodontic activity (UOA)	-26
Contract end date	01/05/2020	Baseline contract value	£117,026.08

ACCESS	Contract	England and Wales
24 month ratio of assessments to patient IDs	1.00	1.08

ACTIVITY	Contract
Contract assess and fit appliances (case starts) as a percentage of Area Team case starts	1.0 %

Cumulative percentage of contracted UOA delivered 2018 & 2019



Month	Adjusted Scheduled Activity (UOA)		
	2017	2018	2019
April	461	56	26
May	704	119	27
June	796	161	342
July	1,006	524	636
August	1,477	778	1,079
September	1,553	1,030	1,352
October	1,775	1,116	1,877
November	1,789	1,137	1,877
December	1,820	1,242	1,880
January	1,820	1,263	1,880
February	1,883	1,727	1,884
March	1,904	2,420	1,884
April	1,904	2,420	
May	1,904	1,916	
June	1,904	1,916	

#### QUANTITY METRICS (rolling 12 month period)

	Contract Quantity	Contract Base Number	Contract *	Area Team	Region	England
% of all assessments that were assess and fit appliances (case starts)	88	96	91.7%	55.1%	57.1%	59.2%
% of all assessments that were assess and refuse	2	96	2.1%	11.8%	11.5%	12.0%
% of all assessments that were assess and review	6	96	6.3%	33.1%	31.4%	28.8%
% of case starts with a reported IOTN of 3 and Aesthetic Component of 5 or below	0	88	N/A	0.0%	0.1%	0.1%
% of case starts with a reported IOTN of 3 and Aesthetic Component of 6 or above	0	88	N/A	1.7%	3.9%	3.9%
% of case starts with a reported IOTN of 4	79	88	89.8%	80.7%	75.9%	77.6%
% of case starts with a reported IOTN of 5	9	88	10.2%	16.1%	17.9%	16.7%
% of concluded courses in receipt of dual-arch fixed appliances	36	84	42.9%	61.3%	69.5%	72.9%
% of concluded courses where treatment was abandoned or discontinued	46	84	54.8%	13.0%	9.7%	8.7%
% of patients satisfied with the treatment they have received	2	2	100.0%	91.8%	95.2%	95.7%

\* Figures in italics indicate that the base number is less than 100.

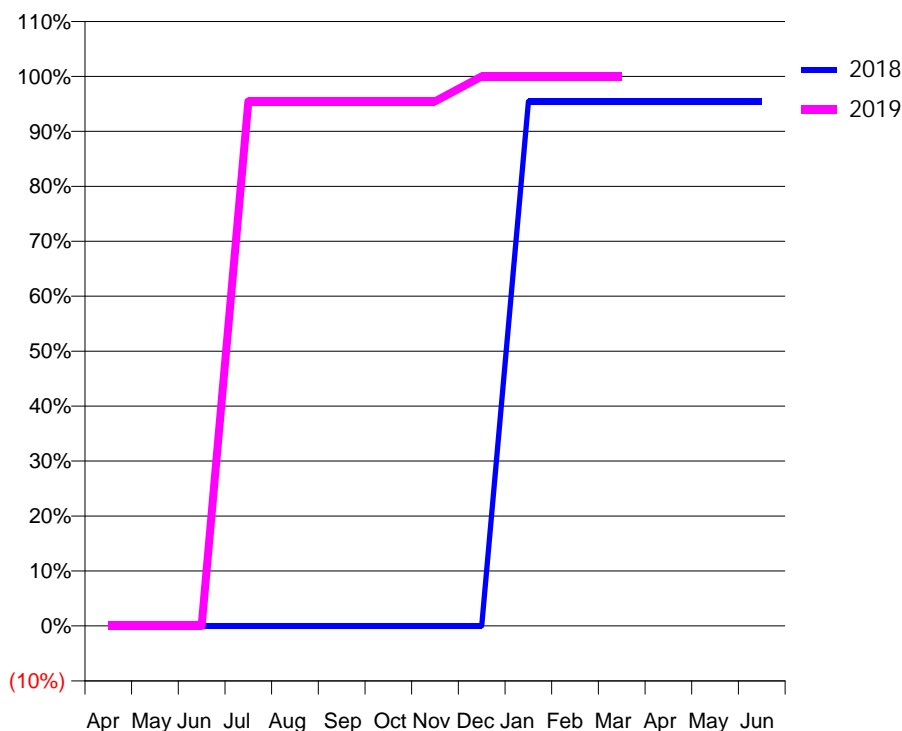
### Q54 - Vital Signs Orthodontic At a Glance Contract Report for 328944/0002 - March 2019

Name or company name	MR P TANGRI	18/19 Contracted general activity (UDA)	14,197
Contract type name	GDS Contract	Carry forward general activity (UDA)	82
Purpose of contract	General and Orthodontic	18/19 Contracted orthodontic activity (UOA)	22
Contract start date	01/04/2006	Carry forward orthodontic activity (UOA)	0
Contract end date		Baseline contract value	£334,137.10

ACCESS	Contract	England and Wales
24 month ratio of assessments to patient IDs	1.00	1.08

ACTIVITY	Contract
Contract assess and fit appliances (case starts) as a percentage of Area Team case starts	0.0 %

Cumulative percentage of contracted UOA delivered 2018 & 2019



Month	Adjusted Scheduled Activity (UOA)		
	2017	2018	2019
April	0	0	0
May	0	0	0
June	0	0	0
July	0	0	21
August	0	0	21
September	0	0	21
October	0	0	21
November	0	0	21
December	0	0	22
January	0	21	22
February	0	21	22
March	0	21	22
April	0	21	
May	0	21	
June	0	21	

#### QUANTITY METRICS (rolling 12 month period)

	Contract Quantity	Contract Base Number	Contract *	Area Team	Region	England
% of all assessments that were assess and fit appliances (case starts)	1	2	50.0%	55.1%	57.1%	59.2%
% of all assessments that were assess and refuse	0	2	0.0%	11.8%	11.5%	12.0%
% of all assessments that were assess and review	1	2	50.0%	33.1%	31.4%	28.8%
% of case starts with a reported IOTN of 3 and Aesthetic Component of 5 or below	0	1	N/A	0.0%	0.1%	0.1%
% of case starts with a reported IOTN of 3 and Aesthetic Component of 6 or above	0	1	N/A	1.7%	3.9%	3.9%
% of case starts with a reported IOTN of 4	1	1	100.0%	80.7%	75.9%	77.6%
% of case starts with a reported IOTN of 5	0	1	N/A	16.1%	17.9%	16.7%
% of concluded courses in receipt of dual-arch fixed appliances	0	0	N/A	61.3%	69.5%	72.9%
% of concluded courses where treatment was abandoned or discontinued	0	0	N/A	13.0%	9.7%	8.7%
% of patients satisfied with the treatment they have received	0	0	N/A	91.8%	95.2%	95.7%

\* Figures in italics indicate that the base number is less than 100.

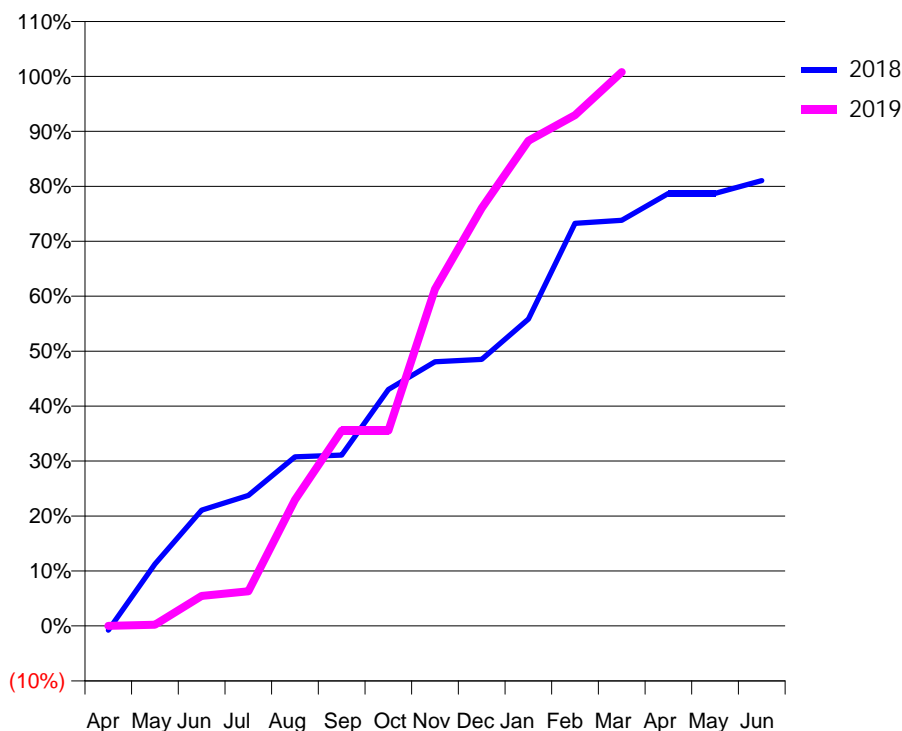
### Q54 - Vital Signs Orthodontic At a Glance Contract Report for 331902/0001 - March 2019

Name or company name	MR MA PLUMB	18/19 Contracted general activity (UDA)	460
Contract type name	GDS Contract	Carry forward general activity (UDA)	0
Purpose of contract	General and Orthodontic	18/19 Contracted orthodontic activity (UOA)	897
Contract start date	01/04/2006	Carry forward orthodontic activity (UOA)	0
Contract end date		Baseline contract value	£73,056.58

ACCESS	Contract	England and Wales
24 month ratio of assessments to patient IDs	1.07	1.08

ACTIVITY	Contract
Contract assess and fit appliances (case starts) as a percentage of Area Team case starts	0.5 %

Cumulative percentage of contracted UOA delivered 2018 & 2019



Month	Adjusted Scheduled Activity (UOA)		
	2017	2018	2019
April	0	-7	0
May	27	101	2
June	27	189	49
July	30	213	57
August	138	276	206
September	160	279	319
October	270	386	319
November	439	431	550
December	590	435	682
January	696	501	792
February	717	657	834
March	761	662	904
April	908	706	
May	908	706	
June	908	727	

#### QUANTITY METRICS (rolling 12 month period)

	Contract Quantity	Contract Base Number	Contract *	Area Team	Region	England
% of all assessments that were assess and fit appliances (case starts)	44	88	50.0%	55.1%	57.1%	59.2%
% of all assessments that were assess and refuse	7	88	8.0%	11.8%	11.5%	12.0%
% of all assessments that were assess and review	37	88	42.0%	33.1%	31.4%	28.8%
% of case starts with a reported IOTN of 3 and Aesthetic Component of 5 or below	0	44	N/A	0.0%	0.1%	0.1%
% of case starts with a reported IOTN of 3 and Aesthetic Component of 6 or above	2	44	4.5%	1.7%	3.9%	3.9%
% of case starts with a reported IOTN of 4	37	44	84.1%	80.7%	75.9%	77.6%
% of case starts with a reported IOTN of 5	4	44	9.1%	16.1%	17.9%	16.7%
% of concluded courses in receipt of dual-arch fixed appliances	24	35	68.6%	61.3%	69.5%	72.9%
% of concluded courses where treatment was abandoned or discontinued	5	35	14.3%	13.0%	9.7%	8.7%
% of patients satisfied with the treatment they have received	1	1	100.0%	91.8%	95.2%	95.7%

\* Figures in italics indicate that the base number is less than 100.

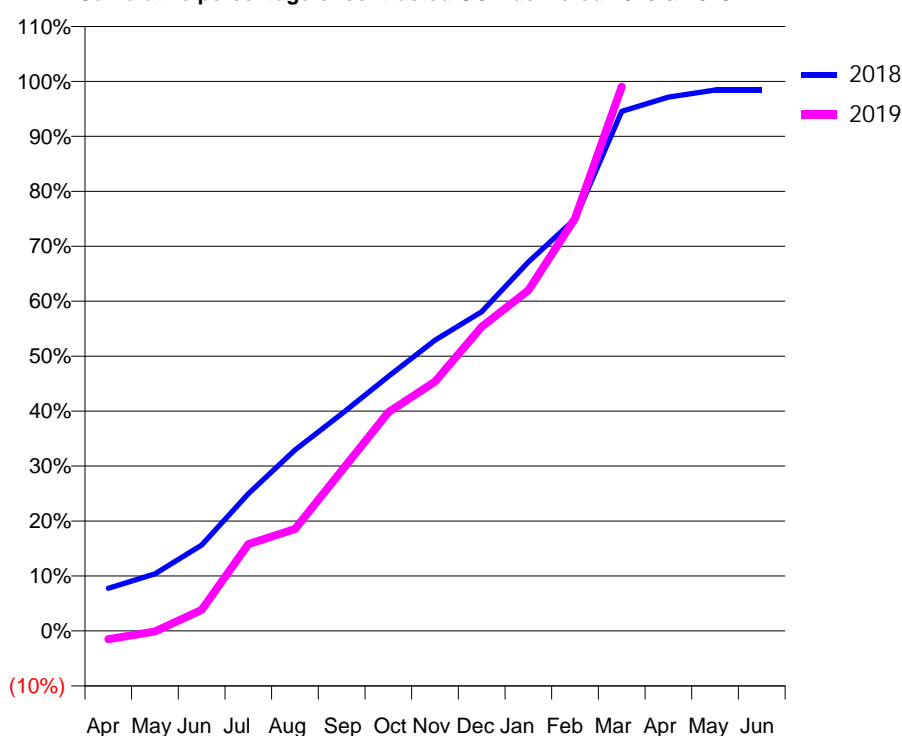
### Q54 - Vital Signs Orthodontic At a Glance Contract Report for 573086/0002 - March 2019

Name or company name	MR EJ CROUCH	18/19 Contracted general activity (UDA)	0
Contract type name	PDS Contract	Carry forward general activity (UDA)	0
Purpose of contract	Orthodontic	18/19 Contracted orthodontic activity (UOA)	1,637
Contract start date	01/04/2006	Carry forward orthodontic activity (UOA)	26
Contract end date	01/05/2020	Baseline contract value	£111,886.16

ACCESS	Contract	England and Wales
24 month ratio of assessments to patient IDs	1.07	1.08

ACTIVITY	Contract
Contract assess and fit appliances (case starts) as a percentage of Area Team case starts	0.9 %

Cumulative percentage of contracted UOA delivered 2018 & 2019



Month	Adjusted Scheduled Activity (UOA)		
	2017	2018	2019
April	203	127	-25
May	625	170	-2
June	820	256	63
July	1,291	409	259
August	1,566	539	304
September	1,609	647	478
October	1,630	758	652
November	1,630	866	743
December	1,631	951	906
January	1,652	1,099	1,015
February	1,656	1,227	1,229
March	1,657	1,548	1,621
April	1,657	1,590	
May	1,657	1,611	
June	1,657	1,611	

### QUANTITY METRICS (rolling 12 month period)

	Contract Quantity	Contract Base Number	Contract *	Area Team	Region	England
% of all assessments that were assess and fit appliances (case starts)	80	147	54.4%	55.1%	57.1%	59.2%
% of all assessments that were assess and refuse	24	147	16.3%	11.8%	11.5%	12.0%
% of all assessments that were assess and review	43	147	29.3%	33.1%	31.4%	28.8%
% of case starts with a reported IOTN of 3 and Aesthetic Component of 5 or below	0	80	<i>N/A</i>	0.0%	0.1%	0.1%
% of case starts with a reported IOTN of 3 and Aesthetic Component of 6 or above	0	80	<i>N/A</i>	1.7%	3.9%	3.9%
% of case starts with a reported IOTN of 4	71	80	88.8%	80.7%	75.9%	77.6%
% of case starts with a reported IOTN of 5	9	80	11.3%	16.1%	17.9%	16.7 %
% of concluded courses in receipt of dual-arch fixed appliances	27	56	48.2%	61.3%	69.5%	72.9%
% of concluded courses where treatment was abandoned or discontinued	2	56	3.6%	13.0%	9.7%	8.7%
% of patients satisfied with the treatment they have received	1	1	100.0%	91.8%	95.2%	95.7%

\* Figures in italics indicate that the base number is less than 100.



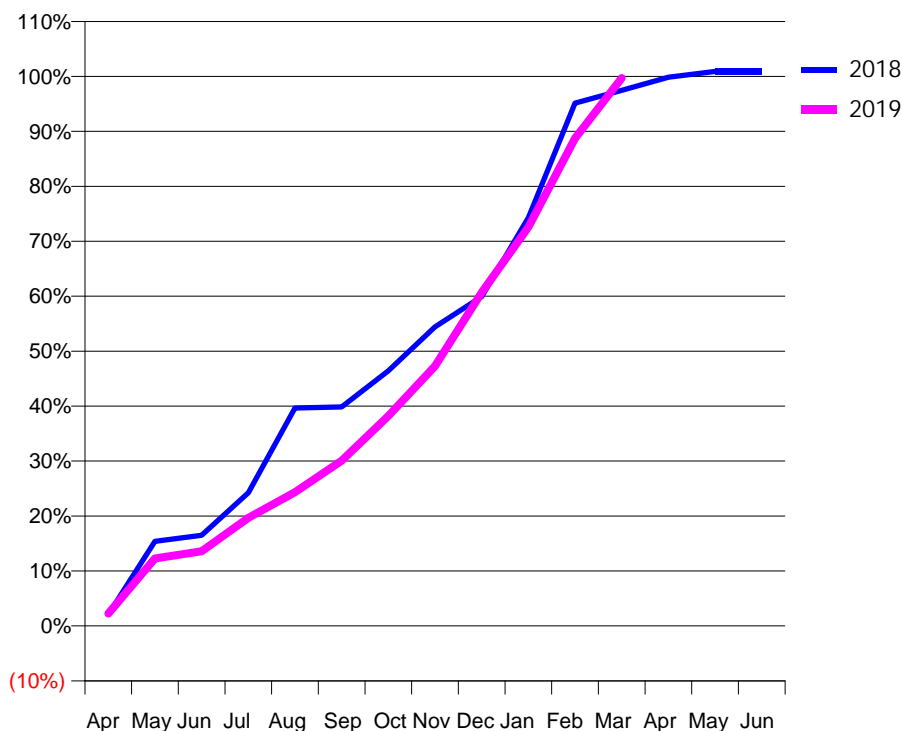
### Q54 - Vital Signs Orthodontic At a Glance Contract Report for 619744/0004 - March 2019

Name or company name	MR AM WILLIAMS	18/19 Contracted general activity (UDA)	42,273
Contract type name	GDS Contract	Carry forward general activity (UDA)	0
Purpose of contract	General and Orthodontic	18/19 Contracted orthodontic activity (UOA)	1,974
Contract start date	01/07/2012	Carry forward orthodontic activity (UOA)	-17
Contract end date		Baseline contract value	£1,132,364.17

ACCESS	Contract	England and Wales
24 month ratio of assessments to patient IDs	1.13	1.08

ACTIVITY	Contract
Contract assess and fit appliances (case starts) as a percentage of Area Team case starts	1.1 %

Cumulative percentage of contracted UOA delivered 2018 & 2019



Month	Adjusted Scheduled Activity (UOA)		
	2017	2018	2019
April	176	42	45
May	357	304	243
June	382	326	269
July	596	479	388
August	878	783	480
September	1,034	787	594
October	1,336	917	755
November	1,454	1,074	933
December	1,818	1,183	1,198
January	1,932	1,467	1,433
February	1,934	1,878	1,751
March	1,988	1,924	1,968
April	1,990	1,971	
May	1,990	1,992	
June	1,991	1,992	

#### QUANTITY METRICS (rolling 12 month period)

	Contract Quantity	Contract Base Number	Contract *	Area Team	Region	England
% of all assessments that were assess and fit appliances (case starts)	91	218	41.7%	55.1%	57.1%	59.2%
% of all assessments that were assess and refuse	31	218	14.2%	11.8%	11.5%	12.0%
% of all assessments that were assess and review	96	218	44.0%	33.1%	31.4%	28.8%
% of case starts with a reported IOTN of 3 and Aesthetic Component of 5 or below	0	91	<i>N/A</i>	0.0%	0.1%	0.1%
% of case starts with a reported IOTN of 3 and Aesthetic Component of 6 or above	4	91	4.4%	1.7%	3.9%	3.9%
% of case starts with a reported IOTN of 4	67	91	73.6%	80.7%	75.9%	77.6%
% of case starts with a reported IOTN of 5	19	91	20.9%	16.1%	17.9%	16.7%
% of concluded courses in receipt of dual-arch fixed appliances	64	85	75.3%	61.3%	69.5%	72.9%
% of concluded courses where treatment was abandoned or discontinued	5	85	5.9%	13.0%	9.7%	8.7%
% of patients satisfied with the treatment they have received	0	0	<i>N/A</i>	91.8%	95.2%	95.7%

\* Figures in italics indicate that the base number is less than 100.

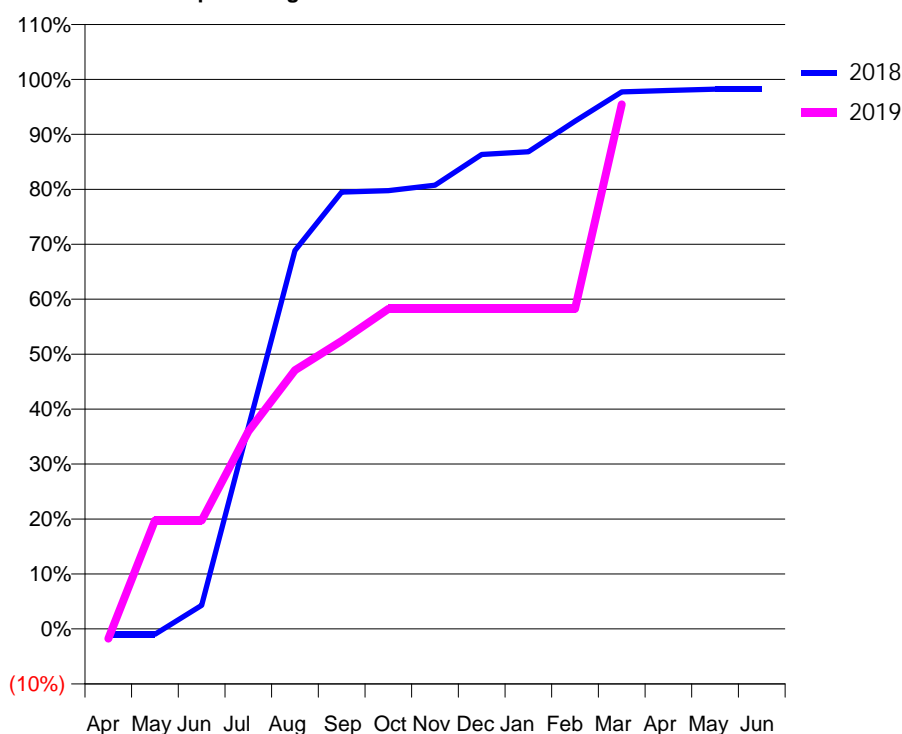
### Q54 - Vital Signs Orthodontic At a Glance Contract Report for 630179/0001 - March 2019

Name or company name	Blackheath Dental Practice	18/19 Contracted general activity (UDA)	13,502
Contract type name	GDS Contract	Carry forward general activity (UDA)	-85
Purpose of contract	General and Orthodontic	18/19 Contracted orthodontic activity (UOA)	395
Contract start date	01/04/2006	Carry forward orthodontic activity (UOA)	7
Contract end date		Baseline contract value	£357,852.14

ACCESS	Contract	England and Wales
24 month ratio of assessments to patient IDs	1.05	1.08

ACTIVITY	Contract
Contract assess and fit appliances (case starts) as a percentage of Area Team case starts	0.2 %

Cumulative percentage of contracted UOA delivered 2018 & 2019



Month	Adjusted Scheduled Activity (UOA)		
	2017	2018	2019
April	-6	-4	-7
May	17	-4	78
June	81	17	78
July	252	145	142
August	252	272	186
September	256	314	207
October	277	315	230
November	319	319	230
December	321	341	230
January	344	343	230
February	365	365	230
March	389	386	377
April	390	387	
May	391	388	
June	391	388	

#### QUANTITY METRICS (rolling 12 month period)

	Contract Quantity	Contract Base Number	Contract *	Area Team	Region	England
% of all assessments that were assess and fit appliances (case starts)	18	26	69.2%	55.1%	57.1%	59.2%
% of all assessments that were assess and refuse	0	26	0.0%	11.8%	11.5%	12.0%
% of all assessments that were assess and review	8	26	30.8%	33.1%	31.4%	28.8%
% of case starts with a reported IOTN of 3 and Aesthetic Component of 5 or below	0	18	N/A	0.0%	0.1%	0.1%
% of case starts with a reported IOTN of 3 and Aesthetic Component of 6 or above	0	18	N/A	1.7%	3.9%	3.9%
% of case starts with a reported IOTN of 4	18	18	100.0%	80.7%	75.9%	77.6%
% of case starts with a reported IOTN of 5	0	18	N/A	16.1%	17.9%	16.7%
% of concluded courses in receipt of dual-arch fixed appliances	0	5	N/A	61.3%	69.5%	72.9%
% of concluded courses where treatment was abandoned or discontinued	2	5	40.0%	13.0%	9.7%	8.7%
% of patients satisfied with the treatment they have received	0	0	N/A	91.8%	95.2%	95.7%

\* Figures in italics indicate that the base number is less than 100.

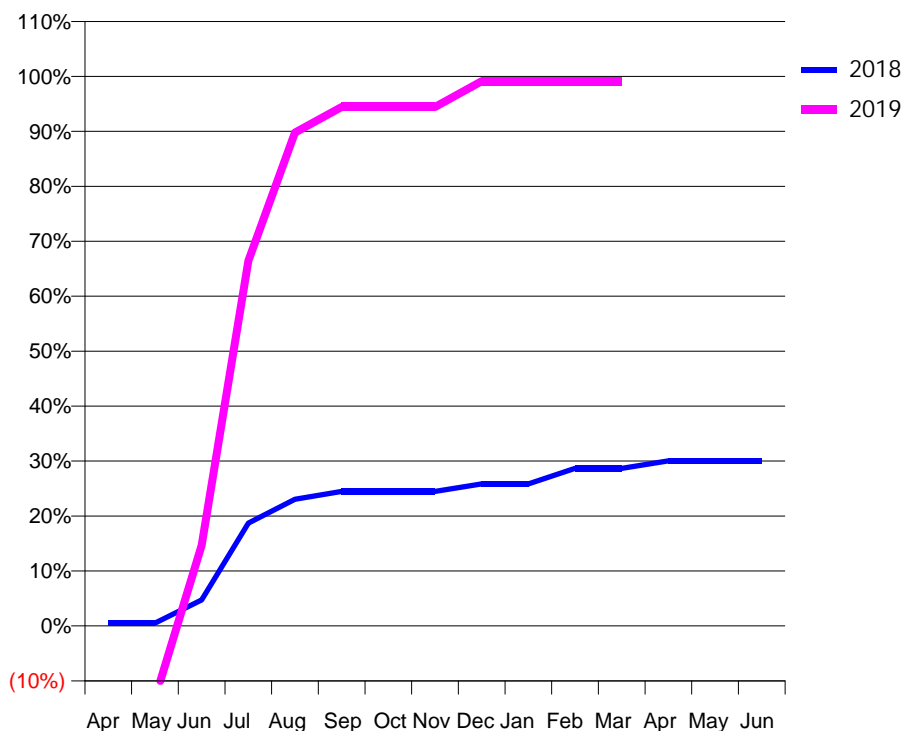
### Q54 - Vital Signs Orthodontic At a Glance Contract Report for 638633/0005 - March 2019

Name or company name	Balbir S Bhandal, Amrik S Bhandal & Baljit S Bhandal	18/19 Contracted general activity (UDA)	2,045
Contract type name	GDS Contract	Carry forward general activity (UDA)	-38
Purpose of contract	General and Orthodontic	18/19 Contracted orthodontic activity (UOA)	450
Contract start date	01/04/2006	Carry forward orthodontic activity (UOA)	1,049
Contract end date		Baseline contract value	£76,300.28

ACCESS	Contract	England and Wales
24 month ratio of assessments to patient IDs	1.00	1.08

ACTIVITY	Contract
Contract assess and fit appliances (case starts) as a percentage of Area Team case starts	0.8 %

Cumulative percentage of contracted UOA delivered 2018 & 2019



Month	Adjusted Scheduled Activity (UOA)		
	2017	2018	2019
April	42	8	-1,049
May	105	8	-60
June	211	71	66
July	316	281	299
August	361	346	404
September	383	367	425
October	386	367	425
November	413	367	425
December	457	388	446
January	479	388	446
February	479	430	446
March	479	430	446
April	458	451	
May	458	451	
June	458	451	

#### QUANTITY METRICS (rolling 12 month period)

	Contract Quantity	Contract Base Number	Contract *	Area Team	Region	England
% of all assessments that were assess and fit appliances (case starts)	72	73	98.6%	55.1%	57.1%	59.2%
% of all assessments that were assess and refuse	0	73	0.0%	11.8%	11.5%	12.0%
% of all assessments that were assess and review	1	73	1.4%	33.1%	31.4%	28.8%
% of case starts with a reported IOTN of 3 and Aesthetic Component of 5 or below	0	72	N/A	0.0%	0.1%	0.1%
% of case starts with a reported IOTN of 3 and Aesthetic Component of 6 or above	2	72	2.8%	1.7%	3.9%	3.9%
% of case starts with a reported IOTN of 4	55	72	76.4%	80.7%	75.9%	77.6%
% of case starts with a reported IOTN of 5	15	72	20.8%	16.1%	17.9%	16.7%
% of concluded courses in receipt of dual-arch fixed appliances	10	17	58.8%	61.3%	69.5%	72.9%
% of concluded courses where treatment was abandoned or discontinued	1	17	5.9%	13.0%	9.7%	8.7%
% of patients satisfied with the treatment they have received	1	1	100.0%	91.8%	95.2%	95.7%

\* Figures in italics indicate that the base number is less than 100.

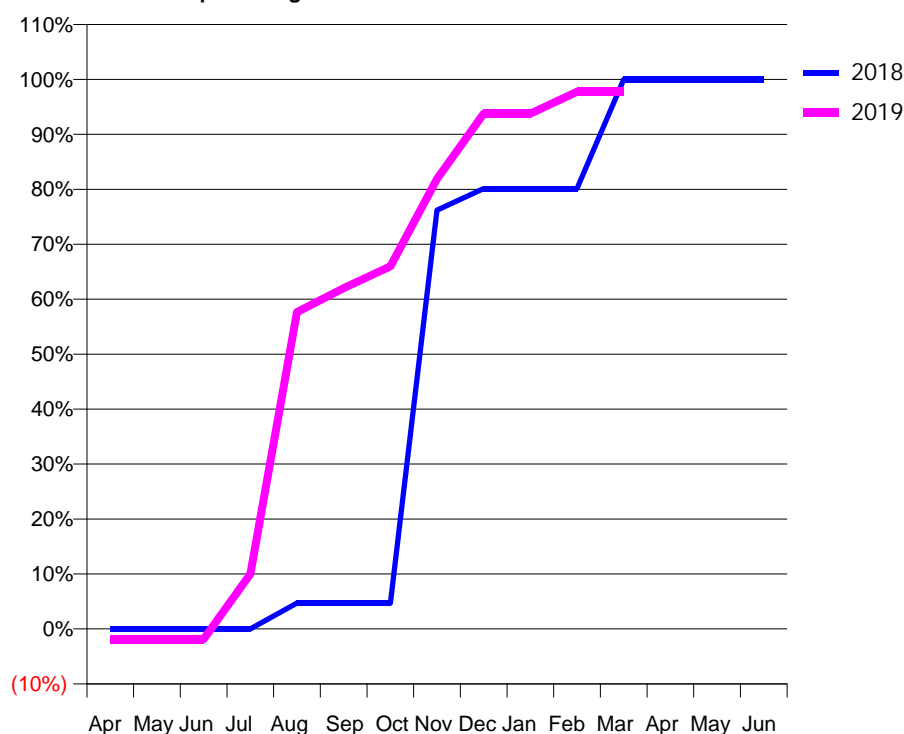
### Q54 - Vital Signs Orthodontic At a Glance Contract Report for 638633/0011 - March 2019

Name or company name	Balbir S Bhandal, Amrik S Bhandal & Baljit S Bhandal	18/19 Contracted general activity (UDA)	13,730
Contract type name	GDS Contract	Carry forward general activity (UDA)	-252
Purpose of contract	General and Orthodontic	18/19 Contracted orthodontic activity (UOA)	529
Contract start date	01/04/2006	Carry forward orthodontic activity (UOA)	10
Contract end date		Baseline contract value	£379,984.73

ACCESS	Contract	England and Wales
24 month ratio of assessments to patient IDs	1.00	1.08

ACTIVITY	Contract
Contract assess and fit appliances (case starts) as a percentage of Area Team case starts	0.3 %

Cumulative percentage of contracted UOA delivered 2018 & 2019



Month	Adjusted Scheduled Activity (UOA)		
	2017	2018	2019
April	5	0	-10
May	5	0	-10
June	5	0	-10
July	5	0	53
August	50	25	305
September	155	25	328
October	197	25	349
November	197	403	433
December	263	424	496
January	284	424	496
February	284	424	517
March	498	529	517
April	519	529	
May	519	529	
June	519	529	

#### QUANTITY METRICS (rolling 12 month period)

	Contract Quantity	Contract Base Number	Contract *	Area Team	Region	England
% of all assessments that were assess and fit appliances (case starts)	25	25	100.0%	55.1%	57.1%	59.2%
% of all assessments that were assess and refuse	0	25	0.0%	11.8%	11.5%	12.0%
% of all assessments that were assess and review	0	25	0.0%	33.1%	31.4%	28.8%
% of case starts with a reported IOTN of 3 and Aesthetic Component of 5 or below	0	25	N/A	0.0%	0.1%	0.1%
% of case starts with a reported IOTN of 3 and Aesthetic Component of 6 or above	0	25	N/A	1.7%	3.9%	3.9%
% of case starts with a reported IOTN of 4	19	25	76.0%	80.7%	75.9%	77.6%
% of case starts with a reported IOTN of 5	6	25	24.0%	16.1%	17.9%	16.7%
% of concluded courses in receipt of dual-arch fixed appliances	6	13	46.2%	61.3%	69.5%	72.9%
% of concluded courses where treatment was abandoned or discontinued	4	13	30.8%	13.0%	9.7%	8.7%
% of patients satisfied with the treatment they have received	0	0	N/A	91.8%	95.2%	95.7%

\* Figures in italics indicate that the base number is less than 100.

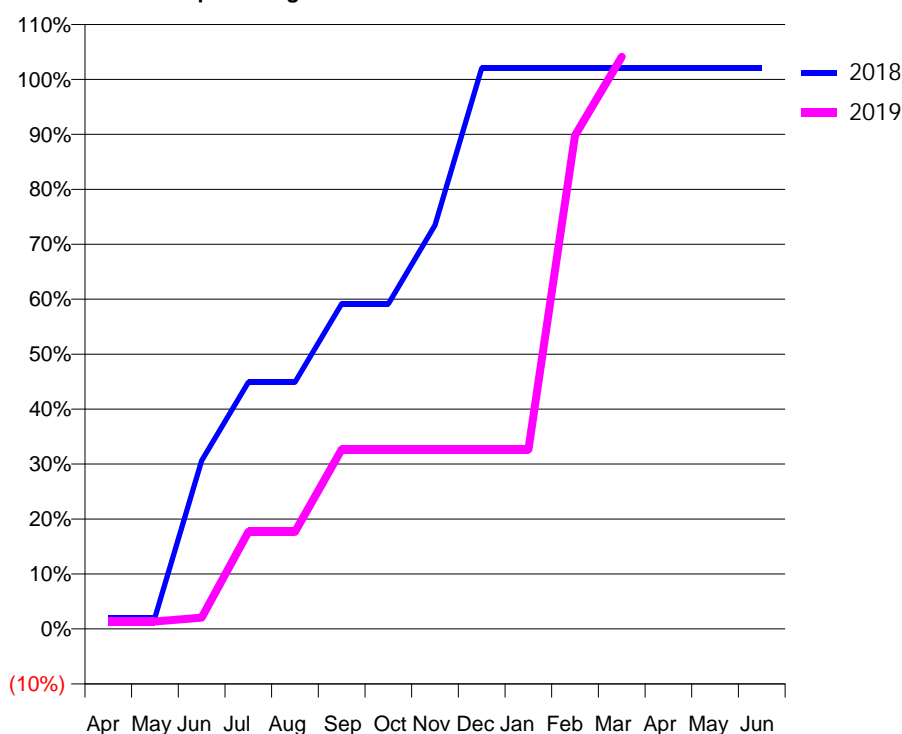
### Q54 - Vital Signs Orthodontic At a Glance Contract Report for 638633/0019 - March 2019

Name or company name	Balbir S Bhandal, Amrik S Bhandal & Baljit S Bhande	18/19 Contracted general activity (UDA)	2,037
Contract type name	GDS Contract	Carry forward general activity (UDA)	37
Purpose of contract	General and Orthodontic	18/19 Contracted orthodontic activity (UOA)	147
Contract start date	01/04/2006	Carry forward orthodontic activity (UOA)	-2
Contract end date		Baseline contract value	£54,952.32

ACCESS	Contract	England and Wales
24 month ratio of assessments to patient IDs	1.06	1.08

ACTIVITY	Contract
Contract assess and fit appliances (case starts) as a percentage of Area Team case starts	0.1 %

Cumulative percentage of contracted UOA delivered 2018 & 2019



Month	Adjusted Scheduled Activity (UOA)		
	2017	2018	2019
April	3	3	2
May	66	3	2
June	130	45	3
July	130	66	26
August	131	66	26
September	131	87	48
October	131	87	48
November	131	108	48
December	152	150	48
January	152	150	48
February	152	150	132
March	152	150	153
April	152	150	
May	152	150	
June	152	150	

### QUANTITY METRICS (rolling 12 month period)

	Contract Quantity	Contract Base Number	Contract *	Area Team	Region	England
% of all assessments that were assess and fit appliances (case starts)	7	11	63.6%	55.1%	57.1%	59.2%
% of all assessments that were assess and refuse	0	11	0.0%	11.8%	11.5%	12.0%
% of all assessments that were assess and review	4	11	36.4%	33.1%	31.4%	28.8%
% of case starts with a reported IOTN of 3 and Aesthetic Component of 5 or below	0	7	N/A	0.0%	0.1%	0.1%
% of case starts with a reported IOTN of 3 and Aesthetic Component of 6 or above	0	7	N/A	1.7%	3.9%	3.9%
% of case starts with a reported IOTN of 4	6	7	85.7%	80.7%	75.9%	77.6%
% of case starts with a reported IOTN of 5	1	7	14.3%	16.1%	17.9%	16.7%
% of concluded courses in receipt of dual-arch fixed appliances	6	8	75.0%	61.3%	69.5%	72.9%
% of concluded courses where treatment was abandoned or discontinued	0	8	0.0%	13.0%	9.7%	8.7%
% of patients satisfied with the treatment they have received	0	0	N/A	91.8%	95.2%	95.7%

\* Figures in italics indicate that the base number is less than 100.

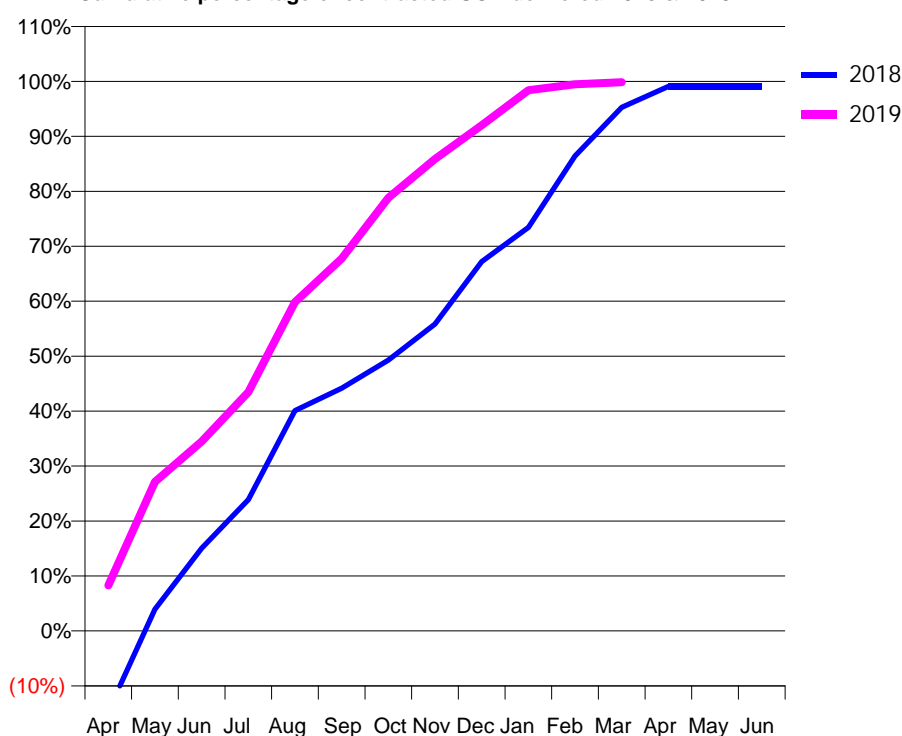
### Q54 - Vital Signs Orthodontic At a Glance Contract Report for 638633/0020 - March 2019

Name or company name	Balbir S Bhandal, Amrik S Bhandal & Baljit S Bhande	18/19 Contracted general activity (UDA)	97,227
Contract type name	GDS Contract	Carry forward general activity (UDA)	-1,838
Purpose of contract	General and Orthodontic	18/19 Contracted orthodontic activity (UOA)	6,238
Contract start date	01/04/2006	Carry forward orthodontic activity (UOA)	56
Contract end date		Baseline contract value	£3,613,512.49

ACCESS	Contract	England and Wales
24 month ratio of assessments to patient IDs	1.03	1.08

ACTIVITY	Contract
Contract assess and fit appliances (case starts) as a percentage of Area Team case starts	3.6 %

Cumulative percentage of contracted UOA delivered 2018 & 2019



Month	Adjusted Scheduled Activity (UOA)		
	2017	2018	2019
April	530	-913	517
May	1,460	246	1,691
June	2,354	938	2,150
July	3,088	1,491	2,712
August	3,929	2,502	3,732
September	4,341	2,755	4,226
October	4,792	3,075	4,917
November	5,158	3,484	5,357
December	5,504	4,192	5,740
January	5,698	4,581	6,137
February	6,005	5,392	6,204
March	6,248	5,943	6,229
April	6,279	6,182	
May	6,280	6,182	
June	6,280	6,182	

#### QUANTITY METRICS (rolling 12 month period)

	Contract Quantity	Contract Base Number	Contract *	Area Team	Region	England
% of all assessments that were assess and fit appliances (case starts)	302	510	59.2%	55.1%	57.1%	59.2%
% of all assessments that were assess and refuse	33	510	6.5%	11.8%	11.5%	12.0%
% of all assessments that were assess and review	175	510	34.3%	33.1%	31.4%	28.8%
% of case starts with a reported IOTN of 3 and Aesthetic Component of 5 or below	0	302	N/A	0.0%	0.1%	0.1%
% of case starts with a reported IOTN of 3 and Aesthetic Component of 6 or above	5	302	1.7%	1.7%	3.9%	3.9%
% of case starts with a reported IOTN of 4	243	302	80.5%	80.7%	75.9%	77.6%
% of case starts with a reported IOTN of 5	53	302	17.5%	16.1%	17.9%	16.7 %
% of concluded courses in receipt of dual-arch fixed appliances	88	196	44.9%	61.3%	69.5%	72.9%
% of concluded courses where treatment was abandoned or discontinued	102	196	52.0%	13.0%	9.7%	8.7%
% of patients satisfied with the treatment they have received	6	8	75.0%	91.8%	95.2%	95.7%

\* Figures in italics indicate that the base number is less than 100.

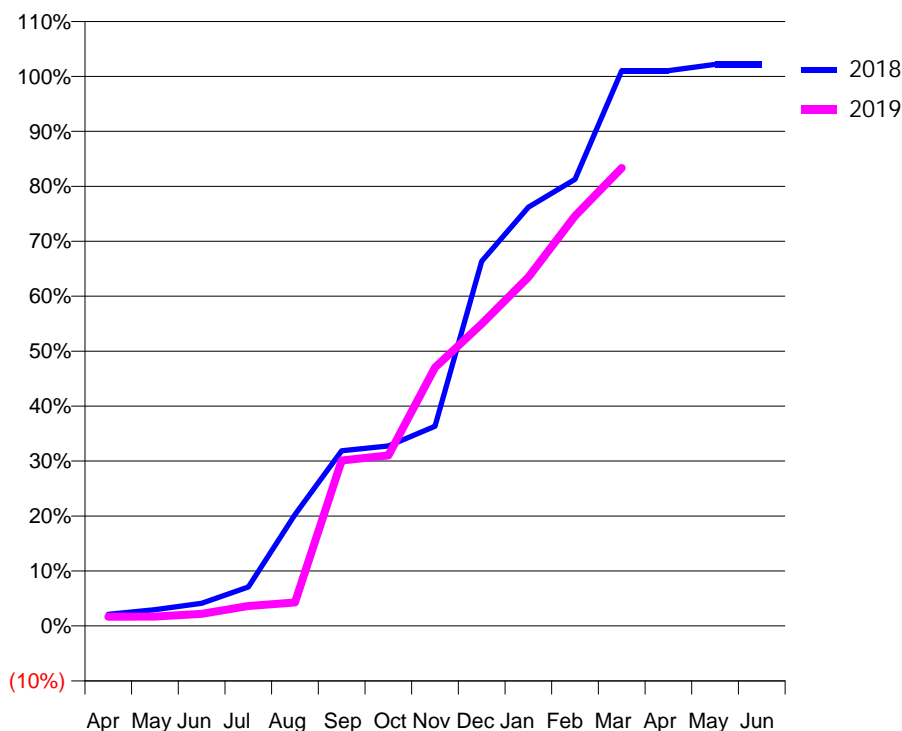
### Q54 - Vital Signs Orthodontic At a Glance Contract Report for 643572/0001 - March 2019

Name or company name	DR JF ALLSOPP	18/19 Contracted general activity (UDA)	0
Contract type name	PDS Contract	Carry forward general activity (UDA)	0
Purpose of contract	Orthodontic	18/19 Contracted orthodontic activity (UOA)	12,912
Contract start date	01/04/2006	Carry forward orthodontic activity (UOA)	-219
Contract end date	26/06/2020	Baseline contract value	£801,537.70

ACCESS	Contract	England and Wales
24 month ratio of assessments to patient IDs	1.03	1.08

ACTIVITY	Contract
Contract assess and fit appliances (case starts) as a percentage of Area Team case starts	5.5 %

Cumulative percentage of contracted UOA delivered 2018 & 2019



Month	Adjusted Scheduled Activity (UOA)		
	2017	2018	2019
April	310	233	219
May	384	327	221
June	1,147	454	285
July	1,260	777	470
August	1,373	2,220	549
September	2,090	3,494	3,887
October	3,480	3,589	4,005
November	6,008	3,982	6,070
December	9,222	7,273	7,099
January	10,570	8,352	8,194
February	10,807	8,904	9,630
March	10,858	11,072	10,759
April	10,858	11,072	
May	10,858	11,198	
June	10,858	11,198	

#### QUANTITY METRICS (rolling 12 month period)

	Contract Quantity	Contract Base Number	Contract *	Area Team	Region	England
% of all assessments that were assess and fit appliances (case starts)	465	1,269	36.6%	55.1%	57.1%	59.2%
% of all assessments that were assess and refuse	96	1,269	7.6%	11.8%	11.5%	12.0%
% of all assessments that were assess and review	708	1,269	55.8%	33.1%	31.4%	28.8%
% of case starts with a reported IOTN of 3 and Aesthetic Component of 5 or below	1	465	0.2%	0.0%	0.1%	0.1%
% of case starts with a reported IOTN of 3 and Aesthetic Component of 6 or above	17	465	3.7%	1.7%	3.9%	3.9%
% of case starts with a reported IOTN of 4	407	465	87.5%	80.7%	75.9%	77.6%
% of case starts with a reported IOTN of 5	40	465	8.6%	16.1%	17.9%	16.7 %
% of concluded courses in receipt of dual-arch fixed appliances	276	286	96.5%	61.3%	69.5%	72.9%
% of concluded courses where treatment was abandoned or discontinued	8	286	2.8%	13.0%	9.7%	8.7%
% of patients satisfied with the treatment they have received	2	3	66.7%	91.8%	95.2%	95.7%

\* Figures in italics indicate that the base number is less than 100.

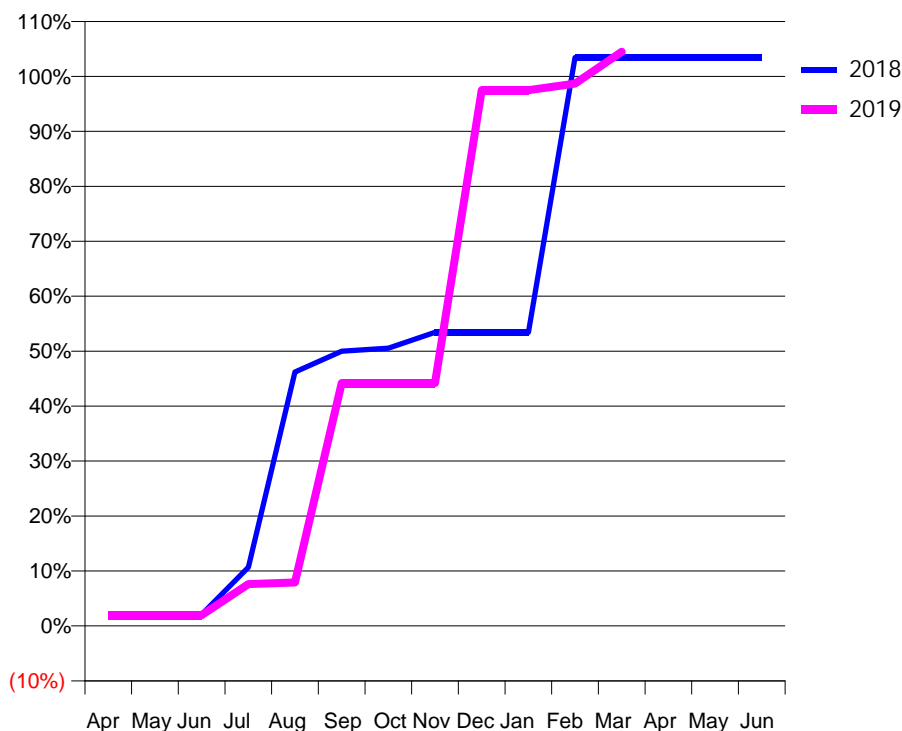
### Q54 - Vital Signs Orthodontic At a Glance Contract Report for 643572/0002 - March 2019

Name or company name	DR JF ALLSOPP	18/19 Contracted general activity (UDA)	4,835
Contract type name	GDS Contract	Carry forward general activity (UDA)	47
Purpose of contract	General and Orthodontic	18/19 Contracted orthodontic activity (UOA)	760
Contract start date	01/04/2006	Carry forward orthodontic activity (UOA)	-15
Contract end date		Baseline contract value	£169,423.21

ACCESS	Contract	England and Wales
24 month ratio of assessments to patient IDs	1.00	1.08

ACTIVITY	Contract
Contract assess and fit appliances (case starts) as a percentage of Area Team case starts	0.4 %

Cumulative percentage of contracted UOA delivered 2018 & 2019



Month	Adjusted Scheduled Activity (UOA)		
	2017	2018	2019
April	9	16	15
May	9	16	15
June	9	16	15
July	9	81	58
August	287	351	60
September	287	380	336
October	287	384	336
November	371	406	336
December	776	406	741
January	776	406	741
February	776	786	750
March	776	786	794
April	776	786	
May	776	786	
June	776	786	

#### QUANTITY METRICS (rolling 12 month period)

	Contract Quantity	Contract Base Number	Contract *	Area Team	Region	England
% of all assessments that were assess and fit appliances (case starts)	36	49	73.5%	55.1%	57.1%	59.2%
% of all assessments that were assess and refuse	1	49	2.0%	11.8%	11.5%	12.0%
% of all assessments that were assess and review	12	49	24.5%	33.1%	31.4%	28.8%
% of case starts with a reported IOTN of 3 and Aesthetic Component of 5 or below	0	36	<i>N/A</i>	0.0%	0.1%	0.1%
% of case starts with a reported IOTN of 3 and Aesthetic Component of 6 or above	1	36	2.8%	1.7%	3.9%	3.9%
% of case starts with a reported IOTN of 4	34	36	94.4%	80.7%	75.9%	77.6%
% of case starts with a reported IOTN of 5	1	36	2.8%	16.1%	17.9%	16.7%
% of concluded courses in receipt of dual-arch fixed appliances	16	17	94.1%	61.3%	69.5%	72.9%
% of concluded courses where treatment was abandoned or discontinued	1	17	5.9%	13.0%	9.7%	8.7%
% of patients satisfied with the treatment they have received	0	0	<i>N/A</i>	91.8%	95.2%	95.7%

\* Figures in italics indicate that the base number is less than 100.



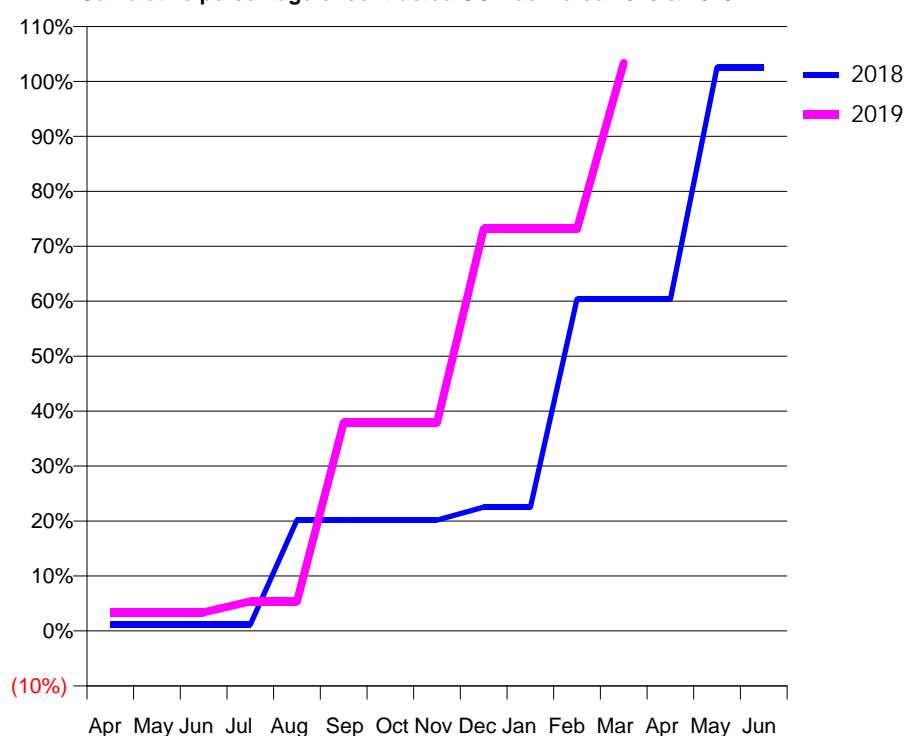
### Q54 - Vital Signs Orthodontic At a Glance Contract Report for 643572/0007 - March 2019

Name or company name	DR JF ALLSOPP	18/19 Contracted general activity (UDA)	0
Contract type name	PDS Contract	Carry forward general activity (UDA)	0
Purpose of contract	Orthodontic	18/19 Contracted orthodontic activity (UOA)	2,100
Contract start date	13/06/2011	Carry forward orthodontic activity (UOA)	-71
Contract end date	26/06/2020	Baseline contract value	£102,784.22

ACCESS	Contract	England and Wales
24 month ratio of assessments to patient IDs	1.00	1.08

ACTIVITY	Contract
Contract assess and fit appliances (case starts) as a percentage of Area Team case starts	2.0 %

Cumulative percentage of contracted UOA delivered 2018 & 2019



Month	Adjusted Scheduled Activity (UOA)		
	2017	2018	2019
April	42	42	71
May	42	42	71
June	42	42	71
July	88	42	113
August	636	720	113
September	783	720	795
October	783	720	795
November	909	720	795
December	1,931	804	1,536
January	1,931	804	1,536
February	2,141	2,156	1,536
March	2,162	2,156	2,170
April	2,162	2,156	
May	2,162	3,661	
June	2,162	3,661	

#### QUANTITY METRICS (rolling 12 month period)

	Contract Quantity	Contract Base Number	Contract *	Area Team	Region	England
% of all assessments that were assess and fit appliances (case starts)	170	170	100.0%	55.1%	57.1%	59.2%
% of all assessments that were assess and refuse	0	170	0.0%	11.8%	11.5%	12.0%
% of all assessments that were assess and review	0	170	0.0%	33.1%	31.4%	28.8%
% of case starts with a reported IOTN of 3 and Aesthetic Component of 5 or below	0	170	N/A	0.0%	0.1%	0.1%
% of case starts with a reported IOTN of 3 and Aesthetic Component of 6 or above	8	170	4.7%	1.7%	3.9%	3.9%
% of case starts with a reported IOTN of 4	155	170	91.2%	80.7%	75.9%	77.6%
% of case starts with a reported IOTN of 5	7	170	4.1%	16.1%	17.9%	16.7%
% of concluded courses in receipt of dual-arch fixed appliances	47	51	92.2%	61.3%	69.5%	72.9%
% of concluded courses where treatment was abandoned or discontinued	3	51	5.9%	13.0%	9.7%	8.7%
% of patients satisfied with the treatment they have received	1	1	100.0%	91.8%	95.2%	95.7%

\* Figures in italics indicate that the base number is less than 100.

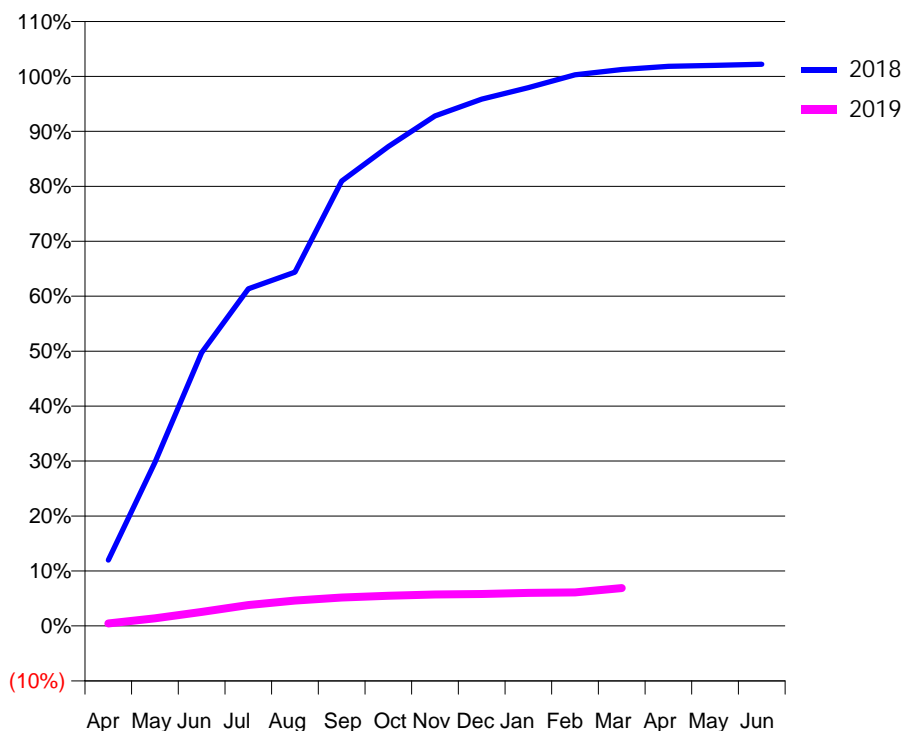
### Q54 - Vital Signs Orthodontic At a Glance Contract Report for 644277/0001 - March 2019

Name or company name	MR JS NANDHRA	18/19 Contracted general activity (UDA)	0
Contract type name	PDS Contract	Carry forward general activity (UDA)	0
Purpose of contract	Orthodontic	18/19 Contracted orthodontic activity (UOA)	160,043
Contract start date	01/04/2006	Carry forward orthodontic activity (UOA)	-220
Contract end date	26/06/2020	Baseline contract value	£899,383.37

ACCESS	Contract	England and Wales
24 month ratio of assessments to patient IDs	1.01	1.08

ACTIVITY	Contract
Contract assess and fit appliances (case starts) as a percentage of Area Team case starts	6.3 %

Cumulative percentage of contracted UOA delivered 2018 & 2019



Month	Adjusted Scheduled Activity (UOA)		
	2017	2018	2019
April	408	1,326	724
May	1,123	3,283	2,215
June	2,308	5,492	4,087
July	4,556	6,773	6,090
August	6,063	7,109	7,400
September	6,651	8,939	8,305
October	7,412	9,632	8,790
November	8,971	10,245	9,172
December	9,878	10,585	9,319
January	10,388	10,816	9,613
February	10,705	11,075	9,781
March	10,895	11,180	11,005
April	10,937	11,243	
May	10,937	11,264	
June	10,937	11,285	

### QUANTITY METRICS (rolling 12 month period)

	Contract Quantity	Contract Base Number	Contract *	Area Team	Region	England
% of all assessments that were assess and fit appliances (case starts)	537	541	99.3%	55.1%	57.1%	59.2%
% of all assessments that were assess and refuse	4	541	0.7%	11.8%	11.5%	12.0%
% of all assessments that were assess and review	0	541	0.0%	33.1%	31.4%	28.8%
% of case starts with a reported IOTN of 3 and Aesthetic Component of 5 or below	0	537	N/A	0.0%	0.1%	0.1%
% of case starts with a reported IOTN of 3 and Aesthetic Component of 6 or above	9	537	1.7%	1.7%	3.9%	3.9%
% of case starts with a reported IOTN of 4	445	537	82.9%	80.7%	75.9%	77.6%
% of case starts with a reported IOTN of 5	79	537	14.7%	16.1%	17.9%	16.7%
% of concluded courses in receipt of dual-arch fixed appliances	542	582	93.1%	61.3%	69.5%	72.9%
% of concluded courses where treatment was abandoned or discontinued	29	582	5.0%	13.0%	9.7%	8.7%
% of patients satisfied with the treatment they have received	14	14	100.0%	91.8%	95.2%	95.7%

\* Figures in italics indicate that the base number is less than 100.

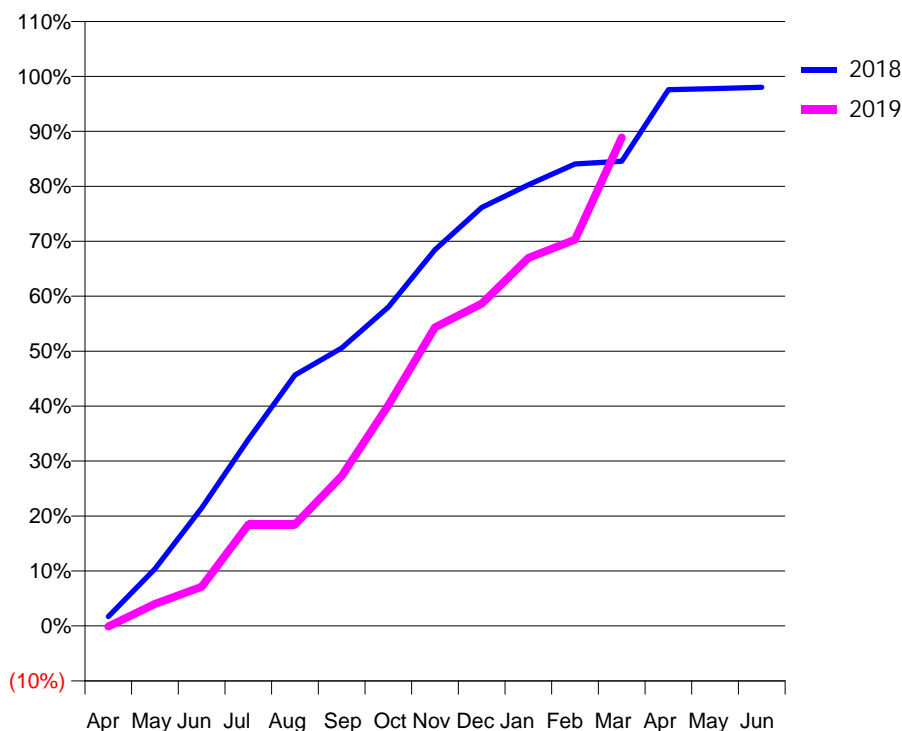
### Q54 - Vital Signs Orthodontic At a Glance Contract Report for 648639/0001 - March 2019

Name or company name	Edgbaston Orthodontics Ltd	18/19 Contracted general activity (UDA)	0
Contract type name	PDS Contract	Carry forward general activity (UDA)	0
Purpose of contract	Orthodontic	18/19 Contracted orthodontic activity (UOA)	8,834
Contract start date	01/04/2006	Carry forward orthodontic activity (UOA)	9
Contract end date	01/05/2020	Baseline contract value	£590,934.20

ACCESS	Contract	England and Wales
24 month ratio of assessments to patient IDs	1.02	1.08

ACTIVITY	Contract
Contract assess and fit appliances (case starts) as a percentage of Area Team case starts	5.3 %

Cumulative percentage of contracted UOA delivered 2018 & 2019



Month	Adjusted Scheduled Activity (UOA)		
	2017	2018	2019
April	164	166	-9
May	281	1,006	355
June	1,303	2,077	629
July	2,275	3,284	1,631
August	3,032	4,418	1,631
September	3,485	4,892	2,409
October	3,828	5,614	3,550
November	5,106	6,622	4,798
December	6,139	7,365	5,181
January	6,572	7,765	5,916
February	7,229	8,133	6,210
March	8,321	8,179	7,850
April	9,289	9,439	
May	9,609	9,460	
June	9,609	9,481	

#### QUANTITY METRICS (rolling 12 month period)

	Contract Quantity	Contract Base Number	Contract *	Area Team	Region	England
% of all assessments that were assess and fit appliances (case starts)	447	502	89.0%	55.1%	57.1%	59.2%
% of all assessments that were assess and refuse	37	502	7.4%	11.8%	11.5%	12.0%
% of all assessments that were assess and review	18	502	3.6%	33.1%	31.4%	28.8%
% of case starts with a reported IOTN of 3 and Aesthetic Component of 5 or below	0	447	N/A	0.0%	0.1%	0.1%
% of case starts with a reported IOTN of 3 and Aesthetic Component of 6 or above	0	447	N/A	1.7%	3.9%	3.9%
% of case starts with a reported IOTN of 4	370	447	82.8%	80.7%	75.9%	77.6%
% of case starts with a reported IOTN of 5	76	447	17.0%	16.1%	17.9%	16.7 %
% of concluded courses in receipt of dual-arch fixed appliances	310	342	90.6%	61.3%	69.5%	72.9%
% of concluded courses where treatment was abandoned or discontinued	7	342	2.0%	13.0%	9.7%	8.7%
% of patients satisfied with the treatment they have received	11	11	100.0%	91.8%	95.2%	95.7%

\* Figures in italics indicate that the base number is less than 100.

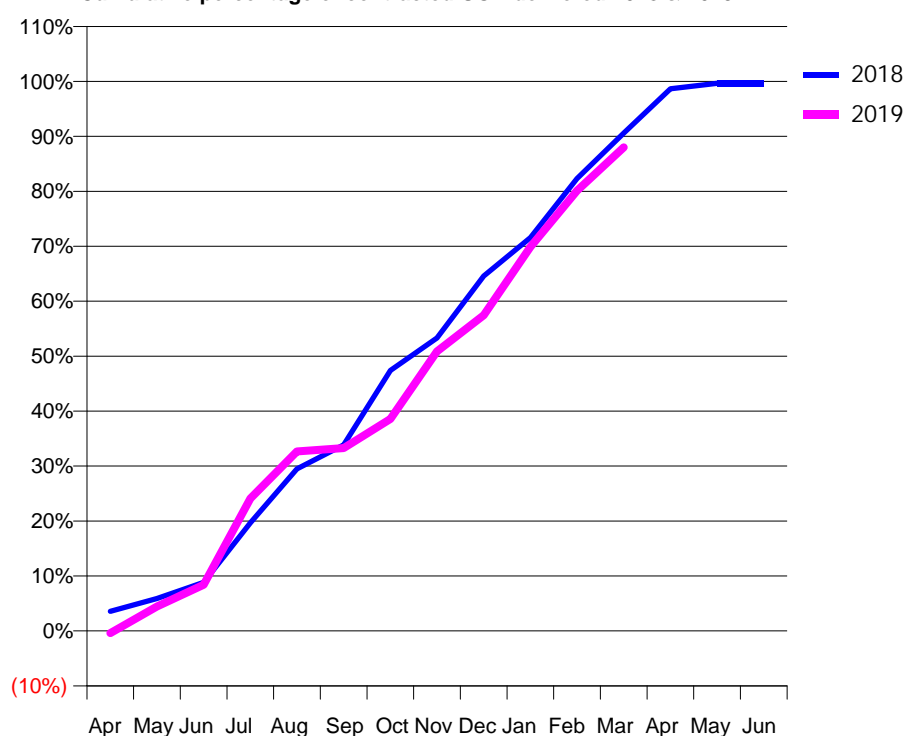
### Q54 - Vital Signs Orthodontic At a Glance Contract Report for 648728/0001 - March 2019

Name or company name	MRS EH ROBERTS	18/19 Contracted general activity (UDA)	0
Contract type name	PDS Contract	Carry forward general activity (UDA)	0
Purpose of contract	Orthodontic	18/19 Contracted orthodontic activity (UOA)	3,768
Contract start date	01/04/2006	Carry forward orthodontic activity (UOA)	15
Contract end date	26/06/2020	Baseline contract value	£229,173.40

ACCESS	Contract	England and Wales
24 month ratio of assessments to patient IDs	1.00	1.08

ACTIVITY	Contract
Contract assess and fit appliances (case starts) as a percentage of Area Team case starts	2.0 %

Cumulative percentage of contracted UOA delivered 2018 & 2019



Month	Adjusted Scheduled Activity (UOA)		
	2017	2018	2019
April	298	141	-15
May	952	233	168
June	1,288	348	317
July	1,603	774	908
August	1,837	1,161	1,230
September	2,133	1,333	1,254
October	2,366	1,866	1,453
November	2,624	2,098	1,917
December	2,816	2,542	2,165
January	2,908	2,817	2,633
February	3,091	3,239	3,018
March	3,670	3,565	3,315
April	3,840	3,883	
May	3,840	3,921	
June	3,840	3,921	

#### QUANTITY METRICS (rolling 12 month period)

	Contract Quantity	Contract Base Number	Contract *	Area Team	Region	England
% of all assessments that were assess and fit appliances (case starts)	174	246	70.7%	55.1%	57.1%	59.2%
% of all assessments that were assess and refuse	42	246	17.1%	11.8%	11.5%	12.0%
% of all assessments that were assess and review	30	246	12.2%	33.1%	31.4%	28.8%
% of case starts with a reported IOTN of 3 and Aesthetic Component of 5 or below	0	174	N/A	0.0%	0.1%	0.1%
% of case starts with a reported IOTN of 3 and Aesthetic Component of 6 or above	8	174	4.6%	1.7%	3.9%	3.9%
% of case starts with a reported IOTN of 4	133	174	76.4%	80.7%	75.9%	77.6%
% of case starts with a reported IOTN of 5	33	174	19.0%	16.1%	17.9%	16.7%
% of concluded courses in receipt of dual-arch fixed appliances	160	169	94.7%	61.3%	69.5%	72.9%
% of concluded courses where treatment was abandoned or discontinued	6	169	3.6%	13.0%	9.7%	8.7%
% of patients satisfied with the treatment they have received	3	4	75.0%	91.8%	95.2%	95.7%

\* Figures in italics indicate that the base number is less than 100.

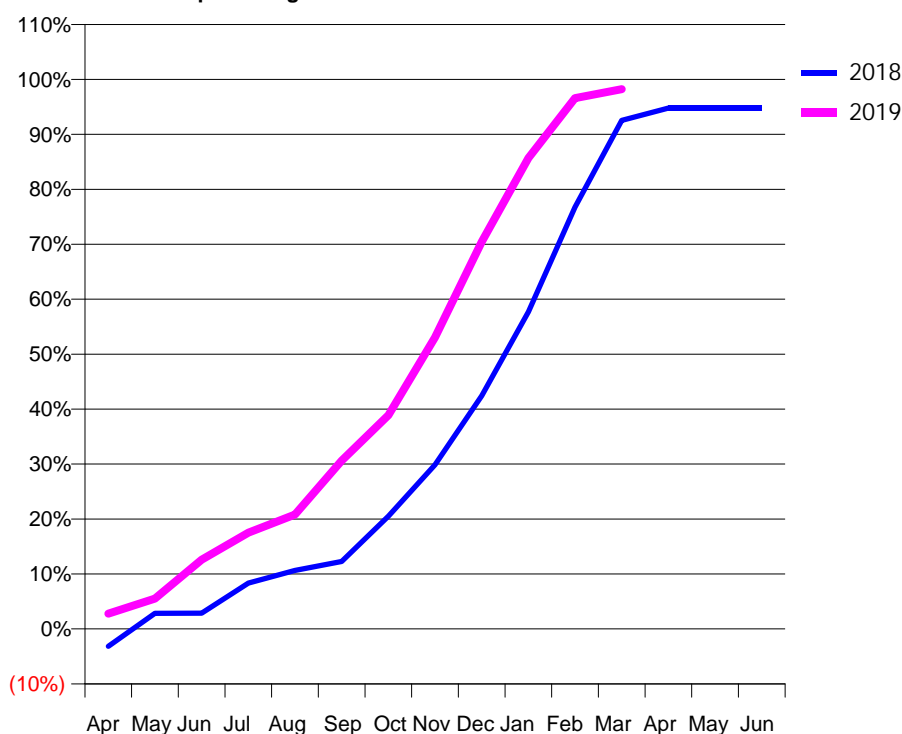
### Q54 - Vital Signs Orthodontic At a Glance Contract Report for 650641/0001 - March 2019

Name or company name	MRS N SHOJA-ASSADI	18/19 Contracted general activity (UDA)	0
Contract type name	PDS Contract	Carry forward general activity (UDA)	0
Purpose of contract	Orthodontic	18/19 Contracted orthodontic activity (UOA)	3,862
Contract start date	01/04/2006	Carry forward orthodontic activity (UOA)	0
Contract end date	26/06/2020	Baseline contract value	£260,688.61

ACCESS	Contract	England and Wales
24 month ratio of assessments to patient IDs	1.12	1.08

ACTIVITY	Contract
Contract assess and fit appliances (case starts) as a percentage of Area Team case starts	2.5 %

Cumulative percentage of contracted UOA delivered 2018 & 2019



Month	Adjusted Scheduled Activity (UOA)		
	2017	2018	2019
April	57	-122	107
May	309	110	213
June	666	111	487
July	1,276	322	677
August	1,657	411	804
September	2,035	474	1,183
October	2,329	792	1,502
November	2,835	1,153	2,048
December	2,983	1,639	2,720
January	3,046	2,229	3,310
February	3,046	2,964	3,730
March	3,614	3,574	3,793
April	3,719	3,660	
May	3,719	3,660	
June	3,719	3,660	

#### QUANTITY METRICS (rolling 12 month period)

	Contract Quantity	Contract Base Number	Contract *	Area Team	Region	England
% of all assessments that were assess and fit appliances (case starts)	211	223	94.6%	55.1%	57.1%	59.2%
% of all assessments that were assess and refuse	6	223	2.7%	11.8%	11.5%	12.0%
% of all assessments that were assess and review	6	223	2.7%	33.1%	31.4%	28.8%
% of case starts with a reported IOTN of 3 and Aesthetic Component of 5 or below	0	211	N/A	0.0%	0.1%	0.1%
% of case starts with a reported IOTN of 3 and Aesthetic Component of 6 or above	6	211	2.8%	1.7%	3.9%	3.9%
% of case starts with a reported IOTN of 4	180	211	85.3%	80.7%	75.9%	77.6%
% of case starts with a reported IOTN of 5	22	211	10.4%	16.1%	17.9%	16.7 %
% of concluded courses in receipt of dual-arch fixed appliances	0	108	N/A	61.3%	69.5%	72.9%
% of concluded courses where treatment was abandoned or discontinued	10	108	9.3%	13.0%	9.7%	8.7%
% of patients satisfied with the treatment they have received	1	1	100.0%	91.8%	95.2%	95.7%

\* Figures in italics indicate that the base number is less than 100.

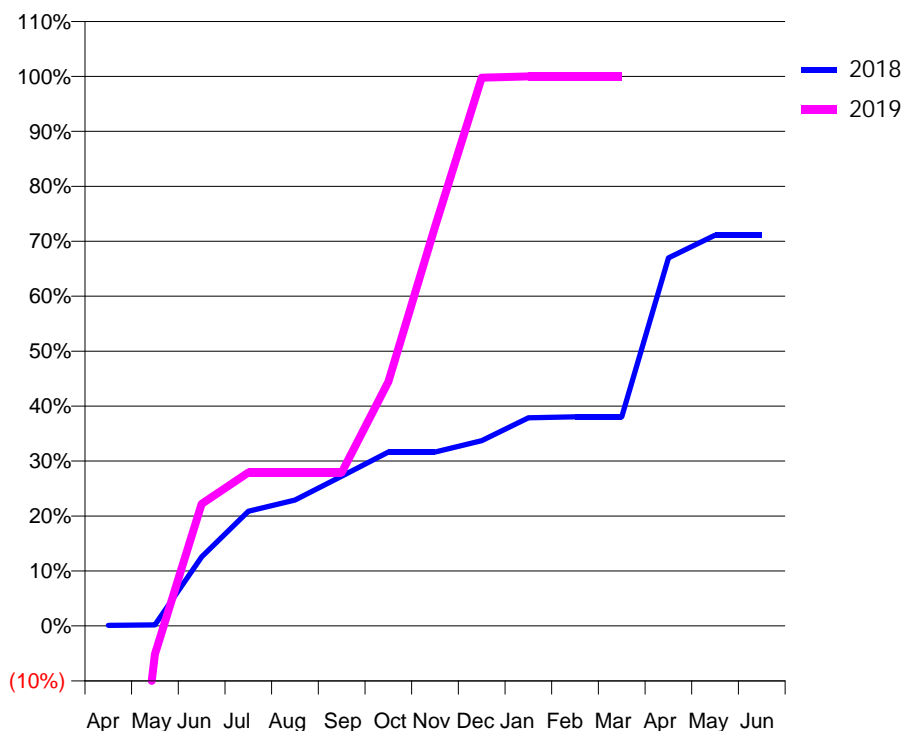
### Q54 - Vital Signs Orthodontic At a Glance Contract Report for 658421/0001 - March 2019

Name or company name	Hayers Dental Surgery	18/19 Contracted general activity (UDA)	21,866
Contract type name	GDS Contract	Carry forward general activity (UDA)	-410
Purpose of contract	General and Orthodontic	18/19 Contracted orthodontic activity (UOA)	387
Contract start date	01/04/2006	Carry forward orthodontic activity (UOA)	294
Contract end date		Baseline contract value	£558,082.99

ACCESS	Contract	England and Wales
24 month ratio of assessments to patient IDs	1.05	1.08

ACTIVITY	Contract
Contract assess and fit appliances (case starts) as a percentage of Area Team case starts	0.6 %

Cumulative percentage of contracted UOA delivered 2018 & 2019



Month	Adjusted Scheduled Activity (UOA)		
	2017	2018	2019
April	1	1	-294
May	23	2	-20
June	131	128	86
July	197	212	108
August	220	233	108
September	241	277	108
October	262	322	172
November	262	322	281
December	304	343	386
January	367	385	387
February	388	387	387
March	388	387	387
April	388	681	
May	388	723	
June	388	723	

#### QUANTITY METRICS (rolling 12 month period)

	Contract Quantity	Contract Base Number	Contract *	Area Team	Region	England
% of all assessments that were assess and fit appliances (case starts)	49	54	90.7%	55.1%	57.1%	59.2%
% of all assessments that were assess and refuse	3	54	5.6%	11.8%	11.5%	12.0%
% of all assessments that were assess and review	2	54	3.7%	33.1%	31.4%	28.8%
% of case starts with a reported IOTN of 3 and Aesthetic Component of 5 or below	0	49	<i>N/A</i>	0.0%	0.1%	0.1%
% of case starts with a reported IOTN of 3 and Aesthetic Component of 6 or above	0	49	<i>N/A</i>	1.7%	3.9%	3.9%
% of case starts with a reported IOTN of 4	45	49	91.8%	80.7%	75.9%	77.6%
% of case starts with a reported IOTN of 5	4	49	8.2%	16.1%	17.9%	16.7%
% of concluded courses in receipt of dual-arch fixed appliances	20	23	87.0%	61.3%	69.5%	72.9%
% of concluded courses where treatment was abandoned or discontinued	2	23	8.7%	13.0%	9.7%	8.7%
% of patients satisfied with the treatment they have received	2	2	100.0%	91.8%	95.2%	95.7%

\* Figures in italics indicate that the base number is less than 100.

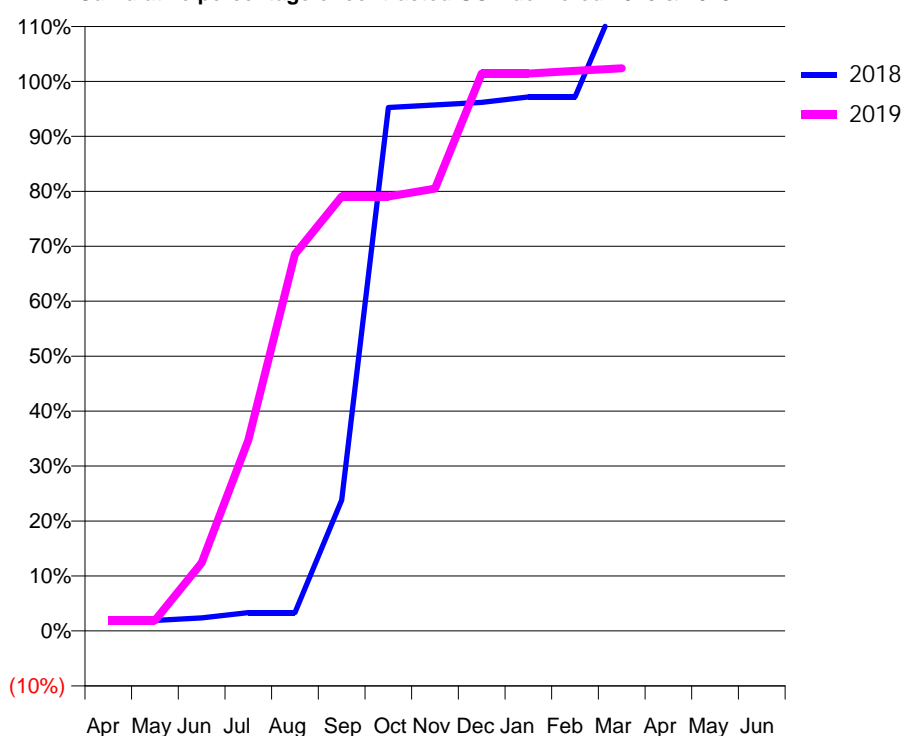
### Q54 - Vital Signs Orthodontic At a Glance Contract Report for 673749/0001 - March 2019

Name or company name	MR R KUMAR	18/19 Contracted general activity (UDA)	9,973
Contract type name	GDS Contract	Carry forward general activity (UDA)	0
Purpose of contract	General and Orthodontic	18/19 Contracted orthodontic activity (UOA)	210
Contract start date	01/04/2006	Carry forward orthodontic activity (UOA)	-4
Contract end date		Baseline contract value	£275,732.80

ACCESS	Contract	England and Wales
24 month ratio of assessments to patient IDs	1.08	1.08

ACTIVITY	Contract
Contract assess and fit appliances (case starts) as a percentage of Area Team case starts	0.1 %

Cumulative percentage of contracted UOA delivered 2018 & 2019



Month	Adjusted Scheduled Activity (UOA)		
	2017	2018	2019
April	21	4	4
May	45	4	4
June	70	5	26
July	71	7	73
August	71	7	144
September	99	50	166
October	229	200	166
November	233	201	169
December	236	202	213
January	242	204	213
February	242	204	214
March	242	246	215
April	273	246	
May	273	246	
June	273	246	

#### QUANTITY METRICS (rolling 12 month period)

	Contract Quantity	Contract Base Number	Contract *	Area Team	Region	England
% of all assessments that were assess and fit appliances (case starts)	9	31	29.0%	55.1%	57.1%	59.2%
% of all assessments that were assess and refuse	10	31	32.3%	11.8%	11.5%	12.0%
% of all assessments that were assess and review	12	31	38.7%	33.1%	31.4%	28.8%
% of case starts with a reported IOTN of 3 and Aesthetic Component of 5 or below	0	9	<i>N/A</i>	0.0%	0.1%	0.1%
% of case starts with a reported IOTN of 3 and Aesthetic Component of 6 or above	0	9	<i>N/A</i>	1.7%	3.9%	3.9%
% of case starts with a reported IOTN of 4	1	9	11.1%	80.7%	75.9%	77.6%
% of case starts with a reported IOTN of 5	8	9	88.9%	16.1%	17.9%	16.7%
% of concluded courses in receipt of dual-arch fixed appliances	10	14	71.4%	61.3%	69.5%	72.9%
% of concluded courses where treatment was abandoned or discontinued	1	14	7.1%	13.0%	9.7%	8.7%
% of patients satisfied with the treatment they have received	0	0	<i>N/A</i>	91.8%	95.2%	95.7%

\* Figures in italics indicate that the base number is less than 100.

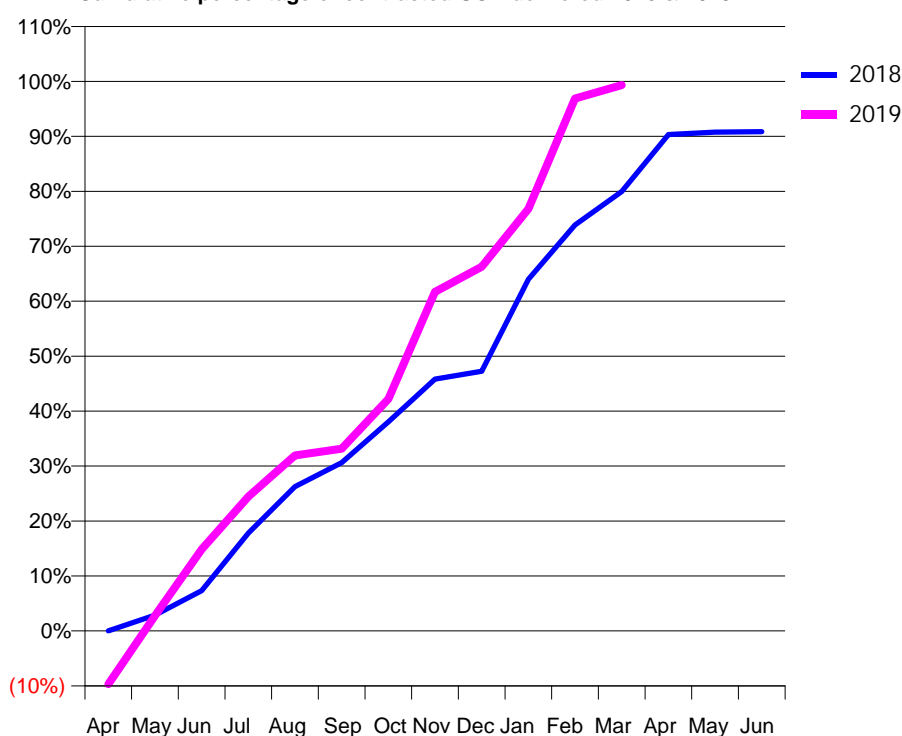
### Q54 - Vital Signs Orthodontic At a Glance Contract Report for 735213/0002 - March 2019

Name or company name	MR PL MASON	18/19 Contracted general activity (UDA)	0
Contract type name	PDS Contract	Carry forward general activity (UDA)	0
Purpose of contract	Orthodontic	18/19 Contracted orthodontic activity (UOA)	5,127
Contract start date	22/03/2014	Carry forward orthodontic activity (UOA)	497
Contract end date	01/05/2020	Baseline contract value	£350,392.64

ACCESS	Contract	England and Wales
24 month ratio of assessments to patient IDs	1.02	1.08

ACTIVITY	Contract
Contract assess and fit appliances (case starts) as a percentage of Area Team case starts	3.5 %

Cumulative percentage of contracted UOA delivered 2018 & 2019



Month	Adjusted Scheduled Activity (UOA)		
	2017	2018	2019
April	98	0	-497
May	676	176	141
June	995	449	761
July	1,255	1,093	1,254
August	1,565	1,612	1,638
September	2,158	1,878	1,700
October	2,526	2,334	2,164
November	3,145	2,811	3,163
December	3,301	2,900	3,397
January	3,665	3,927	3,938
February	4,060	4,532	4,967
March	5,005	4,905	5,092
April	5,155	5,542	
May	5,246	5,568	
June	5,248	5,573	

#### QUANTITY METRICS (rolling 12 month period)

	Contract Quantity	Contract Base Number	Contract *	Area Team	Region	England
% of all assessments that were assess and fit appliances (case starts)	297	508	58.5%	55.1%	57.1%	59.2%
% of all assessments that were assess and refuse	6	508	1.2%	11.8%	11.5%	12.0%
% of all assessments that were assess and review	205	508	40.4%	33.1%	31.4%	28.8%
% of case starts with a reported IOTN of 3 and Aesthetic Component of 5 or below	0	297	N/A	0.0%	0.1%	0.1%
% of case starts with a reported IOTN of 3 and Aesthetic Component of 6 or above	4	297	1.3%	1.7%	3.9%	3.9%
% of case starts with a reported IOTN of 4	219	297	73.7%	80.7%	75.9%	77.6%
% of case starts with a reported IOTN of 5	49	297	16.5%	16.1%	17.9%	16.7 %
% of concluded courses in receipt of dual-arch fixed appliances	18	181	9.9%	61.3%	69.5%	72.9%
% of concluded courses where treatment was abandoned or discontinued	5	181	2.8%	13.0%	9.7%	8.7%
% of patients satisfied with the treatment they have received	3	3	100.0%	91.8%	95.2%	95.7%

\* Figures in italics indicate that the base number is less than 100.



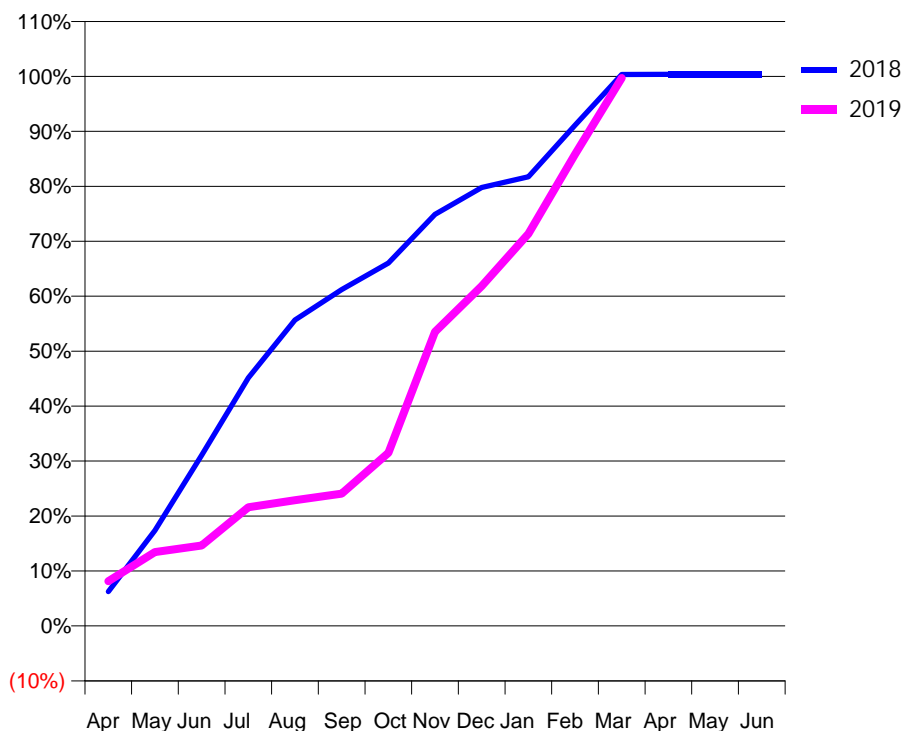
### Q54 - Vital Signs Orthodontic At a Glance Contract Report for 735337/0001 - March 2019

Name or company name	Addison Dental Practice Ltd	18/19 Contracted general activity (UDA)	0
Contract type name	PDS Contract	Carry forward general activity (UDA)	0
Purpose of contract	Orthodontic	18/19 Contracted orthodontic activity (UOA)	9,034
Contract start date	01/04/2006	Carry forward orthodontic activity (UOA)	-34
Contract end date	01/05/2020	Baseline contract value	£615,780.33

ACCESS	Contract	England and Wales
24 month ratio of assessments to patient IDs	1.12	1.08

ACTIVITY	Contract
Contract assess and fit appliances (case starts) as a percentage of Area Team case starts	5.0 %

Cumulative percentage of contracted UOA delivered 2018 & 2019



Month	Adjusted Scheduled Activity (UOA)		
	2017	2018	2019
April	844	611	735
May	2,127	1,699	1,216
June	2,981	3,033	1,322
July	3,895	4,410	1,953
August	5,006	5,438	2,067
September	5,818	5,981	2,174
October	7,148	6,451	2,845
November	8,167	7,318	4,835
December	8,461	7,793	5,588
January	8,697	7,986	6,447
February	8,872	8,900	7,753
March	9,103	9,801	9,007
April	9,151	9,804	
May	9,153	9,804	
June	9,153	9,804	

#### QUANTITY METRICS (rolling 12 month period)

	Contract Quantity	Contract Base Number	Contract *	Area Team	Region	England
% of all assessments that were assess and fit appliances (case starts)	422	590	71.5%	55.1%	57.1%	59.2%
% of all assessments that were assess and refuse	57	590	9.7%	11.8%	11.5%	12.0%
% of all assessments that were assess and review	111	590	18.8%	33.1%	31.4%	28.8%
% of case starts with a reported IOTN of 3 and Aesthetic Component of 5 or below	1	422	0.2%	0.0%	0.1%	0.1%
% of case starts with a reported IOTN of 3 and Aesthetic Component of 6 or above	20	422	4.7%	1.7%	3.9%	3.9%
% of case starts with a reported IOTN of 4	333	422	78.9%	80.7%	75.9%	77.6%
% of case starts with a reported IOTN of 5	40	422	9.5%	16.1%	17.9%	16.7%
% of concluded courses in receipt of dual-arch fixed appliances	0	311	N/A	61.3%	69.5%	72.9%
% of concluded courses where treatment was abandoned or discontinued	21	311	6.8%	13.0%	9.7%	8.7%
% of patients satisfied with the treatment they have received	4	4	100.0%	91.8%	95.2%	95.7%

\* Figures in italics indicate that the base number is less than 100.

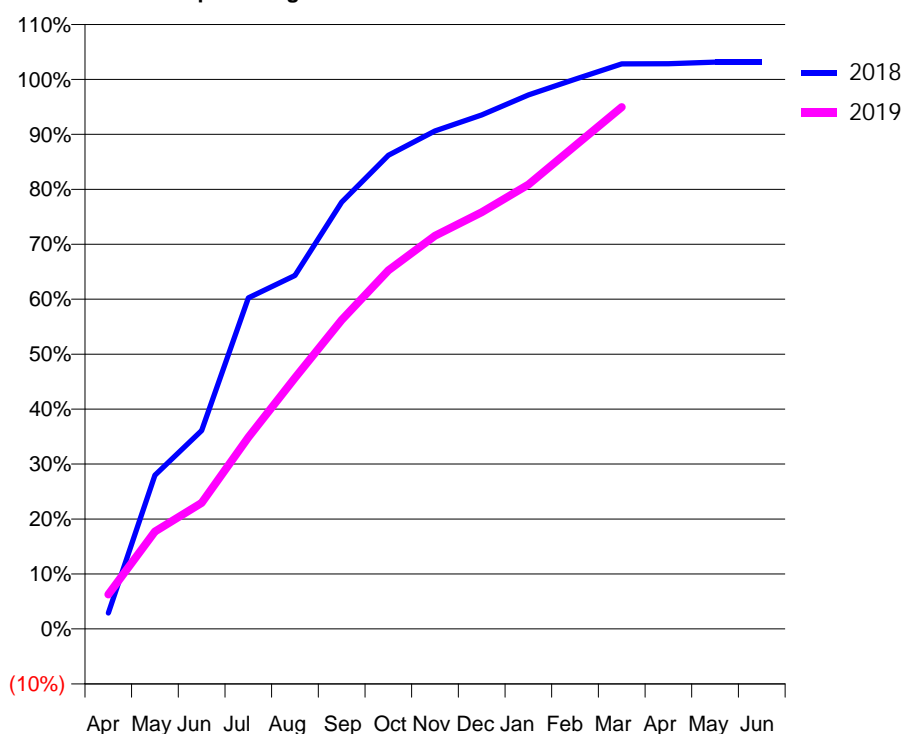
### Q54 - Vital Signs Orthodontic At a Glance Contract Report for 761923/0001 - March 2019

Name or company name	MR RD SLATER	18/19 Contracted general activity (UDA)	0
Contract type name	PDS Contract	Carry forward general activity (UDA)	0
Purpose of contract	Orthodontic	18/19 Contracted orthodontic activity (UOA)	8,345
Contract start date	01/04/2006	Carry forward orthodontic activity (UOA)	-166
Contract end date	01/05/2020	Baseline contract value	£568,336.13

ACCESS	Contract	England and Wales
24 month ratio of assessments to patient IDs	1.15	1.08

ACTIVITY	Contract
Contract assess and fit appliances (case starts) as a percentage of Area Team case starts	4.1 %

Cumulative percentage of contracted UOA delivered 2018 & 2019



Month	Adjusted Scheduled Activity (UOA)		
	2017	2018	2019
April	265	243	524
May	461	2,334	1,479
June	623	3,012	1,915
July	844	5,027	2,912
August	2,347	5,368	3,813
September	3,038	6,482	4,691
October	4,025	7,192	5,444
November	4,727	7,560	5,969
December	6,538	7,803	6,327
January	8,178	8,109	6,747
February	8,490	8,346	7,335
March	8,490	8,579	7,924
April	8,490	8,581	
May	8,515	8,607	
June	8,515	8,607	

#### QUANTITY METRICS (rolling 12 month period)

	Contract Quantity	Contract Base Number	Contract *	Area Team	Region	England
% of all assessments that were assess and fit appliances (case starts)	352	761	46.3%	55.1%	57.1%	59.2%
% of all assessments that were assess and refuse	82	761	10.8%	11.8%	11.5%	12.0%
% of all assessments that were assess and review	327	761	43.0%	33.1%	31.4%	28.8%
% of case starts with a reported IOTN of 3 and Aesthetic Component of 5 or below	1	352	0.3%	0.0%	0.1%	0.1%
% of case starts with a reported IOTN of 3 and Aesthetic Component of 6 or above	0	352	N/A	1.7%	3.9%	3.9%
% of case starts with a reported IOTN of 4	261	352	74.1%	80.7%	75.9%	77.6%
% of case starts with a reported IOTN of 5	87	352	24.7%	16.1%	17.9%	16.7%
% of concluded courses in receipt of dual-arch fixed appliances	360	461	78.1%	61.3%	69.5%	72.9%
% of concluded courses where treatment was abandoned or discontinued	23	461	5.0%	13.0%	9.7%	8.7%
% of patients satisfied with the treatment they have received	8	9	88.9%	91.8%	95.2%	95.7%

\* Figures in italics indicate that the base number is less than 100.

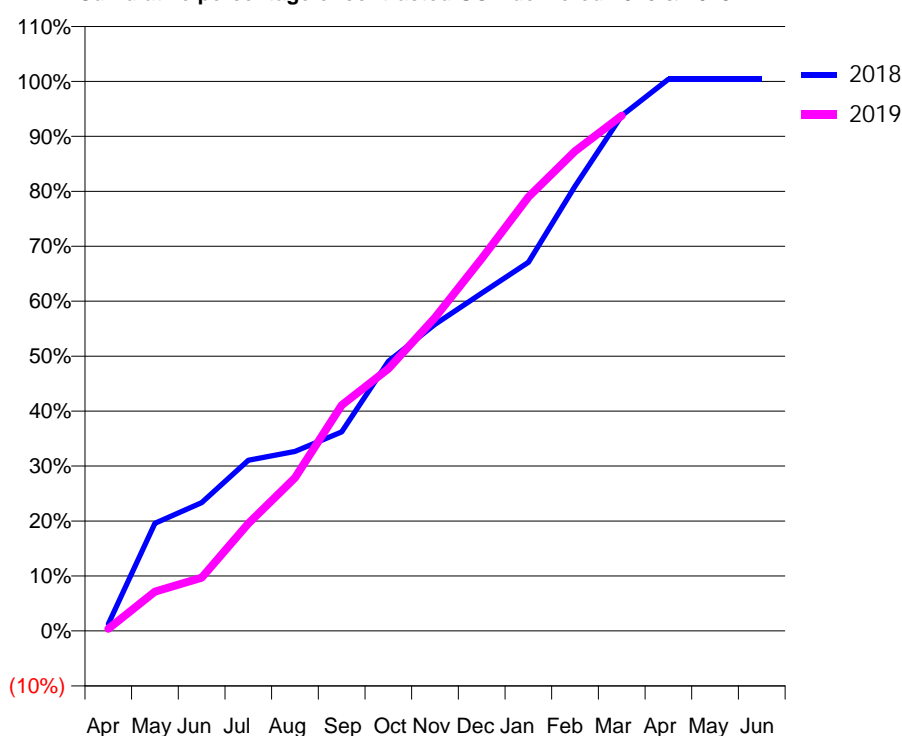
### Q54 - Vital Signs Orthodontic At a Glance Contract Report for 776998/0001 - March 2019

Name or company name	MR DL DALY	18/19 Contracted general activity (UDA)	0
Contract type name	PDS Contract	Carry forward general activity (UDA)	0
Purpose of contract	Orthodontic	18/19 Contracted orthodontic activity (UOA)	4,130
Contract start date	01/04/2006	Carry forward orthodontic activity (UOA)	-17
Contract end date	26/06/2020	Baseline contract value	£256,003.05

ACCESS	Contract	England and Wales
24 month ratio of assessments to patient IDs	1.01	1.08

ACTIVITY	Contract
Contract assess and fit appliances (case starts) as a percentage of Area Team case starts	2.3 %

Cumulative percentage of contracted UOA delivered 2018 & 2019



Month	Adjusted Scheduled Activity (UOA)		
	2017	2018	2019
April	91	53	17
May	932	809	295
June	2,331	964	400
July	2,733	1,283	807
August	3,048	1,348	1,150
September	3,426	1,496	1,696
October	3,594	2,026	1,971
November	3,679	2,304	2,355
December	3,721	2,538	2,798
January	3,931	2,771	3,262
February	3,973	3,342	3,606
March	4,120	3,872	3,872
April	4,120	4,147	
May	4,120	4,147	
June	4,120	4,147	

#### QUANTITY METRICS (rolling 12 month period)

	Contract Quantity	Contract Base Number	Contract *	Area Team	Region	England
% of all assessments that were assess and fit appliances (case starts)	194	250	77.6%	55.1%	57.1%	59.2%
% of all assessments that were assess and refuse	32	250	12.8%	11.8%	11.5%	12.0%
% of all assessments that were assess and review	24	250	9.6%	33.1%	31.4%	28.8%
% of case starts with a reported IOTN of 3 and Aesthetic Component of 5 or below	0	194	N/A	0.0%	0.1%	0.1%
% of case starts with a reported IOTN of 3 and Aesthetic Component of 6 or above	1	194	0.5%	1.7%	3.9%	3.9%
% of case starts with a reported IOTN of 4	174	194	89.7%	80.7%	75.9%	77.6%
% of case starts with a reported IOTN of 5	19	194	9.8%	16.1%	17.9%	16.7%
% of concluded courses in receipt of dual-arch fixed appliances	115	124	92.7%	61.3%	69.5%	72.9%
% of concluded courses where treatment was abandoned or discontinued	7	124	5.6%	13.0%	9.7%	8.7%
% of patients satisfied with the treatment they have received	3	3	100.0%	91.8%	95.2%	95.7%

\* Figures in italics indicate that the base number is less than 100.

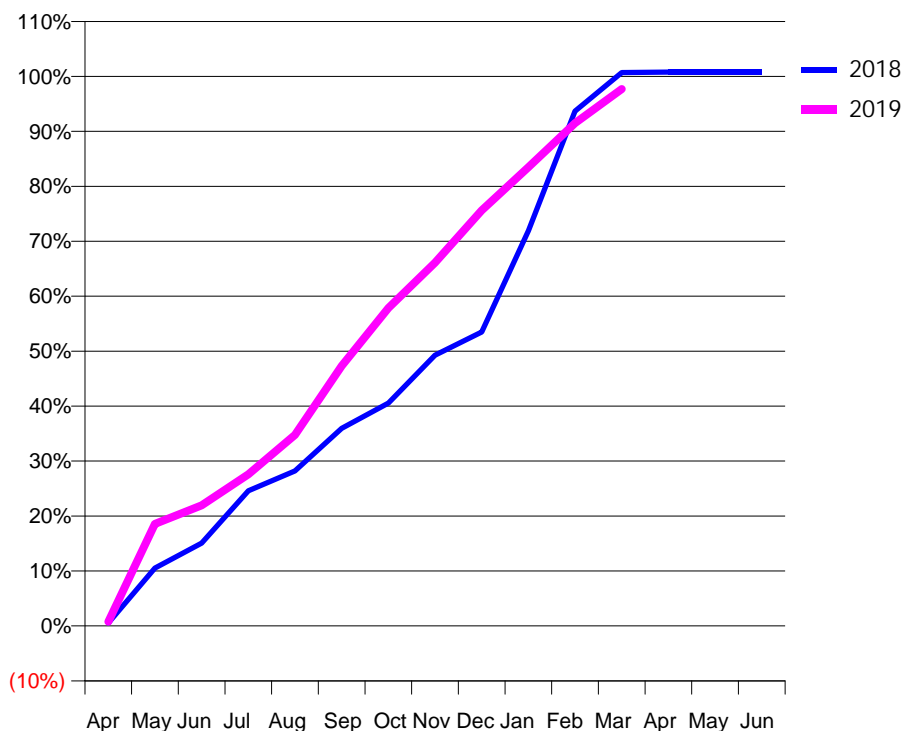
### Q54 - Vital Signs Orthodontic At a Glance Contract Report for 833657/0001 - March 2019

Name or company name	Sutton Orthodontic Centre Limited	18/19 Contracted general activity (UDA)	0
Contract type name	PDS Contract	Carry forward general activity (UDA)	0
Purpose of contract	Orthodontic	18/19 Contracted orthodontic activity (UOA)	4,636
Contract start date	01/04/2006	Carry forward orthodontic activity (UOA)	-36
Contract end date	31/03/2023	Baseline contract value	£294,936.91

ACCESS	Contract	England and Wales
24 month ratio of assessments to patient IDs	1.05	1.08

ACTIVITY	Contract
Contract assess and fit appliances (case starts) as a percentage of Area Team case starts	2.4 %

Cumulative percentage of contracted UOA delivered 2018 & 2019



Month	Adjusted Scheduled Activity (UOA)		
	2017	2018	2019
April	376	25	36
May	1,006	489	861
June	1,191	699	1,018
July	1,706	1,140	1,280
August	1,890	1,308	1,612
September	2,096	1,667	2,193
October	2,552	1,881	2,681
November	3,168	2,284	3,064
December	3,809	2,479	3,506
January	4,350	3,334	3,870
February	4,522	4,342	4,242
March	4,634	4,668	4,529
April	4,655	4,672	
May	4,660	4,672	
June	4,660	4,672	

#### QUANTITY METRICS (rolling 12 month period)

	Contract Quantity	Contract Base Number	Contract *	Area Team	Region	England
% of all assessments that were assess and fit appliances (case starts)	207	472	43.9%	55.1%	57.1%	59.2%
% of all assessments that were assess and refuse	121	472	25.6%	11.8%	11.5%	12.0%
% of all assessments that were assess and review	144	472	30.5%	33.1%	31.4%	28.8%
% of case starts with a reported IOTN of 3 and Aesthetic Component of 5 or below	0	207	N/A	0.0%	0.1%	0.1%
% of case starts with a reported IOTN of 3 and Aesthetic Component of 6 or above	1	207	0.5%	1.7%	3.9%	3.9%
% of case starts with a reported IOTN of 4	165	207	79.7%	80.7%	75.9%	77.6%
% of case starts with a reported IOTN of 5	41	207	19.8%	16.1%	17.9%	16.7%
% of concluded courses in receipt of dual-arch fixed appliances	100	123	81.3%	61.3%	69.5%	72.9%
% of concluded courses where treatment was abandoned or discontinued	8	123	6.5%	13.0%	9.7%	8.7%
% of patients satisfied with the treatment they have received	1	2	50.0%	91.8%	95.2%	95.7%

\* Figures in italics indicate that the base number is less than 100.

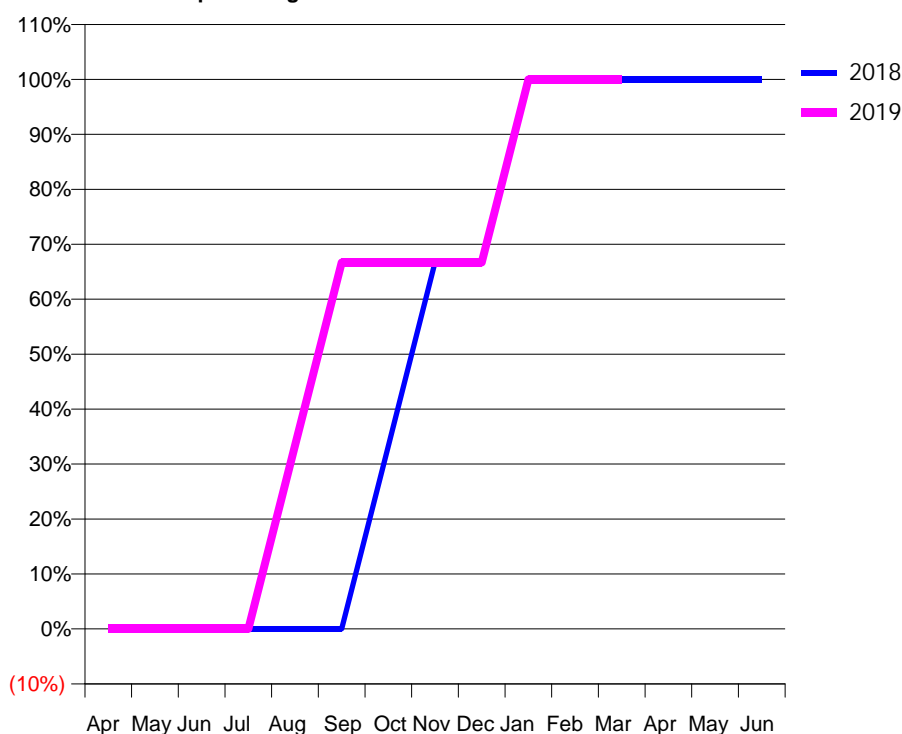
### Q54 - Vital Signs Orthodontic At a Glance Contract Report for 901245/0001 - March 2019

Name or company name	MR DG HENDERSON	18/19 Contracted general activity (UDA)	3,830
Contract type name	GDS Contract	Carry forward general activity (UDA)	41
Purpose of contract	General and Orthodontic	18/19 Contracted orthodontic activity (UOA)	3
Contract start date	01/04/2006	Carry forward orthodontic activity (UOA)	0
Contract end date		Baseline contract value	£101,438.48

ACCESS	Contract	England and Wales
24 month ratio of assessments to patient IDs	1.20	1.08

ACTIVITY	Contract
Contract assess and fit appliances (case starts) as a percentage of Area Team case starts	0.0 %

Cumulative percentage of contracted UOA delivered 2018 & 2019



Month	Adjusted Scheduled Activity (UOA)		
	2017	2018	2019
April	0	0	0
May	0	0	0
June	0	0	0
July	0	0	0
August	0	0	1
September	2	0	2
October	1	1	2
November	1	2	2
December	1	2	2
January	2	3	3
February	2	3	3
March	3	3	3
April	3	3	
May	3	3	
June	3	3	

#### QUANTITY METRICS (rolling 12 month period)

	Contract Quantity	Contract Base Number	Contract *	Area Team	Region	England
% of all assessments that were assess and fit appliances (case starts)	0	3	0.0%	55.1%	57.1%	59.2%
% of all assessments that were assess and refuse	0	3	0.0%	11.8%	11.5%	12.0%
% of all assessments that were assess and review	3	3	100.0%	33.1%	31.4%	28.8%
% of case starts with a reported IOTN of 3 and Aesthetic Component of 5 or below	0	0	N/A	0.0%	0.1%	0.1%
% of case starts with a reported IOTN of 3 and Aesthetic Component of 6 or above	0	0	N/A	1.7%	3.9%	3.9%
% of case starts with a reported IOTN of 4	0	0	N/A	80.7%	75.9%	77.6%
% of case starts with a reported IOTN of 5	0	0	N/A	16.1%	17.9%	16.7%
% of concluded courses in receipt of dual-arch fixed appliances	0	0	N/A	61.3%	69.5%	72.9%
% of concluded courses where treatment was abandoned or discontinued	0	0	N/A	13.0%	9.7%	8.7%
% of patients satisfied with the treatment they have received	0	0	N/A	91.8%	95.2%	95.7%

\* Figures in italics indicate that the base number is less than 100.

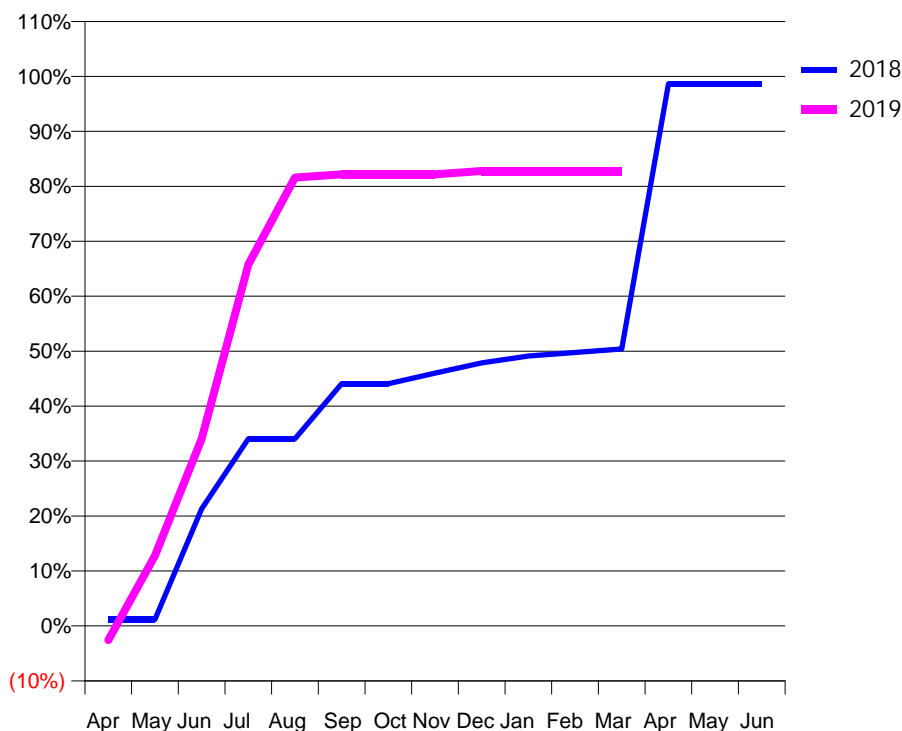
### Q54 - Vital Signs Orthodontic At a Glance Contract Report for 913286/0005 - March 2019

Name or company name	HC1287 Limited	18/19 Contracted general activity (UDA)	0
Contract type name	PDS Contract	Carry forward general activity (UDA)	0
Purpose of contract	Orthodontic	18/19 Contracted orthodontic activity (UOA)	3,469
Contract start date	01/04/2006	Carry forward orthodontic activity (UOA)	90
Contract end date	01/05/2020	Baseline contract value	£235,977.93

ACCESS	Contract	England and Wales
24 month ratio of assessments to patient IDs	1.00	1.08

ACTIVITY	Contract
Contract assess and fit appliances (case starts) as a percentage of Area Team case starts	3.5 %

Cumulative percentage of contracted UOA delivered 2018 & 2019



Month	Adjusted Scheduled Activity (UOA)		
	2017	2018	2019
April	0	80	-90
May	567	80	443
June	1,407	1,446	1,182
July	1,428	2,311	2,282
August	1,703	2,311	2,830
September	2,081	2,992	2,851
October	2,737	2,992	2,851
November	3,138	3,122	2,851
December	3,309	3,249	2,872
January	3,464	3,333	2,872
February	3,590	3,377	2,872
March	3,591	3,420	2,872
April	4,074	6,696	
May	4,095	6,697	
June	4,095	6,697	

#### QUANTITY METRICS (rolling 12 month period)

	Contract Quantity	Contract Base Number	Contract *	Area Team	Region	England
% of all assessments that were assess and fit appliances (case starts)	299	312	95.8%	55.1%	57.1%	59.2%
% of all assessments that were assess and refuse	5	312	1.6%	11.8%	11.5%	12.0%
% of all assessments that were assess and review	8	312	2.6%	33.1%	31.4%	28.8%
% of case starts with a reported IOTN of 3 and Aesthetic Component of 5 or below	0	299	N/A	0.0%	0.1%	0.1%
% of case starts with a reported IOTN of 3 and Aesthetic Component of 6 or above	2	299	0.7%	1.7%	3.9%	3.9%
% of case starts with a reported IOTN of 4	283	299	94.6%	80.7%	75.9%	77.6%
% of case starts with a reported IOTN of 5	9	299	3.0%	16.1%	17.9%	16.7%
% of concluded courses in receipt of dual-arch fixed appliances	0	29	N/A	61.3%	69.5%	72.9%
% of concluded courses where treatment was abandoned or discontinued	5	29	17.2%	13.0%	9.7%	8.7%
% of patients satisfied with the treatment they have received	4	4	100.0%	91.8%	95.2%	95.7%

\* Figures in italics indicate that the base number is less than 100.

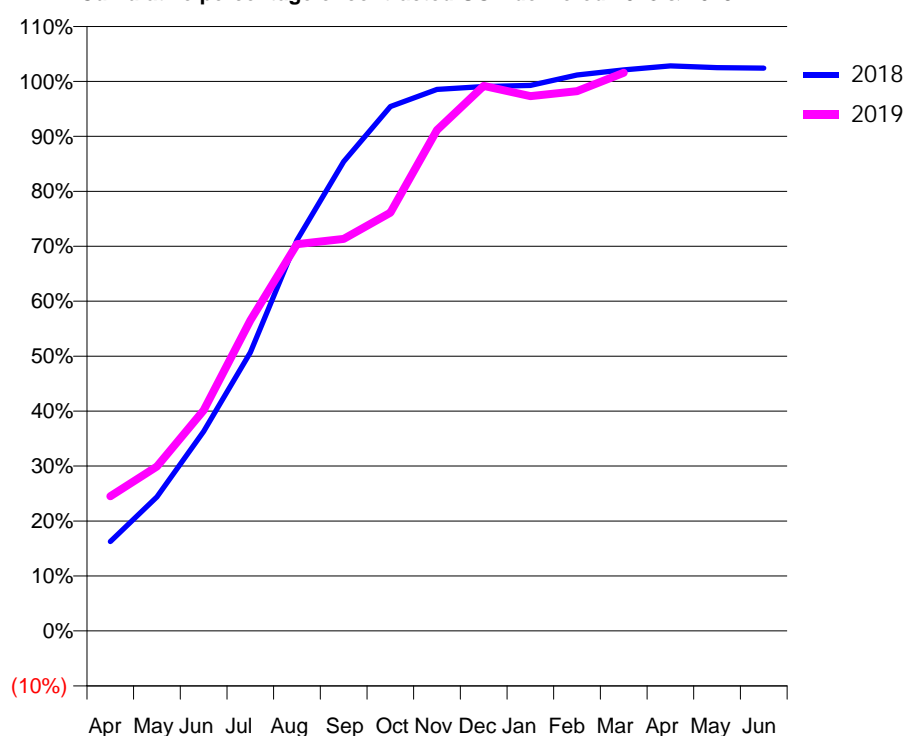
### Q54 - Vital Signs Orthodontic At a Glance Contract Report for 913618/0001 - March 2019

Name or company name	Mere Green Dental	18/19 Contracted general activity (UDA)	5,306
Contract type name	GDS Contract	Carry forward general activity (UDA)	-104
Purpose of contract	General and Orthodontic	18/19 Contracted orthodontic activity (UOA)	959
Contract start date	01/04/2006	Carry forward orthodontic activity (UOA)	-19
Contract end date		Baseline contract value	£198,071.83

ACCESS	Contract	England and Wales
24 month ratio of assessments to patient IDs	1.09	1.08

ACTIVITY	Contract
Contract assess and fit appliances (case starts) as a percentage of Area Team case starts	0.5 %

Cumulative percentage of contracted UOA delivered 2018 & 2019



Month	Adjusted Scheduled Activity (UOA)		
	2017	2018	2019
April	19	156	235
May	24	234	287
June	52	348	385
July	170	486	542
August	365	682	675
September	501	819	684
October	617	915	730
November	756	945	874
December	865	950	951
January	899	952	933
February	948	970	942
March	957	979	974
April	978	986	
May	978	983	
June	978	982	

#### QUANTITY METRICS (rolling 12 month period)

	Contract Quantity	Contract Base Number	Contract *	Area Team	Region	England
% of all assessments that were assess and fit appliances (case starts)	42	165	25.5%	55.1%	57.1%	59.2%
% of all assessments that were assess and refuse	35	165	21.2%	11.8%	11.5%	12.0%
% of all assessments that were assess and review	88	165	53.3%	33.1%	31.4%	28.8%
% of case starts with a reported IOTN of 3 and Aesthetic Component of 5 or below	0	42	<i>N/A</i>	0.0%	0.1%	0.1%
% of case starts with a reported IOTN of 3 and Aesthetic Component of 6 or above	3	42	7.1%	1.7%	3.9%	3.9%
% of case starts with a reported IOTN of 4	36	42	85.7%	80.7%	75.9%	77.6%
% of case starts with a reported IOTN of 5	2	42	4.8%	16.1%	17.9%	16.7%
% of concluded courses in receipt of dual-arch fixed appliances	1	49	2.0%	61.3%	69.5%	72.9%
% of concluded courses where treatment was abandoned or discontinued	21	49	42.9%	13.0%	9.7%	8.7%
% of patients satisfied with the treatment they have received	0	0	<i>N/A</i>	91.8%	95.2%	95.7%

\* Figures in italics indicate that the base number is less than 100.

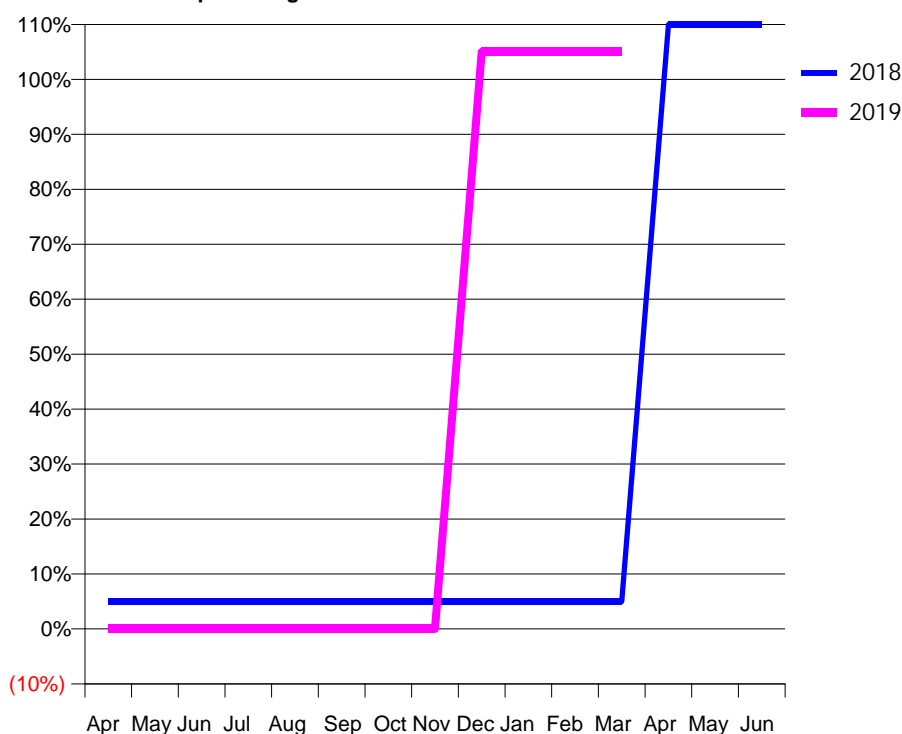
### Q54 - Vital Signs Orthodontic At a Glance Contract Report for 931152/0001 - March 2019

Name or company name	MR TS MAROK	18/19 Contracted general activity (UDA)	22,662
Contract type name	GDS Contract	Carry forward general activity (UDA)	149
Purpose of contract	General and Orthodontic	18/19 Contracted orthodontic activity (UOA)	20
Contract start date	01/04/2006	Carry forward orthodontic activity (UOA)	0
Contract end date		Baseline contract value	£571,872.81

ACCESS	Contract	England and Wales
24 month ratio of assessments to patient IDs	1.00	1.08

ACTIVITY	Contract
Contract assess and fit appliances (case starts) as a percentage of Area Team case starts	0.0 %

Cumulative percentage of contracted UOA delivered 2018 & 2019



Month	Adjusted Scheduled Activity (UOA)		
	2017	2018	2019
April	0	1	0
May	0	1	0
June	0	1	0
July	0	1	0
August	0	1	0
September	0	1	0
October	0	1	0
November	0	1	0
December	0	1	21
January	0	1	21
February	0	1	21
March	23	1	21
April	23	22	
May	23	22	
June	23	22	

#### QUANTITY METRICS (rolling 12 month period)

	Contract Quantity	Contract Base Number	Contract *	Area Team	Region	England
% of all assessments that were assess and fit appliances (case starts)	2	2	100.0%	55.1%	57.1%	59.2%
% of all assessments that were assess and refuse	0	2	0.0%	11.8%	11.5%	12.0%
% of all assessments that were assess and review	0	2	0.0%	33.1%	31.4%	28.8%
% of case starts with a reported IOTN of 3 and Aesthetic Component of 5 or below	0	2	N/A	0.0%	0.1%	0.1%
% of case starts with a reported IOTN of 3 and Aesthetic Component of 6 or above	0	2	N/A	1.7%	3.9%	3.9%
% of case starts with a reported IOTN of 4	2	2	100.0%	80.7%	75.9%	77.6%
% of case starts with a reported IOTN of 5	0	2	N/A	16.1%	17.9%	16.7%
% of concluded courses in receipt of dual-arch fixed appliances	0	0	N/A	61.3%	69.5%	72.9%
% of concluded courses where treatment was abandoned or discontinued	0	0	N/A	13.0%	9.7%	8.7%
% of patients satisfied with the treatment they have received	0	0	N/A	91.8%	95.2%	95.7%

\* Figures in italics indicate that the base number is less than 100.



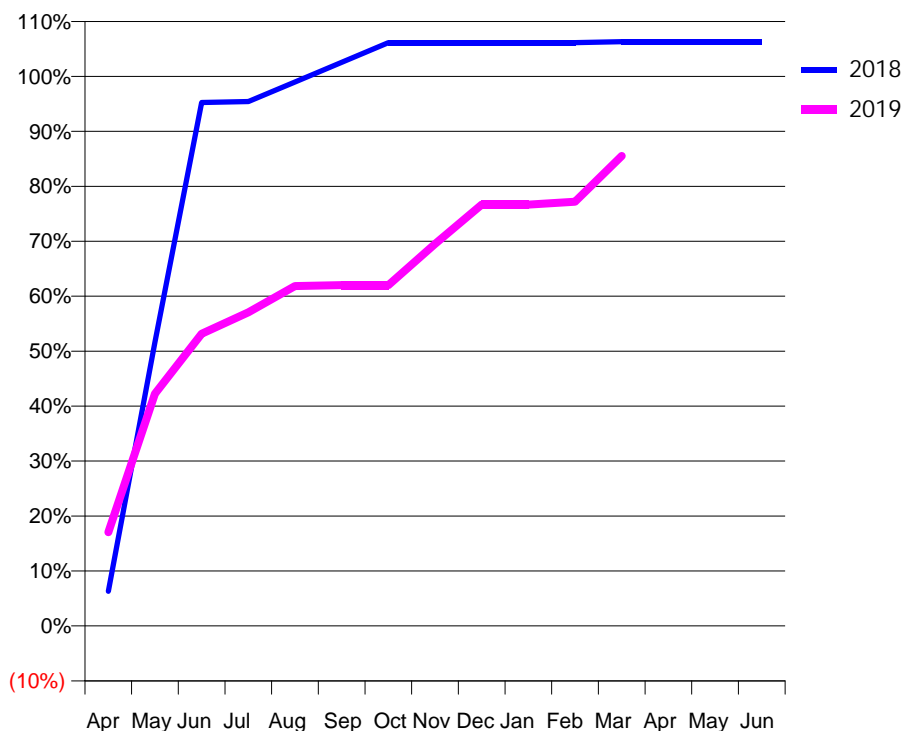
### Q54 - Vital Signs Orthodontic At a Glance Contract Report for 938181/0001 - March 2019

Name or company name	MR SS ATTHI	18/19 Contracted general activity (UDA)	11,107
Contract type name	GDS Contract	Carry forward general activity (UDA)	-222
Purpose of contract	General and Orthodontic	18/19 Contracted orthodontic activity (UOA)	587
Contract start date	01/04/2006	Carry forward orthodontic activity (UOA)	-11
Contract end date		Baseline contract value	£383,750.83

ACCESS	Contract	England and Wales
24 month ratio of assessments to patient IDs	1.03	1.08

ACTIVITY	Contract
Contract assess and fit appliances (case starts) as a percentage of Area Team case starts	0.3 %

Cumulative percentage of contracted UOA delivered 2018 & 2019



Month	Adjusted Scheduled Activity (UOA)		
	2017	2018	2019
April	12	37	100
May	143	303	248
June	250	559	312
July	275	560	335
August	362	581	363
September	574	602	364
October	640	623	364
November	663	623	408
December	663	623	450
January	663	623	450
February	663	623	453
March	664	624	502
April	664	624	
May	665	624	
June	665	624	

#### QUANTITY METRICS (rolling 12 month period)

	Contract Quantity	Contract Base Number	Contract *	Area Team	Region	England
% of all assessments that were assess and fit appliances (case starts)	24	53	45.3%	55.1%	57.1%	59.2%
% of all assessments that were assess and refuse	13	53	24.5%	11.8%	11.5%	12.0%
% of all assessments that were assess and review	16	53	30.2%	33.1%	31.4%	28.8%
% of case starts with a reported IOTN of 3 and Aesthetic Component of 5 or below	0	24	<i>N/A</i>	0.0%	0.1%	0.1%
% of case starts with a reported IOTN of 3 and Aesthetic Component of 6 or above	0	24	<i>N/A</i>	1.7%	3.9%	3.9%
% of case starts with a reported IOTN of 4	23	24	95.8%	80.7%	75.9%	77.6%
% of case starts with a reported IOTN of 5	1	24	4.2%	16.1%	17.9%	16.7%
% of concluded courses in receipt of dual-arch fixed appliances	7	13	53.8%	61.3%	69.5%	72.9%
% of concluded courses where treatment was abandoned or discontinued	6	13	46.2%	13.0%	9.7%	8.7%
% of patients satisfied with the treatment they have received	0	0	<i>N/A</i>	91.8%	95.2%	95.7%

\* Figures in italics indicate that the base number is less than 100.

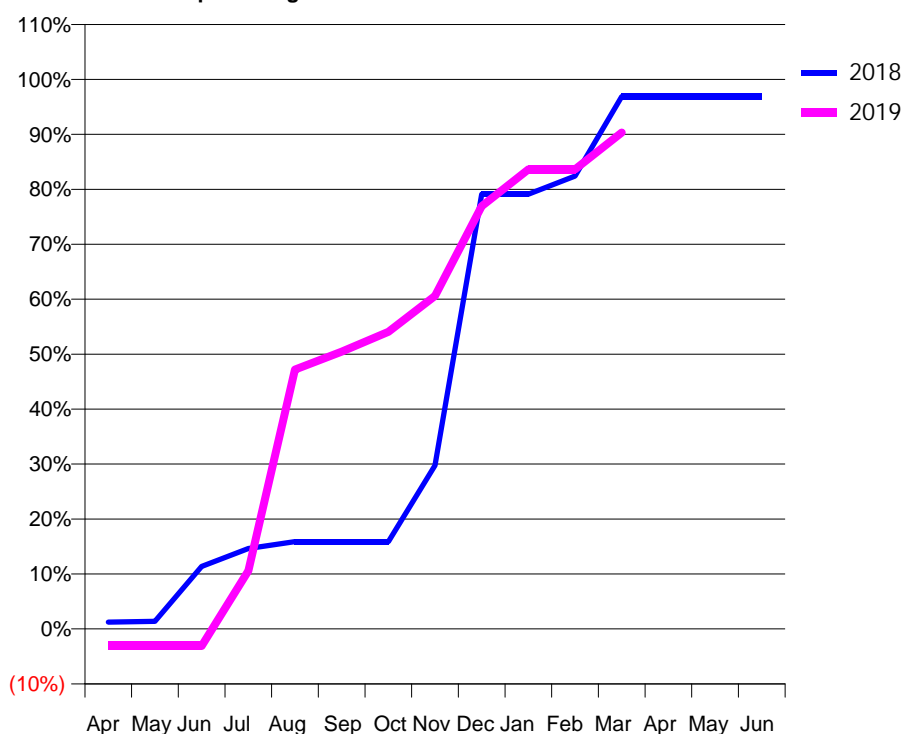
### Q54 - Vital Signs Orthodontic At a Glance Contract Report for 946303/0001 - March 2019

Name or company name	MR E ACHEAMPONG	18/19 Contracted general activity (UDA)	1,810
Contract type name	GDS Contract	Carry forward general activity (UDA)	0
Purpose of contract	General and Orthodontic	18/19 Contracted orthodontic activity (UOA)	642
Contract start date	01/04/2006	Carry forward orthodontic activity (UOA)	20
Contract end date		Baseline contract value	£87,919.09

ACCESS	Contract	England and Wales
24 month ratio of assessments to patient IDs	1.05	1.08

ACTIVITY	Contract
Contract assess and fit appliances (case starts) as a percentage of Area Team case starts	0.3 %

Cumulative percentage of contracted UOA delivered 2018 & 2019



Month	Adjusted Scheduled Activity (UOA)		
	2017	2018	2019
April	5	8	-20
May	111	9	-20
June	154	73	-20
July	261	94	68
August	387	102	303
September	430	102	324
October	494	102	347
November	537	191	389
December	558	508	494
January	583	508	537
February	607	529	537
March	607	622	580
April	650	622	
May	650	622	
June	650	622	

#### QUANTITY METRICS (rolling 12 month period)

	Contract Quantity	Contract Base Number	Contract *	Area Team	Region	England
% of all assessments that were assess and fit appliances (case starts)	29	42	69.0%	55.1%	57.1%	59.2%
% of all assessments that were assess and refuse	12	42	28.6%	11.8%	11.5%	12.0%
% of all assessments that were assess and review	1	42	2.4%	33.1%	31.4%	28.8%
% of case starts with a reported IOTN of 3 and Aesthetic Component of 5 or below	0	29	N/A	0.0%	0.1%	0.1%
% of case starts with a reported IOTN of 3 and Aesthetic Component of 6 or above	4	29	13.8%	1.7%	3.9%	3.9%
% of case starts with a reported IOTN of 4	19	29	65.5%	80.7%	75.9%	77.6%
% of case starts with a reported IOTN of 5	6	29	20.7%	16.1%	17.9%	16.7%
% of concluded courses in receipt of dual-arch fixed appliances	0	26	N/A	61.3%	69.5%	72.9%
% of concluded courses where treatment was abandoned or discontinued	3	26	11.5%	13.0%	9.7%	8.7%
% of patients satisfied with the treatment they have received	1	2	50.0%	91.8%	95.2%	95.7%

\* Figures in italics indicate that the base number is less than 100.

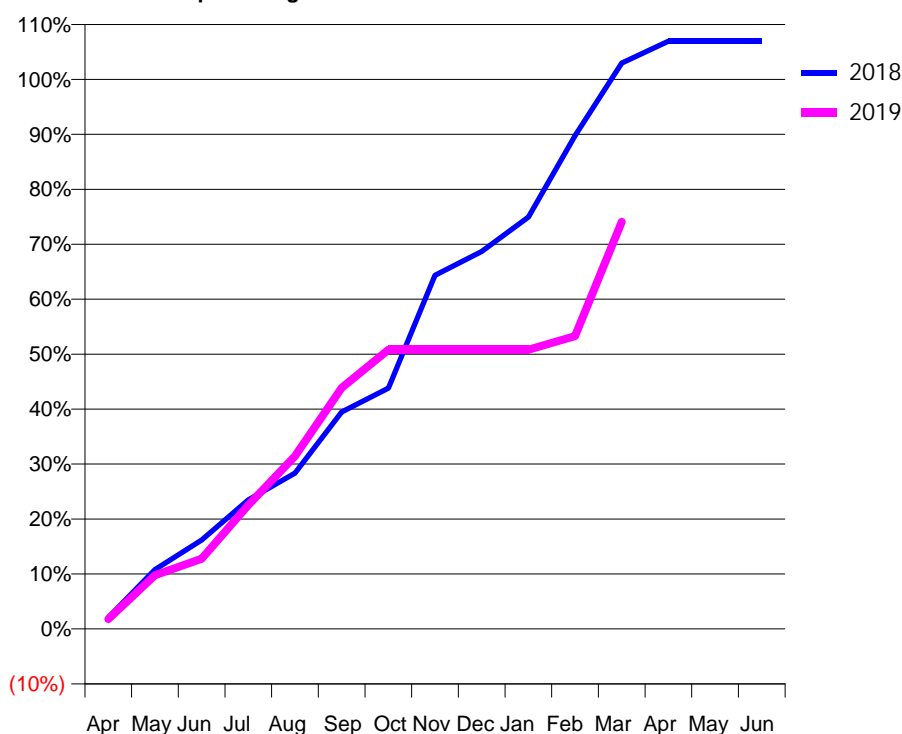
### Q55 - Vital Signs Orthodontic At a Glance Contract Report for 100150/0000 - March 2019

Name or company name	Birmingham Dental Practice	18/19 Contracted general activity (UDA)	20,298
Contract type name	GDS Contract	Carry forward general activity (UDA)	0
Purpose of contract	General and Orthodontic	18/19 Contracted orthodontic activity (UOA)	563
Contract start date	01/06/2016	Carry forward orthodontic activity (UOA)	0
Contract end date		Baseline contract value	£588,046.80

ACCESS	Contract	England and Wales
24 month ratio of assessments to patient IDs	1.61	1.08

ACTIVITY	Contract
Contract assess and fit appliances (case starts) as a percentage of Area Team case starts	0.1 %

Cumulative percentage of contracted UOA delivered 2018 & 2019



Month	Adjusted Scheduled Activity (UOA)		
	2017	2018	2019
April	0	12	10
May	0	62	55
June	24	93	72
July	98	135	127
August	178	163	177
September	255	227	247
October	287	252	286
November	326	370	286
December	350	395	286
January	377	431	286
February	390	516	300
March	428	592	417
April	434	615	
May	437	615	
June	437	615	

#### QUANTITY METRICS (rolling 12 month period)

	Contract Quantity	Contract Base Number	Contract *	Area Team	Region	England
% of all assessments that were assess and fit appliances (case starts)	7	334	2.1%	49.7%	57.1%	59.2%
% of all assessments that were assess and refuse	0	334	0.0%	9.6%	11.5%	12.0%
% of all assessments that were assess and review	327	334	97.9%	40.7%	31.4%	28.8%
% of case starts with a reported IOTN of 3 and Aesthetic Component of 5 or below	0	7	<i>N/A</i>	0.1%	0.1%	0.1%
% of case starts with a reported IOTN of 3 and Aesthetic Component of 6 or above	0	7	<i>N/A</i>	3.1%	3.9%	3.9%
% of case starts with a reported IOTN of 4	6	7	85.7%	74.8%	75.9%	77.6%
% of case starts with a reported IOTN of 5	0	7	<i>N/A</i>	21.2%	17.9%	16.7%
% of concluded courses in receipt of dual-arch fixed appliances	0	0	<i>N/A</i>	69.3%	69.5%	72.9%
% of concluded courses where treatment was abandoned or discontinued	0	0	<i>N/A</i>	9.8%	9.7%	8.7%
% of patients satisfied with the treatment they have received	0	0	<i>N/A</i>	95.9%	95.2%	95.7%

\* Figures in italics indicate that the base number is less than 100.

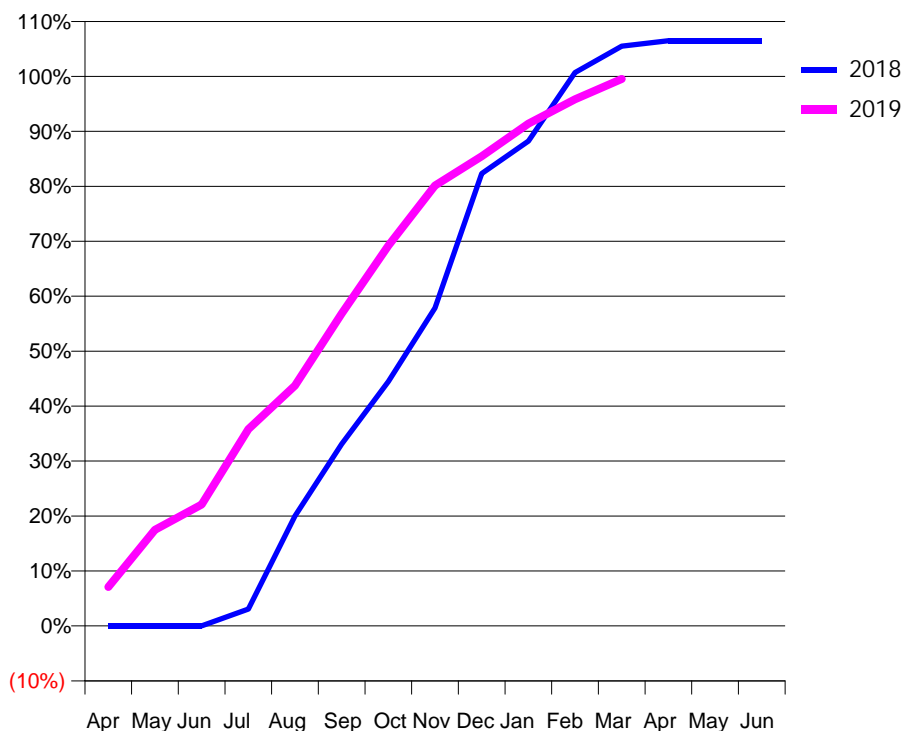
### Q55 - Vital Signs Orthodontic At a Glance Contract Report for 100467/0000 - March 2019

Name or company name	Derby Raynesway Partnership	18/19 Contracted general activity (UDA)	631
Contract type name	GDS Contract	Carry forward general activity (UDA)	-13
Purpose of contract	General and Orthodontic	18/19 Contracted orthodontic activity (UOA)	7,388
Contract start date	01/07/2017	Carry forward orthodontic activity (UOA)	-43
Contract end date		Baseline contract value	£499,844.70

ACCESS	Contract	England and Wales
24 month ratio of assessments to patient IDs	1.18	1.08

ACTIVITY	Contract
Contract assess and fit appliances (case starts) as a percentage of Area Team case starts	4.9 %

Cumulative percentage of contracted UOA delivered 2018 & 2019



Month	Adjusted Scheduled Activity (UOA)		
	2017	2018	2019
April	0	0	525
May	0	0	1,291
June	0	0	1,633
July	0	170	2,646
August	0	1,107	3,229
September	0	1,833	4,199
October	0	2,465	5,114
November	0	3,206	5,921
December	0	4,561	6,313
January	0	4,888	6,752
February	0	5,580	7,079
March	0	5,846	7,354
April	0	5,901	
May	0	5,900	
June	0	5,900	

#### QUANTITY METRICS (rolling 12 month period)

	Contract Quantity	Contract Base Number	Contract *	Area Team	Region	England
% of all assessments that were assess and fit appliances (case starts)	322	997	32.3%	49.7%	57.1%	59.2%
% of all assessments that were assess and refuse	137	997	13.7%	9.6%	11.5%	12.0%
% of all assessments that were assess and review	538	997	54.0%	40.7%	31.4%	28.8%
% of case starts with a reported IOTN of 3 and Aesthetic Component of 5 or below	0	322	N/A	0.1%	0.1%	0.1%
% of case starts with a reported IOTN of 3 and Aesthetic Component of 6 or above	0	322	N/A	3.1%	3.9%	3.9%
% of case starts with a reported IOTN of 4	259	322	80.4%	74.8%	75.9%	77.6%
% of case starts with a reported IOTN of 5	63	322	19.6%	21.2%	17.9%	16.7 %
% of concluded courses in receipt of dual-arch fixed appliances	33	385	8.6%	69.3%	69.5%	72.9%
% of concluded courses where treatment was abandoned or discontinued	30	385	7.8%	9.8%	9.7%	8.7%
% of patients satisfied with the treatment they have received	3	3	100.0%	95.9%	95.2%	95.7%

\* Figures in italics indicate that the base number is less than 100.

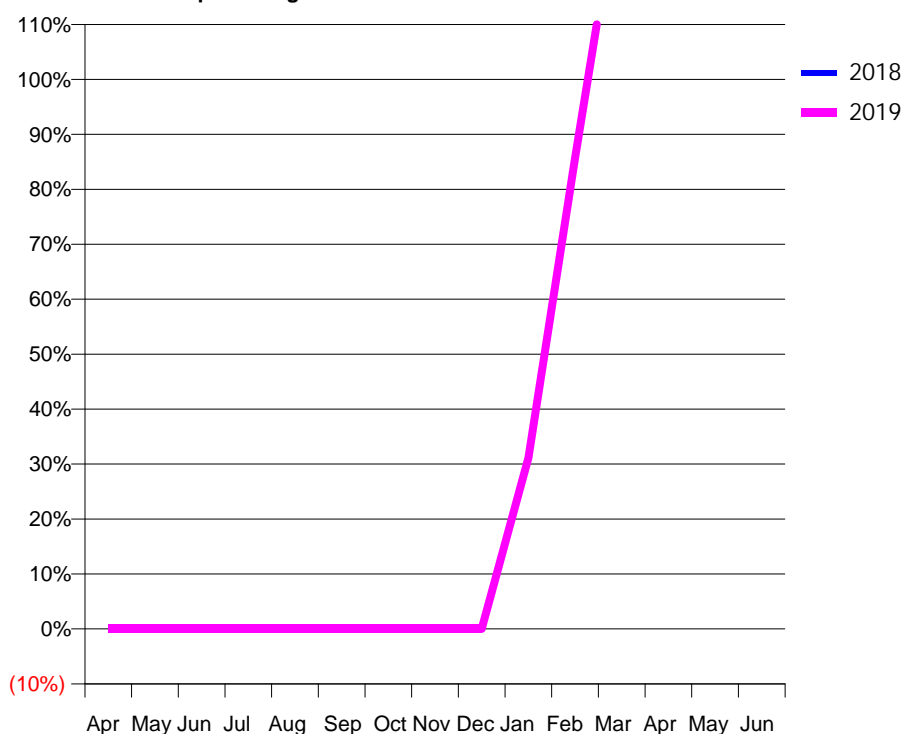
### Q55 - Vital Signs Orthodontic At a Glance Contract Report for 100943/0000 - March 2019

Name or company name	Kirkgate Dental Surgery (Newark) Limited	18/19 Contracted general activity (UDA)	1,233
Contract type name	GDS Contract	Carry forward general activity (UDA)	0
Purpose of contract	General and Orthodontic	18/19 Contracted orthodontic activity (UOA)	167
Contract start date	01/12/2018	Carry forward orthodontic activity (UOA)	0
Contract end date		Baseline contract value	£45,248.65

ACCESS	Contract	England and Wales
24 month ratio of assessments to patient IDs	1.04	1.08

ACTIVITY	Contract
Contract assess and fit appliances (case starts) as a percentage of Area Team case starts	0.1 %

Cumulative percentage of contracted UOA delivered 2018 & 2019



Month	Adjusted Scheduled Activity (UOA)		
	2017	2018	2019
April		0	0
May		0	0
June		0	0
July		0	0
August		0	0
September		0	0
October		0	0
November		0	0
December		0	0
January		0	52
February		0	143
March		0	230
April		0	
May		0	
June		0	

#### QUANTITY METRICS (rolling 12 month period)

	Contract Quantity	Contract Base Number	Contract *	Area Team	Region	England
% of all assessments that were assess and fit appliances (case starts)	5	130	3.8%	49.7%	57.1%	59.2%
% of all assessments that were assess and refuse	0	130	0.0%	9.6%	11.5%	12.0%
% of all assessments that were assess and review	125	130	96.2%	40.7%	31.4%	28.8%
% of case starts with a reported IOTN of 3 and Aesthetic Component of 5 or below	0	5	<i>N/A</i>	0.1%	0.1%	0.1%
% of case starts with a reported IOTN of 3 and Aesthetic Component of 6 or above	0	5	<i>N/A</i>	3.1%	3.9%	3.9%
% of case starts with a reported IOTN of 4	5	5	100.0%	74.8%	75.9%	77.6%
% of case starts with a reported IOTN of 5	0	5	<i>N/A</i>	21.2%	17.9%	16.7 %
% of concluded courses in receipt of dual-arch fixed appliances	0	0	<i>N/A</i>	69.3%	69.5%	72.9%
% of concluded courses where treatment was abandoned or discontinued	0	0	<i>N/A</i>	9.8%	9.7%	8.7%
% of patients satisfied with the treatment they have received	0	0	<i>N/A</i>	95.9%	95.2%	95.7%

\* Figures in italics indicate that the base number is less than 100.

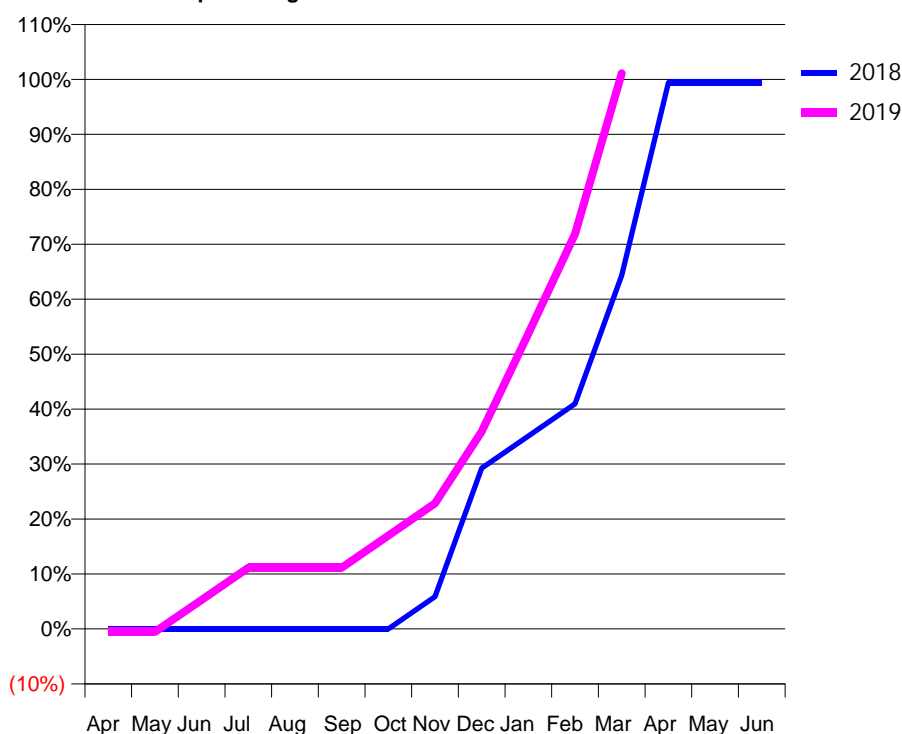
### Q55 - Vital Signs Orthodontic At a Glance Contract Report for 101281/0025 - March 2019

Name or company name	OASIS DENTAL CARE LTD	18/19 Contracted general activity (UDA)	0
Contract type name	GDS Contract	Carry forward general activity (UDA)	0
Purpose of contract	Orthodontic	18/19 Contracted orthodontic activity (UOA)	359
Contract start date	01/04/2006	Carry forward orthodontic activity (UOA)	2
Contract end date		Baseline contract value	£25,229.71

ACCESS	Contract	England and Wales
24 month ratio of assessments to patient IDs	1.02	1.08

ACTIVITY	Contract
Contract assess and fit appliances (case starts) as a percentage of Area Team case starts	0.4 %

Cumulative percentage of contracted UOA delivered 2018 & 2019



Month	Adjusted Scheduled Activity (UOA)		
	2017	2018	2019
April	7	0	-2
May	28	0	-2
June	28	0	19
July	70	0	40
August	91	0	40
September	112	0	40
October	112	0	61
November	133	21	82
December	154	105	129
January	217	126	193
February	322	147	258
March	364	231	363
April	364	357	
May	364	357	
June	364	357	

### QUANTITY METRICS (rolling 12 month period)

	Contract Quantity	Contract Base Number	Contract *	Area Team	Region	England
% of all assessments that were assess and fit appliances (case starts)	24	32	75.0%	49.7%	57.1%	59.2%
% of all assessments that were assess and refuse	6	32	18.8%	9.6%	11.5%	12.0%
% of all assessments that were assess and review	2	32	6.3%	40.7%	31.4%	28.8%
% of case starts with a reported IOTN of 3 and Aesthetic Component of 5 or below	0	24	<i>N/A</i>	0.1%	0.1%	0.1%
% of case starts with a reported IOTN of 3 and Aesthetic Component of 6 or above	2	24	8.3%	3.1%	3.9%	3.9%
% of case starts with a reported IOTN of 4	18	24	75.0%	74.8%	75.9%	77.6%
% of case starts with a reported IOTN of 5	4	24	16.7%	21.2%	17.9%	16.7%
% of concluded courses in receipt of dual-arch fixed appliances	0	0	<i>N/A</i>	69.3%	69.5%	72.9%
% of concluded courses where treatment was abandoned or discontinued	0	0	<i>N/A</i>	9.8%	9.7%	8.7%
% of patients satisfied with the treatment they have received	0	0	<i>N/A</i>	95.9%	95.2%	95.7%

\* Figures in italics indicate that the base number is less than 100.

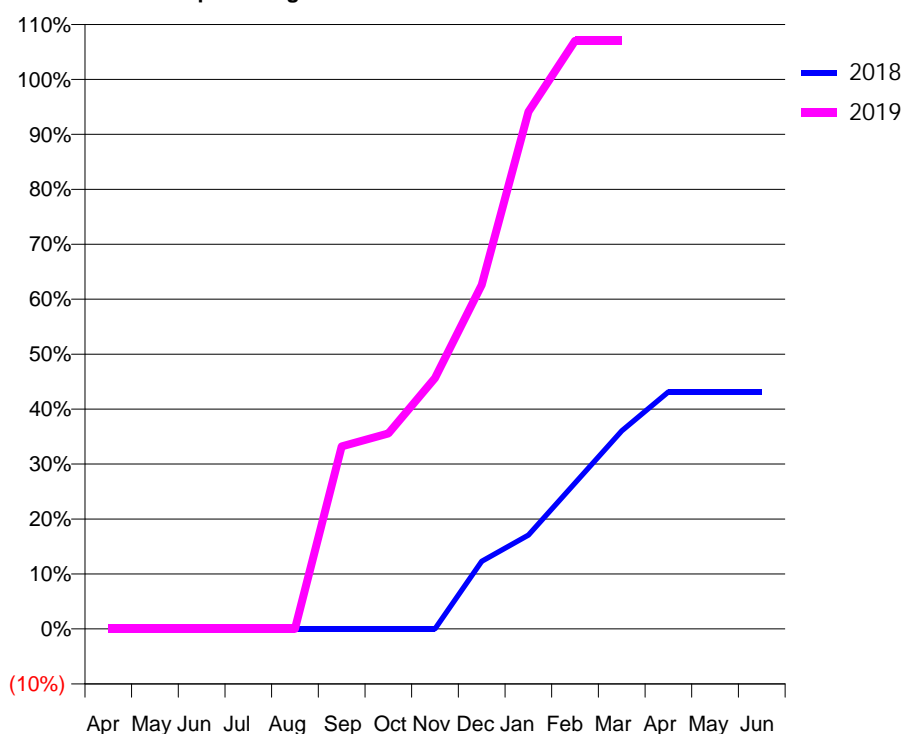
### Q55 - Vital Signs Orthodontic At a Glance Contract Report for 101281/0042 - March 2019

Name or company name	OASIS DENTAL CARE LTD	18/19 Contracted general activity (UDA)	0
Contract type name	GDS Contract	Carry forward general activity (UDA)	0
Purpose of contract	General and Orthodontic	18/19 Contracted orthodontic activity (UOA)	885
Contract start date	01/04/2006	Carry forward orthodontic activity (UOA)	0
Contract end date		Baseline contract value	£55,354.75

ACCESS	Contract	England and Wales
24 month ratio of assessments to patient IDs	1.00	1.08

ACTIVITY	Contract
Contract assess and fit appliances (case starts) as a percentage of Area Team case starts	0.7 %

Cumulative percentage of contracted UOA delivered 2018 & 2019



Month	Adjusted Scheduled Activity (UOA)		
	2017	2018	2019
April	0	0	0
May	22	0	0
June	337	0	0
July	379	0	0
August	379	0	0
September	379	0	294
October	379	0	315
November	379	0	404
December	379	109	554
January	379	151	833
February	379	235	947
March	379	319	947
April	379	382	
May	379	382	
June	379	382	

### QUANTITY METRICS (rolling 12 month period)

	Contract Quantity	Contract Base Number	Contract *	Area Team	Region	England
% of all assessments that were assess and fit appliances (case starts)	48	71	67.6%	49.7%	57.1%	59.2%
% of all assessments that were assess and refuse	3	71	4.2%	9.6%	11.5%	12.0%
% of all assessments that were assess and review	20	71	28.2%	40.7%	31.4%	28.8%
% of case starts with a reported IOTN of 3 and Aesthetic Component of 5 or below	0	48	<i>N/A</i>	0.1%	0.1%	0.1%
% of case starts with a reported IOTN of 3 and Aesthetic Component of 6 or above	4	48	8.3%	3.1%	3.9%	3.9%
% of case starts with a reported IOTN of 4	39	48	81.3%	74.8%	75.9%	77.6%
% of case starts with a reported IOTN of 5	5	48	10.4%	21.2%	17.9%	16.7 %
% of concluded courses in receipt of dual-arch fixed appliances	3	6	50.0%	69.3%	69.5%	72.9%
% of concluded courses where treatment was abandoned or discontinued	3	6	50.0%	9.8%	9.7%	8.7%
% of patients satisfied with the treatment they have received	6	6	100.0%	95.9%	95.2%	95.7%

\* Figures in italics indicate that the base number is less than 100.

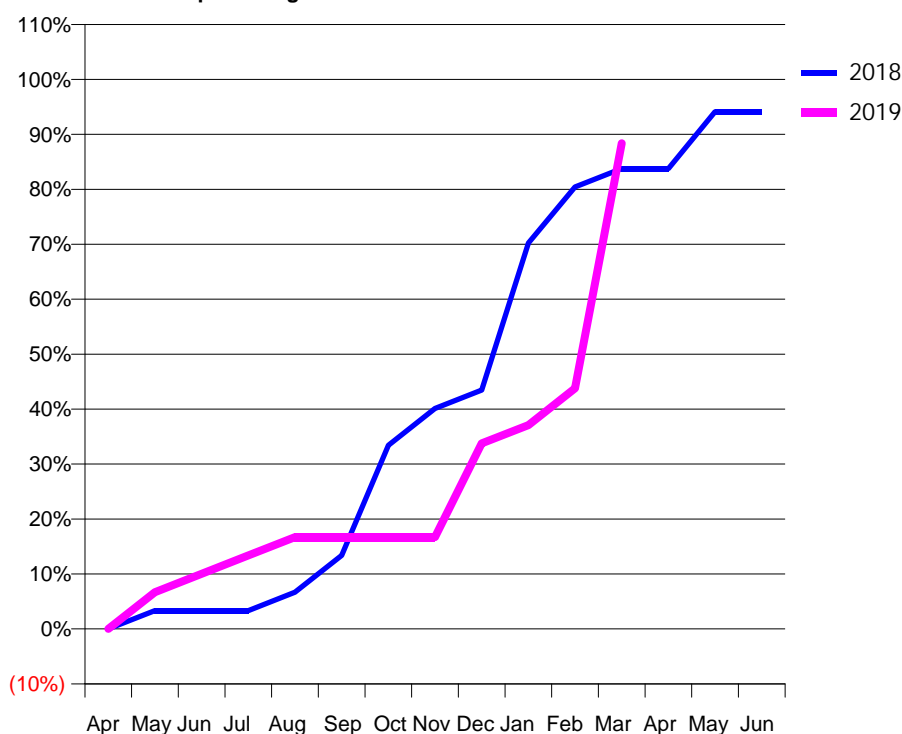
### Q55 - Vital Signs Orthodontic At a Glance Contract Report for 101281/0048 - March 2019

Name or company name	OASIS DENTAL CARE LTD	18/19 Contracted general activity (UDA)	19,361
Contract type name	Pilot Contract	Carry forward general activity (UDA)	0
Purpose of contract	General and Orthodontic	18/19 Contracted orthodontic activity (UOA)	628
Contract start date	01/04/2006	Carry forward orthodontic activity (UOA)	0
Contract end date		Baseline contract value	£518,072.75

ACCESS	Contract	England and Wales
24 month ratio of assessments to patient IDs	1.00	1.08

ACTIVITY	Contract
Contract assess and fit appliances (case starts) as a percentage of Area Team case starts	0.4 %

Cumulative percentage of contracted UOA delivered 2018 & 2019



Month	Adjusted Scheduled Activity (UOA)		
	2017	2018	2019
April	-12	0	0
May	31	21	42
June	56	21	63
July	123	21	84
August	165	42	105
September	186	84	105
October	228	210	105
November	270	252	105
December	316	273	212
January	316	441	233
February	358	505	275
March	463	526	555
April	526	526	
May	526	591	
June	526	591	

#### QUANTITY METRICS (rolling 12 month period)

	Contract Quantity	Contract Base Number	Contract *	Area Team	Region	England
% of all assessments that were assess and fit appliances (case starts)	29	41	70.7%	49.7%	57.1%	59.2%
% of all assessments that were assess and refuse	7	41	17.1%	9.6%	11.5%	12.0%
% of all assessments that were assess and review	5	41	12.2%	40.7%	31.4%	28.8%
% of case starts with a reported IOTN of 3 and Aesthetic Component of 5 or below	0	29	<i>N/A</i>	0.1%	0.1%	0.1%
% of case starts with a reported IOTN of 3 and Aesthetic Component of 6 or above	0	29	<i>N/A</i>	3.1%	3.9%	3.9%
% of case starts with a reported IOTN of 4	24	29	82.8%	74.8%	75.9%	77.6%
% of case starts with a reported IOTN of 5	5	29	17.2%	21.2%	17.9%	16.7 %
% of concluded courses in receipt of dual-arch fixed appliances	21	24	87.5%	69.3%	69.5%	72.9%
% of concluded courses where treatment was abandoned or discontinued	1	24	4.2%	9.8%	9.7%	8.7%
% of patients satisfied with the treatment they have received	0	0	<i>N/A</i>	95.9%	95.2%	95.7%

\* Figures in italics indicate that the base number is less than 100.



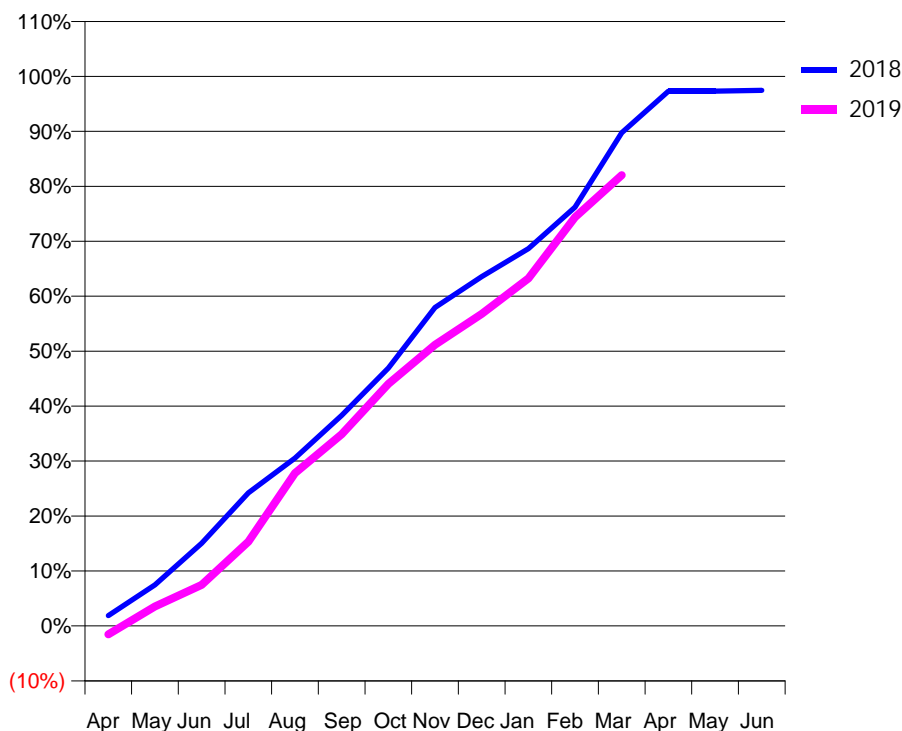
### Q55 - Vital Signs Orthodontic At a Glance Contract Report for 101370/0039 - March 2019

Name or company name	Petrie Tucker & Partners Ltd	18/19 Contracted general activity (UDA)	0
Contract type name	PDS Contract	Carry forward general activity (UDA)	0
Purpose of contract	Orthodontic	18/19 Contracted orthodontic activity (UOA)	14,868
Contract start date	01/04/2006	Carry forward orthodontic activity (UOA)	381
Contract end date	29/05/2020	Baseline contract value	£1,018,422.30

ACCESS	Contract	England and Wales
24 month ratio of assessments to patient IDs	1.22	1.08

ACTIVITY	Contract
Contract assess and fit appliances (case starts) as a percentage of Area Team case starts	9.6 %

Cumulative percentage of contracted UOA delivered 2018 & 2019



Month	Adjusted Scheduled Activity (UOA)		
	2017	2018	2019
April	192	281	-229
May	453	1,110	527
June	858	2,239	1,113
July	2,127	3,599	2,282
August	2,925	4,541	4,133
September	3,687	5,696	5,188
October	4,699	6,979	6,549
November	5,611	8,615	7,605
December	6,896	9,450	8,440
January	8,309	10,209	9,400
February	10,910	11,330	11,056
March	13,914	13,341	12,198
April	14,711	14,466	
May	14,712	14,466	
June	14,778	14,487	

#### QUANTITY METRICS (rolling 12 month period)

	Contract Quantity	Contract Base Number	Contract *	Area Team	Region	England
% of all assessments that were assess and fit appliances (case starts)	627	1,273	49.3%	49.7%	57.1%	59.2%
% of all assessments that were assess and refuse	211	1,273	16.6%	9.6%	11.5%	12.0%
% of all assessments that were assess and review	435	1,273	34.2%	40.7%	31.4%	28.8%
% of case starts with a reported IOTN of 3 and Aesthetic Component of 5 or below	3	627	0.5%	0.1%	0.1%	0.1%
% of case starts with a reported IOTN of 3 and Aesthetic Component of 6 or above	54	627	8.6%	3.1%	3.9%	3.9%
% of case starts with a reported IOTN of 4	426	627	67.9%	74.8%	75.9%	77.6%
% of case starts with a reported IOTN of 5	142	627	22.6%	21.2%	17.9%	16.7 %
% of concluded courses in receipt of dual-arch fixed appliances	248	473	52.4%	69.3%	69.5%	72.9%
% of concluded courses where treatment was abandoned or discontinued	49	473	10.4%	9.8%	9.7%	8.7%
% of patients satisfied with the treatment they have received	10	10	100.0%	95.9%	95.2%	95.7%

\* Figures in italics indicate that the base number is less than 100.

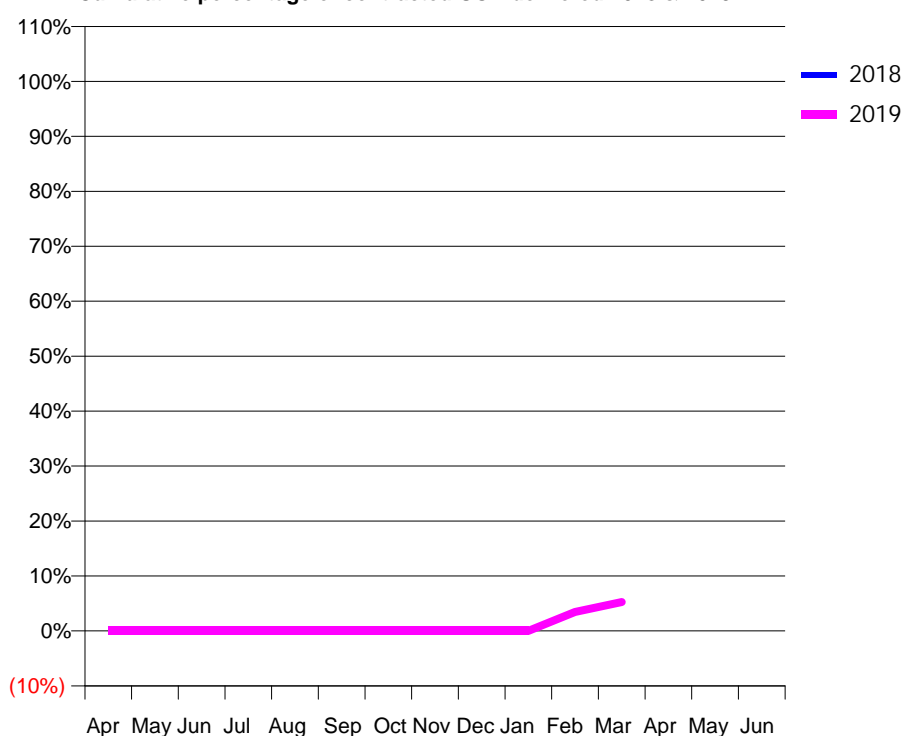
### Q55 - Vital Signs Orthodontic At a Glance Contract Report for 101435/0064 - March 2019

Name or company name	IDH Limited	18/19 Contracted general activity (UDA)	49,253
Contract type name	GDS Contract	Carry forward general activity (UDA)	0
Purpose of contract	General and Orthodontic	18/19 Contracted orthodontic activity (UOA)	1,392
Contract start date	21/07/2007	Carry forward orthodontic activity (UOA)	0
Contract end date		Baseline contract value	£1,129,846.92

ACCESS	Contract	England and Wales
24 month ratio of assessments to patient IDs	1.00	1.08

ACTIVITY	Contract
Contract assess and fit appliances (case starts) as a percentage of Area Team case starts	0.0 %

Cumulative percentage of contracted UOA delivered 2018 & 2019



Month	Adjusted Scheduled Activity (UOA)		
	2017	2018	2019
April	0	0	0
May	0	0	0
June	0	0	0
July	0	0	0
August	0	0	0
September	0	0	0
October	0	0	0
November	0	0	0
December	0	0	0
January	0	0	0
February	1	0	48
March	1	0	73
April	1	0	
May	1	0	
June	1	0	

#### QUANTITY METRICS (rolling 12 month period)

	Contract Quantity	Contract Base Number	Contract *	Area Team	Region	England
% of all assessments that were assess and fit appliances (case starts)	3	13	23.1%	49.7%	57.1%	59.2%
% of all assessments that were assess and refuse	5	13	38.5%	9.6%	11.5%	12.0%
% of all assessments that were assess and review	5	13	38.5%	40.7%	31.4%	28.8%
% of case starts with a reported IOTN of 3 and Aesthetic Component of 5 or below	0	3	<i>N/A</i>	0.1%	0.1%	0.1%
% of case starts with a reported IOTN of 3 and Aesthetic Component of 6 or above	0	3	<i>N/A</i>	3.1%	3.9%	3.9%
% of case starts with a reported IOTN of 4	3	3	100.0%	74.8%	75.9%	77.6%
% of case starts with a reported IOTN of 5	0	3	<i>N/A</i>	21.2%	17.9%	16.7 %
% of concluded courses in receipt of dual-arch fixed appliances	0	0	<i>N/A</i>	69.3%	69.5%	72.9%
% of concluded courses where treatment was abandoned or discontinued	0	0	<i>N/A</i>	9.8%	9.7%	8.7%
% of patients satisfied with the treatment they have received	0	0	<i>N/A</i>	95.9%	95.2%	95.7%

\* Figures in italics indicate that the base number is less than 100.

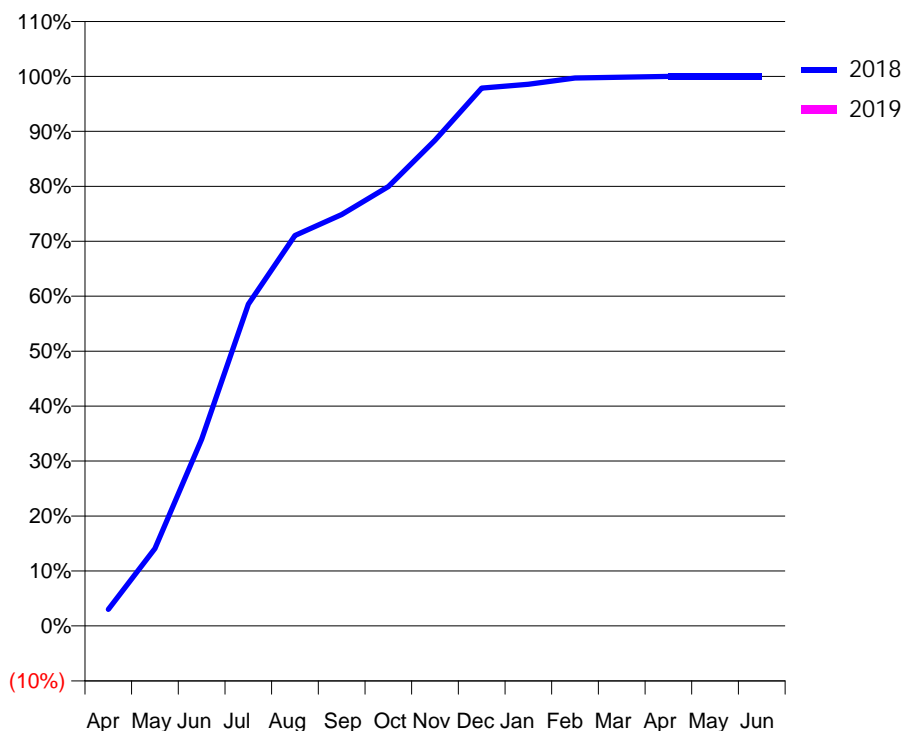
### Q55 - Vital Signs Orthodontic At a Glance Contract Report for 101435/0065 - March 2019

Name or company name	IDH Limited	18/19 Contracted general activity (UDA)	0
Contract type name	GDS Contract	Carry forward general activity (UDA)	0
Purpose of contract	Orthodontic	18/19 Contracted orthodontic activity (UOA)	0
Contract start date	21/07/2007	Carry forward orthodontic activity (UOA)	0
Contract end date	31/03/2018	Baseline contract value	£0.00

ACCESS	Contract	England and Wales
24 month ratio of assessments to patient IDs	1.04	1.08

ACTIVITY	Contract
Contract assess and fit appliances (case starts) as a percentage of Area Team case starts	0.9 %

Cumulative percentage of contracted UOA delivered 2018 & 2019



Month	Adjusted Scheduled Activity (UOA)		
	2017	2018	2019
April	-11	42	86
May	136	196	415
June	291	473	585
July	491	815	864
August	720	989	991
September	807	1,042	1,100
October	944	1,113	1,270
November	1,407	1,230	1,277
December	1,539	1,362	1,298
January	1,724	1,372	1,298
February	1,796	1,388	1,298
March	1,796	1,390	1,298
April	1,814	1,392	
May	1,814	1,392	
June	1,814	1,392	

#### QUANTITY METRICS (rolling 12 month period)

	Contract Quantity	Contract Base Number	Contract *	Area Team	Region	England
% of all assessments that were assess and fit appliances (case starts)	60	100	60.0%	49.7%	57.1%	59.2%
% of all assessments that were assess and refuse	3	100	3.0%	9.6%	11.5%	12.0%
% of all assessments that were assess and review	37	100	37.0%	40.7%	31.4%	28.8%
% of case starts with a reported IOTN of 3 and Aesthetic Component of 5 or below	0	60	<i>N/A</i>	0.1%	0.1%	0.1%
% of case starts with a reported IOTN of 3 and Aesthetic Component of 6 or above	5	60	8.3%	3.1%	3.9%	3.9%
% of case starts with a reported IOTN of 4	42	60	70.0%	74.8%	75.9%	77.6%
% of case starts with a reported IOTN of 5	13	60	21.7%	21.2%	17.9%	16.7 %
% of concluded courses in receipt of dual-arch fixed appliances	0	0	<i>N/A</i>	69.3%	69.5%	72.9%
% of concluded courses where treatment was abandoned or discontinued	0	0	<i>N/A</i>	9.8%	9.7%	8.7%
% of patients satisfied with the treatment they have received	1	1	100.0%	95.9%	95.2%	95.7%

\* Figures in italics indicate that the base number is less than 100.

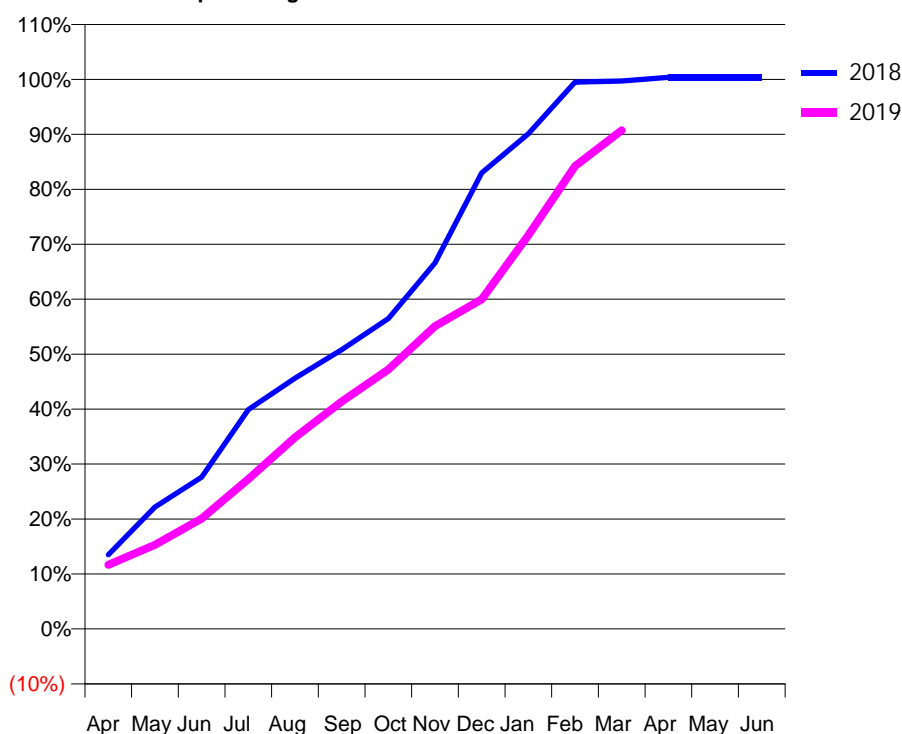
### Q55 - Vital Signs Orthodontic At a Glance Contract Report for 111295/0002 - March 2019

Name or company name	Modwena Orthodontics Limited	18/19 Contracted general activity (UDA)	0
Contract type name	PDS Contract	Carry forward general activity (UDA)	0
Purpose of contract	Orthodontic	18/19 Contracted orthodontic activity (UOA)	5,013
Contract start date	01/10/2014	Carry forward orthodontic activity (UOA)	-18
Contract end date	21/08/2020	Baseline contract value	£323,805.17

ACCESS	Contract	England and Wales
24 month ratio of assessments to patient IDs	1.07	1.08

ACTIVITY	Contract
Contract assess and fit appliances (case starts) as a percentage of Area Team case starts	3.2 %

Cumulative percentage of contracted UOA delivered 2018 & 2019



Month	Adjusted Scheduled Activity (UOA)		
	2017	2018	2019
April	0	677	585
May	783	1,112	767
June	1,182	1,385	1,007
July	1,383	2,000	1,367
August	1,776	2,286	1,747
September	2,194	2,547	2,074
October	2,636	2,832	2,367
November	3,380	3,337	2,762
December	4,242	4,160	3,007
January	5,290	4,518	3,592
February	6,370	4,988	4,222
March	6,631	4,998	4,548
April	6,631	5,031	
May	6,631	5,031	
June	6,631	5,031	

#### QUANTITY METRICS (rolling 12 month period)

	Contract Quantity	Contract Base Number	Contract *	Area Team	Region	England
% of all assessments that were assess and fit appliances (case starts)	209	383	54.6%	49.7%	57.1%	59.2%
% of all assessments that were assess and refuse	47	383	12.3%	9.6%	11.5%	12.0%
% of all assessments that were assess and review	127	383	33.2%	40.7%	31.4%	28.8%
% of case starts with a reported IOTN of 3 and Aesthetic Component of 5 or below	0	209	N/A	0.1%	0.1%	0.1%
% of case starts with a reported IOTN of 3 and Aesthetic Component of 6 or above	10	209	4.8%	3.1%	3.9%	3.9%
% of case starts with a reported IOTN of 4	170	209	81.3%	74.8%	75.9%	77.6%
% of case starts with a reported IOTN of 5	29	209	13.9%	21.2%	17.9%	16.7 %
% of concluded courses in receipt of dual-arch fixed appliances	295	376	78.5%	69.3%	69.5%	72.9%
% of concluded courses where treatment was abandoned or discontinued	28	376	7.4%	9.8%	9.7%	8.7%
% of patients satisfied with the treatment they have received	2	2	100.0%	95.9%	95.2%	95.7%

\* Figures in italics indicate that the base number is less than 100.

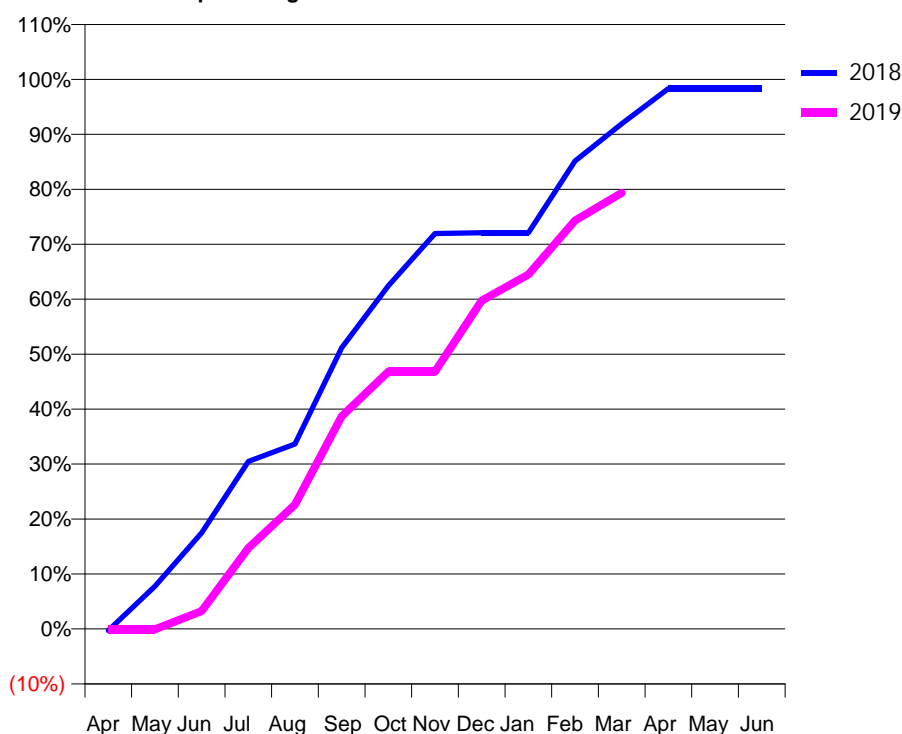
### Q55 - Vital Signs Orthodontic At a Glance Contract Report for 111295/0003 - March 2019

Name or company name	Modwena Orthodontics Limited	18/19 Contracted general activity (UDA)	0
Contract type name	PDS Contract	Carry forward general activity (UDA)	0
Purpose of contract	Orthodontic	18/19 Contracted orthodontic activity (UOA)	1,326
Contract start date	01/10/2014	Carry forward orthodontic activity (UOA)	1
Contract end date	21/08/2020	Baseline contract value	£91,915.89

ACCESS	Contract	England and Wales
24 month ratio of assessments to patient IDs	1.03	1.08

ACTIVITY	Contract
Contract assess and fit appliances (case starts) as a percentage of Area Team case starts	0.8 %

Cumulative percentage of contracted UOA delivered 2018 & 2019



Month	Adjusted Scheduled Activity (UOA)		
	2017	2018	2019
April	23	-4	-1
May	47	103	-1
June	68	232	43
July	323	404	195
August	513	446	300
September	619	678	513
October	662	828	621
November	730	954	621
December	916	956	792
January	1,126	956	855
February	1,150	1,129	985
March	1,194	1,219	1,052
April	1,279	1,304	
May	1,322	1,304	
June	1,322	1,304	

#### QUANTITY METRICS (rolling 12 month period)

	Contract Quantity	Contract Base Number	Contract *	Area Team	Region	England
% of all assessments that were assess and fit appliances (case starts)	55	76	72.4%	49.7%	57.1%	59.2%
% of all assessments that were assess and refuse	8	76	10.5%	9.6%	11.5%	12.0%
% of all assessments that were assess and review	13	76	17.1%	40.7%	31.4%	28.8%
% of case starts with a reported IOTN of 3 and Aesthetic Component of 5 or below	0	55	N/A	0.1%	0.1%	0.1%
% of case starts with a reported IOTN of 3 and Aesthetic Component of 6 or above	3	55	5.5%	3.1%	3.9%	3.9%
% of case starts with a reported IOTN of 4	35	55	63.6%	74.8%	75.9%	77.6%
% of case starts with a reported IOTN of 5	16	55	29.1%	21.2%	17.9%	16.7%
% of concluded courses in receipt of dual-arch fixed appliances	0	48	N/A	69.3%	69.5%	72.9%
% of concluded courses where treatment was abandoned or discontinued	12	48	25.0%	9.8%	9.7%	8.7%
% of patients satisfied with the treatment they have received	1	1	100.0%	95.9%	95.2%	95.7%

\* Figures in italics indicate that the base number is less than 100.

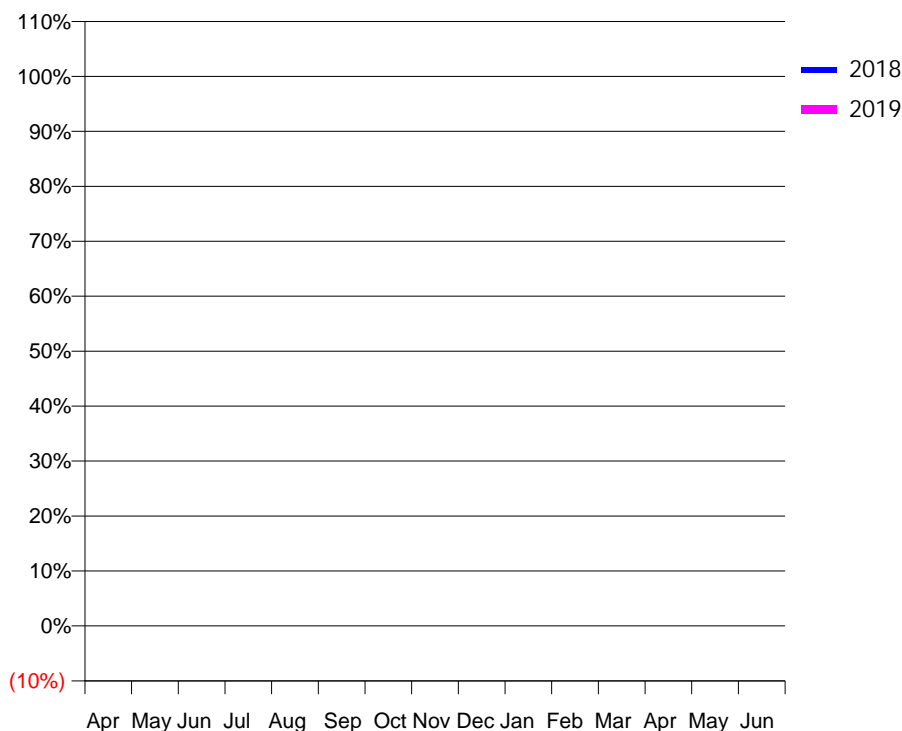
### Q55 - Vital Signs Orthodontic At a Glance Contract Report for 125725/0001 - March 2019

Name or company name	D A Bradley Ltd	18/19 Contracted general activity (UDA)	2,467
Contract type name	GDS Contract	Carry forward general activity (UDA)	0
Purpose of contract	General	18/19 Contracted orthodontic activity (UOA)	0
Contract start date	01/09/2008	Carry forward orthodontic activity (UOA)	0
Contract end date	30/11/2018	Baseline contract value	£67,903.79

ACCESS	Contract	England and Wales
24 month ratio of assessments to patient IDs	1.07	1.08

ACTIVITY	Contract
Contract assess and fit appliances (case starts) as a percentage of Area Team case starts	0.0 %

Cumulative percentage of contracted UOA delivered 2018 & 2019



Month	Adjusted Scheduled Activity (UOA)		
	2017	2018	2019
April	0	0	0
May	0	0	0
June	0	0	1
July	0	0	1
August	1	1	1
September	5	2	3
October	5	2	4
November	5	3	4
December	5	3	4
January	5	3	4
February	5	6	5
March	6	9	5
April	6	9	
May	6	9	
June	6	9	

### QUANTITY METRICS (rolling 12 month period)

	Contract Quantity	Contract Base Number	Contract *	Area Team	Region	England
% of all assessments that were assess and fit appliances (case starts)	0	5	0.0%	49.7%	57.1%	59.2%
% of all assessments that were assess and refuse	0	5	0.0%	9.6%	11.5%	12.0%
% of all assessments that were assess and review	5	5	100.0%	40.7%	31.4%	28.8%
% of case starts with a reported IOTN of 3 and Aesthetic Component of 5 or below	0	0	N/A	0.1%	0.1%	0.1%
% of case starts with a reported IOTN of 3 and Aesthetic Component of 6 or above	0	0	N/A	3.1%	3.9%	3.9%
% of case starts with a reported IOTN of 4	0	0	N/A	74.8%	75.9%	77.6%
% of case starts with a reported IOTN of 5	0	0	N/A	21.2%	17.9%	16.7 %
% of concluded courses in receipt of dual-arch fixed appliances	0	1	N/A	69.3%	69.5%	72.9%
% of concluded courses where treatment was abandoned or discontinued	0	1	0.0%	9.8%	9.7%	8.7%
% of patients satisfied with the treatment they have received	0	0	N/A	95.9%	95.2%	95.7%

\* Figures in italics indicate that the base number is less than 100.

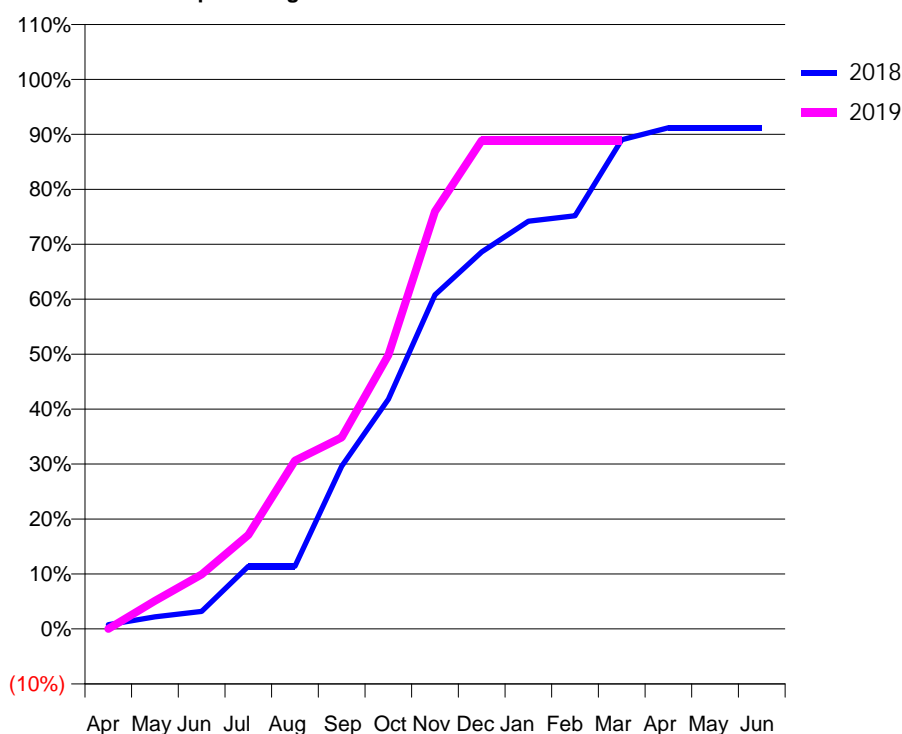
### Q55 - Vital Signs Orthodontic At a Glance Contract Report for 125725/0002 - March 2019

Name or company name	D A Bradley Ltd	18/19 Contracted general activity (UDA)	0
Contract type name	GDS Contract	Carry forward general activity (UDA)	0
Purpose of contract	Orthodontic	18/19 Contracted orthodontic activity (UOA)	333
Contract start date	01/09/2008	Carry forward orthodontic activity (UOA)	0
Contract end date	30/11/2018	Baseline contract value	£22,593.51

ACCESS	Contract	England and Wales
24 month ratio of assessments to patient IDs	1.49	1.08

ACTIVITY	Contract
Contract assess and fit appliances (case starts) as a percentage of Area Team case starts	0.1 %

Cumulative percentage of contracted UOA delivered 2018 & 2019



Month	Adjusted Scheduled Activity (UOA)		
	2017	2018	2019
April	17	4	0
May	36	11	17
June	39	16	33
July	84	57	57
August	154	57	102
September	188	148	116
October	201	209	166
November	213	304	253
December	224	343	296
January	234	371	296
February	293	376	296
March	350	445	296
April	383	456	
May	383	456	
June	383	456	

### QUANTITY METRICS (rolling 12 month period)

	Contract Quantity	Contract Base Number	Contract *	Area Team	Region	England
% of all assessments that were assess and fit appliances (case starts)	6	187	3.2%	49.7%	57.1%	59.2%
% of all assessments that were assess and refuse	1	187	0.5%	9.6%	11.5%	12.0%
% of all assessments that were assess and review	180	187	96.3%	40.7%	31.4%	28.8%
% of case starts with a reported IOTN of 3 and Aesthetic Component of 5 or below	0	6	<i>N/A</i>	0.1%	0.1%	0.1%
% of case starts with a reported IOTN of 3 and Aesthetic Component of 6 or above	0	6	<i>N/A</i>	3.1%	3.9%	3.9%
% of case starts with a reported IOTN of 4	5	6	83.3%	74.8%	75.9%	77.6%
% of case starts with a reported IOTN of 5	1	6	16.7%	21.2%	17.9%	16.7 %
% of concluded courses in receipt of dual-arch fixed appliances	0	6	<i>N/A</i>	69.3%	69.5%	72.9%
% of concluded courses where treatment was abandoned or discontinued	0	6	0.0%	9.8%	9.7%	8.7%
% of patients satisfied with the treatment they have received	0	0	<i>N/A</i>	95.9%	95.2%	95.7%

\* Figures in italics indicate that the base number is less than 100.

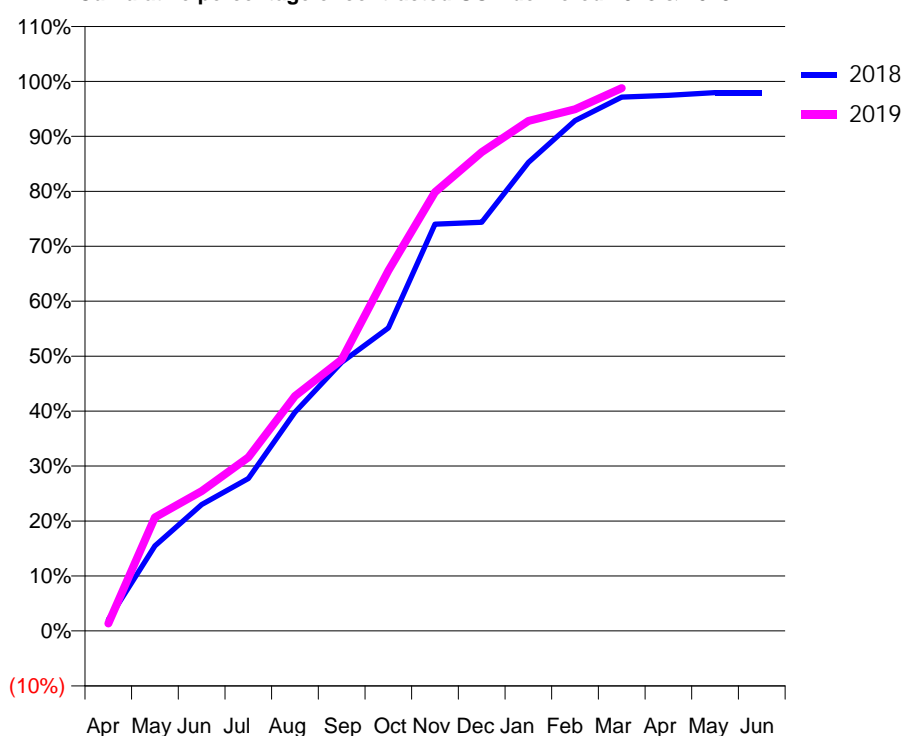
### Q55 - Vital Signs Orthodontic At a Glance Contract Report for 128198/0001 - March 2019

Name or company name	Regent Street Orthodontics Limited	18/19 Contracted general activity (UDA)	0
Contract type name	PDS Contract	Carry forward general activity (UDA)	0
Purpose of contract	Orthodontic	18/19 Contracted orthodontic activity (UOA)	6,308
Contract start date	01/04/2015	Carry forward orthodontic activity (UOA)	-24
Contract end date	29/05/2020	Baseline contract value	£431,377.98

ACCESS	Contract	England and Wales
24 month ratio of assessments to patient IDs	1.03	1.08

ACTIVITY	Contract
Contract assess and fit appliances (case starts) as a percentage of Area Team case starts	4.4 %

Cumulative percentage of contracted UOA delivered 2018 & 2019



Month	Adjusted Scheduled Activity (UOA)		
	2017	2018	2019
April	361	130	87
May	757	977	1,304
June	1,251	1,451	1,605
July	1,842	1,750	1,992
August	2,343	2,509	2,697
September	2,541	3,084	3,114
October	3,544	3,479	4,135
November	3,917	4,669	5,035
December	4,835	4,691	5,495
January	5,074	5,379	5,852
February	5,746	5,858	5,987
March	6,288	6,127	6,229
April	6,439	6,149	
May	6,444	6,179	
June	6,461	6,179	

### QUANTITY METRICS (rolling 12 month period)

	Contract Quantity	Contract Base Number	Contract *	Area Team	Region	England
% of all assessments that were assess and fit appliances (case starts)	289	509	56.8%	49.7%	57.1%	59.2%
% of all assessments that were assess and refuse	52	509	10.2%	9.6%	11.5%	12.0%
% of all assessments that were assess and review	168	509	33.0%	40.7%	31.4%	28.8%
% of case starts with a reported IOTN of 3 and Aesthetic Component of 5 or below	0	289	N/A	0.1%	0.1%	0.1%
% of case starts with a reported IOTN of 3 and Aesthetic Component of 6 or above	26	289	9.0%	3.1%	3.9%	3.9%
% of case starts with a reported IOTN of 4	182	289	63.0%	74.8%	75.9%	77.6%
% of case starts with a reported IOTN of 5	80	289	27.7%	21.2%	17.9%	16.7 %
% of concluded courses in receipt of dual-arch fixed appliances	289	326	88.7%	69.3%	69.5%	72.9%
% of concluded courses where treatment was abandoned or discontinued	34	326	10.4%	9.8%	9.7%	8.7%
% of patients satisfied with the treatment they have received	2	2	100.0%	95.9%	95.2%	95.7%

\* Figures in italics indicate that the base number is less than 100.



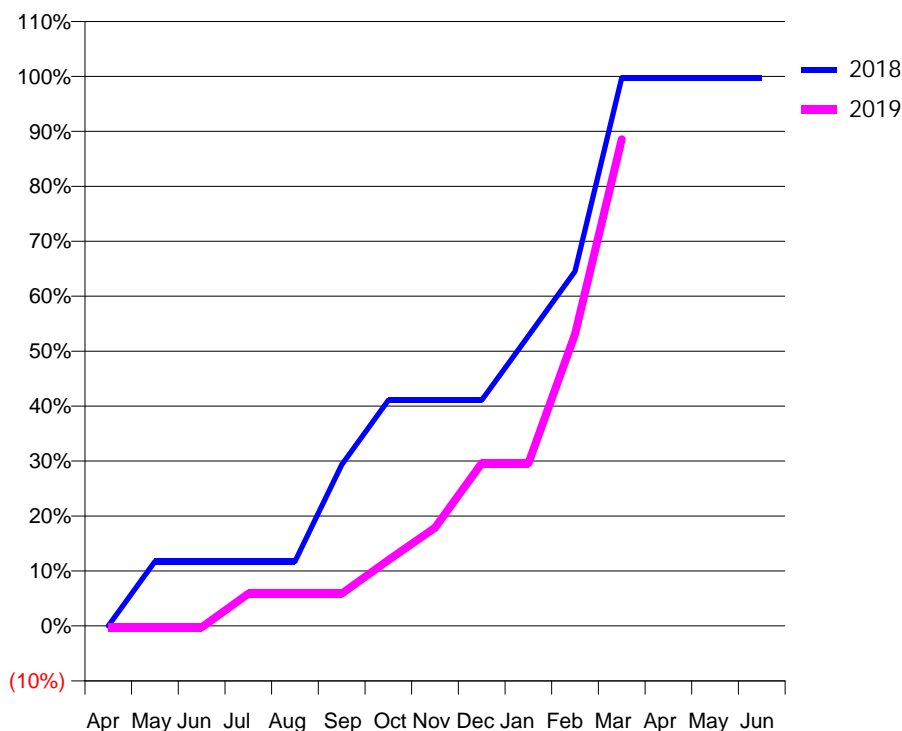
### Q55 - Vital Signs Orthodontic At a Glance Contract Report for 129186/0002 - March 2019

Name or company name	Derwent Street Dental	18/19 Contracted general activity (UDA)	0
Contract type name	PDS Contract	Carry forward general activity (UDA)	0
Purpose of contract	Orthodontic	18/19 Contracted orthodontic activity (UOA)	358
Contract start date	15/10/2007	Carry forward orthodontic activity (UOA)	1
Contract end date	31/03/2019	Baseline contract value	£22,856.69

ACCESS	Contract	England and Wales
24 month ratio of assessments to patient IDs	1.00	1.08

ACTIVITY	Contract
Contract assess and fit appliances (case starts) as a percentage of Area Team case starts	0.2 %

Cumulative percentage of contracted UOA delivered 2018 & 2019



Month	Adjusted Scheduled Activity (UOA)		
	2017	2018	2019
April	3	0	-1
May	3	42	-1
June	3	42	-1
July	3	42	21
August	3	42	21
September	3	105	21
October	3	147	43
November	3	147	64
December	3	147	106
January	3	189	106
February	171	231	190
March	318	357	317
April	360	357	
May	360	357	
June	360	357	

#### QUANTITY METRICS (rolling 12 month period)

	Contract Quantity	Contract Base Number	Contract *	Area Team	Region	England
% of all assessments that were assess and fit appliances (case starts)	15	18	83.3%	49.7%	57.1%	59.2%
% of all assessments that were assess and refuse	1	18	5.6%	9.6%	11.5%	12.0%
% of all assessments that were assess and review	2	18	11.1%	40.7%	31.4%	28.8%
% of case starts with a reported IOTN of 3 and Aesthetic Component of 5 or below	0	15	N/A	0.1%	0.1%	0.1%
% of case starts with a reported IOTN of 3 and Aesthetic Component of 6 or above	0	15	N/A	3.1%	3.9%	3.9%
% of case starts with a reported IOTN of 4	15	15	100.0%	74.8%	75.9%	77.6%
% of case starts with a reported IOTN of 5	0	15	N/A	21.2%	17.9%	16.7%
% of concluded courses in receipt of dual-arch fixed appliances	0	10	N/A	69.3%	69.5%	72.9%
% of concluded courses where treatment was abandoned or discontinued	0	10	0.0%	9.8%	9.7%	8.7%
% of patients satisfied with the treatment they have received	0	0	N/A	95.9%	95.2%	95.7%

\* Figures in italics indicate that the base number is less than 100.

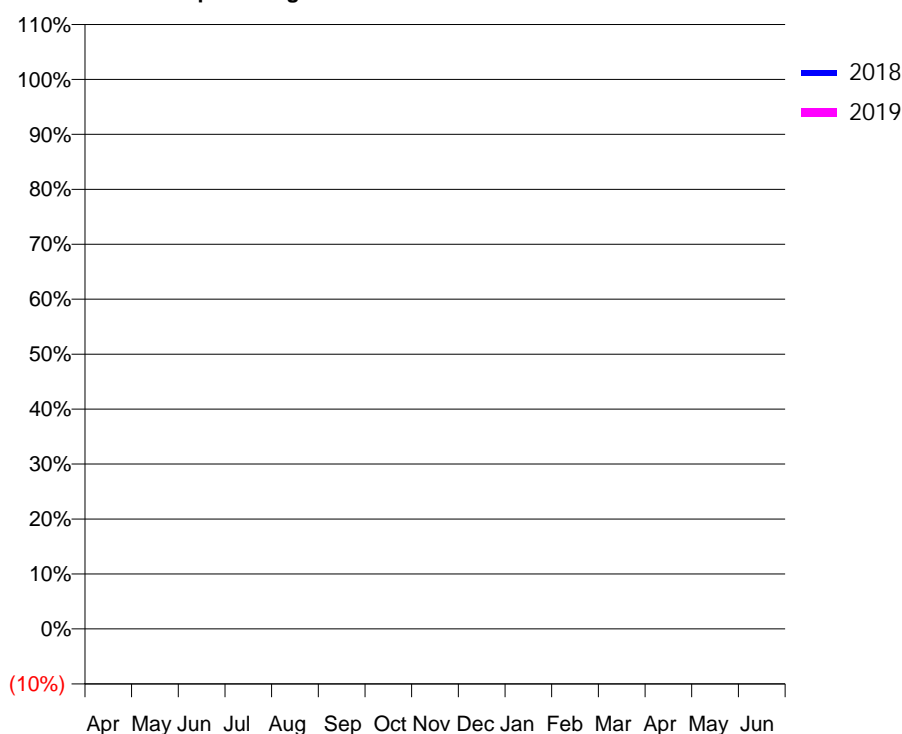
### Q55 - Vital Signs Orthodontic At a Glance Contract Report for 134678/0001 - March 2019

Name or company name	IDH Mansfield Limited	18/19 Contracted general activity (UDA)	33,500
Contract type name	GDS Contract	Carry forward general activity (UDA)	0
Purpose of contract	General	18/19 Contracted orthodontic activity (UOA)	0
Contract start date	01/02/2008	Carry forward orthodontic activity (UOA)	0
Contract end date		Baseline contract value	£834,059.65

ACCESS	Contract	England and Wales
24 month ratio of assessments to patient IDs	1.00	1.08

ACTIVITY	Contract
Contract assess and fit appliances (case starts) as a percentage of Area Team case starts	0.0 %

Cumulative percentage of contracted UOA delivered 2018 & 2019



Month	Adjusted Scheduled Activity (UOA)		
	2017	2018	2019
April	0	0	0
May	0	0	0
June	0	0	0
July	0	0	0
August	0	0	1
September	0	0	1
October	0	0	1
November	0	0	1
December	0	0	1
January	0	0	1
February	0	0	1
March	0	0	1
April	0	0	
May	0	0	
June	0	0	

### QUANTITY METRICS (rolling 12 month period)

	Contract Quantity	Contract Base Number	Contract *	Area Team	Region	England
% of all assessments that were assess and fit appliances (case starts)	0	1	0.0%	49.7%	57.1%	59.2%
% of all assessments that were assess and refuse	0	1	0.0%	9.6%	11.5%	12.0%
% of all assessments that were assess and review	1	1	100.0%	40.7%	31.4%	28.8%
% of case starts with a reported IOTN of 3 and Aesthetic Component of 5 or below	0	0	N/A	0.1%	0.1%	0.1%
% of case starts with a reported IOTN of 3 and Aesthetic Component of 6 or above	0	0	N/A	3.1%	3.9%	3.9%
% of case starts with a reported IOTN of 4	0	0	N/A	74.8%	75.9%	77.6%
% of case starts with a reported IOTN of 5	0	0	N/A	21.2%	17.9%	16.7 %
% of concluded courses in receipt of dual-arch fixed appliances	0	0	N/A	69.3%	69.5%	72.9%
% of concluded courses where treatment was abandoned or discontinued	0	0	N/A	9.8%	9.7%	8.7%
% of patients satisfied with the treatment they have received	0	0	N/A	95.9%	95.2%	95.7%

\* Figures in italics indicate that the base number is less than 100.

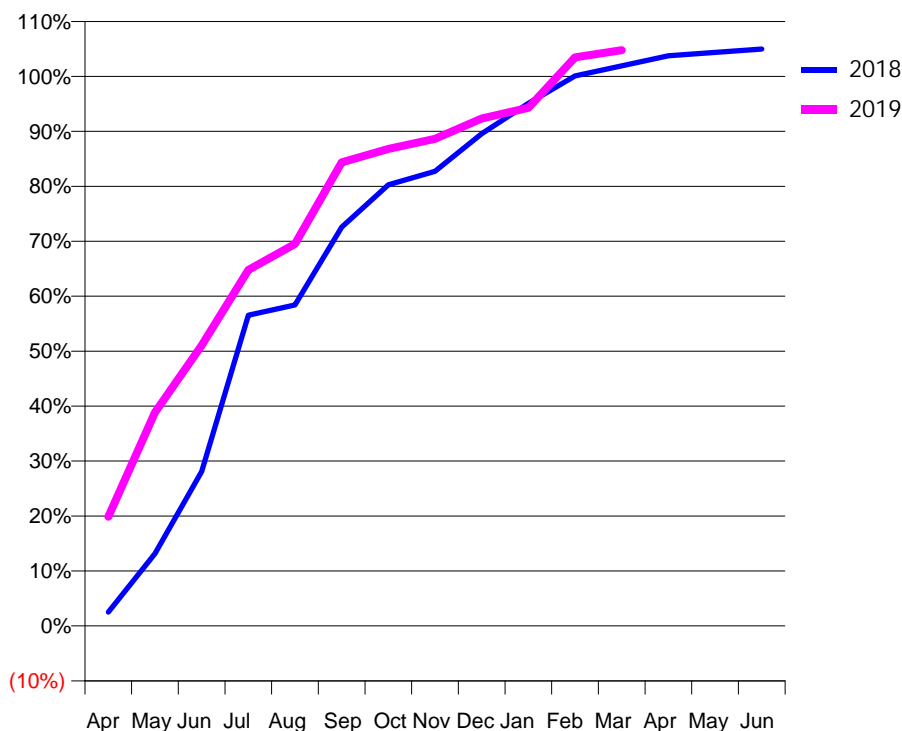
### Q55 - Vital Signs Orthodontic At a Glance Contract Report for 135372/0001 - March 2019

Name or company name	No.1 The Orthodontic Specialists	18/19 Contracted general activity (UDA)	44
Contract type name	GDS Contract	Carry forward general activity (UDA)	-1
Purpose of contract	General and Orthodontic	18/19 Contracted orthodontic activity (UOA)	3,438
Contract start date	14/12/2012	Carry forward orthodontic activity (UOA)	-69
Contract end date		Baseline contract value	£244,635.68

ACCESS	Contract	England and Wales
24 month ratio of assessments to patient IDs	1.01	1.08

ACTIVITY	Contract
Contract assess and fit appliances (case starts) as a percentage of Area Team case starts	2.6 %

Cumulative percentage of contracted UOA delivered 2018 & 2019



Month	Adjusted Scheduled Activity (UOA)		
	2017	2018	2019
April	69	87	684
May	245	452	1,335
June	639	966	1,755
July	1,402	1,944	2,227
August	1,640	2,008	2,390
September	2,709	2,495	2,900
October	4,429	2,760	2,984
November	4,796	2,844	3,047
December	5,261	3,079	3,174
January	6,119	3,269	3,242
February	6,367	3,441	3,557
March	6,631	3,504	3,602
April	6,694	3,567	
May	6,694	3,588	
June	6,694	3,609	

#### QUANTITY METRICS (rolling 12 month period)

	Contract Quantity	Contract Base Number	Contract *	Area Team	Region	England
% of all assessments that were assess and fit appliances (case starts)	169	432	39.1%	49.7%	57.1%	59.2%
% of all assessments that were assess and refuse	4	432	0.9%	9.6%	11.5%	12.0%
% of all assessments that were assess and review	259	432	60.0%	40.7%	31.4%	28.8%
% of case starts with a reported IOTN of 3 and Aesthetic Component of 5 or below	0	169	N/A	0.1%	0.1%	0.1%
% of case starts with a reported IOTN of 3 and Aesthetic Component of 6 or above	5	169	3.0%	3.1%	3.9%	3.9%
% of case starts with a reported IOTN of 4	126	169	74.6%	74.8%	75.9%	77.6%
% of case starts with a reported IOTN of 5	34	169	20.1%	21.2%	17.9%	16.7 %
% of concluded courses in receipt of dual-arch fixed appliances	264	293	90.1%	69.3%	69.5%	72.9%
% of concluded courses where treatment was abandoned or discontinued	13	293	4.4%	9.8%	9.7%	8.7%
% of patients satisfied with the treatment they have received	4	4	100.0%	95.9%	95.2%	95.7%

\* Figures in italics indicate that the base number is less than 100.

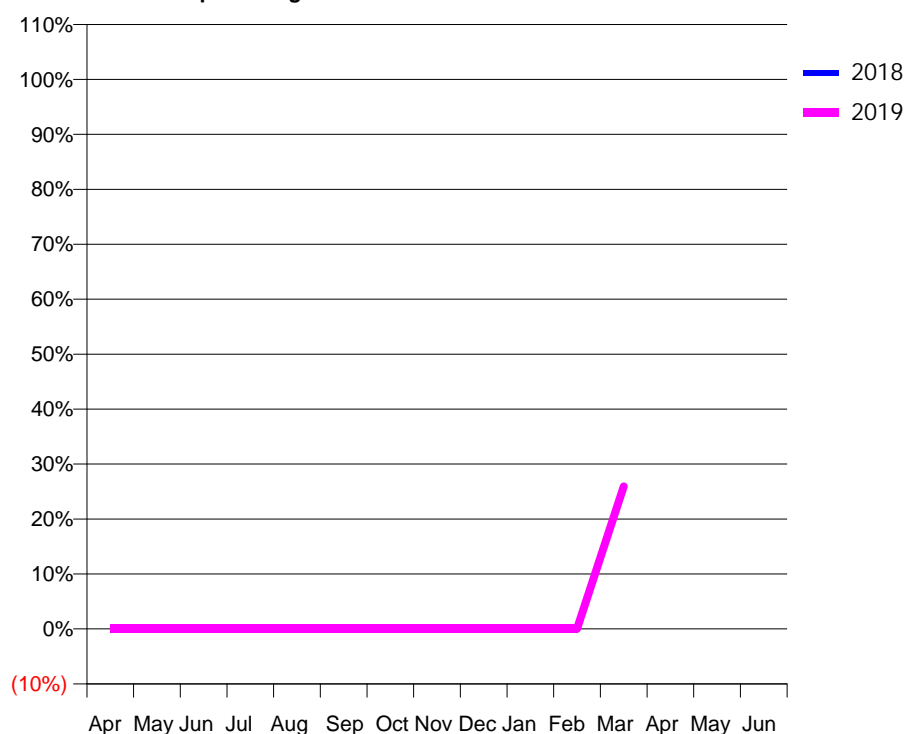
### Q55 - Vital Signs Orthodontic At a Glance Contract Report for 148369/0001 - March 2019

Name or company name	KH & GW Ltd	18/19 Contracted general activity (UDA)	30,382
Contract type name	GDS Contract	Carry forward general activity (UDA)	0
Purpose of contract	General and Orthodontic	18/19 Contracted orthodontic activity (UOA)	1,589
Contract start date	01/04/2008	Carry forward orthodontic activity (UOA)	0
Contract end date		Baseline contract value	£1,056,371.02

ACCESS	Contract	England and Wales
24 month ratio of assessments to patient IDs	1.02	1.08

ACTIVITY	Contract
Contract assess and fit appliances (case starts) as a percentage of Area Team case starts	0.3 %

Cumulative percentage of contracted UOA delivered 2018 & 2019



Adjusted Scheduled Activity (UOA)			
Month	2017	2018	2019
April	0	0	0
May	0	0	0
June	0	0	0
July	0	0	0
August	0	0	0
September	0	0	0
October	0	0	0
November	0	0	0
December	0	0	0
January	0	0	0
February	0	0	0
March	0	0	412
April	0	0	
May	0	0	
June	0	0	

### QUANTITY METRICS (rolling 12 month period)

	Contract Quantity	Contract Base Number	Contract *	Area Team	Region	England
% of all assessments that were assess and fit appliances (case starts)	18	52	34.6%	49.7%	57.1%	59.2%
% of all assessments that were assess and refuse	11	52	21.2%	9.6%	11.5%	12.0%
% of all assessments that were assess and review	23	52	44.2%	40.7%	31.4%	28.8%
% of case starts with a reported IOTN of 3 and Aesthetic Component of 5 or below	0	18	N/A	0.1%	0.1%	0.1%
% of case starts with a reported IOTN of 3 and Aesthetic Component of 6 or above	5	18	27.8%	3.1%	3.9%	3.9%
% of case starts with a reported IOTN of 4	11	18	61.1%	74.8%	75.9%	77.6%
% of case starts with a reported IOTN of 5	2	18	11.1%	21.2%	17.9%	16.7 %
% of concluded courses in receipt of dual-arch fixed appliances	0	0	N/A	69.3%	69.5%	72.9%
% of concluded courses where treatment was abandoned or discontinued	0	0	N/A	9.8%	9.7%	8.7%
% of patients satisfied with the treatment they have received	0	0	N/A	95.9%	95.2%	95.7%

\* Figures in italics indicate that the base number is less than 100.

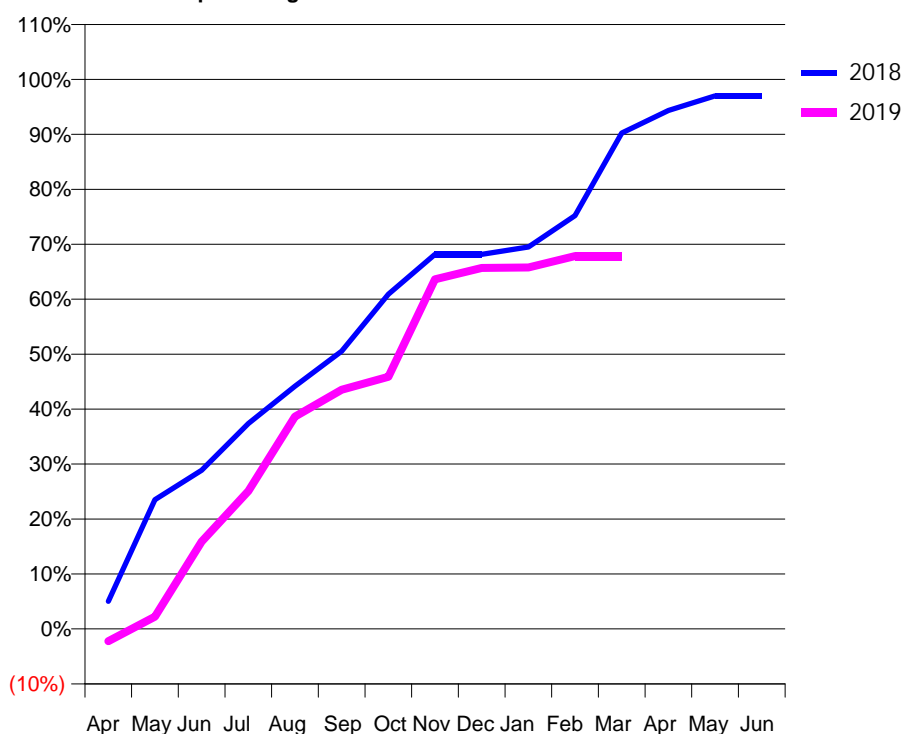
### Q55 - Vital Signs Orthodontic At a Glance Contract Report for 148369/0002 - March 2019

Name or company name	KH & GW Ltd	18/19 Contracted general activity (UDA)	0
Contract type name	GDS Contract	Carry forward general activity (UDA)	0
Purpose of contract	Orthodontic	18/19 Contracted orthodontic activity (UOA)	1,020
Contract start date	01/04/2008	Carry forward orthodontic activity (UOA)	48
Contract end date	21/11/2018	Baseline contract value	£0.66

ACCESS	Contract	England and Wales
24 month ratio of assessments to patient IDs	1.28	1.08

ACTIVITY	Contract
Contract assess and fit appliances (case starts) as a percentage of Area Team case starts	0.6 %

Cumulative percentage of contracted UOA delivered 2018 & 2019



Month	Adjusted Scheduled Activity (UOA)		
	2017	2018	2019
April	61	80	-23
May	271	374	23
June	460	459	162
July	799	594	256
August	946	702	394
September	1,009	803	444
October	1,157	968	468
November	1,430	1,083	649
December	1,558	1,083	670
January	1,579	1,104	671
February	1,579	1,195	692
March	1,583	1,434	692
April	1,584	1,499	
May	1,584	1,541	
June	1,585	1,541	

#### QUANTITY METRICS (rolling 12 month period)

	Contract Quantity	Contract Base Number	Contract *	Area Team	Region	England
% of all assessments that were assess and fit appliances (case starts)	37	107	34.6%	49.7%	57.1%	59.2%
% of all assessments that were assess and refuse	23	107	21.5%	9.6%	11.5%	12.0%
% of all assessments that were assess and review	47	107	43.9%	40.7%	31.4%	28.8%
% of case starts with a reported IOTN of 3 and Aesthetic Component of 5 or below	0	37	<i>N/A</i>	0.1%	0.1%	0.1%
% of case starts with a reported IOTN of 3 and Aesthetic Component of 6 or above	0	37	<i>N/A</i>	3.1%	3.9%	3.9%
% of case starts with a reported IOTN of 4	27	37	73.0%	74.8%	75.9%	77.6%
% of case starts with a reported IOTN of 5	10	37	27.0%	21.2%	17.9%	16.7 %
% of concluded courses in receipt of dual-arch fixed appliances	0	0	<i>N/A</i>	69.3%	69.5%	72.9%
% of concluded courses where treatment was abandoned or discontinued	0	0	<i>N/A</i>	9.8%	9.7%	8.7%
% of patients satisfied with the treatment they have received	0	0	<i>N/A</i>	95.9%	95.2%	95.7%

\* Figures in italics indicate that the base number is less than 100.

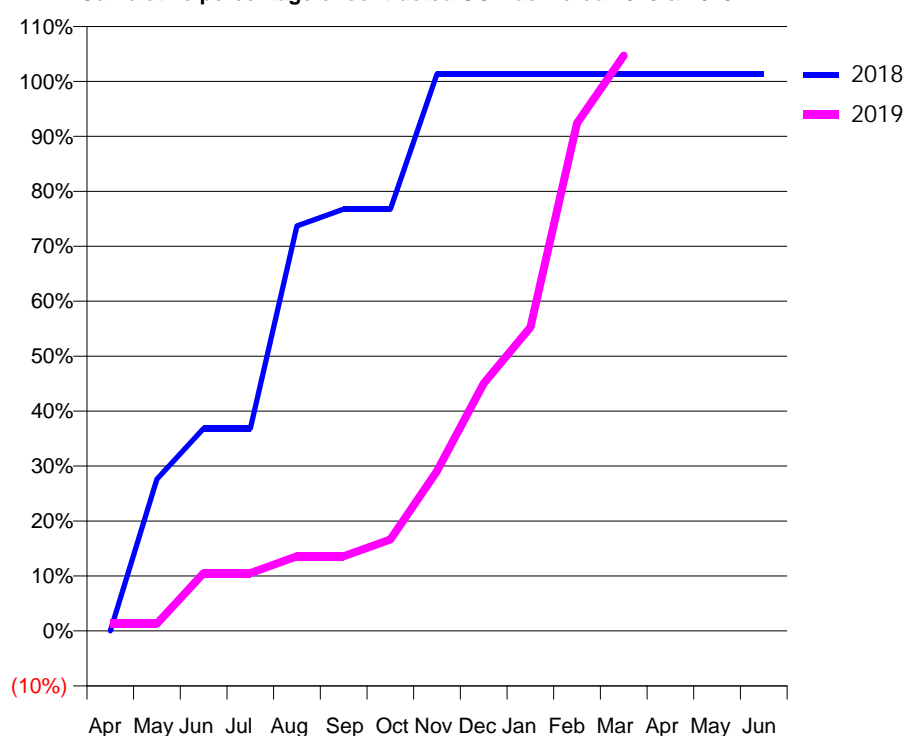
### Q55 - Vital Signs Orthodontic At a Glance Contract Report for 169544/0001 - March 2019

Name or company name	STEEPLE GRANGE SMILES LTD.,	18/19 Contracted general activity (UDA)	153
Contract type name	GDS Contract	Carry forward general activity (UDA)	-3
Purpose of contract	General and Orthodontic	18/19 Contracted orthodontic activity (UOA)	684
Contract start date	15/08/2008	Carry forward orthodontic activity (UOA)	-9
Contract end date		Baseline contract value	£51,420.21

ACCESS	Contract	England and Wales
24 month ratio of assessments to patient IDs	1.02	1.08

ACTIVITY	Contract
Contract assess and fit appliances (case starts) as a percentage of Area Team case starts	0.6 %

Cumulative percentage of contracted UOA delivered 2018 & 2019



Month	Adjusted Scheduled Activity (UOA)		
	2017	2018	2019
April	14	0	9
May	161	189	9
June	182	252	72
July	224	252	72
August	245	504	93
September	354	525	93
October	480	525	114
November	505	693	199
December	568	693	308
January	631	693	378
February	698	693	632
March	719	693	716
April	761	693	
May	761	693	
June	761	693	

#### QUANTITY METRICS (rolling 12 month period)

	Contract Quantity	Contract Base Number	Contract *	Area Team	Region	England
% of all assessments that were assess and fit appliances (case starts)	37	49	75.5%	49.7%	57.1%	59.2%
% of all assessments that were assess and refuse	7	49	14.3%	9.6%	11.5%	12.0%
% of all assessments that were assess and review	5	49	10.2%	40.7%	31.4%	28.8%
% of case starts with a reported IOTN of 3 and Aesthetic Component of 5 or below	0	37	N/A	0.1%	0.1%	0.1%
% of case starts with a reported IOTN of 3 and Aesthetic Component of 6 or above	0	37	N/A	3.1%	3.9%	3.9%
% of case starts with a reported IOTN of 4	35	37	94.6%	74.8%	75.9%	77.6%
% of case starts with a reported IOTN of 5	2	37	5.4%	21.2%	17.9%	16.7%
% of concluded courses in receipt of dual-arch fixed appliances	0	3	N/A	69.3%	69.5%	72.9%
% of concluded courses where treatment was abandoned or discontinued	0	3	0.0%	9.8%	9.7%	8.7%
% of patients satisfied with the treatment they have received	0	0	N/A	95.9%	95.2%	95.7%

\* Figures in italics indicate that the base number is less than 100.

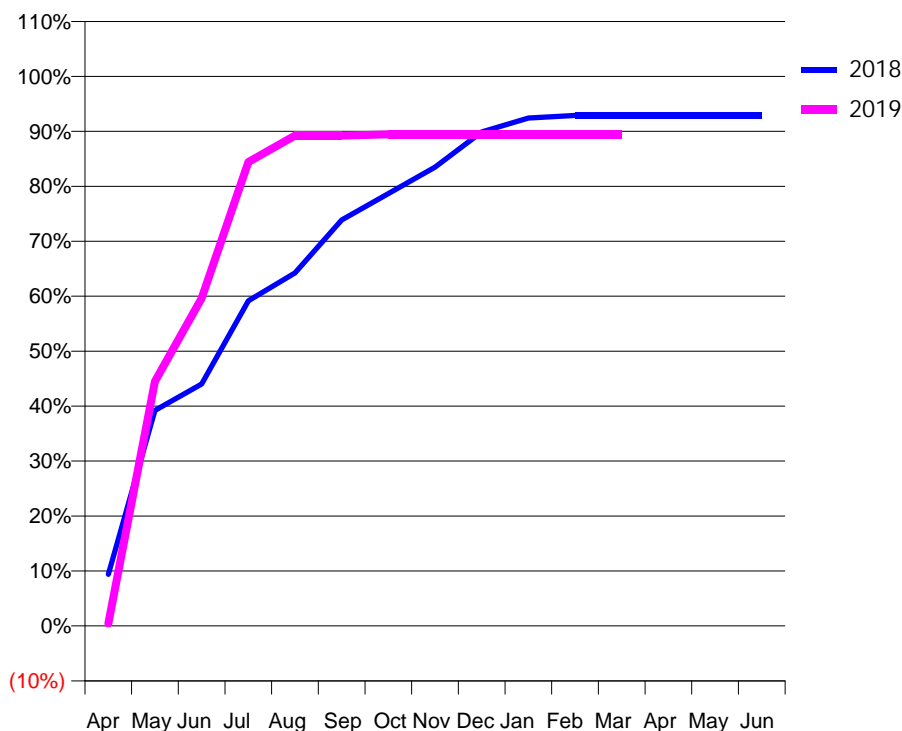
### Q55 - Vital Signs Orthodontic At a Glance Contract Report for 170739/0001 - March 2019

Name or company name	Trinity Terrace Dental Practice	18/19 Contracted general activity (UDA)	32,380
Contract type name	GDS Contract	Carry forward general activity (UDA)	0
Purpose of contract	General and Orthodontic	18/19 Contracted orthodontic activity (UOA)	436
Contract start date	02/08/2011	Carry forward orthodontic activity (UOA)	0
Contract end date		Baseline contract value	£727,433.78

ACCESS	Contract	England and Wales
24 month ratio of assessments to patient IDs	1.14	1.08

ACTIVITY	Contract
Contract assess and fit appliances (case starts) as a percentage of Area Team case starts	0.3 %

Cumulative percentage of contracted UOA delivered 2018 & 2019



Month	Adjusted Scheduled Activity (UOA)		
	2017	2018	2019
April	74	41	2
May	96	171	194
June	139	192	260
July	163	258	368
August	187	280	389
September	231	322	389
October	252	343	390
November	280	364	390
December	288	392	390
January	293	403	390
February	294	405	390
March	432	405	390
April	433	405	
May	433	405	
June	433	405	

### QUANTITY METRICS (rolling 12 month period)

	Contract Quantity	Contract Base Number	Contract *	Area Team	Region	England
% of all assessments that were assess and fit appliances (case starts)	18	30	60.0%	49.7%	57.1%	59.2%
% of all assessments that were assess and refuse	6	30	20.0%	9.6%	11.5%	12.0%
% of all assessments that were assess and review	6	30	20.0%	40.7%	31.4%	28.8%
% of case starts with a reported IOTN of 3 and Aesthetic Component of 5 or below	0	18	<i>N/A</i>	0.1%	0.1%	0.1%
% of case starts with a reported IOTN of 3 and Aesthetic Component of 6 or above	1	18	5.6%	3.1%	3.9%	3.9%
% of case starts with a reported IOTN of 4	15	18	83.3%	74.8%	75.9%	77.6%
% of case starts with a reported IOTN of 5	2	18	11.1%	21.2%	17.9%	16.7 %
% of concluded courses in receipt of dual-arch fixed appliances	16	19	84.2%	69.3%	69.5%	72.9%
% of concluded courses where treatment was abandoned or discontinued	2	19	10.5%	9.8%	9.7%	8.7%
% of patients satisfied with the treatment they have received	1	1	100.0%	95.9%	95.2%	95.7%

\* Figures in italics indicate that the base number is less than 100.

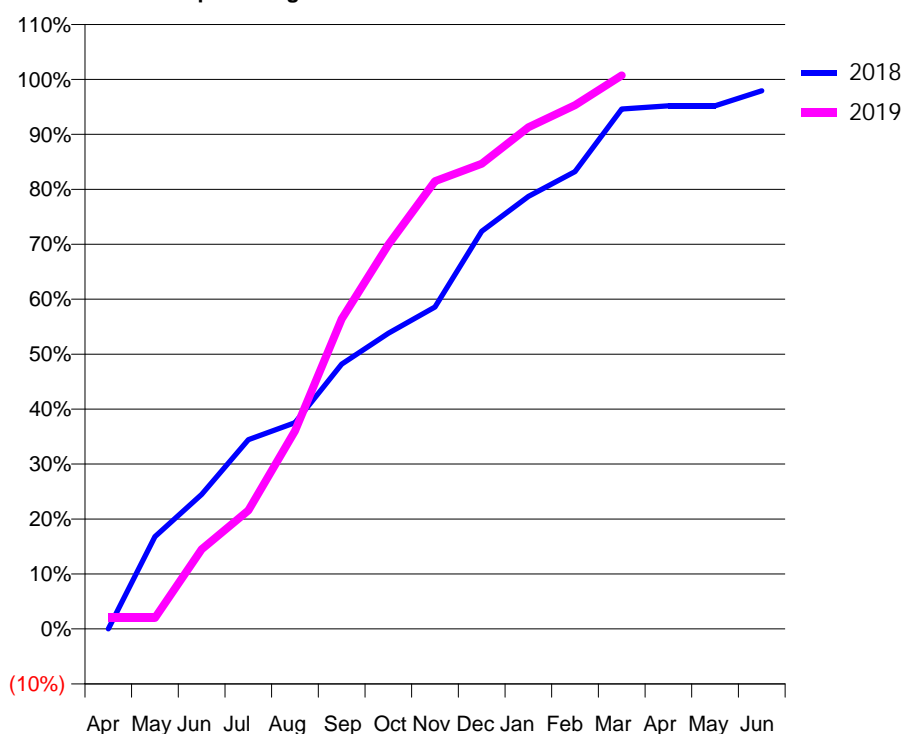
### Q55 - Vital Signs Orthodontic At a Glance Contract Report for 172464/0002 - March 2019

Name or company name	Charnwood Research Centre Limited T/A East Midle	18/19 Contracted general activity (UDA)	0
Contract type name	PDS Contract	Carry forward general activity (UDA)	0
Purpose of contract	Orthodontic	18/19 Contracted orthodontic activity (UOA)	8,563
Contract start date	28/03/2015	Carry forward orthodontic activity (UOA)	-171
Contract end date	29/05/2020	Baseline contract value	£584,739.76

ACCESS	Contract	England and Wales
24 month ratio of assessments to patient IDs	1.12	1.08

ACTIVITY	Contract
Contract assess and fit appliances (case starts) as a percentage of Area Team case starts	6.1 %

Cumulative percentage of contracted UOA delivered 2018 & 2019



Month	Adjusted Scheduled Activity (UOA)		
	2017	2018	2019
April	-289	0	171
May	-289	1,436	171
June	1,725	2,095	1,241
July	2,884	2,950	1,847
August	3,478	3,213	3,084
September	4,225	4,125	4,831
October	5,234	4,608	5,988
November	6,169	5,015	6,977
December	6,631	6,195	7,249
January	8,124	6,739	7,816
February	8,920	7,127	8,161
March	9,021	8,102	8,624
April	9,064	8,151	
May	9,662	8,151	
June	9,665	8,386	

#### QUANTITY METRICS (rolling 12 month period)

	Contract Quantity	Contract Base Number	Contract *	Area Team	Region	England
% of all assessments that were assess and fit appliances (case starts)	402	891	45.1%	49.7%	57.1%	59.2%
% of all assessments that were assess and refuse	114	891	12.8%	9.6%	11.5%	12.0%
% of all assessments that were assess and review	375	891	42.1%	40.7%	31.4%	28.8%
% of case starts with a reported IOTN of 3 and Aesthetic Component of 5 or below	0	402	N/A	0.1%	0.1%	0.1%
% of case starts with a reported IOTN of 3 and Aesthetic Component of 6 or above	4	402	1.0%	3.1%	3.9%	3.9%
% of case starts with a reported IOTN of 4	311	402	77.4%	74.8%	75.9%	77.6%
% of case starts with a reported IOTN of 5	75	402	18.7%	21.2%	17.9%	16.7 %
% of concluded courses in receipt of dual-arch fixed appliances	261	472	55.3%	69.3%	69.5%	72.9%
% of concluded courses where treatment was abandoned or discontinued	25	472	5.3%	9.8%	9.7%	8.7%
% of patients satisfied with the treatment they have received	5	5	100.0%	95.9%	95.2%	95.7%

\* Figures in italics indicate that the base number is less than 100.



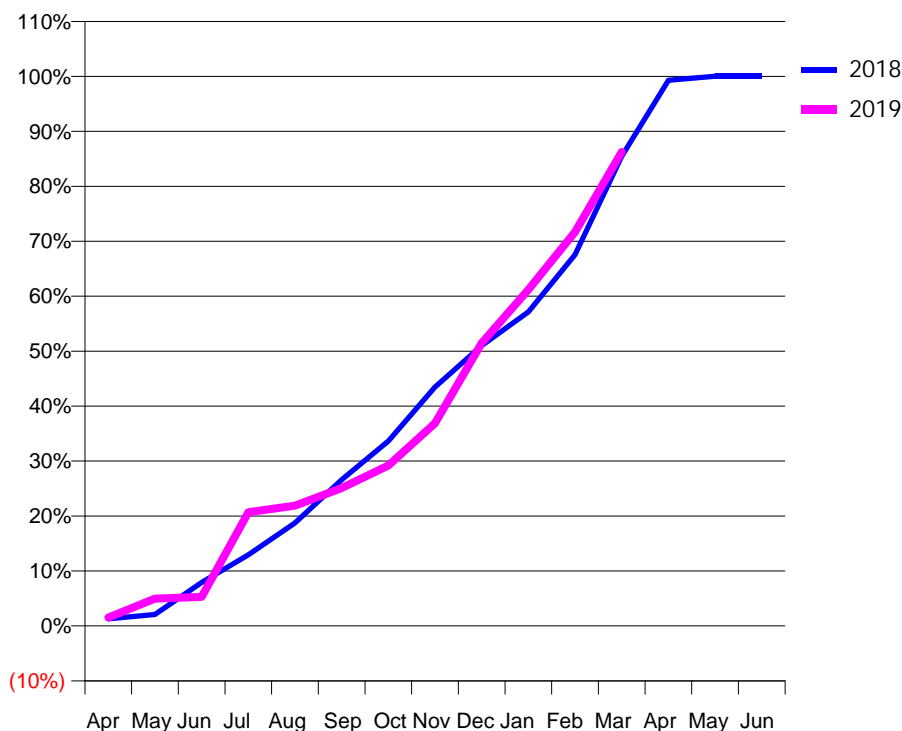
### Q55 - Vital Signs Orthodontic At a Glance Contract Report for 177261/0001 - March 2019

Name or company name	Orthoworld	18/19 Contracted general activity (UDA)	0
Contract type name	PDS Contract	Carry forward general activity (UDA)	0
Purpose of contract	Orthodontic	18/19 Contracted orthodontic activity (UOA)	8,676
Contract start date	01/04/2006	Carry forward orthodontic activity (UOA)	-2
Contract end date	29/05/2020	Baseline contract value	£595,591.65

ACCESS	Contract	England and Wales
24 month ratio of assessments to patient IDs	1.20	1.08

ACTIVITY	Contract
Contract assess and fit appliances (case starts) as a percentage of Area Team case starts	6.2 %

Cumulative percentage of contracted UOA delivered 2018 & 2019



Month	Adjusted Scheduled Activity (UOA)		
	2017	2018	2019
April	-99	112	134
May	-99	183	430
June	-99	686	460
July	-99	1,123	1,795
August	1,284	1,626	1,900
September	2,669	2,308	2,177
October	3,411	2,919	2,534
November	3,866	3,772	3,202
December	5,013	4,425	4,467
January	5,339	4,959	5,308
February	6,615	5,861	6,221
March	7,507	7,415	7,484
April	7,620	8,614	
May	7,650	8,678	
June	8,805	8,678	

#### QUANTITY METRICS (rolling 12 month period)

	Contract Quantity	Contract Base Number	Contract *	Area Team	Region	England
% of all assessments that were assess and fit appliances (case starts)	403	806	50.0%	49.7%	57.1%	59.2%
% of all assessments that were assess and refuse	66	806	8.2%	9.6%	11.5%	12.0%
% of all assessments that were assess and review	337	806	41.8%	40.7%	31.4%	28.8%
% of case starts with a reported IOTN of 3 and Aesthetic Component of 5 or below	1	403	0.2%	0.1%	0.1%	0.1%
% of case starts with a reported IOTN of 3 and Aesthetic Component of 6 or above	15	403	3.7%	3.1%	3.9%	3.9%
% of case starts with a reported IOTN of 4	282	403	70.0%	74.8%	75.9%	77.6%
% of case starts with a reported IOTN of 5	99	403	24.6%	21.2%	17.9%	16.7 %
% of concluded courses in receipt of dual-arch fixed appliances	181	290	62.4%	69.3%	69.5%	72.9%
% of concluded courses where treatment was abandoned or discontinued	23	290	7.9%	9.8%	9.7%	8.7%
% of patients satisfied with the treatment they have received	8	8	100.0%	95.9%	95.2%	95.7%

\* Figures in italics indicate that the base number is less than 100.

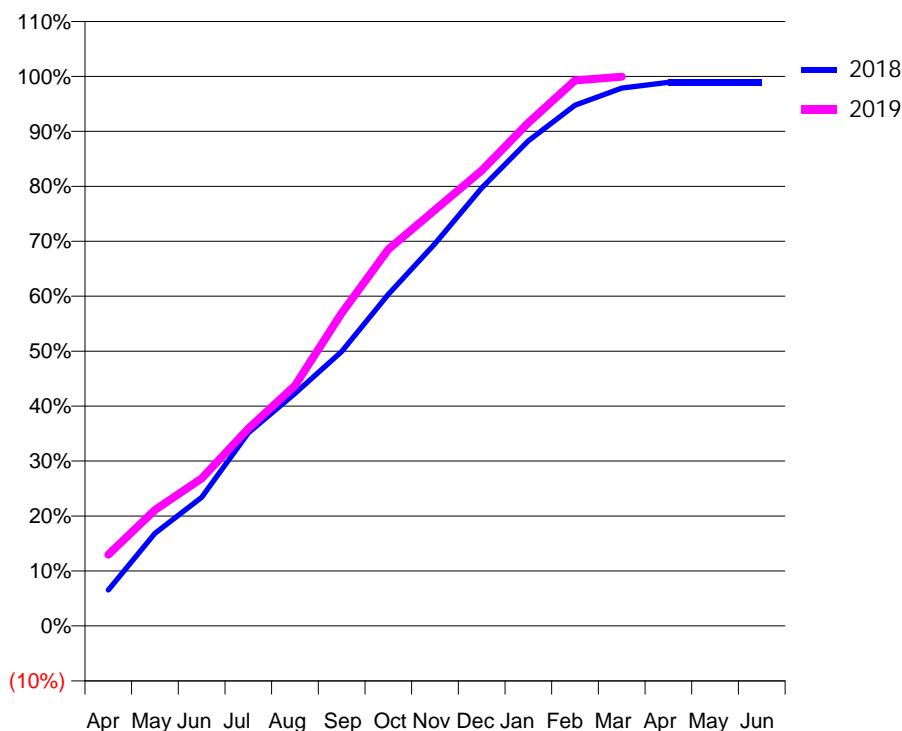
### Q55 - Vital Signs Orthodontic At a Glance Contract Report for 178764/0002 - March 2019

Name or company name	Smile by Design Limited	18/19 Contracted general activity (UDA)	0
Contract type name	PDS Contract	Carry forward general activity (UDA)	0
Purpose of contract	Orthodontic	18/19 Contracted orthodontic activity (UOA)	19,288
Contract start date	01/03/2014	Carry forward orthodontic activity (UOA)	136
Contract end date	31/10/2024	Baseline contract value	£1,215,908.92

ACCESS	Contract	England and Wales
24 month ratio of assessments to patient IDs	1.14	1.08

ACTIVITY	Contract
Contract assess and fit appliances (case starts) as a percentage of Area Team case starts	14.2 %

Cumulative percentage of contracted UOA delivered 2018 & 2019



Month	Adjusted Scheduled Activity (UOA)		
	2017	2018	2019
April	623	1,260	2,500
May	2,737	3,250	4,072
June	3,731	4,516	5,174
July	6,223	6,775	6,929
August	7,209	8,162	8,437
September	9,470	9,630	10,978
October	10,507	11,642	13,219
November	13,403	13,417	14,602
December	15,917	15,374	15,982
January	16,959	17,031	17,665
February	19,182	18,275	19,146
March	19,926	18,873	19,278
April	19,926	19,080	
May	19,949	19,080	
June	19,949	19,080	

### QUANTITY METRICS (rolling 12 month period)

	Contract Quantity	Contract Base Number	Contract *	Area Team	Region	England
% of all assessments that were assess and fit appliances (case starts)	926	1,474	62.8%	49.7%	57.1%	59.2%
% of all assessments that were assess and refuse	85	1,474	5.8%	9.6%	11.5%	12.0%
% of all assessments that were assess and review	463	1,474	31.4%	40.7%	31.4%	28.8%
% of case starts with a reported IOTN of 3 and Aesthetic Component of 5 or below	2	926	0.2%	0.1%	0.1%	0.1%
% of case starts with a reported IOTN of 3 and Aesthetic Component of 6 or above	11	926	1.2%	3.1%	3.9%	3.9%
% of case starts with a reported IOTN of 4	724	926	78.2%	74.8%	75.9%	77.6%
% of case starts with a reported IOTN of 5	188	926	20.3%	21.2%	17.9%	16.7 %
% of concluded courses in receipt of dual-arch fixed appliances	791	985	80.3%	69.3%	69.5%	72.9%
% of concluded courses where treatment was abandoned or discontinued	156	985	15.8%	9.8%	9.7%	8.7%
% of patients satisfied with the treatment they have received	17	17	100.0%	95.9%	95.2%	95.7%

\* Figures in italics indicate that the base number is less than 100.

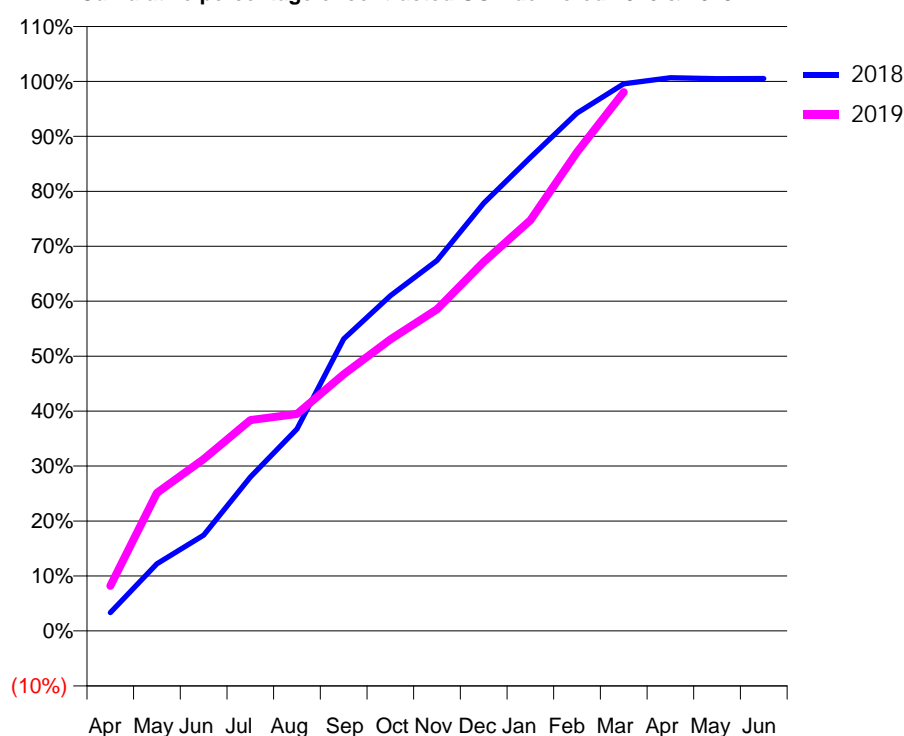
### Q55 - Vital Signs Orthodontic At a Glance Contract Report for 183067/0002 - March 2019

Name or company name	Refine Specialist Dental Care Limited	18/19 Contracted general activity (UDA)	0
Contract type name	PDS Contract	Carry forward general activity (UDA)	0
Purpose of contract	Orthodontic	18/19 Contracted orthodontic activity (UOA)	7,396
Contract start date	01/04/2011	Carry forward orthodontic activity (UOA)	-89
Contract end date	21/08/2020	Baseline contract value	£452,062.22

ACCESS	Contract	England and Wales
24 month ratio of assessments to patient IDs	1.09	1.08

ACTIVITY	Contract
Contract assess and fit appliances (case starts) as a percentage of Area Team case starts	5.3 %

Cumulative percentage of contracted UOA delivered 2018 & 2019



Month	Adjusted Scheduled Activity (UOA)		
	2017	2018	2019
April	138	246	605
May	138	903	1,858
June	1,236	1,289	2,312
July	1,981	2,070	2,838
August	3,242	2,717	2,919
September	4,575	3,930	3,454
October	5,406	4,512	3,925
November	6,384	4,985	4,329
December	6,699	5,757	4,966
January	7,493	6,372	5,528
February	7,996	6,968	6,445
March	8,807	7,363	7,252
April	9,497	7,445	
May	9,497	7,431	
June	9,499	7,434	

### QUANTITY METRICS (rolling 12 month period)

	Contract Quantity	Contract Base Number	Contract *	Area Team	Region	England
% of all assessments that were assess and fit appliances (case starts)	345	559	61.7%	49.7%	57.1%	59.2%
% of all assessments that were assess and refuse	0	559	0.0%	9.6%	11.5%	12.0%
% of all assessments that were assess and review	214	559	38.3%	40.7%	31.4%	28.8%
% of case starts with a reported IOTN of 3 and Aesthetic Component of 5 or below	0	345	N/A	0.1%	0.1%	0.1%
% of case starts with a reported IOTN of 3 and Aesthetic Component of 6 or above	19	345	5.5%	3.1%	3.9%	3.9%
% of case starts with a reported IOTN of 4	273	345	79.1%	74.8%	75.9%	77.6%
% of case starts with a reported IOTN of 5	51	345	14.8%	21.2%	17.9%	16.7 %
% of concluded courses in receipt of dual-arch fixed appliances	195	246	79.3%	69.3%	69.5%	72.9%
% of concluded courses where treatment was abandoned or discontinued	21	246	8.5%	9.8%	9.7%	8.7%
% of patients satisfied with the treatment they have received	5	6	83.3%	95.9%	95.2%	95.7%

\* Figures in italics indicate that the base number is less than 100.

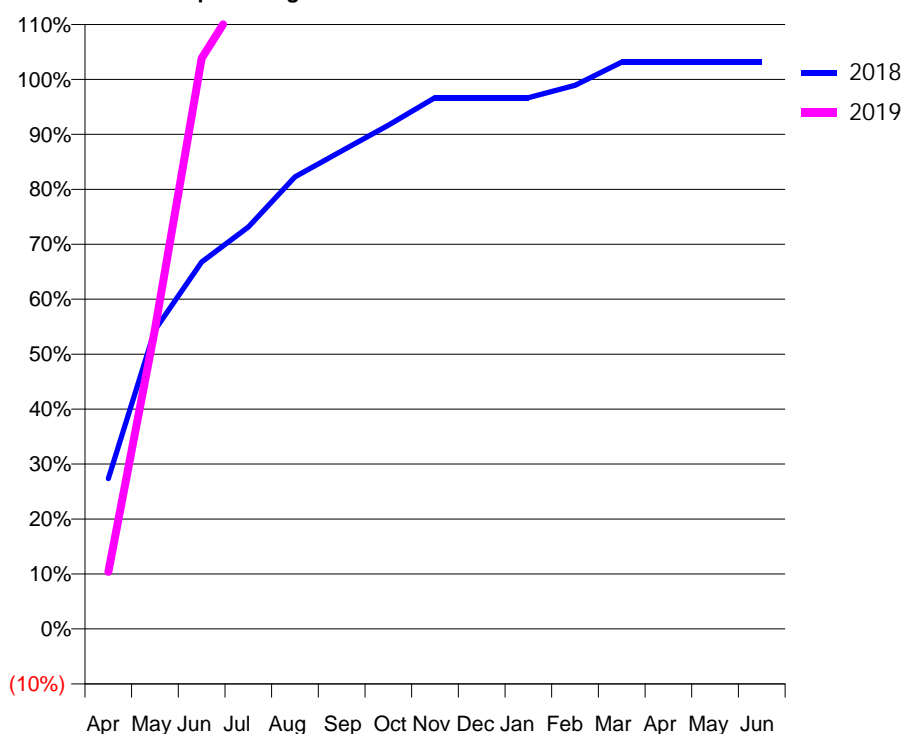
### Q55 - Vital Signs Orthodontic At a Glance Contract Report for 183830/0002 - March 2019

Name or company name	KH & GW Ltd	18/19 Contracted general activity (UDA)	0
Contract type name	GDS Contract	Carry forward general activity (UDA)	0
Purpose of contract	Orthodontic	18/19 Contracted orthodontic activity (UOA)	655
Contract start date	01/04/2008	Carry forward orthodontic activity (UOA)	0
Contract end date	21/11/2018	Baseline contract value	£45,128.65

ACCESS	Contract	England and Wales
24 month ratio of assessments to patient IDs	1.17	1.08

ACTIVITY	Contract
Contract assess and fit appliances (case starts) as a percentage of Area Team case starts	0.7 %

Cumulative percentage of contracted UOA delivered 2018 & 2019



Month	Adjusted Scheduled Activity (UOA)		
	2017	2018	2019
April	232	279	68
May	379	555	357
June	631	681	680
July	743	746	768
August	873	839	882
September	983	887	972
October	988	935	1,016
November	991	986	1,018
December	998	986	1,019
January	998	986	1,019
February	999	1,009	1,019
March	1,023	1,052	1,019
April	1,024	1,052	
May	1,024	1,052	
June	1,024	1,052	

### QUANTITY METRICS (rolling 12 month period)

	Contract Quantity	Contract Base Number	Contract *	Area Team	Region	England
% of all assessments that were assess and fit appliances (case starts)	46	99	46.5%	49.7%	57.1%	59.2%
% of all assessments that were assess and refuse	11	99	11.1%	9.6%	11.5%	12.0%
% of all assessments that were assess and review	42	99	42.4%	40.7%	31.4%	28.8%
% of case starts with a reported IOTN of 3 and Aesthetic Component of 5 or below	0	46	N/A	0.1%	0.1%	0.1%
% of case starts with a reported IOTN of 3 and Aesthetic Component of 6 or above	3	46	6.5%	3.1%	3.9%	3.9%
% of case starts with a reported IOTN of 4	32	46	69.6%	74.8%	75.9%	77.6%
% of case starts with a reported IOTN of 5	11	46	23.9%	21.2%	17.9%	16.7%
% of concluded courses in receipt of dual-arch fixed appliances	18	27	66.7%	69.3%	69.5%	72.9%
% of concluded courses where treatment was abandoned or discontinued	2	27	7.4%	9.8%	9.7%	8.7%
% of patients satisfied with the treatment they have received	1	1	100.0%	95.9%	95.2%	95.7%

\* Figures in italics indicate that the base number is less than 100.

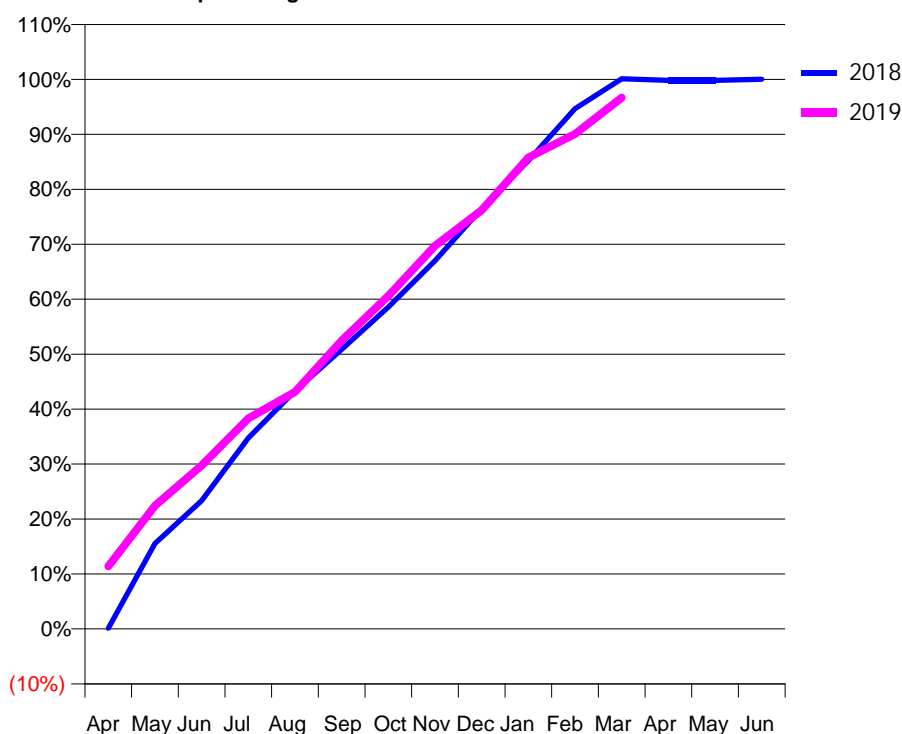
### Q55 - Vital Signs Orthodontic At a Glance Contract Report for 189081/0001 - March 2019

Name or company name	Mansfield Orthodontic Practice Ltd	18/19 Contracted general activity (UDA)	0
Contract type name	PDS Contract	Carry forward general activity (UDA)	0
Purpose of contract	Orthodontic	18/19 Contracted orthodontic activity (UOA)	20,629
Contract start date	01/09/2007	Carry forward orthodontic activity (UOA)	-6
Contract end date	29/05/2020	Baseline contract value	£1,440,200.66

ACCESS	Contract	England and Wales
24 month ratio of assessments to patient IDs	1.11	1.08

ACTIVITY	Contract
Contract assess and fit appliances (case starts) as a percentage of Area Team case starts	17.1 %

Cumulative percentage of contracted UOA delivered 2018 & 2019



Month	Adjusted Scheduled Activity (UOA)		
	2017	2018	2019
April	-98	26	2,354
May	-98	3,208	4,624
June	-98	4,813	6,134
July	-98	7,172	7,901
August	-98	8,933	8,894
September	1,451	10,490	10,825
October	3,000	12,089	12,504
November	6,163	13,819	14,378
December	14,668	15,777	15,717
January	16,210	17,584	17,694
February	16,820	19,524	18,581
March	19,724	20,651	19,940
April	20,382	20,592	
May	20,447	20,593	
June	20,590	20,635	

### QUANTITY METRICS (rolling 12 month period)

	Contract Quantity	Contract Base Number	Contract *	Area Team	Region	England
% of all assessments that were assess and fit appliances (case starts)	1,118	1,707	65.5%	49.7%	57.1%	59.2%
% of all assessments that were assess and refuse	127	1,707	7.4%	9.6%	11.5%	12.0%
% of all assessments that were assess and review	462	1,707	27.1%	40.7%	31.4%	28.8%
% of case starts with a reported IOTN of 3 and Aesthetic Component of 5 or below	0	1,118	N/A	0.1%	0.1%	0.1%
% of case starts with a reported IOTN of 3 and Aesthetic Component of 6 or above	3	1,118	0.3%	3.1%	3.9%	3.9%
% of case starts with a reported IOTN of 4	768	1,118	68.7%	74.8%	75.9%	77.6%
% of case starts with a reported IOTN of 5	340	1,118	30.4%	21.2%	17.9%	16.7 %
% of concluded courses in receipt of dual-arch fixed appliances	653	819	79.7%	69.3%	69.5%	72.9%
% of concluded courses where treatment was abandoned or discontinued	67	819	8.2%	9.8%	9.7%	8.7%
% of patients satisfied with the treatment they have received	13	15	86.7%	95.9%	95.2%	95.7%

\* Figures in italics indicate that the base number is less than 100.

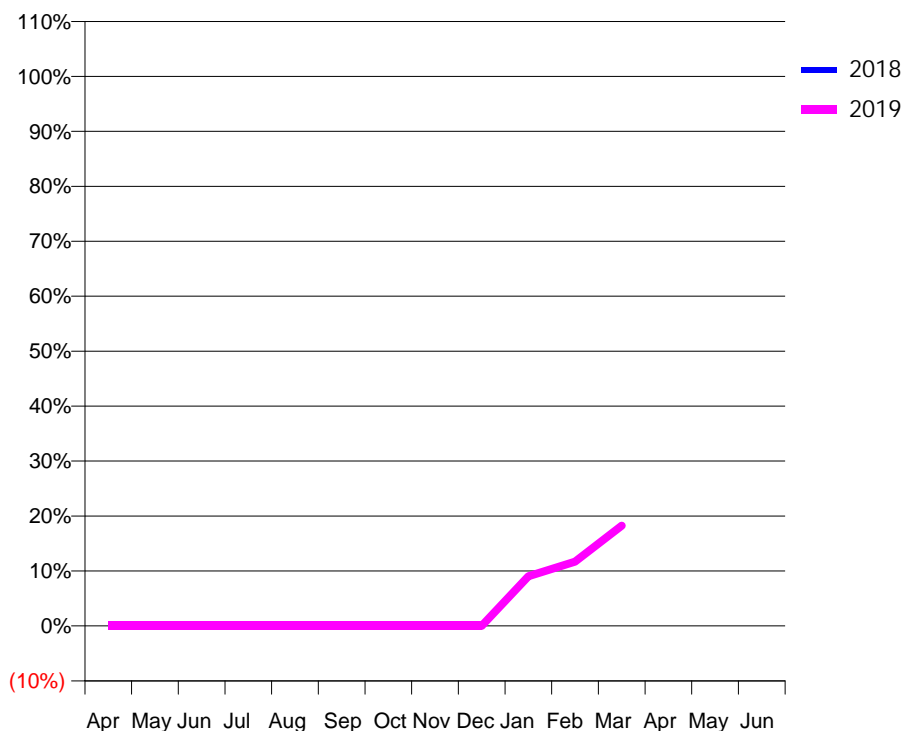
### Q55 - Vital Signs Orthodontic At a Glance Contract Report for 193437/0001 - March 2019

Name or company name	Risley Hill Dental	18/19 Contracted general activity (UDA)	21,464
Contract type name	GDS Contract	Carry forward general activity (UDA)	0
Purpose of contract	General and Orthodontic	18/19 Contracted orthodontic activity (UOA)	1,019
Contract start date	29/09/2015	Carry forward orthodontic activity (UOA)	0
Contract end date		Baseline contract value	£825,731.38

ACCESS	Contract	England and Wales
24 month ratio of assessments to patient IDs	1.00	1.08

ACTIVITY	Contract
Contract assess and fit appliances (case starts) as a percentage of Area Team case starts	0.1 %

Cumulative percentage of contracted UOA delivered 2018 & 2019



Month	Adjusted Scheduled Activity (UOA)		
	2017	2018	2019
April	0	0	0
May	0	0	0
June	0	0	0
July	0	0	0
August	0	0	0
September	0	0	0
October	0	0	0
November	0	0	0
December	0	0	0
January	0	0	92
February	0	0	119
March	0	0	186
April	0	0	
May	0	0	
June	0	0	

#### QUANTITY METRICS (rolling 12 month period)

	Contract Quantity	Contract Base Number	Contract *	Area Team	Region	England
% of all assessments that were assess and fit appliances (case starts)	8	26	30.8%	49.7%	57.1%	59.2%
% of all assessments that were assess and refuse	10	26	38.5%	9.6%	11.5%	12.0%
% of all assessments that were assess and review	8	26	30.8%	40.7%	31.4%	28.8%
% of case starts with a reported IOTN of 3 and Aesthetic Component of 5 or below	0	8	<i>N/A</i>	0.1%	0.1%	0.1%
% of case starts with a reported IOTN of 3 and Aesthetic Component of 6 or above	0	8	<i>N/A</i>	3.1%	3.9%	3.9%
% of case starts with a reported IOTN of 4	6	8	75.0%	74.8%	75.9%	77.6%
% of case starts with a reported IOTN of 5	2	8	25.0%	21.2%	17.9%	16.7 %
% of concluded courses in receipt of dual-arch fixed appliances	6	6	100.0%	69.3%	69.5%	72.9%
% of concluded courses where treatment was abandoned or discontinued	0	6	0.0%	9.8%	9.7%	8.7%
% of patients satisfied with the treatment they have received	0	0	<i>N/A</i>	95.9%	95.2%	95.7%

\* Figures in italics indicate that the base number is less than 100.

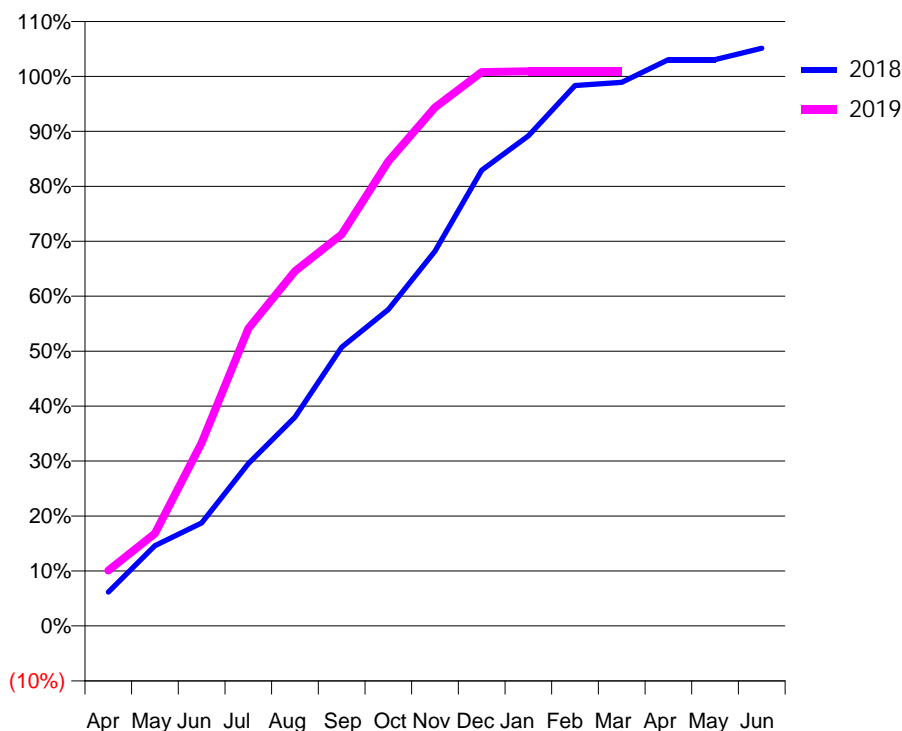
### Q55 - Vital Signs Orthodontic At a Glance Contract Report for 193437/0002 - March 2019

Name or company name	Risley Hill Dental	18/19 Contracted general activity (UDA)	0
Contract type name	GDS Contract	Carry forward general activity (UDA)	0
Purpose of contract	Orthodontic	18/19 Contracted orthodontic activity (UOA)	654
Contract start date	29/09/2015	Carry forward orthodontic activity (UOA)	-20
Contract end date	21/11/2018	Baseline contract value	£0.66

ACCESS	Contract	England and Wales
24 month ratio of assessments to patient IDs	1.08	1.08

ACTIVITY	Contract
Contract assess and fit appliances (case starts) as a percentage of Area Team case starts	0.5 %

Cumulative percentage of contracted UOA delivered 2018 & 2019



Month	Adjusted Scheduled Activity (UOA)		
	2017	2018	2019
April	86	63	66
May	171	149	110
June	215	191	218
July	192	301	354
August	318	387	422
September	429	517	466
October	600	587	553
November	686	695	617
December	837	845	659
January	881	909	660
February	1,012	1,002	660
March	1,055	1,008	660
April	1,076	1,050	
May	1,076	1,050	
June	1,076	1,071	

### QUANTITY METRICS (rolling 12 month period)

	Contract Quantity	Contract Base Number	Contract *	Area Team	Region	England
% of all assessments that were assess and fit appliances (case starts)	33	65	50.8%	49.7%	57.1%	59.2%
% of all assessments that were assess and refuse	23	65	35.4%	9.6%	11.5%	12.0%
% of all assessments that were assess and review	9	65	13.8%	40.7%	31.4%	28.8%
% of case starts with a reported IOTN of 3 and Aesthetic Component of 5 or below	0	33	N/A	0.1%	0.1%	0.1%
% of case starts with a reported IOTN of 3 and Aesthetic Component of 6 or above	0	33	N/A	3.1%	3.9%	3.9%
% of case starts with a reported IOTN of 4	21	33	63.6%	74.8%	75.9%	77.6%
% of case starts with a reported IOTN of 5	12	33	36.4%	21.2%	17.9%	16.7%
% of concluded courses in receipt of dual-arch fixed appliances	23	23	100.0%	69.3%	69.5%	72.9%
% of concluded courses where treatment was abandoned or discontinued	0	23	0.0%	9.8%	9.7%	8.7%
% of patients satisfied with the treatment they have received	0	0	N/A	95.9%	95.2%	95.7%

\* Figures in italics indicate that the base number is less than 100.

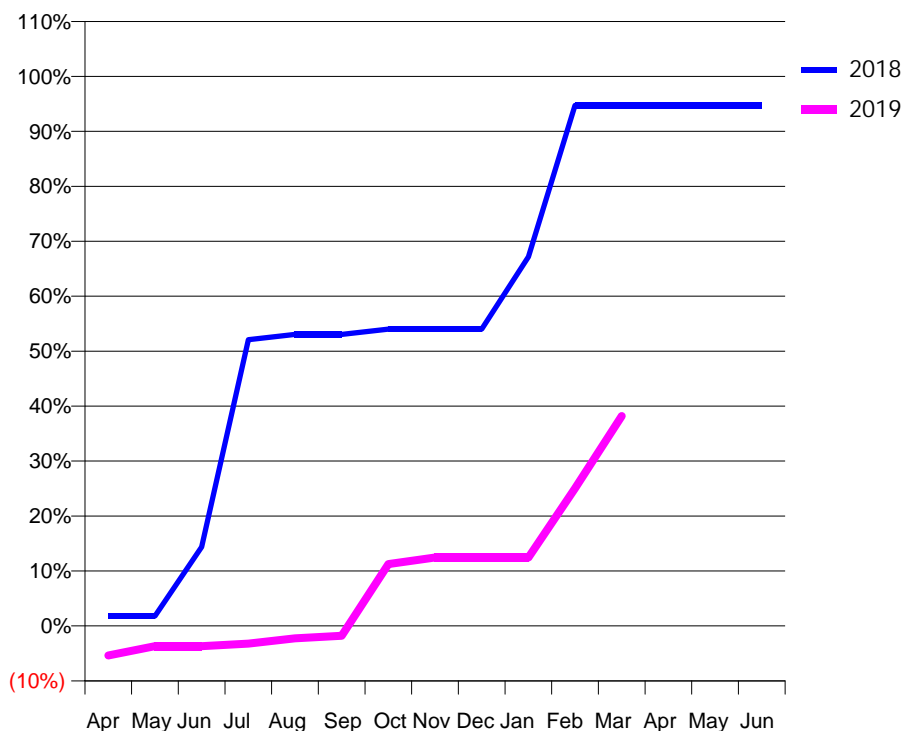
### Q55 - Vital Signs Orthodontic At a Glance Contract Report for 197572/0001 - March 2019

Name or company name	Buxton Dental Practice	18/19 Contracted general activity (UDA)	4,594
Contract type name	GDS Contract	Carry forward general activity (UDA)	-1
Purpose of contract	General and Orthodontic	18/19 Contracted orthodontic activity (UOA)	167
Contract start date	08/11/2012	Carry forward orthodontic activity (UOA)	9
Contract end date		Baseline contract value	£128,515.52

ACCESS	Contract	England and Wales
24 month ratio of assessments to patient IDs	1.13	1.08

ACTIVITY	Contract
Contract assess and fit appliances (case starts) as a percentage of Area Team case starts	0.0 %

Cumulative percentage of contracted UOA delivered 2018 & 2019



Month	Adjusted Scheduled Activity (UOA)		
	2017	2018	2019
April	0	3	-9
May	22	3	-6
June	22	24	-6
July	23	87	-5
August	44	89	-4
September	44	89	-3
October	66	90	19
November	150	90	21
December	109	90	21
January	130	112	21
February	131	158	42
March	173	158	64
April	173	158	
May	173	158	
June	173	158	

#### QUANTITY METRICS (rolling 12 month period)

	Contract Quantity	Contract Base Number	Contract *	Area Team	Region	England
% of all assessments that were assess and fit appliances (case starts)	3	8	37.5%	49.7%	57.1%	59.2%
% of all assessments that were assess and refuse	0	8	0.0%	9.6%	11.5%	12.0%
% of all assessments that were assess and review	5	8	62.5%	40.7%	31.4%	28.8%
% of case starts with a reported IOTN of 3 and Aesthetic Component of 5 or below	0	3	N/A	0.1%	0.1%	0.1%
% of case starts with a reported IOTN of 3 and Aesthetic Component of 6 or above	0	3	N/A	3.1%	3.9%	3.9%
% of case starts with a reported IOTN of 4	2	3	66.7%	74.8%	75.9%	77.6%
% of case starts with a reported IOTN of 5	0	3	N/A	21.2%	17.9%	16.7 %
% of concluded courses in receipt of dual-arch fixed appliances	0	0	N/A	69.3%	69.5%	72.9%
% of concluded courses where treatment was abandoned or discontinued	0	0	N/A	9.8%	9.7%	8.7%
% of patients satisfied with the treatment they have received	0	0	N/A	95.9%	95.2%	95.7%

\* Figures in italics indicate that the base number is less than 100.



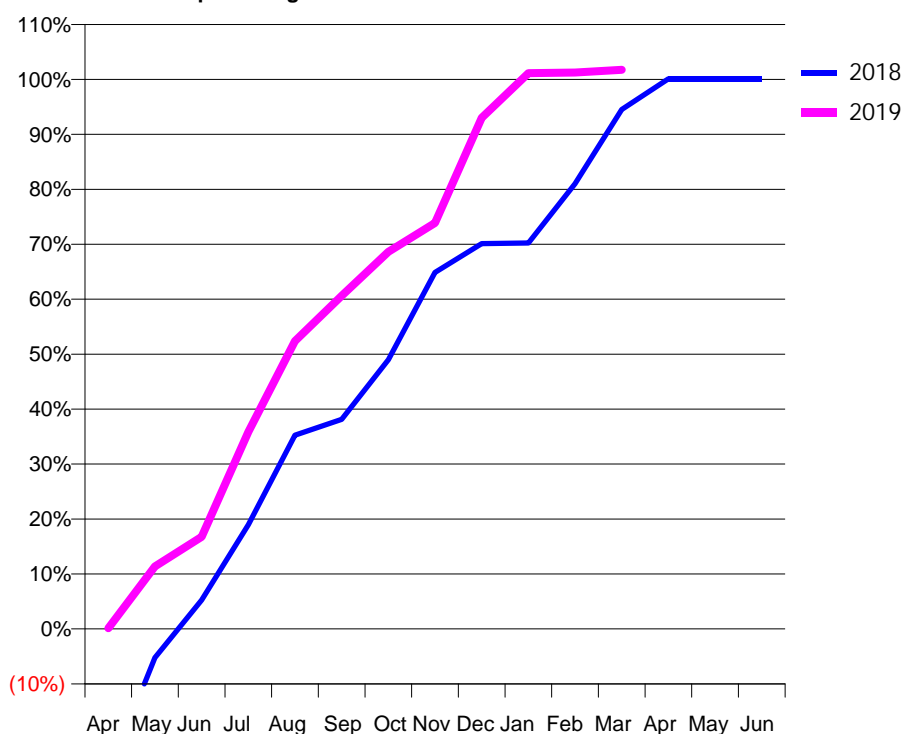
### Q55 - Vital Signs Orthodontic At a Glance Contract Report for 269891/0001 - March 2019

Name or company name	Westdale Dental	18/19 Contracted general activity (UDA)	24,872
Contract type name	GDS Contract	Carry forward general activity (UDA)	310
Purpose of contract	General and Orthodontic	18/19 Contracted orthodontic activity (UOA)	800
Contract start date	01/04/2008	Carry forward orthodontic activity (UOA)	-1
Contract end date		Baseline contract value	£670,105.82

ACCESS	Contract	England and Wales
24 month ratio of assessments to patient IDs	1.01	1.08

ACTIVITY	Contract
Contract assess and fit appliances (case starts) as a percentage of Area Team case starts	0.6 %

Cumulative percentage of contracted UOA delivered 2018 & 2019



Month	Adjusted Scheduled Activity (UOA)		
	2017	2018	2019
April	13	-212	1
May	167	-42	91
June	191	42	134
July	263	152	287
August	306	282	419
September	369	305	485
October	733	392	549
November	844	519	591
December	957	561	744
January	1,023	562	809
February	1,173	648	810
March	1,237	756	814
April	1,237	801	
May	1,237	801	
June	1,237	801	

### QUANTITY METRICS (rolling 12 month period)

	Contract Quantity	Contract Base Number	Contract *	Area Team	Region	England
% of all assessments that were assess and fit appliances (case starts)	41	73	56.2%	49.7%	57.1%	59.2%
% of all assessments that were assess and refuse	1	73	1.4%	9.6%	11.5%	12.0%
% of all assessments that were assess and review	31	73	42.5%	40.7%	31.4%	28.8%
% of case starts with a reported IOTN of 3 and Aesthetic Component of 5 or below	0	41	N/A	0.1%	0.1%	0.1%
% of case starts with a reported IOTN of 3 and Aesthetic Component of 6 or above	0	41	N/A	3.1%	3.9%	3.9%
% of case starts with a reported IOTN of 4	33	41	80.5%	74.8%	75.9%	77.6%
% of case starts with a reported IOTN of 5	6	41	14.6%	21.2%	17.9%	16.7%
% of concluded courses in receipt of dual-arch fixed appliances	45	49	91.8%	69.3%	69.5%	72.9%
% of concluded courses where treatment was abandoned or discontinued	2	49	4.1%	9.8%	9.7%	8.7%
% of patients satisfied with the treatment they have received	1	1	100.0%	95.9%	95.2%	95.7%

\* Figures in italics indicate that the base number is less than 100.

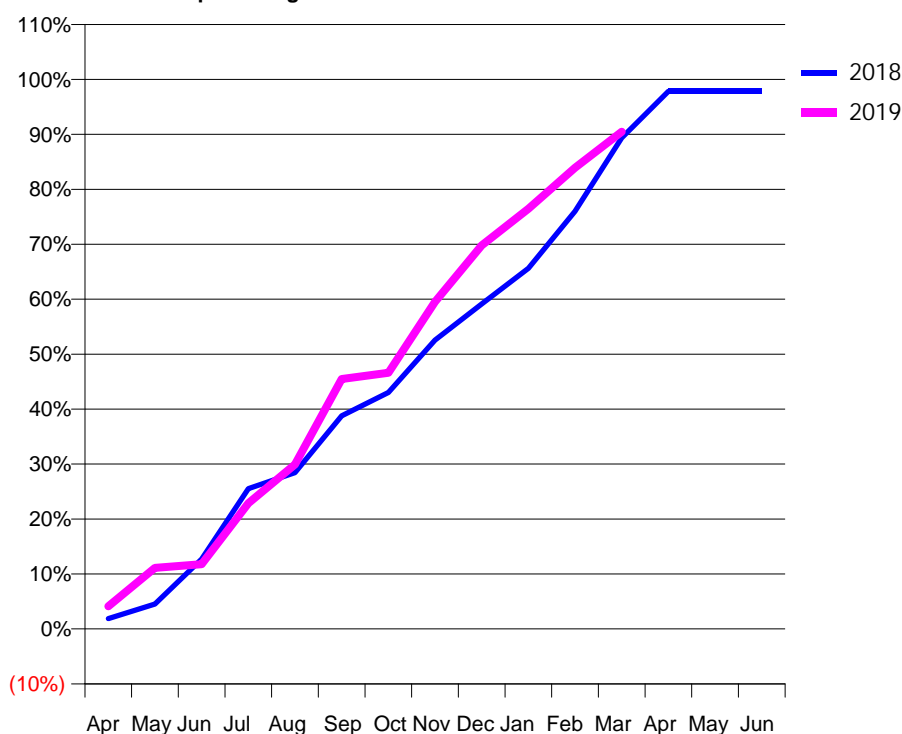
### Q55 - Vital Signs Orthodontic At a Glance Contract Report for 331864/0001 - March 2019

Name or company name	MISS L KO	18/19 Contracted general activity (UDA)	28,035
Contract type name	GDS Contract	Carry forward general activity (UDA)	0
Purpose of contract	General and Orthodontic	18/19 Contracted orthodontic activity (UOA)	1,062
Contract start date	01/04/2006	Carry forward orthodontic activity (UOA)	0
Contract end date		Baseline contract value	£735,193.19

ACCESS	Contract	England and Wales
24 month ratio of assessments to patient IDs	1.22	1.08

ACTIVITY	Contract
Contract assess and fit appliances (case starts) as a percentage of Area Team case starts	0.7 %

Cumulative percentage of contracted UOA delivered 2018 & 2019



Month	Adjusted Scheduled Activity (UOA)		
	2017	2018	2019
April	78	20	44
May	101	48	118
June	170	135	125
July	265	271	243
August	421	302	318
September	515	412	483
October	539	457	495
November	616	558	632
December	641	628	741
January	712	697	812
February	879	807	891
March	995	949	961
April	1,039	1,039	
May	1,039	1,039	
June	1,039	1,039	

#### QUANTITY METRICS (rolling 12 month period)

	Contract Quantity	Contract Base Number	Contract *	Area Team	Region	England
% of all assessments that were assess and fit appliances (case starts)	44	171	25.7%	49.7%	57.1%	59.2%
% of all assessments that were assess and refuse	9	171	5.3%	9.6%	11.5%	12.0%
% of all assessments that were assess and review	118	171	69.0%	40.7%	31.4%	28.8%
% of case starts with a reported IOTN of 3 and Aesthetic Component of 5 or below	0	44	<i>N/A</i>	0.1%	0.1%	0.1%
% of case starts with a reported IOTN of 3 and Aesthetic Component of 6 or above	0	44	<i>N/A</i>	3.1%	3.9%	3.9%
% of case starts with a reported IOTN of 4	40	44	90.9%	74.8%	75.9%	77.6%
% of case starts with a reported IOTN of 5	4	44	9.1%	21.2%	17.9%	16.7%
% of concluded courses in receipt of dual-arch fixed appliances	5	37	13.5%	69.3%	69.5%	72.9%
% of concluded courses where treatment was abandoned or discontinued	9	37	24.3%	9.8%	9.7%	8.7%
% of patients satisfied with the treatment they have received	1	1	100.0%	95.9%	95.2%	95.7%

\* Figures in italics indicate that the base number is less than 100.

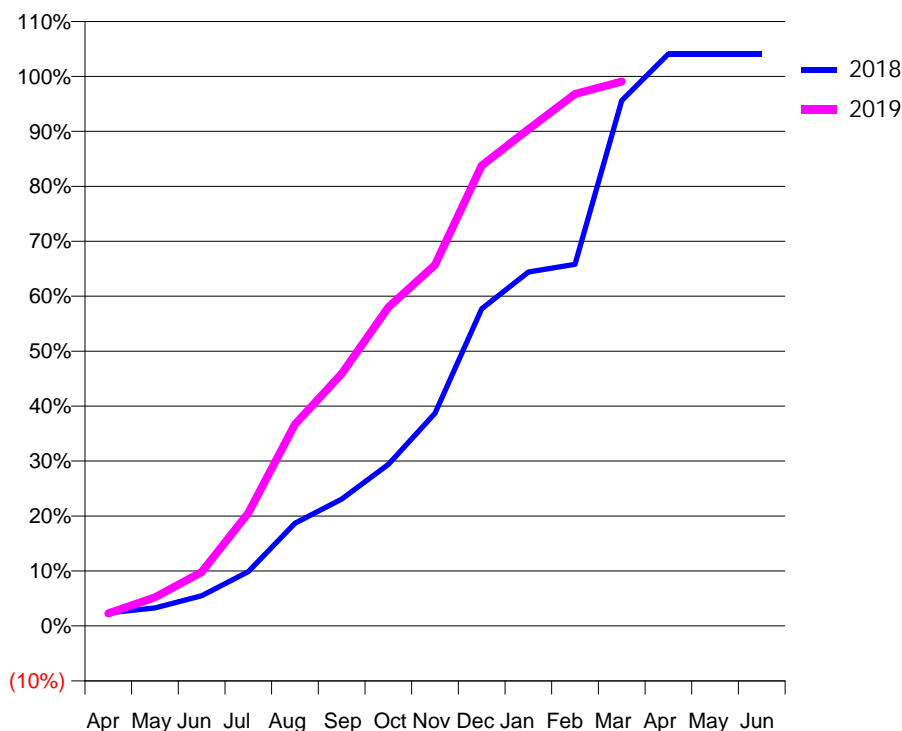
### Q55 - Vital Signs Orthodontic At a Glance Contract Report for 361054/0001 - March 2019

Name or company name	MISS CL WILLIAMS	18/19 Contracted general activity (UDA)	0
Contract type name	PDS Contract	Carry forward general activity (UDA)	0
Purpose of contract	Orthodontic	18/19 Contracted orthodontic activity (UOA)	1,000
Contract start date	01/04/2012	Carry forward orthodontic activity (UOA)	-20
Contract end date	31/03/2019	Baseline contract value	£58,441.64

ACCESS	Contract	England and Wales
24 month ratio of assessments to patient IDs	1.14	1.08

ACTIVITY	Contract
Contract assess and fit appliances (case starts) as a percentage of Area Team case starts	0.8 %

Cumulative percentage of contracted UOA delivered 2018 & 2019



Month	Adjusted Scheduled Activity (UOA)		
	2017	2018	2019
April	25	24	23
May	39	33	52
June	106	55	98
July	106	99	206
August	106	187	367
September	127	231	459
October	127	294	580
November	244	387	657
December	944	577	838
January	960	644	904
February	964	658	968
March	997	956	991
April	1,002	1,041	
May	1,002	1,041	
June	1,002	1,041	

#### QUANTITY METRICS (rolling 12 month period)

	Contract Quantity	Contract Base Number	Contract *	Area Team	Region	England
% of all assessments that were assess and fit appliances (case starts)	50	126	39.7%	49.7%	57.1%	59.2%
% of all assessments that were assess and refuse	21	126	16.7%	9.6%	11.5%	12.0%
% of all assessments that were assess and review	55	126	43.7%	40.7%	31.4%	28.8%
% of case starts with a reported IOTN of 3 and Aesthetic Component of 5 or below	0	50	<i>N/A</i>	0.1%	0.1%	0.1%
% of case starts with a reported IOTN of 3 and Aesthetic Component of 6 or above	2	50	<i>4.0%</i>	3.1%	3.9%	3.9%
% of case starts with a reported IOTN of 4	47	50	<i>94.0%</i>	74.8%	75.9%	77.6%
% of case starts with a reported IOTN of 5	1	50	<i>2.0%</i>	21.2%	17.9%	16.7 %
% of concluded courses in receipt of dual-arch fixed appliances	0	37	<i>N/A</i>	69.3%	69.5%	72.9%
% of concluded courses where treatment was abandoned or discontinued	7	37	<i>18.9%</i>	9.8%	9.7%	8.7%
% of patients satisfied with the treatment they have received	1	2	<i>50.0%</i>	95.9%	95.2%	95.7%

\* Figures in italics indicate that the base number is less than 100.

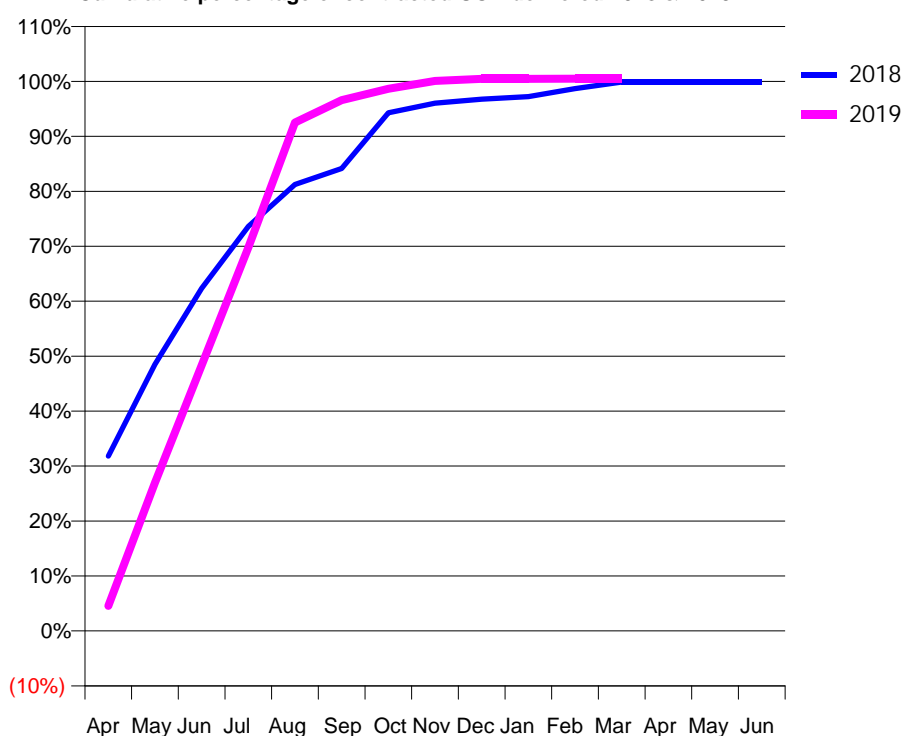
### Q55 - Vital Signs Orthodontic At a Glance Contract Report for 638900/0001 - March 2019

Name or company name	MR RM SKEGGS	18/19 Contracted general activity (UDA)	0
Contract type name	PDS Contract	Carry forward general activity (UDA)	0
Purpose of contract	Orthodontic	18/19 Contracted orthodontic activity (UOA)	8,746
Contract start date	06/10/2007	Carry forward orthodontic activity (UOA)	11
Contract end date	29/05/2020	Baseline contract value	£598,269.99

ACCESS	Contract	England and Wales
24 month ratio of assessments to patient IDs	1.00	1.08

ACTIVITY	Contract
Contract assess and fit appliances (case starts) as a percentage of Area Team case starts	6.3 %

Cumulative percentage of contracted UOA delivered 2018 & 2019



Month	Adjusted Scheduled Activity (UOA)		
	2017	2018	2019
April	175	2,784	398
May	175	4,242	2,357
June	3,667	5,451	4,226
July	4,959	6,438	6,104
August	7,609	7,105	8,092
September	8,821	7,359	8,445
October	9,094	8,247	8,629
November	9,137	8,399	8,754
December	9,137	8,462	8,786
January	9,179	8,504	8,786
February	9,179	8,630	8,788
March	9,691	8,735	8,788
April	9,756	8,735	
May	9,756	8,735	
June	9,756	8,735	

### QUANTITY METRICS (rolling 12 month period)

	Contract Quantity	Contract Base Number	Contract *	Area Team	Region	England
% of all assessments that were assess and fit appliances (case starts)	409	685	59.7%	49.7%	57.1%	59.2%
% of all assessments that were assess and refuse	136	685	19.9%	9.6%	11.5%	12.0%
% of all assessments that were assess and review	140	685	20.4%	40.7%	31.4%	28.8%
% of case starts with a reported IOTN of 3 and Aesthetic Component of 5 or below	0	409	N/A	0.1%	0.1%	0.1%
% of case starts with a reported IOTN of 3 and Aesthetic Component of 6 or above	13	409	3.2%	3.1%	3.9%	3.9%
% of case starts with a reported IOTN of 4	309	409	75.6%	74.8%	75.9%	77.6%
% of case starts with a reported IOTN of 5	86	409	21.0%	21.2%	17.9%	16.7 %
% of concluded courses in receipt of dual-arch fixed appliances	363	445	81.6%	69.3%	69.5%	72.9%
% of concluded courses where treatment was abandoned or discontinued	71	445	16.0%	9.8%	9.7%	8.7%
% of patients satisfied with the treatment they have received	10	11	90.9%	95.9%	95.2%	95.7%

\* Figures in italics indicate that the base number is less than 100.

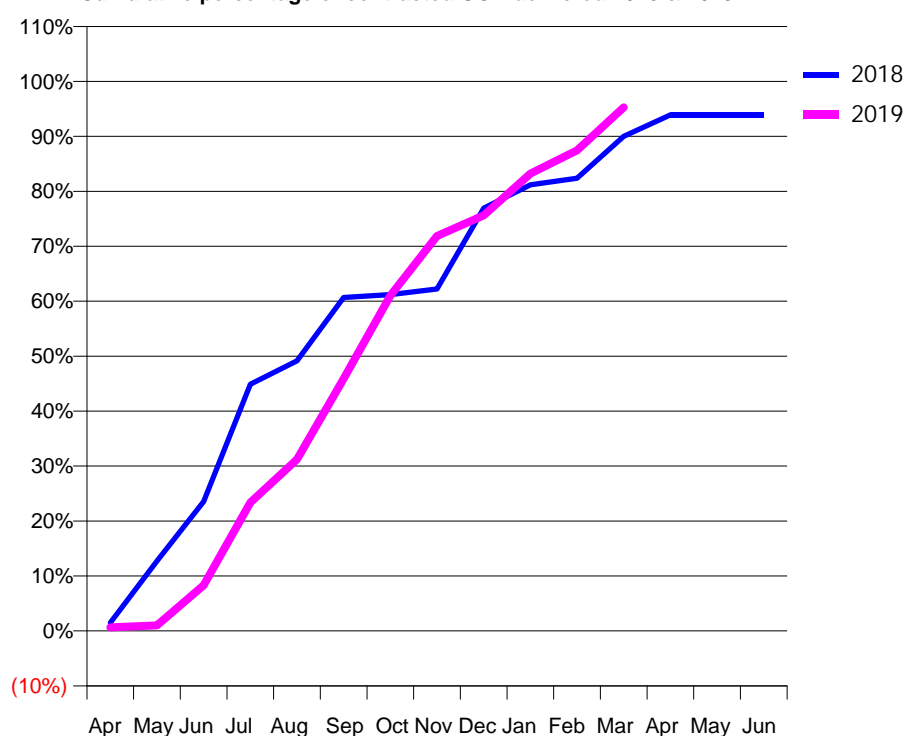
### Q55 - Vital Signs Orthodontic At a Glance Contract Report for 653861/0001 - March 2019

Name or company name	MR AF CHALMERS	18/19 Contracted general activity (UDA)	14,500
Contract type name	GDS Contract	Carry forward general activity (UDA)	0
Purpose of contract	General and Orthodontic	18/19 Contracted orthodontic activity (UOA)	590
Contract start date	01/04/2006	Carry forward orthodontic activity (UOA)	0
Contract end date		Baseline contract value	£438,180.50

ACCESS	Contract	England and Wales
24 month ratio of assessments to patient IDs	1.09	1.08

ACTIVITY	Contract
Contract assess and fit appliances (case starts) as a percentage of Area Team case starts	0.4 %

Cumulative percentage of contracted UOA delivered 2018 & 2019



Month	Adjusted Scheduled Activity (UOA)		
	2017	2018	2019
April	22	9	4
May	46	75	6
June	111	139	49
July	218	265	138
August	239	290	184
September	304	358	271
October	372	361	360
November	459	367	424
December	588	454	446
January	592	479	491
February	594	486	516
March	596	531	562
April	596	554	
May	597	554	
June	597	554	

#### QUANTITY METRICS (rolling 12 month period)

	Contract Quantity	Contract Base Number	Contract *	Area Team	Region	England
% of all assessments that were assess and fit appliances (case starts)	27	66	40.9%	49.7%	57.1%	59.2%
% of all assessments that were assess and refuse	7	66	10.6%	9.6%	11.5%	12.0%
% of all assessments that were assess and review	32	66	48.5%	40.7%	31.4%	28.8%
% of case starts with a reported IOTN of 3 and Aesthetic Component of 5 or below	0	27	<i>N/A</i>	0.1%	0.1%	0.1%
% of case starts with a reported IOTN of 3 and Aesthetic Component of 6 or above	0	27	<i>N/A</i>	3.1%	3.9%	3.9%
% of case starts with a reported IOTN of 4	24	27	88.9%	74.8%	75.9%	77.6%
% of case starts with a reported IOTN of 5	3	27	11.1%	21.2%	17.9%	16.7%
% of concluded courses in receipt of dual-arch fixed appliances	0	32	<i>N/A</i>	69.3%	69.5%	72.9%
% of concluded courses where treatment was abandoned or discontinued	3	32	9.4%	9.8%	9.7%	8.7%
% of patients satisfied with the treatment they have received	3	3	100.0%	95.9%	95.2%	95.7%

\* Figures in italics indicate that the base number is less than 100.

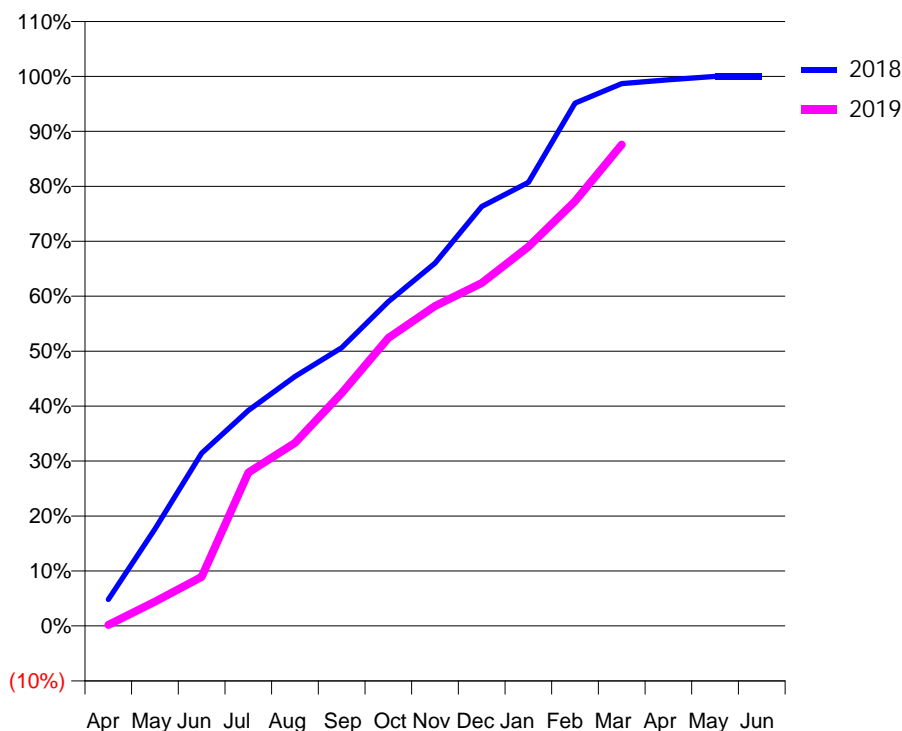
### Q55 - Vital Signs Orthodontic At a Glance Contract Report for 657247/0001 - March 2019

Name or company name	MR RV PATEL	18/19 Contracted general activity (UDA)	0
Contract type name	PDS Contract	Carry forward general activity (UDA)	0
Purpose of contract	Orthodontic	18/19 Contracted orthodontic activity (UOA)	6,920
Contract start date	01/04/2006	Carry forward orthodontic activity (UOA)	0
Contract end date	21/08/2020	Baseline contract value	£437,100.80

ACCESS	Contract	England and Wales
24 month ratio of assessments to patient IDs	1.06	1.08

ACTIVITY	Contract
Contract assess and fit appliances (case starts) as a percentage of Area Team case starts	4.1 %

Cumulative percentage of contracted UOA delivered 2018 & 2019



Month	Adjusted Scheduled Activity (UOA)		
	2017	2018	2019
April	117	333	14
May	1,396	1,220	306
June	2,462	2,176	617
July	3,162	2,715	1,932
August	4,167	3,141	2,304
September	4,373	3,504	2,931
October	5,343	4,085	3,626
November	6,054	4,569	4,027
December	6,371	5,281	4,318
January	7,096	5,584	4,775
February	8,207	6,583	5,347
March	9,209	6,829	6,061
April	9,199	6,877	
May	8,964	6,919	
June	8,964	6,920	

#### QUANTITY METRICS (rolling 12 month period)

	Contract Quantity	Contract Base Number	Contract *	Area Team	Region	England
% of all assessments that were assess and fit appliances (case starts)	269	827	32.5%	49.7%	57.1%	59.2%
% of all assessments that were assess and refuse	33	827	4.0%	9.6%	11.5%	12.0%
% of all assessments that were assess and review	525	827	63.5%	40.7%	31.4%	28.8%
% of case starts with a reported IOTN of 3 and Aesthetic Component of 5 or below	0	269	N/A	0.1%	0.1%	0.1%
% of case starts with a reported IOTN of 3 and Aesthetic Component of 6 or above	17	269	6.3%	3.1%	3.9%	3.9%
% of case starts with a reported IOTN of 4	216	269	80.3%	74.8%	75.9%	77.6%
% of case starts with a reported IOTN of 5	36	269	13.4%	21.2%	17.9%	16.7 %
% of concluded courses in receipt of dual-arch fixed appliances	301	326	92.3%	69.3%	69.5%	72.9%
% of concluded courses where treatment was abandoned or discontinued	15	326	4.6%	9.8%	9.7%	8.7%
% of patients satisfied with the treatment they have received	16	16	100.0%	95.9%	95.2%	95.7%

\* Figures in italics indicate that the base number is less than 100.

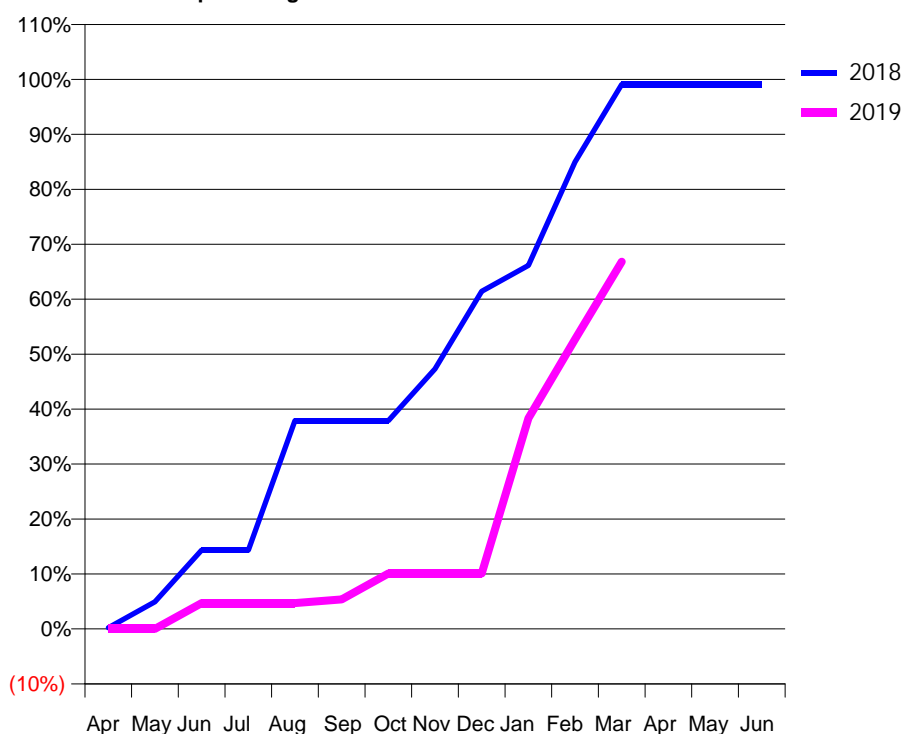
### Q55 - Vital Signs Orthodontic At a Glance Contract Report for 729388/0001 - March 2019

Name or company name	Jonathan P Ward and Associates	18/19 Contracted general activity (UDA)	1,628
Contract type name	GDS Contract	Carry forward general activity (UDA)	0
Purpose of contract	General and Orthodontic	18/19 Contracted orthodontic activity (UOA)	446
Contract start date	01/04/2006	Carry forward orthodontic activity (UOA)	0
Contract end date		Baseline contract value	£73,823.08

ACCESS	Contract	England and Wales
24 month ratio of assessments to patient IDs	1.00	1.08

ACTIVITY	Contract
Contract assess and fit appliances (case starts) as a percentage of Area Team case starts	0.2 %

Cumulative percentage of contracted UOA delivered 2018 & 2019



Month	Adjusted Scheduled Activity (UOA)		
	2017	2018	2019
April	0	1	0
May	0	22	0
June	0	64	21
July	0	64	21
August	0	169	21
September	63	169	24
October	63	169	45
November	130	211	45
December	236	274	45
January	236	295	171
February	342	379	235
March	384	442	298
April	447	442	
May	447	442	
June	447	442	

### QUANTITY METRICS (rolling 12 month period)

	Contract Quantity	Contract Base Number	Contract *	Area Team	Region	England
% of all assessments that were assess and fit appliances (case starts)	14	18	77.8%	49.7%	57.1%	59.2%
% of all assessments that were assess and refuse	2	18	11.1%	9.6%	11.5%	12.0%
% of all assessments that were assess and review	2	18	11.1%	40.7%	31.4%	28.8%
% of case starts with a reported IOTN of 3 and Aesthetic Component of 5 or below	0	14	<i>N/A</i>	0.1%	0.1%	0.1%
% of case starts with a reported IOTN of 3 and Aesthetic Component of 6 or above	0	14	<i>N/A</i>	3.1%	3.9%	3.9%
% of case starts with a reported IOTN of 4	12	14	85.7%	74.8%	75.9%	77.6%
% of case starts with a reported IOTN of 5	2	14	14.3%	21.2%	17.9%	16.7%
% of concluded courses in receipt of dual-arch fixed appliances	16	20	80.0%	69.3%	69.5%	72.9%
% of concluded courses where treatment was abandoned or discontinued	3	20	15.0%	9.8%	9.7%	8.7%
% of patients satisfied with the treatment they have received	0	0	<i>N/A</i>	95.9%	95.2%	95.7%

\* Figures in italics indicate that the base number is less than 100.

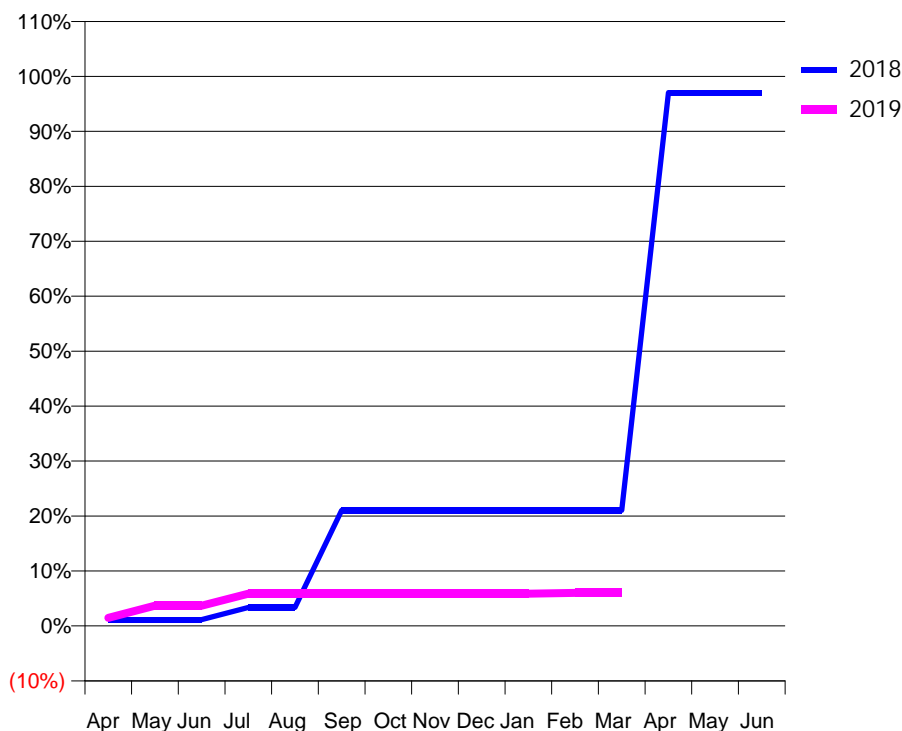
### Q55 - Vital Signs Orthodontic At a Glance Contract Report for 746436/0002 - March 2019

Name or company name	MR MN BURTON	18/19 Contracted general activity (UDA)	0
Contract type name	GDS Contract	Carry forward general activity (UDA)	0
Purpose of contract	Orthodontic	18/19 Contracted orthodontic activity (UOA)	950
Contract start date	01/04/2006	Carry forward orthodontic activity (UOA)	-14
Contract end date		Baseline contract value	£63,356.22

ACCESS	Contract	England and Wales
24 month ratio of assessments to patient IDs	1.00	1.08

ACTIVITY	Contract
Contract assess and fit appliances (case starts) as a percentage of Area Team case starts	0.6 %

Cumulative percentage of contracted UOA delivered 2018 & 2019



Month	Adjusted Scheduled Activity (UOA)		
	2017	2018	2019
April	0	11	14
May	21	11	35
June	21	11	35
July	42	32	56
August	42	32	56
September	189	200	56
October	273	200	56
November	294	200	56
December	294	200	56
January	315	200	56
February	336	200	57
March	357	200	57
April	861	922	
May	861	922	
June	861	922	

#### QUANTITY METRICS (rolling 12 month period)

	Contract Quantity	Contract Base Number	Contract *	Area Team	Region	England
% of all assessments that were assess and fit appliances (case starts)	39	40	97.5%	49.7%	57.1%	59.2%
% of all assessments that were assess and refuse	1	40	2.5%	9.6%	11.5%	12.0%
% of all assessments that were assess and review	0	40	0.0%	40.7%	31.4%	28.8%
% of case starts with a reported IOTN of 3 and Aesthetic Component of 5 or below	0	39	N/A	0.1%	0.1%	0.1%
% of case starts with a reported IOTN of 3 and Aesthetic Component of 6 or above	0	39	N/A	3.1%	3.9%	3.9%
% of case starts with a reported IOTN of 4	37	39	94.9%	74.8%	75.9%	77.6%
% of case starts with a reported IOTN of 5	2	39	5.1%	21.2%	17.9%	16.7 %
% of concluded courses in receipt of dual-arch fixed appliances	13	15	86.7%	69.3%	69.5%	72.9%
% of concluded courses where treatment was abandoned or discontinued	0	15	0.0%	9.8%	9.7%	8.7%
% of patients satisfied with the treatment they have received	5	5	100.0%	95.9%	95.2%	95.7%

\* Figures in italics indicate that the base number is less than 100.



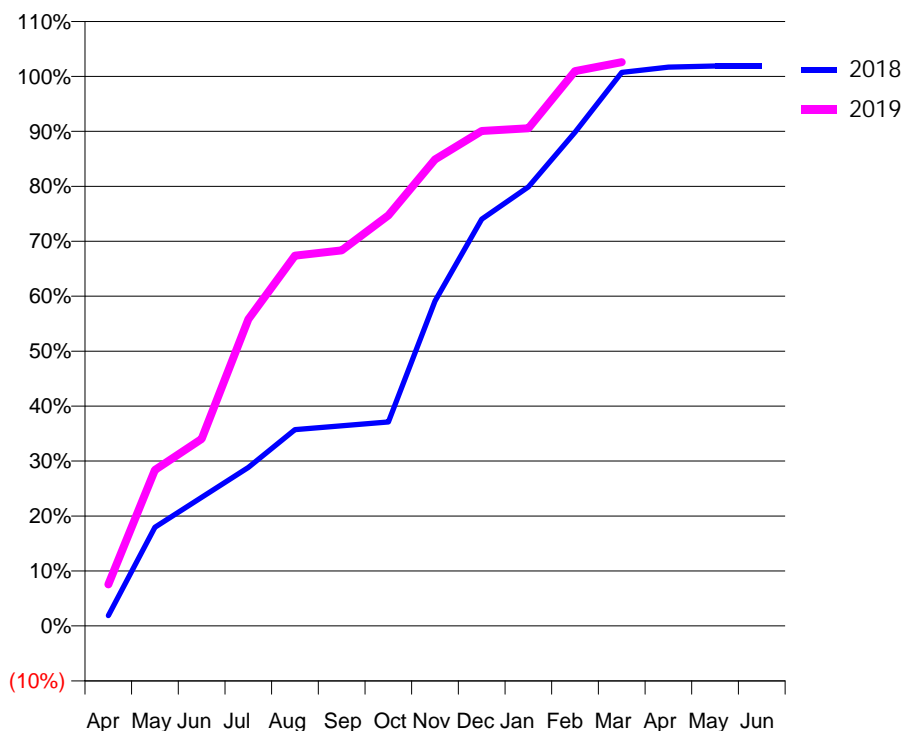
### Q55 - Vital Signs Orthodontic At a Glance Contract Report for 813842/0002 - March 2019

Name or company name	MR DA DUNNING	18/19 Contracted general activity (UDA)	2,012
Contract type name	GDS Contract	Carry forward general activity (UDA)	-60
Purpose of contract	General and Orthodontic	18/19 Contracted orthodontic activity (UOA)	423
Contract start date	01/04/2006	Carry forward orthodontic activity (UOA)	-8
Contract end date		Baseline contract value	£73,246.96

ACCESS	Contract	England and Wales
24 month ratio of assessments to patient IDs	1.29	1.08

ACTIVITY	Contract
Contract assess and fit appliances (case starts) as a percentage of Area Team case starts	0.3 %

Cumulative percentage of contracted UOA delivered 2018 & 2019



Month	Adjusted Scheduled Activity (UOA)		
	2017	2018	2019
April	75	8	32
May	159	76	120
June	181	99	144
July	225	122	236
August	292	151	285
September	294	154	289
October	340	157	316
November	342	250	359
December	343	313	381
January	365	338	383
February	411	380	427
March	415	426	434
April	439	430	
May	441	431	
June	441	431	

#### QUANTITY METRICS (rolling 12 month period)

	Contract Quantity	Contract Base Number	Contract *	Area Team	Region	England
% of all assessments that were assess and fit appliances (case starts)	18	71	25.4%	49.7%	57.1%	59.2%
% of all assessments that were assess and refuse	0	71	0.0%	9.6%	11.5%	12.0%
% of all assessments that were assess and review	53	71	74.6%	40.7%	31.4%	28.8%
% of case starts with a reported IOTN of 3 and Aesthetic Component of 5 or below	0	18	N/A	0.1%	0.1%	0.1%
% of case starts with a reported IOTN of 3 and Aesthetic Component of 6 or above	1	18	5.6%	3.1%	3.9%	3.9%
% of case starts with a reported IOTN of 4	14	18	77.8%	74.8%	75.9%	77.6%
% of case starts with a reported IOTN of 5	3	18	16.7%	21.2%	17.9%	16.7%
% of concluded courses in receipt of dual-arch fixed appliances	22	26	84.6%	69.3%	69.5%	72.9%
% of concluded courses where treatment was abandoned or discontinued	0	26	0.0%	9.8%	9.7%	8.7%
% of patients satisfied with the treatment they have received	0	0	N/A	95.9%	95.2%	95.7%

\* Figures in italics indicate that the base number is less than 100.

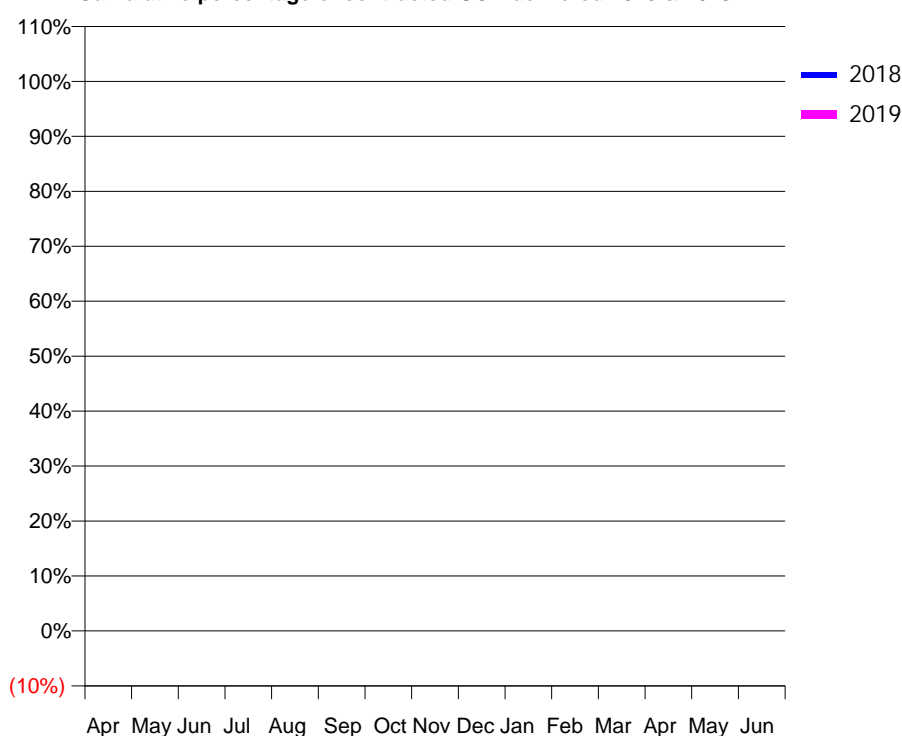
### Q55 - Vital Signs Orthodontic At a Glance Contract Report for 825050/0001 - March 2019

Name or company name	MR LS MASTERSON	18/19 Contracted general activity (UDA)	15,800
Contract type name	GDS Contract	Carry forward general activity (UDA)	0
Purpose of contract	General	18/19 Contracted orthodontic activity (UOA)	0
Contract start date	01/04/2006	Carry forward orthodontic activity (UOA)	0
Contract end date		Baseline contract value	£384,549.03

ACCESS	Contract	England and Wales
24 month ratio of assessments to patient IDs	1.05	1.08

ACTIVITY	Contract
Contract assess and fit appliances (case starts) as a percentage of Area Team case starts	0.1 %

Cumulative percentage of contracted UOA delivered 2018 & 2019



Month	Adjusted Scheduled Activity (UOA)		
	2017	2018	2019
April	0	0	0
May	0	1	0
June	0	1	0
July	0	1	0
August	0	1	0
September	0	1	0
October	0	1	0
November	0	1	2
December	0	22	2
January	0	23	3
February	0	48	129
March	0	69	24
April	0	69	
May	0	69	
June	0	69	

### QUANTITY METRICS (rolling 12 month period)

	Contract Quantity	Contract Base Number	Contract *	Area Team	Region	England
% of all assessments that were assess and fit appliances (case starts)	8	11	72.7%	49.7%	57.1%	59.2%
% of all assessments that were assess and refuse	0	11	0.0%	9.6%	11.5%	12.0%
% of all assessments that were assess and review	3	11	27.3%	40.7%	31.4%	28.8%
% of case starts with a reported IOTN of 3 and Aesthetic Component of 5 or below	0	8	N/A	0.1%	0.1%	0.1%
% of case starts with a reported IOTN of 3 and Aesthetic Component of 6 or above	0	8	N/A	3.1%	3.9%	3.9%
% of case starts with a reported IOTN of 4	8	8	100.0%	74.8%	75.9%	77.6%
% of case starts with a reported IOTN of 5	0	8	N/A	21.2%	17.9%	16.7 %
% of concluded courses in receipt of dual-arch fixed appliances	3	4	75.0%	69.3%	69.5%	72.9%
% of concluded courses where treatment was abandoned or discontinued	1	4	25.0%	9.8%	9.7%	8.7%
% of patients satisfied with the treatment they have received	0	0	N/A	95.9%	95.2%	95.7%

\* Figures in italics indicate that the base number is less than 100.

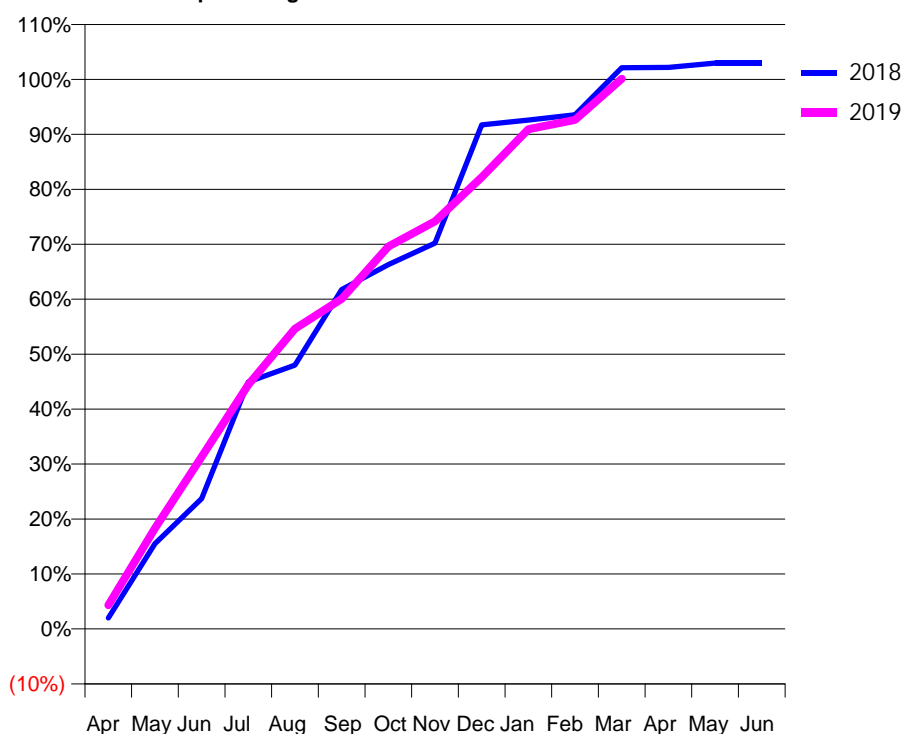
### Q55 - Vital Signs Orthodontic At a Glance Contract Report for 825050/0002 - March 2019

Name or company name	MR LS MASTERSON	18/19 Contracted general activity (UDA)	0
Contract type name	GDS Contract	Carry forward general activity (UDA)	0
Purpose of contract	General and Orthodontic	18/19 Contracted orthodontic activity (UOA)	2,752
Contract start date	01/04/2006	Carry forward orthodontic activity (UOA)	-55
Contract end date		Baseline contract value	£177,324.29

ACCESS	Contract	England and Wales
24 month ratio of assessments to patient IDs	1.10	1.08

ACTIVITY	Contract
Contract assess and fit appliances (case starts) as a percentage of Area Team case starts	2.1 %

Cumulative percentage of contracted UOA delivered 2018 & 2019



Month	Adjusted Scheduled Activity (UOA)		
	2017	2018	2019
April	0	55	119
May	0	427	504
June	0	653	862
July	0	1,237	1,223
August	0	1,321	1,503
September	21	1,699	1,653
October	21	1,825	1,915
November	252	1,932	2,041
December	1,283	2,524	2,262
January	2,417	2,548	2,503
February	2,753	2,575	2,549
March	2,816	2,810	2,755
April	2,816	2,812	
May	2,816	2,833	
June	2,816	2,833	

#### QUANTITY METRICS (rolling 12 month period)

	Contract Quantity	Contract Base Number	Contract *	Area Team	Region	England
% of all assessments that were assess and fit appliances (case starts)	136	226	60.2%	49.7%	57.1%	59.2%
% of all assessments that were assess and refuse	7	226	3.1%	9.6%	11.5%	12.0%
% of all assessments that were assess and review	83	226	36.7%	40.7%	31.4%	28.8%
% of case starts with a reported IOTN of 3 and Aesthetic Component of 5 or below	0	136	N/A	0.1%	0.1%	0.1%
% of case starts with a reported IOTN of 3 and Aesthetic Component of 6 or above	0	136	N/A	3.1%	3.9%	3.9%
% of case starts with a reported IOTN of 4	112	136	82.4%	74.8%	75.9%	77.6%
% of case starts with a reported IOTN of 5	22	136	16.2%	21.2%	17.9%	16.7 %
% of concluded courses in receipt of dual-arch fixed appliances	100	113	88.5%	69.3%	69.5%	72.9%
% of concluded courses where treatment was abandoned or discontinued	9	113	8.0%	9.8%	9.7%	8.7%
% of patients satisfied with the treatment they have received	0	0	N/A	95.9%	95.2%	95.7%

\* Figures in italics indicate that the base number is less than 100.

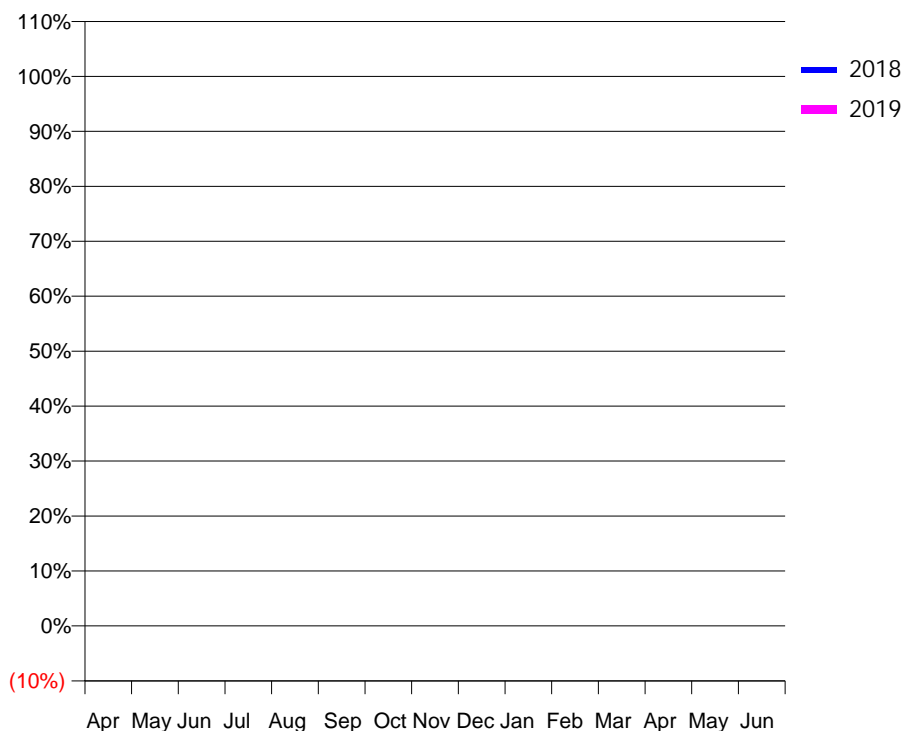
### Q55 - Vital Signs Orthodontic At a Glance Contract Report for 833517/0001 - March 2019

Name or company name	MISS NS FRY	18/19 Contracted general activity (UDA)	8,960
Contract type name	GDS Contract	Carry forward general activity (UDA)	265
Purpose of contract	General	18/19 Contracted orthodontic activity (UOA)	0
Contract start date	01/04/2006	Carry forward orthodontic activity (UOA)	0
Contract end date		Baseline contract value	£208,974.88

ACCESS	Contract	England and Wales
24 month ratio of assessments to patient IDs	1.08	1.08

ACTIVITY	Contract
Contract assess and fit appliances (case starts) as a percentage of Area Team case starts	0.0 %

Cumulative percentage of contracted UOA delivered 2018 & 2019



Month	Adjusted Scheduled Activity (UOA)		
	2017	2018	2019
April	0	0	0
May	0	1	22
June	1	1	23
July	1	1	23
August	2	1	23
September	2	3	23
October	2	6	28
November	2	6	28
December	2	6	28
January	2	6	28
February	2	6	28
March	2	6	28
April	2	6	
May	2	6	
June	2	6	

### QUANTITY METRICS (rolling 12 month period)

	Contract Quantity	Contract Base Number	Contract *	Area Team	Region	England
% of all assessments that were assess and fit appliances (case starts)	1	8	12.5%	49.7%	57.1%	59.2%
% of all assessments that were assess and refuse	2	8	25.0%	9.6%	11.5%	12.0%
% of all assessments that were assess and review	5	8	62.5%	40.7%	31.4%	28.8%
% of case starts with a reported IOTN of 3 and Aesthetic Component of 5 or below	0	1	N/A	0.1%	0.1%	0.1%
% of case starts with a reported IOTN of 3 and Aesthetic Component of 6 or above	0	1	N/A	3.1%	3.9%	3.9%
% of case starts with a reported IOTN of 4	1	1	100.0%	74.8%	75.9%	77.6%
% of case starts with a reported IOTN of 5	0	1	N/A	21.2%	17.9%	16.7 %
% of concluded courses in receipt of dual-arch fixed appliances	0	8	N/A	69.3%	69.5%	72.9%
% of concluded courses where treatment was abandoned or discontinued	1	8	12.5%	9.8%	9.7%	8.7%
% of patients satisfied with the treatment they have received	0	0	N/A	95.9%	95.2%	95.7%

\* Figures in italics indicate that the base number is less than 100.

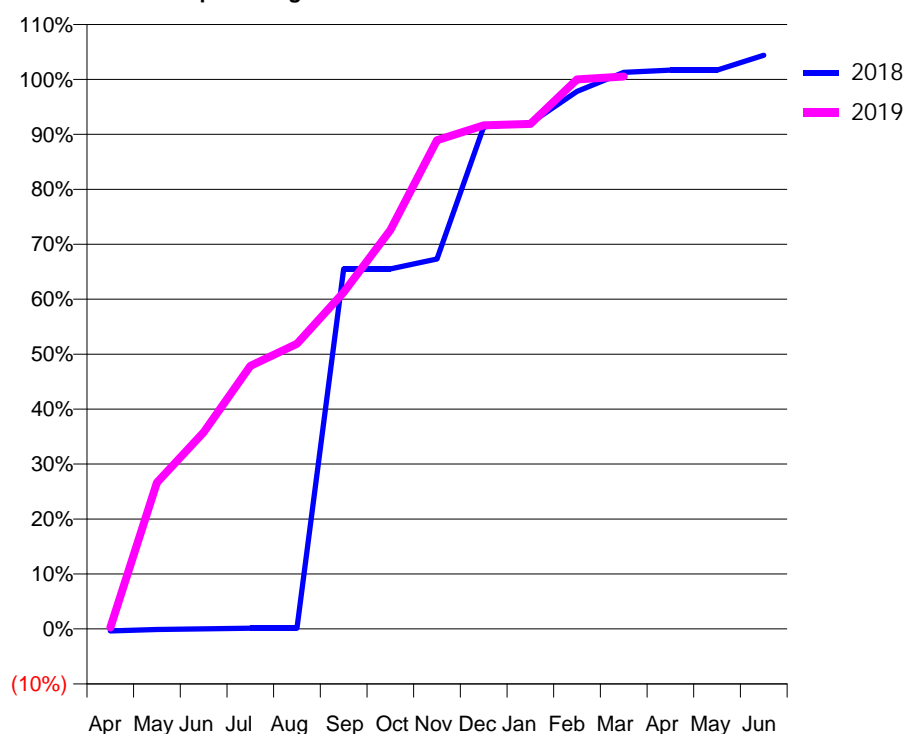
### Q55 - Vital Signs Orthodontic At a Glance Contract Report for 833517/0002 - March 2019

Name or company name	MISS NS FRY	18/19 Contracted general activity (UDA)	0
Contract type name	GDS Contract	Carry forward general activity (UDA)	0
Purpose of contract	Orthodontic	18/19 Contracted orthodontic activity (UOA)	777
Contract start date	01/04/2015	Carry forward orthodontic activity (UOA)	0
Contract end date		Baseline contract value	£51,759.18

ACCESS	Contract	England and Wales
24 month ratio of assessments to patient IDs	1.14	1.08

ACTIVITY	Contract
Contract assess and fit appliances (case starts) as a percentage of Area Team case starts	0.6 %

Cumulative percentage of contracted UOA delivered 2018 & 2019



Month	Adjusted Scheduled Activity (UOA)		
	2017	2018	2019
April	7	-3	2
May	12	-1	207
June	13	0	278
July	16	1	372
August	19	1	403
September	23	509	476
October	263	509	564
November	286	523	691
December	398	710	712
January	399	715	714
February	640	760	777
March	773	787	781
April	773	790	
May	773	790	
June	773	811	

#### QUANTITY METRICS (rolling 12 month period)

	Contract Quantity	Contract Base Number	Contract *	Area Team	Region	England
% of all assessments that were assess and fit appliances (case starts)	36	114	31.6%	49.7%	57.1%	59.2%
% of all assessments that were assess and refuse	33	114	28.9%	9.6%	11.5%	12.0%
% of all assessments that were assess and review	45	114	39.5%	40.7%	31.4%	28.8%
% of case starts with a reported IOTN of 3 and Aesthetic Component of 5 or below	0	36	<i>N/A</i>	0.1%	0.1%	0.1%
% of case starts with a reported IOTN of 3 and Aesthetic Component of 6 or above	0	36	<i>N/A</i>	3.1%	3.9%	3.9%
% of case starts with a reported IOTN of 4	35	36	97.2%	74.8%	75.9%	77.6%
% of case starts with a reported IOTN of 5	1	36	2.8%	21.2%	17.9%	16.7 %
% of concluded courses in receipt of dual-arch fixed appliances	0	33	<i>N/A</i>	69.3%	69.5%	72.9%
% of concluded courses where treatment was abandoned or discontinued	2	33	6.1%	9.8%	9.7%	8.7%
% of patients satisfied with the treatment they have received	1	1	100.0%	95.9%	95.2%	95.7%

\* Figures in italics indicate that the base number is less than 100.

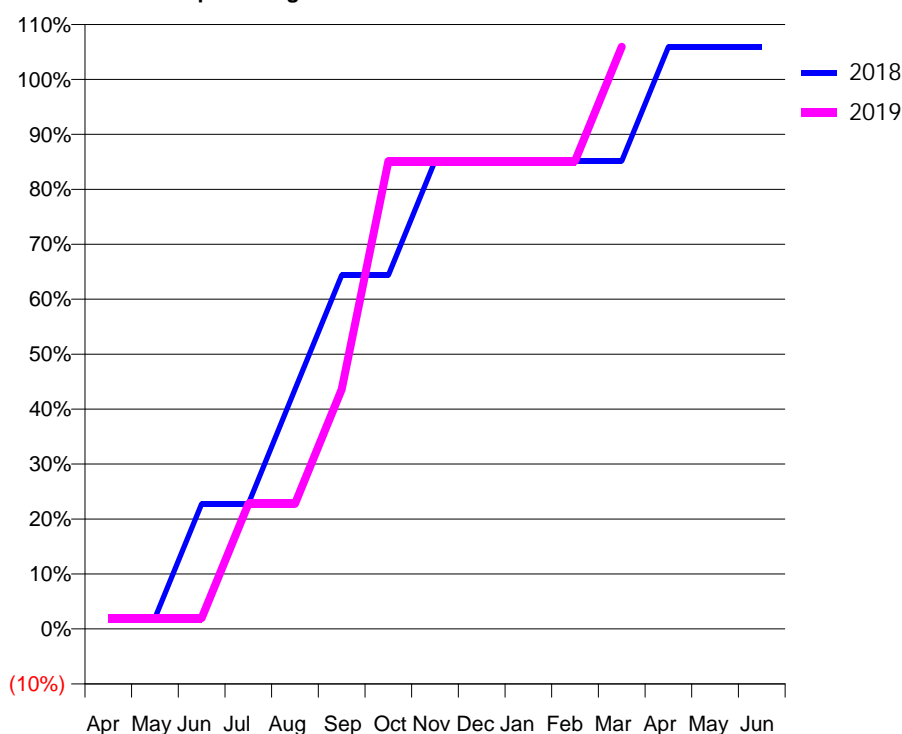
### Q55 - Vital Signs Orthodontic At a Glance Contract Report for 931136/0001 - March 2019

Name or company name	MR TJ MALHI	18/19 Contracted general activity (UDA)	35,031
Contract type name	GDS Contract	Carry forward general activity (UDA)	58
Purpose of contract	General and Orthodontic	18/19 Contracted orthodontic activity (UOA)	101
Contract start date	01/04/2006	Carry forward orthodontic activity (UOA)	-2
Contract end date		Baseline contract value	£880,244.60

ACCESS	Contract	England and Wales
24 month ratio of assessments to patient IDs	1.00	1.08

ACTIVITY	Contract
Contract assess and fit appliances (case starts) as a percentage of Area Team case starts	0.1 %

Cumulative percentage of contracted UOA delivered 2018 & 2019



Month	Adjusted Scheduled Activity (UOA)		
	2017	2018	2019
April	2	2	2
May	2	2	2
June	2	23	2
July	23	23	23
August	23	44	23
September	51	65	44
October	187	65	86
November	292	86	86
December	439	86	86
January	502	86	86
February	523	86	86
March	523	86	107
April	523	107	
May	523	107	
June	523	107	

#### QUANTITY METRICS (rolling 12 month period)

	Contract Quantity	Contract Base Number	Contract *	Area Team	Region	England
% of all assessments that were assess and fit appliances (case starts)	6	6	100.0%	49.7%	57.1%	59.2%
% of all assessments that were assess and refuse	0	6	0.0%	9.6%	11.5%	12.0%
% of all assessments that were assess and review	0	6	0.0%	40.7%	31.4%	28.8%
% of case starts with a reported IOTN of 3 and Aesthetic Component of 5 or below	0	6	N/A	0.1%	0.1%	0.1%
% of case starts with a reported IOTN of 3 and Aesthetic Component of 6 or above	0	6	N/A	3.1%	3.9%	3.9%
% of case starts with a reported IOTN of 4	5	6	83.3%	74.8%	75.9%	77.6%
% of case starts with a reported IOTN of 5	1	6	16.7%	21.2%	17.9%	16.7%
% of concluded courses in receipt of dual-arch fixed appliances	1	8	12.5%	69.3%	69.5%	72.9%
% of concluded courses where treatment was abandoned or discontinued	0	8	0.0%	9.8%	9.7%	8.7%
% of patients satisfied with the treatment they have received	0	0	N/A	95.9%	95.2%	95.7%

\* Figures in italics indicate that the base number is less than 100.

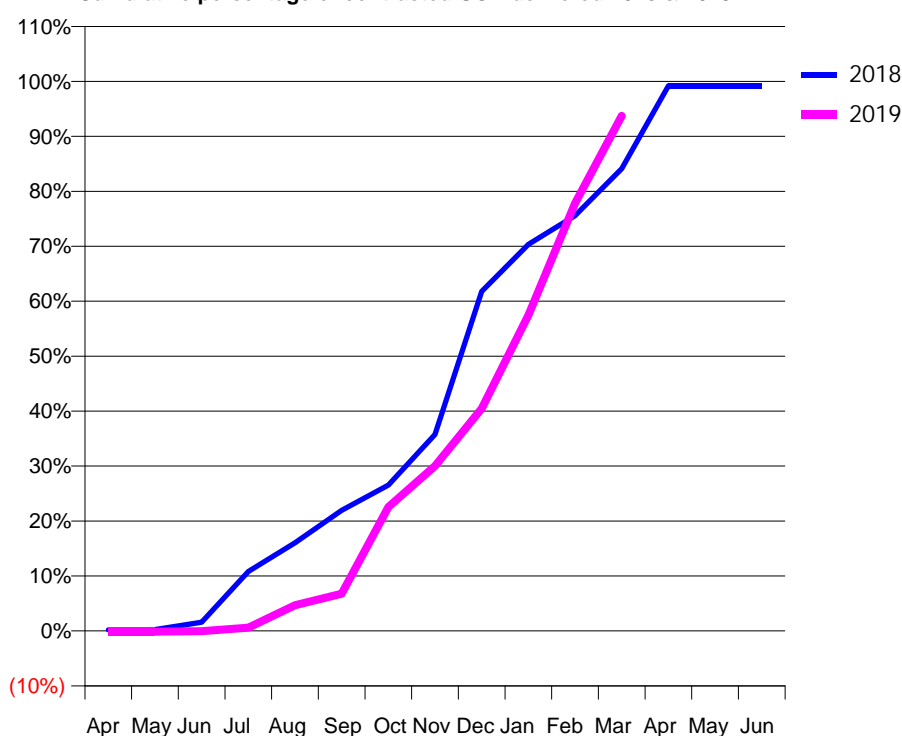
### Q55 - Vital Signs Orthodontic At a Glance Contract Report for 959901/0001 - March 2019

Name or company name	Peak Smiles Studio Partnership	18/19 Contracted general activity (UDA)	369
Contract type name	GDS Contract	Carry forward general activity (UDA)	11
Purpose of contract	General and Orthodontic	18/19 Contracted orthodontic activity (UOA)	3,233
Contract start date	01/04/2006	Carry forward orthodontic activity (UOA)	26
Contract end date		Baseline contract value	£234,927.95

ACCESS	Contract	England and Wales
24 month ratio of assessments to patient IDs	1.02	1.08

ACTIVITY	Contract
Contract assess and fit appliances (case starts) as a percentage of Area Team case starts	2.6 %

Cumulative percentage of contracted UOA delivered 2018 & 2019



Month	Adjusted Scheduled Activity (UOA)		
	2017	2018	2019
April	55	6	-5
May	160	8	-5
June	182	51	-2
July	435	350	19
August	731	518	151
September	836	710	219
October	1,298	858	729
November	1,347	1,156	970
December	1,707	1,997	1,308
January	2,173	2,274	1,858
February	2,577	2,443	2,515
March	2,830	2,720	3,030
April	3,124	3,207	
May	3,124	3,207	
June	3,124	3,207	

#### QUANTITY METRICS (rolling 12 month period)

	Contract Quantity	Contract Base Number	Contract *	Area Team	Region	England
% of all assessments that were assess and fit appliances (case starts)	167	225	74.2%	49.7%	57.1%	59.2%
% of all assessments that were assess and refuse	46	225	20.4%	9.6%	11.5%	12.0%
% of all assessments that were assess and review	12	225	5.3%	40.7%	31.4%	28.8%
% of case starts with a reported IOTN of 3 and Aesthetic Component of 5 or below	0	167	N/A	0.1%	0.1%	0.1%
% of case starts with a reported IOTN of 3 and Aesthetic Component of 6 or above	1	167	0.6%	3.1%	3.9%	3.9%
% of case starts with a reported IOTN of 4	127	167	76.0%	74.8%	75.9%	77.6%
% of case starts with a reported IOTN of 5	30	167	18.0%	21.2%	17.9%	16.7 %
% of concluded courses in receipt of dual-arch fixed appliances	0	11	N/A	69.3%	69.5%	72.9%
% of concluded courses where treatment was abandoned or discontinued	0	11	0.0%	9.8%	9.7%	8.7%
% of patients satisfied with the treatment they have received	0	0	N/A	95.9%	95.2%	95.7%

\* Figures in italics indicate that the base number is less than 100.

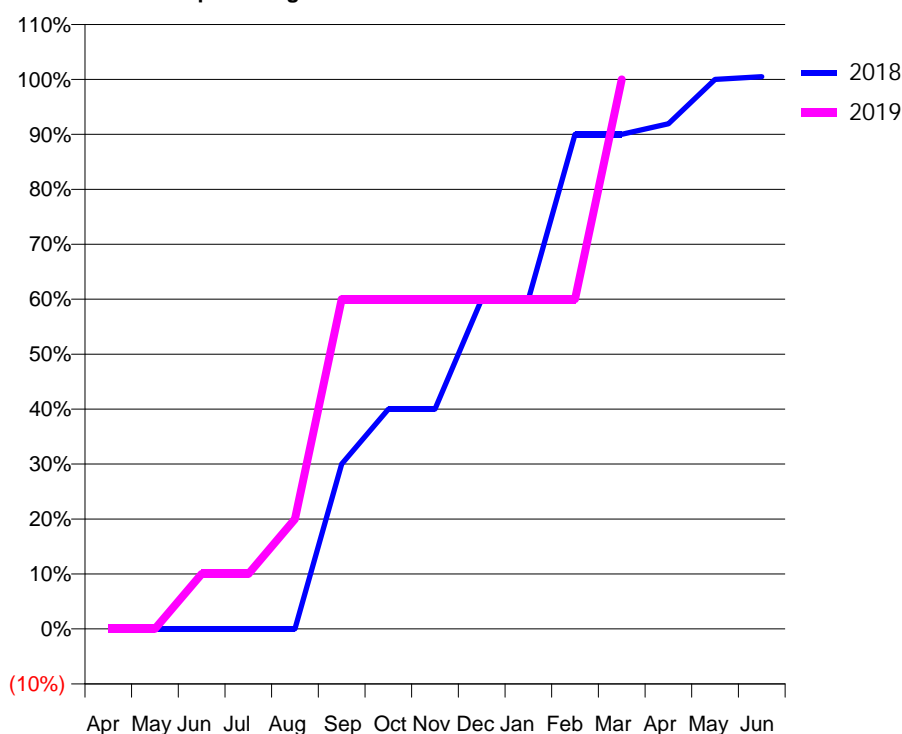
### Q55 - Vital Signs Orthodontic At a Glance Contract Report for 997277/0001 - March 2019

Name or company name	MR CA CUNNINGTON	18/19 Contracted general activity (UDA)	10,740
Contract type name	GDS Contract	Carry forward general activity (UDA)	0
Purpose of contract	General and Orthodontic	18/19 Contracted orthodontic activity (UOA)	210
Contract start date	01/04/2006	Carry forward orthodontic activity (UOA)	0
Contract end date		Baseline contract value	£254,618.94

ACCESS	Contract	England and Wales
24 month ratio of assessments to patient IDs	1.10	1.08

ACTIVITY	Contract
Contract assess and fit appliances (case starts) as a percentage of Area Team case starts	0.2 %

Cumulative percentage of contracted UOA delivered 2018 & 2019



Month	Adjusted Scheduled Activity (UOA)		
	2017	2018	2019
April	0	0	0
May	0	0	0
June	0	0	21
July	0	0	21
August	0	0	42
September	0	63	126
October	0	84	126
November	0	84	126
December	0	126	126
January	189	126	126
February	210	189	126
March	210	189	210
April	210	193	
May	210	210	
June	210	211	

#### QUANTITY METRICS (rolling 12 month period)

	Contract Quantity	Contract Base Number	Contract *	Area Team	Region	England
% of all assessments that were assess and fit appliances (case starts)	12	14	85.7%	49.7%	57.1%	59.2%
% of all assessments that were assess and refuse	0	14	0.0%	9.6%	11.5%	12.0%
% of all assessments that were assess and review	2	14	14.3%	40.7%	31.4%	28.8%
% of case starts with a reported IOTN of 3 and Aesthetic Component of 5 or below	0	12	N/A	0.1%	0.1%	0.1%
% of case starts with a reported IOTN of 3 and Aesthetic Component of 6 or above	2	12	16.7%	3.1%	3.9%	3.9%
% of case starts with a reported IOTN of 4	7	12	58.3%	74.8%	75.9%	77.6%
% of case starts with a reported IOTN of 5	3	12	25.0%	21.2%	17.9%	16.7%
% of concluded courses in receipt of dual-arch fixed appliances	1	12	8.3%	69.3%	69.5%	72.9%
% of concluded courses where treatment was abandoned or discontinued	0	12	0.0%	9.8%	9.7%	8.7%
% of patients satisfied with the treatment they have received	0	0	N/A	95.9%	95.2%	95.7%

\* Figures in italics indicate that the base number is less than 100.



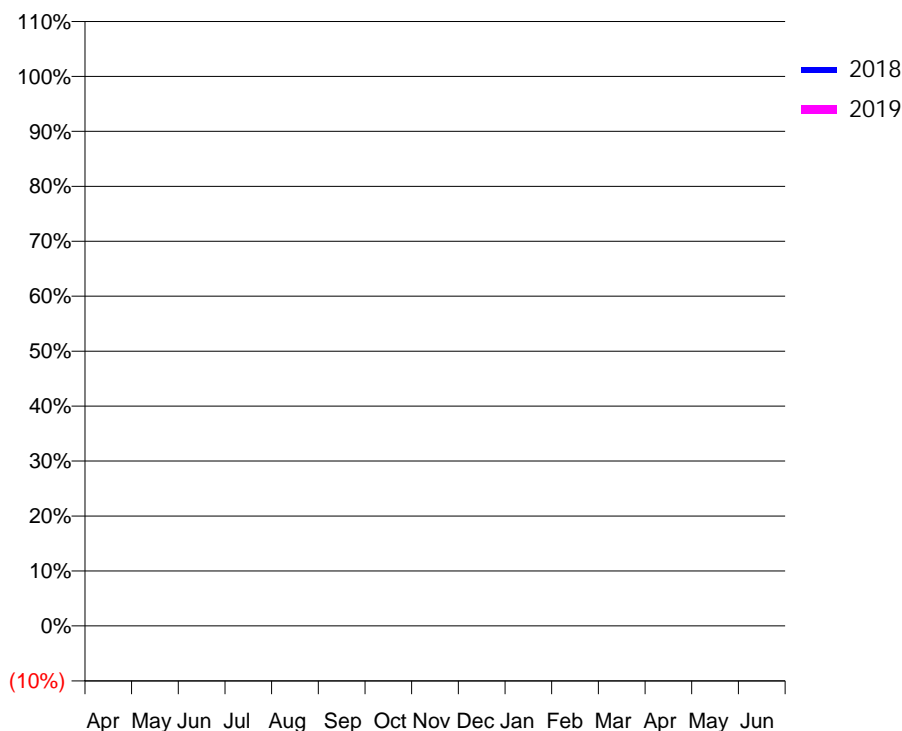
### Q56 - Vital Signs Orthodontic At a Glance Contract Report for 100868/0000 - March 2019

Name or company name	Campbell Huber Orthodontists	18/19 Contracted general activity (UDA)	0
Contract type name	PDS Contract	Carry forward general activity (UDA)	0
Purpose of contract	Orthodontic	18/19 Contracted orthodontic activity (UOA)	0
Contract start date	01/07/2018	Carry forward orthodontic activity (UOA)	0
Contract end date	31/03/2019	Baseline contract value	£2,019.36

ACCESS	Contract	England and Wales
24 month ratio of assessments to patient IDs	1.00	1.08

ACTIVITY	Contract
Contract assess and fit appliances (case starts) as a percentage of Area Team case starts	0.0 %

Cumulative percentage of contracted UOA delivered 2018 & 2019



Month	Adjusted Scheduled Activity (UOA)		
	2017	2018	2019
April		0	0
May		0	0
June		0	0
July		0	0
August		0	0
September		0	0
October		0	22
November		0	22
December		0	22
January		0	23
February		0	23
March		0	23
April		0	
May		0	
June		0	

### QUANTITY METRICS (rolling 12 month period)

	Contract Quantity	Contract Base Number	Contract *	Area Team	Region	England
% of all assessments that were assess and fit appliances (case starts)	1	3	33.3%	49.7%	57.1%	59.2%
% of all assessments that were assess and refuse	1	3	33.3%	13.7%	11.5%	12.0%
% of all assessments that were assess and review	1	3	33.3%	36.6%	31.4%	28.8%
% of case starts with a reported IOTN of 3 and Aesthetic Component of 5 or below	0	1	<i>N/A</i>	0.1%	0.1%	0.1%
% of case starts with a reported IOTN of 3 and Aesthetic Component of 6 or above	0	1	<i>N/A</i>	4.9%	3.9%	3.9%
% of case starts with a reported IOTN of 4	0	1	<i>N/A</i>	76.9%	75.9%	77.6%
% of case starts with a reported IOTN of 5	0	1	<i>N/A</i>	17.5%	17.9%	16.7 %
% of concluded courses in receipt of dual-arch fixed appliances	0	0	<i>N/A</i>	77.0%	69.5%	72.9%
% of concluded courses where treatment was abandoned or discontinued	0	0	<i>N/A</i>	8.5%	9.7%	8.7%
% of patients satisfied with the treatment they have received	0	0	<i>N/A</i>	96.6%	95.2%	95.7%

\* Figures in italics indicate that the base number is less than 100.

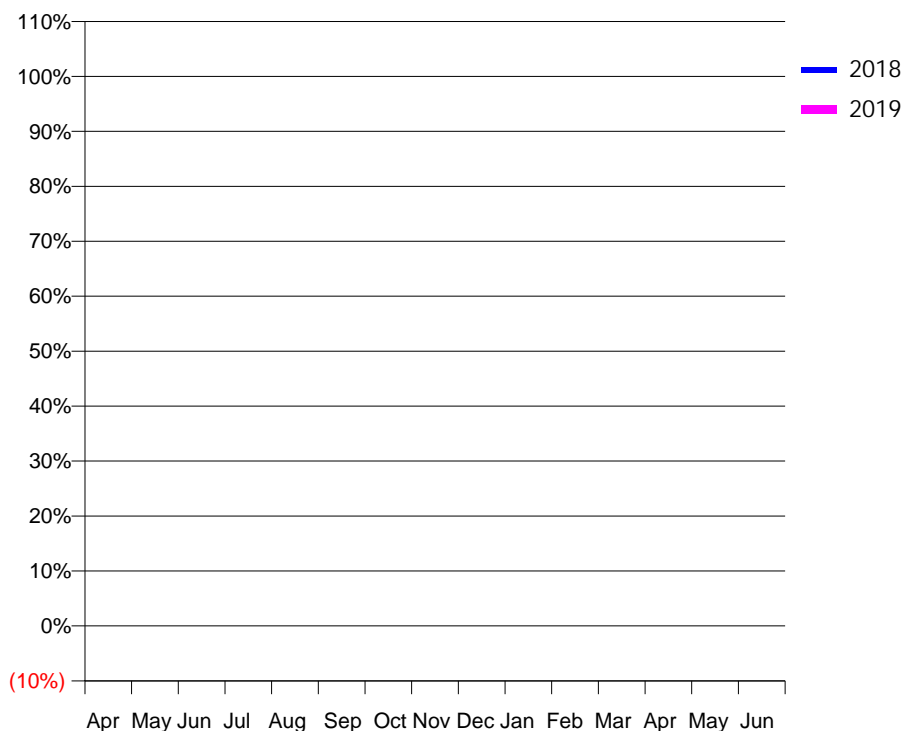
### Q56 - Vital Signs Orthodontic At a Glance Contract Report for 100875/0000 - March 2019

Name or company name	Anglia Orthodontics	18/19 Contracted general activity (UDA)	0
Contract type name	PDS Contract	Carry forward general activity (UDA)	0
Purpose of contract	Orthodontic	18/19 Contracted orthodontic activity (UOA)	0
Contract start date	01/07/2018	Carry forward orthodontic activity (UOA)	0
Contract end date	31/03/2019	Baseline contract value	£6,731.22

ACCESS	Contract	England and Wales
24 month ratio of assessments to patient IDs	1.00	1.08

ACTIVITY	Contract
Contract assess and fit appliances (case starts) as a percentage of Area Team case starts	0.1 %

Cumulative percentage of contracted UOA delivered 2018 & 2019



Month	Adjusted Scheduled Activity (UOA)		
	2017	2018	2019
April		0	0
May		0	0
June		0	0
July		0	0
August		0	0
September		0	0
October		0	147
November		0	210
December		0	210
January		0	210
February		0	210
March		0	210
April		0	
May		0	
June		0	

#### QUANTITY METRICS (rolling 12 month period)

	Contract Quantity	Contract Base Number	Contract *	Area Team	Region	England
% of all assessments that were assess and fit appliances (case starts)	10	10	100.0%	49.7%	57.1%	59.2%
% of all assessments that were assess and refuse	0	10	0.0%	13.7%	11.5%	12.0%
% of all assessments that were assess and review	0	10	0.0%	36.6%	31.4%	28.8%
% of case starts with a reported IOTN of 3 and Aesthetic Component of 5 or below	0	10	N/A	0.1%	0.1%	0.1%
% of case starts with a reported IOTN of 3 and Aesthetic Component of 6 or above	0	10	N/A	4.9%	3.9%	3.9%
% of case starts with a reported IOTN of 4	9	10	90.0%	76.9%	75.9%	77.6%
% of case starts with a reported IOTN of 5	1	10	10.0%	17.5%	17.9%	16.7%
% of concluded courses in receipt of dual-arch fixed appliances	0	0	N/A	77.0%	69.5%	72.9%
% of concluded courses where treatment was abandoned or discontinued	0	0	N/A	8.5%	9.7%	8.7%
% of patients satisfied with the treatment they have received	0	0	N/A	96.6%	95.2%	95.7%

\* Figures in italics indicate that the base number is less than 100.

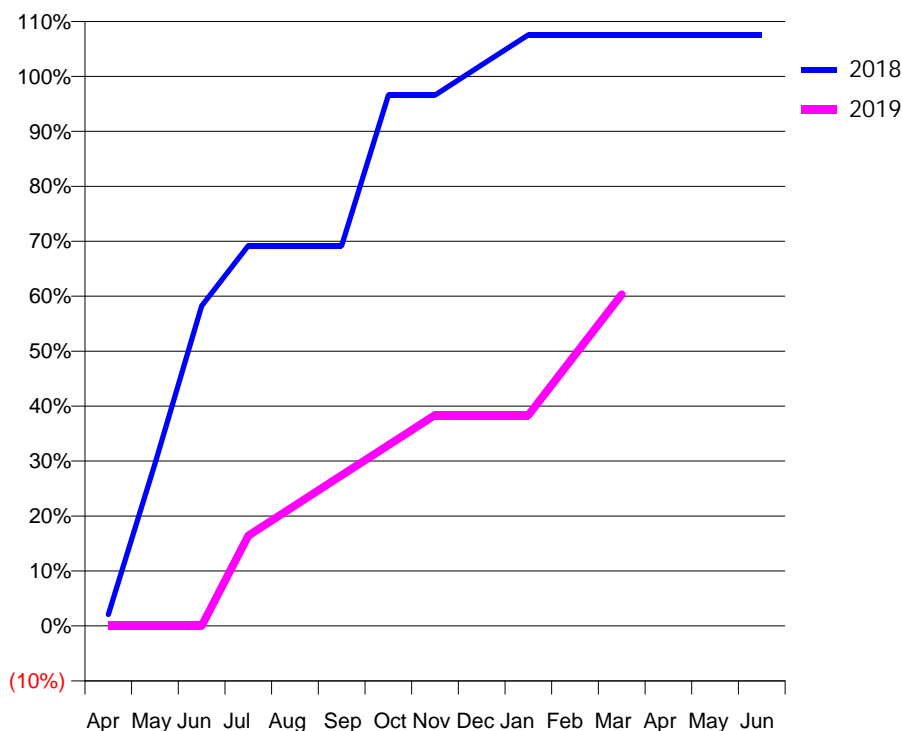
### Q56 - Vital Signs Orthodontic At a Glance Contract Report for 101281/0058 - March 2019

Name or company name	OASIS DENTAL CARE LTD	18/19 Contracted general activity (UDA)	23,334
Contract type name	GDS Contract	Carry forward general activity (UDA)	-8
Purpose of contract	General and Orthodontic	18/19 Contracted orthodontic activity (UOA)	383
Contract start date	01/04/2006	Carry forward orthodontic activity (UOA)	0
Contract end date		Baseline contract value	£577,932.51

ACCESS	Contract	England and Wales
24 month ratio of assessments to patient IDs	1.00	1.08

ACTIVITY	Contract
Contract assess and fit appliances (case starts) as a percentage of Area Team case starts	0.1 %

Cumulative percentage of contracted UOA delivered 2018 & 2019



Month	Adjusted Scheduled Activity (UOA)		
	2017	2018	2019
April	8	8	0
May	94	113	0
June	178	223	0
July	178	265	63
August	262	265	84
September	262	265	105
October	283	370	126
November	283	370	147
December	325	391	147
January	409	412	147
February	409	412	189
March	409	412	231
April	409	412	
May	409	412	
June	409	412	

#### QUANTITY METRICS (rolling 12 month period)

	Contract Quantity	Contract Base Number	Contract *	Area Team	Region	England
% of all assessments that were assess and fit appliances (case starts)	11	11	100.0%	49.7%	57.1%	59.2%
% of all assessments that were assess and refuse	0	11	0.0%	13.7%	11.5%	12.0%
% of all assessments that were assess and review	0	11	0.0%	36.6%	31.4%	28.8%
% of case starts with a reported IOTN of 3 and Aesthetic Component of 5 or below	0	11	N/A	0.1%	0.1%	0.1%
% of case starts with a reported IOTN of 3 and Aesthetic Component of 6 or above	2	11	18.2%	4.9%	3.9%	3.9%
% of case starts with a reported IOTN of 4	7	11	63.6%	76.9%	75.9%	77.6%
% of case starts with a reported IOTN of 5	2	11	18.2%	17.5%	17.9%	16.7 %
% of concluded courses in receipt of dual-arch fixed appliances	0	1	N/A	77.0%	69.5%	72.9%
% of concluded courses where treatment was abandoned or discontinued	0	1	0.0%	8.5%	9.7%	8.7%
% of patients satisfied with the treatment they have received	0	0	N/A	96.6%	95.2%	95.7%

\* Figures in italics indicate that the base number is less than 100.

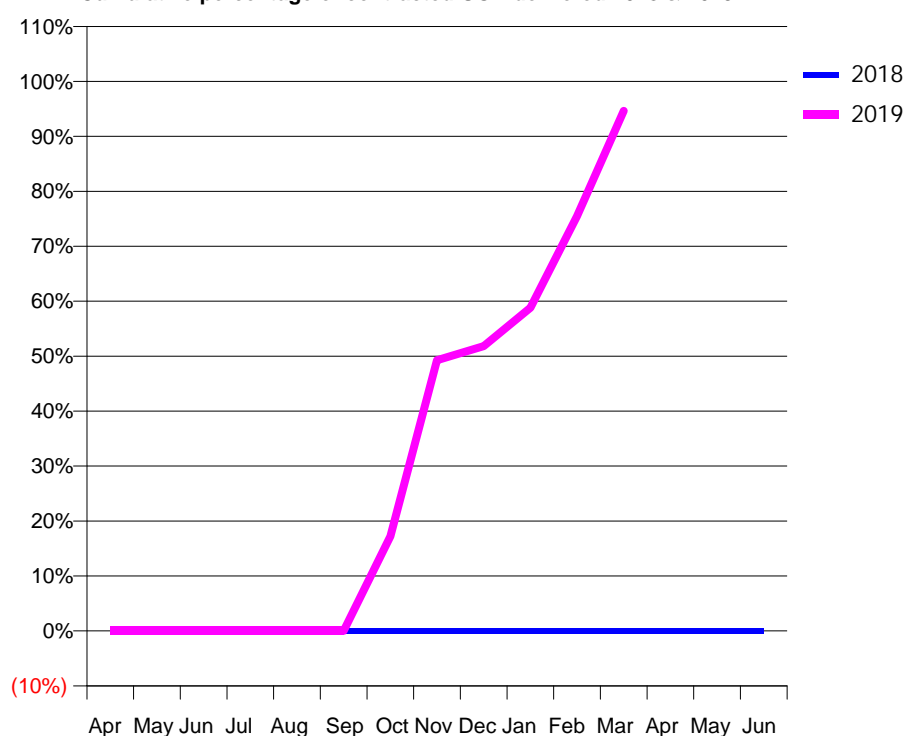
### Q56 - Vital Signs Orthodontic At a Glance Contract Report for 101435/0114 - March 2019

Name or company name	IDH Limited	18/19 Contracted general activity (UDA)	41,000
Contract type name	GDS Contract	Carry forward general activity (UDA)	0
Purpose of contract	General and Orthodontic	18/19 Contracted orthodontic activity (UOA)	3,300
Contract start date	01/09/2008	Carry forward orthodontic activity (UOA)	0
Contract end date		Baseline contract value	£1,311,320.25

ACCESS	Contract	England and Wales
24 month ratio of assessments to patient IDs	1.00	1.08

ACTIVITY	Contract
Contract assess and fit appliances (case starts) as a percentage of Area Team case starts	1.6 %

Cumulative percentage of contracted UOA delivered 2018 & 2019



Month	Adjusted Scheduled Activity (UOA)		
	2017	2018	2019
April	0	0	0
May	0	0	0
June	0	0	0
July	0	0	0
August	0	0	0
September	0	0	0
October	0	0	569
November	0	0	1,626
December	0	0	1,710
January	0	0	1,941
February	0	0	2,491
March	0	0	3,123
April	0	0	
May	0	0	
June	0	0	

#### QUANTITY METRICS (rolling 12 month period)

	Contract Quantity	Contract Base Number	Contract *	Area Team	Region	England
% of all assessments that were assess and fit appliances (case starts)	148	159	93.1%	49.7%	57.1%	59.2%
% of all assessments that were assess and refuse	0	159	0.0%	13.7%	11.5%	12.0%
% of all assessments that were assess and review	11	159	6.9%	36.6%	31.4%	28.8%
% of case starts with a reported IOTN of 3 and Aesthetic Component of 5 or below	0	148	N/A	0.1%	0.1%	0.1%
% of case starts with a reported IOTN of 3 and Aesthetic Component of 6 or above	24	148	16.2%	4.9%	3.9%	3.9%
% of case starts with a reported IOTN of 4	107	148	72.3%	76.9%	75.9%	77.6%
% of case starts with a reported IOTN of 5	17	148	11.5%	17.5%	17.9%	16.7 %
% of concluded courses in receipt of dual-arch fixed appliances	0	0	N/A	77.0%	69.5%	72.9%
% of concluded courses where treatment was abandoned or discontinued	0	0	N/A	8.5%	9.7%	8.7%
% of patients satisfied with the treatment they have received	0	0	N/A	96.6%	95.2%	95.7%

\* Figures in italics indicate that the base number is less than 100.

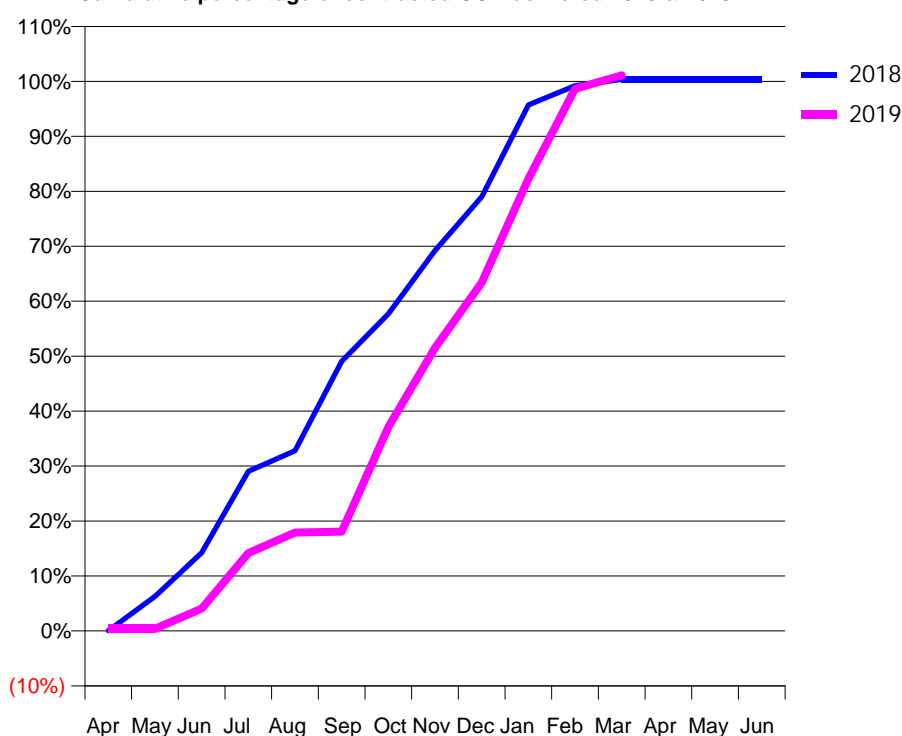
### Q56 - Vital Signs Orthodontic At a Glance Contract Report for 103748/0001 - March 2019

Name or company name	Zain Shamoon	18/19 Contracted general activity (UDA)	3,783
Contract type name	GDS Contract	Carry forward general activity (UDA)	-41
Purpose of contract	General and Orthodontic	18/19 Contracted orthodontic activity (UOA)	1,800
Contract start date	07/12/2015	Carry forward orthodontic activity (UOA)	-7
Contract end date		Baseline contract value	£225,638.75

ACCESS	Contract	England and Wales
24 month ratio of assessments to patient IDs	1.07	1.08

ACTIVITY	Contract
Contract assess and fit appliances (case starts) as a percentage of Area Team case starts	0.9 %

Cumulative percentage of contracted UOA delivered 2018 & 2019



Month	Adjusted Scheduled Activity (UOA)		
	2017	2018	2019
April	24	1	7
May	155	113	7
June	156	256	73
July	405	523	255
August	524	590	322
September	571	883	325
October	867	1,039	668
November	1,008	1,246	927
December	1,193	1,422	1,141
January	1,390	1,723	1,481
February	1,566	1,786	1,776
March	1,777	1,807	1,820
April	1,778	1,807	
May	1,801	1,807	
June	1,801	1,807	

#### QUANTITY METRICS (rolling 12 month period)

	Contract Quantity	Contract Base Number	Contract *	Area Team	Region	England
% of all assessments that were assess and fit appliances (case starts)	83	153	54.2%	49.7%	57.1%	59.2%
% of all assessments that were assess and refuse	13	153	8.5%	13.7%	11.5%	12.0%
% of all assessments that were assess and review	57	153	37.3%	36.6%	31.4%	28.8%
% of case starts with a reported IOTN of 3 and Aesthetic Component of 5 or below	0	83	<i>N/A</i>	0.1%	0.1%	0.1%
% of case starts with a reported IOTN of 3 and Aesthetic Component of 6 or above	0	83	<i>N/A</i>	4.9%	3.9%	3.9%
% of case starts with a reported IOTN of 4	77	83	92.8%	76.9%	75.9%	77.6%
% of case starts with a reported IOTN of 5	6	83	7.2%	17.5%	17.9%	16.7 %
% of concluded courses in receipt of dual-arch fixed appliances	8	26	30.8%	77.0%	69.5%	72.9%
% of concluded courses where treatment was abandoned or discontinued	7	26	26.9%	8.5%	9.7%	8.7%
% of patients satisfied with the treatment they have received	2	2	100.0%	96.6%	95.2%	95.7%

\* Figures in italics indicate that the base number is less than 100.

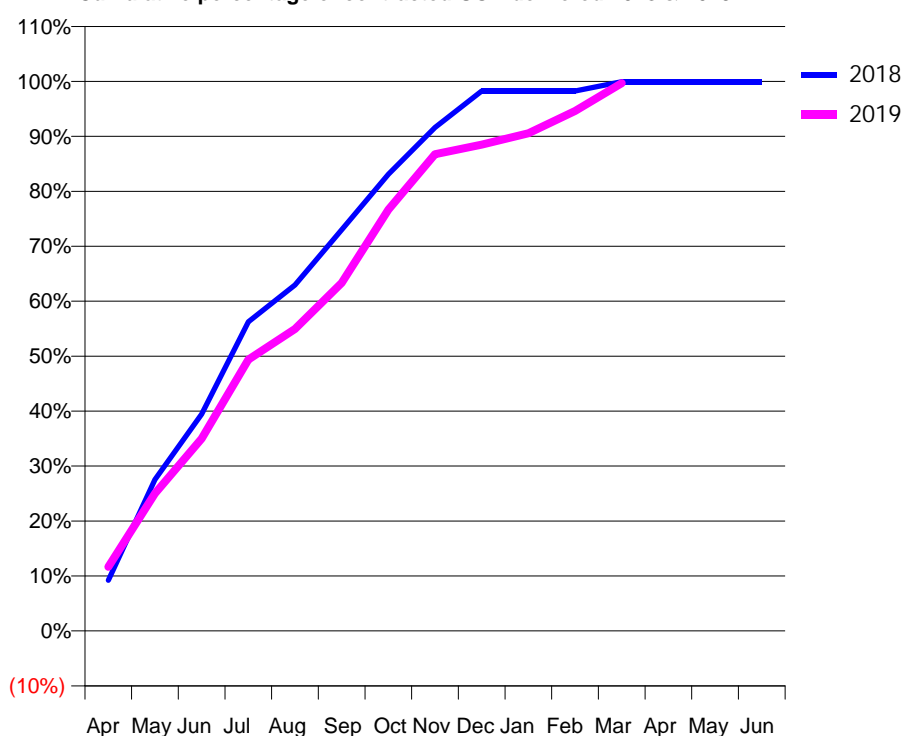
### Q56 - Vital Signs Orthodontic At a Glance Contract Report for 105171/0001 - March 2019

Name or company name	Gentle Dental Practices Ltd	18/19 Contracted general activity (UDA)	14,735
Contract type name	GDS Contract	Carry forward general activity (UDA)	0
Purpose of contract	General and Orthodontic	18/19 Contracted orthodontic activity (UOA)	1,260
Contract start date	01/06/2010	Carry forward orthodontic activity (UOA)	1
Contract end date		Baseline contract value	£444,079.46

ACCESS	Contract	England and Wales
24 month ratio of assessments to patient IDs	1.00	1.08

ACTIVITY	Contract
Contract assess and fit appliances (case starts) as a percentage of Area Team case starts	0.6 %

Cumulative percentage of contracted UOA delivered 2018 & 2019



Month	Adjusted Scheduled Activity (UOA)		
	2017	2018	2019
April	110	116	147
May	240	347	315
June	450	497	441
July	729	709	622
August	771	793	692
September	900	920	798
October	985	1,047	966
November	1,093	1,154	1,093
December	1,160	1,238	1,115
January	1,205	1,238	1,141
February	1,249	1,238	1,192
March	1,270	1,259	1,256
April	1,270	1,259	
May	1,270	1,259	
June	1,270	1,259	

### QUANTITY METRICS (rolling 12 month period)

	Contract Quantity	Contract Base Number	Contract *	Area Team	Region	England
% of all assessments that were assess and fit appliances (case starts)	59	94	62.8%	49.7%	57.1%	59.2%
% of all assessments that were assess and refuse	23	94	24.5%	13.7%	11.5%	12.0%
% of all assessments that were assess and review	12	94	12.8%	36.6%	31.4%	28.8%
% of case starts with a reported IOTN of 3 and Aesthetic Component of 5 or below	0	59	<i>N/A</i>	0.1%	0.1%	0.1%
% of case starts with a reported IOTN of 3 and Aesthetic Component of 6 or above	2	59	3.4%	4.9%	3.9%	3.9%
% of case starts with a reported IOTN of 4	49	59	83.1%	76.9%	75.9%	77.6%
% of case starts with a reported IOTN of 5	8	59	13.6%	17.5%	17.9%	16.7%
% of concluded courses in receipt of dual-arch fixed appliances	48	68	70.6%	77.0%	69.5%	72.9%
% of concluded courses where treatment was abandoned or discontinued	12	68	17.6%	8.5%	9.7%	8.7%
% of patients satisfied with the treatment they have received	3	4	75.0%	96.6%	95.2%	95.7%

\* Figures in italics indicate that the base number is less than 100.

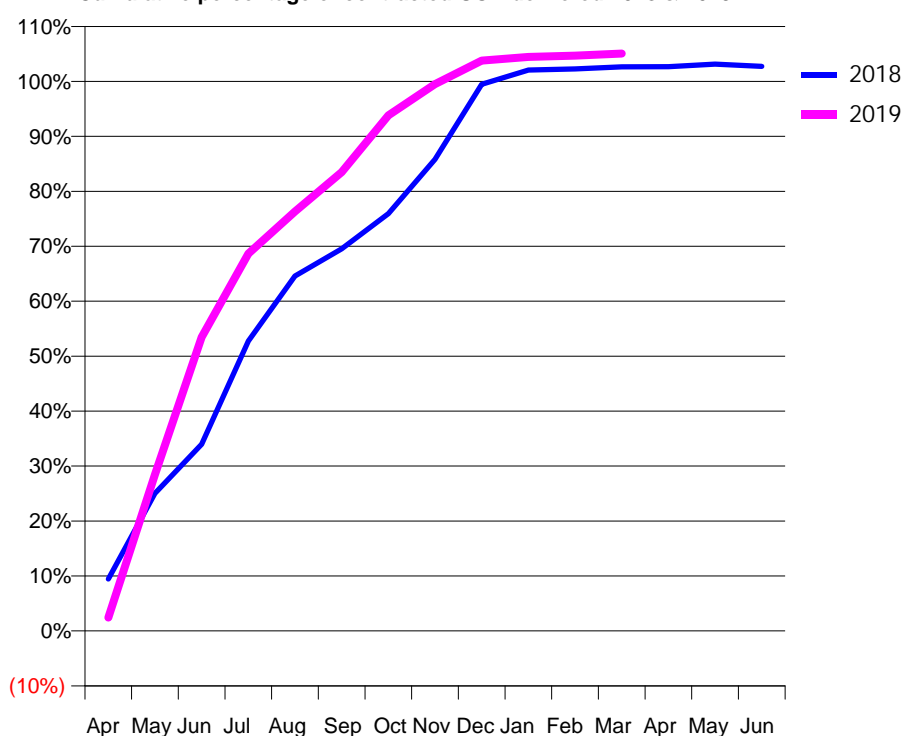
### Q56 - Vital Signs Orthodontic At a Glance Contract Report for 116483/0001 - March 2019

Name or company name	Mr Wadhvani & Mr Hirani	18/19 Contracted general activity (UDA)	0
Contract type name	PDS Contract	Carry forward general activity (UDA)	0
Purpose of contract	Orthodontic	18/19 Contracted orthodontic activity (UOA)	4,800
Contract start date	01/04/2013	Carry forward orthodontic activity (UOA)	-96
Contract end date	03/04/2020	Baseline contract value	£306,493.91

ACCESS	Contract	England and Wales
24 month ratio of assessments to patient IDs	1.09	1.08

ACTIVITY	Contract
Contract assess and fit appliances (case starts) as a percentage of Area Team case starts	2.6 %

Cumulative percentage of contracted UOA delivered 2018 & 2019



Month	Adjusted Scheduled Activity (UOA)		
	2017	2018	2019
April	38	454	117
May	38	1,201	1,365
June	59	1,631	2,566
July	1,337	2,532	3,296
August	1,493	3,100	3,663
September	2,226	3,338	4,006
October	2,787	3,645	4,503
November	3,239	4,119	4,775
December	3,794	4,774	4,981
January	4,229	4,899	5,014
February	4,797	4,909	5,025
March	4,875	4,926	5,043
April	4,900	4,928	
May	4,901	4,950	
June	4,903	4,931	

### QUANTITY METRICS (rolling 12 month period)

	Contract Quantity	Contract Base Number	Contract *	Area Team	Region	England
% of all assessments that were assess and fit appliances (case starts)	235	396	59.3%	49.7%	57.1%	59.2%
% of all assessments that were assess and refuse	42	396	10.6%	13.7%	11.5%	12.0%
% of all assessments that were assess and review	119	396	30.1%	36.6%	31.4%	28.8%
% of case starts with a reported IOTN of 3 and Aesthetic Component of 5 or below	0	235	N/A	0.1%	0.1%	0.1%
% of case starts with a reported IOTN of 3 and Aesthetic Component of 6 or above	34	235	14.5%	4.9%	3.9%	3.9%
% of case starts with a reported IOTN of 4	152	235	64.7%	76.9%	75.9%	77.6%
% of case starts with a reported IOTN of 5	49	235	20.9%	17.5%	17.9%	16.7 %
% of concluded courses in receipt of dual-arch fixed appliances	45	254	17.7%	77.0%	69.5%	72.9%
% of concluded courses where treatment was abandoned or discontinued	28	254	11.0%	8.5%	9.7%	8.7%
% of patients satisfied with the treatment they have received	7	7	100.0%	96.6%	95.2%	95.7%

\* Figures in italics indicate that the base number is less than 100.

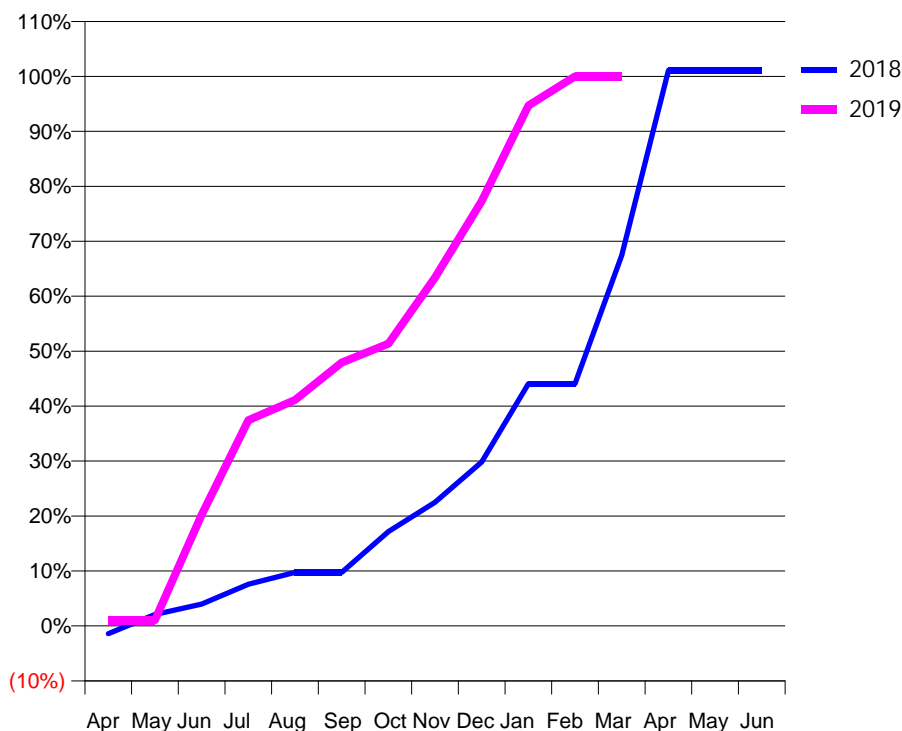
### Q56 - Vital Signs Orthodontic At a Glance Contract Report for 116483/0002 - March 2019

Name or company name	Mr Wadhvani & Mr Hirani	18/19 Contracted general activity (UDA)	0
Contract type name	PDS Contract	Carry forward general activity (UDA)	0
Purpose of contract	Orthodontic	18/19 Contracted orthodontic activity (UOA)	1,221
Contract start date	01/04/2013	Carry forward orthodontic activity (UOA)	-13
Contract end date	03/04/2020	Baseline contract value	£77,964.39

ACCESS	Contract	England and Wales
24 month ratio of assessments to patient IDs	1.08	1.08

ACTIVITY	Contract
Contract assess and fit appliances (case starts) as a percentage of Area Team case starts	0.9 %

Cumulative percentage of contracted UOA delivered 2018 & 2019



Month	Adjusted Scheduled Activity (UOA)		
	2017	2018	2019
April	0	-17	13
May	63	25	13
June	85	48	247
July	148	91	457
August	195	117	502
September	195	117	585
October	321	206	627
November	427	270	774
December	471	358	944
January	576	529	1,156
February	790	529	1,221
March	987	809	1,221
April	1,183	1,213	
May	1,183	1,213	
June	1,183	1,213	

#### QUANTITY METRICS (rolling 12 month period)

	Contract Quantity	Contract Base Number	Contract *	Area Team	Region	England
% of all assessments that were assess and fit appliances (case starts)	79	98	80.6%	49.7%	57.1%	59.2%
% of all assessments that were assess and refuse	5	98	5.1%	13.7%	11.5%	12.0%
% of all assessments that were assess and review	14	98	14.3%	36.6%	31.4%	28.8%
% of case starts with a reported IOTN of 3 and Aesthetic Component of 5 or below	0	79	N/A	0.1%	0.1%	0.1%
% of case starts with a reported IOTN of 3 and Aesthetic Component of 6 or above	11	79	13.9%	4.9%	3.9%	3.9%
% of case starts with a reported IOTN of 4	49	79	62.0%	76.9%	75.9%	77.6%
% of case starts with a reported IOTN of 5	17	79	21.5%	17.5%	17.9%	16.7 %
% of concluded courses in receipt of dual-arch fixed appliances	0	16	N/A	77.0%	69.5%	72.9%
% of concluded courses where treatment was abandoned or discontinued	3	16	18.8%	8.5%	9.7%	8.7%
% of patients satisfied with the treatment they have received	3	3	100.0%	96.6%	95.2%	95.7%

\* Figures in italics indicate that the base number is less than 100.



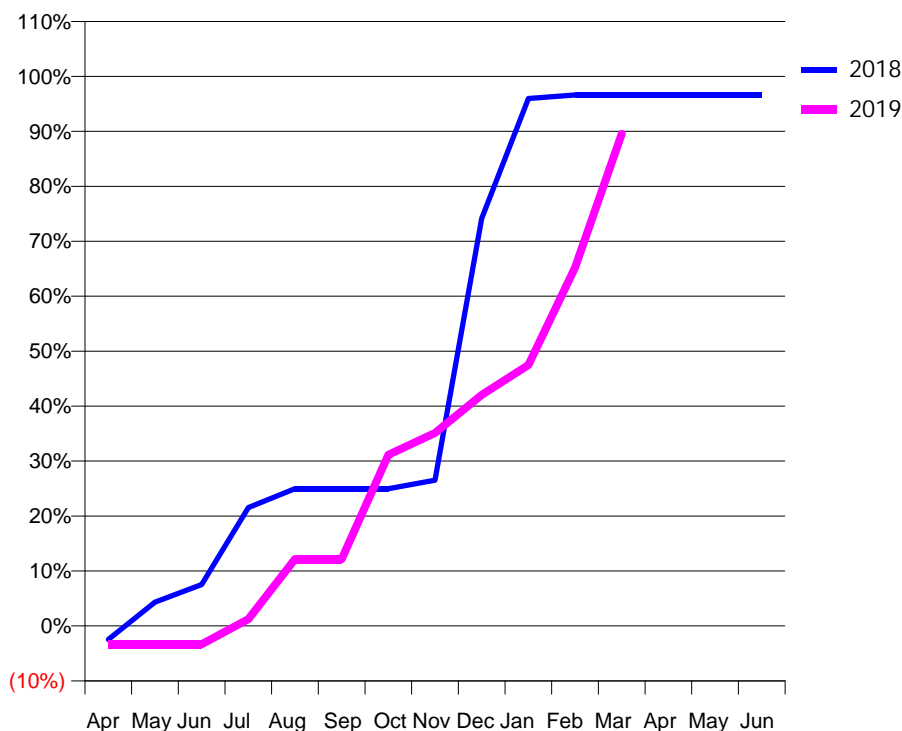
### Q56 - Vital Signs Orthodontic At a Glance Contract Report for 117994/0002 - March 2019

Name or company name	Wensleydale Dental Practice	18/19 Contracted general activity (UDA)	0
Contract type name	PDS Contract	Carry forward general activity (UDA)	0
Purpose of contract	Orthodontic	18/19 Contracted orthodontic activity (UOA)	1,365
Contract start date	01/07/2011	Carry forward orthodontic activity (UOA)	46
Contract end date	03/04/2020	Baseline contract value	£87,146.47

ACCESS	Contract	England and Wales
24 month ratio of assessments to patient IDs	1.10	1.08

ACTIVITY	Contract
Contract assess and fit appliances (case starts) as a percentage of Area Team case starts	0.6 %

Cumulative percentage of contracted UOA delivered 2018 & 2019



Month	Adjusted Scheduled Activity (UOA)		
	2017	2018	2019
April	0	-34	-46
May	0	59	-46
June	214	103	-46
July	262	294	17
August	439	341	166
September	556	341	166
October	619	341	425
November	874	362	479
December	1,000	1,012	574
January	1,169	1,310	648
February	1,274	1,319	890
March	1,276	1,319	1,222
April	1,329	1,319	
May	1,329	1,319	
June	1,329	1,319	

#### QUANTITY METRICS (rolling 12 month period)

	Contract Quantity	Contract Base Number	Contract *	Area Team	Region	England
% of all assessments that were assess and fit appliances (case starts)	56	149	37.6%	49.7%	57.1%	59.2%
% of all assessments that were assess and refuse	58	149	38.9%	13.7%	11.5%	12.0%
% of all assessments that were assess and review	35	149	23.5%	36.6%	31.4%	28.8%
% of case starts with a reported IOTN of 3 and Aesthetic Component of 5 or below	0	56	<i>N/A</i>	0.1%	0.1%	0.1%
% of case starts with a reported IOTN of 3 and Aesthetic Component of 6 or above	1	56	<i>1.8%</i>	4.9%	3.9%	3.9%
% of case starts with a reported IOTN of 4	50	56	<i>89.3%</i>	76.9%	75.9%	77.6%
% of case starts with a reported IOTN of 5	5	56	<i>8.9%</i>	17.5%	17.9%	16.7 %
% of concluded courses in receipt of dual-arch fixed appliances	0	40	<i>N/A</i>	77.0%	69.5%	72.9%
% of concluded courses where treatment was abandoned or discontinued	13	40	<i>32.5%</i>	8.5%	9.7%	8.7%
% of patients satisfied with the treatment they have received	0	1	<i>0.0%</i>	96.6%	95.2%	95.7%

\* Figures in italics indicate that the base number is less than 100.

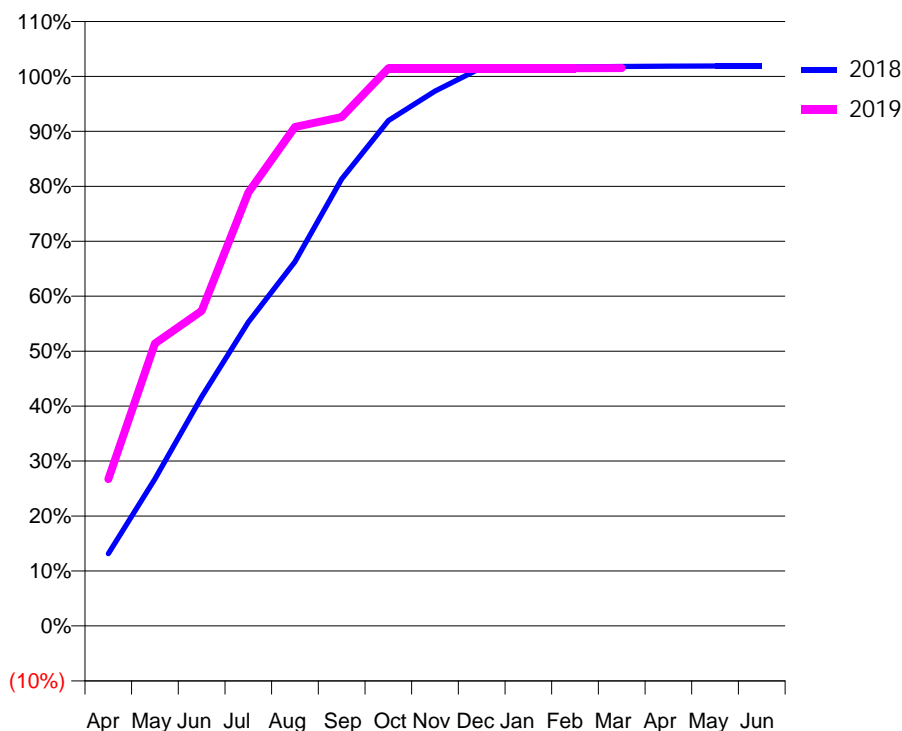
### Q56 - Vital Signs Orthodontic At a Glance Contract Report for 118036/0001 - March 2019

Name or company name	DU TOIT & BURGER PARTNERSHIP (IPSWICH) LT	18/19 Contracted general activity (UDA)	42,501
Contract type name	GDS Contract	Carry forward general activity (UDA)	0
Purpose of contract	General and Orthodontic	18/19 Contracted orthodontic activity (UOA)	7,184
Contract start date	01/04/2007	Carry forward orthodontic activity (UOA)	-135
Contract end date		Baseline contract value	£1,480,059.73

ACCESS	Contract	England and Wales
24 month ratio of assessments to patient IDs	1.01	1.08

ACTIVITY	Contract
Contract assess and fit appliances (case starts) as a percentage of Area Team case starts	3.7 %

Cumulative percentage of contracted UOA delivered 2018 & 2019



Month	Adjusted Scheduled Activity (UOA)		
	2017	2018	2019
April	924	944	1,920
May	1,833	1,922	3,692
June	2,681	2,996	4,119
July	3,829	3,972	5,667
August	4,345	4,761	6,522
September	4,669	5,843	6,651
October	5,685	6,606	7,289
November	6,507	6,992	7,290
December	7,314	7,298	7,290
January	7,337	7,302	7,290
February	7,346	7,308	7,290
March	7,359	7,312	7,292
April	7,362	7,317	
May	7,363	7,319	
June	7,363	7,319	

### QUANTITY METRICS (rolling 12 month period)

	Contract Quantity	Contract Base Number	Contract *	Area Team	Region	England
% of all assessments that were assess and fit appliances (case starts)	341	396	86.1%	49.7%	57.1%	59.2%
% of all assessments that were assess and refuse	17	396	4.3%	13.7%	11.5%	12.0%
% of all assessments that were assess and review	38	396	9.6%	36.6%	31.4%	28.8%
% of case starts with a reported IOTN of 3 and Aesthetic Component of 5 or below	0	341	N/A	0.1%	0.1%	0.1%
% of case starts with a reported IOTN of 3 and Aesthetic Component of 6 or above	6	341	1.8%	4.9%	3.9%	3.9%
% of case starts with a reported IOTN of 4	255	341	74.8%	76.9%	75.9%	77.6%
% of case starts with a reported IOTN of 5	80	341	23.5%	17.5%	17.9%	16.7 %
% of concluded courses in receipt of dual-arch fixed appliances	282	382	73.8%	77.0%	69.5%	72.9%
% of concluded courses where treatment was abandoned or discontinued	28	382	7.3%	8.5%	9.7%	8.7%
% of patients satisfied with the treatment they have received	12	12	100.0%	96.6%	95.2%	95.7%

\* Figures in italics indicate that the base number is less than 100.

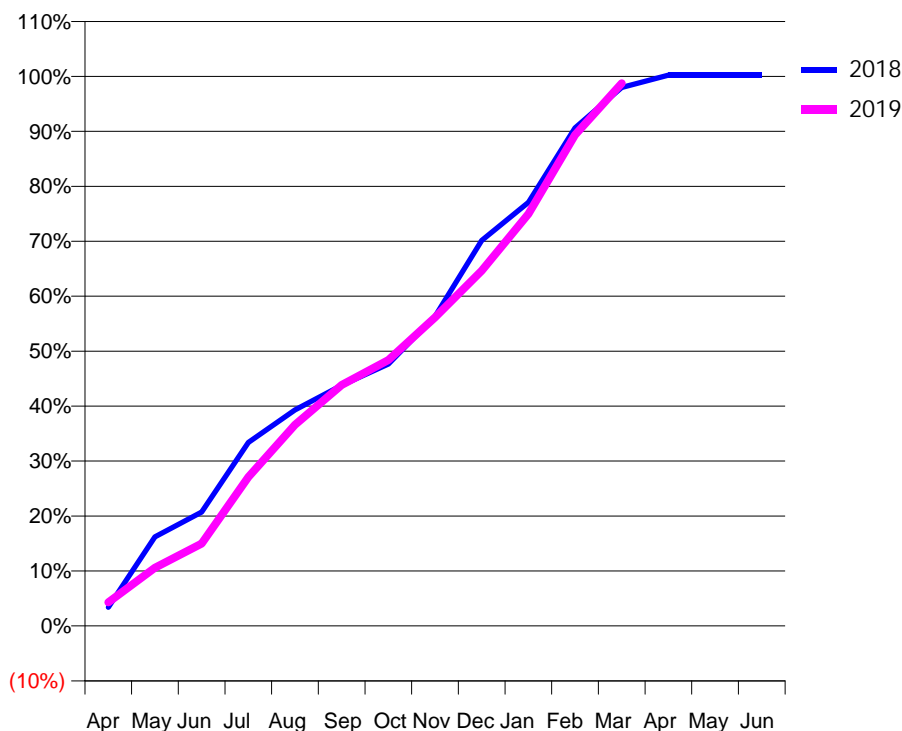
### Q56 - Vital Signs Orthodontic At a Glance Contract Report for 122521/0001 - March 2019

Name or company name	Portman Healthcare	18/19 Contracted general activity (UDA)	0
Contract type name	PDS Contract	Carry forward general activity (UDA)	0
Purpose of contract	Orthodontic	18/19 Contracted orthodontic activity (UOA)	11,474
Contract start date	01/04/2011	Carry forward orthodontic activity (UOA)	-25
Contract end date	03/04/2020	Baseline contract value	£711,347.29

ACCESS	Contract	England and Wales
24 month ratio of assessments to patient IDs	1.22	1.08

ACTIVITY	Contract
Contract assess and fit appliances (case starts) as a percentage of Area Team case starts	5.6 %

Cumulative percentage of contracted UOA delivered 2018 & 2019



Month	Adjusted Scheduled Activity (UOA)		
	2017	2018	2019
April	1,261	390	495
May	2,080	1,861	1,216
June	4,172	2,377	1,720
July	6,153	3,834	3,110
August	7,341	4,508	4,198
September	7,512	5,025	5,031
October	7,829	5,471	5,554
November	7,899	6,460	6,442
December	8,678	8,048	7,416
January	9,203	8,843	8,602
February	10,292	10,399	10,251
March	11,371	11,243	11,327
April	11,497	11,499	
May	11,497	11,499	
June	11,497	11,499	

#### QUANTITY METRICS (rolling 12 month period)

	Contract Quantity	Contract Base Number	Contract *	Area Team	Region	England
% of all assessments that were assess and fit appliances (case starts)	514	1,353	38.0%	49.7%	57.1%	59.2%
% of all assessments that were assess and refuse	195	1,353	14.4%	13.7%	11.5%	12.0%
% of all assessments that were assess and review	644	1,353	47.6%	36.6%	31.4%	28.8%
% of case starts with a reported IOTN of 3 and Aesthetic Component of 5 or below	0	514	N/A	0.1%	0.1%	0.1%
% of case starts with a reported IOTN of 3 and Aesthetic Component of 6 or above	23	514	4.5%	4.9%	3.9%	3.9%
% of case starts with a reported IOTN of 4	380	514	73.9%	76.9%	75.9%	77.6%
% of case starts with a reported IOTN of 5	110	514	21.4%	17.5%	17.9%	16.7 %
% of concluded courses in receipt of dual-arch fixed appliances	325	403	80.6%	77.0%	69.5%	72.9%
% of concluded courses where treatment was abandoned or discontinued	22	403	5.5%	8.5%	9.7%	8.7%
% of patients satisfied with the treatment they have received	2	2	100.0%	96.6%	95.2%	95.7%

\* Figures in italics indicate that the base number is less than 100.

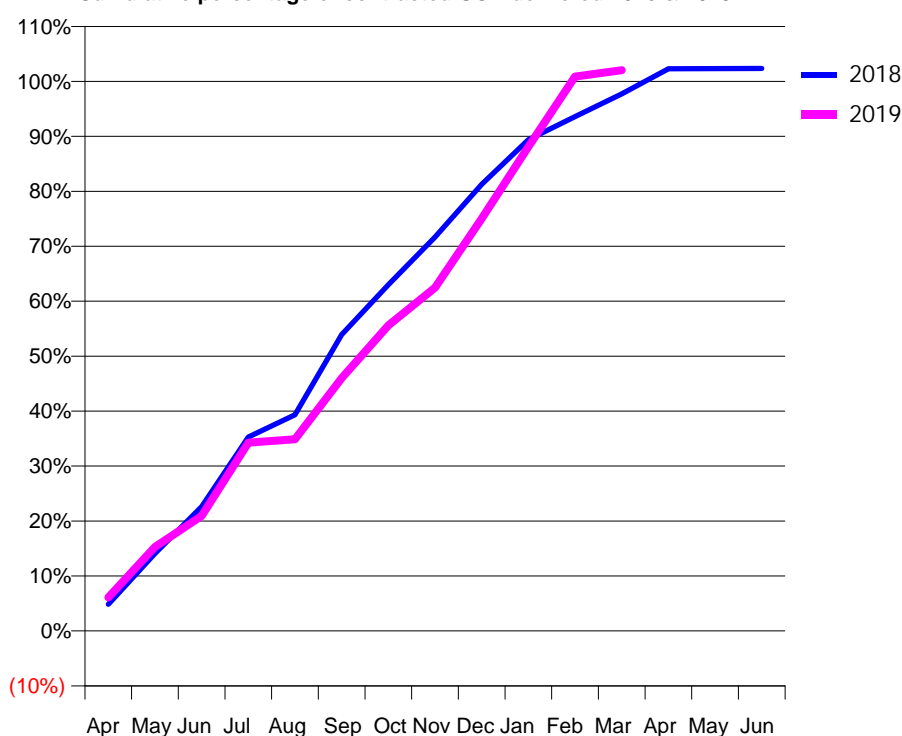
### Q56 - Vital Signs Orthodontic At a Glance Contract Report for 123889/0001 - March 2019

Name or company name	Graham Best Limited	18/19 Contracted general activity (UDA)	0
Contract type name	PDS Contract	Carry forward general activity (UDA)	0
Purpose of contract	Orthodontic	18/19 Contracted orthodontic activity (UOA)	4,200
Contract start date	01/06/2011	Carry forward orthodontic activity (UOA)	-84
Contract end date	03/04/2020	Baseline contract value	£259,610.12

ACCESS	Contract	England and Wales
24 month ratio of assessments to patient IDs	1.00	1.08

ACTIVITY	Contract
Contract assess and fit appliances (case starts) as a percentage of Area Team case starts	2.3 %

Cumulative percentage of contracted UOA delivered 2018 & 2019



Month	Adjusted Scheduled Activity (UOA)		
	2017	2018	2019
April	374	203	256
May	1,067	592	642
June	1,469	950	879
July	2,169	1,481	1,439
August	2,571	1,652	1,465
September	2,761	2,265	1,932
October	3,270	2,646	2,336
November	3,569	3,009	2,623
December	3,780	3,413	3,152
January	3,920	3,754	3,700
February	4,198	3,931	4,236
March	4,249	4,104	4,285
April	4,272	4,296	
May	4,273	4,297	
June	4,273	4,299	

### QUANTITY METRICS (rolling 12 month period)

	Contract Quantity	Contract Base Number	Contract *	Area Team	Region	England
% of all assessments that were assess and fit appliances (case starts)	211	280	75.4%	49.7%	57.1%	59.2%
% of all assessments that were assess and refuse	55	280	19.6%	13.7%	11.5%	12.0%
% of all assessments that were assess and review	14	280	5.0%	36.6%	31.4%	28.8%
% of case starts with a reported IOTN of 3 and Aesthetic Component of 5 or below	0	211	N/A	0.1%	0.1%	0.1%
% of case starts with a reported IOTN of 3 and Aesthetic Component of 6 or above	7	211	3.3%	4.9%	3.9%	3.9%
% of case starts with a reported IOTN of 4	140	211	66.4%	76.9%	75.9%	77.6%
% of case starts with a reported IOTN of 5	61	211	28.9%	17.5%	17.9%	16.7 %
% of concluded courses in receipt of dual-arch fixed appliances	138	155	89.0%	77.0%	69.5%	72.9%
% of concluded courses where treatment was abandoned or discontinued	5	155	3.2%	8.5%	9.7%	8.7%
% of patients satisfied with the treatment they have received	0	1	0.0%	96.6%	95.2%	95.7%

\* Figures in italics indicate that the base number is less than 100.

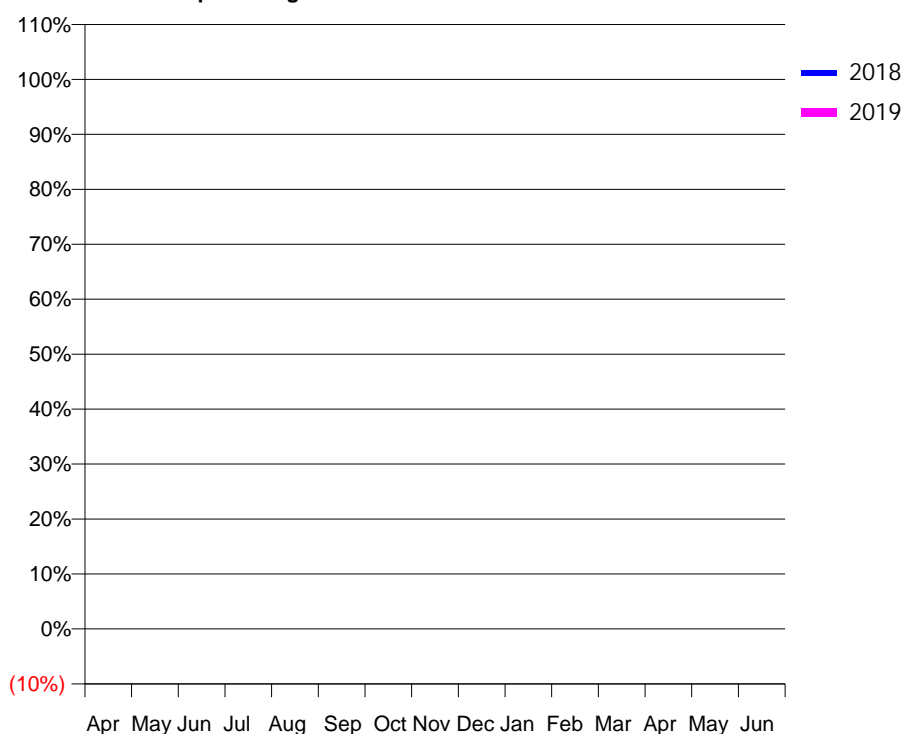
### Q56 - Vital Signs Orthodontic At a Glance Contract Report for 124230/0001 - March 2019

Name or company name	Kenneth Ng Surgery Ltd	18/19 Contracted general activity (UDA)	9,340
Contract type name	GDS Contract	Carry forward general activity (UDA)	-161
Purpose of contract	General and Orthodontic	18/19 Contracted orthodontic activity (UOA)	0
Contract start date	01/08/2008	Carry forward orthodontic activity (UOA)	0
Contract end date		Baseline contract value	£249,317.43

ACCESS	Contract	England and Wales
24 month ratio of assessments to patient IDs	1.14	1.08

ACTIVITY	Contract
Contract assess and fit appliances (case starts) as a percentage of Area Team case starts	0.1 %

Cumulative percentage of contracted UOA delivered 2018 & 2019



Month	Adjusted Scheduled Activity (UOA)		
	2017	2018	2019
April	0	1	1
May	48	24	1
June	51	46	2
July	55	50	3
August	55	98	7
September	99	99	7
October	102	120	7
November	124	130	7
December	124	175	7
January	124	200	10
February	124	203	10
March	125	204	155
April	127	207	
May	127	207	
June	127	207	

### QUANTITY METRICS (rolling 12 month period)

	Contract Quantity	Contract Base Number	Contract *	Area Team	Region	England
% of all assessments that were assess and fit appliances (case starts)	7	20	35.0%	49.7%	57.1%	59.2%
% of all assessments that were assess and refuse	0	20	0.0%	13.7%	11.5%	12.0%
% of all assessments that were assess and review	13	20	65.0%	36.6%	31.4%	28.8%
% of case starts with a reported IOTN of 3 and Aesthetic Component of 5 or below	0	7	N/A	0.1%	0.1%	0.1%
% of case starts with a reported IOTN of 3 and Aesthetic Component of 6 or above	0	7	N/A	4.9%	3.9%	3.9%
% of case starts with a reported IOTN of 4	7	7	100.0%	76.9%	75.9%	77.6%
% of case starts with a reported IOTN of 5	0	7	N/A	17.5%	17.9%	16.7 %
% of concluded courses in receipt of dual-arch fixed appliances	1	1	100.0%	77.0%	69.5%	72.9%
% of concluded courses where treatment was abandoned or discontinued	0	1	0.0%	8.5%	9.7%	8.7%
% of patients satisfied with the treatment they have received	0	0	N/A	96.6%	95.2%	95.7%

\* Figures in italics indicate that the base number is less than 100.

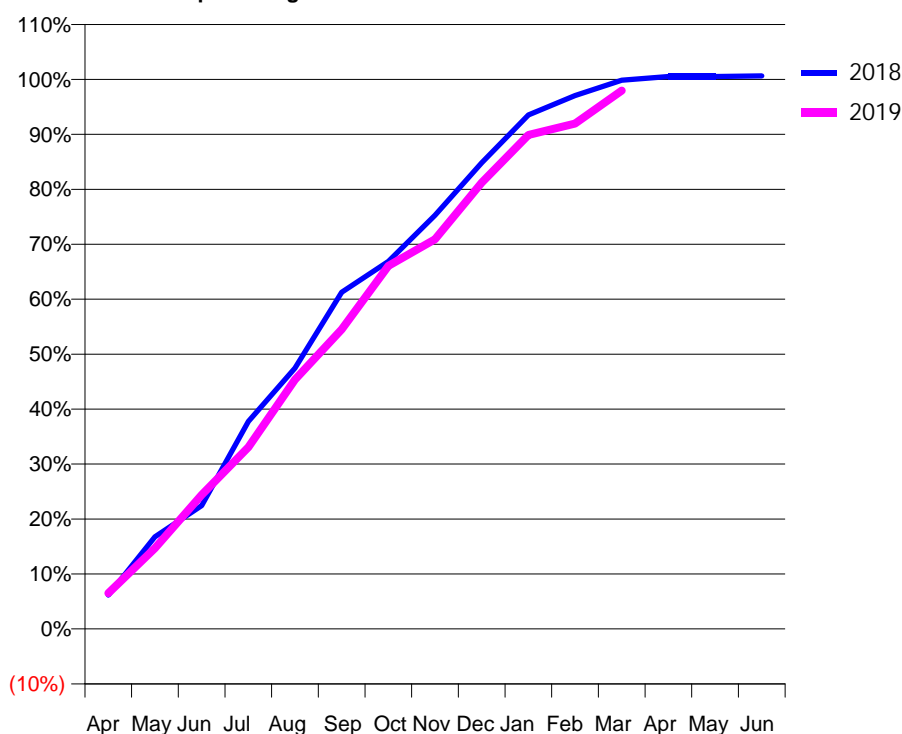
### Q56 - Vital Signs Orthodontic At a Glance Contract Report for 132306/0001 - March 2019

Name or company name	Anglia Orthodontics	18/19 Contracted general activity (UDA)	0
Contract type name	PDS Contract	Carry forward general activity (UDA)	0
Purpose of contract	Orthodontic	18/19 Contracted orthodontic activity (UOA)	20,512
Contract start date	01/04/2007	Carry forward orthodontic activity (UOA)	-127
Contract end date	03/04/2020	Baseline contract value	£1,309,750.66

ACCESS	Contract	England and Wales
24 month ratio of assessments to patient IDs	1.01	1.08

ACTIVITY	Contract
Contract assess and fit appliances (case starts) as a percentage of Area Team case starts	10.6 %

Cumulative percentage of contracted UOA delivered 2018 & 2019



Month	Adjusted Scheduled Activity (UOA)		
	2017	2018	2019
April	152	1,265	1,337
May	3,332	3,437	3,012
June	3,564	4,604	5,003
July	7,249	7,750	6,781
August	8,424	9,734	9,307
September	9,953	12,564	11,183
October	11,423	13,721	13,552
November	13,429	15,438	14,543
December	15,561	17,399	16,656
January	17,050	19,181	18,436
February	18,453	19,907	18,865
March	20,160	20,479	20,090
April	20,680	20,618	
May	20,701	20,618	
June	20,785	20,639	

#### QUANTITY METRICS (rolling 12 month period)

	Contract Quantity	Contract Base Number	Contract *	Area Team	Region	England
% of all assessments that were assess and fit appliances (case starts)	978	1,282	76.3%	49.7%	57.1%	59.2%
% of all assessments that were assess and refuse	272	1,282	21.2%	13.7%	11.5%	12.0%
% of all assessments that were assess and review	32	1,282	2.5%	36.6%	31.4%	28.8%
% of case starts with a reported IOTN of 3 and Aesthetic Component of 5 or below	0	978	N/A	0.1%	0.1%	0.1%
% of case starts with a reported IOTN of 3 and Aesthetic Component of 6 or above	16	978	1.6%	4.9%	3.9%	3.9%
% of case starts with a reported IOTN of 4	838	978	85.7%	76.9%	75.9%	77.6%
% of case starts with a reported IOTN of 5	124	978	12.7%	17.5%	17.9%	16.7 %
% of concluded courses in receipt of dual-arch fixed appliances	849	925	91.8%	77.0%	69.5%	72.9%
% of concluded courses where treatment was abandoned or discontinued	48	925	5.2%	8.5%	9.7%	8.7%
% of patients satisfied with the treatment they have received	22	22	100.0%	96.6%	95.2%	95.7%

\* Figures in italics indicate that the base number is less than 100.

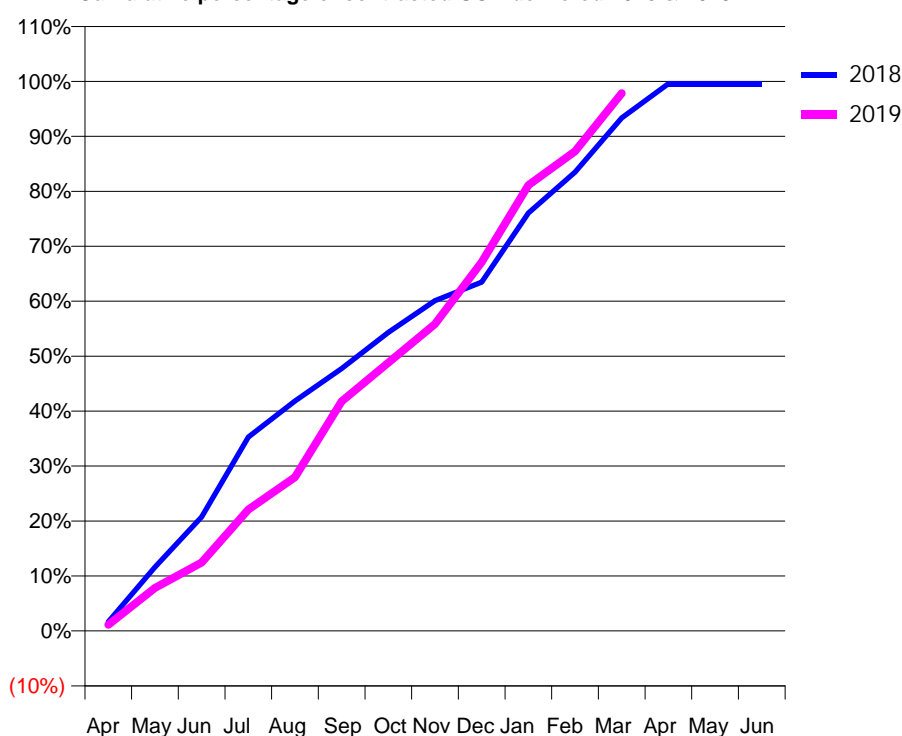
### Q56 - Vital Signs Orthodontic At a Glance Contract Report for 132306/0003 - March 2019

Name or company name	Anglia Orthodontics	18/19 Contracted general activity (UDA)	0
Contract type name	PDS Contract	Carry forward general activity (UDA)	0
Purpose of contract	Orthodontic	18/19 Contracted orthodontic activity (UOA)	5,128
Contract start date	01/04/2013	Carry forward orthodontic activity (UOA)	48
Contract end date	03/04/2020	Baseline contract value	£327,437.66

ACCESS	Contract	England and Wales
24 month ratio of assessments to patient IDs	1.05	1.08

ACTIVITY	Contract
Contract assess and fit appliances (case starts) as a percentage of Area Team case starts	2.8 %

Cumulative percentage of contracted UOA delivered 2018 & 2019



Month	Adjusted Scheduled Activity (UOA)		
	2017	2018	2019
April	-26	86	58
May	952	595	401
June	952	1,065	639
July	2,085	1,809	1,133
August	2,455	2,146	1,434
September	2,778	2,448	2,142
October	3,063	2,786	2,503
November	3,713	3,082	2,864
December	3,950	3,255	3,441
January	4,472	3,899	4,159
February	4,728	4,280	4,476
March	4,986	4,786	5,017
April	5,177	5,106	
May	5,177	5,106	
June	5,198	5,106	

#### QUANTITY METRICS (rolling 12 month period)

	Contract Quantity	Contract Base Number	Contract *	Area Team	Region	England
% of all assessments that were assess and fit appliances (case starts)	260	351	74.1%	49.7%	57.1%	59.2%
% of all assessments that were assess and refuse	60	351	17.1%	13.7%	11.5%	12.0%
% of all assessments that were assess and review	31	351	8.8%	36.6%	31.4%	28.8%
% of case starts with a reported IOTN of 3 and Aesthetic Component of 5 or below	1	260	0.4%	0.1%	0.1%	0.1%
% of case starts with a reported IOTN of 3 and Aesthetic Component of 6 or above	4	260	1.5%	4.9%	3.9%	3.9%
% of case starts with a reported IOTN of 4	222	260	85.4%	76.9%	75.9%	77.6%
% of case starts with a reported IOTN of 5	29	260	11.2%	17.5%	17.9%	16.7 %
% of concluded courses in receipt of dual-arch fixed appliances	228	248	91.9%	77.0%	69.5%	72.9%
% of concluded courses where treatment was abandoned or discontinued	12	248	4.8%	8.5%	9.7%	8.7%
% of patients satisfied with the treatment they have received	2	2	100.0%	96.6%	95.2%	95.7%

\* Figures in italics indicate that the base number is less than 100.

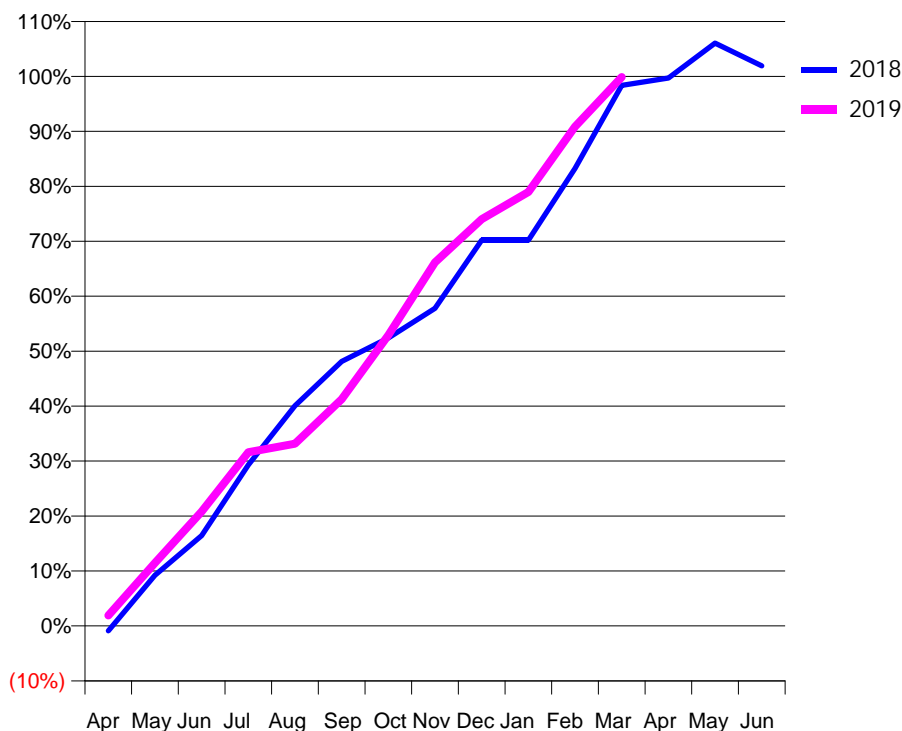
### Q56 - Vital Signs Orthodontic At a Glance Contract Report for 133582/0001 - March 2019

Name or company name	Dr Horan & Dr Simkiene	18/19 Contracted general activity (UDA)	15,998
Contract type name	GDS Contract	Carry forward general activity (UDA)	298
Purpose of contract	General and Orthodontic	18/19 Contracted orthodontic activity (UOA)	4,054
Contract start date	01/05/2013	Carry forward orthodontic activity (UOA)	-77
Contract end date		Baseline contract value	£613,513.40

ACCESS	Contract	England and Wales
24 month ratio of assessments to patient IDs	1.64	1.08

ACTIVITY	Contract
Contract assess and fit appliances (case starts) as a percentage of Area Team case starts	2.1 %

Cumulative percentage of contracted UOA delivered 2018 & 2019



Month	Adjusted Scheduled Activity (UOA)		
	2017	2018	2019
April	0	-37	77
May	999	374	465
June	1,093	667	844
July	1,618	1,189	1,281
August	1,846	1,624	1,344
September	2,317	1,951	1,673
October	2,317	2,124	2,146
November	2,788	2,343	2,682
December	3,222	2,846	3,001
January	3,359	2,846	3,201
February	3,967	3,375	3,683
March	3,967	3,988	4,049
April	3,967	4,042	
May	3,996	4,300	
June	4,017	4,131	

#### QUANTITY METRICS (rolling 12 month period)

	Contract Quantity	Contract Base Number	Contract *	Area Team	Region	England
% of all assessments that were assess and fit appliances (case starts)	189	561	33.7%	49.7%	57.1%	59.2%
% of all assessments that were assess and refuse	7	561	1.2%	13.7%	11.5%	12.0%
% of all assessments that were assess and review	365	561	65.1%	36.6%	31.4%	28.8%
% of case starts with a reported IOTN of 3 and Aesthetic Component of 5 or below	0	189	N/A	0.1%	0.1%	0.1%
% of case starts with a reported IOTN of 3 and Aesthetic Component of 6 or above	0	189	N/A	4.9%	3.9%	3.9%
% of case starts with a reported IOTN of 4	143	189	75.7%	76.9%	75.9%	77.6%
% of case starts with a reported IOTN of 5	46	189	24.3%	17.5%	17.9%	16.7 %
% of concluded courses in receipt of dual-arch fixed appliances	85	121	70.2%	77.0%	69.5%	72.9%
% of concluded courses where treatment was abandoned or discontinued	31	121	25.6%	8.5%	9.7%	8.7%
% of patients satisfied with the treatment they have received	3	3	100.0%	96.6%	95.2%	95.7%

\* Figures in italics indicate that the base number is less than 100.



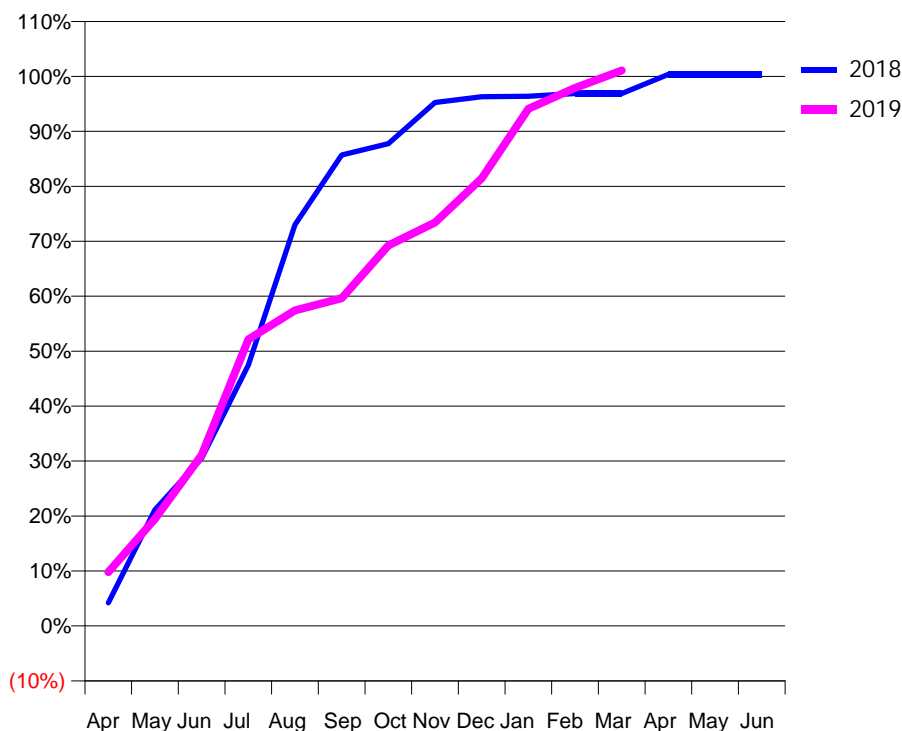
### Q56 - Vital Signs Orthodontic At a Glance Contract Report for 157635/0001 - March 2019

Name or company name	Friars Street Dental Ltd	18/19 Contracted general activity (UDA)	2,500
Contract type name	GDS Contract	Carry forward general activity (UDA)	0
Purpose of contract	General and Orthodontic	18/19 Contracted orthodontic activity (UOA)	2,022
Contract start date	01/11/2015	Carry forward orthodontic activity (UOA)	-7
Contract end date		Baseline contract value	£189,233.60

ACCESS	Contract	England and Wales
24 month ratio of assessments to patient IDs	1.04	1.08

ACTIVITY	Contract
Contract assess and fit appliances (case starts) as a percentage of Area Team case starts	1.1 %

Cumulative percentage of contracted UOA delivered 2018 & 2019



Month	Adjusted Scheduled Activity (UOA)		
	2017	2018	2019
April	149	85	198
May	256	427	394
June	428	617	629
July	707	960	1,054
August	927	1,476	1,161
September	1,053	1,733	1,206
October	1,117	1,775	1,400
November	1,244	1,926	1,484
December	1,503	1,947	1,647
January	1,756	1,949	1,903
February	2,002	1,959	1,979
March	2,065	1,959	2,043
April	2,131	2,029	
May	2,131	2,029	
June	2,131	2,029	

#### QUANTITY METRICS (rolling 12 month period)

	Contract Quantity	Contract Base Number	Contract *	Area Team	Region	England
% of all assessments that were assess and fit appliances (case starts)	100	158	63.3%	49.7%	57.1%	59.2%
% of all assessments that were assess and refuse	22	158	13.9%	13.7%	11.5%	12.0%
% of all assessments that were assess and review	36	158	22.8%	36.6%	31.4%	28.8%
% of case starts with a reported IOTN of 3 and Aesthetic Component of 5 or below	0	100	N/A	0.1%	0.1%	0.1%
% of case starts with a reported IOTN of 3 and Aesthetic Component of 6 or above	0	100	N/A	4.9%	3.9%	3.9%
% of case starts with a reported IOTN of 4	70	100	70.0%	76.9%	75.9%	77.6%
% of case starts with a reported IOTN of 5	17	100	17.0%	17.5%	17.9%	16.7 %
% of concluded courses in receipt of dual-arch fixed appliances	0	104	N/A	77.0%	69.5%	72.9%
% of concluded courses where treatment was abandoned or discontinued	0	104	0.0%	8.5%	9.7%	8.7%
% of patients satisfied with the treatment they have received	3	3	100.0%	96.6%	95.2%	95.7%

\* Figures in italics indicate that the base number is less than 100.

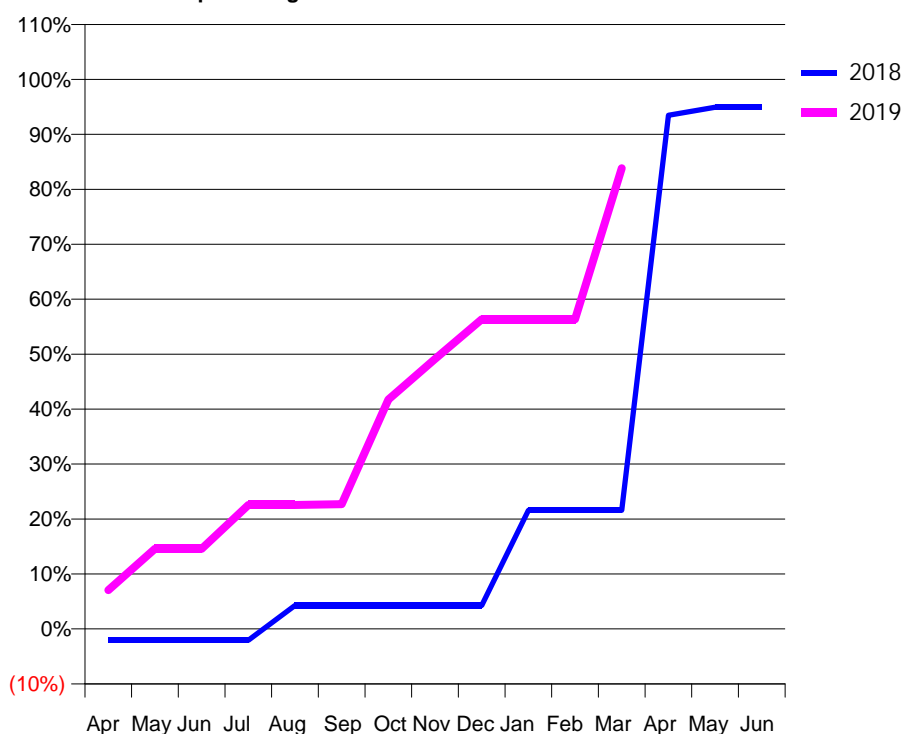
### Q56 - Vital Signs Orthodontic At a Glance Contract Report for 157872/0001 - March 2019

Name or company name	St Marks Orthodontics	18/19 Contracted general activity (UDA)	0
Contract type name	PDS Contract	Carry forward general activity (UDA)	0
Purpose of contract	Orthodontic	18/19 Contracted orthodontic activity (UOA)	1,454
Contract start date	19/08/2013	Carry forward orthodontic activity (UOA)	4
Contract end date	03/04/2020	Baseline contract value	£90,403.81

ACCESS	Contract	England and Wales
24 month ratio of assessments to patient IDs	1.02	1.08

ACTIVITY	Contract
Contract assess and fit appliances (case starts) as a percentage of Area Team case starts	1.2 %

Cumulative percentage of contracted UOA delivered 2018 & 2019



Month	Adjusted Scheduled Activity (UOA)		
	2017	2018	2019
April	3	-30	103
May	4	-30	212
June	48	-30	212
July	49	-30	328
August	136	62	328
September	169	62	330
October	169	62	607
November	238	62	714
December	301	62	819
January	301	314	819
February	559	314	819
March	857	314	1,219
April	1,403	1,359	
May	1,403	1,380	
June	1,403	1,380	

#### QUANTITY METRICS (rolling 12 month period)

	Contract Quantity	Contract Base Number	Contract *	Area Team	Region	England
% of all assessments that were assess and fit appliances (case starts)	108	144	75.0%	49.7%	57.1%	59.2%
% of all assessments that were assess and refuse	4	144	2.8%	13.7%	11.5%	12.0%
% of all assessments that were assess and review	32	144	22.2%	36.6%	31.4%	28.8%
% of case starts with a reported IOTN of 3 and Aesthetic Component of 5 or below	0	108	N/A	0.1%	0.1%	0.1%
% of case starts with a reported IOTN of 3 and Aesthetic Component of 6 or above	3	108	2.8%	4.9%	3.9%	3.9%
% of case starts with a reported IOTN of 4	91	108	84.3%	76.9%	75.9%	77.6%
% of case starts with a reported IOTN of 5	14	108	13.0%	17.5%	17.9%	16.7 %
% of concluded courses in receipt of dual-arch fixed appliances	1	22	4.5%	77.0%	69.5%	72.9%
% of concluded courses where treatment was abandoned or discontinued	11	22	50.0%	8.5%	9.7%	8.7%
% of patients satisfied with the treatment they have received	0	0	N/A	96.6%	95.2%	95.7%

\* Figures in italics indicate that the base number is less than 100.

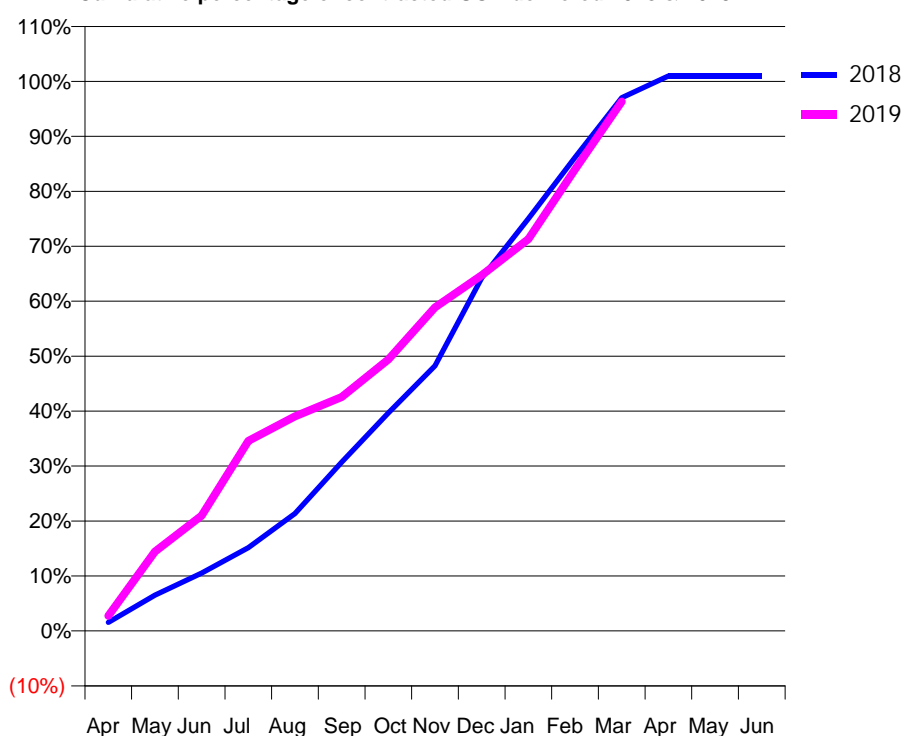
### Q56 - Vital Signs Orthodontic At a Glance Contract Report for 163325/0001 - March 2019

Name or company name	Campbell Huber Orthodontists	18/19 Contracted general activity (UDA)	0
Contract type name	PDS Contract	Carry forward general activity (UDA)	0
Purpose of contract	Orthodontic	18/19 Contracted orthodontic activity (UOA)	4,781
Contract start date	01/04/2009	Carry forward orthodontic activity (UOA)	-47
Contract end date	31/03/2019	Baseline contract value	£301,601.33

ACCESS	Contract	England and Wales
24 month ratio of assessments to patient IDs	1.29	1.08

ACTIVITY	Contract
Contract assess and fit appliances (case starts) as a percentage of Area Team case starts	2.3 %

Cumulative percentage of contracted UOA delivered 2018 & 2019



Month	Adjusted Scheduled Activity (UOA)		
	2017	2018	2019
April	94	75	132
May	145	312	690
June	493	504	1,003
July	780	724	1,654
August	1,089	1,022	1,866
September	1,415	1,468	2,036
October	2,012	1,897	2,362
November	2,437	2,307	2,815
December	2,921	3,070	3,095
January	3,463	3,587	3,409
February	3,884	4,119	4,015
March	4,028	4,639	4,606
April	4,077	4,828	
May	4,833	4,828	
June	4,833	4,828	

#### QUANTITY METRICS (rolling 12 month period)

	Contract Quantity	Contract Base Number	Contract *	Area Team	Region	England
% of all assessments that were assess and fit appliances (case starts)	212	561	37.8%	49.7%	57.1%	59.2%
% of all assessments that were assess and refuse	108	561	19.3%	13.7%	11.5%	12.0%
% of all assessments that were assess and review	241	561	43.0%	36.6%	31.4%	28.8%
% of case starts with a reported IOTN of 3 and Aesthetic Component of 5 or below	0	212	N/A	0.1%	0.1%	0.1%
% of case starts with a reported IOTN of 3 and Aesthetic Component of 6 or above	60	212	28.3%	4.9%	3.9%	3.9%
% of case starts with a reported IOTN of 4	115	212	54.2%	76.9%	75.9%	77.6%
% of case starts with a reported IOTN of 5	36	212	17.0%	17.5%	17.9%	16.7 %
% of concluded courses in receipt of dual-arch fixed appliances	201	255	78.8%	77.0%	69.5%	72.9%
% of concluded courses where treatment was abandoned or discontinued	30	255	11.8%	8.5%	9.7%	8.7%
% of patients satisfied with the treatment they have received	2	2	100.0%	96.6%	95.2%	95.7%

\* Figures in italics indicate that the base number is less than 100.

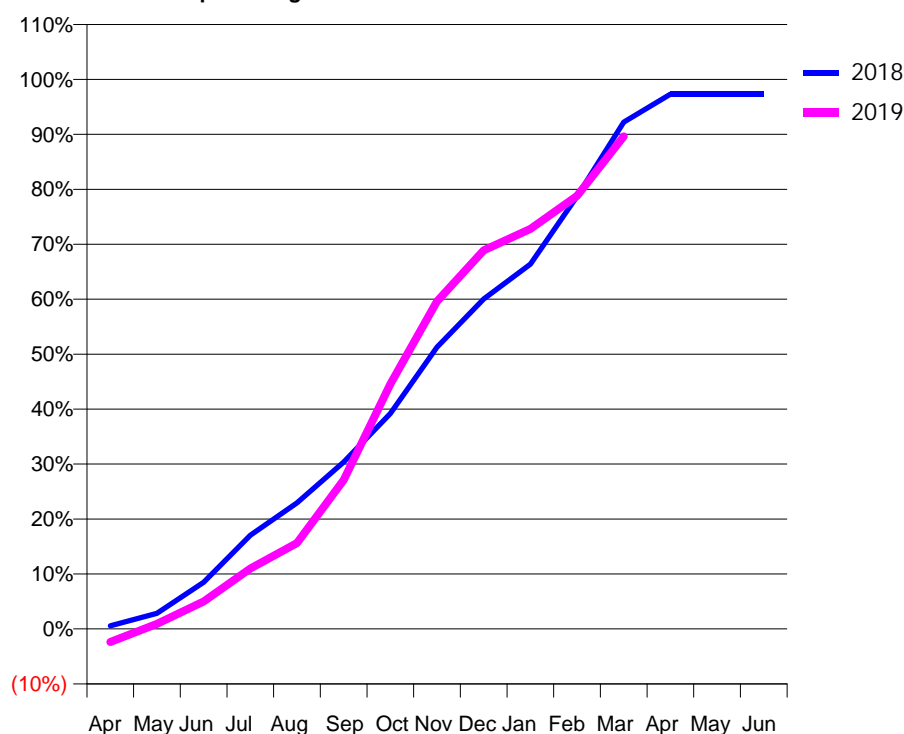
### Q56 - Vital Signs Orthodontic At a Glance Contract Report for 163325/0002 - March 2019

Name or company name	Campbell Huber Orthodontists	18/19 Contracted general activity (UDA)	0
Contract type name	PDS Contract	Carry forward general activity (UDA)	0
Purpose of contract	Orthodontic	18/19 Contracted orthodontic activity (UOA)	4,075
Contract start date	01/09/2009	Carry forward orthodontic activity (UOA)	109
Contract end date	31/08/2019	Baseline contract value	£269,668.84

ACCESS	Contract	England and Wales
24 month ratio of assessments to patient IDs	1.26	1.08

ACTIVITY	Contract
Contract assess and fit appliances (case starts) as a percentage of Area Team case starts	1.8 %

Cumulative percentage of contracted UOA delivered 2018 & 2019



Month	Adjusted Scheduled Activity (UOA)		
	2017	2018	2019
April	23	23	-97
May	24	116	38
June	205	347	204
July	338	695	448
August	431	935	637
September	494	1,238	1,104
October	723	1,598	1,816
November	1,031	2,089	2,429
December	1,201	2,447	2,807
January	1,506	2,705	2,966
February	2,042	3,208	3,210
March	2,747	3,759	3,652
April	2,919	3,966	
May	4,075	3,966	
June	4,096	3,966	

#### QUANTITY METRICS (rolling 12 month period)

	Contract Quantity	Contract Base Number	Contract *	Area Team	Region	England
% of all assessments that were assess and fit appliances (case starts)	170	568	29.9%	49.7%	57.1%	59.2%
% of all assessments that were assess and refuse	105	568	18.5%	13.7%	11.5%	12.0%
% of all assessments that were assess and review	293	568	51.6%	36.6%	31.4%	28.8%
% of case starts with a reported IOTN of 3 and Aesthetic Component of 5 or below	1	170	0.6%	0.1%	0.1%	0.1%
% of case starts with a reported IOTN of 3 and Aesthetic Component of 6 or above	41	170	24.1%	4.9%	3.9%	3.9%
% of case starts with a reported IOTN of 4	101	170	59.4%	76.9%	75.9%	77.6%
% of case starts with a reported IOTN of 5	26	170	15.3%	17.5%	17.9%	16.7 %
% of concluded courses in receipt of dual-arch fixed appliances	72	93	77.4%	77.0%	69.5%	72.9%
% of concluded courses where treatment was abandoned or discontinued	16	93	17.2%	8.5%	9.7%	8.7%
% of patients satisfied with the treatment they have received	2	2	100.0%	96.6%	95.2%	95.7%

\* Figures in italics indicate that the base number is less than 100.

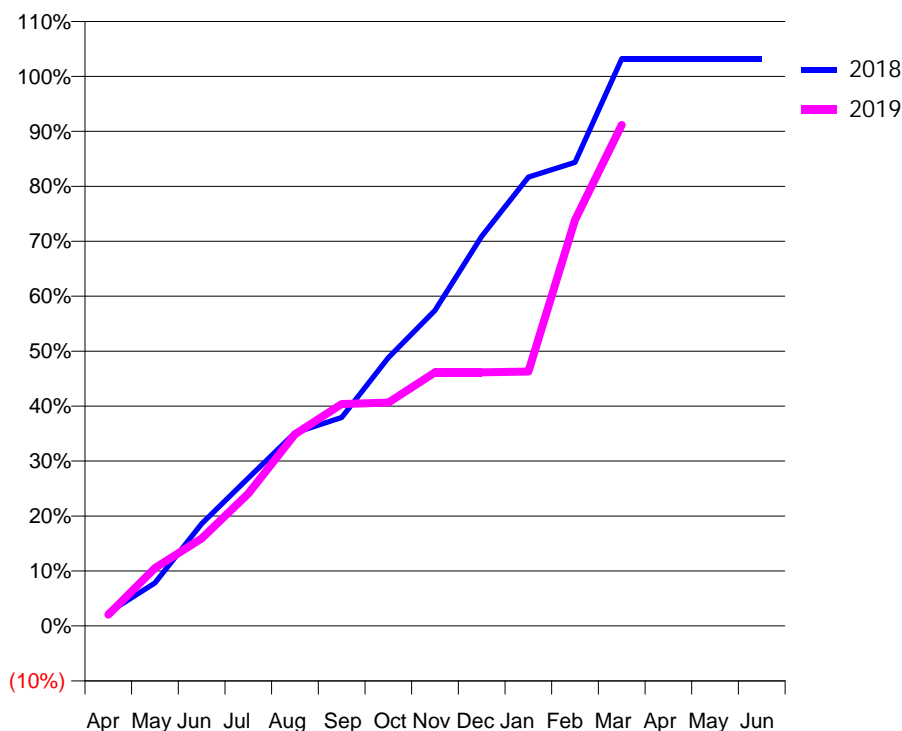
### Q56 - Vital Signs Orthodontic At a Glance Contract Report for 168289/0001 - March 2019

Name or company name	Mr Wolkenstein & Ms L Lucchesi	18/19 Contracted general activity (UDA)	0
Contract type name	PDS Contract	Carry forward general activity (UDA)	0
Purpose of contract	Orthodontic	18/19 Contracted orthodontic activity (UOA)	780
Contract start date	01/04/2013	Carry forward orthodontic activity (UOA)	-16
Contract end date	03/04/2020	Baseline contract value	£49,805.25

ACCESS	Contract	England and Wales
24 month ratio of assessments to patient IDs	1.16	1.08

ACTIVITY	Contract
Contract assess and fit appliances (case starts) as a percentage of Area Team case starts	0.3 %

Cumulative percentage of contracted UOA delivered 2018 & 2019



Month	Adjusted Scheduled Activity (UOA)		
	2017	2018	2019
April	63	19	16
May	110	61	82
June	133	145	124
July	410	210	188
August	412	274	272
September	433	296	315
October	475	381	317
November	475	448	360
December	538	553	360
January	644	637	361
February	707	658	576
March	772	805	711
April	774	805	
May	775	805	
June	778	805	

#### QUANTITY METRICS (rolling 12 month period)

	Contract Quantity	Contract Base Number	Contract *	Area Team	Region	England
% of all assessments that were assess and fit appliances (case starts)	32	55	58.2%	49.7%	57.1%	59.2%
% of all assessments that were assess and refuse	0	55	0.0%	13.7%	11.5%	12.0%
% of all assessments that were assess and review	23	55	41.8%	36.6%	31.4%	28.8%
% of case starts with a reported IOTN of 3 and Aesthetic Component of 5 or below	0	32	N/A	0.1%	0.1%	0.1%
% of case starts with a reported IOTN of 3 and Aesthetic Component of 6 or above	2	32	6.3%	4.9%	3.9%	3.9%
% of case starts with a reported IOTN of 4	22	32	68.8%	76.9%	75.9%	77.6%
% of case starts with a reported IOTN of 5	8	32	25.0%	17.5%	17.9%	16.7 %
% of concluded courses in receipt of dual-arch fixed appliances	19	21	90.5%	77.0%	69.5%	72.9%
% of concluded courses where treatment was abandoned or discontinued	1	21	4.8%	8.5%	9.7%	8.7%
% of patients satisfied with the treatment they have received	1	1	100.0%	96.6%	95.2%	95.7%

\* Figures in italics indicate that the base number is less than 100.

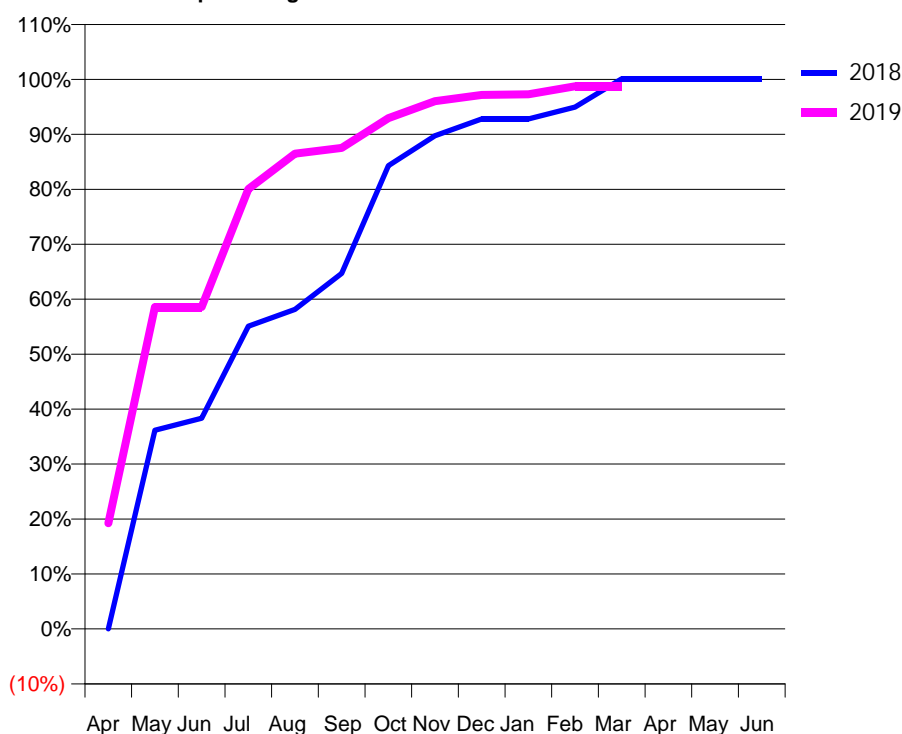
### Q56 - Vital Signs Orthodontic At a Glance Contract Report for 169501/0001 - March 2019

Name or company name	Orthoactive Ltd	18/19 Contracted general activity (UDA)	0
Contract type name	PDS Contract	Carry forward general activity (UDA)	0
Purpose of contract	Orthodontic	18/19 Contracted orthodontic activity (UOA)	2,996
Contract start date	01/04/2011	Carry forward orthodontic activity (UOA)	-3
Contract end date	03/04/2020	Baseline contract value	£181,879.67

ACCESS	Contract	England and Wales
24 month ratio of assessments to patient IDs	1.05	1.08

ACTIVITY	Contract
Contract assess and fit appliances (case starts) as a percentage of Area Team case starts	1.5 %

Cumulative percentage of contracted UOA delivered 2018 & 2019



Month	Adjusted Scheduled Activity (UOA)		
	2017	2018	2019
April	3	0	576
May	1,086	1,068	1,755
June	1,556	1,133	1,755
July	2,074	1,627	2,398
August	2,077	1,718	2,591
September	2,207	1,911	2,622
October	2,450	2,490	2,784
November	2,606	2,651	2,877
December	2,681	2,741	2,911
January	2,833	2,741	2,914
February	2,949	2,805	2,958
March	2,954	2,957	2,958
April	2,954	2,957	
May	2,954	2,957	
June	2,954	2,957	

### QUANTITY METRICS (rolling 12 month period)

	Contract Quantity	Contract Base Number	Contract *	Area Team	Region	England
% of all assessments that were assess and fit appliances (case starts)	135	253	53.4%	49.7%	57.1%	59.2%
% of all assessments that were assess and refuse	61	253	24.1%	13.7%	11.5%	12.0%
% of all assessments that were assess and review	57	253	22.5%	36.6%	31.4%	28.8%
% of case starts with a reported IOTN of 3 and Aesthetic Component of 5 or below	0	135	N/A	0.1%	0.1%	0.1%
% of case starts with a reported IOTN of 3 and Aesthetic Component of 6 or above	0	135	N/A	4.9%	3.9%	3.9%
% of case starts with a reported IOTN of 4	72	135	53.3%	76.9%	75.9%	77.6%
% of case starts with a reported IOTN of 5	63	135	46.7%	17.5%	17.9%	16.7 %
% of concluded courses in receipt of dual-arch fixed appliances	0	92	N/A	77.0%	69.5%	72.9%
% of concluded courses where treatment was abandoned or discontinued	12	92	13.0%	8.5%	9.7%	8.7%
% of patients satisfied with the treatment they have received	3	3	100.0%	96.6%	95.2%	95.7%

\* Figures in italics indicate that the base number is less than 100.

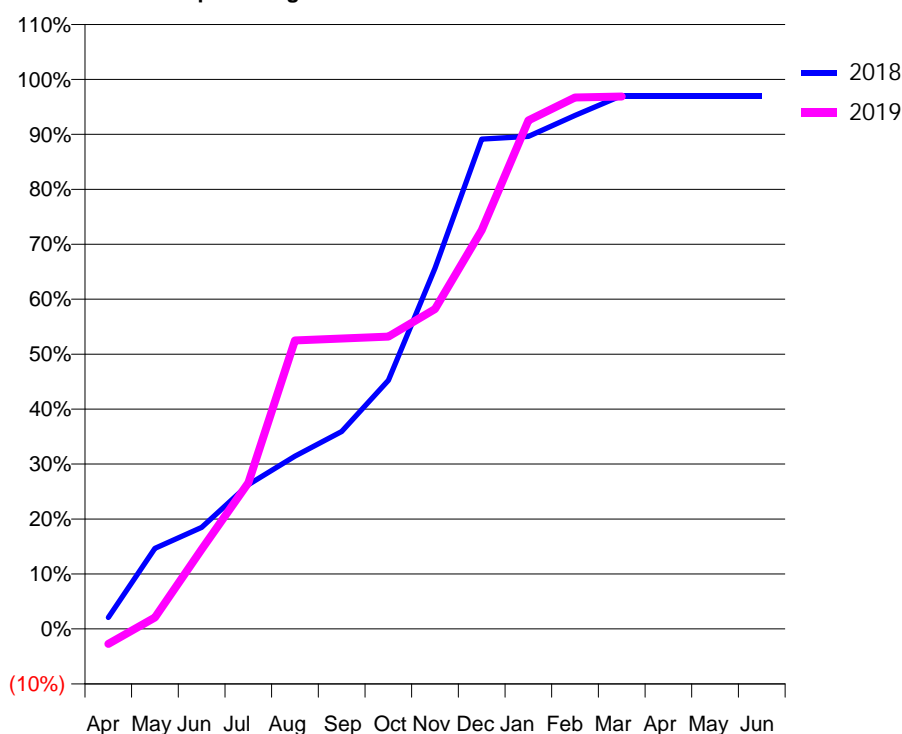
### Q56 - Vital Signs Orthodontic At a Glance Contract Report for 171239/0001 - March 2019

Name or company name	The Loddon Dental Practice	18/19 Contracted general activity (UDA)	18,962
Contract type name	GDS Contract	Carry forward general activity (UDA)	0
Purpose of contract	General and Orthodontic	18/19 Contracted orthodontic activity (UOA)	579
Contract start date	13/10/2007	Carry forward orthodontic activity (UOA)	17
Contract end date		Baseline contract value	£535,210.99

ACCESS	Contract	England and Wales
24 month ratio of assessments to patient IDs	1.03	1.08

ACTIVITY	Contract
Contract assess and fit appliances (case starts) as a percentage of Area Team case starts	0.3 %

Cumulative percentage of contracted UOA delivered 2018 & 2019



Month	Adjusted Scheduled Activity (UOA)		
	2017	2018	2019
April	83	12	-16
May	169	85	12
June	190	107	84
July	317	152	154
August	359	182	304
September	382	208	306
October	447	262	308
November	468	380	337
December	490	516	420
January	511	519	536
February	558	541	560
March	582	562	561
April	603	562	
May	626	562	
June	628	562	

#### QUANTITY METRICS (rolling 12 month period)

	Contract Quantity	Contract Base Number	Contract *	Area Team	Region	England
% of all assessments that were assess and fit appliances (case starts)	24	100	24.0%	49.7%	57.1%	59.2%
% of all assessments that were assess and refuse	15	100	15.0%	13.7%	11.5%	12.0%
% of all assessments that were assess and review	61	100	61.0%	36.6%	31.4%	28.8%
% of case starts with a reported IOTN of 3 and Aesthetic Component of 5 or below	0	24	<i>N/A</i>	0.1%	0.1%	0.1%
% of case starts with a reported IOTN of 3 and Aesthetic Component of 6 or above	2	24	8.3%	4.9%	3.9%	3.9%
% of case starts with a reported IOTN of 4	17	24	70.8%	76.9%	75.9%	77.6%
% of case starts with a reported IOTN of 5	5	24	20.8%	17.5%	17.9%	16.7 %
% of concluded courses in receipt of dual-arch fixed appliances	22	34	64.7%	77.0%	69.5%	72.9%
% of concluded courses where treatment was abandoned or discontinued	3	34	8.8%	8.5%	9.7%	8.7%
% of patients satisfied with the treatment they have received	0	0	<i>N/A</i>	96.6%	95.2%	95.7%

\* Figures in italics indicate that the base number is less than 100.

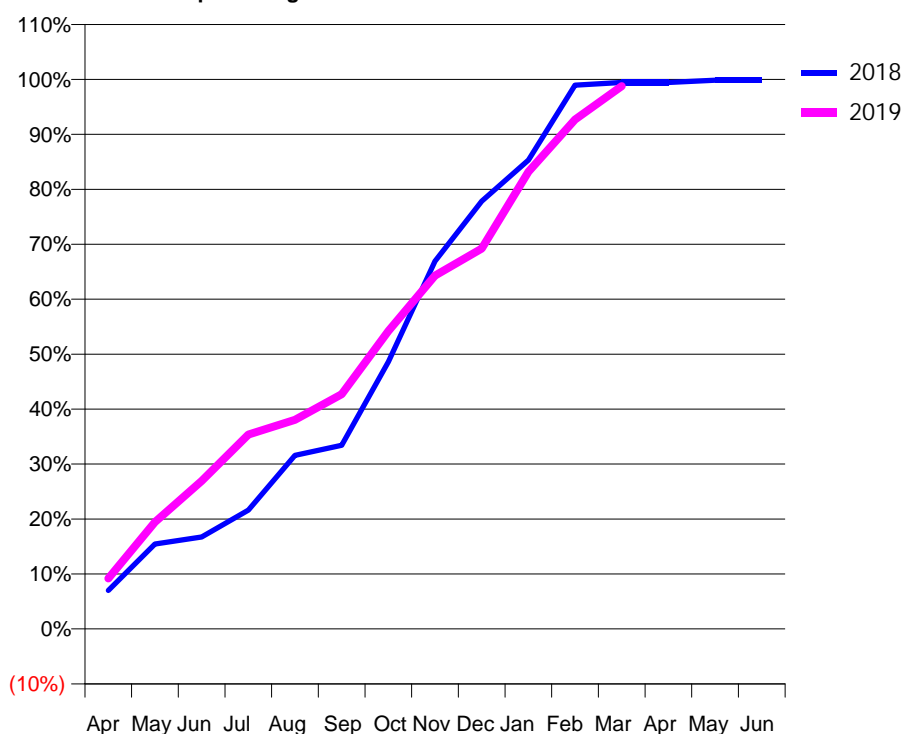
### Q56 - Vital Signs Orthodontic At a Glance Contract Report for 171239/0002 - March 2019

Name or company name	The Loddon Dental Practice	18/19 Contracted general activity (UDA)	0
Contract type name	PDS Contract	Carry forward general activity (UDA)	0
Purpose of contract	General and Orthodontic	18/19 Contracted orthodontic activity (UOA)	4,936
Contract start date	04/01/2015	Carry forward orthodontic activity (UOA)	7
Contract end date	03/04/2020	Baseline contract value	£308,803.70

ACCESS	Contract	England and Wales
24 month ratio of assessments to patient IDs	1.07	1.08

ACTIVITY	Contract
Contract assess and fit appliances (case starts) as a percentage of Area Team case starts	2.5 %

Cumulative percentage of contracted UOA delivered 2018 & 2019



Month	Adjusted Scheduled Activity (UOA)		
	2017	2018	2019
April	0	345	453
May	129	763	960
June	278	826	1,329
July	536	1,068	1,746
August	979	1,559	1,878
September	1,481	1,650	2,108
October	2,164	2,400	2,677
November	3,076	3,303	3,174
December	3,713	3,842	3,417
January	4,236	4,211	4,107
February	4,870	4,884	4,575
March	4,915	4,908	4,874
April	4,937	4,908	
May	5,001	4,929	
June	5,001	4,929	

#### QUANTITY METRICS (rolling 12 month period)

	Contract Quantity	Contract Base Number	Contract *	Area Team	Region	England
% of all assessments that were assess and fit appliances (case starts)	230	422	54.5%	49.7%	57.1%	59.2%
% of all assessments that were assess and refuse	32	422	7.6%	13.7%	11.5%	12.0%
% of all assessments that were assess and review	160	422	37.9%	36.6%	31.4%	28.8%
% of case starts with a reported IOTN of 3 and Aesthetic Component of 5 or below	0	230	N/A	0.1%	0.1%	0.1%
% of case starts with a reported IOTN of 3 and Aesthetic Component of 6 or above	3	230	1.3%	4.9%	3.9%	3.9%
% of case starts with a reported IOTN of 4	181	230	78.7%	76.9%	75.9%	77.6%
% of case starts with a reported IOTN of 5	45	230	19.6%	17.5%	17.9%	16.7 %
% of concluded courses in receipt of dual-arch fixed appliances	70	73	95.9%	77.0%	69.5%	72.9%
% of concluded courses where treatment was abandoned or discontinued	2	73	2.7%	8.5%	9.7%	8.7%
% of patients satisfied with the treatment they have received	5	5	100.0%	96.6%	95.2%	95.7%

\* Figures in italics indicate that the base number is less than 100.



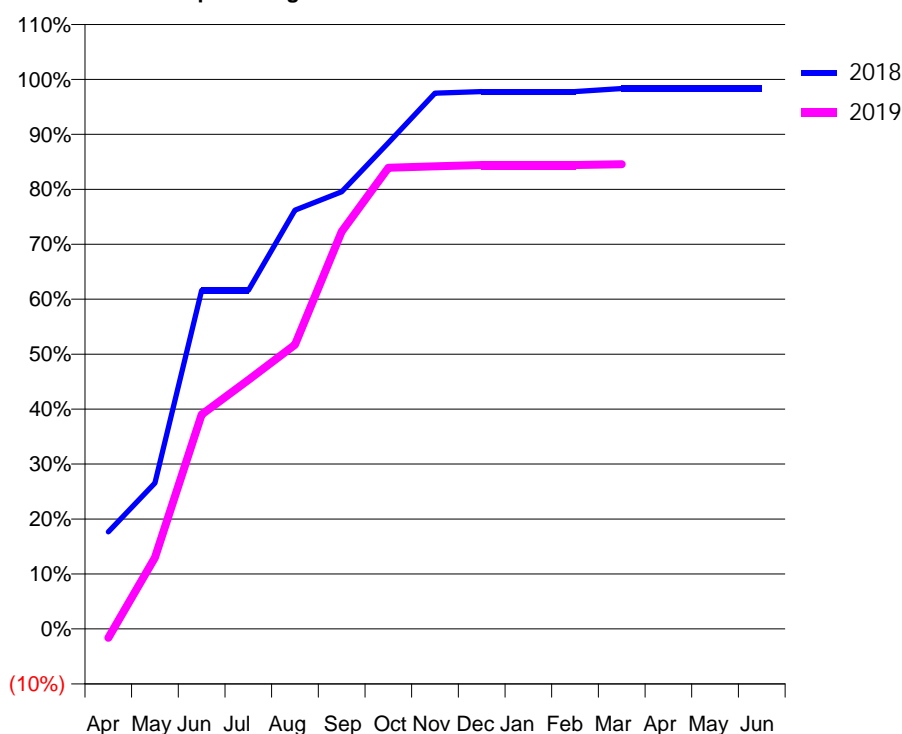
### Q56 - Vital Signs Orthodontic At a Glance Contract Report for 176702/0001 - March 2019

Name or company name	Jeffrey Sherer and Larry Levin	18/19 Contracted general activity (UDA)	12,500
Contract type name	GDS Contract	Carry forward general activity (UDA)	497
Purpose of contract	General and Orthodontic	18/19 Contracted orthodontic activity (UOA)	733
Contract start date	01/04/2012	Carry forward orthodontic activity (UOA)	12
Contract end date		Baseline contract value	£323,433.59

ACCESS	Contract	England and Wales
24 month ratio of assessments to patient IDs	1.01	1.08

ACTIVITY	Contract
Contract assess and fit appliances (case starts) as a percentage of Area Team case starts	0.3 %

Cumulative percentage of contracted UOA delivered 2018 & 2019



Month	Adjusted Scheduled Activity (UOA)		
	2017	2018	2019
April	120	127	-12
May	225	191	95
June	269	443	286
July	378	443	332
August	610	548	379
September	715	572	530
October	736	636	615
November	737	701	617
December	737	703	619
January	737	703	619
February	737	703	619
March	737	707	620
April	717	707	
May	717	707	
June	718	707	

#### QUANTITY METRICS (rolling 12 month period)

	Contract Quantity	Contract Base Number	Contract *	Area Team	Region	England
% of all assessments that were assess and fit appliances (case starts)	31	49	63.3%	49.7%	57.1%	59.2%
% of all assessments that were assess and refuse	7	49	14.3%	13.7%	11.5%	12.0%
% of all assessments that were assess and review	11	49	22.4%	36.6%	31.4%	28.8%
% of case starts with a reported IOTN of 3 and Aesthetic Component of 5 or below	0	31	N/A	0.1%	0.1%	0.1%
% of case starts with a reported IOTN of 3 and Aesthetic Component of 6 or above	0	31	N/A	4.9%	3.9%	3.9%
% of case starts with a reported IOTN of 4	31	31	100.0%	76.9%	75.9%	77.6%
% of case starts with a reported IOTN of 5	0	31	N/A	17.5%	17.9%	16.7%
% of concluded courses in receipt of dual-arch fixed appliances	25	25	100.0%	77.0%	69.5%	72.9%
% of concluded courses where treatment was abandoned or discontinued	0	25	0.0%	8.5%	9.7%	8.7%
% of patients satisfied with the treatment they have received	0	0	N/A	96.6%	95.2%	95.7%

\* Figures in italics indicate that the base number is less than 100.

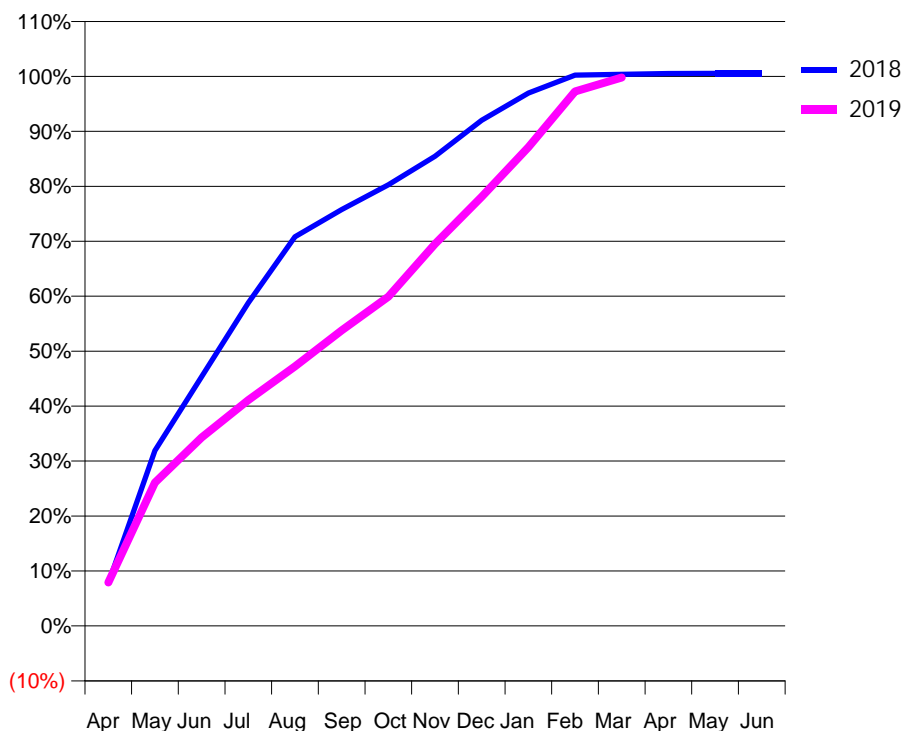
### Q56 - Vital Signs Orthodontic At a Glance Contract Report for 178861/0001 - March 2019

Name or company name	Smile Orthodontics	18/19 Contracted general activity (UDA)	0
Contract type name	PDS Contract	Carry forward general activity (UDA)	0
Purpose of contract	Orthodontic	18/19 Contracted orthodontic activity (UOA)	13,479
Contract start date	01/07/2008	Carry forward orthodontic activity (UOA)	-73
Contract end date	03/04/2020	Baseline contract value	£797,026.20

ACCESS	Contract	England and Wales
24 month ratio of assessments to patient IDs	1.05	1.08

ACTIVITY	Contract
Contract assess and fit appliances (case starts) as a percentage of Area Team case starts	6.6 %

Cumulative percentage of contracted UOA delivered 2018 & 2019



Month	Adjusted Scheduled Activity (UOA)		
	2017	2018	2019
April	1,029	1,046	1,065
May	3,112	4,293	3,514
June	6,589	6,104	4,624
July	8,383	7,915	5,544
August	9,721	9,531	6,367
September	11,718	10,193	7,249
October	12,649	10,806	8,076
November	13,095	11,501	9,368
December	13,529	12,382	10,528
January	13,538	13,049	11,743
February	13,566	13,491	13,109
March	13,623	13,507	13,450
April	13,639	13,529	
May	13,660	13,531	
June	13,660	13,531	

#### QUANTITY METRICS (rolling 12 month period)

	Contract Quantity	Contract Base Number	Contract *	Area Team	Region	England
% of all assessments that were assess and fit appliances (case starts)	604	1,436	42.1%	49.7%	57.1%	59.2%
% of all assessments that were assess and refuse	153	1,436	10.7%	13.7%	11.5%	12.0%
% of all assessments that were assess and review	679	1,436	47.3%	36.6%	31.4%	28.8%
% of case starts with a reported IOTN of 3 and Aesthetic Component of 5 or below	0	604	N/A	0.1%	0.1%	0.1%
% of case starts with a reported IOTN of 3 and Aesthetic Component of 6 or above	11	604	1.8%	4.9%	3.9%	3.9%
% of case starts with a reported IOTN of 4	507	604	83.9%	76.9%	75.9%	77.6%
% of case starts with a reported IOTN of 5	86	604	14.2%	17.5%	17.9%	16.7 %
% of concluded courses in receipt of dual-arch fixed appliances	366	450	81.3%	77.0%	69.5%	72.9%
% of concluded courses where treatment was abandoned or discontinued	72	450	16.0%	8.5%	9.7%	8.7%
% of patients satisfied with the treatment they have received	10	10	100.0%	96.6%	95.2%	95.7%

\* Figures in italics indicate that the base number is less than 100.

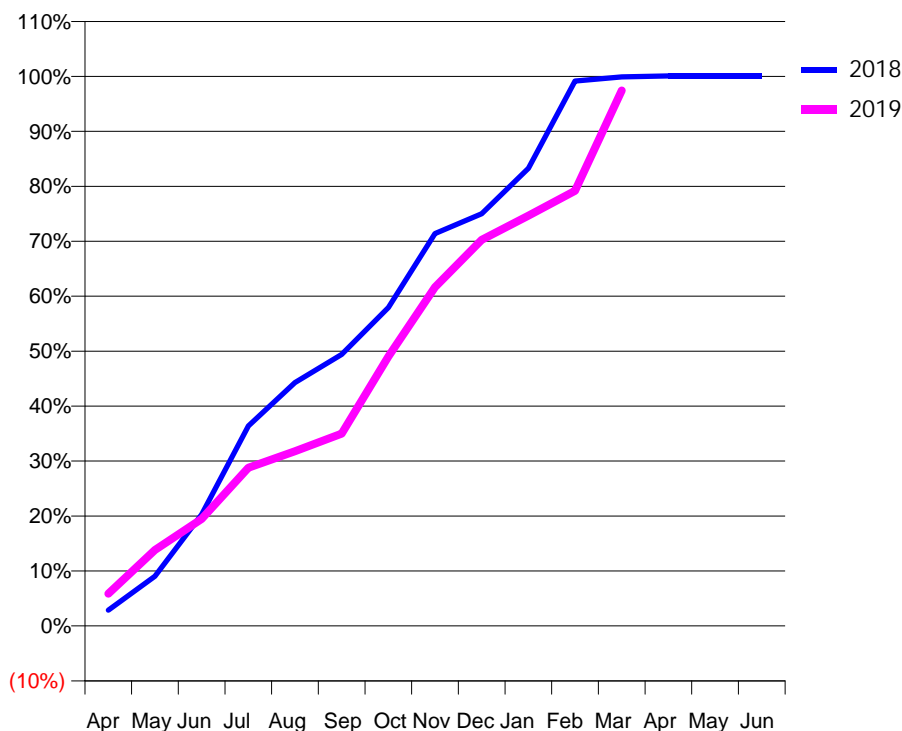
### Q56 - Vital Signs Orthodontic At a Glance Contract Report for 182397/0001 - March 2019

Name or company name	Bank Bulidings Dental Practice	18/19 Contracted general activity (UDA)	40,973
Contract type name	GDS Contract	Carry forward general activity (UDA)	0
Purpose of contract	General and Orthodontic	18/19 Contracted orthodontic activity (UOA)	3,067
Contract start date	01/04/2011	Carry forward orthodontic activity (UOA)	-2
Contract end date		Baseline contract value	£1,158,673.96

ACCESS	Contract	England and Wales
24 month ratio of assessments to patient IDs	1.20	1.08

ACTIVITY	Contract
Contract assess and fit appliances (case starts) as a percentage of Area Team case starts	1.5 %

Cumulative percentage of contracted UOA delivered 2018 & 2019



Month	Adjusted Scheduled Activity (UOA)		
	2017	2018	2019
April	137	88	180
May	503	277	424
June	804	622	597
July	1,085	1,116	883
August	1,306	1,358	975
September	1,657	1,515	1,073
October	1,960	1,777	1,504
November	2,252	2,190	1,891
December	2,575	2,300	2,155
January	2,774	2,554	2,290
February	2,901	3,041	2,428
March	3,033	3,064	2,988
April	3,100	3,069	
May	3,100	3,069	
June	3,101	3,069	

### QUANTITY METRICS (rolling 12 month period)

	Contract Quantity	Contract Base Number	Contract *	Area Team	Region	England
% of all assessments that were assess and fit appliances (case starts)	137	269	50.9%	49.7%	57.1%	59.2%
% of all assessments that were assess and refuse	46	269	17.1%	13.7%	11.5%	12.0%
% of all assessments that were assess and review	86	269	32.0%	36.6%	31.4%	28.8%
% of case starts with a reported IOTN of 3 and Aesthetic Component of 5 or below	0	137	N/A	0.1%	0.1%	0.1%
% of case starts with a reported IOTN of 3 and Aesthetic Component of 6 or above	7	137	5.1%	4.9%	3.9%	3.9%
% of case starts with a reported IOTN of 4	94	137	68.6%	76.9%	75.9%	77.6%
% of case starts with a reported IOTN of 5	36	137	26.3%	17.5%	17.9%	16.7 %
% of concluded courses in receipt of dual-arch fixed appliances	2	66	3.0%	77.0%	69.5%	72.9%
% of concluded courses where treatment was abandoned or discontinued	10	66	15.2%	8.5%	9.7%	8.7%
% of patients satisfied with the treatment they have received	1	2	50.0%	96.6%	95.2%	95.7%

\* Figures in italics indicate that the base number is less than 100.

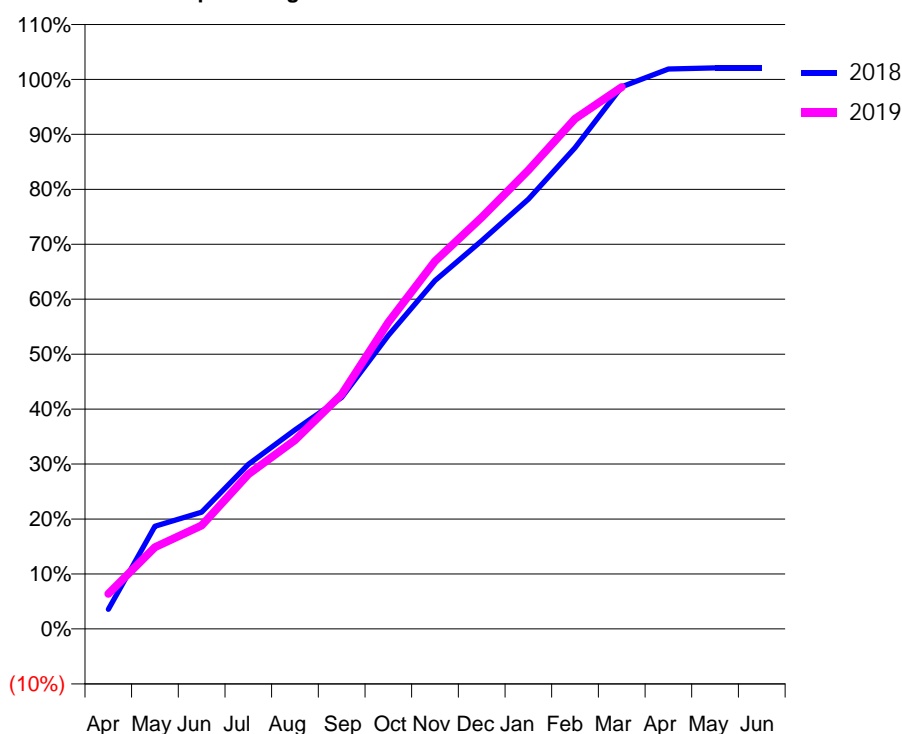
### Q56 - Vital Signs Orthodontic At a Glance Contract Report for 186872/0002 - March 2019

Name or company name	ORTHOWORLD 2000 LTD	18/19 Contracted general activity (UDA)	0
Contract type name	PDS Contract	Carry forward general activity (UDA)	0
Purpose of contract	Orthodontic	18/19 Contracted orthodontic activity (UOA)	10,796
Contract start date	01/04/2006	Carry forward orthodontic activity (UOA)	-216
Contract end date	31/03/2019	Baseline contract value	£730,396.26

ACCESS	Contract	England and Wales
24 month ratio of assessments to patient IDs	1.02	1.08

ACTIVITY	Contract
Contract assess and fit appliances (case starts) as a percentage of Area Team case starts	5.5 %

Cumulative percentage of contracted UOA delivered 2018 & 2019



Month	Adjusted Scheduled Activity (UOA)		
	2017	2018	2019
April	215	387	690
May	802	2,013	1,604
June	1,138	2,290	2,031
July	2,458	3,228	3,040
August	3,069	3,904	3,709
September	3,781	4,543	4,606
October	4,831	5,759	6,028
November	5,756	6,834	7,225
December	6,160	7,614	8,085
January	7,215	8,430	9,014
February	9,887	9,435	10,021
March	10,807	10,634	10,642
April	10,818	10,981	
May	10,904	11,002	
June	10,988	11,003	

#### QUANTITY METRICS (rolling 12 month period)

	Contract Quantity	Contract Base Number	Contract *	Area Team	Region	England
% of all assessments that were assess and fit appliances (case starts)	506	923	54.8%	49.7%	57.1%	59.2%
% of all assessments that were assess and refuse	200	923	21.7%	13.7%	11.5%	12.0%
% of all assessments that were assess and review	217	923	23.5%	36.6%	31.4%	28.8%
% of case starts with a reported IOTN of 3 and Aesthetic Component of 5 or below	0	506	N/A	0.1%	0.1%	0.1%
% of case starts with a reported IOTN of 3 and Aesthetic Component of 6 or above	37	506	7.3%	4.9%	3.9%	3.9%
% of case starts with a reported IOTN of 4	362	506	71.5%	76.9%	75.9%	77.6%
% of case starts with a reported IOTN of 5	103	506	20.4%	17.5%	17.9%	16.7 %
% of concluded courses in receipt of dual-arch fixed appliances	292	320	91.3%	77.0%	69.5%	72.9%
% of concluded courses where treatment was abandoned or discontinued	14	320	4.4%	8.5%	9.7%	8.7%
% of patients satisfied with the treatment they have received	10	11	90.9%	96.6%	95.2%	95.7%

\* Figures in italics indicate that the base number is less than 100.

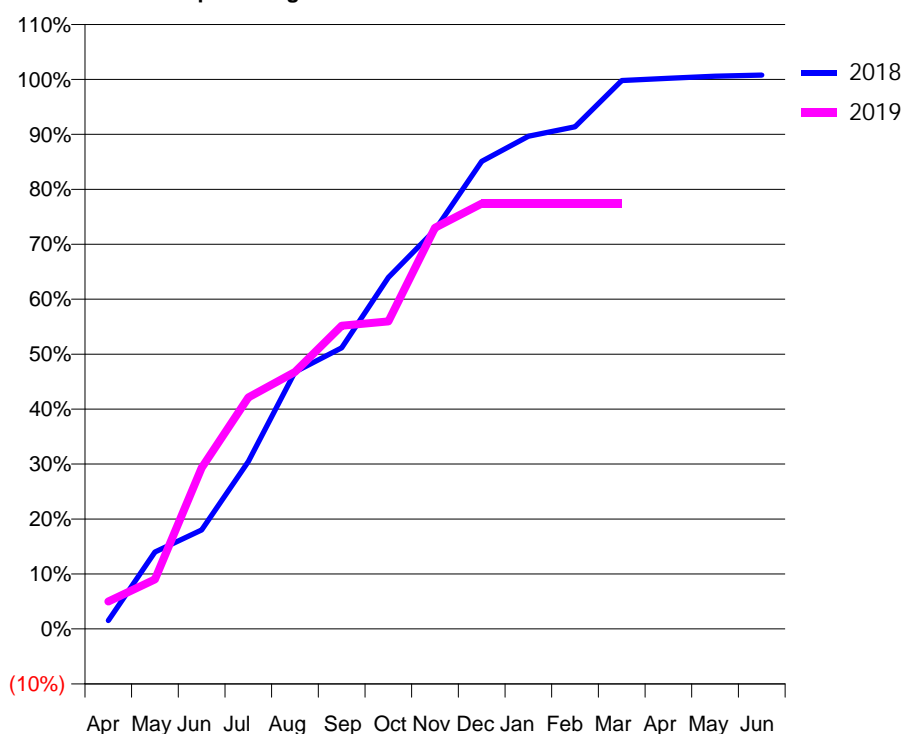
### Q56 - Vital Signs Orthodontic At a Glance Contract Report for 188301/0001 - March 2019

Name or company name	Capel Dental Ltd	18/19 Contracted general activity (UDA)	5,612
Contract type name	GDS Contract	Carry forward general activity (UDA)	-51
Purpose of contract	General and Orthodontic	18/19 Contracted orthodontic activity (UOA)	522
Contract start date	01/09/2007	Carry forward orthodontic activity (UOA)	-4
Contract end date		Baseline contract value	£194,986.38

ACCESS	Contract	England and Wales
24 month ratio of assessments to patient IDs	1.31	1.08

ACTIVITY	Contract
Contract assess and fit appliances (case starts) as a percentage of Area Team case starts	0.2 %

Cumulative percentage of contracted UOA delivered 2018 & 2019



Month	Adjusted Scheduled Activity (UOA)		
	2017	2018	2019
April	7	8	26
May	176	73	47
June	281	94	153
July	366	159	220
August	366	244	244
September	410	267	288
October	431	334	292
November	454	379	381
December	456	444	404
January	478	468	404
February	500	477	404
March	525	521	404
April	525	523	
May	527	525	
June	527	526	

### QUANTITY METRICS (rolling 12 month period)

	Contract Quantity	Contract Base Number	Contract *	Area Team	Region	England
% of all assessments that were assess and fit appliances (case starts)	18	46	39.1%	49.7%	57.1%	59.2%
% of all assessments that were assess and refuse	7	46	15.2%	13.7%	11.5%	12.0%
% of all assessments that were assess and review	21	46	45.7%	36.6%	31.4%	28.8%
% of case starts with a reported IOTN of 3 and Aesthetic Component of 5 or below	0	18	<i>N/A</i>	0.1%	0.1%	0.1%
% of case starts with a reported IOTN of 3 and Aesthetic Component of 6 or above	0	18	<i>N/A</i>	4.9%	3.9%	3.9%
% of case starts with a reported IOTN of 4	17	18	94.4%	76.9%	75.9%	77.6%
% of case starts with a reported IOTN of 5	1	18	5.6%	17.5%	17.9%	16.7%
% of concluded courses in receipt of dual-arch fixed appliances	15	26	57.7%	77.0%	69.5%	72.9%
% of concluded courses where treatment was abandoned or discontinued	6	26	23.1%	8.5%	9.7%	8.7%
% of patients satisfied with the treatment they have received	0	0	<i>N/A</i>	96.6%	95.2%	95.7%

\* Figures in italics indicate that the base number is less than 100.

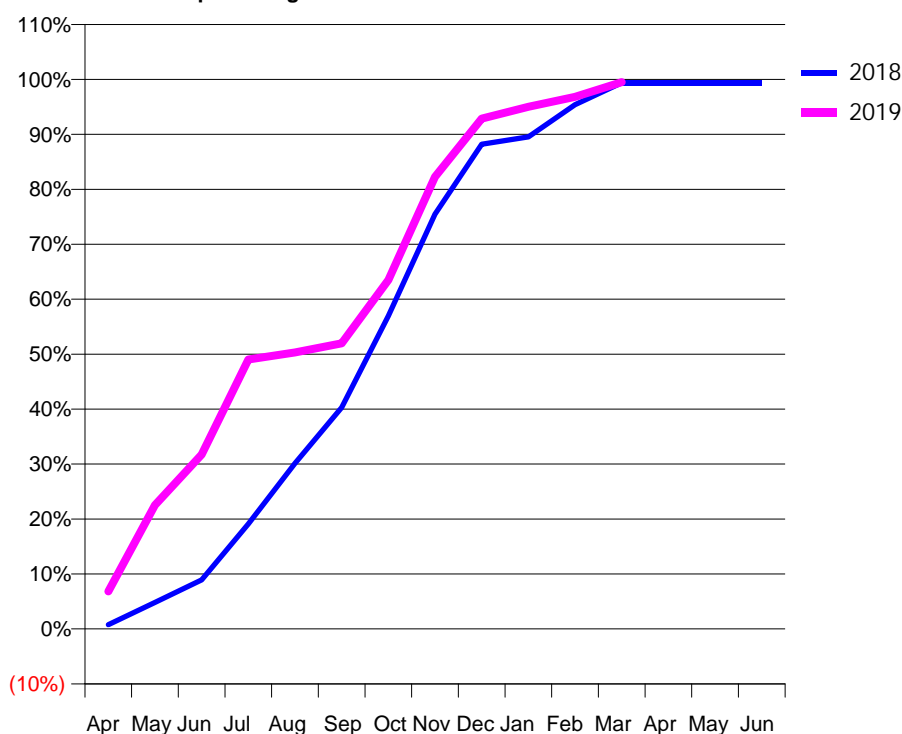
### Q56 - Vital Signs Orthodontic At a Glance Contract Report for 198390/0001 - March 2019

Name or company name	Stewart House Orthodontics Limited	18/19 Contracted general activity (UDA)	0
Contract type name	PDS Contract	Carry forward general activity (UDA)	0
Purpose of contract	Orthodontic	18/19 Contracted orthodontic activity (UOA)	5,847
Contract start date	01/10/2011	Carry forward orthodontic activity (UOA)	37
Contract end date	03/04/2020	Baseline contract value	£375,163.52

ACCESS	Contract	England and Wales
24 month ratio of assessments to patient IDs	1.13	1.08

ACTIVITY	Contract
Contract assess and fit appliances (case starts) as a percentage of Area Team case starts	2.8 %

Cumulative percentage of contracted UOA delivered 2018 & 2019



Month	Adjusted Scheduled Activity (UOA)		
	2017	2018	2019
April	72	45	399
May	404	282	1,318
June	682	522	1,856
July	1,035	1,119	2,866
August	1,524	1,761	2,942
September	2,267	2,356	3,039
October	2,812	3,331	3,713
November	3,642	4,412	4,809
December	4,002	5,157	5,429
January	4,003	5,236	5,556
February	4,611	5,576	5,660
March	5,658	5,810	5,818
April	5,890	5,810	
May	5,890	5,810	
June	5,890	5,810	

### QUANTITY METRICS (rolling 12 month period)

	Contract Quantity	Contract Base Number	Contract *	Area Team	Region	England
% of all assessments that were assess and fit appliances (case starts)	260	697	37.3%	49.7%	57.1%	59.2%
% of all assessments that were assess and refuse	155	697	22.2%	13.7%	11.5%	12.0%
% of all assessments that were assess and review	282	697	40.5%	36.6%	31.4%	28.8%
% of case starts with a reported IOTN of 3 and Aesthetic Component of 5 or below	1	260	0.4%	0.1%	0.1%	0.1%
% of case starts with a reported IOTN of 3 and Aesthetic Component of 6 or above	4	260	1.5%	4.9%	3.9%	3.9%
% of case starts with a reported IOTN of 4	174	260	66.9%	76.9%	75.9%	77.6%
% of case starts with a reported IOTN of 5	78	260	30.0%	17.5%	17.9%	16.7 %
% of concluded courses in receipt of dual-arch fixed appliances	205	280	73.2%	77.0%	69.5%	72.9%
% of concluded courses where treatment was abandoned or discontinued	31	280	11.1%	8.5%	9.7%	8.7%
% of patients satisfied with the treatment they have received	14	15	93.3%	96.6%	95.2%	95.7%

\* Figures in italics indicate that the base number is less than 100.

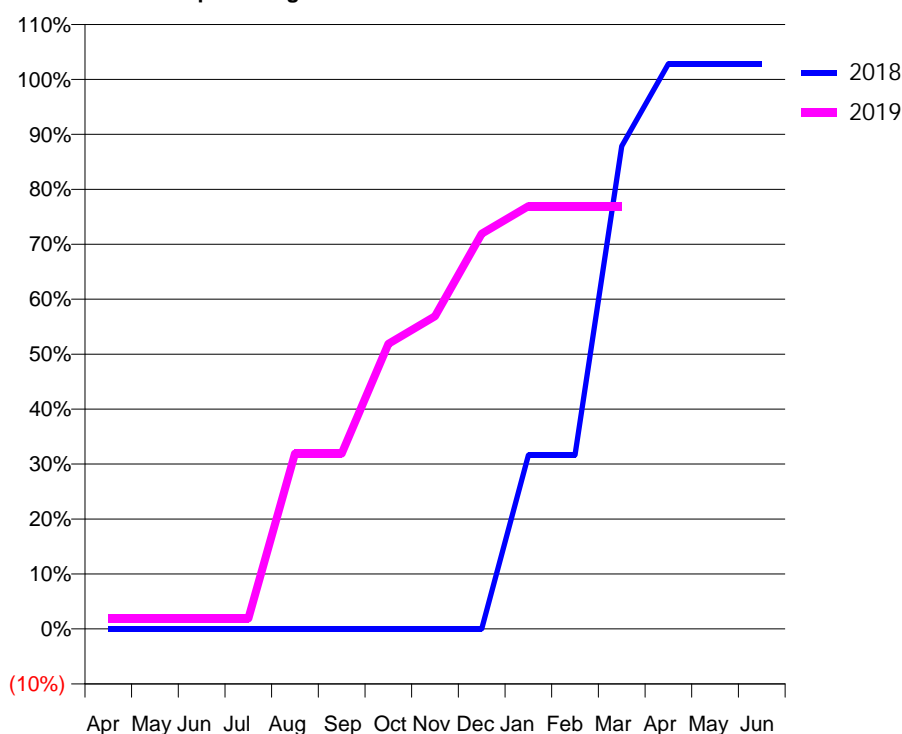
### Q56 - Vital Signs Orthodontic At a Glance Contract Report for 209325/0001 - March 2019

Name or company name	Shiamiela Hussain	18/19 Contracted general activity (UDA)	4,640
Contract type name	GDS Contract	Carry forward general activity (UDA)	149
Purpose of contract	General and Orthodontic	18/19 Contracted orthodontic activity (UOA)	420
Contract start date	01/04/2006	Carry forward orthodontic activity (UOA)	-8
Contract end date		Baseline contract value	£177,017.06

ACCESS	Contract	England and Wales
24 month ratio of assessments to patient IDs	1.00	1.08

ACTIVITY	Contract
Contract assess and fit appliances (case starts) as a percentage of Area Team case starts	0.2 %

Cumulative percentage of contracted UOA delivered 2018 & 2019



Month	Adjusted Scheduled Activity (UOA)		
	2017	2018	2019
April	0	0	8
May	1	0	8
June	5	0	8
July	5	0	8
August	27	0	134
September	27	0	134
October	27	0	218
November	48	0	239
December	48	0	302
January	48	133	323
February	52	133	323
March	53	369	323
April	54	432	
May	54	432	
June	54	432	

#### QUANTITY METRICS (rolling 12 month period)

	Contract Quantity	Contract Base Number	Contract *	Area Team	Region	England
% of all assessments that were assess and fit appliances (case starts)	18	18	100.0%	49.7%	57.1%	59.2%
% of all assessments that were assess and refuse	0	18	0.0%	13.7%	11.5%	12.0%
% of all assessments that were assess and review	0	18	0.0%	36.6%	31.4%	28.8%
% of case starts with a reported IOTN of 3 and Aesthetic Component of 5 or below	0	18	N/A	0.1%	0.1%	0.1%
% of case starts with a reported IOTN of 3 and Aesthetic Component of 6 or above	0	18	N/A	4.9%	3.9%	3.9%
% of case starts with a reported IOTN of 4	13	18	72.2%	76.9%	75.9%	77.6%
% of case starts with a reported IOTN of 5	2	18	11.1%	17.5%	17.9%	16.7%
% of concluded courses in receipt of dual-arch fixed appliances	0	0	N/A	77.0%	69.5%	72.9%
% of concluded courses where treatment was abandoned or discontinued	0	0	N/A	8.5%	9.7%	8.7%
% of patients satisfied with the treatment they have received	1	1	100.0%	96.6%	95.2%	95.7%

\* Figures in italics indicate that the base number is less than 100.

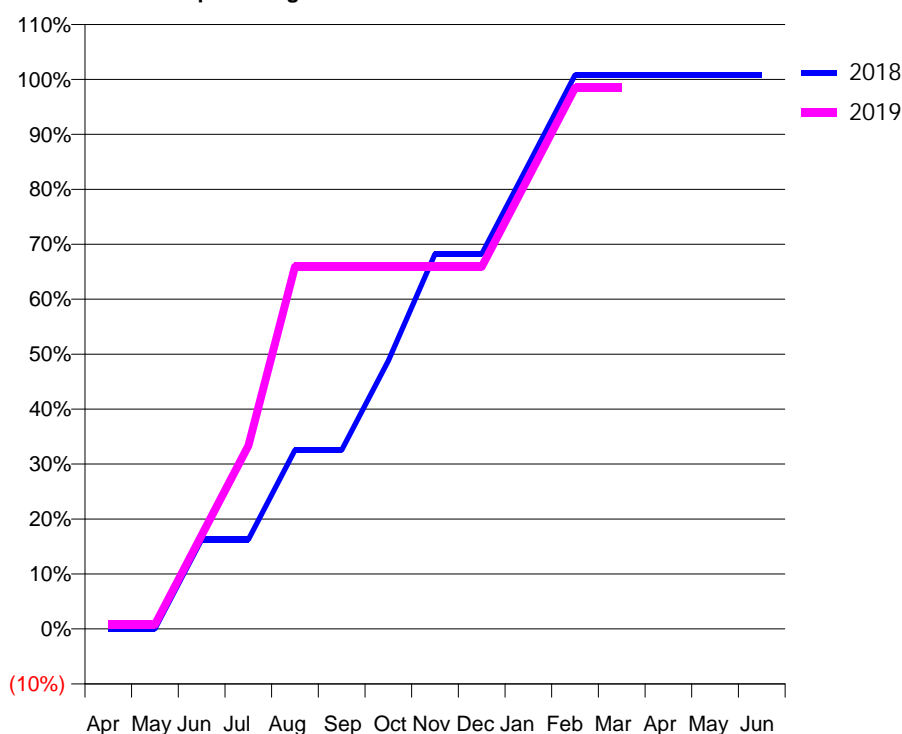
### Q56 - Vital Signs Orthodontic At a Glance Contract Report for 220469/0001 - March 2019

Name or company name	The Dental Design Studio	18/19 Contracted general activity (UDA)	4,083
Contract type name	GDS Contract	Carry forward general activity (UDA)	64
Purpose of contract	General and Orthodontic	18/19 Contracted orthodontic activity (UOA)	129
Contract start date	01/04/2006	Carry forward orthodontic activity (UOA)	-1
Contract end date		Baseline contract value	£106,533.91

ACCESS	Contract	England and Wales
24 month ratio of assessments to patient IDs	1.07	1.08

ACTIVITY	Contract
Contract assess and fit appliances (case starts) as a percentage of Area Team case starts	0.1 %

Cumulative percentage of contracted UOA delivered 2018 & 2019



Month	Adjusted Scheduled Activity (UOA)		
	2017	2018	2019
April	0	0	1
May	22	0	1
June	22	21	22
July	43	21	43
August	43	42	85
September	43	42	85
October	64	63	85
November	65	88	85
December	86	88	85
January	86	109	106
February	86	130	127
March	86	130	127
April	86	130	
May	86	130	
June	107	130	

#### QUANTITY METRICS (rolling 12 month period)

	Contract Quantity	Contract Base Number	Contract *	Area Team	Region	England
% of all assessments that were assess and fit appliances (case starts)	7	7	100.0%	49.7%	57.1%	59.2%
% of all assessments that were assess and refuse	0	7	0.0%	13.7%	11.5%	12.0%
% of all assessments that were assess and review	0	7	0.0%	36.6%	31.4%	28.8%
% of case starts with a reported IOTN of 3 and Aesthetic Component of 5 or below	0	7	N/A	0.1%	0.1%	0.1%
% of case starts with a reported IOTN of 3 and Aesthetic Component of 6 or above	0	7	N/A	4.9%	3.9%	3.9%
% of case starts with a reported IOTN of 4	7	7	100.0%	76.9%	75.9%	77.6%
% of case starts with a reported IOTN of 5	0	7	N/A	17.5%	17.9%	16.7 %
% of concluded courses in receipt of dual-arch fixed appliances	0	0	N/A	77.0%	69.5%	72.9%
% of concluded courses where treatment was abandoned or discontinued	0	0	N/A	8.5%	9.7%	8.7%
% of patients satisfied with the treatment they have received	0	0	N/A	96.6%	95.2%	95.7%

\* Figures in italics indicate that the base number is less than 100.



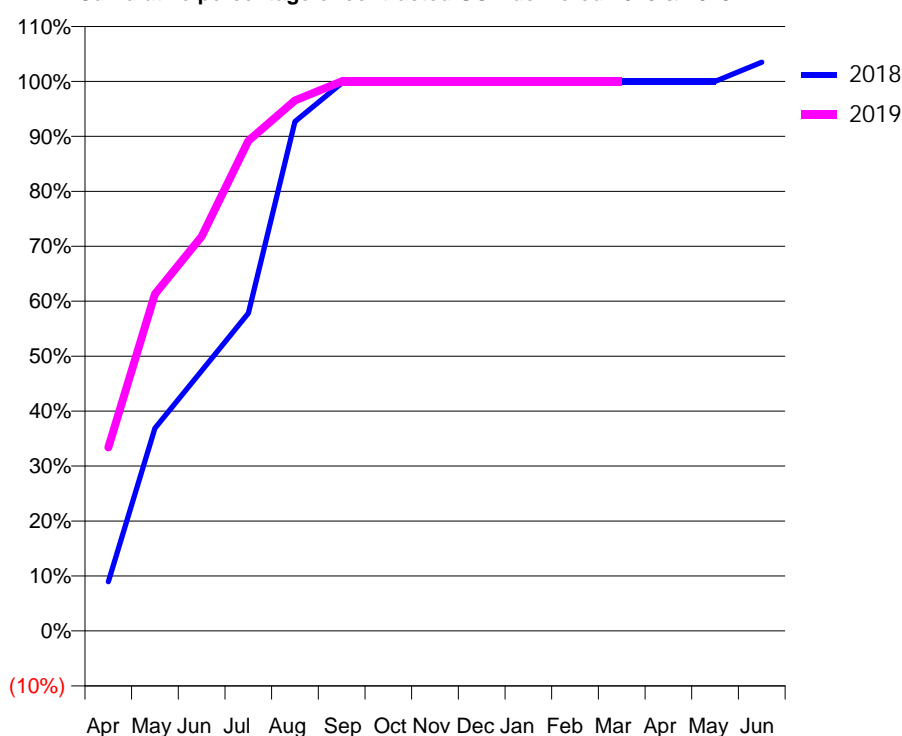
### Q56 - Vital Signs Orthodontic At a Glance Contract Report for 222224/0001 - March 2019

Name or company name	MR DA STOTT	18/19 Contracted general activity (UDA)	12,808
Contract type name	GDS Contract	Carry forward general activity (UDA)	256
Purpose of contract	General and Orthodontic	18/19 Contracted orthodontic activity (UOA)	602
Contract start date	01/04/2006	Carry forward orthodontic activity (UOA)	-12
Contract end date		Baseline contract value	£349,281.42

ACCESS	Contract	England and Wales
24 month ratio of assessments to patient IDs	1.02	1.08

ACTIVITY	Contract
Contract assess and fit appliances (case starts) as a percentage of Area Team case starts	0.3 %

Cumulative percentage of contracted UOA delivered 2018 & 2019



Month	Adjusted Scheduled Activity (UOA)		
	2017	2018	2019
April	131	54	201
May	404	222	369
June	530	285	432
July	593	348	537
August	596	558	581
September	617	600	602
October	617	602	602
November	617	602	602
December	617	602	602
January	617	602	602
February	617	602	602
March	617	602	602
April	617	602	
May	617	602	
June	617	623	

#### QUANTITY METRICS (rolling 12 month period)

	Contract Quantity	Contract Base Number	Contract *	Area Team	Region	England
% of all assessments that were assess and fit appliances (case starts)	29	31	93.5%	49.7%	57.1%	59.2%
% of all assessments that were assess and refuse	1	31	3.2%	13.7%	11.5%	12.0%
% of all assessments that were assess and review	1	31	3.2%	36.6%	31.4%	28.8%
% of case starts with a reported IOTN of 3 and Aesthetic Component of 5 or below	0	29	<i>N/A</i>	0.1%	0.1%	0.1%
% of case starts with a reported IOTN of 3 and Aesthetic Component of 6 or above	2	29	6.9%	4.9%	3.9%	3.9%
% of case starts with a reported IOTN of 4	22	29	75.9%	76.9%	75.9%	77.6%
% of case starts with a reported IOTN of 5	5	29	17.2%	17.5%	17.9%	16.7 %
% of concluded courses in receipt of dual-arch fixed appliances	0	10	<i>N/A</i>	77.0%	69.5%	72.9%
% of concluded courses where treatment was abandoned or discontinued	3	10	30.0%	8.5%	9.7%	8.7%
% of patients satisfied with the treatment they have received	1	1	100.0%	96.6%	95.2%	95.7%

\* Figures in italics indicate that the base number is less than 100.

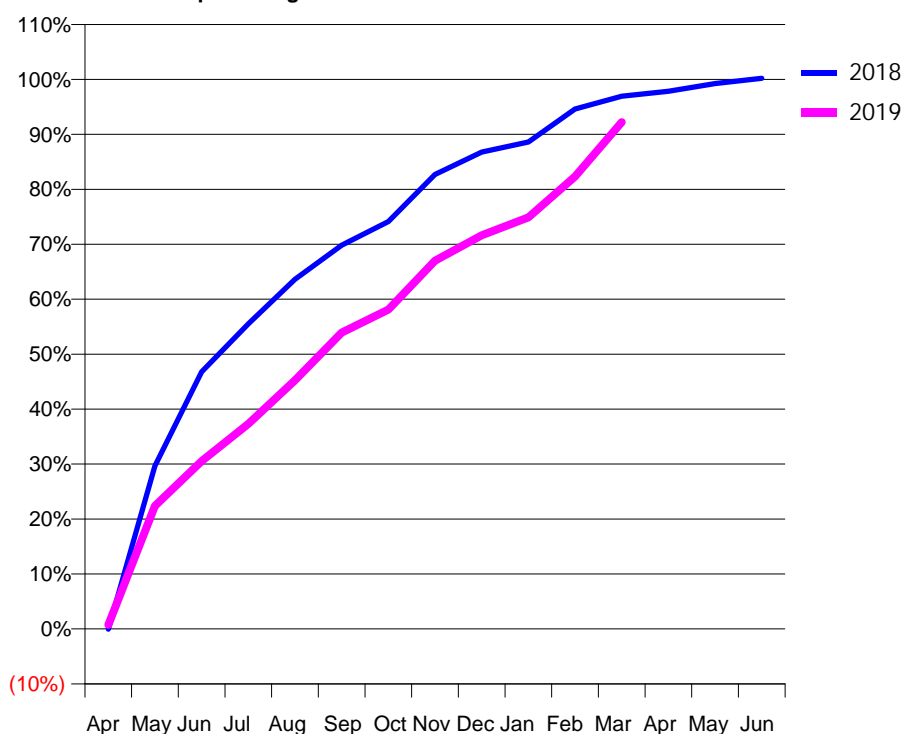
### Q56 - Vital Signs Orthodontic At a Glance Contract Report for 232246/0001 - March 2019

Name or company name	MR TI DAVIES	18/19 Contracted general activity (UDA)	0
Contract type name	PDS Contract	Carry forward general activity (UDA)	0
Purpose of contract	Orthodontic	18/19 Contracted orthodontic activity (UOA)	4,491
Contract start date	01/04/2006	Carry forward orthodontic activity (UOA)	-8
Contract end date	03/04/2020	Baseline contract value	£292,708.40

ACCESS	Contract	England and Wales
24 month ratio of assessments to patient IDs	1.05	1.08

ACTIVITY	Contract
Contract assess and fit appliances (case starts) as a percentage of Area Team case starts	1.9 %

Cumulative percentage of contracted UOA delivered 2018 & 2019



Month	Adjusted Scheduled Activity (UOA)		
	2017	2018	2019
April	23	-3	33
May	1,505	1,328	1,005
June	1,774	2,094	1,372
July	2,421	2,486	1,676
August	3,031	2,847	2,032
September	3,450	3,125	2,421
October	3,813	3,318	2,610
November	4,027	3,701	3,008
December	4,072	3,884	3,217
January	4,151	3,966	3,364
February	4,305	4,234	3,696
March	4,390	4,339	4,142
April	4,437	4,379	
May	4,462	4,442	
June	4,462	4,484	

### QUANTITY METRICS (rolling 12 month period)

	Contract Quantity	Contract Base Number	Contract *	Area Team	Region	England
% of all assessments that were assess and fit appliances (case starts)	172	946	18.2%	49.7%	57.1%	59.2%
% of all assessments that were assess and refuse	219	946	23.2%	13.7%	11.5%	12.0%
% of all assessments that were assess and review	555	946	58.7%	36.6%	31.4%	28.8%
% of case starts with a reported IOTN of 3 and Aesthetic Component of 5 or below	1	172	0.6%	0.1%	0.1%	0.1%
% of case starts with a reported IOTN of 3 and Aesthetic Component of 6 or above	0	172	N/A	4.9%	3.9%	3.9%
% of case starts with a reported IOTN of 4	167	172	97.1%	76.9%	75.9%	77.6%
% of case starts with a reported IOTN of 5	0	172	N/A	17.5%	17.9%	16.7 %
% of concluded courses in receipt of dual-arch fixed appliances	161	184	87.5%	77.0%	69.5%	72.9%
% of concluded courses where treatment was abandoned or discontinued	4	184	2.2%	8.5%	9.7%	8.7%
% of patients satisfied with the treatment they have received	5	5	100.0%	96.6%	95.2%	95.7%

\* Figures in italics indicate that the base number is less than 100.

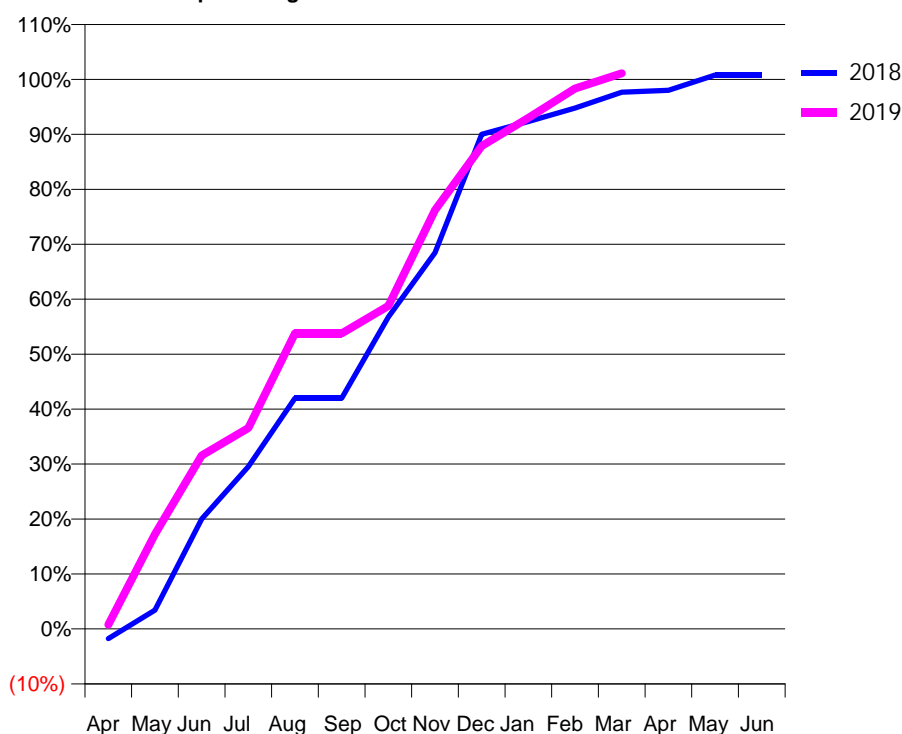
### Q56 - Vital Signs Orthodontic At a Glance Contract Report for 299022/0001 - March 2019

Name or company name	MR G KARATZOPOULOS	18/19 Contracted general activity (UDA)	551
Contract type name	GDS Contract	Carry forward general activity (UDA)	12
Purpose of contract	General and Orthodontic	18/19 Contracted orthodontic activity (UOA)	900
Contract start date	01/08/2012	Carry forward orthodontic activity (UOA)	-7
Contract end date		Baseline contract value	£72,773.45

ACCESS	Contract	England and Wales
24 month ratio of assessments to patient IDs	1.11	1.08

ACTIVITY	Contract
Contract assess and fit appliances (case starts) as a percentage of Area Team case starts	0.5 %

Cumulative percentage of contracted UOA delivered 2018 & 2019



Month	Adjusted Scheduled Activity (UOA)		
	2017	2018	2019
April	-27	-16	7
May	-27	31	155
June	41	180	284
July	87	266	329
August	200	378	484
September	222	378	484
October	289	511	529
November	314	616	686
December	384	810	791
January	478	831	837
February	524	853	885
March	545	879	910
April	822	882	
May	884	907	
June	884	907	

#### QUANTITY METRICS (rolling 12 month period)

	Contract Quantity	Contract Base Number	Contract *	Area Team	Region	England
% of all assessments that were assess and fit appliances (case starts)	42	91	46.2%	49.7%	57.1%	59.2%
% of all assessments that were assess and refuse	20	91	22.0%	13.7%	11.5%	12.0%
% of all assessments that were assess and review	29	91	31.9%	36.6%	31.4%	28.8%
% of case starts with a reported IOTN of 3 and Aesthetic Component of 5 or below	0	42	<i>N/A</i>	0.1%	0.1%	0.1%
% of case starts with a reported IOTN of 3 and Aesthetic Component of 6 or above	1	42	2.4%	4.9%	3.9%	3.9%
% of case starts with a reported IOTN of 4	24	42	57.1%	76.9%	75.9%	77.6%
% of case starts with a reported IOTN of 5	16	42	38.1%	17.5%	17.9%	16.7%
% of concluded courses in receipt of dual-arch fixed appliances	0	40	<i>N/A</i>	77.0%	69.5%	72.9%
% of concluded courses where treatment was abandoned or discontinued	5	40	12.5%	8.5%	9.7%	8.7%
% of patients satisfied with the treatment they have received	1	1	100.0%	96.6%	95.2%	95.7%

\* Figures in italics indicate that the base number is less than 100.

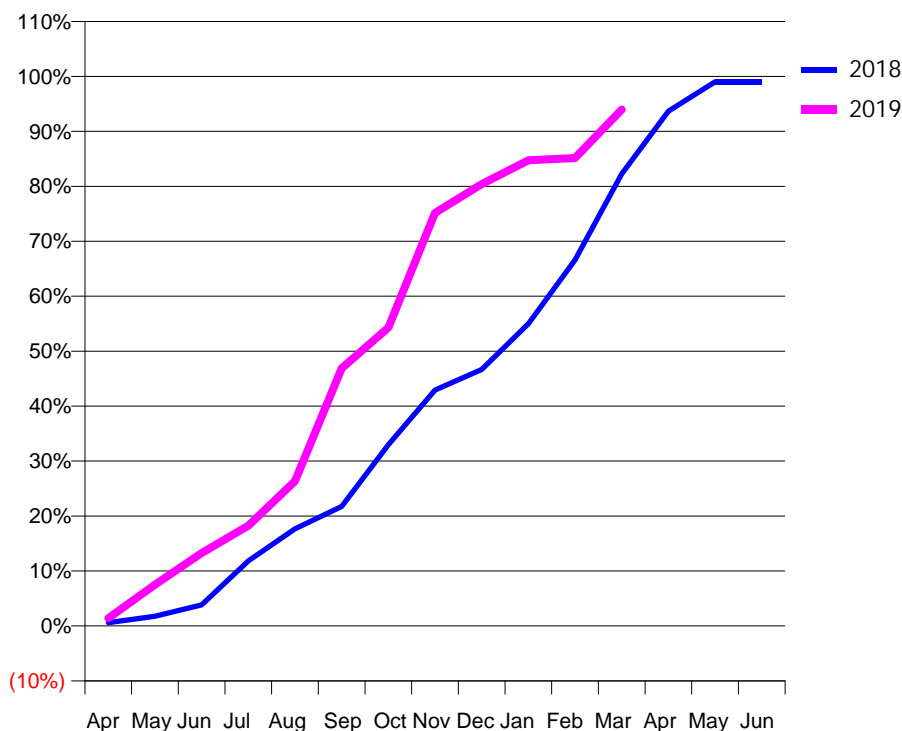
### Q56 - Vital Signs Orthodontic At a Glance Contract Report for 329185/0001 - March 2019

Name or company name	MR HS SKOYLES	18/19 Contracted general activity (UDA)	42,279
Contract type name	GDS Contract	Carry forward general activity (UDA)	0
Purpose of contract	General and Orthodontic	18/19 Contracted orthodontic activity (UOA)	1,200
Contract start date	01/04/2006	Carry forward orthodontic activity (UOA)	12
Contract end date		Baseline contract value	£1,173,799.96

ACCESS	Contract	England and Wales
24 month ratio of assessments to patient IDs	1.27	1.08

ACTIVITY	Contract
Contract assess and fit appliances (case starts) as a percentage of Area Team case starts	0.5 %

Cumulative percentage of contracted UOA delivered 2018 & 2019



Month	Adjusted Scheduled Activity (UOA)		
	2017	2018	2019
April	33	7	17
May	60	21	90
June	172	46	159
July	283	142	219
August	331	212	316
September	440	261	563
October	526	396	652
November	557	515	902
December	603	560	965
January	664	660	1,017
February	702	799	1,022
March	1,024	987	1,128
April	1,077	1,124	
May	1,104	1,188	
June	1,148	1,188	

#### QUANTITY METRICS (rolling 12 month period)

	Contract Quantity	Contract Base Number	Contract *	Area Team	Region	England
% of all assessments that were assess and fit appliances (case starts)	50	422	11.8%	49.7%	57.1%	59.2%
% of all assessments that were assess and refuse	16	422	3.8%	13.7%	11.5%	12.0%
% of all assessments that were assess and review	356	422	84.4%	36.6%	31.4%	28.8%
% of case starts with a reported IOTN of 3 and Aesthetic Component of 5 or below	0	50	<i>N/A</i>	0.1%	0.1%	0.1%
% of case starts with a reported IOTN of 3 and Aesthetic Component of 6 or above	5	50	10.0%	4.9%	3.9%	3.9%
% of case starts with a reported IOTN of 4	30	50	60.0%	76.9%	75.9%	77.6%
% of case starts with a reported IOTN of 5	15	50	30.0%	17.5%	17.9%	16.7 %
% of concluded courses in receipt of dual-arch fixed appliances	20	36	55.6%	77.0%	69.5%	72.9%
% of concluded courses where treatment was abandoned or discontinued	1	36	2.8%	8.5%	9.7%	8.7%
% of patients satisfied with the treatment they have received	0	0	<i>N/A</i>	96.6%	95.2%	95.7%

\* Figures in italics indicate that the base number is less than 100.

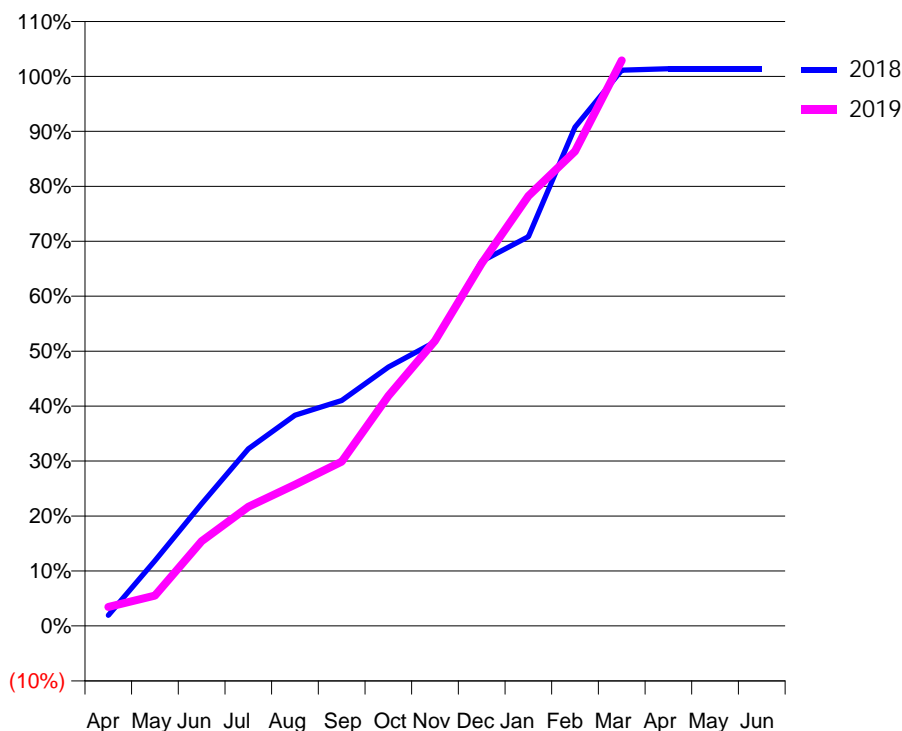
### Q56 - Vital Signs Orthodontic At a Glance Contract Report for 566497/0002 - March 2019

Name or company name	MR RA DORR	18/19 Contracted general activity (UDA)	0
Contract type name	PDS Contract	Carry forward general activity (UDA)	0
Purpose of contract	Orthodontic	18/19 Contracted orthodontic activity (UOA)	1,070
Contract start date	01/06/2008	Carry forward orthodontic activity (UOA)	-15
Contract end date	31/03/2019	Baseline contract value	£68,322.59

ACCESS	Contract	England and Wales
24 month ratio of assessments to patient IDs	1.04	1.08

ACTIVITY	Contract
Contract assess and fit appliances (case starts) as a percentage of Area Team case starts	0.5 %

Cumulative percentage of contracted UOA delivered 2018 & 2019



Month	Adjusted Scheduled Activity (UOA)		
	2017	2018	2019
April	6	21	37
May	132	127	59
June	284	238	165
July	392	345	232
August	504	410	275
September	549	439	320
October	678	504	448
November	739	553	555
December	826	710	706
January	912	758	837
February	975	971	924
March	1,085	1,082	1,101
April	1,108	1,085	
May	1,109	1,085	
June	1,109	1,085	

#### QUANTITY METRICS (rolling 12 month period)

	Contract Quantity	Contract Base Number	Contract *	Area Team	Region	England
% of all assessments that were assess and fit appliances (case starts)	50	90	55.6%	49.7%	57.1%	59.2%
% of all assessments that were assess and refuse	4	90	4.4%	13.7%	11.5%	12.0%
% of all assessments that were assess and review	36	90	40.0%	36.6%	31.4%	28.8%
% of case starts with a reported IOTN of 3 and Aesthetic Component of 5 or below	0	50	<i>N/A</i>	0.1%	0.1%	0.1%
% of case starts with a reported IOTN of 3 and Aesthetic Component of 6 or above	2	50	4.0%	4.9%	3.9%	3.9%
% of case starts with a reported IOTN of 4	46	50	92.0%	76.9%	75.9%	77.6%
% of case starts with a reported IOTN of 5	1	50	2.0%	17.5%	17.9%	16.7%
% of concluded courses in receipt of dual-arch fixed appliances	39	52	75.0%	77.0%	69.5%	72.9%
% of concluded courses where treatment was abandoned or discontinued	11	52	21.2%	8.5%	9.7%	8.7%
% of patients satisfied with the treatment they have received	0	0	<i>N/A</i>	96.6%	95.2%	95.7%

\* Figures in italics indicate that the base number is less than 100.

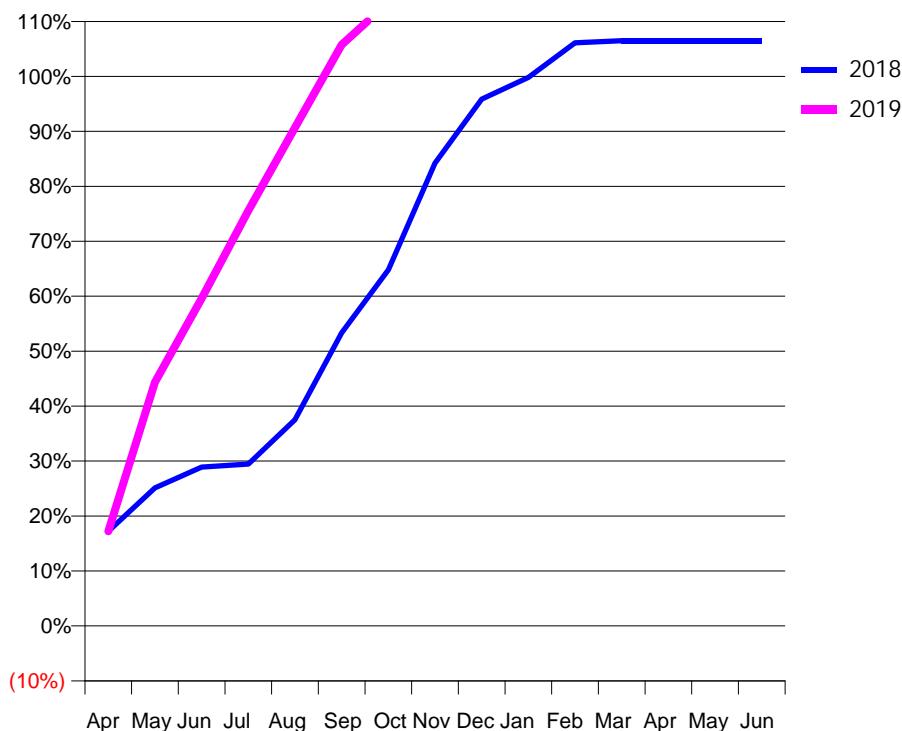
### Q56 - Vital Signs Orthodontic At a Glance Contract Report for 636444/0001 - March 2019

Name or company name	MRS LD POULTER	18/19 Contracted general activity (UDA)	0
Contract type name	PDS Contract	Carry forward general activity (UDA)	0
Purpose of contract	Orthodontic	18/19 Contracted orthodontic activity (UOA)	557
Contract start date	01/04/2006	Carry forward orthodontic activity (UOA)	-11
Contract end date	03/04/2020	Baseline contract value	£36,225.40

ACCESS	Contract	England and Wales
24 month ratio of assessments to patient IDs	1.04	1.08

ACTIVITY	Contract
Contract assess and fit appliances (case starts) as a percentage of Area Team case starts	0.3 %

Cumulative percentage of contracted UOA delivered 2018 & 2019



Month	Adjusted Scheduled Activity (UOA)		
	2017	2018	2019
April	78	96	96
May	163	140	247
June	273	161	332
July	296	164	421
August	401	209	505
September	465	297	589
October	528	361	632
November	593	469	656
December	593	534	656
January	593	556	656
February	594	591	656
March	594	593	656
April	594	593	
May	594	593	
June	595	593	

#### QUANTITY METRICS (rolling 12 month period)

	Contract Quantity	Contract Base Number	Contract *	Area Team	Region	England
% of all assessments that were assess and fit appliances (case starts)	32	39	82.1%	49.7%	57.1%	59.2%
% of all assessments that were assess and refuse	1	39	2.6%	13.7%	11.5%	12.0%
% of all assessments that were assess and review	6	39	15.4%	36.6%	31.4%	28.8%
% of case starts with a reported IOTN of 3 and Aesthetic Component of 5 or below	0	32	<i>N/A</i>	0.1%	0.1%	0.1%
% of case starts with a reported IOTN of 3 and Aesthetic Component of 6 or above	3	32	9.4%	4.9%	3.9%	3.9%
% of case starts with a reported IOTN of 4	22	32	68.8%	76.9%	75.9%	77.6%
% of case starts with a reported IOTN of 5	7	32	21.9%	17.5%	17.9%	16.7%
% of concluded courses in receipt of dual-arch fixed appliances	21	30	70.0%	77.0%	69.5%	72.9%
% of concluded courses where treatment was abandoned or discontinued	5	30	16.7%	8.5%	9.7%	8.7%
% of patients satisfied with the treatment they have received	0	0	<i>N/A</i>	96.6%	95.2%	95.7%

\* Figures in italics indicate that the base number is less than 100.

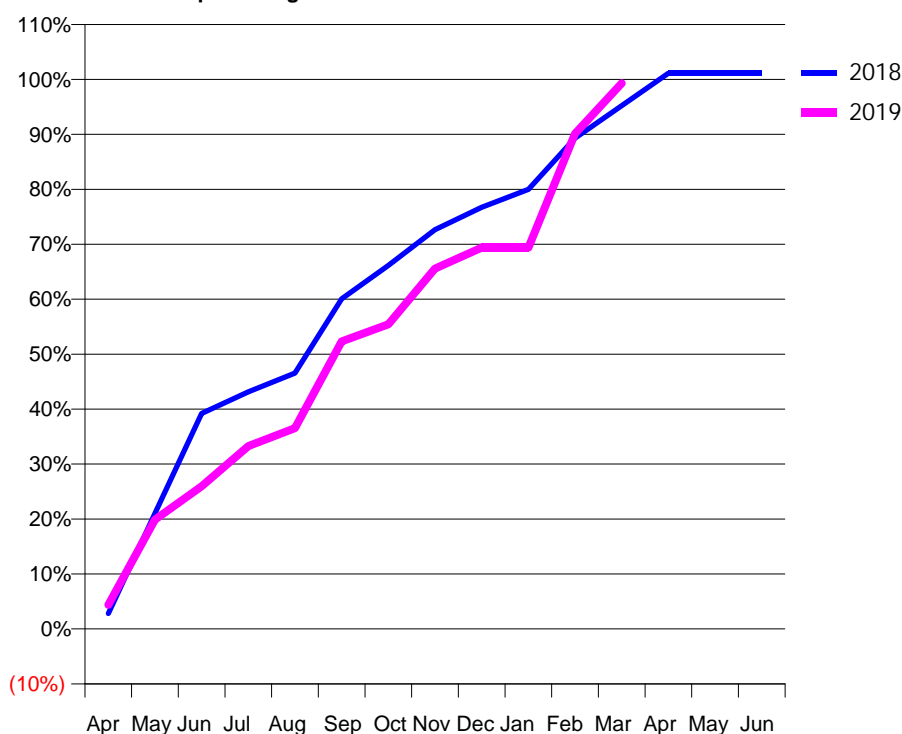
### Q56 - Vital Signs Orthodontic At a Glance Contract Report for 729159/0001 - March 2019

Name or company name	MRS AM RAE	18/19 Contracted general activity (UDA)	612
Contract type name	GDS Contract	Carry forward general activity (UDA)	11
Purpose of contract	General and Orthodontic	18/19 Contracted orthodontic activity (UOA)	709
Contract start date	01/04/2006	Carry forward orthodontic activity (UOA)	-8
Contract end date		Baseline contract value	£62,226.54

ACCESS	Contract	England and Wales
24 month ratio of assessments to patient IDs	1.02	1.08

ACTIVITY	Contract
Contract assess and fit appliances (case starts) as a percentage of Area Team case starts	0.4 %

Cumulative percentage of contracted UOA delivered 2018 & 2019



Month	Adjusted Scheduled Activity (UOA)		
	2017	2018	2019
April	0	20	31
May	112	149	141
June	201	278	184
July	349	306	236
August	413	330	259
September	643	426	371
October	689	469	393
November	756	515	465
December	799	544	492
January	866	567	492
February	934	633	639
March	1,019	675	704
April	1,019	717	
May	1,019	717	
June	1,019	717	

#### QUANTITY METRICS (rolling 12 month period)

	Contract Quantity	Contract Base Number	Contract *	Area Team	Region	England
% of all assessments that were assess and fit appliances (case starts)	33	78	42.3%	49.7%	57.1%	59.2%
% of all assessments that were assess and refuse	22	78	28.2%	13.7%	11.5%	12.0%
% of all assessments that were assess and review	23	78	29.5%	36.6%	31.4%	28.8%
% of case starts with a reported IOTN of 3 and Aesthetic Component of 5 or below	0	33	<i>N/A</i>	0.1%	0.1%	0.1%
% of case starts with a reported IOTN of 3 and Aesthetic Component of 6 or above	0	33	<i>N/A</i>	4.9%	3.9%	3.9%
% of case starts with a reported IOTN of 4	25	33	75.8%	76.9%	75.9%	77.6%
% of case starts with a reported IOTN of 5	7	33	21.2%	17.5%	17.9%	16.7 %
% of concluded courses in receipt of dual-arch fixed appliances	42	46	91.3%	77.0%	69.5%	72.9%
% of concluded courses where treatment was abandoned or discontinued	3	46	6.5%	8.5%	9.7%	8.7%
% of patients satisfied with the treatment they have received	0	0	<i>N/A</i>	96.6%	95.2%	95.7%

\* Figures in italics indicate that the base number is less than 100.

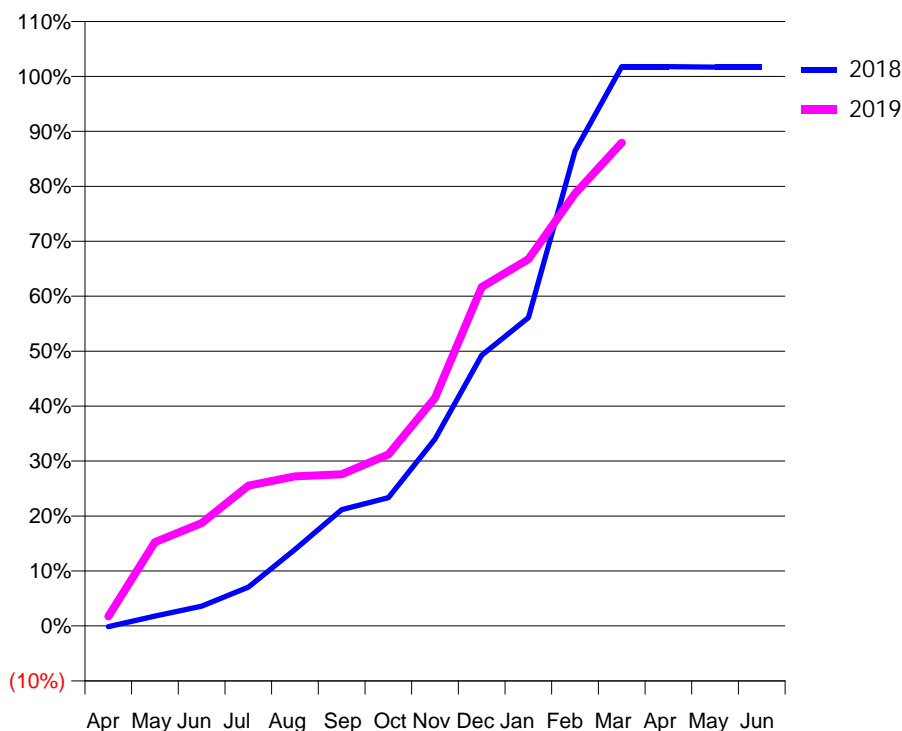
### Q56 - Vital Signs Orthodontic At a Glance Contract Report for 736619/0001 - March 2019

Name or company name	MR DB BUCHANAN	18/19 Contracted general activity (UDA)	1,628
Contract type name	PDS Contract	Carry forward general activity (UDA)	0
Purpose of contract	General and Orthodontic	18/19 Contracted orthodontic activity (UOA)	1,257
Contract start date	01/08/2010	Carry forward orthodontic activity (UOA)	-21
Contract end date	31/03/2019	Baseline contract value	£129,699.68

ACCESS	Contract	England and Wales
24 month ratio of assessments to patient IDs	1.10	1.08

ACTIVITY	Contract
Contract assess and fit appliances (case starts) as a percentage of Area Team case starts	0.5 %

Cumulative percentage of contracted UOA delivered 2018 & 2019



Month	Adjusted Scheduled Activity (UOA)		
	2017	2018	2019
April	25	-2	22
May	49	22	192
June	91	45	235
July	154	89	321
August	238	175	342
September	242	266	347
October	501	293	392
November	629	427	521
December	693	619	775
January	694	705	839
February	866	1,086	989
March	1,170	1,279	1,105
April	1,255	1,279	
May	1,255	1,278	
June	1,255	1,278	

#### QUANTITY METRICS (rolling 12 month period)

	Contract Quantity	Contract Base Number	Contract *	Area Team	Region	England
% of all assessments that were assess and fit appliances (case starts)	50	73	68.5%	49.7%	57.1%	59.2%
% of all assessments that were assess and refuse	6	73	8.2%	13.7%	11.5%	12.0%
% of all assessments that were assess and review	17	73	23.3%	36.6%	31.4%	28.8%
% of case starts with a reported IOTN of 3 and Aesthetic Component of 5 or below	0	50	<i>N/A</i>	0.1%	0.1%	0.1%
% of case starts with a reported IOTN of 3 and Aesthetic Component of 6 or above	1	50	2.0%	4.9%	3.9%	3.9%
% of case starts with a reported IOTN of 4	44	50	88.0%	76.9%	75.9%	77.6%
% of case starts with a reported IOTN of 5	5	50	10.0%	17.5%	17.9%	16.7 %
% of concluded courses in receipt of dual-arch fixed appliances	13	16	81.3%	77.0%	69.5%	72.9%
% of concluded courses where treatment was abandoned or discontinued	0	16	0.0%	8.5%	9.7%	8.7%
% of patients satisfied with the treatment they have received	0	0	<i>N/A</i>	96.6%	95.2%	95.7%

\* Figures in italics indicate that the base number is less than 100.



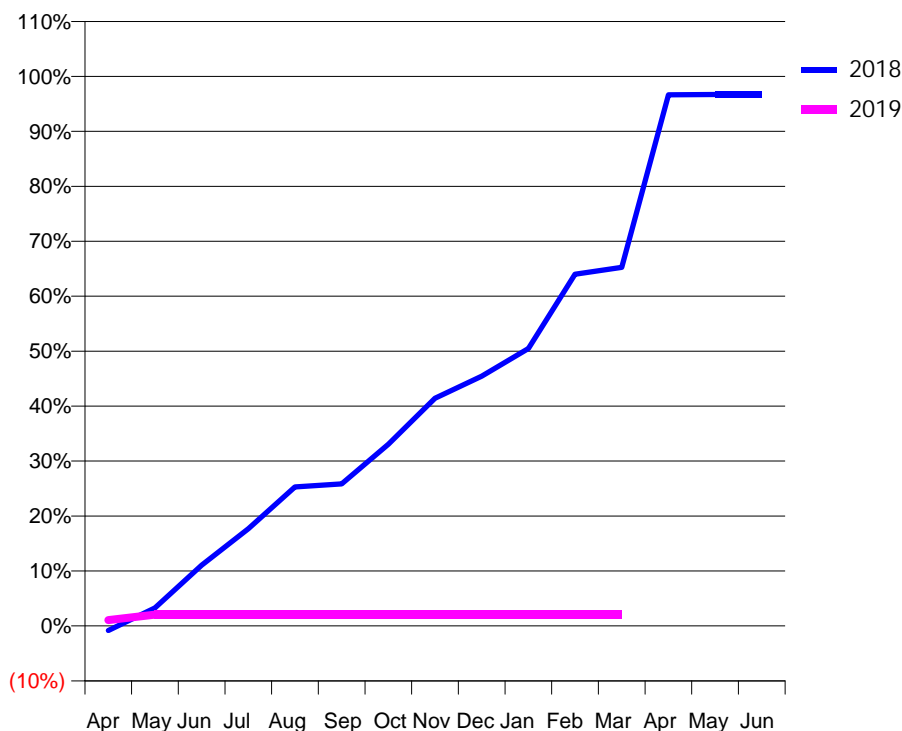
### Q56 - Vital Signs Orthodontic At a Glance Contract Report for 759953/0001 - March 2019

Name or company name	MR RA PARKER	18/19 Contracted general activity (UDA)	0
Contract type name	PDS Contract	Carry forward general activity (UDA)	0
Purpose of contract	Orthodontic	18/19 Contracted orthodontic activity (UOA)	930
Contract start date	01/04/2006	Carry forward orthodontic activity (UOA)	0
Contract end date	29/06/2018	Baseline contract value	£63,466.49

ACCESS	Contract	England and Wales
24 month ratio of assessments to patient IDs	1.16	1.08

ACTIVITY	Contract
Contract assess and fit appliances (case starts) as a percentage of Area Team case starts	0.6 %

Cumulative percentage of contracted UOA delivered 2018 & 2019



Month	Adjusted Scheduled Activity (UOA)		
	2017	2018	2019
April	-21	-32	10
May	284	124	19
June	583	416	19
July	925	666	19
August	1,079	952	19
September	1,306	973	19
October	1,484	1,244	19
November	1,855	1,559	19
December	1,968	1,709	19
January	2,118	1,899	19
February	2,564	2,408	19
March	3,212	2,455	19
April	3,688	3,636	
May	3,730	3,638	
June	3,730	3,638	

#### QUANTITY METRICS (rolling 12 month period)

	Contract Quantity	Contract Base Number	Contract *	Area Team	Region	England
% of all assessments that were assess and fit appliances (case starts)	56	98	57.1%	49.7%	57.1%	59.2%
% of all assessments that were assess and refuse	1	98	1.0%	13.7%	11.5%	12.0%
% of all assessments that were assess and review	41	98	41.8%	36.6%	31.4%	28.8%
% of case starts with a reported IOTN of 3 and Aesthetic Component of 5 or below	0	56	N/A	0.1%	0.1%	0.1%
% of case starts with a reported IOTN of 3 and Aesthetic Component of 6 or above	13	56	23.2%	4.9%	3.9%	3.9%
% of case starts with a reported IOTN of 4	35	56	62.5%	76.9%	75.9%	77.6%
% of case starts with a reported IOTN of 5	8	56	14.3%	17.5%	17.9%	16.7 %
% of concluded courses in receipt of dual-arch fixed appliances	0	46	N/A	77.0%	69.5%	72.9%
% of concluded courses where treatment was abandoned or discontinued	6	46	13.0%	8.5%	9.7%	8.7%
% of patients satisfied with the treatment they have received	2	2	100.0%	96.6%	95.2%	95.7%

\* Figures in italics indicate that the base number is less than 100.

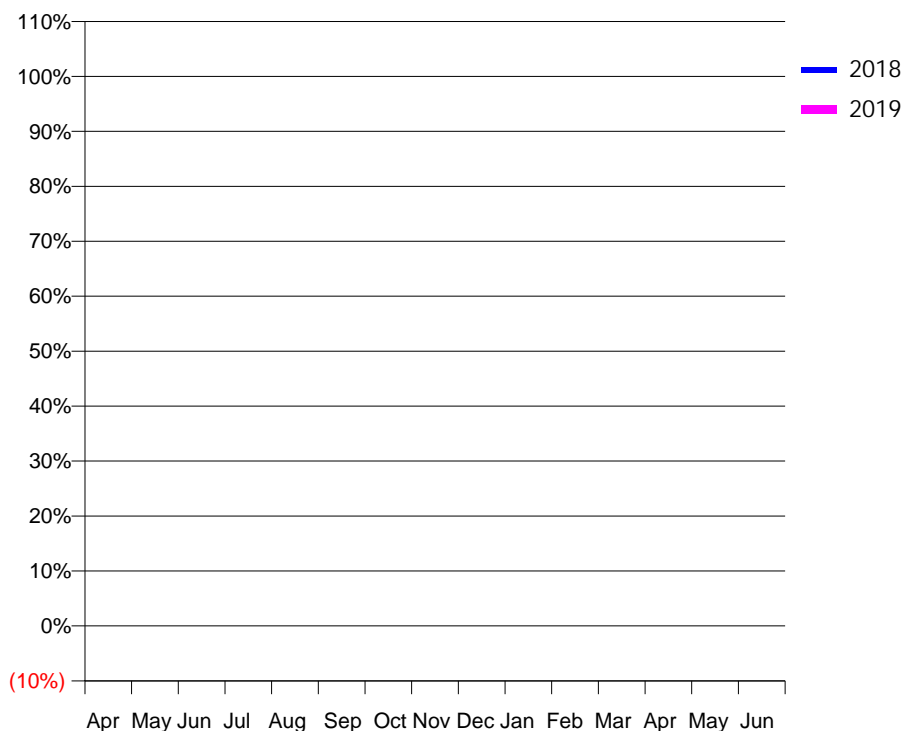
### Q56 - Vital Signs Orthodontic At a Glance Contract Report for 800759/0002 - March 2019

Name or company name	MR D JONES	18/19 Contracted general activity (UDA)	1,409
Contract type name	GDS Contract	Carry forward general activity (UDA)	0
Purpose of contract	General	18/19 Contracted orthodontic activity (UOA)	0
Contract start date	28/07/2011	Carry forward orthodontic activity (UOA)	0
Contract end date		Baseline contract value	£27,848.63

ACCESS	Contract	England and Wales
24 month ratio of assessments to patient IDs	1.04	1.08

ACTIVITY	Contract
Contract assess and fit appliances (case starts) as a percentage of Area Team case starts	0.0 %

Cumulative percentage of contracted UOA delivered 2018 & 2019



Month	Adjusted Scheduled Activity (UOA)		
	2017	2018	2019
April	0	0	0
May	4	1	0
June	7	6	0
July	14	10	21
August	14	10	28
September	19	12	28
October	22	13	30
November	22	15	30
December	23	15	36
January	23	23	36
February	24	45	40
March	35	48	46
April	37	53	
May	37	55	
June	37	55	

### QUANTITY METRICS (rolling 12 month period)

	Contract Quantity	Contract Base Number	Contract *	Area Team	Region	England
% of all assessments that were assess and fit appliances (case starts)	3	27	11.1%	49.7%	57.1%	59.2%
% of all assessments that were assess and refuse	0	27	0.0%	13.7%	11.5%	12.0%
% of all assessments that were assess and review	24	27	88.9%	36.6%	31.4%	28.8%
% of case starts with a reported IOTN of 3 and Aesthetic Component of 5 or below	1	3	33.3%	0.1%	0.1%	0.1%
% of case starts with a reported IOTN of 3 and Aesthetic Component of 6 or above	0	3	N/A	4.9%	3.9%	3.9%
% of case starts with a reported IOTN of 4	0	3	N/A	76.9%	75.9%	77.6%
% of case starts with a reported IOTN of 5	0	3	N/A	17.5%	17.9%	16.7 %
% of concluded courses in receipt of dual-arch fixed appliances	0	1	N/A	77.0%	69.5%	72.9%
% of concluded courses where treatment was abandoned or discontinued	0	1	0.0%	8.5%	9.7%	8.7%
% of patients satisfied with the treatment they have received	0	0	N/A	96.6%	95.2%	95.7%

\* Figures in italics indicate that the base number is less than 100.

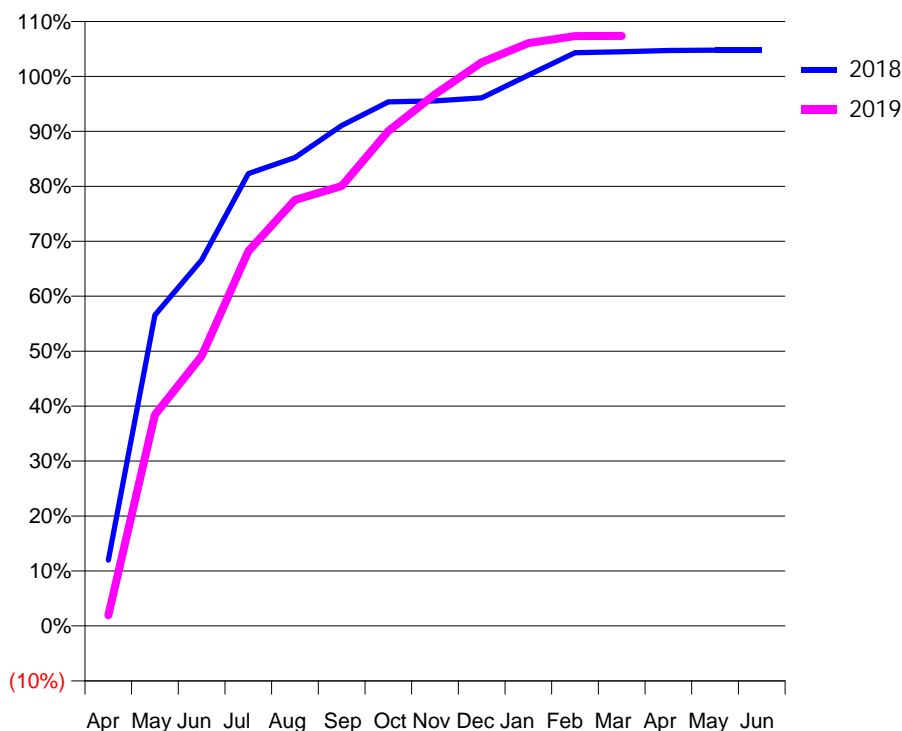
### Q56 - Vital Signs Orthodontic At a Glance Contract Report for 817899/0003 - March 2019

Name or company name	MRS AM BRANCH	18/19 Contracted general activity (UDA)	0
Contract type name	PDS Contract	Carry forward general activity (UDA)	0
Purpose of contract	Orthodontic	18/19 Contracted orthodontic activity (UOA)	1,804
Contract start date	05/01/2015	Carry forward orthodontic activity (UOA)	-35
Contract end date	03/04/2020	Baseline contract value	£117,410.74

ACCESS	Contract	England and Wales
24 month ratio of assessments to patient IDs	1.20	1.08

ACTIVITY	Contract
Contract assess and fit appliances (case starts) as a percentage of Area Team case starts	1.0 %

Cumulative percentage of contracted UOA delivered 2018 & 2019



Month	Adjusted Scheduled Activity (UOA)		
	2017	2018	2019
April	229	211	35
May	890	997	693
June	1,147	1,173	886
July	1,365	1,450	1,230
August	1,522	1,502	1,398
September	1,568	1,604	1,444
October	1,601	1,680	1,625
November	1,696	1,683	1,745
December	1,751	1,693	1,850
January	1,784	1,766	1,913
February	1,788	1,838	1,936
March	1,835	1,841	1,937
April	1,835	1,845	
May	1,836	1,846	
June	1,836	1,846	

### QUANTITY METRICS (rolling 12 month period)

	Contract Quantity	Contract Base Number	Contract *	Area Team	Region	England
% of all assessments that were assess and fit appliances (case starts)	88	181	48.6%	49.7%	57.1%	59.2%
% of all assessments that were assess and refuse	6	181	3.3%	13.7%	11.5%	12.0%
% of all assessments that were assess and review	87	181	48.1%	36.6%	31.4%	28.8%
% of case starts with a reported IOTN of 3 and Aesthetic Component of 5 or below	0	88	<i>N/A</i>	0.1%	0.1%	0.1%
% of case starts with a reported IOTN of 3 and Aesthetic Component of 6 or above	2	88	2.3%	4.9%	3.9%	3.9%
% of case starts with a reported IOTN of 4	66	88	75.0%	76.9%	75.9%	77.6%
% of case starts with a reported IOTN of 5	20	88	22.7%	17.5%	17.9%	16.7 %
% of concluded courses in receipt of dual-arch fixed appliances	78	90	86.7%	77.0%	69.5%	72.9%
% of concluded courses where treatment was abandoned or discontinued	6	90	6.7%	8.5%	9.7%	8.7%
% of patients satisfied with the treatment they have received	4	4	100.0%	96.6%	95.2%	95.7%

\* Figures in italics indicate that the base number is less than 100.

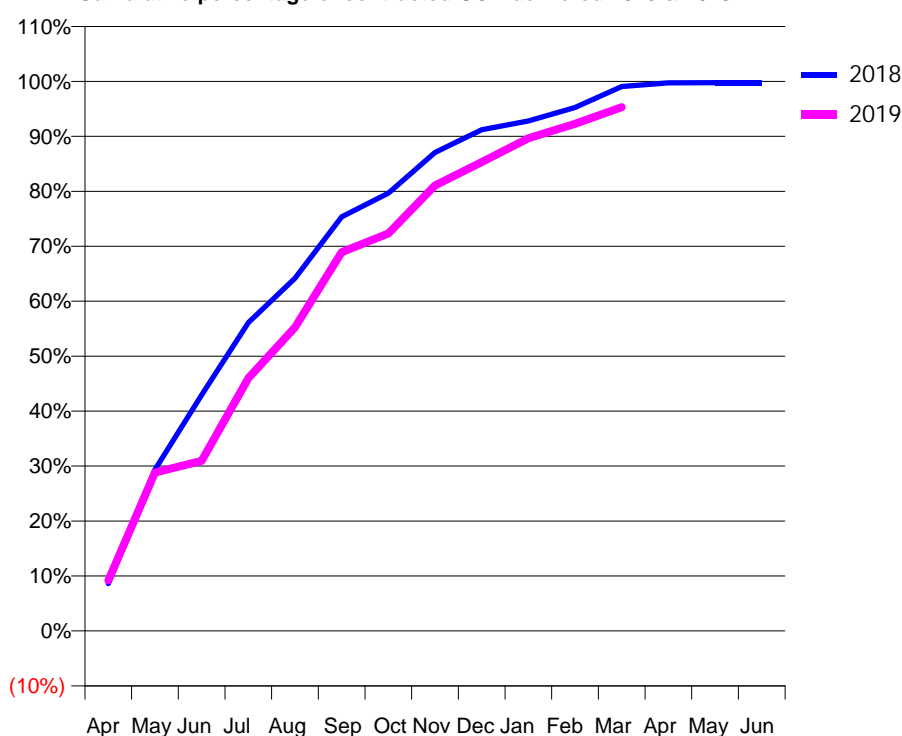
### Q56 - Vital Signs Orthodontic At a Glance Contract Report for 822493/0001 - March 2019

Name or company name	MR AR HARE	18/19 Contracted general activity (UDA)	0
Contract type name	PDS Contract	Carry forward general activity (UDA)	0
Purpose of contract	Orthodontic	18/19 Contracted orthodontic activity (UOA)	10,328
Contract start date	01/04/2006	Carry forward orthodontic activity (UOA)	27
Contract end date	03/04/2020	Baseline contract value	£654,706.41

ACCESS	Contract	England and Wales
24 month ratio of assessments to patient IDs	1.02	1.08

ACTIVITY	Contract
Contract assess and fit appliances (case starts) as a percentage of Area Team case starts	4.9 %

Cumulative percentage of contracted UOA delivered 2018 & 2019



Month	Adjusted Scheduled Activity (UOA)		
	2017	2018	2019
April	205	885	948
May	2,326	3,019	2,977
June	3,457	4,417	3,197
July	4,782	5,772	4,750
August	5,559	6,601	5,703
September	6,721	7,751	7,116
October	7,684	8,193	7,469
November	8,505	8,955	8,372
December	8,950	9,382	8,812
January	9,348	9,545	9,260
February	9,682	9,795	9,531
March	10,218	10,190	9,843
April	10,365	10,257	
May	10,367	10,259	
June	10,389	10,259	

### QUANTITY METRICS (rolling 12 month period)

	Contract Quantity	Contract Base Number	Contract *	Area Team	Region	England
% of all assessments that were assess and fit appliances (case starts)	454	967	46.9%	49.7%	57.1%	59.2%
% of all assessments that were assess and refuse	237	967	24.5%	13.7%	11.5%	12.0%
% of all assessments that were assess and review	276	967	28.5%	36.6%	31.4%	28.8%
% of case starts with a reported IOTN of 3 and Aesthetic Component of 5 or below	0	454	N/A	0.1%	0.1%	0.1%
% of case starts with a reported IOTN of 3 and Aesthetic Component of 6 or above	17	454	3.7%	4.9%	3.9%	3.9%
% of case starts with a reported IOTN of 4	368	454	81.1%	76.9%	75.9%	77.6%
% of case starts with a reported IOTN of 5	66	454	14.5%	17.5%	17.9%	16.7 %
% of concluded courses in receipt of dual-arch fixed appliances	357	385	92.7%	77.0%	69.5%	72.9%
% of concluded courses where treatment was abandoned or discontinued	18	385	4.7%	8.5%	9.7%	8.7%
% of patients satisfied with the treatment they have received	28	28	100.0%	96.6%	95.2%	95.7%

\* Figures in italics indicate that the base number is less than 100.

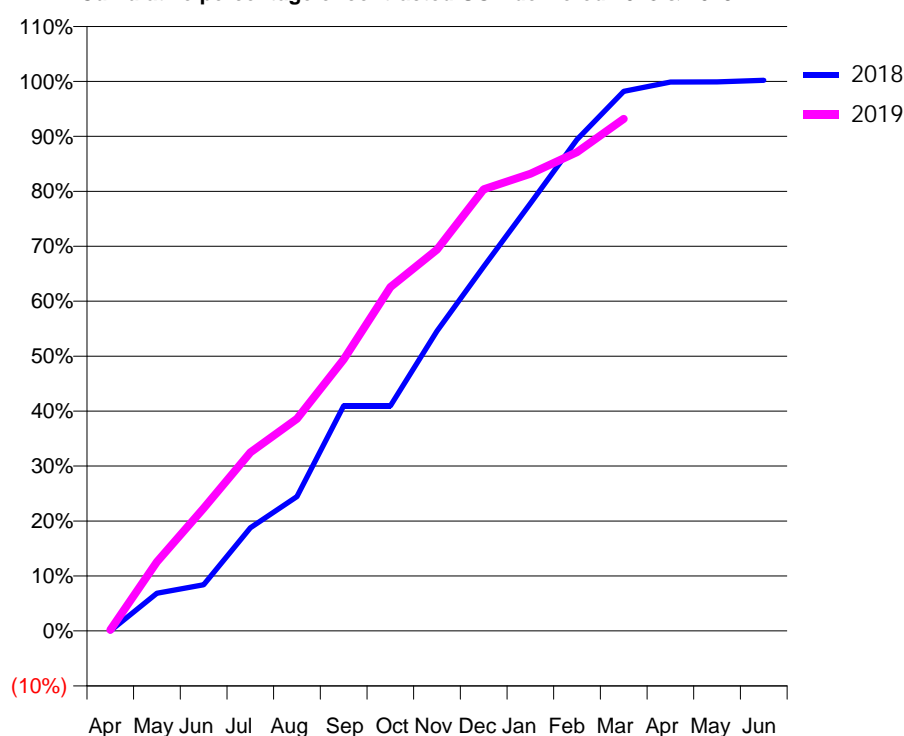
### Q56 - Vital Signs Orthodontic At a Glance Contract Report for 822493/0002 - March 2019

Name or company name	MR AR HARE	18/19 Contracted general activity (UDA)	0
Contract type name	PDS Contract	Carry forward general activity (UDA)	0
Purpose of contract	Orthodontic	18/19 Contracted orthodontic activity (UOA)	7,593
Contract start date	01/04/2006	Carry forward orthodontic activity (UOA)	-14
Contract end date	03/04/2020	Baseline contract value	£481,465.11

ACCESS	Contract	England and Wales
24 month ratio of assessments to patient IDs	1.03	1.08

ACTIVITY	Contract
Contract assess and fit appliances (case starts) as a percentage of Area Team case starts	3.7 %

Cumulative percentage of contracted UOA delivered 2018 & 2019



Month	Adjusted Scheduled Activity (UOA)		
	2017	2018	2019
April	92	0	14
May	704	520	953
June	1,154	639	1,697
July	1,671	1,425	2,467
August	1,973	1,857	2,931
September	2,615	3,110	3,751
October	2,935	3,110	4,751
November	4,100	4,143	5,268
December	4,725	5,035	6,102
January	4,874	5,908	6,316
February	6,027	6,790	6,615
March	7,059	7,454	7,075
April	7,551	7,584	
May	7,594	7,586	
June	7,594	7,607	

#### QUANTITY METRICS (rolling 12 month period)

	Contract Quantity	Contract Base Number	Contract *	Area Team	Region	England
% of all assessments that were assess and fit appliances (case starts)	340	508	66.9%	49.7%	57.1%	59.2%
% of all assessments that were assess and refuse	77	508	15.2%	13.7%	11.5%	12.0%
% of all assessments that were assess and review	91	508	17.9%	36.6%	31.4%	28.8%
% of case starts with a reported IOTN of 3 and Aesthetic Component of 5 or below	0	340	N/A	0.1%	0.1%	0.1%
% of case starts with a reported IOTN of 3 and Aesthetic Component of 6 or above	17	340	5.0%	4.9%	3.9%	3.9%
% of case starts with a reported IOTN of 4	270	340	79.4%	76.9%	75.9%	77.6%
% of case starts with a reported IOTN of 5	51	340	15.0%	17.5%	17.9%	16.7 %
% of concluded courses in receipt of dual-arch fixed appliances	219	281	77.9%	77.0%	69.5%	72.9%
% of concluded courses where treatment was abandoned or discontinued	47	281	16.7%	8.5%	9.7%	8.7%
% of patients satisfied with the treatment they have received	6	6	100.0%	96.6%	95.2%	95.7%

\* Figures in italics indicate that the base number is less than 100.

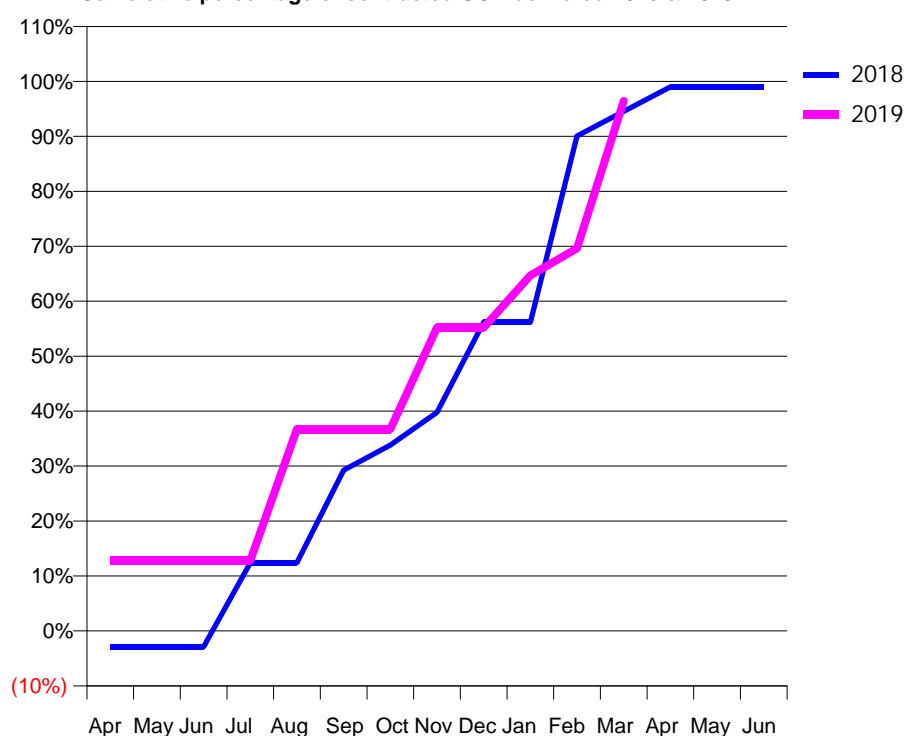
### Q56 - Vital Signs Orthodontic At a Glance Contract Report for 827134/0006 - March 2019

Name or company name	MR JG PLUMMER	18/19 Contracted general activity (UDA)	13,778
Contract type name	GDS Contract	Carry forward general activity (UDA)	486
Purpose of contract	General and Orthodontic	18/19 Contracted orthodontic activity (UOA)	1,408
Contract start date	01/04/2006	Carry forward orthodontic activity (UOA)	14
Contract end date		Baseline contract value	£570,379.08

ACCESS	Contract	England and Wales
24 month ratio of assessments to patient IDs	1.05	1.08

ACTIVITY	Contract
Contract assess and fit appliances (case starts) as a percentage of Area Team case starts	0.8 %

Cumulative percentage of contracted UOA delivered 2018 & 2019



Month	Adjusted Scheduled Activity (UOA)		
	2017	2018	2019
April	-28	-41	181
May	-28	-41	181
June	308	-41	181
July	308	175	181
August	434	175	517
September	434	412	517
October	434	476	517
November	562	560	777
December	562	791	777
January	563	791	911
February	563	1,268	980
March	799	1,331	1,358
April	1,324	1,394	
May	1,367	1,394	
June	1,367	1,394	

#### QUANTITY METRICS (rolling 12 month period)

	Contract Quantity	Contract Base Number	Contract *	Area Team	Region	England
% of all assessments that were assess and fit appliances (case starts)	69	97	71.1%	49.7%	57.1%	59.2%
% of all assessments that were assess and refuse	0	97	0.0%	13.7%	11.5%	12.0%
% of all assessments that were assess and review	28	97	28.9%	36.6%	31.4%	28.8%
% of case starts with a reported IOTN of 3 and Aesthetic Component of 5 or below	0	69	N/A	0.1%	0.1%	0.1%
% of case starts with a reported IOTN of 3 and Aesthetic Component of 6 or above	0	69	N/A	4.9%	3.9%	3.9%
% of case starts with a reported IOTN of 4	64	69	92.8%	76.9%	75.9%	77.6%
% of case starts with a reported IOTN of 5	5	69	7.2%	17.5%	17.9%	16.7%
% of concluded courses in receipt of dual-arch fixed appliances	3	4	75.0%	77.0%	69.5%	72.9%
% of concluded courses where treatment was abandoned or discontinued	1	4	25.0%	8.5%	9.7%	8.7%
% of patients satisfied with the treatment they have received	0	0	N/A	96.6%	95.2%	95.7%

\* Figures in italics indicate that the base number is less than 100.

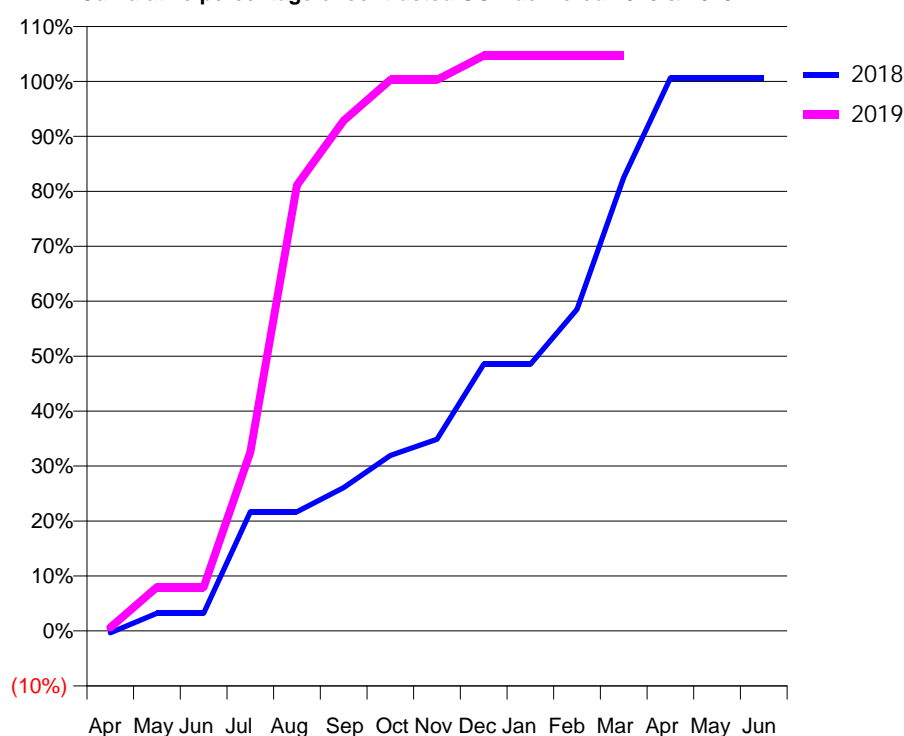
### Q56 - Vital Signs Orthodontic At a Glance Contract Report for 827134/0007 - March 2019

Name or company name	MR JG PLUMMER	18/19 Contracted general activity (UDA)	17,482
Contract type name	GDS Contract	Carry forward general activity (UDA)	597
Purpose of contract	General and Orthodontic	18/19 Contracted orthodontic activity (UOA)	1,430
Contract start date	01/04/2006	Carry forward orthodontic activity (UOA)	-9
Contract end date		Baseline contract value	£717,630.61

ACCESS	Contract	England and Wales
24 month ratio of assessments to patient IDs	1.07	1.08

ACTIVITY	Contract
Contract assess and fit appliances (case starts) as a percentage of Area Team case starts	0.9 %

Cumulative percentage of contracted UOA delivered 2018 & 2019



Month	Adjusted Scheduled Activity (UOA)		
	2017	2018	2019
April	40	-5	9
May	239	46	114
June	426	46	114
July	532	310	466
August	532	310	1,160
September	591	373	1,328
October	637	457	1,434
November	747	499	1,434
December	915	694	1,497
January	1,045	694	1,497
February	1,108	837	1,497
March	1,341	1,180	1,497
April	1,425	1,439	
May	1,425	1,439	
June	1,425	1,439	

### QUANTITY METRICS (rolling 12 month period)

	Contract Quantity	Contract Base Number	Contract *	Area Team	Region	England
% of all assessments that were assess and fit appliances (case starts)	82	107	76.6%	49.7%	57.1%	59.2%
% of all assessments that were assess and refuse	0	107	0.0%	13.7%	11.5%	12.0%
% of all assessments that were assess and review	25	107	23.4%	36.6%	31.4%	28.8%
% of case starts with a reported IOTN of 3 and Aesthetic Component of 5 or below	0	82	<i>N/A</i>	0.1%	0.1%	0.1%
% of case starts with a reported IOTN of 3 and Aesthetic Component of 6 or above	0	82	<i>N/A</i>	4.9%	3.9%	3.9%
% of case starts with a reported IOTN of 4	70	82	85.4%	76.9%	75.9%	77.6%
% of case starts with a reported IOTN of 5	12	82	14.6%	17.5%	17.9%	16.7 %
% of concluded courses in receipt of dual-arch fixed appliances	74	79	93.7%	77.0%	69.5%	72.9%
% of concluded courses where treatment was abandoned or discontinued	4	79	5.1%	8.5%	9.7%	8.7%
% of patients satisfied with the treatment they have received	1	1	100.0%	96.6%	95.2%	95.7%

\* Figures in italics indicate that the base number is less than 100.

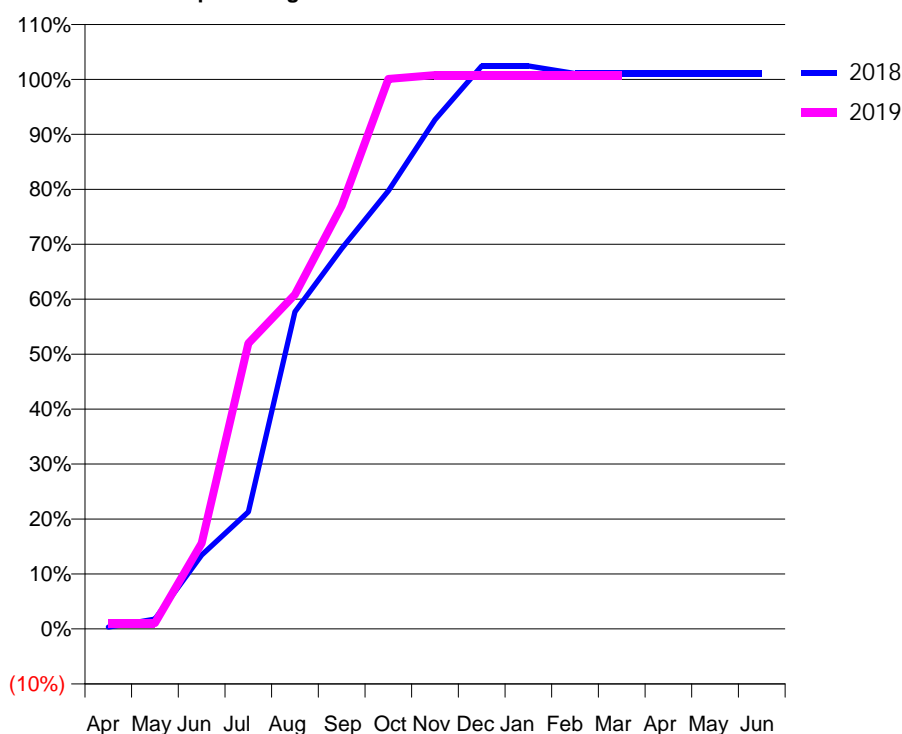
### Q56 - Vital Signs Orthodontic At a Glance Contract Report for 827134/0008 - March 2019

Name or company name	MR JG PLUMMER	18/19 Contracted general activity (UDA)	25,930
Contract type name	GDS Contract	Carry forward general activity (UDA)	0
Purpose of contract	General and Orthodontic	18/19 Contracted orthodontic activity (UOA)	1,430
Contract start date	01/04/2006	Carry forward orthodontic activity (UOA)	-15
Contract end date		Baseline contract value	£866,356.38

ACCESS	Contract	England and Wales
24 month ratio of assessments to patient IDs	1.20	1.08

ACTIVITY	Contract
Contract assess and fit appliances (case starts) as a percentage of Area Team case starts	0.7 %

Cumulative percentage of contracted UOA delivered 2018 & 2019



Month	Adjusted Scheduled Activity (UOA)		
	2017	2018	2019
April	287	5	15
May	569	26	15
June	788	192	223
July	1,024	305	743
August	1,365	825	870
September	1,435	990	1,101
October	1,435	1,140	1,431
November	1,435	1,325	1,441
December	1,435	1,465	1,441
January	1,435	1,465	1,441
February	1,435	1,445	1,441
March	1,435	1,445	1,441
April	1,435	1,445	
May	1,435	1,445	
June	1,435	1,445	

#### QUANTITY METRICS (rolling 12 month period)

	Contract Quantity	Contract Base Number	Contract *	Area Team	Region	England
% of all assessments that were assess and fit appliances (case starts)	68	196	34.7%	49.7%	57.1%	59.2%
% of all assessments that were assess and refuse	14	196	7.1%	13.7%	11.5%	12.0%
% of all assessments that were assess and review	114	196	58.2%	36.6%	31.4%	28.8%
% of case starts with a reported IOTN of 3 and Aesthetic Component of 5 or below	0	68	<i>N/A</i>	0.1%	0.1%	0.1%
% of case starts with a reported IOTN of 3 and Aesthetic Component of 6 or above	0	68	<i>N/A</i>	4.9%	3.9%	3.9%
% of case starts with a reported IOTN of 4	62	68	91.2%	76.9%	75.9%	77.6%
% of case starts with a reported IOTN of 5	6	68	8.8%	17.5%	17.9%	16.7 %
% of concluded courses in receipt of dual-arch fixed appliances	27	32	84.4%	77.0%	69.5%	72.9%
% of concluded courses where treatment was abandoned or discontinued	5	32	15.6%	8.5%	9.7%	8.7%
% of patients satisfied with the treatment they have received	1	1	100.0%	96.6%	95.2%	95.7%

\* Figures in italics indicate that the base number is less than 100.



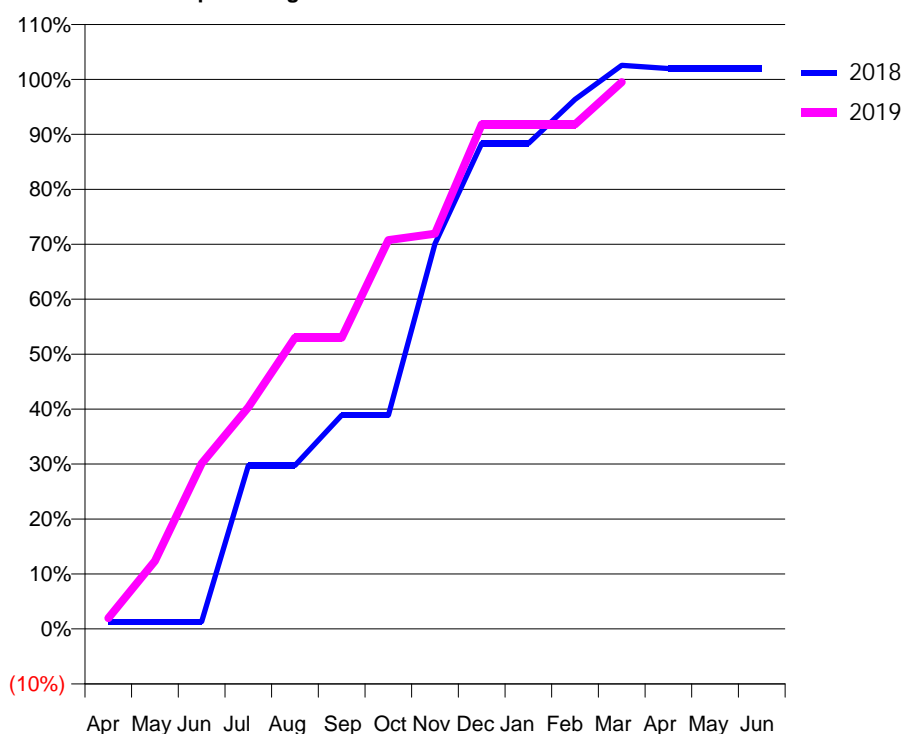
### Q56 - Vital Signs Orthodontic At a Glance Contract Report for 827134/0009 - March 2019

Name or company name	MR JG PLUMMER	18/19 Contracted general activity (UDA)	35,892
Contract type name	GDS Contract	Carry forward general activity (UDA)	78
Purpose of contract	General and Orthodontic	18/19 Contracted orthodontic activity (UOA)	1,980
Contract start date	01/04/2006	Carry forward orthodontic activity (UOA)	-39
Contract end date		Baseline contract value	£1,202,864.32

ACCESS	Contract	England and Wales
24 month ratio of assessments to patient IDs	1.14	1.08

ACTIVITY	Contract
Contract assess and fit appliances (case starts) as a percentage of Area Team case starts	0.9 %

Cumulative percentage of contracted UOA delivered 2018 & 2019



Month	Adjusted Scheduled Activity (UOA)		
	2017	2018	2019
April	191	26	39
May	365	26	245
June	377	26	596
July	780	589	799
August	864	589	1,049
September	1,103	770	1,049
October	1,390	770	1,401
November	2,006	1,388	1,424
December	2,006	1,749	1,818
January	2,006	1,749	1,818
February	2,006	1,908	1,818
March	2,006	2,031	1,970
April	2,006	2,019	
May	2,006	2,019	
June	2,006	2,019	

### QUANTITY METRICS (rolling 12 month period)

	Contract Quantity	Contract Base Number	Contract *	Area Team	Region	England
% of all assessments that were assess and fit appliances (case starts)	87	212	41.0%	49.7%	57.1%	59.2%
% of all assessments that were assess and refuse	1	212	0.5%	13.7%	11.5%	12.0%
% of all assessments that were assess and review	124	212	58.5%	36.6%	31.4%	28.8%
% of case starts with a reported IOTN of 3 and Aesthetic Component of 5 or below	0	87	<i>N/A</i>	0.1%	0.1%	0.1%
% of case starts with a reported IOTN of 3 and Aesthetic Component of 6 or above	1	87	1.1%	4.9%	3.9%	3.9%
% of case starts with a reported IOTN of 4	64	87	73.6%	76.9%	75.9%	77.6%
% of case starts with a reported IOTN of 5	22	87	25.3%	17.5%	17.9%	16.7 %
% of concluded courses in receipt of dual-arch fixed appliances	48	56	85.7%	77.0%	69.5%	72.9%
% of concluded courses where treatment was abandoned or discontinued	5	56	8.9%	8.5%	9.7%	8.7%
% of patients satisfied with the treatment they have received	4	4	100.0%	96.6%	95.2%	95.7%

\* Figures in italics indicate that the base number is less than 100.

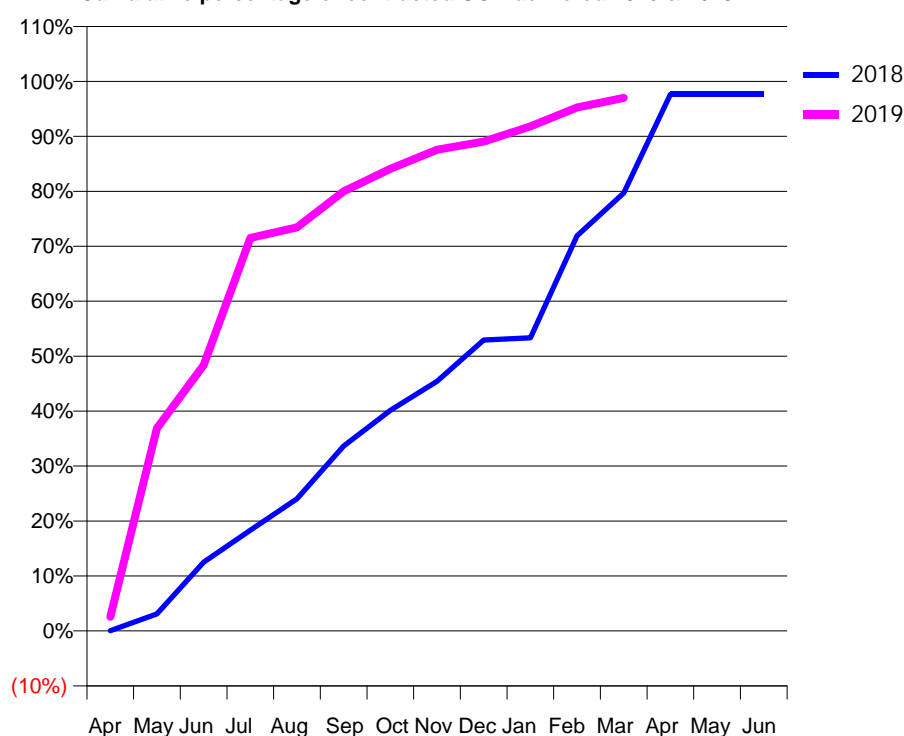
### Q56 - Vital Signs Orthodontic At a Glance Contract Report for 827134/0010 - March 2019

Name or company name	MR JG PLUMMER	18/19 Contracted general activity (UDA)	51,443
Contract type name	Pilot Contract	Carry forward general activity (UDA)	0
Purpose of contract	General and Orthodontic	18/19 Contracted orthodontic activity (UOA)	2,750
Contract start date	01/04/2006	Carry forward orthodontic activity (UOA)	64
Contract end date		Baseline contract value	£1,691,758.57

ACCESS	Contract	England and Wales
24 month ratio of assessments to patient IDs	1.20	1.08

ACTIVITY	Contract
Contract assess and fit appliances (case starts) as a percentage of Area Team case starts	1.5 %

Cumulative percentage of contracted UOA delivered 2018 & 2019



Month	Adjusted Scheduled Activity (UOA)		
	2017	2018	2019
April	198	1	71
May	337	86	1,015
June	435	344	1,330
July	790	504	1,966
August	849	661	2,020
September	1,124	925	2,199
October	1,480	1,104	2,313
November	1,902	1,249	2,408
December	1,977	1,456	2,449
January	2,027	1,467	2,525
February	2,179	1,977	2,619
March	2,316	2,191	2,667
April	2,746	2,686	
May	2,746	2,686	
June	2,746	2,686	

#### QUANTITY METRICS (rolling 12 month period)

	Contract Quantity	Contract Base Number	Contract *	Area Team	Region	England
% of all assessments that were assess and fit appliances (case starts)	141	427	33.0%	49.7%	57.1%	59.2%
% of all assessments that were assess and refuse	8	427	1.9%	13.7%	11.5%	12.0%
% of all assessments that were assess and review	278	427	65.1%	36.6%	31.4%	28.8%
% of case starts with a reported IOTN of 3 and Aesthetic Component of 5 or below	1	141	0.7%	0.1%	0.1%	0.1%
% of case starts with a reported IOTN of 3 and Aesthetic Component of 6 or above	0	141	N/A	4.9%	3.9%	3.9%
% of case starts with a reported IOTN of 4	125	141	88.7%	76.9%	75.9%	77.6%
% of case starts with a reported IOTN of 5	15	141	10.6%	17.5%	17.9%	16.7%
% of concluded courses in receipt of dual-arch fixed appliances	43	51	84.3%	77.0%	69.5%	72.9%
% of concluded courses where treatment was abandoned or discontinued	6	51	11.8%	8.5%	9.7%	8.7%
% of patients satisfied with the treatment they have received	3	4	75.0%	96.6%	95.2%	95.7%

\* Figures in italics indicate that the base number is less than 100.

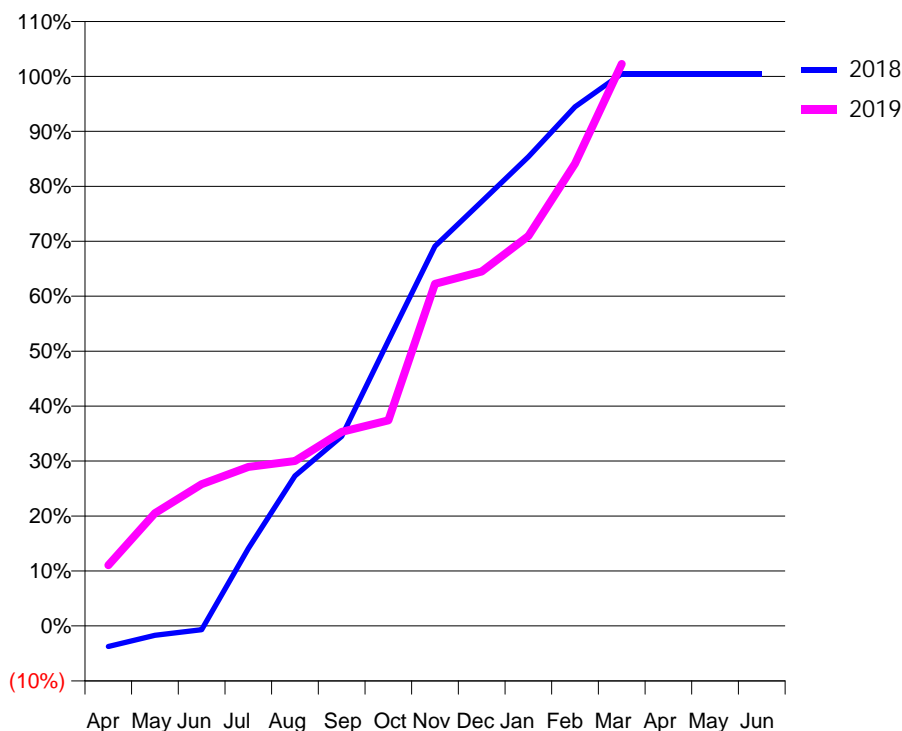
### Q56 - Vital Signs Orthodontic At a Glance Contract Report for 827134/0012 - March 2019

Name or company name	MR JG PLUMMER	18/19 Contracted general activity (UDA)	22,126
Contract type name	GDS Contract	Carry forward general activity (UDA)	797
Purpose of contract	General and Orthodontic	18/19 Contracted orthodontic activity (UOA)	2,090
Contract start date	01/04/2006	Carry forward orthodontic activity (UOA)	-10
Contract end date		Baseline contract value	£840,789.90

ACCESS	Contract	England and Wales
24 month ratio of assessments to patient IDs	1.10	1.08

ACTIVITY	Contract
Contract assess and fit appliances (case starts) as a percentage of Area Team case starts	1.1 %

Cumulative percentage of contracted UOA delivered 2018 & 2019



Month	Adjusted Scheduled Activity (UOA)		
	2017	2018	2019
April	55	-79	231
May	206	-36	429
June	293	-15	539
July	448	295	605
August	619	571	627
September	704	721	738
October	854	1,085	782
November	1,067	1,444	1,301
December	1,496	1,614	1,348
January	1,583	1,784	1,483
February	1,734	1,974	1,758
March	1,797	2,100	2,137
April	1,967	2,100	
May	2,009	2,100	
June	2,009	2,100	

#### QUANTITY METRICS (rolling 12 month period)

	Contract Quantity	Contract Base Number	Contract *	Area Team	Region	England
% of all assessments that were assess and fit appliances (case starts)	100	161	62.1%	49.7%	57.1%	59.2%
% of all assessments that were assess and refuse	5	161	3.1%	13.7%	11.5%	12.0%
% of all assessments that were assess and review	56	161	34.8%	36.6%	31.4%	28.8%
% of case starts with a reported IOTN of 3 and Aesthetic Component of 5 or below	0	100	N/A	0.1%	0.1%	0.1%
% of case starts with a reported IOTN of 3 and Aesthetic Component of 6 or above	2	100	2.0%	4.9%	3.9%	3.9%
% of case starts with a reported IOTN of 4	79	100	79.0%	76.9%	75.9%	77.6%
% of case starts with a reported IOTN of 5	19	100	19.0%	17.5%	17.9%	16.7%
% of concluded courses in receipt of dual-arch fixed appliances	30	41	73.2%	77.0%	69.5%	72.9%
% of concluded courses where treatment was abandoned or discontinued	9	41	22.0%	8.5%	9.7%	8.7%
% of patients satisfied with the treatment they have received	3	3	100.0%	96.6%	95.2%	95.7%

\* Figures in italics indicate that the base number is less than 100.

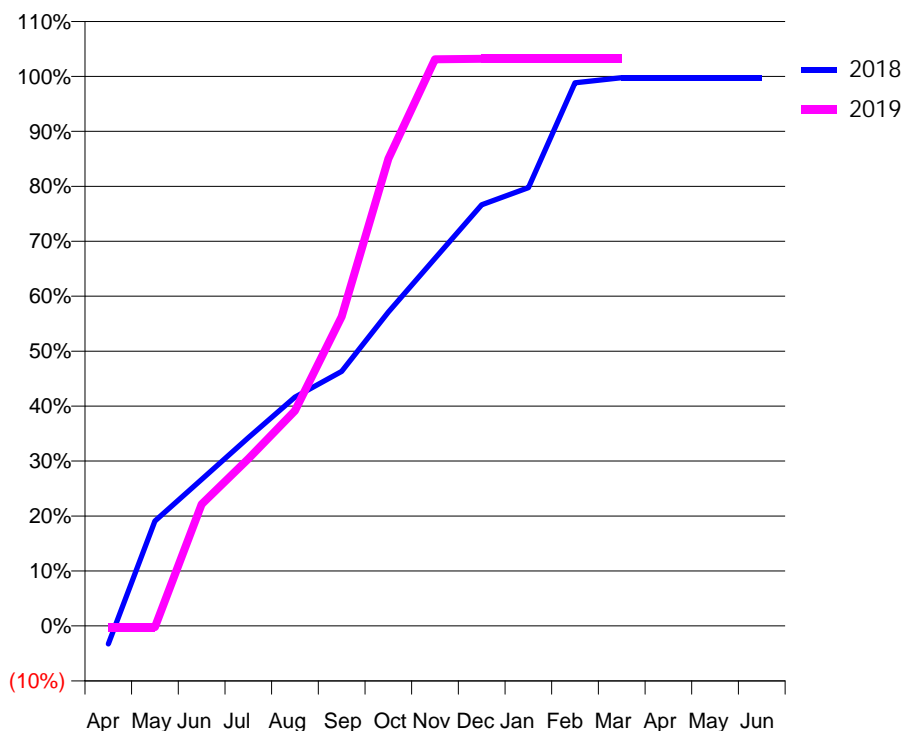
### Q56 - Vital Signs Orthodontic At a Glance Contract Report for 827134/0013 - March 2019

Name or company name	MR JG PLUMMER	18/19 Contracted general activity (UDA)	24,945
Contract type name	GDS Contract	Carry forward general activity (UDA)	930
Purpose of contract	General and Orthodontic	18/19 Contracted orthodontic activity (UOA)	2,064
Contract start date	01/04/2006	Carry forward orthodontic activity (UOA)	5
Contract end date		Baseline contract value	£902,220.57

ACCESS	Contract	England and Wales
24 month ratio of assessments to patient IDs	1.14	1.08

ACTIVITY	Contract
Contract assess and fit appliances (case starts) as a percentage of Area Team case starts	1.1 %

Cumulative percentage of contracted UOA delivered 2018 & 2019



Month	Adjusted Scheduled Activity (UOA)		
	2017	2018	2019
April	544	-68	-5
May	1,079	394	-5
June	1,188	550	457
July	1,597	707	628
August	1,912	859	808
September	1,996	956	1,162
October	1,996	1,179	1,755
November	1,996	1,380	2,128
December	1,996	1,582	2,130
January	1,996	1,646	2,130
February	1,996	2,040	2,130
March	1,996	2,059	2,130
April	1,996	2,059	
May	1,996	2,059	
June	1,996	2,059	

### QUANTITY METRICS (rolling 12 month period)

	Contract Quantity	Contract Base Number	Contract *	Area Team	Region	England
% of all assessments that were assess and fit appliances (case starts)	99	199	49.7%	49.7%	57.1%	59.2%
% of all assessments that were assess and refuse	13	199	6.5%	13.7%	11.5%	12.0%
% of all assessments that were assess and review	87	199	43.7%	36.6%	31.4%	28.8%
% of case starts with a reported IOTN of 3 and Aesthetic Component of 5 or below	1	99	1.0%	0.1%	0.1%	0.1%
% of case starts with a reported IOTN of 3 and Aesthetic Component of 6 or above	0	99	N/A	4.9%	3.9%	3.9%
% of case starts with a reported IOTN of 4	80	99	80.8%	76.9%	75.9%	77.6%
% of case starts with a reported IOTN of 5	18	99	18.2%	17.5%	17.9%	16.7%
% of concluded courses in receipt of dual-arch fixed appliances	48	57	84.2%	77.0%	69.5%	72.9%
% of concluded courses where treatment was abandoned or discontinued	6	57	10.5%	8.5%	9.7%	8.7%
% of patients satisfied with the treatment they have received	5	5	100.0%	96.6%	95.2%	95.7%

\* Figures in italics indicate that the base number is less than 100.

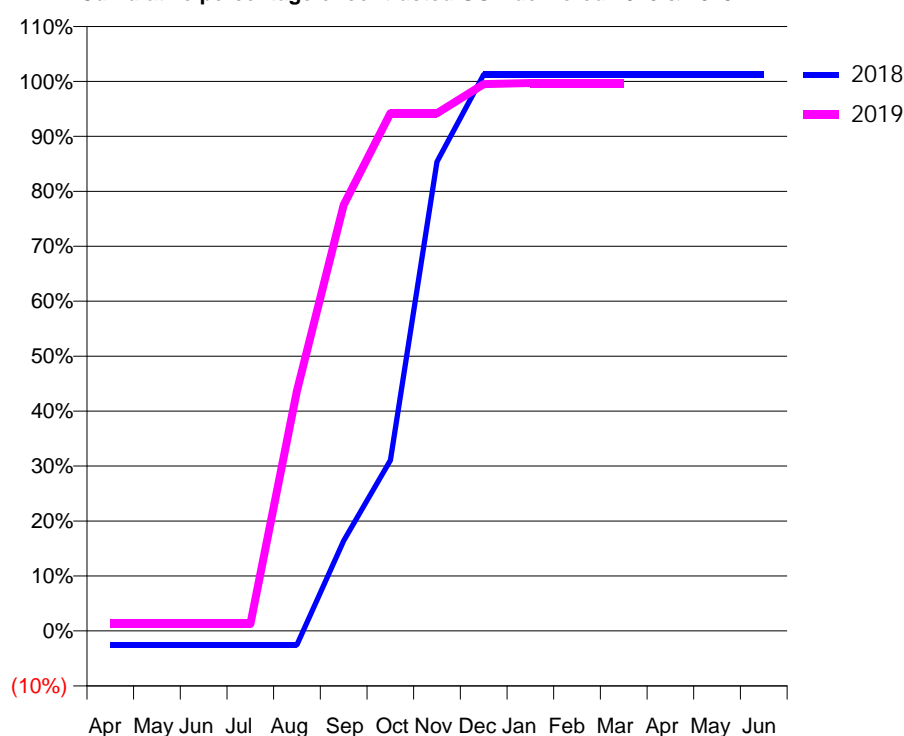
### Q56 - Vital Signs Orthodontic At a Glance Contract Report for 827134/0014 - March 2019

Name or company name	MR JG PLUMMER	18/19 Contracted general activity (UDA)	15,368
Contract type name	GDS Contract	Carry forward general activity (UDA)	538
Purpose of contract	General and Orthodontic	18/19 Contracted orthodontic activity (UOA)	396
Contract start date	01/04/2006	Carry forward orthodontic activity (UOA)	-5
Contract end date		Baseline contract value	£526,104.09

ACCESS	Contract	England and Wales
24 month ratio of assessments to patient IDs	1.00	1.08

ACTIVITY	Contract
Contract assess and fit appliances (case starts) as a percentage of Area Team case starts	0.2 %

Cumulative percentage of contracted UOA delivered 2018 & 2019



Month	Adjusted Scheduled Activity (UOA)		
	2017	2018	2019
April	1	-10	5
May	6	-10	5
June	7	-10	5
July	78	-10	5
August	148	-10	173
September	285	65	307
October	327	123	373
November	327	338	373
December	327	401	394
January	327	401	395
February	377	401	395
March	383	401	395
April	383	401	
May	386	401	
June	386	401	

#### QUANTITY METRICS (rolling 12 month period)

	Contract Quantity	Contract Base Number	Contract *	Area Team	Region	England
% of all assessments that were assess and fit appliances (case starts)	18	29	62.1%	49.7%	57.1%	59.2%
% of all assessments that were assess and refuse	0	29	0.0%	13.7%	11.5%	12.0%
% of all assessments that were assess and review	11	29	37.9%	36.6%	31.4%	28.8%
% of case starts with a reported IOTN of 3 and Aesthetic Component of 5 or below	0	18	N/A	0.1%	0.1%	0.1%
% of case starts with a reported IOTN of 3 and Aesthetic Component of 6 or above	0	18	N/A	4.9%	3.9%	3.9%
% of case starts with a reported IOTN of 4	16	18	88.9%	76.9%	75.9%	77.6%
% of case starts with a reported IOTN of 5	2	18	11.1%	17.5%	17.9%	16.7%
% of concluded courses in receipt of dual-arch fixed appliances	21	23	91.3%	77.0%	69.5%	72.9%
% of concluded courses where treatment was abandoned or discontinued	2	23	8.7%	8.5%	9.7%	8.7%
% of patients satisfied with the treatment they have received	0	0	N/A	96.6%	95.2%	95.7%

\* Figures in italics indicate that the base number is less than 100.

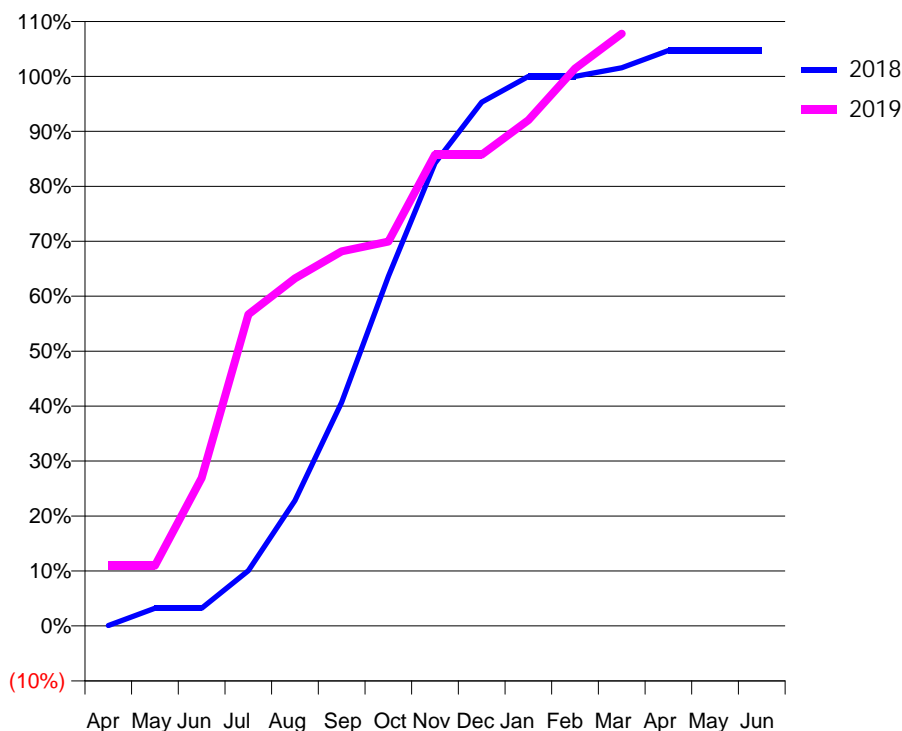
### Q56 - Vital Signs Orthodontic At a Glance Contract Report for 827134/0015 - March 2019

Name or company name	MR JG PLUMMER	18/19 Contracted general activity (UDA)	51,722
Contract type name	GDS Contract	Carry forward general activity (UDA)	798
Purpose of contract	General and Orthodontic	18/19 Contracted orthodontic activity (UOA)	1,341
Contract start date	01/04/2006	Carry forward orthodontic activity (UOA)	-27
Contract end date		Baseline contract value	£1,446,571.27

ACCESS	Contract	England and Wales
24 month ratio of assessments to patient IDs	1.05	1.08

ACTIVITY	Contract
Contract assess and fit appliances (case starts) as a percentage of Area Team case starts	0.8 %

Cumulative percentage of contracted UOA delivered 2018 & 2019



Month	Adjusted Scheduled Activity (UOA)		
	2017	2018	2019
April	37	1	147
May	80	43	147
June	80	43	361
July	185	135	760
August	445	306	848
September	554	546	914
October	556	853	938
November	644	1,129	1,150
December	708	1,278	1,150
January	708	1,341	1,234
February	751	1,341	1,360
March	1,004	1,362	1,445
April	1,131	1,404	
May	1,299	1,404	
June	1,299	1,404	

### QUANTITY METRICS (rolling 12 month period)

	Contract Quantity	Contract Base Number	Contract *	Area Team	Region	England
% of all assessments that were assess and fit appliances (case starts)	72	121	59.5%	49.7%	57.1%	59.2%
% of all assessments that were assess and refuse	0	121	0.0%	13.7%	11.5%	12.0%
% of all assessments that were assess and review	49	121	40.5%	36.6%	31.4%	28.8%
% of case starts with a reported IOTN of 3 and Aesthetic Component of 5 or below	0	72	<i>N/A</i>	0.1%	0.1%	0.1%
% of case starts with a reported IOTN of 3 and Aesthetic Component of 6 or above	1	72	1.4%	4.9%	3.9%	3.9%
% of case starts with a reported IOTN of 4	63	72	87.5%	76.9%	75.9%	77.6%
% of case starts with a reported IOTN of 5	8	72	11.1%	17.5%	17.9%	16.7%
% of concluded courses in receipt of dual-arch fixed appliances	21	27	77.8%	77.0%	69.5%	72.9%
% of concluded courses where treatment was abandoned or discontinued	5	27	18.5%	8.5%	9.7%	8.7%
% of patients satisfied with the treatment they have received	3	3	100.0%	96.6%	95.2%	95.7%

\* Figures in italics indicate that the base number is less than 100.

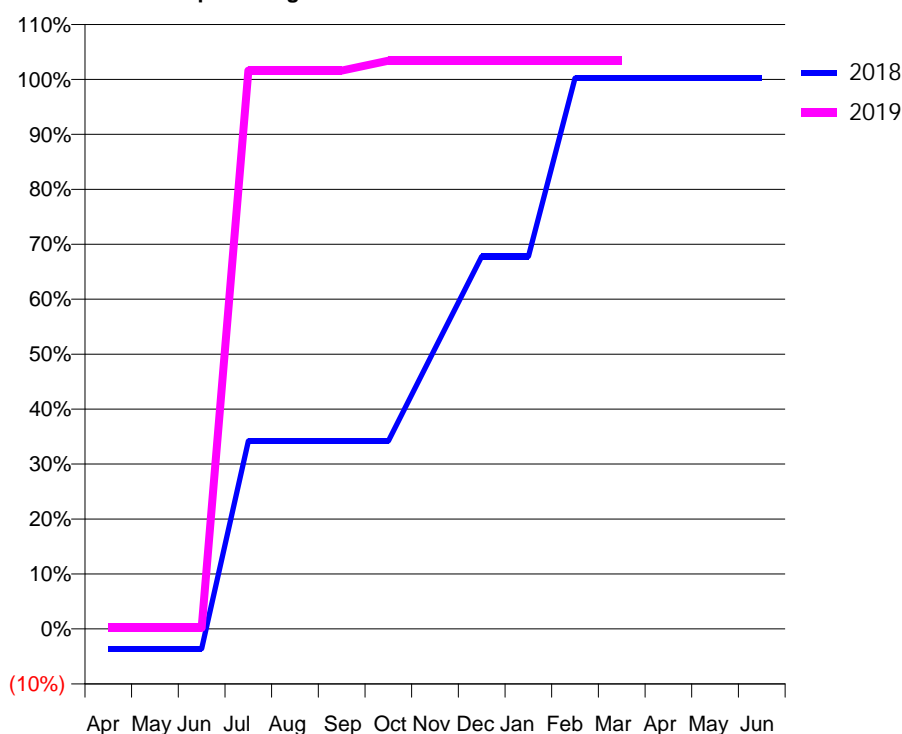
### Q56 - Vital Signs Orthodontic At a Glance Contract Report for 827134/0016 - March 2019

Name or company name	MR JG PLUMMER	18/19 Contracted general activity (UDA)	20,424
Contract type name	GDS Contract	Carry forward general activity (UDA)	698
Purpose of contract	General and Orthodontic	18/19 Contracted orthodontic activity (UOA)	500
Contract start date	01/04/2006	Carry forward orthodontic activity (UOA)	-1
Contract end date		Baseline contract value	£642,476.95

ACCESS	Contract	England and Wales
24 month ratio of assessments to patient IDs	1.03	1.08

ACTIVITY	Contract
Contract assess and fit appliances (case starts) as a percentage of Area Team case starts	0.3 %

Cumulative percentage of contracted UOA delivered 2018 & 2019



Month	Adjusted Scheduled Activity (UOA)		
	2017	2018	2019
April	-10	-18	1
May	-10	-18	1
June	57	-18	1
July	295	171	508
August	388	171	508
September	479	171	508
October	479	171	517
November	479	255	517
December	479	339	517
January	479	339	517
February	479	501	517
March	479	501	517
April	480	501	
May	482	501	
June	482	501	

### QUANTITY METRICS (rolling 12 month period)

	Contract Quantity	Contract Base Number	Contract *	Area Team	Region	England
% of all assessments that were assess and fit appliances (case starts)	24	36	66.7%	49.7%	57.1%	59.2%
% of all assessments that were assess and refuse	1	36	2.8%	13.7%	11.5%	12.0%
% of all assessments that were assess and review	11	36	30.6%	36.6%	31.4%	28.8%
% of case starts with a reported IOTN of 3 and Aesthetic Component of 5 or below	1	24	4.2%	0.1%	0.1%	0.1%
% of case starts with a reported IOTN of 3 and Aesthetic Component of 6 or above	0	24	N/A	4.9%	3.9%	3.9%
% of case starts with a reported IOTN of 4	23	24	95.8%	76.9%	75.9%	77.6%
% of case starts with a reported IOTN of 5	0	24	N/A	17.5%	17.9%	16.7%
% of concluded courses in receipt of dual-arch fixed appliances	32	38	84.2%	77.0%	69.5%	72.9%
% of concluded courses where treatment was abandoned or discontinued	6	38	15.8%	8.5%	9.7%	8.7%
% of patients satisfied with the treatment they have received	0	0	N/A	96.6%	95.2%	95.7%

\* Figures in italics indicate that the base number is less than 100.

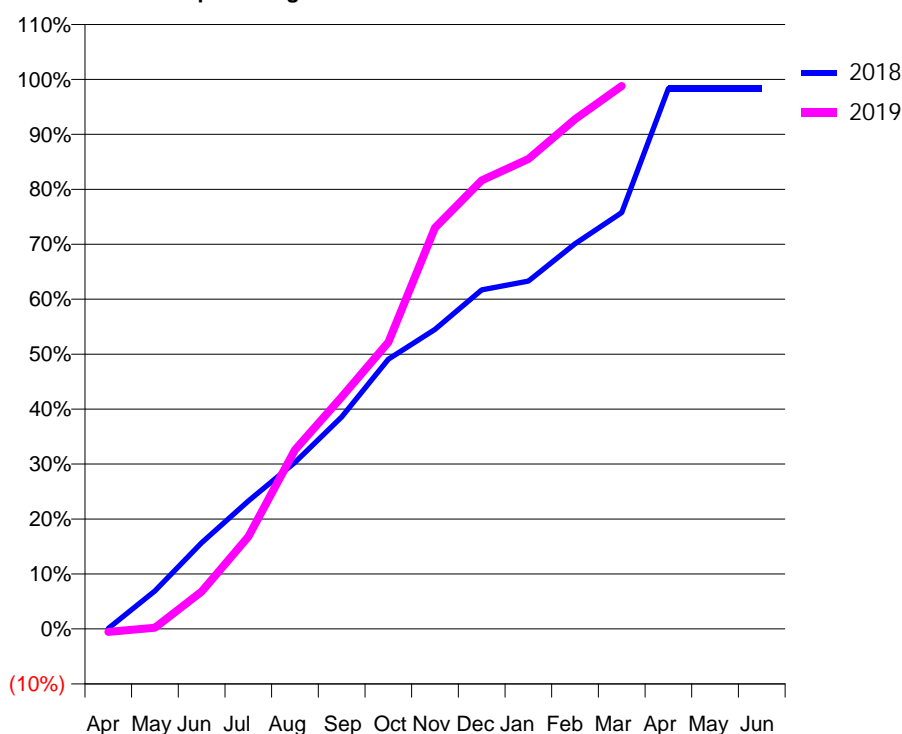
### Q56 - Vital Signs Orthodontic At a Glance Contract Report for 827134/0019 - March 2019

Name or company name	MR JG PLUMMER	18/19 Contracted general activity (UDA)	0
Contract type name	PDS Contract	Carry forward general activity (UDA)	0
Purpose of contract	Orthodontic	18/19 Contracted orthodontic activity (UOA)	6,900
Contract start date	01/04/2009	Carry forward orthodontic activity (UOA)	113
Contract end date	03/04/2020	Baseline contract value	£441,396.59

ACCESS	Contract	England and Wales
24 month ratio of assessments to patient IDs	1.16	1.08

ACTIVITY	Contract
Contract assess and fit appliances (case starts) as a percentage of Area Team case starts	4.1 %

Cumulative percentage of contracted UOA delivered 2018 & 2019



Month	Adjusted Scheduled Activity (UOA)		
	2017	2018	2019
April	878	8	-38
May	1,874	478	16
June	2,215	1,083	469
July	2,703	1,606	1,160
August	3,506	2,090	2,248
September	4,252	2,662	2,912
October	4,929	3,386	3,599
November	5,334	3,760	5,036
December	5,509	4,257	5,632
January	5,684	4,368	5,902
February	5,943	4,837	6,399
March	6,317	5,226	6,818
April	6,877	6,787	
May	6,877	6,787	
June	6,877	6,787	

#### QUANTITY METRICS (rolling 12 month period)

	Contract Quantity	Contract Base Number	Contract *	Area Team	Region	England
% of all assessments that were assess and fit appliances (case starts)	378	1,007	37.5%	49.7%	57.1%	59.2%
% of all assessments that were assess and refuse	36	1,007	3.6%	13.7%	11.5%	12.0%
% of all assessments that were assess and review	593	1,007	58.9%	36.6%	31.4%	28.8%
% of case starts with a reported IOTN of 3 and Aesthetic Component of 5 or below	1	378	0.3%	0.1%	0.1%	0.1%
% of case starts with a reported IOTN of 3 and Aesthetic Component of 6 or above	1	378	0.3%	4.9%	3.9%	3.9%
% of case starts with a reported IOTN of 4	309	378	81.7%	76.9%	75.9%	77.6%
% of case starts with a reported IOTN of 5	67	378	17.7%	17.5%	17.9%	16.7%
% of concluded courses in receipt of dual-arch fixed appliances	162	192	84.4%	77.0%	69.5%	72.9%
% of concluded courses where treatment was abandoned or discontinued	18	192	9.4%	8.5%	9.7%	8.7%
% of patients satisfied with the treatment they have received	6	6	100.0%	96.6%	95.2%	95.7%

\* Figures in italics indicate that the base number is less than 100.



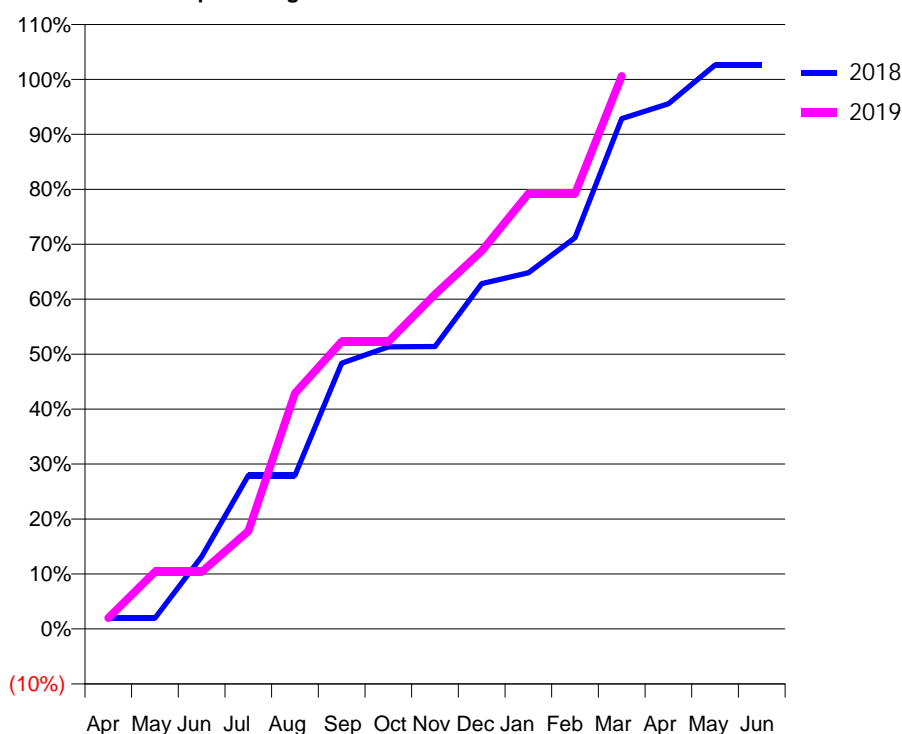
### Q56 - Vital Signs Orthodontic At a Glance Contract Report for 830240/0001 - March 2019

Name or company name	MR WA BOTHA	18/19 Contracted general activity (UDA)	0
Contract type name	PDS Contract	Carry forward general activity (UDA)	0
Purpose of contract	Orthodontic	18/19 Contracted orthodontic activity (UOA)	8,595
Contract start date	01/04/2006	Carry forward orthodontic activity (UOA)	-172
Contract end date	03/04/2020	Baseline contract value	£548,828.44

ACCESS	Contract	England and Wales
24 month ratio of assessments to patient IDs	1.03	1.08

ACTIVITY	Contract
Contract assess and fit appliances (case starts) as a percentage of Area Team case starts	5.0 %

Cumulative percentage of contracted UOA delivered 2018 & 2019



Month	Adjusted Scheduled Activity (UOA)		
	2017	2018	2019
April	172	169	172
May	172	169	891
June	172	1,130	891
July	172	2,402	1,529
August	172	2,402	3,686
September	172	4,156	4,493
October	3,227	4,413	4,493
November	6,048	4,417	5,232
December	6,459	5,401	5,912
January	6,459	5,569	6,806
February	6,543	6,119	6,806
March	6,908	7,981	8,646
April	7,522	8,213	
May	8,588	8,819	
June	8,764	8,819	

#### QUANTITY METRICS (rolling 12 month period)

	Contract Quantity	Contract Base Number	Contract *	Area Team	Region	England
% of all assessments that were assess and fit appliances (case starts)	458	628	72.9%	49.7%	57.1%	59.2%
% of all assessments that were assess and refuse	33	628	5.3%	13.7%	11.5%	12.0%
% of all assessments that were assess and review	137	628	21.8%	36.6%	31.4%	28.8%
% of case starts with a reported IOTN of 3 and Aesthetic Component of 5 or below	0	458	N/A	0.1%	0.1%	0.1%
% of case starts with a reported IOTN of 3 and Aesthetic Component of 6 or above	72	458	15.7%	4.9%	3.9%	3.9%
% of case starts with a reported IOTN of 4	307	458	67.0%	76.9%	75.9%	77.6%
% of case starts with a reported IOTN of 5	79	458	17.2%	17.5%	17.9%	16.7 %
% of concluded courses in receipt of dual-arch fixed appliances	413	451	91.6%	77.0%	69.5%	72.9%
% of concluded courses where treatment was abandoned or discontinued	5	451	1.1%	8.5%	9.7%	8.7%
% of patients satisfied with the treatment they have received	9	9	100.0%	96.6%	95.2%	95.7%

\* Figures in italics indicate that the base number is less than 100.

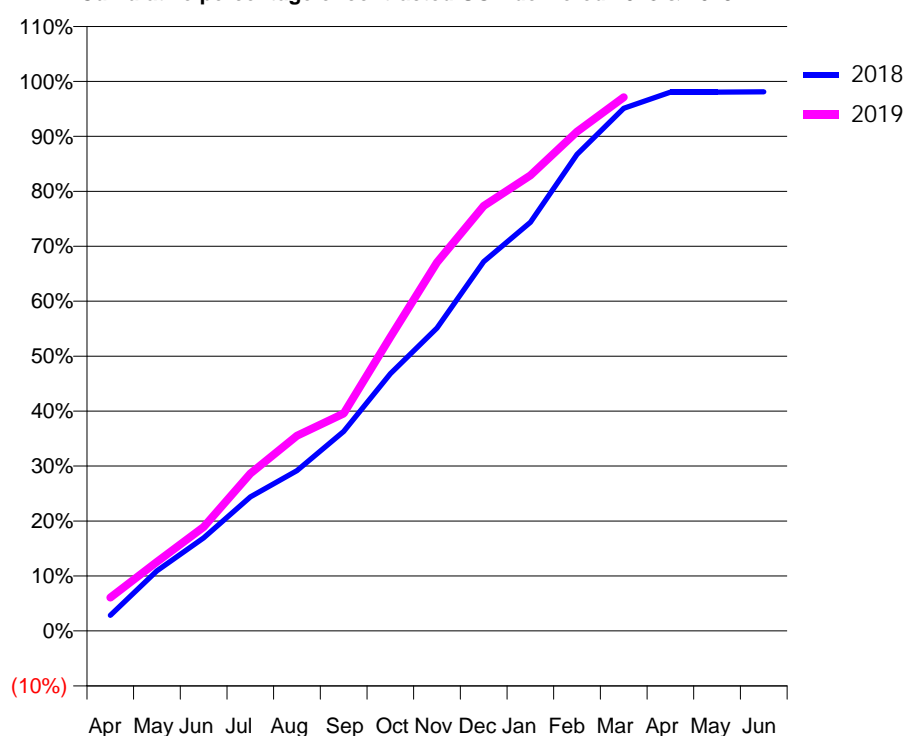
### Q56 - Vital Signs Orthodontic At a Glance Contract Report for 866377/0001 - March 2019

Name or company name	MR F SAYME	18/19 Contracted general activity (UDA)	0
Contract type name	PDS Contract	Carry forward general activity (UDA)	0
Purpose of contract	Orthodontic	18/19 Contracted orthodontic activity (UOA)	8,070
Contract start date	04/05/2010	Carry forward orthodontic activity (UOA)	154
Contract end date	03/04/2020	Baseline contract value	£511,648.19

ACCESS	Contract	England and Wales
24 month ratio of assessments to patient IDs	1.05	1.08

ACTIVITY	Contract
Contract assess and fit appliances (case starts) as a percentage of Area Team case starts	4.3 %

Cumulative percentage of contracted UOA delivered 2018 & 2019



Month	Adjusted Scheduled Activity (UOA)		
	2017	2018	2019
April	-29	229	490
May	1,598	881	1,015
June	1,897	1,365	1,526
July	3,127	1,966	2,312
August	4,044	2,349	2,865
September	4,705	2,925	3,194
October	5,654	3,772	4,316
November	6,287	4,441	5,413
December	6,660	5,415	6,241
January	6,898	5,992	6,692
February	7,232	6,987	7,332
March	7,812	7,662	7,836
April	7,971	7,897	
May	7,975	7,900	
June	7,975	7,903	

### QUANTITY METRICS (rolling 12 month period)

	Contract Quantity	Contract Base Number	Contract *	Area Team	Region	England
% of all assessments that were assess and fit appliances (case starts)	392	675	58.1%	49.7%	57.1%	59.2%
% of all assessments that were assess and refuse	157	675	23.3%	13.7%	11.5%	12.0%
% of all assessments that were assess and review	126	675	18.7%	36.6%	31.4%	28.8%
% of case starts with a reported IOTN of 3 and Aesthetic Component of 5 or below	0	392	N/A	0.1%	0.1%	0.1%
% of case starts with a reported IOTN of 3 and Aesthetic Component of 6 or above	7	392	1.8%	4.9%	3.9%	3.9%
% of case starts with a reported IOTN of 4	309	392	78.8%	76.9%	75.9%	77.6%
% of case starts with a reported IOTN of 5	76	392	19.4%	17.5%	17.9%	16.7 %
% of concluded courses in receipt of dual-arch fixed appliances	269	300	89.7%	77.0%	69.5%	72.9%
% of concluded courses where treatment was abandoned or discontinued	5	300	1.7%	8.5%	9.7%	8.7%
% of patients satisfied with the treatment they have received	8	8	100.0%	96.6%	95.2%	95.7%

\* Figures in italics indicate that the base number is less than 100.

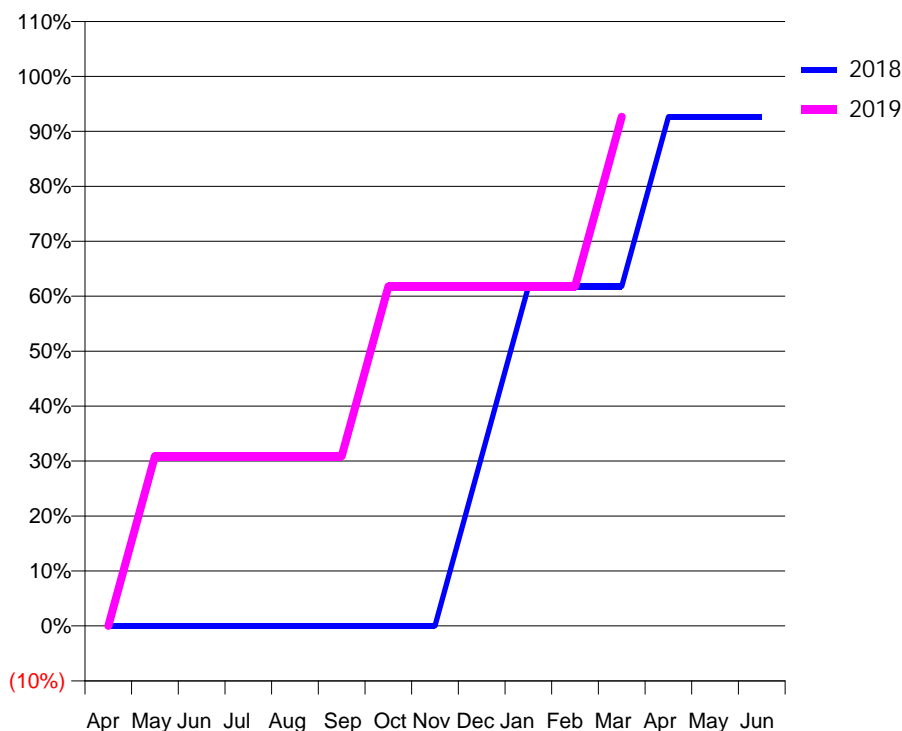
### Q56 - Vital Signs Orthodontic At a Glance Contract Report for 905941/0001 - March 2019

Name or company name	Dental Surgery	18/19 Contracted general activity (UDA)	10,641
Contract type name	GDS Contract	Carry forward general activity (UDA)	-212
Purpose of contract	General and Orthodontic	18/19 Contracted orthodontic activity (UOA)	68
Contract start date	01/04/2006	Carry forward orthodontic activity (UOA)	0
Contract end date		Baseline contract value	£323,790.09

ACCESS	Contract	England and Wales
24 month ratio of assessments to patient IDs	1.00	1.08

ACTIVITY	Contract
Contract assess and fit appliances (case starts) as a percentage of Area Team case starts	0.0 %

Cumulative percentage of contracted UOA delivered 2018 & 2019



Month	Adjusted Scheduled Activity (UOA)		
	2017	2018	2019
April	0	0	0
May	0	0	21
June	0	0	21
July	21	0	21
August	42	0	21
September	42	0	21
October	42	0	42
November	42	0	42
December	42	21	42
January	42	42	42
February	63	42	42
March	63	42	63
April	63	63	
May	63	63	
June	64	63	

#### QUANTITY METRICS (rolling 12 month period)

	Contract Quantity	Contract Base Number	Contract *	Area Team	Region	England
% of all assessments that were assess and fit appliances (case starts)	4	4	100.0%	49.7%	57.1%	59.2%
% of all assessments that were assess and refuse	0	4	0.0%	13.7%	11.5%	12.0%
% of all assessments that were assess and review	0	4	0.0%	36.6%	31.4%	28.8%
% of case starts with a reported IOTN of 3 and Aesthetic Component of 5 or below	0	4	N/A	0.1%	0.1%	0.1%
% of case starts with a reported IOTN of 3 and Aesthetic Component of 6 or above	2	4	50.0%	4.9%	3.9%	3.9%
% of case starts with a reported IOTN of 4	1	4	25.0%	76.9%	75.9%	77.6%
% of case starts with a reported IOTN of 5	0	4	N/A	17.5%	17.9%	16.7 %
% of concluded courses in receipt of dual-arch fixed appliances	0	0	N/A	77.0%	69.5%	72.9%
% of concluded courses where treatment was abandoned or discontinued	0	0	N/A	8.5%	9.7%	8.7%
% of patients satisfied with the treatment they have received	0	0	N/A	96.6%	95.2%	95.7%

\* Figures in italics indicate that the base number is less than 100.

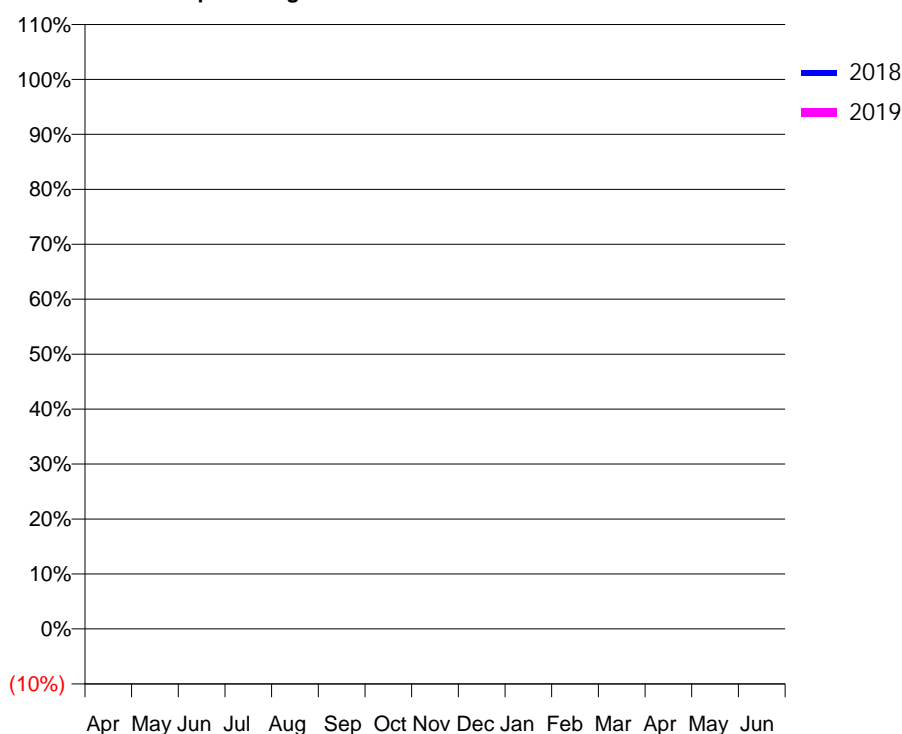
### Q56 - Vital Signs Orthodontic At a Glance Contract Report for 915246/0001 - March 2019

Name or company name	MRS CH JACKMAN	18/19 Contracted general activity (UDA)	20,400
Contract type name	GDS Contract	Carry forward general activity (UDA)	0
Purpose of contract	General	18/19 Contracted orthodontic activity (UOA)	0
Contract start date	01/04/2006	Carry forward orthodontic activity (UOA)	0
Contract end date		Baseline contract value	£551,249.43

ACCESS	Contract	England and Wales
24 month ratio of assessments to patient IDs	1.00	1.08

ACTIVITY	Contract
Contract assess and fit appliances (case starts) as a percentage of Area Team case starts	0.0 %

Cumulative percentage of contracted UOA delivered 2018 & 2019



Month	Adjusted Scheduled Activity (UOA)		
	2017	2018	2019
April	0	0	0
May	0	0	0
June	0	0	0
July	0	0	0
August	0	0	0
September	0	0	1
October	0	0	1
November	0	0	1
December	0	0	1
January	0	0	1
February	0	0	1
March	0	0	1
April	0	0	
May	0	0	
June	0	0	

### QUANTITY METRICS (rolling 12 month period)

	Contract Quantity	Contract Base Number	Contract *	Area Team	Region	England
% of all assessments that were assess and fit appliances (case starts)	0	1	0.0%	49.7%	57.1%	59.2%
% of all assessments that were assess and refuse	0	1	0.0%	13.7%	11.5%	12.0%
% of all assessments that were assess and review	1	1	100.0%	36.6%	31.4%	28.8%
% of case starts with a reported IOTN of 3 and Aesthetic Component of 5 or below	0	0	N/A	0.1%	0.1%	0.1%
% of case starts with a reported IOTN of 3 and Aesthetic Component of 6 or above	0	0	N/A	4.9%	3.9%	3.9%
% of case starts with a reported IOTN of 4	0	0	N/A	76.9%	75.9%	77.6%
% of case starts with a reported IOTN of 5	0	0	N/A	17.5%	17.9%	16.7 %
% of concluded courses in receipt of dual-arch fixed appliances	0	0	N/A	77.0%	69.5%	72.9%
% of concluded courses where treatment was abandoned or discontinued	0	0	N/A	8.5%	9.7%	8.7%
% of patients satisfied with the treatment they have received	0	0	N/A	96.6%	95.2%	95.7%

\* Figures in italics indicate that the base number is less than 100.

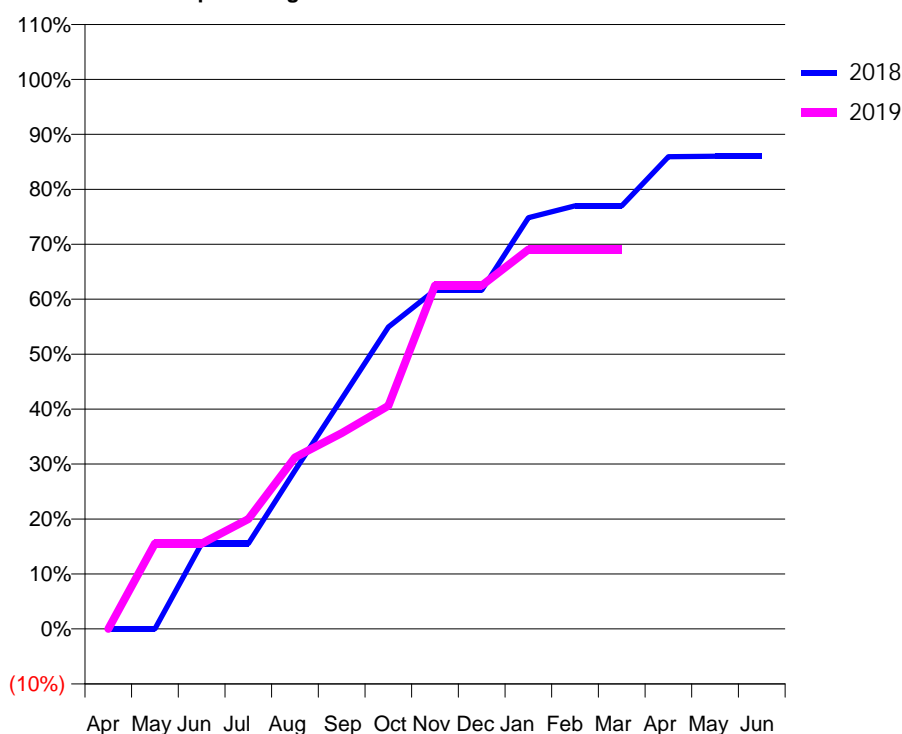
### Q56 - Vital Signs Orthodontic At a Glance Contract Report for 919470/0001 - March 2019

Name or company name	MR SC WARDLE	18/19 Contracted general activity (UDA)	0
Contract type name	PDS Contract	Carry forward general activity (UDA)	0
Purpose of contract	Orthodontic	18/19 Contracted orthodontic activity (UOA)	965
Contract start date	01/04/2011	Carry forward orthodontic activity (UOA)	0
Contract end date	03/04/2020	Baseline contract value	£62,235.78

ACCESS	Contract	England and Wales
24 month ratio of assessments to patient IDs	1.00	1.08

ACTIVITY	Contract
Contract assess and fit appliances (case starts) as a percentage of Area Team case starts	0.4 %

Cumulative percentage of contracted UOA delivered 2018 & 2019



Month	Adjusted Scheduled Activity (UOA)		
	2017	2018	2019
April	-4	0	0
May	229	0	150
June	229	150	150
July	354	150	193
August	376	278	301
September	376	404	344
October	587	530	392
November	608	595	603
December	672	595	603
January	761	722	666
February	829	743	666
March	976	743	666
April	976	829	
May	976	830	
June	976	830	

#### QUANTITY METRICS (rolling 12 month period)

	Contract Quantity	Contract Base Number	Contract *	Area Team	Region	England
% of all assessments that were assess and fit appliances (case starts)	35	53	66.0%	49.7%	57.1%	59.2%
% of all assessments that were assess and refuse	2	53	3.8%	13.7%	11.5%	12.0%
% of all assessments that were assess and review	16	53	30.2%	36.6%	31.4%	28.8%
% of case starts with a reported IOTN of 3 and Aesthetic Component of 5 or below	0	35	<i>N/A</i>	0.1%	0.1%	0.1%
% of case starts with a reported IOTN of 3 and Aesthetic Component of 6 or above	3	35	8.6%	4.9%	3.9%	3.9%
% of case starts with a reported IOTN of 4	27	35	77.1%	76.9%	75.9%	77.6%
% of case starts with a reported IOTN of 5	3	35	8.6%	17.5%	17.9%	16.7%
% of concluded courses in receipt of dual-arch fixed appliances	30	39	76.9%	77.0%	69.5%	72.9%
% of concluded courses where treatment was abandoned or discontinued	1	39	2.6%	8.5%	9.7%	8.7%
% of patients satisfied with the treatment they have received	3	3	100.0%	96.6%	95.2%	95.7%

\* Figures in italics indicate that the base number is less than 100.

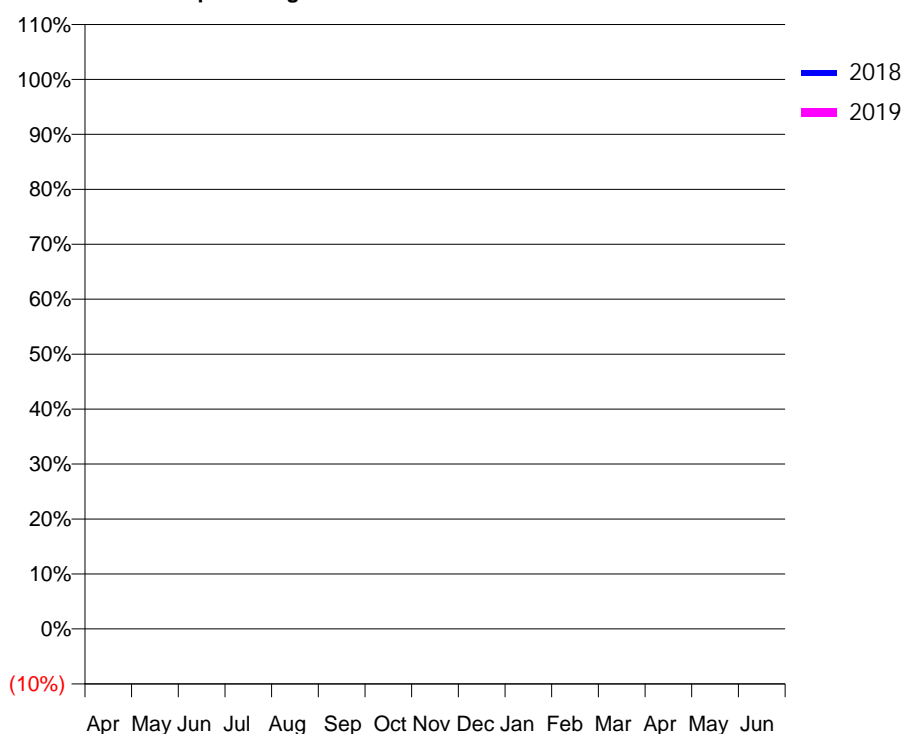
### Q57 - Vital Signs Orthodontic At a Glance Contract Report for 100731/0000 - March 2019

Name or company name	MR AF CLOUGH	18/19 Contracted general activity (UDA)	0
Contract type name	PDS Contract	Carry forward general activity (UDA)	0
Purpose of contract	Orthodontic	18/19 Contracted orthodontic activity (UOA)	0
Contract start date	01/06/2018	Carry forward orthodontic activity (UOA)	0
Contract end date	31/03/2019	Baseline contract value	£317,443.69

ACCESS	Contract	England and Wales
24 month ratio of assessments to patient IDs	1.01	1.08

ACTIVITY	Contract
Contract assess and fit appliances (case starts) as a percentage of Area Team case starts	4.8 %

Cumulative percentage of contracted UOA delivered 2018 & 2019



Month	2017	2018	2019
April		0	0
May		0	0
June		0	0
July		0	1,115
August		0	3,390
September		0	4,845
October		0	5,797
November		0	6,052
December		0	6,353
January		0	6,696
February		0	6,977
March		0	7,311
April		0	
May		0	
June		0	

### QUANTITY METRICS (rolling 12 month period)

	Contract Quantity	Contract Base Number	Contract *	Area Team	Region	England
% of all assessments that were assess and fit appliances (case starts)	347	391	88.7%	61.3%	57.1%	59.2%
% of all assessments that were assess and refuse	6	391	1.5%	12.2%	11.5%	12.0%
% of all assessments that were assess and review	38	391	9.7%	26.5%	31.4%	28.8%
% of case starts with a reported IOTN of 3 and Aesthetic Component of 5 or below	0	347	N/A	0.0%	0.1%	0.1%
% of case starts with a reported IOTN of 3 and Aesthetic Component of 6 or above	2	347	0.6%	3.8%	3.9%	3.9%
% of case starts with a reported IOTN of 4	329	347	94.8%	79.3%	75.9%	77.6%
% of case starts with a reported IOTN of 5	7	347	2.0%	14.3%	17.9%	16.7 %
% of concluded courses in receipt of dual-arch fixed appliances	0	28	N/A	64.8%	69.5%	72.9%
% of concluded courses where treatment was abandoned or discontinued	4	28	14.3%	13.6%	9.7%	8.7%
% of patients satisfied with the treatment they have received	4	4	100.0%	97.9%	95.2%	95.7%

\* Figures in italics indicate that the base number is less than 100.

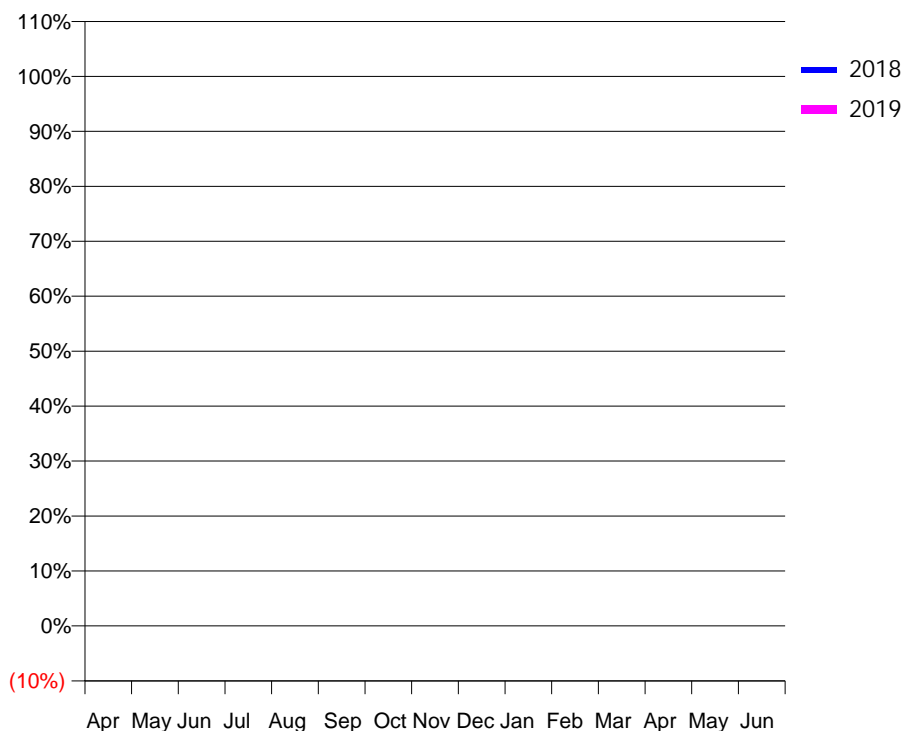
### Q57 - Vital Signs Orthodontic At a Glance Contract Report for 100734/0000 - March 2019

Name or company name	Penhaligon Witham Partnership	18/19 Contracted general activity (UDA)	0
Contract type name	PDS Contract	Carry forward general activity (UDA)	0
Purpose of contract	Orthodontic	18/19 Contracted orthodontic activity (UOA)	0
Contract start date	01/06/2018	Carry forward orthodontic activity (UOA)	0
Contract end date	31/03/2019	Baseline contract value	£13,462.70

ACCESS	Contract	England and Wales
24 month ratio of assessments to patient IDs	1.00	1.08

ACTIVITY	Contract
Contract assess and fit appliances (case starts) as a percentage of Area Team case starts	0.2 %

Cumulative percentage of contracted UOA delivered 2018 & 2019



Month	Adjusted Scheduled Activity (UOA)		
	2017	2018	2019
April		0	0
May		0	0
June		0	0
July		0	0
August		0	42
September		0	212
October		0	296
November		0	338
December		0	338
January		0	338
February		0	359
March		0	359
April		0	
May		0	
June		0	

### QUANTITY METRICS (rolling 12 month period)

	Contract Quantity	Contract Base Number	Contract *	Area Team	Region	England
% of all assessments that were assess and fit appliances (case starts)	17	17	100.0%	61.3%	57.1%	59.2%
% of all assessments that were assess and refuse	0	17	0.0%	12.2%	11.5%	12.0%
% of all assessments that were assess and review	0	17	0.0%	26.5%	31.4%	28.8%
% of case starts with a reported IOTN of 3 and Aesthetic Component of 5 or below	0	17	N/A	0.0%	0.1%	0.1%
% of case starts with a reported IOTN of 3 and Aesthetic Component of 6 or above	0	17	N/A	3.8%	3.9%	3.9%
% of case starts with a reported IOTN of 4	15	17	88.2%	79.3%	75.9%	77.6%
% of case starts with a reported IOTN of 5	2	17	11.8%	14.3%	17.9%	16.7 %
% of concluded courses in receipt of dual-arch fixed appliances	0	1	N/A	64.8%	69.5%	72.9%
% of concluded courses where treatment was abandoned or discontinued	1	1	100.0%	13.6%	9.7%	8.7%
% of patients satisfied with the treatment they have received	0	0	N/A	97.9%	95.2%	95.7%

\* Figures in italics indicate that the base number is less than 100.

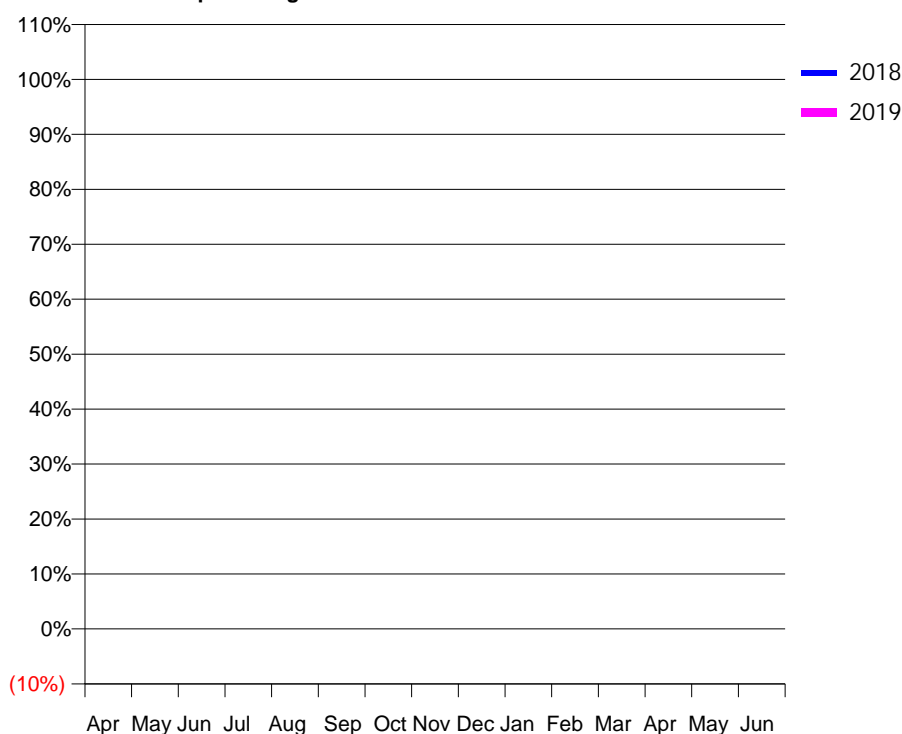
### Q57 - Vital Signs Orthodontic At a Glance Contract Report for 100735/0000 - March 2019

Name or company name	R Patel & Associates	18/19 Contracted general activity (UDA)	0
Contract type name	PDS Contract	Carry forward general activity (UDA)	0
Purpose of contract	Orthodontic	18/19 Contracted orthodontic activity (UOA)	0
Contract start date	01/06/2018	Carry forward orthodontic activity (UOA)	0
Contract end date	31/03/2019	Baseline contract value	£4,711.85

ACCESS	Contract	England and Wales
24 month ratio of assessments to patient IDs	1.00	1.08

ACTIVITY	Contract
Contract assess and fit appliances (case starts) as a percentage of Area Team case starts	0.1 %

Cumulative percentage of contracted UOA delivered 2018 & 2019



Month	Adjusted Scheduled Activity (UOA)		
	2017	2018	2019
April		0	0
May		0	0
June		0	0
July		0	0
August		0	0
September		0	0
October		0	0
November		0	107
December		0	107
January		0	107
February		0	107
March		0	128
April		0	
May		0	
June		0	

### QUANTITY METRICS (rolling 12 month period)

	Contract Quantity	Contract Base Number	Contract *	Area Team	Region	England
% of all assessments that were assess and fit appliances (case starts)	6	6	100.0%	61.3%	57.1%	59.2%
% of all assessments that were assess and refuse	0	6	0.0%	12.2%	11.5%	12.0%
% of all assessments that were assess and review	0	6	0.0%	26.5%	31.4%	28.8%
% of case starts with a reported IOTN of 3 and Aesthetic Component of 5 or below	0	6	N/A	0.0%	0.1%	0.1%
% of case starts with a reported IOTN of 3 and Aesthetic Component of 6 or above	1	6	16.7%	3.8%	3.9%	3.9%
% of case starts with a reported IOTN of 4	5	6	83.3%	79.3%	75.9%	77.6%
% of case starts with a reported IOTN of 5	0	6	N/A	14.3%	17.9%	16.7%
% of concluded courses in receipt of dual-arch fixed appliances	0	0	N/A	64.8%	69.5%	72.9%
% of concluded courses where treatment was abandoned or discontinued	0	0	N/A	13.6%	9.7%	8.7%
% of patients satisfied with the treatment they have received	0	0	N/A	97.9%	95.2%	95.7%

\* Figures in italics indicate that the base number is less than 100.



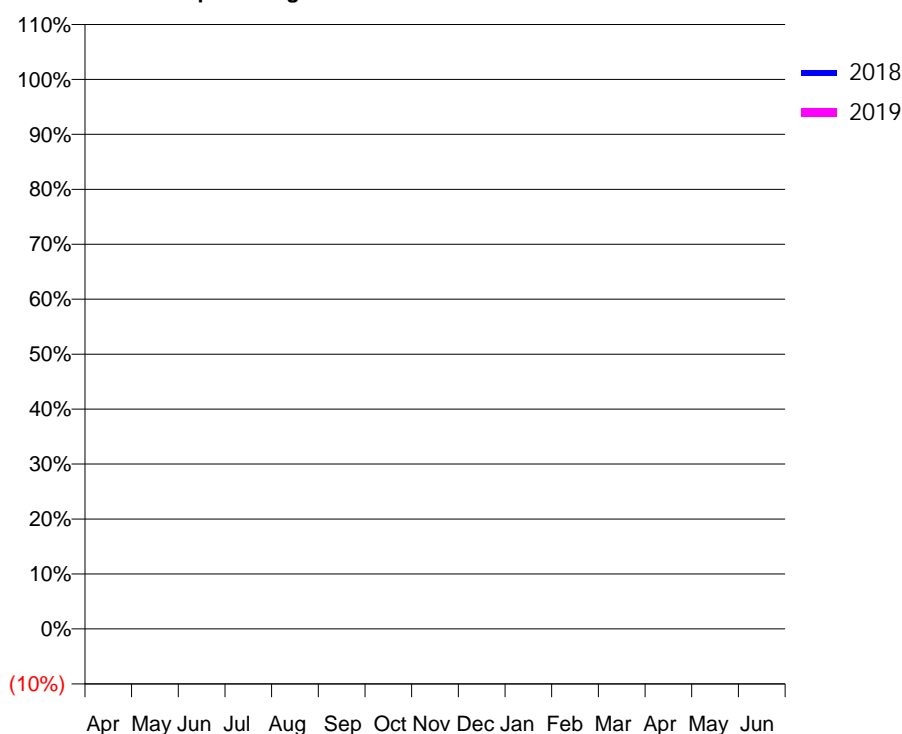
### Q57 - Vital Signs Orthodontic At a Glance Contract Report for 100736/0000 - March 2019

Name or company name	J & S Essex	18/19 Contracted general activity (UDA)	0
Contract type name	PDS Contract	Carry forward general activity (UDA)	0
Purpose of contract	Orthodontic	18/19 Contracted orthodontic activity (UOA)	0
Contract start date	01/06/2018	Carry forward orthodontic activity (UOA)	0
Contract end date	31/03/2019	Baseline contract value	£100,223.74

ACCESS	Contract	England and Wales
24 month ratio of assessments to patient IDs	1.02	1.08

ACTIVITY	Contract
Contract assess and fit appliances (case starts) as a percentage of Area Team case starts	1.5 %

Cumulative percentage of contracted UOA delivered 2018 & 2019



Month	Adjusted Scheduled Activity (UOA)		
	2017	2018	2019
April		0	0
May		0	0
June		0	0
July		0	0
August		0	210
September		0	1,603
October		0	1,876
November		0	2,023
December		0	2,023
January		0	2,128
February		0	2,128
March		0	2,151
April		0	
May		0	
June		0	

### QUANTITY METRICS (rolling 12 month period)

	Contract Quantity	Contract Base Number	Contract *	Area Team	Region	England
% of all assessments that were assess and fit appliances (case starts)	104	107	97.2%	61.3%	57.1%	59.2%
% of all assessments that were assess and refuse	0	107	0.0%	12.2%	11.5%	12.0%
% of all assessments that were assess and review	3	107	2.8%	26.5%	31.4%	28.8%
% of case starts with a reported IOTN of 3 and Aesthetic Component of 5 or below	0	104	N/A	0.0%	0.1%	0.1%
% of case starts with a reported IOTN of 3 and Aesthetic Component of 6 or above	0	104	N/A	3.8%	3.9%	3.9%
% of case starts with a reported IOTN of 4	18	104	17.3%	79.3%	75.9%	77.6%
% of case starts with a reported IOTN of 5	2	104	1.9%	14.3%	17.9%	16.7 %
% of concluded courses in receipt of dual-arch fixed appliances	0	6	N/A	64.8%	69.5%	72.9%
% of concluded courses where treatment was abandoned or discontinued	4	6	66.7%	13.6%	9.7%	8.7%
% of patients satisfied with the treatment they have received	1	1	100.0%	97.9%	95.2%	95.7%

\* Figures in italics indicate that the base number is less than 100.

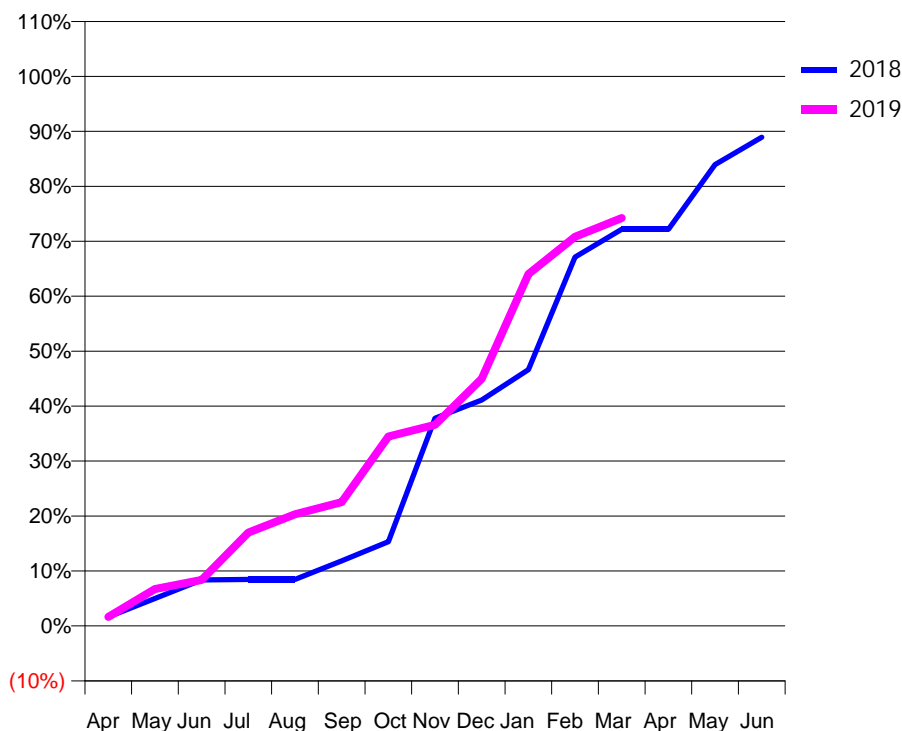
### Q57 - Vital Signs Orthodontic At a Glance Contract Report for 101370/0098 - March 2019

Name or company name	Du Toit and BurgerPartnership Ltd (Harwich)	18/19 Contracted general activity (UDA)	19,884
Contract type name	GDS Contract	Carry forward general activity (UDA)	0
Purpose of contract	General and Orthodontic	18/19 Contracted orthodontic activity (UOA)	1,265
Contract start date	01/04/2007	Carry forward orthodontic activity (UOA)	0
Contract end date		Baseline contract value	£677,504.69

ACCESS	Contract	England and Wales
24 month ratio of assessments to patient IDs	1.04	1.08

ACTIVITY	Contract
Contract assess and fit appliances (case starts) as a percentage of Area Team case starts	0.9 %

Cumulative percentage of contracted UOA delivered 2018 & 2019



Month	Adjusted Scheduled Activity (UOA)		
	2017	2018	2019
April	0	21	21
May	0	63	85
June	0	106	106
July	0	107	215
August	0	107	257
September	0	150	285
October	0	194	436
November	0	478	463
December	0	520	569
January	210	590	810
February	252	849	896
March	592	913	939
April	952	913	
May	995	1,062	
June	996	1,125	

#### QUANTITY METRICS (rolling 12 month period)

	Contract Quantity	Contract Base Number	Contract *	Area Team	Region	England
% of all assessments that were assess and fit appliances (case starts)	61	92	66.3%	61.3%	57.1%	59.2%
% of all assessments that were assess and refuse	16	92	17.4%	12.2%	11.5%	12.0%
% of all assessments that were assess and review	15	92	16.3%	26.5%	31.4%	28.8%
% of case starts with a reported IOTN of 3 and Aesthetic Component of 5 or below	0	61	<i>N/A</i>	0.0%	0.1%	0.1%
% of case starts with a reported IOTN of 3 and Aesthetic Component of 6 or above	9	61	14.8%	3.8%	3.9%	3.9%
% of case starts with a reported IOTN of 4	50	61	82.0%	79.3%	75.9%	77.6%
% of case starts with a reported IOTN of 5	2	61	3.3%	14.3%	17.9%	16.7 %
% of concluded courses in receipt of dual-arch fixed appliances	11	16	68.8%	64.8%	69.5%	72.9%
% of concluded courses where treatment was abandoned or discontinued	2	16	12.5%	13.6%	9.7%	8.7%
% of patients satisfied with the treatment they have received	0	0	<i>N/A</i>	97.9%	95.2%	95.7%

\* Figures in italics indicate that the base number is less than 100.

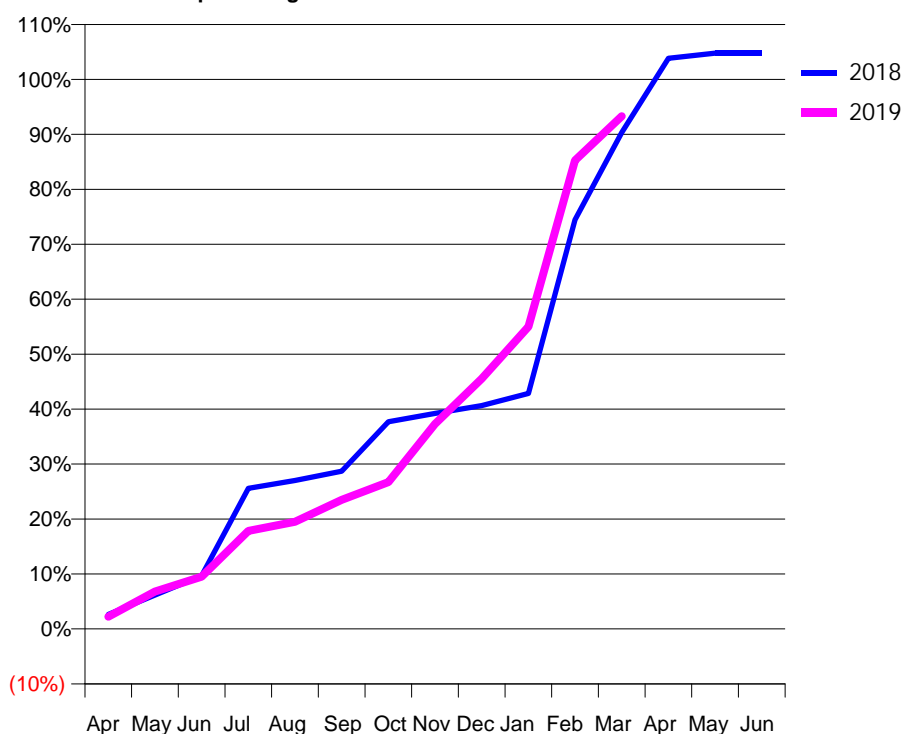
### Q57 - Vital Signs Orthodontic At a Glance Contract Report for 101370/0114 - March 2019

Name or company name	Petrie Tucker & Partners Ltd	18/19 Contracted general activity (UDA)	0
Contract type name	GDS Contract	Carry forward general activity (UDA)	0
Purpose of contract	Orthodontic	18/19 Contracted orthodontic activity (UOA)	4,000
Contract start date	01/04/2008	Carry forward orthodontic activity (UOA)	-89
Contract end date		Baseline contract value	£254,615.22

ACCESS	Contract	England and Wales
24 month ratio of assessments to patient IDs	1.04	1.08

ACTIVITY	Contract
Contract assess and fit appliances (case starts) as a percentage of Area Team case starts	2.9 %

Cumulative percentage of contracted UOA delivered 2018 & 2019



Month	Adjusted Scheduled Activity (UOA)		
	2017	2018	2019
April	-68	117	89
May	197	274	272
June	321	432	381
July	482	1,140	714
August	800	1,203	780
September	963	1,278	940
October	1,229	1,679	1,069
November	1,984	1,746	1,491
December	2,292	1,810	1,821
January	2,615	1,909	2,200
February	3,074	3,315	3,410
March	3,799	4,023	3,732
April	4,294	4,624	
May	4,337	4,667	
June	4,337	4,667	

#### QUANTITY METRICS (rolling 12 month period)

	Contract Quantity	Contract Base Number	Contract *	Area Team	Region	England
% of all assessments that were assess and fit appliances (case starts)	206	366	56.3%	61.3%	57.1%	59.2%
% of all assessments that were assess and refuse	57	366	15.6%	12.2%	11.5%	12.0%
% of all assessments that were assess and review	103	366	28.1%	26.5%	31.4%	28.8%
% of case starts with a reported IOTN of 3 and Aesthetic Component of 5 or below	0	206	N/A	0.0%	0.1%	0.1%
% of case starts with a reported IOTN of 3 and Aesthetic Component of 6 or above	34	206	16.5%	3.8%	3.9%	3.9%
% of case starts with a reported IOTN of 4	132	206	64.1%	79.3%	75.9%	77.6%
% of case starts with a reported IOTN of 5	40	206	19.4%	14.3%	17.9%	16.7 %
% of concluded courses in receipt of dual-arch fixed appliances	164	263	62.4%	64.8%	69.5%	72.9%
% of concluded courses where treatment was abandoned or discontinued	19	263	7.2%	13.6%	9.7%	8.7%
% of patients satisfied with the treatment they have received	3	3	100.0%	97.9%	95.2%	95.7%

\* Figures in italics indicate that the base number is less than 100.

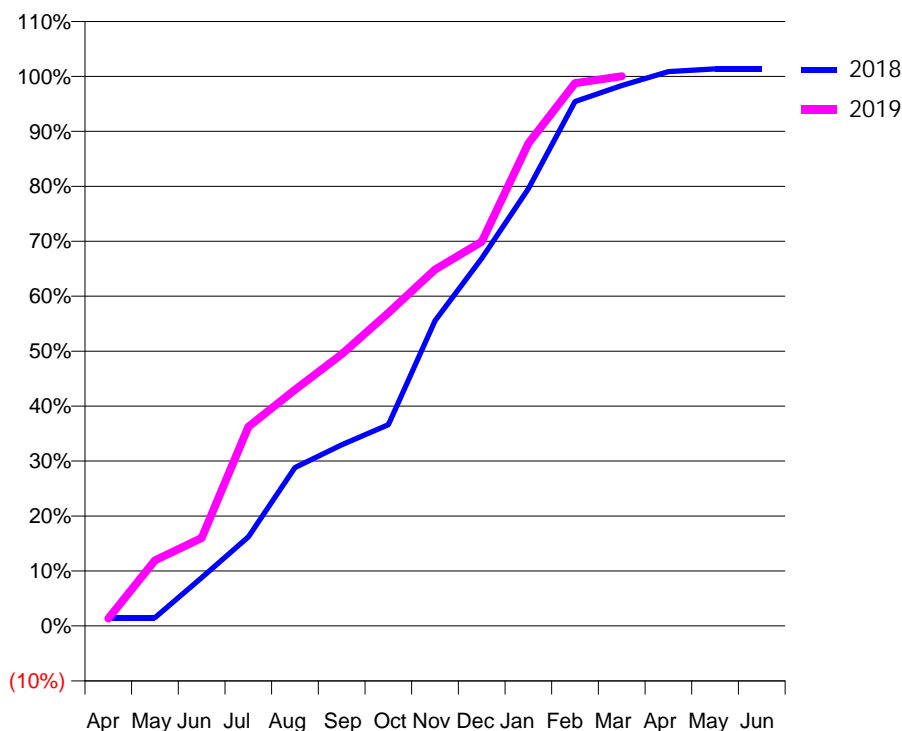
### Q57 - Vital Signs Orthodontic At a Glance Contract Report for 101559/0001 - March 2019

Name or company name	R Patel & Associates	18/19 Contracted general activity (UDA)	0
Contract type name	PDS Contract	Carry forward general activity (UDA)	0
Purpose of contract	Orthodontic	18/19 Contracted orthodontic activity (UOA)	4,200
Contract start date	01/10/2011	Carry forward orthodontic activity (UOA)	-57
Contract end date	24/07/2020	Baseline contract value	£264,209.60

ACCESS	Contract	England and Wales
24 month ratio of assessments to patient IDs	1.06	1.08

ACTIVITY	Contract
Contract assess and fit appliances (case starts) as a percentage of Area Team case starts	2.8 %

Cumulative percentage of contracted UOA delivered 2018 & 2019



Month	Adjusted Scheduled Activity (UOA)		
	2017	2018	2019
April	107	64	57
May	514	64	501
June	598	368	672
July	1,207	681	1,522
August	1,646	1,210	1,805
September	2,037	1,385	2,077
October	2,296	1,538	2,393
November	2,362	2,332	2,723
December	2,768	2,808	2,936
January	3,292	3,343	3,688
February	3,460	4,008	4,149
March	3,814	4,129	4,201
April	4,107	4,236	
May	4,262	4,257	
June	4,264	4,257	

#### QUANTITY METRICS (rolling 12 month period)

	Contract Quantity	Contract Base Number	Contract *	Area Team	Region	England
% of all assessments that were assess and fit appliances (case starts)	201	359	56.0%	61.3%	57.1%	59.2%
% of all assessments that were assess and refuse	54	359	15.0%	12.2%	11.5%	12.0%
% of all assessments that were assess and review	104	359	29.0%	26.5%	31.4%	28.8%
% of case starts with a reported IOTN of 3 and Aesthetic Component of 5 or below	0	201	N/A	0.0%	0.1%	0.1%
% of case starts with a reported IOTN of 3 and Aesthetic Component of 6 or above	1	201	0.5%	3.8%	3.9%	3.9%
% of case starts with a reported IOTN of 4	154	201	76.6%	79.3%	75.9%	77.6%
% of case starts with a reported IOTN of 5	39	201	19.4%	14.3%	17.9%	16.7 %
% of concluded courses in receipt of dual-arch fixed appliances	2	75	2.7%	64.8%	69.5%	72.9%
% of concluded courses where treatment was abandoned or discontinued	9	75	12.0%	13.6%	9.7%	8.7%
% of patients satisfied with the treatment they have received	2	2	100.0%	97.9%	95.2%	95.7%

\* Figures in italics indicate that the base number is less than 100.

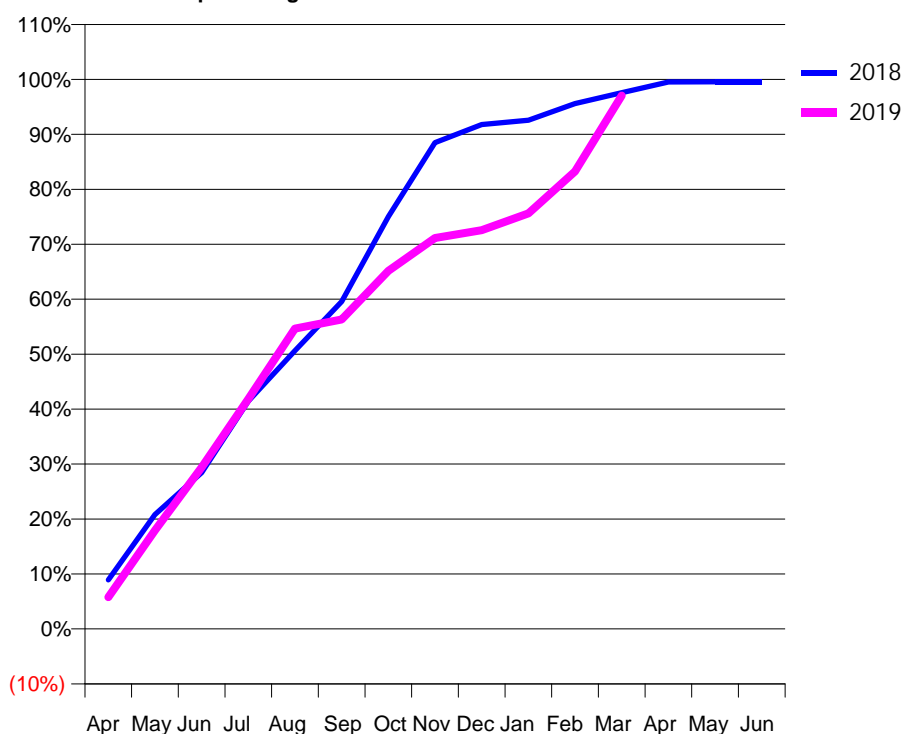
### Q57 - Vital Signs Orthodontic At a Glance Contract Report for 115347/0001 - March 2019

Name or company name	Mr H.S. Kehlar and Mr S. Kumar	18/19 Contracted general activity (UDA)	0
Contract type name	PDS Contract	Carry forward general activity (UDA)	0
Purpose of contract	Orthodontic	18/19 Contracted orthodontic activity (UOA)	6,404
Contract start date	01/04/2013	Carry forward orthodontic activity (UOA)	29
Contract end date	31/03/2019	Baseline contract value	£381,429.98

ACCESS	Contract	England and Wales
24 month ratio of assessments to patient IDs	1.01	1.08

ACTIVITY	Contract
Contract assess and fit appliances (case starts) as a percentage of Area Team case starts	4.2 %

Cumulative percentage of contracted UOA delivered 2018 & 2019



Month	Adjusted Scheduled Activity (UOA)		
	2017	2018	2019
April	350	573	370
May	776	1,337	1,147
June	1,052	1,828	1,882
July	1,894	2,664	2,681
August	2,189	3,253	3,501
September	2,739	3,827	3,606
October	3,328	4,820	4,173
November	4,340	5,686	4,556
December	4,823	5,897	4,646
January	5,167	5,948	4,842
February	6,081	6,142	5,331
March	6,464	6,269	6,215
April	6,464	6,395	
May	6,464	6,396	
June	6,494	6,396	

### QUANTITY METRICS (rolling 12 month period)

	Contract Quantity	Contract Base Number	Contract *	Area Team	Region	England
% of all assessments that were assess and fit appliances (case starts)	302	331	91.2%	61.3%	57.1%	59.2%
% of all assessments that were assess and refuse	15	331	4.5%	12.2%	11.5%	12.0%
% of all assessments that were assess and review	14	331	4.2%	26.5%	31.4%	28.8%
% of case starts with a reported IOTN of 3 and Aesthetic Component of 5 or below	0	302	N/A	0.0%	0.1%	0.1%
% of case starts with a reported IOTN of 3 and Aesthetic Component of 6 or above	19	302	6.3%	3.8%	3.9%	3.9%
% of case starts with a reported IOTN of 4	229	302	75.8%	79.3%	75.9%	77.6%
% of case starts with a reported IOTN of 5	53	302	17.5%	14.3%	17.9%	16.7 %
% of concluded courses in receipt of dual-arch fixed appliances	283	291	97.3%	64.8%	69.5%	72.9%
% of concluded courses where treatment was abandoned or discontinued	0	291	0.0%	13.6%	9.7%	8.7%
% of patients satisfied with the treatment they have received	6	6	100.0%	97.9%	95.2%	95.7%

\* Figures in italics indicate that the base number is less than 100.

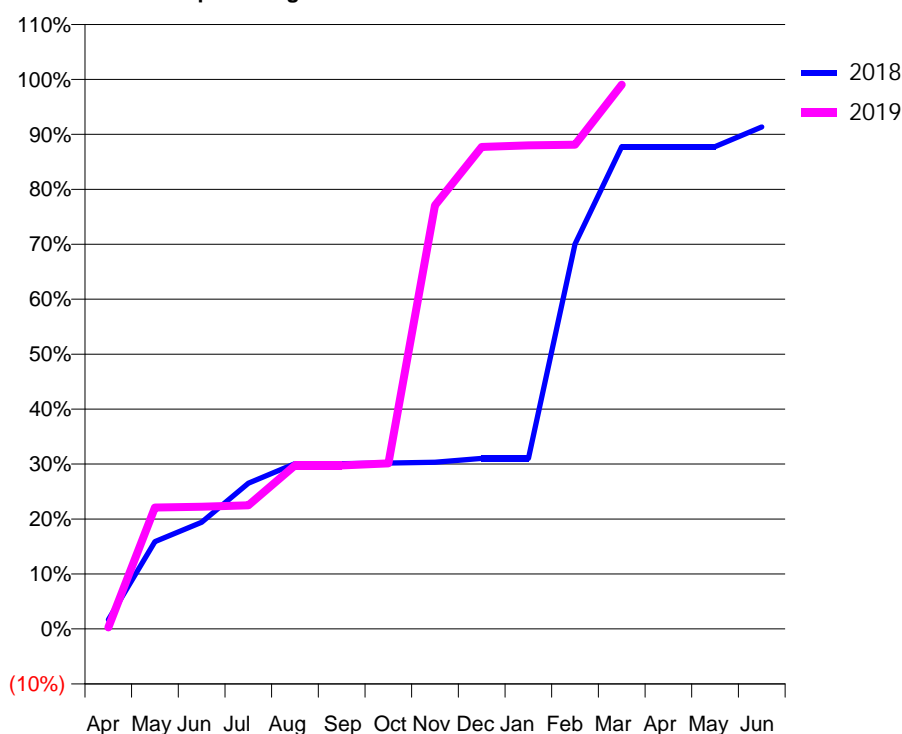
### Q57 - Vital Signs Orthodontic At a Glance Contract Report for 119261/0001 - March 2019

Name or company name	Tiptree Dental Surgery	18/19 Contracted general activity (UDA)	17,496
Contract type name	GDS Contract	Carry forward general activity (UDA)	293
Purpose of contract	General and Orthodontic	18/19 Contracted orthodontic activity (UOA)	592
Contract start date	01/05/2014	Carry forward orthodontic activity (UOA)	0
Contract end date		Baseline contract value	£822,401.18

ACCESS	Contract	England and Wales
24 month ratio of assessments to patient IDs	1.00	1.08

ACTIVITY	Contract
Contract assess and fit appliances (case starts) as a percentage of Area Team case starts	0.4 %

Cumulative percentage of contracted UOA delivered 2018 & 2019



Month	Adjusted Scheduled Activity (UOA)		
	2017	2018	2019
April	12	10	2
May	12	94	131
June	54	115	132
July	117	157	133
August	180	178	176
September	222	178	176
October	286	179	178
November	307	180	456
December	328	184	519
January	329	184	521
February	350	415	522
March	602	520	586
April	602	520	
May	602	520	
June	602	541	

#### QUANTITY METRICS (rolling 12 month period)

	Contract Quantity	Contract Base Number	Contract *	Area Team	Region	England
% of all assessments that were assess and fit appliances (case starts)	30	30	100.0%	61.3%	57.1%	59.2%
% of all assessments that were assess and refuse	0	30	0.0%	12.2%	11.5%	12.0%
% of all assessments that were assess and review	0	30	0.0%	26.5%	31.4%	28.8%
% of case starts with a reported IOTN of 3 and Aesthetic Component of 5 or below	0	30	N/A	0.0%	0.1%	0.1%
% of case starts with a reported IOTN of 3 and Aesthetic Component of 6 or above	0	30	N/A	3.8%	3.9%	3.9%
% of case starts with a reported IOTN of 4	21	30	70.0%	79.3%	75.9%	77.6%
% of case starts with a reported IOTN of 5	9	30	30.0%	14.3%	17.9%	16.7%
% of concluded courses in receipt of dual-arch fixed appliances	3	27	11.1%	64.8%	69.5%	72.9%
% of concluded courses where treatment was abandoned or discontinued	1	27	3.7%	13.6%	9.7%	8.7%
% of patients satisfied with the treatment they have received	0	0	N/A	97.9%	95.2%	95.7%

\* Figures in italics indicate that the base number is less than 100.

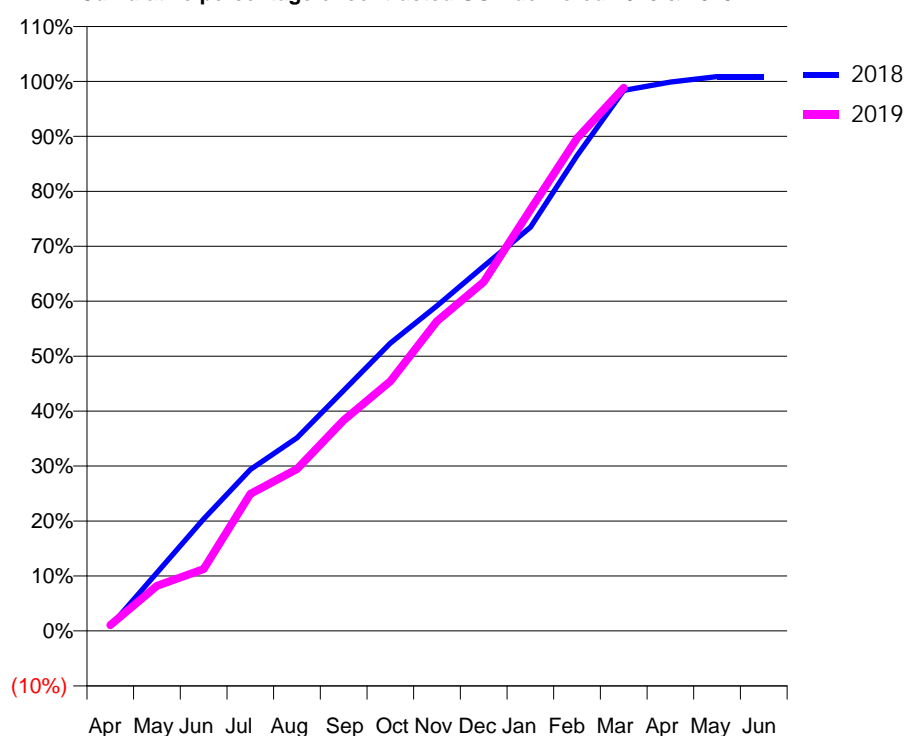
### Q57 - Vital Signs Orthodontic At a Glance Contract Report for 130788/0001 - March 2019

Name or company name	Byles & Sebastian Orthodontic Practice	18/19 Contracted general activity (UDA)	0
Contract type name	PDS Contract	Carry forward general activity (UDA)	0
Purpose of contract	Orthodontic	18/19 Contracted orthodontic activity (UOA)	20,792
Contract start date	01/08/2015	Carry forward orthodontic activity (UOA)	-181
Contract end date	24/07/2020	Baseline contract value	£1,215,139.91

ACCESS	Contract	England and Wales
24 month ratio of assessments to patient IDs	1.02	1.08

ACTIVITY	Contract
Contract assess and fit appliances (case starts) as a percentage of Area Team case starts	13.9 %

Cumulative percentage of contracted UOA delivered 2018 & 2019



Month	Adjusted Scheduled Activity (UOA)		
	2017	2018	2019
April	584	178	222
May	2,436	2,200	1,704
June	4,310	4,238	2,338
July	5,490	6,107	5,187
August	6,759	7,310	6,121
September	8,031	9,099	7,969
October	9,883	10,889	9,449
November	12,302	12,304	11,717
December	14,322	13,795	13,203
January	16,154	15,277	15,939
February	18,982	17,979	18,637
March	20,596	20,451	20,548
April	20,718	20,763	
May	20,970	20,973	
June	20,970	20,973	

### QUANTITY METRICS (rolling 12 month period)

	Contract Quantity	Contract Base Number	Contract *	Area Team	Region	England
% of all assessments that were assess and fit appliances (case starts)	995	1,395	71.3%	61.3%	57.1%	59.2%
% of all assessments that were assess and refuse	61	1,395	4.4%	12.2%	11.5%	12.0%
% of all assessments that were assess and review	339	1,395	24.3%	26.5%	31.4%	28.8%
% of case starts with a reported IOTN of 3 and Aesthetic Component of 5 or below	0	995	N/A	0.0%	0.1%	0.1%
% of case starts with a reported IOTN of 3 and Aesthetic Component of 6 or above	13	995	1.3%	3.8%	3.9%	3.9%
% of case starts with a reported IOTN of 4	843	995	84.7%	79.3%	75.9%	77.6%
% of case starts with a reported IOTN of 5	124	995	12.5%	14.3%	17.9%	16.7 %
% of concluded courses in receipt of dual-arch fixed appliances	873	936	93.3%	64.8%	69.5%	72.9%
% of concluded courses where treatment was abandoned or discontinued	33	936	3.5%	13.6%	9.7%	8.7%
% of patients satisfied with the treatment they have received	8	9	88.9%	97.9%	95.2%	95.7%

\* Figures in italics indicate that the base number is less than 100.

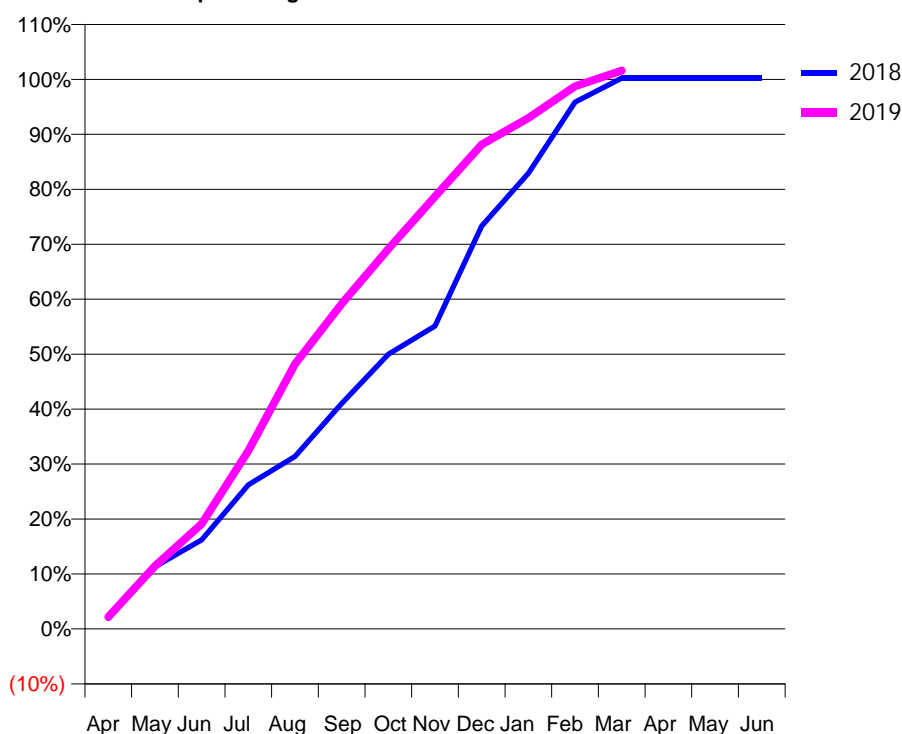
### Q57 - Vital Signs Orthodontic At a Glance Contract Report for 131903/0002 - March 2019

Name or company name	Penhaligon Witham Partnership	18/19 Contracted general activity (UDA)	0
Contract type name	PDS Contract	Carry forward general activity (UDA)	0
Purpose of contract	Orthodontic	18/19 Contracted orthodontic activity (UOA)	4,253
Contract start date	01/12/2015	Carry forward orthodontic activity (UOA)	-10
Contract end date	24/07/2020	Baseline contract value	£267,553.09

ACCESS	Contract	England and Wales
24 month ratio of assessments to patient IDs	1.29	1.08

ACTIVITY	Contract
Contract assess and fit appliances (case starts) as a percentage of Area Team case starts	2.5 %

Cumulative percentage of contracted UOA delivered 2018 & 2019



Month	Adjusted Scheduled Activity (UOA)		
	2017	2018	2019
April	126	81	93
May	1,320	481	487
June	1,839	689	814
July	2,067	1,115	1,379
August	2,280	1,335	2,049
September	2,532	1,745	2,516
October	2,802	2,127	2,941
November	3,132	2,344	3,347
December	3,401	3,118	3,749
January	3,737	3,527	3,954
February	3,953	4,076	4,199
March	4,103	4,263	4,321
April	4,243	4,263	
May	4,243	4,263	
June	4,266	4,263	

#### QUANTITY METRICS (rolling 12 month period)

	Contract Quantity	Contract Base Number	Contract *	Area Team	Region	England
% of all assessments that were assess and fit appliances (case starts)	176	792	22.2%	61.3%	57.1%	59.2%
% of all assessments that were assess and refuse	161	792	20.3%	12.2%	11.5%	12.0%
% of all assessments that were assess and review	455	792	57.4%	26.5%	31.4%	28.8%
% of case starts with a reported IOTN of 3 and Aesthetic Component of 5 or below	0	176	N/A	0.0%	0.1%	0.1%
% of case starts with a reported IOTN of 3 and Aesthetic Component of 6 or above	2	176	1.1%	3.8%	3.9%	3.9%
% of case starts with a reported IOTN of 4	153	176	86.9%	79.3%	75.9%	77.6%
% of case starts with a reported IOTN of 5	21	176	11.9%	14.3%	17.9%	16.7 %
% of concluded courses in receipt of dual-arch fixed appliances	47	54	87.0%	64.8%	69.5%	72.9%
% of concluded courses where treatment was abandoned or discontinued	4	54	7.4%	13.6%	9.7%	8.7%
% of patients satisfied with the treatment they have received	4	4	100.0%	97.9%	95.2%	95.7%

\* Figures in italics indicate that the base number is less than 100.



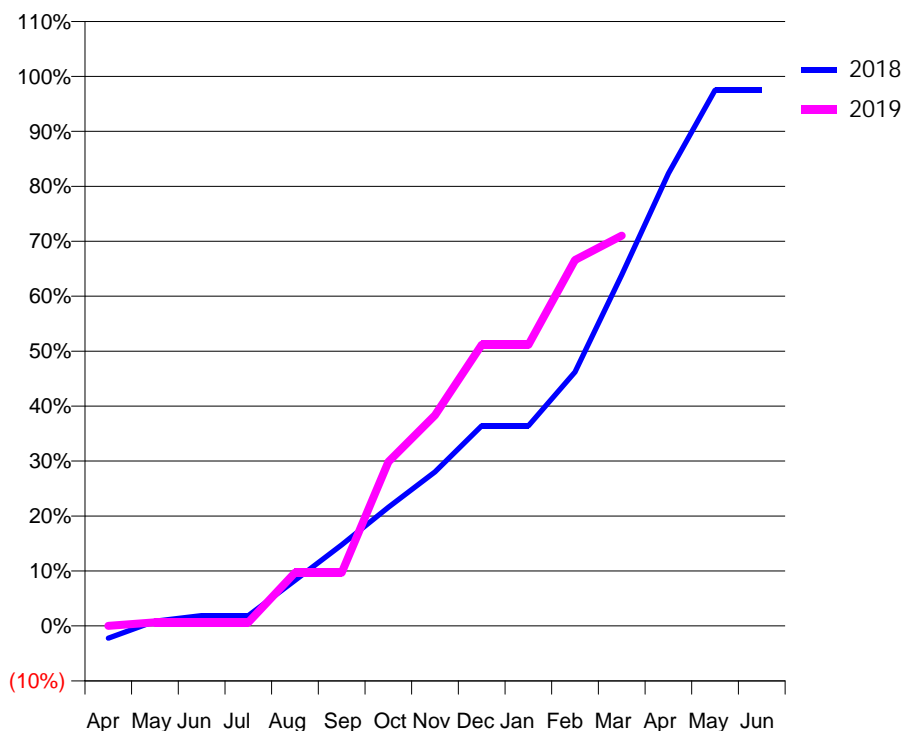
### Q57 - Vital Signs Orthodontic At a Glance Contract Report for 145394/0002 - March 2019

Name or company name	Ongar Road Dental Practice	18/19 Contracted general activity (UDA)	0
Contract type name	PDS Contract	Carry forward general activity (UDA)	0
Purpose of contract	Orthodontic	18/19 Contracted orthodontic activity (UOA)	4,299
Contract start date	01/04/2013	Carry forward orthodontic activity (UOA)	0
Contract end date	24/07/2020	Baseline contract value	£254,725.74

ACCESS	Contract	England and Wales
24 month ratio of assessments to patient IDs	1.01	1.08

ACTIVITY	Contract
Contract assess and fit appliances (case starts) as a percentage of Area Team case starts	3.0 %

Cumulative percentage of contracted UOA delivered 2018 & 2019



Month	Adjusted Scheduled Activity (UOA)		
	2017	2018	2019
April	49	-96	1
May	303	37	29
June	751	81	29
July	1,014	81	29
August	1,014	356	417
September	1,270	634	417
October	1,270	928	1,284
November	1,640	1,205	1,648
December	2,186	1,565	2,199
January	2,186	1,565	2,199
February	2,380	1,986	2,862
March	2,674	2,746	3,053
April	2,957	3,540	
May	4,182	4,191	
June	4,203	4,191	

#### QUANTITY METRICS (rolling 12 month period)

	Contract Quantity	Contract Base Number	Contract *	Area Team	Region	England
% of all assessments that were assess and fit appliances (case starts)	216	273	79.1%	61.3%	57.1%	59.2%
% of all assessments that were assess and refuse	28	273	10.3%	12.2%	11.5%	12.0%
% of all assessments that were assess and review	29	273	10.6%	26.5%	31.4%	28.8%
% of case starts with a reported IOTN of 3 and Aesthetic Component of 5 or below	0	216	N/A	0.0%	0.1%	0.1%
% of case starts with a reported IOTN of 3 and Aesthetic Component of 6 or above	21	216	9.7%	3.8%	3.9%	3.9%
% of case starts with a reported IOTN of 4	150	216	69.4%	79.3%	75.9%	77.6%
% of case starts with a reported IOTN of 5	40	216	18.5%	14.3%	17.9%	16.7 %
% of concluded courses in receipt of dual-arch fixed appliances	104	109	95.4%	64.8%	69.5%	72.9%
% of concluded courses where treatment was abandoned or discontinued	1	109	0.9%	13.6%	9.7%	8.7%
% of patients satisfied with the treatment they have received	4	4	100.0%	97.9%	95.2%	95.7%

\* Figures in italics indicate that the base number is less than 100.

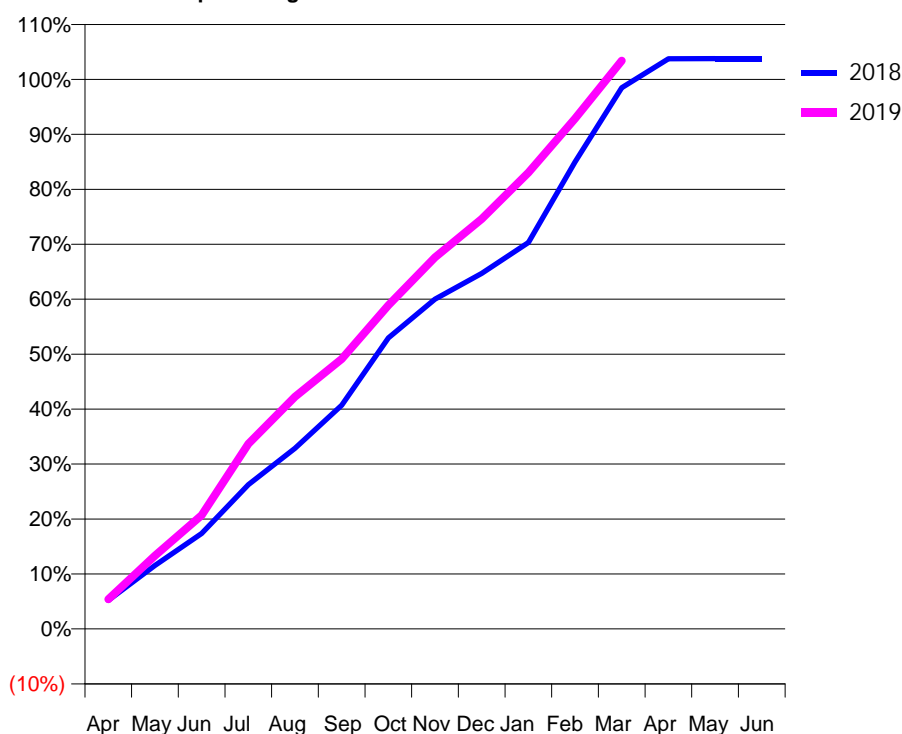
### Q57 - Vital Signs Orthodontic At a Glance Contract Report for 148695/0001 - March 2019

Name or company name	Mr C Wallis	18/19 Contracted general activity (UDA)	0
Contract type name	PDS Contract	Carry forward general activity (UDA)	0
Purpose of contract	Orthodontic	18/19 Contracted orthodontic activity (UOA)	12,145
Contract start date	02/06/2013	Carry forward orthodontic activity (UOA)	-243
Contract end date	24/07/2020	Baseline contract value	£802,885.44

ACCESS	Contract	England and Wales
24 month ratio of assessments to patient IDs	1.02	1.08

ACTIVITY	Contract
Contract assess and fit appliances (case starts) as a percentage of Area Team case starts	8.5 %

Cumulative percentage of contracted UOA delivered 2018 & 2019



Month	Adjusted Scheduled Activity (UOA)		
	2017	2018	2019
April	696	632	655
May	2,141	1,404	1,619
June	3,036	2,109	2,513
July	4,168	3,189	4,090
August	4,929	3,993	5,131
September	6,071	4,944	5,967
October	6,945	6,431	7,155
November	7,633	7,286	8,211
December	9,213	7,859	9,057
January	9,704	8,539	10,086
February	10,674	10,321	11,278
March	11,883	11,960	12,557
April	12,208	12,602	
May	12,208	12,603	
June	12,208	12,603	

#### QUANTITY METRICS (rolling 12 month period)

	Contract Quantity	Contract Base Number	Contract *	Area Team	Region	England
% of all assessments that were assess and fit appliances (case starts)	606	872	69.5%	61.3%	57.1%	59.2%
% of all assessments that were assess and refuse	191	872	21.9%	12.2%	11.5%	12.0%
% of all assessments that were assess and review	75	872	8.6%	26.5%	31.4%	28.8%
% of case starts with a reported IOTN of 3 and Aesthetic Component of 5 or below	1	606	0.2%	0.0%	0.1%	0.1%
% of case starts with a reported IOTN of 3 and Aesthetic Component of 6 or above	55	606	9.1%	3.8%	3.9%	3.9%
% of case starts with a reported IOTN of 4	461	606	76.1%	79.3%	75.9%	77.6%
% of case starts with a reported IOTN of 5	84	606	13.9%	14.3%	17.9%	16.7 %
% of concluded courses in receipt of dual-arch fixed appliances	459	521	88.1%	64.8%	69.5%	72.9%
% of concluded courses where treatment was abandoned or discontinued	44	521	8.4%	13.6%	9.7%	8.7%
% of patients satisfied with the treatment they have received	6	7	85.7%	97.9%	95.2%	95.7%

\* Figures in italics indicate that the base number is less than 100.

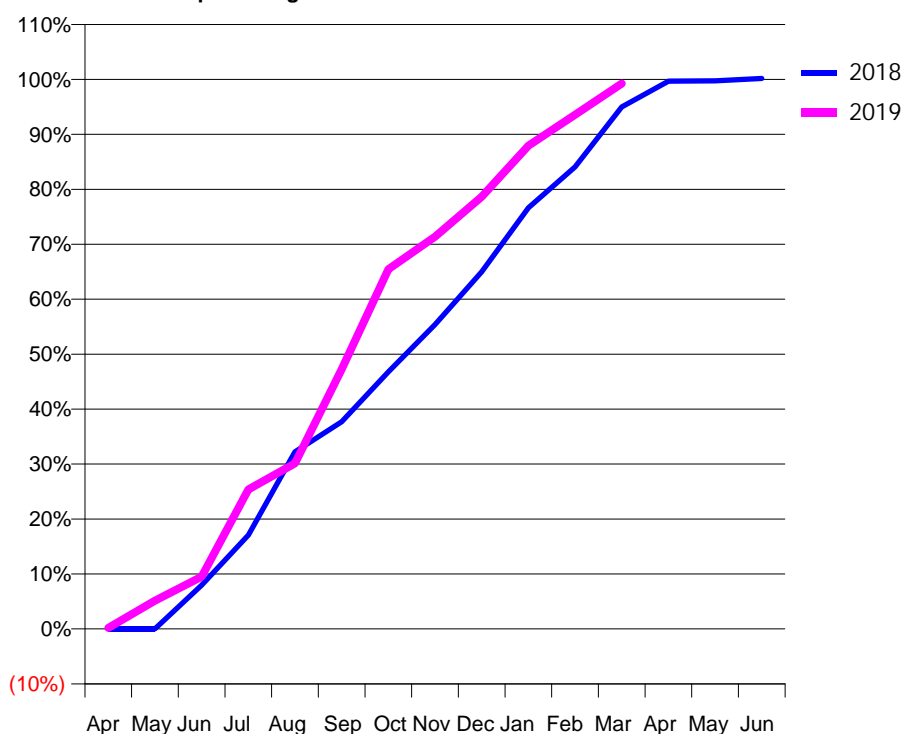
### Q57 - Vital Signs Orthodontic At a Glance Contract Report for 153885/0001 - March 2019

Name or company name	Mr M. Kazemi and Dr S Dhillon	18/19 Contracted general activity (UDA)	0
Contract type name	PDS Contract	Carry forward general activity (UDA)	0
Purpose of contract	Orthodontic	18/19 Contracted orthodontic activity (UOA)	10,280
Contract start date	01/04/2013	Carry forward orthodontic activity (UOA)	-17
Contract end date	24/07/2020	Baseline contract value	£587,517.04

ACCESS	Contract	England and Wales
24 month ratio of assessments to patient IDs	1.01	1.08

ACTIVITY	Contract
Contract assess and fit appliances (case starts) as a percentage of Area Team case starts	7.1 %

Cumulative percentage of contracted UOA delivered 2018 & 2019



Month	Adjusted Scheduled Activity (UOA)		
	2017	2018	2019
April	31	-1	19
May	31	-1	528
June	31	819	977
July	2,664	1,756	2,607
August	3,945	3,315	3,096
September	5,386	3,876	4,859
October	6,627	4,811	6,730
November	7,191	5,691	7,335
December	8,753	6,683	8,083
January	9,454	7,880	9,039
February	9,937	8,640	9,618
March	10,168	9,763	10,202
April	10,194	10,247	
May	10,241	10,252	
June	10,279	10,297	

### QUANTITY METRICS (rolling 12 month period)

	Contract Quantity	Contract Base Number	Contract *	Area Team	Region	England
% of all assessments that were assess and fit appliances (case starts)	508	667	76.2%	61.3%	57.1%	59.2%
% of all assessments that were assess and refuse	71	667	10.6%	12.2%	11.5%	12.0%
% of all assessments that were assess and review	88	667	13.2%	26.5%	31.4%	28.8%
% of case starts with a reported IOTN of 3 and Aesthetic Component of 5 or below	1	508	0.2%	0.0%	0.1%	0.1%
% of case starts with a reported IOTN of 3 and Aesthetic Component of 6 or above	4	508	0.8%	3.8%	3.9%	3.9%
% of case starts with a reported IOTN of 4	408	508	80.3%	79.3%	75.9%	77.6%
% of case starts with a reported IOTN of 5	91	508	17.9%	14.3%	17.9%	16.7 %
% of concluded courses in receipt of dual-arch fixed appliances	218	422	51.7%	64.8%	69.5%	72.9%
% of concluded courses where treatment was abandoned or discontinued	16	422	3.8%	13.6%	9.7%	8.7%
% of patients satisfied with the treatment they have received	1	1	100.0%	97.9%	95.2%	95.7%

\* Figures in italics indicate that the base number is less than 100.

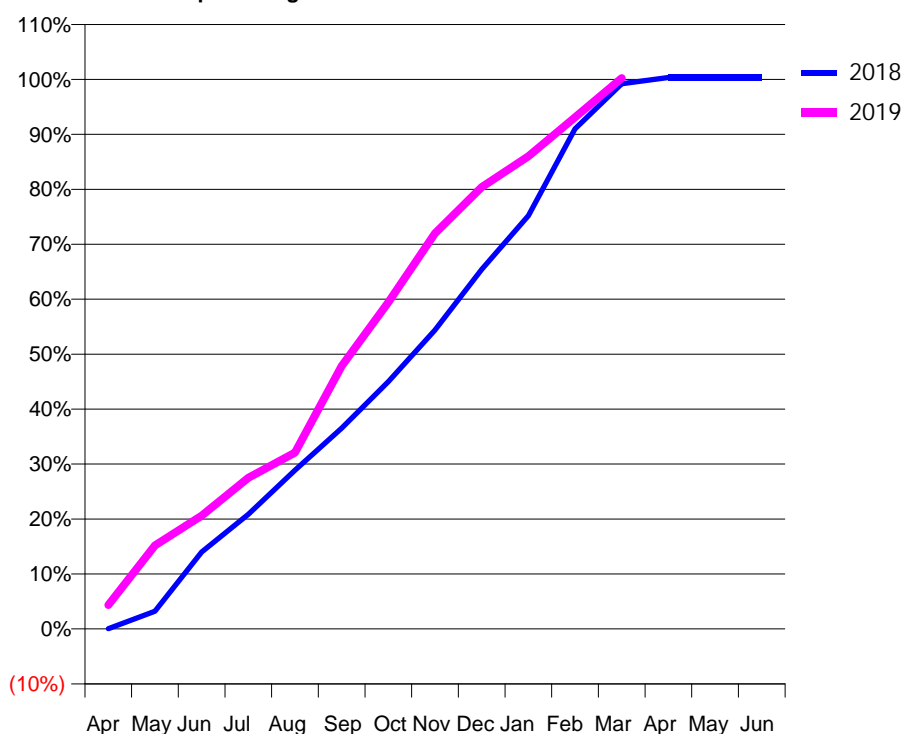
### Q57 - Vital Signs Orthodontic At a Glance Contract Report for 186872/0007 - March 2019

Name or company name	ORTHOWORLD 2000 LTD	18/19 Contracted general activity (UDA)	0
Contract type name	PDS Contract	Carry forward general activity (UDA)	0
Purpose of contract	Orthodontic	18/19 Contracted orthodontic activity (UOA)	8,700
Contract start date	01/04/2006	Carry forward orthodontic activity (UOA)	-29
Contract end date	24/07/2020	Baseline contract value	£575,134.08

ACCESS	Contract	England and Wales
24 month ratio of assessments to patient IDs	1.02	1.08

ACTIVITY	Contract
Contract assess and fit appliances (case starts) as a percentage of Area Team case starts	5.8 %

Cumulative percentage of contracted UOA delivered 2018 & 2019



Month	Adjusted Scheduled Activity (UOA)		
	2017	2018	2019
April	133	5	380
May	514	280	1,320
June	1,141	1,217	1,793
July	2,148	1,814	2,394
August	2,891	2,513	2,791
September	3,960	3,178	4,163
October	5,007	3,915	5,174
November	6,710	4,732	6,264
December	7,141	5,692	6,994
January	7,644	6,544	7,483
February	8,107	7,917	8,099
March	8,575	8,630	8,721
April	8,705	8,729	
May	8,705	8,729	
June	8,705	8,729	

#### QUANTITY METRICS (rolling 12 month period)

	Contract Quantity	Contract Base Number	Contract *	Area Team	Region	England
% of all assessments that were assess and fit appliances (case starts)	416	794	52.4%	61.3%	57.1%	59.2%
% of all assessments that were assess and refuse	188	794	23.7%	12.2%	11.5%	12.0%
% of all assessments that were assess and review	190	794	23.9%	26.5%	31.4%	28.8%
% of case starts with a reported IOTN of 3 and Aesthetic Component of 5 or below	0	416	N/A	0.0%	0.1%	0.1%
% of case starts with a reported IOTN of 3 and Aesthetic Component of 6 or above	36	416	8.7%	3.8%	3.9%	3.9%
% of case starts with a reported IOTN of 4	318	416	76.4%	79.3%	75.9%	77.6%
% of case starts with a reported IOTN of 5	62	416	14.9%	14.3%	17.9%	16.7 %
% of concluded courses in receipt of dual-arch fixed appliances	301	332	90.7%	64.8%	69.5%	72.9%
% of concluded courses where treatment was abandoned or discontinued	12	332	3.6%	13.6%	9.7%	8.7%
% of patients satisfied with the treatment they have received	6	6	100.0%	97.9%	95.2%	95.7%

\* Figures in italics indicate that the base number is less than 100.

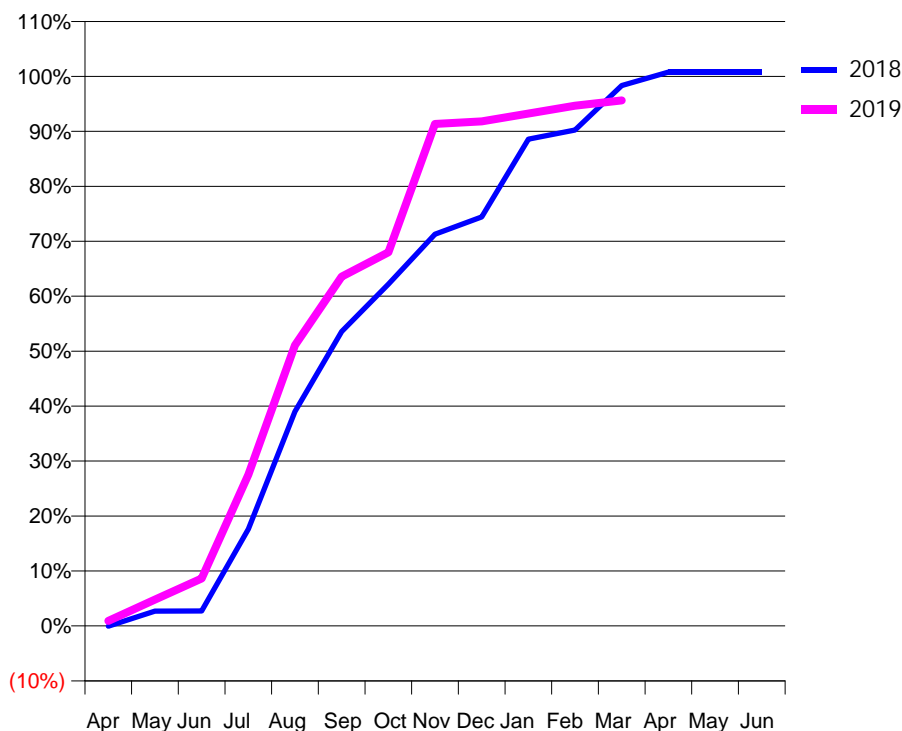
### Q57 - Vital Signs Orthodontic At a Glance Contract Report for 186872/0014 - March 2019

Name or company name	ORTHOWORLD 2000 LTD	18/19 Contracted general activity (UDA)	0
Contract type name	PDS Contract	Carry forward general activity (UDA)	0
Purpose of contract	Orthodontic	18/19 Contracted orthodontic activity (UOA)	8,879
Contract start date	01/04/2006	Carry forward orthodontic activity (UOA)	-80
Contract end date	24/07/2020	Baseline contract value	£572,527.36

ACCESS	Contract	England and Wales
24 month ratio of assessments to patient IDs	1.01	1.08

ACTIVITY	Contract
Contract assess and fit appliances (case starts) as a percentage of Area Team case starts	5.9 %

Cumulative percentage of contracted UOA delivered 2018 & 2019



Month	Adjusted Scheduled Activity (UOA)		
	2017	2018	2019
April	431	-7	80
May	1,628	281	426
June	2,161	282	766
July	3,344	1,823	2,444
August	3,863	4,036	4,534
September	4,723	5,541	5,645
October	5,643	6,434	6,037
November	6,490	7,374	8,111
December	7,097	7,699	8,153
January	7,720	9,163	8,279
February	8,554	9,334	8,405
March	8,844	10,172	8,491
April	9,270	10,424	
May	9,975	10,425	
June	10,148	10,425	

#### QUANTITY METRICS (rolling 12 month period)

	Contract Quantity	Contract Base Number	Contract *	Area Team	Region	England
% of all assessments that were assess and fit appliances (case starts)	421	505	83.4%	61.3%	57.1%	59.2%
% of all assessments that were assess and refuse	50	505	9.9%	12.2%	11.5%	12.0%
% of all assessments that were assess and review	34	505	6.7%	26.5%	31.4%	28.8%
% of case starts with a reported IOTN of 3 and Aesthetic Component of 5 or below	0	421	N/A	0.0%	0.1%	0.1%
% of case starts with a reported IOTN of 3 and Aesthetic Component of 6 or above	0	421	N/A	3.8%	3.9%	3.9%
% of case starts with a reported IOTN of 4	323	421	76.7%	79.3%	75.9%	77.6%
% of case starts with a reported IOTN of 5	75	421	17.8%	14.3%	17.9%	16.7 %
% of concluded courses in receipt of dual-arch fixed appliances	295	373	79.1%	64.8%	69.5%	72.9%
% of concluded courses where treatment was abandoned or discontinued	35	373	9.4%	13.6%	9.7%	8.7%
% of patients satisfied with the treatment they have received	6	6	100.0%	97.9%	95.2%	95.7%

\* Figures in italics indicate that the base number is less than 100.

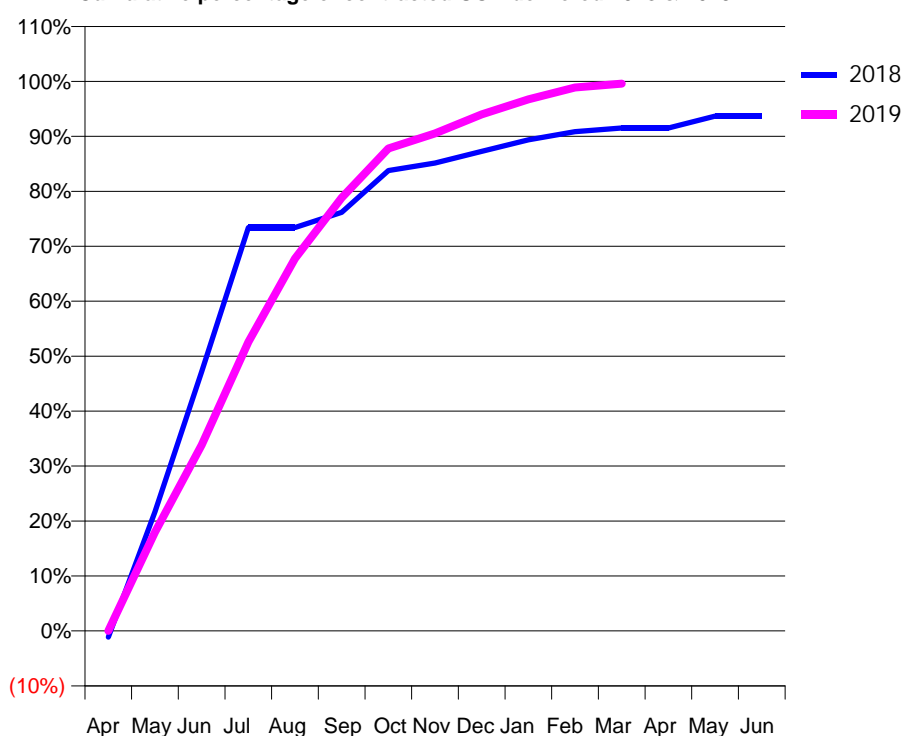
### Q57 - Vital Signs Orthodontic At a Glance Contract Report for 188018/0002 - March 2019

Name or company name	Messrs. Lee & Perera	18/19 Contracted general activity (UDA)	0
Contract type name	GDS Contract	Carry forward general activity (UDA)	0
Purpose of contract	Orthodontic	18/19 Contracted orthodontic activity (UOA)	3,044
Contract start date	01/04/2008	Carry forward orthodontic activity (UOA)	0
Contract end date		Baseline contract value	£198,010.03

ACCESS	Contract	England and Wales
24 month ratio of assessments to patient IDs	1.00	1.08

ACTIVITY	Contract
Contract assess and fit appliances (case starts) as a percentage of Area Team case starts	2.1 %

Cumulative percentage of contracted UOA delivered 2018 & 2019



Month	Adjusted Scheduled Activity (UOA)		
	2017	2018	2019
April	254	-34	0
May	1,098	659	546
June	2,085	1,436	1,029
July	2,547	2,234	1,600
August	2,652	2,234	2,063
September	2,757	2,318	2,399
October	2,757	2,550	2,672
November	2,799	2,592	2,756
December	2,841	2,656	2,861
January	2,883	2,720	2,945
February	2,883	2,765	3,010
March	2,946	2,786	3,031
April	2,967	2,786	
May	2,968	2,851	
June	2,968	2,851	

### QUANTITY METRICS (rolling 12 month period)

	Contract Quantity	Contract Base Number	Contract *	Area Team	Region	England
% of all assessments that were assess and fit appliances (case starts)	148	153	96.7%	61.3%	57.1%	59.2%
% of all assessments that were assess and refuse	0	153	0.0%	12.2%	11.5%	12.0%
% of all assessments that were assess and review	5	153	3.3%	26.5%	31.4%	28.8%
% of case starts with a reported IOTN of 3 and Aesthetic Component of 5 or below	0	148	N/A	0.0%	0.1%	0.1%
% of case starts with a reported IOTN of 3 and Aesthetic Component of 6 or above	15	148	10.1%	3.8%	3.9%	3.9%
% of case starts with a reported IOTN of 4	122	148	82.4%	79.3%	75.9%	77.6%
% of case starts with a reported IOTN of 5	10	148	6.8%	14.3%	17.9%	16.7 %
% of concluded courses in receipt of dual-arch fixed appliances	102	142	71.8%	64.8%	69.5%	72.9%
% of concluded courses where treatment was abandoned or discontinued	5	142	3.5%	13.6%	9.7%	8.7%
% of patients satisfied with the treatment they have received	6	6	100.0%	97.9%	95.2%	95.7%

\* Figures in italics indicate that the base number is less than 100.

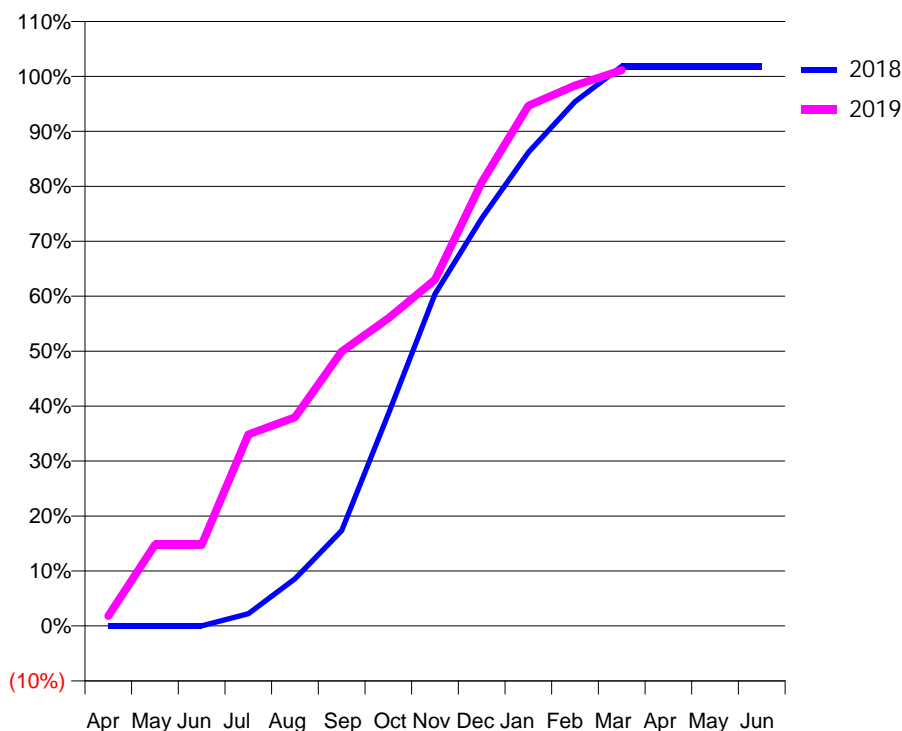
### Q57 - Vital Signs Orthodontic At a Glance Contract Report for 188190/0002 - March 2019

Name or company name	J & S Essex	18/19 Contracted general activity (UDA)	0
Contract type name	PDS Contract	Carry forward general activity (UDA)	0
Purpose of contract	Orthodontic	18/19 Contracted orthodontic activity (UOA)	4,391
Contract start date	28/11/2008	Carry forward orthodontic activity (UOA)	-80
Contract end date	24/07/2020	Baseline contract value	£276,249.85

ACCESS	Contract	England and Wales
24 month ratio of assessments to patient IDs	1.09	1.08

ACTIVITY	Contract
Contract assess and fit appliances (case starts) as a percentage of Area Team case starts	2.9 %

Cumulative percentage of contracted UOA delivered 2018 & 2019



Month	Adjusted Scheduled Activity (UOA)		
	2017	2018	2019
April	-69	0	80
May	47	0	647
June	91	0	647
July	224	98	1,530
August	224	377	1,667
September	292	761	2,192
October	602	1,695	2,459
November	814	2,652	2,767
December	1,289	3,257	3,543
January	1,522	3,784	4,156
February	1,544	4,188	4,317
March	2,267	4,471	4,441
April	2,352	4,471	
May	3,293	4,471	
June	3,511	4,471	

#### QUANTITY METRICS (rolling 12 month period)

	Contract Quantity	Contract Base Number	Contract *	Area Team	Region	England
% of all assessments that were assess and fit appliances (case starts)	206	408	50.5%	61.3%	57.1%	59.2%
% of all assessments that were assess and refuse	13	408	3.2%	12.2%	11.5%	12.0%
% of all assessments that were assess and review	189	408	46.3%	26.5%	31.4%	28.8%
% of case starts with a reported IOTN of 3 and Aesthetic Component of 5 or below	0	206	N/A	0.0%	0.1%	0.1%
% of case starts with a reported IOTN of 3 and Aesthetic Component of 6 or above	0	206	N/A	3.8%	3.9%	3.9%
% of case starts with a reported IOTN of 4	186	206	90.3%	79.3%	75.9%	77.6%
% of case starts with a reported IOTN of 5	16	206	7.8%	14.3%	17.9%	16.7 %
% of concluded courses in receipt of dual-arch fixed appliances	0	172	N/A	64.8%	69.5%	72.9%
% of concluded courses where treatment was abandoned or discontinued	46	172	26.7%	13.6%	9.7%	8.7%
% of patients satisfied with the treatment they have received	2	2	100.0%	97.9%	95.2%	95.7%

\* Figures in italics indicate that the base number is less than 100.

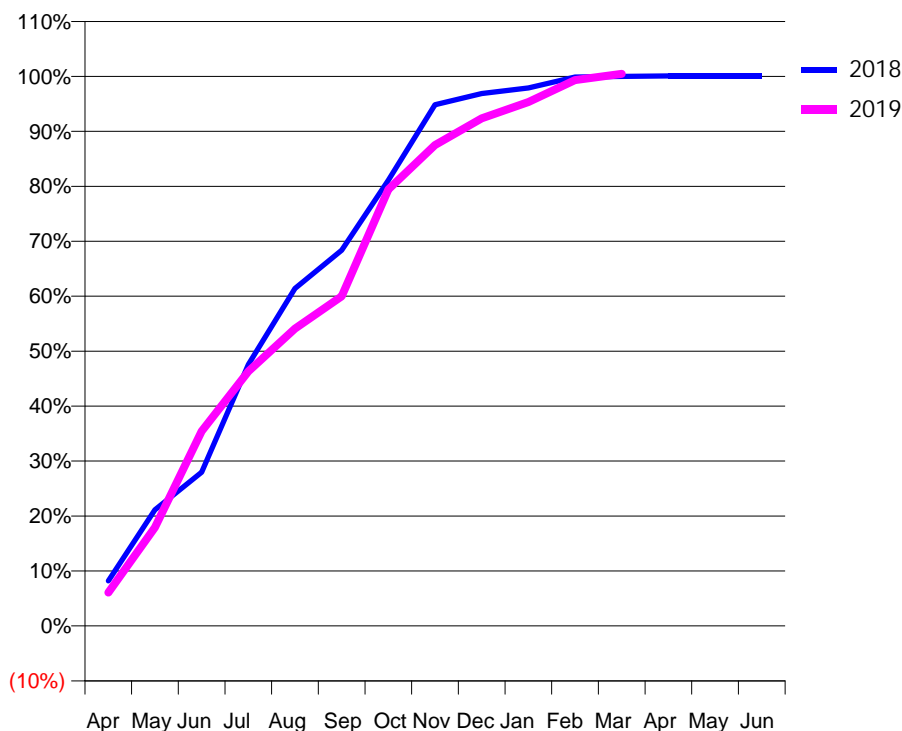
### Q57 - Vital Signs Orthodontic At a Glance Contract Report for 199559/0003 - March 2019

Name or company name	Parmar Dental	18/19 Contracted general activity (UDA)	0
Contract type name	GDS Contract	Carry forward general activity (UDA)	0
Purpose of contract	Orthodontic	18/19 Contracted orthodontic activity (UOA)	2,159
Contract start date	24/08/2011	Carry forward orthodontic activity (UOA)	-2
Contract end date		Baseline contract value	£135,830.59

ACCESS	Contract	England and Wales
24 month ratio of assessments to patient IDs	1.00	1.08

ACTIVITY	Contract
Contract assess and fit appliances (case starts) as a percentage of Area Team case starts	1.4 %

Cumulative percentage of contracted UOA delivered 2018 & 2019



Month	Adjusted Scheduled Activity (UOA)		
	2017	2018	2019
April	163	177	131
May	483	456	387
June	823	604	765
July	1,209	1,027	1,000
August	1,446	1,326	1,168
September	1,807	1,476	1,295
October	1,998	1,751	1,715
November	2,107	2,048	1,889
December	2,111	2,092	1,994
January	2,120	2,114	2,058
February	2,123	2,156	2,144
March	2,165	2,159	2,169
April	2,165	2,161	
May	2,165	2,161	
June	2,165	2,161	

#### QUANTITY METRICS (rolling 12 month period)

	Contract Quantity	Contract Base Number	Contract *	Area Team	Region	England
% of all assessments that were assess and fit appliances (case starts)	102	130	78.5%	61.3%	57.1%	59.2%
% of all assessments that were assess and refuse	20	130	15.4%	12.2%	11.5%	12.0%
% of all assessments that were assess and review	8	130	6.2%	26.5%	31.4%	28.8%
% of case starts with a reported IOTN of 3 and Aesthetic Component of 5 or below	0	102	N/A	0.0%	0.1%	0.1%
% of case starts with a reported IOTN of 3 and Aesthetic Component of 6 or above	0	102	N/A	3.8%	3.9%	3.9%
% of case starts with a reported IOTN of 4	91	102	89.2%	79.3%	75.9%	77.6%
% of case starts with a reported IOTN of 5	10	102	9.8%	14.3%	17.9%	16.7 %
% of concluded courses in receipt of dual-arch fixed appliances	1	91	1.1%	64.8%	69.5%	72.9%
% of concluded courses where treatment was abandoned or discontinued	3	91	3.3%	13.6%	9.7%	8.7%
% of patients satisfied with the treatment they have received	2	2	100.0%	97.9%	95.2%	95.7%

\* Figures in italics indicate that the base number is less than 100.



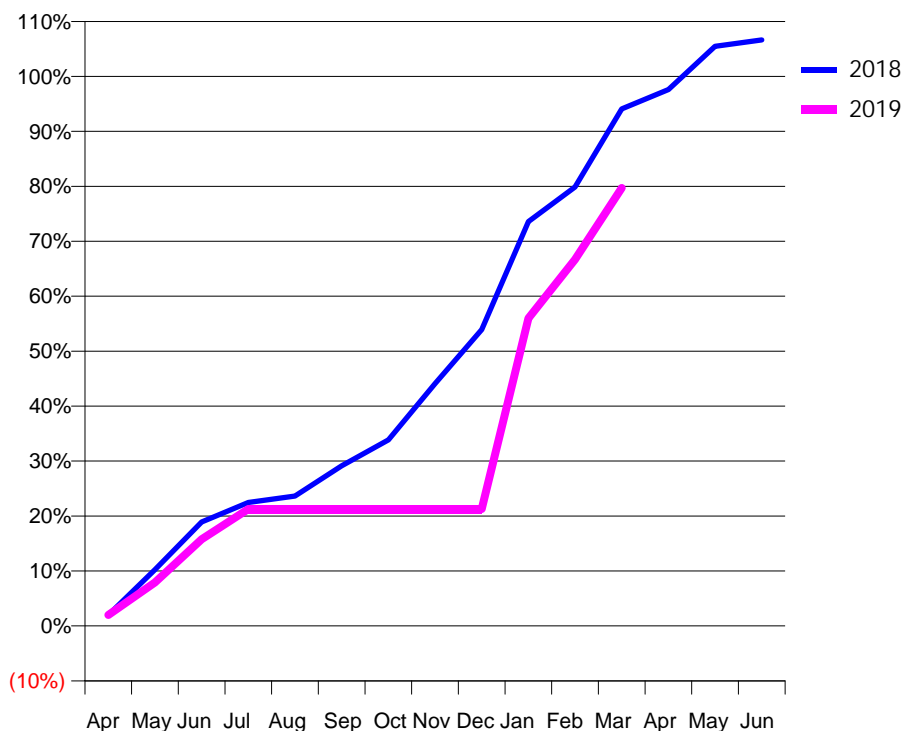
### Q57 - Vital Signs Orthodontic At a Glance Contract Report for 246190/0001 - March 2019

Name or company name	MR NM SHAH	18/19 Contracted general activity (UDA)	0
Contract type name	PDS Contract	Carry forward general activity (UDA)	0
Purpose of contract	Orthodontic	18/19 Contracted orthodontic activity (UOA)	5,340
Contract start date	01/04/2006	Carry forward orthodontic activity (UOA)	-107
Contract end date	24/07/2020	Baseline contract value	£312,476.92

ACCESS	Contract	England and Wales
24 month ratio of assessments to patient IDs	1.00	1.08

ACTIVITY	Contract
Contract assess and fit appliances (case starts) as a percentage of Area Team case starts	3.3 %

Cumulative percentage of contracted UOA delivered 2018 & 2019



Month	Adjusted Scheduled Activity (UOA)		
	2017	2018	2019
April	85	107	107
May	568	548	422
June	1,177	1,010	842
July	1,325	1,199	1,136
August	1,619	1,262	1,136
September	2,165	1,556	1,136
October	2,711	1,808	1,136
November	3,509	2,354	1,136
December	3,509	2,879	1,136
January	4,644	3,929	2,990
February	4,644	4,265	3,561
March	4,644	5,023	4,256
April	5,442	5,212	
May	5,463	5,632	
June	5,463	5,695	

#### QUANTITY METRICS (rolling 12 month period)

	Contract Quantity	Contract Base Number	Contract *	Area Team	Region	England
% of all assessments that were assess and fit appliances (case starts)	238	238	100.0%	61.3%	57.1%	59.2%
% of all assessments that were assess and refuse	0	238	0.0%	12.2%	11.5%	12.0%
% of all assessments that were assess and review	0	238	0.0%	26.5%	31.4%	28.8%
% of case starts with a reported IOTN of 3 and Aesthetic Component of 5 or below	0	238	N/A	0.0%	0.1%	0.1%
% of case starts with a reported IOTN of 3 and Aesthetic Component of 6 or above	0	238	N/A	3.8%	3.9%	3.9%
% of case starts with a reported IOTN of 4	172	238	72.3%	79.3%	75.9%	77.6%
% of case starts with a reported IOTN of 5	61	238	25.6%	14.3%	17.9%	16.7 %
% of concluded courses in receipt of dual-arch fixed appliances	181	206	87.9%	64.8%	69.5%	72.9%
% of concluded courses where treatment was abandoned or discontinued	9	206	4.4%	13.6%	9.7%	8.7%
% of patients satisfied with the treatment they have received	2	2	100.0%	97.9%	95.2%	95.7%

\* Figures in italics indicate that the base number is less than 100.

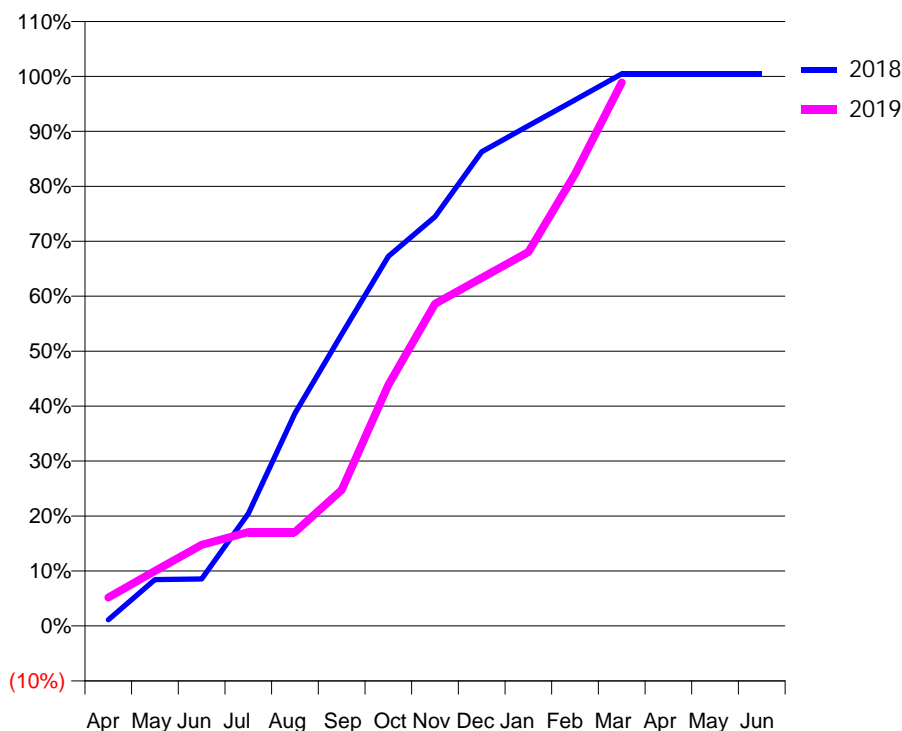
### Q57 - Vital Signs Orthodontic At a Glance Contract Report for 271187/0002 - March 2019

Name or company name	Harlow Dental Surgery	18/19 Contracted general activity (UDA)	0
Contract type name	GDS Contract	Carry forward general activity (UDA)	0
Purpose of contract	Orthodontic	18/19 Contracted orthodontic activity (UOA)	889
Contract start date	01/04/2015	Carry forward orthodontic activity (UOA)	-4
Contract end date		Baseline contract value	£56,021.12

ACCESS	Contract	England and Wales
24 month ratio of assessments to patient IDs	1.08	1.08

ACTIVITY	Contract
Contract assess and fit appliances (case starts) as a percentage of Area Team case starts	0.6 %

Cumulative percentage of contracted UOA delivered 2018 & 2019



Month	Adjusted Scheduled Activity (UOA)		
	2017	2018	2019
April	-32	10	46
May	94	75	89
June	94	76	131
July	158	182	152
August	182	344	152
September	395	472	220
October	500	598	390
November	647	662	521
December	710	767	563
January	731	809	605
February	731	851	731
March	899	893	879
April	899	893	
May	899	893	
June	899	893	

#### QUANTITY METRICS (rolling 12 month period)

	Contract Quantity	Contract Base Number	Contract *	Area Team	Region	England
% of all assessments that were assess and fit appliances (case starts)	41	55	74.5%	61.3%	57.1%	59.2%
% of all assessments that were assess and refuse	1	55	1.8%	12.2%	11.5%	12.0%
% of all assessments that were assess and review	13	55	23.6%	26.5%	31.4%	28.8%
% of case starts with a reported IOTN of 3 and Aesthetic Component of 5 or below	0	41	N/A	0.0%	0.1%	0.1%
% of case starts with a reported IOTN of 3 and Aesthetic Component of 6 or above	0	41	N/A	3.8%	3.9%	3.9%
% of case starts with a reported IOTN of 4	39	41	95.1%	79.3%	75.9%	77.6%
% of case starts with a reported IOTN of 5	2	41	4.9%	14.3%	17.9%	16.7%
% of concluded courses in receipt of dual-arch fixed appliances	3	10	30.0%	64.8%	69.5%	72.9%
% of concluded courses where treatment was abandoned or discontinued	5	10	50.0%	13.6%	9.7%	8.7%
% of patients satisfied with the treatment they have received	1	1	100.0%	97.9%	95.2%	95.7%

\* Figures in italics indicate that the base number is less than 100.

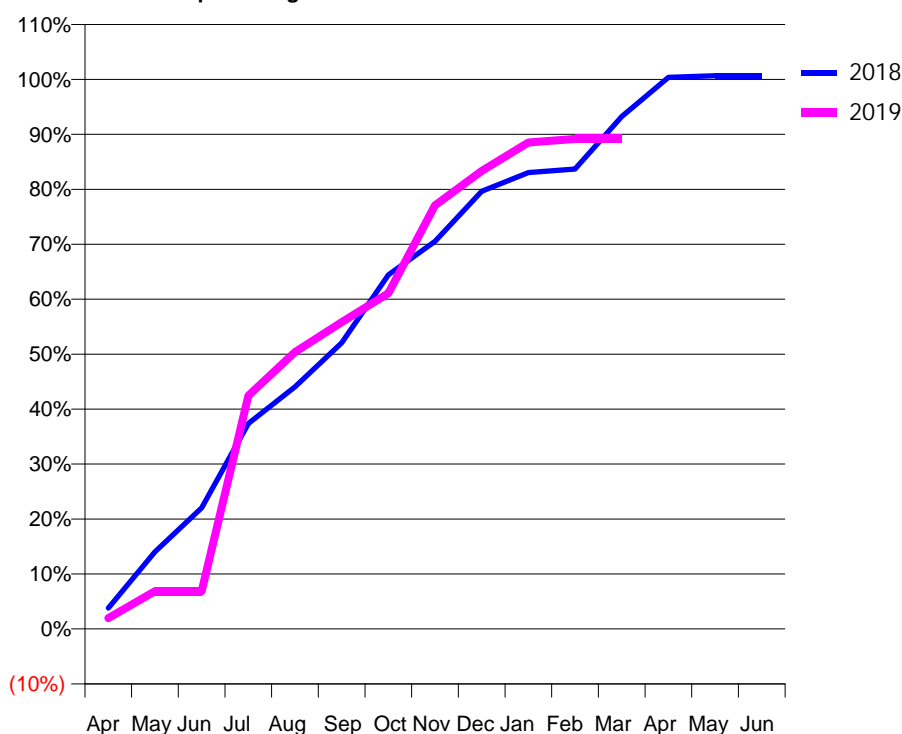
### Q57 - Vital Signs Orthodontic At a Glance Contract Report for 326275/0001 - March 2019

Name or company name	Colchester Orthodontic Centre	18/19 Contracted general activity (UDA)	0
Contract type name	PDS Contract	Carry forward general activity (UDA)	0
Purpose of contract	Orthodontic	18/19 Contracted orthodontic activity (UOA)	6,396
Contract start date	01/04/2006	Carry forward orthodontic activity (UOA)	-43
Contract end date	24/07/2020	Baseline contract value	£418,761.86

ACCESS	Contract	England and Wales
24 month ratio of assessments to patient IDs	1.03	1.08

ACTIVITY	Contract
Contract assess and fit appliances (case starts) as a percentage of Area Team case starts	4.0 %

Cumulative percentage of contracted UOA delivered 2018 & 2019



Month	Adjusted Scheduled Activity (UOA)		
	2017	2018	2019
April	679	243	127
May	1,671	898	438
June	2,438	1,408	438
July	2,798	2,391	2,716
August	3,171	2,818	3,222
September	3,681	3,330	3,571
October	3,837	4,122	3,908
November	4,448	4,509	4,930
December	4,739	5,094	5,329
January	5,080	5,311	5,661
February	5,438	5,352	5,701
March	6,032	5,962	5,701
April	6,425	6,418	
May	6,426	6,439	
June	6,426	6,439	

#### QUANTITY METRICS (rolling 12 month period)

	Contract Quantity	Contract Base Number	Contract *	Area Team	Region	England
% of all assessments that were assess and fit appliances (case starts)	283	523	54.1%	61.3%	57.1%	59.2%
% of all assessments that were assess and refuse	56	523	10.7%	12.2%	11.5%	12.0%
% of all assessments that were assess and review	184	523	35.2%	26.5%	31.4%	28.8%
% of case starts with a reported IOTN of 3 and Aesthetic Component of 5 or below	0	283	N/A	0.0%	0.1%	0.1%
% of case starts with a reported IOTN of 3 and Aesthetic Component of 6 or above	1	283	0.4%	3.8%	3.9%	3.9%
% of case starts with a reported IOTN of 4	210	283	74.2%	79.3%	75.9%	77.6%
% of case starts with a reported IOTN of 5	65	283	23.0%	14.3%	17.9%	16.7 %
% of concluded courses in receipt of dual-arch fixed appliances	136	144	94.4%	64.8%	69.5%	72.9%
% of concluded courses where treatment was abandoned or discontinued	7	144	4.9%	13.6%	9.7%	8.7%
% of patients satisfied with the treatment they have received	2	2	100.0%	97.9%	95.2%	95.7%

\* Figures in italics indicate that the base number is less than 100.

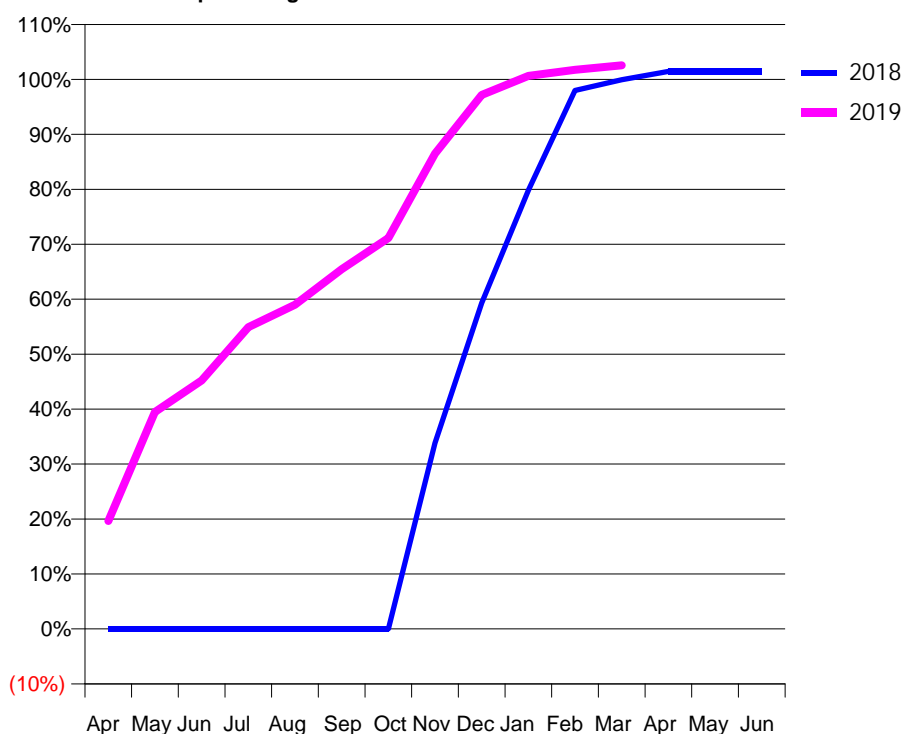
### Q57 - Vital Signs Orthodontic At a Glance Contract Report for 336084/0001 - March 2019

Name or company name	MR CA VAN DER MERWE	18/19 Contracted general activity (UDA)	17,359
Contract type name	GDS Contract	Carry forward general activity (UDA)	-196
Purpose of contract	General and Orthodontic	18/19 Contracted orthodontic activity (UOA)	2,870
Contract start date	01/04/2006	Carry forward orthodontic activity (UOA)	-22
Contract end date		Baseline contract value	£950,374.30

ACCESS	Contract	England and Wales
24 month ratio of assessments to patient IDs	1.27	1.08

ACTIVITY	Contract
Contract assess and fit appliances (case starts) as a percentage of Area Team case starts	1.8 %

Cumulative percentage of contracted UOA delivered 2018 & 2019



Month	Adjusted Scheduled Activity (UOA)		
	2017	2018	2019
April	0	0	564
May	0	0	1,133
June	0	0	1,298
July	0	0	1,576
August	0	0	1,693
September	0	0	1,879
October	0	0	2,042
November	0	518	2,482
December	0	908	2,789
January	0	1,222	2,888
February	0	1,500	2,920
March	0	1,530	2,943
April	0	1,553	
May	0	1,553	
June	0	1,553	

#### QUANTITY METRICS (rolling 12 month period)

	Contract Quantity	Contract Base Number	Contract *	Area Team	Region	England
% of all assessments that were assess and fit appliances (case starts)	128	418	30.6%	61.3%	57.1%	59.2%
% of all assessments that were assess and refuse	37	418	8.9%	12.2%	11.5%	12.0%
% of all assessments that were assess and review	253	418	60.5%	26.5%	31.4%	28.8%
% of case starts with a reported IOTN of 3 and Aesthetic Component of 5 or below	0	128	N/A	0.0%	0.1%	0.1%
% of case starts with a reported IOTN of 3 and Aesthetic Component of 6 or above	0	128	N/A	3.8%	3.9%	3.9%
% of case starts with a reported IOTN of 4	127	128	99.2%	79.3%	75.9%	77.6%
% of case starts with a reported IOTN of 5	1	128	0.8%	14.3%	17.9%	16.7 %
% of concluded courses in receipt of dual-arch fixed appliances	23	39	59.0%	64.8%	69.5%	72.9%
% of concluded courses where treatment was abandoned or discontinued	13	39	33.3%	13.6%	9.7%	8.7%
% of patients satisfied with the treatment they have received	6	6	100.0%	97.9%	95.2%	95.7%

\* Figures in italics indicate that the base number is less than 100.

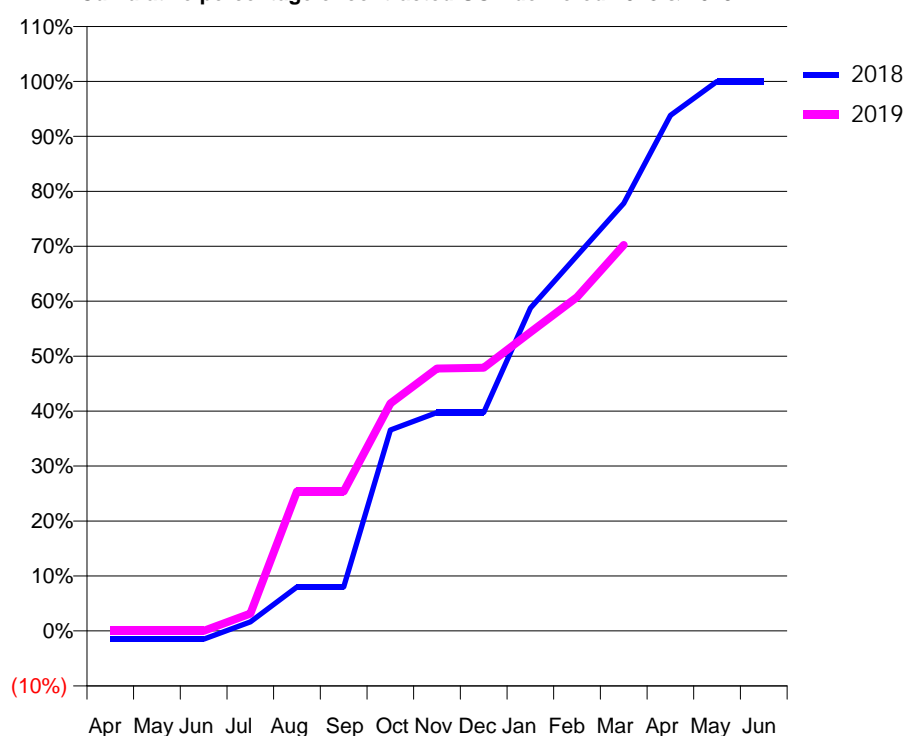
### Q57 - Vital Signs Orthodontic At a Glance Contract Report for 567140/0002 - March 2019

Name or company name	MR SA NAJEFI	18/19 Contracted general activity (UDA)	0
Contract type name	PDS Contract	Carry forward general activity (UDA)	0
Purpose of contract	Orthodontic	18/19 Contracted orthodontic activity (UOA)	662
Contract start date	01/04/2013	Carry forward orthodontic activity (UOA)	0
Contract end date	24/07/2020	Baseline contract value	£38,738.78

ACCESS	Contract	England and Wales
24 month ratio of assessments to patient IDs	1.04	1.08

ACTIVITY	Contract
Contract assess and fit appliances (case starts) as a percentage of Area Team case starts	0.4 %

Cumulative percentage of contracted UOA delivered 2018 & 2019



Month	Adjusted Scheduled Activity (UOA)		
	2017	2018	2019
April	0	-10	0
May	0	-10	0
June	0	-10	0
July	0	11	21
August	0	53	168
September	0	53	168
October	0	242	274
November	0	263	316
December	0	263	317
January	147	389	360
February	189	452	402
March	252	515	465
April	336	621	
May	652	662	
June	652	662	

#### QUANTITY METRICS (rolling 12 month period)

	Contract Quantity	Contract Base Number	Contract *	Area Team	Region	England
% of all assessments that were assess and fit appliances (case starts)	30	34	88.2%	61.3%	57.1%	59.2%
% of all assessments that were assess and refuse	2	34	5.9%	12.2%	11.5%	12.0%
% of all assessments that were assess and review	2	34	5.9%	26.5%	31.4%	28.8%
% of case starts with a reported IOTN of 3 and Aesthetic Component of 5 or below	0	30	<i>N/A</i>	0.0%	0.1%	0.1%
% of case starts with a reported IOTN of 3 and Aesthetic Component of 6 or above	1	30	3.3%	3.8%	3.9%	3.9%
% of case starts with a reported IOTN of 4	27	30	90.0%	79.3%	75.9%	77.6%
% of case starts with a reported IOTN of 5	0	30	<i>N/A</i>	14.3%	17.9%	16.7 %
% of concluded courses in receipt of dual-arch fixed appliances	1	37	2.7%	64.8%	69.5%	72.9%
% of concluded courses where treatment was abandoned or discontinued	5	37	13.5%	13.6%	9.7%	8.7%
% of patients satisfied with the treatment they have received	1	1	100.0%	97.9%	95.2%	95.7%

\* Figures in italics indicate that the base number is less than 100.

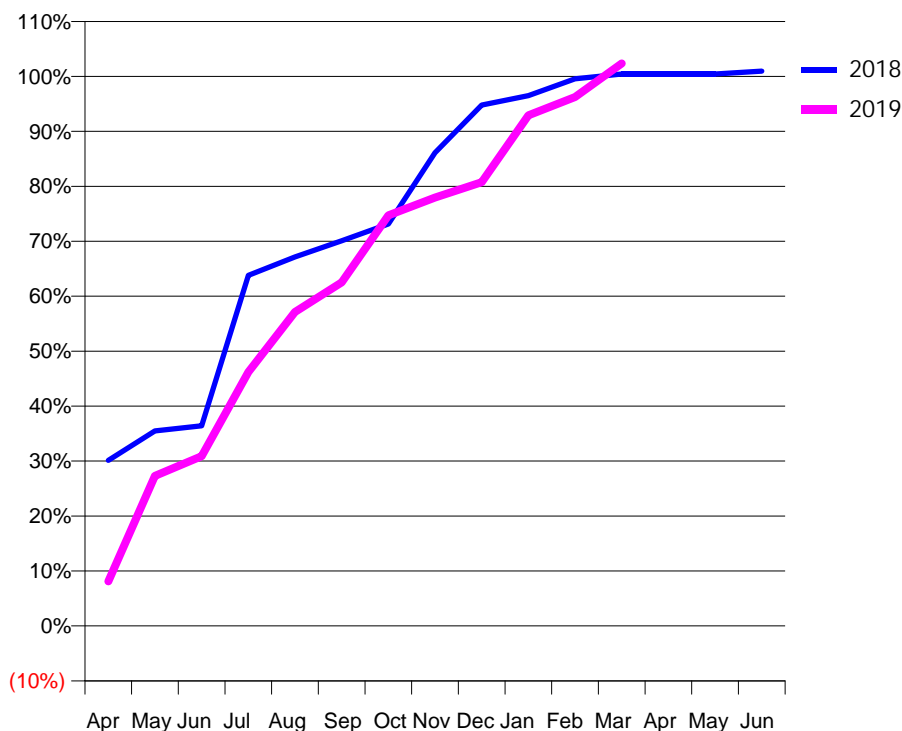
### Q57 - Vital Signs Orthodontic At a Glance Contract Report for 649694/0002 - March 2019

Name or company name	MR SB DENNY	18/19 Contracted general activity (UDA)	0
Contract type name	GDS Contract	Carry forward general activity (UDA)	0
Purpose of contract	Orthodontic	18/19 Contracted orthodontic activity (UOA)	3,962
Contract start date	02/11/2006	Carry forward orthodontic activity (UOA)	-38
Contract end date		Baseline contract value	£249,255.15

ACCESS	Contract	England and Wales
24 month ratio of assessments to patient IDs	1.12	1.08

ACTIVITY	Contract
Contract assess and fit appliances (case starts) as a percentage of Area Team case starts	2.7 %

Cumulative percentage of contracted UOA delivered 2018 & 2019



Month	Adjusted Scheduled Activity (UOA)		
	2017	2018	2019
April	890	1,194	322
May	1,132	1,406	1,082
June	1,165	1,443	1,223
July	1,369	2,527	1,830
August	1,543	2,660	2,264
September	1,833	2,776	2,476
October	2,142	2,898	2,960
November	2,857	3,411	3,089
December	3,122	3,755	3,199
January	3,324	3,823	3,681
February	3,624	3,944	3,813
March	3,971	3,979	4,055
April	4,047	3,979	
May	4,090	3,979	
June	4,111	4,000	

#### QUANTITY METRICS (rolling 12 month period)

	Contract Quantity	Contract Base Number	Contract *	Area Team	Region	England
% of all assessments that were assess and fit appliances (case starts)	194	388	50.0%	61.3%	57.1%	59.2%
% of all assessments that were assess and refuse	65	388	16.8%	12.2%	11.5%	12.0%
% of all assessments that were assess and review	129	388	33.2%	26.5%	31.4%	28.8%
% of case starts with a reported IOTN of 3 and Aesthetic Component of 5 or below	0	194	N/A	0.0%	0.1%	0.1%
% of case starts with a reported IOTN of 3 and Aesthetic Component of 6 or above	1	194	0.5%	3.8%	3.9%	3.9%
% of case starts with a reported IOTN of 4	157	194	80.9%	79.3%	75.9%	77.6%
% of case starts with a reported IOTN of 5	33	194	17.0%	14.3%	17.9%	16.7 %
% of concluded courses in receipt of dual-arch fixed appliances	0	39	N/A	64.8%	69.5%	72.9%
% of concluded courses where treatment was abandoned or discontinued	2	39	5.1%	13.6%	9.7%	8.7%
% of patients satisfied with the treatment they have received	5	5	100.0%	97.9%	95.2%	95.7%

\* Figures in italics indicate that the base number is less than 100.

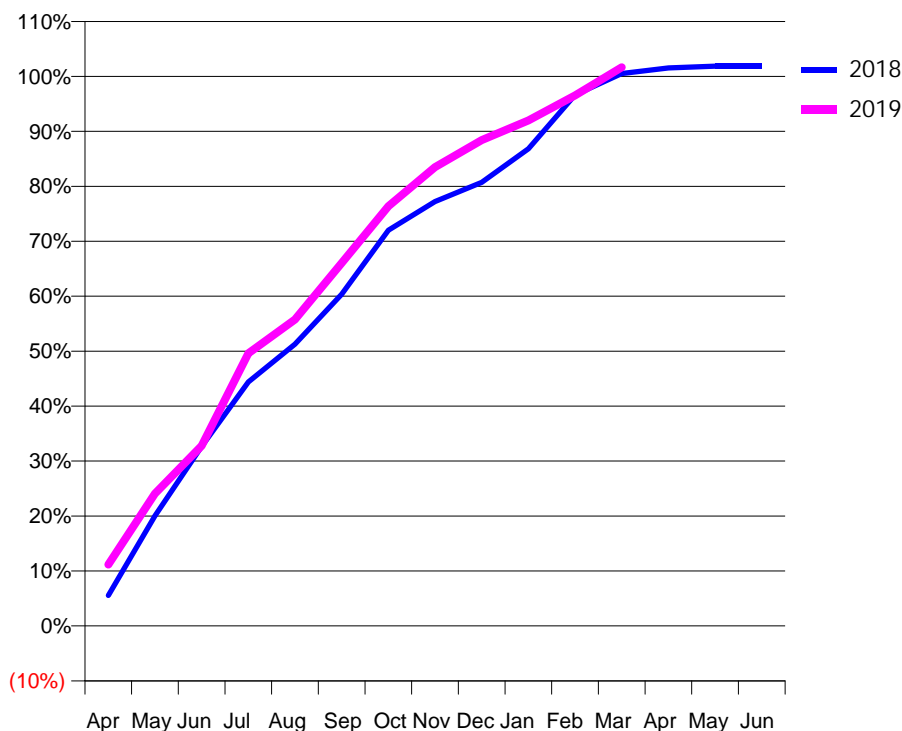
### Q57 - Vital Signs Orthodontic At a Glance Contract Report for 651184/0001 - March 2019

Name or company name	MR SJ JACKSON	18/19 Contracted general activity (UDA)	0
Contract type name	PDS Contract	Carry forward general activity (UDA)	0
Purpose of contract	Orthodontic	18/19 Contracted orthodontic activity (UOA)	6,562
Contract start date	01/04/2006	Carry forward orthodontic activity (UOA)	-122
Contract end date	24/07/2020	Baseline contract value	£427,022.51

ACCESS	Contract	England and Wales
24 month ratio of assessments to patient IDs	1.02	1.08

ACTIVITY	Contract
Contract assess and fit appliances (case starts) as a percentage of Area Team case starts	4.4 %

Cumulative percentage of contracted UOA delivered 2018 & 2019



Month	Adjusted Scheduled Activity (UOA)		
	2017	2018	2019
April	455	364	734
May	1,018	1,314	1,579
June	1,641	2,144	2,151
July	2,501	2,914	3,255
August	2,733	3,364	3,659
September	3,309	3,961	4,333
October	3,927	4,726	5,012
November	4,651	5,066	5,478
December	5,562	5,297	5,800
January	5,971	5,697	6,036
February	6,488	6,340	6,333
March	6,743	6,595	6,669
April	6,767	6,663	
May	6,767	6,684	
June	6,767	6,684	

### QUANTITY METRICS (rolling 12 month period)

	Contract Quantity	Contract Base Number	Contract *	Area Team	Region	England
% of all assessments that were assess and fit appliances (case starts)	316	371	85.2%	61.3%	57.1%	59.2%
% of all assessments that were assess and refuse	43	371	11.6%	12.2%	11.5%	12.0%
% of all assessments that were assess and review	12	371	3.2%	26.5%	31.4%	28.8%
% of case starts with a reported IOTN of 3 and Aesthetic Component of 5 or below	0	316	N/A	0.0%	0.1%	0.1%
% of case starts with a reported IOTN of 3 and Aesthetic Component of 6 or above	8	316	2.5%	3.8%	3.9%	3.9%
% of case starts with a reported IOTN of 4	260	316	82.3%	79.3%	75.9%	77.6%
% of case starts with a reported IOTN of 5	47	316	14.9%	14.3%	17.9%	16.7 %
% of concluded courses in receipt of dual-arch fixed appliances	300	313	95.8%	64.8%	69.5%	72.9%
% of concluded courses where treatment was abandoned or discontinued	8	313	2.6%	13.6%	9.7%	8.7%
% of patients satisfied with the treatment they have received	7	7	100.0%	97.9%	95.2%	95.7%

\* Figures in italics indicate that the base number is less than 100.

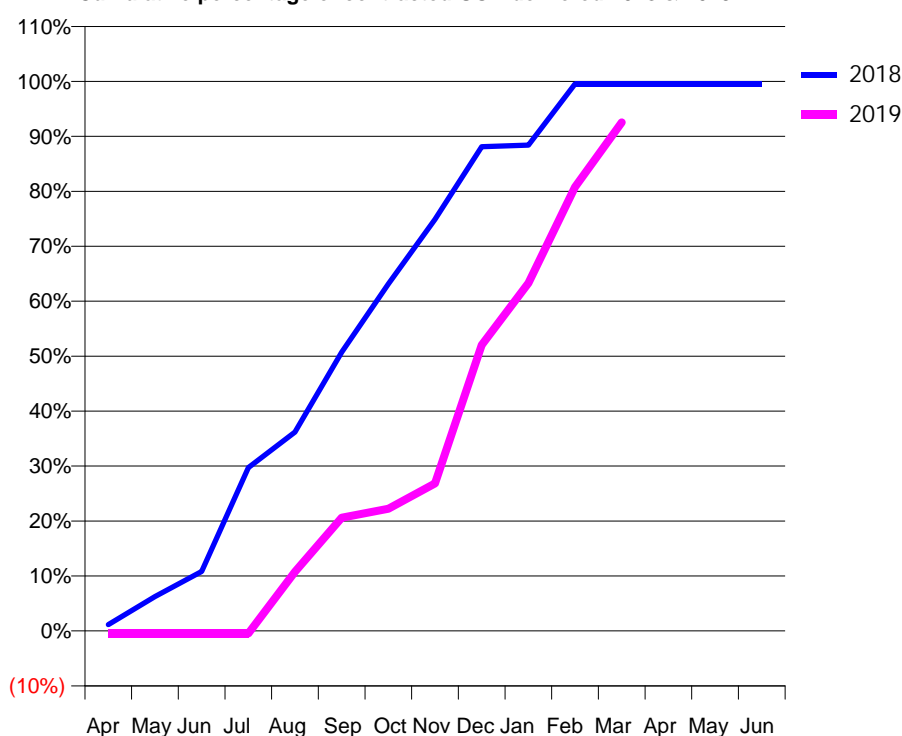
### Q57 - Vital Signs Orthodontic At a Glance Contract Report for 737968/0001 - March 2019

Name or company name	Evergreen Dentistry	18/19 Contracted general activity (UDA)	0
Contract type name	PDS Contract	Carry forward general activity (UDA)	0
Purpose of contract	Orthodontic	18/19 Contracted orthodontic activity (UOA)	2,766
Contract start date	01/04/2006	Carry forward orthodontic activity (UOA)	13
Contract end date	24/07/2020	Baseline contract value	£182,876.60

ACCESS	Contract	England and Wales
24 month ratio of assessments to patient IDs	1.34	1.08

ACTIVITY	Contract
Contract assess and fit appliances (case starts) as a percentage of Area Team case starts	1.5 %

Cumulative percentage of contracted UOA delivered 2018 & 2019



Month	Adjusted Scheduled Activity (UOA)		
	2017	2018	2019
April	-32	32	-13
May	-32	173	-13
June	-9	300	-13
July	295	822	-13
August	347	1,001	298
September	908	1,403	570
October	1,133	1,747	615
November	1,366	2,072	743
December	1,551	2,437	1,439
January	1,840	2,445	1,751
February	2,290	2,753	2,234
March	2,557	2,753	2,560
April	2,653	2,753	
May	2,653	2,753	
June	2,653	2,753	

#### QUANTITY METRICS (rolling 12 month period)

	Contract Quantity	Contract Base Number	Contract *	Area Team	Region	England
% of all assessments that were assess and fit appliances (case starts)	109	415	26.3%	61.3%	57.1%	59.2%
% of all assessments that were assess and refuse	15	415	3.6%	12.2%	11.5%	12.0%
% of all assessments that were assess and review	291	415	70.1%	26.5%	31.4%	28.8%
% of case starts with a reported IOTN of 3 and Aesthetic Component of 5 or below	0	109	N/A	0.0%	0.1%	0.1%
% of case starts with a reported IOTN of 3 and Aesthetic Component of 6 or above	1	109	0.9%	3.8%	3.9%	3.9%
% of case starts with a reported IOTN of 4	91	109	83.5%	79.3%	75.9%	77.6%
% of case starts with a reported IOTN of 5	17	109	15.6%	14.3%	17.9%	16.7 %
% of concluded courses in receipt of dual-arch fixed appliances	0	0	N/A	64.8%	69.5%	72.9%
% of concluded courses where treatment was abandoned or discontinued	0	0	N/A	13.6%	9.7%	8.7%
% of patients satisfied with the treatment they have received	1	1	100.0%	97.9%	95.2%	95.7%

\* Figures in italics indicate that the base number is less than 100.



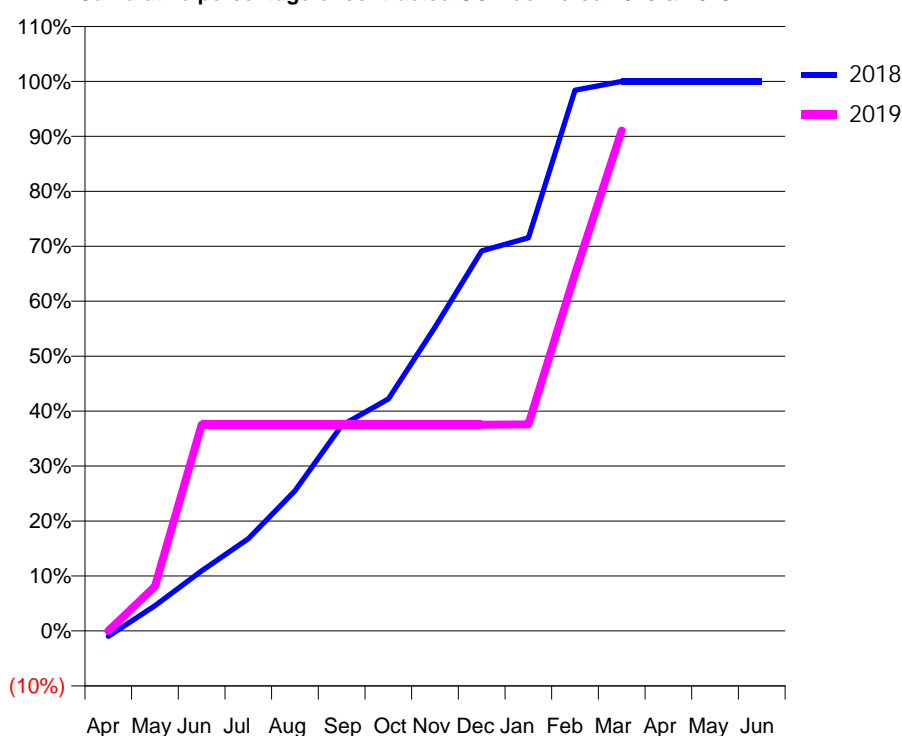
### Q57 - Vital Signs Orthodontic At a Glance Contract Report for 739553/0001 - March 2019

Name or company name	Evergreen Dentistry	18/19 Contracted general activity (UDA)	0
Contract type name	PDS Contract	Carry forward general activity (UDA)	0
Purpose of contract	Orthodontic	18/19 Contracted orthodontic activity (UOA)	2,616
Contract start date	01/04/2006	Carry forward orthodontic activity (UOA)	0
Contract end date	24/07/2020	Baseline contract value	£172,996.50

ACCESS	Contract	England and Wales
24 month ratio of assessments to patient IDs	1.41	1.08

ACTIVITY	Contract
Contract assess and fit appliances (case starts) as a percentage of Area Team case starts	1.5 %

Cumulative percentage of contracted UOA delivered 2018 & 2019



Month	Adjusted Scheduled Activity (UOA)		
	2017	2018	2019
April	-17	-26	0
May	-17	120	212
June	-17	286	982
July	25	439	982
August	25	667	982
September	496	978	982
October	1,021	1,104	982
November	1,530	1,446	982
December	1,759	1,809	982
January	1,767	1,872	983
February	2,197	2,574	1,699
March	2,559	2,616	2,382
April	2,560	2,616	
May	2,560	2,616	
June	2,560	2,616	

#### QUANTITY METRICS (rolling 12 month period)

	Contract Quantity	Contract Base Number	Contract *	Area Team	Region	England
% of all assessments that were assess and fit appliances (case starts)	108	222	48.6%	61.3%	57.1%	59.2%
% of all assessments that were assess and refuse	4	222	1.8%	12.2%	11.5%	12.0%
% of all assessments that were assess and review	110	222	49.5%	26.5%	31.4%	28.8%
% of case starts with a reported IOTN of 3 and Aesthetic Component of 5 or below	0	108	N/A	0.0%	0.1%	0.1%
% of case starts with a reported IOTN of 3 and Aesthetic Component of 6 or above	0	108	N/A	3.8%	3.9%	3.9%
% of case starts with a reported IOTN of 4	95	108	88.0%	79.3%	75.9%	77.6%
% of case starts with a reported IOTN of 5	13	108	12.0%	14.3%	17.9%	16.7 %
% of concluded courses in receipt of dual-arch fixed appliances	0	65	N/A	64.8%	69.5%	72.9%
% of concluded courses where treatment was abandoned or discontinued	3	65	4.6%	13.6%	9.7%	8.7%
% of patients satisfied with the treatment they have received	1	1	100.0%	97.9%	95.2%	95.7%

\* Figures in italics indicate that the base number is less than 100.

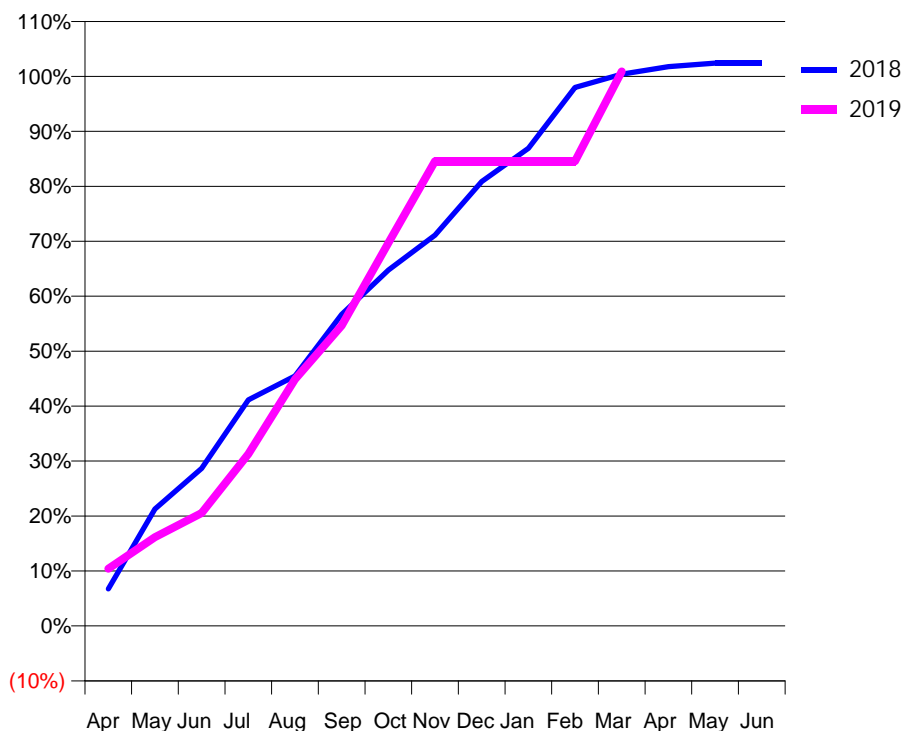
### Q57 - Vital Signs Orthodontic At a Glance Contract Report for 825948/0008 - March 2019

Name or company name	MR JK KOTECHEA	18/19 Contracted general activity (UDA)	0
Contract type name	PDS Contract	Carry forward general activity (UDA)	0
Purpose of contract	Orthodontic	18/19 Contracted orthodontic activity (UOA)	6,239
Contract start date	01/04/2013	Carry forward orthodontic activity (UOA)	-125
Contract end date	24/07/2020	Baseline contract value	£387,957.43

ACCESS	Contract	England and Wales
24 month ratio of assessments to patient IDs	1.01	1.08

ACTIVITY	Contract
Contract assess and fit appliances (case starts) as a percentage of Area Team case starts	4.2 %

Cumulative percentage of contracted UOA delivered 2018 & 2019



Month	Adjusted Scheduled Activity (UOA)		
	2017	2018	2019
April	1,139	423	651
May	2,262	1,331	1,008
June	2,609	1,795	1,281
July	3,426	2,575	1,953
August	3,903	2,848	2,798
September	4,347	3,549	3,411
October	4,830	4,053	4,349
November	5,208	4,452	5,276
December	5,613	5,062	5,276
January	6,117	5,441	5,276
February	6,309	6,134	5,276
March	6,373	6,285	6,295
April	6,374	6,370	
May	6,374	6,412	
June	6,374	6,412	

#### QUANTITY METRICS (rolling 12 month period)

	Contract Quantity	Contract Base Number	Contract *	Area Team	Region	England
% of all assessments that were assess and fit appliances (case starts)	304	433	70.2%	61.3%	57.1%	59.2%
% of all assessments that were assess and refuse	58	433	13.4%	12.2%	11.5%	12.0%
% of all assessments that were assess and review	71	433	16.4%	26.5%	31.4%	28.8%
% of case starts with a reported IOTN of 3 and Aesthetic Component of 5 or below	0	304	N/A	0.0%	0.1%	0.1%
% of case starts with a reported IOTN of 3 and Aesthetic Component of 6 or above	29	304	9.5%	3.8%	3.9%	3.9%
% of case starts with a reported IOTN of 4	213	304	70.1%	79.3%	75.9%	77.6%
% of case starts with a reported IOTN of 5	61	304	20.1%	14.3%	17.9%	16.7 %
% of concluded courses in receipt of dual-arch fixed appliances	154	210	73.3%	64.8%	69.5%	72.9%
% of concluded courses where treatment was abandoned or discontinued	30	210	14.3%	13.6%	9.7%	8.7%
% of patients satisfied with the treatment they have received	2	2	100.0%	97.9%	95.2%	95.7%

\* Figures in italics indicate that the base number is less than 100.

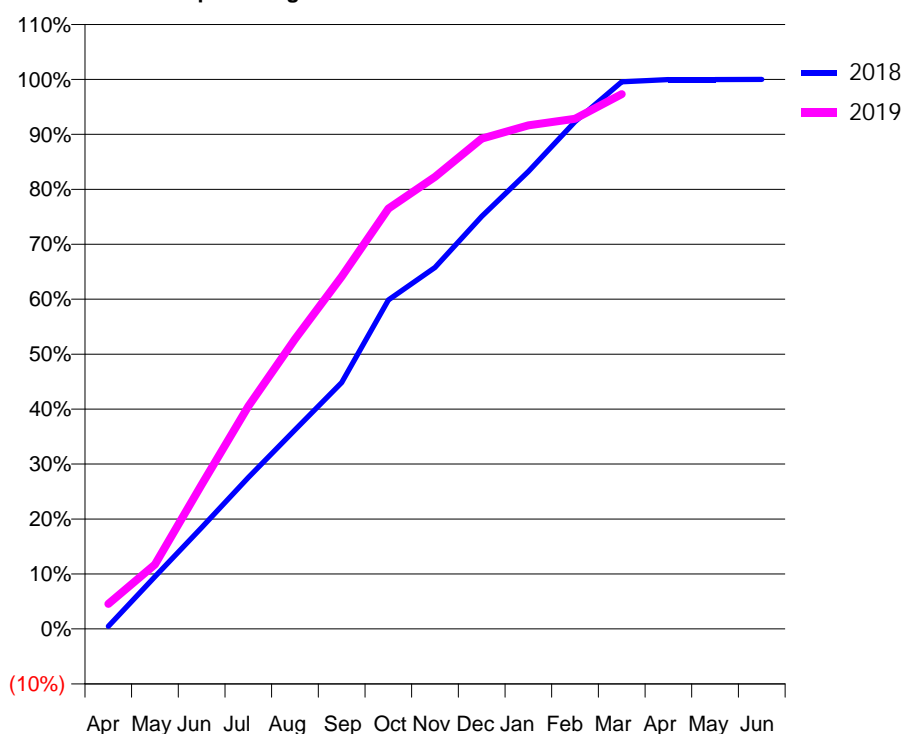
### Q57 - Vital Signs Orthodontic At a Glance Contract Report for 890944/0003 - March 2019

Name or company name	MR AF CLOUGH	18/19 Contracted general activity (UDA)	0
Contract type name	PDS Contract	Carry forward general activity (UDA)	0
Purpose of contract	Orthodontic	18/19 Contracted orthodontic activity (UOA)	4,896
Contract start date	01/10/2006	Carry forward orthodontic activity (UOA)	0
Contract end date	24/07/2020	Baseline contract value	£321,255.49

ACCESS	Contract	England and Wales
24 month ratio of assessments to patient IDs	1.06	1.08

ACTIVITY	Contract
Contract assess and fit appliances (case starts) as a percentage of Area Team case starts	3.2 %

Cumulative percentage of contracted UOA delivered 2018 & 2019



Month	Adjusted Scheduled Activity (UOA)		
	2017	2018	2019
April	119	24	223
May	119	464	574
June	140	900	1,285
July	140	1,345	1,984
August	1,142	1,766	2,581
September	1,812	2,186	3,140
October	2,410	2,918	3,745
November	2,979	3,207	4,027
December	3,532	3,660	4,368
January	3,931	4,058	4,486
February	4,492	4,499	4,545
March	4,857	4,853	4,764
April	4,874	4,873	
May	4,874	4,874	
June	4,874	4,875	

#### QUANTITY METRICS (rolling 12 month period)

	Contract Quantity	Contract Base Number	Contract *	Area Team	Region	England
% of all assessments that were assess and fit appliances (case starts)	228	415	54.9%	61.3%	57.1%	59.2%
% of all assessments that were assess and refuse	136	415	32.8%	12.2%	11.5%	12.0%
% of all assessments that were assess and review	51	415	12.3%	26.5%	31.4%	28.8%
% of case starts with a reported IOTN of 3 and Aesthetic Component of 5 or below	1	228	0.4%	0.0%	0.1%	0.1%
% of case starts with a reported IOTN of 3 and Aesthetic Component of 6 or above	0	228	N/A	3.8%	3.9%	3.9%
% of case starts with a reported IOTN of 4	190	228	83.3%	79.3%	75.9%	77.6%
% of case starts with a reported IOTN of 5	37	228	16.2%	14.3%	17.9%	16.7 %
% of concluded courses in receipt of dual-arch fixed appliances	0	229	N/A	64.8%	69.5%	72.9%
% of concluded courses where treatment was abandoned or discontinued	7	229	3.1%	13.6%	9.7%	8.7%
% of patients satisfied with the treatment they have received	3	3	100.0%	97.9%	95.2%	95.7%

\* Figures in italics indicate that the base number is less than 100.

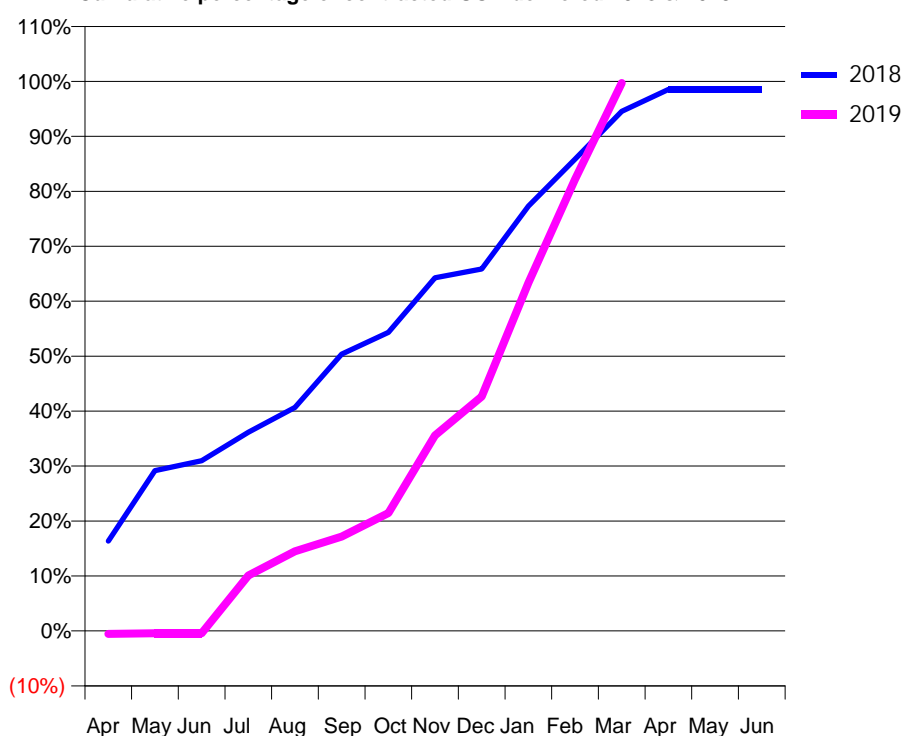
### Q57 - Vital Signs Orthodontic At a Glance Contract Report for 913324/0003 - March 2019

Name or company name	Dr C Bentley & Dr S Sedani	18/19 Contracted general activity (UDA)	0
Contract type name	GDS Contract	Carry forward general activity (UDA)	0
Purpose of contract	Orthodontic	18/19 Contracted orthodontic activity (UOA)	2,669
Contract start date	01/04/2015	Carry forward orthodontic activity (UOA)	39
Contract end date		Baseline contract value	£172,795.41

ACCESS	Contract	England and Wales
24 month ratio of assessments to patient IDs	1.25	1.08

ACTIVITY	Contract
Contract assess and fit appliances (case starts) as a percentage of Area Team case starts	1.6 %

Cumulative percentage of contracted UOA delivered 2018 & 2019



Month	Adjusted Scheduled Activity (UOA)		
	2017	2018	2019
April	53	436	-15
May	53	778	-12
June	53	827	-12
July	53	965	269
August	53	1,085	387
September	53	1,344	458
October	53	1,450	573
November	53	1,715	949
December	53	1,758	1,138
January	53	2,063	1,691
February	53	2,291	2,193
March	53	2,524	2,661
April	53	2,630	
May	53	2,630	
June	53	2,630	

#### QUANTITY METRICS (rolling 12 month period)

	Contract Quantity	Contract Base Number	Contract *	Area Team	Region	England
% of all assessments that were assess and fit appliances (case starts)	117	466	25.1%	61.3%	57.1%	59.2%
% of all assessments that were assess and refuse	71	466	15.2%	12.2%	11.5%	12.0%
% of all assessments that were assess and review	278	466	59.7%	26.5%	31.4%	28.8%
% of case starts with a reported IOTN of 3 and Aesthetic Component of 5 or below	0	117	N/A	0.0%	0.1%	0.1%
% of case starts with a reported IOTN of 3 and Aesthetic Component of 6 or above	19	117	16.2%	3.8%	3.9%	3.9%
% of case starts with a reported IOTN of 4	95	117	81.2%	79.3%	75.9%	77.6%
% of case starts with a reported IOTN of 5	3	117	2.6%	14.3%	17.9%	16.7 %
% of concluded courses in receipt of dual-arch fixed appliances	0	96	N/A	64.8%	69.5%	72.9%
% of concluded courses where treatment was abandoned or discontinued	20	96	20.8%	13.6%	9.7%	8.7%
% of patients satisfied with the treatment they have received	2	2	100.0%	97.9%	95.2%	95.7%

\* Figures in italics indicate that the base number is less than 100.

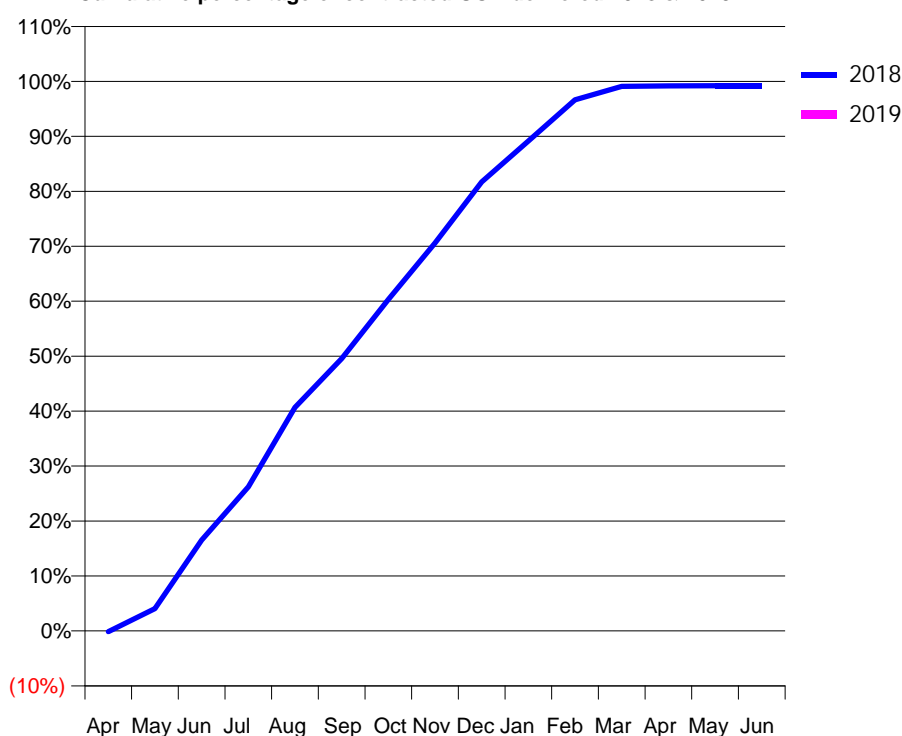
### Q57 - Vital Signs Orthodontic At a Glance Contract Report for 913839/0001 - March 2019

Name or company name	MR PM PRABHAKAR RAO	18/19 Contracted general activity (UDA)	0
Contract type name	PDS Contract	Carry forward general activity (UDA)	0
Purpose of contract	Orthodontic	18/19 Contracted orthodontic activity (UOA)	0
Contract start date	01/04/2006	Carry forward orthodontic activity (UOA)	0
Contract end date	31/05/2018	Baseline contract value	£77,126.04

ACCESS	Contract	England and Wales
24 month ratio of assessments to patient IDs	1.05	1.08

ACTIVITY	Contract
Contract assess and fit appliances (case starts) as a percentage of Area Team case starts	0.0 %

Cumulative percentage of contracted UOA delivered 2018 & 2019



Month	Adjusted Scheduled Activity (UOA)		
	2017	2018	2019
April	-12	-11	0
May	736	285	10
June	1,348	1,157	16
July	2,147	1,836	16
August	3,261	2,848	16
September	3,685	3,468	16
October	4,460	4,223	16
November	4,911	4,940	16
December	5,569	5,719	16
January	6,019	6,241	16
February	6,218	6,764	16
March	6,508	6,937	16
April	6,899	6,942	
May	6,968	6,945	
June	6,989	6,945	

### QUANTITY METRICS (rolling 12 month period)

	Contract Quantity	Contract Base Number	Contract *	Area Team	Region	England
% of all assessments that were assess and fit appliances (case starts)	0	25	0.0%	61.3%	57.1%	59.2%
% of all assessments that were assess and refuse	6	25	24.0%	12.2%	11.5%	12.0%
% of all assessments that were assess and review	19	25	76.0%	26.5%	31.4%	28.8%
% of case starts with a reported IOTN of 3 and Aesthetic Component of 5 or below	0	0	N/A	0.0%	0.1%	0.1%
% of case starts with a reported IOTN of 3 and Aesthetic Component of 6 or above	0	0	N/A	3.8%	3.9%	3.9%
% of case starts with a reported IOTN of 4	0	0	N/A	79.3%	75.9%	77.6%
% of case starts with a reported IOTN of 5	0	0	N/A	14.3%	17.9%	16.7 %
% of concluded courses in receipt of dual-arch fixed appliances	130	595	21.8%	64.8%	69.5%	72.9%
% of concluded courses where treatment was abandoned or discontinued	440	595	73.9%	13.6%	9.7%	8.7%
% of patients satisfied with the treatment they have received	0	0	N/A	97.9%	95.2%	95.7%

\* Figures in italics indicate that the base number is less than 100.

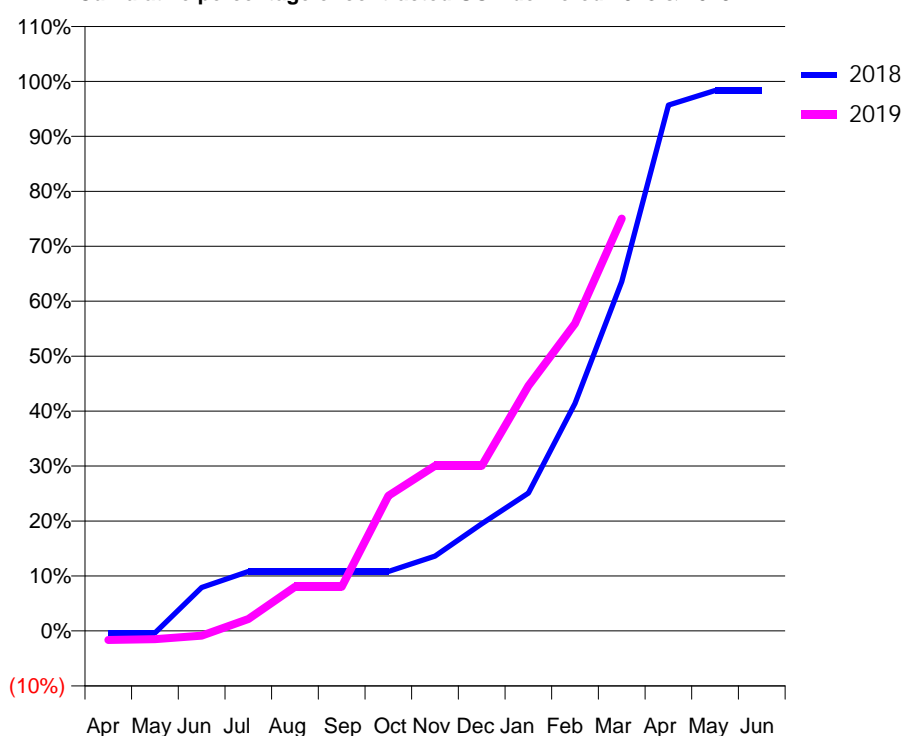
### Q58 - Vital Signs Orthodontic At a Glance Contract Report for 100041/0000 - March 2019

Name or company name	2:30 Ltd	18/19 Contracted general activity (UDA)	31,550
Contract type name	GDS Contract	Carry forward general activity (UDA)	557
Purpose of contract	General and Orthodontic	18/19 Contracted orthodontic activity (UOA)	785
Contract start date	01/04/2016	Carry forward orthodontic activity (UOA)	13
Contract end date		Baseline contract value	£958,878.10

ACCESS	Contract	England and Wales
24 month ratio of assessments to patient IDs	1.02	1.08

ACTIVITY	Contract
Contract assess and fit appliances (case starts) as a percentage of Area Team case starts	0.3 %

Cumulative percentage of contracted UOA delivered 2018 & 2019



Month	Adjusted Scheduled Activity (UOA)		
	2017	2018	2019
April	0	-3	-13
May	1	-3	-12
June	1	62	-7
July	27	85	17
August	33	85	63
September	99	85	63
October	188	85	193
November	212	107	236
December	241	153	236
January	263	197	350
February	329	325	439
March	457	499	589
April	761	751	
May	782	772	
June	782	772	

### QUANTITY METRICS (rolling 12 month period)

	Contract Quantity	Contract Base Number	Contract *	Area Team	Region	England
% of all assessments that were assess and fit appliances (case starts)	40	75	53.3%	62.9%	57.1%	59.2%
% of all assessments that were assess and refuse	4	75	5.3%	11.2%	11.5%	12.0%
% of all assessments that were assess and review	31	75	41.3%	25.9%	31.4%	28.8%
% of case starts with a reported IOTN of 3 and Aesthetic Component of 5 or below	0	40	<i>N/A</i>	0.2%	0.1%	0.1%
% of case starts with a reported IOTN of 3 and Aesthetic Component of 6 or above	0	40	<i>N/A</i>	5.2%	3.9%	3.9%
% of case starts with a reported IOTN of 4	38	40	95.0%	75.7%	75.9%	77.6%
% of case starts with a reported IOTN of 5	2	40	5.0%	18.4%	17.9%	16.7 %
% of concluded courses in receipt of dual-arch fixed appliances	0	0	<i>N/A</i>	67.8%	69.5%	72.9%
% of concluded courses where treatment was abandoned or discontinued	0	0	<i>N/A</i>	9.5%	9.7%	8.7%
% of patients satisfied with the treatment they have received	0	0	<i>N/A</i>	97.3%	95.2%	95.7%

\* Figures in italics indicate that the base number is less than 100.

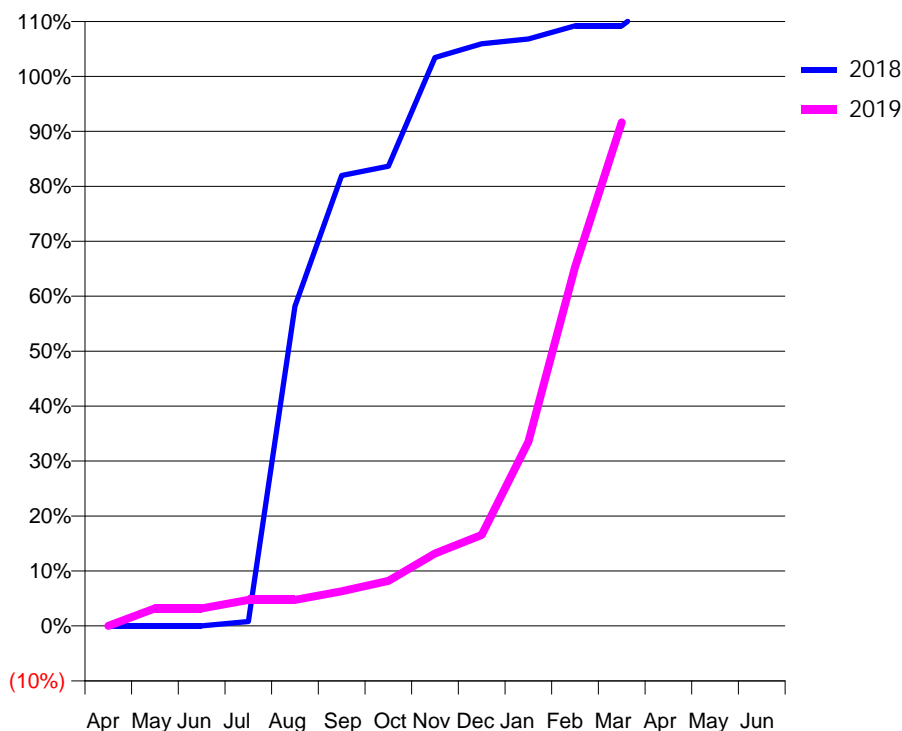
### Q58 - Vital Signs Orthodontic At a Glance Contract Report for 100309/0000 - March 2019

Name or company name	MRS AA SOYOMBO	18/19 Contracted general activity (UDA)	0
Contract type name	PDS Contract	Carry forward general activity (UDA)	0
Purpose of contract	Orthodontic	18/19 Contracted orthodontic activity (UOA)	2,700
Contract start date	01/02/2017	Carry forward orthodontic activity (UOA)	0
Contract end date	31/03/2019	Baseline contract value	£180,038.45

ACCESS	Contract	England and Wales
24 month ratio of assessments to patient IDs	1.14	1.08

ACTIVITY	Contract
Contract assess and fit appliances (case starts) as a percentage of Area Team case starts	0.8 %

Cumulative percentage of contracted UOA delivered 2018 & 2019



Month	Adjusted Scheduled Activity (UOA)		
	2017	2018	2019
April	0	0	0
May	0	0	86
June	0	0	86
July	0	22	128
August	0	1,571	128
September	0	2,213	171
October	0	2,259	222
November	0	2,793	356
December	0	2,860	447
January	0	2,884	905
February	0	2,948	1,762
March	0	2,948	2,474
April	0	3,121	
May	0	3,121	
June	0	3,121	

#### QUANTITY METRICS (rolling 12 month period)

	Contract Quantity	Contract Base Number	Contract *	Area Team	Region	England
% of all assessments that were assess and fit appliances (case starts)	119	287	41.5%	62.9%	57.1%	59.2%
% of all assessments that were assess and refuse	13	287	4.5%	11.2%	11.5%	12.0%
% of all assessments that were assess and review	155	287	54.0%	25.9%	31.4%	28.8%
% of case starts with a reported IOTN of 3 and Aesthetic Component of 5 or below	0	119	N/A	0.2%	0.1%	0.1%
% of case starts with a reported IOTN of 3 and Aesthetic Component of 6 or above	1	119	0.8%	5.2%	3.9%	3.9%
% of case starts with a reported IOTN of 4	113	119	95.0%	75.7%	75.9%	77.6%
% of case starts with a reported IOTN of 5	3	119	2.5%	18.4%	17.9%	16.7 %
% of concluded courses in receipt of dual-arch fixed appliances	13	17	76.5%	67.8%	69.5%	72.9%
% of concluded courses where treatment was abandoned or discontinued	3	17	17.6%	9.5%	9.7%	8.7%
% of patients satisfied with the treatment they have received	0	0	N/A	97.3%	95.2%	95.7%

\* Figures in italics indicate that the base number is less than 100.

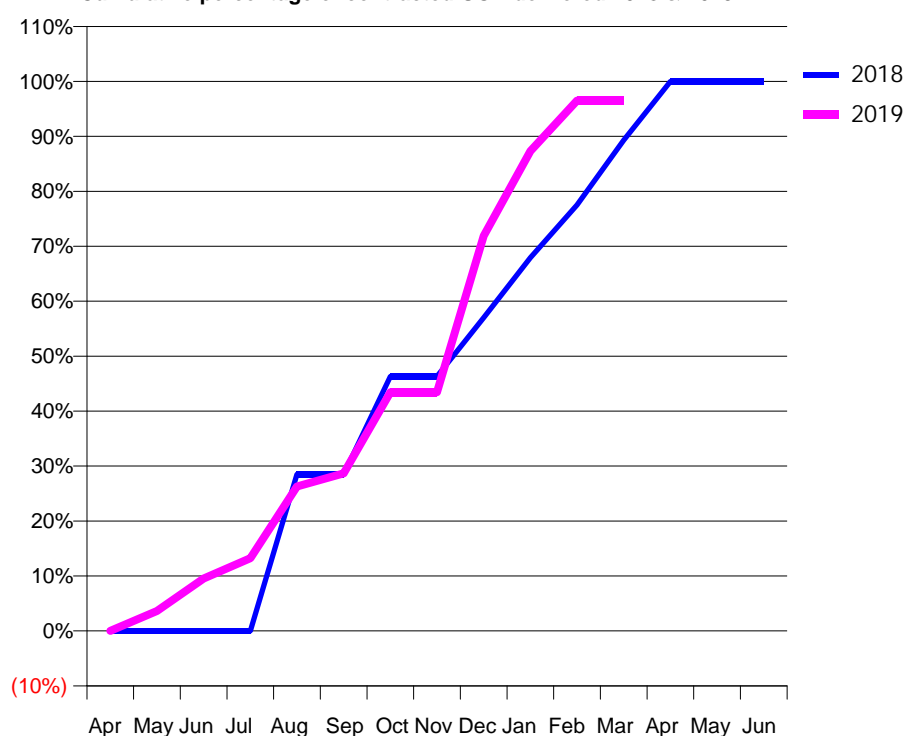
### Q58 - Vital Signs Orthodontic At a Glance Contract Report for 100339/0000 - March 2019

Name or company name	Oradi Ltd	18/19 Contracted general activity (UDA)	0
Contract type name	PDS Contract	Carry forward general activity (UDA)	0
Purpose of contract	Orthodontic	18/19 Contracted orthodontic activity (UOA)	1,768
Contract start date	01/04/2017	Carry forward orthodontic activity (UOA)	0
Contract end date	31/03/2026	Baseline contract value	£119,112.06

ACCESS	Contract	England and Wales
24 month ratio of assessments to patient IDs	1.12	1.08

ACTIVITY	Contract
Contract assess and fit appliances (case starts) as a percentage of Area Team case starts	0.6 %

Cumulative percentage of contracted UOA delivered 2018 & 2019



Month	Adjusted Scheduled Activity (UOA)		
	2017	2018	2019
April	0	0	0
May	0	0	64
June	0	0	169
July	0	0	234
August	0	504	465
September	0	504	507
October	0	819	768
November	0	819	768
December	0	1,008	1,271
January	0	1,201	1,544
February	0	1,370	1,706
March	0	1,579	1,706
April	0	1,768	
May	0	1,768	
June	0	1,768	

#### QUANTITY METRICS (rolling 12 month period)

	Contract Quantity	Contract Base Number	Contract *	Area Team	Region	England
% of all assessments that were assess and fit appliances (case starts)	88	135	65.2%	62.9%	57.1%	59.2%
% of all assessments that were assess and refuse	18	135	13.3%	11.2%	11.5%	12.0%
% of all assessments that were assess and review	29	135	21.5%	25.9%	31.4%	28.8%
% of case starts with a reported IOTN of 3 and Aesthetic Component of 5 or below	0	88	<i>N/A</i>	0.2%	0.1%	0.1%
% of case starts with a reported IOTN of 3 and Aesthetic Component of 6 or above	8	88	9.1%	5.2%	3.9%	3.9%
% of case starts with a reported IOTN of 4	73	88	83.0%	75.7%	75.9%	77.6%
% of case starts with a reported IOTN of 5	7	88	8.0%	18.4%	17.9%	16.7 %
% of concluded courses in receipt of dual-arch fixed appliances	1	87	1.1%	67.8%	69.5%	72.9%
% of concluded courses where treatment was abandoned or discontinued	14	87	16.1%	9.5%	9.7%	8.7%
% of patients satisfied with the treatment they have received	3	3	100.0%	97.3%	95.2%	95.7%

\* Figures in italics indicate that the base number is less than 100.



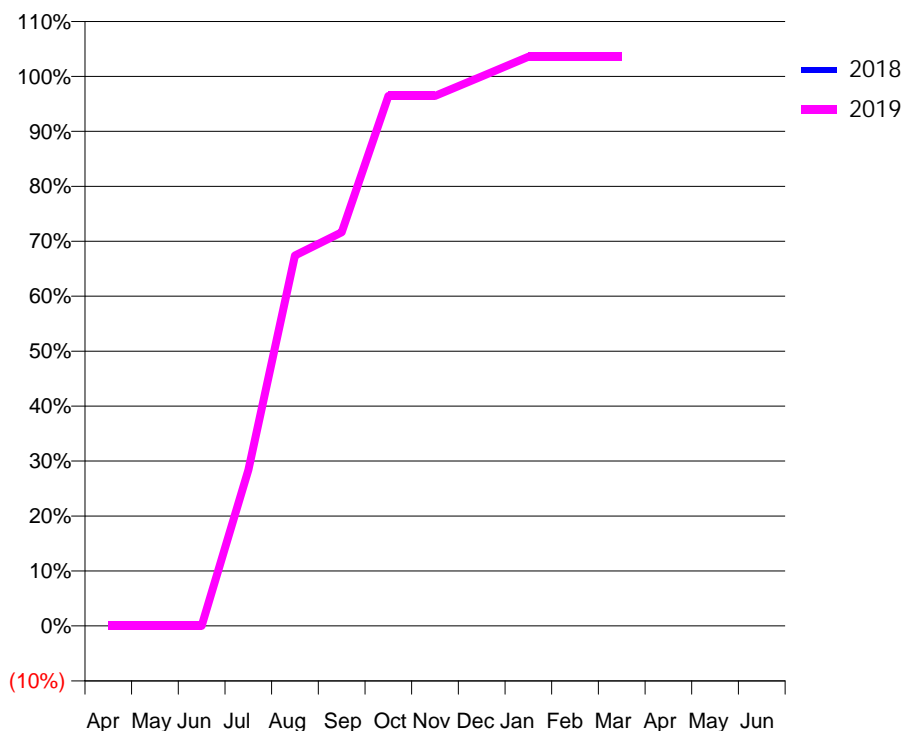
### Q58 - Vital Signs Orthodontic At a Glance Contract Report for 100697/0000 - March 2019

Name or company name	Smile Creations Innovations Limited	18/19 Contracted general activity (UDA)	0
Contract type name	PDS Contract	Carry forward general activity (UDA)	0
Purpose of contract	Orthodontic	18/19 Contracted orthodontic activity (UOA)	592
Contract start date	01/04/2018	Carry forward orthodontic activity (UOA)	0
Contract end date	31/03/2019	Baseline contract value	£34,269.04

ACCESS	Contract	England and Wales
24 month ratio of assessments to patient IDs	1.00	1.08

ACTIVITY	Contract
Contract assess and fit appliances (case starts) as a percentage of Area Team case starts	0.2 %

Cumulative percentage of contracted UOA delivered 2018 & 2019



Month	Adjusted Scheduled Activity (UOA)		
	2017	2018	2019
April		0	0
May		0	0
June		0	0
July		0	168
August		0	399
September		0	424
October		0	571
November		0	571
December		0	592
January		0	613
February		0	613
March		0	613
April		0	
May		0	
June		0	

#### QUANTITY METRICS (rolling 12 month period)

	Contract Quantity	Contract Base Number	Contract *	Area Team	Region	England
% of all assessments that were assess and fit appliances (case starts)	30	30	100.0%	62.9%	57.1%	59.2%
% of all assessments that were assess and refuse	0	30	0.0%	11.2%	11.5%	12.0%
% of all assessments that were assess and review	0	30	0.0%	25.9%	31.4%	28.8%
% of case starts with a reported IOTN of 3 and Aesthetic Component of 5 or below	0	30	N/A	0.2%	0.1%	0.1%
% of case starts with a reported IOTN of 3 and Aesthetic Component of 6 or above	3	30	10.0%	5.2%	3.9%	3.9%
% of case starts with a reported IOTN of 4	21	30	70.0%	75.7%	75.9%	77.6%
% of case starts with a reported IOTN of 5	6	30	20.0%	18.4%	17.9%	16.7 %
% of concluded courses in receipt of dual-arch fixed appliances	0	1	N/A	67.8%	69.5%	72.9%
% of concluded courses where treatment was abandoned or discontinued	0	1	0.0%	9.5%	9.7%	8.7%
% of patients satisfied with the treatment they have received	0	0	N/A	97.3%	95.2%	95.7%

\* Figures in italics indicate that the base number is less than 100.

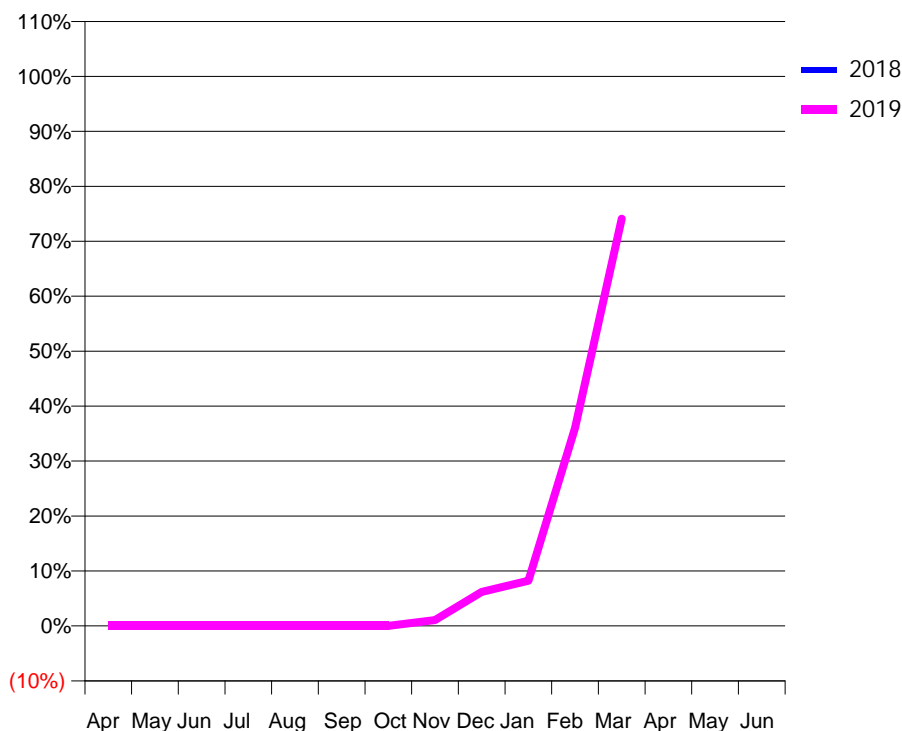
### Q58 - Vital Signs Orthodontic At a Glance Contract Report for 100698/0000 - March 2019

Name or company name	MRS AA SOYOMBO	18/19 Contracted general activity (UDA)	0
Contract type name	PDS Contract	Carry forward general activity (UDA)	0
Purpose of contract	Orthodontic	18/19 Contracted orthodontic activity (UOA)	741
Contract start date	01/04/2018	Carry forward orthodontic activity (UOA)	0
Contract end date	31/03/2019	Baseline contract value	£42,836.30

ACCESS	Contract	England and Wales
24 month ratio of assessments to patient IDs	1.19	1.08

ACTIVITY	Contract
Contract assess and fit appliances (case starts) as a percentage of Area Team case starts	0.2 %

Cumulative percentage of contracted UOA delivered 2018 & 2019



Month	Adjusted Scheduled Activity (UOA)		
	2017	2018	2019
April		0	0
May		0	0
June		0	0
July		0	0
August		0	0
September		0	0
October		0	0
November		0	8
December		0	46
January		0	61
February		0	267
March		0	549
April		0	
May		0	
June		0	

#### QUANTITY METRICS (rolling 12 month period)

	Contract Quantity	Contract Base Number	Contract *	Area Team	Region	England
% of all assessments that were assess and fit appliances (case starts)	23	89	25.8%	62.9%	57.1%	59.2%
% of all assessments that were assess and refuse	9	89	10.1%	11.2%	11.5%	12.0%
% of all assessments that were assess and review	57	89	64.0%	25.9%	31.4%	28.8%
% of case starts with a reported IOTN of 3 and Aesthetic Component of 5 or below	0	23	N/A	0.2%	0.1%	0.1%
% of case starts with a reported IOTN of 3 and Aesthetic Component of 6 or above	0	23	N/A	5.2%	3.9%	3.9%
% of case starts with a reported IOTN of 4	23	23	100.0%	75.7%	75.9%	77.6%
% of case starts with a reported IOTN of 5	0	23	N/A	18.4%	17.9%	16.7%
% of concluded courses in receipt of dual-arch fixed appliances	0	0	N/A	67.8%	69.5%	72.9%
% of concluded courses where treatment was abandoned or discontinued	0	0	N/A	9.5%	9.7%	8.7%
% of patients satisfied with the treatment they have received	0	0	N/A	97.3%	95.2%	95.7%

\* Figures in italics indicate that the base number is less than 100.

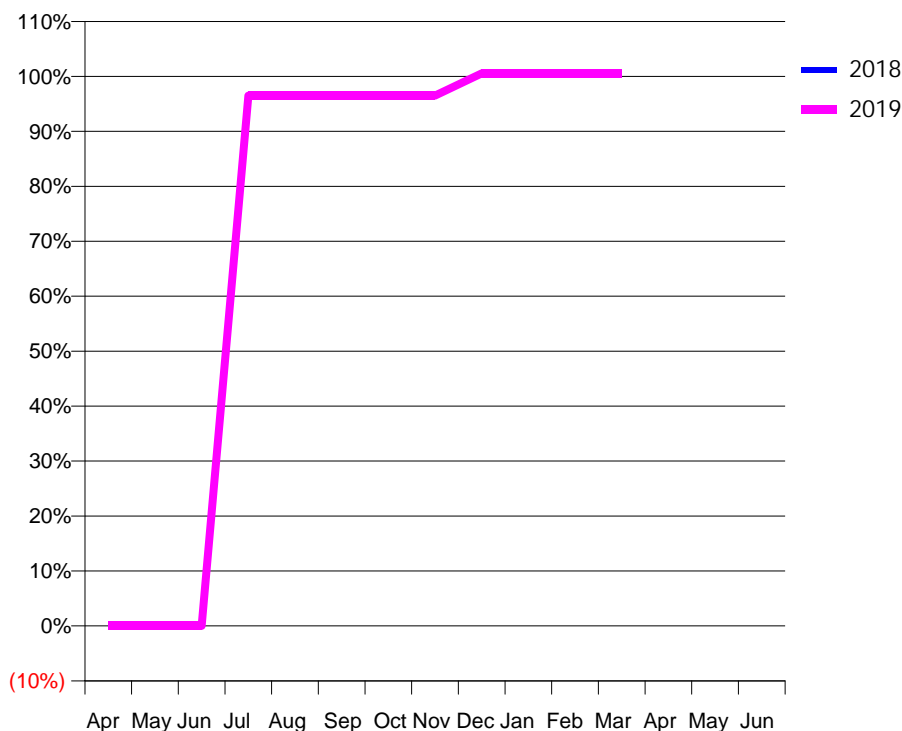
### Q58 - Vital Signs Orthodontic At a Glance Contract Report for 100700/0000 - March 2019

Name or company name	MR RM TOBIN	18/19 Contracted general activity (UDA)	0
Contract type name	PDS Contract	Carry forward general activity (UDA)	0
Purpose of contract	Orthodontic	18/19 Contracted orthodontic activity (UOA)	370
Contract start date	01/04/2018	Carry forward orthodontic activity (UOA)	0
Contract end date	31/03/2019	Baseline contract value	£21,418.15

ACCESS	Contract	England and Wales
24 month ratio of assessments to patient IDs	1.00	1.08

ACTIVITY	Contract
Contract assess and fit appliances (case starts) as a percentage of Area Team case starts	0.1 %

Cumulative percentage of contracted UOA delivered 2018 & 2019



Month	Adjusted Scheduled Activity (UOA)		
	2017	2018	2019
April		0	0
May		0	0
June		0	0
July		0	357
August		0	357
September		0	357
October		0	357
November		0	357
December		0	372
January		0	372
February		0	372
March		0	372
April		0	
May		0	
June		0	

### QUANTITY METRICS (rolling 12 month period)

	Contract Quantity	Contract Base Number	Contract *	Area Team	Region	England
% of all assessments that were assess and fit appliances (case starts)	17	32	53.1%	62.9%	57.1%	59.2%
% of all assessments that were assess and refuse	5	32	15.6%	11.2%	11.5%	12.0%
% of all assessments that were assess and review	10	32	31.3%	25.9%	31.4%	28.8%
% of case starts with a reported IOTN of 3 and Aesthetic Component of 5 or below	0	17	N/A	0.2%	0.1%	0.1%
% of case starts with a reported IOTN of 3 and Aesthetic Component of 6 or above	1	17	5.9%	5.2%	3.9%	3.9%
% of case starts with a reported IOTN of 4	15	17	88.2%	75.7%	75.9%	77.6%
% of case starts with a reported IOTN of 5	1	17	5.9%	18.4%	17.9%	16.7%
% of concluded courses in receipt of dual-arch fixed appliances	0	0	N/A	67.8%	69.5%	72.9%
% of concluded courses where treatment was abandoned or discontinued	0	0	N/A	9.5%	9.7%	8.7%
% of patients satisfied with the treatment they have received	1	1	100.0%	97.3%	95.2%	95.7%

\* Figures in italics indicate that the base number is less than 100.

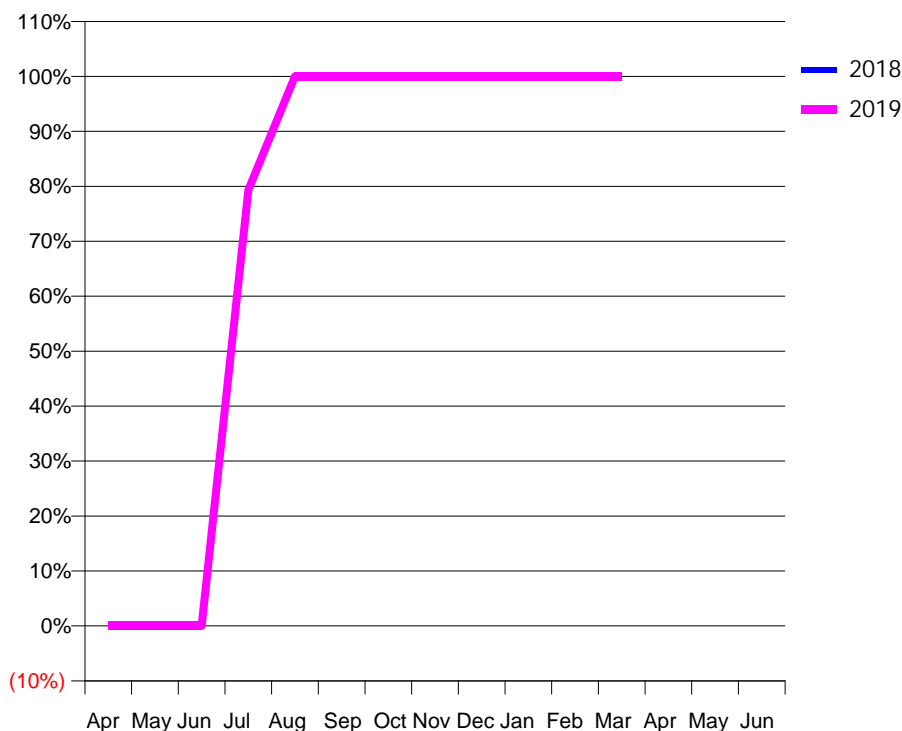
### Q58 - Vital Signs Orthodontic At a Glance Contract Report for 100701/0000 - March 2019

Name or company name	MR RM TOBIN	18/19 Contracted general activity (UDA)	0
Contract type name	PDS Contract	Carry forward general activity (UDA)	0
Purpose of contract	Orthodontic	18/19 Contracted orthodontic activity (UOA)	741
Contract start date	01/04/2018	Carry forward orthodontic activity (UOA)	0
Contract end date	31/03/2019	Baseline contract value	£42,836.30

ACCESS	Contract	England and Wales
24 month ratio of assessments to patient IDs	1.00	1.08

ACTIVITY	Contract
Contract assess and fit appliances (case starts) as a percentage of Area Team case starts	0.2 %

Cumulative percentage of contracted UOA delivered 2018 & 2019



Month	Adjusted Scheduled Activity (UOA)		
	2017	2018	2019
April		0	0
May		0	0
June		0	0
July		0	588
August		0	741
September		0	741
October		0	741
November		0	741
December		0	741
January		0	741
February		0	741
March		0	741
April		0	
May		0	
June		0	

#### QUANTITY METRICS (rolling 12 month period)

	Contract Quantity	Contract Base Number	Contract *	Area Team	Region	England
% of all assessments that were assess and fit appliances (case starts)	35	41	85.4%	62.9%	57.1%	59.2%
% of all assessments that were assess and refuse	2	41	4.9%	11.2%	11.5%	12.0%
% of all assessments that were assess and review	4	41	9.8%	25.9%	31.4%	28.8%
% of case starts with a reported IOTN of 3 and Aesthetic Component of 5 or below	0	35	<i>N/A</i>	0.2%	0.1%	0.1%
% of case starts with a reported IOTN of 3 and Aesthetic Component of 6 or above	0	35	<i>N/A</i>	5.2%	3.9%	3.9%
% of case starts with a reported IOTN of 4	31	35	88.6%	75.7%	75.9%	77.6%
% of case starts with a reported IOTN of 5	4	35	11.4%	18.4%	17.9%	16.7 %
% of concluded courses in receipt of dual-arch fixed appliances	0	0	<i>N/A</i>	67.8%	69.5%	72.9%
% of concluded courses where treatment was abandoned or discontinued	0	0	<i>N/A</i>	9.5%	9.7%	8.7%
% of patients satisfied with the treatment they have received	1	1	100.0%	97.3%	95.2%	95.7%

\* Figures in italics indicate that the base number is less than 100.

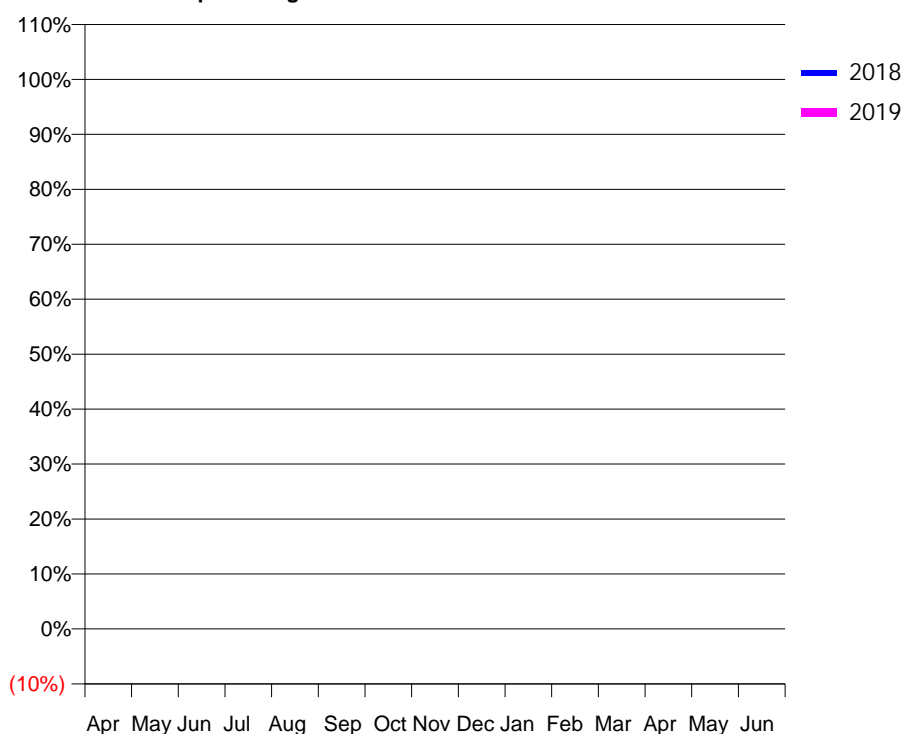
### Q58 - Vital Signs Orthodontic At a Glance Contract Report for 101338/0065 - March 2019

Name or company name	Whitecross Dental Care Limited	18/19 Contracted general activity (UDA)	13,500
Contract type name	GDS Contract	Carry forward general activity (UDA)	0
Purpose of contract	General	18/19 Contracted orthodontic activity (UOA)	0
Contract start date	01/06/2008	Carry forward orthodontic activity (UOA)	0
Contract end date		Baseline contract value	£325,720.79

ACCESS	Contract	England and Wales
24 month ratio of assessments to patient IDs	1.00	1.08

ACTIVITY	Contract
Contract assess and fit appliances (case starts) as a percentage of Area Team case starts	0.0 %

Cumulative percentage of contracted UOA delivered 2018 & 2019



Month	Adjusted Scheduled Activity (UOA)		
	2017	2018	2019
April	0	0	0
May	0	0	0
June	0	0	0
July	0	0	0
August	0	0	1
September	0	0	1
October	0	0	1
November	0	0	1
December	0	0	1
January	0	0	1
February	0	0	1
March	0	0	1
April	0	0	
May	0	0	
June	0	0	

### QUANTITY METRICS (rolling 12 month period)

	Contract Quantity	Contract Base Number	Contract *	Area Team	Region	England
% of all assessments that were assess and fit appliances (case starts)	0	1	0.0%	62.9%	57.1%	59.2%
% of all assessments that were assess and refuse	0	1	0.0%	11.2%	11.5%	12.0%
% of all assessments that were assess and review	1	1	100.0%	25.9%	31.4%	28.8%
% of case starts with a reported IOTN of 3 and Aesthetic Component of 5 or below	0	0	N/A	0.2%	0.1%	0.1%
% of case starts with a reported IOTN of 3 and Aesthetic Component of 6 or above	0	0	N/A	5.2%	3.9%	3.9%
% of case starts with a reported IOTN of 4	0	0	N/A	75.7%	75.9%	77.6%
% of case starts with a reported IOTN of 5	0	0	N/A	18.4%	17.9%	16.7 %
% of concluded courses in receipt of dual-arch fixed appliances	0	0	N/A	67.8%	69.5%	72.9%
% of concluded courses where treatment was abandoned or discontinued	0	0	N/A	9.5%	9.7%	8.7%
% of patients satisfied with the treatment they have received	0	0	N/A	97.3%	95.2%	95.7%

\* Figures in italics indicate that the base number is less than 100.

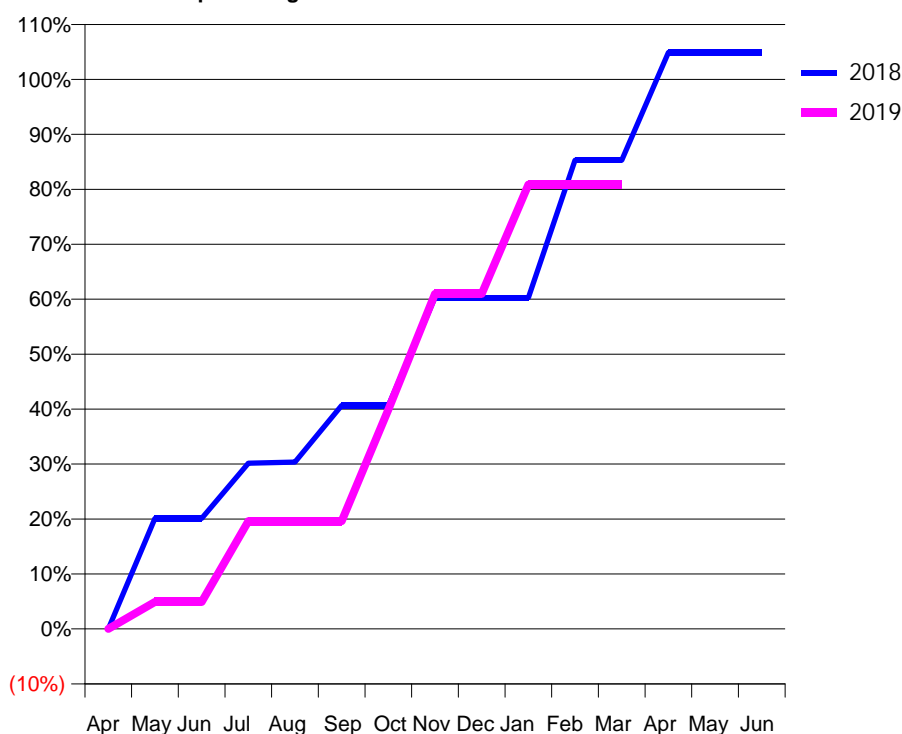
### Q58 - Vital Signs Orthodontic At a Glance Contract Report for 101435/0003 - March 2019

Name or company name	IDH Limited	18/19 Contracted general activity (UDA)	15,825
Contract type name	GDS Contract	Carry forward general activity (UDA)	0
Purpose of contract	General and Orthodontic	18/19 Contracted orthodontic activity (UOA)	428
Contract start date	01/04/2006	Carry forward orthodontic activity (UOA)	0
Contract end date		Baseline contract value	£444,136.14

ACCESS	Contract	England and Wales
24 month ratio of assessments to patient IDs	1.00	1.08

ACTIVITY	Contract
Contract assess and fit appliances (case starts) as a percentage of Area Team case starts	0.1 %

Cumulative percentage of contracted UOA delivered 2018 & 2019



Month	Adjusted Scheduled Activity (UOA)		
	2017	2018	2019
April	0	0	0
May	0	86	21
June	0	86	21
July	0	129	84
August	0	130	84
September	0	174	84
October	0	174	171
November	0	258	261
December	217	258	261
January	217	258	346
February	343	365	346
March	344	365	346
April	429	449	
May	429	449	
June	429	449	

#### QUANTITY METRICS (rolling 12 month period)

	Contract Quantity	Contract Base Number	Contract *	Area Team	Region	England
% of all assessments that were assess and fit appliances (case starts)	20	32	62.5%	62.9%	57.1%	59.2%
% of all assessments that were assess and refuse	2	32	6.3%	11.2%	11.5%	12.0%
% of all assessments that were assess and review	10	32	31.3%	25.9%	31.4%	28.8%
% of case starts with a reported IOTN of 3 and Aesthetic Component of 5 or below	0	20	<i>N/A</i>	0.2%	0.1%	0.1%
% of case starts with a reported IOTN of 3 and Aesthetic Component of 6 or above	0	20	<i>N/A</i>	5.2%	3.9%	3.9%
% of case starts with a reported IOTN of 4	17	20	85.0%	75.7%	75.9%	77.6%
% of case starts with a reported IOTN of 5	3	20	15.0%	18.4%	17.9%	16.7 %
% of concluded courses in receipt of dual-arch fixed appliances	18	18	100.0%	67.8%	69.5%	72.9%
% of concluded courses where treatment was abandoned or discontinued	0	18	0.0%	9.5%	9.7%	8.7%
% of patients satisfied with the treatment they have received	0	0	<i>N/A</i>	97.3%	95.2%	95.7%

\* Figures in italics indicate that the base number is less than 100.

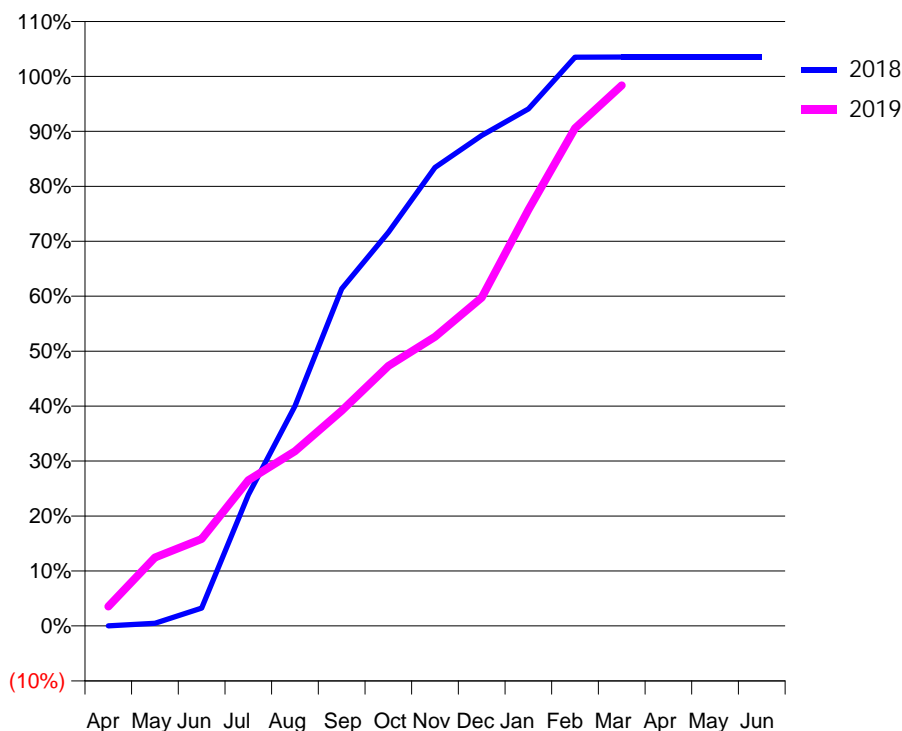
### Q58 - Vital Signs Orthodontic At a Glance Contract Report for 106194/0003 - March 2019

Name or company name	Weston Favell Dental Surgery	18/19 Contracted general activity (UDA)	0
Contract type name	GDS Contract	Carry forward general activity (UDA)	0
Purpose of contract	Orthodontic	18/19 Contracted orthodontic activity (UOA)	2,697
Contract start date	01/04/2006	Carry forward orthodontic activity (UOA)	0
Contract end date		Baseline contract value	£179,847.46

ACCESS	Contract	England and Wales
24 month ratio of assessments to patient IDs	1.06	1.08

ACTIVITY	Contract
Contract assess and fit appliances (case starts) as a percentage of Area Team case starts	0.8 %

Cumulative percentage of contracted UOA delivered 2018 & 2019



Month	Adjusted Scheduled Activity (UOA)		
	2017	2018	2019
April	1	0	96
May	302	13	336
June	512	88	427
July	683	644	715
August	915	1,079	857
September	1,147	1,655	1,056
October	1,802	1,932	1,276
November	1,844	2,250	1,419
December	1,928	2,407	1,611
January	2,206	2,537	2,042
February	2,421	2,791	2,442
March	2,423	2,792	2,653
April	2,468	2,792	
May	2,700	2,792	
June	2,700	2,792	

#### QUANTITY METRICS (rolling 12 month period)

	Contract Quantity	Contract Base Number	Contract *	Area Team	Region	England
% of all assessments that were assess and fit appliances (case starts)	121	235	51.5%	62.9%	57.1%	59.2%
% of all assessments that were assess and refuse	68	235	28.9%	11.2%	11.5%	12.0%
% of all assessments that were assess and review	46	235	19.6%	25.9%	31.4%	28.8%
% of case starts with a reported IOTN of 3 and Aesthetic Component of 5 or below	0	121	N/A	0.2%	0.1%	0.1%
% of case starts with a reported IOTN of 3 and Aesthetic Component of 6 or above	9	121	7.4%	5.2%	3.9%	3.9%
% of case starts with a reported IOTN of 4	95	121	78.5%	75.7%	75.9%	77.6%
% of case starts with a reported IOTN of 5	16	121	13.2%	18.4%	17.9%	16.7 %
% of concluded courses in receipt of dual-arch fixed appliances	0	173	N/A	67.8%	69.5%	72.9%
% of concluded courses where treatment was abandoned or discontinued	28	173	16.2%	9.5%	9.7%	8.7%
% of patients satisfied with the treatment they have received	1	1	100.0%	97.3%	95.2%	95.7%

\* Figures in italics indicate that the base number is less than 100.

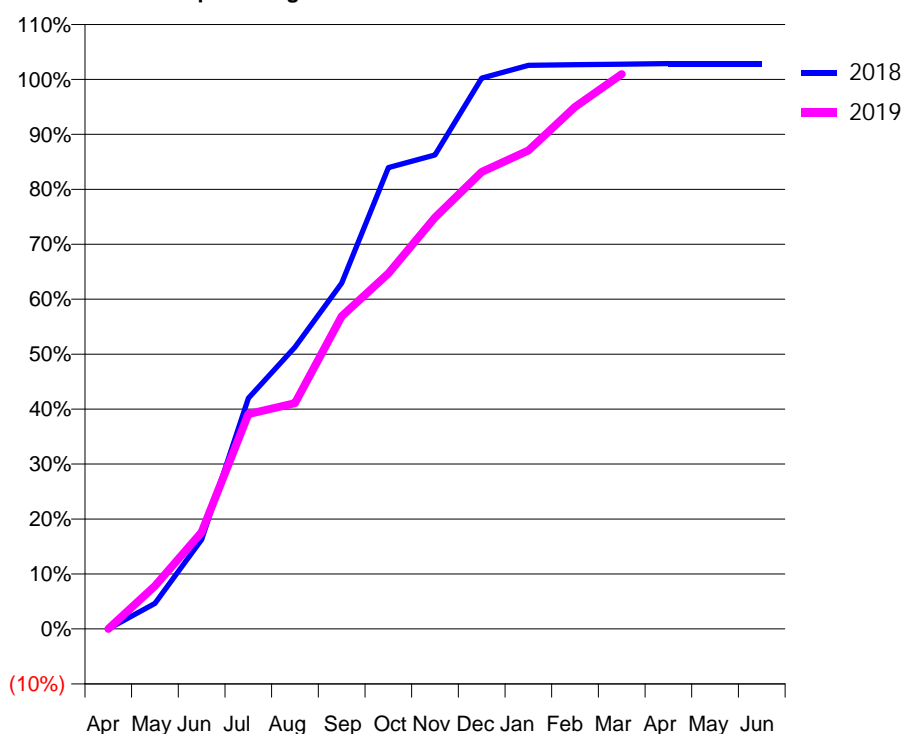
### Q58 - Vital Signs Orthodontic At a Glance Contract Report for 107581/0003 - March 2019

Name or company name	Mr R Naidoo and Mrs S Naidoo	18/19 Contracted general activity (UDA)	0
Contract type name	GDS Contract	Carry forward general activity (UDA)	0
Purpose of contract	General and Orthodontic	18/19 Contracted orthodontic activity (UOA)	1,074
Contract start date	01/04/2006	Carry forward orthodontic activity (UOA)	0
Contract end date		Baseline contract value	£71,430.02

ACCESS	Contract	England and Wales
24 month ratio of assessments to patient IDs	1.01	1.08

ACTIVITY	Contract
Contract assess and fit appliances (case starts) as a percentage of Area Team case starts	0.4 %

Cumulative percentage of contracted UOA delivered 2018 & 2019



Month	Adjusted Scheduled Activity (UOA)		
	2017	2018	2019
April	0	0	0
May	21	42	84
June	253	147	189
July	379	379	420
August	589	463	441
September	610	568	611
October	673	758	695
November	736	779	804
December	800	905	893
January	863	926	935
February	906	927	1,020
March	906	928	1,084
April	906	929	
May	906	929	
June	906	929	

#### QUANTITY METRICS (rolling 12 month period)

	Contract Quantity	Contract Base Number	Contract *	Area Team	Region	England
% of all assessments that were assess and fit appliances (case starts)	52	63	82.5%	62.9%	57.1%	59.2%
% of all assessments that were assess and refuse	6	63	9.5%	11.2%	11.5%	12.0%
% of all assessments that were assess and review	5	63	7.9%	25.9%	31.4%	28.8%
% of case starts with a reported IOTN of 3 and Aesthetic Component of 5 or below	0	52	<i>N/A</i>	0.2%	0.1%	0.1%
% of case starts with a reported IOTN of 3 and Aesthetic Component of 6 or above	5	52	9.6%	5.2%	3.9%	3.9%
% of case starts with a reported IOTN of 4	35	52	67.3%	75.7%	75.9%	77.6%
% of case starts with a reported IOTN of 5	12	52	23.1%	18.4%	17.9%	16.7 %
% of concluded courses in receipt of dual-arch fixed appliances	0	60	<i>N/A</i>	67.8%	69.5%	72.9%
% of concluded courses where treatment was abandoned or discontinued	0	60	0.0%	9.5%	9.7%	8.7%
% of patients satisfied with the treatment they have received	1	1	100.0%	97.3%	95.2%	95.7%

\* Figures in italics indicate that the base number is less than 100.



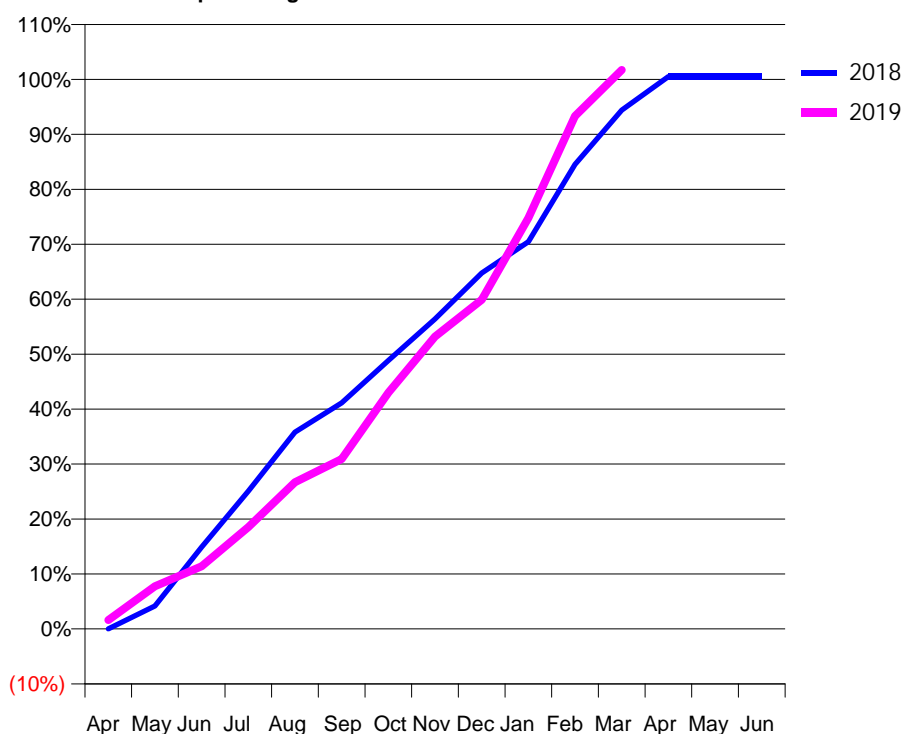
### Q58 - Vital Signs Orthodontic At a Glance Contract Report for 119202/0001 - March 2019

Name or company name	Orthostyle Limited	18/19 Contracted general activity (UDA)	0
Contract type name	PDS Contract	Carry forward general activity (UDA)	0
Purpose of contract	Orthodontic	18/19 Contracted orthodontic activity (UOA)	13,103
Contract start date	01/04/2007	Carry forward orthodontic activity (UOA)	0
Contract end date	01/05/2020	Baseline contract value	£873,764.81

ACCESS	Contract	England and Wales
24 month ratio of assessments to patient IDs	1.06	1.08

ACTIVITY	Contract
Contract assess and fit appliances (case starts) as a percentage of Area Team case starts	4.5 %

Cumulative percentage of contracted UOA delivered 2018 & 2019



Month	Adjusted Scheduled Activity (UOA)		
	2017	2018	2019
April	444	0	210
May	2,225	550	1,018
June	3,261	1,951	1,493
July	5,390	3,287	2,432
August	6,741	4,693	3,499
September	8,358	5,390	4,050
October	9,553	6,401	5,633
November	10,780	7,392	6,969
December	11,565	8,485	7,850
January	11,929	9,231	9,800
February	12,567	11,075	12,226
March	12,958	12,369	13,328
April	13,578	13,172	
May	13,578	13,172	
June	13,579	13,172	

### QUANTITY METRICS (rolling 12 month period)

	Contract Quantity	Contract Base Number	Contract *	Area Team	Region	England
% of all assessments that were assess and fit appliances (case starts)	651	1,253	52.0%	62.9%	57.1%	59.2%
% of all assessments that were assess and refuse	131	1,253	10.5%	11.2%	11.5%	12.0%
% of all assessments that were assess and review	471	1,253	37.6%	25.9%	31.4%	28.8%
% of case starts with a reported IOTN of 3 and Aesthetic Component of 5 or below	0	651	N/A	0.2%	0.1%	0.1%
% of case starts with a reported IOTN of 3 and Aesthetic Component of 6 or above	24	651	3.7%	5.2%	3.9%	3.9%
% of case starts with a reported IOTN of 4	511	651	78.5%	75.7%	75.9%	77.6%
% of case starts with a reported IOTN of 5	113	651	17.4%	18.4%	17.9%	16.7 %
% of concluded courses in receipt of dual-arch fixed appliances	386	450	85.8%	67.8%	69.5%	72.9%
% of concluded courses where treatment was abandoned or discontinued	46	450	10.2%	9.5%	9.7%	8.7%
% of patients satisfied with the treatment they have received	8	8	100.0%	97.3%	95.2%	95.7%

\* Figures in italics indicate that the base number is less than 100.

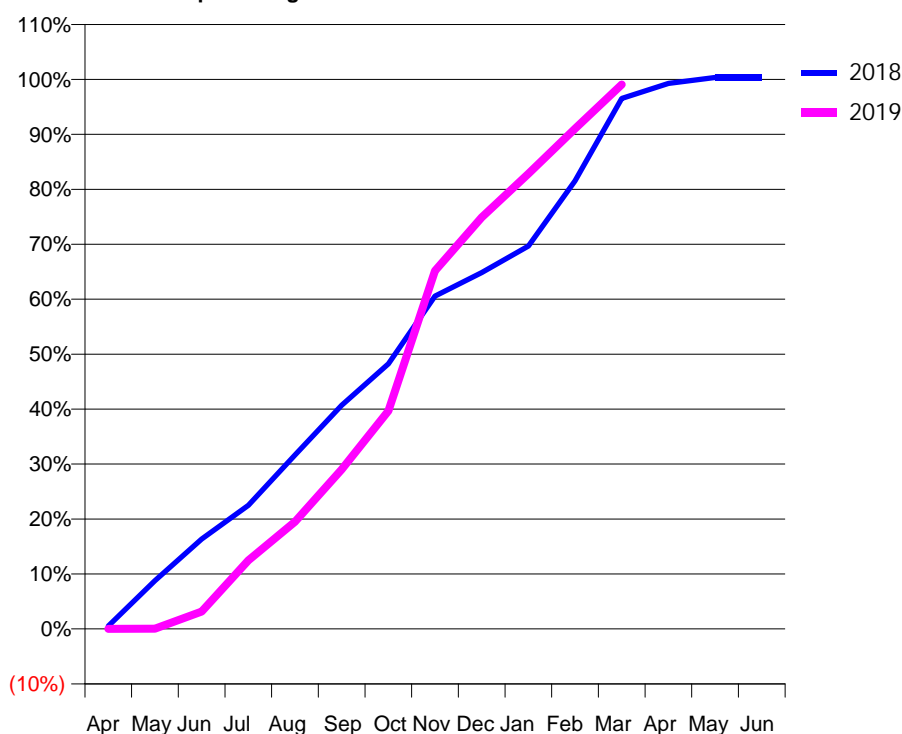
### Q58 - Vital Signs Orthodontic At a Glance Contract Report for 126047/0002 - March 2019

Name or company name	Conation Partners Ltd	18/19 Contracted general activity (UDA)	0
Contract type name	PDS Contract	Carry forward general activity (UDA)	0
Purpose of contract	Orthodontic	18/19 Contracted orthodontic activity (UOA)	3,960
Contract start date	01/10/2012	Carry forward orthodontic activity (UOA)	0
Contract end date	29/05/2020	Baseline contract value	£234,921.26

ACCESS	Contract	England and Wales
24 month ratio of assessments to patient IDs	1.01	1.08

ACTIVITY	Contract
Contract assess and fit appliances (case starts) as a percentage of Area Team case starts	1.4 %

Cumulative percentage of contracted UOA delivered 2018 & 2019



Month	Adjusted Scheduled Activity (UOA)		
	2017	2018	2019
April	-96	22	0
May	-53	348	2
June	94	648	125
July	829	891	494
August	1,123	1,254	772
September	2,181	1,612	1,150
October	2,433	1,911	1,572
November	2,710	2,398	2,581
December	2,962	2,567	2,965
January	3,153	2,759	3,280
February	3,491	3,228	3,604
March	3,854	3,822	3,923
April	3,963	3,931	
May	3,963	3,973	
June	3,963	3,973	

#### QUANTITY METRICS (rolling 12 month period)

	Contract Quantity	Contract Base Number	Contract *	Area Team	Region	England
% of all assessments that were assess and fit appliances (case starts)	197	275	71.6%	62.9%	57.1%	59.2%
% of all assessments that were assess and refuse	55	275	20.0%	11.2%	11.5%	12.0%
% of all assessments that were assess and review	23	275	8.4%	25.9%	31.4%	28.8%
% of case starts with a reported IOTN of 3 and Aesthetic Component of 5 or below	0	197	N/A	0.2%	0.1%	0.1%
% of case starts with a reported IOTN of 3 and Aesthetic Component of 6 or above	1	197	0.5%	5.2%	3.9%	3.9%
% of case starts with a reported IOTN of 4	155	197	78.7%	75.7%	75.9%	77.6%
% of case starts with a reported IOTN of 5	41	197	20.8%	18.4%	17.9%	16.7 %
% of concluded courses in receipt of dual-arch fixed appliances	80	123	65.0%	67.8%	69.5%	72.9%
% of concluded courses where treatment was abandoned or discontinued	4	123	3.3%	9.5%	9.7%	8.7%
% of patients satisfied with the treatment they have received	1	1	100.0%	97.3%	95.2%	95.7%

\* Figures in italics indicate that the base number is less than 100.

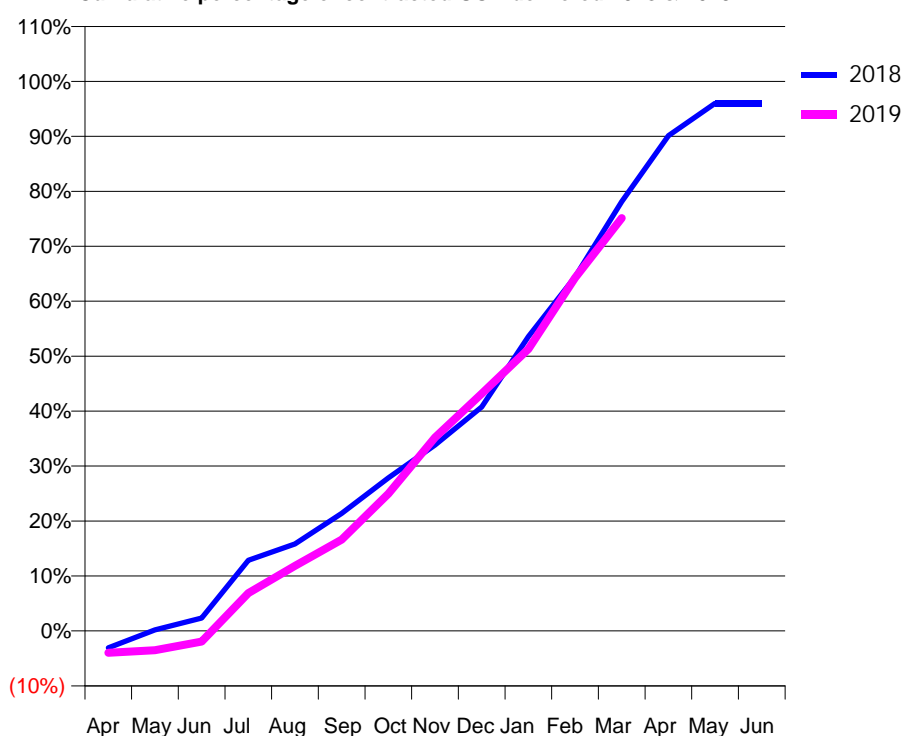
### Q58 - Vital Signs Orthodontic At a Glance Contract Report for 126462/0001 - March 2019

Name or company name	Hitchin Orthodontic Clinic Limited	18/19 Contracted general activity (UDA)	0
Contract type name	PDS Contract	Carry forward general activity (UDA)	0
Purpose of contract	Orthodontic	18/19 Contracted orthodontic activity (UOA)	18,983
Contract start date	18/06/2010	Carry forward orthodontic activity (UOA)	757
Contract end date	03/04/2020	Baseline contract value	£1,203,513.93

ACCESS	Contract	England and Wales
24 month ratio of assessments to patient IDs	1.00	1.08

ACTIVITY	Contract
Contract assess and fit appliances (case starts) as a percentage of Area Team case starts	6.0 %

Cumulative percentage of contracted UOA delivered 2018 & 2019



Month	Adjusted Scheduled Activity (UOA)		
	2017	2018	2019
April	-308	-586	-757
May	-307	39	-670
June	555	446	-372
July	1,865	2,438	1,312
August	2,976	3,004	2,249
September	3,507	4,063	3,152
October	4,201	5,292	4,744
November	5,269	6,421	6,681
December	6,132	7,737	8,198
January	8,526	10,169	9,734
February	12,181	12,228	12,190
March	15,299	14,832	14,262
April	16,834	17,108	
May	18,334	18,226	
June	18,397	18,226	

#### QUANTITY METRICS (rolling 12 month period)

	Contract Quantity	Contract Base Number	Contract *	Area Team	Region	England
% of all assessments that were assess and fit appliances (case starts)	869	1,223	71.1%	62.9%	57.1%	59.2%
% of all assessments that were assess and refuse	354	1,223	28.9%	11.2%	11.5%	12.0%
% of all assessments that were assess and review	0	1,223	0.0%	25.9%	31.4%	28.8%
% of case starts with a reported IOTN of 3 and Aesthetic Component of 5 or below	4	869	0.5%	0.2%	0.1%	0.1%
% of case starts with a reported IOTN of 3 and Aesthetic Component of 6 or above	44	869	5.1%	5.2%	3.9%	3.9%
% of case starts with a reported IOTN of 4	628	869	72.3%	75.7%	75.9%	77.6%
% of case starts with a reported IOTN of 5	191	869	22.0%	18.4%	17.9%	16.7 %
% of concluded courses in receipt of dual-arch fixed appliances	496	559	88.7%	67.8%	69.5%	72.9%
% of concluded courses where treatment was abandoned or discontinued	26	559	4.7%	9.5%	9.7%	8.7%
% of patients satisfied with the treatment they have received	14	15	93.3%	97.3%	95.2%	95.7%

\* Figures in italics indicate that the base number is less than 100.

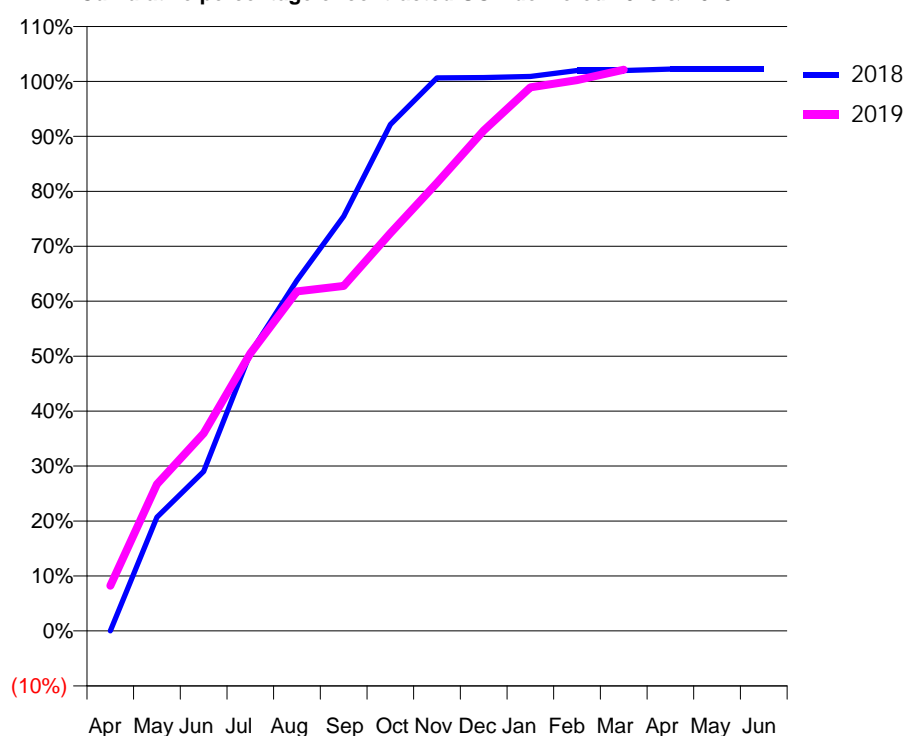
### Q58 - Vital Signs Orthodontic At a Glance Contract Report for 138134/0001 - March 2019

Name or company name	Smile Creations Innovations Limited	18/19 Contracted general activity (UDA)	0
Contract type name	PDS Contract	Carry forward general activity (UDA)	0
Purpose of contract	Orthodontic	18/19 Contracted orthodontic activity (UOA)	4,694
Contract start date	02/12/2013	Carry forward orthodontic activity (UOA)	0
Contract end date	29/05/2020	Baseline contract value	£291,991.88

ACCESS	Contract	England and Wales
24 month ratio of assessments to patient IDs	1.02	1.08

ACTIVITY	Contract
Contract assess and fit appliances (case starts) as a percentage of Area Team case starts	1.5 %

Cumulative percentage of contracted UOA delivered 2018 & 2019



Month	Adjusted Scheduled Activity (UOA)		
	2017	2018	2019
April	127	0	387
May	127	976	1,252
June	1,551	1,369	1,687
July	2,277	2,385	2,371
August	3,213	3,008	2,901
September	3,213	3,557	2,946
October	3,533	4,346	3,397
November	4,041	4,745	3,827
December	4,125	4,749	4,275
January	4,469	4,758	4,644
February	4,471	4,808	4,705
March	4,504	4,808	4,793
April	4,588	4,821	
May	4,630	4,821	
June	4,651	4,821	

### QUANTITY METRICS (rolling 12 month period)

	Contract Quantity	Contract Base Number	Contract *	Area Team	Region	England
% of all assessments that were assess and fit appliances (case starts)	212	659	32.2%	62.9%	57.1%	59.2%
% of all assessments that were assess and refuse	121	659	18.4%	11.2%	11.5%	12.0%
% of all assessments that were assess and review	326	659	49.5%	25.9%	31.4%	28.8%
% of case starts with a reported IOTN of 3 and Aesthetic Component of 5 or below	0	212	N/A	0.2%	0.1%	0.1%
% of case starts with a reported IOTN of 3 and Aesthetic Component of 6 or above	27	212	12.7%	5.2%	3.9%	3.9%
% of case starts with a reported IOTN of 4	125	212	59.0%	75.7%	75.9%	77.6%
% of case starts with a reported IOTN of 5	60	212	28.3%	18.4%	17.9%	16.7 %
% of concluded courses in receipt of dual-arch fixed appliances	217	253	85.8%	67.8%	69.5%	72.9%
% of concluded courses where treatment was abandoned or discontinued	22	253	8.7%	9.5%	9.7%	8.7%
% of patients satisfied with the treatment they have received	3	3	100.0%	97.3%	95.2%	95.7%

\* Figures in italics indicate that the base number is less than 100.

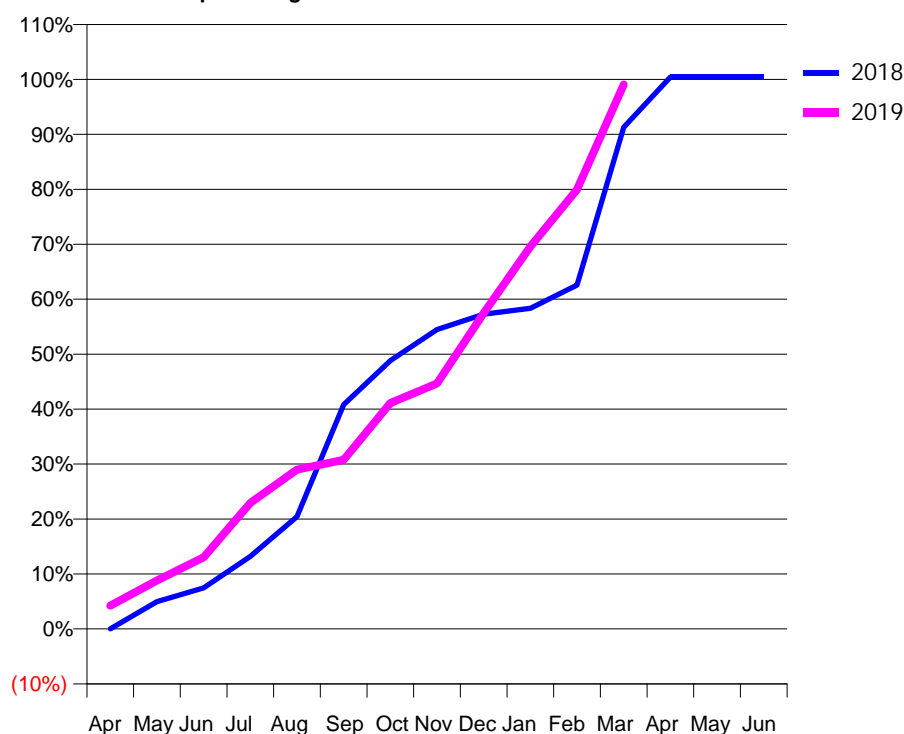
### Q58 - Vital Signs Orthodontic At a Glance Contract Report for 139149/0001 - March 2019

Name or company name	Harpden Orthodontic Care Limited	18/19 Contracted general activity (UDA)	0
Contract type name	PDS Contract	Carry forward general activity (UDA)	0
Purpose of contract	Orthodontic	18/19 Contracted orthodontic activity (UOA)	5,956
Contract start date	01/04/2009	Carry forward orthodontic activity (UOA)	0
Contract end date	03/04/2020	Baseline contract value	£377,614.83

ACCESS	Contract	England and Wales
24 month ratio of assessments to patient IDs	1.06	1.08

ACTIVITY	Contract
Contract assess and fit appliances (case starts) as a percentage of Area Team case starts	2.2 %

Cumulative percentage of contracted UOA delivered 2018 & 2019



Month	Adjusted Scheduled Activity (UOA)		
	2017	2018	2019
April	21	0	252
May	192	295	525
June	297	444	777
July	403	787	1,366
August	970	1,218	1,727
September	1,372	2,431	1,832
October	2,002	2,908	2,447
November	2,636	3,244	2,660
December	3,140	3,412	3,424
January	3,731	3,475	4,144
February	4,328	3,727	4,762
March	5,266	5,436	5,901
April	5,858	5,982	
May	5,957	5,982	
June	5,957	5,982	

#### QUANTITY METRICS (rolling 12 month period)

	Contract Quantity	Contract Base Number	Contract *	Area Team	Region	England
% of all assessments that were assess and fit appliances (case starts)	313	344	91.0%	62.9%	57.1%	59.2%
% of all assessments that were assess and refuse	7	344	2.0%	11.2%	11.5%	12.0%
% of all assessments that were assess and review	24	344	7.0%	25.9%	31.4%	28.8%
% of case starts with a reported IOTN of 3 and Aesthetic Component of 5 or below	0	313	N/A	0.2%	0.1%	0.1%
% of case starts with a reported IOTN of 3 and Aesthetic Component of 6 or above	14	313	4.5%	5.2%	3.9%	3.9%
% of case starts with a reported IOTN of 4	235	313	75.1%	75.7%	75.9%	77.6%
% of case starts with a reported IOTN of 5	63	313	20.1%	18.4%	17.9%	16.7 %
% of concluded courses in receipt of dual-arch fixed appliances	269	310	86.8%	67.8%	69.5%	72.9%
% of concluded courses where treatment was abandoned or discontinued	22	310	7.1%	9.5%	9.7%	8.7%
% of patients satisfied with the treatment they have received	2	2	100.0%	97.3%	95.2%	95.7%

\* Figures in italics indicate that the base number is less than 100.

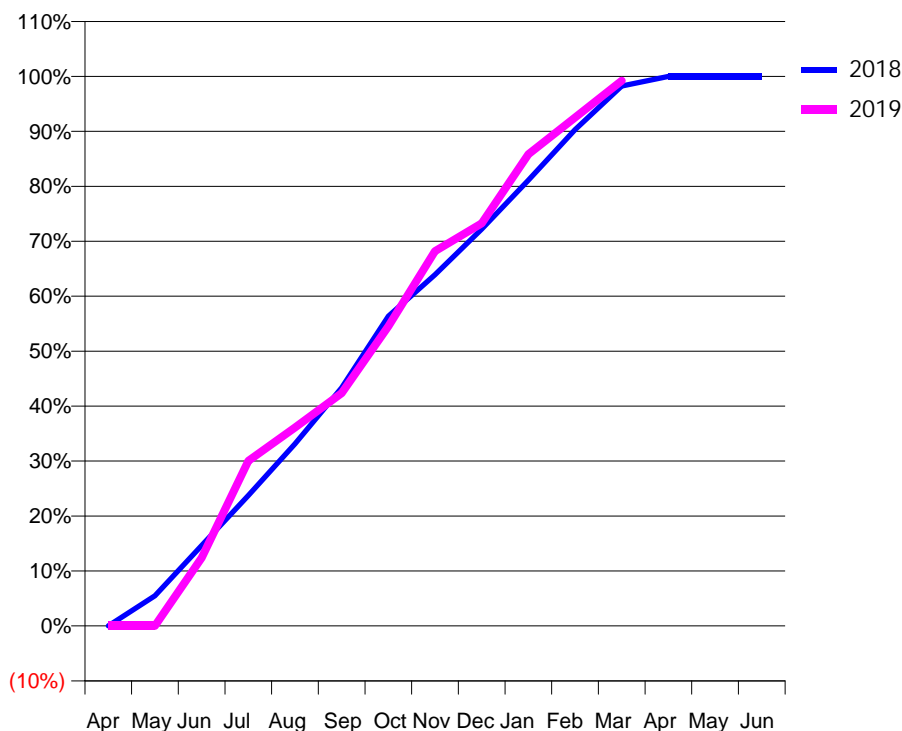
### Q58 - Vital Signs Orthodontic At a Glance Contract Report for 147419/0001 - March 2019

Name or company name	Rickmansworth Orthodontic Practice Ltd	18/19 Contracted general activity (UDA)	0
Contract type name	PDS Contract	Carry forward general activity (UDA)	0
Purpose of contract	Orthodontic	18/19 Contracted orthodontic activity (UOA)	10,376
Contract start date	01/04/2010	Carry forward orthodontic activity (UOA)	0
Contract end date	03/04/2020	Baseline contract value	£657,850.36

ACCESS	Contract	England and Wales
24 month ratio of assessments to patient IDs	1.01	1.08

ACTIVITY	Contract
Contract assess and fit appliances (case starts) as a percentage of Area Team case starts	3.4 %

Cumulative percentage of contracted UOA delivered 2018 & 2019



Month	Adjusted Scheduled Activity (UOA)		
	2017	2018	2019
April	0	0	0
May	995	570	0
June	1,901	1,519	1,285
July	3,329	2,464	3,115
August	3,941	3,437	3,745
September	4,705	4,499	4,396
October	5,848	5,847	5,660
November	6,406	6,632	7,076
December	7,859	7,493	7,601
January	8,556	8,417	8,907
February	8,595	9,367	9,599
March	10,292	10,194	10,292
April	10,376	10,376	
May	10,376	10,376	
June	10,376	10,376	

#### QUANTITY METRICS (rolling 12 month period)

	Contract Quantity	Contract Base Number	Contract *	Area Team	Region	England
% of all assessments that were assess and fit appliances (case starts)	489	762	64.2%	62.9%	57.1%	59.2%
% of all assessments that were assess and refuse	53	762	7.0%	11.2%	11.5%	12.0%
% of all assessments that were assess and review	220	762	28.9%	25.9%	31.4%	28.8%
% of case starts with a reported IOTN of 3 and Aesthetic Component of 5 or below	0	489	N/A	0.2%	0.1%	0.1%
% of case starts with a reported IOTN of 3 and Aesthetic Component of 6 or above	3	489	0.6%	5.2%	3.9%	3.9%
% of case starts with a reported IOTN of 4	363	489	74.2%	75.7%	75.9%	77.6%
% of case starts with a reported IOTN of 5	122	489	24.9%	18.4%	17.9%	16.7 %
% of concluded courses in receipt of dual-arch fixed appliances	446	475	93.9%	67.8%	69.5%	72.9%
% of concluded courses where treatment was abandoned or discontinued	17	475	3.6%	9.5%	9.7%	8.7%
% of patients satisfied with the treatment they have received	8	8	100.0%	97.3%	95.2%	95.7%

\* Figures in italics indicate that the base number is less than 100.

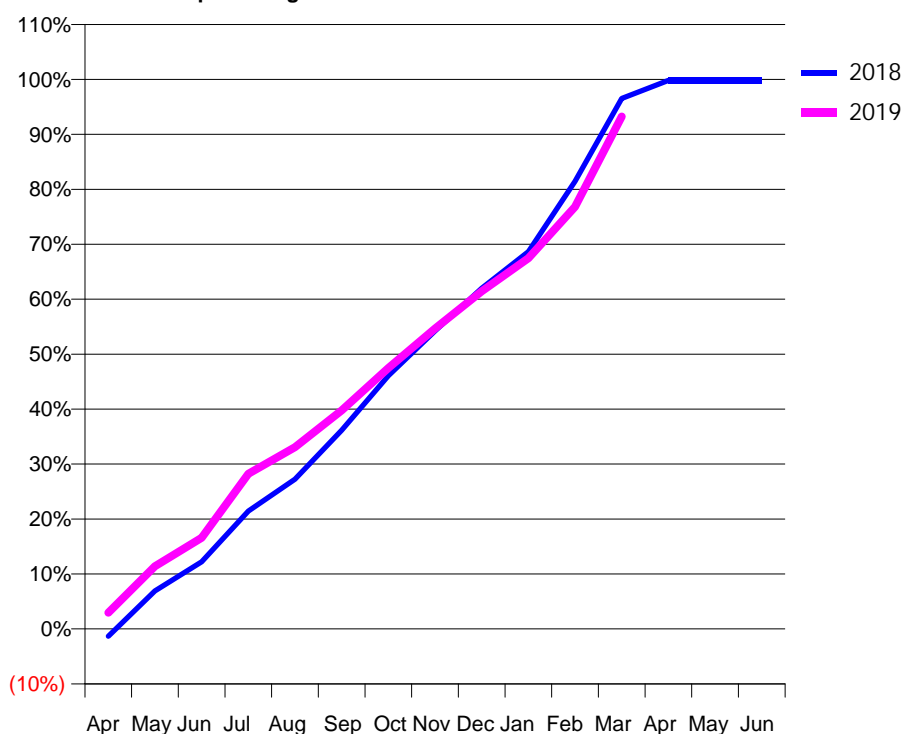
### Q58 - Vital Signs Orthodontic At a Glance Contract Report for 148407/0001 - March 2019

Name or company name	Harpenden Orthodontics LLP	18/19 Contracted general activity (UDA)	0
Contract type name	PDS Contract	Carry forward general activity (UDA)	0
Purpose of contract	Orthodontic	18/19 Contracted orthodontic activity (UOA)	27,721
Contract start date	01/04/2009	Carry forward orthodontic activity (UOA)	52
Contract end date	03/04/2020	Baseline contract value	£1,737,133.35

ACCESS	Contract	England and Wales
24 month ratio of assessments to patient IDs	1.01	1.08

ACTIVITY	Contract
Contract assess and fit appliances (case starts) as a percentage of Area Team case starts	8.8 %

Cumulative percentage of contracted UOA delivered 2018 & 2019



Month	Adjusted Scheduled Activity (UOA)		
	2017	2018	2019
April	213	-371	823
May	2,160	1,922	3,158
June	3,615	3,385	4,598
July	6,752	5,952	7,829
August	8,808	7,552	9,167
September	10,408	10,025	11,023
October	13,566	12,776	13,164
November	16,849	15,025	15,152
December	19,668	17,184	17,028
January	21,697	19,036	18,702
February	24,835	22,578	21,295
March	30,216	26,759	25,840
April	31,425	27,669	
May	31,425	27,669	
June	31,417	27,669	

#### QUANTITY METRICS (rolling 12 month period)

	Contract Quantity	Contract Base Number	Contract *	Area Team	Region	England
% of all assessments that were assess and fit appliances (case starts)	1,280	1,933	66.2%	62.9%	57.1%	59.2%
% of all assessments that were assess and refuse	162	1,933	8.4%	11.2%	11.5%	12.0%
% of all assessments that were assess and review	491	1,933	25.4%	25.9%	31.4%	28.8%
% of case starts with a reported IOTN of 3 and Aesthetic Component of 5 or below	1	1,280	0.1%	0.2%	0.1%	0.1%
% of case starts with a reported IOTN of 3 and Aesthetic Component of 6 or above	61	1,280	4.8%	5.2%	3.9%	3.9%
% of case starts with a reported IOTN of 4	968	1,280	75.6%	75.7%	75.9%	77.6%
% of case starts with a reported IOTN of 5	240	1,280	18.8%	18.4%	17.9%	16.7 %
% of concluded courses in receipt of dual-arch fixed appliances	1,118	1,265	88.4%	67.8%	69.5%	72.9%
% of concluded courses where treatment was abandoned or discontinued	70	1,265	5.5%	9.5%	9.7%	8.7%
% of patients satisfied with the treatment they have received	21	21	100.0%	97.3%	95.2%	95.7%

\* Figures in italics indicate that the base number is less than 100.

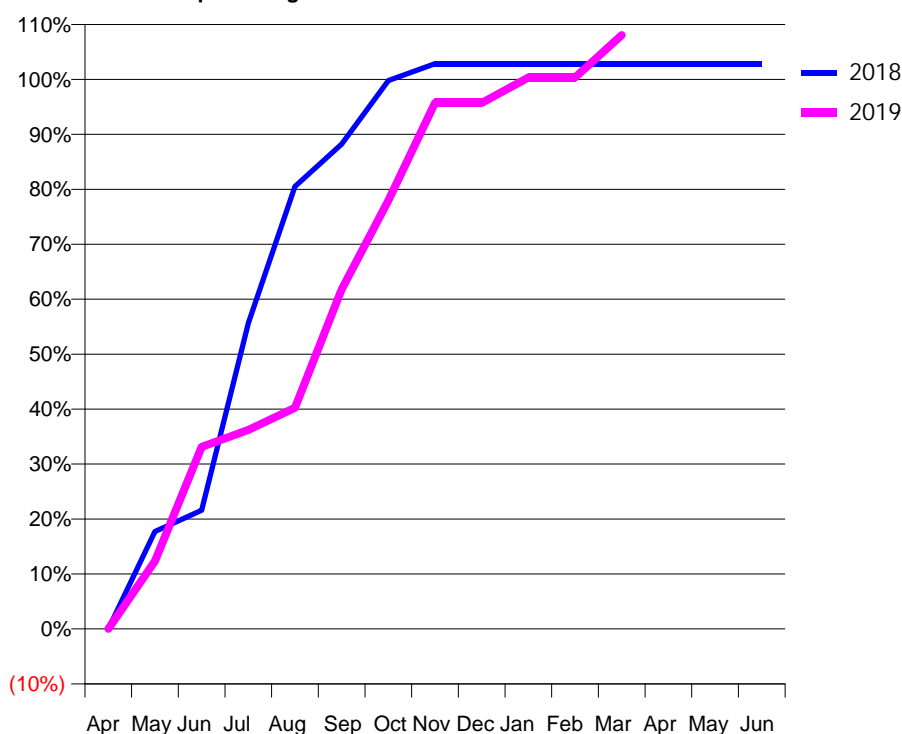
### Q58 - Vital Signs Orthodontic At a Glance Contract Report for 153559/0001 - March 2019

Name or company name	Borehamwood Ortho Clinic Limited	18/19 Contracted general activity (UDA)	0
Contract type name	PDS Contract	Carry forward general activity (UDA)	0
Purpose of contract	Orthodontic	18/19 Contracted orthodontic activity (UOA)	2,725
Contract start date	01/04/2008	Carry forward orthodontic activity (UOA)	0
Contract end date	03/04/2020	Baseline contract value	£172,756.62

ACCESS	Contract	England and Wales
24 month ratio of assessments to patient IDs	1.02	1.08

ACTIVITY	Contract
Contract assess and fit appliances (case starts) as a percentage of Area Team case starts	1.0 %

Cumulative percentage of contracted UOA delivered 2018 & 2019



Month	Adjusted Scheduled Activity (UOA)		
	2017	2018	2019
April	126	0	0
May	546	483	336
June	777	588	903
July	945	1,517	987
August	1,264	2,194	1,096
September	1,999	2,404	1,684
October	2,423	2,719	2,125
November	2,591	2,803	2,608
December	2,866	2,803	2,608
January	2,929	2,803	2,734
February	2,929	2,803	2,734
March	2,929	2,803	2,944
April	2,930	2,803	
May	2,930	2,803	
June	2,930	2,803	

### QUANTITY METRICS (rolling 12 month period)

	Contract Quantity	Contract Base Number	Contract *	Area Team	Region	England
% of all assessments that were assess and fit appliances (case starts)	141	141	100.0%	62.9%	57.1%	59.2%
% of all assessments that were assess and refuse	0	141	0.0%	11.2%	11.5%	12.0%
% of all assessments that were assess and review	0	141	0.0%	25.9%	31.4%	28.8%
% of case starts with a reported IOTN of 3 and Aesthetic Component of 5 or below	0	141	N/A	0.2%	0.1%	0.1%
% of case starts with a reported IOTN of 3 and Aesthetic Component of 6 or above	6	141	4.3%	5.2%	3.9%	3.9%
% of case starts with a reported IOTN of 4	108	141	76.6%	75.7%	75.9%	77.6%
% of case starts with a reported IOTN of 5	26	141	18.4%	18.4%	17.9%	16.7 %
% of concluded courses in receipt of dual-arch fixed appliances	0	89	N/A	67.8%	69.5%	72.9%
% of concluded courses where treatment was abandoned or discontinued	2	89	2.2%	9.5%	9.7%	8.7%
% of patients satisfied with the treatment they have received	3	3	100.0%	97.3%	95.2%	95.7%

\* Figures in italics indicate that the base number is less than 100.



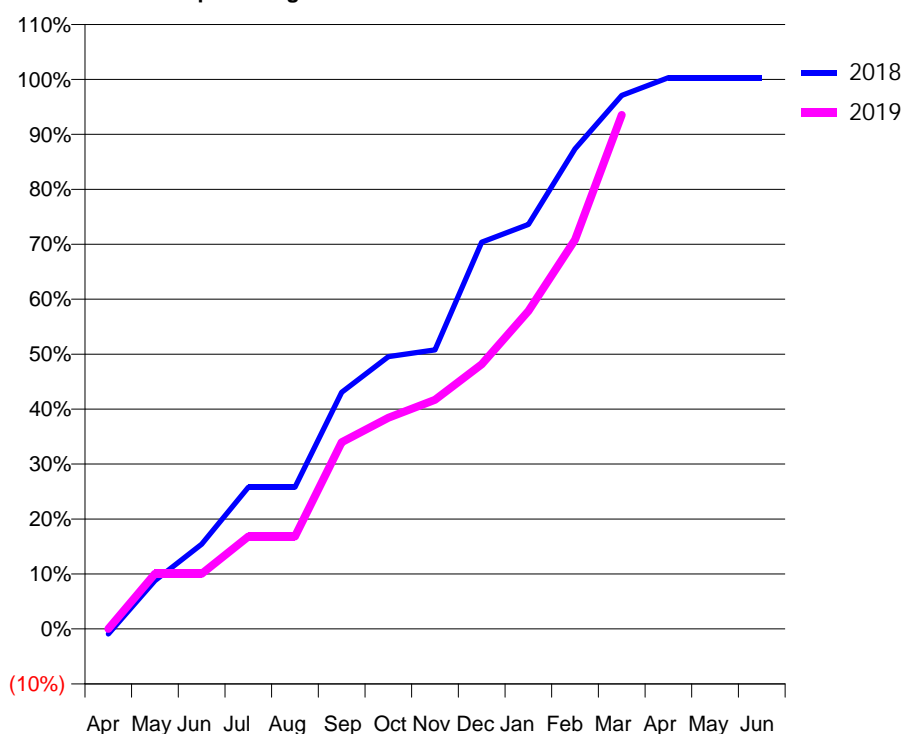
### Q58 - Vital Signs Orthodontic At a Glance Contract Report for 155438/0003 - March 2019

Name or company name	Syteldent Ltd	18/19 Contracted general activity (UDA)	23,050
Contract type name	GDS Contract	Carry forward general activity (UDA)	270
Purpose of contract	General and Orthodontic	18/19 Contracted orthodontic activity (UOA)	648
Contract start date	01/08/2008	Carry forward orthodontic activity (UOA)	0
Contract end date		Baseline contract value	£633,793.30

ACCESS	Contract	England and Wales
24 month ratio of assessments to patient IDs	1.04	1.08

ACTIVITY	Contract
Contract assess and fit appliances (case starts) as a percentage of Area Team case starts	0.2 %

Cumulative percentage of contracted UOA delivered 2018 & 2019



Month	Adjusted Scheduled Activity (UOA)		
	2017	2018	2019
April	0	-6	0
May	43	57	65
June	112	100	65
July	112	167	109
August	180	167	109
September	180	279	220
October	180	321	249
November	316	329	270
December	340	456	312
January	404	477	375
February	469	566	459
March	621	629	606
April	663	650	
May	642	650	
June	642	650	

#### QUANTITY METRICS (rolling 12 month period)

	Contract Quantity	Contract Base Number	Contract *	Area Team	Region	England
% of all assessments that were assess and fit appliances (case starts)	31	45	68.9%	62.9%	57.1%	59.2%
% of all assessments that were assess and refuse	5	45	11.1%	11.2%	11.5%	12.0%
% of all assessments that were assess and review	9	45	20.0%	25.9%	31.4%	28.8%
% of case starts with a reported IOTN of 3 and Aesthetic Component of 5 or below	0	31	<i>N/A</i>	0.2%	0.1%	0.1%
% of case starts with a reported IOTN of 3 and Aesthetic Component of 6 or above	2	31	6.5%	5.2%	3.9%	3.9%
% of case starts with a reported IOTN of 4	27	31	87.1%	75.7%	75.9%	77.6%
% of case starts with a reported IOTN of 5	2	31	6.5%	18.4%	17.9%	16.7 %
% of concluded courses in receipt of dual-arch fixed appliances	22	36	61.1%	67.8%	69.5%	72.9%
% of concluded courses where treatment was abandoned or discontinued	6	36	16.7%	9.5%	9.7%	8.7%
% of patients satisfied with the treatment they have received	1	1	100.0%	97.3%	95.2%	95.7%

\* Figures in italics indicate that the base number is less than 100.

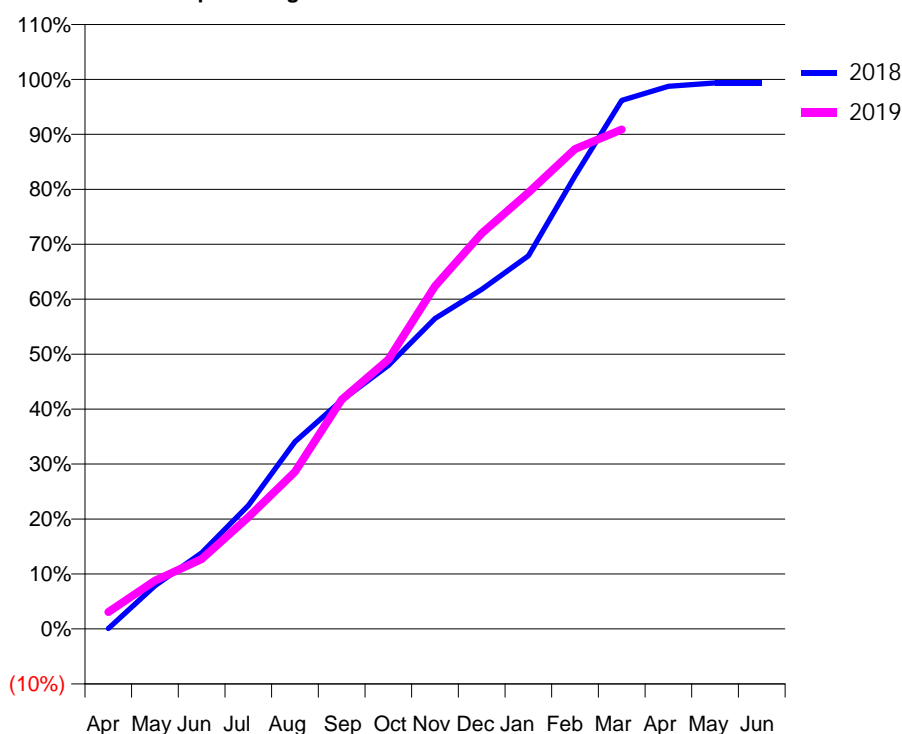
### Q58 - Vital Signs Orthodontic At a Glance Contract Report for 166901/0002 - March 2019

Name or company name	Purely Orthodontics	18/19 Contracted general activity (UDA)	0
Contract type name	PDS Contract	Carry forward general activity (UDA)	0
Purpose of contract	Orthodontic	18/19 Contracted orthodontic activity (UOA)	10,707
Contract start date	08/08/2007	Carry forward orthodontic activity (UOA)	92
Contract end date	01/05/2020	Baseline contract value	£673,598.68

ACCESS	Contract	England and Wales
24 month ratio of assessments to patient IDs	1.04	1.08

ACTIVITY	Contract
Contract assess and fit appliances (case starts) as a percentage of Area Team case starts	3.3 %

Cumulative percentage of contracted UOA delivered 2018 & 2019



Month	Adjusted Scheduled Activity (UOA)		
	2017	2018	2019
April	-105	9	328
May	842	840	938
June	2,153	1,482	1,359
July	2,755	2,405	2,179
August	3,411	3,647	3,061
September	4,066	4,456	4,469
October	5,121	5,132	5,251
November	6,448	6,048	6,679
December	7,120	6,613	7,708
January	7,351	7,269	8,500
February	8,906	8,824	9,349
March	9,654	10,298	9,728
April	10,219	10,571	
May	10,568	10,635	
June	10,632	10,636	

### QUANTITY METRICS (rolling 12 month period)

	Contract Quantity	Contract Base Number	Contract *	Area Team	Region	England
% of all assessments that were assess and fit appliances (case starts)	480	618	77.7%	62.9%	57.1%	59.2%
% of all assessments that were assess and refuse	25	618	4.0%	11.2%	11.5%	12.0%
% of all assessments that were assess and review	113	618	18.3%	25.9%	31.4%	28.8%
% of case starts with a reported IOTN of 3 and Aesthetic Component of 5 or below	1	480	0.2%	0.2%	0.1%	0.1%
% of case starts with a reported IOTN of 3 and Aesthetic Component of 6 or above	13	480	2.7%	5.2%	3.9%	3.9%
% of case starts with a reported IOTN of 4	361	480	75.2%	75.7%	75.9%	77.6%
% of case starts with a reported IOTN of 5	105	480	21.9%	18.4%	17.9%	16.7 %
% of concluded courses in receipt of dual-arch fixed appliances	311	348	89.4%	67.8%	69.5%	72.9%
% of concluded courses where treatment was abandoned or discontinued	33	348	9.5%	9.5%	9.7%	8.7%
% of patients satisfied with the treatment they have received	7	7	100.0%	97.3%	95.2%	95.7%

\* Figures in italics indicate that the base number is less than 100.

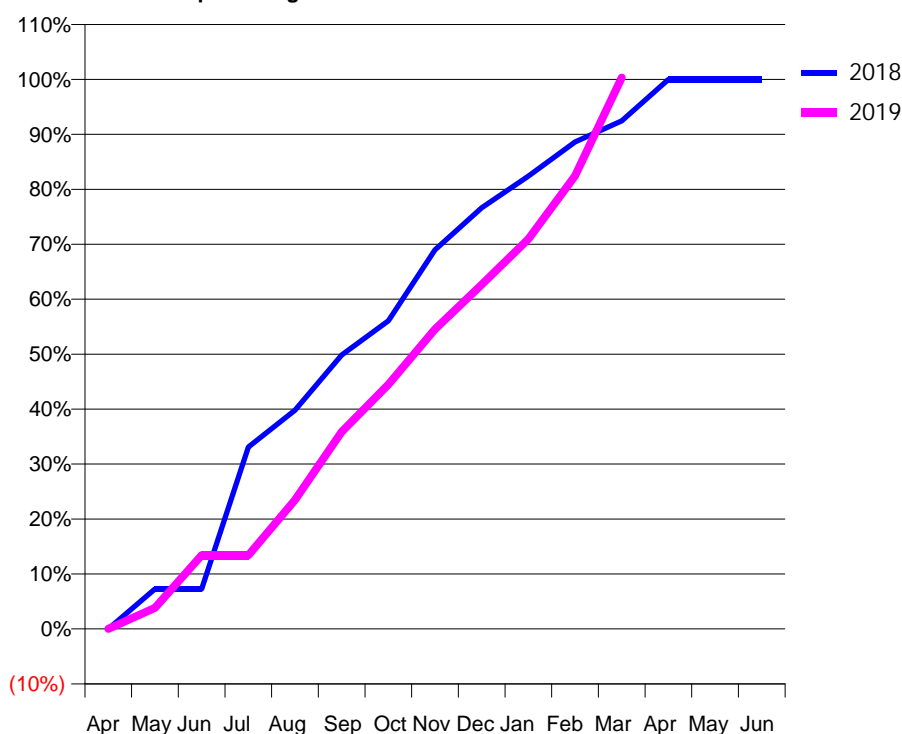
### Q58 - Vital Signs Orthodontic At a Glance Contract Report for 167045/0001 - March 2019

Name or company name	QUALITY DENTAL CARE LIMITED	18/19 Contracted general activity (UDA)	18,500
Contract type name	GDS Contract	Carry forward general activity (UDA)	0
Purpose of contract	General and Orthodontic	18/19 Contracted orthodontic activity (UOA)	4,389
Contract start date	05/02/2008	Carry forward orthodontic activity (UOA)	0
Contract end date		Baseline contract value	£720,813.73

ACCESS	Contract	England and Wales
24 month ratio of assessments to patient IDs	1.09	1.08

ACTIVITY	Contract
Contract assess and fit appliances (case starts) as a percentage of Area Team case starts	1.4 %

Cumulative percentage of contracted UOA delivered 2018 & 2019



Month	Adjusted Scheduled Activity (UOA)		
	2017	2018	2019
April	0	0	0
May	697	319	168
June	1,056	319	588
July	1,387	1,453	588
August	2,269	1,747	1,029
September	2,269	2,188	1,575
October	2,752	2,461	1,953
November	2,899	3,028	2,394
December	3,277	3,364	2,751
January	3,646	3,616	3,115
February	3,646	3,889	3,618
March	4,389	4,057	4,403
April	4,389	4,389	
May	4,389	4,389	
June	4,389	4,389	

### QUANTITY METRICS (rolling 12 month period)

	Contract Quantity	Contract Base Number	Contract *	Area Team	Region	England
% of all assessments that were assess and fit appliances (case starts)	207	595	34.8%	62.9%	57.1%	59.2%
% of all assessments that were assess and refuse	41	595	6.9%	11.2%	11.5%	12.0%
% of all assessments that were assess and review	347	595	58.3%	25.9%	31.4%	28.8%
% of case starts with a reported IOTN of 3 and Aesthetic Component of 5 or below	0	207	N/A	0.2%	0.1%	0.1%
% of case starts with a reported IOTN of 3 and Aesthetic Component of 6 or above	0	207	N/A	5.2%	3.9%	3.9%
% of case starts with a reported IOTN of 4	134	207	64.7%	75.7%	75.9%	77.6%
% of case starts with a reported IOTN of 5	72	207	34.8%	18.4%	17.9%	16.7 %
% of concluded courses in receipt of dual-arch fixed appliances	148	181	81.8%	67.8%	69.5%	72.9%
% of concluded courses where treatment was abandoned or discontinued	27	181	14.9%	9.5%	9.7%	8.7%
% of patients satisfied with the treatment they have received	1	1	100.0%	97.3%	95.2%	95.7%

\* Figures in italics indicate that the base number is less than 100.

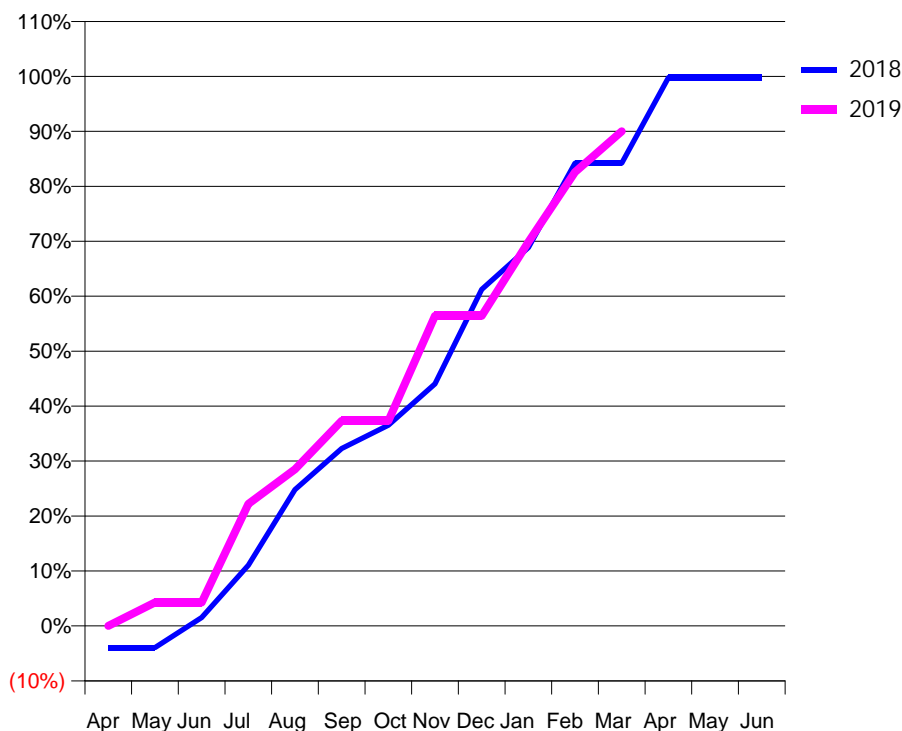
### Q58 - Vital Signs Orthodontic At a Glance Contract Report for 168513/0001 - March 2019

Name or company name	MHT Solutions Ltd	18/19 Contracted general activity (UDA)	0
Contract type name	PDS Contract	Carry forward general activity (UDA)	0
Purpose of contract	Orthodontic	18/19 Contracted orthodontic activity (UOA)	9,915
Contract start date	01/06/2011	Carry forward orthodontic activity (UOA)	0
Contract end date	29/05/2020	Baseline contract value	£671,962.72

ACCESS	Contract	England and Wales
24 month ratio of assessments to patient IDs	1.01	1.08

ACTIVITY	Contract
Contract assess and fit appliances (case starts) as a percentage of Area Team case starts	3.4 %

Cumulative percentage of contracted UOA delivered 2018 & 2019



Month	Adjusted Scheduled Activity (UOA)		
	2017	2018	2019
April	-77	-395	0
May	345	-395	424
June	345	152	424
July	1,983	1,099	2,203
August	2,407	2,466	2,827
September	3,345	3,209	3,701
October	4,119	3,630	3,701
November	4,973	4,378	5,595
December	6,168	6,084	5,595
January	6,677	6,842	6,928
February	7,225	8,366	8,187
March	7,981	8,366	8,923
April	9,522	9,918	
May	9,522	9,918	
June	9,522	9,918	

#### QUANTITY METRICS (rolling 12 month period)

	Contract Quantity	Contract Base Number	Contract *	Area Team	Region	England
% of all assessments that were assess and fit appliances (case starts)	488	838	58.2%	62.9%	57.1%	59.2%
% of all assessments that were assess and refuse	223	838	26.6%	11.2%	11.5%	12.0%
% of all assessments that were assess and review	127	838	15.2%	25.9%	31.4%	28.8%
% of case starts with a reported IOTN of 3 and Aesthetic Component of 5 or below	0	488	N/A	0.2%	0.1%	0.1%
% of case starts with a reported IOTN of 3 and Aesthetic Component of 6 or above	30	488	6.1%	5.2%	3.9%	3.9%
% of case starts with a reported IOTN of 4	340	488	69.7%	75.7%	75.9%	77.6%
% of case starts with a reported IOTN of 5	112	488	23.0%	18.4%	17.9%	16.7 %
% of concluded courses in receipt of dual-arch fixed appliances	428	472	90.7%	67.8%	69.5%	72.9%
% of concluded courses where treatment was abandoned or discontinued	24	472	5.1%	9.5%	9.7%	8.7%
% of patients satisfied with the treatment they have received	19	20	95.0%	97.3%	95.2%	95.7%

\* Figures in italics indicate that the base number is less than 100.

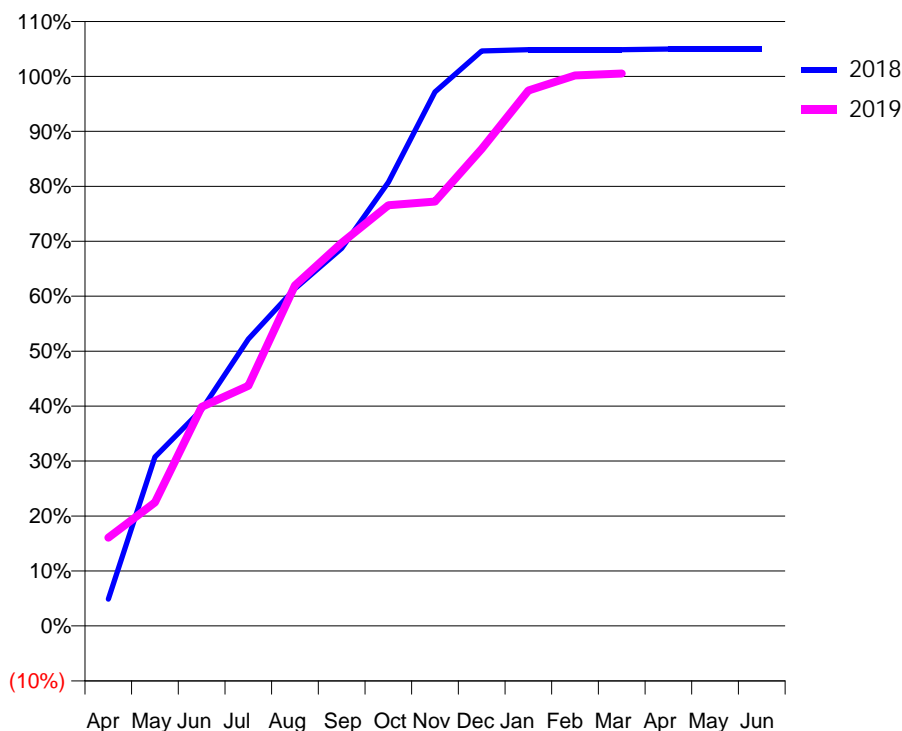
### Q58 - Vital Signs Orthodontic At a Glance Contract Report for 171247/0001 - March 2019

Name or company name	Sharing Smiles Orthodontics Ltd	18/19 Contracted general activity (UDA)	0
Contract type name	PDS Contract	Carry forward general activity (UDA)	0
Purpose of contract	Orthodontic	18/19 Contracted orthodontic activity (UOA)	18,907
Contract start date	01/08/2010	Carry forward orthodontic activity (UOA)	0
Contract end date	29/05/2020	Baseline contract value	£1,160,220.60

ACCESS	Contract	England and Wales
24 month ratio of assessments to patient IDs	1.00	1.08

ACTIVITY	Contract
Contract assess and fit appliances (case starts) as a percentage of Area Team case starts	6.2 %

Cumulative percentage of contracted UOA delivered 2018 & 2019



Month	Adjusted Scheduled Activity (UOA)		
	2017	2018	2019
April	21	924	3,034
May	2,919	5,811	4,247
June	4,515	7,438	7,535
July	5,971	9,870	8,261
August	14,680	11,607	11,717
September	16,727	12,990	13,178
October	16,998	15,269	14,473
November	19,011	18,371	14,602
December	19,171	19,782	16,409
January	19,197	19,824	18,418
February	19,197	19,824	18,939
March	19,197	19,824	19,000
April	19,197	19,845	
May	19,197	19,845	
June	19,197	19,845	

#### QUANTITY METRICS (rolling 12 month period)

	Contract Quantity	Contract Base Number	Contract *	Area Team	Region	England
% of all assessments that were assess and fit appliances (case starts)	900	1,173	76.7%	62.9%	57.1%	59.2%
% of all assessments that were assess and refuse	271	1,173	23.1%	11.2%	11.5%	12.0%
% of all assessments that were assess and review	2	1,173	0.2%	25.9%	31.4%	28.8%
% of case starts with a reported IOTN of 3 and Aesthetic Component of 5 or below	8	900	0.9%	0.2%	0.1%	0.1%
% of case starts with a reported IOTN of 3 and Aesthetic Component of 6 or above	101	900	11.2%	5.2%	3.9%	3.9%
% of case starts with a reported IOTN of 4	628	900	69.8%	75.7%	75.9%	77.6%
% of case starts with a reported IOTN of 5	163	900	18.1%	18.4%	17.9%	16.7 %
% of concluded courses in receipt of dual-arch fixed appliances	1,344	1,643	81.8%	67.8%	69.5%	72.9%
% of concluded courses where treatment was abandoned or discontinued	289	1,643	17.6%	9.5%	9.7%	8.7%
% of patients satisfied with the treatment they have received	11	11	100.0%	97.3%	95.2%	95.7%

\* Figures in italics indicate that the base number is less than 100.

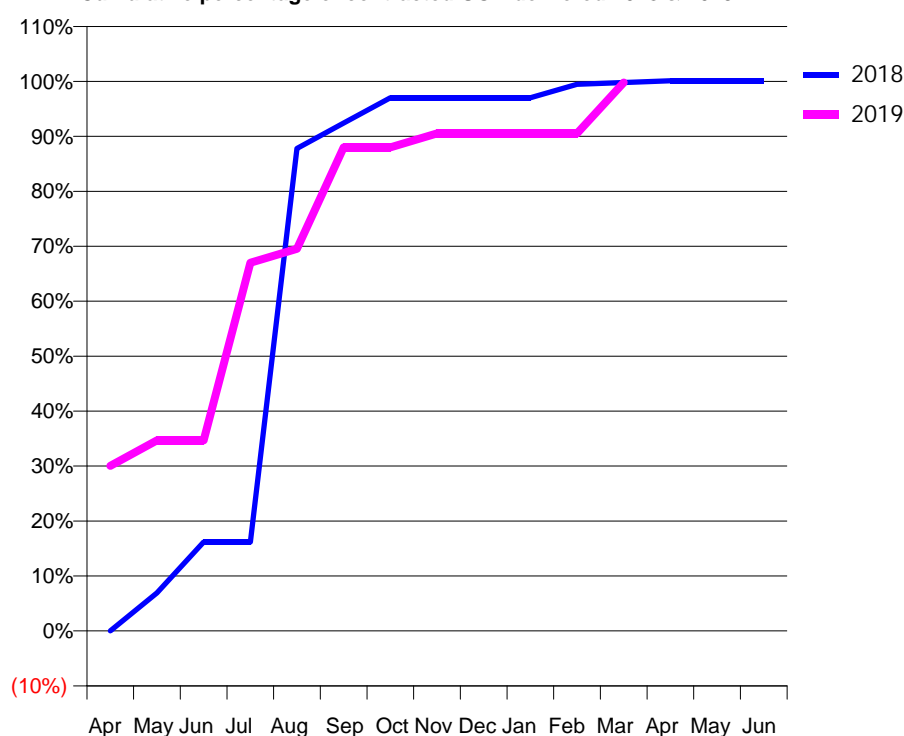
### Q58 - Vital Signs Orthodontic At a Glance Contract Report for 178187/0001 - March 2019

Name or company name	Oradi Ltd.	18/19 Contracted general activity (UDA)	0
Contract type name	PDS Contract	Carry forward general activity (UDA)	0
Purpose of contract	General and Orthodontic	18/19 Contracted orthodontic activity (UOA)	909
Contract start date	01/04/2008	Carry forward orthodontic activity (UOA)	0
Contract end date	31/03/2026	Baseline contract value	£60,621.68

ACCESS	Contract	England and Wales
24 month ratio of assessments to patient IDs	1.07	1.08

ACTIVITY	Contract
Contract assess and fit appliances (case starts) as a percentage of Area Team case starts	0.3 %

Cumulative percentage of contracted UOA delivered 2018 & 2019



Month	Adjusted Scheduled Activity (UOA)		
	2017	2018	2019
April	0	0	273
May	316	63	315
June	316	147	315
July	505	147	609
August	547	798	632
September	652	840	800
October	843	882	800
November	885	882	823
December	886	882	823
January	886	882	823
February	909	904	823
March	909	907	907
April	909	910	
May	909	910	
June	909	910	

### QUANTITY METRICS (rolling 12 month period)

	Contract Quantity	Contract Base Number	Contract *	Area Team	Region	England
% of all assessments that were assess and fit appliances (case starts)	45	50	90.0%	62.9%	57.1%	59.2%
% of all assessments that were assess and refuse	1	50	2.0%	11.2%	11.5%	12.0%
% of all assessments that were assess and review	4	50	8.0%	25.9%	31.4%	28.8%
% of case starts with a reported IOTN of 3 and Aesthetic Component of 5 or below	0	45	<i>N/A</i>	0.2%	0.1%	0.1%
% of case starts with a reported IOTN of 3 and Aesthetic Component of 6 or above	1	45	2.2%	5.2%	3.9%	3.9%
% of case starts with a reported IOTN of 4	42	45	93.3%	75.7%	75.9%	77.6%
% of case starts with a reported IOTN of 5	2	45	4.4%	18.4%	17.9%	16.7 %
% of concluded courses in receipt of dual-arch fixed appliances	6	61	9.8%	67.8%	69.5%	72.9%
% of concluded courses where treatment was abandoned or discontinued	7	61	11.5%	9.5%	9.7%	8.7%
% of patients satisfied with the treatment they have received	0	0	<i>N/A</i>	97.3%	95.2%	95.7%

\* Figures in italics indicate that the base number is less than 100.

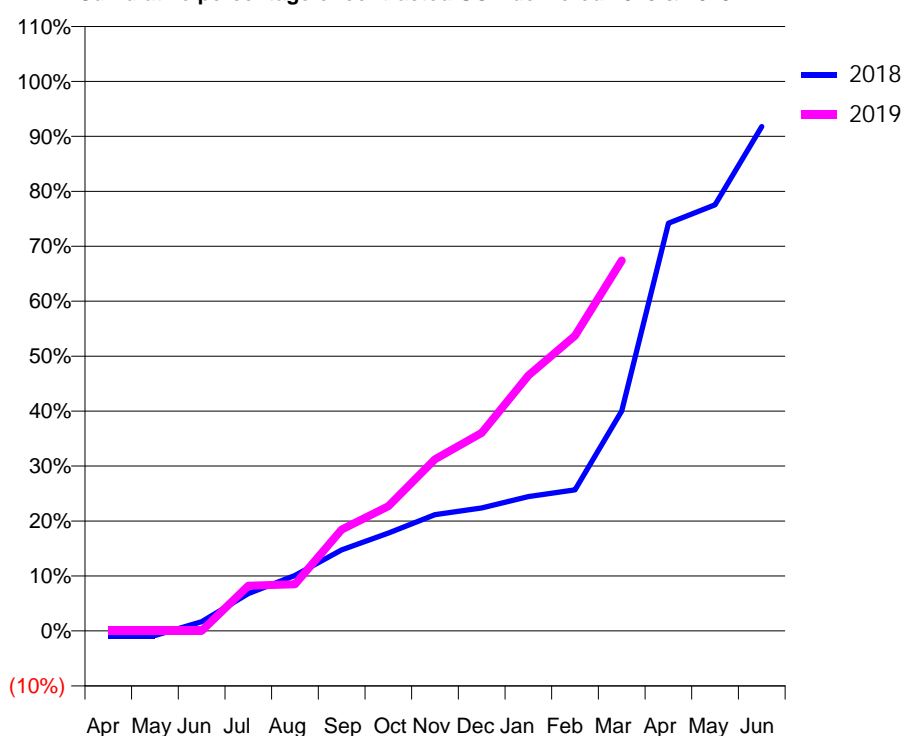
### Q58 - Vital Signs Orthodontic At a Glance Contract Report for 181080/0001 - March 2019

Name or company name	Watford Orthodontic Practice	18/19 Contracted general activity (UDA)	0
Contract type name	PDS Contract	Carry forward general activity (UDA)	0
Purpose of contract	Orthodontic	18/19 Contracted orthodontic activity (UOA)	7,633
Contract start date	01/04/2014	Carry forward orthodontic activity (UOA)	0
Contract end date	03/04/2020	Baseline contract value	£483,948.04

ACCESS	Contract	England and Wales
24 month ratio of assessments to patient IDs	1.09	1.08

ACTIVITY	Contract
Contract assess and fit appliances (case starts) as a percentage of Area Team case starts	2.9 %

Cumulative percentage of contracted UOA delivered 2018 & 2019



Month	Adjusted Scheduled Activity (UOA)		
	2017	2018	2019
April	-11	-65	0
May	-11	-65	0
June	-11	128	0
July	-11	520	628
August	1,127	771	650
September	1,686	1,125	1,408
October	1,948	1,359	1,733
November	2,825	1,617	2,385
December	3,367	1,709	2,751
January	4,172	1,866	3,548
February	4,908	1,959	4,101
March	6,002	3,055	5,145
April	7,067	5,664	
May	7,455	5,919	
June	7,568	7,005	

#### QUANTITY METRICS (rolling 12 month period)

	Contract Quantity	Contract Base Number	Contract *	Area Team	Region	England
% of all assessments that were assess and fit appliances (case starts)	427	625	68.3%	62.9%	57.1%	59.2%
% of all assessments that were assess and refuse	50	625	8.0%	11.2%	11.5%	12.0%
% of all assessments that were assess and review	148	625	23.7%	25.9%	31.4%	28.8%
% of case starts with a reported IOTN of 3 and Aesthetic Component of 5 or below	0	427	N/A	0.2%	0.1%	0.1%
% of case starts with a reported IOTN of 3 and Aesthetic Component of 6 or above	23	427	5.4%	5.2%	3.9%	3.9%
% of case starts with a reported IOTN of 4	282	427	66.0%	75.7%	75.9%	77.6%
% of case starts with a reported IOTN of 5	122	427	28.6%	18.4%	17.9%	16.7 %
% of concluded courses in receipt of dual-arch fixed appliances	255	290	87.9%	67.8%	69.5%	72.9%
% of concluded courses where treatment was abandoned or discontinued	13	290	4.5%	9.5%	9.7%	8.7%
% of patients satisfied with the treatment they have received	6	7	85.7%	97.3%	95.2%	95.7%

\* Figures in italics indicate that the base number is less than 100.

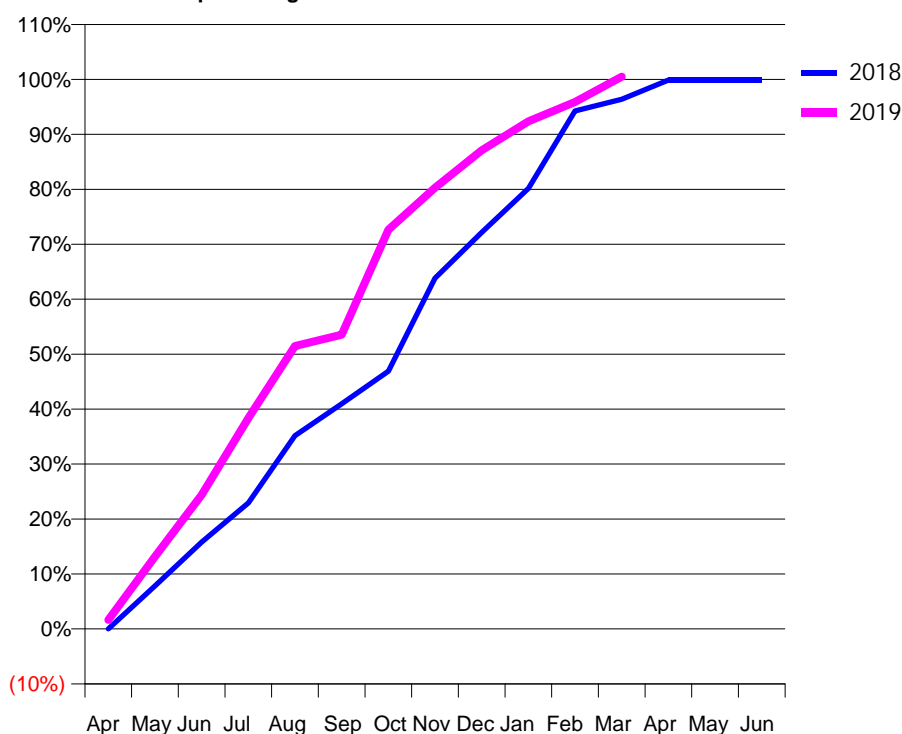
### Q58 - Vital Signs Orthodontic At a Glance Contract Report for 186872/0005 - March 2019

Name or company name	ORTHOWORLD 2000 LTD	18/19 Contracted general activity (UDA)	0
Contract type name	PDS Contract	Carry forward general activity (UDA)	0
Purpose of contract	Orthodontic	18/19 Contracted orthodontic activity (UOA)	7,225
Contract start date	01/04/2006	Carry forward orthodontic activity (UOA)	10
Contract end date	01/05/2020	Baseline contract value	£497,964.39

ACCESS	Contract	England and Wales
24 month ratio of assessments to patient IDs	1.06	1.08

ACTIVITY	Contract
Contract assess and fit appliances (case starts) as a percentage of Area Team case starts	2.4 %

Cumulative percentage of contracted UOA delivered 2018 & 2019



Month	Adjusted Scheduled Activity (UOA)		
	2017	2018	2019
April	107	0	119
May	698	566	952
June	1,168	1,142	1,763
July	1,953	1,657	2,772
August	2,678	2,542	3,720
September	3,100	2,958	3,868
October	3,966	3,389	5,249
November	4,570	4,610	5,799
December	5,648	5,213	6,291
January	6,057	5,792	6,672
February	6,680	6,811	6,928
March	7,181	6,964	7,260
April	7,224	7,215	
May	7,247	7,215	
June	7,247	7,215	

#### QUANTITY METRICS (rolling 12 month period)

	Contract Quantity	Contract Base Number	Contract *	Area Team	Region	England
% of all assessments that were assess and fit appliances (case starts)	354	536	66.0%	62.9%	57.1%	59.2%
% of all assessments that were assess and refuse	61	536	11.4%	11.2%	11.5%	12.0%
% of all assessments that were assess and review	121	536	22.6%	25.9%	31.4%	28.8%
% of case starts with a reported IOTN of 3 and Aesthetic Component of 5 or below	1	354	0.3%	0.2%	0.1%	0.1%
% of case starts with a reported IOTN of 3 and Aesthetic Component of 6 or above	57	354	16.1%	5.2%	3.9%	3.9%
% of case starts with a reported IOTN of 4	253	354	71.5%	75.7%	75.9%	77.6%
% of case starts with a reported IOTN of 5	42	354	11.9%	18.4%	17.9%	16.7 %
% of concluded courses in receipt of dual-arch fixed appliances	334	436	76.6%	67.8%	69.5%	72.9%
% of concluded courses where treatment was abandoned or discontinued	79	436	18.1%	9.5%	9.7%	8.7%
% of patients satisfied with the treatment they have received	6	6	100.0%	97.3%	95.2%	95.7%

\* Figures in italics indicate that the base number is less than 100.



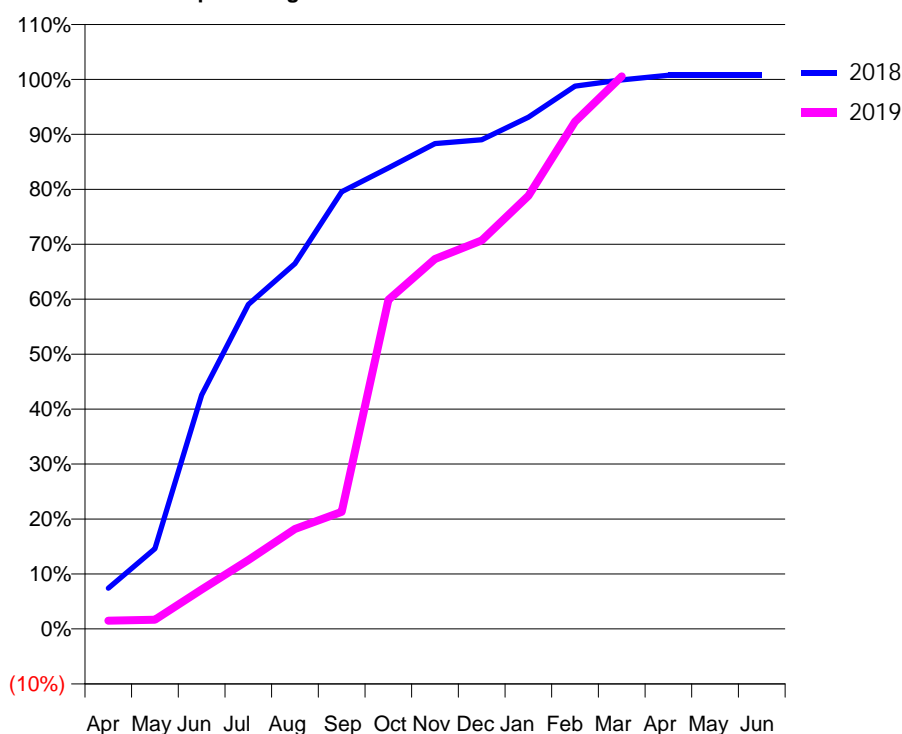
### Q58 - Vital Signs Orthodontic At a Glance Contract Report for 187402/0003 - March 2019

Name or company name	Moopen Dental Care	18/19 Contracted general activity (UDA)	44,871
Contract type name	GDS Contract	Carry forward general activity (UDA)	0
Purpose of contract	General and Orthodontic	18/19 Contracted orthodontic activity (UOA)	2,926
Contract start date	01/02/2015	Carry forward orthodontic activity (UOA)	0
Contract end date		Baseline contract value	£1,438,281.53

ACCESS	Contract	England and Wales
24 month ratio of assessments to patient IDs	1.24	1.08

ACTIVITY	Contract
Contract assess and fit appliances (case starts) as a percentage of Area Team case starts	1.0 %

Cumulative percentage of contracted UOA delivered 2018 & 2019



Month	Adjusted Scheduled Activity (UOA)		
	2017	2018	2019
April	417	217	44
May	638	427	49
June	844	1,245	210
July	1,162	1,728	367
August	1,233	1,945	532
September	1,443	2,328	624
October	1,767	2,454	1,753
November	2,157	2,584	1,969
December	2,657	2,605	2,069
January	2,854	2,725	2,306
February	2,912	2,890	2,701
March	2,957	2,923	2,942
April	2,990	2,948	
May	2,990	2,948	
June	2,990	2,948	

### QUANTITY METRICS (rolling 12 month period)

	Contract Quantity	Contract Base Number	Contract *	Area Team	Region	England
% of all assessments that were assess and fit appliances (case starts)	139	327	42.5%	62.9%	57.1%	59.2%
% of all assessments that were assess and refuse	50	327	15.3%	11.2%	11.5%	12.0%
% of all assessments that were assess and review	138	327	42.2%	25.9%	31.4%	28.8%
% of case starts with a reported IOTN of 3 and Aesthetic Component of 5 or below	0	139	N/A	0.2%	0.1%	0.1%
% of case starts with a reported IOTN of 3 and Aesthetic Component of 6 or above	0	139	N/A	5.2%	3.9%	3.9%
% of case starts with a reported IOTN of 4	104	139	74.8%	75.7%	75.9%	77.6%
% of case starts with a reported IOTN of 5	35	139	25.2%	18.4%	17.9%	16.7 %
% of concluded courses in receipt of dual-arch fixed appliances	0	5	N/A	67.8%	69.5%	72.9%
% of concluded courses where treatment was abandoned or discontinued	0	5	0.0%	9.5%	9.7%	8.7%
% of patients satisfied with the treatment they have received	1	1	100.0%	97.3%	95.2%	95.7%

\* Figures in italics indicate that the base number is less than 100.

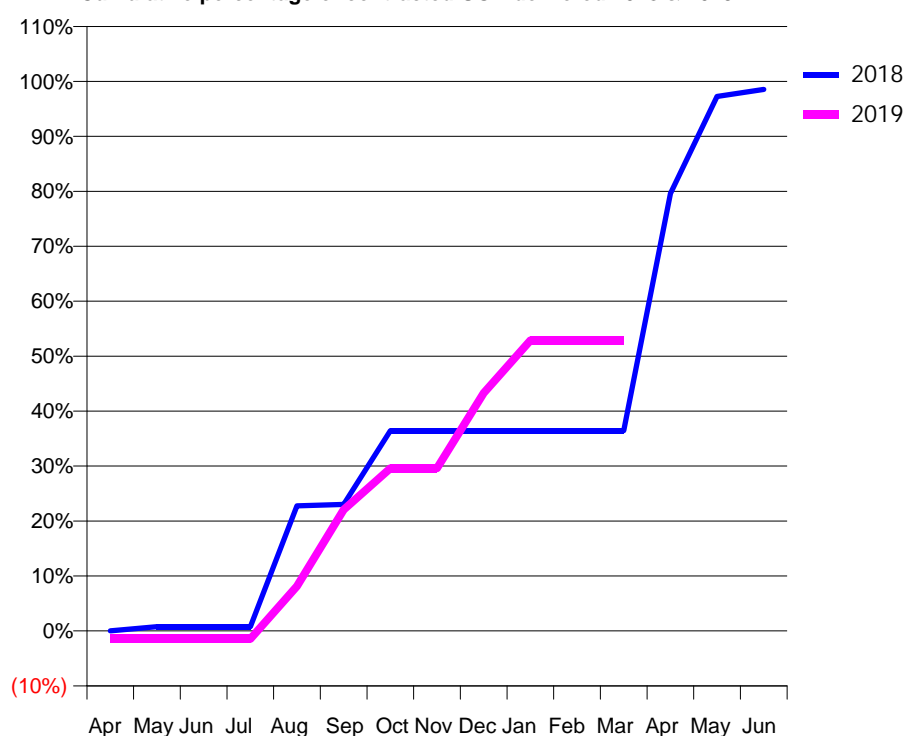
### Q58 - Vital Signs Orthodontic At a Glance Contract Report for 187801/0002 - March 2019

Name or company name	Cheyne Walk	18/19 Contracted general activity (UDA)	0
Contract type name	PDS Contract	Carry forward general activity (UDA)	0
Purpose of contract	Orthodontic	18/19 Contracted orthodontic activity (UOA)	8,135
Contract start date	08/08/2007	Carry forward orthodontic activity (UOA)	119
Contract end date	01/05/2020	Baseline contract value	£546,467.27

ACCESS	Contract	England and Wales
24 month ratio of assessments to patient IDs	1.00	1.08

ACTIVITY	Contract
Contract assess and fit appliances (case starts) as a percentage of Area Team case starts	3.1 %

Cumulative percentage of contracted UOA delivered 2018 & 2019



Month	Adjusted Scheduled Activity (UOA)		
	2017	2018	2019
April	22	0	-119
May	22	63	-119
June	66	63	-119
July	549	63	-119
August	549	1,850	662
September	1,500	1,872	1,796
October	2,092	2,964	2,409
November	3,311	2,964	2,409
December	4,006	2,964	3,522
January	4,494	2,964	4,300
February	5,569	2,964	4,300
March	6,348	2,964	4,300
April	6,348	6,477	
May	8,221	7,911	
June	8,221	8,016	

### QUANTITY METRICS (rolling 12 month period)

	Contract Quantity	Contract Base Number	Contract *	Area Team	Region	England
% of all assessments that were assess and fit appliances (case starts)	454	462	98.3%	62.9%	57.1%	59.2%
% of all assessments that were assess and refuse	1	462	0.2%	11.2%	11.5%	12.0%
% of all assessments that were assess and review	7	462	1.5%	25.9%	31.4%	28.8%
% of case starts with a reported IOTN of 3 and Aesthetic Component of 5 or below	0	454	N/A	0.2%	0.1%	0.1%
% of case starts with a reported IOTN of 3 and Aesthetic Component of 6 or above	0	454	N/A	5.2%	3.9%	3.9%
% of case starts with a reported IOTN of 4	452	454	99.6%	75.7%	75.9%	77.6%
% of case starts with a reported IOTN of 5	0	454	N/A	18.4%	17.9%	16.7 %
% of concluded courses in receipt of dual-arch fixed appliances	2	222	0.9%	67.8%	69.5%	72.9%
% of concluded courses where treatment was abandoned or discontinued	1	222	0.5%	9.5%	9.7%	8.7%
% of patients satisfied with the treatment they have received	31	32	96.9%	97.3%	95.2%	95.7%

\* Figures in italics indicate that the base number is less than 100.

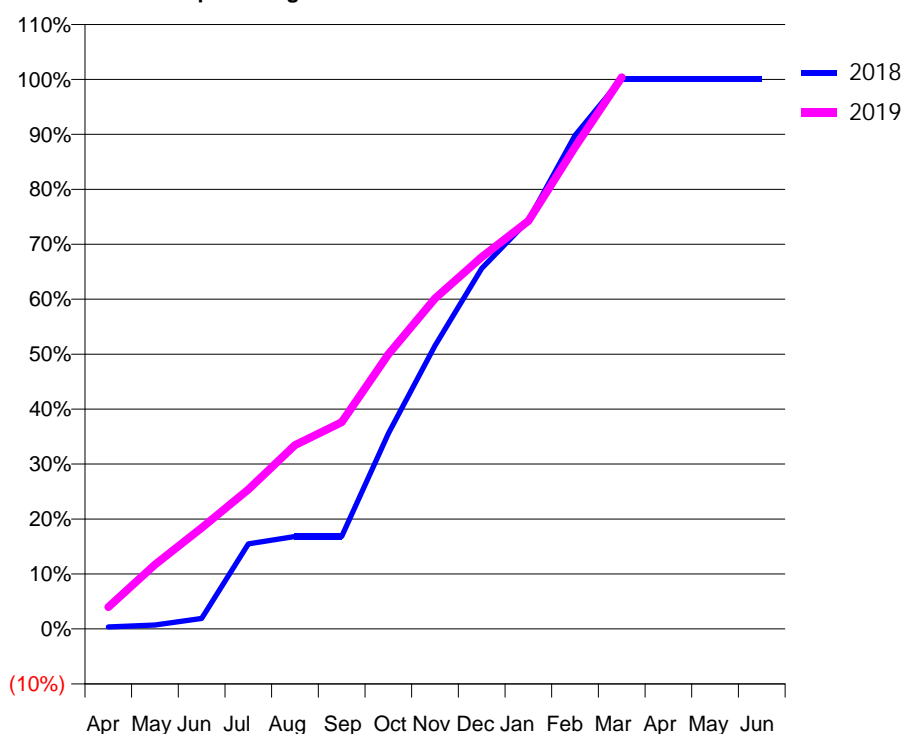
### Q58 - Vital Signs Orthodontic At a Glance Contract Report for 188093/0001 - March 2019

Name or company name	Inline Orthodontics	18/19 Contracted general activity (UDA)	0
Contract type name	PDS Contract	Carry forward general activity (UDA)	0
Purpose of contract	Orthodontic	18/19 Contracted orthodontic activity (UOA)	12,238
Contract start date	01/10/2014	Carry forward orthodontic activity (UOA)	0
Contract end date	03/04/2020	Baseline contract value	£816,083.17

ACCESS	Contract	England and Wales
24 month ratio of assessments to patient IDs	1.00	1.08

ACTIVITY	Contract
Contract assess and fit appliances (case starts) as a percentage of Area Team case starts	4.1 %

Cumulative percentage of contracted UOA delivered 2018 & 2019



Month	Adjusted Scheduled Activity (UOA)		
	2017	2018	2019
April	0	45	487
May	1,740	87	1,432
June	2,746	234	2,251
July	3,182	1,893	3,107
August	4,302	2,061	4,094
September	4,779	2,061	4,602
October	5,661	4,354	6,115
November	6,047	6,307	7,358
December	8,579	8,029	8,282
January	9,419	9,100	9,085
February	10,931	10,990	10,727
March	12,111	12,254	12,281
April	12,115	12,254	
May	12,136	12,254	
June	12,136	12,254	

### QUANTITY METRICS (rolling 12 month period)

	Contract Quantity	Contract Base Number	Contract *	Area Team	Region	England
% of all assessments that were assess and fit appliances (case starts)	591	597	99.0%	62.9%	57.1%	59.2%
% of all assessments that were assess and refuse	6	597	1.0%	11.2%	11.5%	12.0%
% of all assessments that were assess and review	0	597	0.0%	25.9%	31.4%	28.8%
% of case starts with a reported IOTN of 3 and Aesthetic Component of 5 or below	0	591	N/A	0.2%	0.1%	0.1%
% of case starts with a reported IOTN of 3 and Aesthetic Component of 6 or above	19	591	3.2%	5.2%	3.9%	3.9%
% of case starts with a reported IOTN of 4	433	591	73.3%	75.7%	75.9%	77.6%
% of case starts with a reported IOTN of 5	137	591	23.2%	18.4%	17.9%	16.7 %
% of concluded courses in receipt of dual-arch fixed appliances	443	492	90.0%	67.8%	69.5%	72.9%
% of concluded courses where treatment was abandoned or discontinued	34	492	6.9%	9.5%	9.7%	8.7%
% of patients satisfied with the treatment they have received	8	8	100.0%	97.3%	95.2%	95.7%

\* Figures in italics indicate that the base number is less than 100.

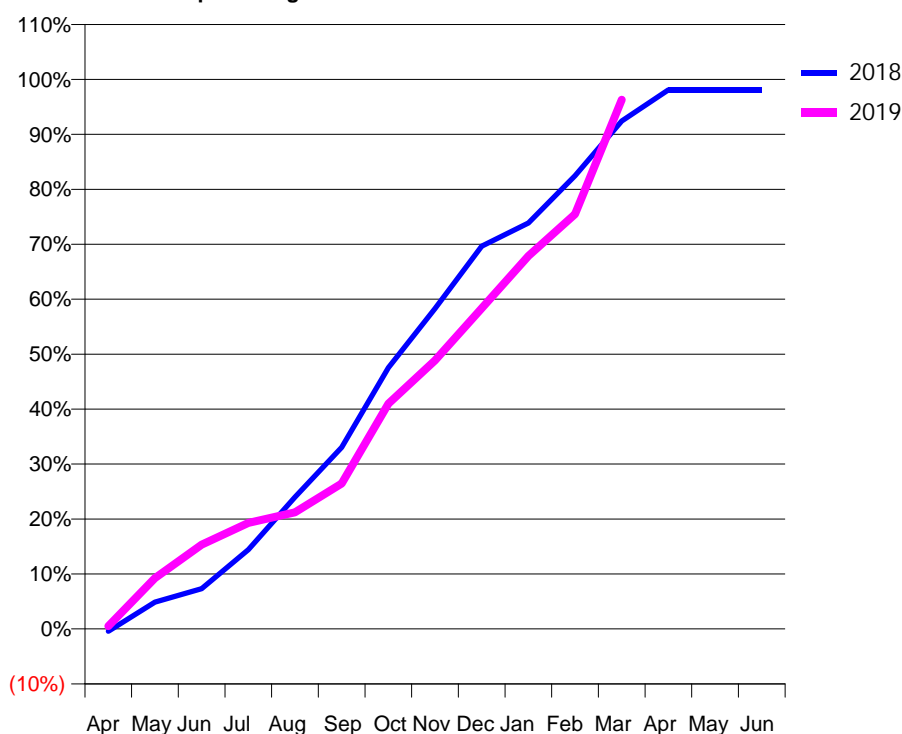
### Q58 - Vital Signs Orthodontic At a Glance Contract Report for 192961/0001 - March 2019

Name or company name	Mrs P Hadj-Bagheri, Mr M Eyrumlu and Mr A Eyruml	18/19 Contracted general activity (UDA)	0
Contract type name	GDS Contract	Carry forward general activity (UDA)	0
Purpose of contract	Orthodontic	18/19 Contracted orthodontic activity (UOA)	4,500
Contract start date	01/12/2014	Carry forward orthodontic activity (UOA)	86
Contract end date		Baseline contract value	£278,293.51

ACCESS	Contract	England and Wales
24 month ratio of assessments to patient IDs	1.14	1.08

ACTIVITY	Contract
Contract assess and fit appliances (case starts) as a percentage of Area Team case starts	1.5 %

Cumulative percentage of contracted UOA delivered 2018 & 2019



Month	Adjusted Scheduled Activity (UOA)		
	2017	2018	2019
April	0	-20	23
May	458	220	417
June	1,280	330	690
July	1,949	649	869
August	2,163	1,080	955
September	2,453	1,487	1,191
October	2,796	2,140	1,845
November	3,206	2,623	2,199
December	3,402	3,133	2,626
January	3,465	3,325	3,054
February	3,812	3,710	3,397
March	4,329	4,159	4,334
April	4,371	4,414	
May	4,480	4,414	
June	4,480	4,414	

#### QUANTITY METRICS (rolling 12 month period)

	Contract Quantity	Contract Base Number	Contract *	Area Team	Region	England
% of all assessments that were assess and fit appliances (case starts)	217	333	65.2%	62.9%	57.1%	59.2%
% of all assessments that were assess and refuse	9	333	2.7%	11.2%	11.5%	12.0%
% of all assessments that were assess and review	107	333	32.1%	25.9%	31.4%	28.8%
% of case starts with a reported IOTN of 3 and Aesthetic Component of 5 or below	0	217	N/A	0.2%	0.1%	0.1%
% of case starts with a reported IOTN of 3 and Aesthetic Component of 6 or above	4	217	1.8%	5.2%	3.9%	3.9%
% of case starts with a reported IOTN of 4	185	217	85.3%	75.7%	75.9%	77.6%
% of case starts with a reported IOTN of 5	26	217	12.0%	18.4%	17.9%	16.7 %
% of concluded courses in receipt of dual-arch fixed appliances	0	1	N/A	67.8%	69.5%	72.9%
% of concluded courses where treatment was abandoned or discontinued	0	1	0.0%	9.5%	9.7%	8.7%
% of patients satisfied with the treatment they have received	0	0	N/A	97.3%	95.2%	95.7%

\* Figures in italics indicate that the base number is less than 100.

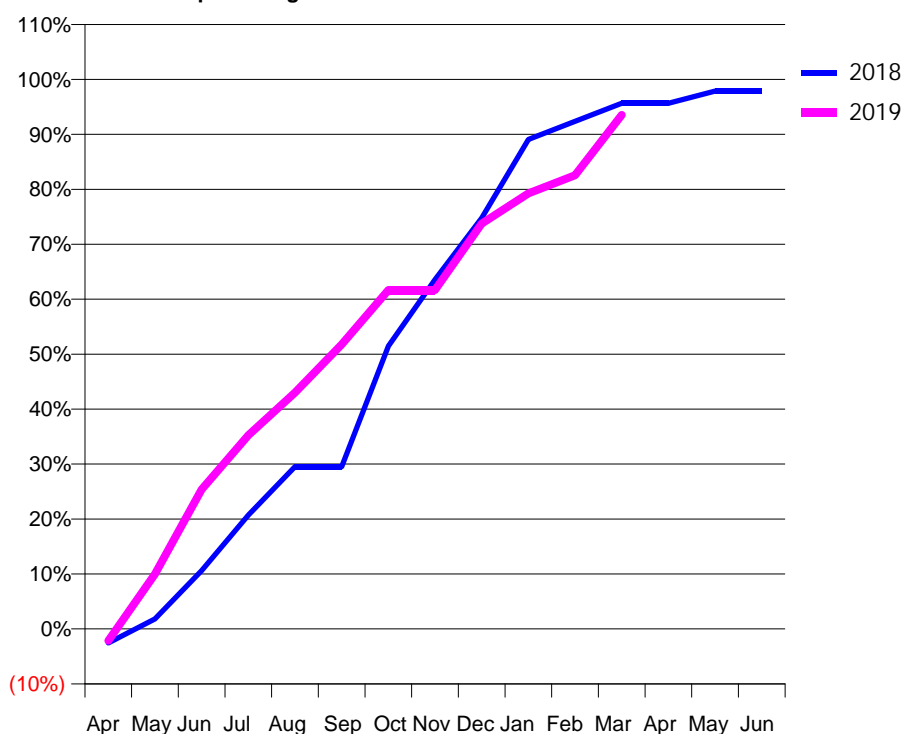
### Q58 - Vital Signs Orthodontic At a Glance Contract Report for 196355/0001 - March 2019

Name or company name	Ortho-Tek Limited	18/19 Contracted general activity (UDA)	0
Contract type name	PDS Contract	Carry forward general activity (UDA)	0
Purpose of contract	Orthodontic	18/19 Contracted orthodontic activity (UOA)	1,911
Contract start date	01/04/2009	Carry forward orthodontic activity (UOA)	41
Contract end date	03/04/2020	Baseline contract value	£120,208.39

ACCESS	Contract	England and Wales
24 month ratio of assessments to patient IDs	1.00	1.08

ACTIVITY	Contract
Contract assess and fit appliances (case starts) as a percentage of Area Team case starts	0.6 %

Cumulative percentage of contracted UOA delivered 2018 & 2019



Month	Adjusted Scheduled Activity (UOA)		
	2017	2018	2019
April	0	-49	-41
May	224	35	191
June	337	203	485
July	491	396	674
August	556	564	822
September	711	564	990
October	711	984	1,179
November	1,029	1,215	1,179
December	1,241	1,429	1,410
January	1,325	1,702	1,515
February	1,388	1,765	1,578
March	1,406	1,828	1,788
April	1,805	1,828	
May	1,847	1,870	
June	1,847	1,870	

### QUANTITY METRICS (rolling 12 month period)

	Contract Quantity	Contract Base Number	Contract *	Area Team	Region	England
% of all assessments that were assess and fit appliances (case starts)	89	89	100.0%	62.9%	57.1%	59.2%
% of all assessments that were assess and refuse	0	89	0.0%	11.2%	11.5%	12.0%
% of all assessments that were assess and review	0	89	0.0%	25.9%	31.4%	28.8%
% of case starts with a reported IOTN of 3 and Aesthetic Component of 5 or below	1	89	1.1%	0.2%	0.1%	0.1%
% of case starts with a reported IOTN of 3 and Aesthetic Component of 6 or above	1	89	1.1%	5.2%	3.9%	3.9%
% of case starts with a reported IOTN of 4	71	89	79.8%	75.7%	75.9%	77.6%
% of case starts with a reported IOTN of 5	16	89	18.0%	18.4%	17.9%	16.7%
% of concluded courses in receipt of dual-arch fixed appliances	77	85	90.6%	67.8%	69.5%	72.9%
% of concluded courses where treatment was abandoned or discontinued	8	85	9.4%	9.5%	9.7%	8.7%
% of patients satisfied with the treatment they have received	1	1	100.0%	97.3%	95.2%	95.7%

\* Figures in italics indicate that the base number is less than 100.

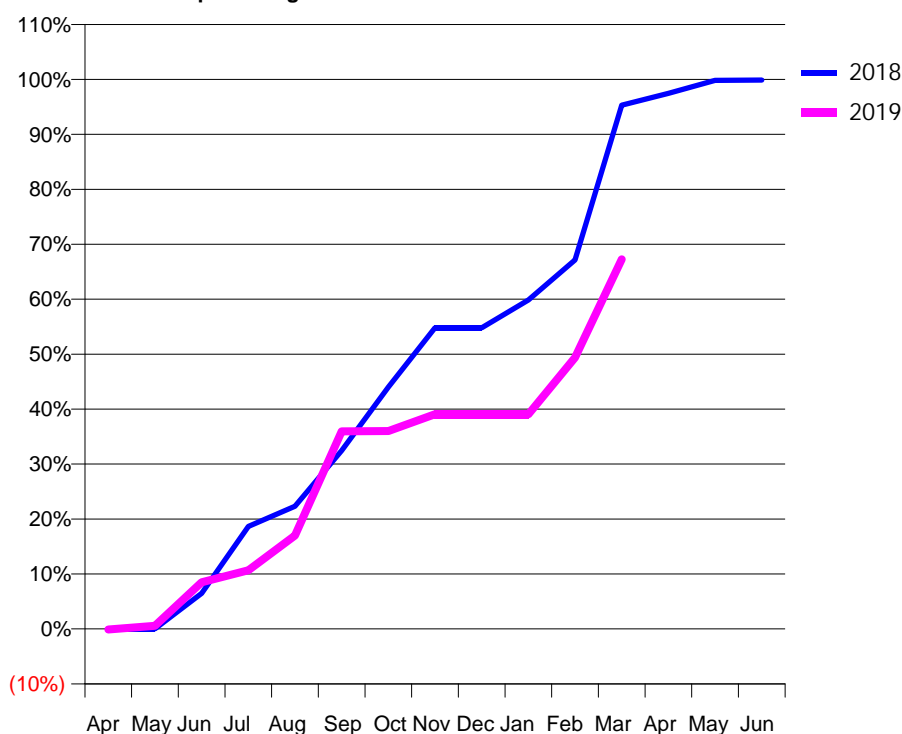
### Q58 - Vital Signs Orthodontic At a Glance Contract Report for 197726/0001 - March 2019

Name or company name	The Tomlinson Avenue Orthodontic Centre Ltd	18/19 Contracted general activity (UDA)	0
Contract type name	PDS Contract	Carry forward general activity (UDA)	0
Purpose of contract	Orthodontic	18/19 Contracted orthodontic activity (UOA)	2,937
Contract start date	15/12/2010	Carry forward orthodontic activity (UOA)	4
Contract end date	29/05/2020	Baseline contract value	£169,294.38

ACCESS	Contract	England and Wales
24 month ratio of assessments to patient IDs	1.05	1.08

ACTIVITY	Contract
Contract assess and fit appliances (case starts) as a percentage of Area Team case starts	0.7 %

Cumulative percentage of contracted UOA delivered 2018 & 2019



Month	Adjusted Scheduled Activity (UOA)		
	2017	2018	2019
April	-12	0	-4
May	-12	0	17
June	-12	191	250
July	-12	548	314
August	1,273	656	499
September	1,568	953	1,056
October	1,631	1,293	1,057
November	2,118	1,610	1,148
December	2,328	1,610	1,148
January	2,476	1,758	1,148
February	2,876	1,972	1,450
March	2,939	2,799	1,975
April	2,939	2,862	
May	2,939	2,932	
June	2,939	2,933	

#### QUANTITY METRICS (rolling 12 month period)

	Contract Quantity	Contract Base Number	Contract *	Area Team	Region	England
% of all assessments that were assess and fit appliances (case starts)	97	173	56.1%	62.9%	57.1%	59.2%
% of all assessments that were assess and refuse	2	173	1.2%	11.2%	11.5%	12.0%
% of all assessments that were assess and review	74	173	42.8%	25.9%	31.4%	28.8%
% of case starts with a reported IOTN of 3 and Aesthetic Component of 5 or below	0	97	<i>N/A</i>	0.2%	0.1%	0.1%
% of case starts with a reported IOTN of 3 and Aesthetic Component of 6 or above	1	97	1.0%	5.2%	3.9%	3.9%
% of case starts with a reported IOTN of 4	81	97	83.5%	75.7%	75.9%	77.6%
% of case starts with a reported IOTN of 5	15	97	15.5%	18.4%	17.9%	16.7%
% of concluded courses in receipt of dual-arch fixed appliances	36	36	100.0%	67.8%	69.5%	72.9%
% of concluded courses where treatment was abandoned or discontinued	0	36	0.0%	9.5%	9.7%	8.7%
% of patients satisfied with the treatment they have received	2	2	100.0%	97.3%	95.2%	95.7%

\* Figures in italics indicate that the base number is less than 100.

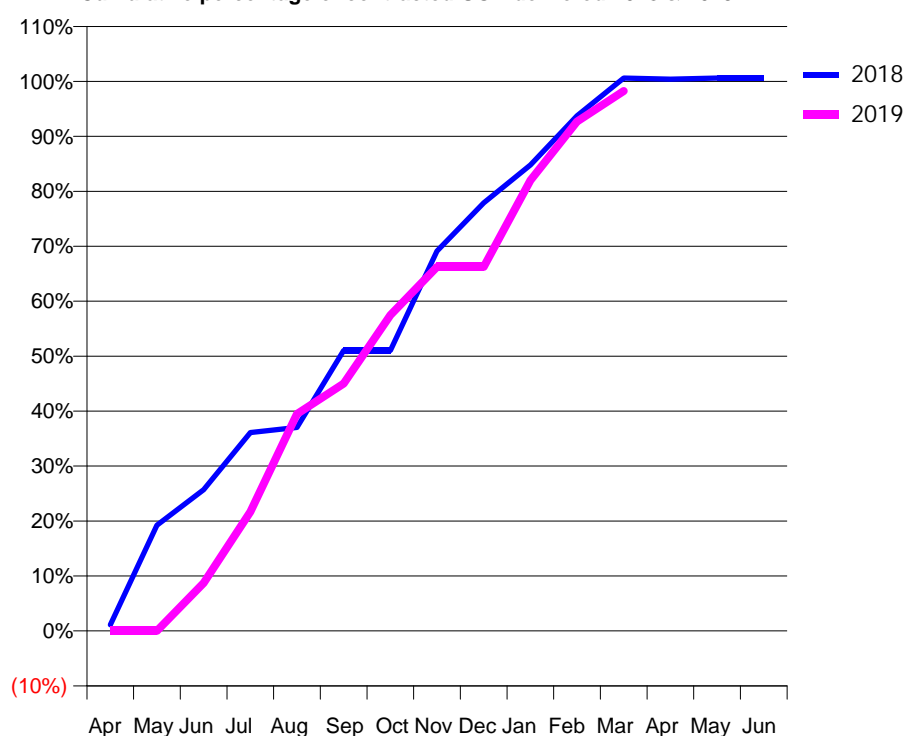
### Q58 - Vital Signs Orthodontic At a Glance Contract Report for 199761/0001 - March 2019

Name or company name	Watford Orthodontics Limited	18/19 Contracted general activity (UDA)	0
Contract type name	PDS Contract	Carry forward general activity (UDA)	0
Purpose of contract	Orthodontic	18/19 Contracted orthodontic activity (UOA)	11,015
Contract start date	01/04/2009	Carry forward orthodontic activity (UOA)	0
Contract end date	03/04/2020	Baseline contract value	£699,662.76

ACCESS	Contract	England and Wales
24 month ratio of assessments to patient IDs	1.01	1.08

ACTIVITY	Contract
Contract assess and fit appliances (case starts) as a percentage of Area Team case starts	3.6 %

Cumulative percentage of contracted UOA delivered 2018 & 2019



Month	Adjusted Scheduled Activity (UOA)		
	2017	2018	2019
April	-244	124	0
May	739	2,119	0
June	739	2,833	960
July	1,690	3,975	2,388
August	4,687	4,080	4,349
September	5,468	5,624	4,958
October	5,888	5,624	6,331
November	7,403	7,614	7,297
December	8,055	8,580	7,297
January	8,632	9,338	9,031
February	9,871	10,325	10,211
March	10,694	11,081	10,821
April	10,887	11,060	
May	10,929	11,081	
June	10,950	11,081	

### QUANTITY METRICS (rolling 12 month period)

	Contract Quantity	Contract Base Number	Contract *	Area Team	Region	England
% of all assessments that were assess and fit appliances (case starts)	519	613	84.7%	62.9%	57.1%	59.2%
% of all assessments that were assess and refuse	36	613	5.9%	11.2%	11.5%	12.0%
% of all assessments that were assess and review	58	613	9.5%	25.9%	31.4%	28.8%
% of case starts with a reported IOTN of 3 and Aesthetic Component of 5 or below	1	519	0.2%	0.2%	0.1%	0.1%
% of case starts with a reported IOTN of 3 and Aesthetic Component of 6 or above	24	519	4.6%	5.2%	3.9%	3.9%
% of case starts with a reported IOTN of 4	419	519	80.7%	75.7%	75.9%	77.6%
% of case starts with a reported IOTN of 5	73	519	14.1%	18.4%	17.9%	16.7 %
% of concluded courses in receipt of dual-arch fixed appliances	105	767	13.7%	67.8%	69.5%	72.9%
% of concluded courses where treatment was abandoned or discontinued	147	767	19.2%	9.5%	9.7%	8.7%
% of patients satisfied with the treatment they have received	18	18	100.0%	97.3%	95.2%	95.7%

\* Figures in italics indicate that the base number is less than 100.

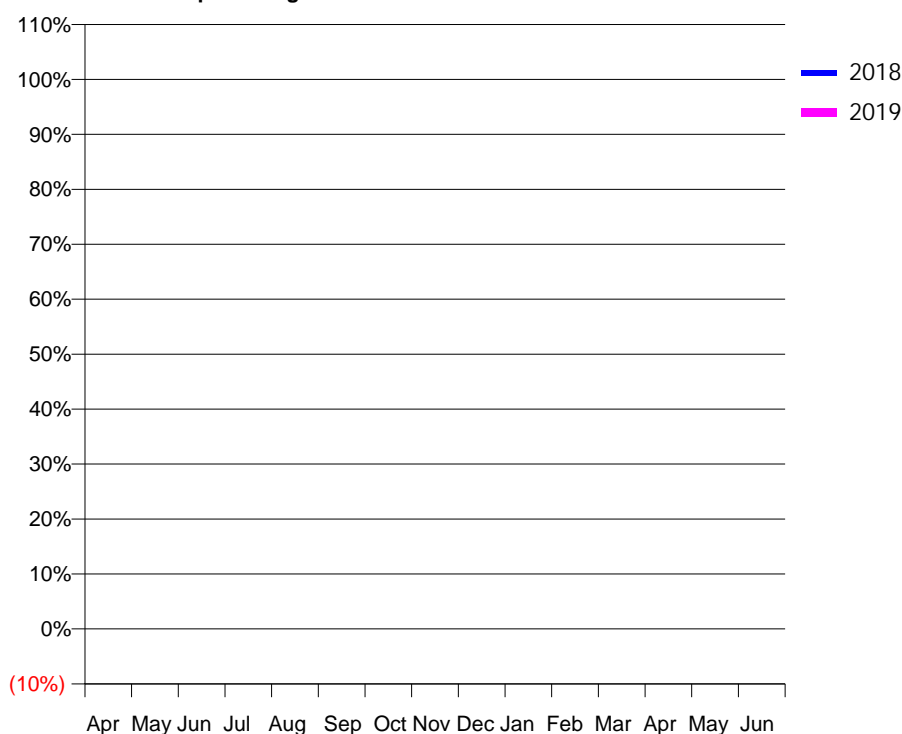
### Q58 - Vital Signs Orthodontic At a Glance Contract Report for 201162/0003 - March 2019

Name or company name	MR JG MCKEON	18/19 Contracted general activity (UDA)	1,872
Contract type name	GDS Contract	Carry forward general activity (UDA)	0
Purpose of contract	General	18/19 Contracted orthodontic activity (UOA)	0
Contract start date	01/04/2010	Carry forward orthodontic activity (UOA)	0
Contract end date		Baseline contract value	£50,796.22

ACCESS	Contract	England and Wales
24 month ratio of assessments to patient IDs	1.00	1.08

ACTIVITY	Contract
Contract assess and fit appliances (case starts) as a percentage of Area Team case starts	0.0 %

Cumulative percentage of contracted UOA delivered 2018 & 2019



Month	Adjusted Scheduled Activity (UOA)		
	2017	2018	2019
April	23	0	0
May	23	0	0
June	23	0	0
July	23	0	0
August	23	0	0
September	0	0	1
October	0	0	45
November	1	0	46
December	2	0	46
January	0	0	47
February	0	0	49
March	1	1	73
April	1	1	
May	1	1	
June	1	1	

#### QUANTITY METRICS (rolling 12 month period)

	Contract Quantity	Contract Base Number	Contract *	Area Team	Region	England
% of all assessments that were assess and fit appliances (case starts)	3	11	27.3%	62.9%	57.1%	59.2%
% of all assessments that were assess and refuse	0	11	0.0%	11.2%	11.5%	12.0%
% of all assessments that were assess and review	8	11	72.7%	25.9%	31.4%	28.8%
% of case starts with a reported IOTN of 3 and Aesthetic Component of 5 or below	0	3	N/A	0.2%	0.1%	0.1%
% of case starts with a reported IOTN of 3 and Aesthetic Component of 6 or above	0	3	N/A	5.2%	3.9%	3.9%
% of case starts with a reported IOTN of 4	0	3	N/A	75.7%	75.9%	77.6%
% of case starts with a reported IOTN of 5	0	3	N/A	18.4%	17.9%	16.7 %
% of concluded courses in receipt of dual-arch fixed appliances	0	0	N/A	67.8%	69.5%	72.9%
% of concluded courses where treatment was abandoned or discontinued	0	0	N/A	9.5%	9.7%	8.7%
% of patients satisfied with the treatment they have received	0	0	N/A	97.3%	95.2%	95.7%

\* Figures in italics indicate that the base number is less than 100.



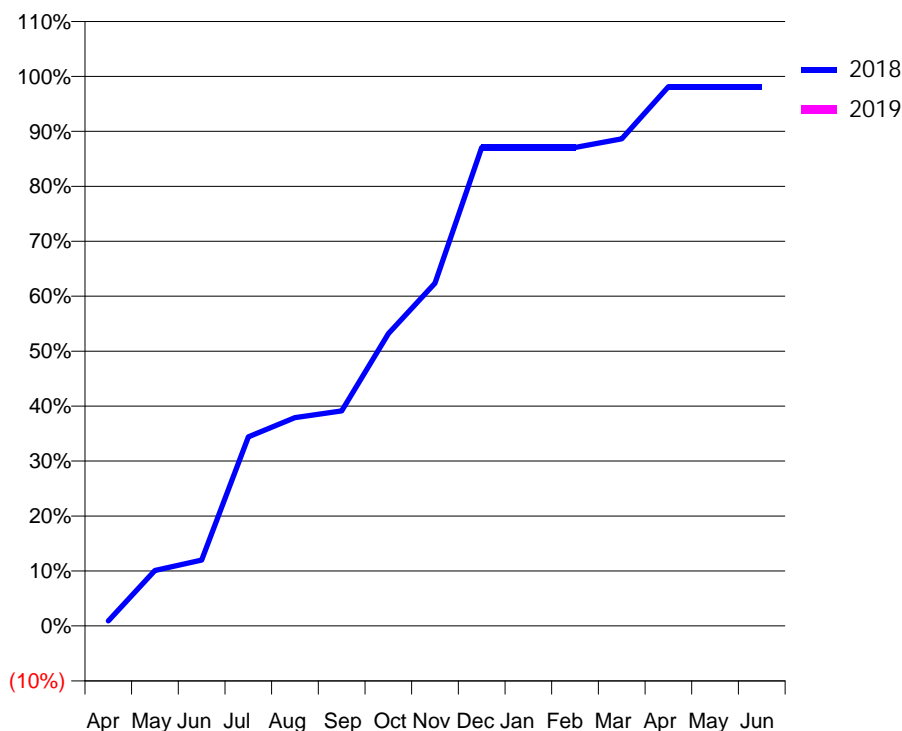
### Q58 - Vital Signs Orthodontic At a Glance Contract Report for 201162/0004 - March 2019

Name or company name	MR JG MCKEON	18/19 Contracted general activity (UDA)	0
Contract type name	GDS Contract	Carry forward general activity (UDA)	0
Purpose of contract	Orthodontic	18/19 Contracted orthodontic activity (UOA)	0
Contract start date	01/04/2010	Carry forward orthodontic activity (UOA)	0
Contract end date	30/09/2019	Baseline contract value	£1.02

ACCESS	Contract	England and Wales
24 month ratio of assessments to patient IDs	1.32	1.08

ACTIVITY	Contract
Contract assess and fit appliances (case starts) as a percentage of Area Team case starts	0.0 %

Cumulative percentage of contracted UOA delivered 2018 & 2019



Month	Adjusted Scheduled Activity (UOA)		
	2017	2018	2019
April	2	2	0
May	7	26	0
June	7	31	0
July	30	88	0
August	73	97	0
September	96	100	0
October	245	136	7
November	284	159	51
December	356	222	51
January	383	222	72
February	389	222	93
March	503	226	93
April	528	250	
May	528	250	
June	528	250	

#### QUANTITY METRICS (rolling 12 month period)

	Contract Quantity	Contract Base Number	Contract *	Area Team	Region	England
% of all assessments that were assess and fit appliances (case starts)	7	11	63.6%	62.9%	57.1%	59.2%
% of all assessments that were assess and refuse	0	11	0.0%	11.2%	11.5%	12.0%
% of all assessments that were assess and review	4	11	36.4%	25.9%	31.4%	28.8%
% of case starts with a reported IOTN of 3 and Aesthetic Component of 5 or below	0	7	N/A	0.2%	0.1%	0.1%
% of case starts with a reported IOTN of 3 and Aesthetic Component of 6 or above	0	7	N/A	5.2%	3.9%	3.9%
% of case starts with a reported IOTN of 4	6	7	85.7%	75.7%	75.9%	77.6%
% of case starts with a reported IOTN of 5	1	7	14.3%	18.4%	17.9%	16.7 %
% of concluded courses in receipt of dual-arch fixed appliances	14	15	93.3%	67.8%	69.5%	72.9%
% of concluded courses where treatment was abandoned or discontinued	0	15	0.0%	9.5%	9.7%	8.7%
% of patients satisfied with the treatment they have received	0	0	N/A	97.3%	95.2%	95.7%

\* Figures in italics indicate that the base number is less than 100.

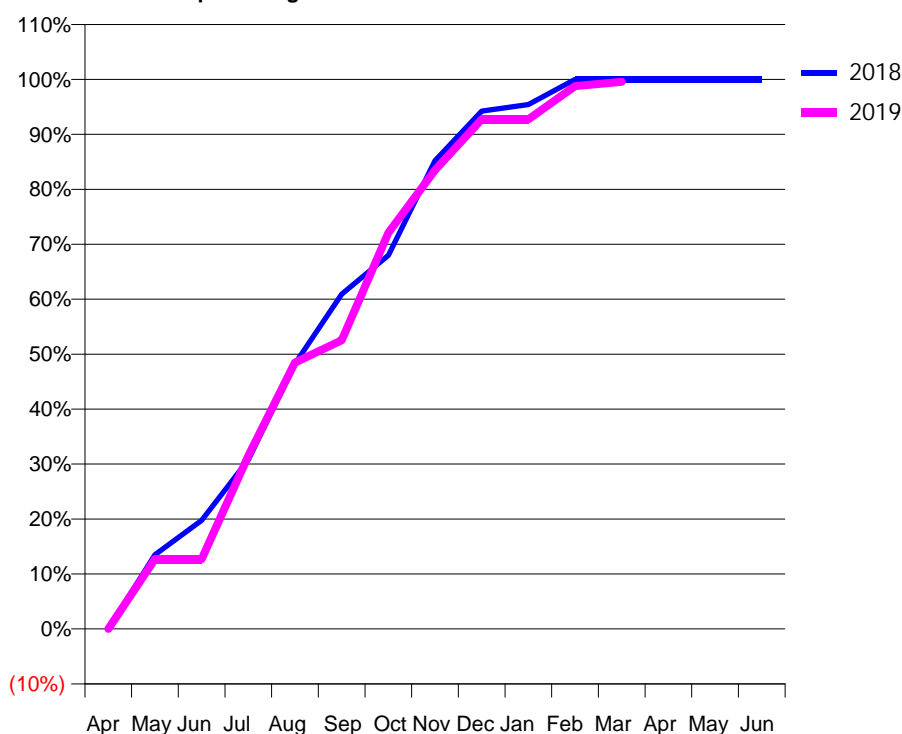
### Q58 - Vital Signs Orthodontic At a Glance Contract Report for 232718/0001 - March 2019

Name or company name	MR A RUMBAK	18/19 Contracted general activity (UDA)	0
Contract type name	PDS Contract	Carry forward general activity (UDA)	0
Purpose of contract	Orthodontic	18/19 Contracted orthodontic activity (UOA)	3,747
Contract start date	01/04/2006	Carry forward orthodontic activity (UOA)	0
Contract end date	31/03/2019	Baseline contract value	£235,719.67

ACCESS	Contract	England and Wales
24 month ratio of assessments to patient IDs	1.26	1.08

ACTIVITY	Contract
Contract assess and fit appliances (case starts) as a percentage of Area Team case starts	1.1 %

Cumulative percentage of contracted UOA delivered 2018 & 2019



Month	Adjusted Scheduled Activity (UOA)		
	2017	2018	2019
April	0	0	0
May	770	506	477
June	823	741	477
July	1,156	1,154	1,182
August	1,510	1,808	1,816
September	1,815	2,283	1,968
October	2,018	2,547	2,701
November	2,465	3,192	3,128
December	2,969	3,530	3,475
January	2,990	3,575	3,475
February	3,536	3,747	3,700
March	3,747	3,747	3,730
April	3,747	3,747	
May	3,747	3,747	
June	3,747	3,747	

#### QUANTITY METRICS (rolling 12 month period)

	Contract Quantity	Contract Base Number	Contract *	Area Team	Region	England
% of all assessments that were assess and fit appliances (case starts)	164	535	30.7%	62.9%	57.1%	59.2%
% of all assessments that were assess and refuse	0	535	0.0%	11.2%	11.5%	12.0%
% of all assessments that were assess and review	371	535	69.3%	25.9%	31.4%	28.8%
% of case starts with a reported IOTN of 3 and Aesthetic Component of 5 or below	0	164	N/A	0.2%	0.1%	0.1%
% of case starts with a reported IOTN of 3 and Aesthetic Component of 6 or above	1	164	0.6%	5.2%	3.9%	3.9%
% of case starts with a reported IOTN of 4	123	164	75.0%	75.7%	75.9%	77.6%
% of case starts with a reported IOTN of 5	39	164	23.8%	18.4%	17.9%	16.7 %
% of concluded courses in receipt of dual-arch fixed appliances	0	74	N/A	67.8%	69.5%	72.9%
% of concluded courses where treatment was abandoned or discontinued	8	74	10.8%	9.5%	9.7%	8.7%
% of patients satisfied with the treatment they have received	5	5	100.0%	97.3%	95.2%	95.7%

\* Figures in italics indicate that the base number is less than 100.

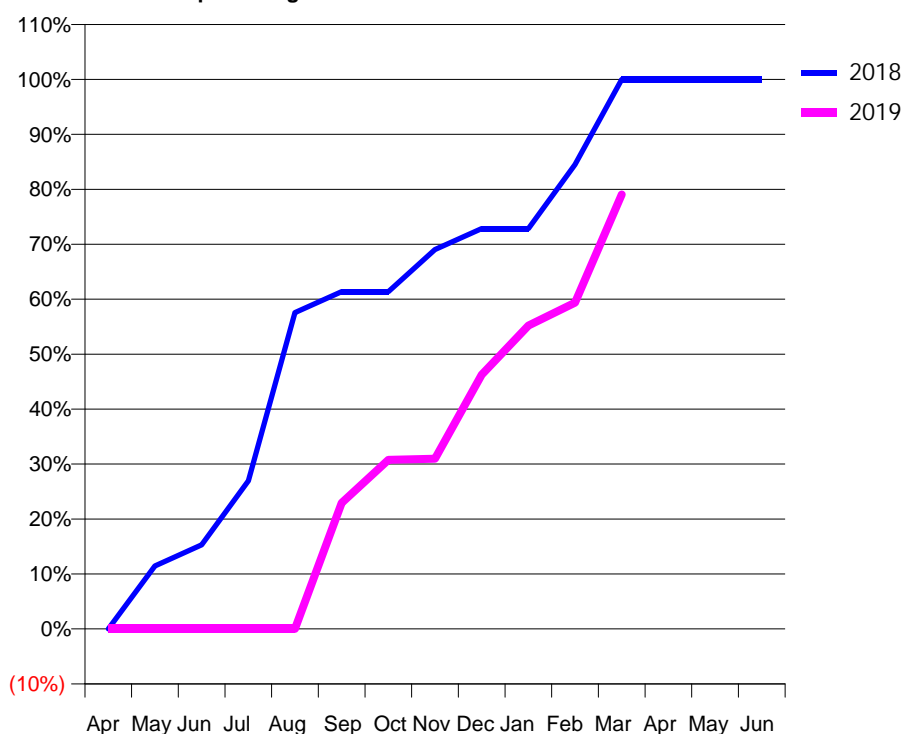
### Q58 - Vital Signs Orthodontic At a Glance Contract Report for 263605/0003 - March 2019

Name or company name	MR MD VERNON	18/19 Contracted general activity (UDA)	0
Contract type name	PDS Contract	Carry forward general activity (UDA)	0
Purpose of contract	Orthodontic	18/19 Contracted orthodontic activity (UOA)	549
Contract start date	01/02/2010	Carry forward orthodontic activity (UOA)	0
Contract end date	03/04/2020	Baseline contract value	£34,540.29

ACCESS	Contract	England and Wales
24 month ratio of assessments to patient IDs	1.02	1.08

ACTIVITY	Contract
Contract assess and fit appliances (case starts) as a percentage of Area Team case starts	0.1 %

Cumulative percentage of contracted UOA delivered 2018 & 2019



Month	Adjusted Scheduled Activity (UOA)		
	2017	2018	2019
April	0	0	0
May	0	63	0
June	151	84	0
July	256	148	0
August	299	316	0
September	341	337	126
October	404	337	169
November	425	379	170
December	425	400	254
January	425	400	303
February	426	464	326
March	552	549	434
April	552	549	
May	552	549	
June	552	549	

#### QUANTITY METRICS (rolling 12 month period)

	Contract Quantity	Contract Base Number	Contract *	Area Team	Region	England
% of all assessments that were assess and fit appliances (case starts)	21	35	60.0%	62.9%	57.1%	59.2%
% of all assessments that were assess and refuse	3	35	8.6%	11.2%	11.5%	12.0%
% of all assessments that were assess and review	11	35	31.4%	25.9%	31.4%	28.8%
% of case starts with a reported IOTN of 3 and Aesthetic Component of 5 or below	0	21	<i>N/A</i>	0.2%	0.1%	0.1%
% of case starts with a reported IOTN of 3 and Aesthetic Component of 6 or above	1	21	4.8%	5.2%	3.9%	3.9%
% of case starts with a reported IOTN of 4	16	21	76.2%	75.7%	75.9%	77.6%
% of case starts with a reported IOTN of 5	4	21	19.0%	18.4%	17.9%	16.7 %
% of concluded courses in receipt of dual-arch fixed appliances	23	27	85.2%	67.8%	69.5%	72.9%
% of concluded courses where treatment was abandoned or discontinued	2	27	7.4%	9.5%	9.7%	8.7%
% of patients satisfied with the treatment they have received	0	0	<i>N/A</i>	97.3%	95.2%	95.7%

\* Figures in italics indicate that the base number is less than 100.

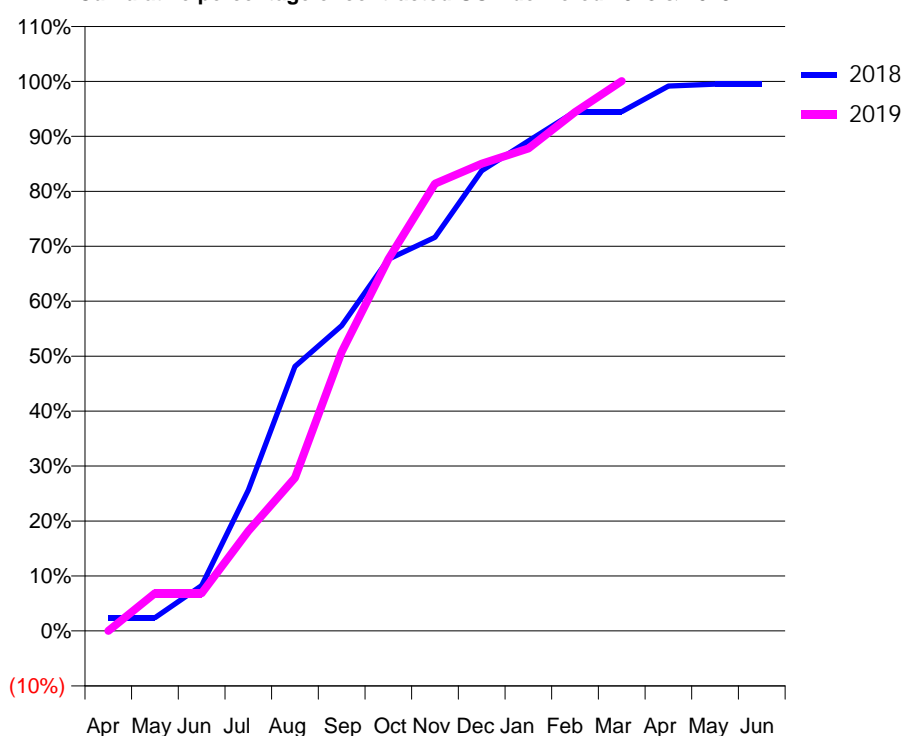
### Q58 - Vital Signs Orthodontic At a Glance Contract Report for 333441/0001 - March 2019

Name or company name	MRS AA SOYOMBO	18/19 Contracted general activity (UDA)	0
Contract type name	PDS Contract	Carry forward general activity (UDA)	0
Purpose of contract	Orthodontic	18/19 Contracted orthodontic activity (UOA)	8,028
Contract start date	01/04/2006	Carry forward orthodontic activity (UOA)	0
Contract end date	29/05/2020	Baseline contract value	£535,312.97

ACCESS	Contract	England and Wales
24 month ratio of assessments to patient IDs	1.43	1.08

ACTIVITY	Contract
Contract assess and fit appliances (case starts) as a percentage of Area Team case starts	2.6 %

Cumulative percentage of contracted UOA delivered 2018 & 2019



Month	Adjusted Scheduled Activity (UOA)		
	2017	2018	2019
April	0	194	0
May	0	194	550
June	637	664	550
July	972	2,058	1,461
August	1,218	3,865	2,237
September	1,474	4,461	4,077
October	5,138	5,430	5,432
November	5,323	5,749	6,534
December	6,023	6,723	6,826
January	6,919	7,159	7,047
February	7,928	7,586	7,579
March	7,928	7,586	8,032
April	8,024	7,959	
May	8,024	7,986	
June	8,024	7,986	

#### QUANTITY METRICS (rolling 12 month period)

	Contract Quantity	Contract Base Number	Contract *	Area Team	Region	England
% of all assessments that were assess and fit appliances (case starts)	375	938	40.0%	62.9%	57.1%	59.2%
% of all assessments that were assess and refuse	55	938	5.9%	11.2%	11.5%	12.0%
% of all assessments that were assess and review	508	938	54.2%	25.9%	31.4%	28.8%
% of case starts with a reported IOTN of 3 and Aesthetic Component of 5 or below	0	375	N/A	0.2%	0.1%	0.1%
% of case starts with a reported IOTN of 3 and Aesthetic Component of 6 or above	1	375	0.3%	5.2%	3.9%	3.9%
% of case starts with a reported IOTN of 4	359	375	95.7%	75.7%	75.9%	77.6%
% of case starts with a reported IOTN of 5	13	375	3.5%	18.4%	17.9%	16.7%
% of concluded courses in receipt of dual-arch fixed appliances	191	260	73.5%	67.8%	69.5%	72.9%
% of concluded courses where treatment was abandoned or discontinued	63	260	24.2%	9.5%	9.7%	8.7%
% of patients satisfied with the treatment they have received	3	3	100.0%	97.3%	95.2%	95.7%

\* Figures in italics indicate that the base number is less than 100.

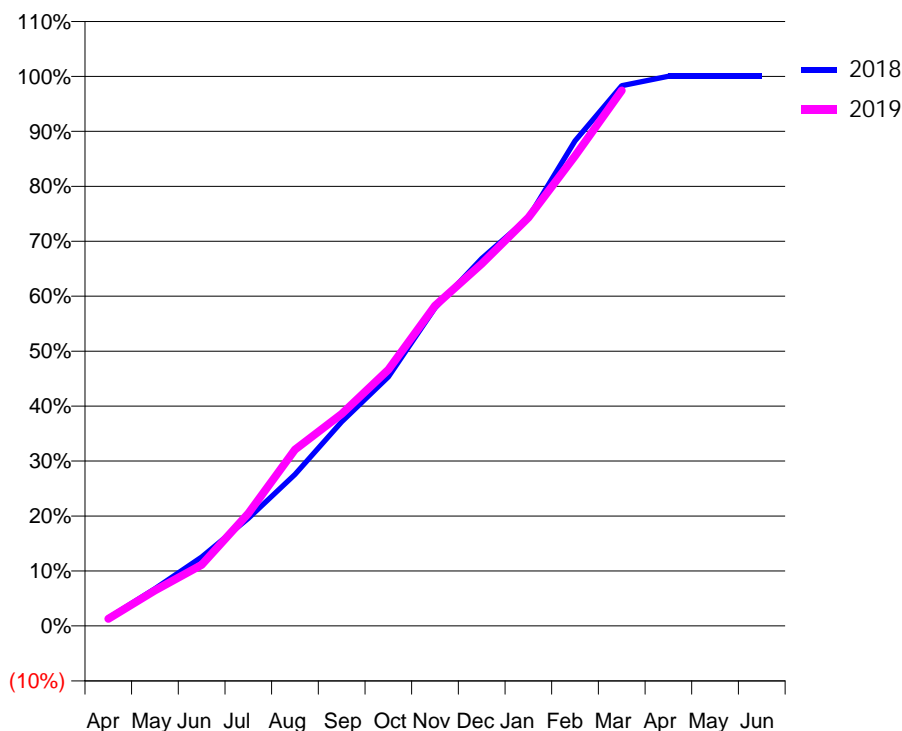
### Q58 - Vital Signs Orthodontic At a Glance Contract Report for 335460/0001 - March 2019

Name or company name	MR SF ISMAIL	18/19 Contracted general activity (UDA)	0
Contract type name	PDS Contract	Carry forward general activity (UDA)	0
Purpose of contract	Orthodontic	18/19 Contracted orthodontic activity (UOA)	7,302
Contract start date	01/04/2006	Carry forward orthodontic activity (UOA)	0
Contract end date	03/04/2020	Baseline contract value	£469,567.45

ACCESS	Contract	England and Wales
24 month ratio of assessments to patient IDs	1.02	1.08

ACTIVITY	Contract
Contract assess and fit appliances (case starts) as a percentage of Area Team case starts	2.3 %

Cumulative percentage of contracted UOA delivered 2018 & 2019



Month	Adjusted Scheduled Activity (UOA)		
	2017	2018	2019
April	44	106	94
May	460	496	473
June	693	916	813
July	1,525	1,431	1,497
August	2,085	2,012	2,341
September	2,785	2,712	2,816
October	3,759	3,310	3,405
November	4,488	4,226	4,253
December	5,253	4,881	4,811
January	5,673	5,427	5,427
February	6,501	6,443	6,246
March	7,239	7,178	7,114
April	7,302	7,304	
May	7,302	7,304	
June	7,302	7,304	

### QUANTITY METRICS (rolling 12 month period)

	Contract Quantity	Contract Base Number	Contract *	Area Team	Region	England
% of all assessments that were assess and fit appliances (case starts)	340	584	58.2%	62.9%	57.1%	59.2%
% of all assessments that were assess and refuse	77	584	13.2%	11.2%	11.5%	12.0%
% of all assessments that were assess and review	167	584	28.6%	25.9%	31.4%	28.8%
% of case starts with a reported IOTN of 3 and Aesthetic Component of 5 or below	3	340	0.9%	0.2%	0.1%	0.1%
% of case starts with a reported IOTN of 3 and Aesthetic Component of 6 or above	10	340	2.9%	5.2%	3.9%	3.9%
% of case starts with a reported IOTN of 4	245	340	72.1%	75.7%	75.9%	77.6%
% of case starts with a reported IOTN of 5	71	340	20.9%	18.4%	17.9%	16.7 %
% of concluded courses in receipt of dual-arch fixed appliances	380	424	89.6%	67.8%	69.5%	72.9%
% of concluded courses where treatment was abandoned or discontinued	21	424	5.0%	9.5%	9.7%	8.7%
% of patients satisfied with the treatment they have received	10	10	100.0%	97.3%	95.2%	95.7%

\* Figures in italics indicate that the base number is less than 100.

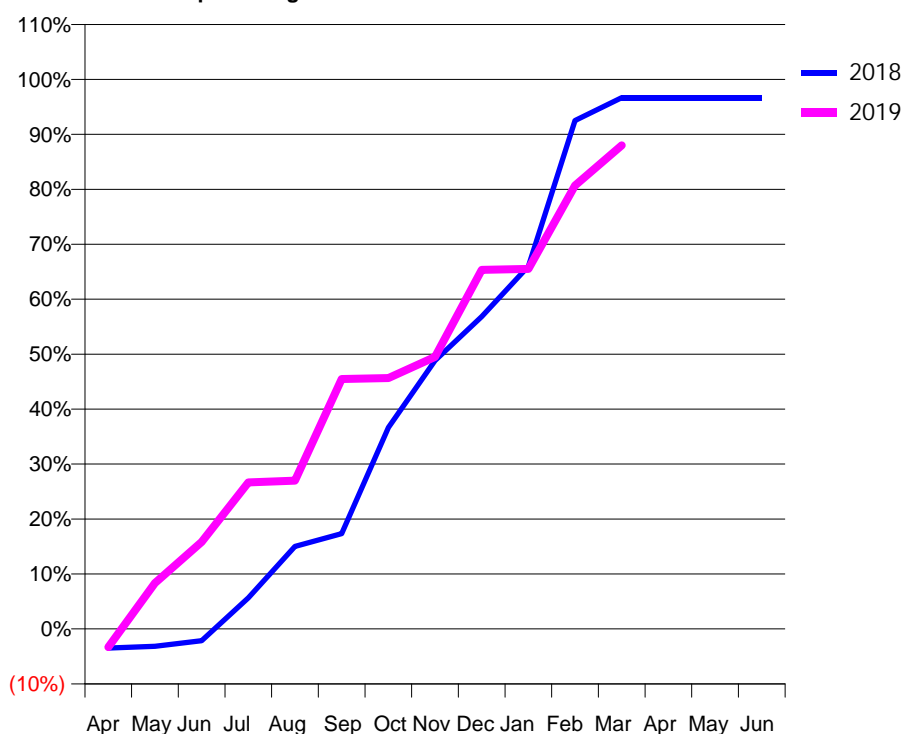
### Q58 - Vital Signs Orthodontic At a Glance Contract Report for 363456/0002 - March 2019

Name or company name	Ballard & Tucker	18/19 Contracted general activity (UDA)	0
Contract type name	GDS Contract	Carry forward general activity (UDA)	0
Purpose of contract	Orthodontic	18/19 Contracted orthodontic activity (UOA)	600
Contract start date	01/04/2006	Carry forward orthodontic activity (UOA)	20
Contract end date		Baseline contract value	£40,673.64

ACCESS	Contract	England and Wales
24 month ratio of assessments to patient IDs	1.23	1.08

ACTIVITY	Contract
Contract assess and fit appliances (case starts) as a percentage of Area Team case starts	0.2 %

Cumulative percentage of contracted UOA delivered 2018 & 2019



Month	Adjusted Scheduled Activity (UOA)		
	2017	2018	2019
April	10	-21	-20
May	25	-19	50
June	30	-13	95
July	53	34	160
August	56	90	162
September	64	104	273
October	197	220	274
November	267	293	297
December	312	341	392
January	344	396	393
February	383	555	484
March	433	580	528
April	573	580	
May	574	580	
June	576	580	

#### QUANTITY METRICS (rolling 12 month period)

	Contract Quantity	Contract Base Number	Contract *	Area Team	Region	England
% of all assessments that were assess and fit appliances (case starts)	26	64	40.6%	62.9%	57.1%	59.2%
% of all assessments that were assess and refuse	7	64	10.9%	11.2%	11.5%	12.0%
% of all assessments that were assess and review	31	64	48.4%	25.9%	31.4%	28.8%
% of case starts with a reported IOTN of 3 and Aesthetic Component of 5 or below	0	26	<i>N/A</i>	0.2%	0.1%	0.1%
% of case starts with a reported IOTN of 3 and Aesthetic Component of 6 or above	1	26	3.8%	5.2%	3.9%	3.9%
% of case starts with a reported IOTN of 4	20	26	76.9%	75.7%	75.9%	77.6%
% of case starts with a reported IOTN of 5	5	26	19.2%	18.4%	17.9%	16.7%
% of concluded courses in receipt of dual-arch fixed appliances	1	13	7.7%	67.8%	69.5%	72.9%
% of concluded courses where treatment was abandoned or discontinued	0	13	0.0%	9.5%	9.7%	8.7%
% of patients satisfied with the treatment they have received	1	1	100.0%	97.3%	95.2%	95.7%

\* Figures in italics indicate that the base number is less than 100.

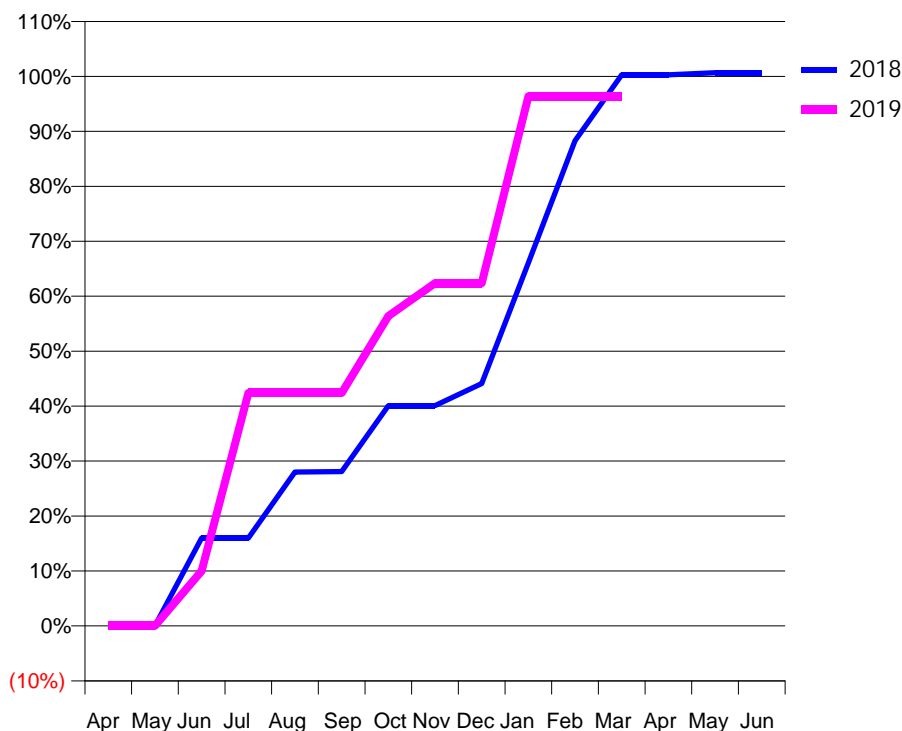
### Q58 - Vital Signs Orthodontic At a Glance Contract Report for 573949/0001 - March 2019

Name or company name	MR IJ DIBBLE	18/19 Contracted general activity (UDA)	4,055
Contract type name	GDS Contract	Carry forward general activity (UDA)	0
Purpose of contract	General and Orthodontic	18/19 Contracted orthodontic activity (UOA)	1,050
Contract start date	01/04/2006	Carry forward orthodontic activity (UOA)	0
Contract end date		Baseline contract value	£219,232.49

ACCESS	Contract	England and Wales
24 month ratio of assessments to patient IDs	1.01	1.08

ACTIVITY	Contract
Contract assess and fit appliances (case starts) as a percentage of Area Team case starts	0.3 %

Cumulative percentage of contracted UOA delivered 2018 & 2019



Month	Adjusted Scheduled Activity (UOA)		
	2017	2018	2019
April	-3	0	0
May	-3	0	0
June	-3	168	105
July	187	168	445
August	272	294	445
September	293	295	445
October	380	421	592
November	527	421	655
December	592	463	655
January	718	694	1,012
February	844	927	1,012
March	1,012	1,053	1,012
April	1,054	1,053	
May	1,054	1,057	
June	1,054	1,057	

### QUANTITY METRICS (rolling 12 month period)

	Contract Quantity	Contract Base Number	Contract *	Area Team	Region	England
% of all assessments that were assess and fit appliances (case starts)	50	50	100.0%	62.9%	57.1%	59.2%
% of all assessments that were assess and refuse	0	50	0.0%	11.2%	11.5%	12.0%
% of all assessments that were assess and review	0	50	0.0%	25.9%	31.4%	28.8%
% of case starts with a reported IOTN of 3 and Aesthetic Component of 5 or below	0	50	N/A	0.2%	0.1%	0.1%
% of case starts with a reported IOTN of 3 and Aesthetic Component of 6 or above	0	50	N/A	5.2%	3.9%	3.9%
% of case starts with a reported IOTN of 4	42	50	84.0%	75.7%	75.9%	77.6%
% of case starts with a reported IOTN of 5	8	50	16.0%	18.4%	17.9%	16.7%
% of concluded courses in receipt of dual-arch fixed appliances	0	22	N/A	67.8%	69.5%	72.9%
% of concluded courses where treatment was abandoned or discontinued	0	22	0.0%	9.5%	9.7%	8.7%
% of patients satisfied with the treatment they have received	0	0	N/A	97.3%	95.2%	95.7%

\* Figures in italics indicate that the base number is less than 100.

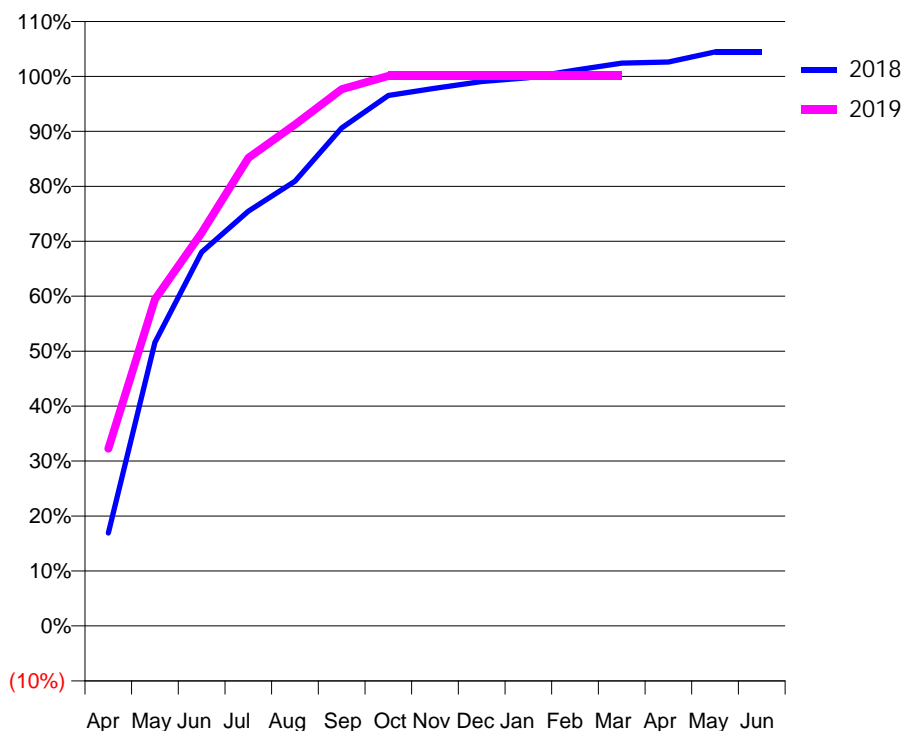
### Q58 - Vital Signs Orthodontic At a Glance Contract Report for 577987/0001 - March 2019

Name or company name	MR K SHETH	18/19 Contracted general activity (UDA)	0
Contract type name	PDS Contract	Carry forward general activity (UDA)	0
Purpose of contract	Orthodontic	18/19 Contracted orthodontic activity (UOA)	1,153
Contract start date	01/04/2006	Carry forward orthodontic activity (UOA)	0
Contract end date	03/04/2020	Baseline contract value	£72,933.29

ACCESS	Contract	England and Wales
24 month ratio of assessments to patient IDs	1.17	1.08

ACTIVITY	Contract
Contract assess and fit appliances (case starts) as a percentage of Area Team case starts	0.4 %

Cumulative percentage of contracted UOA delivered 2018 & 2019



Month	Adjusted Scheduled Activity (UOA)		
	2017	2018	2019
April	200	195	372
May	485	595	685
June	485	784	825
July	830	870	982
August	983	933	1,052
September	1,056	1,045	1,126
October	1,070	1,113	1,154
November	1,070	1,128	1,154
December	1,137	1,142	1,154
January	1,137	1,150	1,154
February	1,168	1,166	1,154
March	1,168	1,181	1,154
April	1,168	1,183	
May	1,189	1,204	
June	1,189	1,204	

#### QUANTITY METRICS (rolling 12 month period)

	Contract Quantity	Contract Base Number	Contract *	Area Team	Region	England
% of all assessments that were assess and fit appliances (case starts)	53	180	29.4%	62.9%	57.1%	59.2%
% of all assessments that were assess and refuse	34	180	18.9%	11.2%	11.5%	12.0%
% of all assessments that were assess and review	93	180	51.7%	25.9%	31.4%	28.8%
% of case starts with a reported IOTN of 3 and Aesthetic Component of 5 or below	3	53	5.7%	0.2%	0.1%	0.1%
% of case starts with a reported IOTN of 3 and Aesthetic Component of 6 or above	6	53	11.3%	5.2%	3.9%	3.9%
% of case starts with a reported IOTN of 4	37	53	69.8%	75.7%	75.9%	77.6%
% of case starts with a reported IOTN of 5	7	53	13.2%	18.4%	17.9%	16.7%
% of concluded courses in receipt of dual-arch fixed appliances	48	97	49.5%	67.8%	69.5%	72.9%
% of concluded courses where treatment was abandoned or discontinued	19	97	19.6%	9.5%	9.7%	8.7%
% of patients satisfied with the treatment they have received	1	1	100.0%	97.3%	95.2%	95.7%

\* Figures in italics indicate that the base number is less than 100.



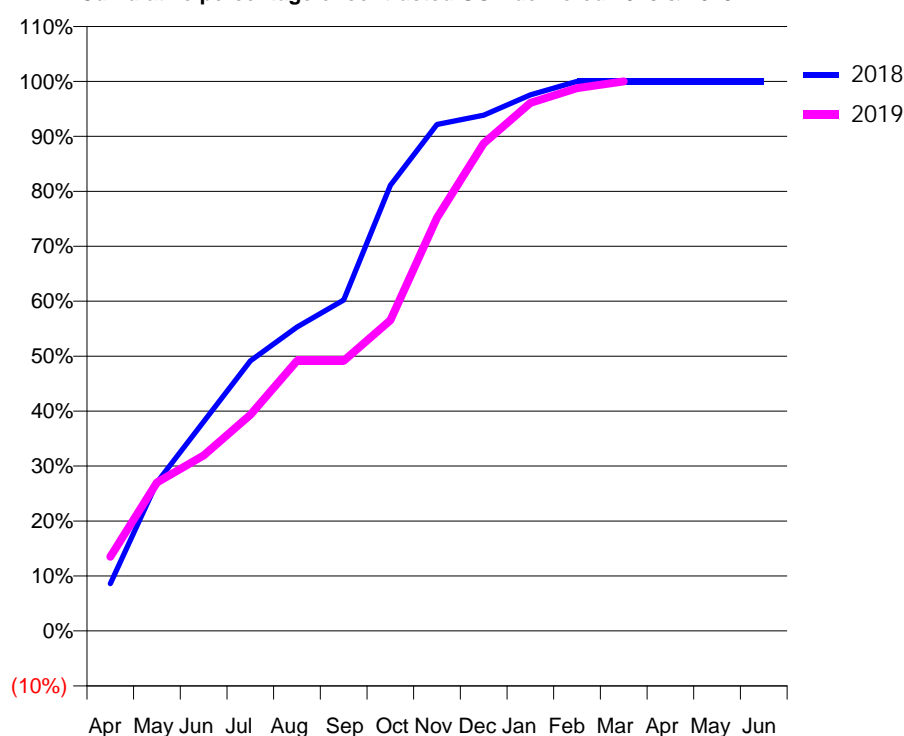
### Q58 - Vital Signs Orthodontic At a Glance Contract Report for 623628/0003 - March 2019

Name or company name	MR J PANDYA	18/19 Contracted general activity (UDA)	0
Contract type name	PDS Contract	Carry forward general activity (UDA)	0
Purpose of contract	Orthodontic	18/19 Contracted orthodontic activity (UOA)	1,709
Contract start date	01/12/2013	Carry forward orthodontic activity (UOA)	0
Contract end date	03/04/2020	Baseline contract value	£108,415.74

ACCESS	Contract	England and Wales
24 month ratio of assessments to patient IDs	1.02	1.08

ACTIVITY	Contract
Contract assess and fit appliances (case starts) as a percentage of Area Team case starts	0.6 %

Cumulative percentage of contracted UOA delivered 2018 & 2019



Month	Adjusted Scheduled Activity (UOA)		
	2017	2018	2019
April	126	147	231
May	483	462	462
June	609	651	546
July	945	840	672
August	1,092	945	840
September	1,197	1,029	840
October	1,365	1,386	966
November	1,491	1,575	1,285
December	1,491	1,604	1,516
January	1,661	1,667	1,642
February	1,661	1,709	1,688
March	1,709	1,709	1,709
April	1,709	1,709	
May	1,709	1,709	
June	1,709	1,709	

### QUANTITY METRICS (rolling 12 month period)

	Contract Quantity	Contract Base Number	Contract *	Area Team	Region	England
% of all assessments that were assess and fit appliances (case starts)	82	90	91.1%	62.9%	57.1%	59.2%
% of all assessments that were assess and refuse	3	90	3.3%	11.2%	11.5%	12.0%
% of all assessments that were assess and review	5	90	5.6%	25.9%	31.4%	28.8%
% of case starts with a reported IOTN of 3 and Aesthetic Component of 5 or below	0	82	N/A	0.2%	0.1%	0.1%
% of case starts with a reported IOTN of 3 and Aesthetic Component of 6 or above	8	82	9.8%	5.2%	3.9%	3.9%
% of case starts with a reported IOTN of 4	58	82	70.7%	75.7%	75.9%	77.6%
% of case starts with a reported IOTN of 5	16	82	19.5%	18.4%	17.9%	16.7%
% of concluded courses in receipt of dual-arch fixed appliances	82	88	93.2%	67.8%	69.5%	72.9%
% of concluded courses where treatment was abandoned or discontinued	3	88	3.4%	9.5%	9.7%	8.7%
% of patients satisfied with the treatment they have received	1	1	100.0%	97.3%	95.2%	95.7%

\* Figures in italics indicate that the base number is less than 100.

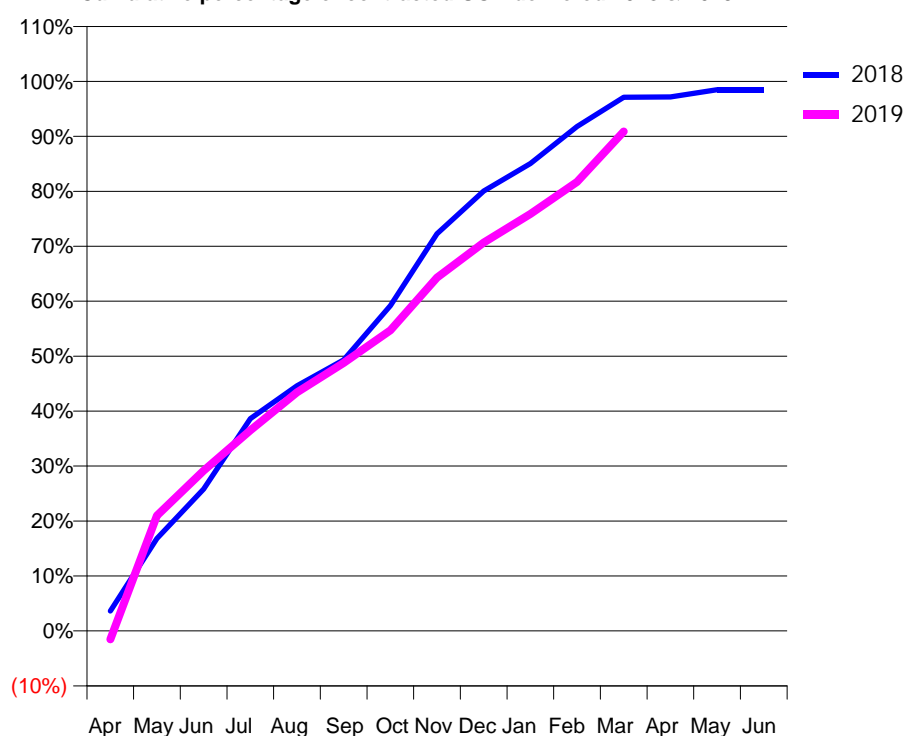
### Q58 - Vital Signs Orthodontic At a Glance Contract Report for 631256/0001 - March 2019

Name or company name	Smiles Orthodontics Limited	18/19 Contracted general activity (UDA)	0
Contract type name	PDS Contract	Carry forward general activity (UDA)	0
Purpose of contract	Orthodontic	18/19 Contracted orthodontic activity (UOA)	10,755
Contract start date	01/04/2006	Carry forward orthodontic activity (UOA)	166
Contract end date	31/03/2026	Baseline contract value	£716,955.08

ACCESS	Contract	England and Wales
24 month ratio of assessments to patient IDs	1.24	1.08

ACTIVITY	Contract
Contract assess and fit appliances (case starts) as a percentage of Area Team case starts	3.2 %

Cumulative percentage of contracted UOA delivered 2018 & 2019



Month	Adjusted Scheduled Activity (UOA)		
	2017	2018	2019
April	527	391	-166
May	836	1,810	2,255
June	1,634	2,775	3,136
July	3,948	4,157	3,927
August	4,765	4,797	4,668
September	6,010	5,304	5,245
October	6,757	6,366	5,883
November	7,719	7,771	6,914
December	8,373	8,610	7,602
January	8,949	9,146	8,159
February	9,723	9,869	8,786
March	10,385	10,443	9,774
April	10,645	10,449	
May	10,670	10,589	
June	10,673	10,589	

#### QUANTITY METRICS (rolling 12 month period)

	Contract Quantity	Contract Base Number	Contract *	Area Team	Region	England
% of all assessments that were assess and fit appliances (case starts)	461	1,161	39.7%	62.9%	57.1%	59.2%
% of all assessments that were assess and refuse	95	1,161	8.2%	11.2%	11.5%	12.0%
% of all assessments that were assess and review	605	1,161	52.1%	25.9%	31.4%	28.8%
% of case starts with a reported IOTN of 3 and Aesthetic Component of 5 or below	0	461	N/A	0.2%	0.1%	0.1%
% of case starts with a reported IOTN of 3 and Aesthetic Component of 6 or above	15	461	3.3%	5.2%	3.9%	3.9%
% of case starts with a reported IOTN of 4	320	461	69.4%	75.7%	75.9%	77.6%
% of case starts with a reported IOTN of 5	123	461	26.7%	18.4%	17.9%	16.7 %
% of concluded courses in receipt of dual-arch fixed appliances	371	419	88.5%	67.8%	69.5%	72.9%
% of concluded courses where treatment was abandoned or discontinued	18	419	4.3%	9.5%	9.7%	8.7%
% of patients satisfied with the treatment they have received	13	14	92.9%	97.3%	95.2%	95.7%

\* Figures in italics indicate that the base number is less than 100.

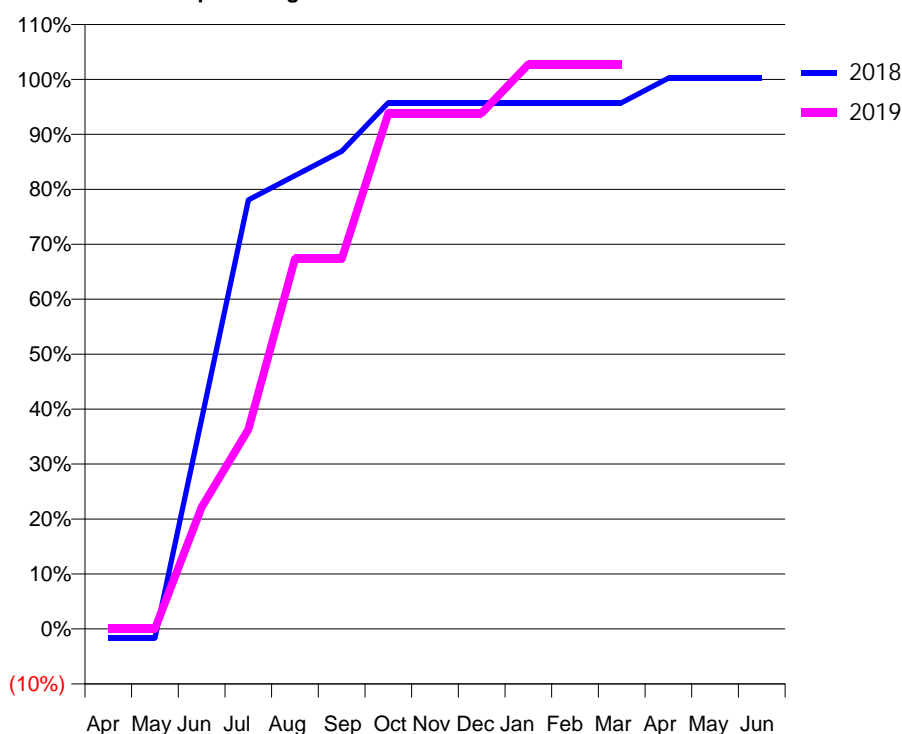
### Q58 - Vital Signs Orthodontic At a Glance Contract Report for 674591/0001 - March 2019

Name or company name	MR S POPAT	18/19 Contracted general activity (UDA)	0
Contract type name	PDS Contract	Carry forward general activity (UDA)	0
Purpose of contract	Orthodontic	18/19 Contracted orthodontic activity (UOA)	474
Contract start date	01/04/2006	Carry forward orthodontic activity (UOA)	0
Contract end date	03/04/2020	Baseline contract value	£30,069.65

ACCESS	Contract	England and Wales
24 month ratio of assessments to patient IDs	1.00	1.08

ACTIVITY	Contract
Contract assess and fit appliances (case starts) as a percentage of Area Team case starts	0.2 %

Cumulative percentage of contracted UOA delivered 2018 & 2019



Month	Adjusted Scheduled Activity (UOA)		
	2017	2018	2019
April	0	-8	0
May	126	-8	0
June	336	181	105
July	466	370	172
August	466	391	319
September	466	412	319
October	466	454	445
November	466	454	445
December	466	454	445
January	466	454	487
February	466	454	487
March	466	454	487
April	466	475	
May	466	475	
June	466	475	

#### QUANTITY METRICS (rolling 12 month period)

	Contract Quantity	Contract Base Number	Contract *	Area Team	Region	England
% of all assessments that were assess and fit appliances (case starts)	25	25	100.0%	62.9%	57.1%	59.2%
% of all assessments that were assess and refuse	0	25	0.0%	11.2%	11.5%	12.0%
% of all assessments that were assess and review	0	25	0.0%	25.9%	31.4%	28.8%
% of case starts with a reported IOTN of 3 and Aesthetic Component of 5 or below	0	25	N/A	0.2%	0.1%	0.1%
% of case starts with a reported IOTN of 3 and Aesthetic Component of 6 or above	1	25	4.0%	5.2%	3.9%	3.9%
% of case starts with a reported IOTN of 4	20	25	80.0%	75.7%	75.9%	77.6%
% of case starts with a reported IOTN of 5	4	25	16.0%	18.4%	17.9%	16.7%
% of concluded courses in receipt of dual-arch fixed appliances	19	21	90.5%	67.8%	69.5%	72.9%
% of concluded courses where treatment was abandoned or discontinued	1	21	4.8%	9.5%	9.7%	8.7%
% of patients satisfied with the treatment they have received	2	2	100.0%	97.3%	95.2%	95.7%

\* Figures in italics indicate that the base number is less than 100.

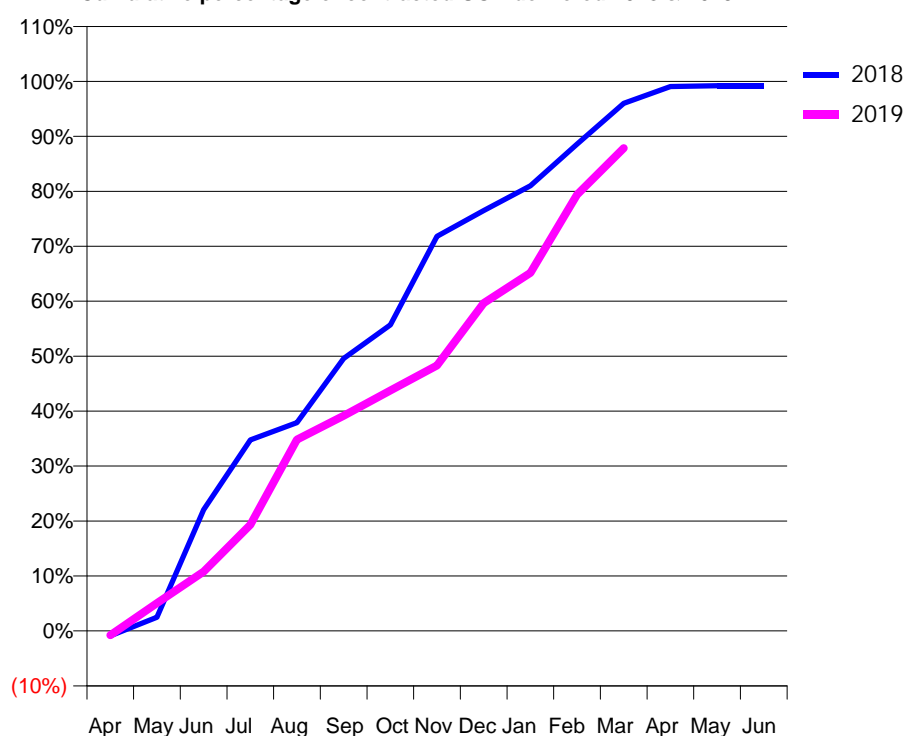
### Q58 - Vital Signs Orthodontic At a Glance Contract Report for 732656/0004 - March 2019

Name or company name	MR TS CLAYDON	18/19 Contracted general activity (UDA)	0
Contract type name	PDS Contract	Carry forward general activity (UDA)	0
Purpose of contract	Orthodontic	18/19 Contracted orthodontic activity (UOA)	1,522
Contract start date	01/04/2006	Carry forward orthodontic activity (UOA)	12
Contract end date	31/03/2019	Baseline contract value	£95,625.14

ACCESS	Contract	England and Wales
24 month ratio of assessments to patient IDs	1.09	1.08

ACTIVITY	Contract
Contract assess and fit appliances (case starts) as a percentage of Area Team case starts	0.4 %

Cumulative percentage of contracted UOA delivered 2018 & 2019



Month	Adjusted Scheduled Activity (UOA)		
	2017	2018	2019
April	0	-14	-12
May	259	38	77
June	643	336	164
July	769	529	294
August	904	577	530
September	927	755	596
October	1,013	848	666
November	1,038	1,093	735
December	1,129	1,164	908
January	1,239	1,233	992
February	1,325	1,348	1,208
March	1,412	1,461	1,337
April	1,412	1,508	
May	1,508	1,510	
June	1,508	1,510	

#### QUANTITY METRICS (rolling 12 month period)

	Contract Quantity	Contract Base Number	Contract *	Area Team	Region	England
% of all assessments that were assess and fit appliances (case starts)	65	111	58.6%	62.9%	57.1%	59.2%
% of all assessments that were assess and refuse	17	111	15.3%	11.2%	11.5%	12.0%
% of all assessments that were assess and review	29	111	26.1%	25.9%	31.4%	28.8%
% of case starts with a reported IOTN of 3 and Aesthetic Component of 5 or below	0	65	<i>N/A</i>	0.2%	0.1%	0.1%
% of case starts with a reported IOTN of 3 and Aesthetic Component of 6 or above	3	65	4.6%	5.2%	3.9%	3.9%
% of case starts with a reported IOTN of 4	53	65	81.5%	75.7%	75.9%	77.6%
% of case starts with a reported IOTN of 5	9	65	13.8%	18.4%	17.9%	16.7 %
% of concluded courses in receipt of dual-arch fixed appliances	0	3	<i>N/A</i>	67.8%	69.5%	72.9%
% of concluded courses where treatment was abandoned or discontinued	0	3	0.0%	9.5%	9.7%	8.7%
% of patients satisfied with the treatment they have received	1	1	100.0%	97.3%	95.2%	95.7%

\* Figures in italics indicate that the base number is less than 100.

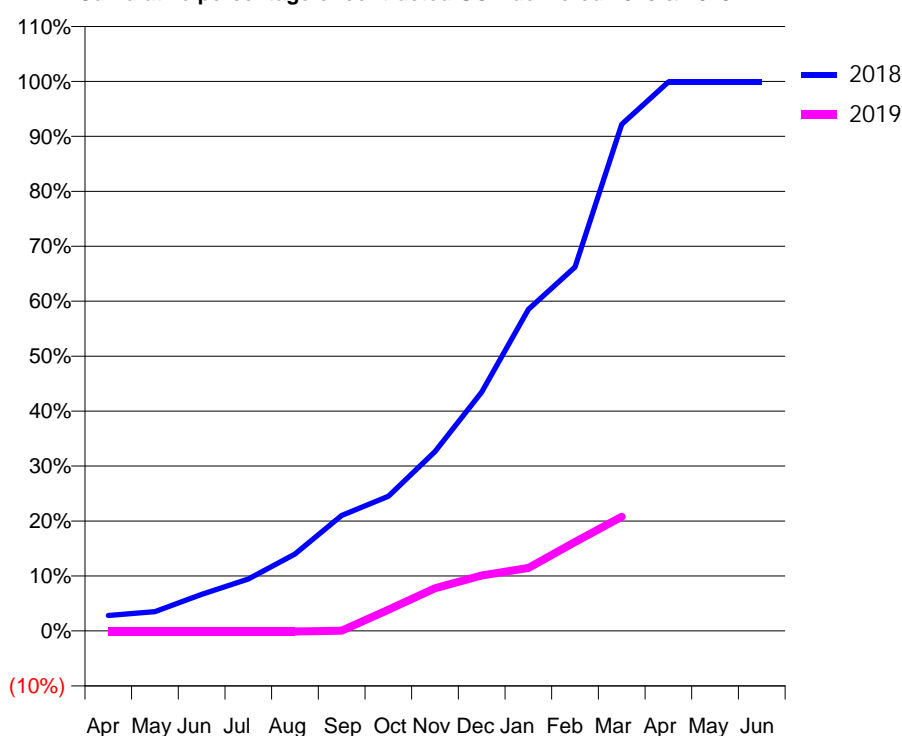
### Q58 - Vital Signs Orthodontic At a Glance Contract Report for 736155/0001 - March 2019

Name or company name	Marsh Road Dental Practice Partnership	18/19 Contracted general activity (UDA)	22,556
Contract type name	GDS Contract	Carry forward general activity (UDA)	50
Purpose of contract	General and Orthodontic	18/19 Contracted orthodontic activity (UOA)	5,979
Contract start date	01/04/2006	Carry forward orthodontic activity (UOA)	7
Contract end date		Baseline contract value	£1,064,532.84

ACCESS	Contract	England and Wales
24 month ratio of assessments to patient IDs	1.03	1.08

ACTIVITY	Contract
Contract assess and fit appliances (case starts) as a percentage of Area Team case starts	0.5 %

Cumulative percentage of contracted UOA delivered 2018 & 2019



Month	Adjusted Scheduled Activity (UOA)		
	2017	2018	2019
April	41	168	-7
May	225	210	-7
June	692	399	-7
July	1,219	567	-7
August	1,689	840	-7
September	2,184	1,260	2
October	2,482	1,470	231
November	3,079	1,957	464
December	3,734	2,608	603
January	4,091	3,511	685
February	4,553	3,973	967
March	5,439	5,531	1,243
April	6,006	5,993	
May	6,006	5,993	
June	6,006	5,993	

#### QUANTITY METRICS (rolling 12 month period)

	Contract Quantity	Contract Base Number	Contract *	Area Team	Region	England
% of all assessments that were assess and fit appliances (case starts)	71	313	22.7%	62.9%	57.1%	59.2%
% of all assessments that were assess and refuse	115	313	36.7%	11.2%	11.5%	12.0%
% of all assessments that were assess and review	127	313	40.6%	25.9%	31.4%	28.8%
% of case starts with a reported IOTN of 3 and Aesthetic Component of 5 or below	0	71	<i>N/A</i>	0.2%	0.1%	0.1%
% of case starts with a reported IOTN of 3 and Aesthetic Component of 6 or above	0	71	<i>N/A</i>	5.2%	3.9%	3.9%
% of case starts with a reported IOTN of 4	60	71	84.5%	75.7%	75.9%	77.6%
% of case starts with a reported IOTN of 5	11	71	15.5%	18.4%	17.9%	16.7 %
% of concluded courses in receipt of dual-arch fixed appliances	0	24	<i>N/A</i>	67.8%	69.5%	72.9%
% of concluded courses where treatment was abandoned or discontinued	8	24	33.3%	9.5%	9.7%	8.7%
% of patients satisfied with the treatment they have received	1	1	100.0%	97.3%	95.2%	95.7%

\* Figures in italics indicate that the base number is less than 100.

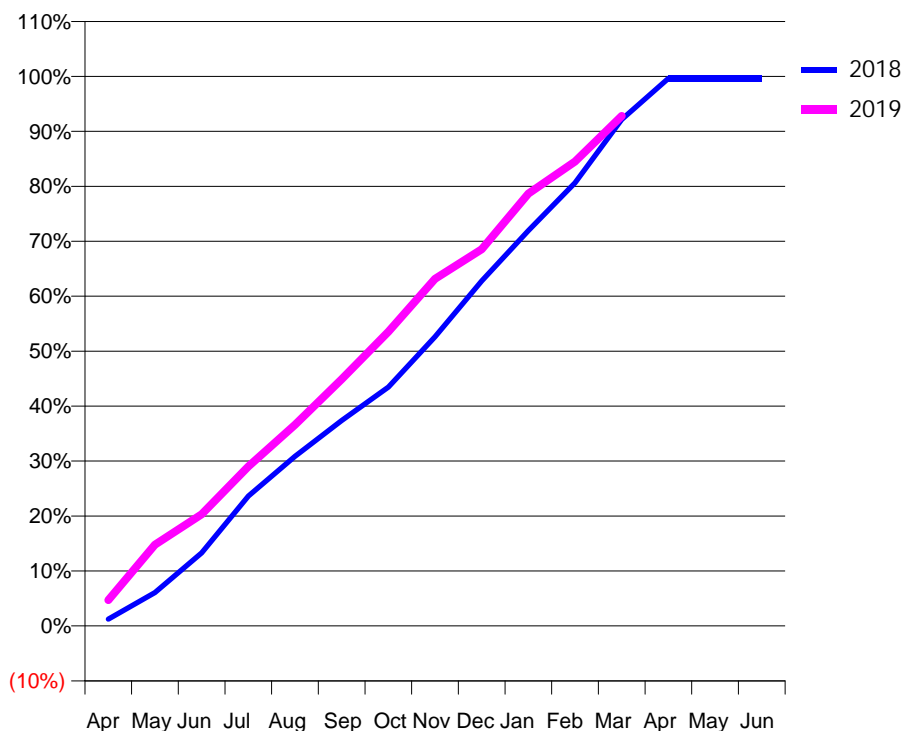
### Q58 - Vital Signs Orthodontic At a Glance Contract Report for 748897/0001 - March 2019

Name or company name	MR RM TOBIN	18/19 Contracted general activity (UDA)	0
Contract type name	PDS Contract	Carry forward general activity (UDA)	0
Purpose of contract	Orthodontic	18/19 Contracted orthodontic activity (UOA)	8,736
Contract start date	01/04/2006	Carry forward orthodontic activity (UOA)	32
Contract end date	29/05/2020	Baseline contract value	£583,674.24

ACCESS	Contract	England and Wales
24 month ratio of assessments to patient IDs	1.03	1.08

ACTIVITY	Contract
Contract assess and fit appliances (case starts) as a percentage of Area Team case starts	2.8 %

Cumulative percentage of contracted UOA delivered 2018 & 2019



Month	Adjusted Scheduled Activity (UOA)		
	2017	2018	2019
April	429	110	411
May	1,536	530	1,293
June	2,457	1,160	1,776
July	3,349	2,065	2,534
August	3,648	2,695	3,197
September	4,112	3,266	3,921
October	4,605	3,797	4,677
November	5,164	4,595	5,518
December	5,655	5,483	5,988
January	6,249	6,285	6,871
February	6,927	7,043	7,383
March	7,704	8,051	8,106
April	8,359	8,704	
May	8,720	8,704	
June	8,720	8,704	

#### QUANTITY METRICS (rolling 12 month period)

	Contract Quantity	Contract Base Number	Contract *	Area Team	Region	England
% of all assessments that were assess and fit appliances (case starts)	408	756	54.0%	62.9%	57.1%	59.2%
% of all assessments that were assess and refuse	46	756	6.1%	11.2%	11.5%	12.0%
% of all assessments that were assess and review	302	756	39.9%	25.9%	31.4%	28.8%
% of case starts with a reported IOTN of 3 and Aesthetic Component of 5 or below	0	408	N/A	0.2%	0.1%	0.1%
% of case starts with a reported IOTN of 3 and Aesthetic Component of 6 or above	36	408	8.8%	5.2%	3.9%	3.9%
% of case starts with a reported IOTN of 4	345	408	84.6%	75.7%	75.9%	77.6%
% of case starts with a reported IOTN of 5	27	408	6.6%	18.4%	17.9%	16.7 %
% of concluded courses in receipt of dual-arch fixed appliances	334	415	80.5%	67.8%	69.5%	72.9%
% of concluded courses where treatment was abandoned or discontinued	49	415	11.8%	9.5%	9.7%	8.7%
% of patients satisfied with the treatment they have received	4	4	100.0%	97.3%	95.2%	95.7%

\* Figures in italics indicate that the base number is less than 100.

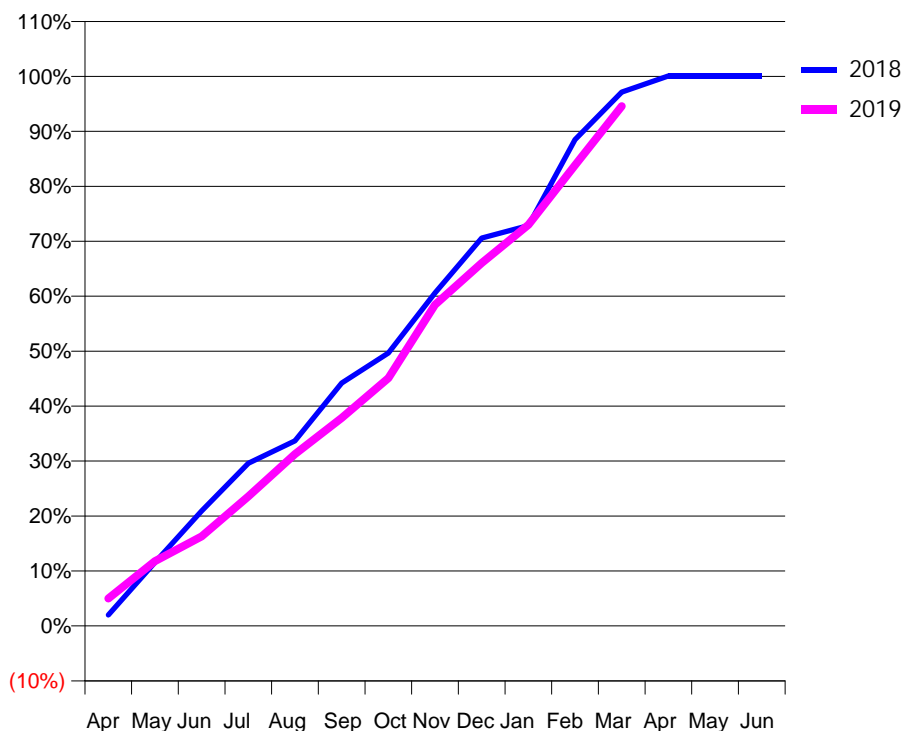
### Q58 - Vital Signs Orthodontic At a Glance Contract Report for 748897/0002 - March 2019

Name or company name	MR RM TOBIN	18/19 Contracted general activity (UDA)	0
Contract type name	PDS Contract	Carry forward general activity (UDA)	0
Purpose of contract	Orthodontic	18/19 Contracted orthodontic activity (UOA)	9,276
Contract start date	01/09/2008	Carry forward orthodontic activity (UOA)	0
Contract end date	29/05/2020	Baseline contract value	£583,606.87

ACCESS	Contract	England and Wales
24 month ratio of assessments to patient IDs	1.03	1.08

ACTIVITY	Contract
Contract assess and fit appliances (case starts) as a percentage of Area Team case starts	2.9 %

Cumulative percentage of contracted UOA delivered 2018 & 2019



Month	Adjusted Scheduled Activity (UOA)		
	2017	2018	2019
April	422	185	462
May	1,456	1,073	1,092
June	2,171	1,942	1,512
July	2,797	2,746	2,186
August	3,135	3,124	2,901
September	3,912	4,100	3,511
October	4,803	4,606	4,184
November	5,586	5,620	5,420
December	6,354	6,546	6,127
January	6,774	6,758	6,771
February	7,683	8,209	7,775
March	8,636	9,009	8,773
April	9,272	9,284	
May	9,272	9,284	
June	9,272	9,284	

#### QUANTITY METRICS (rolling 12 month period)

	Contract Quantity	Contract Base Number	Contract *	Area Team	Region	England
% of all assessments that were assess and fit appliances (case starts)	417	829	50.3%	62.9%	57.1%	59.2%
% of all assessments that were assess and refuse	94	829	11.3%	11.2%	11.5%	12.0%
% of all assessments that were assess and review	318	829	38.4%	25.9%	31.4%	28.8%
% of case starts with a reported IOTN of 3 and Aesthetic Component of 5 or below	1	417	0.2%	0.2%	0.1%	0.1%
% of case starts with a reported IOTN of 3 and Aesthetic Component of 6 or above	23	417	5.5%	5.2%	3.9%	3.9%
% of case starts with a reported IOTN of 4	341	417	81.8%	75.7%	75.9%	77.6%
% of case starts with a reported IOTN of 5	50	417	12.0%	18.4%	17.9%	16.7 %
% of concluded courses in receipt of dual-arch fixed appliances	221	424	52.1%	67.8%	69.5%	72.9%
% of concluded courses where treatment was abandoned or discontinued	27	424	6.4%	9.5%	9.7%	8.7%
% of patients satisfied with the treatment they have received	5	5	100.0%	97.3%	95.2%	95.7%

\* Figures in italics indicate that the base number is less than 100.

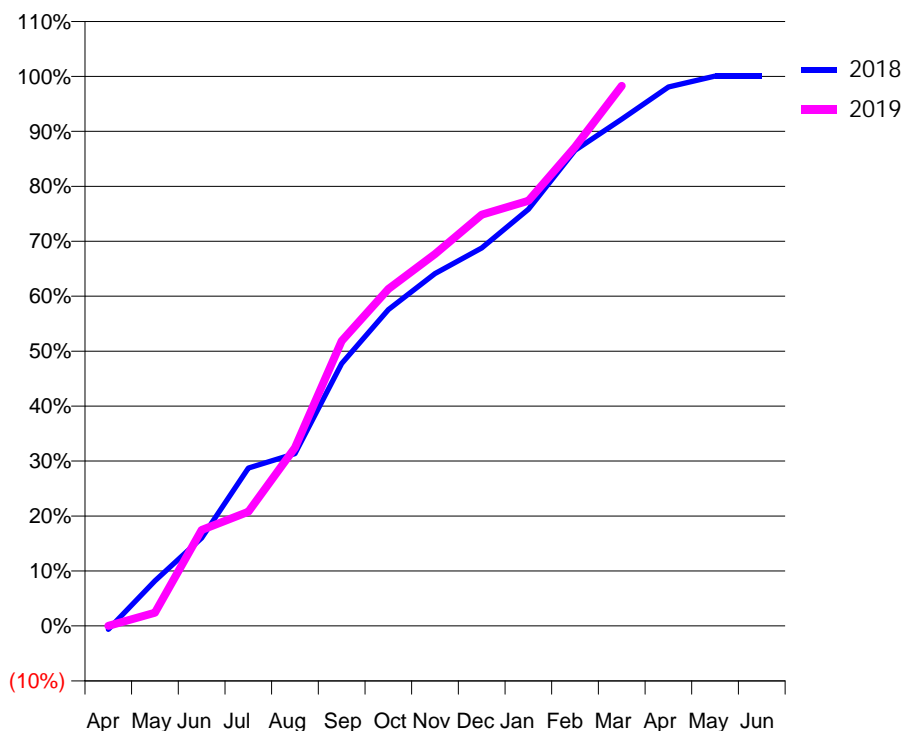
### Q58 - Vital Signs Orthodontic At a Glance Contract Report for 750344/0001 - March 2019

Name or company name	MISS LH PIETERSEN	18/19 Contracted general activity (UDA)	0
Contract type name	PDS Contract	Carry forward general activity (UDA)	0
Purpose of contract	Orthodontic	18/19 Contracted orthodontic activity (UOA)	15,981
Contract start date	01/04/2006	Carry forward orthodontic activity (UOA)	0
Contract end date	03/04/2020	Baseline contract value	£1,013,169.29

ACCESS	Contract	England and Wales
24 month ratio of assessments to patient IDs	1.03	1.08

ACTIVITY	Contract
Contract assess and fit appliances (case starts) as a percentage of Area Team case starts	5.9 %

Cumulative percentage of contracted UOA delivered 2018 & 2019



Month	Adjusted Scheduled Activity (UOA)		
	2017	2018	2019
April	-52	-101	0
May	397	1,310	386
June	607	2,557	2,792
July	1,434	4,590	3,322
August	2,236	5,010	5,183
September	2,836	7,626	8,285
October	3,806	9,198	9,797
November	8,821	10,240	10,816
December	9,564	10,987	11,959
January	9,900	12,112	12,362
February	11,138	13,828	13,927
March	11,436	14,730	15,704
April	12,951	15,669	
May	15,875	15,984	
June	15,875	15,984	

### QUANTITY METRICS (rolling 12 month period)

	Contract Quantity	Contract Base Number	Contract *	Area Team	Region	England
% of all assessments that were assess and fit appliances (case starts)	856	897	95.4%	62.9%	57.1%	59.2%
% of all assessments that were assess and refuse	12	897	1.3%	11.2%	11.5%	12.0%
% of all assessments that were assess and review	29	897	3.2%	25.9%	31.4%	28.8%
% of case starts with a reported IOTN of 3 and Aesthetic Component of 5 or below	0	856	N/A	0.2%	0.1%	0.1%
% of case starts with a reported IOTN of 3 and Aesthetic Component of 6 or above	108	856	12.6%	5.2%	3.9%	3.9%
% of case starts with a reported IOTN of 4	591	856	69.0%	75.7%	75.9%	77.6%
% of case starts with a reported IOTN of 5	157	856	18.3%	18.4%	17.9%	16.7 %
% of concluded courses in receipt of dual-arch fixed appliances	372	1,038	35.8%	67.8%	69.5%	72.9%
% of concluded courses where treatment was abandoned or discontinued	62	1,038	6.0%	9.5%	9.7%	8.7%
% of patients satisfied with the treatment they have received	30	32	93.8%	97.3%	95.2%	95.7%

\* Figures in italics indicate that the base number is less than 100.



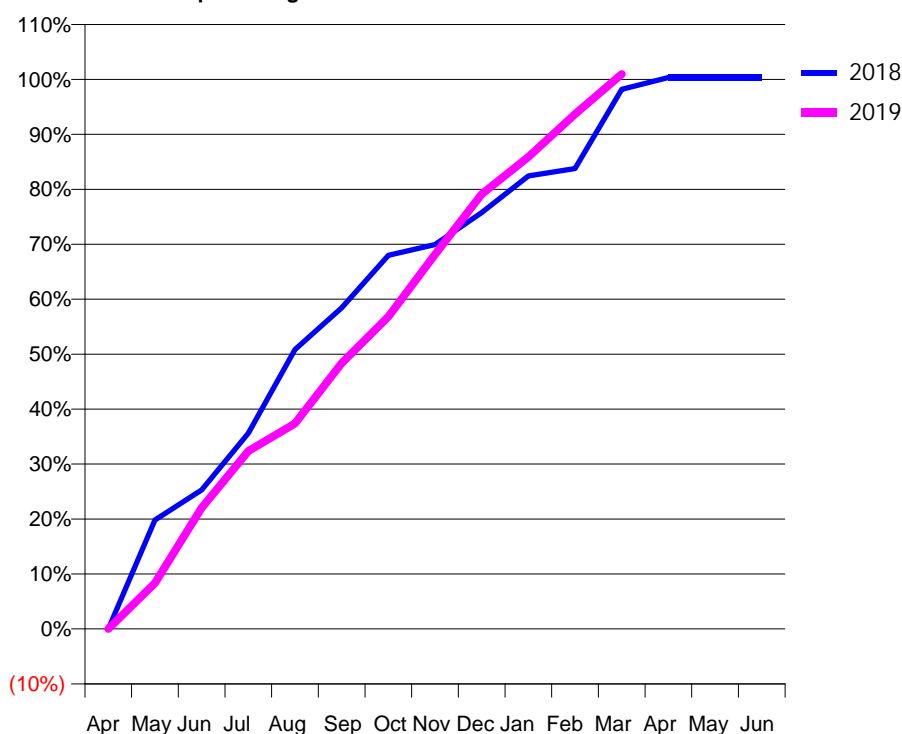
### Q58 - Vital Signs Orthodontic At a Glance Contract Report for 763950/0001 - March 2019

Name or company name	Ortho Hemel Limited	18/19 Contracted general activity (UDA)	0
Contract type name	PDS Contract	Carry forward general activity (UDA)	0
Purpose of contract	Orthodontic	18/19 Contracted orthodontic activity (UOA)	6,984
Contract start date	01/04/2006	Carry forward orthodontic activity (UOA)	0
Contract end date	03/04/2020	Baseline contract value	£442,788.24

ACCESS	Contract	England and Wales
24 month ratio of assessments to patient IDs	1.04	1.08

ACTIVITY	Contract
Contract assess and fit appliances (case starts) as a percentage of Area Team case starts	2.3 %

Cumulative percentage of contracted UOA delivered 2018 & 2019



Month	Adjusted Scheduled Activity (UOA)		
	2017	2018	2019
April	-52	0	0
May	2,075	1,384	582
June	2,778	1,766	1,540
July	3,471	2,489	2,261
August	4,028	3,550	2,611
September	4,521	4,081	3,377
October	4,828	4,748	3,969
November	5,690	4,884	4,759
December	5,980	5,290	5,526
January	6,285	5,756	5,998
February	6,611	5,849	6,541
March	6,918	6,857	7,050
April	7,003	7,007	
May	7,003	7,007	
June	7,003	7,007	

#### QUANTITY METRICS (rolling 12 month period)

	Contract Quantity	Contract Base Number	Contract *	Area Team	Region	England
% of all assessments that were assess and fit appliances (case starts)	338	492	68.7%	62.9%	57.1%	59.2%
% of all assessments that were assess and refuse	13	492	2.6%	11.2%	11.5%	12.0%
% of all assessments that were assess and review	141	492	28.7%	25.9%	31.4%	28.8%
% of case starts with a reported IOTN of 3 and Aesthetic Component of 5 or below	0	338	N/A	0.2%	0.1%	0.1%
% of case starts with a reported IOTN of 3 and Aesthetic Component of 6 or above	1	338	0.3%	5.2%	3.9%	3.9%
% of case starts with a reported IOTN of 4	289	338	85.5%	75.7%	75.9%	77.6%
% of case starts with a reported IOTN of 5	47	338	13.9%	18.4%	17.9%	16.7 %
% of concluded courses in receipt of dual-arch fixed appliances	292	318	91.8%	67.8%	69.5%	72.9%
% of concluded courses where treatment was abandoned or discontinued	17	318	5.3%	9.5%	9.7%	8.7%
% of patients satisfied with the treatment they have received	10	11	90.9%	97.3%	95.2%	95.7%

\* Figures in italics indicate that the base number is less than 100.

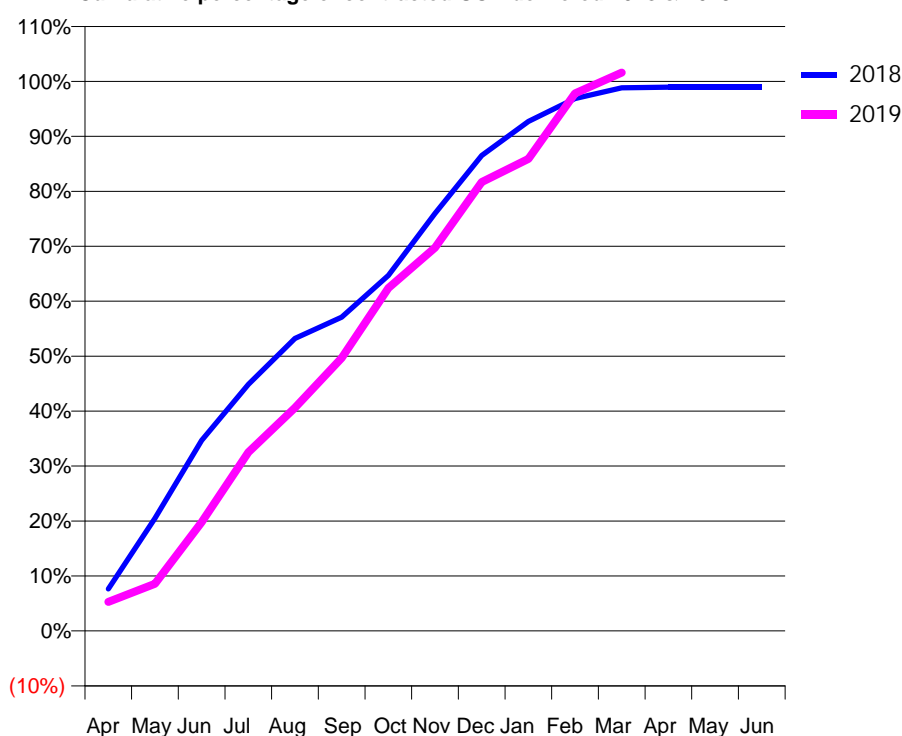
### Q58 - Vital Signs Orthodontic At a Glance Contract Report for 819107/0001 - March 2019

Name or company name	MR JS EVANS	18/19 Contracted general activity (UDA)	0
Contract type name	PDS Contract	Carry forward general activity (UDA)	0
Purpose of contract	Orthodontic	18/19 Contracted orthodontic activity (UOA)	6,600
Contract start date	01/04/2006	Carry forward orthodontic activity (UOA)	68
Contract end date	31/03/2025	Baseline contract value	£447,080.12

ACCESS	Contract	England and Wales
24 month ratio of assessments to patient IDs	1.01	1.08

ACTIVITY	Contract
Contract assess and fit appliances (case starts) as a percentage of Area Team case starts	2.2 %

Cumulative percentage of contracted UOA delivered 2018 & 2019



Month	Adjusted Scheduled Activity (UOA)		
	2017	2018	2019
April	415	505	350
May	1,410	1,353	566
June	1,849	2,288	1,307
July	2,258	2,960	2,146
August	2,626	3,513	2,681
September	3,229	3,768	3,278
October	3,886	4,269	4,119
November	4,587	5,014	4,603
December	5,053	5,709	5,390
January	5,588	6,119	5,670
February	6,419	6,395	6,455
March	6,586	6,522	6,705
April	6,670	6,530	
May	6,670	6,530	
June	6,670	6,531	

### QUANTITY METRICS (rolling 12 month period)

	Contract Quantity	Contract Base Number	Contract *	Area Team	Region	England
% of all assessments that were assess and fit appliances (case starts)	317	546	58.1%	62.9%	57.1%	59.2%
% of all assessments that were assess and refuse	187	546	34.2%	11.2%	11.5%	12.0%
% of all assessments that were assess and review	42	546	7.7%	25.9%	31.4%	28.8%
% of case starts with a reported IOTN of 3 and Aesthetic Component of 5 or below	1	317	0.3%	0.2%	0.1%	0.1%
% of case starts with a reported IOTN of 3 and Aesthetic Component of 6 or above	15	317	4.7%	5.2%	3.9%	3.9%
% of case starts with a reported IOTN of 4	190	317	59.9%	75.7%	75.9%	77.6%
% of case starts with a reported IOTN of 5	110	317	34.7%	18.4%	17.9%	16.7 %
% of concluded courses in receipt of dual-arch fixed appliances	242	260	93.1%	67.8%	69.5%	72.9%
% of concluded courses where treatment was abandoned or discontinued	7	260	2.7%	9.5%	9.7%	8.7%
% of patients satisfied with the treatment they have received	5	5	100.0%	97.3%	95.2%	95.7%

\* Figures in italics indicate that the base number is less than 100.

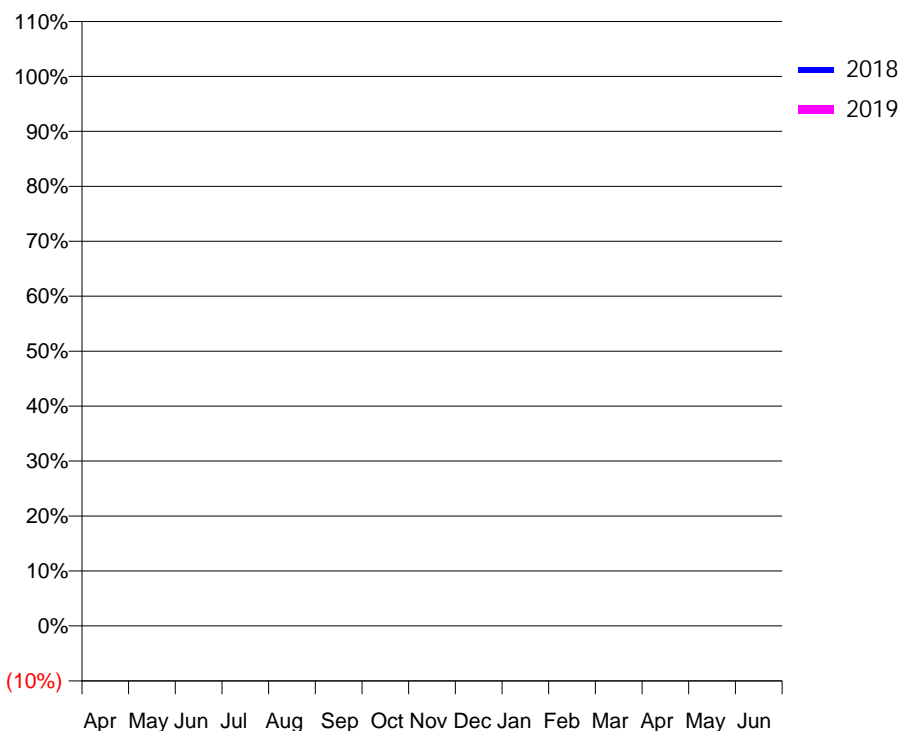
### Q58 - Vital Signs Orthodontic At a Glance Contract Report for 825425/0003 - March 2019

Name or company name	MR S SHAH	18/19 Contracted general activity (UDA)	22,140
Contract type name	GDS Contract	Carry forward general activity (UDA)	-442
Purpose of contract	General	18/19 Contracted orthodontic activity (UOA)	0
Contract start date	01/03/2013	Carry forward orthodontic activity (UOA)	0
Contract end date		Baseline contract value	£674,818.48

ACCESS	Contract	England and Wales
24 month ratio of assessments to patient IDs	2.00	1.08

ACTIVITY	Contract
Contract assess and fit appliances (case starts) as a percentage of Area Team case starts	0.0 %

Cumulative percentage of contracted UOA delivered 2018 & 2019



Month	Adjusted Scheduled Activity (UOA)		
	2017	2018	2019
April	0	0	0
May	0	0	0
June	0	0	0
July	0	0	0
August	0	0	0
September	0	0	0
October	0	0	1
November	0	0	1
December	0	0	1
January	0	0	1
February	0	0	1
March	0	0	1
April	0	0	
May	0	0	
June	0	0	

#### QUANTITY METRICS (rolling 12 month period)

	Contract Quantity	Contract Base Number	Contract *	Area Team	Region	England
% of all assessments that were assess and fit appliances (case starts)	0	2	0.0%	62.9%	57.1%	59.2%
% of all assessments that were assess and refuse	0	2	0.0%	11.2%	11.5%	12.0%
% of all assessments that were assess and review	2	2	100.0%	25.9%	31.4%	28.8%
% of case starts with a reported IOTN of 3 and Aesthetic Component of 5 or below	0	0	N/A	0.2%	0.1%	0.1%
% of case starts with a reported IOTN of 3 and Aesthetic Component of 6 or above	0	0	N/A	5.2%	3.9%	3.9%
% of case starts with a reported IOTN of 4	0	0	N/A	75.7%	75.9%	77.6%
% of case starts with a reported IOTN of 5	0	0	N/A	18.4%	17.9%	16.7 %
% of concluded courses in receipt of dual-arch fixed appliances	0	0	N/A	67.8%	69.5%	72.9%
% of concluded courses where treatment was abandoned or discontinued	0	0	N/A	9.5%	9.7%	8.7%
% of patients satisfied with the treatment they have received	0	0	N/A	97.3%	95.2%	95.7%

\* Figures in italics indicate that the base number is less than 100.

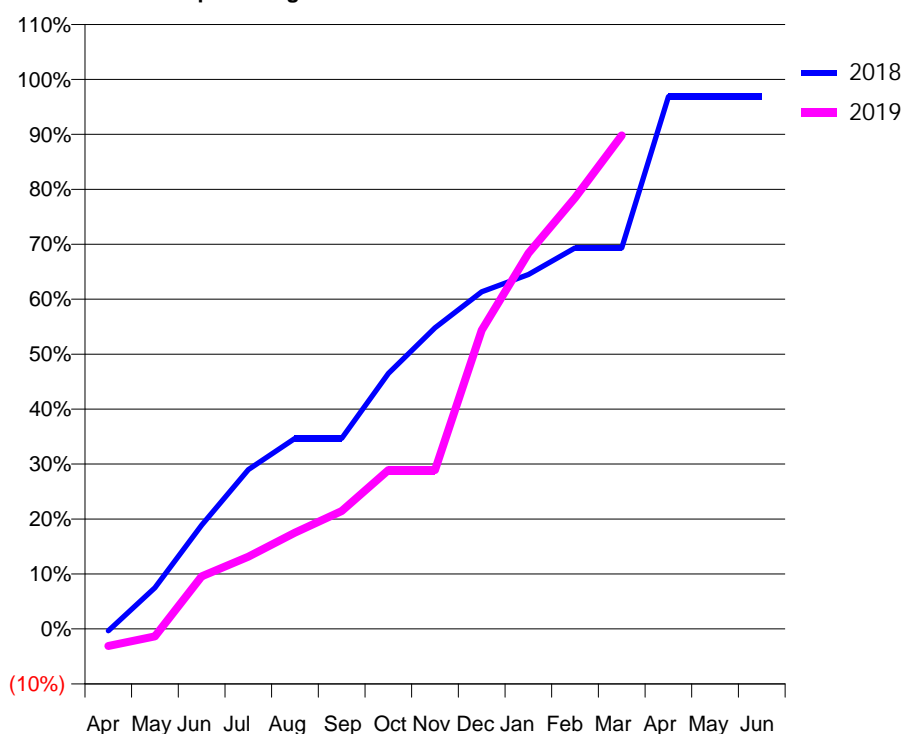
### Q58 - Vital Signs Orthodontic At a Glance Contract Report for 853038/0003 - March 2019

Name or company name	MR S WAGNER	18/19 Contracted general activity (UDA)	0
Contract type name	PDS Contract	Carry forward general activity (UDA)	0
Purpose of contract	Orthodontic	18/19 Contracted orthodontic activity (UOA)	4,800
Contract start date	01/02/2013	Carry forward orthodontic activity (UOA)	150
Contract end date	03/04/2020	Baseline contract value	£304,319.63

ACCESS	Contract	England and Wales
24 month ratio of assessments to patient IDs	1.00	1.08

ACTIVITY	Contract
Contract assess and fit appliances (case starts) as a percentage of Area Team case starts	1.9 %

Cumulative percentage of contracted UOA delivered 2018 & 2019



Month	Adjusted Scheduled Activity (UOA)		
	2017	2018	2019
April	0	-17	-150
May	446	361	-66
June	1,202	907	459
July	1,649	1,391	631
August	1,883	1,664	842
September	2,247	1,664	1,031
October	2,442	2,231	1,388
November	3,013	2,630	1,388
December	3,570	2,945	2,610
January	3,865	3,096	3,282
February	4,160	3,327	3,765
March	4,531	3,327	4,311
April	4,783	4,650	
May	4,783	4,650	
June	4,783	4,650	

#### QUANTITY METRICS (rolling 12 month period)

	Contract Quantity	Contract Base Number	Contract *	Area Team	Region	England
% of all assessments that were assess and fit appliances (case starts)	277	277	100.0%	62.9%	57.1%	59.2%
% of all assessments that were assess and refuse	0	277	0.0%	11.2%	11.5%	12.0%
% of all assessments that were assess and review	0	277	0.0%	25.9%	31.4%	28.8%
% of case starts with a reported IOTN of 3 and Aesthetic Component of 5 or below	0	277	N/A	0.2%	0.1%	0.1%
% of case starts with a reported IOTN of 3 and Aesthetic Component of 6 or above	14	277	5.1%	5.2%	3.9%	3.9%
% of case starts with a reported IOTN of 4	206	277	74.4%	75.7%	75.9%	77.6%
% of case starts with a reported IOTN of 5	57	277	20.6%	18.4%	17.9%	16.7 %
% of concluded courses in receipt of dual-arch fixed appliances	215	242	88.8%	67.8%	69.5%	72.9%
% of concluded courses where treatment was abandoned or discontinued	24	242	9.9%	9.5%	9.7%	8.7%
% of patients satisfied with the treatment they have received	3	3	100.0%	97.3%	95.2%	95.7%

\* Figures in italics indicate that the base number is less than 100.

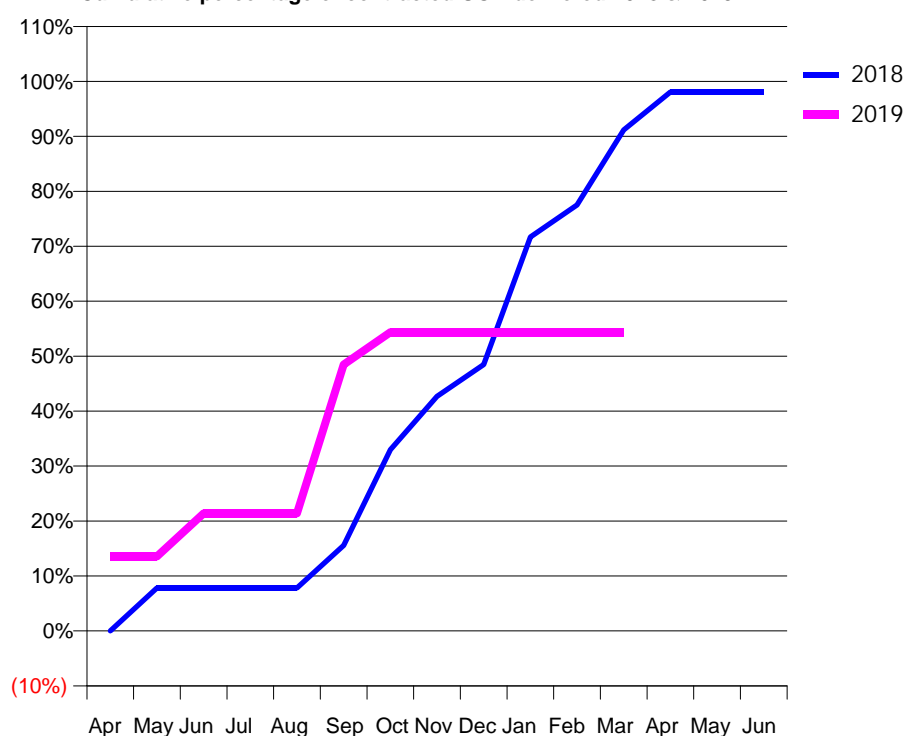
### Q58 - Vital Signs Orthodontic At a Glance Contract Report for 869732/0002 - March 2019

Name or company name	The Specialist Orthodontic Centre, Hertfordshire	18/19 Contracted general activity (UDA)	0
Contract type name	PDS Contract	Carry forward general activity (UDA)	0
Purpose of contract	Orthodontic	18/19 Contracted orthodontic activity (UOA)	1,085
Contract start date	30/03/2010	Carry forward orthodontic activity (UOA)	21
Contract end date	03/04/2020	Baseline contract value	£66,146.97

ACCESS	Contract	England and Wales
24 month ratio of assessments to patient IDs	1.00	1.08

ACTIVITY	Contract
Contract assess and fit appliances (case starts) as a percentage of Area Team case starts	0.2 %

Cumulative percentage of contracted UOA delivered 2018 & 2019



Month	Adjusted Scheduled Activity (UOA)		
	2017	2018	2019
April	65	0	147
May	178	85	147
June	266	85	232
July	322	85	232
August	369	85	232
September	584	169	526
October	607	358	590
November	649	463	590
December	821	526	590
January	865	778	590
February	890	841	590
March	1,019	989	590
April	1,085	1,064	
May	1,085	1,064	
June	1,085	1,064	

### QUANTITY METRICS (rolling 12 month period)

	Contract Quantity	Contract Base Number	Contract *	Area Team	Region	England
% of all assessments that were assess and fit appliances (case starts)	32	46	69.6%	62.9%	57.1%	59.2%
% of all assessments that were assess and refuse	7	46	15.2%	11.2%	11.5%	12.0%
% of all assessments that were assess and review	7	46	15.2%	25.9%	31.4%	28.8%
% of case starts with a reported IOTN of 3 and Aesthetic Component of 5 or below	0	32	<i>N/A</i>	0.2%	0.1%	0.1%
% of case starts with a reported IOTN of 3 and Aesthetic Component of 6 or above	0	32	<i>N/A</i>	5.2%	3.9%	3.9%
% of case starts with a reported IOTN of 4	28	32	87.5%	75.7%	75.9%	77.6%
% of case starts with a reported IOTN of 5	4	32	12.5%	18.4%	17.9%	16.7%
% of concluded courses in receipt of dual-arch fixed appliances	8	20	40.0%	67.8%	69.5%	72.9%
% of concluded courses where treatment was abandoned or discontinued	4	20	20.0%	9.5%	9.7%	8.7%
% of patients satisfied with the treatment they have received	0	0	<i>N/A</i>	97.3%	95.2%	95.7%

\* Figures in italics indicate that the base number is less than 100.

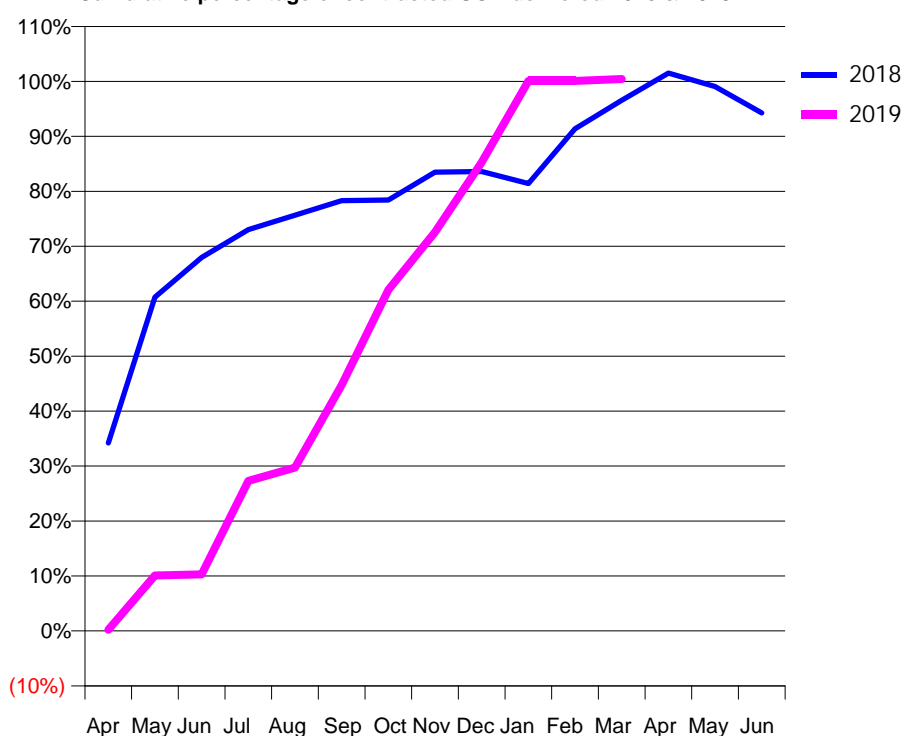
### Q58 - Vital Signs Orthodontic At a Glance Contract Report for 908312/0001 - March 2019

Name or company name	MR CW LEWIS	18/19 Contracted general activity (UDA)	450
Contract type name	GDS Contract	Carry forward general activity (UDA)	-9
Purpose of contract	General and Orthodontic	18/19 Contracted orthodontic activity (UOA)	871
Contract start date	01/04/2006	Carry forward orthodontic activity (UOA)	0
Contract end date		Baseline contract value	£73,943.55

ACCESS	Contract	England and Wales
24 month ratio of assessments to patient IDs	1.26	1.08

ACTIVITY	Contract
Contract assess and fit appliances (case starts) as a percentage of Area Team case starts	0.4 %

Cumulative percentage of contracted UOA delivered 2018 & 2019



Month	Adjusted Scheduled Activity (UOA)		
	2017	2018	2019
April	278	298	2
May	472	529	88
June	559	592	90
July	646	636	238
August	648	659	259
September	802	682	390
October	847	683	541
November	853	727	632
December	853	728	743
January	879	709	872
February	884	796	872
March	908	841	875
April	908	884	
May	912	863	
June	891	821	

### QUANTITY METRICS (rolling 12 month period)

	Contract Quantity	Contract Base Number	Contract *	Area Team	Region	England
% of all assessments that were assess and fit appliances (case starts)	52	85	61.2%	62.9%	57.1%	59.2%
% of all assessments that were assess and refuse	14	85	16.5%	11.2%	11.5%	12.0%
% of all assessments that were assess and review	19	85	22.4%	25.9%	31.4%	28.8%
% of case starts with a reported IOTN of 3 and Aesthetic Component of 5 or below	0	52	N/A	0.2%	0.1%	0.1%
% of case starts with a reported IOTN of 3 and Aesthetic Component of 6 or above	5	52	9.6%	5.2%	3.9%	3.9%
% of case starts with a reported IOTN of 4	31	52	59.6%	75.7%	75.9%	77.6%
% of case starts with a reported IOTN of 5	16	52	30.8%	18.4%	17.9%	16.7%
% of concluded courses in receipt of dual-arch fixed appliances	3	44	6.8%	67.8%	69.5%	72.9%
% of concluded courses where treatment was abandoned or discontinued	4	44	9.1%	9.5%	9.7%	8.7%
% of patients satisfied with the treatment they have received	0	0	N/A	97.3%	95.2%	95.7%

\* Figures in italics indicate that the base number is less than 100.

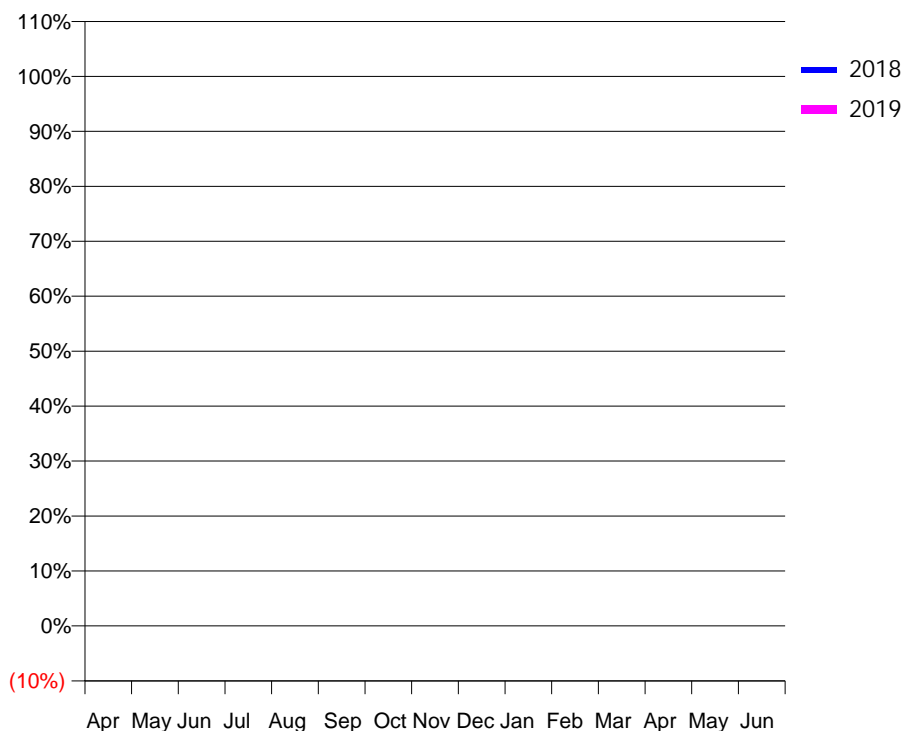
### Q58 - Vital Signs Orthodontic At a Glance Contract Report for 917125/0001 - March 2019

Name or company name	Facial Aesthetic (UK) Ltd	18/19 Contracted general activity (UDA)	25,239
Contract type name	GDS Contract	Carry forward general activity (UDA)	882
Purpose of contract	General	18/19 Contracted orthodontic activity (UOA)	0
Contract start date	01/04/2006	Carry forward orthodontic activity (UOA)	0
Contract end date		Baseline contract value	£627,618.25

ACCESS	Contract	England and Wales
24 month ratio of assessments to patient IDs	1.00	1.08

ACTIVITY	Contract
Contract assess and fit appliances (case starts) as a percentage of Area Team case starts	0.0 %

Cumulative percentage of contracted UOA delivered 2018 & 2019



Month	Adjusted Scheduled Activity (UOA)		
	2017	2018	2019
April	0	0	0
May	0	0	21
June	0	0	0
July	0	0	0
August	0	0	0
September	0	0	0
October	0	0	0
November	0	0	0
December	0	0	0
January	0	0	0
February	0	0	0
March	0	0	21
April	0	0	
May	0	0	
June	0	0	

### QUANTITY METRICS (rolling 12 month period)

	Contract Quantity	Contract Base Number	Contract *	Area Team	Region	England
% of all assessments that were assess and fit appliances (case starts)	2	2	100.0%	62.9%	57.1%	59.2%
% of all assessments that were assess and refuse	0	2	0.0%	11.2%	11.5%	12.0%
% of all assessments that were assess and review	0	2	0.0%	25.9%	31.4%	28.8%
% of case starts with a reported IOTN of 3 and Aesthetic Component of 5 or below	0	2	N/A	0.2%	0.1%	0.1%
% of case starts with a reported IOTN of 3 and Aesthetic Component of 6 or above	0	2	N/A	5.2%	3.9%	3.9%
% of case starts with a reported IOTN of 4	2	2	100.0%	75.7%	75.9%	77.6%
% of case starts with a reported IOTN of 5	0	2	N/A	18.4%	17.9%	16.7 %
% of concluded courses in receipt of dual-arch fixed appliances	1	1	100.0%	67.8%	69.5%	72.9%
% of concluded courses where treatment was abandoned or discontinued	0	1	0.0%	9.5%	9.7%	8.7%
% of patients satisfied with the treatment they have received	0	0	N/A	97.3%	95.2%	95.7%

\* Figures in italics indicate that the base number is less than 100.

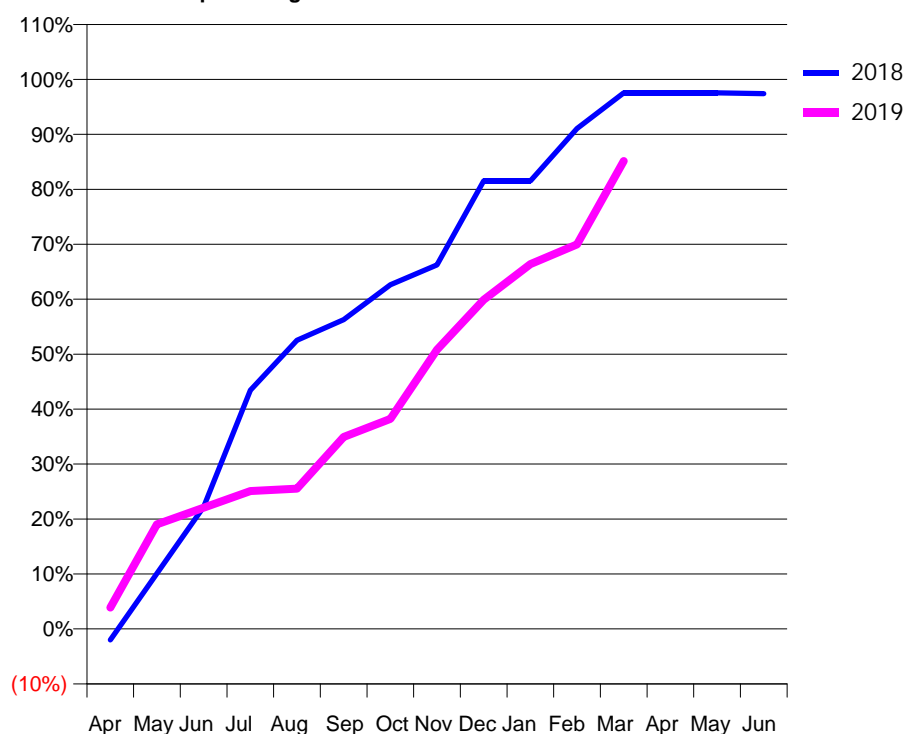
### Q58 - Vital Signs Orthodontic At a Glance Contract Report for 917125/0002 - March 2019

Name or company name	Facial Aesthetic (UK) Ltd	18/19 Contracted general activity (UDA)	0
Contract type name	GDS Contract	Carry forward general activity (UDA)	0
Purpose of contract	Orthodontic	18/19 Contracted orthodontic activity (UOA)	693
Contract start date	01/04/2006	Carry forward orthodontic activity (UOA)	18
Contract end date		Baseline contract value	£46,212.07

ACCESS	Contract	England and Wales
24 month ratio of assessments to patient IDs	1.09	1.08

ACTIVITY	Contract
Contract assess and fit appliances (case starts) as a percentage of Area Team case starts	0.2 %

Cumulative percentage of contracted UOA delivered 2018 & 2019



Month	Adjusted Scheduled Activity (UOA)		
	2017	2018	2019
April	36	-14	27
May	184	70	132
June	227	154	153
July	291	301	174
August	335	364	177
September	463	390	242
October	484	434	265
November	505	459	352
December	568	565	415
January	574	565	460
February	616	631	485
March	637	676	590
April	679	676	
May	679	676	
June	679	675	

#### QUANTITY METRICS (rolling 12 month period)

	Contract Quantity	Contract Base Number	Contract *	Area Team	Region	England
% of all assessments that were assess and fit appliances (case starts)	28	48	58.3%	62.9%	57.1%	59.2%
% of all assessments that were assess and refuse	9	48	18.8%	11.2%	11.5%	12.0%
% of all assessments that were assess and review	11	48	22.9%	25.9%	31.4%	28.8%
% of case starts with a reported IOTN of 3 and Aesthetic Component of 5 or below	0	28	<i>N/A</i>	0.2%	0.1%	0.1%
% of case starts with a reported IOTN of 3 and Aesthetic Component of 6 or above	1	28	3.6%	5.2%	3.9%	3.9%
% of case starts with a reported IOTN of 4	25	28	89.3%	75.7%	75.9%	77.6%
% of case starts with a reported IOTN of 5	1	28	3.6%	18.4%	17.9%	16.7 %
% of concluded courses in receipt of dual-arch fixed appliances	21	26	80.8%	67.8%	69.5%	72.9%
% of concluded courses where treatment was abandoned or discontinued	3	26	11.5%	9.5%	9.7%	8.7%
% of patients satisfied with the treatment they have received	1	1	100.0%	97.3%	95.2%	95.7%

\* Figures in italics indicate that the base number is less than 100.



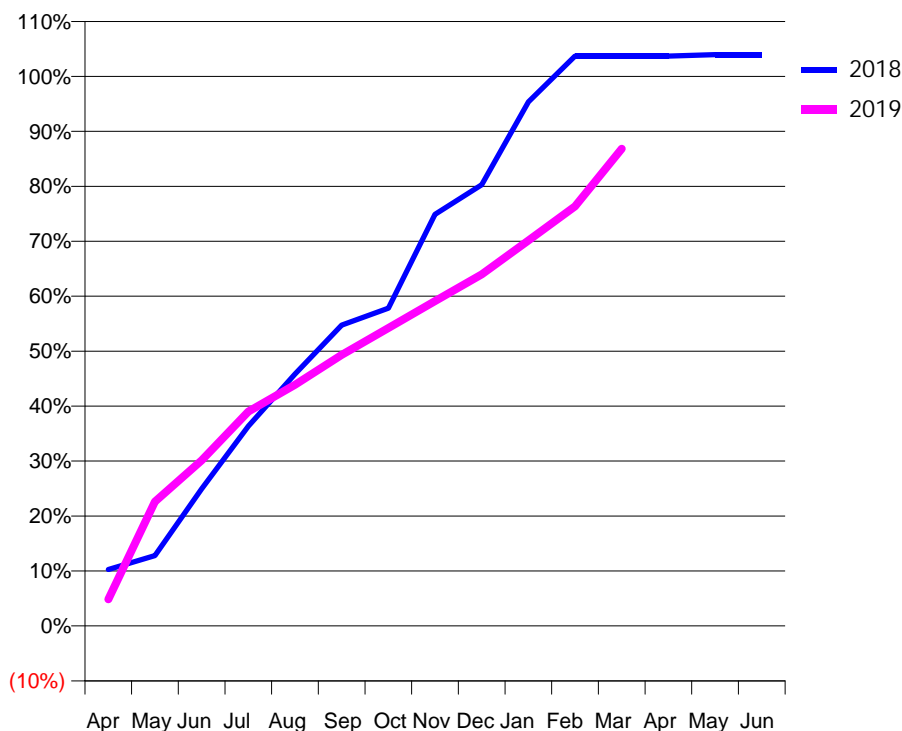
### Q58 - Vital Signs Orthodontic At a Glance Contract Report for 951277/0001 - March 2019

Name or company name	MS M REINACH	18/19 Contracted general activity (UDA)	0
Contract type name	PDS Contract	Carry forward general activity (UDA)	0
Purpose of contract	Orthodontic	18/19 Contracted orthodontic activity (UOA)	7,807
Contract start date	01/04/2006	Carry forward orthodontic activity (UOA)	0
Contract end date	03/04/2020	Baseline contract value	£494,967.89

ACCESS	Contract	England and Wales
24 month ratio of assessments to patient IDs	1.03	1.08

ACTIVITY	Contract
Contract assess and fit appliances (case starts) as a percentage of Area Team case starts	2.3 %

Cumulative percentage of contracted UOA delivered 2018 & 2019



Month	Adjusted Scheduled Activity (UOA)		
	2017	2018	2019
April	-19	802	378
May	199	999	1,764
June	598	1,948	2,352
July	1,278	2,838	3,045
August	1,933	3,577	3,427
September	2,483	4,274	3,851
October	3,612	4,513	4,233
November	4,179	5,848	4,615
December	4,809	6,268	4,993
January	5,612	7,444	5,476
February	6,015	8,095	5,959
March	7,299	8,095	6,778
April	7,857	8,095	
May	7,857	8,116	
June	7,857	8,116	

### QUANTITY METRICS (rolling 12 month period)

	Contract Quantity	Contract Base Number	Contract *	Area Team	Region	England
% of all assessments that were assess and fit appliances (case starts)	327	327	100.0%	62.9%	57.1%	59.2%
% of all assessments that were assess and refuse	0	327	0.0%	11.2%	11.5%	12.0%
% of all assessments that were assess and review	0	327	0.0%	25.9%	31.4%	28.8%
% of case starts with a reported IOTN of 3 and Aesthetic Component of 5 or below	0	327	N/A	0.2%	0.1%	0.1%
% of case starts with a reported IOTN of 3 and Aesthetic Component of 6 or above	28	327	8.6%	5.2%	3.9%	3.9%
% of case starts with a reported IOTN of 4	231	327	70.6%	75.7%	75.9%	77.6%
% of case starts with a reported IOTN of 5	68	327	20.8%	18.4%	17.9%	16.7 %
% of concluded courses in receipt of dual-arch fixed appliances	2	624	0.3%	67.8%	69.5%	72.9%
% of concluded courses where treatment was abandoned or discontinued	50	624	8.0%	9.5%	9.7%	8.7%
% of patients satisfied with the treatment they have received	12	12	100.0%	97.3%	95.2%	95.7%

\* Figures in italics indicate that the base number is less than 100.

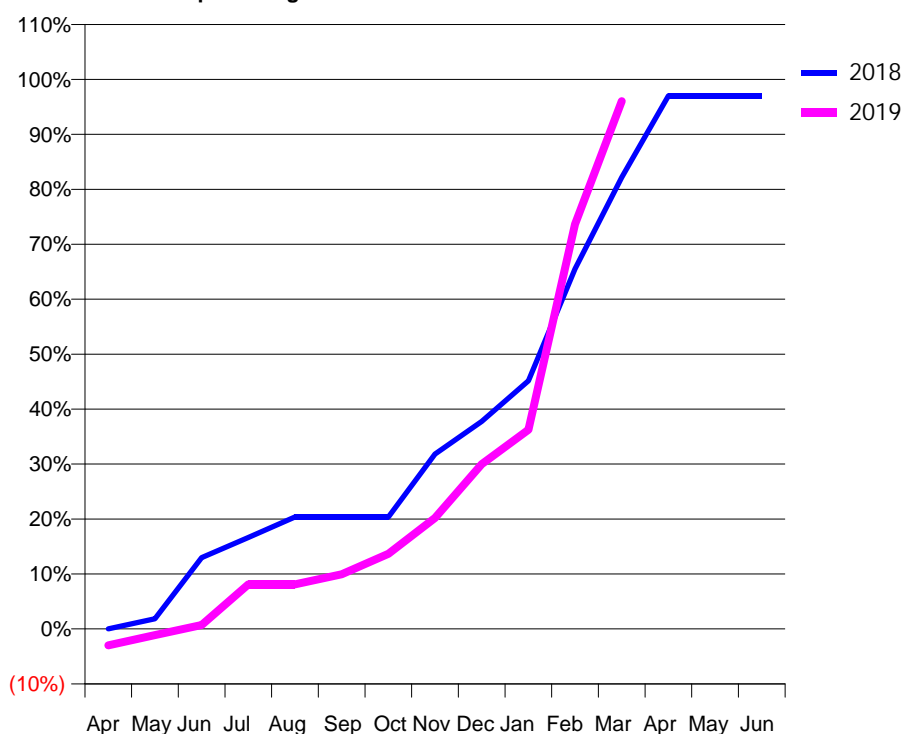
### Q59 - Vital Signs Orthodontic At a Glance Contract Report for 101281/0034 - March 2019

Name or company name	OASIS DENTAL CARE LTD	18/19 Contracted general activity (UDA)	7,246
Contract type name	GDS Contract	Carry forward general activity (UDA)	0
Purpose of contract	General and Orthodontic	18/19 Contracted orthodontic activity (UOA)	1,134
Contract start date	01/04/2006	Carry forward orthodontic activity (UOA)	34
Contract end date		Baseline contract value	£254,095.36

ACCESS	Contract	England and Wales
24 month ratio of assessments to patient IDs	1.00	1.08

ACTIVITY	Contract
Contract assess and fit appliances (case starts) as a percentage of Area Team case starts	1.2 %

Cumulative percentage of contracted UOA delivered 2018 & 2019



Month	Adjusted Scheduled Activity (UOA)		
	2017	2018	2019
April	0	0	-34
May	21	21	-13
June	42	147	8
July	63	189	92
August	63	231	92
September	147	231	113
October	210	231	155
November	252	361	229
December	336	428	340
January	613	512	411
February	634	743	835
March	974	932	1,089
April	1,079	1,100	
May	1,079	1,100	
June	1,079	1,100	

#### QUANTITY METRICS (rolling 12 month period)

	Contract Quantity	Contract Base Number	Contract *	Area Team	Region	England
% of all assessments that were assess and fit appliances (case starts)	60	93	64.5%	59.8%	57.1%	59.2%
% of all assessments that were assess and refuse	26	93	28.0%	8.7%	11.5%	12.0%
% of all assessments that were assess and review	7	93	7.5%	31.5%	31.4%	28.8%
% of case starts with a reported IOTN of 3 and Aesthetic Component of 5 or below	0	60	<i>N/A</i>	0.5%	0.1%	0.1%
% of case starts with a reported IOTN of 3 and Aesthetic Component of 6 or above	3	60	5.0%	3.8%	3.9%	3.9%
% of case starts with a reported IOTN of 4	51	60	85.0%	69.2%	75.9%	77.6%
% of case starts with a reported IOTN of 5	6	60	10.0%	24.5%	17.9%	16.7%
% of concluded courses in receipt of dual-arch fixed appliances	23	26	88.5%	65.1%	69.5%	72.9%
% of concluded courses where treatment was abandoned or discontinued	0	26	0.0%	9.4%	9.7%	8.7%
% of patients satisfied with the treatment they have received	0	0	<i>N/A</i>	91.3%	95.2%	95.7%

\* Figures in italics indicate that the base number is less than 100.

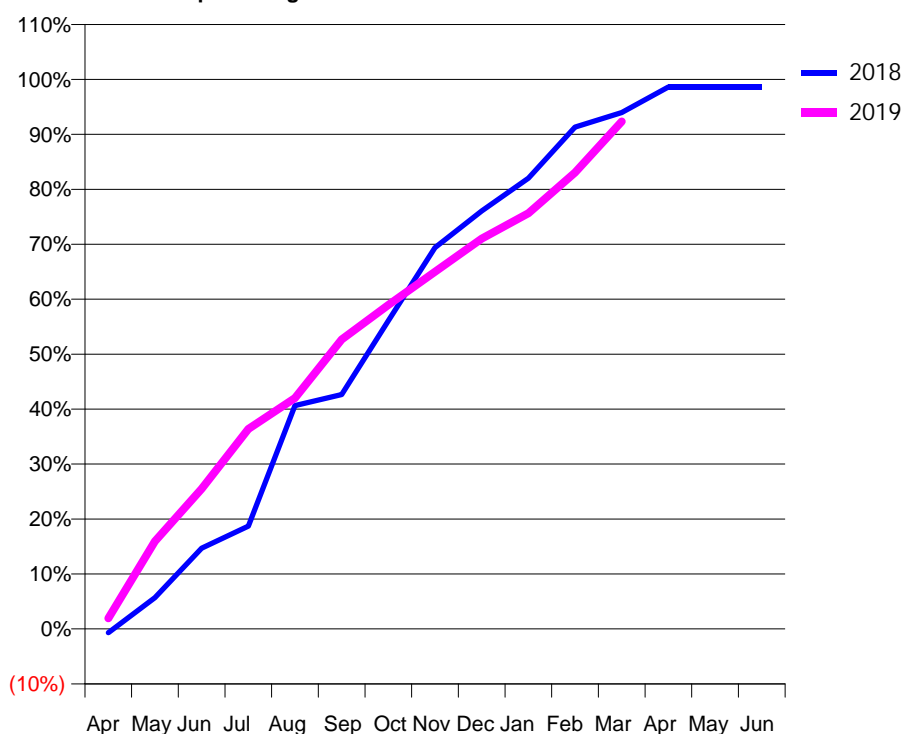
### Q59 - Vital Signs Orthodontic At a Glance Contract Report for 101281/0077 - March 2019

Name or company name	OASIS DENTAL CARE LTD	18/19 Contracted general activity (UDA)	33,200
Contract type name	GDS Contract	Carry forward general activity (UDA)	0
Purpose of contract	General and Orthodontic	18/19 Contracted orthodontic activity (UOA)	3,163
Contract start date	01/04/2006	Carry forward orthodontic activity (UOA)	44
Contract end date		Baseline contract value	£968,480.02

ACCESS	Contract	England and Wales
24 month ratio of assessments to patient IDs	1.08	1.08

ACTIVITY	Contract
Contract assess and fit appliances (case starts) as a percentage of Area Team case starts	2.9 %

Cumulative percentage of contracted UOA delivered 2018 & 2019



Month	Adjusted Scheduled Activity (UOA)		
	2017	2018	2019
April	464	-23	61
May	618	180	505
June	787	465	806
July	1,018	592	1,151
August	1,102	1,285	1,329
September	1,460	1,349	1,666
October	1,775	1,775	1,865
November	2,090	2,195	2,056
December	2,258	2,405	2,246
January	2,524	2,594	2,393
February	2,825	2,888	2,626
March	3,007	2,972	2,920
April	3,123	3,119	
May	3,123	3,119	
June	3,123	3,119	

#### QUANTITY METRICS (rolling 12 month period)

	Contract Quantity	Contract Base Number	Contract *	Area Team	Region	England
% of all assessments that were assess and fit appliances (case starts)	147	229	64.2%	59.8%	57.1%	59.2%
% of all assessments that were assess and refuse	9	229	3.9%	8.7%	11.5%	12.0%
% of all assessments that were assess and review	73	229	31.9%	31.5%	31.4%	28.8%
% of case starts with a reported IOTN of 3 and Aesthetic Component of 5 or below	0	147	N/A	0.5%	0.1%	0.1%
% of case starts with a reported IOTN of 3 and Aesthetic Component of 6 or above	0	147	N/A	3.8%	3.9%	3.9%
% of case starts with a reported IOTN of 4	104	147	70.7%	69.2%	75.9%	77.6%
% of case starts with a reported IOTN of 5	7	147	4.8%	24.5%	17.9%	16.7 %
% of concluded courses in receipt of dual-arch fixed appliances	150	169	88.8%	65.1%	69.5%	72.9%
% of concluded courses where treatment was abandoned or discontinued	17	169	10.1%	9.4%	9.7%	8.7%
% of patients satisfied with the treatment they have received	2	2	100.0%	91.3%	95.2%	95.7%

\* Figures in italics indicate that the base number is less than 100.

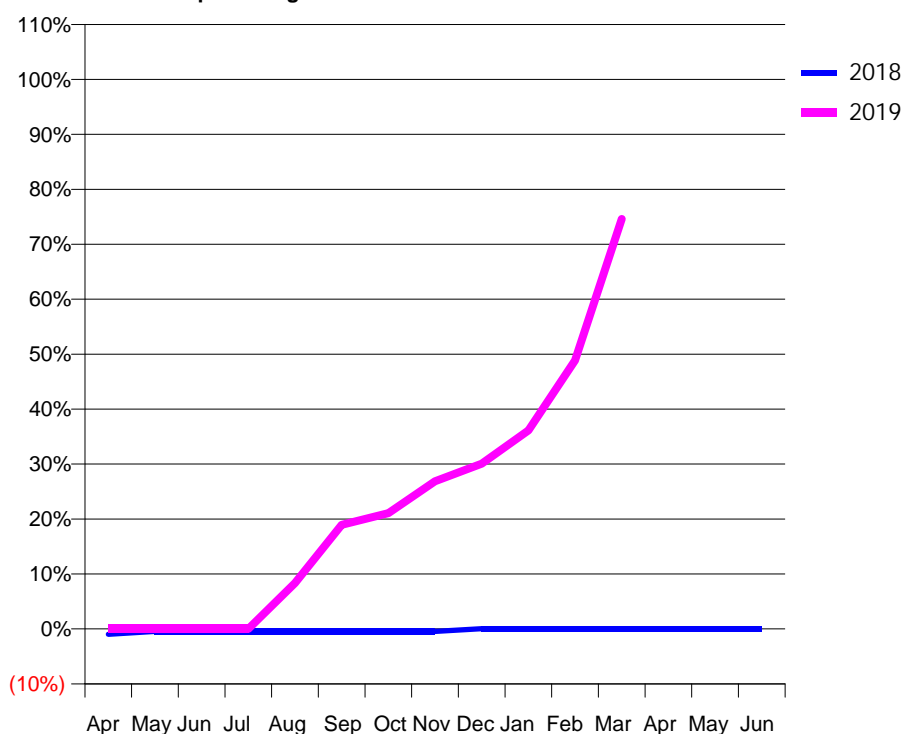
### Q59 - Vital Signs Orthodontic At a Glance Contract Report for 101370/0033 - March 2019

Name or company name	Petrie Tucker & Partners Ltd	18/19 Contracted general activity (UDA)	2,500
Contract type name	GDS Contract	Carry forward general activity (UDA)	0
Purpose of contract	General and Orthodontic	18/19 Contracted orthodontic activity (UOA)	4,510
Contract start date	01/04/2006	Carry forward orthodontic activity (UOA)	0
Contract end date		Baseline contract value	£369,672.09

ACCESS	Contract	England and Wales
24 month ratio of assessments to patient IDs	1.10	1.08

ACTIVITY	Contract
Contract assess and fit appliances (case starts) as a percentage of Area Team case starts	2.8 %

Cumulative percentage of contracted UOA delivered 2018 & 2019



Month	Adjusted Scheduled Activity (UOA)		
	2017	2018	2019
April	1	-41	0
May	1	-20	0
June	1	-20	0
July	1	-20	0
August	1	-20	376
September	749	-20	854
October	976	-20	951
November	1,563	-20	1,212
December	1,841	2	1,357
January	2,311	2	1,629
February	3,056	2	2,204
March	4,023	2	3,364
April	4,427	2	
May	4,469	2	
June	4,469	2	

#### QUANTITY METRICS (rolling 12 month period)

	Contract Quantity	Contract Base Number	Contract *	Area Team	Region	England
% of all assessments that were assess and fit appliances (case starts)	141	544	25.9%	59.8%	57.1%	59.2%
% of all assessments that were assess and refuse	26	544	4.8%	8.7%	11.5%	12.0%
% of all assessments that were assess and review	377	544	69.3%	31.5%	31.4%	28.8%
% of case starts with a reported IOTN of 3 and Aesthetic Component of 5 or below	13	141	9.2%	0.5%	0.1%	0.1%
% of case starts with a reported IOTN of 3 and Aesthetic Component of 6 or above	37	141	26.2%	3.8%	3.9%	3.9%
% of case starts with a reported IOTN of 4	58	141	41.1%	69.2%	75.9%	77.6%
% of case starts with a reported IOTN of 5	7	141	5.0%	24.5%	17.9%	16.7 %
% of concluded courses in receipt of dual-arch fixed appliances	0	5	<i>N/A</i>	65.1%	69.5%	72.9%
% of concluded courses where treatment was abandoned or discontinued	5	5	100.0%	9.4%	9.7%	8.7%
% of patients satisfied with the treatment they have received	1	1	100.0%	91.3%	95.2%	95.7%

\* Figures in italics indicate that the base number is less than 100.

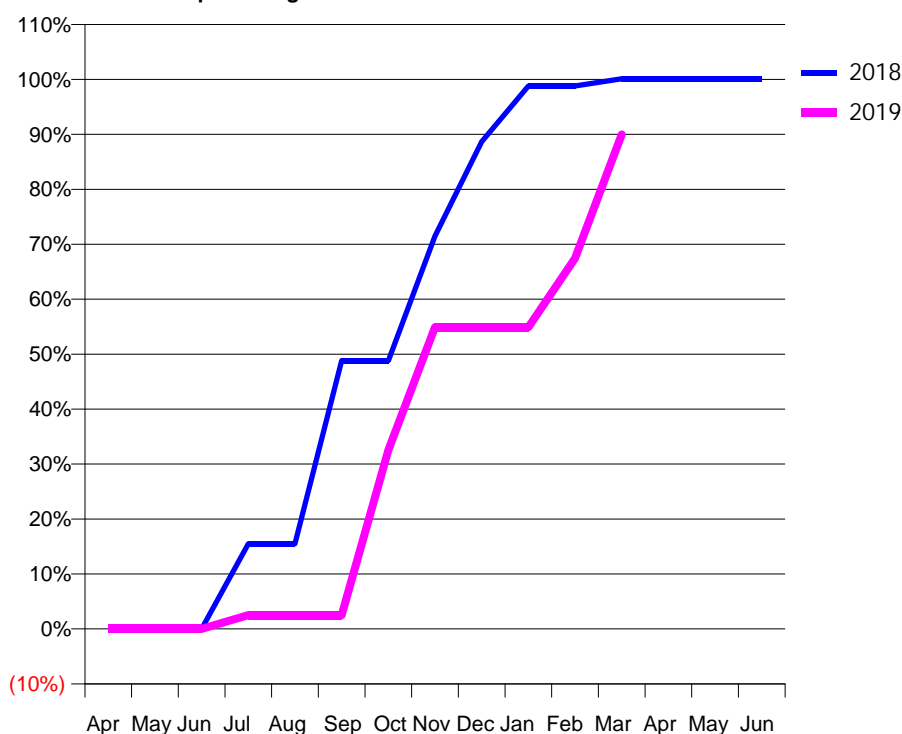
### Q59 - Vital Signs Orthodontic At a Glance Contract Report for 104213/0001 - March 2019

Name or company name	Clearly Orthodontics Limited	18/19 Contracted general activity (UDA)	0
Contract type name	PDS Contract	Carry forward general activity (UDA)	0
Purpose of contract	Orthodontic	18/19 Contracted orthodontic activity (UOA)	838
Contract start date	01/07/2015	Carry forward orthodontic activity (UOA)	0
Contract end date	26/06/2020	Baseline contract value	£51,033.07

ACCESS	Contract	England and Wales
24 month ratio of assessments to patient IDs	1.09	1.08

ACTIVITY	Contract
Contract assess and fit appliances (case starts) as a percentage of Area Team case starts	0.7 %

Cumulative percentage of contracted UOA delivered 2018 & 2019



Month	Adjusted Scheduled Activity (UOA)		
	2017	2018	2019
April	-1	0	0
May	4	0	0
June	4	0	0
July	68	130	21
August	156	130	21
September	436	409	21
October	436	409	273
November	436	599	460
December	457	743	460
January	562	828	460
February	688	828	565
March	847	839	754
April	848	839	
May	848	839	
June	848	839	

#### QUANTITY METRICS (rolling 12 month period)

	Contract Quantity	Contract Base Number	Contract *	Area Team	Region	England
% of all assessments that were assess and fit appliances (case starts)	35	54	64.8%	59.8%	57.1%	59.2%
% of all assessments that were assess and refuse	3	54	5.6%	8.7%	11.5%	12.0%
% of all assessments that were assess and review	16	54	29.6%	31.5%	31.4%	28.8%
% of case starts with a reported IOTN of 3 and Aesthetic Component of 5 or below	0	35	N/A	0.5%	0.1%	0.1%
% of case starts with a reported IOTN of 3 and Aesthetic Component of 6 or above	1	35	2.9%	3.8%	3.9%	3.9%
% of case starts with a reported IOTN of 4	33	35	94.3%	69.2%	75.9%	77.6%
% of case starts with a reported IOTN of 5	1	35	2.9%	24.5%	17.9%	16.7 %
% of concluded courses in receipt of dual-arch fixed appliances	0	0	N/A	65.1%	69.5%	72.9%
% of concluded courses where treatment was abandoned or discontinued	0	0	N/A	9.4%	9.7%	8.7%
% of patients satisfied with the treatment they have received	0	0	N/A	91.3%	95.2%	95.7%

\* Figures in italics indicate that the base number is less than 100.

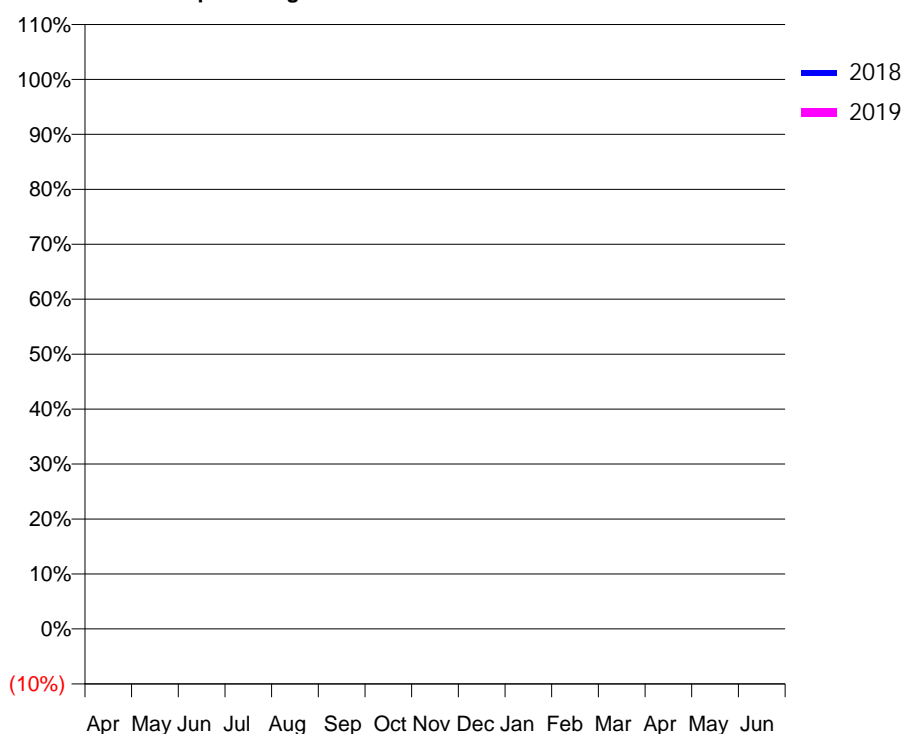
### Q59 - Vital Signs Orthodontic At a Glance Contract Report for 104213/0002 - March 2019

Name or company name	Clearly Orthodontics Limited	18/19 Contracted general activity (UDA)	0
Contract type name	PDS Contract	Carry forward general activity (UDA)	0
Purpose of contract	Orthodontic	18/19 Contracted orthodontic activity (UOA)	0
Contract start date	01/07/2015	Carry forward orthodontic activity (UOA)	0
Contract end date	26/06/2020	Baseline contract value	£303,807.02

ACCESS	Contract	England and Wales
24 month ratio of assessments to patient IDs	1.07	1.08

ACTIVITY	Contract
Contract assess and fit appliances (case starts) as a percentage of Area Team case starts	3.4 %

Cumulative percentage of contracted UOA delivered 2018 & 2019



Month	Adjusted Scheduled Activity (UOA)		
	2017	2018	2019
April	0	21	21
May	256	128	263
June	387	128	462
July	1,047	451	527
August	1,220	451	527
September	1,331	833	572
October	1,510	833	1,109
November	1,916	1,066	1,556
December	2,224	1,299	2,018
January	2,572	1,558	2,018
February	2,783	1,712	2,897
March	3,004	1,977	3,190
April	3,308	2,418	
May	3,316	2,433	
June	3,316	2,434	

#### QUANTITY METRICS (rolling 12 month period)

	Contract Quantity	Contract Base Number	Contract *	Area Team	Region	England
% of all assessments that were assess and fit appliances (case starts)	171	335	51.0%	59.8%	57.1%	59.2%
% of all assessments that were assess and refuse	8	335	2.4%	8.7%	11.5%	12.0%
% of all assessments that were assess and review	156	335	46.6%	31.5%	31.4%	28.8%
% of case starts with a reported IOTN of 3 and Aesthetic Component of 5 or below	0	171	N/A	0.5%	0.1%	0.1%
% of case starts with a reported IOTN of 3 and Aesthetic Component of 6 or above	0	171	N/A	3.8%	3.9%	3.9%
% of case starts with a reported IOTN of 4	22	171	12.9%	69.2%	75.9%	77.6%
% of case starts with a reported IOTN of 5	149	171	87.1%	24.5%	17.9%	16.7 %
% of concluded courses in receipt of dual-arch fixed appliances	0	0	N/A	65.1%	69.5%	72.9%
% of concluded courses where treatment was abandoned or discontinued	0	0	N/A	9.4%	9.7%	8.7%
% of patients satisfied with the treatment they have received	1	1	100.0%	91.3%	95.2%	95.7%

\* Figures in italics indicate that the base number is less than 100.

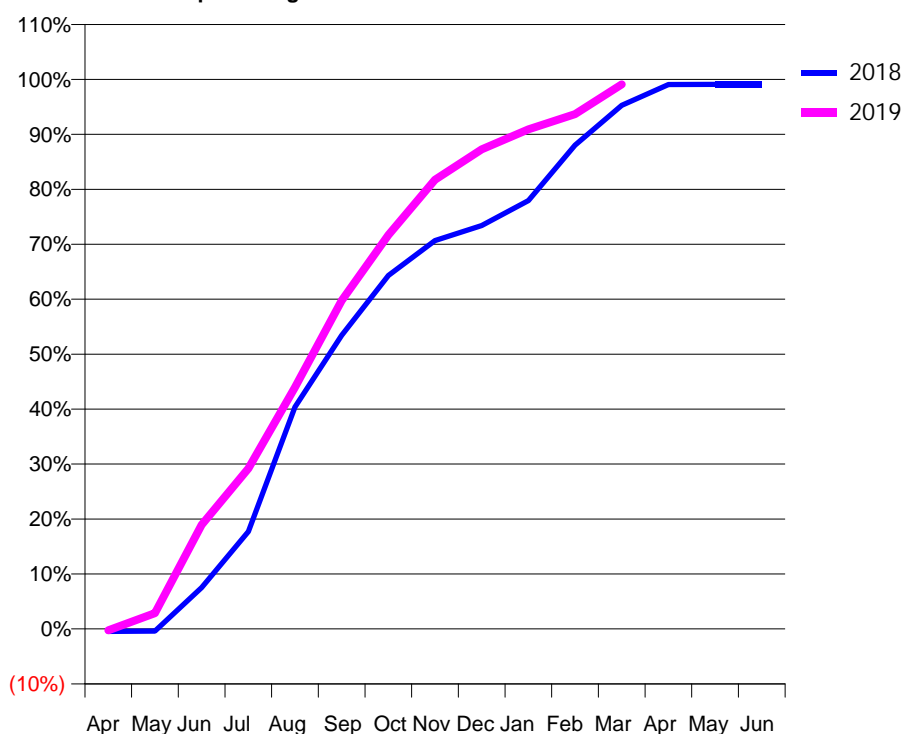
### Q59 - Vital Signs Orthodontic At a Glance Contract Report for 117250/0002 - March 2019

Name or company name	Hallcross Dental Practices Limited	18/19 Contracted general activity (UDA)	0
Contract type name	PDS Contract	Carry forward general activity (UDA)	0
Purpose of contract	General and Orthodontic	18/19 Contracted orthodontic activity (UOA)	2,291
Contract start date	01/04/2008	Carry forward orthodontic activity (UOA)	21
Contract end date	26/06/2020	Baseline contract value	£156,989.14

ACCESS	Contract	England and Wales
24 month ratio of assessments to patient IDs	1.01	1.08

ACTIVITY	Contract
Contract assess and fit appliances (case starts) as a percentage of Area Team case starts	2.1 %

Cumulative percentage of contracted UOA delivered 2018 & 2019



Month	Adjusted Scheduled Activity (UOA)		
	2017	2018	2019
April	-34	-11	-6
May	277	-10	66
June	1,209	174	434
July	1,781	410	669
August	1,871	934	1,007
September	1,969	1,235	1,369
October	1,995	1,487	1,642
November	2,155	1,634	1,873
December	2,155	1,697	1,999
January	2,155	1,802	2,083
February	2,239	2,035	2,146
March	2,260	2,203	2,270
April	2,280	2,290	
May	2,280	2,291	
June	2,280	2,291	

#### QUANTITY METRICS (rolling 12 month period)

	Contract Quantity	Contract Base Number	Contract *	Area Team	Region	England
% of all assessments that were assess and fit appliances (case starts)	108	266	40.6%	59.8%	57.1%	59.2%
% of all assessments that were assess and refuse	22	266	8.3%	8.7%	11.5%	12.0%
% of all assessments that were assess and review	136	266	51.1%	31.5%	31.4%	28.8%
% of case starts with a reported IOTN of 3 and Aesthetic Component of 5 or below	0	108	N/A	0.5%	0.1%	0.1%
% of case starts with a reported IOTN of 3 and Aesthetic Component of 6 or above	3	108	2.8%	3.8%	3.9%	3.9%
% of case starts with a reported IOTN of 4	102	108	94.4%	69.2%	75.9%	77.6%
% of case starts with a reported IOTN of 5	3	108	2.8%	24.5%	17.9%	16.7 %
% of concluded courses in receipt of dual-arch fixed appliances	46	55	83.6%	65.1%	69.5%	72.9%
% of concluded courses where treatment was abandoned or discontinued	4	55	7.3%	9.4%	9.7%	8.7%
% of patients satisfied with the treatment they have received	4	5	80.0%	91.3%	95.2%	95.7%

\* Figures in italics indicate that the base number is less than 100.

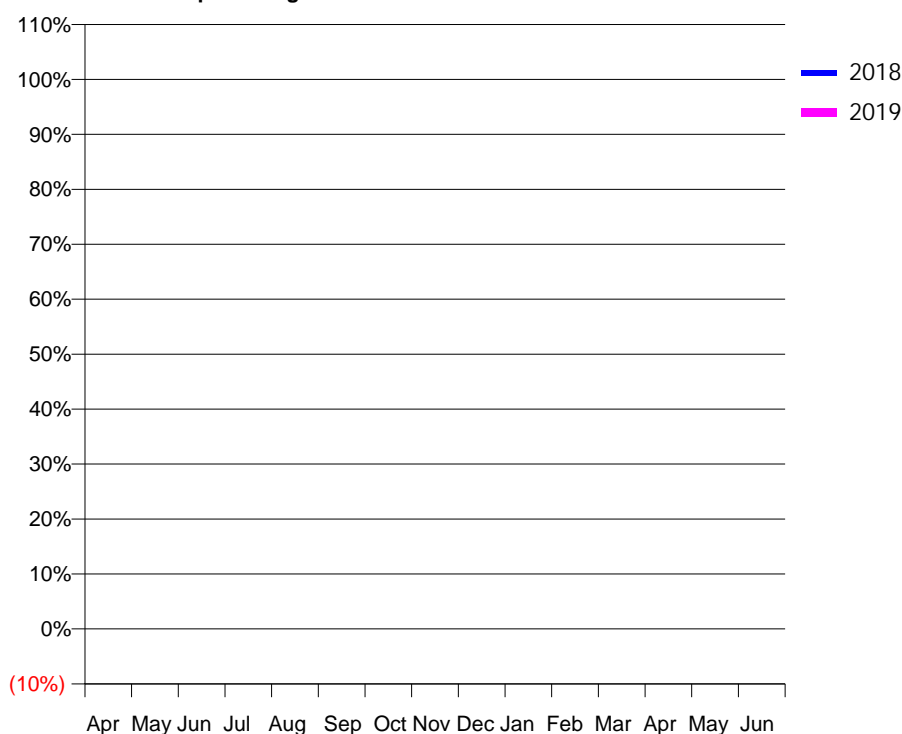
### Q59 - Vital Signs Orthodontic At a Glance Contract Report for 117250/0005 - March 2019

Name or company name	Hallcross Dental Practices Limited	18/19 Contracted general activity (UDA)	0
Contract type name	PDS Contract	Carry forward general activity (UDA)	0
Purpose of contract	General and Orthodontic	18/19 Contracted orthodontic activity (UOA)	0
Contract start date	01/01/2012	Carry forward orthodontic activity (UOA)	0
Contract end date	26/06/2020	Baseline contract value	£219,385.04

ACCESS	Contract	England and Wales
24 month ratio of assessments to patient IDs	1.05	1.08

ACTIVITY	Contract
Contract assess and fit appliances (case starts) as a percentage of Area Team case starts	2.6 %

Cumulative percentage of contracted UOA delivered 2018 & 2019



Month	Adjusted Scheduled Activity (UOA)		
	2017	2018	2019
April	0	0	66
May	211	190	326
June	345	481	414
July	542	502	744
August	735	614	958
September	825	769	1,106
October	997	876	1,392
November	1,173	1,157	1,608
December	1,454	1,308	1,903
January	1,711	1,418	2,118
February	1,905	1,652	2,317
March	2,272	1,895	2,705
April	2,421	2,042	
May	2,421	2,042	
June	2,421	2,042	

### QUANTITY METRICS (rolling 12 month period)

	Contract Quantity	Contract Base Number	Contract *	Area Team	Region	England
% of all assessments that were assess and fit appliances (case starts)	133	228	58.3%	59.8%	57.1%	59.2%
% of all assessments that were assess and refuse	12	228	5.3%	8.7%	11.5%	12.0%
% of all assessments that were assess and review	83	228	36.4%	31.5%	31.4%	28.8%
% of case starts with a reported IOTN of 3 and Aesthetic Component of 5 or below	0	133	N/A	0.5%	0.1%	0.1%
% of case starts with a reported IOTN of 3 and Aesthetic Component of 6 or above	0	133	N/A	3.8%	3.9%	3.9%
% of case starts with a reported IOTN of 4	2	133	1.5%	69.2%	75.9%	77.6%
% of case starts with a reported IOTN of 5	131	133	98.5%	24.5%	17.9%	16.7 %
% of concluded courses in receipt of dual-arch fixed appliances	58	81	71.6%	65.1%	69.5%	72.9%
% of concluded courses where treatment was abandoned or discontinued	7	81	8.6%	9.4%	9.7%	8.7%
% of patients satisfied with the treatment they have received	3	3	100.0%	91.3%	95.2%	95.7%

\* Figures in italics indicate that the base number is less than 100.



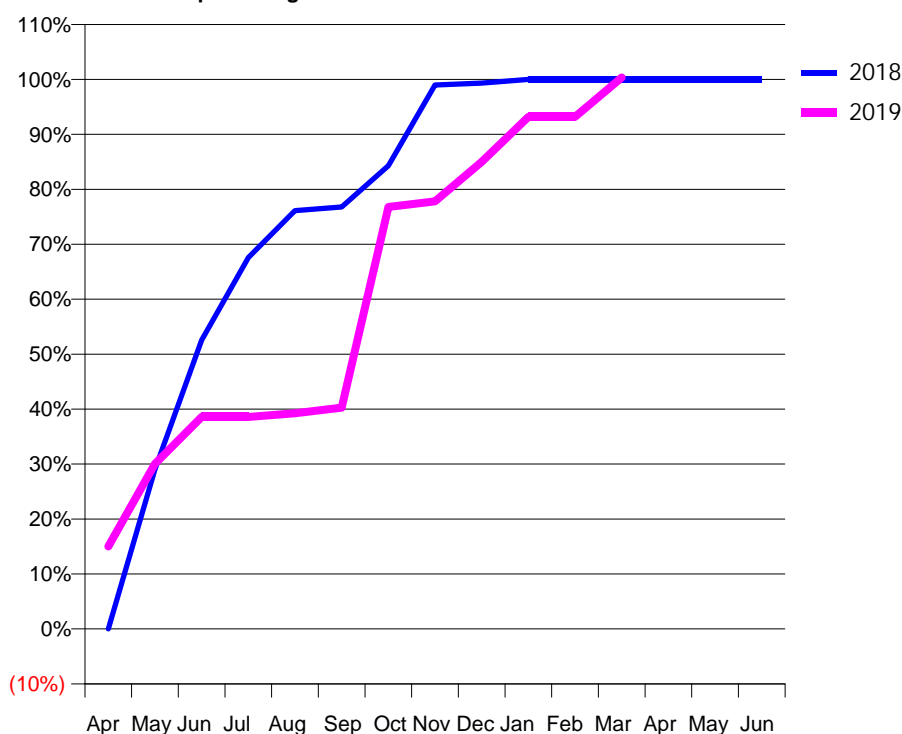
### Q59 - Vital Signs Orthodontic At a Glance Contract Report for 117412/0002 - March 2019

Name or company name	HS Virdee Ltd	18/19 Contracted general activity (UDA)	10,377
Contract type name	GDS Contract	Carry forward general activity (UDA)	-183
Purpose of contract	General and Orthodontic	18/19 Contracted orthodontic activity (UOA)	293
Contract start date	01/11/2007	Carry forward orthodontic activity (UOA)	0
Contract end date		Baseline contract value	£296,875.30

ACCESS	Contract	England and Wales
24 month ratio of assessments to patient IDs	1.05	1.08

ACTIVITY	Contract
Contract assess and fit appliances (case starts) as a percentage of Area Team case starts	0.3 %

Cumulative percentage of contracted UOA delivered 2018 & 2019



Month	Adjusted Scheduled Activity (UOA)		
	2017	2018	2019
April	1	0	44
May	1	85	88
June	26	154	113
July	133	198	113
August	137	223	115
September	161	225	118
October	203	247	225
November	224	290	228
December	271	291	249
January	292	293	273
February	293	293	273
March	293	293	294
April	293	293	
May	293	293	
June	293	293	

#### QUANTITY METRICS (rolling 12 month period)

	Contract Quantity	Contract Base Number	Contract *	Area Team	Region	England
% of all assessments that were assess and fit appliances (case starts)	13	34	38.2%	59.8%	57.1%	59.2%
% of all assessments that were assess and refuse	6	34	17.6%	8.7%	11.5%	12.0%
% of all assessments that were assess and review	15	34	44.1%	31.5%	31.4%	28.8%
% of case starts with a reported IOTN of 3 and Aesthetic Component of 5 or below	0	13	N/A	0.5%	0.1%	0.1%
% of case starts with a reported IOTN of 3 and Aesthetic Component of 6 or above	0	13	N/A	3.8%	3.9%	3.9%
% of case starts with a reported IOTN of 4	13	13	100.0%	69.2%	75.9%	77.6%
% of case starts with a reported IOTN of 5	0	13	N/A	24.5%	17.9%	16.7 %
% of concluded courses in receipt of dual-arch fixed appliances	11	12	91.7%	65.1%	69.5%	72.9%
% of concluded courses where treatment was abandoned or discontinued	0	12	0.0%	9.4%	9.7%	8.7%
% of patients satisfied with the treatment they have received	1	1	100.0%	91.3%	95.2%	95.7%

\* Figures in italics indicate that the base number is less than 100.

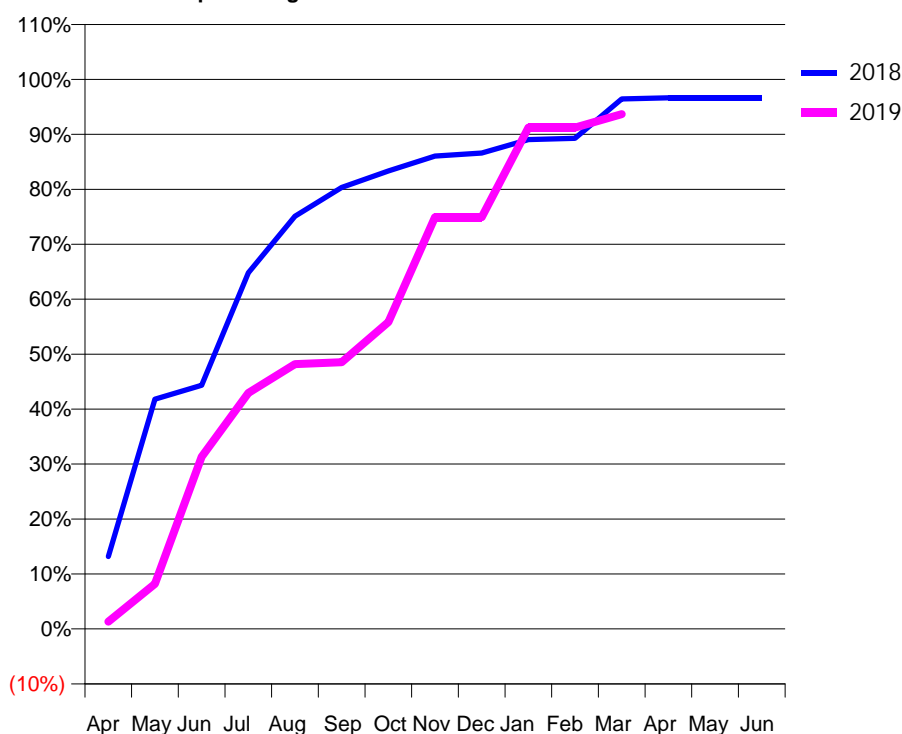
### Q59 - Vital Signs Orthodontic At a Glance Contract Report for 118680/0003 - March 2019

Name or company name	Mr P Sitlu & Mr I Bhyat	18/19 Contracted general activity (UDA)	30,774
Contract type name	GDS Contract	Carry forward general activity (UDA)	0
Purpose of contract	General and Orthodontic	18/19 Contracted orthodontic activity (UOA)	913
Contract start date	09/12/2008	Carry forward orthodontic activity (UOA)	30
Contract end date		Baseline contract value	£697,639.80

ACCESS	Contract	England and Wales
24 month ratio of assessments to patient IDs	1.01	1.08

ACTIVITY	Contract
Contract assess and fit appliances (case starts) as a percentage of Area Team case starts	0.8 %

Cumulative percentage of contracted UOA delivered 2018 & 2019



Month	Adjusted Scheduled Activity (UOA)		
	2017	2018	2019
April	29	118	12
May	102	374	75
June	297	397	286
July	413	580	392
August	488	672	440
September	541	719	443
October	704	746	510
November	802	770	684
December	845	775	684
January	857	797	833
February	870	799	833
March	876	863	855
April	879	865	
May	879	865	
June	879	865	

#### QUANTITY METRICS (rolling 12 month period)

	Contract Quantity	Contract Base Number	Contract *	Area Team	Region	England
% of all assessments that were assess and fit appliances (case starts)	41	69	59.4%	59.8%	57.1%	59.2%
% of all assessments that were assess and refuse	6	69	8.7%	8.7%	11.5%	12.0%
% of all assessments that were assess and review	22	69	31.9%	31.5%	31.4%	28.8%
% of case starts with a reported IOTN of 3 and Aesthetic Component of 5 or below	0	41	<i>N/A</i>	0.5%	0.1%	0.1%
% of case starts with a reported IOTN of 3 and Aesthetic Component of 6 or above	0	41	<i>N/A</i>	3.8%	3.9%	3.9%
% of case starts with a reported IOTN of 4	40	41	97.6%	69.2%	75.9%	77.6%
% of case starts with a reported IOTN of 5	1	41	2.4%	24.5%	17.9%	16.7 %
% of concluded courses in receipt of dual-arch fixed appliances	1	47	2.1%	65.1%	69.5%	72.9%
% of concluded courses where treatment was abandoned or discontinued	3	47	6.4%	9.4%	9.7%	8.7%
% of patients satisfied with the treatment they have received	0	1	0.0%	91.3%	95.2%	95.7%

\* Figures in italics indicate that the base number is less than 100.

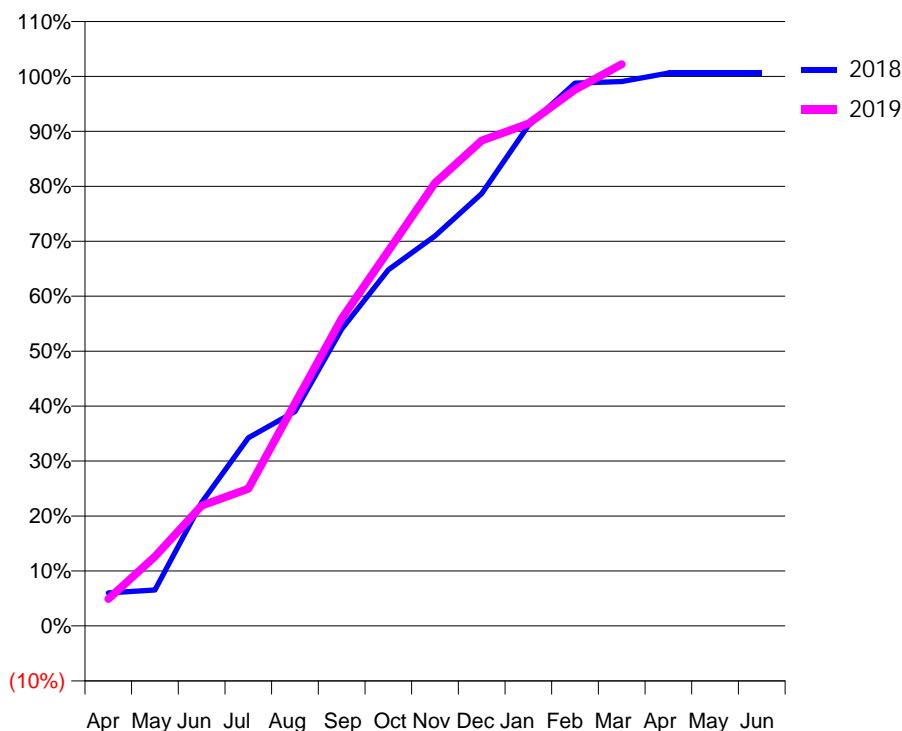
### Q59 - Vital Signs Orthodontic At a Glance Contract Report for 121789/0001 - March 2019

Name or company name	Mr M Hamburger and Mrs R Sadler	18/19 Contracted general activity (UDA)	4,345
Contract type name	GDS Contract	Carry forward general activity (UDA)	-87
Purpose of contract	General and Orthodontic	18/19 Contracted orthodontic activity (UOA)	1,361
Contract start date	01/04/2012	Carry forward orthodontic activity (UOA)	0
Contract end date		Baseline contract value	£213,979.44

ACCESS	Contract	England and Wales
24 month ratio of assessments to patient IDs	1.00	1.08

ACTIVITY	Contract
Contract assess and fit appliances (case starts) as a percentage of Area Team case starts	1.3 %

Cumulative percentage of contracted UOA delivered 2018 & 2019



Month	Adjusted Scheduled Activity (UOA)		
	2017	2018	2019
April	0	82	67
May	0	89	172
June	85	306	298
July	106	466	340
August	253	531	551
September	317	735	761
October	380	882	929
November	444	966	1,097
December	885	1,071	1,202
January	1,011	1,239	1,244
February	1,191	1,344	1,328
March	1,338	1,348	1,391
April	1,359	1,369	
May	1,359	1,369	
June	1,359	1,369	

#### QUANTITY METRICS (rolling 12 month period)

	Contract Quantity	Contract Base Number	Contract *	Area Team	Region	England
% of all assessments that were assess and fit appliances (case starts)	67	72	93.1%	59.8%	57.1%	59.2%
% of all assessments that were assess and refuse	4	72	5.6%	8.7%	11.5%	12.0%
% of all assessments that were assess and review	1	72	1.4%	31.5%	31.4%	28.8%
% of case starts with a reported IOTN of 3 and Aesthetic Component of 5 or below	0	67	<i>N/A</i>	0.5%	0.1%	0.1%
% of case starts with a reported IOTN of 3 and Aesthetic Component of 6 or above	12	67	17.9%	3.8%	3.9%	3.9%
% of case starts with a reported IOTN of 4	39	67	58.2%	69.2%	75.9%	77.6%
% of case starts with a reported IOTN of 5	16	67	23.9%	24.5%	17.9%	16.7 %
% of concluded courses in receipt of dual-arch fixed appliances	22	28	78.6%	65.1%	69.5%	72.9%
% of concluded courses where treatment was abandoned or discontinued	3	28	10.7%	9.4%	9.7%	8.7%
% of patients satisfied with the treatment they have received	2	2	100.0%	91.3%	95.2%	95.7%

\* Figures in italics indicate that the base number is less than 100.

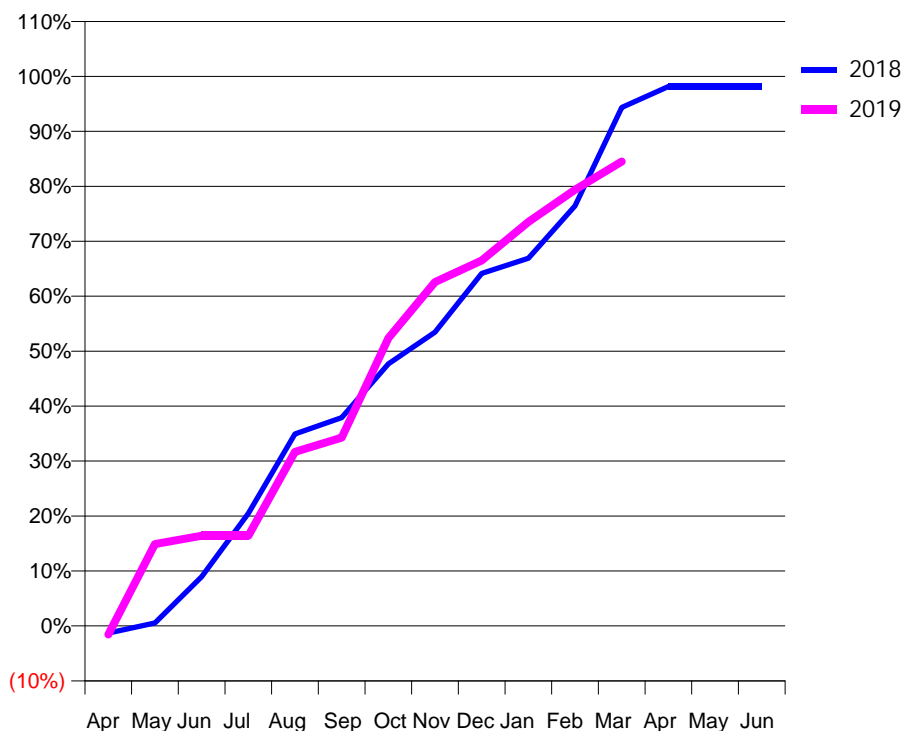
### Q59 - Vital Signs Orthodontic At a Glance Contract Report for 123218/0001 - March 2019

Name or company name	Dayadent Limited	18/19 Contracted general activity (UDA)	4,952
Contract type name	GDS Contract	Carry forward general activity (UDA)	-69
Purpose of contract	General and Orthodontic	18/19 Contracted orthodontic activity (UOA)	1,657
Contract start date	01/04/2008	Carry forward orthodontic activity (UOA)	26
Contract end date		Baseline contract value	£297,789.28

ACCESS	Contract	England and Wales
24 month ratio of assessments to patient IDs	1.14	1.08

ACTIVITY	Contract
Contract assess and fit appliances (case starts) as a percentage of Area Team case starts	1.3 %

Cumulative percentage of contracted UOA delivered 2018 & 2019



Month	Adjusted Scheduled Activity (UOA)		
	2017	2018	2019
April	-14	-22	-26
May	-14	9	247
June	-14	149	272
July	160	341	272
August	289	581	525
September	495	630	568
October	495	793	868
November	736	889	1,037
December	1,039	1,067	1,102
January	1,118	1,113	1,218
February	1,150	1,271	1,315
March	1,354	1,569	1,400
April	1,629	1,632	
May	1,629	1,632	
June	1,629	1,632	

#### QUANTITY METRICS (rolling 12 month period)

	Contract Quantity	Contract Base Number	Contract *	Area Team	Region	England
% of all assessments that were assess and fit appliances (case starts)	68	129	52.7%	59.8%	57.1%	59.2%
% of all assessments that were assess and refuse	14	129	10.9%	8.7%	11.5%	12.0%
% of all assessments that were assess and review	47	129	36.4%	31.5%	31.4%	28.8%
% of case starts with a reported IOTN of 3 and Aesthetic Component of 5 or below	0	68	<i>N/A</i>	0.5%	0.1%	0.1%
% of case starts with a reported IOTN of 3 and Aesthetic Component of 6 or above	0	68	<i>N/A</i>	3.8%	3.9%	3.9%
% of case starts with a reported IOTN of 4	65	68	95.6%	69.2%	75.9%	77.6%
% of case starts with a reported IOTN of 5	3	68	4.4%	24.5%	17.9%	16.7 %
% of concluded courses in receipt of dual-arch fixed appliances	8	14	57.1%	65.1%	69.5%	72.9%
% of concluded courses where treatment was abandoned or discontinued	1	14	7.1%	9.4%	9.7%	8.7%
% of patients satisfied with the treatment they have received	6	7	85.7%	91.3%	95.2%	95.7%

\* Figures in italics indicate that the base number is less than 100.

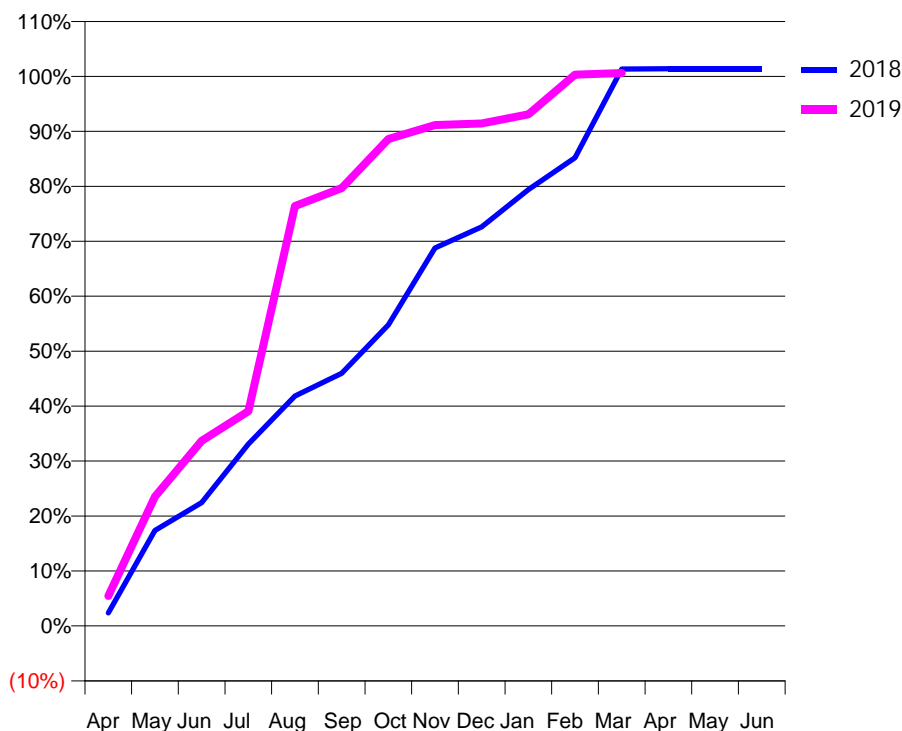
### Q59 - Vital Signs Orthodontic At a Glance Contract Report for 126071/0001 - March 2019

Name or company name	Wilson, Edwards & Sanghi	18/19 Contracted general activity (UDA)	37,524
Contract type name	GDS Contract	Carry forward general activity (UDA)	0
Purpose of contract	General and Orthodontic	18/19 Contracted orthodontic activity (UOA)	1,318
Contract start date	01/04/2006	Carry forward orthodontic activity (UOA)	0
Contract end date		Baseline contract value	£992,481.68

ACCESS	Contract	England and Wales
24 month ratio of assessments to patient IDs	1.30	1.08

ACTIVITY	Contract
Contract assess and fit appliances (case starts) as a percentage of Area Team case starts	1.2 %

Cumulative percentage of contracted UOA delivered 2018 & 2019



Month	Adjusted Scheduled Activity (UOA)		
	2017	2018	2019
April	-3	32	72
May	208	235	310
June	259	303	444
July	506	447	515
August	771	565	1,007
September	950	621	1,050
October	985	740	1,168
November	1,058	929	1,201
December	1,090	981	1,205
January	1,139	1,073	1,227
February	1,151	1,151	1,322
March	1,335	1,369	1,326
April	1,336	1,370	
May	1,337	1,370	
June	1,337	1,370	

#### QUANTITY METRICS (rolling 12 month period)

	Contract Quantity	Contract Base Number	Contract *	Area Team	Region	England
% of all assessments that were assess and fit appliances (case starts)	59	147	40.1%	59.8%	57.1%	59.2%
% of all assessments that were assess and refuse	10	147	6.8%	8.7%	11.5%	12.0%
% of all assessments that were assess and review	78	147	53.1%	31.5%	31.4%	28.8%
% of case starts with a reported IOTN of 3 and Aesthetic Component of 5 or below	0	59	<i>N/A</i>	0.5%	0.1%	0.1%
% of case starts with a reported IOTN of 3 and Aesthetic Component of 6 or above	0	59	<i>N/A</i>	3.8%	3.9%	3.9%
% of case starts with a reported IOTN of 4	48	59	81.4%	69.2%	75.9%	77.6%
% of case starts with a reported IOTN of 5	11	59	18.6%	24.5%	17.9%	16.7 %
% of concluded courses in receipt of dual-arch fixed appliances	58	69	84.1%	65.1%	69.5%	72.9%
% of concluded courses where treatment was abandoned or discontinued	9	69	13.0%	9.4%	9.7%	8.7%
% of patients satisfied with the treatment they have received	4	4	100.0%	91.3%	95.2%	95.7%

\* Figures in italics indicate that the base number is less than 100.

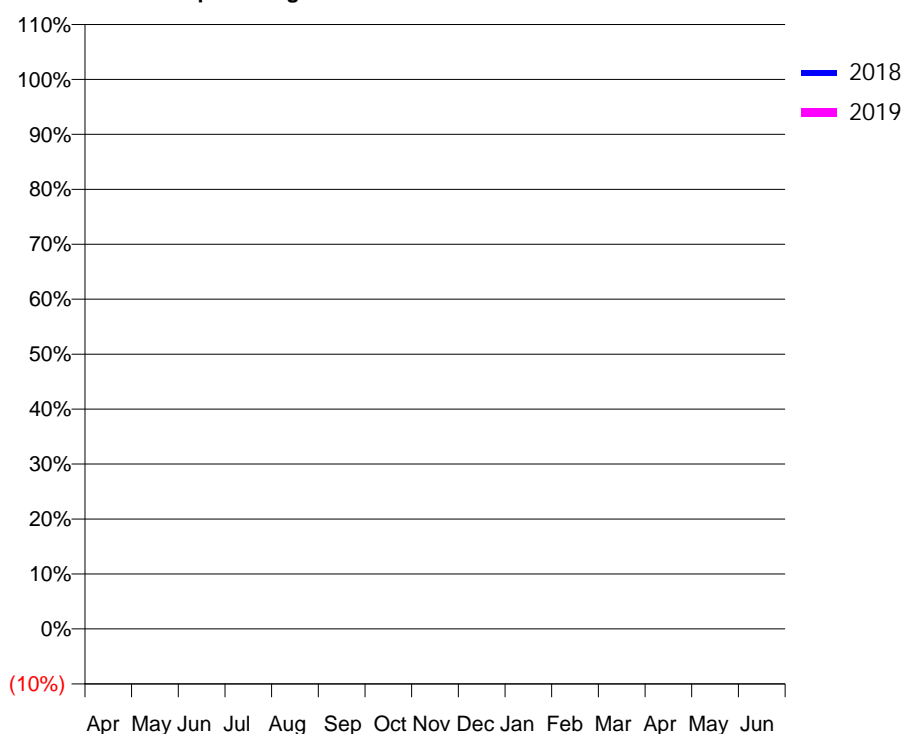
### Q59 - Vital Signs Orthodontic At a Glance Contract Report for 127078/0004 - March 2019

Name or company name	The Whitehouse Surgery Ltd	18/19 Contracted general activity (UDA)	0
Contract type name	PDS Contract	Carry forward general activity (UDA)	0
Purpose of contract	Orthodontic	18/19 Contracted orthodontic activity (UOA)	0
Contract start date	01/01/2012	Carry forward orthodontic activity (UOA)	0
Contract end date	26/06/2020	Baseline contract value	£253,519.02

ACCESS	Contract	England and Wales
24 month ratio of assessments to patient IDs	1.02	1.08

ACTIVITY	Contract
Contract assess and fit appliances (case starts) as a percentage of Area Team case starts	2.7 %

Cumulative percentage of contracted UOA delivered 2018 & 2019



Month	Adjusted Scheduled Activity (UOA)		
	2017	2018	2019
April	0	0	0
May	195	53	149
June	437	211	296
July	676	410	714
August	980	674	869
September	1,182	763	1,275
October	1,356	876	1,513
November	1,641	1,196	1,850
December	1,887	1,413	2,013
January	2,034	1,567	2,290
February	2,210	1,779	2,311
March	2,341	1,993	2,772
April	2,704	2,232	
May	2,704	2,253	
June	2,704	2,253	

### QUANTITY METRICS (rolling 12 month period)

	Contract Quantity	Contract Base Number	Contract *	Area Team	Region	England
% of all assessments that were assess and fit appliances (case starts)	138	284	48.6%	59.8%	57.1%	59.2%
% of all assessments that were assess and refuse	76	284	26.8%	8.7%	11.5%	12.0%
% of all assessments that were assess and review	70	284	24.6%	31.5%	31.4%	28.8%
% of case starts with a reported IOTN of 3 and Aesthetic Component of 5 or below	0	138	N/A	0.5%	0.1%	0.1%
% of case starts with a reported IOTN of 3 and Aesthetic Component of 6 or above	0	138	N/A	3.8%	3.9%	3.9%
% of case starts with a reported IOTN of 4	2	138	1.4%	69.2%	75.9%	77.6%
% of case starts with a reported IOTN of 5	115	138	83.3%	24.5%	17.9%	16.7 %
% of concluded courses in receipt of dual-arch fixed appliances	25	57	43.9%	65.1%	69.5%	72.9%
% of concluded courses where treatment was abandoned or discontinued	18	57	31.6%	9.4%	9.7%	8.7%
% of patients satisfied with the treatment they have received	5	5	100.0%	91.3%	95.2%	95.7%

\* Figures in italics indicate that the base number is less than 100.

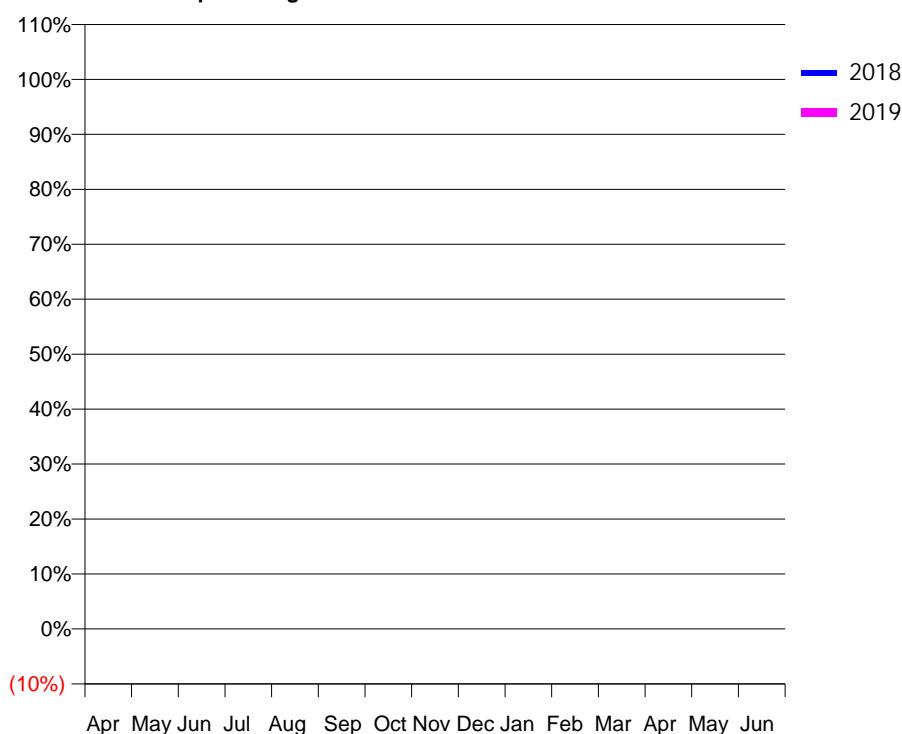
### Q59 - Vital Signs Orthodontic At a Glance Contract Report for 130796/0004 - March 2019

Name or company name	JDRM Dental Care Ltd	18/19 Contracted general activity (UDA)	0
Contract type name	PDS Contract	Carry forward general activity (UDA)	0
Purpose of contract	General and Orthodontic	18/19 Contracted orthodontic activity (UOA)	0
Contract start date	01/01/2012	Carry forward orthodontic activity (UOA)	0
Contract end date	26/06/2020	Baseline contract value	£101,192.04

ACCESS	Contract	England and Wales
24 month ratio of assessments to patient IDs	1.07	1.08

ACTIVITY	Contract
Contract assess and fit appliances (case starts) as a percentage of Area Team case starts	1.1 %

Cumulative percentage of contracted UOA delivered 2018 & 2019



Month	Adjusted Scheduled Activity (UOA)		
	2017	2018	2019
April	0	0	0
May	216	266	143
June	413	375	234
July	564	443	432
August	765	701	564
September	982	886	634
October	1,120	1,086	679
November	1,277	1,263	854
December	1,521	1,542	945
January	1,715	1,802	1,022
February	1,935	1,899	1,069
March	2,094	2,052	1,069
April	2,292	2,052	
May	2,292	2,190	
June	2,292	2,190	

### QUANTITY METRICS (rolling 12 month period)

	Contract Quantity	Contract Base Number	Contract *	Area Team	Region	England
% of all assessments that were assess and fit appliances (case starts)	53	147	36.1%	59.8%	57.1%	59.2%
% of all assessments that were assess and refuse	66	147	44.9%	8.7%	11.5%	12.0%
% of all assessments that were assess and review	28	147	19.0%	31.5%	31.4%	28.8%
% of case starts with a reported IOTN of 3 and Aesthetic Component of 5 or below	0	53	<i>N/A</i>	0.5%	0.1%	0.1%
% of case starts with a reported IOTN of 3 and Aesthetic Component of 6 or above	0	53	<i>N/A</i>	3.8%	3.9%	3.9%
% of case starts with a reported IOTN of 4	12	53	22.6%	69.2%	75.9%	77.6%
% of case starts with a reported IOTN of 5	41	53	77.4%	24.5%	17.9%	16.7 %
% of concluded courses in receipt of dual-arch fixed appliances	83	98	84.7%	65.1%	69.5%	72.9%
% of concluded courses where treatment was abandoned or discontinued	13	98	13.3%	9.4%	9.7%	8.7%
% of patients satisfied with the treatment they have received	0	0	<i>N/A</i>	91.3%	95.2%	95.7%

\* Figures in italics indicate that the base number is less than 100.

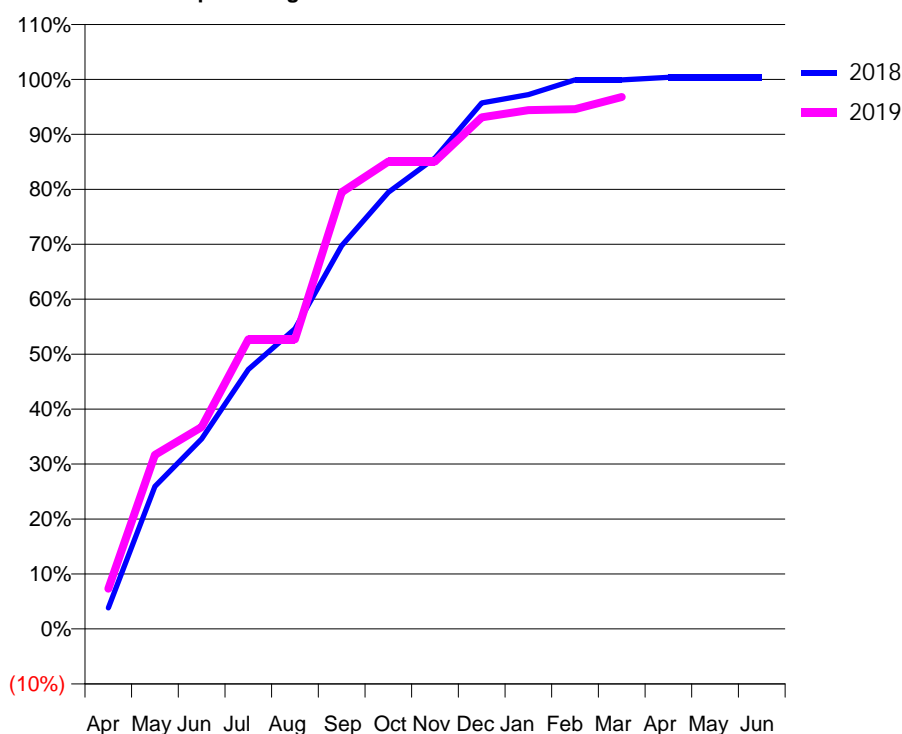
### Q59 - Vital Signs Orthodontic At a Glance Contract Report for 134503/0001 - March 2019

Name or company name	Mr Haren and Mrs Sonal Patel	18/19 Contracted general activity (UDA)	0
Contract type name	PDS Contract	Carry forward general activity (UDA)	0
Purpose of contract	Orthodontic	18/19 Contracted orthodontic activity (UOA)	3,894
Contract start date	01/04/2008	Carry forward orthodontic activity (UOA)	0
Contract end date	01/05/2020	Baseline contract value	£244,968.66

ACCESS	Contract	England and Wales
24 month ratio of assessments to patient IDs	1.10	1.08

ACTIVITY	Contract
Contract assess and fit appliances (case starts) as a percentage of Area Team case starts	3.4 %

Cumulative percentage of contracted UOA delivered 2018 & 2019



Month	Adjusted Scheduled Activity (UOA)		
	2017	2018	2019
April	0	150	286
May	0	1,015	1,234
June	147	1,354	1,431
July	785	1,849	2,052
August	1,090	2,138	2,052
September	1,662	2,730	3,094
October	1,988	3,111	3,312
November	2,515	3,355	3,312
December	2,868	3,747	3,625
January	3,170	3,806	3,676
February	3,669	3,911	3,683
March	3,880	3,911	3,769
April	3,895	3,930	
May	3,895	3,930	
June	3,895	3,930	

### QUANTITY METRICS (rolling 12 month period)

	Contract Quantity	Contract Base Number	Contract *	Area Team	Region	England
% of all assessments that were assess and fit appliances (case starts)	170	382	44.5%	59.8%	57.1%	59.2%
% of all assessments that were assess and refuse	3	382	0.8%	8.7%	11.5%	12.0%
% of all assessments that were assess and review	209	382	54.7%	31.5%	31.4%	28.8%
% of case starts with a reported IOTN of 3 and Aesthetic Component of 5 or below	0	170	N/A	0.5%	0.1%	0.1%
% of case starts with a reported IOTN of 3 and Aesthetic Component of 6 or above	7	170	4.1%	3.8%	3.9%	3.9%
% of case starts with a reported IOTN of 4	123	170	72.4%	69.2%	75.9%	77.6%
% of case starts with a reported IOTN of 5	39	170	22.9%	24.5%	17.9%	16.7 %
% of concluded courses in receipt of dual-arch fixed appliances	170	205	82.9%	65.1%	69.5%	72.9%
% of concluded courses where treatment was abandoned or discontinued	33	205	16.1%	9.4%	9.7%	8.7%
% of patients satisfied with the treatment they have received	3	4	75.0%	91.3%	95.2%	95.7%

\* Figures in italics indicate that the base number is less than 100.



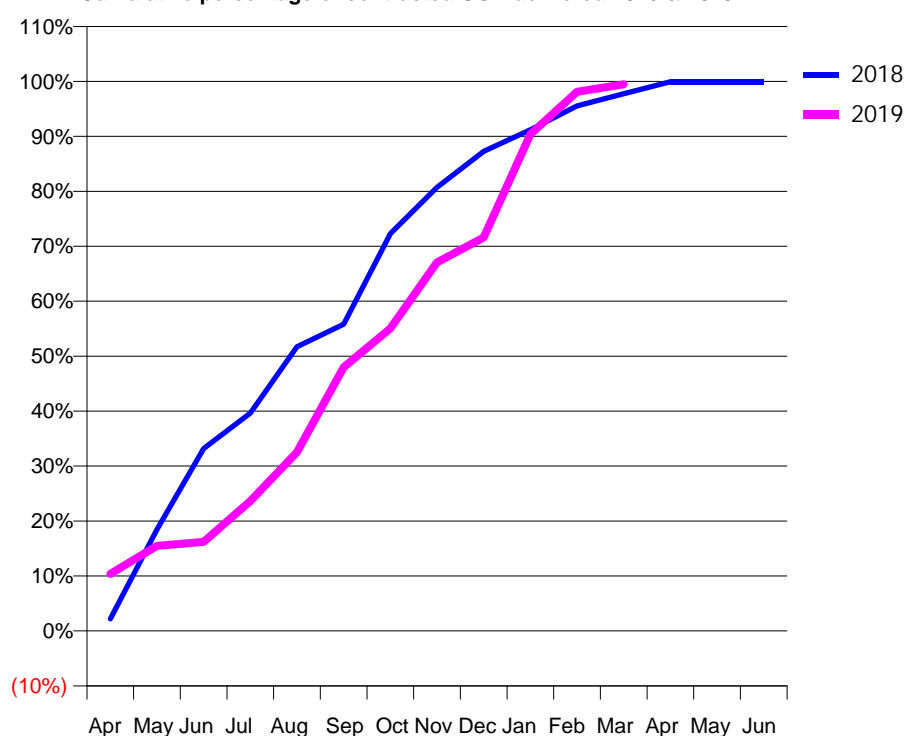
### Q59 - Vital Signs Orthodontic At a Glance Contract Report for 134503/0002 - March 2019

Name or company name	Mr Haren and Mrs Sonal Patel	18/19 Contracted general activity (UDA)	0
Contract type name	PDS Contract	Carry forward general activity (UDA)	0
Purpose of contract	Orthodontic	18/19 Contracted orthodontic activity (UOA)	3,885
Contract start date	01/04/2008	Carry forward orthodontic activity (UOA)	2
Contract end date	01/05/2020	Baseline contract value	£224,215.63

ACCESS	Contract	England and Wales
24 month ratio of assessments to patient IDs	1.08	1.08

ACTIVITY	Contract
Contract assess and fit appliances (case starts) as a percentage of Area Team case starts	3.7 %

Cumulative percentage of contracted UOA delivered 2018 & 2019



Month	Adjusted Scheduled Activity (UOA)		
	2017	2018	2019
April	3	85	403
May	505	717	602
June	676	1,289	629
July	1,309	1,541	918
August	2,036	2,009	1,264
September	2,404	2,169	1,864
October	3,204	2,809	2,139
November	3,292	3,136	2,605
December	3,668	3,391	2,782
January	3,689	3,542	3,511
February	3,689	3,711	3,811
March	3,901	3,798	3,864
April	3,903	3,882	
May	3,903	3,883	
June	3,903	3,883	

#### QUANTITY METRICS (rolling 12 month period)

	Contract Quantity	Contract Base Number	Contract *	Area Team	Region	England
% of all assessments that were assess and fit appliances (case starts)	184	307	59.9%	59.8%	57.1%	59.2%
% of all assessments that were assess and refuse	38	307	12.4%	8.7%	11.5%	12.0%
% of all assessments that were assess and review	85	307	27.7%	31.5%	31.4%	28.8%
% of case starts with a reported IOTN of 3 and Aesthetic Component of 5 or below	0	184	N/A	0.5%	0.1%	0.1%
% of case starts with a reported IOTN of 3 and Aesthetic Component of 6 or above	3	184	1.6%	3.8%	3.9%	3.9%
% of case starts with a reported IOTN of 4	146	184	79.3%	69.2%	75.9%	77.6%
% of case starts with a reported IOTN of 5	34	184	18.5%	24.5%	17.9%	16.7 %
% of concluded courses in receipt of dual-arch fixed appliances	189	257	73.5%	65.1%	69.5%	72.9%
% of concluded courses where treatment was abandoned or discontinued	51	257	19.8%	9.4%	9.7%	8.7%
% of patients satisfied with the treatment they have received	3	4	75.0%	91.3%	95.2%	95.7%

\* Figures in italics indicate that the base number is less than 100.

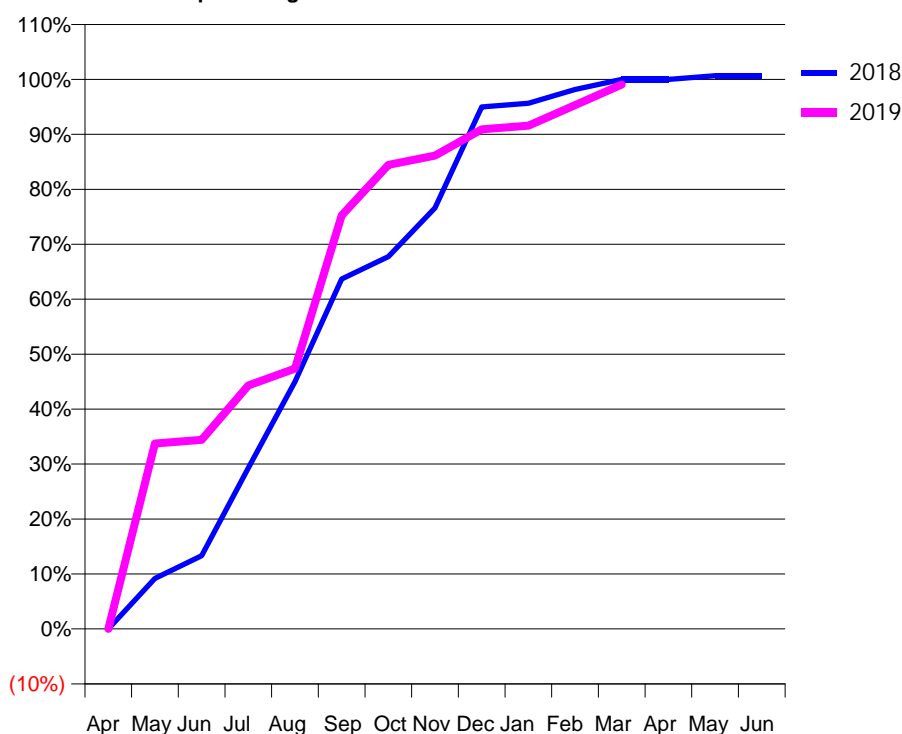
### Q59 - Vital Signs Orthodontic At a Glance Contract Report for 136336/0001 - March 2019

Name or company name	Gosal Orthodontics Limited	18/19 Contracted general activity (UDA)	0
Contract type name	PDS Contract	Carry forward general activity (UDA)	0
Purpose of contract	Orthodontic	18/19 Contracted orthodontic activity (UOA)	6,173
Contract start date	01/02/2015	Carry forward orthodontic activity (UOA)	0
Contract end date	26/06/2020	Baseline contract value	£388,348.97

ACCESS	Contract	England and Wales
24 month ratio of assessments to patient IDs	1.01	1.08

ACTIVITY	Contract
Contract assess and fit appliances (case starts) as a percentage of Area Team case starts	5.7 %

Cumulative percentage of contracted UOA delivered 2018 & 2019



Month	Adjusted Scheduled Activity (UOA)		
	2017	2018	2019
April	72	0	0
May	321	567	2,083
June	575	823	2,125
July	1,251	1,810	2,734
August	1,734	2,776	2,923
September	2,511	3,931	4,645
October	3,267	4,183	5,212
November	4,128	4,729	5,317
December	4,863	5,863	5,611
January	5,325	5,905	5,653
February	5,892	6,058	5,884
March	6,165	6,173	6,116
April	6,176	6,173	
May	6,176	6,215	
June	6,176	6,215	

#### QUANTITY METRICS (rolling 12 month period)

	Contract Quantity	Contract Base Number	Contract *	Area Team	Region	England
% of all assessments that were assess and fit appliances (case starts)	289	374	77.3%	59.8%	57.1%	59.2%
% of all assessments that were assess and refuse	32	374	8.6%	8.7%	11.5%	12.0%
% of all assessments that were assess and review	53	374	14.2%	31.5%	31.4%	28.8%
% of case starts with a reported IOTN of 3 and Aesthetic Component of 5 or below	0	289	N/A	0.5%	0.1%	0.1%
% of case starts with a reported IOTN of 3 and Aesthetic Component of 6 or above	13	289	4.5%	3.8%	3.9%	3.9%
% of case starts with a reported IOTN of 4	212	289	73.4%	69.2%	75.9%	77.6%
% of case starts with a reported IOTN of 5	64	289	22.1%	24.5%	17.9%	16.7 %
% of concluded courses in receipt of dual-arch fixed appliances	325	348	93.4%	65.1%	69.5%	72.9%
% of concluded courses where treatment was abandoned or discontinued	14	348	4.0%	9.4%	9.7%	8.7%
% of patients satisfied with the treatment they have received	6	6	100.0%	91.3%	95.2%	95.7%

\* Figures in italics indicate that the base number is less than 100.

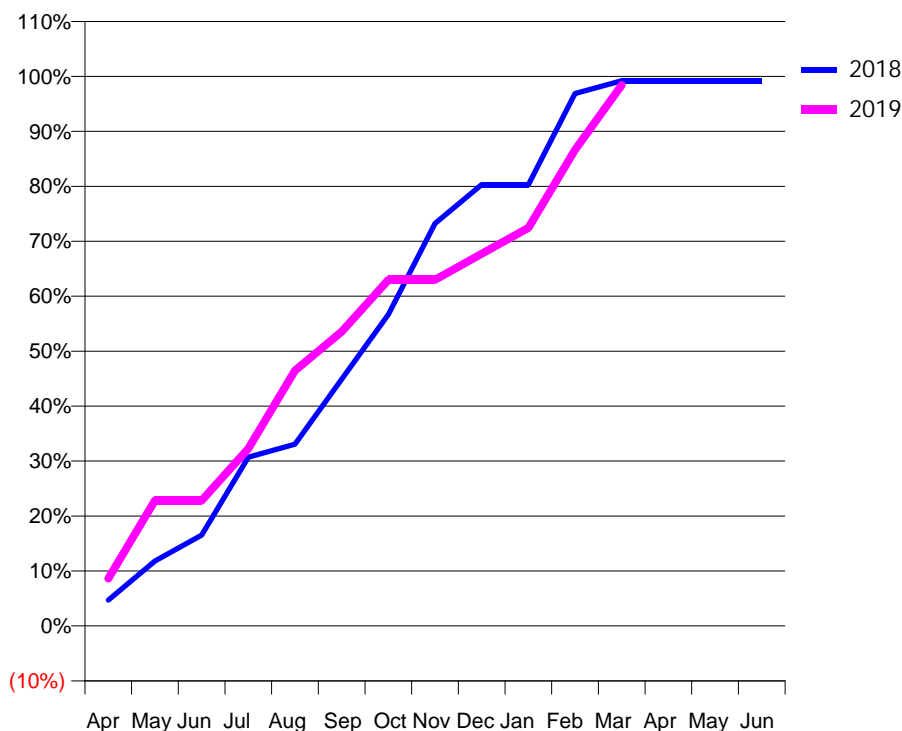
### Q59 - Vital Signs Orthodontic At a Glance Contract Report for 137766/0001 - March 2019

Name or company name	Mr B Patel & Mr R Jansari	18/19 Contracted general activity (UDA)	41,661
Contract type name	GDS Contract	Carry forward general activity (UDA)	-26
Purpose of contract	General and Orthodontic	18/19 Contracted orthodontic activity (UOA)	889
Contract start date	01/04/2010	Carry forward orthodontic activity (UOA)	7
Contract end date		Baseline contract value	£1,319,394.08

ACCESS	Contract	England and Wales
24 month ratio of assessments to patient IDs	1.00	1.08

ACTIVITY	Contract
Contract assess and fit appliances (case starts) as a percentage of Area Team case starts	0.9 %

Cumulative percentage of contracted UOA delivered 2018 & 2019



Month	Adjusted Scheduled Activity (UOA)		
	2017	2018	2019
April	-22	42	77
May	2	105	203
June	22	147	203
July	89	273	287
August	89	294	413
September	131	399	476
October	178	504	560
November	535	651	560
December	598	714	602
January	640	714	644
February	767	861	770
March	893	882	875
April	893	882	
May	893	882	
June	893	882	

#### QUANTITY METRICS (rolling 12 month period)

	Contract Quantity	Contract Base Number	Contract *	Area Team	Region	England
% of all assessments that were assess and fit appliances (case starts)	43	43	100.0%	59.8%	57.1%	59.2%
% of all assessments that were assess and refuse	0	43	0.0%	8.7%	11.5%	12.0%
% of all assessments that were assess and review	0	43	0.0%	31.5%	31.4%	28.8%
% of case starts with a reported IOTN of 3 and Aesthetic Component of 5 or below	0	43	N/A	0.5%	0.1%	0.1%
% of case starts with a reported IOTN of 3 and Aesthetic Component of 6 or above	1	43	2.3%	3.8%	3.9%	3.9%
% of case starts with a reported IOTN of 4	41	43	95.3%	69.2%	75.9%	77.6%
% of case starts with a reported IOTN of 5	1	43	2.3%	24.5%	17.9%	16.7 %
% of concluded courses in receipt of dual-arch fixed appliances	22	35	62.9%	65.1%	69.5%	72.9%
% of concluded courses where treatment was abandoned or discontinued	4	35	11.4%	9.4%	9.7%	8.7%
% of patients satisfied with the treatment they have received	2	2	100.0%	91.3%	95.2%	95.7%

\* Figures in italics indicate that the base number is less than 100.

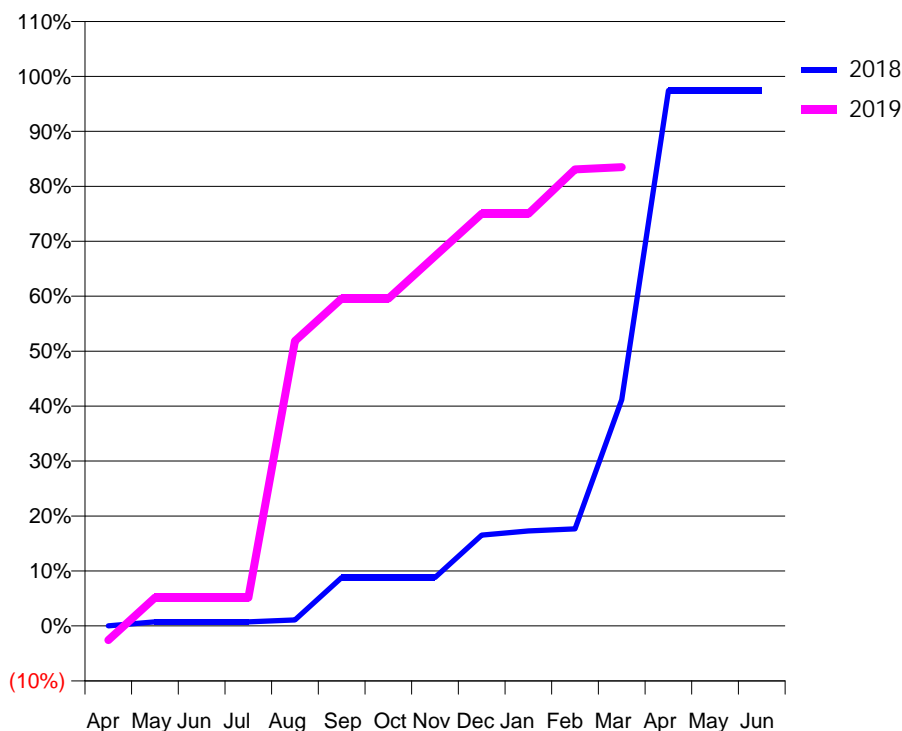
### Q59 - Vital Signs Orthodontic At a Glance Contract Report for 139874/0001 - March 2019

Name or company name	C M Desai Limited	18/19 Contracted general activity (UDA)	8,313
Contract type name	GDS Contract	Carry forward general activity (UDA)	-104
Purpose of contract	General and Orthodontic	18/19 Contracted orthodontic activity (UOA)	272
Contract start date	01/03/2008	Carry forward orthodontic activity (UOA)	7
Contract end date		Baseline contract value	£244,204.24

ACCESS	Contract	England and Wales
24 month ratio of assessments to patient IDs	1.13	1.08

ACTIVITY	Contract
Contract assess and fit appliances (case starts) as a percentage of Area Team case starts	0.4 %

Cumulative percentage of contracted UOA delivered 2018 & 2019



Month	Adjusted Scheduled Activity (UOA)		
	2017	2018	2019
April	-1	0	-7
May	-1	2	14
June	-1	2	14
July	43	2	14
August	43	3	141
September	44	24	162
October	44	24	162
November	66	24	183
December	66	45	204
January	69	47	204
February	73	48	226
March	74	112	227
April	74	265	
May	158	265	
June	158	265	

#### QUANTITY METRICS (rolling 12 month period)

	Contract Quantity	Contract Base Number	Contract *	Area Team	Region	England
% of all assessments that were assess and fit appliances (case starts)	18	27	66.7%	59.8%	57.1%	59.2%
% of all assessments that were assess and refuse	0	27	0.0%	8.7%	11.5%	12.0%
% of all assessments that were assess and review	9	27	33.3%	31.5%	31.4%	28.8%
% of case starts with a reported IOTN of 3 and Aesthetic Component of 5 or below	0	18	N/A	0.5%	0.1%	0.1%
% of case starts with a reported IOTN of 3 and Aesthetic Component of 6 or above	0	18	N/A	3.8%	3.9%	3.9%
% of case starts with a reported IOTN of 4	16	18	88.9%	69.2%	75.9%	77.6%
% of case starts with a reported IOTN of 5	1	18	5.6%	24.5%	17.9%	16.7 %
% of concluded courses in receipt of dual-arch fixed appliances	0	3	N/A	65.1%	69.5%	72.9%
% of concluded courses where treatment was abandoned or discontinued	3	3	100.0%	9.4%	9.7%	8.7%
% of patients satisfied with the treatment they have received	0	0	N/A	91.3%	95.2%	95.7%

\* Figures in italics indicate that the base number is less than 100.

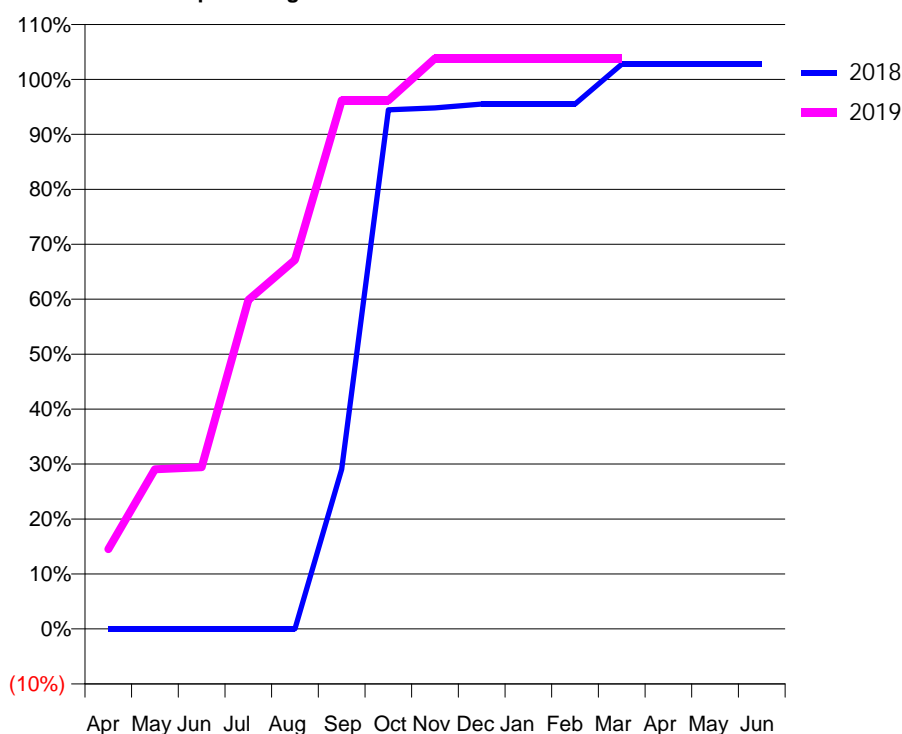
### Q59 - Vital Signs Orthodontic At a Glance Contract Report for 143448/0001 - March 2019

Name or company name	Dr D J Duplessis & Ms Lieze Duplessis	18/19 Contracted general activity (UDA)	9,098
Contract type name	GDS Contract	Carry forward general activity (UDA)	260
Purpose of contract	General and Orthodontic	18/19 Contracted orthodontic activity (UOA)	289
Contract start date	01/04/2011	Carry forward orthodontic activity (UOA)	0
Contract end date		Baseline contract value	£281,441.62

ACCESS	Contract	England and Wales
24 month ratio of assessments to patient IDs	1.00	1.08

ACTIVITY	Contract
Contract assess and fit appliances (case starts) as a percentage of Area Team case starts	0.3 %

Cumulative percentage of contracted UOA delivered 2018 & 2019



Month	Adjusted Scheduled Activity (UOA)		
	2017	2018	2019
April	0	0	42
May	0	0	84
June	0	0	85
July	63	0	173
August	276	0	194
September	278	84	278
October	279	273	278
November	279	274	300
December	279	276	300
January	279	276	300
February	279	276	300
March	300	297	300
April	300	297	
May	300	297	
June	300	297	

#### QUANTITY METRICS (rolling 12 month period)

	Contract Quantity	Contract Base Number	Contract *	Area Team	Region	England
% of all assessments that were assess and fit appliances (case starts)	16	18	88.9%	59.8%	57.1%	59.2%
% of all assessments that were assess and refuse	0	18	0.0%	8.7%	11.5%	12.0%
% of all assessments that were assess and review	2	18	11.1%	31.5%	31.4%	28.8%
% of case starts with a reported IOTN of 3 and Aesthetic Component of 5 or below	0	16	N/A	0.5%	0.1%	0.1%
% of case starts with a reported IOTN of 3 and Aesthetic Component of 6 or above	0	16	N/A	3.8%	3.9%	3.9%
% of case starts with a reported IOTN of 4	14	16	87.5%	69.2%	75.9%	77.6%
% of case starts with a reported IOTN of 5	0	16	N/A	24.5%	17.9%	16.7%
% of concluded courses in receipt of dual-arch fixed appliances	0	0	N/A	65.1%	69.5%	72.9%
% of concluded courses where treatment was abandoned or discontinued	0	0	N/A	9.4%	9.7%	8.7%
% of patients satisfied with the treatment they have received	0	0	N/A	91.3%	95.2%	95.7%

\* Figures in italics indicate that the base number is less than 100.

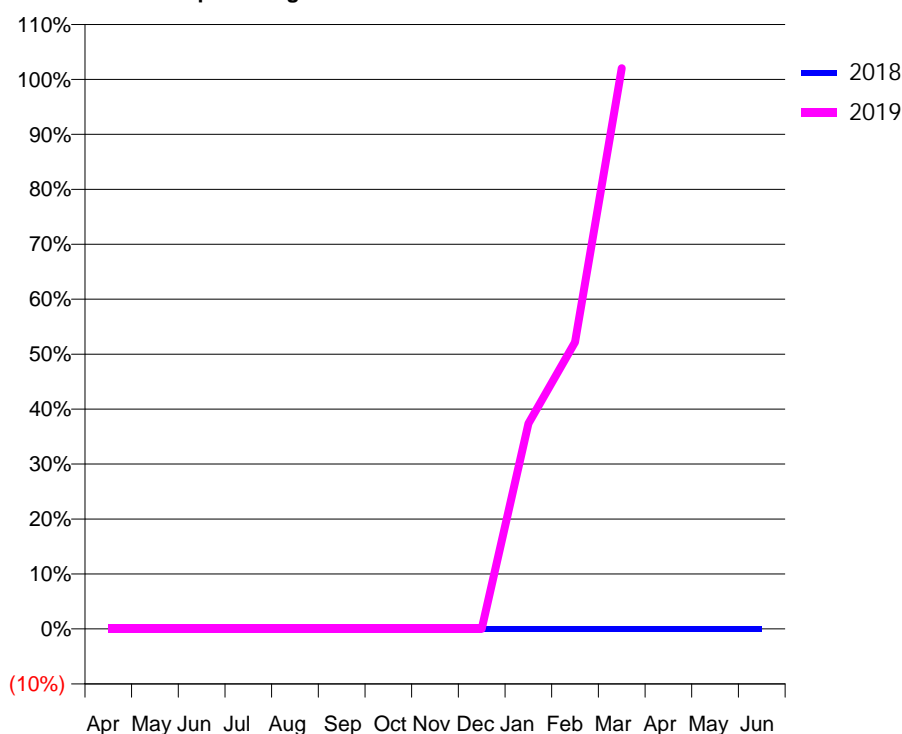
### Q59 - Vital Signs Orthodontic At a Glance Contract Report for 144746/0001 - March 2019

Name or company name	Mr A Parmar & Mrs R Parmar	18/19 Contracted general activity (UDA)	15,915
Contract type name	GDS Contract	Carry forward general activity (UDA)	0
Purpose of contract	General and Orthodontic	18/19 Contracted orthodontic activity (UOA)	297
Contract start date	01/04/2014	Carry forward orthodontic activity (UOA)	0
Contract end date		Baseline contract value	£340,445.81

ACCESS	Contract	England and Wales
24 month ratio of assessments to patient IDs	1.00	1.08

ACTIVITY	Contract
Contract assess and fit appliances (case starts) as a percentage of Area Team case starts	0.3 %

Cumulative percentage of contracted UOA delivered 2018 & 2019



Month	Adjusted Scheduled Activity (UOA)		
	2017	2018	2019
April	0	0	0
May	0	0	0
June	0	0	0
July	21	0	0
August	21	0	0
September	21	0	0
October	21	0	0
November	21	0	0
December	21	0	0
January	21	0	111
February	21	0	155
March	21	0	303
April	21	0	
May	21	0	
June	21	0	

### QUANTITY METRICS (rolling 12 month period)

	Contract Quantity	Contract Base Number	Contract *	Area Team	Region	England
% of all assessments that were assess and fit appliances (case starts)	14	23	60.9%	59.8%	57.1%	59.2%
% of all assessments that were assess and refuse	1	23	4.3%	8.7%	11.5%	12.0%
% of all assessments that were assess and review	8	23	34.8%	31.5%	31.4%	28.8%
% of case starts with a reported IOTN of 3 and Aesthetic Component of 5 or below	0	14	<i>N/A</i>	0.5%	0.1%	0.1%
% of case starts with a reported IOTN of 3 and Aesthetic Component of 6 or above	1	14	7.1%	3.8%	3.9%	3.9%
% of case starts with a reported IOTN of 4	10	14	71.4%	69.2%	75.9%	77.6%
% of case starts with a reported IOTN of 5	3	14	21.4%	24.5%	17.9%	16.7 %
% of concluded courses in receipt of dual-arch fixed appliances	0	0	<i>N/A</i>	65.1%	69.5%	72.9%
% of concluded courses where treatment was abandoned or discontinued	0	0	<i>N/A</i>	9.4%	9.7%	8.7%
% of patients satisfied with the treatment they have received	0	0	<i>N/A</i>	91.3%	95.2%	95.7%

\* Figures in italics indicate that the base number is less than 100.

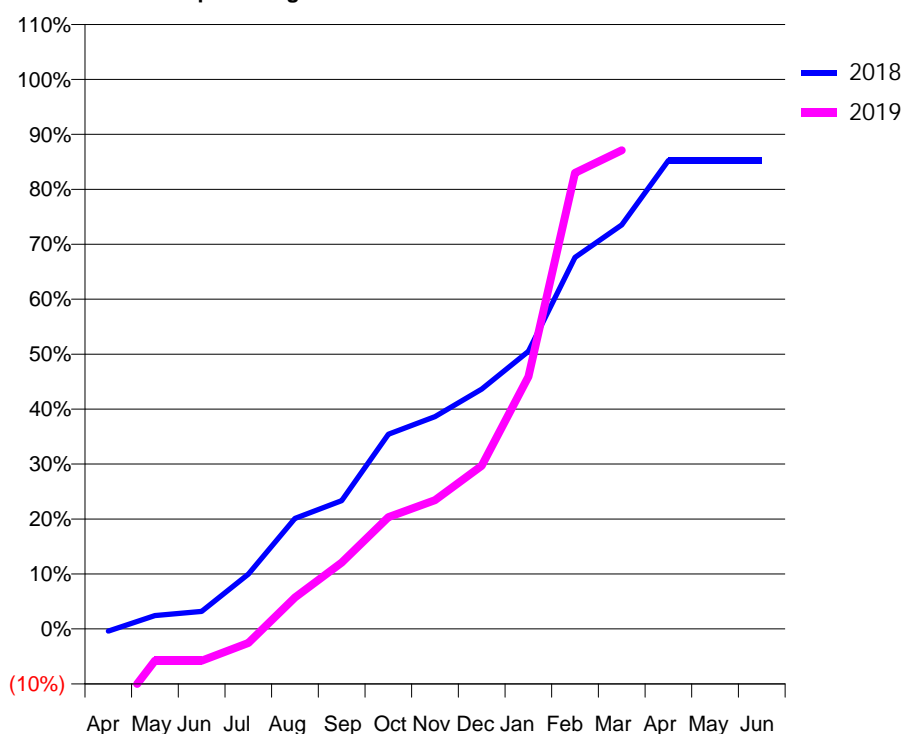
### Q59 - Vital Signs Orthodontic At a Glance Contract Report for 151653/0001 - March 2019

Name or company name	The Forum Practice Ltd	18/19 Contracted general activity (UDA)	500
Contract type name	GDS Contract	Carry forward general activity (UDA)	9
Purpose of contract	General and Orthodontic	18/19 Contracted orthodontic activity (UOA)	1,169
Contract start date	01/10/2011	Carry forward orthodontic activity (UOA)	197
Contract end date		Baseline contract value	£88,556.34

ACCESS	Contract	England and Wales
24 month ratio of assessments to patient IDs	1.11	1.08

ACTIVITY	Contract
Contract assess and fit appliances (case starts) as a percentage of Area Team case starts	1.2 %

Cumulative percentage of contracted UOA delivered 2018 & 2019



Month	Adjusted Scheduled Activity (UOA)		
	2017	2018	2019
April	1	-6	-197
May	3	36	-68
June	139	47	-68
July	271	147	-30
August	332	296	67
September	385	344	141
October	587	522	238
November	819	569	274
December	936	643	347
January	1,002	744	537
February	1,027	996	970
March	1,027	1,083	1,018
April	1,051	1,256	
May	1,179	1,256	
June	1,179	1,256	

#### QUANTITY METRICS (rolling 12 month period)

	Contract Quantity	Contract Base Number	Contract *	Area Team	Region	England
% of all assessments that were assess and fit appliances (case starts)	60	199	30.2%	59.8%	57.1%	59.2%
% of all assessments that were assess and refuse	19	199	9.5%	8.7%	11.5%	12.0%
% of all assessments that were assess and review	120	199	60.3%	31.5%	31.4%	28.8%
% of case starts with a reported IOTN of 3 and Aesthetic Component of 5 or below	0	60	<i>N/A</i>	0.5%	0.1%	0.1%
% of case starts with a reported IOTN of 3 and Aesthetic Component of 6 or above	0	60	<i>N/A</i>	3.8%	3.9%	3.9%
% of case starts with a reported IOTN of 4	55	60	91.7%	69.2%	75.9%	77.6%
% of case starts with a reported IOTN of 5	5	60	8.3%	24.5%	17.9%	16.7 %
% of concluded courses in receipt of dual-arch fixed appliances	35	45	77.8%	65.1%	69.5%	72.9%
% of concluded courses where treatment was abandoned or discontinued	5	45	11.1%	9.4%	9.7%	8.7%
% of patients satisfied with the treatment they have received	1	1	100.0%	91.3%	95.2%	95.7%

\* Figures in italics indicate that the base number is less than 100.

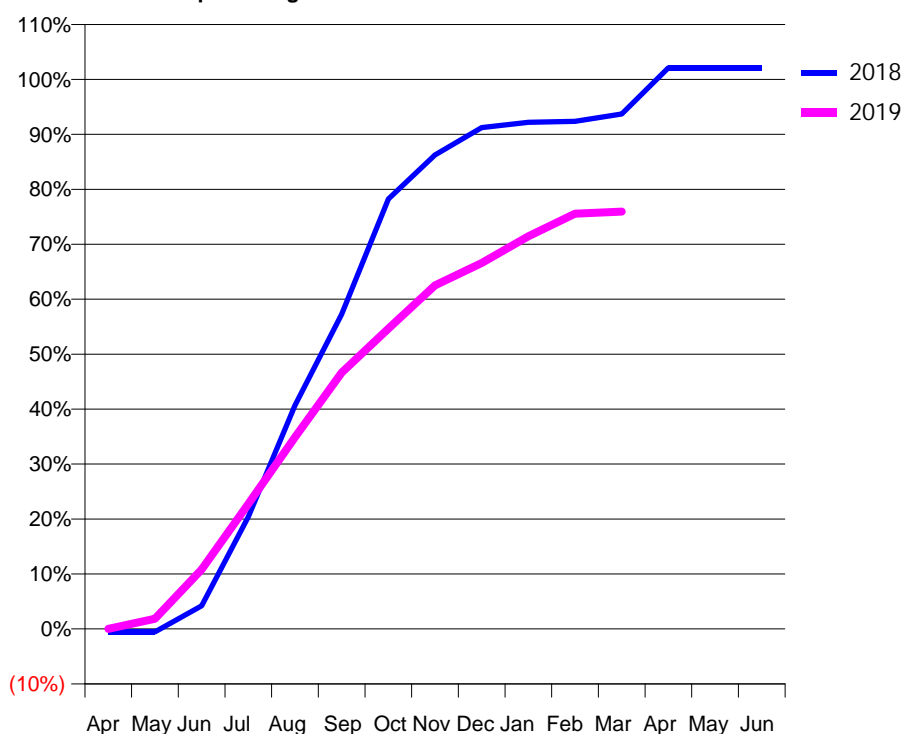
### Q59 - Vital Signs Orthodontic At a Glance Contract Report for 153931/0001 - March 2019

Name or company name	Wong, Wallbuton, Eastwood, Ashraf & Butcher.	18/19 Contracted general activity (UDA)	28,600
Contract type name	GDS Contract	Carry forward general activity (UDA)	0
Purpose of contract	General and Orthodontic	18/19 Contracted orthodontic activity (UOA)	536
Contract start date	01/04/2006	Carry forward orthodontic activity (UOA)	0
Contract end date		Baseline contract value	£684,907.68

ACCESS	Contract	England and Wales
24 month ratio of assessments to patient IDs	1.05	1.08

ACTIVITY	Contract
Contract assess and fit appliances (case starts) as a percentage of Area Team case starts	0.4 %

Cumulative percentage of contracted UOA delivered 2018 & 2019



Month	Adjusted Scheduled Activity (UOA)		
	2017	2018	2019
April	0	-3	0
May	4	-3	10
June	71	22	58
July	73	107	122
August	145	213	187
September	297	300	250
October	386	410	293
November	412	452	335
December	435	478	357
January	456	483	383
February	477	484	405
March	498	491	407
April	520	535	
May	520	535	
June	520	535	

#### QUANTITY METRICS (rolling 12 month period)

	Contract Quantity	Contract Base Number	Contract *	Area Team	Region	England
% of all assessments that were assess and fit appliances (case starts)	22	49	44.9%	59.8%	57.1%	59.2%
% of all assessments that were assess and refuse	0	49	0.0%	8.7%	11.5%	12.0%
% of all assessments that were assess and review	27	49	55.1%	31.5%	31.4%	28.8%
% of case starts with a reported IOTN of 3 and Aesthetic Component of 5 or below	0	22	N/A	0.5%	0.1%	0.1%
% of case starts with a reported IOTN of 3 and Aesthetic Component of 6 or above	1	22	4.5%	3.8%	3.9%	3.9%
% of case starts with a reported IOTN of 4	16	22	72.7%	69.2%	75.9%	77.6%
% of case starts with a reported IOTN of 5	4	22	18.2%	24.5%	17.9%	16.7%
% of concluded courses in receipt of dual-arch fixed appliances	10	27	37.0%	65.1%	69.5%	72.9%
% of concluded courses where treatment was abandoned or discontinued	1	27	3.7%	9.4%	9.7%	8.7%
% of patients satisfied with the treatment they have received	0	0	N/A	91.3%	95.2%	95.7%

\* Figures in italics indicate that the base number is less than 100.



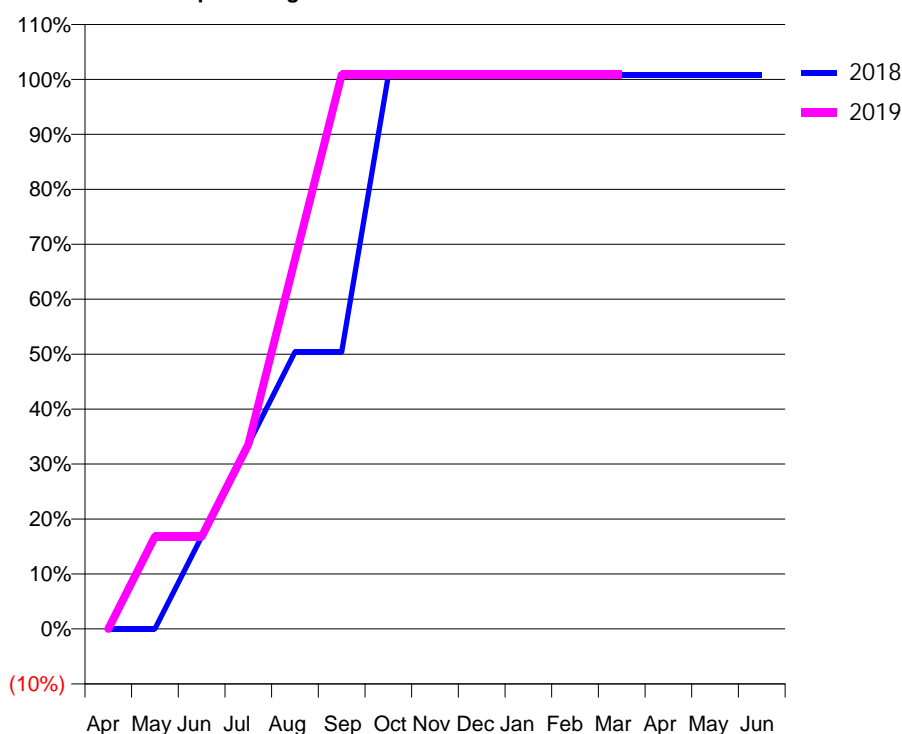
### Q59 - Vital Signs Orthodontic At a Glance Contract Report for 157813/0001 - March 2019

Name or company name	H.S. Virdee (Home Farm) Ltd.	18/19 Contracted general activity (UDA)	8,251
Contract type name	GDS Contract	Carry forward general activity (UDA)	-159
Purpose of contract	General and Orthodontic	18/19 Contracted orthodontic activity (UOA)	125
Contract start date	01/09/2009	Carry forward orthodontic activity (UOA)	0
Contract end date		Baseline contract value	£222,298.06

ACCESS	Contract	England and Wales
24 month ratio of assessments to patient IDs	1.00	1.08

ACTIVITY	Contract
Contract assess and fit appliances (case starts) as a percentage of Area Team case starts	0.1 %

Cumulative percentage of contracted UOA delivered 2018 & 2019



Month	Adjusted Scheduled Activity (UOA)		
	2017	2018	2019
April	0	0	0
May	0	0	21
June	0	21	21
July	63	42	42
August	63	63	84
September	84	63	126
October	84	126	126
November	84	126	126
December	105	126	126
January	126	126	126
February	126	126	126
March	126	126	126
April	126	126	
May	126	126	
June	126	126	

#### QUANTITY METRICS (rolling 12 month period)

	Contract Quantity	Contract Base Number	Contract *	Area Team	Region	England
% of all assessments that were assess and fit appliances (case starts)	6	6	100.0%	59.8%	57.1%	59.2%
% of all assessments that were assess and refuse	0	6	0.0%	8.7%	11.5%	12.0%
% of all assessments that were assess and review	0	6	0.0%	31.5%	31.4%	28.8%
% of case starts with a reported IOTN of 3 and Aesthetic Component of 5 or below	0	6	N/A	0.5%	0.1%	0.1%
% of case starts with a reported IOTN of 3 and Aesthetic Component of 6 or above	1	6	16.7%	3.8%	3.9%	3.9%
% of case starts with a reported IOTN of 4	5	6	83.3%	69.2%	75.9%	77.6%
% of case starts with a reported IOTN of 5	0	6	N/A	24.5%	17.9%	16.7%
% of concluded courses in receipt of dual-arch fixed appliances	7	9	77.8%	65.1%	69.5%	72.9%
% of concluded courses where treatment was abandoned or discontinued	1	9	11.1%	9.4%	9.7%	8.7%
% of patients satisfied with the treatment they have received	0	0	N/A	91.3%	95.2%	95.7%

\* Figures in italics indicate that the base number is less than 100.

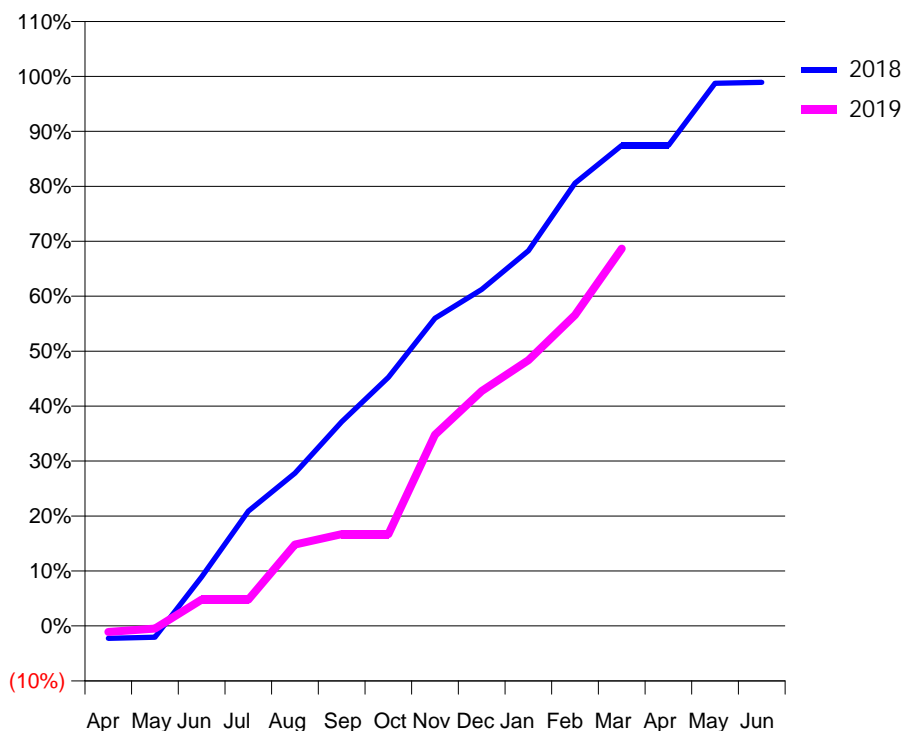
### Q59 - Vital Signs Orthodontic At a Glance Contract Report for 163139/0001 - March 2019

Name or company name	C O (Leicester) Limited	18/19 Contracted general activity (UDA)	0
Contract type name	PDS Contract	Carry forward general activity (UDA)	0
Purpose of contract	Orthodontic	18/19 Contracted orthodontic activity (UOA)	13,763
Contract start date	01/09/2010	Carry forward orthodontic activity (UOA)	153
Contract end date	26/06/2020	Baseline contract value	£865,788.94

ACCESS	Contract	England and Wales
24 month ratio of assessments to patient IDs	1.02	1.08

ACTIVITY	Contract
Contract assess and fit appliances (case starts) as a percentage of Area Team case starts	10.4 %

Cumulative percentage of contracted UOA delivered 2018 & 2019



Month	Adjusted Scheduled Activity (UOA)		
	2017	2018	2019
April	-419	-313	-153
May	-419	-288	-69
June	-419	1,233	658
July	2,971	2,892	658
August	3,552	3,844	2,040
September	4,382	5,134	2,300
October	6,036	6,255	2,300
November	6,720	7,744	4,789
December	8,051	8,466	5,882
January	9,974	9,441	6,653
February	12,121	11,140	7,787
March	12,800	12,092	9,451
April	13,292	12,092	
May	13,439	13,653	
June	13,439	13,675	

#### QUANTITY METRICS (rolling 12 month period)

	Contract Quantity	Contract Base Number	Contract *	Area Team	Region	England
% of all assessments that were assess and fit appliances (case starts)	524	687	76.3%	59.8%	57.1%	59.2%
% of all assessments that were assess and refuse	2	687	0.3%	8.7%	11.5%	12.0%
% of all assessments that were assess and review	161	687	23.4%	31.5%	31.4%	28.8%
% of case starts with a reported IOTN of 3 and Aesthetic Component of 5 or below	11	524	2.1%	0.5%	0.1%	0.1%
% of case starts with a reported IOTN of 3 and Aesthetic Component of 6 or above	13	524	2.5%	3.8%	3.9%	3.9%
% of case starts with a reported IOTN of 4	408	524	77.9%	69.2%	75.9%	77.6%
% of case starts with a reported IOTN of 5	91	524	17.4%	24.5%	17.9%	16.7 %
% of concluded courses in receipt of dual-arch fixed appliances	128	129	99.2%	65.1%	69.5%	72.9%
% of concluded courses where treatment was abandoned or discontinued	0	129	0.0%	9.4%	9.7%	8.7%
% of patients satisfied with the treatment they have received	3	4	75.0%	91.3%	95.2%	95.7%

\* Figures in italics indicate that the base number is less than 100.

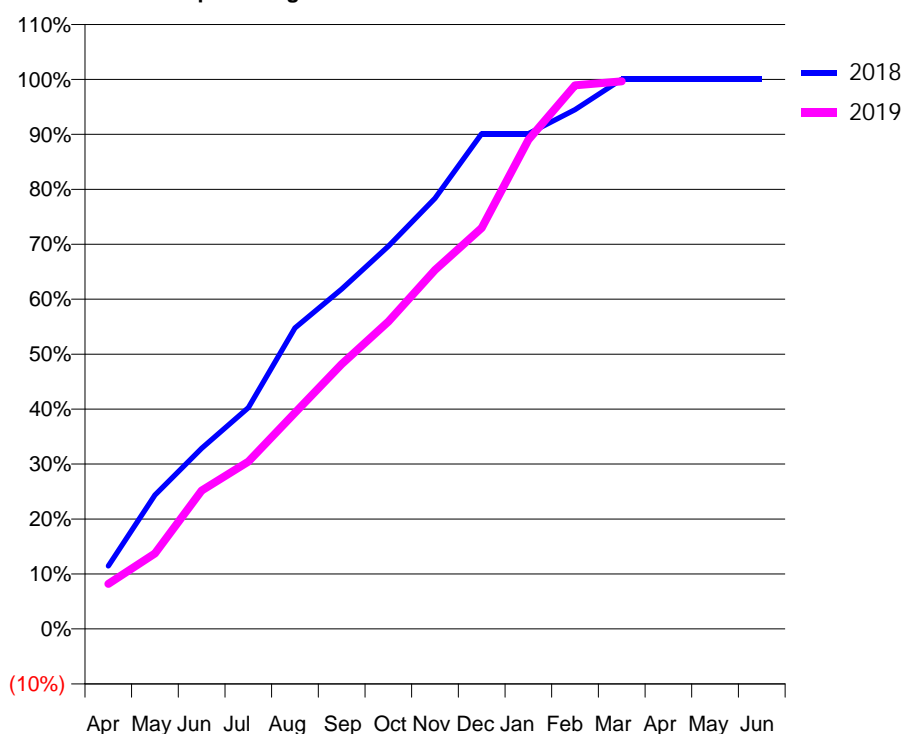
### Q59 - Vital Signs Orthodontic At a Glance Contract Report for 166189/0001 - March 2019

Name or company name	Mr R Kidy & Ms P Sarna	18/19 Contracted general activity (UDA)	7,050
Contract type name	GDS Contract	Carry forward general activity (UDA)	0
Purpose of contract	General and Orthodontic	18/19 Contracted orthodontic activity (UOA)	4,137
Contract start date	01/04/2011	Carry forward orthodontic activity (UOA)	0
Contract end date		Baseline contract value	£446,392.67

ACCESS	Contract	England and Wales
24 month ratio of assessments to patient IDs	1.12	1.08

ACTIVITY	Contract
Contract assess and fit appliances (case starts) as a percentage of Area Team case starts	3.6 %

Cumulative percentage of contracted UOA delivered 2018 & 2019



Month	Adjusted Scheduled Activity (UOA)		
	2017	2018	2019
April	147	474	340
May	885	1,008	568
June	1,236	1,360	1,042
July	1,583	1,666	1,259
August	1,875	2,265	1,627
September	2,405	2,559	1,993
October	2,675	2,881	2,314
November	3,276	3,241	2,702
December	3,767	3,728	3,018
January	3,963	3,728	3,682
February	4,137	3,909	4,091
March	4,137	4,138	4,122
April	4,137	4,138	
May	4,137	4,138	
June	4,137	4,138	

#### QUANTITY METRICS (rolling 12 month period)

	Contract Quantity	Contract Base Number	Contract *	Area Team	Region	England
% of all assessments that were assess and fit appliances (case starts)	182	491	37.1%	59.8%	57.1%	59.2%
% of all assessments that were assess and refuse	53	491	10.8%	8.7%	11.5%	12.0%
% of all assessments that were assess and review	256	491	52.1%	31.5%	31.4%	28.8%
% of case starts with a reported IOTN of 3 and Aesthetic Component of 5 or below	0	182	N/A	0.5%	0.1%	0.1%
% of case starts with a reported IOTN of 3 and Aesthetic Component of 6 or above	0	182	N/A	3.8%	3.9%	3.9%
% of case starts with a reported IOTN of 4	177	182	97.3%	69.2%	75.9%	77.6%
% of case starts with a reported IOTN of 5	5	182	2.7%	24.5%	17.9%	16.7 %
% of concluded courses in receipt of dual-arch fixed appliances	95	101	94.1%	65.1%	69.5%	72.9%
% of concluded courses where treatment was abandoned or discontinued	5	101	5.0%	9.4%	9.7%	8.7%
% of patients satisfied with the treatment they have received	2	2	100.0%	91.3%	95.2%	95.7%

\* Figures in italics indicate that the base number is less than 100.

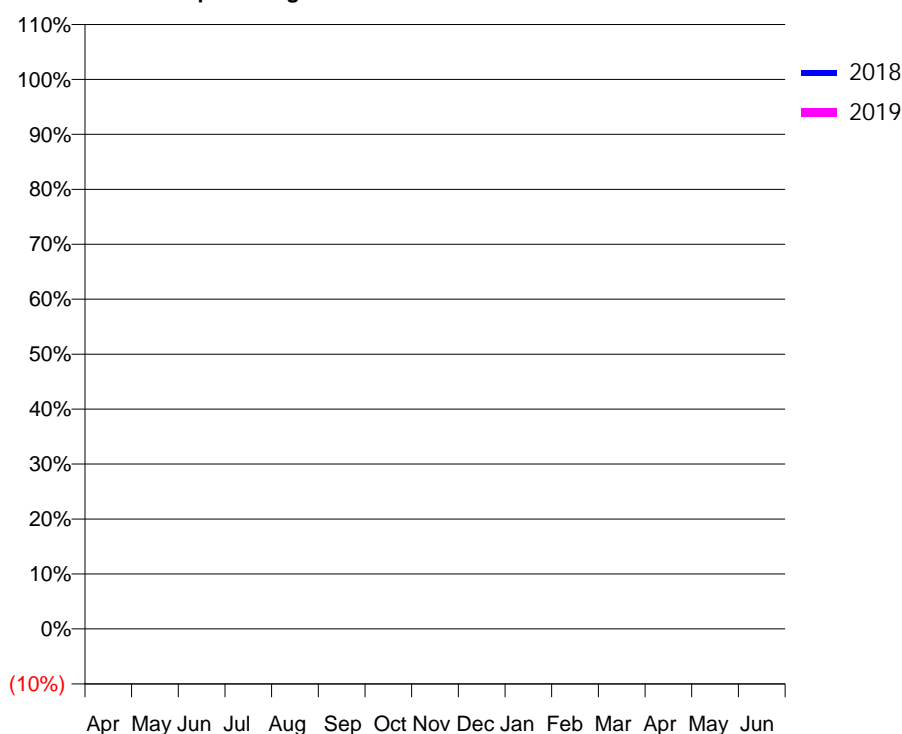
### Q59 - Vital Signs Orthodontic At a Glance Contract Report for 166316/0002 - March 2019

Name or company name	Mr K Bergens & Ms K Plumb	18/19 Contracted general activity (UDA)	0
Contract type name	PDS Contract	Carry forward general activity (UDA)	0
Purpose of contract	General	18/19 Contracted orthodontic activity (UOA)	0
Contract start date	01/04/2006	Carry forward orthodontic activity (UOA)	0
Contract end date	31/03/2019	Baseline contract value	£1.04

ACCESS	Contract	England and Wales
24 month ratio of assessments to patient IDs	1.05	1.08

ACTIVITY	Contract
Contract assess and fit appliances (case starts) as a percentage of Area Team case starts	1.3 %

Cumulative percentage of contracted UOA delivered 2018 & 2019



Month	Adjusted Scheduled Activity (UOA)		
	2017	2018	2019
April	0	0	0
May	90	119	106
June	219	190	129
July	419	366	201
August	473	601	224
September	518	749	313
October	518	923	505
November	775	1,009	644
December	824	1,178	749
January	852	1,199	960
February	1,072	1,412	1,194
March	1,243	1,412	1,448
April	1,527	1,433	
May	1,527	1,433	
June	1,527	1,433	

#### QUANTITY METRICS (rolling 12 month period)

	Contract Quantity	Contract Base Number	Contract *	Area Team	Region	England
% of all assessments that were assess and fit appliances (case starts)	68	109	62.4%	59.8%	57.1%	59.2%
% of all assessments that were assess and refuse	12	109	11.0%	8.7%	11.5%	12.0%
% of all assessments that were assess and review	29	109	26.6%	31.5%	31.4%	28.8%
% of case starts with a reported IOTN of 3 and Aesthetic Component of 5 or below	0	68	<i>N/A</i>	0.5%	0.1%	0.1%
% of case starts with a reported IOTN of 3 and Aesthetic Component of 6 or above	0	68	<i>N/A</i>	3.8%	3.9%	3.9%
% of case starts with a reported IOTN of 4	57	68	83.8%	69.2%	75.9%	77.6%
% of case starts with a reported IOTN of 5	11	68	16.2%	24.5%	17.9%	16.7 %
% of concluded courses in receipt of dual-arch fixed appliances	0	0	<i>N/A</i>	65.1%	69.5%	72.9%
% of concluded courses where treatment was abandoned or discontinued	0	0	<i>N/A</i>	9.4%	9.7%	8.7%
% of patients satisfied with the treatment they have received	1	2	50.0%	91.3%	95.2%	95.7%

\* Figures in italics indicate that the base number is less than 100.

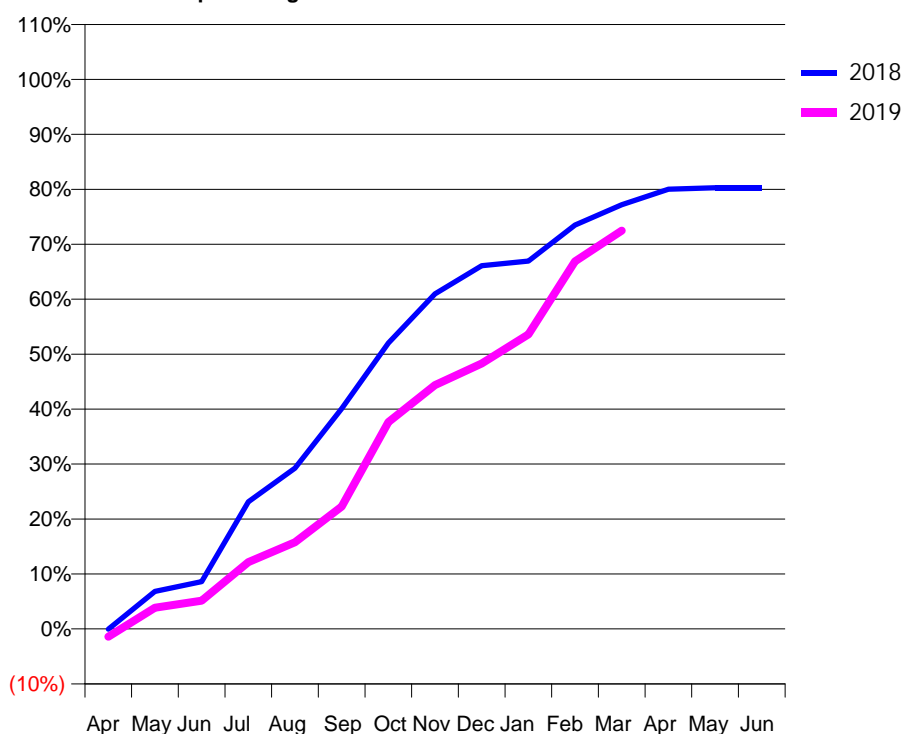
### Q59 - Vital Signs Orthodontic At a Glance Contract Report for 166316/0003 - March 2019

Name or company name	Mr K Bergens & Ms K Plumb	18/19 Contracted general activity (UDA)	0
Contract type name	PDS Contract	Carry forward general activity (UDA)	0
Purpose of contract	General and Orthodontic	18/19 Contracted orthodontic activity (UOA)	7,350
Contract start date	01/04/2006	Carry forward orthodontic activity (UOA)	105
Contract end date	01/05/2020	Baseline contract value	£490,090.85

ACCESS	Contract	England and Wales
24 month ratio of assessments to patient IDs	1.04	1.08

ACTIVITY	Contract
Contract assess and fit appliances (case starts) as a percentage of Area Team case starts	5.2 %

Cumulative percentage of contracted UOA delivered 2018 & 2019



Month	Adjusted Scheduled Activity (UOA)		
	2017	2018	2019
April	-62	-5	-105
May	618	507	285
June	1,053	640	377
July	1,541	1,720	895
August	1,766	2,173	1,159
September	1,932	2,978	1,636
October	1,932	3,865	2,768
November	2,805	4,530	3,261
December	3,054	4,912	3,550
January	3,319	4,975	3,940
February	4,187	5,461	4,916
March	4,932	5,736	5,326
April	5,865	5,946	
May	5,886	5,967	
June	5,886	5,967	

#### QUANTITY METRICS (rolling 12 month period)

	Contract Quantity	Contract Base Number	Contract *	Area Team	Region	England
% of all assessments that were assess and fit appliances (case starts)	263	444	59.2%	59.8%	57.1%	59.2%
% of all assessments that were assess and refuse	49	444	11.0%	8.7%	11.5%	12.0%
% of all assessments that were assess and review	132	444	29.7%	31.5%	31.4%	28.8%
% of case starts with a reported IOTN of 3 and Aesthetic Component of 5 or below	0	263	N/A	0.5%	0.1%	0.1%
% of case starts with a reported IOTN of 3 and Aesthetic Component of 6 or above	2	263	0.8%	3.8%	3.9%	3.9%
% of case starts with a reported IOTN of 4	218	263	82.9%	69.2%	75.9%	77.6%
% of case starts with a reported IOTN of 5	37	263	14.1%	24.5%	17.9%	16.7 %
% of concluded courses in receipt of dual-arch fixed appliances	341	378	90.2%	65.1%	69.5%	72.9%
% of concluded courses where treatment was abandoned or discontinued	31	378	8.2%	9.4%	9.7%	8.7%
% of patients satisfied with the treatment they have received	4	4	100.0%	91.3%	95.2%	95.7%

\* Figures in italics indicate that the base number is less than 100.

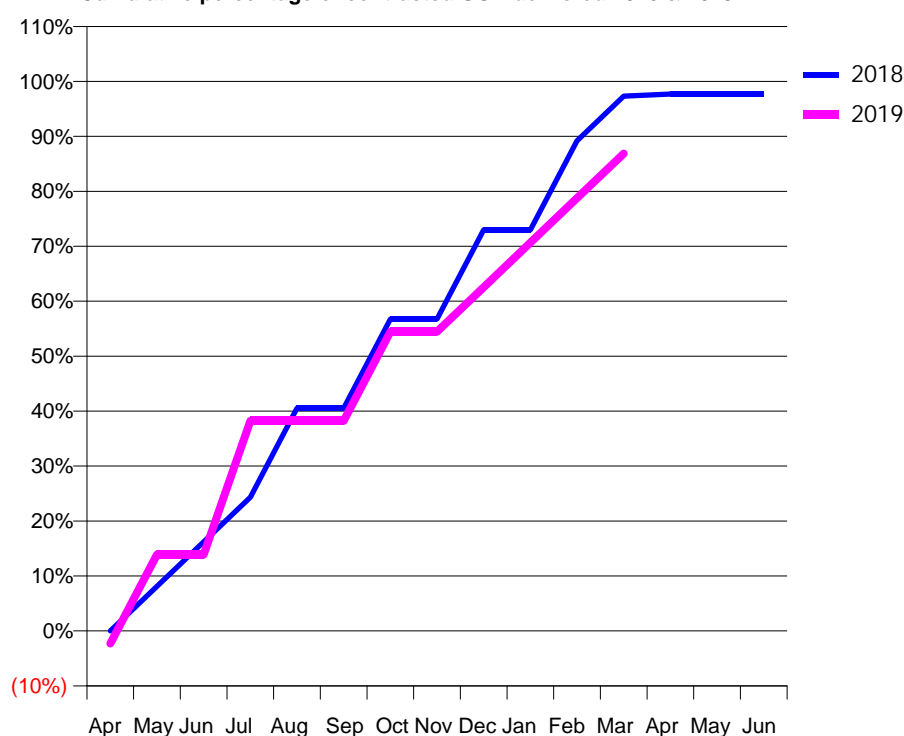
### Q59 - Vital Signs Orthodontic At a Glance Contract Report for 171751/0001 - March 2019

Name or company name	E Gayton & K Gayton	18/19 Contracted general activity (UDA)	3,900
Contract type name	GDS Contract	Carry forward general activity (UDA)	0
Purpose of contract	General and Orthodontic	18/19 Contracted orthodontic activity (UOA)	259
Contract start date	01/11/2013	Carry forward orthodontic activity (UOA)	6
Contract end date		Baseline contract value	£112,401.66

ACCESS	Contract	England and Wales
24 month ratio of assessments to patient IDs	1.00	1.08

ACTIVITY	Contract
Contract assess and fit appliances (case starts) as a percentage of Area Team case starts	0.2 %

Cumulative percentage of contracted UOA delivered 2018 & 2019



Month	Adjusted Scheduled Activity (UOA)		
	2017	2018	2019
April	1	0	-6
May	22	21	36
June	22	42	36
July	43	63	99
August	106	105	99
September	110	105	99
October	131	147	141
November	152	147	141
December	194	189	162
January	195	189	183
February	217	231	204
March	218	252	225
April	260	253	
May	260	253	
June	260	253	

#### QUANTITY METRICS (rolling 12 month period)

	Contract Quantity	Contract Base Number	Contract *	Area Team	Region	England
% of all assessments that were assess and fit appliances (case starts)	11	12	91.7%	59.8%	57.1%	59.2%
% of all assessments that were assess and refuse	0	12	0.0%	8.7%	11.5%	12.0%
% of all assessments that were assess and review	1	12	8.3%	31.5%	31.4%	28.8%
% of case starts with a reported IOTN of 3 and Aesthetic Component of 5 or below	0	11	N/A	0.5%	0.1%	0.1%
% of case starts with a reported IOTN of 3 and Aesthetic Component of 6 or above	1	11	9.1%	3.8%	3.9%	3.9%
% of case starts with a reported IOTN of 4	9	11	81.8%	69.2%	75.9%	77.6%
% of case starts with a reported IOTN of 5	1	11	9.1%	24.5%	17.9%	16.7%
% of concluded courses in receipt of dual-arch fixed appliances	12	12	100.0%	65.1%	69.5%	72.9%
% of concluded courses where treatment was abandoned or discontinued	0	12	0.0%	9.4%	9.7%	8.7%
% of patients satisfied with the treatment they have received	0	0	N/A	91.3%	95.2%	95.7%

\* Figures in italics indicate that the base number is less than 100.

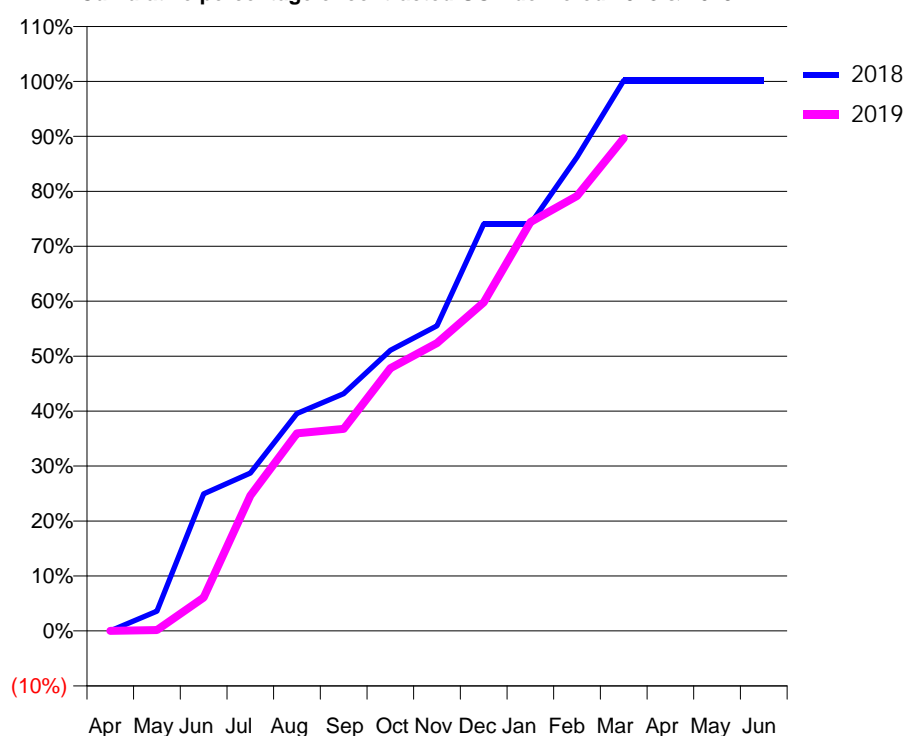
### Q59 - Vital Signs Orthodontic At a Glance Contract Report for 176591/0001 - March 2019

Name or company name	James Cooil and Associates Limited	18/19 Contracted general activity (UDA)	4,056
Contract type name	GDS Contract	Carry forward general activity (UDA)	4
Purpose of contract	General and Orthodontic	18/19 Contracted orthodontic activity (UOA)	609
Contract start date	01/05/2010	Carry forward orthodontic activity (UOA)	0
Contract end date		Baseline contract value	£139,049.40

ACCESS	Contract	England and Wales
24 month ratio of assessments to patient IDs	1.09	1.08

ACTIVITY	Contract
Contract assess and fit appliances (case starts) as a percentage of Area Team case starts	0.5 %

Cumulative percentage of contracted UOA delivered 2018 & 2019



Month	Adjusted Scheduled Activity (UOA)		
	2017	2018	2019
April	-99	0	0
May	-77	22	1
June	-77	152	37
July	-77	175	150
August	-77	241	219
September	-77	263	224
October	-77	311	291
November	-35	338	319
December	19	451	364
January	46	451	453
February	128	525	482
March	254	610	546
April	608	610	
May	609	610	
June	609	610	

#### QUANTITY METRICS (rolling 12 month period)

	Contract Quantity	Contract Base Number	Contract *	Area Team	Region	England
% of all assessments that were assess and fit appliances (case starts)	23	86	26.7%	59.8%	57.1%	59.2%
% of all assessments that were assess and refuse	9	86	10.5%	8.7%	11.5%	12.0%
% of all assessments that were assess and review	54	86	62.8%	31.5%	31.4%	28.8%
% of case starts with a reported IOTN of 3 and Aesthetic Component of 5 or below	0	23	N/A	0.5%	0.1%	0.1%
% of case starts with a reported IOTN of 3 and Aesthetic Component of 6 or above	0	23	N/A	3.8%	3.9%	3.9%
% of case starts with a reported IOTN of 4	21	23	91.3%	69.2%	75.9%	77.6%
% of case starts with a reported IOTN of 5	2	23	8.7%	24.5%	17.9%	16.7%
% of concluded courses in receipt of dual-arch fixed appliances	0	0	N/A	65.1%	69.5%	72.9%
% of concluded courses where treatment was abandoned or discontinued	0	0	N/A	9.4%	9.7%	8.7%
% of patients satisfied with the treatment they have received	0	0	N/A	91.3%	95.2%	95.7%

\* Figures in italics indicate that the base number is less than 100.

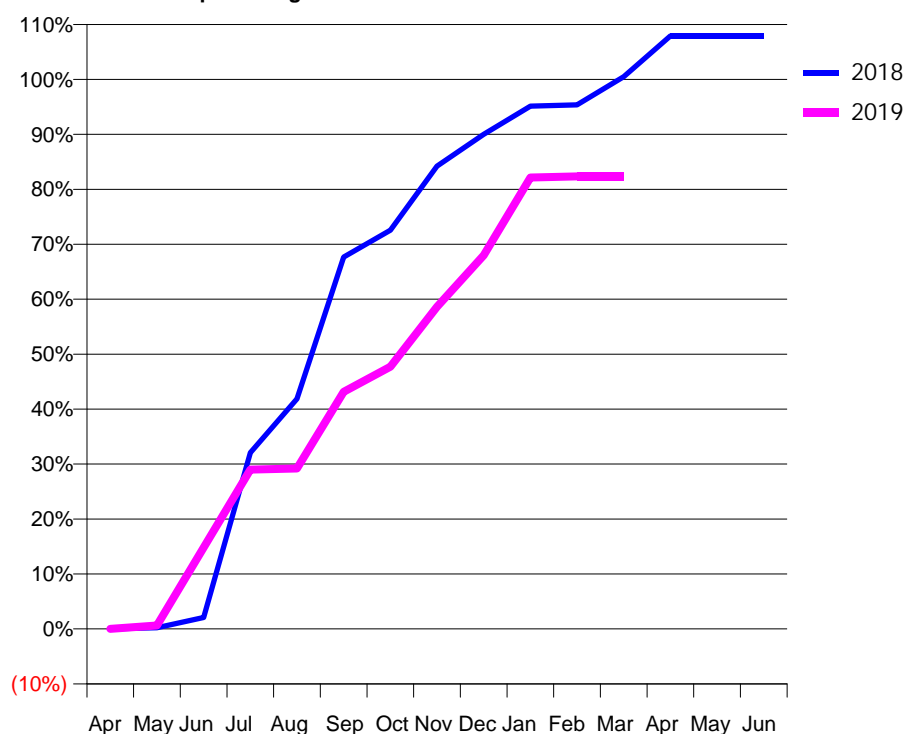
### Q59 - Vital Signs Orthodontic At a Glance Contract Report for 178055/0001 - March 2019

Name or company name	Sloss, Sloss & Bentley	18/19 Contracted general activity (UDA)	11,000
Contract type name	GDS Contract	Carry forward general activity (UDA)	0
Purpose of contract	General and Orthodontic	18/19 Contracted orthodontic activity (UOA)	459
Contract start date	01/04/2006	Carry forward orthodontic activity (UOA)	0
Contract end date		Baseline contract value	£280,728.04

ACCESS	Contract	England and Wales
24 month ratio of assessments to patient IDs	1.08	1.08

ACTIVITY	Contract
Contract assess and fit appliances (case starts) as a percentage of Area Team case starts	0.4 %

Cumulative percentage of contracted UOA delivered 2018 & 2019



Month	Adjusted Scheduled Activity (UOA)		
	2017	2018	2019
April	0	0	0
May	2	1	3
June	6	9	68
July	92	138	133
August	116	180	134
September	159	291	198
October	161	312	219
November	266	362	269
December	309	387	312
January	383	409	377
February	433	410	378
March	457	432	378
April	461	464	
May	461	464	
June	462	464	

#### QUANTITY METRICS (rolling 12 month period)

	Contract Quantity	Contract Base Number	Contract *	Area Team	Region	England
% of all assessments that were assess and fit appliances (case starts)	19	47	40.4%	59.8%	57.1%	59.2%
% of all assessments that were assess and refuse	12	47	25.5%	8.7%	11.5%	12.0%
% of all assessments that were assess and review	16	47	34.0%	31.5%	31.4%	28.8%
% of case starts with a reported IOTN of 3 and Aesthetic Component of 5 or below	0	19	N/A	0.5%	0.1%	0.1%
% of case starts with a reported IOTN of 3 and Aesthetic Component of 6 or above	3	19	15.8%	3.8%	3.9%	3.9%
% of case starts with a reported IOTN of 4	15	19	78.9%	69.2%	75.9%	77.6%
% of case starts with a reported IOTN of 5	1	19	5.3%	24.5%	17.9%	16.7 %
% of concluded courses in receipt of dual-arch fixed appliances	0	0	N/A	65.1%	69.5%	72.9%
% of concluded courses where treatment was abandoned or discontinued	0	0	N/A	9.4%	9.7%	8.7%
% of patients satisfied with the treatment they have received	0	0	N/A	91.3%	95.2%	95.7%

\* Figures in italics indicate that the base number is less than 100.



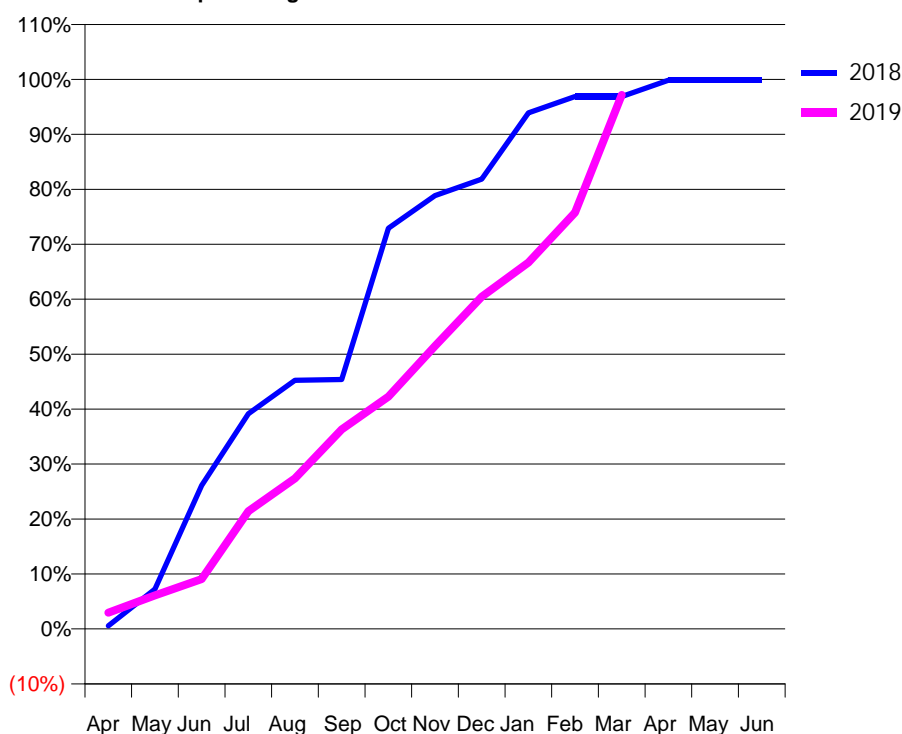
### Q59 - Vital Signs Orthodontic At a Glance Contract Report for 187208/0001 - March 2019

Name or company name	Mr N Maxey & Mr W Welch	18/19 Contracted general activity (UDA)	55,070
Contract type name	GDS Contract	Carry forward general activity (UDA)	0
Purpose of contract	General and Orthodontic	18/19 Contracted orthodontic activity (UOA)	705
Contract start date	01/04/2006	Carry forward orthodontic activity (UOA)	1
Contract end date		Baseline contract value	£1,381,477.29

ACCESS	Contract	England and Wales
24 month ratio of assessments to patient IDs	1.11	1.08

ACTIVITY	Contract
Contract assess and fit appliances (case starts) as a percentage of Area Team case starts	0.7 %

Cumulative percentage of contracted UOA delivered 2018 & 2019



Month	Adjusted Scheduled Activity (UOA)		
	2017	2018	2019
April	0	4	21
May	0	51	43
June	63	184	64
July	89	276	151
August	179	319	193
September	230	320	256
October	305	514	298
November	376	556	363
December	423	577	426
January	461	662	470
February	555	683	534
March	715	683	685
April	715	704	
May	715	704	
June	715	704	

#### QUANTITY METRICS (rolling 12 month period)

	Contract Quantity	Contract Base Number	Contract *	Area Team	Region	England
% of all assessments that were assess and fit appliances (case starts)	33	39	84.6%	59.8%	57.1%	59.2%
% of all assessments that were assess and refuse	2	39	5.1%	8.7%	11.5%	12.0%
% of all assessments that were assess and review	4	39	10.3%	31.5%	31.4%	28.8%
% of case starts with a reported IOTN of 3 and Aesthetic Component of 5 or below	0	33	N/A	0.5%	0.1%	0.1%
% of case starts with a reported IOTN of 3 and Aesthetic Component of 6 or above	0	33	N/A	3.8%	3.9%	3.9%
% of case starts with a reported IOTN of 4	29	33	87.9%	69.2%	75.9%	77.6%
% of case starts with a reported IOTN of 5	4	33	12.1%	24.5%	17.9%	16.7 %
% of concluded courses in receipt of dual-arch fixed appliances	22	25	88.0%	65.1%	69.5%	72.9%
% of concluded courses where treatment was abandoned or discontinued	1	25	4.0%	9.4%	9.7%	8.7%
% of patients satisfied with the treatment they have received	0	0	N/A	91.3%	95.2%	95.7%

\* Figures in italics indicate that the base number is less than 100.

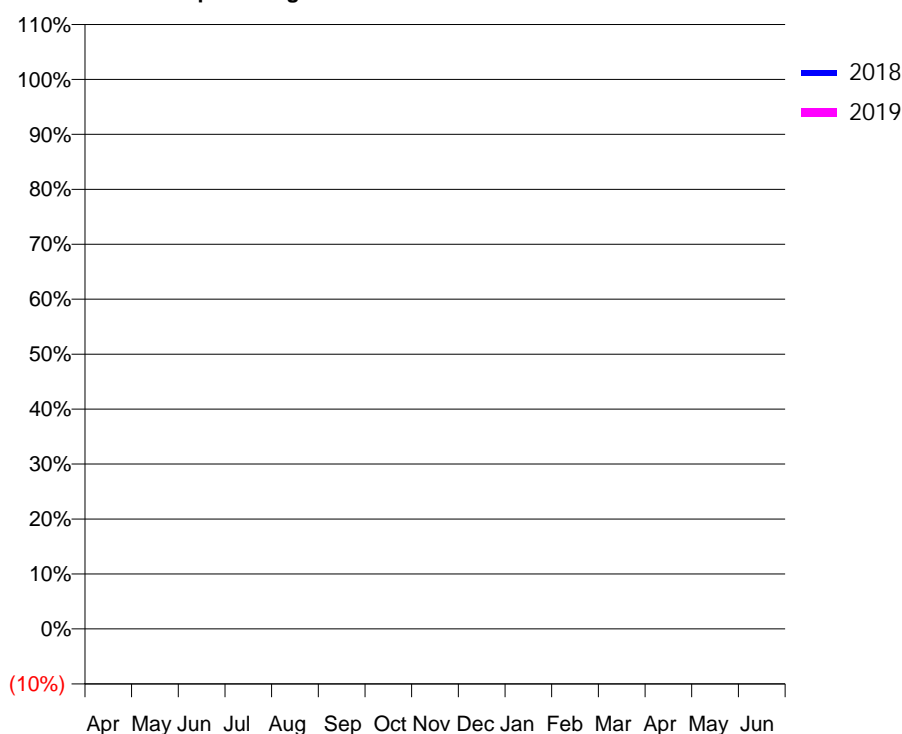
### Q59 - Vital Signs Orthodontic At a Glance Contract Report for 192171/0001 - March 2019

Name or company name	Harborough Orthodontics	18/19 Contracted general activity (UDA)	0
Contract type name	PDS Contract	Carry forward general activity (UDA)	0
Purpose of contract	General and Orthodontic	18/19 Contracted orthodontic activity (UOA)	0
Contract start date	01/01/2012	Carry forward orthodontic activity (UOA)	0
Contract end date	26/06/2020	Baseline contract value	£116,222.04

ACCESS	Contract	England and Wales
24 month ratio of assessments to patient IDs	1.02	1.08

ACTIVITY	Contract
Contract assess and fit appliances (case starts) as a percentage of Area Team case starts	1.3 %

Cumulative percentage of contracted UOA delivered 2018 & 2019



Month	Adjusted Scheduled Activity (UOA)		
	2017	2018	2019
April	0	22	68
May	21	171	170
June	21	171	285
July	22	325	394
August	85	347	459
September	86	498	461
October	86	850	589
November	111	1,148	720
December	136	1,470	762
January	178	1,691	972
February	394	1,830	1,103
March	508	1,981	1,275
April	508	2,027	
May	508	2,028	
June	508	2,029	

#### QUANTITY METRICS (rolling 12 month period)

	Contract Quantity	Contract Base Number	Contract *	Area Team	Region	England
% of all assessments that were assess and fit appliances (case starts)	63	118	53.4%	59.8%	57.1%	59.2%
% of all assessments that were assess and refuse	53	118	44.9%	8.7%	11.5%	12.0%
% of all assessments that were assess and review	2	118	1.7%	31.5%	31.4%	28.8%
% of case starts with a reported IOTN of 3 and Aesthetic Component of 5 or below	0	63	<i>N/A</i>	0.5%	0.1%	0.1%
% of case starts with a reported IOTN of 3 and Aesthetic Component of 6 or above	0	63	<i>N/A</i>	3.8%	3.9%	3.9%
% of case starts with a reported IOTN of 4	10	63	15.9%	69.2%	75.9%	77.6%
% of case starts with a reported IOTN of 5	53	63	84.1%	24.5%	17.9%	16.7 %
% of concluded courses in receipt of dual-arch fixed appliances	30	47	63.8%	65.1%	69.5%	72.9%
% of concluded courses where treatment was abandoned or discontinued	8	47	17.0%	9.4%	9.7%	8.7%
% of patients satisfied with the treatment they have received	3	3	100.0%	91.3%	95.2%	95.7%

\* Figures in italics indicate that the base number is less than 100.

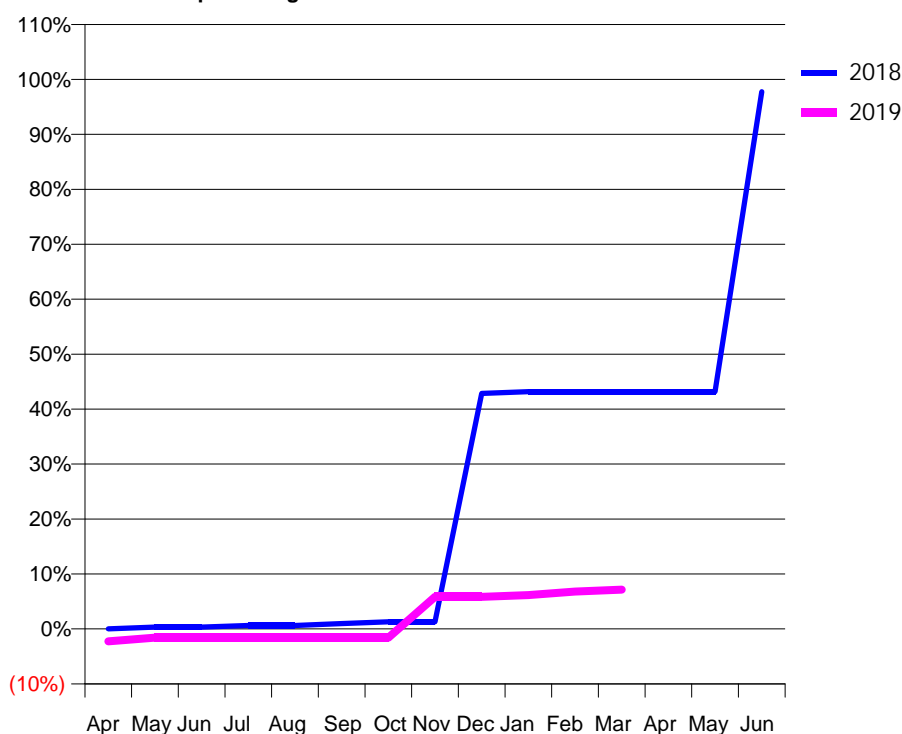
### Q59 - Vital Signs Orthodontic At a Glance Contract Report for 229792/0001 - March 2019

Name or company name	MR JJ CLIFFE	18/19 Contracted general activity (UDA)	8,300
Contract type name	GDS Contract	Carry forward general activity (UDA)	0
Purpose of contract	General and Orthodontic	18/19 Contracted orthodontic activity (UOA)	308
Contract start date	01/04/2006	Carry forward orthodontic activity (UOA)	7
Contract end date		Baseline contract value	£209,137.16

ACCESS	Contract	England and Wales
24 month ratio of assessments to patient IDs	1.00	1.08

ACTIVITY	Contract
Contract assess and fit appliances (case starts) as a percentage of Area Team case starts	0.2 %

Cumulative percentage of contracted UOA delivered 2018 & 2019



Month	Adjusted Scheduled Activity (UOA)		
	2017	2018	2019
April	0	0	-7
May	0	1	-5
June	1	1	-5
July	2	2	-5
August	3	2	-5
September	3	3	-5
October	3	4	-5
November	3	4	18
December	4	132	18
January	5	133	19
February	26	133	21
March	26	133	22
April	26	133	
May	173	133	
June	362	301	

#### QUANTITY METRICS (rolling 12 month period)

	Contract Quantity	Contract Base Number	Contract *	Area Team	Region	England
% of all assessments that were assess and fit appliances (case starts)	10	18	55.6%	59.8%	57.1%	59.2%
% of all assessments that were assess and refuse	4	18	22.2%	8.7%	11.5%	12.0%
% of all assessments that were assess and review	4	18	22.2%	31.5%	31.4%	28.8%
% of case starts with a reported IOTN of 3 and Aesthetic Component of 5 or below	0	10	<i>N/A</i>	0.5%	0.1%	0.1%
% of case starts with a reported IOTN of 3 and Aesthetic Component of 6 or above	0	10	<i>N/A</i>	3.8%	3.9%	3.9%
% of case starts with a reported IOTN of 4	10	10	100.0%	69.2%	75.9%	77.6%
% of case starts with a reported IOTN of 5	0	10	<i>N/A</i>	24.5%	17.9%	16.7 %
% of concluded courses in receipt of dual-arch fixed appliances	12	14	85.7%	65.1%	69.5%	72.9%
% of concluded courses where treatment was abandoned or discontinued	2	14	14.3%	9.4%	9.7%	8.7%
% of patients satisfied with the treatment they have received	5	5	100.0%	91.3%	95.2%	95.7%

\* Figures in italics indicate that the base number is less than 100.

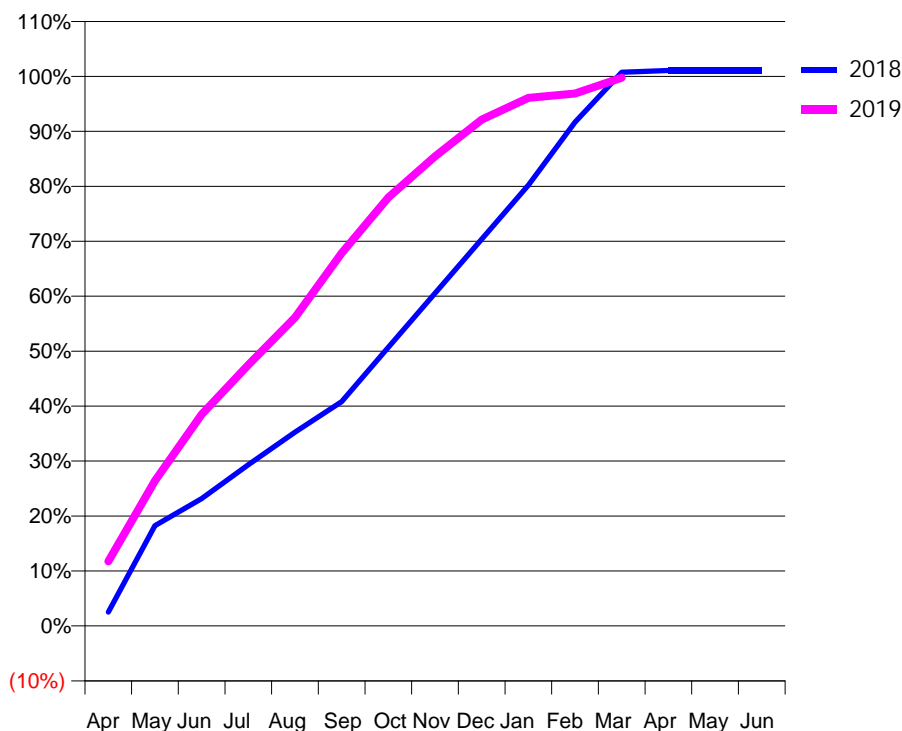
### Q59 - Vital Signs Orthodontic At a Glance Contract Report for 243868/0001 - March 2019

Name or company name	Holywell House Orthodontics Limited	18/19 Contracted general activity (UDA)	0
Contract type name	PDS Contract	Carry forward general activity (UDA)	0
Purpose of contract	Orthodontic	18/19 Contracted orthodontic activity (UOA)	13,238
Contract start date	01/04/2006	Carry forward orthodontic activity (UOA)	0
Contract end date	26/06/2020	Baseline contract value	£832,792.81

ACCESS	Contract	England and Wales
24 month ratio of assessments to patient IDs	1.00	1.08

ACTIVITY	Contract
Contract assess and fit appliances (case starts) as a percentage of Area Team case starts	12.8 %

Cumulative percentage of contracted UOA delivered 2018 & 2019



Month	Adjusted Scheduled Activity (UOA)		
	2017	2018	2019
April	762	336	1,558
May	1,499	2,415	3,496
June	2,558	3,066	5,092
July	3,701	3,885	6,291
August	4,542	4,666	7,425
September	5,662	5,405	8,979
October	6,733	6,712	10,323
November	8,269	8,014	11,310
December	9,850	9,316	12,196
January	10,988	10,619	12,721
February	12,332	12,134	12,826
March	13,218	13,336	13,204
April	13,260	13,378	
May	13,260	13,379	
June	13,260	13,378	

#### QUANTITY METRICS (rolling 12 month period)

	Contract Quantity	Contract Base Number	Contract *	Area Team	Region	England
% of all assessments that were assess and fit appliances (case starts)	643	645	99.7%	59.8%	57.1%	59.2%
% of all assessments that were assess and refuse	1	645	0.2%	8.7%	11.5%	12.0%
% of all assessments that were assess and review	1	645	0.2%	31.5%	31.4%	28.8%
% of case starts with a reported IOTN of 3 and Aesthetic Component of 5 or below	0	643	N/A	0.5%	0.1%	0.1%
% of case starts with a reported IOTN of 3 and Aesthetic Component of 6 or above	4	643	0.6%	3.8%	3.9%	3.9%
% of case starts with a reported IOTN of 4	568	643	88.3%	69.2%	75.9%	77.6%
% of case starts with a reported IOTN of 5	69	643	10.7%	24.5%	17.9%	16.7 %
% of concluded courses in receipt of dual-arch fixed appliances	20	570	3.5%	65.1%	69.5%	72.9%
% of concluded courses where treatment was abandoned or discontinued	39	570	6.8%	9.4%	9.7%	8.7%
% of patients satisfied with the treatment they have received	13	14	92.9%	91.3%	95.2%	95.7%

\* Figures in italics indicate that the base number is less than 100.

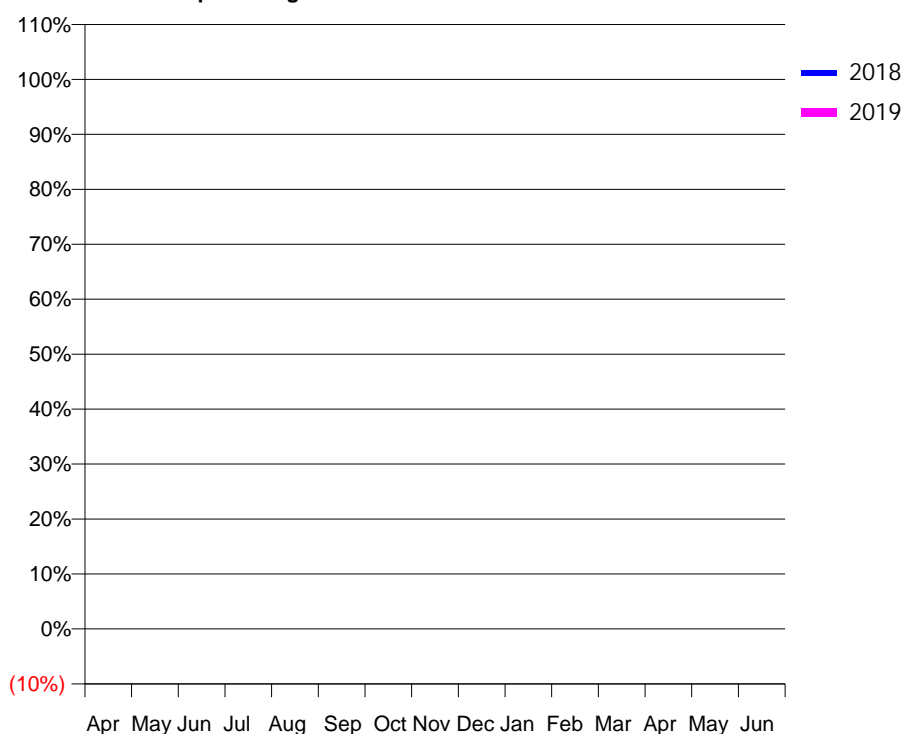
### Q59 - Vital Signs Orthodontic At a Glance Contract Report for 243868/0011 - March 2019

Name or company name	Holywell House Orthodontics Limited	18/19 Contracted general activity (UDA)	0
Contract type name	PDS Contract	Carry forward general activity (UDA)	0
Purpose of contract	General and Orthodontic	18/19 Contracted orthodontic activity (UOA)	0
Contract start date	01/12/2008	Carry forward orthodontic activity (UOA)	0
Contract end date	26/06/2020	Baseline contract value	£307,341.02

ACCESS	Contract	England and Wales
24 month ratio of assessments to patient IDs	1.03	1.08

ACTIVITY	Contract
Contract assess and fit appliances (case starts) as a percentage of Area Team case starts	3.6 %

Cumulative percentage of contracted UOA delivered 2018 & 2019



Month	Adjusted Scheduled Activity (UOA)		
	2017	2018	2019
April	194	42	192
May	305	323	590
June	500	515	766
July	783	896	1,153
August	1,126	1,110	1,505
September	1,383	1,282	1,775
October	1,447	1,496	2,117
November	1,472	1,669	2,716
December	1,792	1,862	2,943
January	2,007	1,949	3,208
February	2,372	2,119	3,552
March	2,568	2,267	3,849
April	2,678	2,352	
May	2,678	2,352	
June	2,678	2,352	

### QUANTITY METRICS (rolling 12 month period)

	Contract Quantity	Contract Base Number	Contract *	Area Team	Region	England
% of all assessments that were assess and fit appliances (case starts)	180	350	51.4%	59.8%	57.1%	59.2%
% of all assessments that were assess and refuse	2	350	0.6%	8.7%	11.5%	12.0%
% of all assessments that were assess and review	168	350	48.0%	31.5%	31.4%	28.8%
% of case starts with a reported IOTN of 3 and Aesthetic Component of 5 or below	0	180	N/A	0.5%	0.1%	0.1%
% of case starts with a reported IOTN of 3 and Aesthetic Component of 6 or above	0	180	N/A	3.8%	3.9%	3.9%
% of case starts with a reported IOTN of 4	1	180	0.6%	69.2%	75.9%	77.6%
% of case starts with a reported IOTN of 5	179	180	99.4%	24.5%	17.9%	16.7 %
% of concluded courses in receipt of dual-arch fixed appliances	0	76	N/A	65.1%	69.5%	72.9%
% of concluded courses where treatment was abandoned or discontinued	3	76	3.9%	9.4%	9.7%	8.7%
% of patients satisfied with the treatment they have received	5	5	100.0%	91.3%	95.2%	95.7%

\* Figures in italics indicate that the base number is less than 100.

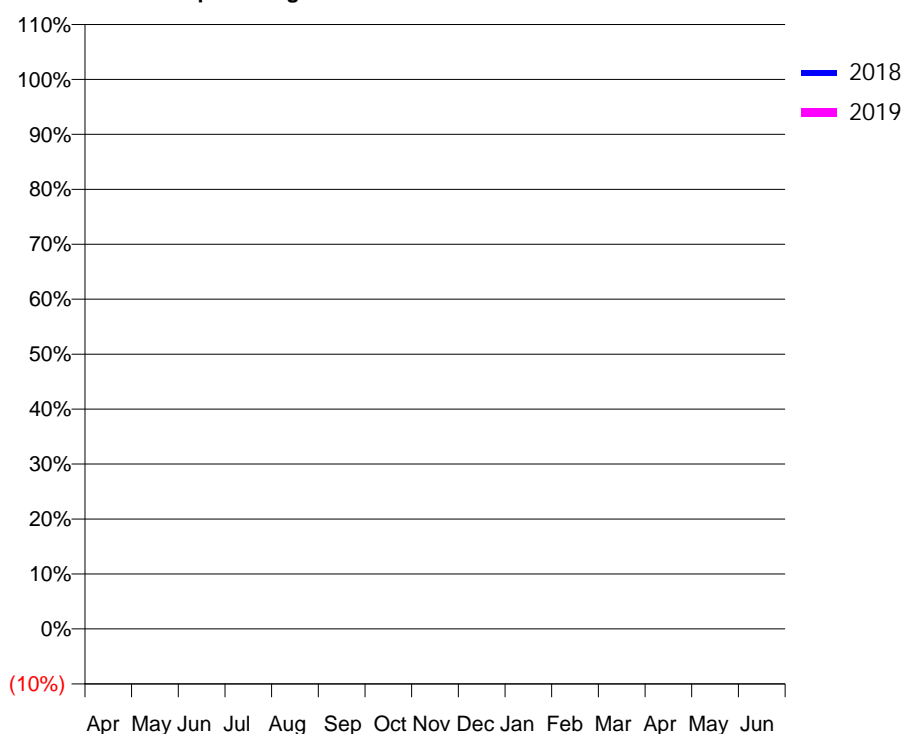
### Q59 - Vital Signs Orthodontic At a Glance Contract Report for 321389/0004 - March 2019

Name or company name	MISS CL TRACEY	18/19 Contracted general activity (UDA)	0
Contract type name	PDS Contract	Carry forward general activity (UDA)	0
Purpose of contract	General and Orthodontic	18/19 Contracted orthodontic activity (UOA)	0
Contract start date	16/03/2014	Carry forward orthodontic activity (UOA)	0
Contract end date	26/06/2020	Baseline contract value	£108,558.04

ACCESS	Contract	England and Wales
24 month ratio of assessments to patient IDs	1.03	1.08

ACTIVITY	Contract
Contract assess and fit appliances (case starts) as a percentage of Area Team case starts	1.2 %

Cumulative percentage of contracted UOA delivered 2018 & 2019



Month	Adjusted Scheduled Activity (UOA)		
	2017	2018	2019
April	0	0	0
May	22	84	106
June	171	233	128
July	257	422	171
August	321	486	171
September	515	594	362
October	641	705	408
November	727	752	538
December	858	862	667
January	945	884	765
February	1,055	1,054	957
March	1,204	1,308	1,042
April	1,352	1,519	
May	1,352	1,520	
June	1,352	1,520	

### QUANTITY METRICS (rolling 12 month period)

	Contract Quantity	Contract Base Number	Contract *	Area Team	Region	England
% of all assessments that were assess and fit appliances (case starts)	58	100	58.0%	59.8%	57.1%	59.2%
% of all assessments that were assess and refuse	1	100	1.0%	8.7%	11.5%	12.0%
% of all assessments that were assess and review	41	100	41.0%	31.5%	31.4%	28.8%
% of case starts with a reported IOTN of 3 and Aesthetic Component of 5 or below	0	58	<i>N/A</i>	0.5%	0.1%	0.1%
% of case starts with a reported IOTN of 3 and Aesthetic Component of 6 or above	0	58	<i>N/A</i>	3.8%	3.9%	3.9%
% of case starts with a reported IOTN of 4	12	58	20.7%	69.2%	75.9%	77.6%
% of case starts with a reported IOTN of 5	46	58	79.3%	24.5%	17.9%	16.7 %
% of concluded courses in receipt of dual-arch fixed appliances	0	75	<i>N/A</i>	65.1%	69.5%	72.9%
% of concluded courses where treatment was abandoned or discontinued	20	75	26.7%	9.4%	9.7%	8.7%
% of patients satisfied with the treatment they have received	1	1	100.0%	91.3%	95.2%	95.7%

\* Figures in italics indicate that the base number is less than 100.

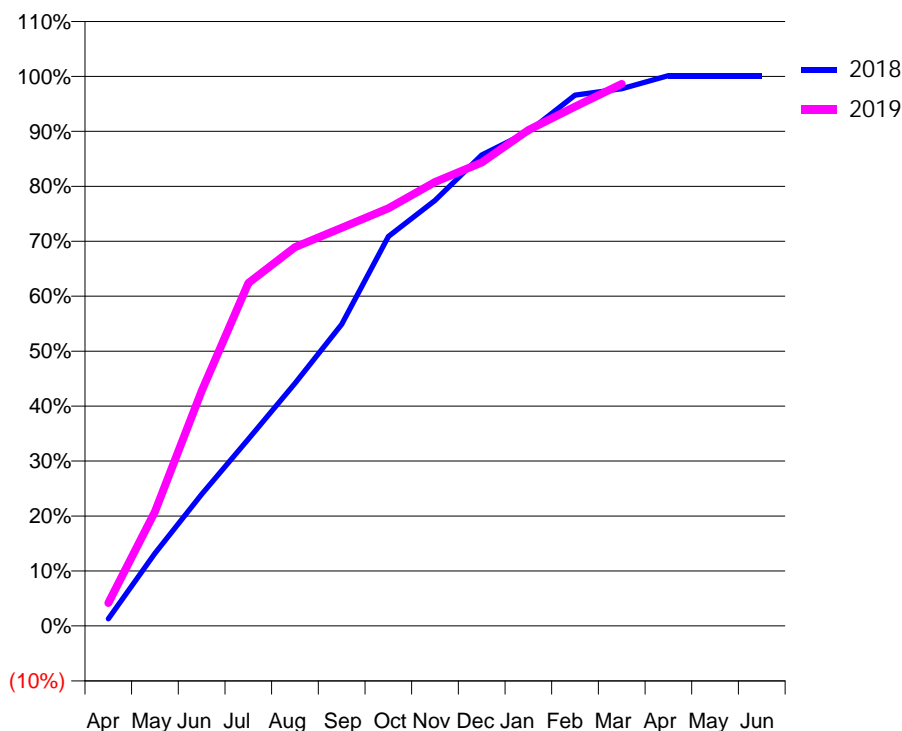
### Q59 - Vital Signs Orthodontic At a Glance Contract Report for 397156/0001 - March 2019

Name or company name	MR MD CLARE	18/19 Contracted general activity (UDA)	0
Contract type name	PDS Contract	Carry forward general activity (UDA)	0
Purpose of contract	Orthodontic	18/19 Contracted orthodontic activity (UOA)	3,554
Contract start date	01/04/2006	Carry forward orthodontic activity (UOA)	0
Contract end date	31/03/2019	Baseline contract value	£242,487.48

ACCESS	Contract	England and Wales
24 month ratio of assessments to patient IDs	1.02	1.08

ACTIVITY	Contract
Contract assess and fit appliances (case starts) as a percentage of Area Team case starts	3.4 %

Cumulative percentage of contracted UOA delivered 2018 & 2019



Month	Adjusted Scheduled Activity (UOA)		
	2017	2018	2019
April	231	46	149
May	510	470	739
June	682	852	1,519
July	1,211	1,209	2,218
August	1,715	1,568	2,449
September	2,095	1,950	2,575
October	2,263	2,519	2,701
November	2,452	2,752	2,871
December	2,834	3,046	2,997
January	3,044	3,197	3,207
February	3,296	3,432	3,358
March	3,453	3,474	3,505
April	3,516	3,559	
May	3,516	3,559	
June	3,516	3,559	

#### QUANTITY METRICS (rolling 12 month period)

	Contract Quantity	Contract Base Number	Contract *	Area Team	Region	England
% of all assessments that were assess and fit appliances (case starts)	171	171	100.0%	59.8%	57.1%	59.2%
% of all assessments that were assess and refuse	0	171	0.0%	8.7%	11.5%	12.0%
% of all assessments that were assess and review	0	171	0.0%	31.5%	31.4%	28.8%
% of case starts with a reported IOTN of 3 and Aesthetic Component of 5 or below	0	171	N/A	0.5%	0.1%	0.1%
% of case starts with a reported IOTN of 3 and Aesthetic Component of 6 or above	2	171	1.2%	3.8%	3.9%	3.9%
% of case starts with a reported IOTN of 4	155	171	90.6%	69.2%	75.9%	77.6%
% of case starts with a reported IOTN of 5	13	171	7.6%	24.5%	17.9%	16.7 %
% of concluded courses in receipt of dual-arch fixed appliances	114	120	95.0%	65.1%	69.5%	72.9%
% of concluded courses where treatment was abandoned or discontinued	6	120	5.0%	9.4%	9.7%	8.7%
% of patients satisfied with the treatment they have received	3	3	100.0%	91.3%	95.2%	95.7%

\* Figures in italics indicate that the base number is less than 100.

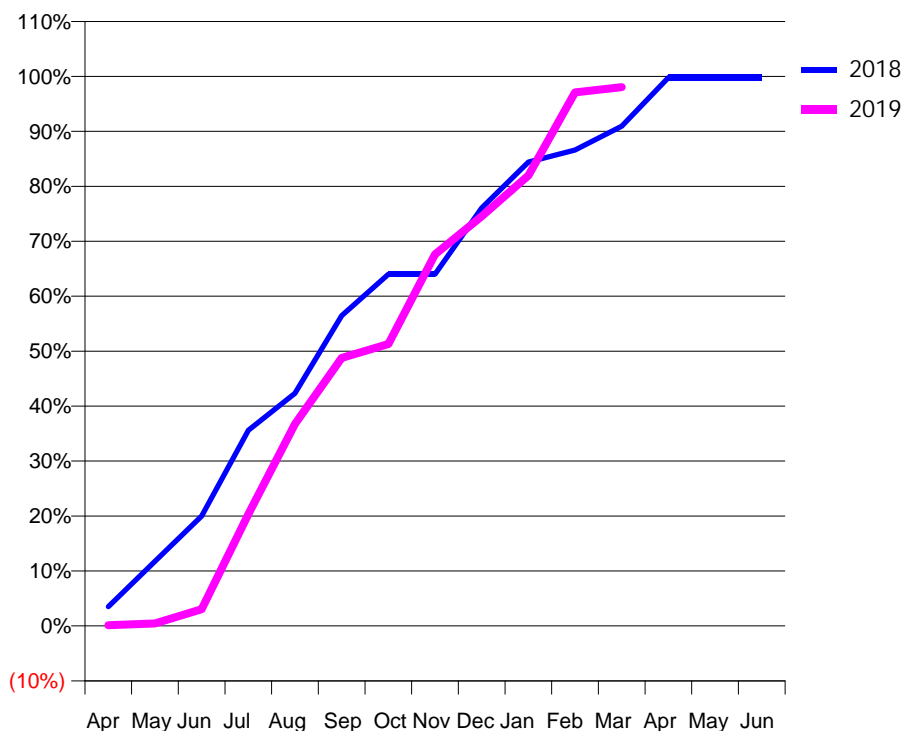
### Q59 - Vital Signs Orthodontic At a Glance Contract Report for 564249/0001 - March 2019

Name or company name	Melton Orthodontics Limited	18/19 Contracted general activity (UDA)	0
Contract type name	PDS Contract	Carry forward general activity (UDA)	0
Purpose of contract	Orthodontic	18/19 Contracted orthodontic activity (UOA)	6,759
Contract start date	01/04/2006	Carry forward orthodontic activity (UOA)	12
Contract end date	26/06/2020	Baseline contract value	£417,866.25

ACCESS	Contract	England and Wales
24 month ratio of assessments to patient IDs	1.17	1.08

ACTIVITY	Contract
Contract assess and fit appliances (case starts) as a percentage of Area Team case starts	6.9 %

Cumulative percentage of contracted UOA delivered 2018 & 2019



Month	Adjusted Scheduled Activity (UOA)		
	2017	2018	2019
April	0	215	9
May	1,146	720	30
June	1,146	1,226	206
July	2,199	2,183	1,375
August	3,578	2,595	2,484
September	3,578	3,461	3,296
October	3,578	3,923	3,467
November	5,254	3,923	4,569
December	5,254	4,662	5,038
January	5,797	5,174	5,540
February	5,829	5,308	6,562
March	5,944	5,574	6,627
April	6,008	6,118	
May	6,154	6,118	
June	6,154	6,118	

#### QUANTITY METRICS (rolling 12 month period)

	Contract Quantity	Contract Base Number	Contract *	Area Team	Region	England
% of all assessments that were assess and fit appliances (case starts)	347	424	81.8%	59.8%	57.1%	59.2%
% of all assessments that were assess and refuse	70	424	16.5%	8.7%	11.5%	12.0%
% of all assessments that were assess and review	7	424	1.7%	31.5%	31.4%	28.8%
% of case starts with a reported IOTN of 3 and Aesthetic Component of 5 or below	0	347	N/A	0.5%	0.1%	0.1%
% of case starts with a reported IOTN of 3 and Aesthetic Component of 6 or above	47	347	13.5%	3.8%	3.9%	3.9%
% of case starts with a reported IOTN of 4	252	347	72.6%	69.2%	75.9%	77.6%
% of case starts with a reported IOTN of 5	48	347	13.8%	24.5%	17.9%	16.7 %
% of concluded courses in receipt of dual-arch fixed appliances	255	291	87.6%	65.1%	69.5%	72.9%
% of concluded courses where treatment was abandoned or discontinued	14	291	4.8%	9.4%	9.7%	8.7%
% of patients satisfied with the treatment they have received	4	4	100.0%	91.3%	95.2%	95.7%

\* Figures in italics indicate that the base number is less than 100.



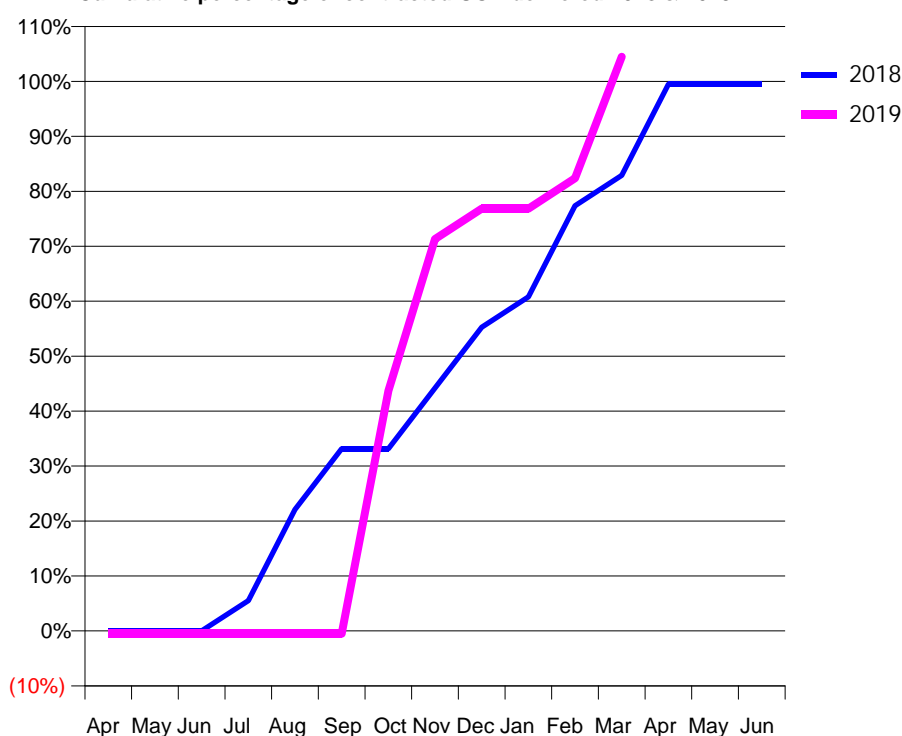
### Q59 - Vital Signs Orthodontic At a Glance Contract Report for 570230/0002 - March 2019

Name or company name	MR RM ALLEN	18/19 Contracted general activity (UDA)	9,599
Contract type name	GDS Contract	Carry forward general activity (UDA)	50
Purpose of contract	General and Orthodontic	18/19 Contracted orthodontic activity (UOA)	380
Contract start date	01/04/2006	Carry forward orthodontic activity (UOA)	2
Contract end date		Baseline contract value	£280,805.04

ACCESS	Contract	England and Wales
24 month ratio of assessments to patient IDs	1.08	1.08

ACTIVITY	Contract
Contract assess and fit appliances (case starts) as a percentage of Area Team case starts	0.5 %

Cumulative percentage of contracted UOA delivered 2018 & 2019



Month	Adjusted Scheduled Activity (UOA)		
	2017	2018	2019
April	-2	0	-2
May	-2	0	-2
June	-2	0	-2
July	19	21	-2
August	19	84	-2
September	19	126	-2
October	40	126	166
November	40	168	271
December	125	210	292
January	146	231	292
February	167	294	313
March	188	315	397
April	293	378	
May	377	378	
June	398	378	

#### QUANTITY METRICS (rolling 12 month period)

	Contract Quantity	Contract Base Number	Contract *	Area Team	Region	England
% of all assessments that were assess and fit appliances (case starts)	23	23	100.0%	59.8%	57.1%	59.2%
% of all assessments that were assess and refuse	0	23	0.0%	8.7%	11.5%	12.0%
% of all assessments that were assess and review	0	23	0.0%	31.5%	31.4%	28.8%
% of case starts with a reported IOTN of 3 and Aesthetic Component of 5 or below	0	23	N/A	0.5%	0.1%	0.1%
% of case starts with a reported IOTN of 3 and Aesthetic Component of 6 or above	1	23	4.3%	3.8%	3.9%	3.9%
% of case starts with a reported IOTN of 4	15	23	65.2%	69.2%	75.9%	77.6%
% of case starts with a reported IOTN of 5	6	23	26.1%	24.5%	17.9%	16.7 %
% of concluded courses in receipt of dual-arch fixed appliances	0	7	N/A	65.1%	69.5%	72.9%
% of concluded courses where treatment was abandoned or discontinued	1	7	14.3%	9.4%	9.7%	8.7%
% of patients satisfied with the treatment they have received	0	0	N/A	91.3%	95.2%	95.7%

\* Figures in italics indicate that the base number is less than 100.

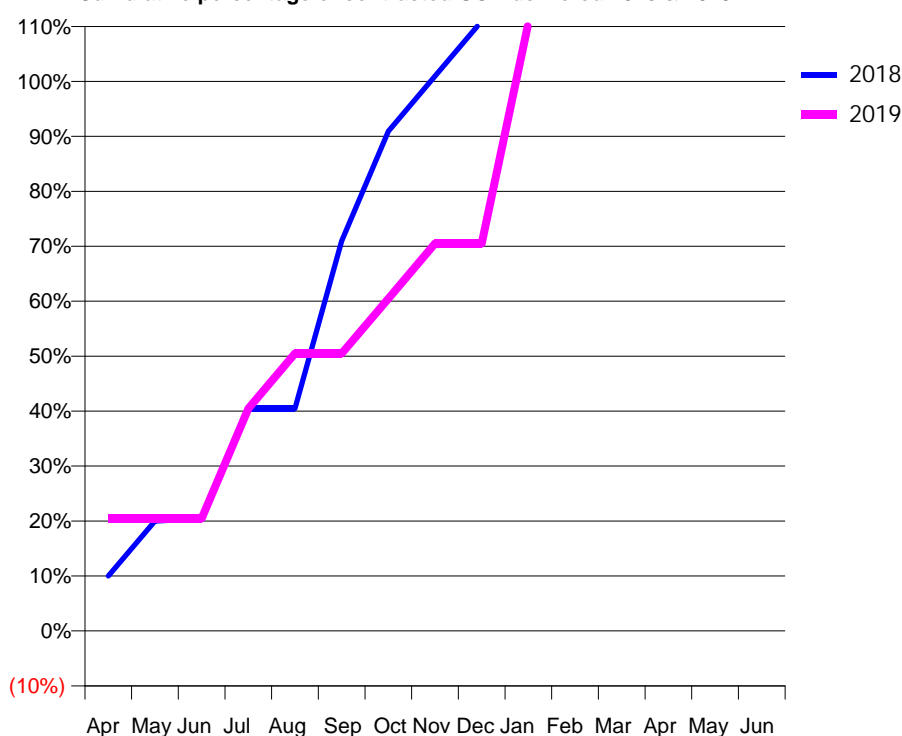
### Q59 - Vital Signs Orthodontic At a Glance Contract Report for 573477/0001 - March 2019

Name or company name	MR TW POWELL	18/19 Contracted general activity (UDA)	20,000
Contract type name	GDS Contract	Carry forward general activity (UDA)	0
Purpose of contract	General and Orthodontic	18/19 Contracted orthodontic activity (UOA)	210
Contract start date	01/04/2006	Carry forward orthodontic activity (UOA)	0
Contract end date		Baseline contract value	£513,596.80

ACCESS	Contract	England and Wales
24 month ratio of assessments to patient IDs	1.00	1.08

ACTIVITY	Contract
Contract assess and fit appliances (case starts) as a percentage of Area Team case starts	0.2 %

Cumulative percentage of contracted UOA delivered 2018 & 2019



Month	Adjusted Scheduled Activity (UOA)		
	2017	2018	2019
April	0	21	43
May	21	42	43
June	42	43	43
July	126	85	85
August	232	85	106
September	232	149	106
October	234	191	127
November	234	212	148
December	234	233	148
January	237	233	232
February	237	233	233
March	237	233	233
April	237	233	
May	237	233	
June	237	233	

### QUANTITY METRICS (rolling 12 month period)

	Contract Quantity	Contract Base Number	Contract *	Area Team	Region	England
% of all assessments that were assess and fit appliances (case starts)	11	13	84.6%	59.8%	57.1%	59.2%
% of all assessments that were assess and refuse	0	13	0.0%	8.7%	11.5%	12.0%
% of all assessments that were assess and review	2	13	15.4%	31.5%	31.4%	28.8%
% of case starts with a reported IOTN of 3 and Aesthetic Component of 5 or below	0	11	N/A	0.5%	0.1%	0.1%
% of case starts with a reported IOTN of 3 and Aesthetic Component of 6 or above	6	11	54.5%	3.8%	3.9%	3.9%
% of case starts with a reported IOTN of 4	5	11	45.5%	69.2%	75.9%	77.6%
% of case starts with a reported IOTN of 5	0	11	N/A	24.5%	17.9%	16.7 %
% of concluded courses in receipt of dual-arch fixed appliances	3	8	37.5%	65.1%	69.5%	72.9%
% of concluded courses where treatment was abandoned or discontinued	1	8	12.5%	9.4%	9.7%	8.7%
% of patients satisfied with the treatment they have received	0	0	N/A	91.3%	95.2%	95.7%

\* Figures in italics indicate that the base number is less than 100.

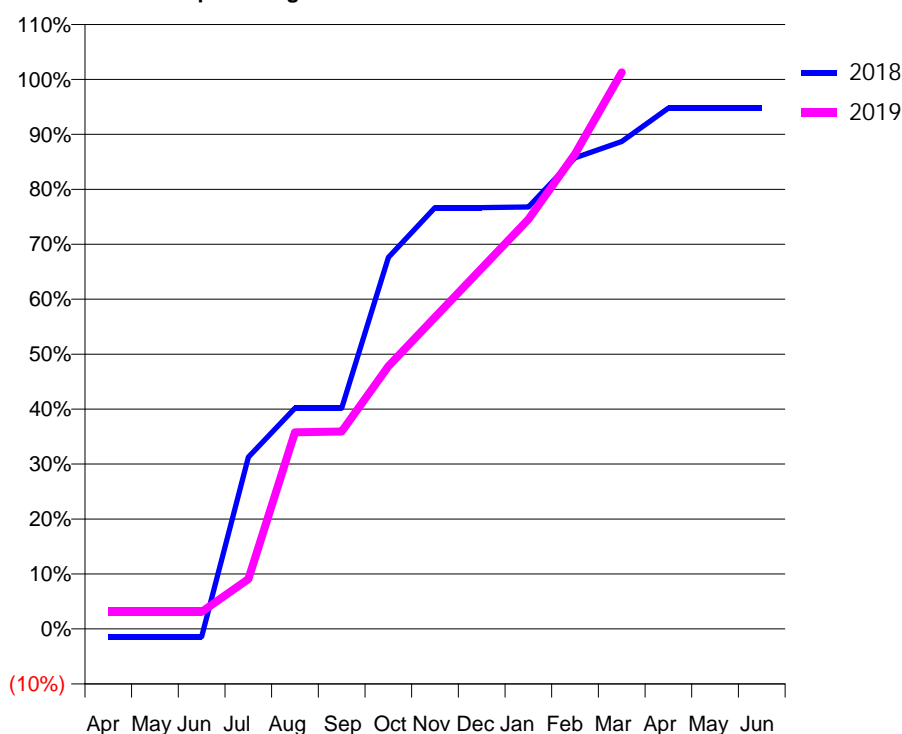
### Q59 - Vital Signs Orthodontic At a Glance Contract Report for 796964/0002 - March 2019

Name or company name	MR A SMITH	18/19 Contracted general activity (UDA)	33,500
Contract type name	GDS Contract	Carry forward general activity (UDA)	0
Purpose of contract	General and Orthodontic	18/19 Contracted orthodontic activity (UOA)	707
Contract start date	01/08/2014	Carry forward orthodontic activity (UOA)	0
Contract end date		Baseline contract value	£961,334.38

ACCESS	Contract	England and Wales
24 month ratio of assessments to patient IDs	1.01	1.08

ACTIVITY	Contract
Contract assess and fit appliances (case starts) as a percentage of Area Team case starts	0.7 %

Cumulative percentage of contracted UOA delivered 2018 & 2019



Month	Adjusted Scheduled Activity (UOA)		
	2017	2018	2019
April	0	-10	22
May	1	-10	22
June	1	-10	22
July	85	221	64
August	128	284	253
September	212	284	254
October	233	478	338
November	233	542	401
December	298	542	464
January	508	543	527
February	613	606	611
March	613	627	716
April	697	670	
May	697	670	
June	697	670	

#### QUANTITY METRICS (rolling 12 month period)

	Contract Quantity	Contract Base Number	Contract *	Area Team	Region	England
% of all assessments that were assess and fit appliances (case starts)	36	39	92.3%	59.8%	57.1%	59.2%
% of all assessments that were assess and refuse	1	39	2.6%	8.7%	11.5%	12.0%
% of all assessments that were assess and review	2	39	5.1%	31.5%	31.4%	28.8%
% of case starts with a reported IOTN of 3 and Aesthetic Component of 5 or below	0	36	<i>N/A</i>	0.5%	0.1%	0.1%
% of case starts with a reported IOTN of 3 and Aesthetic Component of 6 or above	0	36	<i>N/A</i>	3.8%	3.9%	3.9%
% of case starts with a reported IOTN of 4	35	36	97.2%	69.2%	75.9%	77.6%
% of case starts with a reported IOTN of 5	1	36	2.8%	24.5%	17.9%	16.7 %
% of concluded courses in receipt of dual-arch fixed appliances	0	2	<i>N/A</i>	65.1%	69.5%	72.9%
% of concluded courses where treatment was abandoned or discontinued	2	2	100.0%	9.4%	9.7%	8.7%
% of patients satisfied with the treatment they have received	1	2	50.0%	91.3%	95.2%	95.7%

\* Figures in italics indicate that the base number is less than 100.

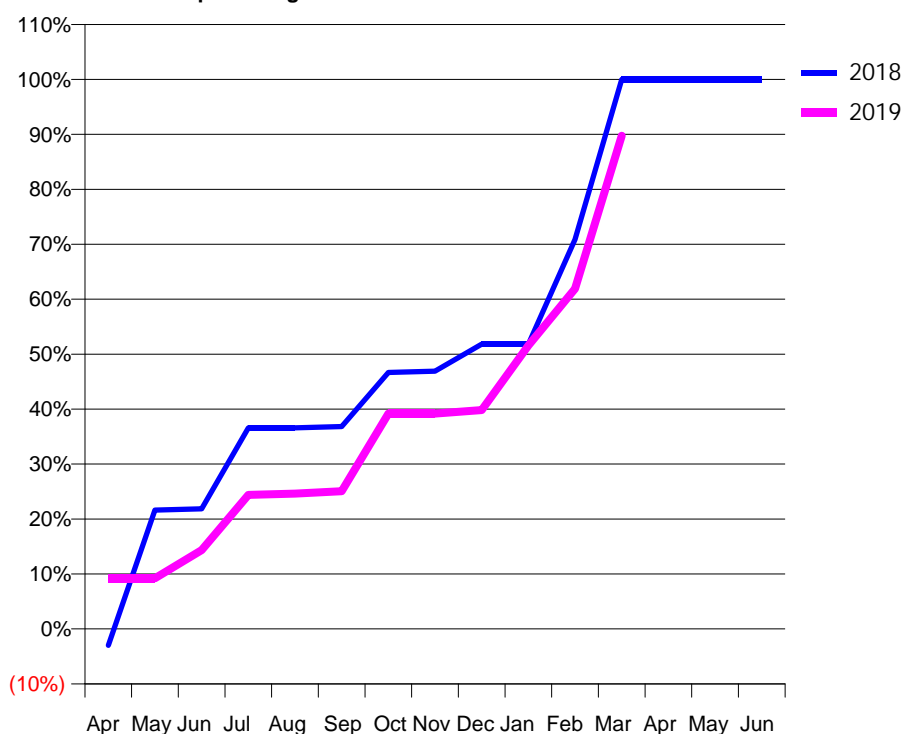
### Q59 - Vital Signs Orthodontic At a Glance Contract Report for 812692/0001 - March 2019

Name or company name	MR RD KIDY	18/19 Contracted general activity (UDA)	18,737
Contract type name	GDS Contract	Carry forward general activity (UDA)	0
Purpose of contract	General and Orthodontic	18/19 Contracted orthodontic activity (UOA)	467
Contract start date	01/04/2006	Carry forward orthodontic activity (UOA)	0
Contract end date		Baseline contract value	£421,369.82

ACCESS	Contract	England and Wales
24 month ratio of assessments to patient IDs	1.20	1.08

ACTIVITY	Contract
Contract assess and fit appliances (case starts) as a percentage of Area Team case starts	0.4 %

Cumulative percentage of contracted UOA delivered 2018 & 2019



Month	Adjusted Scheduled Activity (UOA)		
	2017	2018	2019
April	-5	-14	43
May	-5	101	43
June	61	102	67
July	148	171	114
August	235	171	115
September	235	172	117
October	362	218	183
November	383	219	183
December	427	242	186
January	450	242	241
February	450	331	289
March	451	467	419
April	453	467	
May	453	467	
June	453	467	

#### QUANTITY METRICS (rolling 12 month period)

	Contract Quantity	Contract Base Number	Contract *	Area Team	Region	England
% of all assessments that were assess and fit appliances (case starts)	20	57	35.1%	59.8%	57.1%	59.2%
% of all assessments that were assess and refuse	3	57	5.3%	8.7%	11.5%	12.0%
% of all assessments that were assess and review	34	57	59.6%	31.5%	31.4%	28.8%
% of case starts with a reported IOTN of 3 and Aesthetic Component of 5 or below	0	20	<i>N/A</i>	0.5%	0.1%	0.1%
% of case starts with a reported IOTN of 3 and Aesthetic Component of 6 or above	0	20	<i>N/A</i>	3.8%	3.9%	3.9%
% of case starts with a reported IOTN of 4	19	20	95.0%	69.2%	75.9%	77.6%
% of case starts with a reported IOTN of 5	1	20	5.0%	24.5%	17.9%	16.7 %
% of concluded courses in receipt of dual-arch fixed appliances	12	12	100.0%	65.1%	69.5%	72.9%
% of concluded courses where treatment was abandoned or discontinued	0	12	0.0%	9.4%	9.7%	8.7%
% of patients satisfied with the treatment they have received	0	0	<i>N/A</i>	91.3%	95.2%	95.7%

\* Figures in italics indicate that the base number is less than 100.

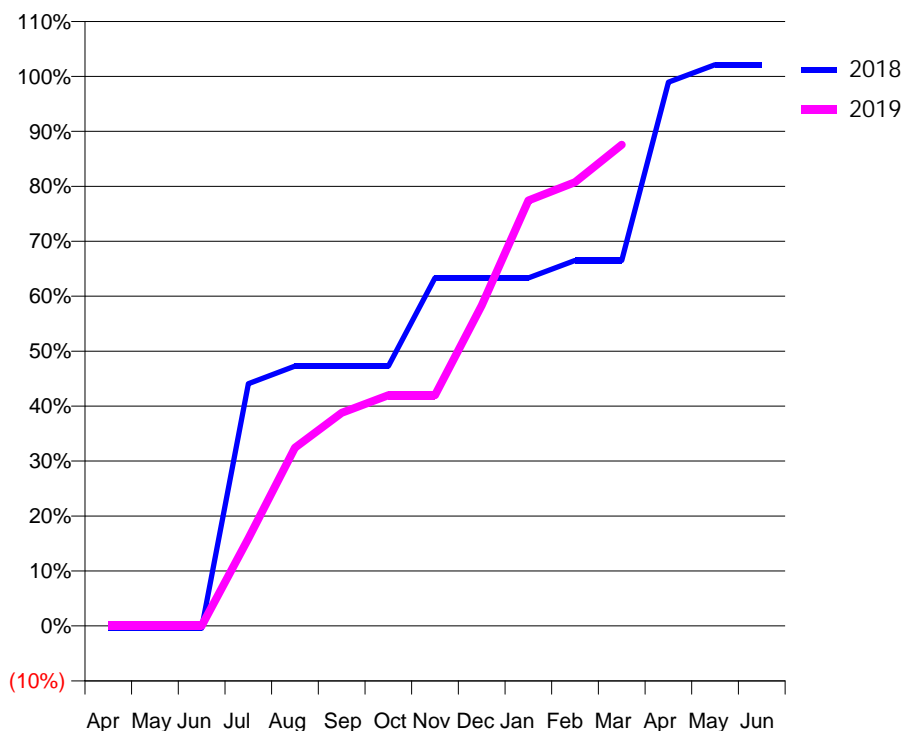
### Q59 - Vital Signs Orthodontic At a Glance Contract Report for 840386/0002 - March 2019

Name or company name	Ms P Kaur and Mr A Gemmell	18/19 Contracted general activity (UDA)	21,500
Contract type name	GDS Contract	Carry forward general activity (UDA)	0
Purpose of contract	General and Orthodontic	18/19 Contracted orthodontic activity (UOA)	660
Contract start date	01/08/2009	Carry forward orthodontic activity (UOA)	0
Contract end date		Baseline contract value	£532,374.63

ACCESS	Contract	England and Wales
24 month ratio of assessments to patient IDs	1.00	1.08

ACTIVITY	Contract
Contract assess and fit appliances (case starts) as a percentage of Area Team case starts	0.8 %

Cumulative percentage of contracted UOA delivered 2018 & 2019



Month	Adjusted Scheduled Activity (UOA)		
	2017	2018	2019
April	-62	-3	0
May	-62	-3	0
June	-62	-3	0
July	68	291	105
August	68	312	214
September	195	312	256
October	195	312	277
November	279	418	277
December	531	418	385
January	531	418	511
February	531	439	533
March	531	439	578
April	531	653	
May	573	674	
June	657	674	

#### QUANTITY METRICS (rolling 12 month period)

	Contract Quantity	Contract Base Number	Contract *	Area Team	Region	England
% of all assessments that were assess and fit appliances (case starts)	38	57	66.7%	59.8%	57.1%	59.2%
% of all assessments that were assess and refuse	3	57	5.3%	8.7%	11.5%	12.0%
% of all assessments that were assess and review	16	57	28.1%	31.5%	31.4%	28.8%
% of case starts with a reported IOTN of 3 and Aesthetic Component of 5 or below	0	38	<i>N/A</i>	0.5%	0.1%	0.1%
% of case starts with a reported IOTN of 3 and Aesthetic Component of 6 or above	0	38	<i>N/A</i>	3.8%	3.9%	3.9%
% of case starts with a reported IOTN of 4	36	38	94.7%	69.2%	75.9%	77.6%
% of case starts with a reported IOTN of 5	1	38	2.6%	24.5%	17.9%	16.7 %
% of concluded courses in receipt of dual-arch fixed appliances	0	0	<i>N/A</i>	65.1%	69.5%	72.9%
% of concluded courses where treatment was abandoned or discontinued	0	0	<i>N/A</i>	9.4%	9.7%	8.7%
% of patients satisfied with the treatment they have received	0	0	<i>N/A</i>	91.3%	95.2%	95.7%

\* Figures in italics indicate that the base number is less than 100.

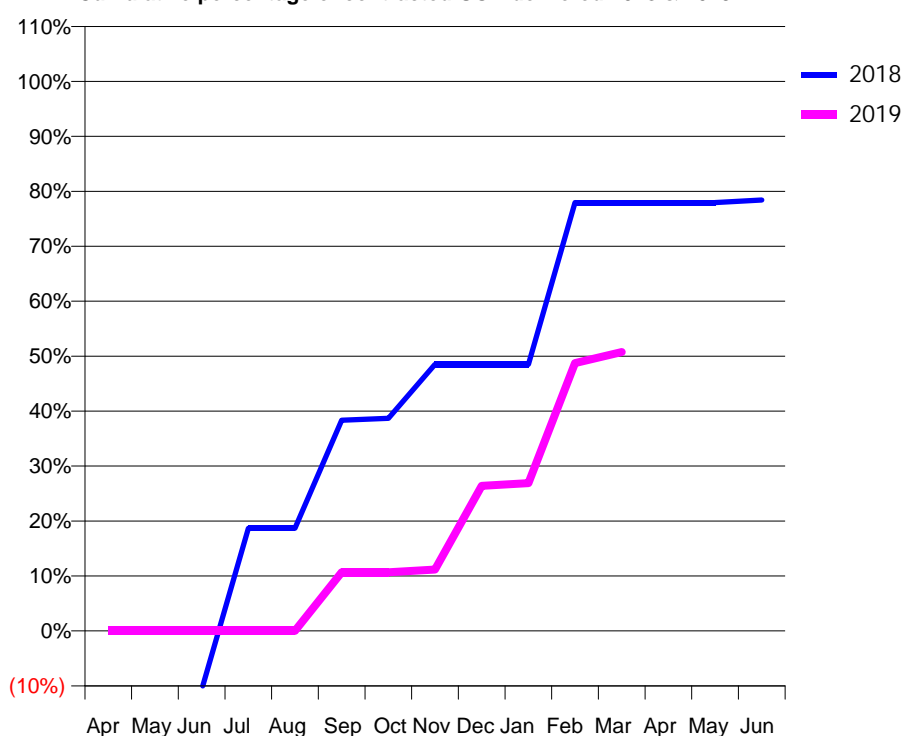
### Q59 - Vital Signs Orthodontic At a Glance Contract Report for 888761/0001 - March 2019

Name or company name	MR JF HAWKINS	18/19 Contracted general activity (UDA)	2,400
Contract type name	GDS Contract	Carry forward general activity (UDA)	0
Purpose of contract	General and Orthodontic	18/19 Contracted orthodontic activity (UOA)	197
Contract start date	01/04/2006	Carry forward orthodontic activity (UOA)	0
Contract end date		Baseline contract value	£67,827.44

ACCESS	Contract	England and Wales
24 month ratio of assessments to patient IDs	1.00	1.08

ACTIVITY	Contract
Contract assess and fit appliances (case starts) as a percentage of Area Team case starts	0.1 %

Cumulative percentage of contracted UOA delivered 2018 & 2019



Month	Adjusted Scheduled Activity (UOA)		
	2017	2018	2019
April	-4	-23	0
May	20	-23	0
June	20	-23	0
July	20	40	0
August	20	40	0
September	84	82	21
October	127	83	21
November	148	104	22
December	150	104	52
January	151	104	53
February	152	167	96
March	153	167	100
April	174	167	
May	174	167	
June	174	168	

### QUANTITY METRICS (rolling 12 month period)

	Contract Quantity	Contract Base Number	Contract *	Area Team	Region	England
% of all assessments that were assess and fit appliances (case starts)	4	21	19.0%	59.8%	57.1%	59.2%
% of all assessments that were assess and refuse	11	21	52.4%	8.7%	11.5%	12.0%
% of all assessments that were assess and review	6	21	28.6%	31.5%	31.4%	28.8%
% of case starts with a reported IOTN of 3 and Aesthetic Component of 5 or below	1	4	25.0%	0.5%	0.1%	0.1%
% of case starts with a reported IOTN of 3 and Aesthetic Component of 6 or above	0	4	N/A	3.8%	3.9%	3.9%
% of case starts with a reported IOTN of 4	3	4	75.0%	69.2%	75.9%	77.6%
% of case starts with a reported IOTN of 5	0	4	N/A	24.5%	17.9%	16.7 %
% of concluded courses in receipt of dual-arch fixed appliances	0	7	N/A	65.1%	69.5%	72.9%
% of concluded courses where treatment was abandoned or discontinued	0	7	0.0%	9.4%	9.7%	8.7%
% of patients satisfied with the treatment they have received	0	0	N/A	91.3%	95.2%	95.7%

\* Figures in italics indicate that the base number is less than 100.

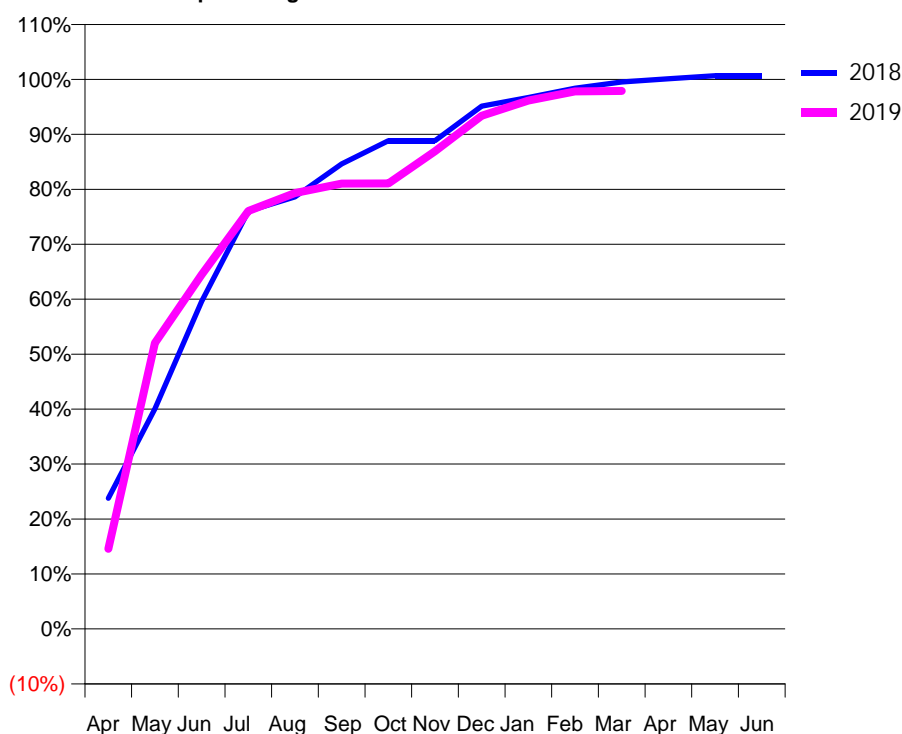
### Q59 - Vital Signs Orthodontic At a Glance Contract Report for 914541/0001 - March 2019

Name or company name	Melton Orthodontics No2 Ltd	18/19 Contracted general activity (UDA)	0
Contract type name	PDS Contract	Carry forward general activity (UDA)	0
Purpose of contract	Orthodontic	18/19 Contracted orthodontic activity (UOA)	4,045
Contract start date	01/04/2006	Carry forward orthodontic activity (UOA)	0
Contract end date	26/06/2020	Baseline contract value	£249,854.27

ACCESS	Contract	England and Wales
24 month ratio of assessments to patient IDs	1.16	1.08

ACTIVITY	Contract
Contract assess and fit appliances (case starts) as a percentage of Area Team case starts	3.8 %

Cumulative percentage of contracted UOA delivered 2018 & 2019



Month	Adjusted Scheduled Activity (UOA)		
	2017	2018	2019
April	0	875	589
May	1,980	1,475	2,104
June	1,980	2,195	2,608
July	2,888	2,800	3,076
August	3,187	2,895	3,208
September	3,187	3,116	3,278
October	3,187	3,272	3,279
November	3,415	3,272	3,516
December	3,415	3,503	3,778
January	3,562	3,561	3,890
February	3,591	3,624	3,956
March	3,687	3,666	3,959
April	3,695	3,687	
May	3,695	3,708	
June	3,695	3,708	

### QUANTITY METRICS (rolling 12 month period)

	Contract Quantity	Contract Base Number	Contract *	Area Team	Region	England
% of all assessments that were assess and fit appliances (case starts)	189	255	74.1%	59.8%	57.1%	59.2%
% of all assessments that were assess and refuse	58	255	22.7%	8.7%	11.5%	12.0%
% of all assessments that were assess and review	8	255	3.1%	31.5%	31.4%	28.8%
% of case starts with a reported IOTN of 3 and Aesthetic Component of 5 or below	0	189	N/A	0.5%	0.1%	0.1%
% of case starts with a reported IOTN of 3 and Aesthetic Component of 6 or above	24	189	12.7%	3.8%	3.9%	3.9%
% of case starts with a reported IOTN of 4	148	189	78.3%	69.2%	75.9%	77.6%
% of case starts with a reported IOTN of 5	17	189	9.0%	24.5%	17.9%	16.7 %
% of concluded courses in receipt of dual-arch fixed appliances	168	198	84.8%	65.1%	69.5%	72.9%
% of concluded courses where treatment was abandoned or discontinued	23	198	11.6%	9.4%	9.7%	8.7%
% of patients satisfied with the treatment they have received	4	4	100.0%	91.3%	95.2%	95.7%

\* Figures in italics indicate that the base number is less than 100.

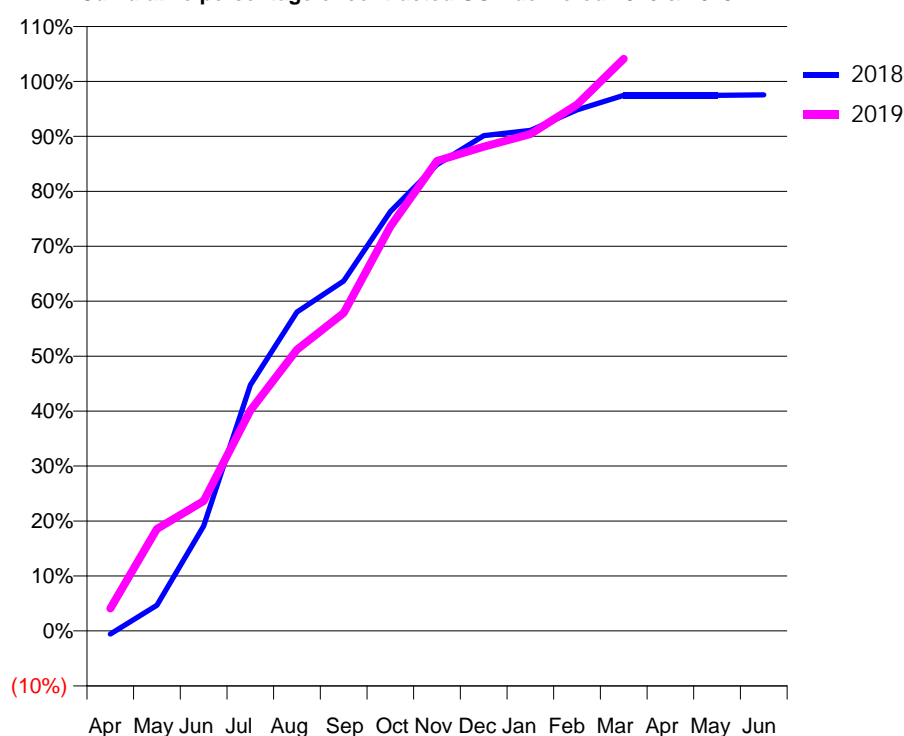
### Q59 - Vital Signs Orthodontic At a Glance Contract Report for 914975/0001 - March 2019

Name or company name	MR CR SUTTON	18/19 Contracted general activity (UDA)	1,350
Contract type name	GDS Contract	Carry forward general activity (UDA)	0
Purpose of contract	General and Orthodontic	18/19 Contracted orthodontic activity (UOA)	1,346
Contract start date	01/04/2006	Carry forward orthodontic activity (UOA)	33
Contract end date		Baseline contract value	£127,750.30

ACCESS	Contract	England and Wales
24 month ratio of assessments to patient IDs	1.38	1.08

ACTIVITY	Contract
Contract assess and fit appliances (case starts) as a percentage of Area Team case starts	1.3 %

Cumulative percentage of contracted UOA delivered 2018 & 2019



Month	Adjusted Scheduled Activity (UOA)		
	2017	2018	2019
April	73	-8	55
May	292	63	250
June	413	257	318
July	597	602	540
August	721	781	689
September	797	857	779
October	913	1,027	991
November	1,010	1,142	1,151
December	1,045	1,213	1,186
January	1,166	1,226	1,217
February	1,264	1,276	1,289
March	1,295	1,312	1,401
April	1,320	1,312	
May	1,320	1,312	
June	1,320	1,313	

### QUANTITY METRICS (rolling 12 month period)

	Contract Quantity	Contract Base Number	Contract *	Area Team	Region	England
% of all assessments that were assess and fit appliances (case starts)	64	155	41.3%	59.8%	57.1%	59.2%
% of all assessments that were assess and refuse	3	155	1.9%	8.7%	11.5%	12.0%
% of all assessments that were assess and review	88	155	56.8%	31.5%	31.4%	28.8%
% of case starts with a reported IOTN of 3 and Aesthetic Component of 5 or below	0	64	<i>N/A</i>	0.5%	0.1%	0.1%
% of case starts with a reported IOTN of 3 and Aesthetic Component of 6 or above	3	64	4.7%	3.8%	3.9%	3.9%
% of case starts with a reported IOTN of 4	54	64	84.4%	69.2%	75.9%	77.6%
% of case starts with a reported IOTN of 5	7	64	10.9%	24.5%	17.9%	16.7 %
% of concluded courses in receipt of dual-arch fixed appliances	5	54	9.3%	65.1%	69.5%	72.9%
% of concluded courses where treatment was abandoned or discontinued	6	54	11.1%	9.4%	9.7%	8.7%
% of patients satisfied with the treatment they have received	1	1	100.0%	91.3%	95.2%	95.7%

\* Figures in italics indicate that the base number is less than 100.



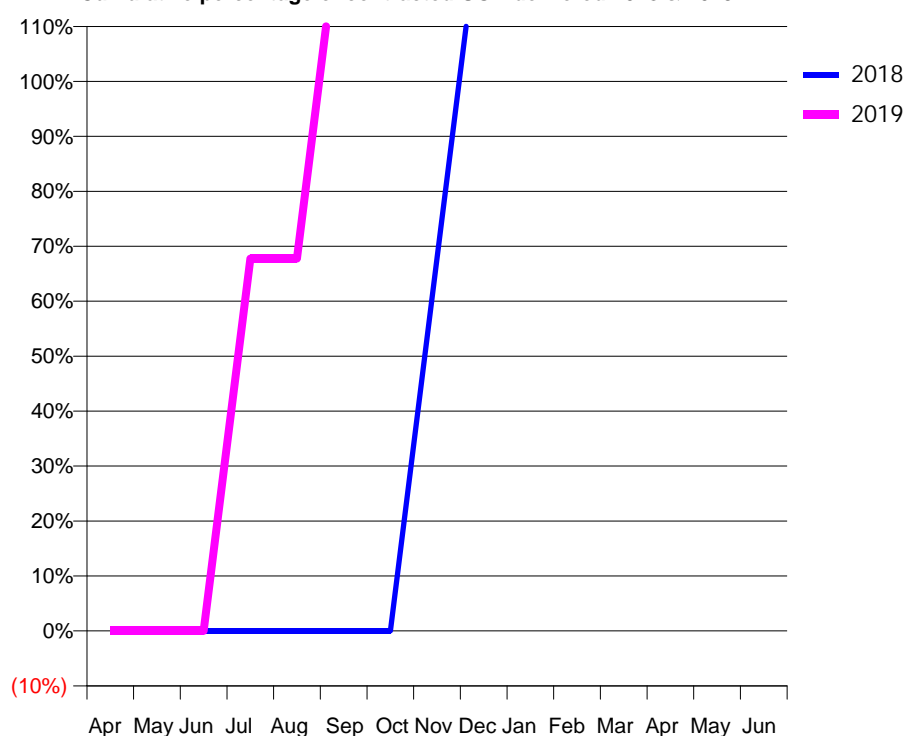
### Q59 - Vital Signs Orthodontic At a Glance Contract Report for 929328/0001 - March 2019

Name or company name	MR VH PEART	18/19 Contracted general activity (UDA)	18,638
Contract type name	GDS Contract	Carry forward general activity (UDA)	0
Purpose of contract	General and Orthodontic	18/19 Contracted orthodontic activity (UOA)	31
Contract start date	01/04/2006	Carry forward orthodontic activity (UOA)	0
Contract end date		Baseline contract value	£465,942.78

ACCESS	Contract	England and Wales
24 month ratio of assessments to patient IDs	1.00	1.08

ACTIVITY	Contract
Contract assess and fit appliances (case starts) as a percentage of Area Team case starts	0.0 %

Cumulative percentage of contracted UOA delivered 2018 & 2019



Month	Adjusted Scheduled Activity (UOA)		
	2017	2018	2019
April	0	0	0
May	0	0	0
June	0	0	0
July	0	0	21
August	21	0	21
September	21	0	42
October	21	0	42
November	21	21	42
December	21	42	42
January	21	42	42
February	21	42	42
March	42	42	42
April	42	42	42
May	42	42	42
June	42	42	42

#### QUANTITY METRICS (rolling 12 month period)

	Contract Quantity	Contract Base Number	Contract *	Area Team	Region	England
% of all assessments that were assess and fit appliances (case starts)	2	2	100.0%	59.8%	57.1%	59.2%
% of all assessments that were assess and refuse	0	2	0.0%	8.7%	11.5%	12.0%
% of all assessments that were assess and review	0	2	0.0%	31.5%	31.4%	28.8%
% of case starts with a reported IOTN of 3 and Aesthetic Component of 5 or below	0	2	N/A	0.5%	0.1%	0.1%
% of case starts with a reported IOTN of 3 and Aesthetic Component of 6 or above	0	2	N/A	3.8%	3.9%	3.9%
% of case starts with a reported IOTN of 4	2	2	100.0%	69.2%	75.9%	77.6%
% of case starts with a reported IOTN of 5	0	2	N/A	24.5%	17.9%	16.7 %
% of concluded courses in receipt of dual-arch fixed appliances	0	4	N/A	65.1%	69.5%	72.9%
% of concluded courses where treatment was abandoned or discontinued	0	4	0.0%	9.4%	9.7%	8.7%
% of patients satisfied with the treatment they have received	1	1	100.0%	91.3%	95.2%	95.7%

\* Figures in italics indicate that the base number is less than 100.

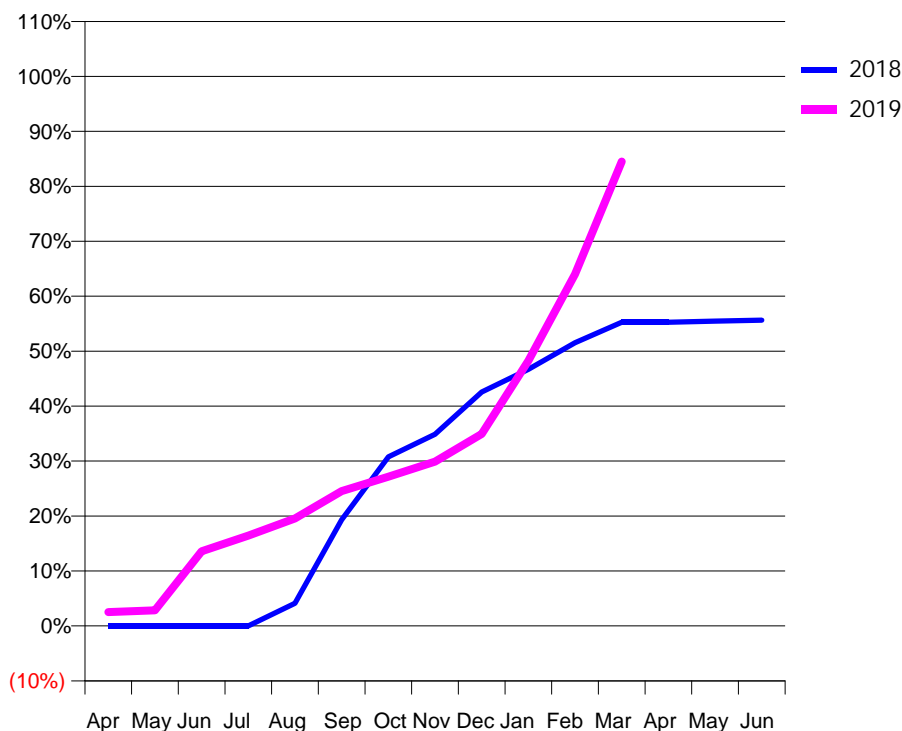
### Q60 - Vital Signs Orthodontic At a Glance Contract Report for 100486/0000 - March 2019

Name or company name	New Park House Dental Centre	18/19 Contracted general activity (UDA)	4,528
Contract type name	GDS Contract	Carry forward general activity (UDA)	0
Purpose of contract	General and Orthodontic	18/19 Contracted orthodontic activity (UOA)	839
Contract start date	01/08/2017	Carry forward orthodontic activity (UOA)	0
Contract end date		Baseline contract value	£183,407.47

ACCESS	Contract	England and Wales
24 month ratio of assessments to patient IDs	1.05	1.08

ACTIVITY	Contract
Contract assess and fit appliances (case starts) as a percentage of Area Team case starts	0.8 %

Cumulative percentage of contracted UOA delivered 2018 & 2019



Month	Adjusted Scheduled Activity (UOA)		
	2017	2018	2019
April	0	0	21
May	0	0	24
June	0	0	114
July	0	0	138
August	0	23	164
September	0	108	206
October	0	172	228
November	0	195	251
December	0	238	293
January	0	261	405
February	0	288	537
March	0	309	709
April	0	309	
May	0	310	
June	0	311	

#### QUANTITY METRICS (rolling 12 month period)

	Contract Quantity	Contract Base Number	Contract *	Area Team	Region	England
% of all assessments that were assess and fit appliances (case starts)	34	65	52.3%	60.1%	57.1%	59.2%
% of all assessments that were assess and refuse	15	65	23.1%	15.4%	11.5%	12.0%
% of all assessments that were assess and review	16	65	24.6%	24.4%	31.4%	28.8%
% of case starts with a reported IOTN of 3 and Aesthetic Component of 5 or below	0	34	<i>N/A</i>	0.1%	0.1%	0.1%
% of case starts with a reported IOTN of 3 and Aesthetic Component of 6 or above	0	34	<i>N/A</i>	3.5%	3.9%	3.9%
% of case starts with a reported IOTN of 4	29	34	85.3%	78.7%	75.9%	77.6%
% of case starts with a reported IOTN of 5	5	34	14.7%	16.6%	17.9%	16.7 %
% of concluded courses in receipt of dual-arch fixed appliances	6	24	25.0%	84.1%	69.5%	72.9%
% of concluded courses where treatment was abandoned or discontinued	3	24	12.5%	8.1%	9.7%	8.7%
% of patients satisfied with the treatment they have received	0	0	<i>N/A</i>	94.4%	95.2%	95.7%

\* Figures in italics indicate that the base number is less than 100.

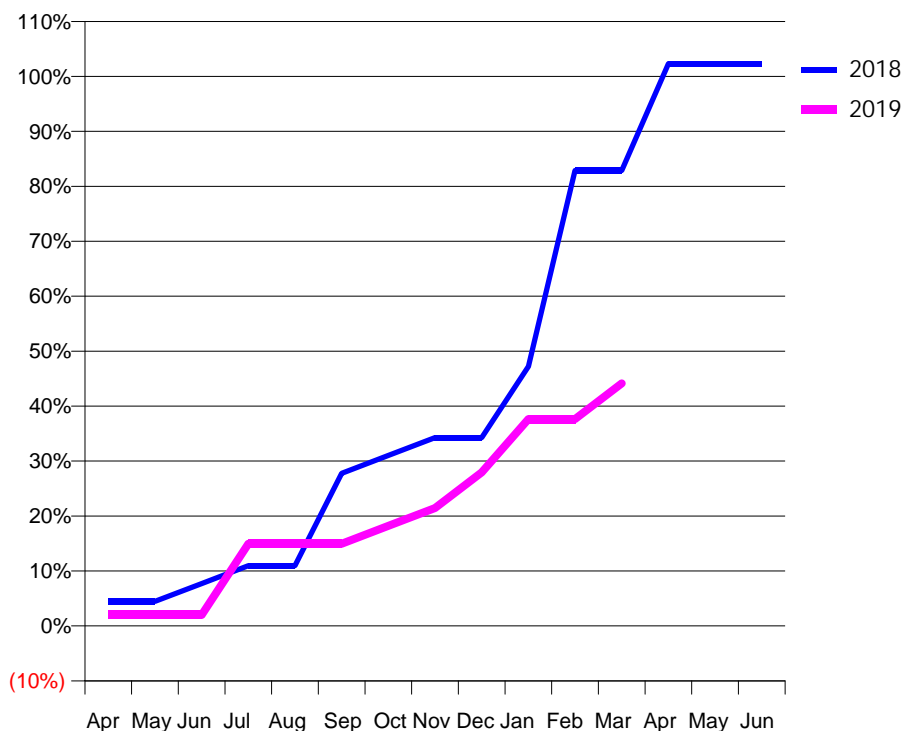
### Q60 - Vital Signs Orthodontic At a Glance Contract Report for 101281/0063 - March 2019

Name or company name	OASIS DENTAL CARE LTD	18/19 Contracted general activity (UDA)	67,013
Contract type name	GDS Contract	Carry forward general activity (UDA)	0
Purpose of contract	General and Orthodontic	18/19 Contracted orthodontic activity (UOA)	648
Contract start date	01/04/2006	Carry forward orthodontic activity (UOA)	-13
Contract end date		Baseline contract value	£1,740,372.23

ACCESS	Contract	England and Wales
24 month ratio of assessments to patient IDs	1.00	1.08

ACTIVITY	Contract
Contract assess and fit appliances (case starts) as a percentage of Area Team case starts	0.4 %

Cumulative percentage of contracted UOA delivered 2018 & 2019



Month	Adjusted Scheduled Activity (UOA)		
	2017	2018	2019
April	10	29	13
May	12	29	13
June	33	50	13
July	75	71	97
August	96	71	97
September	117	180	97
October	117	201	118
November	188	222	139
December	230	222	181
January	251	306	244
February	440	537	244
March	593	537	286
April	656	663	
May	656	663	
June	656	663	

#### QUANTITY METRICS (rolling 12 month period)

	Contract Quantity	Contract Base Number	Contract *	Area Team	Region	England
% of all assessments that were assess and fit appliances (case starts)	19	20	95.0%	60.1%	57.1%	59.2%
% of all assessments that were assess and refuse	1	20	5.0%	15.4%	11.5%	12.0%
% of all assessments that were assess and review	0	20	0.0%	24.4%	31.4%	28.8%
% of case starts with a reported IOTN of 3 and Aesthetic Component of 5 or below	0	19	N/A	0.1%	0.1%	0.1%
% of case starts with a reported IOTN of 3 and Aesthetic Component of 6 or above	2	19	10.5%	3.5%	3.9%	3.9%
% of case starts with a reported IOTN of 4	14	19	73.7%	78.7%	75.9%	77.6%
% of case starts with a reported IOTN of 5	3	19	15.8%	16.6%	17.9%	16.7%
% of concluded courses in receipt of dual-arch fixed appliances	4	5	80.0%	84.1%	69.5%	72.9%
% of concluded courses where treatment was abandoned or discontinued	1	5	20.0%	8.1%	9.7%	8.7%
% of patients satisfied with the treatment they have received	0	0	N/A	94.4%	95.2%	95.7%

\* Figures in italics indicate that the base number is less than 100.

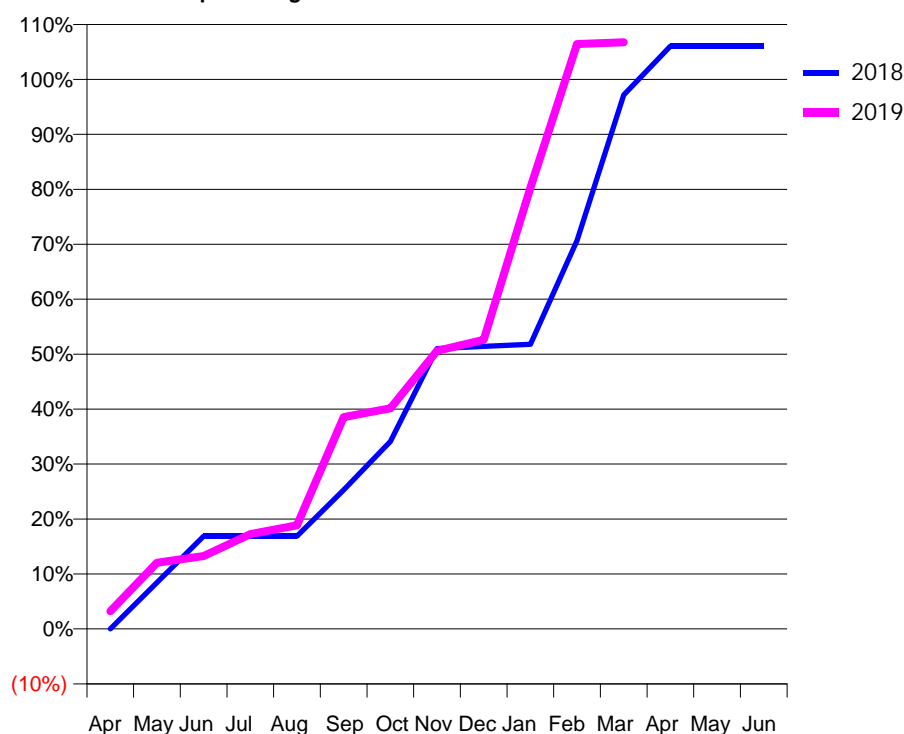
### Q60 - Vital Signs Orthodontic At a Glance Contract Report for 106313/0001 - March 2019

Name or company name	Butler and Finnigan Dental Practice (BC) Ltd	18/19 Contracted general activity (UDA)	10,500
Contract type name	GDS Contract	Carry forward general activity (UDA)	0
Purpose of contract	General and Orthodontic	18/19 Contracted orthodontic activity (UOA)	249
Contract start date	01/04/2014	Carry forward orthodontic activity (UOA)	-5
Contract end date		Baseline contract value	£270,453.37

ACCESS	Contract	England and Wales
24 month ratio of assessments to patient IDs	1.17	1.08

ACTIVITY	Contract
Contract assess and fit appliances (case starts) as a percentage of Area Team case starts	0.3 %

Cumulative percentage of contracted UOA delivered 2018 & 2019



Month	Adjusted Scheduled Activity (UOA)		
	2017	2018	2019
April	42	0	8
May	65	21	30
June	68	42	33
July	91	42	43
August	114	42	47
September	136	63	96
October	137	85	100
November	180	127	126
December	180	128	131
January	182	129	200
February	242	176	265
March	242	242	266
April	263	264	
May	263	264	
June	263	264	

#### QUANTITY METRICS (rolling 12 month period)

	Contract Quantity	Contract Base Number	Contract *	Area Team	Region	England
% of all assessments that were assess and fit appliances (case starts)	12	59	20.3%	60.1%	57.1%	59.2%
% of all assessments that were assess and refuse	2	59	3.4%	15.4%	11.5%	12.0%
% of all assessments that were assess and review	45	59	76.3%	24.4%	31.4%	28.8%
% of case starts with a reported IOTN of 3 and Aesthetic Component of 5 or below	0	12	<i>N/A</i>	0.1%	0.1%	0.1%
% of case starts with a reported IOTN of 3 and Aesthetic Component of 6 or above	0	12	<i>N/A</i>	3.5%	3.9%	3.9%
% of case starts with a reported IOTN of 4	7	12	58.3%	78.7%	75.9%	77.6%
% of case starts with a reported IOTN of 5	5	12	41.7%	16.6%	17.9%	16.7%
% of concluded courses in receipt of dual-arch fixed appliances	0	5	<i>N/A</i>	84.1%	69.5%	72.9%
% of concluded courses where treatment was abandoned or discontinued	1	5	20.0%	8.1%	9.7%	8.7%
% of patients satisfied with the treatment they have received	1	1	100.0%	94.4%	95.2%	95.7%

\* Figures in italics indicate that the base number is less than 100.

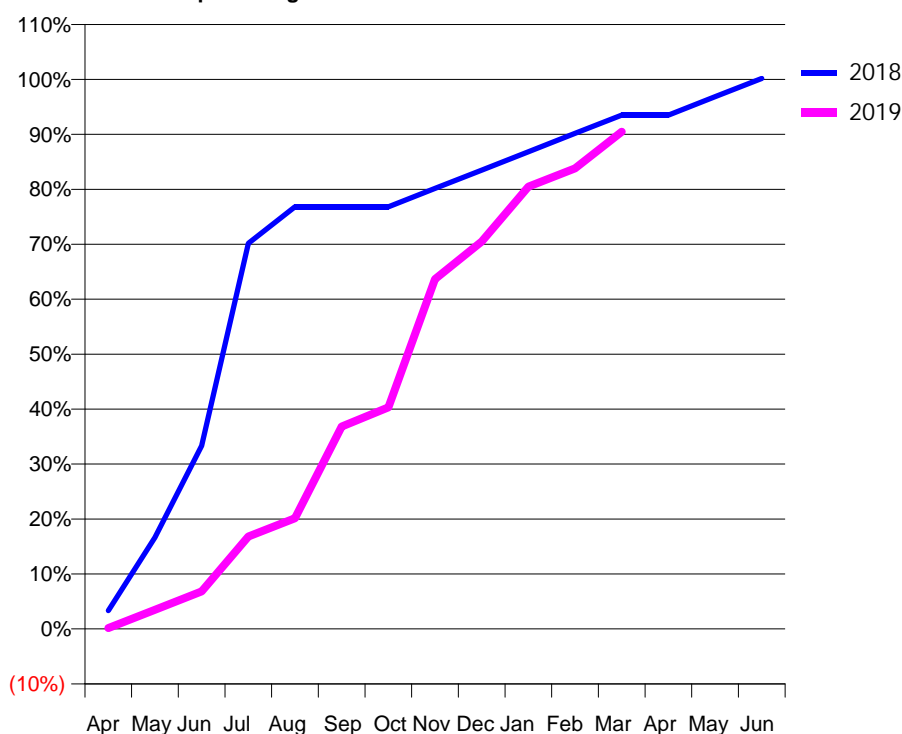
### Q60 - Vital Signs Orthodontic At a Glance Contract Report for 107220/0001 - March 2019

Name or company name	Castle View House Dental Practice	18/19 Contracted general activity (UDA)	25,580
Contract type name	GDS Contract	Carry forward general activity (UDA)	0
Purpose of contract	General and Orthodontic	18/19 Contracted orthodontic activity (UOA)	630
Contract start date	01/04/2014	Carry forward orthodontic activity (UOA)	-1
Contract end date		Baseline contract value	£830,692.65

ACCESS	Contract	England and Wales
24 month ratio of assessments to patient IDs	1.02	1.08

ACTIVITY	Contract
Contract assess and fit appliances (case starts) as a percentage of Area Team case starts	0.7 %

Cumulative percentage of contracted UOA delivered 2018 & 2019



Month	Adjusted Scheduled Activity (UOA)		
	2017	2018	2019
April	0	21	1
May	42	105	22
June	126	210	43
July	126	442	106
August	147	484	127
September	147	484	232
October	147	484	254
November	147	505	401
December	252	526	444
January	462	547	507
February	462	568	528
March	567	589	570
April	630	589	
May	630	610	
June	630	631	

#### QUANTITY METRICS (rolling 12 month period)

	Contract Quantity	Contract Base Number	Contract *	Area Team	Region	England
% of all assessments that were assess and fit appliances (case starts)	31	33	93.9%	60.1%	57.1%	59.2%
% of all assessments that were assess and refuse	0	33	0.0%	15.4%	11.5%	12.0%
% of all assessments that were assess and review	2	33	6.1%	24.4%	31.4%	28.8%
% of case starts with a reported IOTN of 3 and Aesthetic Component of 5 or below	0	31	N/A	0.1%	0.1%	0.1%
% of case starts with a reported IOTN of 3 and Aesthetic Component of 6 or above	1	31	3.2%	3.5%	3.9%	3.9%
% of case starts with a reported IOTN of 4	30	31	96.8%	78.7%	75.9%	77.6%
% of case starts with a reported IOTN of 5	0	31	N/A	16.6%	17.9%	16.7%
% of concluded courses in receipt of dual-arch fixed appliances	18	20	90.0%	84.1%	69.5%	72.9%
% of concluded courses where treatment was abandoned or discontinued	1	20	5.0%	8.1%	9.7%	8.7%
% of patients satisfied with the treatment they have received	1	1	100.0%	94.4%	95.2%	95.7%

\* Figures in italics indicate that the base number is less than 100.

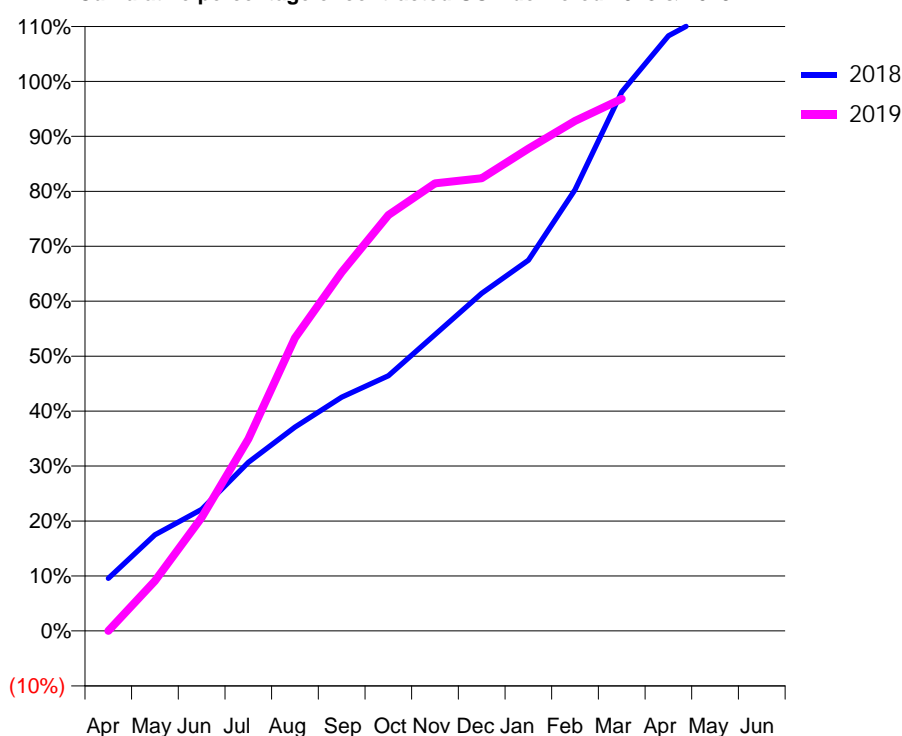
### Q60 - Vital Signs Orthodontic At a Glance Contract Report for 111295/0001 - March 2019

Name or company name	Modwena Orthodontics Limited	18/19 Contracted general activity (UDA)	0
Contract type name	PDS Contract	Carry forward general activity (UDA)	0
Purpose of contract	Orthodontic	18/19 Contracted orthodontic activity (UOA)	10,106
Contract start date	01/10/2014	Carry forward orthodontic activity (UOA)	0
Contract end date	21/08/2020	Baseline contract value	£551,103.19

ACCESS	Contract	England and Wales
24 month ratio of assessments to patient IDs	1.08	1.08

ACTIVITY	Contract
Contract assess and fit appliances (case starts) as a percentage of Area Team case starts	11.6 %

Cumulative percentage of contracted UOA delivered 2018 & 2019



Month	Adjusted Scheduled Activity (UOA)		
	2017	2018	2019
April	928	968	0
May	1,523	1,768	922
June	2,299	2,235	2,087
July	3,393	3,101	3,531
August	4,228	3,748	5,386
September	5,209	4,297	6,599
October	6,077	4,692	7,648
November	6,946	5,447	8,230
December	8,022	6,208	8,325
January	8,735	6,819	8,868
February	9,569	8,111	9,378
March	9,902	9,912	9,785
April	10,038	10,944	
May	10,038	11,406	
June	10,038	11,406	

### QUANTITY METRICS (rolling 12 month period)

	Contract Quantity	Contract Base Number	Contract *	Area Team	Region	England
% of all assessments that were assess and fit appliances (case starts)	525	902	58.2%	60.1%	57.1%	59.2%
% of all assessments that were assess and refuse	77	902	8.5%	15.4%	11.5%	12.0%
% of all assessments that were assess and review	300	902	33.3%	24.4%	31.4%	28.8%
% of case starts with a reported IOTN of 3 and Aesthetic Component of 5 or below	0	525	N/A	0.1%	0.1%	0.1%
% of case starts with a reported IOTN of 3 and Aesthetic Component of 6 or above	23	525	4.4%	3.5%	3.9%	3.9%
% of case starts with a reported IOTN of 4	448	525	85.3%	78.7%	75.9%	77.6%
% of case starts with a reported IOTN of 5	50	525	9.5%	16.6%	17.9%	16.7%
% of concluded courses in receipt of dual-arch fixed appliances	446	517	86.3%	84.1%	69.5%	72.9%
% of concluded courses where treatment was abandoned or discontinued	21	517	4.1%	8.1%	9.7%	8.7%
% of patients satisfied with the treatment they have received	10	10	100.0%	94.4%	95.2%	95.7%

\* Figures in italics indicate that the base number is less than 100.

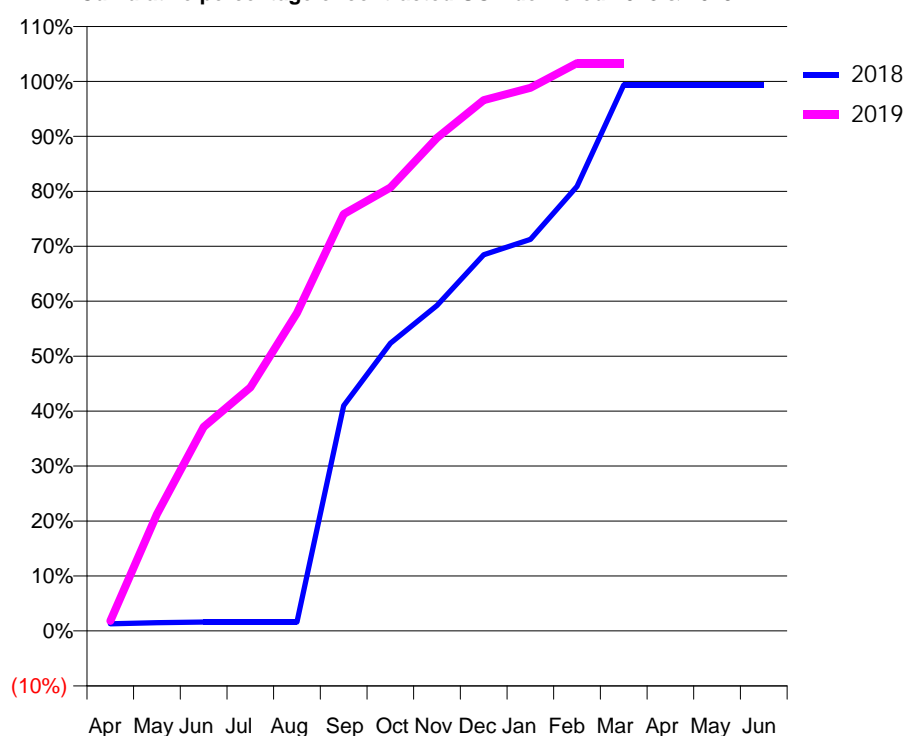
### Q60 - Vital Signs Orthodontic At a Glance Contract Report for 121495/0002 - March 2019

Name or company name	The Smileworks Ltd	18/19 Contracted general activity (UDA)	10,000
Contract type name	GDS Contract	Carry forward general activity (UDA)	-167
Purpose of contract	General and Orthodontic	18/19 Contracted orthodontic activity (UOA)	932
Contract start date	01/12/2009	Carry forward orthodontic activity (UOA)	6
Contract end date		Baseline contract value	£322,194.28

ACCESS	Contract	England and Wales
24 month ratio of assessments to patient IDs	1.17	1.08

ACTIVITY	Contract
Contract assess and fit appliances (case starts) as a percentage of Area Team case starts	1.0 %

Cumulative percentage of contracted UOA delivered 2018 & 2019



Month	Adjusted Scheduled Activity (UOA)		
	2017	2018	2019
April	0	12	17
May	90	14	198
June	153	15	346
July	387	15	413
August	492	15	539
September	597	382	707
October	702	488	752
November	703	552	836
December	747	638	900
January	790	664	921
February	878	754	963
March	921	926	963
April	922	926	
May	922	926	
June	922	926	

#### QUANTITY METRICS (rolling 12 month period)

	Contract Quantity	Contract Base Number	Contract *	Area Team	Region	England
% of all assessments that were assess and fit appliances (case starts)	45	69	65.2%	60.1%	57.1%	59.2%
% of all assessments that were assess and refuse	1	69	1.4%	15.4%	11.5%	12.0%
% of all assessments that were assess and review	23	69	33.3%	24.4%	31.4%	28.8%
% of case starts with a reported IOTN of 3 and Aesthetic Component of 5 or below	1	45	2.2%	0.1%	0.1%	0.1%
% of case starts with a reported IOTN of 3 and Aesthetic Component of 6 or above	0	45	N/A	3.5%	3.9%	3.9%
% of case starts with a reported IOTN of 4	41	45	91.1%	78.7%	75.9%	77.6%
% of case starts with a reported IOTN of 5	3	45	6.7%	16.6%	17.9%	16.7%
% of concluded courses in receipt of dual-arch fixed appliances	4	7	57.1%	84.1%	69.5%	72.9%
% of concluded courses where treatment was abandoned or discontinued	2	7	28.6%	8.1%	9.7%	8.7%
% of patients satisfied with the treatment they have received	2	2	100.0%	94.4%	95.2%	95.7%

\* Figures in italics indicate that the base number is less than 100.

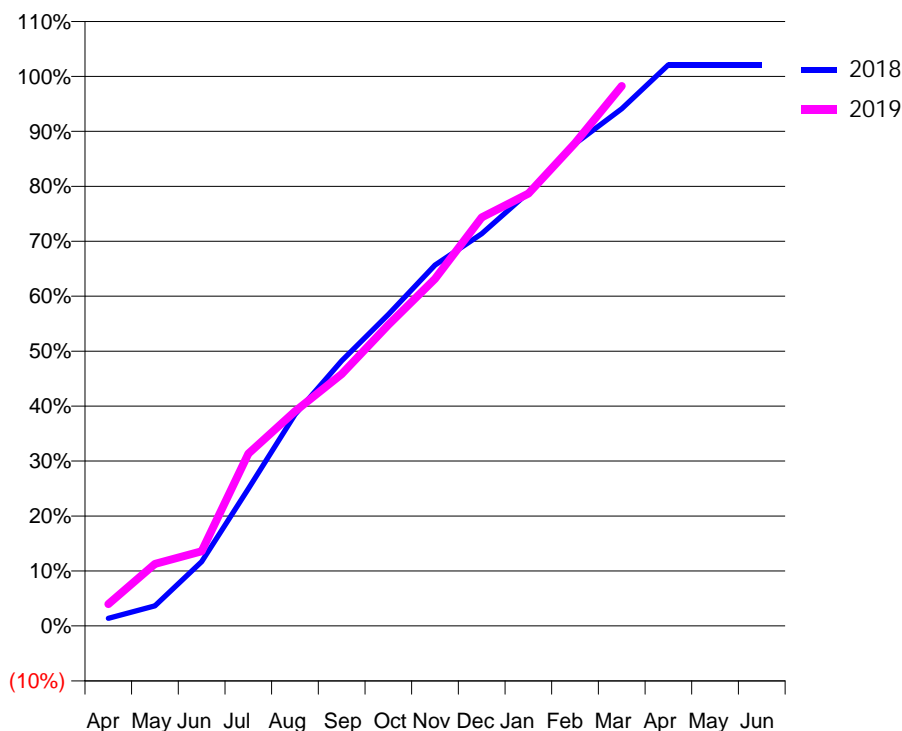
### Q60 - Vital Signs Orthodontic At a Glance Contract Report for 134864/0001 - March 2019

Name or company name	ARC Orthodontics Limited	18/19 Contracted general activity (UDA)	0
Contract type name	PDS Contract	Carry forward general activity (UDA)	0
Purpose of contract	Orthodontic	18/19 Contracted orthodontic activity (UOA)	6,500
Contract start date	01/11/2014	Carry forward orthodontic activity (UOA)	-130
Contract end date	21/08/2020	Baseline contract value	£448,790.75

ACCESS	Contract	England and Wales
24 month ratio of assessments to patient IDs	1.06	1.08

ACTIVITY	Contract
Contract assess and fit appliances (case starts) as a percentage of Area Team case starts	7.0 %

Cumulative percentage of contracted UOA delivered 2018 & 2019



Month	Adjusted Scheduled Activity (UOA)		
	2017	2018	2019
April	150	90	258
May	759	238	734
June	1,101	759	885
July	1,656	1,624	2,038
August	2,201	2,500	2,538
September	2,889	3,137	2,979
October	3,321	3,685	3,562
November	4,273	4,268	4,104
December	4,804	4,639	4,832
January	5,360	5,127	5,112
February	5,915	5,704	5,711
March	6,198	6,116	6,386
April	6,501	6,636	
May	6,501	6,636	
June	6,501	6,636	

#### QUANTITY METRICS (rolling 12 month period)

	Contract Quantity	Contract Base Number	Contract *	Area Team	Region	England
% of all assessments that were assess and fit appliances (case starts)	318	616	51.6%	60.1%	57.1%	59.2%
% of all assessments that were assess and refuse	248	616	40.3%	15.4%	11.5%	12.0%
% of all assessments that were assess and review	50	616	8.1%	24.4%	31.4%	28.8%
% of case starts with a reported IOTN of 3 and Aesthetic Component of 5 or below	0	318	N/A	0.1%	0.1%	0.1%
% of case starts with a reported IOTN of 3 and Aesthetic Component of 6 or above	20	318	6.3%	3.5%	3.9%	3.9%
% of case starts with a reported IOTN of 4	250	318	78.6%	78.7%	75.9%	77.6%
% of case starts with a reported IOTN of 5	45	318	14.2%	16.6%	17.9%	16.7%
% of concluded courses in receipt of dual-arch fixed appliances	247	312	79.2%	84.1%	69.5%	72.9%
% of concluded courses where treatment was abandoned or discontinued	26	312	8.3%	8.1%	9.7%	8.7%
% of patients satisfied with the treatment they have received	12	13	92.3%	94.4%	95.2%	95.7%

\* Figures in italics indicate that the base number is less than 100.



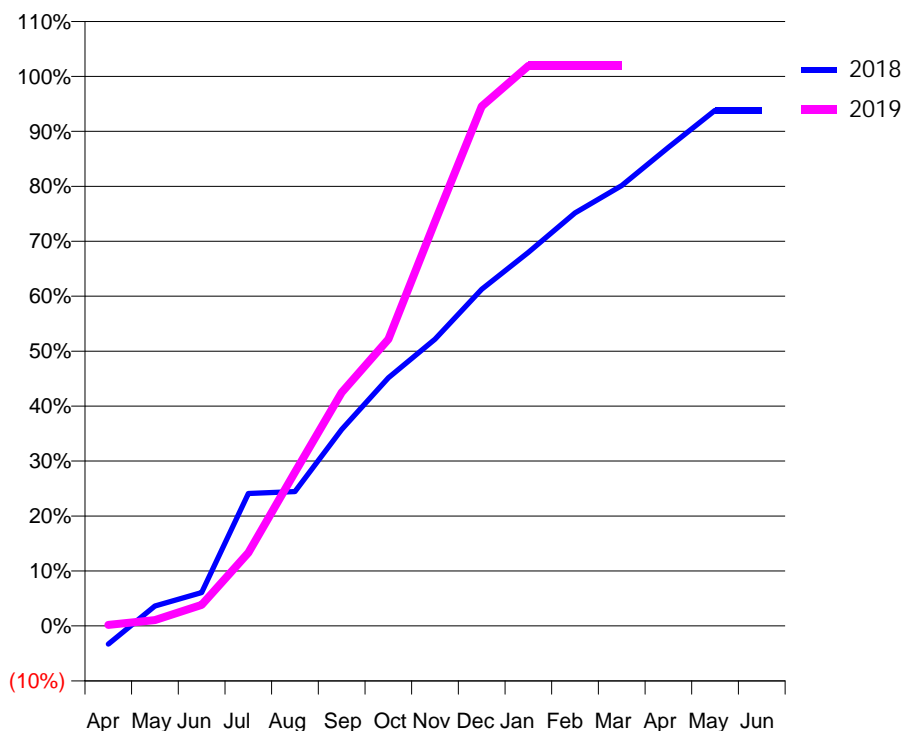
### Q60 - Vital Signs Orthodontic At a Glance Contract Report for 139920/0001 - March 2019

Name or company name	Shelton Dental Centre	18/19 Contracted general activity (UDA)	47,905
Contract type name	GDS Contract	Carry forward general activity (UDA)	1,330
Purpose of contract	General and Orthodontic	18/19 Contracted orthodontic activity (UOA)	937
Contract start date	01/04/2012	Carry forward orthodontic activity (UOA)	0
Contract end date		Baseline contract value	£1,171,560.98

ACCESS	Contract	England and Wales
24 month ratio of assessments to patient IDs	1.09	1.08

ACTIVITY	Contract
Contract assess and fit appliances (case starts) as a percentage of Area Team case starts	1.1 %

Cumulative percentage of contracted UOA delivered 2018 & 2019



Month	Adjusted Scheduled Activity (UOA)		
	2017	2018	2019
April	-10	-31	2
May	60	34	10
June	62	57	36
July	96	226	125
August	124	229	262
September	217	335	398
October	286	423	489
November	402	489	689
December	488	574	886
January	515	637	955
February	626	704	955
March	818	751	955
April	906	816	
May	906	879	
June	906	879	

### QUANTITY METRICS (rolling 12 month period)

	Contract Quantity	Contract Base Number	Contract *	Area Team	Region	England
% of all assessments that were assess and fit appliances (case starts)	49	126	38.9%	60.1%	57.1%	59.2%
% of all assessments that were assess and refuse	18	126	14.3%	15.4%	11.5%	12.0%
% of all assessments that were assess and review	59	126	46.8%	24.4%	31.4%	28.8%
% of case starts with a reported IOTN of 3 and Aesthetic Component of 5 or below	0	49	<i>N/A</i>	0.1%	0.1%	0.1%
% of case starts with a reported IOTN of 3 and Aesthetic Component of 6 or above	0	49	<i>N/A</i>	3.5%	3.9%	3.9%
% of case starts with a reported IOTN of 4	29	49	59.2%	78.7%	75.9%	77.6%
% of case starts with a reported IOTN of 5	0	49	<i>N/A</i>	16.6%	17.9%	16.7%
% of concluded courses in receipt of dual-arch fixed appliances	34	39	87.2%	84.1%	69.5%	72.9%
% of concluded courses where treatment was abandoned or discontinued	2	39	5.1%	8.1%	9.7%	8.7%
% of patients satisfied with the treatment they have received	0	0	<i>N/A</i>	94.4%	95.2%	95.7%

\* Figures in italics indicate that the base number is less than 100.

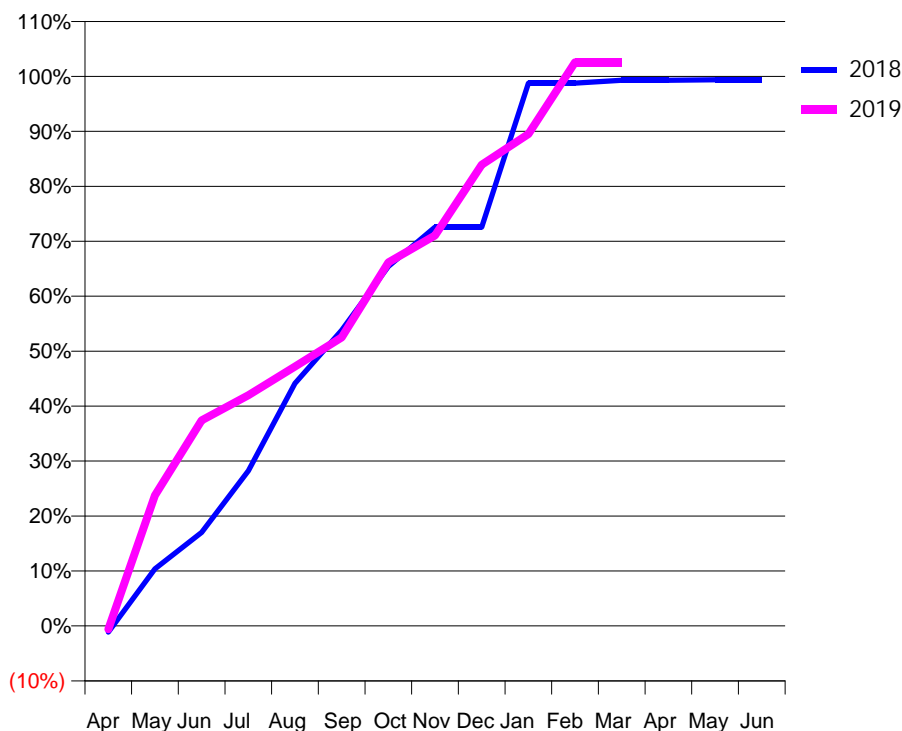
### Q60 - Vital Signs Orthodontic At a Glance Contract Report for 140015/0001 - March 2019

Name or company name	Shropshire Dental Limited	18/19 Contracted general activity (UDA)	16,278
Contract type name	GDS Contract	Carry forward general activity (UDA)	-44
Purpose of contract	General and Orthodontic	18/19 Contracted orthodontic activity (UOA)	981
Contract start date	01/10/2014	Carry forward orthodontic activity (UOA)	6
Contract end date		Baseline contract value	£473,403.08

ACCESS	Contract	England and Wales
24 month ratio of assessments to patient IDs	1.12	1.08

ACTIVITY	Contract
Contract assess and fit appliances (case starts) as a percentage of Area Team case starts	1.0 %

Cumulative percentage of contracted UOA delivered 2018 & 2019



Month	Adjusted Scheduled Activity (UOA)		
	2017	2018	2019
April	20	-11	-6
May	177	102	233
June	203	167	367
July	253	277	412
August	304	433	463
September	418	528	515
October	488	642	649
November	488	712	697
December	488	712	823
January	694	969	878
February	811	969	1,006
March	835	974	1,006
April	948	974	
May	970	975	
June	970	975	

#### QUANTITY METRICS (rolling 12 month period)

	Contract Quantity	Contract Base Number	Contract *	Area Team	Region	England
% of all assessments that were assess and fit appliances (case starts)	46	129	35.7%	60.1%	57.1%	59.2%
% of all assessments that were assess and refuse	32	129	24.8%	15.4%	11.5%	12.0%
% of all assessments that were assess and review	51	129	39.5%	24.4%	31.4%	28.8%
% of case starts with a reported IOTN of 3 and Aesthetic Component of 5 or below	0	46	<i>N/A</i>	0.1%	0.1%	0.1%
% of case starts with a reported IOTN of 3 and Aesthetic Component of 6 or above	1	46	2.2%	3.5%	3.9%	3.9%
% of case starts with a reported IOTN of 4	39	46	84.8%	78.7%	75.9%	77.6%
% of case starts with a reported IOTN of 5	4	46	8.7%	16.6%	17.9%	16.7%
% of concluded courses in receipt of dual-arch fixed appliances	11	17	64.7%	84.1%	69.5%	72.9%
% of concluded courses where treatment was abandoned or discontinued	4	17	23.5%	8.1%	9.7%	8.7%
% of patients satisfied with the treatment they have received	0	0	<i>N/A</i>	94.4%	95.2%	95.7%

\* Figures in italics indicate that the base number is less than 100.

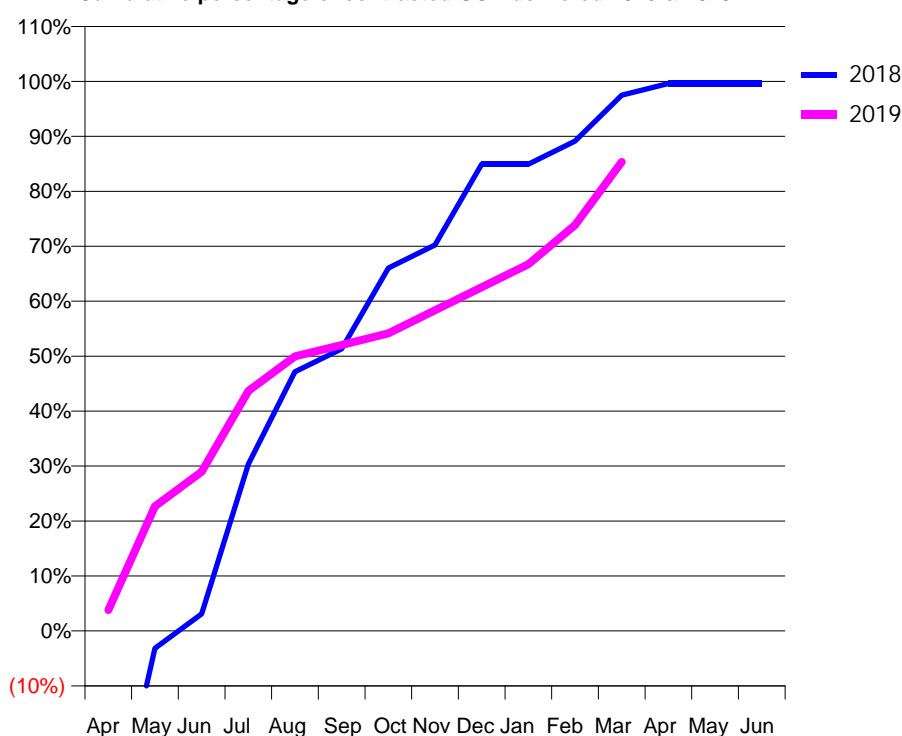
### Q60 - Vital Signs Orthodontic At a Glance Contract Report for 140392/0001 - March 2019

Name or company name	Regency House Dental Practice Ltd	18/19 Contracted general activity (UDA)	16,694
Contract type name	GDS Contract	Carry forward general activity (UDA)	577
Purpose of contract	General and Orthodontic	18/19 Contracted orthodontic activity (UOA)	1,001
Contract start date	01/04/2008	Carry forward orthodontic activity (UOA)	4
Contract end date		Baseline contract value	£514,386.03

ACCESS	Contract	England and Wales
24 month ratio of assessments to patient IDs	1.02	1.08

ACTIVITY	Contract
Contract assess and fit appliances (case starts) as a percentage of Area Team case starts	0.9 %

Cumulative percentage of contracted UOA delivered 2018 & 2019



Month	Adjusted Scheduled Activity (UOA)		
	2017	2018	2019
April	42	-410	38
May	296	-32	227
June	464	31	290
July	758	304	437
August	800	472	500
September	821	514	521
October	905	661	542
November	968	703	584
December	989	850	626
January	989	850	668
February	989	892	739
March	1,010	976	854
April	1,031	997	
May	1,031	997	
June	1,031	997	

#### QUANTITY METRICS (rolling 12 month period)

	Contract Quantity	Contract Base Number	Contract *	Area Team	Region	England
% of all assessments that were assess and fit appliances (case starts)	41	56	73.2%	60.1%	57.1%	59.2%
% of all assessments that were assess and refuse	2	56	3.6%	15.4%	11.5%	12.0%
% of all assessments that were assess and review	13	56	23.2%	24.4%	31.4%	28.8%
% of case starts with a reported IOTN of 3 and Aesthetic Component of 5 or below	0	41	<i>N/A</i>	0.1%	0.1%	0.1%
% of case starts with a reported IOTN of 3 and Aesthetic Component of 6 or above	0	41	<i>N/A</i>	3.5%	3.9%	3.9%
% of case starts with a reported IOTN of 4	41	41	100.0%	78.7%	75.9%	77.6%
% of case starts with a reported IOTN of 5	0	41	<i>N/A</i>	16.6%	17.9%	16.7%
% of concluded courses in receipt of dual-arch fixed appliances	39	53	73.6%	84.1%	69.5%	72.9%
% of concluded courses where treatment was abandoned or discontinued	10	53	18.9%	8.1%	9.7%	8.7%
% of patients satisfied with the treatment they have received	1	1	100.0%	94.4%	95.2%	95.7%

\* Figures in italics indicate that the base number is less than 100.

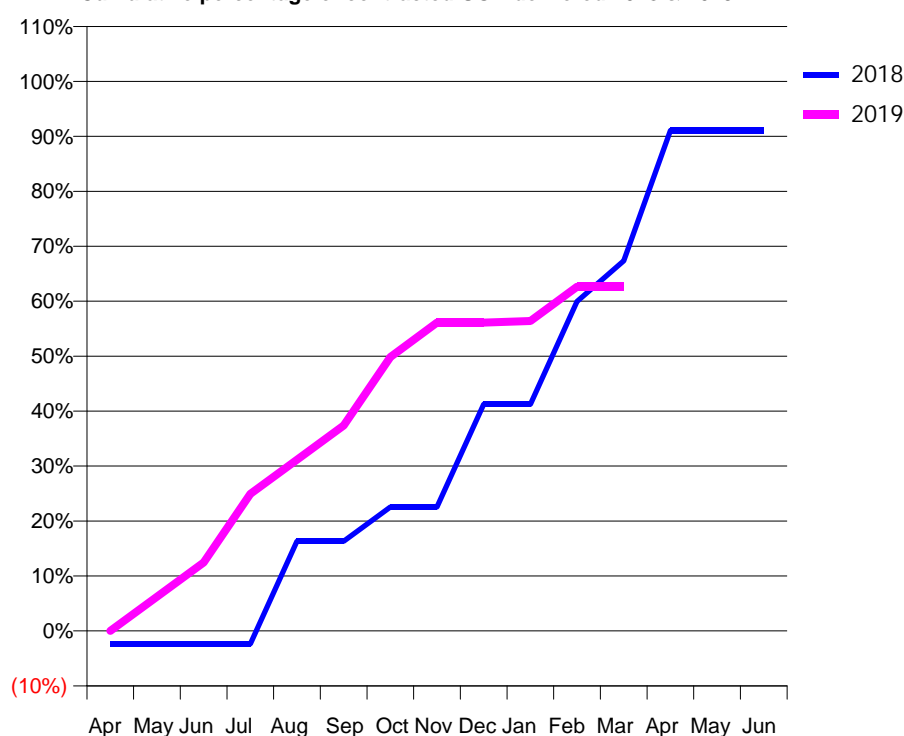
### Q60 - Vital Signs Orthodontic At a Glance Contract Report for 141585/0002 - March 2019

Name or company name	Shifnal Dental Practice	18/19 Contracted general activity (UDA)	0
Contract type name	GDS Contract	Carry forward general activity (UDA)	0
Purpose of contract	Orthodontic	18/19 Contracted orthodontic activity (UOA)	337
Contract start date	01/06/2008	Carry forward orthodontic activity (UOA)	0
Contract end date		Baseline contract value	£23,163.92

ACCESS	Contract	England and Wales
24 month ratio of assessments to patient IDs	1.07	1.08

ACTIVITY	Contract
Contract assess and fit appliances (case starts) as a percentage of Area Team case starts	0.3 %

Cumulative percentage of contracted UOA delivered 2018 & 2019



Month	Adjusted Scheduled Activity (UOA)		
	2017	2018	2019
April	-7	-8	0
May	35	-8	21
June	56	-8	42
July	56	-8	84
August	77	55	105
September	98	55	126
October	119	76	168
November	119	76	189
December	140	139	189
January	203	139	190
February	224	202	211
March	308	227	211
April	329	307	
May	329	307	
June	329	307	

#### QUANTITY METRICS (rolling 12 month period)

	Contract Quantity	Contract Base Number	Contract *	Area Team	Region	England
% of all assessments that were assess and fit appliances (case starts)	15	16	93.8%	60.1%	57.1%	59.2%
% of all assessments that were assess and refuse	1	16	6.3%	15.4%	11.5%	12.0%
% of all assessments that were assess and review	0	16	0.0%	24.4%	31.4%	28.8%
% of case starts with a reported IOTN of 3 and Aesthetic Component of 5 or below	0	15	N/A	0.1%	0.1%	0.1%
% of case starts with a reported IOTN of 3 and Aesthetic Component of 6 or above	0	15	N/A	3.5%	3.9%	3.9%
% of case starts with a reported IOTN of 4	13	15	86.7%	78.7%	75.9%	77.6%
% of case starts with a reported IOTN of 5	0	15	N/A	16.6%	17.9%	16.7%
% of concluded courses in receipt of dual-arch fixed appliances	0	12	N/A	84.1%	69.5%	72.9%
% of concluded courses where treatment was abandoned or discontinued	0	12	0.0%	8.1%	9.7%	8.7%
% of patients satisfied with the treatment they have received	1	1	100.0%	94.4%	95.2%	95.7%

\* Figures in italics indicate that the base number is less than 100.

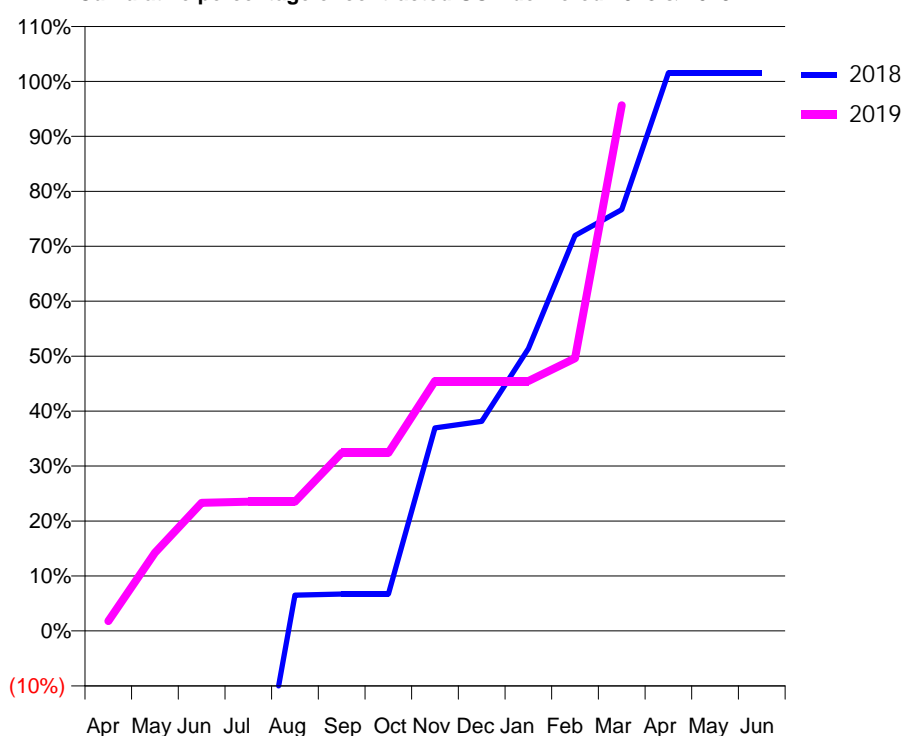
### Q60 - Vital Signs Orthodontic At a Glance Contract Report for 148423/0001 - March 2019

Name or company name	Kinver Dental and Implant Surgery	18/19 Contracted general activity (UDA)	7,076
Contract type name	GDS Contract	Carry forward general activity (UDA)	5
Purpose of contract	General and Orthodontic	18/19 Contracted orthodontic activity (UOA)	506
Contract start date	05/01/2015	Carry forward orthodontic activity (UOA)	-8
Contract end date		Baseline contract value	£191,133.63

ACCESS	Contract	England and Wales
24 month ratio of assessments to patient IDs	1.16	1.08

ACTIVITY	Contract
Contract assess and fit appliances (case starts) as a percentage of Area Team case starts	0.6 %

Cumulative percentage of contracted UOA delivered 2018 & 2019



Month	Adjusted Scheduled Activity (UOA)		
	2017	2018	2019
April	18	-382	9
May	66	-357	72
June	199	-357	118
July	242	-206	119
August	370	33	119
September	435	34	164
October	457	34	164
November	458	187	230
December	458	193	230
January	481	260	230
February	481	364	251
March	502	388	484
April	502	514	
May	502	514	
June	502	514	

#### QUANTITY METRICS (rolling 12 month period)

	Contract Quantity	Contract Base Number	Contract *	Area Team	Region	England
% of all assessments that were assess and fit appliances (case starts)	28	43	65.1%	60.1%	57.1%	59.2%
% of all assessments that were assess and refuse	8	43	18.6%	15.4%	11.5%	12.0%
% of all assessments that were assess and review	7	43	16.3%	24.4%	31.4%	28.8%
% of case starts with a reported IOTN of 3 and Aesthetic Component of 5 or below	0	28	N/A	0.1%	0.1%	0.1%
% of case starts with a reported IOTN of 3 and Aesthetic Component of 6 or above	1	28	3.6%	3.5%	3.9%	3.9%
% of case starts with a reported IOTN of 4	21	28	75.0%	78.7%	75.9%	77.6%
% of case starts with a reported IOTN of 5	6	28	21.4%	16.6%	17.9%	16.7%
% of concluded courses in receipt of dual-arch fixed appliances	6	9	66.7%	84.1%	69.5%	72.9%
% of concluded courses where treatment was abandoned or discontinued	1	9	11.1%	8.1%	9.7%	8.7%
% of patients satisfied with the treatment they have received	0	0	N/A	94.4%	95.2%	95.7%

\* Figures in italics indicate that the base number is less than 100.

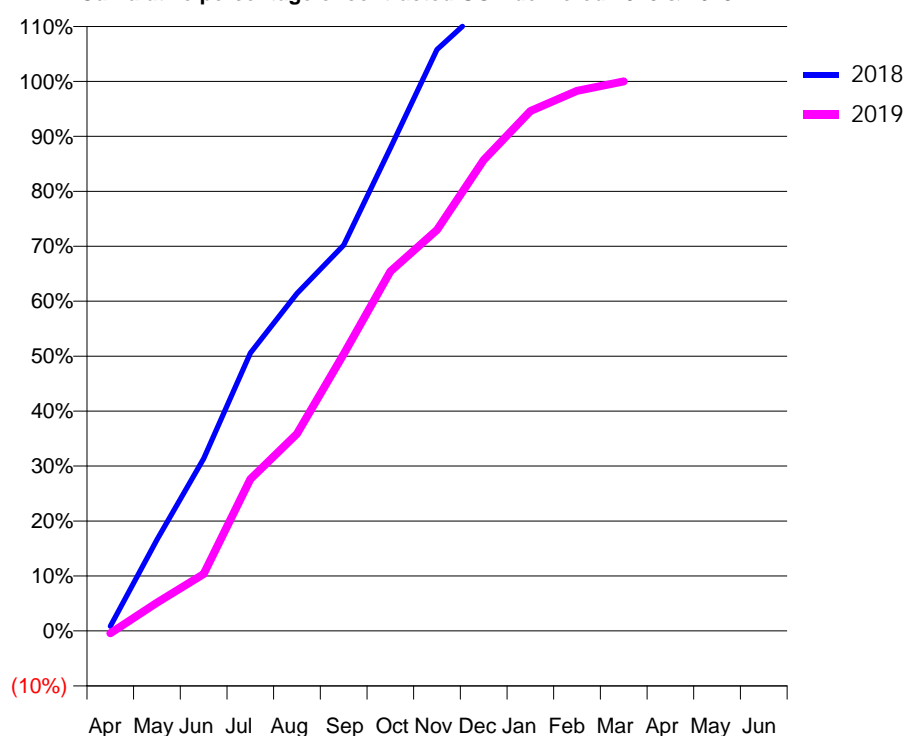
### Q60 - Vital Signs Orthodontic At a Glance Contract Report for 152455/0001 - March 2019

Name or company name	Stoke Orthodontic Services Limited	18/19 Contracted general activity (UDA)	0
Contract type name	PDS Contract	Carry forward general activity (UDA)	0
Purpose of contract	Orthodontic	18/19 Contracted orthodontic activity (UOA)	17,205
Contract start date	17/03/2010	Carry forward orthodontic activity (UOA)	78
Contract end date	21/08/2020	Baseline contract value	£1,069,331.35

ACCESS	Contract	England and Wales
24 month ratio of assessments to patient IDs	1.04	1.08

ACTIVITY	Contract
Contract assess and fit appliances (case starts) as a percentage of Area Team case starts	18.6 %

Cumulative percentage of contracted UOA delivered 2018 & 2019



Month	Adjusted Scheduled Activity (UOA)		
	2017	2018	2019
April	732	150	-78
May	2,436	2,852	887
June	3,485	5,393	1,780
July	5,301	8,703	4,753
August	5,301	10,564	6,173
September	9,885	12,078	8,664
October	11,271	15,121	11,257
November	12,194	18,201	12,553
December	12,976	19,534	14,746
January	14,932	21,419	16,275
February	16,252	22,368	16,908
March	17,175	27,542	17,205
April	17,355	28,362	
May	17,355	28,362	
June	17,355	28,362	

#### QUANTITY METRICS (rolling 12 month period)

	Contract Quantity	Contract Base Number	Contract *	Area Team	Region	England
% of all assessments that were assess and fit appliances (case starts)	840	1,333	63.0%	60.1%	57.1%	59.2%
% of all assessments that were assess and refuse	193	1,333	14.5%	15.4%	11.5%	12.0%
% of all assessments that were assess and review	300	1,333	22.5%	24.4%	31.4%	28.8%
% of case starts with a reported IOTN of 3 and Aesthetic Component of 5 or below	3	840	0.4%	0.1%	0.1%	0.1%
% of case starts with a reported IOTN of 3 and Aesthetic Component of 6 or above	51	840	6.1%	3.5%	3.9%	3.9%
% of case starts with a reported IOTN of 4	572	840	68.1%	78.7%	75.9%	77.6%
% of case starts with a reported IOTN of 5	212	840	25.2%	16.6%	17.9%	16.7 %
% of concluded courses in receipt of dual-arch fixed appliances	721	849	84.9%	84.1%	69.5%	72.9%
% of concluded courses where treatment was abandoned or discontinued	95	849	11.2%	8.1%	9.7%	8.7%
% of patients satisfied with the treatment they have received	8	8	100.0%	94.4%	95.2%	95.7%

\* Figures in italics indicate that the base number is less than 100.

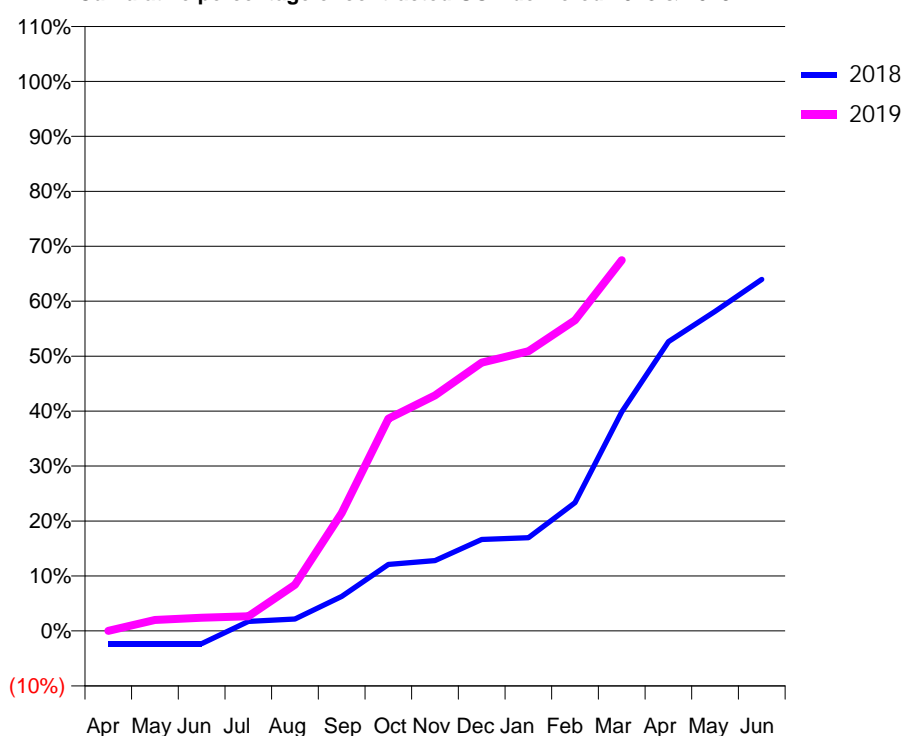
### Q60 - Vital Signs Orthodontic At a Glance Contract Report for 159263/0001 - March 2019

Name or company name	Smile Design Shropshire Ltd	18/19 Contracted general activity (UDA)	0
Contract type name	PDS Contract	Carry forward general activity (UDA)	0
Purpose of contract	Orthodontic	18/19 Contracted orthodontic activity (UOA)	1,155
Contract start date	01/04/2008	Carry forward orthodontic activity (UOA)	0
Contract end date	31/03/2019	Baseline contract value	£79,198.47

ACCESS	Contract	England and Wales
24 month ratio of assessments to patient IDs	1.08	1.08

ACTIVITY	Contract
Contract assess and fit appliances (case starts) as a percentage of Area Team case starts	1.1 %

Cumulative percentage of contracted UOA delivered 2018 & 2019



Month	Adjusted Scheduled Activity (UOA)		
	2017	2018	2019
April	205	-27	0
May	463	-27	23
June	571	-27	28
July	761	20	31
August	827	25	97
September	856	72	248
October	860	139	446
November	990	147	495
December	1,015	191	564
January	1,019	195	588
February	1,062	268	653
March	1,104	458	779
April	1,127	605	
May	1,128	668	
June	1,128	735	

#### QUANTITY METRICS (rolling 12 month period)

	Contract Quantity	Contract Base Number	Contract *	Area Team	Region	England
% of all assessments that were assess and fit appliances (case starts)	50	94	53.2%	60.1%	57.1%	59.2%
% of all assessments that were assess and refuse	34	94	36.2%	15.4%	11.5%	12.0%
% of all assessments that were assess and review	10	94	10.6%	24.4%	31.4%	28.8%
% of case starts with a reported IOTN of 3 and Aesthetic Component of 5 or below	0	50	<i>N/A</i>	0.1%	0.1%	0.1%
% of case starts with a reported IOTN of 3 and Aesthetic Component of 6 or above	4	50	8.0%	3.5%	3.9%	3.9%
% of case starts with a reported IOTN of 4	41	50	82.0%	78.7%	75.9%	77.6%
% of case starts with a reported IOTN of 5	5	50	10.0%	16.6%	17.9%	16.7%
% of concluded courses in receipt of dual-arch fixed appliances	45	51	88.2%	84.1%	69.5%	72.9%
% of concluded courses where treatment was abandoned or discontinued	2	51	3.9%	8.1%	9.7%	8.7%
% of patients satisfied with the treatment they have received	0	0	<i>N/A</i>	94.4%	95.2%	95.7%

\* Figures in italics indicate that the base number is less than 100.

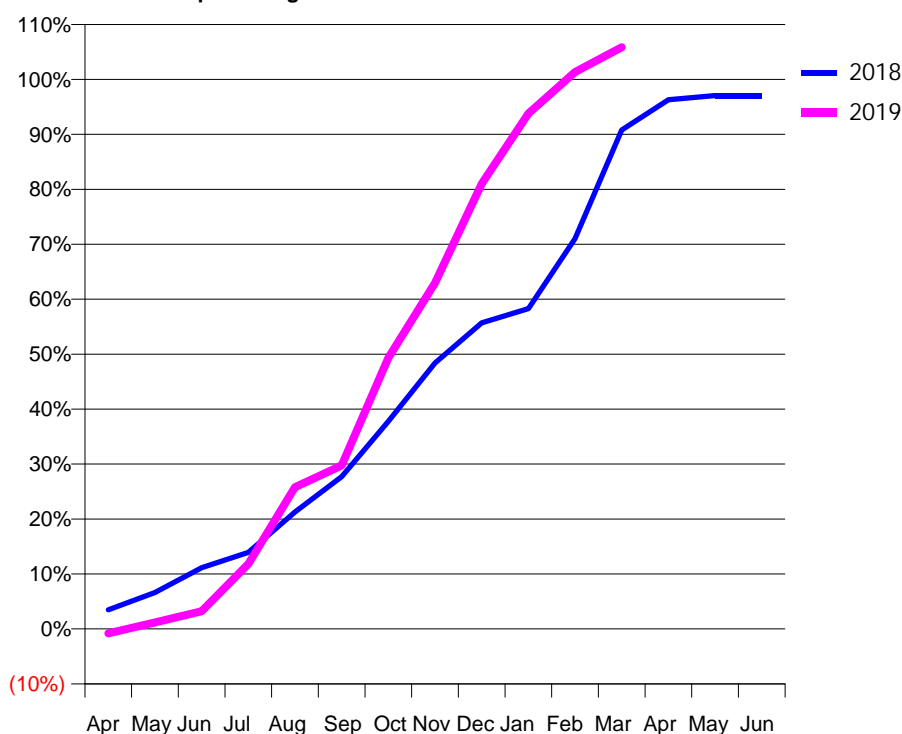
### Q60 - Vital Signs Orthodontic At a Glance Contract Report for 181110/0004 - March 2019

Name or company name	IDH Limited	18/19 Contracted general activity (UDA)	25,040
Contract type name	GDS Contract	Carry forward general activity (UDA)	0
Purpose of contract	General and Orthodontic	18/19 Contracted orthodontic activity (UOA)	2,792
Contract start date	01/08/2008	Carry forward orthodontic activity (UOA)	82
Contract end date		Baseline contract value	£800,864.64

ACCESS	Contract	England and Wales
24 month ratio of assessments to patient IDs	1.04	1.08

ACTIVITY	Contract
Contract assess and fit appliances (case starts) as a percentage of Area Team case starts	3.3 %

Cumulative percentage of contracted UOA delivered 2018 & 2019



Month	Adjusted Scheduled Activity (UOA)		
	2017	2018	2019
April	316	97	-23
May	533	185	33
June	646	311	90
July	867	389	330
August	959	594	720
September	1,244	774	830
October	1,493	1,055	1,378
November	1,803	1,351	1,757
December	1,969	1,555	2,261
January	2,071	1,628	2,618
February	2,231	1,983	2,829
March	2,554	2,535	2,955
April	2,660	2,689	
May	2,662	2,710	
June	2,662	2,710	

### QUANTITY METRICS (rolling 12 month period)

	Contract Quantity	Contract Base Number	Contract *	Area Team	Region	England
% of all assessments that were assess and fit appliances (case starts)	151	235	64.3%	60.1%	57.1%	59.2%
% of all assessments that were assess and refuse	58	235	24.7%	15.4%	11.5%	12.0%
% of all assessments that were assess and review	26	235	11.1%	24.4%	31.4%	28.8%
% of case starts with a reported IOTN of 3 and Aesthetic Component of 5 or below	0	151	N/A	0.1%	0.1%	0.1%
% of case starts with a reported IOTN of 3 and Aesthetic Component of 6 or above	6	151	4.0%	3.5%	3.9%	3.9%
% of case starts with a reported IOTN of 4	127	151	84.1%	78.7%	75.9%	77.6%
% of case starts with a reported IOTN of 5	18	151	11.9%	16.6%	17.9%	16.7 %
% of concluded courses in receipt of dual-arch fixed appliances	103	113	91.2%	84.1%	69.5%	72.9%
% of concluded courses where treatment was abandoned or discontinued	5	113	4.4%	8.1%	9.7%	8.7%
% of patients satisfied with the treatment they have received	2	2	100.0%	94.4%	95.2%	95.7%

\* Figures in italics indicate that the base number is less than 100.



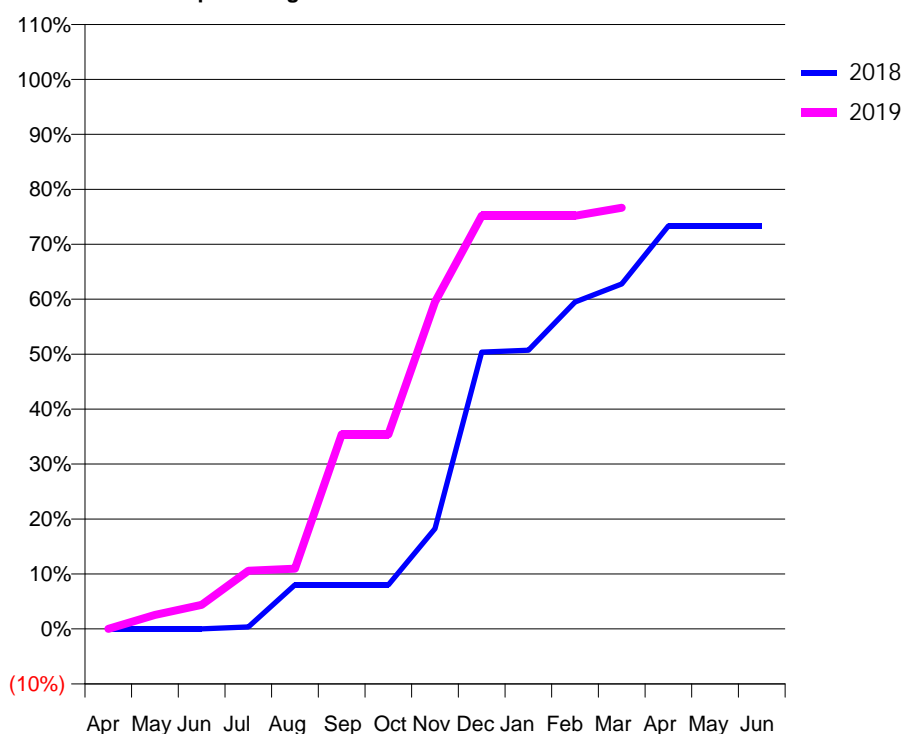
### Q60 - Vital Signs Orthodontic At a Glance Contract Report for 188239/0001 - March 2019

Name or company name	Dr J S Jandu and Ms K K Bhambra	18/19 Contracted general activity (UDA)	8,309
Contract type name	GDS Contract	Carry forward general activity (UDA)	86
Purpose of contract	General and Orthodontic	18/19 Contracted orthodontic activity (UOA)	274
Contract start date	01/12/2009	Carry forward orthodontic activity (UOA)	0
Contract end date		Baseline contract value	£227,268.97

ACCESS	Contract	England and Wales
24 month ratio of assessments to patient IDs	1.20	1.08

ACTIVITY	Contract
Contract assess and fit appliances (case starts) as a percentage of Area Team case starts	0.2 %

Cumulative percentage of contracted UOA delivered 2018 & 2019



Month	Adjusted Scheduled Activity (UOA)		
	2017	2018	2019
April	3	0	0
May	24	0	7
June	150	0	12
July	213	1	29
August	213	22	30
September	234	22	97
October	234	22	97
November	234	50	163
December	234	138	206
January	255	139	206
February	255	163	206
March	255	172	210
April	255	201	
May	255	201	
June	255	201	

#### QUANTITY METRICS (rolling 12 month period)

	Contract Quantity	Contract Base Number	Contract *	Area Team	Region	England
% of all assessments that were assess and fit appliances (case starts)	9	59	15.3%	60.1%	57.1%	59.2%
% of all assessments that were assess and refuse	14	59	23.7%	15.4%	11.5%	12.0%
% of all assessments that were assess and review	36	59	61.0%	24.4%	31.4%	28.8%
% of case starts with a reported IOTN of 3 and Aesthetic Component of 5 or below	0	9	N/A	0.1%	0.1%	0.1%
% of case starts with a reported IOTN of 3 and Aesthetic Component of 6 or above	0	9	N/A	3.5%	3.9%	3.9%
% of case starts with a reported IOTN of 4	7	9	77.8%	78.7%	75.9%	77.6%
% of case starts with a reported IOTN of 5	2	9	22.2%	16.6%	17.9%	16.7 %
% of concluded courses in receipt of dual-arch fixed appliances	1	1	100.0%	84.1%	69.5%	72.9%
% of concluded courses where treatment was abandoned or discontinued	0	1	0.0%	8.1%	9.7%	8.7%
% of patients satisfied with the treatment they have received	0	0	N/A	94.4%	95.2%	95.7%

\* Figures in italics indicate that the base number is less than 100.

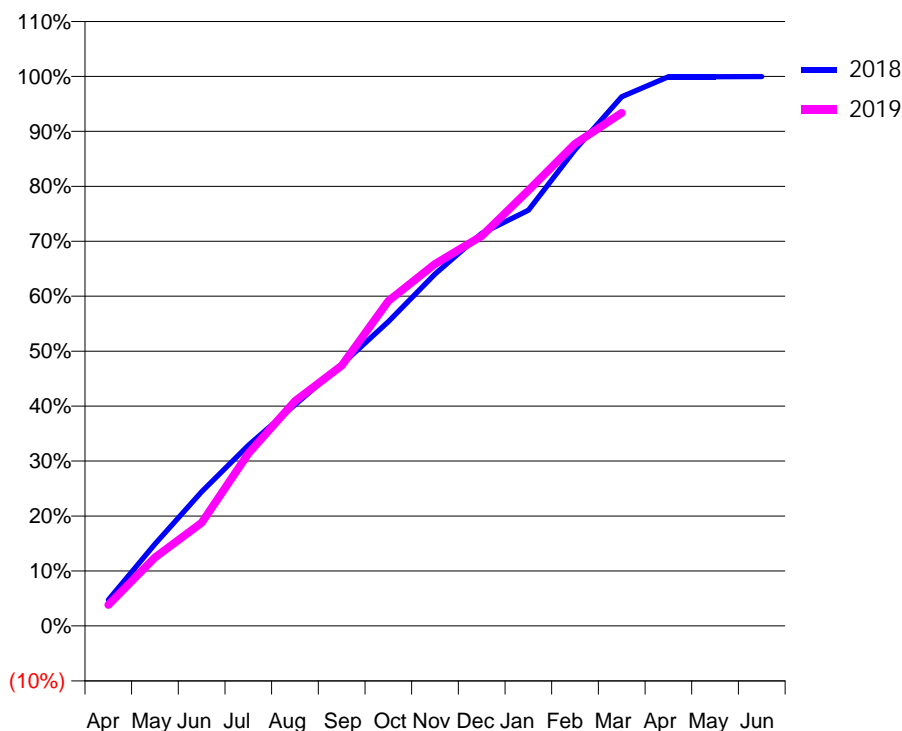
### Q60 - Vital Signs Orthodontic At a Glance Contract Report for 193968/0001 - March 2019

Name or company name	Madeley Practice Ltd	18/19 Contracted general activity (UDA)	0
Contract type name	PDS Contract	Carry forward general activity (UDA)	0
Purpose of contract	Orthodontic	18/19 Contracted orthodontic activity (UOA)	11,508
Contract start date	01/10/2014	Carry forward orthodontic activity (UOA)	3
Contract end date	21/08/2020	Baseline contract value	£731,761.68

ACCESS	Contract	England and Wales
24 month ratio of assessments to patient IDs	1.07	1.08

ACTIVITY	Contract
Contract assess and fit appliances (case starts) as a percentage of Area Team case starts	11.7 %

Cumulative percentage of contracted UOA delivered 2018 & 2019



Month	Adjusted Scheduled Activity (UOA)		
	2017	2018	2019
April	281	546	439
May	1,346	1,714	1,433
June	2,105	2,812	2,160
July	3,296	3,784	3,611
August	3,984	4,630	4,706
September	5,043	5,474	5,449
October	6,375	6,373	6,803
November	7,786	7,367	7,581
December	8,953	8,221	8,164
January	9,932	8,705	9,120
February	10,717	9,971	10,097
March	11,302	11,083	10,743
April	11,505	11,498	
May	11,510	11,501	
June	11,516	11,505	

#### QUANTITY METRICS (rolling 12 month period)

	Contract Quantity	Contract Base Number	Contract *	Area Team	Region	England
% of all assessments that were assess and fit appliances (case starts)	529	825	64.1%	60.1%	57.1%	59.2%
% of all assessments that were assess and refuse	24	825	2.9%	15.4%	11.5%	12.0%
% of all assessments that were assess and review	272	825	33.0%	24.4%	31.4%	28.8%
% of case starts with a reported IOTN of 3 and Aesthetic Component of 5 or below	0	529	N/A	0.1%	0.1%	0.1%
% of case starts with a reported IOTN of 3 and Aesthetic Component of 6 or above	12	529	2.3%	3.5%	3.9%	3.9%
% of case starts with a reported IOTN of 4	422	529	79.8%	78.7%	75.9%	77.6%
% of case starts with a reported IOTN of 5	95	529	18.0%	16.6%	17.9%	16.7%
% of concluded courses in receipt of dual-arch fixed appliances	354	449	78.8%	84.1%	69.5%	72.9%
% of concluded courses where treatment was abandoned or discontinued	58	449	12.9%	8.1%	9.7%	8.7%
% of patients satisfied with the treatment they have received	8	9	88.9%	94.4%	95.2%	95.7%

\* Figures in italics indicate that the base number is less than 100.

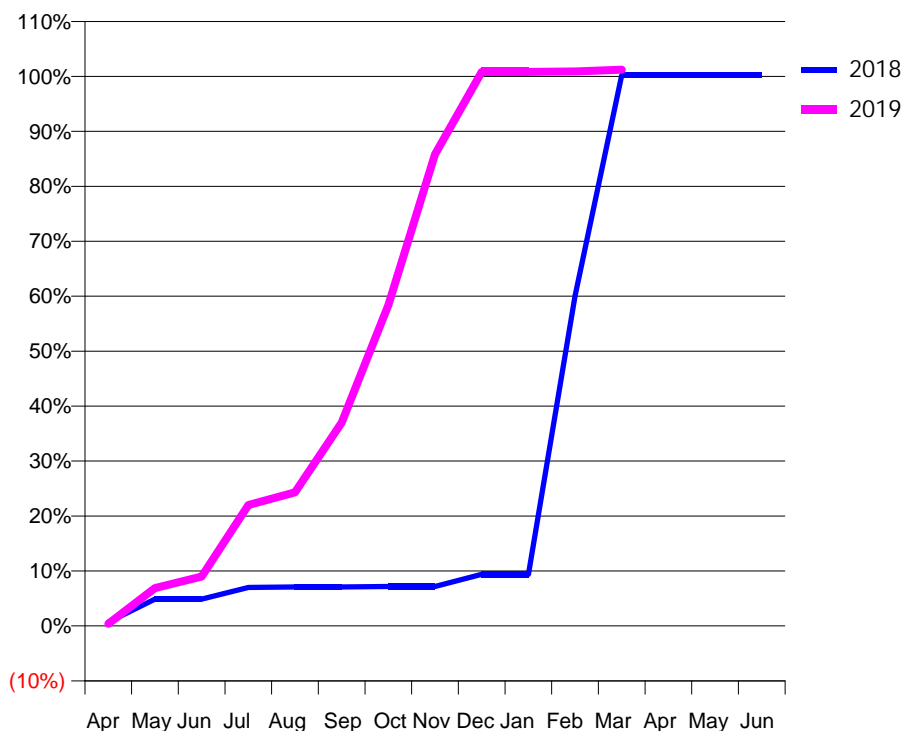
### Q60 - Vital Signs Orthodontic At a Glance Contract Report for 195170/0001 - March 2019

Name or company name	Station House Dental Practice (Telford) Ltd.	18/19 Contracted general activity (UDA)	39,000
Contract type name	Pilot Contract	Carry forward general activity (UDA)	0
Purpose of contract	General and Orthodontic	18/19 Contracted orthodontic activity (UOA)	1,000
Contract start date	01/12/2009	Carry forward orthodontic activity (UOA)	-2
Contract end date		Baseline contract value	£1,149,744.54

ACCESS	Contract	England and Wales
24 month ratio of assessments to patient IDs	1.01	1.08

ACTIVITY	Contract
Contract assess and fit appliances (case starts) as a percentage of Area Team case starts	1.0 %

Cumulative percentage of contracted UOA delivered 2018 & 2019



Month	Adjusted Scheduled Activity (UOA)		
	2017	2018	2019
April	2	7	4
May	44	49	69
June	65	49	90
July	65	70	220
August	89	71	243
September	111	71	370
October	132	72	584
November	132	72	858
December	153	94	1,008
January	155	94	1,008
February	179	600	1,009
March	1,002	1,002	1,012
April	1,002	1,002	
May	1,002	1,002	
June	1,002	1,002	

### QUANTITY METRICS (rolling 12 month period)

	Contract Quantity	Contract Base Number	Contract *	Area Team	Region	England
% of all assessments that were assess and fit appliances (case starts)	47	70	67.1%	60.1%	57.1%	59.2%
% of all assessments that were assess and refuse	15	70	21.4%	15.4%	11.5%	12.0%
% of all assessments that were assess and review	8	70	11.4%	24.4%	31.4%	28.8%
% of case starts with a reported IOTN of 3 and Aesthetic Component of 5 or below	0	47	<i>N/A</i>	0.1%	0.1%	0.1%
% of case starts with a reported IOTN of 3 and Aesthetic Component of 6 or above	0	47	<i>N/A</i>	3.5%	3.9%	3.9%
% of case starts with a reported IOTN of 4	38	47	80.9%	78.7%	75.9%	77.6%
% of case starts with a reported IOTN of 5	9	47	19.1%	16.6%	17.9%	16.7%
% of concluded courses in receipt of dual-arch fixed appliances	37	43	86.0%	84.1%	69.5%	72.9%
% of concluded courses where treatment was abandoned or discontinued	5	43	11.6%	8.1%	9.7%	8.7%
% of patients satisfied with the treatment they have received	1	1	100.0%	94.4%	95.2%	95.7%

\* Figures in italics indicate that the base number is less than 100.

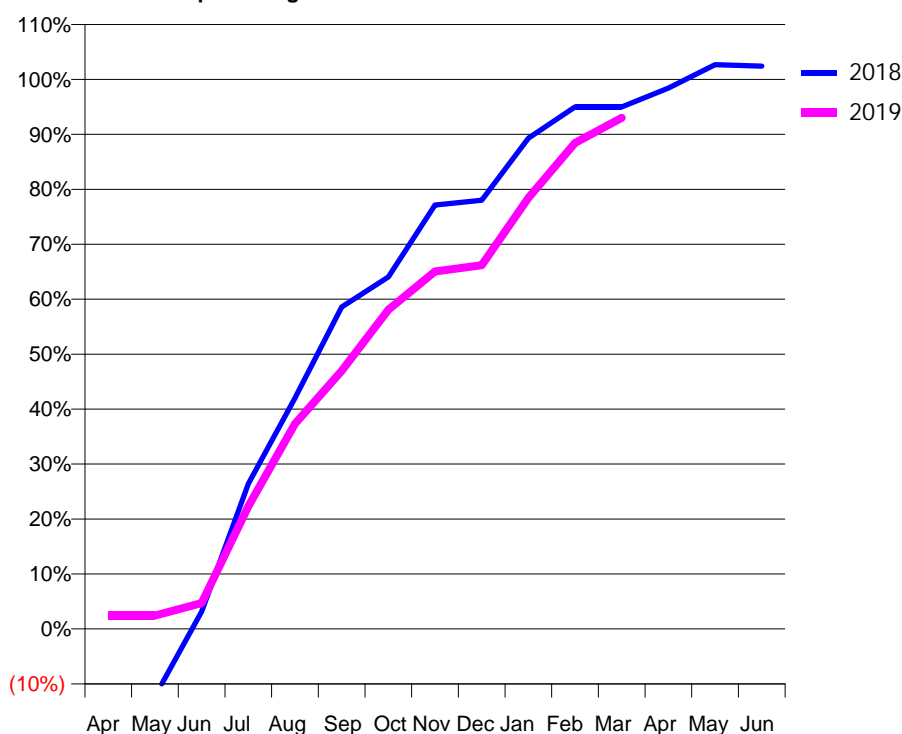
### Q60 - Vital Signs Orthodontic At a Glance Contract Report for 197351/0001 - March 2019

Name or company name	Exclusive Orthodontics Ltd	18/19 Contracted general activity (UDA)	0
Contract type name	PDS Contract	Carry forward general activity (UDA)	0
Purpose of contract	Orthodontic	18/19 Contracted orthodontic activity (UOA)	7,497
Contract start date	01/04/2008	Carry forward orthodontic activity (UOA)	-183
Contract end date	31/03/2020	Baseline contract value	£514,640.09

ACCESS	Contract	England and Wales
24 month ratio of assessments to patient IDs	1.01	1.08

ACTIVITY	Contract
Contract assess and fit appliances (case starts) as a percentage of Area Team case starts	7.7 %

Cumulative percentage of contracted UOA delivered 2018 & 2019



Month	Adjusted Scheduled Activity (UOA)		
	2017	2018	2019
April	222	-1,658	183
May	1,633	-922	183
June	1,831	237	354
July	3,387	1,982	1,674
August	4,239	3,150	2,799
September	4,233	4,392	3,522
October	5,481	4,802	4,355
November	6,737	5,782	4,876
December	7,251	5,848	4,962
January	7,550	6,695	5,881
February	7,619	7,121	6,628
March	7,621	7,122	6,973
April	7,860	7,379	
May	7,933	7,697	
June	7,934	7,676	

#### QUANTITY METRICS (rolling 12 month period)

	Contract Quantity	Contract Base Number	Contract *	Area Team	Region	England
% of all assessments that were assess and fit appliances (case starts)	350	490	71.4%	60.1%	57.1%	59.2%
% of all assessments that were assess and refuse	94	490	19.2%	15.4%	11.5%	12.0%
% of all assessments that were assess and review	46	490	9.4%	24.4%	31.4%	28.8%
% of case starts with a reported IOTN of 3 and Aesthetic Component of 5 or below	0	350	N/A	0.1%	0.1%	0.1%
% of case starts with a reported IOTN of 3 and Aesthetic Component of 6 or above	5	350	1.4%	3.5%	3.9%	3.9%
% of case starts with a reported IOTN of 4	270	350	77.1%	78.7%	75.9%	77.6%
% of case starts with a reported IOTN of 5	69	350	19.7%	16.6%	17.9%	16.7 %
% of concluded courses in receipt of dual-arch fixed appliances	298	355	83.9%	84.1%	69.5%	72.9%
% of concluded courses where treatment was abandoned or discontinued	7	355	2.0%	8.1%	9.7%	8.7%
% of patients satisfied with the treatment they have received	8	10	80.0%	94.4%	95.2%	95.7%

\* Figures in italics indicate that the base number is less than 100.

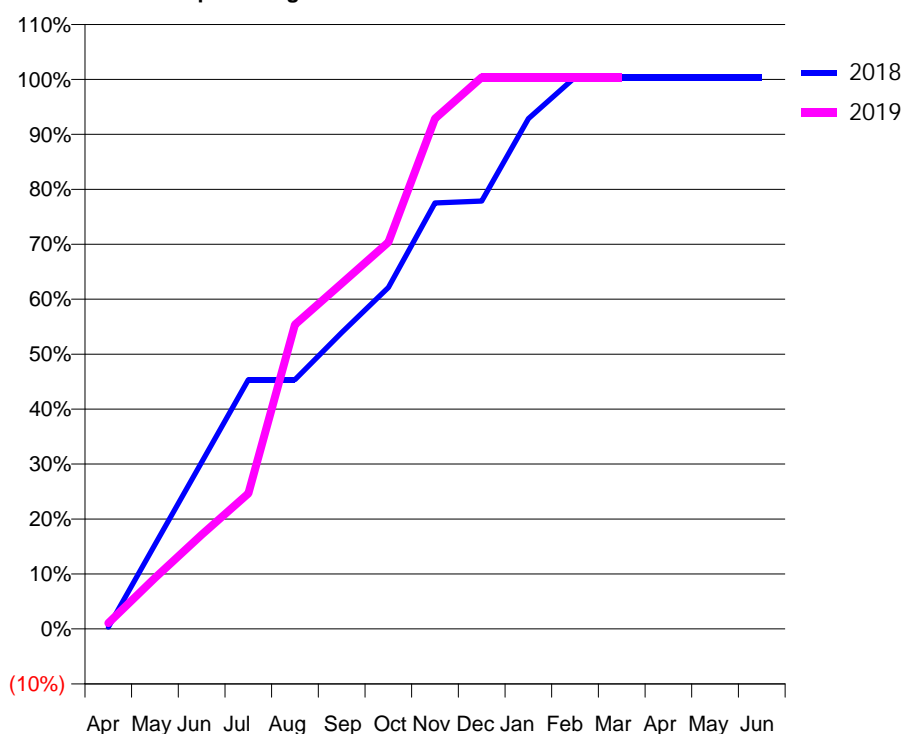
### Q60 - Vital Signs Orthodontic At a Glance Contract Report for 198595/0001 - March 2019

Name or company name	Khanna Dental Limited	18/19 Contracted general activity (UDA)	12,412
Contract type name	GDS Contract	Carry forward general activity (UDA)	119
Purpose of contract	General and Orthodontic	18/19 Contracted orthodontic activity (UOA)	280
Contract start date	01/07/2014	Carry forward orthodontic activity (UOA)	-1
Contract end date		Baseline contract value	£369,425.01

ACCESS	Contract	England and Wales
24 month ratio of assessments to patient IDs	1.11	1.08

ACTIVITY	Contract
Contract assess and fit appliances (case starts) as a percentage of Area Team case starts	0.3 %

Cumulative percentage of contracted UOA delivered 2018 & 2019



Month	Adjusted Scheduled Activity (UOA)		
	2017	2018	2019
April	22	1	3
May	89	43	26
June	131	85	48
July	174	127	69
August	196	127	155
September	238	151	176
October	238	174	197
November	238	217	260
December	259	218	281
January	260	260	281
February	281	281	281
March	281	281	281
April	281	281	
May	281	281	
June	281	281	

#### QUANTITY METRICS (rolling 12 month period)

	Contract Quantity	Contract Base Number	Contract *	Area Team	Region	England
% of all assessments that were assess and fit appliances (case starts)	13	21	61.9%	60.1%	57.1%	59.2%
% of all assessments that were assess and refuse	3	21	14.3%	15.4%	11.5%	12.0%
% of all assessments that were assess and review	5	21	23.8%	24.4%	31.4%	28.8%
% of case starts with a reported IOTN of 3 and Aesthetic Component of 5 or below	0	13	N/A	0.1%	0.1%	0.1%
% of case starts with a reported IOTN of 3 and Aesthetic Component of 6 or above	0	13	N/A	3.5%	3.9%	3.9%
% of case starts with a reported IOTN of 4	9	13	69.2%	78.7%	75.9%	77.6%
% of case starts with a reported IOTN of 5	4	13	30.8%	16.6%	17.9%	16.7%
% of concluded courses in receipt of dual-arch fixed appliances	8	8	100.0%	84.1%	69.5%	72.9%
% of concluded courses where treatment was abandoned or discontinued	0	8	0.0%	8.1%	9.7%	8.7%
% of patients satisfied with the treatment they have received	1	1	100.0%	94.4%	95.2%	95.7%

\* Figures in italics indicate that the base number is less than 100.

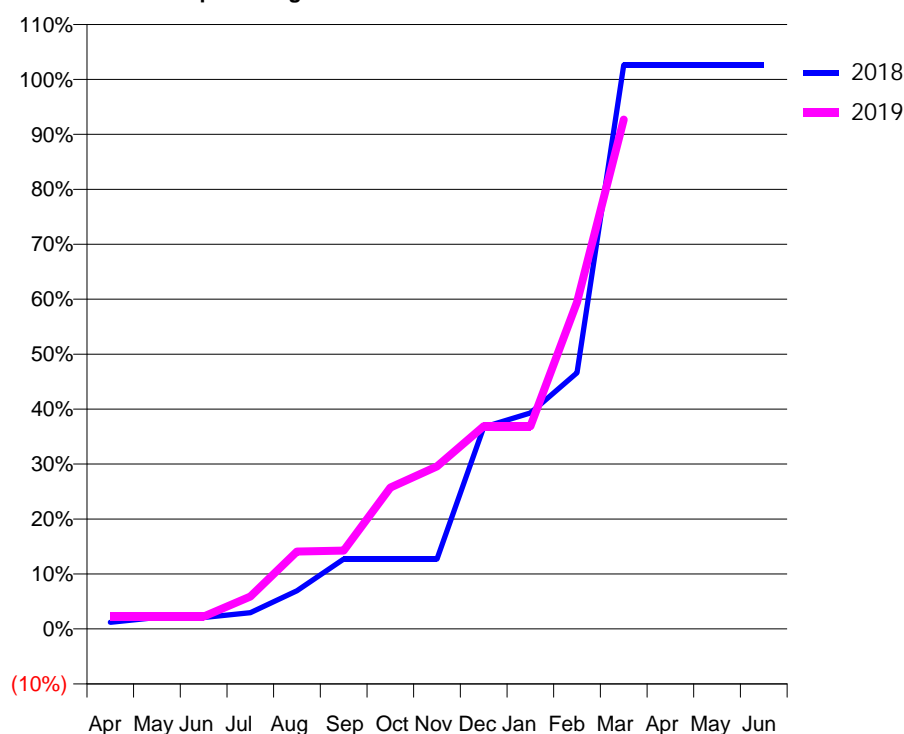
### Q60 - Vital Signs Orthodontic At a Glance Contract Report for 215708/0001 - March 2019

Name or company name	Asquith House Dental Practice Partnership	18/19 Contracted general activity (UDA)	10,628
Contract type name	GDS Contract	Carry forward general activity (UDA)	8
Purpose of contract	General and Orthodontic	18/19 Contracted orthodontic activity (UOA)	575
Contract start date	01/04/2006	Carry forward orthodontic activity (UOA)	-12
Contract end date		Baseline contract value	£338,527.05

ACCESS	Contract	England and Wales
24 month ratio of assessments to patient IDs	1.09	1.08

ACTIVITY	Contract
Contract assess and fit appliances (case starts) as a percentage of Area Team case starts	0.7 %

Cumulative percentage of contracted UOA delivered 2018 & 2019



Month	Adjusted Scheduled Activity (UOA)		
	2017	2018	2019
April	22	7	13
May	139	12	13
June	212	12	13
July	277	17	34
August	283	40	81
September	287	73	82
October	340	73	148
November	366	73	170
December	433	211	212
January	466	226	212
February	512	268	342
March	565	590	533
April	571	590	
May	574	590	
June	574	590	

#### QUANTITY METRICS (rolling 12 month period)

	Contract Quantity	Contract Base Number	Contract *	Area Team	Region	England
% of all assessments that were assess and fit appliances (case starts)	31	82	37.8%	60.1%	57.1%	59.2%
% of all assessments that were assess and refuse	30	82	36.6%	15.4%	11.5%	12.0%
% of all assessments that were assess and review	21	82	25.6%	24.4%	31.4%	28.8%
% of case starts with a reported IOTN of 3 and Aesthetic Component of 5 or below	0	31	<i>N/A</i>	0.1%	0.1%	0.1%
% of case starts with a reported IOTN of 3 and Aesthetic Component of 6 or above	0	31	<i>N/A</i>	3.5%	3.9%	3.9%
% of case starts with a reported IOTN of 4	26	31	83.9%	78.7%	75.9%	77.6%
% of case starts with a reported IOTN of 5	5	31	16.1%	16.6%	17.9%	16.7%
% of concluded courses in receipt of dual-arch fixed appliances	0	0	<i>N/A</i>	84.1%	69.5%	72.9%
% of concluded courses where treatment was abandoned or discontinued	0	0	<i>N/A</i>	8.1%	9.7%	8.7%
% of patients satisfied with the treatment they have received	0	0	<i>N/A</i>	94.4%	95.2%	95.7%

\* Figures in italics indicate that the base number is less than 100.

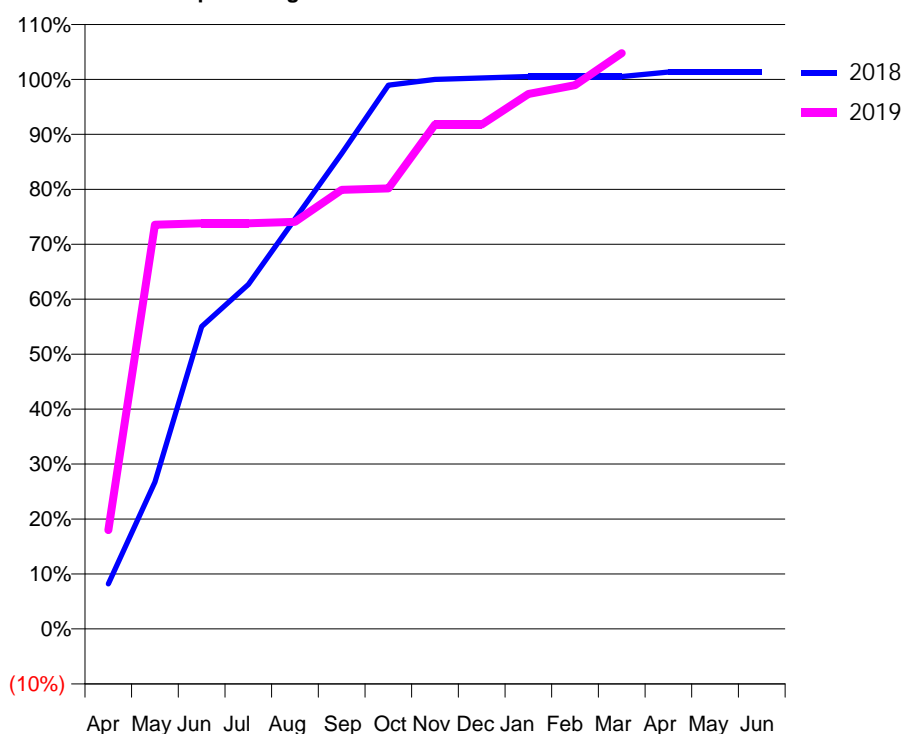
### Q60 - Vital Signs Orthodontic At a Glance Contract Report for 238120/0001 - March 2019

Name or company name	DR AS SADHRA	18/19 Contracted general activity (UDA)	600
Contract type name	GDS Contract	Carry forward general activity (UDA)	0
Purpose of contract	General and Orthodontic	18/19 Contracted orthodontic activity (UOA)	378
Contract start date	01/04/2006	Carry forward orthodontic activity (UOA)	-5
Contract end date		Baseline contract value	£33,299.60

ACCESS	Contract	England and Wales
24 month ratio of assessments to patient IDs	1.05	1.08

ACTIVITY	Contract
Contract assess and fit appliances (case starts) as a percentage of Area Team case starts	0.4 %

Cumulative percentage of contracted UOA delivered 2018 & 2019



Month	Adjusted Scheduled Activity (UOA)		
	2017	2018	2019
April	0	31	68
May	22	101	278
June	22	208	279
July	44	237	279
August	70	282	280
September	142	327	302
October	207	374	303
November	337	378	347
December	341	379	347
January	364	380	368
February	408	380	374
March	409	380	396
April	409	383	
May	409	383	
June	409	383	

### QUANTITY METRICS (rolling 12 month period)

	Contract Quantity	Contract Base Number	Contract *	Area Team	Region	England
% of all assessments that were assess and fit appliances (case starts)	18	34	52.9%	60.1%	57.1%	59.2%
% of all assessments that were assess and refuse	2	34	5.9%	15.4%	11.5%	12.0%
% of all assessments that were assess and review	14	34	41.2%	24.4%	31.4%	28.8%
% of case starts with a reported IOTN of 3 and Aesthetic Component of 5 or below	0	18	N/A	0.1%	0.1%	0.1%
% of case starts with a reported IOTN of 3 and Aesthetic Component of 6 or above	0	18	N/A	3.5%	3.9%	3.9%
% of case starts with a reported IOTN of 4	18	18	100.0%	78.7%	75.9%	77.6%
% of case starts with a reported IOTN of 5	0	18	N/A	16.6%	17.9%	16.7%
% of concluded courses in receipt of dual-arch fixed appliances	8	15	53.3%	84.1%	69.5%	72.9%
% of concluded courses where treatment was abandoned or discontinued	4	15	26.7%	8.1%	9.7%	8.7%
% of patients satisfied with the treatment they have received	1	1	100.0%	94.4%	95.2%	95.7%

\* Figures in italics indicate that the base number is less than 100.

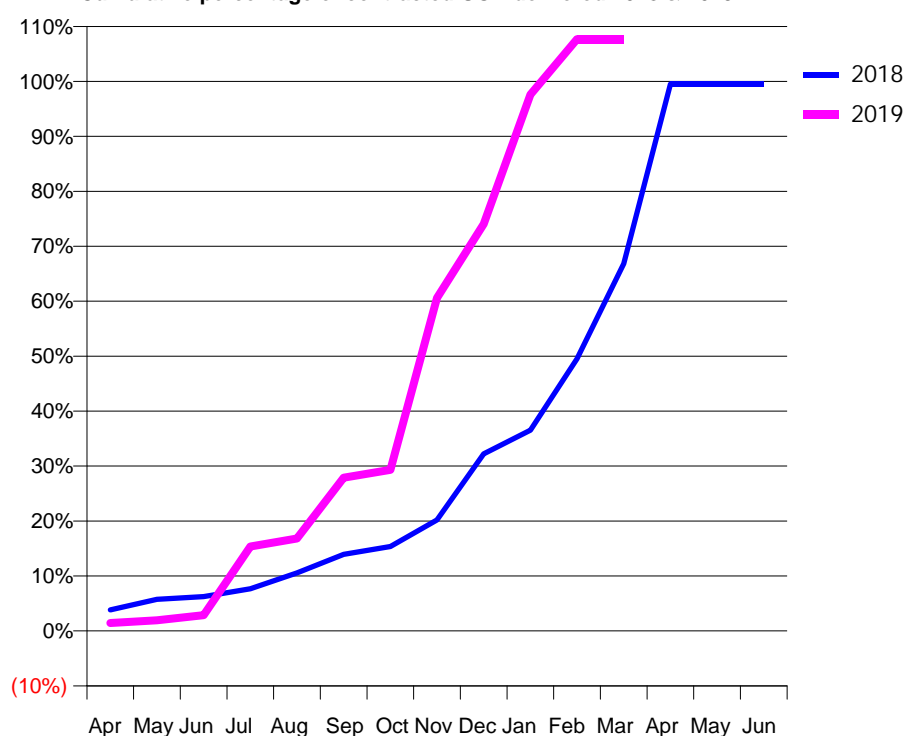
### Q60 - Vital Signs Orthodontic At a Glance Contract Report for 303496/0002 - March 2019

Name or company name	MR AR FEE	18/19 Contracted general activity (UDA)	1,774
Contract type name	GDS Contract	Carry forward general activity (UDA)	0
Purpose of contract	General and Orthodontic	18/19 Contracted orthodontic activity (UOA)	208
Contract start date	13/09/2010	Carry forward orthodontic activity (UOA)	1
Contract end date		Baseline contract value	£61,680.31

ACCESS	Contract	England and Wales
24 month ratio of assessments to patient IDs	1.11	1.08

ACTIVITY	Contract
Contract assess and fit appliances (case starts) as a percentage of Area Team case starts	0.3 %

Cumulative percentage of contracted UOA delivered 2018 & 2019



Month	Adjusted Scheduled Activity (UOA)		
	2017	2018	2019
April	4	8	3
May	4	12	4
June	5	13	6
July	10	16	32
August	12	22	35
September	13	29	58
October	13	32	61
November	18	42	126
December	22	67	154
January	22	76	203
February	67	103	224
March	96	139	224
April	214	207	
May	214	207	
June	214	207	

#### QUANTITY METRICS (rolling 12 month period)

	Contract Quantity	Contract Base Number	Contract *	Area Team	Region	England
% of all assessments that were assess and fit appliances (case starts)	12	53	22.6%	60.1%	57.1%	59.2%
% of all assessments that were assess and refuse	18	53	34.0%	15.4%	11.5%	12.0%
% of all assessments that were assess and review	23	53	43.4%	24.4%	31.4%	28.8%
% of case starts with a reported IOTN of 3 and Aesthetic Component of 5 or below	0	12	<i>N/A</i>	0.1%	0.1%	0.1%
% of case starts with a reported IOTN of 3 and Aesthetic Component of 6 or above	0	12	<i>N/A</i>	3.5%	3.9%	3.9%
% of case starts with a reported IOTN of 4	12	12	100.0%	78.7%	75.9%	77.6%
% of case starts with a reported IOTN of 5	0	12	<i>N/A</i>	16.6%	17.9%	16.7%
% of concluded courses in receipt of dual-arch fixed appliances	5	6	83.3%	84.1%	69.5%	72.9%
% of concluded courses where treatment was abandoned or discontinued	1	6	16.7%	8.1%	9.7%	8.7%
% of patients satisfied with the treatment they have received	0	0	<i>N/A</i>	94.4%	95.2%	95.7%

\* Figures in italics indicate that the base number is less than 100.



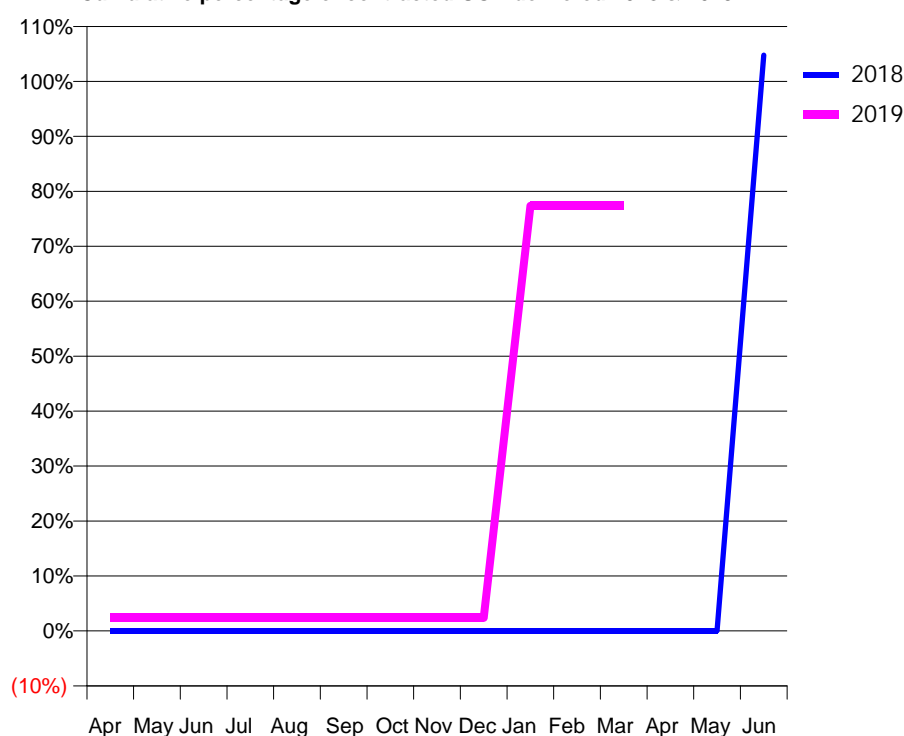
### Q60 - Vital Signs Orthodontic At a Glance Contract Report for 319163/0001 - March 2019

Name or company name	MRS UF PENCAVEL	18/19 Contracted general activity (UDA)	2,276
Contract type name	GDS Contract	Carry forward general activity (UDA)	69
Purpose of contract	General and Orthodontic	18/19 Contracted orthodontic activity (UOA)	84
Contract start date	01/04/2006	Carry forward orthodontic activity (UOA)	-2
Contract end date		Baseline contract value	£63,646.83

ACCESS	Contract	England and Wales
24 month ratio of assessments to patient IDs	1.06	1.08

ACTIVITY	Contract
Contract assess and fit appliances (case starts) as a percentage of Area Team case starts	0.1 %

Cumulative percentage of contracted UOA delivered 2018 & 2019



Month	Adjusted Scheduled Activity (UOA)		
	2017	2018	2019
April	0	0	2
May	0	0	2
June	0	0	2
July	0	0	2
August	0	0	2
September	0	0	2
October	0	0	2
November	0	0	2
December	0	0	2
January	0	0	65
February	0	0	65
March	0	0	65
April	0	0	
May	21	0	
June	84	88	

#### QUANTITY METRICS (rolling 12 month period)

	Contract Quantity	Contract Base Number	Contract *	Area Team	Region	England
% of all assessments that were assess and fit appliances (case starts)	6	31	19.4%	60.1%	57.1%	59.2%
% of all assessments that were assess and refuse	0	31	0.0%	15.4%	11.5%	12.0%
% of all assessments that were assess and review	25	31	80.6%	24.4%	31.4%	28.8%
% of case starts with a reported IOTN of 3 and Aesthetic Component of 5 or below	0	6	N/A	0.1%	0.1%	0.1%
% of case starts with a reported IOTN of 3 and Aesthetic Component of 6 or above	0	6	N/A	3.5%	3.9%	3.9%
% of case starts with a reported IOTN of 4	6	6	100.0%	78.7%	75.9%	77.6%
% of case starts with a reported IOTN of 5	0	6	N/A	16.6%	17.9%	16.7%
% of concluded courses in receipt of dual-arch fixed appliances	0	1	N/A	84.1%	69.5%	72.9%
% of concluded courses where treatment was abandoned or discontinued	1	1	100.0%	8.1%	9.7%	8.7%
% of patients satisfied with the treatment they have received	0	0	N/A	94.4%	95.2%	95.7%

\* Figures in italics indicate that the base number is less than 100.

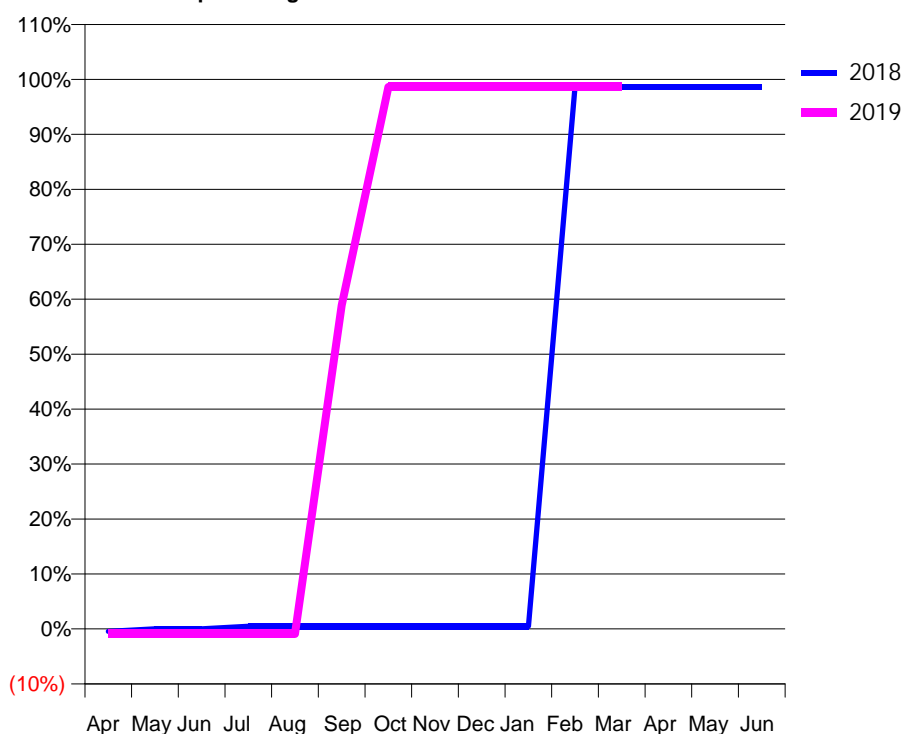
### Q60 - Vital Signs Orthodontic At a Glance Contract Report for 361747/0001 - March 2019

Name or company name	MRS NK SUNNER	18/19 Contracted general activity (UDA)	6,987
Contract type name	GDS Contract	Carry forward general activity (UDA)	279
Purpose of contract	General and Orthodontic	18/19 Contracted orthodontic activity (UOA)	214
Contract start date	01/06/2015	Carry forward orthodontic activity (UOA)	3
Contract end date		Baseline contract value	£189,632.66

ACCESS	Contract	England and Wales
24 month ratio of assessments to patient IDs	1.00	1.08

ACTIVITY	Contract
Contract assess and fit appliances (case starts) as a percentage of Area Team case starts	0.2 %

Cumulative percentage of contracted UOA delivered 2018 & 2019



Adjusted Scheduled Activity (UOA)			
Month	2017	2018	2019
April	6	-1	-2
May	6	-0	-2
June	71	-0	-2
July	92	1	-2
August	114	1	-2
September	114	1	126
October	135	1	211
November	135	1	211
December	135	1	211
January	156	1	211
February	156	211	211
March	199	211	211
April	209	211	
May	209	211	
June	209	211	

### QUANTITY METRICS (rolling 12 month period)

	Contract Quantity	Contract Base Number	Contract *	Area Team	Region	England
% of all assessments that were assess and fit appliances (case starts)	10	14	71.4%	60.1%	57.1%	59.2%
% of all assessments that were assess and refuse	1	14	7.1%	15.4%	11.5%	12.0%
% of all assessments that were assess and review	3	14	21.4%	24.4%	31.4%	28.8%
% of case starts with a reported IOTN of 3 and Aesthetic Component of 5 or below	0	10	<i>N/A</i>	0.1%	0.1%	0.1%
% of case starts with a reported IOTN of 3 and Aesthetic Component of 6 or above	0	10	<i>N/A</i>	3.5%	3.9%	3.9%
% of case starts with a reported IOTN of 4	8	10	80.0%	78.7%	75.9%	77.6%
% of case starts with a reported IOTN of 5	2	10	20.0%	16.6%	17.9%	16.7%
% of concluded courses in receipt of dual-arch fixed appliances	1	5	20.0%	84.1%	69.5%	72.9%
% of concluded courses where treatment was abandoned or discontinued	0	5	0.0%	8.1%	9.7%	8.7%
% of patients satisfied with the treatment they have received	0	0	<i>N/A</i>	94.4%	95.2%	95.7%

\* Figures in italics indicate that the base number is less than 100.

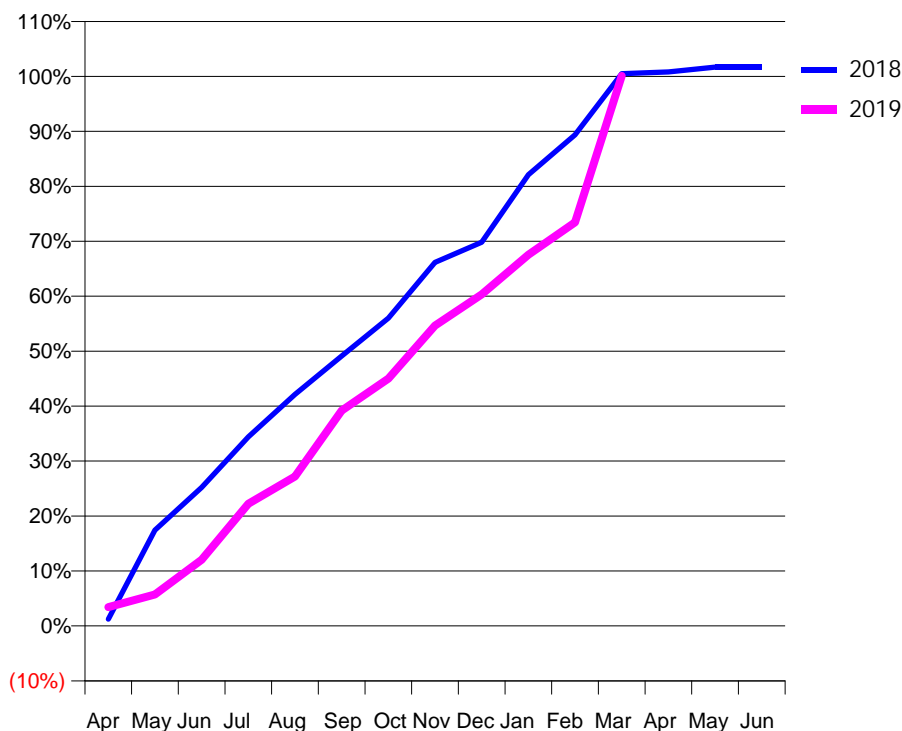
### Q60 - Vital Signs Orthodontic At a Glance Contract Report for 551333/0001 - March 2019

Name or company name	Ashlow Orthodontics Ltd	18/19 Contracted general activity (UDA)	0
Contract type name	PDS Contract	Carry forward general activity (UDA)	0
Purpose of contract	Orthodontic	18/19 Contracted orthodontic activity (UOA)	7,357
Contract start date	01/05/2006	Carry forward orthodontic activity (UOA)	-123
Contract end date	21/08/2020	Baseline contract value	£434,690.60

ACCESS	Contract	England and Wales
24 month ratio of assessments to patient IDs	1.09	1.08

ACTIVITY	Contract
Contract assess and fit appliances (case starts) as a percentage of Area Team case starts	7.6 %

Cumulative percentage of contracted UOA delivered 2018 & 2019



Month	Adjusted Scheduled Activity (UOA)		
	2017	2018	2019
April	267	92	253
May	1,096	1,282	423
June	1,772	1,854	887
July	2,628	2,530	1,636
August	3,281	3,099	2,000
September	3,485	3,614	2,883
October	4,198	4,122	3,310
November	5,121	4,865	4,021
December	5,649	5,137	4,437
January	6,521	6,041	4,970
February	7,142	6,574	5,403
March	7,408	7,393	7,362
April	7,438	7,415	
May	7,449	7,480	
June	7,449	7,480	

#### QUANTITY METRICS (rolling 12 month period)

	Contract Quantity	Contract Base Number	Contract *	Area Team	Region	England
% of all assessments that were assess and fit appliances (case starts)	342	514	66.5%	60.1%	57.1%	59.2%
% of all assessments that were assess and refuse	85	514	16.5%	15.4%	11.5%	12.0%
% of all assessments that were assess and review	87	514	16.9%	24.4%	31.4%	28.8%
% of case starts with a reported IOTN of 3 and Aesthetic Component of 5 or below	0	342	N/A	0.1%	0.1%	0.1%
% of case starts with a reported IOTN of 3 and Aesthetic Component of 6 or above	7	342	2.0%	3.5%	3.9%	3.9%
% of case starts with a reported IOTN of 4	285	342	83.3%	78.7%	75.9%	77.6%
% of case starts with a reported IOTN of 5	48	342	14.0%	16.6%	17.9%	16.7 %
% of concluded courses in receipt of dual-arch fixed appliances	180	192	93.8%	84.1%	69.5%	72.9%
% of concluded courses where treatment was abandoned or discontinued	12	192	6.3%	8.1%	9.7%	8.7%
% of patients satisfied with the treatment they have received	4	4	100.0%	94.4%	95.2%	95.7%

\* Figures in italics indicate that the base number is less than 100.

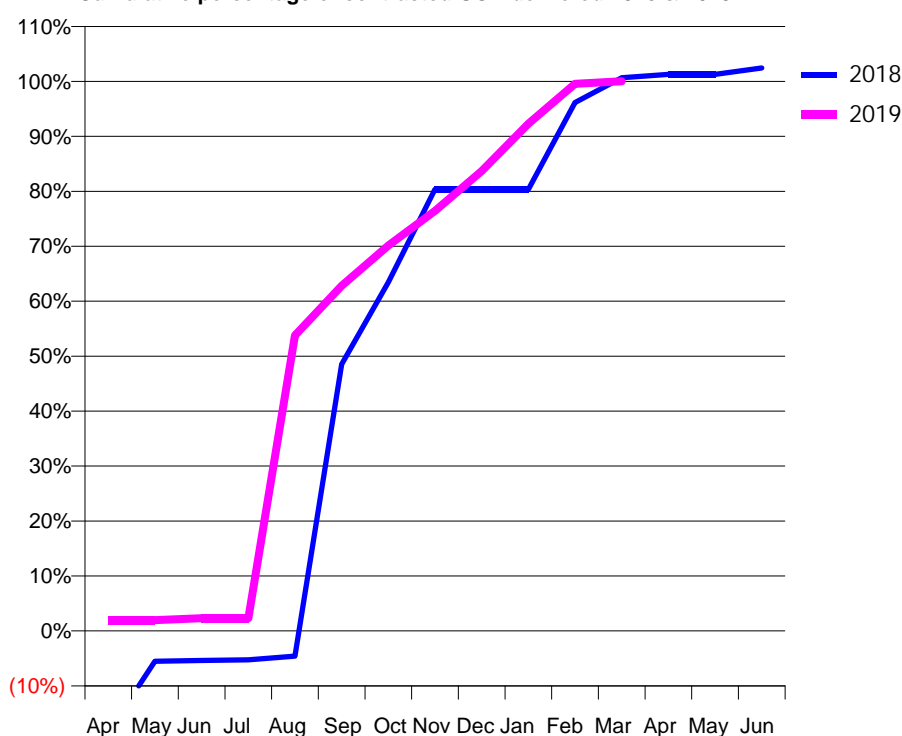
### Q60 - Vital Signs Orthodontic At a Glance Contract Report for 574880/0001 - March 2019

Name or company name	MR MB WARAICH	18/19 Contracted general activity (UDA)	6,462
Contract type name	GDS Contract	Carry forward general activity (UDA)	0
Purpose of contract	General and Orthodontic	18/19 Contracted orthodontic activity (UOA)	1,462
Contract start date	01/04/2006	Carry forward orthodontic activity (UOA)	-29
Contract end date		Baseline contract value	£214,924.60

ACCESS	Contract	England and Wales
24 month ratio of assessments to patient IDs	1.00	1.08

ACTIVITY	Contract
Contract assess and fit appliances (case starts) as a percentage of Area Team case starts	1.5 %

Cumulative percentage of contracted UOA delivered 2018 & 2019



Month	Adjusted Scheduled Activity (UOA)		
	2017	2018	2019
April	29	-271	29
May	29	-81	29
June	32	-79	34
July	37	-77	34
August	506	-67	786
September	554	710	918
October	1,148	928	1,025
November	1,178	1,175	1,117
December	1,184	1,175	1,223
January	1,186	1,175	1,349
February	1,191	1,406	1,455
March	1,571	1,472	1,462
April	1,596	1,481	
May	1,716	1,481	
June	1,716	1,498	

#### QUANTITY METRICS (rolling 12 month period)

	Contract Quantity	Contract Base Number	Contract *	Area Team	Region	England
% of all assessments that were assess and fit appliances (case starts)	66	136	48.5%	60.1%	57.1%	59.2%
% of all assessments that were assess and refuse	18	136	13.2%	15.4%	11.5%	12.0%
% of all assessments that were assess and review	52	136	38.2%	24.4%	31.4%	28.8%
% of case starts with a reported IOTN of 3 and Aesthetic Component of 5 or below	0	66	<i>N/A</i>	0.1%	0.1%	0.1%
% of case starts with a reported IOTN of 3 and Aesthetic Component of 6 or above	1	66	<i>1.5%</i>	3.5%	3.9%	3.9%
% of case starts with a reported IOTN of 4	58	66	<i>87.9%</i>	78.7%	75.9%	77.6%
% of case starts with a reported IOTN of 5	6	66	<i>9.1%</i>	16.6%	17.9%	16.7%
% of concluded courses in receipt of dual-arch fixed appliances	68	69	<i>98.6%</i>	84.1%	69.5%	72.9%
% of concluded courses where treatment was abandoned or discontinued	1	69	<i>1.4%</i>	8.1%	9.7%	8.7%
% of patients satisfied with the treatment they have received	9	9	<i>100.0%</i>	94.4%	95.2%	95.7%

\* Figures in italics indicate that the base number is less than 100.

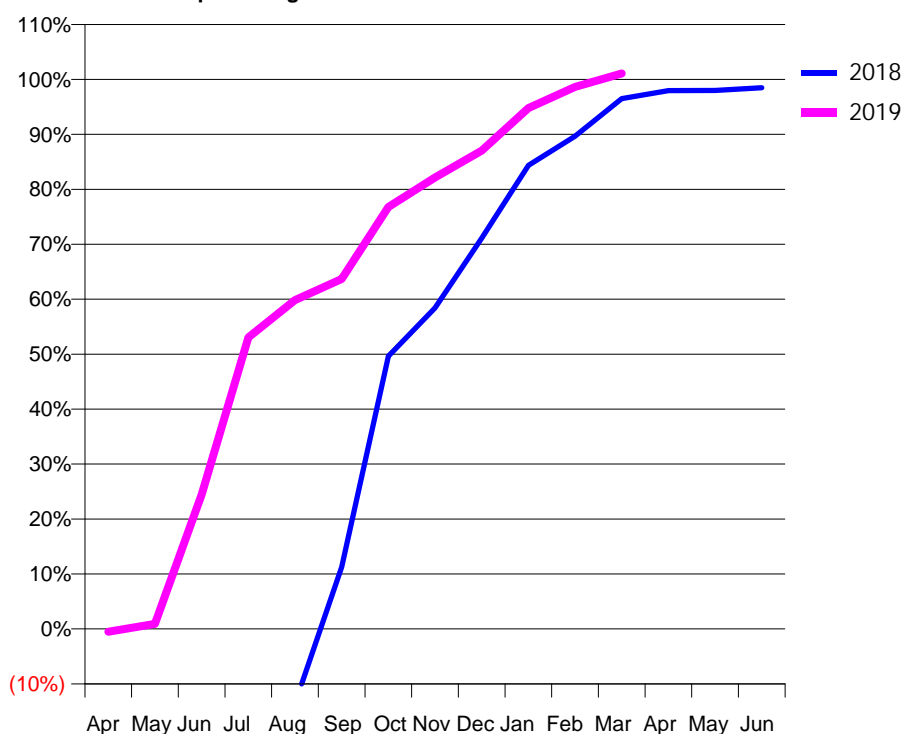
### Q60 - Vital Signs Orthodontic At a Glance Contract Report for 636053/0001 - March 2019

Name or company name	MR SS NANDHRA	18/19 Contracted general activity (UDA)	0
Contract type name	PDS Contract	Carry forward general activity (UDA)	0
Purpose of contract	Orthodontic	18/19 Contracted orthodontic activity (UOA)	4,341
Contract start date	01/04/2006	Carry forward orthodontic activity (UOA)	65
Contract end date	21/08/2020	Baseline contract value	£260,001.90

ACCESS	Contract	England and Wales
24 month ratio of assessments to patient IDs	1.02	1.08

ACTIVITY	Contract
Contract assess and fit appliances (case starts) as a percentage of Area Team case starts	4.8 %

Cumulative percentage of contracted UOA delivered 2018 & 2019



Month	Adjusted Scheduled Activity (UOA)		
	2017	2018	2019
April	87	-2,360	-23
May	675	-2,338	41
June	1,327	-1,637	1,061
July	2,085	-1,205	2,303
August	2,610	-590	2,597
September	2,862	489	2,765
October	3,163	2,155	3,334
November	3,323	2,535	3,566
December	3,709	3,086	3,778
January	3,941	3,661	4,114
February	4,260	3,892	4,282
March	4,494	4,189	4,387
April	4,494	4,252	
May	4,494	4,253	
June	4,564	4,276	

### QUANTITY METRICS (rolling 12 month period)

	Contract Quantity	Contract Base Number	Contract *	Area Team	Region	England
% of all assessments that were assess and fit appliances (case starts)	218	231	94.4%	60.1%	57.1%	59.2%
% of all assessments that were assess and refuse	12	231	5.2%	15.4%	11.5%	12.0%
% of all assessments that were assess and review	1	231	0.4%	24.4%	31.4%	28.8%
% of case starts with a reported IOTN of 3 and Aesthetic Component of 5 or below	0	218	N/A	0.1%	0.1%	0.1%
% of case starts with a reported IOTN of 3 and Aesthetic Component of 6 or above	2	218	0.9%	3.5%	3.9%	3.9%
% of case starts with a reported IOTN of 4	175	218	80.3%	78.7%	75.9%	77.6%
% of case starts with a reported IOTN of 5	36	218	16.5%	16.6%	17.9%	16.7 %
% of concluded courses in receipt of dual-arch fixed appliances	195	226	86.3%	84.1%	69.5%	72.9%
% of concluded courses where treatment was abandoned or discontinued	24	226	10.6%	8.1%	9.7%	8.7%
% of patients satisfied with the treatment they have received	4	4	100.0%	94.4%	95.2%	95.7%

\* Figures in italics indicate that the base number is less than 100.

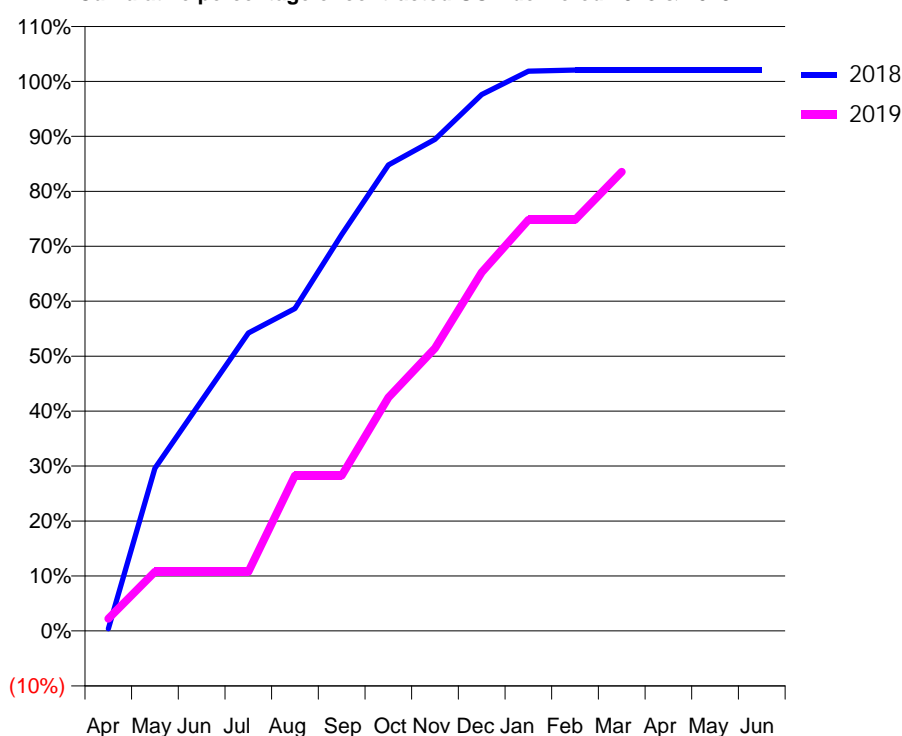
### Q60 - Vital Signs Orthodontic At a Glance Contract Report for 643203/0001 - March 2019

Name or company name	MR GP MANZIE	18/19 Contracted general activity (UDA)	1,646
Contract type name	GDS Contract	Carry forward general activity (UDA)	0
Purpose of contract	General and Orthodontic	18/19 Contracted orthodontic activity (UOA)	492
Contract start date	01/04/2006	Carry forward orthodontic activity (UOA)	-10
Contract end date		Baseline contract value	£81,961.99

ACCESS	Contract	England and Wales
24 month ratio of assessments to patient IDs	1.00	1.08

ACTIVITY	Contract
Contract assess and fit appliances (case starts) as a percentage of Area Team case starts	0.4 %

Cumulative percentage of contracted UOA delivered 2018 & 2019



Month	Adjusted Scheduled Activity (UOA)		
	2017	2018	2019
April	0	2	11
May	24	152	53
June	24	215	53
July	45	278	53
August	48	301	139
September	113	370	139
October	180	435	209
November	244	459	253
December	463	501	321
January	484	523	368
February	526	524	368
March	484	524	411
April	485	524	
May	485	524	
June	485	524	

#### QUANTITY METRICS (rolling 12 month period)

	Contract Quantity	Contract Base Number	Contract *	Area Team	Region	England
% of all assessments that were assess and fit appliances (case starts)	18	42	42.9%	60.1%	57.1%	59.2%
% of all assessments that were assess and refuse	2	42	4.8%	15.4%	11.5%	12.0%
% of all assessments that were assess and review	22	42	52.4%	24.4%	31.4%	28.8%
% of case starts with a reported IOTN of 3 and Aesthetic Component of 5 or below	0	18	N/A	0.1%	0.1%	0.1%
% of case starts with a reported IOTN of 3 and Aesthetic Component of 6 or above	0	18	N/A	3.5%	3.9%	3.9%
% of case starts with a reported IOTN of 4	16	18	88.9%	78.7%	75.9%	77.6%
% of case starts with a reported IOTN of 5	2	18	11.1%	16.6%	17.9%	16.7%
% of concluded courses in receipt of dual-arch fixed appliances	24	25	96.0%	84.1%	69.5%	72.9%
% of concluded courses where treatment was abandoned or discontinued	1	25	4.0%	8.1%	9.7%	8.7%
% of patients satisfied with the treatment they have received	0	0	N/A	94.4%	95.2%	95.7%

\* Figures in italics indicate that the base number is less than 100.

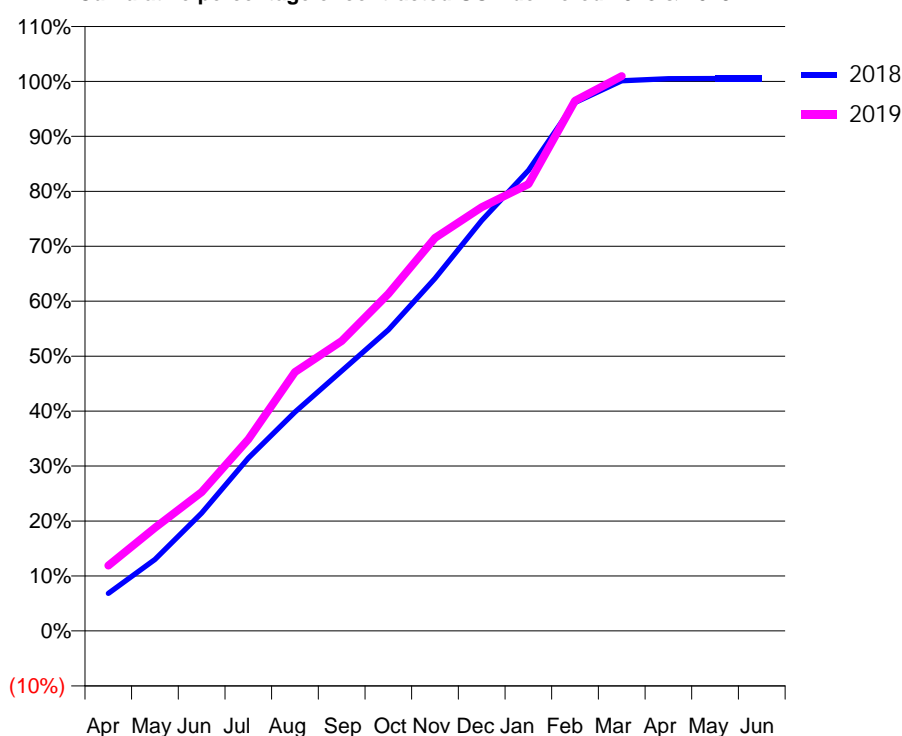
### Q60 - Vital Signs Orthodontic At a Glance Contract Report for 651230/0002 - March 2019

Name or company name	PKD Orthodontics	18/19 Contracted general activity (UDA)	0
Contract type name	PDS Contract	Carry forward general activity (UDA)	0
Purpose of contract	Orthodontic	18/19 Contracted orthodontic activity (UOA)	8,363
Contract start date	01/05/2012	Carry forward orthodontic activity (UOA)	-43
Contract end date	21/08/2020	Baseline contract value	£574,587.62

ACCESS	Contract	England and Wales
24 month ratio of assessments to patient IDs	1.10	1.08

ACTIVITY	Contract
Contract assess and fit appliances (case starts) as a percentage of Area Team case starts	8.7 %

Cumulative percentage of contracted UOA delivered 2018 & 2019



Month	Adjusted Scheduled Activity (UOA)		
	2017	2018	2019
April	170	572	995
May	851	1,087	1,570
June	1,072	1,796	2,114
July	1,169	2,631	2,917
August	1,544	3,331	3,941
September	2,914	3,956	4,412
October	3,667	4,581	5,130
November	4,068	5,365	5,979
December	5,516	6,246	6,449
January	6,429	7,009	6,798
February	7,413	8,042	8,069
March	8,062	8,372	8,442
April	8,439	8,402	
May	8,439	8,406	
June	8,439	8,406	

### QUANTITY METRICS (rolling 12 month period)

	Contract Quantity	Contract Base Number	Contract *	Area Team	Region	England
% of all assessments that were assess and fit appliances (case starts)	395	684	57.7%	60.1%	57.1%	59.2%
% of all assessments that were assess and refuse	101	684	14.8%	15.4%	11.5%	12.0%
% of all assessments that were assess and review	188	684	27.5%	24.4%	31.4%	28.8%
% of case starts with a reported IOTN of 3 and Aesthetic Component of 5 or below	0	395	N/A	0.1%	0.1%	0.1%
% of case starts with a reported IOTN of 3 and Aesthetic Component of 6 or above	11	395	2.8%	3.5%	3.9%	3.9%
% of case starts with a reported IOTN of 4	309	395	78.2%	78.7%	75.9%	77.6%
% of case starts with a reported IOTN of 5	75	395	19.0%	16.6%	17.9%	16.7 %
% of concluded courses in receipt of dual-arch fixed appliances	328	356	92.1%	84.1%	69.5%	72.9%
% of concluded courses where treatment was abandoned or discontinued	9	356	2.5%	8.1%	9.7%	8.7%
% of patients satisfied with the treatment they have received	7	8	87.5%	94.4%	95.2%	95.7%

\* Figures in italics indicate that the base number is less than 100.

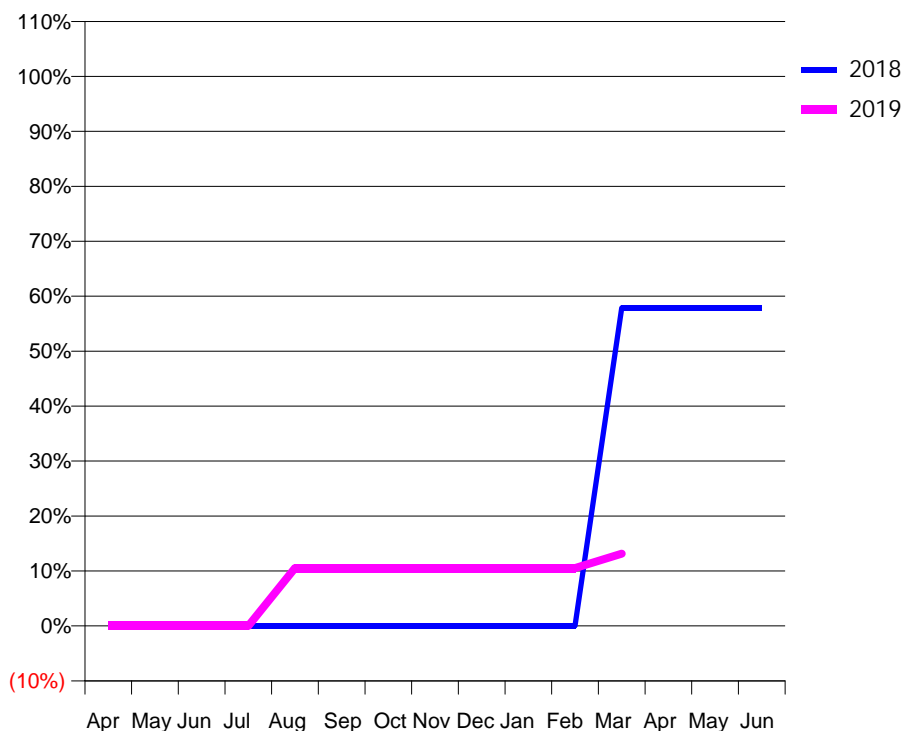
### Q60 - Vital Signs Orthodontic At a Glance Contract Report for 739618/0001 - March 2019

Name or company name	MR J LAMPARD	18/19 Contracted general activity (UDA)	1,850
Contract type name	GDS Contract	Carry forward general activity (UDA)	0
Purpose of contract	General	18/19 Contracted orthodontic activity (UOA)	38
Contract start date	01/04/2006	Carry forward orthodontic activity (UOA)	0
Contract end date		Baseline contract value	£50,919.98

ACCESS	Contract	England and Wales
24 month ratio of assessments to patient IDs	1.00	1.08

ACTIVITY	Contract
Contract assess and fit appliances (case starts) as a percentage of Area Team case starts	0.0 %

Cumulative percentage of contracted UOA delivered 2018 & 2019



Month	Adjusted Scheduled Activity (UOA)		
	2017	2018	2019
April	0	0	0
May	0	0	0
June	0	0	0
July	0	0	0
August	0	0	4
September	0	0	4
October	0	0	4
November	8	0	4
December	8	0	4
January	29	0	4
February	29	0	4
March	29	22	5
April	29	22	
May	29	22	
June	29	22	

#### QUANTITY METRICS (rolling 12 month period)

	Contract Quantity	Contract Base Number	Contract *	Area Team	Region	England
% of all assessments that were assess and fit appliances (case starts)	1	2	50.0%	60.1%	57.1%	59.2%
% of all assessments that were assess and refuse	0	2	0.0%	15.4%	11.5%	12.0%
% of all assessments that were assess and review	1	2	50.0%	24.4%	31.4%	28.8%
% of case starts with a reported IOTN of 3 and Aesthetic Component of 5 or below	0	1	N/A	0.1%	0.1%	0.1%
% of case starts with a reported IOTN of 3 and Aesthetic Component of 6 or above	1	1	100.0%	3.5%	3.9%	3.9%
% of case starts with a reported IOTN of 4	0	1	N/A	78.7%	75.9%	77.6%
% of case starts with a reported IOTN of 5	0	1	N/A	16.6%	17.9%	16.7%
% of concluded courses in receipt of dual-arch fixed appliances	0	2	N/A	84.1%	69.5%	72.9%
% of concluded courses where treatment was abandoned or discontinued	0	2	0.0%	8.1%	9.7%	8.7%
% of patients satisfied with the treatment they have received	0	0	N/A	94.4%	95.2%	95.7%

\* Figures in italics indicate that the base number is less than 100.



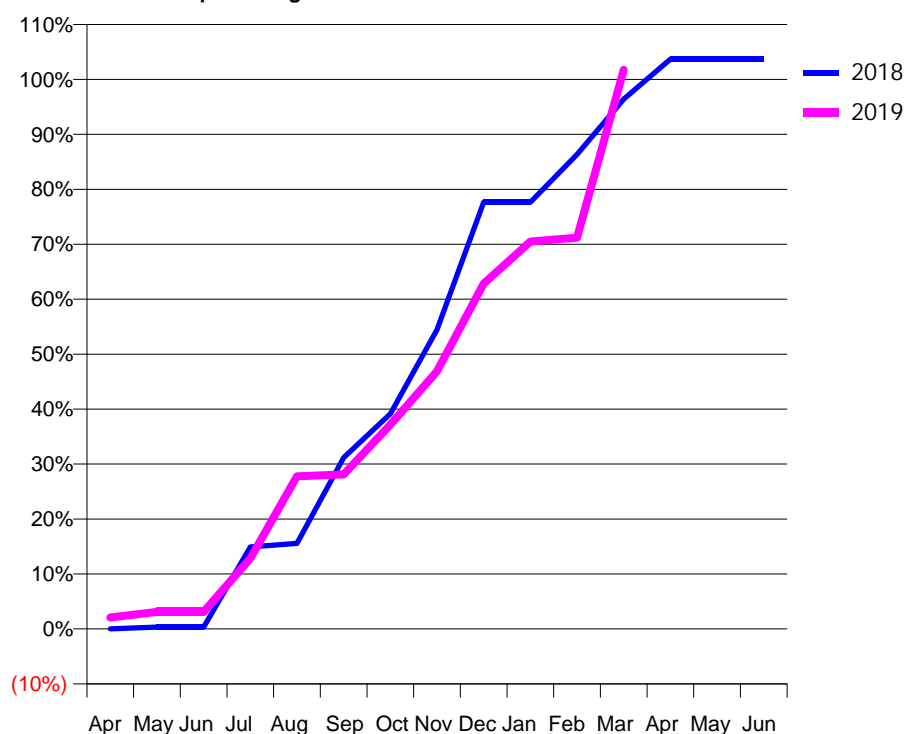
### Q60 - Vital Signs Orthodontic At a Glance Contract Report for 772992/0001 - March 2019

Name or company name	MISS C BANKS	18/19 Contracted general activity (UDA)	0
Contract type name	PDS Contract	Carry forward general activity (UDA)	0
Purpose of contract	Orthodontic	18/19 Contracted orthodontic activity (UOA)	288
Contract start date	01/04/2006	Carry forward orthodontic activity (UOA)	-6
Contract end date	21/08/2020	Baseline contract value	£17,507.25

ACCESS	Contract	England and Wales
24 month ratio of assessments to patient IDs	1.11	1.08

ACTIVITY	Contract
Contract assess and fit appliances (case starts) as a percentage of Area Team case starts	0.3 %

Cumulative percentage of contracted UOA delivered 2018 & 2019



Month	Adjusted Scheduled Activity (UOA)		
	2017	2018	2019
April	6	0	6
May	8	1	9
June	10	1	9
July	10	43	37
August	34	45	80
September	36	90	81
October	81	113	107
November	81	157	135
December	107	224	181
January	134	224	203
February	155	249	205
March	228	278	293
April	229	299	
May	229	299	
June	229	299	

#### QUANTITY METRICS (rolling 12 month period)

	Contract Quantity	Contract Base Number	Contract *	Area Team	Region	England
% of all assessments that were assess and fit appliances (case starts)	13	48	27.1%	60.1%	57.1%	59.2%
% of all assessments that were assess and refuse	10	48	20.8%	15.4%	11.5%	12.0%
% of all assessments that were assess and review	25	48	52.1%	24.4%	31.4%	28.8%
% of case starts with a reported IOTN of 3 and Aesthetic Component of 5 or below	0	13	<i>N/A</i>	0.1%	0.1%	0.1%
% of case starts with a reported IOTN of 3 and Aesthetic Component of 6 or above	1	13	7.7%	3.5%	3.9%	3.9%
% of case starts with a reported IOTN of 4	11	13	84.6%	78.7%	75.9%	77.6%
% of case starts with a reported IOTN of 5	1	13	7.7%	16.6%	17.9%	16.7%
% of concluded courses in receipt of dual-arch fixed appliances	0	3	<i>N/A</i>	84.1%	69.5%	72.9%
% of concluded courses where treatment was abandoned or discontinued	2	3	66.7%	8.1%	9.7%	8.7%
% of patients satisfied with the treatment they have received	0	0	<i>N/A</i>	94.4%	95.2%	95.7%

\* Figures in italics indicate that the base number is less than 100.

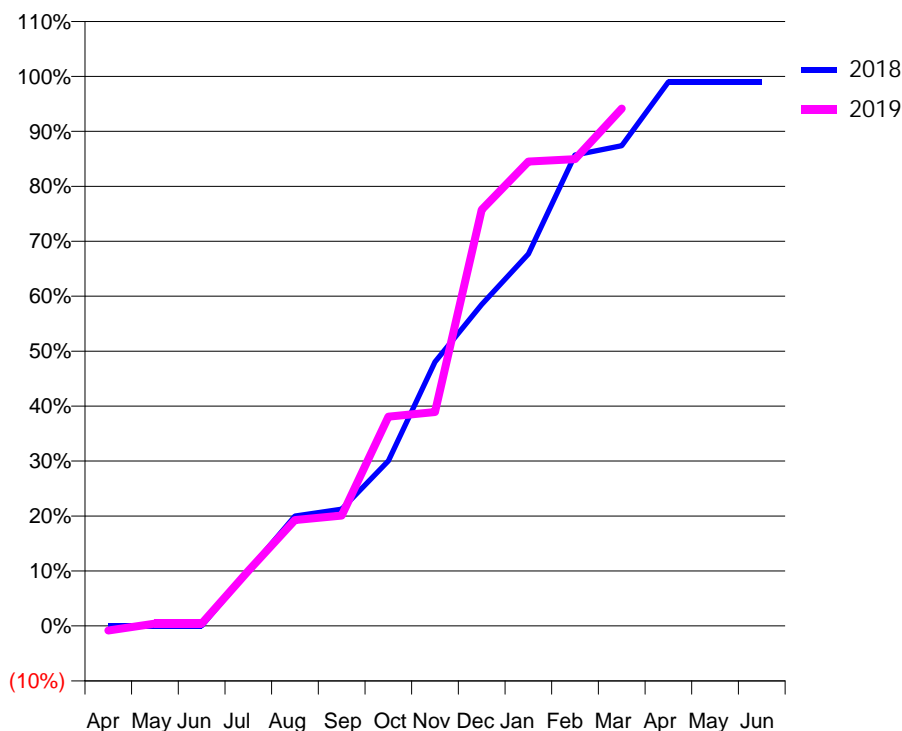
### Q60 - Vital Signs Orthodontic At a Glance Contract Report for 822167/0003 - March 2019

Name or company name	MISS CD HOLLINS	18/19 Contracted general activity (UDA)	0
Contract type name	PDS Contract	Carry forward general activity (UDA)	0
Purpose of contract	Orthodontic	18/19 Contracted orthodontic activity (UOA)	239
Contract start date	06/02/2007	Carry forward orthodontic activity (UOA)	2
Contract end date	21/08/2020	Baseline contract value	£16,247.88

ACCESS	Contract	England and Wales
24 month ratio of assessments to patient IDs	1.11	1.08

ACTIVITY	Contract
Contract assess and fit appliances (case starts) as a percentage of Area Team case starts	0.3 %

Cumulative percentage of contracted UOA delivered 2018 & 2019



Month	Adjusted Scheduled Activity (UOA)		
	2017	2018	2019
April	0	0	-2
May	21	0	1
June	21	0	1
July	42	24	24
August	84	48	46
September	84	51	48
October	106	72	91
November	106	115	93
December	151	140	181
January	155	162	202
February	197	205	203
March	230	209	225
April	230	237	
May	230	237	
June	230	237	

#### QUANTITY METRICS (rolling 12 month period)

	Contract Quantity	Contract Base Number	Contract *	Area Team	Region	England
% of all assessments that were assess and fit appliances (case starts)	12	31	38.7%	60.1%	57.1%	59.2%
% of all assessments that were assess and refuse	6	31	19.4%	15.4%	11.5%	12.0%
% of all assessments that were assess and review	13	31	41.9%	24.4%	31.4%	28.8%
% of case starts with a reported IOTN of 3 and Aesthetic Component of 5 or below	0	12	<i>N/A</i>	0.1%	0.1%	0.1%
% of case starts with a reported IOTN of 3 and Aesthetic Component of 6 or above	0	12	<i>N/A</i>	3.5%	3.9%	3.9%
% of case starts with a reported IOTN of 4	8	12	66.7%	78.7%	75.9%	77.6%
% of case starts with a reported IOTN of 5	3	12	25.0%	16.6%	17.9%	16.7%
% of concluded courses in receipt of dual-arch fixed appliances	0	3	<i>N/A</i>	84.1%	69.5%	72.9%
% of concluded courses where treatment was abandoned or discontinued	1	3	33.3%	8.1%	9.7%	8.7%
% of patients satisfied with the treatment they have received	0	0	<i>N/A</i>	94.4%	95.2%	95.7%

\* Figures in italics indicate that the base number is less than 100.

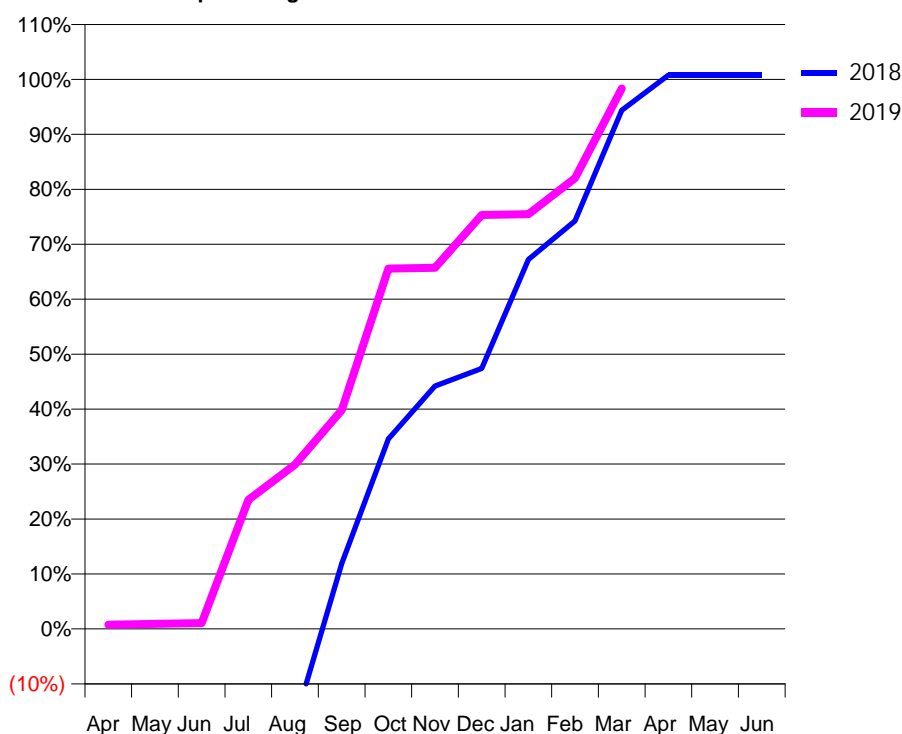
### Q60 - Vital Signs Orthodontic At a Glance Contract Report for 840610/0001 - March 2019

Name or company name	MR RK NAHAR	18/19 Contracted general activity (UDA)	17,203
Contract type name	GDS Contract	Carry forward general activity (UDA)	562
Purpose of contract	General and Orthodontic	18/19 Contracted orthodontic activity (UOA)	656
Contract start date	01/04/2006	Carry forward orthodontic activity (UOA)	-5
Contract end date		Baseline contract value	£461,975.50

ACCESS	Contract	England and Wales
24 month ratio of assessments to patient IDs	1.04	1.08

ACTIVITY	Contract
Contract assess and fit appliances (case starts) as a percentage of Area Team case starts	0.7 %

Cumulative percentage of contracted UOA delivered 2018 & 2019



Month	Adjusted Scheduled Activity (UOA)		
	2017	2018	2019
April	50	-391	5
May	92	-367	6
June	138	-346	7
July	277	-217	154
August	350	-111	196
September	415	78	261
October	439	227	430
November	504	290	431
December	506	311	494
January	553	441	495
February	577	487	538
March	619	619	645
April	661	661	
May	685	661	
June	685	661	

#### QUANTITY METRICS (rolling 12 month period)

	Contract Quantity	Contract Base Number	Contract *	Area Team	Region	England
% of all assessments that were assess and fit appliances (case starts)	33	41	80.5%	60.1%	57.1%	59.2%
% of all assessments that were assess and refuse	2	41	4.9%	15.4%	11.5%	12.0%
% of all assessments that were assess and review	6	41	14.6%	24.4%	31.4%	28.8%
% of case starts with a reported IOTN of 3 and Aesthetic Component of 5 or below	0	33	N/A	0.1%	0.1%	0.1%
% of case starts with a reported IOTN of 3 and Aesthetic Component of 6 or above	0	33	N/A	3.5%	3.9%	3.9%
% of case starts with a reported IOTN of 4	25	33	75.8%	78.7%	75.9%	77.6%
% of case starts with a reported IOTN of 5	8	33	24.2%	16.6%	17.9%	16.7%
% of concluded courses in receipt of dual-arch fixed appliances	33	45	73.3%	84.1%	69.5%	72.9%
% of concluded courses where treatment was abandoned or discontinued	4	45	8.9%	8.1%	9.7%	8.7%
% of patients satisfied with the treatment they have received	1	1	100.0%	94.4%	95.2%	95.7%

\* Figures in italics indicate that the base number is less than 100.

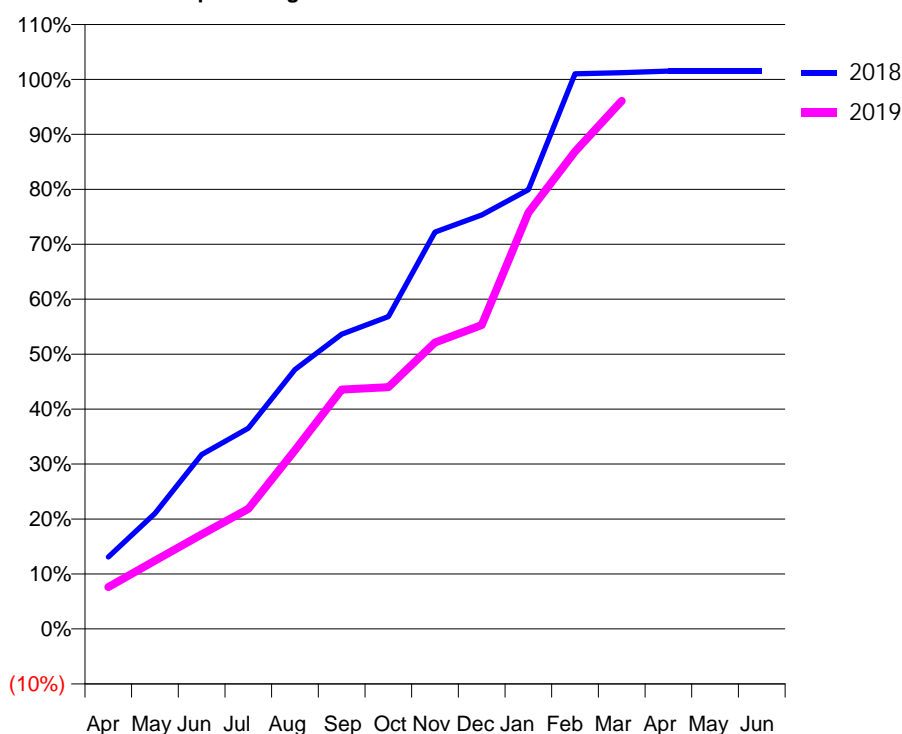
### Q60 - Vital Signs Orthodontic At a Glance Contract Report for 910066/0001 - March 2019

Name or company name	DR AJ FAGG	18/19 Contracted general activity (UDA)	777
Contract type name	GDS Contract	Carry forward general activity (UDA)	0
Purpose of contract	General and Orthodontic	18/19 Contracted orthodontic activity (UOA)	1,378
Contract start date	01/04/2006	Carry forward orthodontic activity (UOA)	-21
Contract end date		Baseline contract value	£91,098.60

ACCESS	Contract	England and Wales
24 month ratio of assessments to patient IDs	1.04	1.08

ACTIVITY	Contract
Contract assess and fit appliances (case starts) as a percentage of Area Team case starts	1.3 %

Cumulative percentage of contracted UOA delivered 2018 & 2019



Month	Adjusted Scheduled Activity (UOA)		
	2017	2018	2019
April	7	183	105
May	474	294	171
June	474	444	237
July	686	511	301
August	928	660	448
September	1,054	750	600
October	1,123	795	606
November	1,220	1,010	718
December	1,265	1,054	762
January	1,334	1,118	1,044
February	1,383	1,413	1,197
March	1,407	1,416	1,324
April	1,408	1,420	
May	1,408	1,420	
June	1,408	1,420	

#### QUANTITY METRICS (rolling 12 month period)

	Contract Quantity	Contract Base Number	Contract *	Area Team	Region	England
% of all assessments that were assess and fit appliances (case starts)	60	106	56.6%	60.1%	57.1%	59.2%
% of all assessments that were assess and refuse	14	106	13.2%	15.4%	11.5%	12.0%
% of all assessments that were assess and review	32	106	30.2%	24.4%	31.4%	28.8%
% of case starts with a reported IOTN of 3 and Aesthetic Component of 5 or below	0	60	<i>N/A</i>	0.1%	0.1%	0.1%
% of case starts with a reported IOTN of 3 and Aesthetic Component of 6 or above	0	60	<i>N/A</i>	3.5%	3.9%	3.9%
% of case starts with a reported IOTN of 4	56	60	93.3%	78.7%	75.9%	77.6%
% of case starts with a reported IOTN of 5	4	60	6.7%	16.6%	17.9%	16.7%
% of concluded courses in receipt of dual-arch fixed appliances	43	47	91.5%	84.1%	69.5%	72.9%
% of concluded courses where treatment was abandoned or discontinued	4	47	8.5%	8.1%	9.7%	8.7%
% of patients satisfied with the treatment they have received	0	0	<i>N/A</i>	94.4%	95.2%	95.7%

\* Figures in italics indicate that the base number is less than 100.

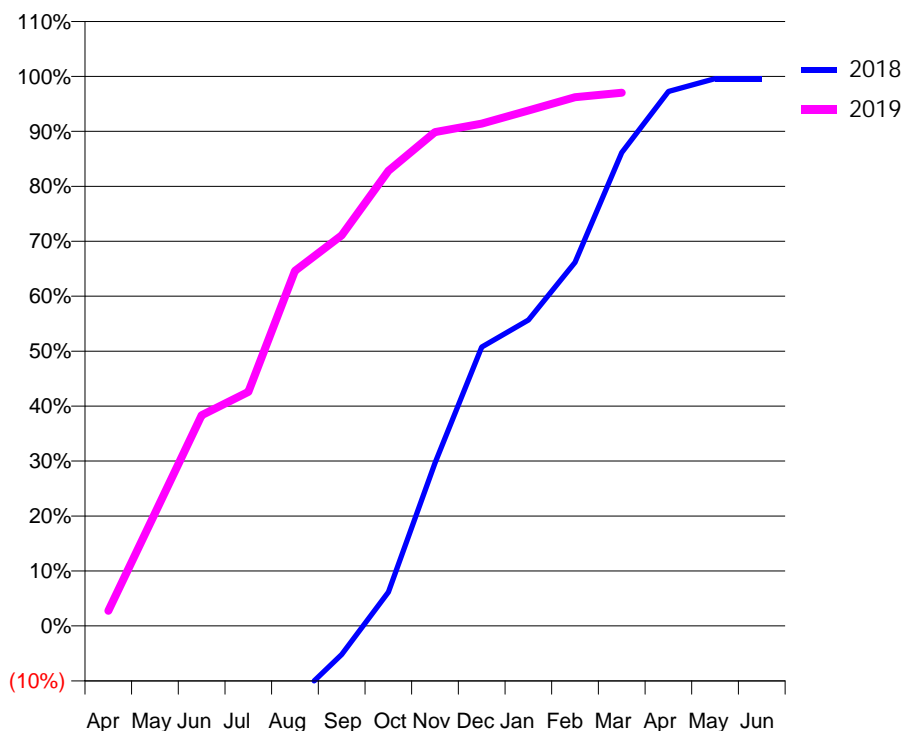
### Q60 - Vital Signs Orthodontic At a Glance Contract Report for 927201/0001 - March 2019

Name or company name	MR N AHMED	18/19 Contracted general activity (UDA)	17,708
Contract type name	GDS Contract	Carry forward general activity (UDA)	29
Purpose of contract	General and Orthodontic	18/19 Contracted orthodontic activity (UOA)	2,688
Contract start date	01/04/2006	Carry forward orthodontic activity (UOA)	11
Contract end date		Baseline contract value	£611,909.93

ACCESS	Contract	England and Wales
24 month ratio of assessments to patient IDs	1.05	1.08

ACTIVITY	Contract
Contract assess and fit appliances (case starts) as a percentage of Area Team case starts	3.1 %

Cumulative percentage of contracted UOA delivered 2018 & 2019



Month	Adjusted Scheduled Activity (UOA)		
	2017	2018	2019
April	170	-2,078	74
May	349	-1,482	551
June	756	-753	1,031
July	841	-514	1,145
August	1,014	-360	1,737
September	1,381	-140	1,910
October	1,574	166	2,226
November	1,665	797	2,415
December	1,881	1,364	2,457
January	2,081	1,497	2,521
February	2,358	1,778	2,586
March	2,557	2,315	2,608
April	2,646	2,614	
May	2,647	2,677	
June	2,647	2,677	

#### QUANTITY METRICS (rolling 12 month period)

	Contract Quantity	Contract Base Number	Contract *	Area Team	Region	England
% of all assessments that were assess and fit appliances (case starts)	139	212	65.6%	60.1%	57.1%	59.2%
% of all assessments that were assess and refuse	19	212	9.0%	15.4%	11.5%	12.0%
% of all assessments that were assess and review	54	212	25.5%	24.4%	31.4%	28.8%
% of case starts with a reported IOTN of 3 and Aesthetic Component of 5 or below	0	139	N/A	0.1%	0.1%	0.1%
% of case starts with a reported IOTN of 3 and Aesthetic Component of 6 or above	10	139	7.2%	3.5%	3.9%	3.9%
% of case starts with a reported IOTN of 4	100	139	71.9%	78.7%	75.9%	77.6%
% of case starts with a reported IOTN of 5	28	139	20.1%	16.6%	17.9%	16.7 %
% of concluded courses in receipt of dual-arch fixed appliances	127	147	86.4%	84.1%	69.5%	72.9%
% of concluded courses where treatment was abandoned or discontinued	15	147	10.2%	8.1%	9.7%	8.7%
% of patients satisfied with the treatment they have received	2	2	100.0%	94.4%	95.2%	95.7%

\* Figures in italics indicate that the base number is less than 100.

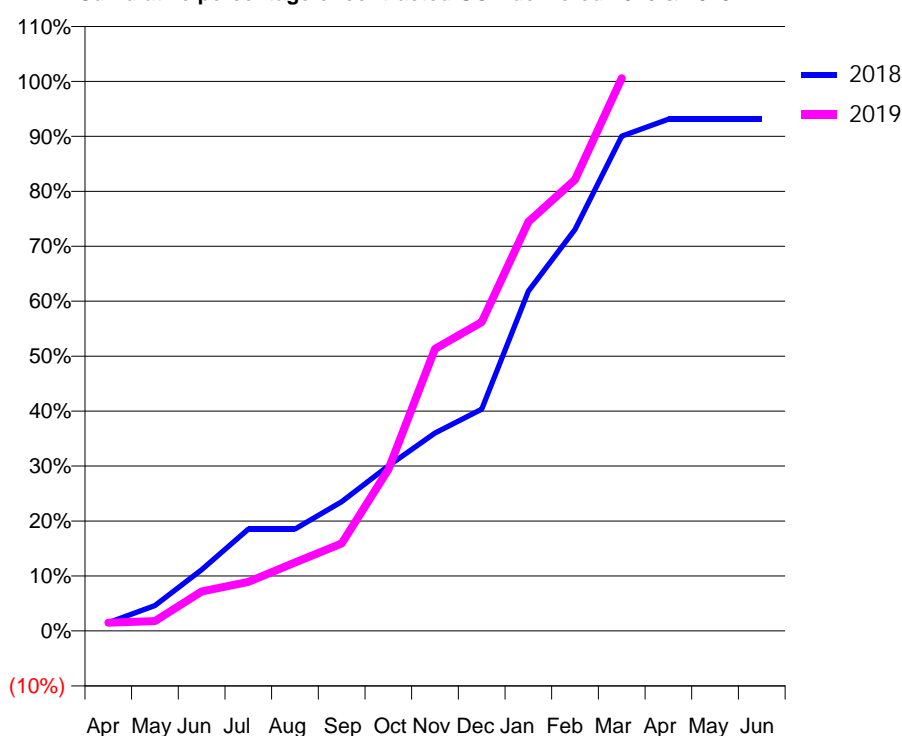
### Q61 - Vital Signs Orthodontic At a Glance Contract Report for 101370/0143 - March 2019

Name or company name	Petrie Tucker & Partners Ltd	18/19 Contracted general activity (UDA)	18,993
Contract type name	GDS Contract	Carry forward general activity (UDA)	0
Purpose of contract	General and Orthodontic	18/19 Contracted orthodontic activity (UOA)	1,381
Contract start date	01/04/2015	Carry forward orthodontic activity (UOA)	0
Contract end date		Baseline contract value	£574,909.17

ACCESS	Contract	England and Wales
24 month ratio of assessments to patient IDs	1.16	1.08

ACTIVITY	Contract
Contract assess and fit appliances (case starts) as a percentage of Area Team case starts	0.5 %

Cumulative percentage of contracted UOA delivered 2018 & 2019



Month	Adjusted Scheduled Activity (UOA)		
	2017	2018	2019
April	0	21	21
May	0	64	25
June	112	154	99
July	209	256	123
August	209	256	172
September	366	325	220
October	411	415	406
November	551	497	709
December	1,130	557	776
January	1,258	854	1,028
February	1,300	1,009	1,134
March	1,300	1,243	1,389
April	1,322	1,286	
May	1,323	1,286	
June	1,323	1,286	

#### QUANTITY METRICS (rolling 12 month period)

	Contract Quantity	Contract Base Number	Contract *	Area Team	Region	England
% of all assessments that were assess and fit appliances (case starts)	65	132	49.2%	57.2%	58.6%	59.2%
% of all assessments that were assess and refuse	31	132	23.5%	18.0%	15.0%	12.0%
% of all assessments that were assess and review	36	132	27.3%	24.8%	26.5%	28.8%
% of case starts with a reported IOTN of 3 and Aesthetic Component of 5 or below	0	65	<i>N/A</i>	0.0%	0.1%	0.1%
% of case starts with a reported IOTN of 3 and Aesthetic Component of 6 or above	20	65	30.8%	5.4%	5.5%	3.9%
% of case starts with a reported IOTN of 4	39	65	60.0%	80.8%	78.6%	77.6%
% of case starts with a reported IOTN of 5	6	65	9.2%	13.5%	13.8%	16.7%
% of concluded courses in receipt of dual-arch fixed appliances	0	3	<i>N/A</i>	85.4%	80.1%	72.9%
% of concluded courses where treatment was abandoned or discontinued	2	3	66.7%	5.7%	5.7%	8.7%
% of patients satisfied with the treatment they have received	0	0	<i>N/A</i>	94.8%	94.6%	95.7%

\* Figures in italics indicate that the base number is less than 100.

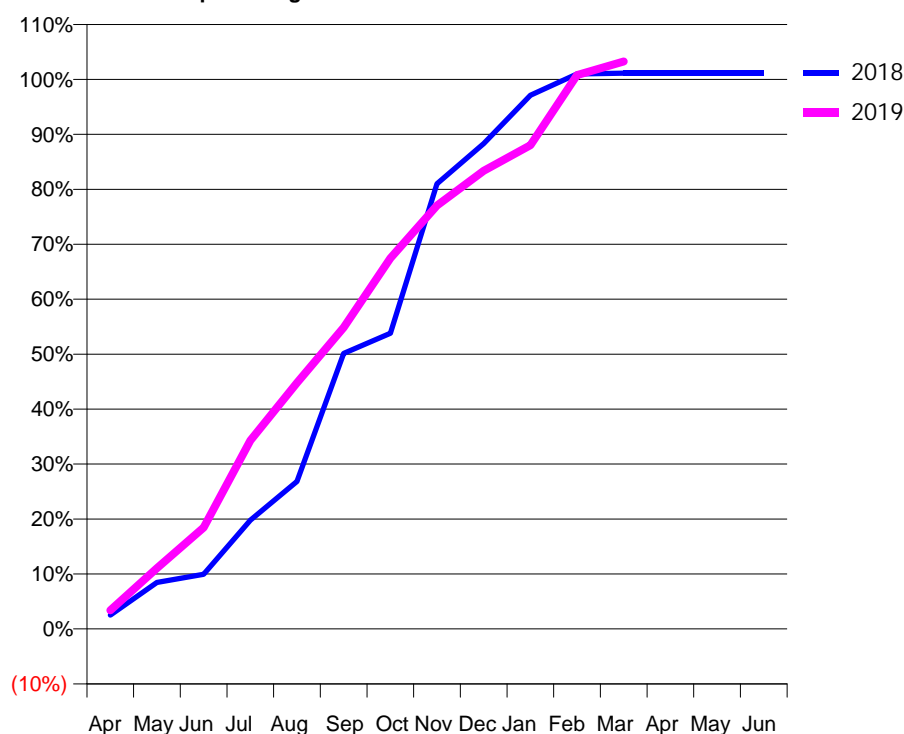
### Q61 - Vital Signs Orthodontic At a Glance Contract Report for 109061/0001 - March 2019

Name or company name	Davidoff Dental Practice	18/19 Contracted general activity (UDA)	14,478
Contract type name	GDS Contract	Carry forward general activity (UDA)	-51
Purpose of contract	General and Orthodontic	18/19 Contracted orthodontic activity (UOA)	1,420
Contract start date	23/11/2012	Carry forward orthodontic activity (UOA)	-16
Contract end date		Baseline contract value	£528,637.40

ACCESS	Contract	England and Wales
24 month ratio of assessments to patient IDs	1.20	1.08

ACTIVITY	Contract
Contract assess and fit appliances (case starts) as a percentage of Area Team case starts	0.4 %

Cumulative percentage of contracted UOA delivered 2018 & 2019



Month	Adjusted Scheduled Activity (UOA)		
	2017	2018	2019
April	62	36	48
May	239	120	157
June	252	141	262
July	561	281	487
August	675	381	636
September	884	712	779
October	1,038	764	958
November	1,183	1,150	1,094
December	1,248	1,254	1,184
January	1,255	1,379	1,250
February	1,315	1,434	1,431
March	1,400	1,436	1,466
April	1,466	1,436	
May	1,466	1,436	
June	1,466	1,436	

#### QUANTITY METRICS (rolling 12 month period)

	Contract Quantity	Contract Base Number	Contract *	Area Team	Region	England
% of all assessments that were assess and fit appliances (case starts)	55	390	14.1%	57.2%	58.6%	59.2%
% of all assessments that were assess and refuse	76	390	19.5%	18.0%	15.0%	12.0%
% of all assessments that were assess and review	259	390	66.4%	24.8%	26.5%	28.8%
% of case starts with a reported IOTN of 3 and Aesthetic Component of 5 or below	0	55	<i>N/A</i>	0.0%	0.1%	0.1%
% of case starts with a reported IOTN of 3 and Aesthetic Component of 6 or above	0	55	<i>N/A</i>	5.4%	5.5%	3.9%
% of case starts with a reported IOTN of 4	46	55	83.6%	80.8%	78.6%	77.6%
% of case starts with a reported IOTN of 5	9	55	16.4%	13.5%	13.8%	16.7%
% of concluded courses in receipt of dual-arch fixed appliances	43	51	84.3%	85.4%	80.1%	72.9%
% of concluded courses where treatment was abandoned or discontinued	5	51	9.8%	5.7%	5.7%	8.7%
% of patients satisfied with the treatment they have received	1	1	100.0%	94.8%	94.6%	95.7%

\* Figures in italics indicate that the base number is less than 100.

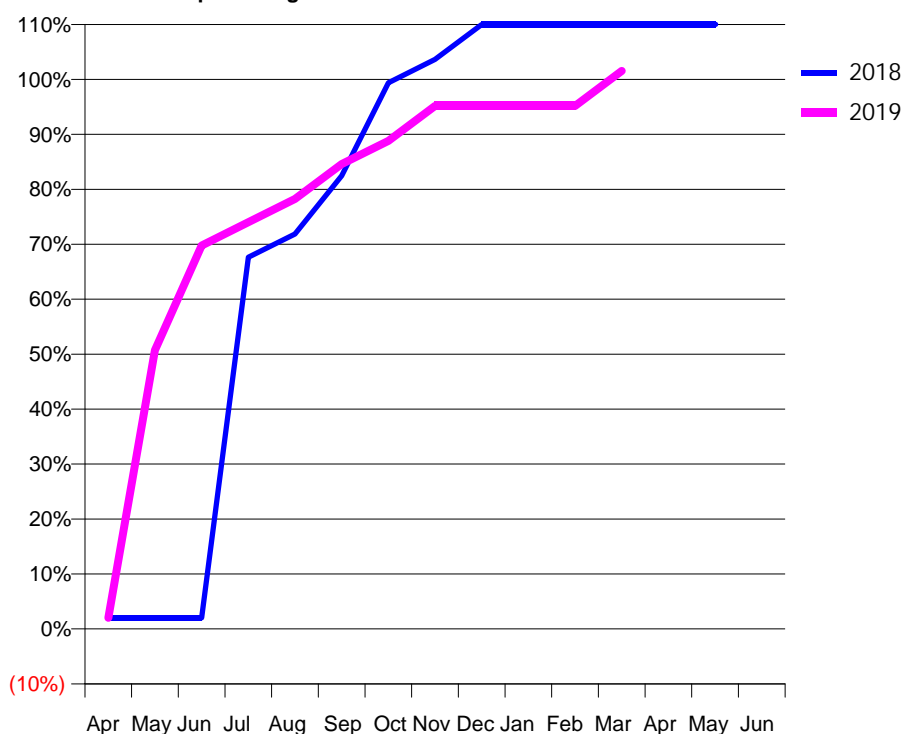
### Q61 - Vital Signs Orthodontic At a Glance Contract Report for 109177/0001 - March 2019

Name or company name	The Orthodontic Gallery	18/19 Contracted general activity (UDA)	0
Contract type name	PDS Contract	Carry forward general activity (UDA)	0
Purpose of contract	Orthodontic	18/19 Contracted orthodontic activity (UOA)	992
Contract start date	01/09/2007	Carry forward orthodontic activity (UOA)	-20
Contract end date	30/06/2019	Baseline contract value	£68,520.93

ACCESS	Contract	England and Wales
24 month ratio of assessments to patient IDs	1.02	1.08

ACTIVITY	Contract
Contract assess and fit appliances (case starts) as a percentage of Area Team case starts	0.4 %

Cumulative percentage of contracted UOA delivered 2018 & 2019



Month	Adjusted Scheduled Activity (UOA)		
	2017	2018	2019
April	20	20	20
May	104	20	503
June	356	20	692
July	356	671	734
August	356	713	776
September	356	818	839
October	356	986	881
November	356	1,028	944
December	864	1,091	944
January	906	1,091	944
February	906	1,091	944
March	969	1,091	1,007
April	1,016	1,091	
May	1,016	1,091	
June	1,016	1,112	

#### QUANTITY METRICS (rolling 12 month period)

	Contract Quantity	Contract Base Number	Contract *	Area Team	Region	England
% of all assessments that were assess and fit appliances (case starts)	48	48	100.0%	57.2%	58.6%	59.2%
% of all assessments that were assess and refuse	0	48	0.0%	18.0%	15.0%	12.0%
% of all assessments that were assess and review	0	48	0.0%	24.8%	26.5%	28.8%
% of case starts with a reported IOTN of 3 and Aesthetic Component of 5 or below	0	48	N/A	0.0%	0.1%	0.1%
% of case starts with a reported IOTN of 3 and Aesthetic Component of 6 or above	3	48	6.3%	5.4%	5.5%	3.9%
% of case starts with a reported IOTN of 4	42	48	87.5%	80.8%	78.6%	77.6%
% of case starts with a reported IOTN of 5	3	48	6.3%	13.5%	13.8%	16.7%
% of concluded courses in receipt of dual-arch fixed appliances	0	63	N/A	85.4%	80.1%	72.9%
% of concluded courses where treatment was abandoned or discontinued	0	63	0.0%	5.7%	5.7%	8.7%
% of patients satisfied with the treatment they have received	0	0	N/A	94.8%	94.6%	95.7%

\* Figures in italics indicate that the base number is less than 100.



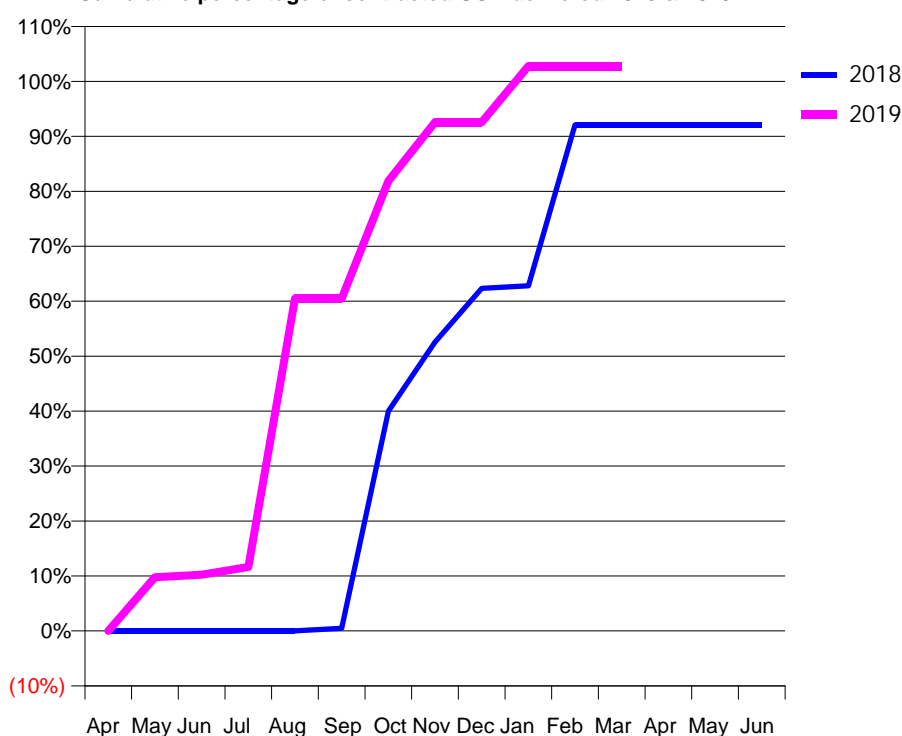
### Q61 - Vital Signs Orthodontic At a Glance Contract Report for 109665/0001 - March 2019

Name or company name	Woodford Dental Care	18/19 Contracted general activity (UDA)	15,510
Contract type name	Pilot Contract	Carry forward general activity (UDA)	0
Purpose of contract	General and Orthodontic	18/19 Contracted orthodontic activity (UOA)	215
Contract start date	01/11/2006	Carry forward orthodontic activity (UOA)	0
Contract end date		Baseline contract value	£545,813.87

ACCESS	Contract	England and Wales
24 month ratio of assessments to patient IDs	1.26	1.08

ACTIVITY	Contract
Contract assess and fit appliances (case starts) as a percentage of Area Team case starts	0.1 %

Cumulative percentage of contracted UOA delivered 2018 & 2019



Month	Adjusted Scheduled Activity (UOA)		
	2017	2018	2019
April	0	0	0
May	0	0	21
June	0	0	22
July	63	0	25
August	63	0	130
September	106	1	130
October	106	86	176
November	130	113	199
December	131	134	199
January	153	135	221
February	153	198	221
March	196	198	221
April	217	198	
May	217	198	
June	217	198	

### QUANTITY METRICS (rolling 12 month period)

	Contract Quantity	Contract Base Number	Contract *	Area Team	Region	England
% of all assessments that were assess and fit appliances (case starts)	10	23	43.5%	57.2%	58.6%	59.2%
% of all assessments that were assess and refuse	6	23	26.1%	18.0%	15.0%	12.0%
% of all assessments that were assess and review	7	23	30.4%	24.8%	26.5%	28.8%
% of case starts with a reported IOTN of 3 and Aesthetic Component of 5 or below	0	10	<i>N/A</i>	0.0%	0.1%	0.1%
% of case starts with a reported IOTN of 3 and Aesthetic Component of 6 or above	1	10	10.0%	5.4%	5.5%	3.9%
% of case starts with a reported IOTN of 4	9	10	90.0%	80.8%	78.6%	77.6%
% of case starts with a reported IOTN of 5	0	10	<i>N/A</i>	13.5%	13.8%	16.7%
% of concluded courses in receipt of dual-arch fixed appliances	0	5	<i>N/A</i>	85.4%	80.1%	72.9%
% of concluded courses where treatment was abandoned or discontinued	0	5	0.0%	5.7%	5.7%	8.7%
% of patients satisfied with the treatment they have received	0	0	<i>N/A</i>	94.8%	94.6%	95.7%

\* Figures in italics indicate that the base number is less than 100.

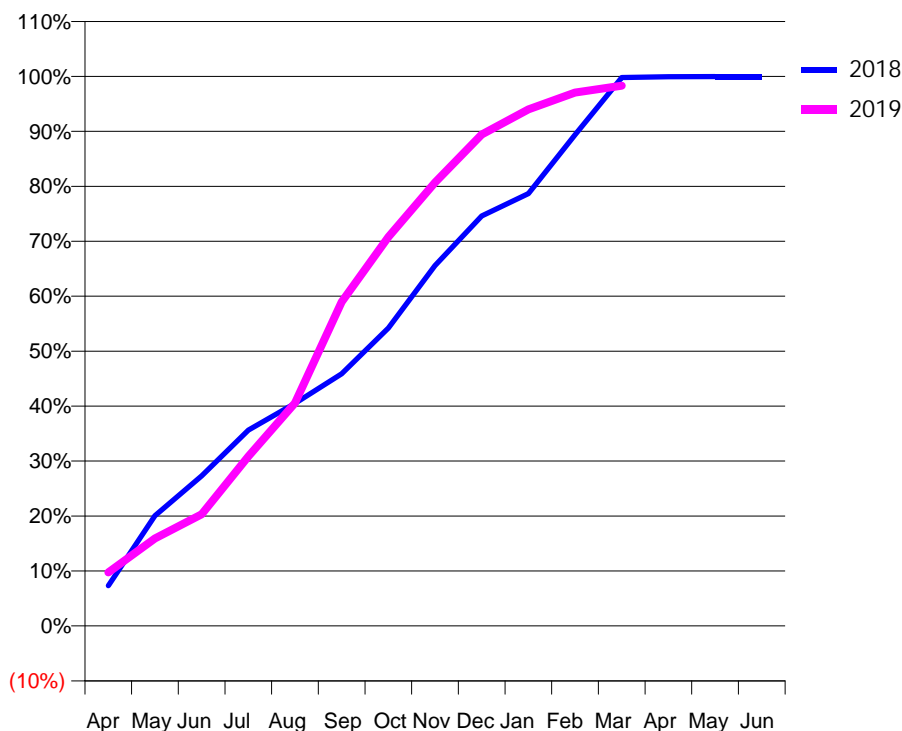
### Q61 - Vital Signs Orthodontic At a Glance Contract Report for 114200/0001 - March 2019

Name or company name	Share a Smile Limited	18/19 Contracted general activity (UDA)	0
Contract type name	PDS Contract	Carry forward general activity (UDA)	0
Purpose of contract	Orthodontic	18/19 Contracted orthodontic activity (UOA)	11,779
Contract start date	01/04/2008	Carry forward orthodontic activity (UOA)	4
Contract end date	30/06/2019	Baseline contract value	£785,503.06

ACCESS	Contract	England and Wales
24 month ratio of assessments to patient IDs	1.02	1.08

ACTIVITY	Contract
Contract assess and fit appliances (case starts) as a percentage of Area Team case starts	4.2 %

Cumulative percentage of contracted UOA delivered 2018 & 2019



Month	Adjusted Scheduled Activity (UOA)		
	2017	2018	2019
April	4	862	1,148
May	1,144	2,362	1,875
June	2,160	3,216	2,395
July	3,214	4,197	3,634
August	4,429	4,769	4,777
September	5,282	5,404	6,945
October	6,509	6,386	8,337
November	7,511	7,724	9,504
December	8,807	8,788	10,531
January	9,305	9,268	11,073
February	10,193	10,525	11,431
March	11,772	11,752	11,579
April	11,772	11,773	
May	11,774	11,775	
June	11,774	11,775	

### QUANTITY METRICS (rolling 12 month period)

	Contract Quantity	Contract Base Number	Contract *	Area Team	Region	England
% of all assessments that were assess and fit appliances (case starts)	539	1,005	53.6%	57.2%	58.6%	59.2%
% of all assessments that were assess and refuse	198	1,005	19.7%	18.0%	15.0%	12.0%
% of all assessments that were assess and review	268	1,005	26.7%	24.8%	26.5%	28.8%
% of case starts with a reported IOTN of 3 and Aesthetic Component of 5 or below	0	539	N/A	0.0%	0.1%	0.1%
% of case starts with a reported IOTN of 3 and Aesthetic Component of 6 or above	14	539	2.6%	5.4%	5.5%	3.9%
% of case starts with a reported IOTN of 4	477	539	88.5%	80.8%	78.6%	77.6%
% of case starts with a reported IOTN of 5	47	539	8.7%	13.5%	13.8%	16.7 %
% of concluded courses in receipt of dual-arch fixed appliances	509	544	93.6%	85.4%	80.1%	72.9%
% of concluded courses where treatment was abandoned or discontinued	8	544	1.5%	5.7%	5.7%	8.7%
% of patients satisfied with the treatment they have received	19	20	95.0%	94.8%	94.6%	95.7%

\* Figures in italics indicate that the base number is less than 100.

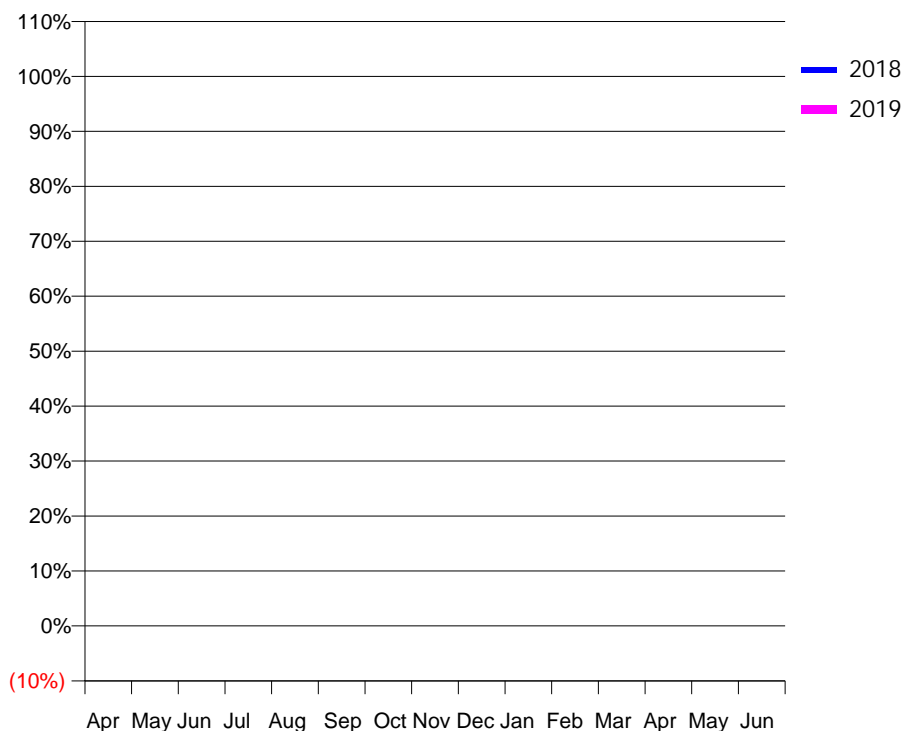
### Q61 - Vital Signs Orthodontic At a Glance Contract Report for 134805/0001 - March 2019

Name or company name	Whalebone Lane Limited	18/19 Contracted general activity (UDA)	38,503
Contract type name	GDS Contract	Carry forward general activity (UDA)	170
Purpose of contract	General	18/19 Contracted orthodontic activity (UOA)	0
Contract start date	01/08/2011	Carry forward orthodontic activity (UOA)	0
Contract end date		Baseline contract value	£1,821,541.14

ACCESS	Contract	England and Wales
24 month ratio of assessments to patient IDs	1.00	1.08

ACTIVITY	Contract
Contract assess and fit appliances (case starts) as a percentage of Area Team case starts	0.0 %

Cumulative percentage of contracted UOA delivered 2018 & 2019



Month	Adjusted Scheduled Activity (UOA)		
	2017	2018	2019
April	0	0	0
May	0	0	0
June	0	0	0
July	0	0	0
August	0	0	0
September	0	0	0
October	0	0	0
November	0	0	4
December	0	0	4
January	0	0	4
February	0	0	4
March	0	0	4
April	0	0	
May	0	0	
June	0	0	

### QUANTITY METRICS (rolling 12 month period)

	Contract Quantity	Contract Base Number	Contract *	Area Team	Region	England
% of all assessments that were assess and fit appliances (case starts)	1	1	100.0%	57.2%	58.6%	59.2%
% of all assessments that were assess and refuse	0	1	0.0%	18.0%	15.0%	12.0%
% of all assessments that were assess and review	0	1	0.0%	24.8%	26.5%	28.8%
% of case starts with a reported IOTN of 3 and Aesthetic Component of 5 or below	0	1	N/A	0.0%	0.1%	0.1%
% of case starts with a reported IOTN of 3 and Aesthetic Component of 6 or above	0	1	N/A	5.4%	5.5%	3.9%
% of case starts with a reported IOTN of 4	0	1	N/A	80.8%	78.6%	77.6%
% of case starts with a reported IOTN of 5	0	1	N/A	13.5%	13.8%	16.7 %
% of concluded courses in receipt of dual-arch fixed appliances	0	0	N/A	85.4%	80.1%	72.9%
% of concluded courses where treatment was abandoned or discontinued	0	0	N/A	5.7%	5.7%	8.7%
% of patients satisfied with the treatment they have received	0	0	N/A	94.8%	94.6%	95.7%

\* Figures in italics indicate that the base number is less than 100.

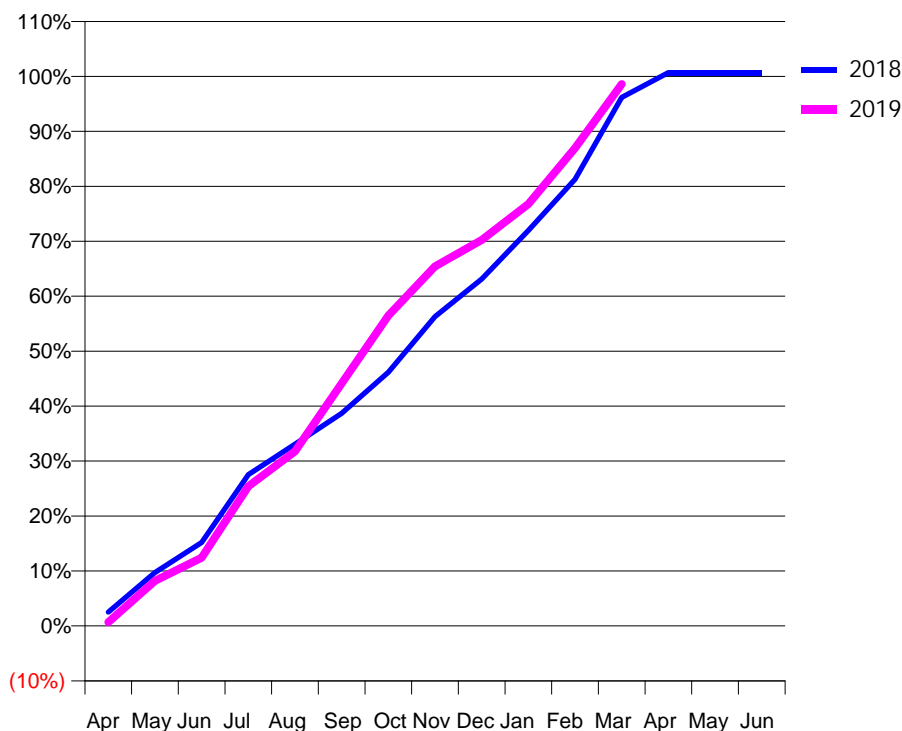
### Q61 - Vital Signs Orthodontic At a Glance Contract Report for 136263/0001 - March 2019

Name or company name	Barnet Orthodontic Practice Ltd	18/19 Contracted general activity (UDA)	0
Contract type name	PDS Contract	Carry forward general activity (UDA)	0
Purpose of contract	Orthodontic	18/19 Contracted orthodontic activity (UOA)	5,222
Contract start date	01/06/2012	Carry forward orthodontic activity (UOA)	-36
Contract end date	30/06/2019	Baseline contract value	£357,829.71

ACCESS	Contract	England and Wales
24 month ratio of assessments to patient IDs	1.05	1.08

ACTIVITY	Contract
Contract assess and fit appliances (case starts) as a percentage of Area Team case starts	2.0 %

Cumulative percentage of contracted UOA delivered 2018 & 2019



Month	Adjusted Scheduled Activity (UOA)		
	2017	2018	2019
April	187	131	36
May	445	508	428
June	636	794	648
July	1,093	1,438	1,328
August	1,433	1,727	1,659
September	1,978	2,021	2,305
October	2,683	2,411	2,949
November	3,003	2,940	3,415
December	3,448	3,297	3,668
January	3,837	3,759	4,010
February	4,408	4,243	4,539
March	5,164	5,023	5,148
April	5,248	5,258	
May	5,248	5,258	
June	5,248	5,258	

#### QUANTITY METRICS (rolling 12 month period)

	Contract Quantity	Contract Base Number	Contract *	Area Team	Region	England
% of all assessments that were assess and fit appliances (case starts)	250	538	46.5%	57.2%	58.6%	59.2%
% of all assessments that were assess and refuse	120	538	22.3%	18.0%	15.0%	12.0%
% of all assessments that were assess and review	168	538	31.2%	24.8%	26.5%	28.8%
% of case starts with a reported IOTN of 3 and Aesthetic Component of 5 or below	0	250	N/A	0.0%	0.1%	0.1%
% of case starts with a reported IOTN of 3 and Aesthetic Component of 6 or above	1	250	0.4%	5.4%	5.5%	3.9%
% of case starts with a reported IOTN of 4	243	250	97.2%	80.8%	78.6%	77.6%
% of case starts with a reported IOTN of 5	6	250	2.4%	13.5%	13.8%	16.7%
% of concluded courses in receipt of dual-arch fixed appliances	165	215	76.7%	85.4%	80.1%	72.9%
% of concluded courses where treatment was abandoned or discontinued	21	215	9.8%	5.7%	5.7%	8.7%
% of patients satisfied with the treatment they have received	7	7	100.0%	94.8%	94.6%	95.7%

\* Figures in italics indicate that the base number is less than 100.

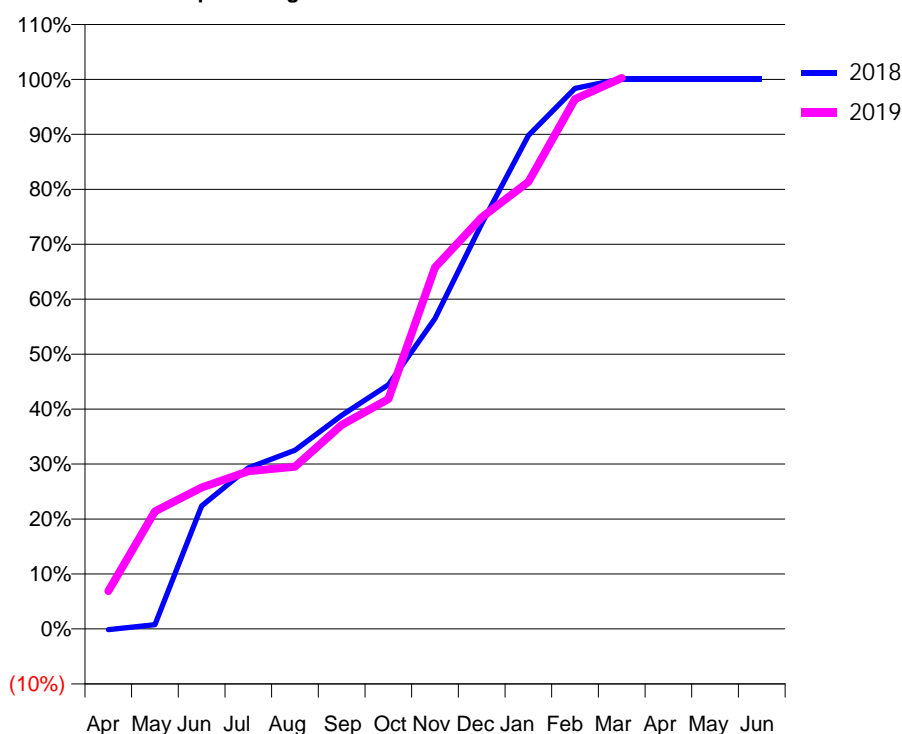
### Q61 - Vital Signs Orthodontic At a Glance Contract Report for 140252/0001 - March 2019

Name or company name	Mrs S Talwar & Dr R Khera	18/19 Contracted general activity (UDA)	3,745
Contract type name	GDS Contract	Carry forward general activity (UDA)	-75
Purpose of contract	General and Orthodontic	18/19 Contracted orthodontic activity (UOA)	2,645
Contract start date	10/01/2009	Carry forward orthodontic activity (UOA)	-3
Contract end date		Baseline contract value	£277,501.70

ACCESS	Contract	England and Wales
24 month ratio of assessments to patient IDs	1.12	1.08

ACTIVITY	Contract
Contract assess and fit appliances (case starts) as a percentage of Area Team case starts	0.9 %

Cumulative percentage of contracted UOA delivered 2018 & 2019



Month	Adjusted Scheduled Activity (UOA)		
	2017	2018	2019
April	-4	-4	182
May	461	20	566
June	668	592	681
July	949	775	759
August	1,124	860	781
September	1,373	1,028	982
October	1,644	1,175	1,106
November	2,047	1,494	1,740
December	2,530	1,950	1,981
January	2,604	2,375	2,152
February	2,636	2,602	2,550
March	2,641	2,648	2,652
April	2,641	2,648	
May	2,641	2,648	
June	2,641	2,648	

#### QUANTITY METRICS (rolling 12 month period)

	Contract Quantity	Contract Base Number	Contract *	Area Team	Region	England
% of all assessments that were assess and fit appliances (case starts)	120	336	35.7%	57.2%	58.6%	59.2%
% of all assessments that were assess and refuse	108	336	32.1%	18.0%	15.0%	12.0%
% of all assessments that were assess and review	108	336	32.1%	24.8%	26.5%	28.8%
% of case starts with a reported IOTN of 3 and Aesthetic Component of 5 or below	0	120	N/A	0.0%	0.1%	0.1%
% of case starts with a reported IOTN of 3 and Aesthetic Component of 6 or above	0	120	N/A	5.4%	5.5%	3.9%
% of case starts with a reported IOTN of 4	111	120	92.5%	80.8%	78.6%	77.6%
% of case starts with a reported IOTN of 5	9	120	7.5%	13.5%	13.8%	16.7 %
% of concluded courses in receipt of dual-arch fixed appliances	70	73	95.9%	85.4%	80.1%	72.9%
% of concluded courses where treatment was abandoned or discontinued	2	73	2.7%	5.7%	5.7%	8.7%
% of patients satisfied with the treatment they have received	1	1	100.0%	94.8%	94.6%	95.7%

\* Figures in italics indicate that the base number is less than 100.

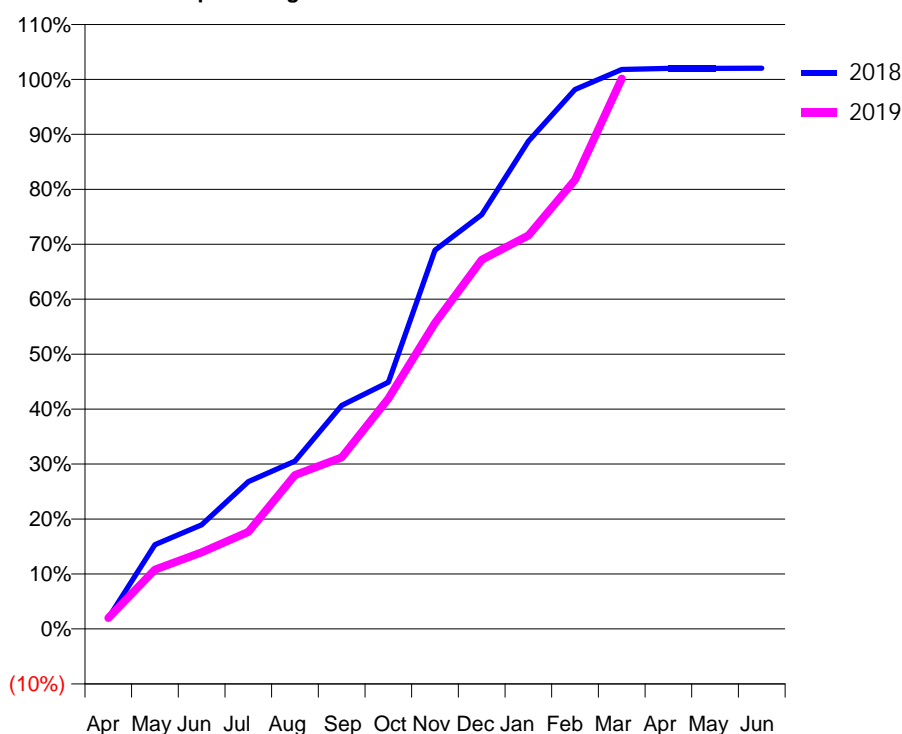
### Q61 - Vital Signs Orthodontic At a Glance Contract Report for 143693/0002 - March 2019

Name or company name	Newham Family Dental Care Ltd	18/19 Contracted general activity (UDA)	30,063
Contract type name	GDS Contract	Carry forward general activity (UDA)	-601
Purpose of contract	General and Orthodontic	18/19 Contracted orthodontic activity (UOA)	4,781
Contract start date	12/03/2008	Carry forward orthodontic activity (UOA)	-96
Contract end date		Baseline contract value	£1,742,457.65

ACCESS	Contract	England and Wales
24 month ratio of assessments to patient IDs	1.10	1.08

ACTIVITY	Contract
Contract assess and fit appliances (case starts) as a percentage of Area Team case starts	1.7 %

Cumulative percentage of contracted UOA delivered 2018 & 2019



Month	Adjusted Scheduled Activity (UOA)		
	2017	2018	2019
April	96	96	96
May	96	734	516
June	866	906	666
July	1,677	1,282	844
August	1,876	1,460	1,340
September	2,383	1,945	1,493
October	3,130	2,146	2,004
November	3,527	3,295	2,661
December	3,725	3,604	3,211
January	4,170	4,243	3,423
February	4,526	4,693	3,906
March	4,949	4,867	4,787
April	4,949	4,877	
May	4,949	4,877	
June	4,949	4,878	

#### QUANTITY METRICS (rolling 12 month period)

	Contract Quantity	Contract Base Number	Contract *	Area Team	Region	England
% of all assessments that were assess and fit appliances (case starts)	220	398	55.3%	57.2%	58.6%	59.2%
% of all assessments that were assess and refuse	94	398	23.6%	18.0%	15.0%	12.0%
% of all assessments that were assess and review	84	398	21.1%	24.8%	26.5%	28.8%
% of case starts with a reported IOTN of 3 and Aesthetic Component of 5 or below	0	220	N/A	0.0%	0.1%	0.1%
% of case starts with a reported IOTN of 3 and Aesthetic Component of 6 or above	12	220	5.5%	5.4%	5.5%	3.9%
% of case starts with a reported IOTN of 4	157	220	71.4%	80.8%	78.6%	77.6%
% of case starts with a reported IOTN of 5	50	220	22.7%	13.5%	13.8%	16.7 %
% of concluded courses in receipt of dual-arch fixed appliances	0	116	N/A	85.4%	80.1%	72.9%
% of concluded courses where treatment was abandoned or discontinued	7	116	6.0%	5.7%	5.7%	8.7%
% of patients satisfied with the treatment they have received	2	2	100.0%	94.8%	94.6%	95.7%

\* Figures in italics indicate that the base number is less than 100.

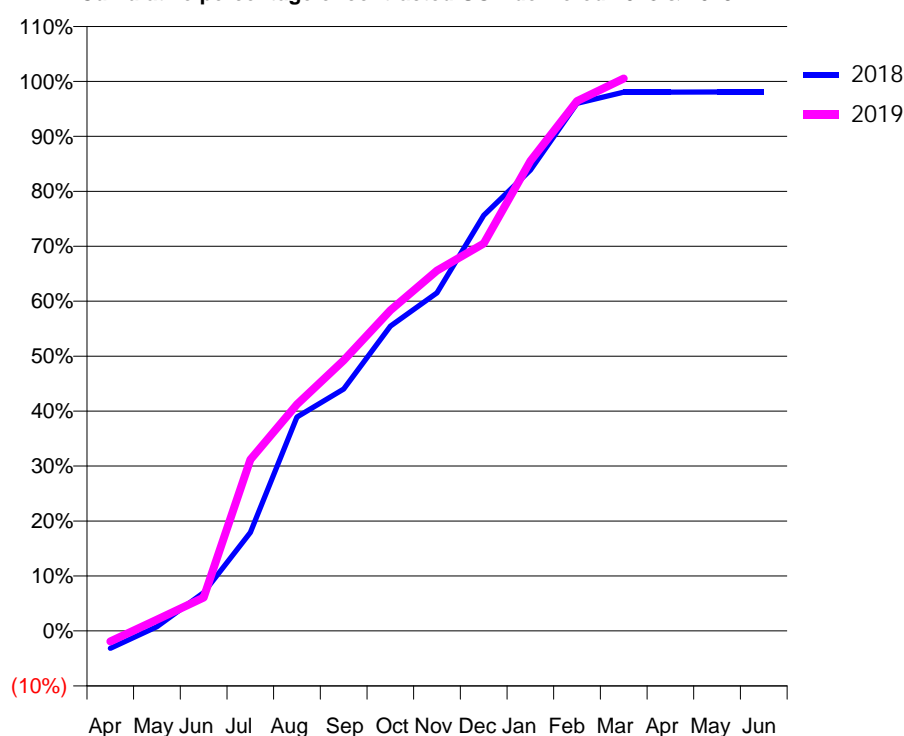
### Q61 - Vital Signs Orthodontic At a Glance Contract Report for 149578/0002 - March 2019

Name or company name	Dentasmile Ltd	18/19 Contracted general activity (UDA)	0
Contract type name	GDS Contract	Carry forward general activity (UDA)	0
Purpose of contract	Orthodontic	18/19 Contracted orthodontic activity (UOA)	2,137
Contract start date	11/11/2012	Carry forward orthodontic activity (UOA)	41
Contract end date		Baseline contract value	£142,536.23

ACCESS	Contract	England and Wales
24 month ratio of assessments to patient IDs	1.04	1.08

ACTIVITY	Contract
Contract assess and fit appliances (case starts) as a percentage of Area Team case starts	0.8 %

Cumulative percentage of contracted UOA delivered 2018 & 2019



Month	Adjusted Scheduled Activity (UOA)		
	2017	2018	2019
April	45	-68	-41
May	194	17	44
June	262	149	130
July	544	383	666
August	610	832	881
September	830	941	1,052
October	940	1,185	1,247
November	1,347	1,315	1,401
December	1,674	1,616	1,506
January	1,763	1,792	1,827
February	1,872	2,052	2,060
March	2,069	2,095	2,148
April	2,069	2,095	
May	2,069	2,096	
June	2,069	2,096	

### QUANTITY METRICS (rolling 12 month period)

	Contract Quantity	Contract Base Number	Contract *	Area Team	Region	England
% of all assessments that were assess and fit appliances (case starts)	104	143	72.7%	57.2%	58.6%	59.2%
% of all assessments that were assess and refuse	17	143	11.9%	18.0%	15.0%	12.0%
% of all assessments that were assess and review	22	143	15.4%	24.8%	26.5%	28.8%
% of case starts with a reported IOTN of 3 and Aesthetic Component of 5 or below	0	104	N/A	0.0%	0.1%	0.1%
% of case starts with a reported IOTN of 3 and Aesthetic Component of 6 or above	13	104	12.5%	5.4%	5.5%	3.9%
% of case starts with a reported IOTN of 4	56	104	53.8%	80.8%	78.6%	77.6%
% of case starts with a reported IOTN of 5	34	104	32.7%	13.5%	13.8%	16.7 %
% of concluded courses in receipt of dual-arch fixed appliances	61	89	68.5%	85.4%	80.1%	72.9%
% of concluded courses where treatment was abandoned or discontinued	11	89	12.4%	5.7%	5.7%	8.7%
% of patients satisfied with the treatment they have received	1	1	100.0%	94.8%	94.6%	95.7%

\* Figures in italics indicate that the base number is less than 100.

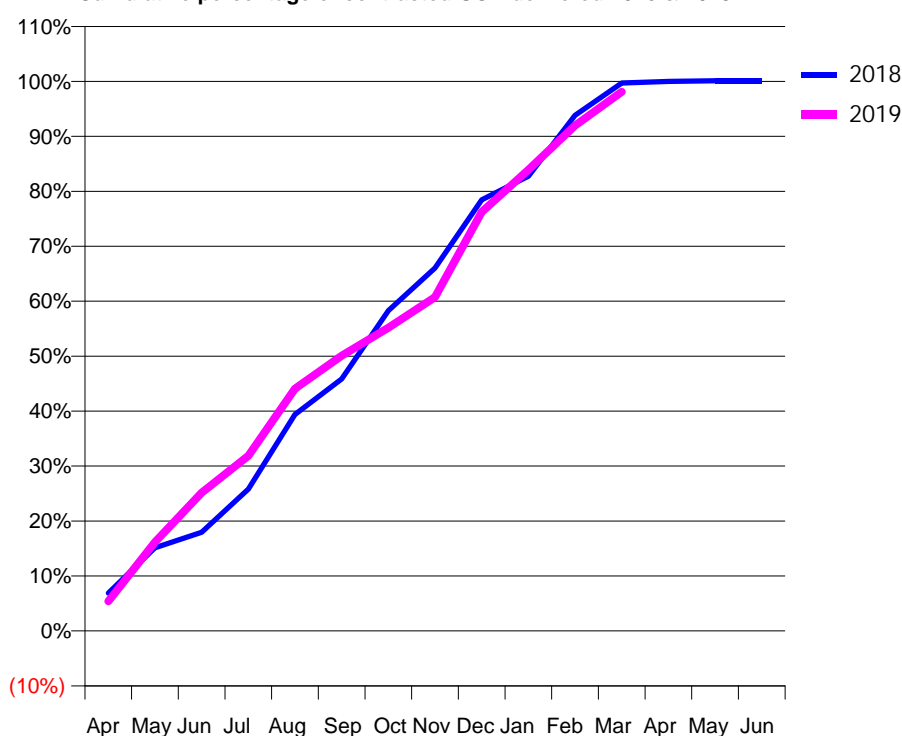
### Q61 - Vital Signs Orthodontic At a Glance Contract Report for 150525/0002 - March 2019

Name or company name	The Nightingale Clinic	18/19 Contracted general activity (UDA)	0
Contract type name	GDS Contract	Carry forward general activity (UDA)	0
Purpose of contract	Orthodontic	18/19 Contracted orthodontic activity (UOA)	20,714
Contract start date	05/09/2014	Carry forward orthodontic activity (UOA)	-23
Contract end date		Baseline contract value	£1,413,604.41

ACCESS	Contract	England and Wales
24 month ratio of assessments to patient IDs	1.02	1.08

ACTIVITY	Contract
Contract assess and fit appliances (case starts) as a percentage of Area Team case starts	7.4 %

Cumulative percentage of contracted UOA delivered 2018 & 2019



Month	Adjusted Scheduled Activity (UOA)		
	2017	2018	2019
April	1,601	1,425	1,120
May	3,640	3,136	3,345
June	4,534	3,718	5,209
July	6,600	5,351	6,601
August	8,212	8,160	9,133
September	9,559	9,498	10,371
October	11,462	12,075	11,427
November	14,307	13,678	12,580
December	16,861	16,251	15,789
January	18,111	17,140	17,380
February	19,133	19,435	19,048
March	20,288	20,654	20,319
April	20,967	20,710	
May	20,967	20,735	
June	20,967	20,737	

### QUANTITY METRICS (rolling 12 month period)

	Contract Quantity	Contract Base Number	Contract *	Area Team	Region	England
% of all assessments that were assess and fit appliances (case starts)	949	1,553	61.1%	57.2%	58.6%	59.2%
% of all assessments that were assess and refuse	239	1,553	15.4%	18.0%	15.0%	12.0%
% of all assessments that were assess and review	365	1,553	23.5%	24.8%	26.5%	28.8%
% of case starts with a reported IOTN of 3 and Aesthetic Component of 5 or below	0	949	N/A	0.0%	0.1%	0.1%
% of case starts with a reported IOTN of 3 and Aesthetic Component of 6 or above	4	949	0.4%	5.4%	5.5%	3.9%
% of case starts with a reported IOTN of 4	815	949	85.9%	80.8%	78.6%	77.6%
% of case starts with a reported IOTN of 5	128	949	13.5%	13.5%	13.8%	16.7 %
% of concluded courses in receipt of dual-arch fixed appliances	943	1,039	90.8%	85.4%	80.1%	72.9%
% of concluded courses where treatment was abandoned or discontinued	83	1,039	8.0%	5.7%	5.7%	8.7%
% of patients satisfied with the treatment they have received	6	6	100.0%	94.8%	94.6%	95.7%

\* Figures in italics indicate that the base number is less than 100.



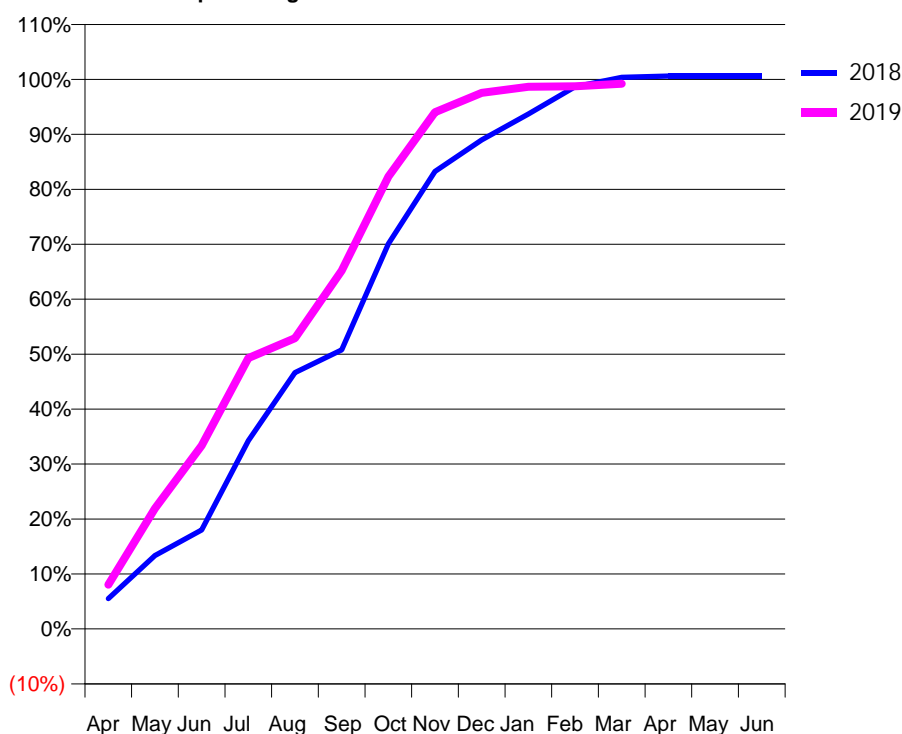
### Q61 - Vital Signs Orthodontic At a Glance Contract Report for 153710/0001 - March 2019

Name or company name	Inspire Dental Dagenham Ltd	18/19 Contracted general activity (UDA)	28,268
Contract type name	GDS Contract	Carry forward general activity (UDA)	-535
Purpose of contract	General and Orthodontic	18/19 Contracted orthodontic activity (UOA)	2,513
Contract start date	01/12/2007	Carry forward orthodontic activity (UOA)	-15
Contract end date		Baseline contract value	£946,598.08

ACCESS	Contract	England and Wales
24 month ratio of assessments to patient IDs	1.13	1.08

ACTIVITY	Contract
Contract assess and fit appliances (case starts) as a percentage of Area Team case starts	0.9 %

Cumulative percentage of contracted UOA delivered 2018 & 2019



Month	Adjusted Scheduled Activity (UOA)		
	2017	2018	2019
April	50	139	203
May	187	336	551
June	235	453	838
July	246	861	1,239
August	294	1,172	1,329
September	692	1,276	1,638
October	1,038	1,761	2,069
November	1,346	2,092	2,363
December	1,659	2,236	2,451
January	1,822	2,355	2,479
February	2,080	2,479	2,481
March	2,565	2,522	2,493
April	2,582	2,528	
May	2,582	2,528	
June	2,582	2,528	

### QUANTITY METRICS (rolling 12 month period)

	Contract Quantity	Contract Base Number	Contract *	Area Team	Region	England
% of all assessments that were assess and fit appliances (case starts)	110	339	32.4%	57.2%	58.6%	59.2%
% of all assessments that were assess and refuse	98	339	28.9%	18.0%	15.0%	12.0%
% of all assessments that were assess and review	131	339	38.6%	24.8%	26.5%	28.8%
% of case starts with a reported IOTN of 3 and Aesthetic Component of 5 or below	0	110	N/A	0.0%	0.1%	0.1%
% of case starts with a reported IOTN of 3 and Aesthetic Component of 6 or above	2	110	1.8%	5.4%	5.5%	3.9%
% of case starts with a reported IOTN of 4	71	110	64.5%	80.8%	78.6%	77.6%
% of case starts with a reported IOTN of 5	37	110	33.6%	13.5%	13.8%	16.7 %
% of concluded courses in receipt of dual-arch fixed appliances	2	27	7.4%	85.4%	80.1%	72.9%
% of concluded courses where treatment was abandoned or discontinued	3	27	11.1%	5.7%	5.7%	8.7%
% of patients satisfied with the treatment they have received	1	1	100.0%	94.8%	94.6%	95.7%

\* Figures in italics indicate that the base number is less than 100.

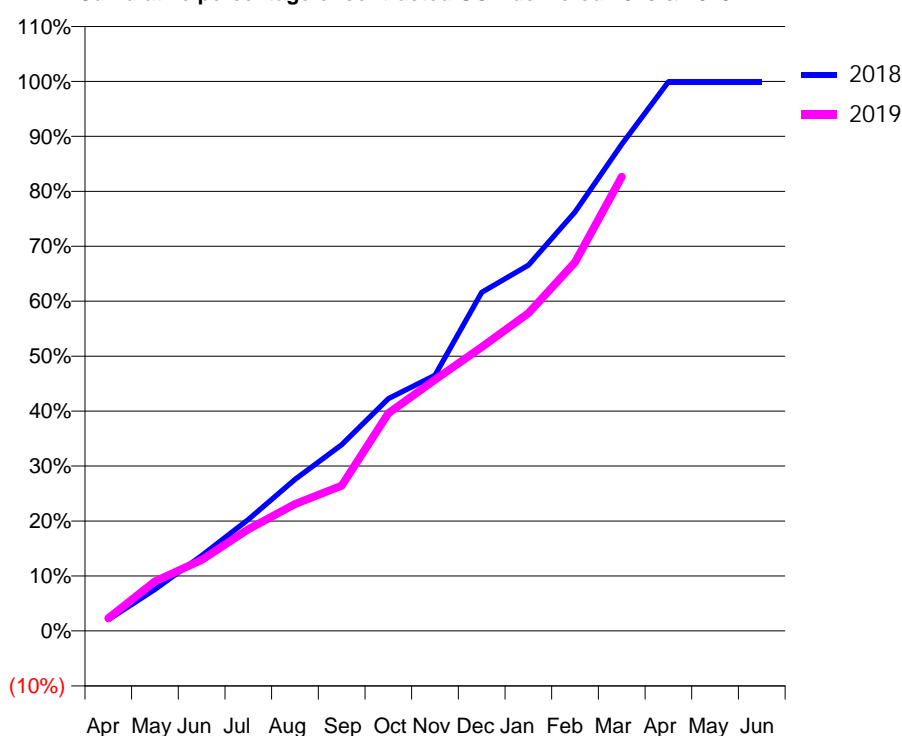
### Q61 - Vital Signs Orthodontic At a Glance Contract Report for 157597/0001 - March 2019

Name or company name	Gaurav Madhok Orthodontics	18/19 Contracted general activity (UDA)	0
Contract type name	PDS Contract	Carry forward general activity (UDA)	0
Purpose of contract	Orthodontic	18/19 Contracted orthodontic activity (UOA)	8,664
Contract start date	01/02/2007	Carry forward orthodontic activity (UOA)	5
Contract end date	30/06/2019	Baseline contract value	£584,815.25

ACCESS	Contract	England and Wales
24 month ratio of assessments to patient IDs	1.02	1.08

ACTIVITY	Contract
Contract assess and fit appliances (case starts) as a percentage of Area Team case starts	2.9 %

Cumulative percentage of contracted UOA delivered 2018 & 2019



Month	Adjusted Scheduled Activity (UOA)		
	2017	2018	2019
April	47	177	201
May	233	655	781
June	448	1,186	1,120
July	1,000	1,756	1,604
August	1,438	2,388	2,001
September	1,725	2,937	2,290
October	2,710	3,661	3,433
November	3,410	4,032	3,959
December	4,093	5,338	4,476
January	4,457	5,767	5,010
February	5,458	6,605	5,812
March	7,194	7,670	7,160
April	8,674	8,659	
May	8,674	8,659	
June	8,673	8,659	

#### QUANTITY METRICS (rolling 12 month period)

	Contract Quantity	Contract Base Number	Contract *	Area Team	Region	England
% of all assessments that were assess and fit appliances (case starts)	365	873	41.8%	57.2%	58.6%	59.2%
% of all assessments that were assess and refuse	234	873	26.8%	18.0%	15.0%	12.0%
% of all assessments that were assess and review	274	873	31.4%	24.8%	26.5%	28.8%
% of case starts with a reported IOTN of 3 and Aesthetic Component of 5 or below	0	365	N/A	0.0%	0.1%	0.1%
% of case starts with a reported IOTN of 3 and Aesthetic Component of 6 or above	20	365	5.5%	5.4%	5.5%	3.9%
% of case starts with a reported IOTN of 4	305	365	83.6%	80.8%	78.6%	77.6%
% of case starts with a reported IOTN of 5	40	365	11.0%	13.5%	13.8%	16.7 %
% of concluded courses in receipt of dual-arch fixed appliances	310	328	94.5%	85.4%	80.1%	72.9%
% of concluded courses where treatment was abandoned or discontinued	9	328	2.7%	5.7%	5.7%	8.7%
% of patients satisfied with the treatment they have received	6	7	85.7%	94.8%	94.6%	95.7%

\* Figures in italics indicate that the base number is less than 100.

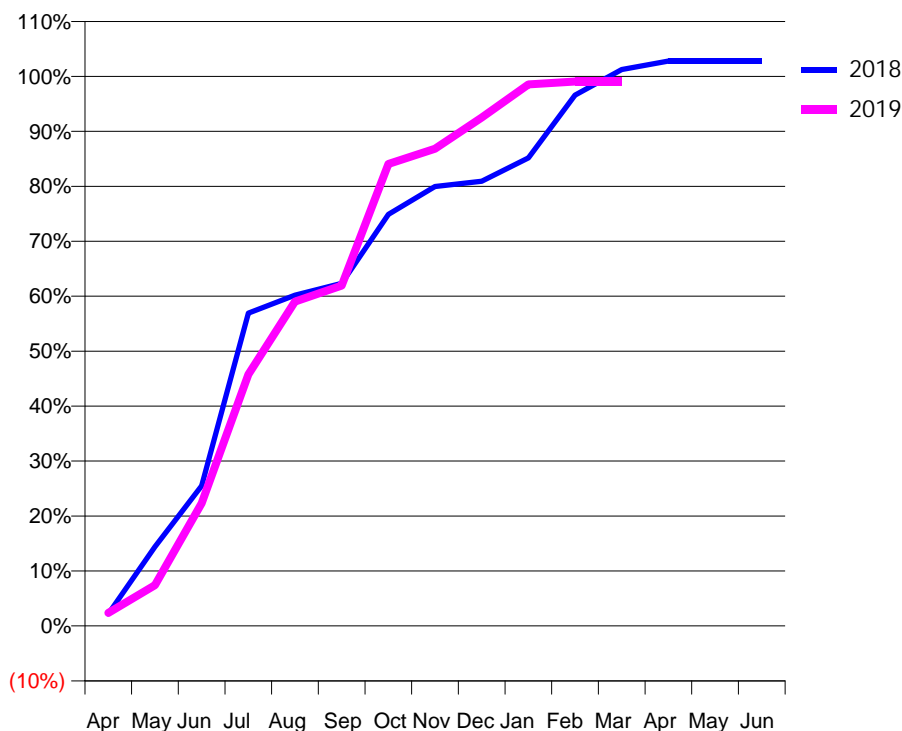
### Q61 - Vital Signs Orthodontic At a Glance Contract Report for 174122/0001 - March 2019

Name or company name	Mr Matthew Power, Mrs Nicola Power and Mr Jayesh	18/19 Contracted general activity (UDA)	529
Contract type name	GDS Contract	Carry forward general activity (UDA)	-11
Purpose of contract	General and Orthodontic	18/19 Contracted orthodontic activity (UOA)	10,864
Contract start date	01/11/2010	Carry forward orthodontic activity (UOA)	-217
Contract end date		Baseline contract value	£774,878.45

ACCESS	Contract	England and Wales
24 month ratio of assessments to patient IDs	1.01	1.08

ACTIVITY	Contract
Contract assess and fit appliances (case starts) as a percentage of Area Team case starts	4.0 %

Cumulative percentage of contracted UOA delivered 2018 & 2019



Month	Adjusted Scheduled Activity (UOA)		
	2017	2018	2019
April	291	238	259
May	1,244	1,564	806
June	4,480	2,770	2,425
July	5,501	6,183	4,974
August	6,057	6,540	6,410
September	7,404	6,771	6,728
October	7,533	8,137	9,130
November	8,923	8,685	9,433
December	9,093	8,790	10,051
January	9,430	9,252	10,704
February	10,806	10,493	10,762
March	11,101	10,998	10,762
April	11,102	11,166	
May	11,104	11,166	
June	11,104	11,166	

#### QUANTITY METRICS (rolling 12 month period)

	Contract Quantity	Contract Base Number	Contract *	Area Team	Region	England
% of all assessments that were assess and fit appliances (case starts)	508	562	90.4%	57.2%	58.6%	59.2%
% of all assessments that were assess and refuse	26	562	4.6%	18.0%	15.0%	12.0%
% of all assessments that were assess and review	28	562	5.0%	24.8%	26.5%	28.8%
% of case starts with a reported IOTN of 3 and Aesthetic Component of 5 or below	0	508	N/A	0.0%	0.1%	0.1%
% of case starts with a reported IOTN of 3 and Aesthetic Component of 6 or above	13	508	2.6%	5.4%	5.5%	3.9%
% of case starts with a reported IOTN of 4	424	508	83.5%	80.8%	78.6%	77.6%
% of case starts with a reported IOTN of 5	70	508	13.8%	13.5%	13.8%	16.7 %
% of concluded courses in receipt of dual-arch fixed appliances	417	429	97.2%	85.4%	80.1%	72.9%
% of concluded courses where treatment was abandoned or discontinued	7	429	1.6%	5.7%	5.7%	8.7%
% of patients satisfied with the treatment they have received	4	5	80.0%	94.8%	94.6%	95.7%

\* Figures in italics indicate that the base number is less than 100.

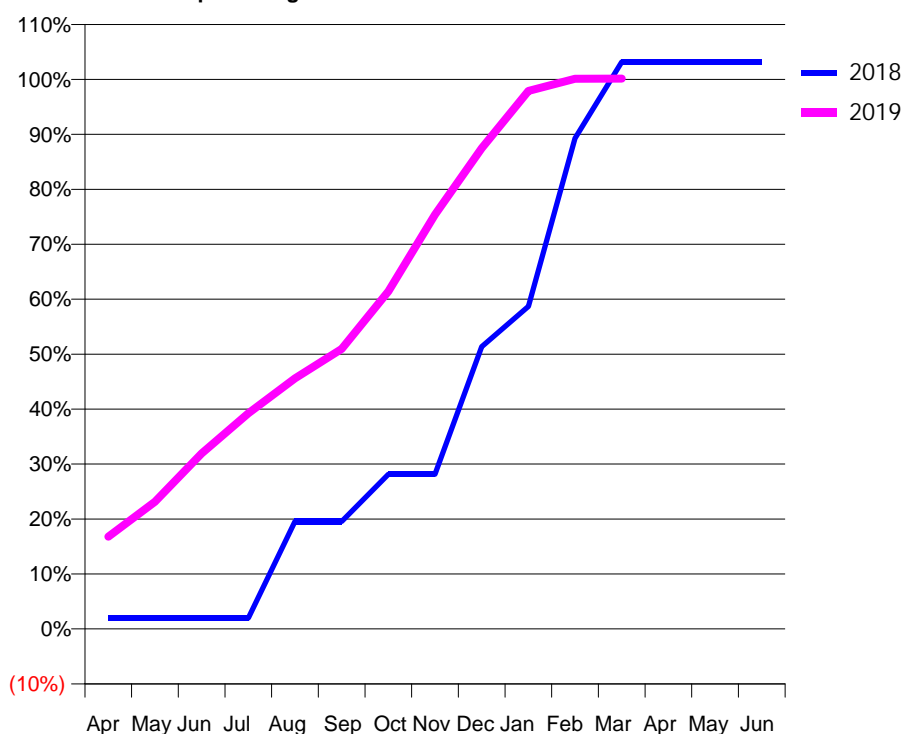
### Q61 - Vital Signs Orthodontic At a Glance Contract Report for 184837/0001 - March 2019

Name or company name	Chadwell Heath Orthodontics Limited	18/19 Contracted general activity (UDA)	0
Contract type name	PDS Contract	Carry forward general activity (UDA)	0
Purpose of contract	Orthodontic	18/19 Contracted orthodontic activity (UOA)	6,675
Contract start date	14/09/2007	Carry forward orthodontic activity (UOA)	-134
Contract end date	30/06/2019	Baseline contract value	£457,310.45

ACCESS	Contract	England and Wales
24 month ratio of assessments to patient IDs	1.04	1.08

ACTIVITY	Contract
Contract assess and fit appliances (case starts) as a percentage of Area Team case starts	2.5 %

Cumulative percentage of contracted UOA delivered 2018 & 2019



Month	Adjusted Scheduled Activity (UOA)		
	2017	2018	2019
April	123	134	1,121
May	1,261	134	1,544
June	1,884	134	2,133
July	1,884	134	2,620
August	3,382	1,307	3,043
September	3,835	1,307	3,401
October	3,835	1,880	4,100
November	5,109	1,880	5,032
December	5,696	3,429	5,839
January	6,064	3,918	6,535
February	6,064	5,958	6,682
March	7,098	6,887	6,684
April	7,484	6,887	
May	7,484	6,887	
June	7,484	6,887	

### QUANTITY METRICS (rolling 12 month period)

	Contract Quantity	Contract Base Number	Contract *	Area Team	Region	England
% of all assessments that were assess and fit appliances (case starts)	315	336	93.8%	57.2%	58.6%	59.2%
% of all assessments that were assess and refuse	5	336	1.5%	18.0%	15.0%	12.0%
% of all assessments that were assess and review	16	336	4.8%	24.8%	26.5%	28.8%
% of case starts with a reported IOTN of 3 and Aesthetic Component of 5 or below	0	315	N/A	0.0%	0.1%	0.1%
% of case starts with a reported IOTN of 3 and Aesthetic Component of 6 or above	17	315	5.4%	5.4%	5.5%	3.9%
% of case starts with a reported IOTN of 4	249	315	79.0%	80.8%	78.6%	77.6%
% of case starts with a reported IOTN of 5	48	315	15.2%	13.5%	13.8%	16.7 %
% of concluded courses in receipt of dual-arch fixed appliances	366	389	94.1%	85.4%	80.1%	72.9%
% of concluded courses where treatment was abandoned or discontinued	4	389	1.0%	5.7%	5.7%	8.7%
% of patients satisfied with the treatment they have received	5	5	100.0%	94.8%	94.6%	95.7%

\* Figures in italics indicate that the base number is less than 100.

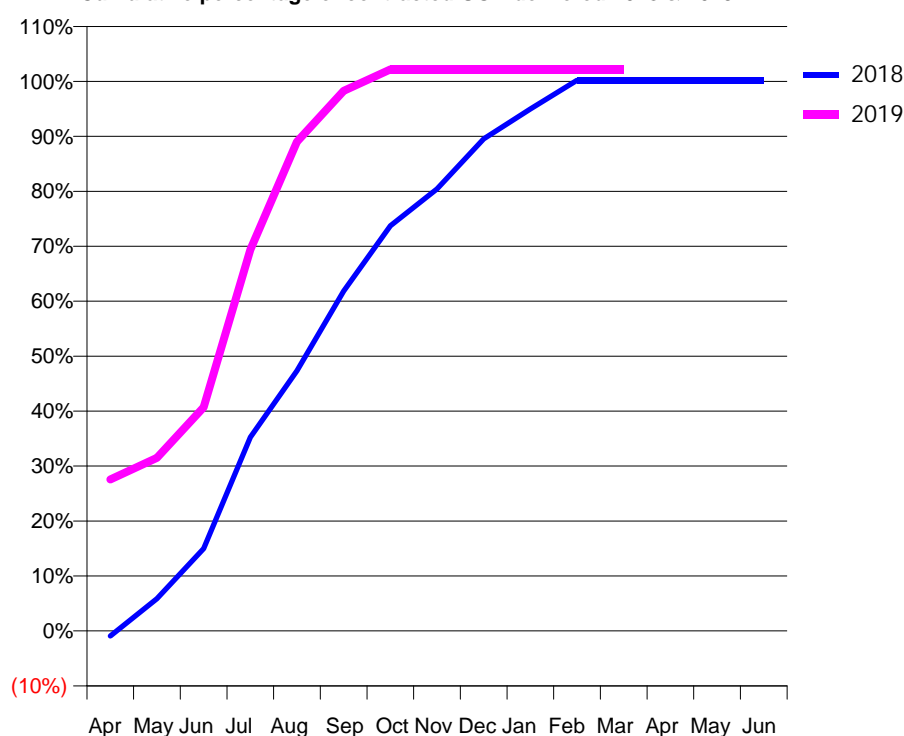
### Q61 - Vital Signs Orthodontic At a Glance Contract Report for 190799/0001 - March 2019

Name or company name	P J Dental Surgery	18/19 Contracted general activity (UDA)	29,693
Contract type name	GDS Contract	Carry forward general activity (UDA)	397
Purpose of contract	General and Orthodontic	18/19 Contracted orthodontic activity (UOA)	1,614
Contract start date	01/02/2015	Carry forward orthodontic activity (UOA)	-3
Contract end date		Baseline contract value	£1,050,895.98

ACCESS	Contract	England and Wales
24 month ratio of assessments to patient IDs	1.02	1.08

ACTIVITY	Contract
Contract assess and fit appliances (case starts) as a percentage of Area Team case starts	0.6 %

Cumulative percentage of contracted UOA delivered 2018 & 2019



Month	Adjusted Scheduled Activity (UOA)		
	2017	2018	2019
April	161	-15	445
May	289	95	508
June	459	242	657
July	627	569	1,120
August	753	764	1,437
September	1,070	998	1,586
October	1,261	1,190	1,649
November	1,261	1,298	1,649
December	1,368	1,445	1,649
January	1,578	1,533	1,649
February	1,599	1,617	1,649
March	1,599	1,617	1,649
April	1,599	1,617	
May	1,599	1,617	
June	1,599	1,617	

### QUANTITY METRICS (rolling 12 month period)

	Contract Quantity	Contract Base Number	Contract *	Area Team	Region	England
% of all assessments that were assess and fit appliances (case starts)	78	80	97.5%	57.2%	58.6%	59.2%
% of all assessments that were assess and refuse	0	80	0.0%	18.0%	15.0%	12.0%
% of all assessments that were assess and review	2	80	2.5%	24.8%	26.5%	28.8%
% of case starts with a reported IOTN of 3 and Aesthetic Component of 5 or below	0	78	N/A	0.0%	0.1%	0.1%
% of case starts with a reported IOTN of 3 and Aesthetic Component of 6 or above	0	78	N/A	5.4%	5.5%	3.9%
% of case starts with a reported IOTN of 4	78	78	100.0%	80.8%	78.6%	77.6%
% of case starts with a reported IOTN of 5	0	78	N/A	13.5%	13.8%	16.7%
% of concluded courses in receipt of dual-arch fixed appliances	0	0	N/A	85.4%	80.1%	72.9%
% of concluded courses where treatment was abandoned or discontinued	0	0	N/A	5.7%	5.7%	8.7%
% of patients satisfied with the treatment they have received	2	2	100.0%	94.8%	94.6%	95.7%

\* Figures in italics indicate that the base number is less than 100.

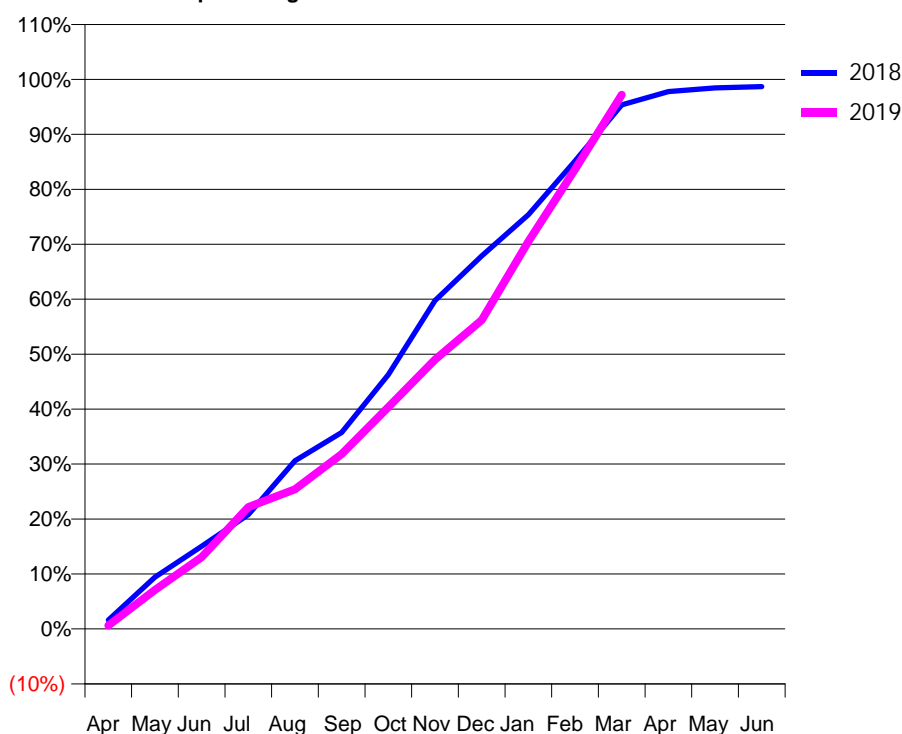
### Q61 - Vital Signs Orthodontic At a Glance Contract Report for 194042/0001 - March 2019

Name or company name	Romford Orthodontics Centre Limited	18/19 Contracted general activity (UDA)	0
Contract type name	PDS Contract	Carry forward general activity (UDA)	0
Purpose of contract	Orthodontic	18/19 Contracted orthodontic activity (UOA)	26,525
Contract start date	01/04/2010	Carry forward orthodontic activity (UOA)	351
Contract end date	30/06/2019	Baseline contract value	£1,724,996.91

ACCESS	Contract	England and Wales
24 month ratio of assessments to patient IDs	1.06	1.08

ACTIVITY	Contract
Contract assess and fit appliances (case starts) as a percentage of Area Team case starts	9.9 %

Cumulative percentage of contracted UOA delivered 2018 & 2019



Month	Adjusted Scheduled Activity (UOA)		
	2017	2018	2019
April	1,004	431	163
May	3,278	2,500	1,885
June	5,524	3,989	3,464
July	7,838	5,520	5,882
August	10,084	8,114	6,744
September	12,780	9,488	8,445
October	14,857	12,276	10,706
November	16,423	15,847	12,999
December	19,668	18,002	14,904
January	20,529	19,999	18,705
February	21,877	22,584	22,184
March	24,367	25,294	25,785
April	26,584	25,940	
May	26,601	26,110	
June	26,623	26,174	

#### QUANTITY METRICS (rolling 12 month period)

	Contract Quantity	Contract Base Number	Contract *	Area Team	Region	England
% of all assessments that were assess and fit appliances (case starts)	1,267	2,226	56.9%	57.2%	58.6%	59.2%
% of all assessments that were assess and refuse	337	2,226	15.1%	18.0%	15.0%	12.0%
% of all assessments that were assess and review	622	2,226	27.9%	24.8%	26.5%	28.8%
% of case starts with a reported IOTN of 3 and Aesthetic Component of 5 or below	0	1,267	N/A	0.0%	0.1%	0.1%
% of case starts with a reported IOTN of 3 and Aesthetic Component of 6 or above	40	1,267	3.2%	5.4%	5.5%	3.9%
% of case starts with a reported IOTN of 4	1,051	1,267	83.0%	80.8%	78.6%	77.6%
% of case starts with a reported IOTN of 5	166	1,267	13.1%	13.5%	13.8%	16.7 %
% of concluded courses in receipt of dual-arch fixed appliances	622	762	81.6%	85.4%	80.1%	72.9%
% of concluded courses where treatment was abandoned or discontinued	91	762	11.9%	5.7%	5.7%	8.7%
% of patients satisfied with the treatment they have received	11	12	91.7%	94.8%	94.6%	95.7%

\* Figures in italics indicate that the base number is less than 100.

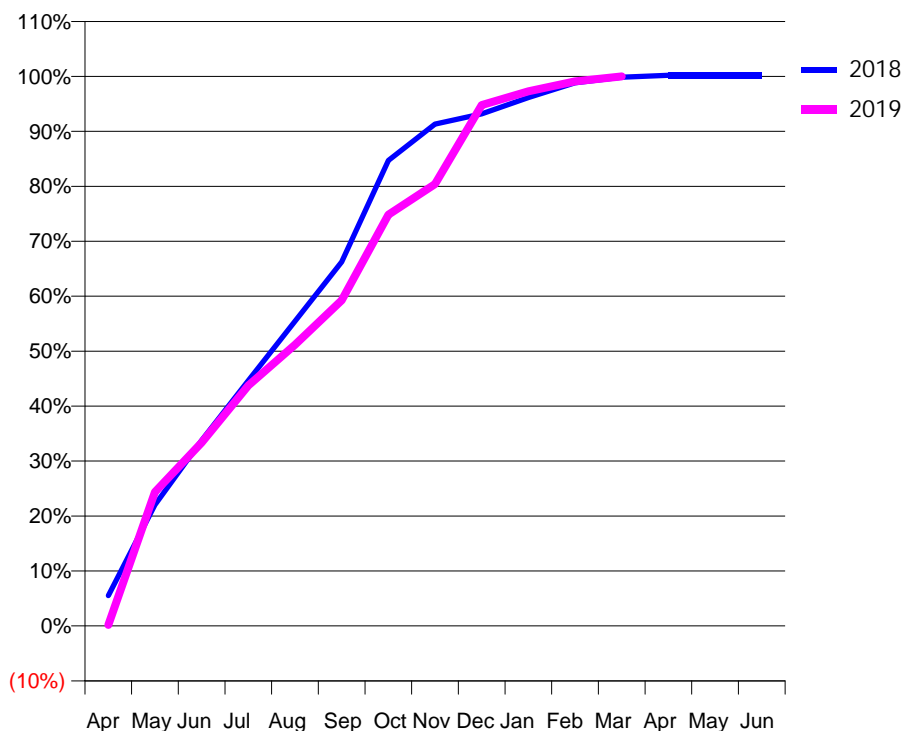
### Q61 - Vital Signs Orthodontic At a Glance Contract Report for 195960/0001 - March 2019

Name or company name	Southover Orthodontics Limited	18/19 Contracted general activity (UDA)	0
Contract type name	PDS Contract	Carry forward general activity (UDA)	0
Purpose of contract	Orthodontic	18/19 Contracted orthodontic activity (UOA)	5,809
Contract start date	01/11/2008	Carry forward orthodontic activity (UOA)	-11
Contract end date	30/06/2019	Baseline contract value	£398,698.77

ACCESS	Contract	England and Wales
24 month ratio of assessments to patient IDs	1.09	1.08

ACTIVITY	Contract
Contract assess and fit appliances (case starts) as a percentage of Area Team case starts	2.0 %

Cumulative percentage of contracted UOA delivered 2018 & 2019



Month	Adjusted Scheduled Activity (UOA)		
	2017	2018	2019
April	541	321	11
May	1,622	1,280	1,415
June	2,390	1,962	1,937
July	3,507	2,594	2,542
August	4,230	3,221	2,972
September	4,580	3,847	3,441
October	5,445	4,921	4,347
November	5,756	5,304	4,670
December	5,818	5,412	5,506
January	5,818	5,586	5,651
February	5,821	5,741	5,757
March	5,827	5,800	5,809
April	5,827	5,820	
May	5,827	5,820	
June	5,827	5,820	

#### QUANTITY METRICS (rolling 12 month period)

	Contract Quantity	Contract Base Number	Contract *	Area Team	Region	England
% of all assessments that were assess and fit appliances (case starts)	255	913	27.9%	57.2%	58.6%	59.2%
% of all assessments that were assess and refuse	107	913	11.7%	18.0%	15.0%	12.0%
% of all assessments that were assess and review	551	913	60.4%	24.8%	26.5%	28.8%
% of case starts with a reported IOTN of 3 and Aesthetic Component of 5 or below	0	255	N/A	0.0%	0.1%	0.1%
% of case starts with a reported IOTN of 3 and Aesthetic Component of 6 or above	4	255	1.6%	5.4%	5.5%	3.9%
% of case starts with a reported IOTN of 4	225	255	88.2%	80.8%	78.6%	77.6%
% of case starts with a reported IOTN of 5	26	255	10.2%	13.5%	13.8%	16.7 %
% of concluded courses in receipt of dual-arch fixed appliances	162	194	83.5%	85.4%	80.1%	72.9%
% of concluded courses where treatment was abandoned or discontinued	8	194	4.1%	5.7%	5.7%	8.7%
% of patients satisfied with the treatment they have received	11	12	91.7%	94.8%	94.6%	95.7%

\* Figures in italics indicate that the base number is less than 100.

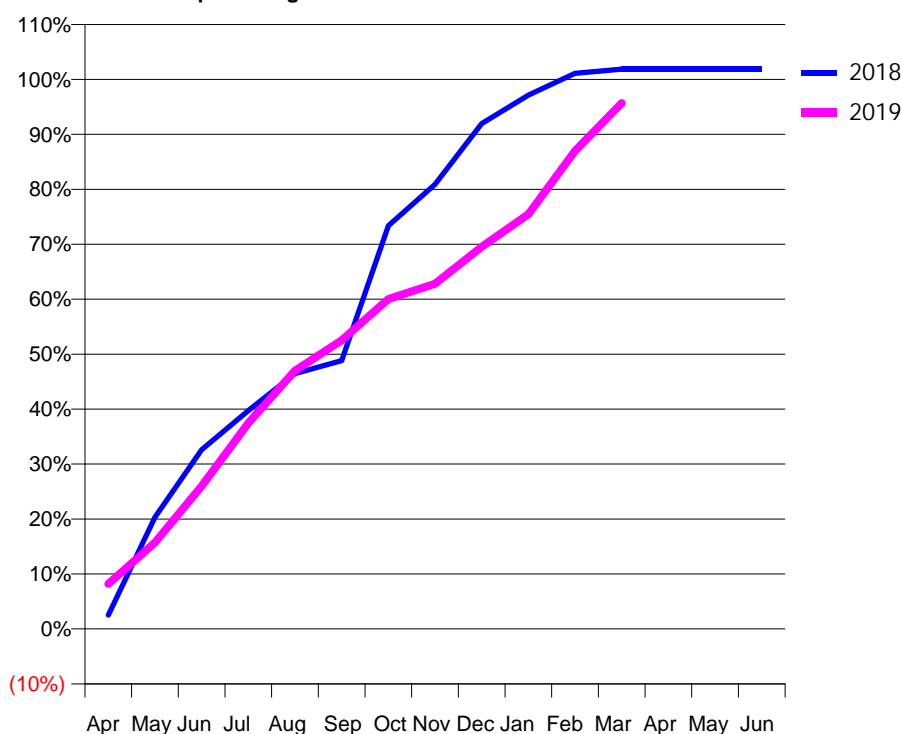
### Q61 - Vital Signs Orthodontic At a Glance Contract Report for 199850/0001 - March 2019

Name or company name	The Brace Orthodontic Centre	18/19 Contracted general activity (UDA)	0
Contract type name	PDS Contract	Carry forward general activity (UDA)	0
Purpose of contract	General and Orthodontic	18/19 Contracted orthodontic activity (UOA)	5,306
Contract start date	01/04/2009	Carry forward orthodontic activity (UOA)	-99
Contract end date	30/06/2019	Baseline contract value	£371,263.46

ACCESS	Contract	England and Wales
24 month ratio of assessments to patient IDs	1.00	1.08

ACTIVITY	Contract
Contract assess and fit appliances (case starts) as a percentage of Area Team case starts	1.9 %

Cumulative percentage of contracted UOA delivered 2018 & 2019



Month	Adjusted Scheduled Activity (UOA)		
	2017	2018	2019
April	400	134	435
May	1,072	1,079	834
June	1,387	1,730	1,380
July	2,017	2,108	1,989
August	2,815	2,465	2,493
September	3,025	2,591	2,787
October	3,655	3,893	3,186
November	3,886	4,292	3,333
December	4,411	4,880	3,690
January	4,978	5,153	4,005
February	5,230	5,363	4,614
March	5,293	5,405	5,076
April	5,293	5,405	
May	5,314	5,405	
June	5,314	5,405	

### QUANTITY METRICS (rolling 12 month period)

	Contract Quantity	Contract Base Number	Contract *	Area Team	Region	England
% of all assessments that were assess and fit appliances (case starts)	237	237	100.0%	57.2%	58.6%	59.2%
% of all assessments that were assess and refuse	0	237	0.0%	18.0%	15.0%	12.0%
% of all assessments that were assess and review	0	237	0.0%	24.8%	26.5%	28.8%
% of case starts with a reported IOTN of 3 and Aesthetic Component of 5 or below	0	237	N/A	0.0%	0.1%	0.1%
% of case starts with a reported IOTN of 3 and Aesthetic Component of 6 or above	4	237	1.7%	5.4%	5.5%	3.9%
% of case starts with a reported IOTN of 4	220	237	92.8%	80.8%	78.6%	77.6%
% of case starts with a reported IOTN of 5	12	237	5.1%	13.5%	13.8%	16.7 %
% of concluded courses in receipt of dual-arch fixed appliances	215	218	98.6%	85.4%	80.1%	72.9%
% of concluded courses where treatment was abandoned or discontinued	3	218	1.4%	5.7%	5.7%	8.7%
% of patients satisfied with the treatment they have received	0	1	0.0%	94.8%	94.6%	95.7%

\* Figures in italics indicate that the base number is less than 100.



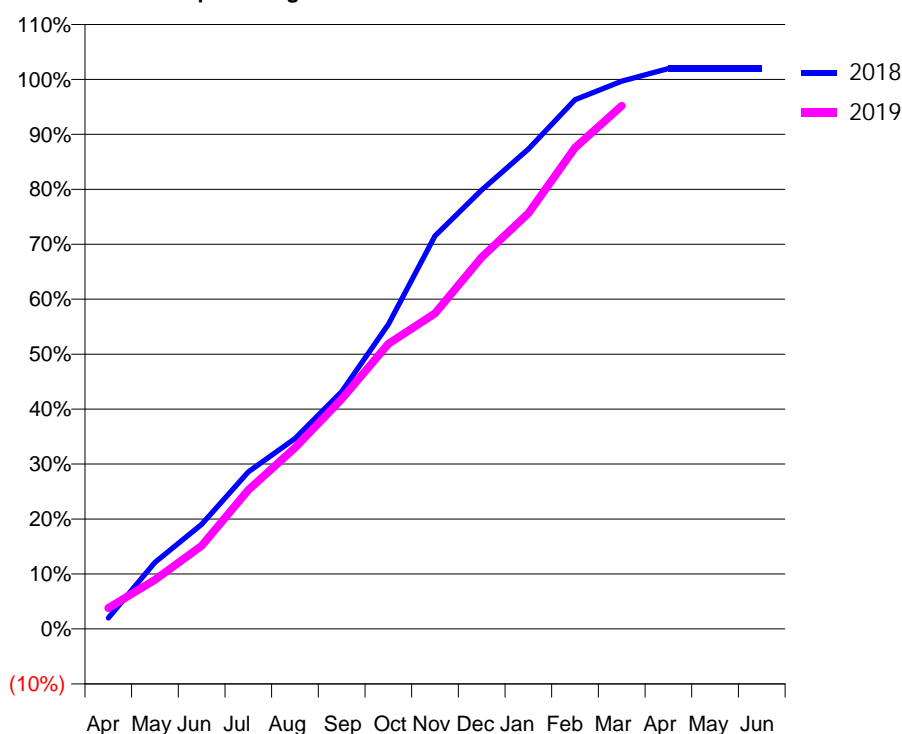
### Q61 - Vital Signs Orthodontic At a Glance Contract Report for 221651/0001 - March 2019

Name or company name	MR MM PATEL	18/19 Contracted general activity (UDA)	0
Contract type name	PDS Contract	Carry forward general activity (UDA)	0
Purpose of contract	Orthodontic	18/19 Contracted orthodontic activity (UOA)	16,315
Contract start date	01/04/2006	Carry forward orthodontic activity (UOA)	-324
Contract end date	30/06/2019	Baseline contract value	£1,114,225.18

ACCESS	Contract	England and Wales
24 month ratio of assessments to patient IDs	1.02	1.08

ACTIVITY	Contract
Contract assess and fit appliances (case starts) as a percentage of Area Team case starts	5.9 %

Cumulative percentage of contracted UOA delivered 2018 & 2019



Month	Adjusted Scheduled Activity (UOA)		
	2017	2018	2019
April	755	326	618
May	3,273	1,972	1,458
June	4,648	3,106	2,467
July	6,728	4,660	4,127
August	8,185	5,651	5,374
September	9,427	7,045	6,827
October	10,719	9,044	8,465
November	12,125	11,664	9,368
December	13,041	13,030	11,035
January	14,294	14,249	12,342
February	15,482	15,710	14,282
March	16,303	16,261	15,530
April	16,643	16,639	
May	16,643	16,639	
June	16,643	16,639	

#### QUANTITY METRICS (rolling 12 month period)

	Contract Quantity	Contract Base Number	Contract *	Area Team	Region	England
% of all assessments that were assess and fit appliances (case starts)	750	750	100.0%	57.2%	58.6%	59.2%
% of all assessments that were assess and refuse	0	750	0.0%	18.0%	15.0%	12.0%
% of all assessments that were assess and review	0	750	0.0%	24.8%	26.5%	28.8%
% of case starts with a reported IOTN of 3 and Aesthetic Component of 5 or below	0	750	N/A	0.0%	0.1%	0.1%
% of case starts with a reported IOTN of 3 and Aesthetic Component of 6 or above	148	750	19.7%	5.4%	5.5%	3.9%
% of case starts with a reported IOTN of 4	557	750	74.3%	80.8%	78.6%	77.6%
% of case starts with a reported IOTN of 5	45	750	6.0%	13.5%	13.8%	16.7 %
% of concluded courses in receipt of dual-arch fixed appliances	609	655	93.0%	85.4%	80.1%	72.9%
% of concluded courses where treatment was abandoned or discontinued	33	655	5.0%	5.7%	5.7%	8.7%
% of patients satisfied with the treatment they have received	7	7	100.0%	94.8%	94.6%	95.7%

\* Figures in italics indicate that the base number is less than 100.

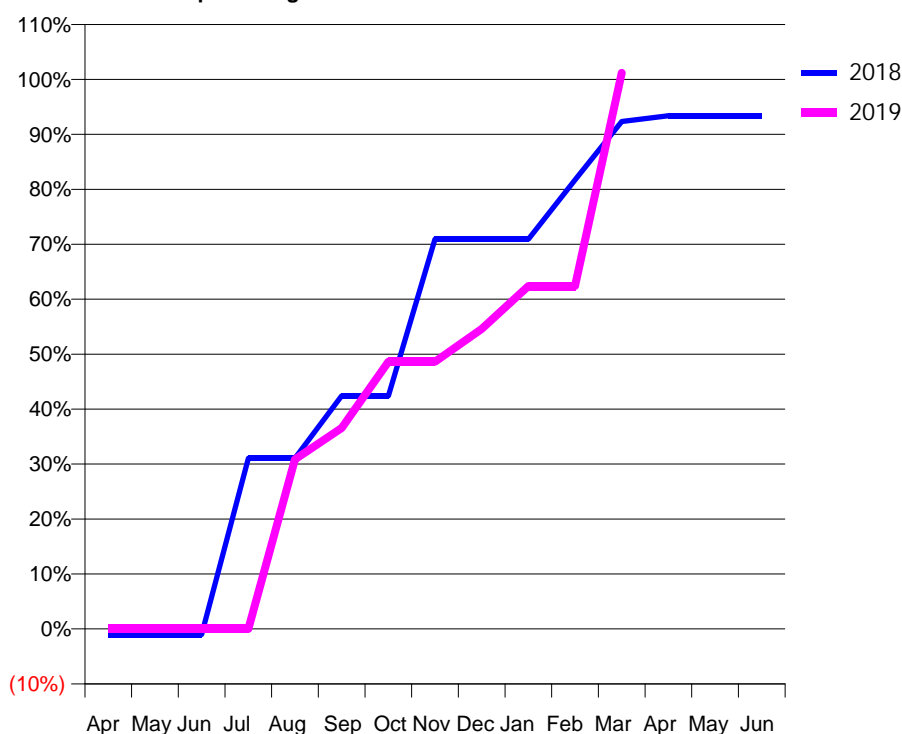
### Q61 - Vital Signs Orthodontic At a Glance Contract Report for 230308/0001 - March 2019

Name or company name	MR S HADJ-BAGHERI	18/19 Contracted general activity (UDA)	0
Contract type name	PDS Contract	Carry forward general activity (UDA)	0
Purpose of contract	Orthodontic	18/19 Contracted orthodontic activity (UOA)	2,984
Contract start date	01/04/2006	Carry forward orthodontic activity (UOA)	0
Contract end date	30/06/2019	Baseline contract value	£199,033.73

ACCESS	Contract	England and Wales
24 month ratio of assessments to patient IDs	1.02	1.08

ACTIVITY	Contract
Contract assess and fit appliances (case starts) as a percentage of Area Team case starts	1.1 %

Cumulative percentage of contracted UOA delivered 2018 & 2019



Month	Adjusted Scheduled Activity (UOA)		
	2017	2018	2019
April	60	-31	0
May	298	-31	0
June	1,126	-31	0
July	1,307	927	0
August	1,801	927	921
September	1,910	1,266	1,091
October	1,910	1,266	1,451
November	2,471	2,116	1,451
December	3,423	2,116	1,629
January	3,423	2,116	1,862
February	2,478	2,438	1,862
March	2,952	2,755	3,019
April	2,953	2,786	
May	2,953	2,786	
June	2,953	2,786	

### QUANTITY METRICS (rolling 12 month period)

	Contract Quantity	Contract Base Number	Contract *	Area Team	Region	England
% of all assessments that were assess and fit appliances (case starts)	146	173	84.4%	57.2%	58.6%	59.2%
% of all assessments that were assess and refuse	2	173	1.2%	18.0%	15.0%	12.0%
% of all assessments that were assess and review	25	173	14.5%	24.8%	26.5%	28.8%
% of case starts with a reported IOTN of 3 and Aesthetic Component of 5 or below	0	146	N/A	0.0%	0.1%	0.1%
% of case starts with a reported IOTN of 3 and Aesthetic Component of 6 or above	23	146	15.8%	5.4%	5.5%	3.9%
% of case starts with a reported IOTN of 4	81	146	55.5%	80.8%	78.6%	77.6%
% of case starts with a reported IOTN of 5	42	146	28.8%	13.5%	13.8%	16.7 %
% of concluded courses in receipt of dual-arch fixed appliances	66	69	95.7%	85.4%	80.1%	72.9%
% of concluded courses where treatment was abandoned or discontinued	3	69	4.3%	5.7%	5.7%	8.7%
% of patients satisfied with the treatment they have received	1	1	100.0%	94.8%	94.6%	95.7%

\* Figures in italics indicate that the base number is less than 100.

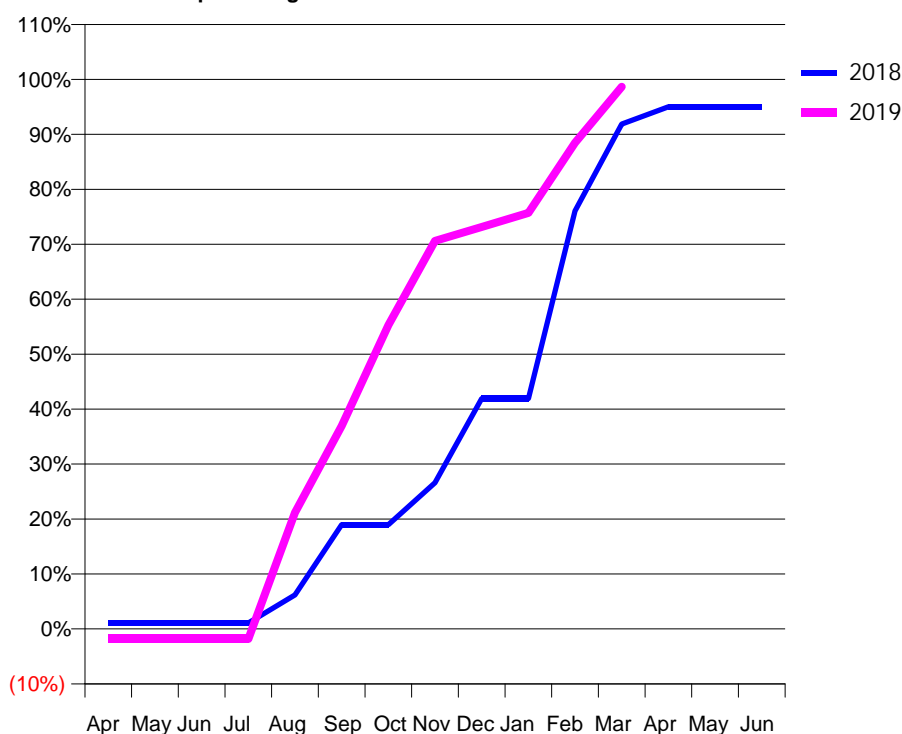
### Q61 - Vital Signs Orthodontic At a Glance Contract Report for 234125/0001 - March 2019

Name or company name	MR NI AMIN	18/19 Contracted general activity (UDA)	16,536
Contract type name	GDS Contract	Carry forward general activity (UDA)	-69
Purpose of contract	General and Orthodontic	18/19 Contracted orthodontic activity (UOA)	823
Contract start date	01/04/2006	Carry forward orthodontic activity (UOA)	15
Contract end date		Baseline contract value	£552,049.23

ACCESS	Contract	England and Wales
24 month ratio of assessments to patient IDs	1.00	1.08

ACTIVITY	Contract
Contract assess and fit appliances (case starts) as a percentage of Area Team case starts	0.3 %

Cumulative percentage of contracted UOA delivered 2018 & 2019



Month	Adjusted Scheduled Activity (UOA)		
	2017	2018	2019
April	13	9	-15
May	13	9	-15
June	181	9	-15
July	433	9	-15
August	433	51	174
September	475	156	304
October	475	156	455
November	622	219	581
December	769	345	602
January	769	345	623
February	832	626	728
March	832	756	812
April	832	782	
May	832	782	
June	832	782	

#### QUANTITY METRICS (rolling 12 month period)

	Contract Quantity	Contract Base Number	Contract *	Area Team	Region	England
% of all assessments that were assess and fit appliances (case starts)	43	53	81.1%	57.2%	58.6%	59.2%
% of all assessments that were assess and refuse	0	53	0.0%	18.0%	15.0%	12.0%
% of all assessments that were assess and review	10	53	18.9%	24.8%	26.5%	28.8%
% of case starts with a reported IOTN of 3 and Aesthetic Component of 5 or below	0	43	N/A	0.0%	0.1%	0.1%
% of case starts with a reported IOTN of 3 and Aesthetic Component of 6 or above	1	43	2.3%	5.4%	5.5%	3.9%
% of case starts with a reported IOTN of 4	34	43	79.1%	80.8%	78.6%	77.6%
% of case starts with a reported IOTN of 5	8	43	18.6%	13.5%	13.8%	16.7%
% of concluded courses in receipt of dual-arch fixed appliances	0	0	N/A	85.4%	80.1%	72.9%
% of concluded courses where treatment was abandoned or discontinued	0	0	N/A	5.7%	5.7%	8.7%
% of patients satisfied with the treatment they have received	2	2	100.0%	94.8%	94.6%	95.7%

\* Figures in italics indicate that the base number is less than 100.

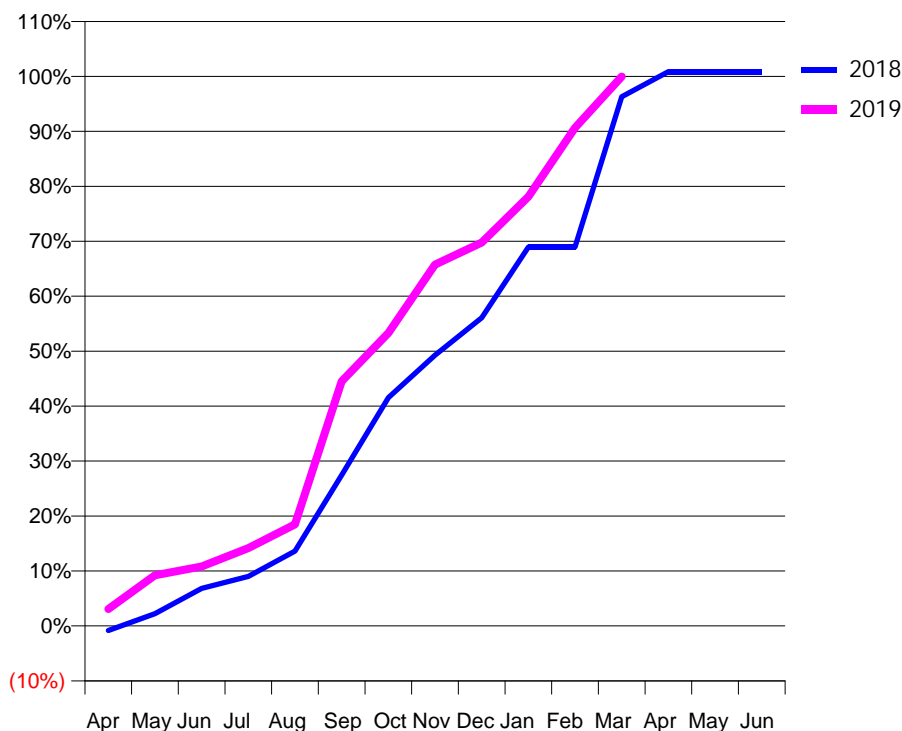
### Q61 - Vital Signs Orthodontic At a Glance Contract Report for 250643/0001 - March 2019

Name or company name	MISS SY BHUIYAN	18/19 Contracted general activity (UDA)	5,300
Contract type name	GDS Contract	Carry forward general activity (UDA)	-106
Purpose of contract	General and Orthodontic	18/19 Contracted orthodontic activity (UOA)	6,850
Contract start date	01/06/2015	Carry forward orthodontic activity (UOA)	-60
Contract end date		Baseline contract value	£733,679.55

ACCESS	Contract	England and Wales
24 month ratio of assessments to patient IDs	1.01	1.08

ACTIVITY	Contract
Contract assess and fit appliances (case starts) as a percentage of Area Team case starts	2.6 %

Cumulative percentage of contracted UOA delivered 2018 & 2019



Month	Adjusted Scheduled Activity (UOA)		
	2017	2018	2019
April	53	-57	211
May	223	153	631
June	538	468	740
July	1,042	617	971
August	1,277	934	1,265
September	1,951	1,881	3,049
October	2,394	2,847	3,651
November	2,982	3,376	4,504
December	3,297	3,840	4,778
January	3,549	4,724	5,351
February	4,941	4,724	6,209
March	6,121	6,595	6,848
April	6,772	6,910	
May	6,772	6,910	
June	6,772	6,910	

#### QUANTITY METRICS (rolling 12 month period)

	Contract Quantity	Contract Base Number	Contract *	Area Team	Region	England
% of all assessments that were assess and fit appliances (case starts)	334	472	70.8%	57.2%	58.6%	59.2%
% of all assessments that were assess and refuse	58	472	12.3%	18.0%	15.0%	12.0%
% of all assessments that were assess and review	80	472	16.9%	24.8%	26.5%	28.8%
% of case starts with a reported IOTN of 3 and Aesthetic Component of 5 or below	0	334	N/A	0.0%	0.1%	0.1%
% of case starts with a reported IOTN of 3 and Aesthetic Component of 6 or above	0	334	N/A	5.4%	5.5%	3.9%
% of case starts with a reported IOTN of 4	304	334	91.0%	80.8%	78.6%	77.6%
% of case starts with a reported IOTN of 5	30	334	9.0%	13.5%	13.8%	16.7 %
% of concluded courses in receipt of dual-arch fixed appliances	0	148	N/A	85.4%	80.1%	72.9%
% of concluded courses where treatment was abandoned or discontinued	0	148	0.0%	5.7%	5.7%	8.7%
% of patients satisfied with the treatment they have received	4	4	100.0%	94.8%	94.6%	95.7%

\* Figures in italics indicate that the base number is less than 100.

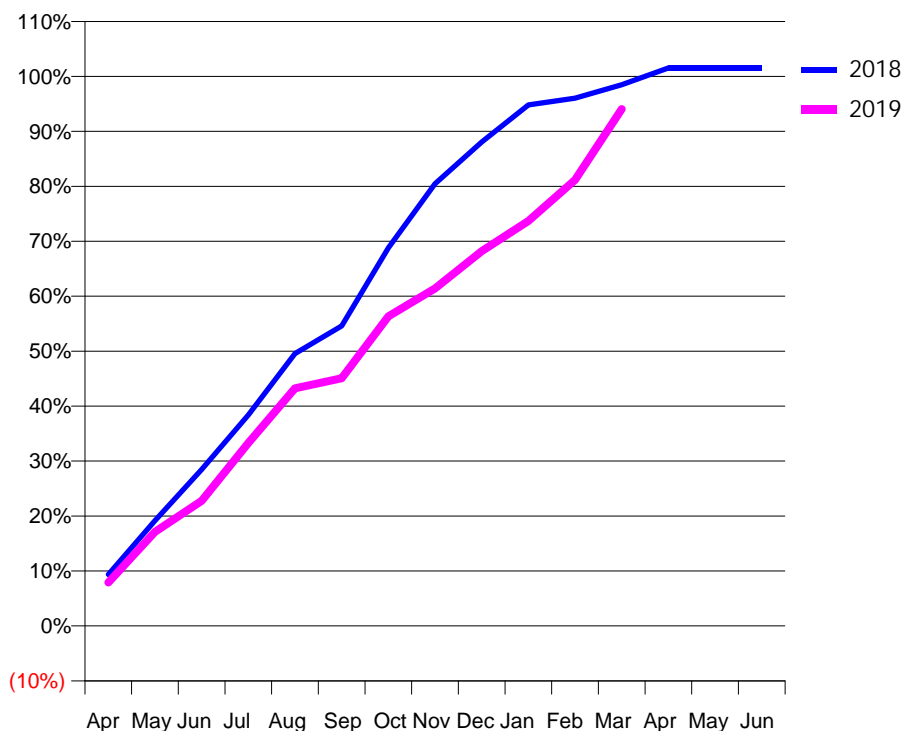
### Q61 - Vital Signs Orthodontic At a Glance Contract Report for 272825/0001 - March 2019

Name or company name	MR MN TALATI	18/19 Contracted general activity (UDA)	0
Contract type name	PDS Contract	Carry forward general activity (UDA)	0
Purpose of contract	Orthodontic	18/19 Contracted orthodontic activity (UOA)	3,424
Contract start date	01/11/2008	Carry forward orthodontic activity (UOA)	-53
Contract end date	30/06/2019	Baseline contract value	£244,577.67

ACCESS	Contract	England and Wales
24 month ratio of assessments to patient IDs	1.00	1.08

ACTIVITY	Contract
Contract assess and fit appliances (case starts) as a percentage of Area Team case starts	1.3 %

Cumulative percentage of contracted UOA delivered 2018 & 2019



Month	Adjusted Scheduled Activity (UOA)		
	2017	2018	2019
April	64	320	271
May	298	656	586
June	491	975	779
July	650	1,315	1,140
August	935	1,697	1,480
September	1,325	1,869	1,543
October	1,787	2,356	1,929
November	2,236	2,755	2,103
December	2,656	3,015	2,334
January	2,891	3,246	2,523
February	3,231	3,288	2,779
March	3,462	3,372	3,220
April	3,525	3,477	
May	3,525	3,477	
June	3,525	3,477	

#### QUANTITY METRICS (rolling 12 month period)

	Contract Quantity	Contract Base Number	Contract *	Area Team	Region	England
% of all assessments that were assess and fit appliances (case starts)	163	163	100.0%	57.2%	58.6%	59.2%
% of all assessments that were assess and refuse	0	163	0.0%	18.0%	15.0%	12.0%
% of all assessments that were assess and review	0	163	0.0%	24.8%	26.5%	28.8%
% of case starts with a reported IOTN of 3 and Aesthetic Component of 5 or below	0	163	N/A	0.0%	0.1%	0.1%
% of case starts with a reported IOTN of 3 and Aesthetic Component of 6 or above	23	163	14.1%	5.4%	5.5%	3.9%
% of case starts with a reported IOTN of 4	117	163	71.8%	80.8%	78.6%	77.6%
% of case starts with a reported IOTN of 5	21	163	12.9%	13.5%	13.8%	16.7 %
% of concluded courses in receipt of dual-arch fixed appliances	65	156	41.7%	85.4%	80.1%	72.9%
% of concluded courses where treatment was abandoned or discontinued	15	156	9.6%	5.7%	5.7%	8.7%
% of patients satisfied with the treatment they have received	3	3	100.0%	94.8%	94.6%	95.7%

\* Figures in italics indicate that the base number is less than 100.

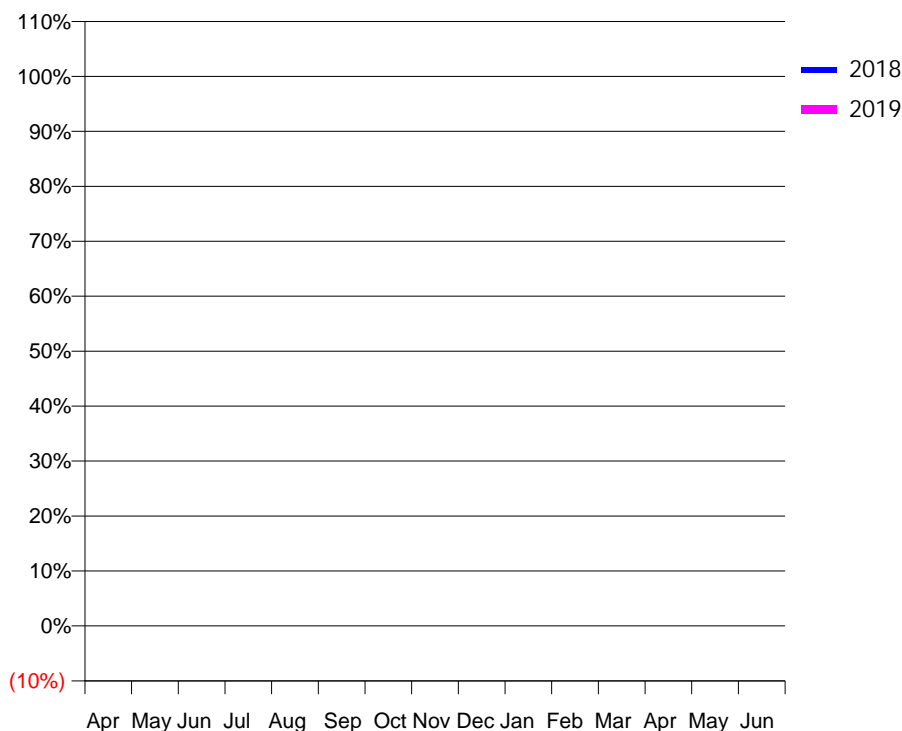
### Q61 - Vital Signs Orthodontic At a Glance Contract Report for 310093/0001 - March 2019

Name or company name	David Boroda and Roberto Senatore	18/19 Contracted general activity (UDA)	10,534
Contract type name	GDS Contract	Carry forward general activity (UDA)	-184
Purpose of contract	General	18/19 Contracted orthodontic activity (UOA)	0
Contract start date	01/04/2006	Carry forward orthodontic activity (UOA)	0
Contract end date		Baseline contract value	£292,398.22

ACCESS	Contract	England and Wales
24 month ratio of assessments to patient IDs	1.00	1.08

ACTIVITY	Contract
Contract assess and fit appliances (case starts) as a percentage of Area Team case starts	0.0 %

Cumulative percentage of contracted UOA delivered 2018 & 2019



Month	Adjusted Scheduled Activity (UOA)		
	2017	2018	2019
April	0	0	0
May	0	0	0
June	0	0	0
July	0	0	0
August	0	0	0
September	0	0	0
October	0	0	1
November	0	0	1
December	0	0	1
January	0	0	1
February	0	0	1
March	0	0	1
April	0	0	
May	0	0	
June	0	0	

### QUANTITY METRICS (rolling 12 month period)

	Contract Quantity	Contract Base Number	Contract *	Area Team	Region	England
% of all assessments that were assess and fit appliances (case starts)	0	1	0.0%	57.2%	58.6%	59.2%
% of all assessments that were assess and refuse	0	1	0.0%	18.0%	15.0%	12.0%
% of all assessments that were assess and review	1	1	100.0%	24.8%	26.5%	28.8%
% of case starts with a reported IOTN of 3 and Aesthetic Component of 5 or below	0	0	N/A	0.0%	0.1%	0.1%
% of case starts with a reported IOTN of 3 and Aesthetic Component of 6 or above	0	0	N/A	5.4%	5.5%	3.9%
% of case starts with a reported IOTN of 4	0	0	N/A	80.8%	78.6%	77.6%
% of case starts with a reported IOTN of 5	0	0	N/A	13.5%	13.8%	16.7 %
% of concluded courses in receipt of dual-arch fixed appliances	0	0	N/A	85.4%	80.1%	72.9%
% of concluded courses where treatment was abandoned or discontinued	0	0	N/A	5.7%	5.7%	8.7%
% of patients satisfied with the treatment they have received	0	0	N/A	94.8%	94.6%	95.7%

\* Figures in italics indicate that the base number is less than 100.

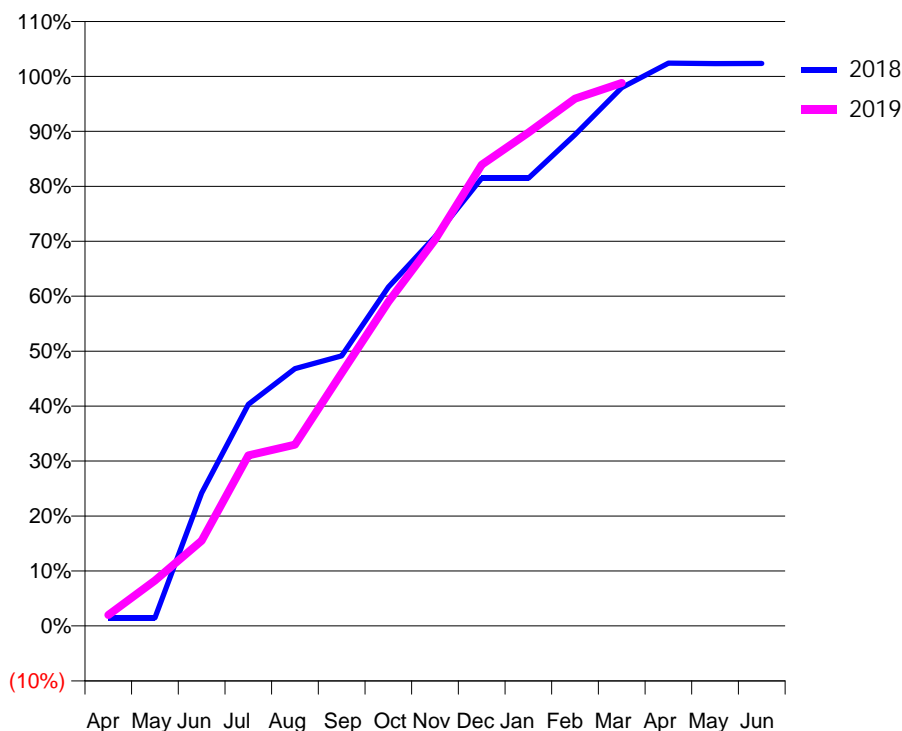
### Q61 - Vital Signs Orthodontic At a Glance Contract Report for 330884/0001 - March 2019

Name or company name	MR SJ HARIA	18/19 Contracted general activity (UDA)	0
Contract type name	PDS Contract	Carry forward general activity (UDA)	0
Purpose of contract	Orthodontic	18/19 Contracted orthodontic activity (UOA)	13,615
Contract start date	01/04/2006	Carry forward orthodontic activity (UOA)	-272
Contract end date	30/06/2019	Baseline contract value	£907,907.87

ACCESS	Contract	England and Wales
24 month ratio of assessments to patient IDs	1.01	1.08

ACTIVITY	Contract
Contract assess and fit appliances (case starts) as a percentage of Area Team case starts	5.0 %

Cumulative percentage of contracted UOA delivered 2018 & 2019



Month	Adjusted Scheduled Activity (UOA)		
	2017	2018	2019
April	248	200	272
May	1,827	200	1,124
June	2,184	3,291	2,112
July	4,237	5,488	4,223
August	6,447	6,376	4,491
September	7,250	6,691	6,265
October	9,037	8,396	8,029
November	9,724	9,639	9,566
December	10,702	11,092	11,422
January	11,937	11,092	12,224
February	12,739	12,171	13,063
March	13,373	13,335	13,453
April	13,626	13,944	
May	13,815	13,932	
June	13,815	13,934	

#### QUANTITY METRICS (rolling 12 month period)

	Contract Quantity	Contract Base Number	Contract *	Area Team	Region	England
% of all assessments that were assess and fit appliances (case starts)	641	1,112	57.6%	57.2%	58.6%	59.2%
% of all assessments that were assess and refuse	277	1,112	24.9%	18.0%	15.0%	12.0%
% of all assessments that were assess and review	194	1,112	17.4%	24.8%	26.5%	28.8%
% of case starts with a reported IOTN of 3 and Aesthetic Component of 5 or below	0	641	N/A	0.0%	0.1%	0.1%
% of case starts with a reported IOTN of 3 and Aesthetic Component of 6 or above	28	641	4.4%	5.4%	5.5%	3.9%
% of case starts with a reported IOTN of 4	498	641	77.7%	80.8%	78.6%	77.6%
% of case starts with a reported IOTN of 5	115	641	17.9%	13.5%	13.8%	16.7 %
% of concluded courses in receipt of dual-arch fixed appliances	679	803	84.6%	85.4%	80.1%	72.9%
% of concluded courses where treatment was abandoned or discontinued	96	803	12.0%	5.7%	5.7%	8.7%
% of patients satisfied with the treatment they have received	10	11	90.9%	94.8%	94.6%	95.7%

\* Figures in italics indicate that the base number is less than 100.

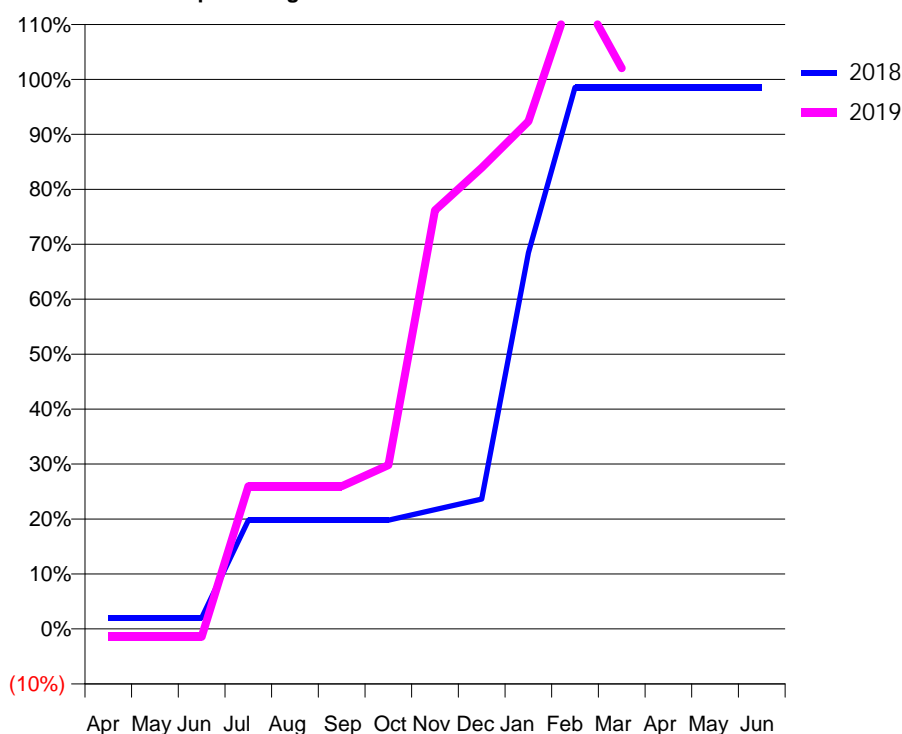
### Q61 - Vital Signs Orthodontic At a Glance Contract Report for 388904/0001 - March 2019

Name or company name	DR AM COHEN	18/19 Contracted general activity (UDA)	0
Contract type name	PDS Contract	Carry forward general activity (UDA)	0
Purpose of contract	Orthodontic	18/19 Contracted orthodontic activity (UOA)	1,087
Contract start date	01/04/2006	Carry forward orthodontic activity (UOA)	16
Contract end date	30/06/2019	Baseline contract value	£75,882.15

ACCESS	Contract	England and Wales
24 month ratio of assessments to patient IDs	1.01	1.08

ACTIVITY	Contract
Contract assess and fit appliances (case starts) as a percentage of Area Team case starts	0.5 %

Cumulative percentage of contracted UOA delivered 2018 & 2019



Month	Adjusted Scheduled Activity (UOA)		
	2017	2018	2019
April	95	22	-16
May	181	22	-16
June	188	22	-16
July	322	215	282
August	395	215	282
September	419	215	282
October	452	215	324
November	452	236	828
December	452	257	912
January	452	744	1,004
February	662	1,071	1,277
March	1,121	1,071	1,109
April	1,121	1,071	
May	1,121	1,071	
June	1,121	1,071	

#### QUANTITY METRICS (rolling 12 month period)

	Contract Quantity	Contract Base Number	Contract *	Area Team	Region	England
% of all assessments that were assess and fit appliances (case starts)	65	65	100.0%	57.2%	58.6%	59.2%
% of all assessments that were assess and refuse	0	65	0.0%	18.0%	15.0%	12.0%
% of all assessments that were assess and review	0	65	0.0%	24.8%	26.5%	28.8%
% of case starts with a reported IOTN of 3 and Aesthetic Component of 5 or below	0	65	N/A	0.0%	0.1%	0.1%
% of case starts with a reported IOTN of 3 and Aesthetic Component of 6 or above	1	65	1.5%	5.4%	5.5%	3.9%
% of case starts with a reported IOTN of 4	60	65	92.3%	80.8%	78.6%	77.6%
% of case starts with a reported IOTN of 5	4	65	6.2%	13.5%	13.8%	16.7%
% of concluded courses in receipt of dual-arch fixed appliances	24	31	77.4%	85.4%	80.1%	72.9%
% of concluded courses where treatment was abandoned or discontinued	0	31	0.0%	5.7%	5.7%	8.7%
% of patients satisfied with the treatment they have received	0	0	N/A	94.8%	94.6%	95.7%

\* Figures in italics indicate that the base number is less than 100.



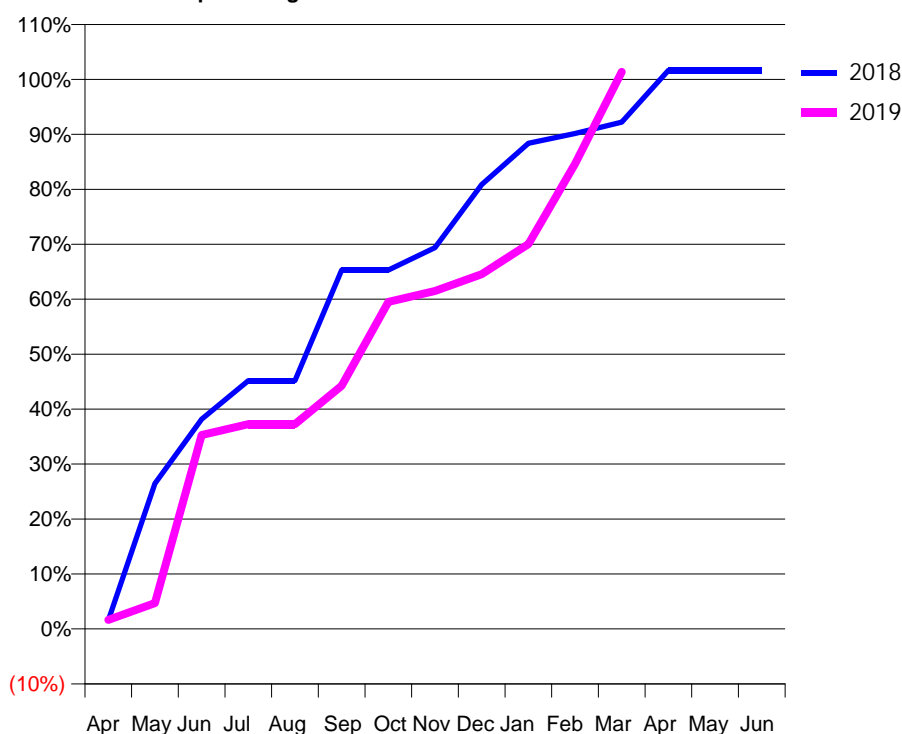
### Q61 - Vital Signs Orthodontic At a Glance Contract Report for 555770/0002 - March 2019

Name or company name	MR GI GILBERT	18/19 Contracted general activity (UDA)	0
Contract type name	PDS Contract	Carry forward general activity (UDA)	0
Purpose of contract	Orthodontic	18/19 Contracted orthodontic activity (UOA)	4,233
Contract start date	04/11/2006	Carry forward orthodontic activity (UOA)	-70
Contract end date	30/06/2019	Baseline contract value	£289,872.93

ACCESS	Contract	England and Wales
24 month ratio of assessments to patient IDs	1.01	1.08

ACTIVITY	Contract
Contract assess and fit appliances (case starts) as a percentage of Area Team case starts	1.8 %

Cumulative percentage of contracted UOA delivered 2018 & 2019



Month	Adjusted Scheduled Activity (UOA)		
	2017	2018	2019
April	85	67	70
May	274	1,120	200
June	679	1,615	1,493
July	1,341	1,913	1,577
August	1,341	1,913	1,577
September	1,404	2,765	1,873
October	2,929	2,765	2,519
November	3,836	2,937	2,603
December	4,293	3,422	2,733
January	4,294	3,741	2,964
February	4,295	3,816	3,581
March	4,295	3,904	4,290
April	4,299	4,302	
May	4,300	4,302	
June	4,300	4,303	

#### QUANTITY METRICS (rolling 12 month period)

	Contract Quantity	Contract Base Number	Contract *	Area Team	Region	England
% of all assessments that were assess and fit appliances (case starts)	236	238	99.2%	57.2%	58.6%	59.2%
% of all assessments that were assess and refuse	2	238	0.8%	18.0%	15.0%	12.0%
% of all assessments that were assess and review	0	238	0.0%	24.8%	26.5%	28.8%
% of case starts with a reported IOTN of 3 and Aesthetic Component of 5 or below	0	236	N/A	0.0%	0.1%	0.1%
% of case starts with a reported IOTN of 3 and Aesthetic Component of 6 or above	20	236	8.5%	5.4%	5.5%	3.9%
% of case starts with a reported IOTN of 4	193	236	81.8%	80.8%	78.6%	77.6%
% of case starts with a reported IOTN of 5	21	236	8.9%	13.5%	13.8%	16.7 %
% of concluded courses in receipt of dual-arch fixed appliances	228	283	80.6%	85.4%	80.1%	72.9%
% of concluded courses where treatment was abandoned or discontinued	8	283	2.8%	5.7%	5.7%	8.7%
% of patients satisfied with the treatment they have received	3	3	100.0%	94.8%	94.6%	95.7%

\* Figures in italics indicate that the base number is less than 100.

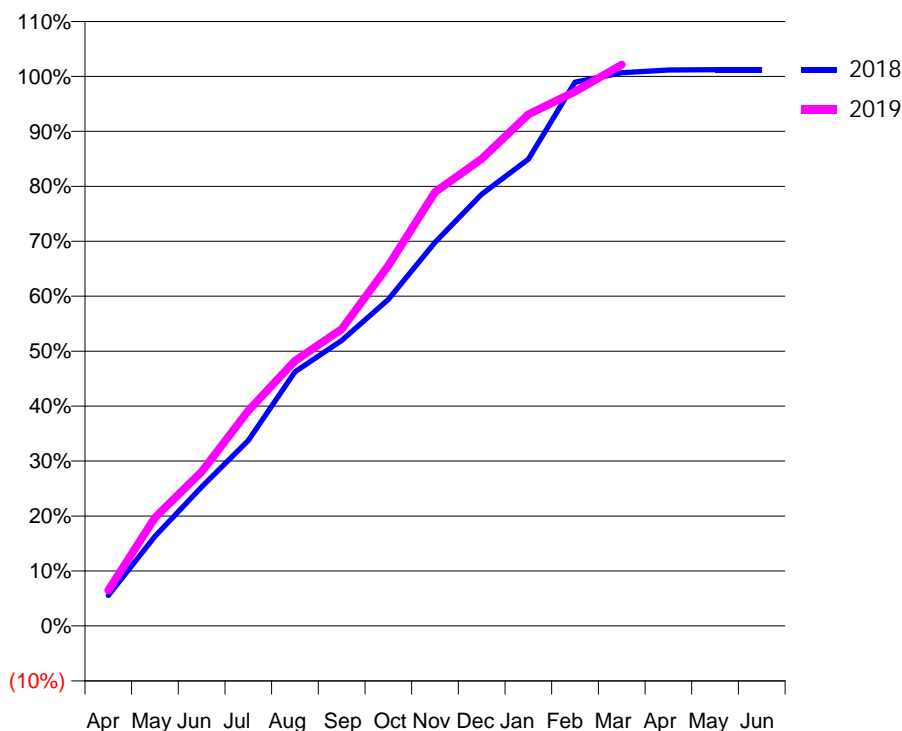
### Q61 - Vital Signs Orthodontic At a Glance Contract Report for 556459/0002 - March 2019

Name or company name	MR GP DINDOL	18/19 Contracted general activity (UDA)	5,459
Contract type name	GDS Contract	Carry forward general activity (UDA)	-109
Purpose of contract	General and Orthodontic	18/19 Contracted orthodontic activity (UOA)	2,491
Contract start date	19/07/2008	Carry forward orthodontic activity (UOA)	-30
Contract end date		Baseline contract value	£532,947.66

ACCESS	Contract	England and Wales
24 month ratio of assessments to patient IDs	1.17	1.08

ACTIVITY	Contract
Contract assess and fit appliances (case starts) as a percentage of Area Team case starts	0.8 %

Cumulative percentage of contracted UOA delivered 2018 & 2019



Month	Adjusted Scheduled Activity (UOA)		
	2017	2018	2019
April	77	138	162
May	281	406	491
June	465	630	699
July	629	841	976
August	833	1,152	1,202
September	1,014	1,294	1,345
October	1,323	1,480	1,633
November	1,632	1,739	1,966
December	1,866	1,957	2,117
January	2,078	2,116	2,319
February	2,440	2,465	2,422
March	2,516	2,508	2,544
April	2,535	2,520	
May	2,536	2,521	
June	2,538	2,521	

### QUANTITY METRICS (rolling 12 month period)

	Contract Quantity	Contract Base Number	Contract *	Area Team	Region	England
% of all assessments that were assess and fit appliances (case starts)	107	455	23.5%	57.2%	58.6%	59.2%
% of all assessments that were assess and refuse	100	455	22.0%	18.0%	15.0%	12.0%
% of all assessments that were assess and review	248	455	54.5%	24.8%	26.5%	28.8%
% of case starts with a reported IOTN of 3 and Aesthetic Component of 5 or below	0	107	N/A	0.0%	0.1%	0.1%
% of case starts with a reported IOTN of 3 and Aesthetic Component of 6 or above	0	107	N/A	5.4%	5.5%	3.9%
% of case starts with a reported IOTN of 4	99	107	92.5%	80.8%	78.6%	77.6%
% of case starts with a reported IOTN of 5	8	107	7.5%	13.5%	13.8%	16.7%
% of concluded courses in receipt of dual-arch fixed appliances	0	95	N/A	85.4%	80.1%	72.9%
% of concluded courses where treatment was abandoned or discontinued	7	95	7.4%	5.7%	5.7%	8.7%
% of patients satisfied with the treatment they have received	1	1	100.0%	94.8%	94.6%	95.7%

\* Figures in italics indicate that the base number is less than 100.

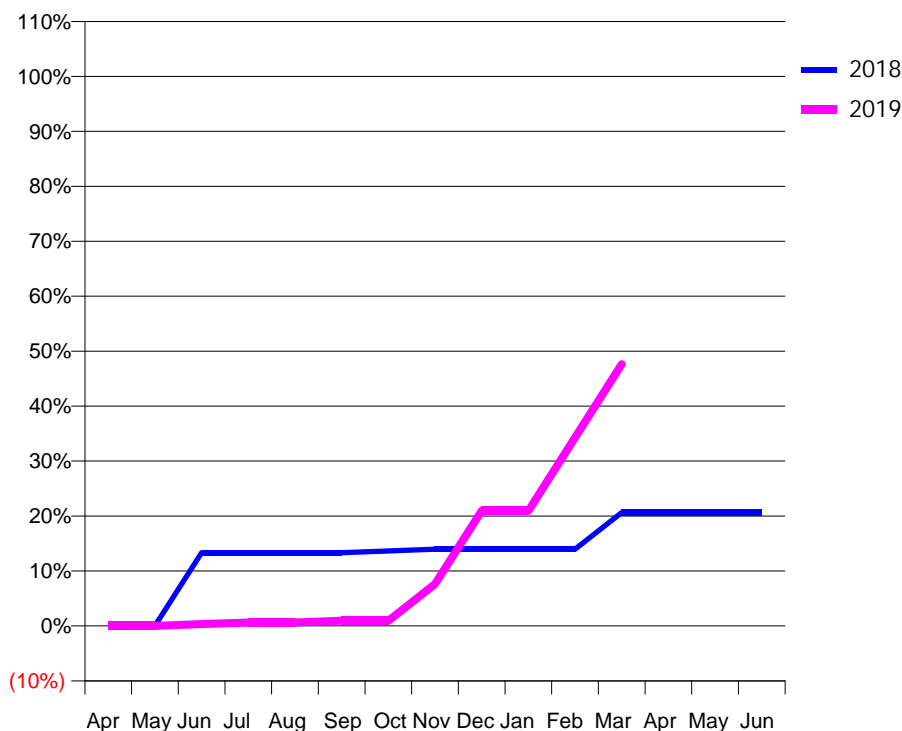
### Q61 - Vital Signs Orthodontic At a Glance Contract Report for 574732/0001 - March 2019

Name or company name	MR B LILADHAR	18/19 Contracted general activity (UDA)	3,503
Contract type name	GDS Contract	Carry forward general activity (UDA)	0
Purpose of contract	General and Orthodontic	18/19 Contracted orthodontic activity (UOA)	315
Contract start date	01/04/2006	Carry forward orthodontic activity (UOA)	0
Contract end date		Baseline contract value	£131,047.79

ACCESS	Contract	England and Wales
24 month ratio of assessments to patient IDs	1.06	1.08

ACTIVITY	Contract
Contract assess and fit appliances (case starts) as a percentage of Area Team case starts	0.1 %

Cumulative percentage of contracted UOA delivered 2018 & 2019



Month	Adjusted Scheduled Activity (UOA)		
	2017	2018	2019
April	0	0	0
May	21	0	0
June	21	42	1
July	24	42	2
August	24	42	2
September	45	42	3
October	45	43	3
November	45	44	24
December	66	44	66
January	66	44	66
February	66	44	108
March	108	65	150
April	150	65	
May	150	65	
June	150	65	

#### QUANTITY METRICS (rolling 12 month period)

	Contract Quantity	Contract Base Number	Contract *	Area Team	Region	England
% of all assessments that were assess and fit appliances (case starts)	7	10	70.0%	57.2%	58.6%	59.2%
% of all assessments that were assess and refuse	0	10	0.0%	18.0%	15.0%	12.0%
% of all assessments that were assess and review	3	10	30.0%	24.8%	26.5%	28.8%
% of case starts with a reported IOTN of 3 and Aesthetic Component of 5 or below	0	7	N/A	0.0%	0.1%	0.1%
% of case starts with a reported IOTN of 3 and Aesthetic Component of 6 or above	1	7	14.3%	5.4%	5.5%	3.9%
% of case starts with a reported IOTN of 4	6	7	85.7%	80.8%	78.6%	77.6%
% of case starts with a reported IOTN of 5	0	7	N/A	13.5%	13.8%	16.7%
% of concluded courses in receipt of dual-arch fixed appliances	4	6	66.7%	85.4%	80.1%	72.9%
% of concluded courses where treatment was abandoned or discontinued	0	6	0.0%	5.7%	5.7%	8.7%
% of patients satisfied with the treatment they have received	0	0	N/A	94.8%	94.6%	95.7%

\* Figures in italics indicate that the base number is less than 100.

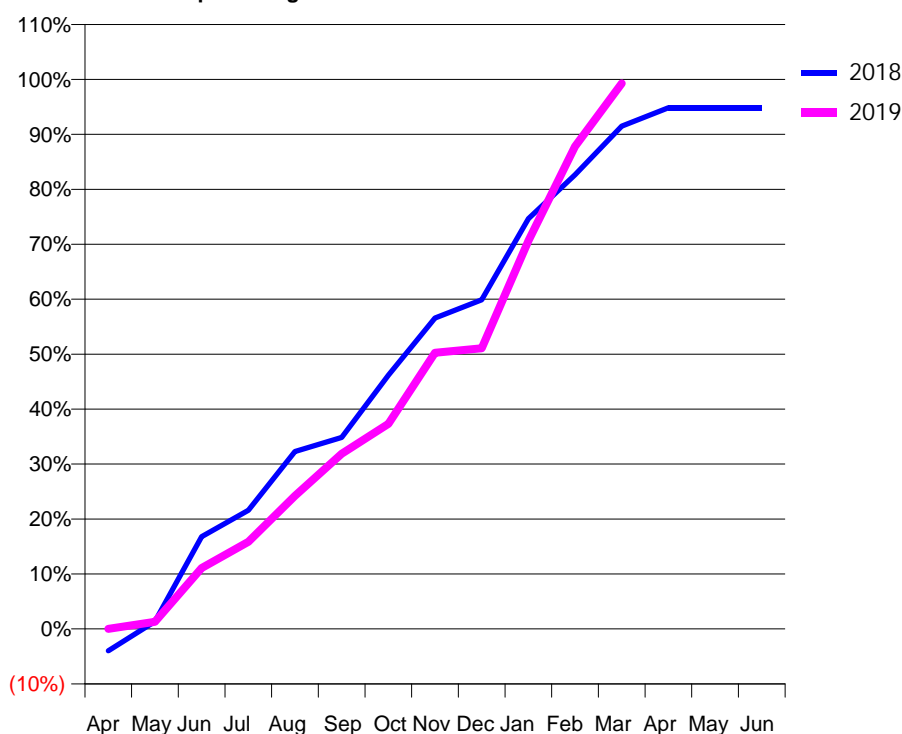
### Q61 - Vital Signs Orthodontic At a Glance Contract Report for 575135/0001 - March 2019

Name or company name	MRS LC LYONS	18/19 Contracted general activity (UDA)	0
Contract type name	PDS Contract	Carry forward general activity (UDA)	0
Purpose of contract	Orthodontic	18/19 Contracted orthodontic activity (UOA)	3,152
Contract start date	01/04/2006	Carry forward orthodontic activity (UOA)	0
Contract end date	30/06/2019	Baseline contract value	£215,772.64

ACCESS	Contract	England and Wales
24 month ratio of assessments to patient IDs	1.24	1.08

ACTIVITY	Contract
Contract assess and fit appliances (case starts) as a percentage of Area Team case starts	1.2 %

Cumulative percentage of contracted UOA delivered 2018 & 2019



Month	Adjusted Scheduled Activity (UOA)		
	2017	2018	2019
April	-51	-126	0
May	93	43	41
June	400	530	349
July	674	681	500
August	890	1,018	763
September	1,185	1,099	1,005
October	1,473	1,455	1,176
November	2,039	1,783	1,584
December	2,114	1,887	1,610
January	2,258	2,353	2,226
February	2,816	2,605	2,767
March	2,954	2,884	3,129
April	3,026	2,989	-
May	3,026	2,989	-
June	3,026	2,989	-

### QUANTITY METRICS (rolling 12 month period)

	Contract Quantity	Contract Base Number	Contract *	Area Team	Region	England
% of all assessments that were assess and fit appliances (case starts)	147	311	47.3%	57.2%	58.6%	59.2%
% of all assessments that were assess and refuse	84	311	27.0%	18.0%	15.0%	12.0%
% of all assessments that were assess and review	80	311	25.7%	24.8%	26.5%	28.8%
% of case starts with a reported IOTN of 3 and Aesthetic Component of 5 or below	0	147	N/A	0.0%	0.1%	0.1%
% of case starts with a reported IOTN of 3 and Aesthetic Component of 6 or above	20	147	13.6%	5.4%	5.5%	3.9%
% of case starts with a reported IOTN of 4	88	147	59.9%	80.8%	78.6%	77.6%
% of case starts with a reported IOTN of 5	39	147	26.5%	13.5%	13.8%	16.7 %
% of concluded courses in receipt of dual-arch fixed appliances	77	105	73.3%	85.4%	80.1%	72.9%
% of concluded courses where treatment was abandoned or discontinued	20	105	19.0%	5.7%	5.7%	8.7%
% of patients satisfied with the treatment they have received	0	0	N/A	94.8%	94.6%	95.7%

\* Figures in italics indicate that the base number is less than 100.

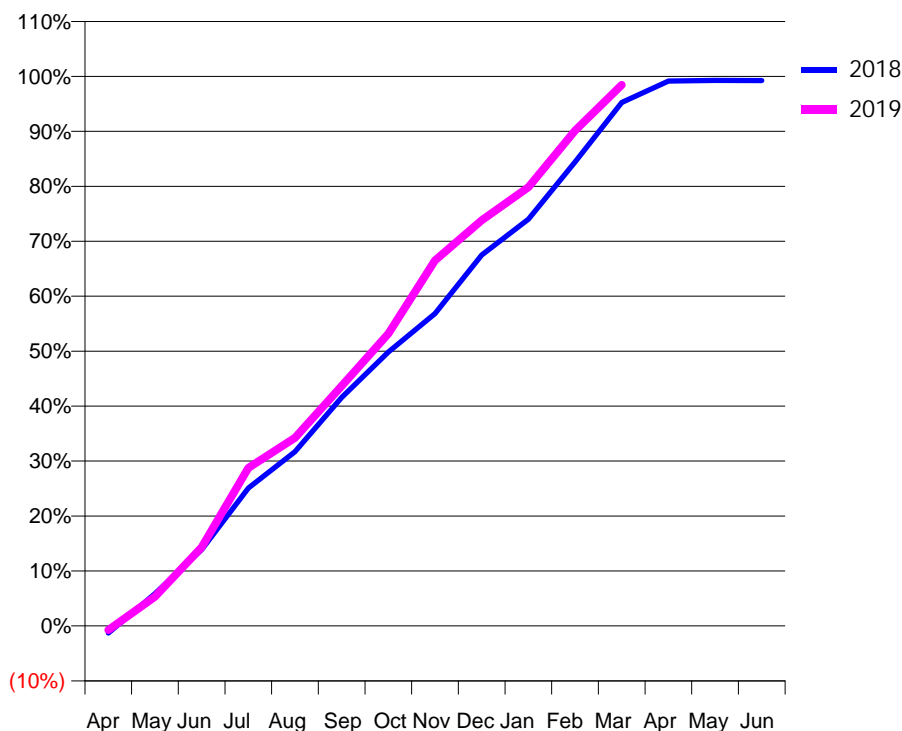
### Q61 - Vital Signs Orthodontic At a Glance Contract Report for 631752/0002 - March 2019

Name or company name	Mr HA Patel	18/19 Contracted general activity (UDA)	0
Contract type name	PDS Contract	Carry forward general activity (UDA)	0
Purpose of contract	Orthodontic	18/19 Contracted orthodontic activity (UOA)	19,261
Contract start date	01/04/2006	Carry forward orthodontic activity (UOA)	145
Contract end date	30/06/2019	Baseline contract value	£1,284,446.39

ACCESS	Contract	England and Wales
24 month ratio of assessments to patient IDs	1.02	1.08

ACTIVITY	Contract
Contract assess and fit appliances (case starts) as a percentage of Area Team case starts	7.1 %

Cumulative percentage of contracted UOA delivered 2018 & 2019



Month	Adjusted Scheduled Activity (UOA)		
	2017	2018	2019
April	-161	-254	-145
May	1,829	1,132	1,026
June	3,393	2,673	2,758
July	5,434	4,833	5,540
August	5,481	6,106	6,595
September	9,037	8,007	8,413
October	10,471	9,605	10,243
November	12,435	10,947	12,811
December	14,286	13,002	14,218
January	15,325	14,252	15,378
February	15,978	16,261	17,355
March	18,412	18,344	18,960
April	18,887	19,097	
May	19,006	19,117	
June	19,007	19,116	

#### QUANTITY METRICS (rolling 12 month period)

	Contract Quantity	Contract Base Number	Contract *	Area Team	Region	England
% of all assessments that were assess and fit appliances (case starts)	909	2,036	44.6%	57.2%	58.6%	59.2%
% of all assessments that were assess and refuse	620	2,036	30.5%	18.0%	15.0%	12.0%
% of all assessments that were assess and review	507	2,036	24.9%	24.8%	26.5%	28.8%
% of case starts with a reported IOTN of 3 and Aesthetic Component of 5 or below	2	909	0.2%	0.0%	0.1%	0.1%
% of case starts with a reported IOTN of 3 and Aesthetic Component of 6 or above	40	909	4.4%	5.4%	5.5%	3.9%
% of case starts with a reported IOTN of 4	709	909	78.0%	80.8%	78.6%	77.6%
% of case starts with a reported IOTN of 5	156	909	17.2%	13.5%	13.8%	16.7 %
% of concluded courses in receipt of dual-arch fixed appliances	874	901	97.0%	85.4%	80.1%	72.9%
% of concluded courses where treatment was abandoned or discontinued	5	901	0.6%	5.7%	5.7%	8.7%
% of patients satisfied with the treatment they have received	18	18	100.0%	94.8%	94.6%	95.7%

\* Figures in italics indicate that the base number is less than 100.

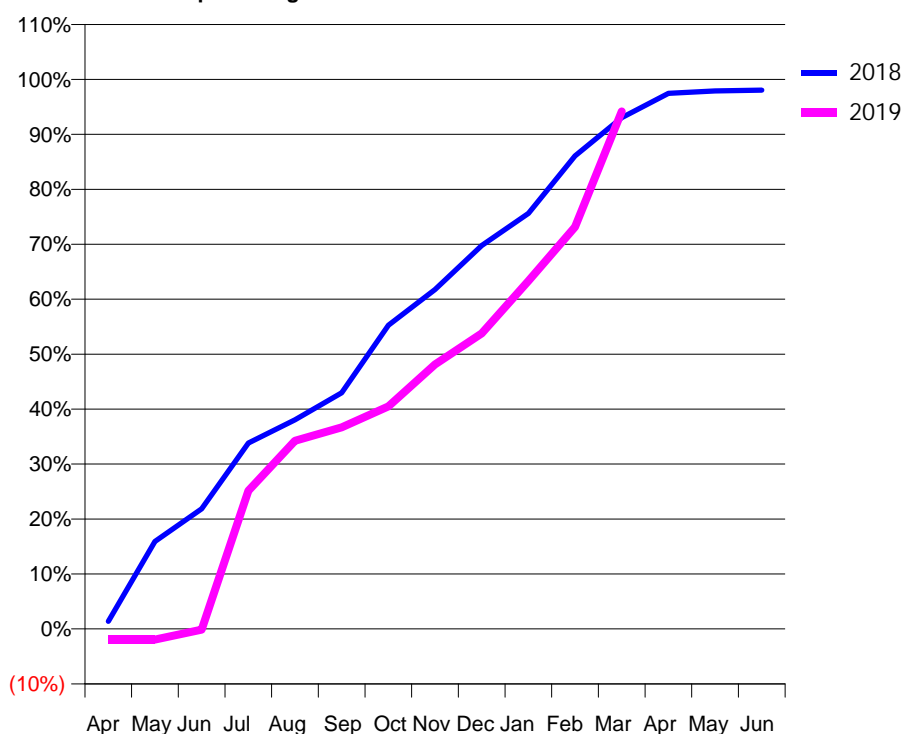
### Q61 - Vital Signs Orthodontic At a Glance Contract Report for 631752/0003 - March 2019

Name or company name	Mr HA Patel	18/19 Contracted general activity (UDA)	0
Contract type name	PDS Contract	Carry forward general activity (UDA)	0
Purpose of contract	Orthodontic	18/19 Contracted orthodontic activity (UOA)	18,029
Contract start date	01/04/2006	Carry forward orthodontic activity (UOA)	354
Contract end date	30/06/2019	Baseline contract value	£1,230,122.29

ACCESS	Contract	England and Wales
24 month ratio of assessments to patient IDs	1.01	1.08

ACTIVITY	Contract
Contract assess and fit appliances (case starts) as a percentage of Area Team case starts	6.7 %

Cumulative percentage of contracted UOA delivered 2018 & 2019



Month	Adjusted Scheduled Activity (UOA)		
	2017	2018	2019
April	-343	251	-354
May	1,668	2,867	-354
June	2,712	3,940	-30
July	4,506	6,102	4,533
August	6,191	6,860	6,170
September	7,785	7,744	6,615
October	9,852	9,966	7,301
November	11,358	11,131	8,678
December	12,727	12,578	9,691
January	14,932	13,635	11,416
February	16,740	15,517	13,188
March	17,941	16,770	16,979
April	18,195	17,569	
May	18,280	17,653	
June	18,280	17,675	

#### QUANTITY METRICS (rolling 12 month period)

	Contract Quantity	Contract Base Number	Contract *	Area Team	Region	England
% of all assessments that were assess and fit appliances (case starts)	853	1,508	56.6%	57.2%	58.6%	59.2%
% of all assessments that were assess and refuse	372	1,508	24.7%	18.0%	15.0%	12.0%
% of all assessments that were assess and review	283	1,508	18.8%	24.8%	26.5%	28.8%
% of case starts with a reported IOTN of 3 and Aesthetic Component of 5 or below	1	853	0.1%	0.0%	0.1%	0.1%
% of case starts with a reported IOTN of 3 and Aesthetic Component of 6 or above	39	853	4.6%	5.4%	5.5%	3.9%
% of case starts with a reported IOTN of 4	692	853	81.1%	80.8%	78.6%	77.6%
% of case starts with a reported IOTN of 5	119	853	14.0%	13.5%	13.8%	16.7 %
% of concluded courses in receipt of dual-arch fixed appliances	727	832	87.4%	85.4%	80.1%	72.9%
% of concluded courses where treatment was abandoned or discontinued	57	832	6.9%	5.7%	5.7%	8.7%
% of patients satisfied with the treatment they have received	8	8	100.0%	94.8%	94.6%	95.7%

\* Figures in italics indicate that the base number is less than 100.

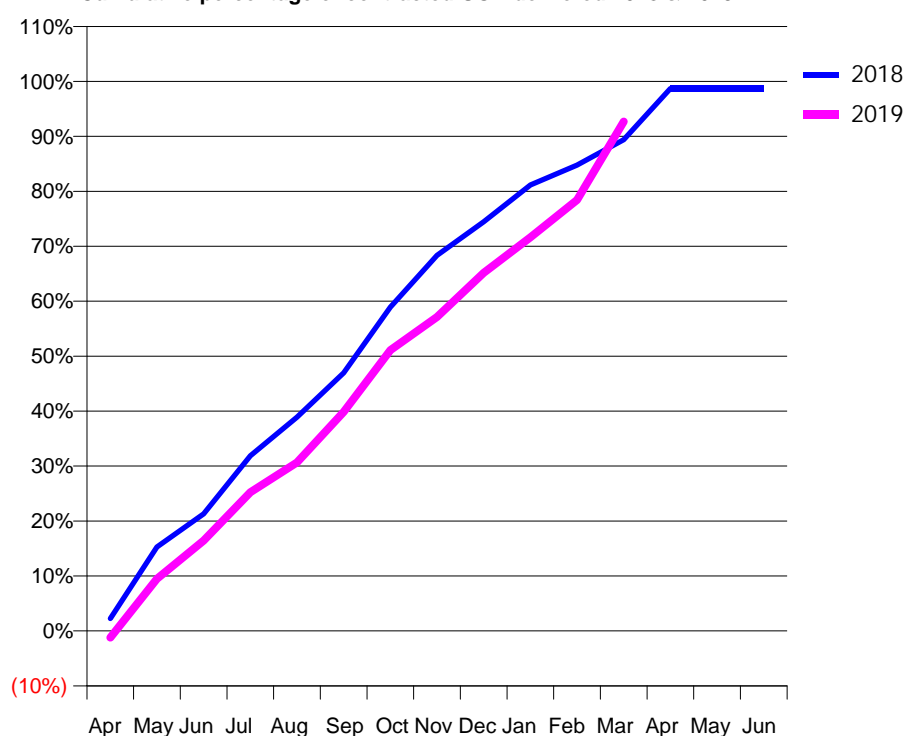
### Q61 - Vital Signs Orthodontic At a Glance Contract Report for 631752/0004 - March 2019

Name or company name	MR HA PATEL	18/19 Contracted general activity (UDA)	0
Contract type name	PDS Contract	Carry forward general activity (UDA)	0
Purpose of contract	Orthodontic	18/19 Contracted orthodontic activity (UOA)	25,678
Contract start date	01/04/2006	Carry forward orthodontic activity (UOA)	331
Contract end date	30/06/2019	Baseline contract value	£1,761,483.97

ACCESS	Contract	England and Wales
24 month ratio of assessments to patient IDs	1.01	1.08

ACTIVITY	Contract
Contract assess and fit appliances (case starts) as a percentage of Area Team case starts	9.7 %

Cumulative percentage of contracted UOA delivered 2018 & 2019



Month	Adjusted Scheduled Activity (UOA)		
	2017	2018	2019
April	310	580	-317
May	3,035	3,924	2,431
June	4,492	5,465	4,220
July	8,154	8,182	6,478
August	10,188	9,988	7,872
September	12,769	12,058	10,232
October	15,239	15,131	13,122
November	17,102	17,544	14,663
December	19,671	19,120	16,737
January	21,784	20,837	18,391
February	23,337	21,763	20,139
March	24,530	22,951	23,803
April	25,627	25,347	
May	25,628	25,347	
June	25,628	25,347	

#### QUANTITY METRICS (rolling 12 month period)

	Contract Quantity	Contract Base Number	Contract *	Area Team	Region	England
% of all assessments that were assess and fit appliances (case starts)	1,244	1,960	63.5%	57.2%	58.6%	59.2%
% of all assessments that were assess and refuse	363	1,960	18.5%	18.0%	15.0%	12.0%
% of all assessments that were assess and review	353	1,960	18.0%	24.8%	26.5%	28.8%
% of case starts with a reported IOTN of 3 and Aesthetic Component of 5 or below	0	1,244	N/A	0.0%	0.1%	0.1%
% of case starts with a reported IOTN of 3 and Aesthetic Component of 6 or above	38	1,244	3.1%	5.4%	5.5%	3.9%
% of case starts with a reported IOTN of 4	1,008	1,244	81.0%	80.8%	78.6%	77.6%
% of case starts with a reported IOTN of 5	198	1,244	15.9%	13.5%	13.8%	16.7 %
% of concluded courses in receipt of dual-arch fixed appliances	1,148	1,224	93.8%	85.4%	80.1%	72.9%
% of concluded courses where treatment was abandoned or discontinued	60	1,224	4.9%	5.7%	5.7%	8.7%
% of patients satisfied with the treatment they have received	18	19	94.7%	94.8%	94.6%	95.7%

\* Figures in italics indicate that the base number is less than 100.

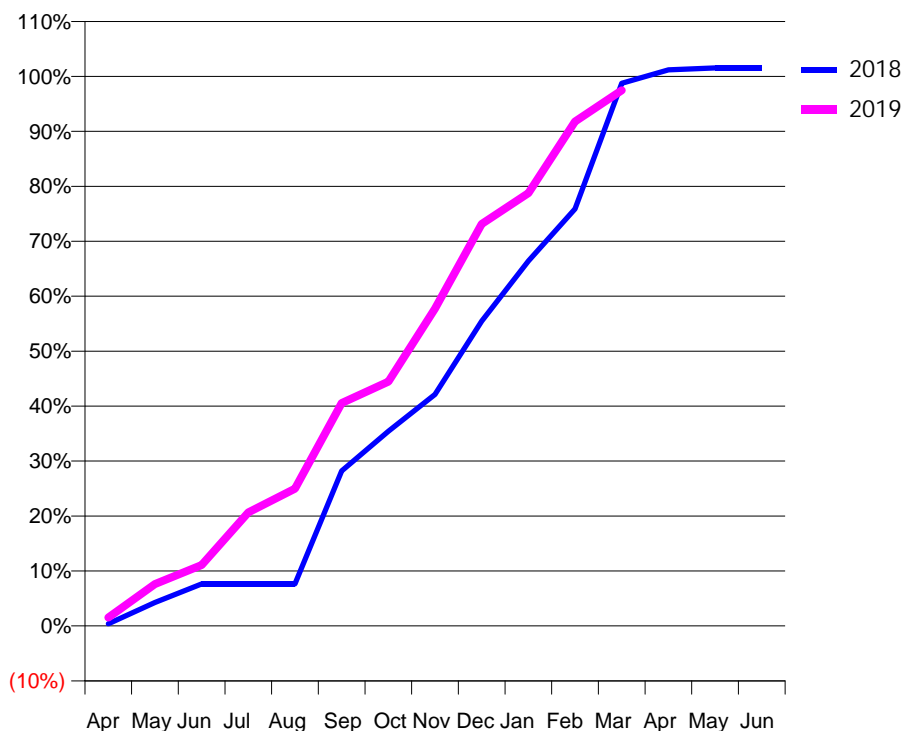
### Q61 - Vital Signs Orthodontic At a Glance Contract Report for 631752/0005 - March 2019

Name or company name	Angle House Orthodontics Ltd.	18/19 Contracted general activity (UDA)	0
Contract type name	PDS Contract	Carry forward general activity (UDA)	0
Purpose of contract	Orthodontic	18/19 Contracted orthodontic activity (UOA)	6,000
Contract start date	01/04/2015	Carry forward orthodontic activity (UOA)	-93
Contract end date	30/06/2019	Baseline contract value	£370,461.91

ACCESS	Contract	England and Wales
24 month ratio of assessments to patient IDs	1.00	1.08

ACTIVITY	Contract
Contract assess and fit appliances (case starts) as a percentage of Area Team case starts	2.2 %

Cumulative percentage of contracted UOA delivered 2018 & 2019



Month	Adjusted Scheduled Activity (UOA)		
	2017	2018	2019
April	348	24	93
May	685	255	457
June	1,652	459	664
July	2,799	459	1,240
August	3,408	459	1,499
September	4,313	1,693	2,434
October	4,821	2,126	2,666
November	5,328	2,528	3,465
December	5,498	3,327	4,389
January	5,603	3,984	4,726
February	5,750	4,552	5,507
March	5,940	5,924	5,846
April	6,003	6,071	
May	6,024	6,093	
June	6,024	6,093	

#### QUANTITY METRICS (rolling 12 month period)

	Contract Quantity	Contract Base Number	Contract *	Area Team	Region	England
% of all assessments that were assess and fit appliances (case starts)	275	422	65.2%	57.2%	58.6%	59.2%
% of all assessments that were assess and refuse	97	422	23.0%	18.0%	15.0%	12.0%
% of all assessments that were assess and review	50	422	11.8%	24.8%	26.5%	28.8%
% of case starts with a reported IOTN of 3 and Aesthetic Component of 5 or below	0	275	N/A	0.0%	0.1%	0.1%
% of case starts with a reported IOTN of 3 and Aesthetic Component of 6 or above	21	275	7.6%	5.4%	5.5%	3.9%
% of case starts with a reported IOTN of 4	213	275	77.5%	80.8%	78.6%	77.6%
% of case starts with a reported IOTN of 5	41	275	14.9%	13.5%	13.8%	16.7 %
% of concluded courses in receipt of dual-arch fixed appliances	179	187	95.7%	85.4%	80.1%	72.9%
% of concluded courses where treatment was abandoned or discontinued	8	187	4.3%	5.7%	5.7%	8.7%
% of patients satisfied with the treatment they have received	2	2	100.0%	94.8%	94.6%	95.7%

\* Figures in italics indicate that the base number is less than 100.



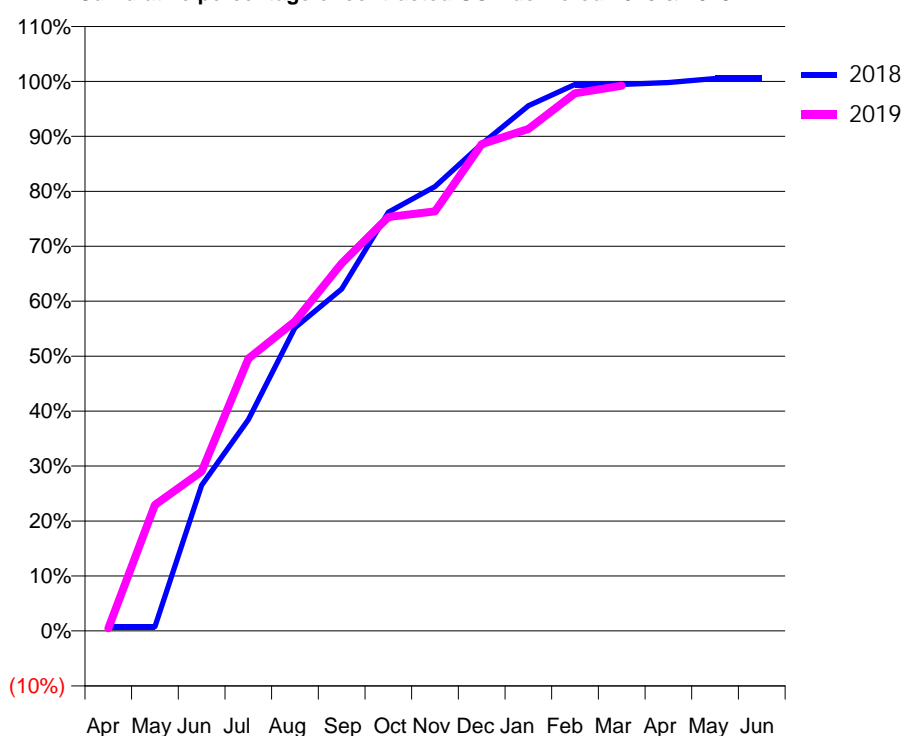
### Q61 - Vital Signs Orthodontic At a Glance Contract Report for 638390/0001 - March 2019

Name or company name	Angle House Orthodontic Chingford	18/19 Contracted general activity (UDA)	0
Contract type name	PDS Contract	Carry forward general activity (UDA)	0
Purpose of contract	Orthodontic	18/19 Contracted orthodontic activity (UOA)	6,017
Contract start date	01/04/2006	Carry forward orthodontic activity (UOA)	-30
Contract end date	30/06/2019	Baseline contract value	£409,046.07

ACCESS	Contract	England and Wales
24 month ratio of assessments to patient IDs	1.01	1.08

ACTIVITY	Contract
Contract assess and fit appliances (case starts) as a percentage of Area Team case starts	2.2 %

Cumulative percentage of contracted UOA delivered 2018 & 2019



Month	Adjusted Scheduled Activity (UOA)		
	2017	2018	2019
April	12	46	30
May	722	46	1,381
June	1,038	1,595	1,745
July	2,009	2,314	2,983
August	2,821	3,320	3,390
September	3,134	3,743	4,023
October	3,265	4,584	4,531
November	3,657	4,864	4,594
December	4,078	5,331	5,329
January	4,249	5,751	5,497
February	4,480	5,983	5,887
March	6,020	5,983	5,969
April	6,041	6,004	
May	6,063	6,047	
June	6,063	6,047	

### QUANTITY METRICS (rolling 12 month period)

	Contract Quantity	Contract Base Number	Contract *	Area Team	Region	England
% of all assessments that were assess and fit appliances (case starts)	275	505	54.5%	57.2%	58.6%	59.2%
% of all assessments that were assess and refuse	47	505	9.3%	18.0%	15.0%	12.0%
% of all assessments that were assess and review	183	505	36.2%	24.8%	26.5%	28.8%
% of case starts with a reported IOTN of 3 and Aesthetic Component of 5 or below	0	275	N/A	0.0%	0.1%	0.1%
% of case starts with a reported IOTN of 3 and Aesthetic Component of 6 or above	7	275	2.5%	5.4%	5.5%	3.9%
% of case starts with a reported IOTN of 4	219	275	79.6%	80.8%	78.6%	77.6%
% of case starts with a reported IOTN of 5	49	275	17.8%	13.5%	13.8%	16.7 %
% of concluded courses in receipt of dual-arch fixed appliances	281	293	95.9%	85.4%	80.1%	72.9%
% of concluded courses where treatment was abandoned or discontinued	10	293	3.4%	5.7%	5.7%	8.7%
% of patients satisfied with the treatment they have received	6	6	100.0%	94.8%	94.6%	95.7%

\* Figures in italics indicate that the base number is less than 100.

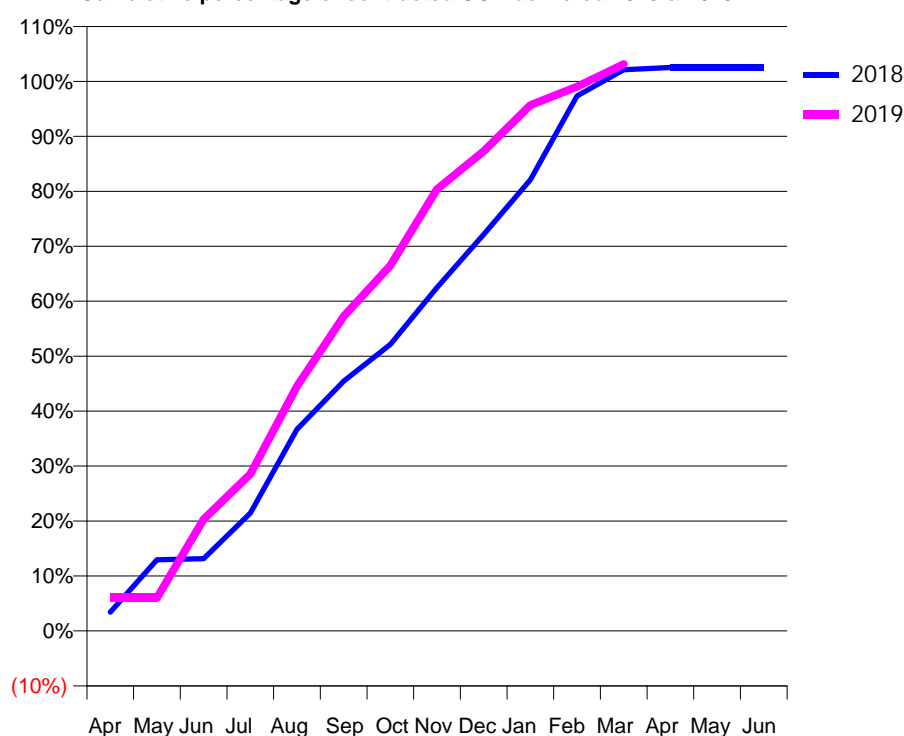
### Q61 - Vital Signs Orthodontic At a Glance Contract Report for 650242/0001 - March 2019

Name or company name	MR H SHAH	18/19 Contracted general activity (UDA)	27,477
Contract type name	GDS Contract	Carry forward general activity (UDA)	-469
Purpose of contract	General and Orthodontic	18/19 Contracted orthodontic activity (UOA)	1,314
Contract start date	01/04/2006	Carry forward orthodontic activity (UOA)	-26
Contract end date		Baseline contract value	£912,104.12

ACCESS	Contract	England and Wales
24 month ratio of assessments to patient IDs	1.12	1.08

ACTIVITY	Contract
Contract assess and fit appliances (case starts) as a percentage of Area Team case starts	0.4 %

Cumulative percentage of contracted UOA delivered 2018 & 2019



Month	Adjusted Scheduled Activity (UOA)		
	2017	2018	2019
April	88	45	79
May	213	170	79
June	260	173	267
July	291	282	375
August	475	482	585
September	563	597	752
October	671	685	874
November	762	821	1,056
December	962	948	1,147
January	1,013	1,079	1,257
February	1,113	1,279	1,301
March	1,276	1,342	1,355
April	1,341	1,347	
May	1,341	1,347	
June	1,341	1,347	

#### QUANTITY METRICS (rolling 12 month period)

	Contract Quantity	Contract Base Number	Contract *	Area Team	Region	England
% of all assessments that were assess and fit appliances (case starts)	48	392	12.2%	57.2%	58.6%	59.2%
% of all assessments that were assess and refuse	89	392	22.7%	18.0%	15.0%	12.0%
% of all assessments that were assess and review	255	392	65.1%	24.8%	26.5%	28.8%
% of case starts with a reported IOTN of 3 and Aesthetic Component of 5 or below	0	48	<i>N/A</i>	0.0%	0.1%	0.1%
% of case starts with a reported IOTN of 3 and Aesthetic Component of 6 or above	0	48	<i>N/A</i>	5.4%	5.5%	3.9%
% of case starts with a reported IOTN of 4	40	48	83.3%	80.8%	78.6%	77.6%
% of case starts with a reported IOTN of 5	7	48	14.6%	13.5%	13.8%	16.7 %
% of concluded courses in receipt of dual-arch fixed appliances	54	58	93.1%	85.4%	80.1%	72.9%
% of concluded courses where treatment was abandoned or discontinued	2	58	3.4%	5.7%	5.7%	8.7%
% of patients satisfied with the treatment they have received	0	0	<i>N/A</i>	94.8%	94.6%	95.7%

\* Figures in italics indicate that the base number is less than 100.

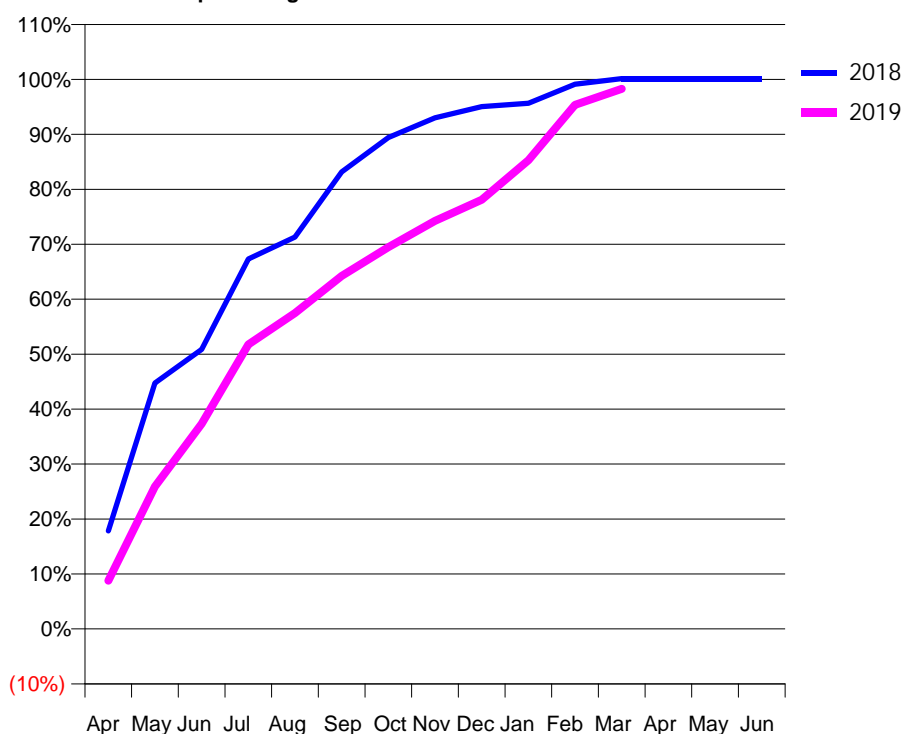
### Q61 - Vital Signs Orthodontic At a Glance Contract Report for 822507/0001 - March 2019

Name or company name	MR Y DANIEL	18/19 Contracted general activity (UDA)	0
Contract type name	PDS Contract	Carry forward general activity (UDA)	0
Purpose of contract	Orthodontic	18/19 Contracted orthodontic activity (UOA)	4,417
Contract start date	01/04/2006	Carry forward orthodontic activity (UOA)	-6
Contract end date	30/06/2019	Baseline contract value	£294,513.19

ACCESS	Contract	England and Wales
24 month ratio of assessments to patient IDs	1.03	1.08

ACTIVITY	Contract
Contract assess and fit appliances (case starts) as a percentage of Area Team case starts	1.6 %

Cumulative percentage of contracted UOA delivered 2018 & 2019



Month	Adjusted Scheduled Activity (UOA)		
	2017	2018	2019
April	6	788	388
May	2,331	1,976	1,144
June	2,694	2,246	1,648
July	3,166	2,974	2,287
August	3,533	3,150	2,539
September	3,825	3,673	2,837
October	3,937	3,950	3,068
November	4,114	4,108	3,280
December	4,220	4,198	3,450
January	4,328	4,225	3,767
February	4,396	4,378	4,212
March	4,412	4,424	4,341
April	4,435	4,424	
May	4,435	4,424	
June	4,435	4,423	

#### QUANTITY METRICS (rolling 12 month period)

	Contract Quantity	Contract Base Number	Contract *	Area Team	Region	England
% of all assessments that were assess and fit appliances (case starts)	205	206	99.5%	57.2%	58.6%	59.2%
% of all assessments that were assess and refuse	1	206	0.5%	18.0%	15.0%	12.0%
% of all assessments that were assess and review	0	206	0.0%	24.8%	26.5%	28.8%
% of case starts with a reported IOTN of 3 and Aesthetic Component of 5 or below	1	205	0.5%	0.0%	0.1%	0.1%
% of case starts with a reported IOTN of 3 and Aesthetic Component of 6 or above	18	205	8.8%	5.4%	5.5%	3.9%
% of case starts with a reported IOTN of 4	180	205	87.8%	80.8%	78.6%	77.6%
% of case starts with a reported IOTN of 5	5	205	2.4%	13.5%	13.8%	16.7%
% of concluded courses in receipt of dual-arch fixed appliances	109	125	87.2%	85.4%	80.1%	72.9%
% of concluded courses where treatment was abandoned or discontinued	4	125	3.2%	5.7%	5.7%	8.7%
% of patients satisfied with the treatment they have received	7	8	87.5%	94.8%	94.6%	95.7%

\* Figures in italics indicate that the base number is less than 100.

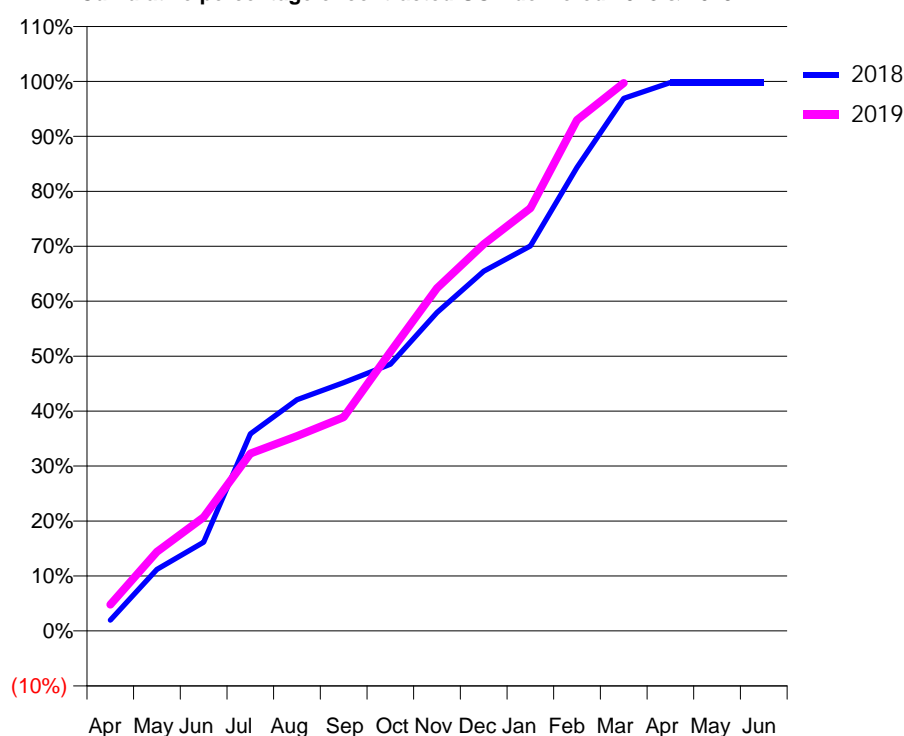
### Q61 - Vital Signs Orthodontic At a Glance Contract Report for 917079/0001 - March 2019

Name or company name	MRS A LEE	18/19 Contracted general activity (UDA)	9,302
Contract type name	GDS Contract	Carry forward general activity (UDA)	125
Purpose of contract	General and Orthodontic	18/19 Contracted orthodontic activity (UOA)	1,353
Contract start date	01/04/2006	Carry forward orthodontic activity (UOA)	3
Contract end date		Baseline contract value	£384,994.08

ACCESS	Contract	England and Wales
24 month ratio of assessments to patient IDs	1.04	1.08

ACTIVITY	Contract
Contract assess and fit appliances (case starts) as a percentage of Area Team case starts	0.5 %

Cumulative percentage of contracted UOA delivered 2018 & 2019



Month	Adjusted Scheduled Activity (UOA)		
	2017	2018	2019
April	40	28	65
May	191	159	195
June	304	229	280
July	421	509	437
August	488	597	480
September	514	641	526
October	698	689	687
November	851	822	844
December	944	929	952
January	1,011	994	1,041
February	1,102	1,197	1,258
March	1,254	1,375	1,349
April	1,339	1,416	
May	1,339	1,416	
June	1,339	1,416	

#### QUANTITY METRICS (rolling 12 month period)

	Contract Quantity	Contract Base Number	Contract *	Area Team	Region	England
% of all assessments that were assess and fit appliances (case starts)	63	132	47.7%	57.2%	58.6%	59.2%
% of all assessments that were assess and refuse	29	132	22.0%	18.0%	15.0%	12.0%
% of all assessments that were assess and review	40	132	30.3%	24.8%	26.5%	28.8%
% of case starts with a reported IOTN of 3 and Aesthetic Component of 5 or below	0	63	<i>N/A</i>	0.0%	0.1%	0.1%
% of case starts with a reported IOTN of 3 and Aesthetic Component of 6 or above	4	63	6.3%	5.4%	5.5%	3.9%
% of case starts with a reported IOTN of 4	41	63	65.1%	80.8%	78.6%	77.6%
% of case starts with a reported IOTN of 5	17	63	27.0%	13.5%	13.8%	16.7 %
% of concluded courses in receipt of dual-arch fixed appliances	0	42	<i>N/A</i>	85.4%	80.1%	72.9%
% of concluded courses where treatment was abandoned or discontinued	5	42	11.9%	5.7%	5.7%	8.7%
% of patients satisfied with the treatment they have received	0	0	<i>N/A</i>	94.8%	94.6%	95.7%

\* Figures in italics indicate that the base number is less than 100.

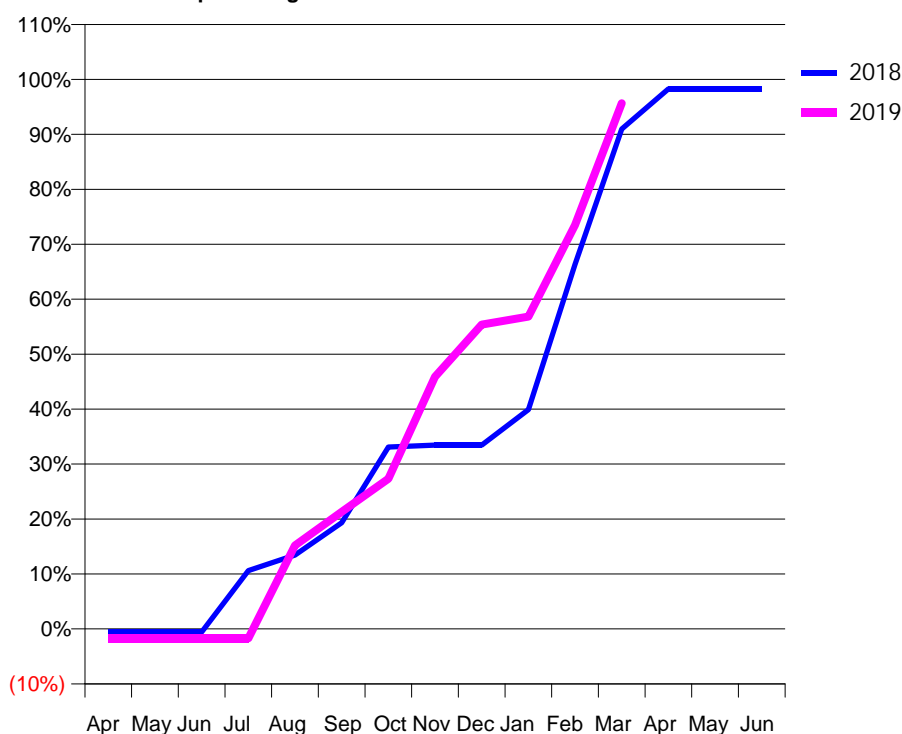
### Q61 - Vital Signs Orthodontic At a Glance Contract Report for 925152/0001 - March 2019

Name or company name	MR GP MANCINI	18/19 Contracted general activity (UDA)	0
Contract type name	PDS Contract	Carry forward general activity (UDA)	0
Purpose of contract	Orthodontic	18/19 Contracted orthodontic activity (UOA)	6,106
Contract start date	01/04/2006	Carry forward orthodontic activity (UOA)	106
Contract end date	30/06/2019	Baseline contract value	£407,185.00

ACCESS	Contract	England and Wales
24 month ratio of assessments to patient IDs	1.08	1.08

ACTIVITY	Contract
Contract assess and fit appliances (case starts) as a percentage of Area Team case starts	2.4 %

Cumulative percentage of contracted UOA delivered 2018 & 2019



Month	Adjusted Scheduled Activity (UOA)		
	2017	2018	2019
April	122	-36	-106
May	448	-36	-106
June	1,217	-36	-106
July	1,627	648	-106
August	1,997	820	928
September	2,194	1,180	1,301
October	2,194	2,021	1,669
November	2,372	2,042	2,801
December	2,372	2,042	3,382
January	3,319	2,436	3,469
February	4,292	4,050	4,488
March	5,559	5,554	5,841
April	6,070	6,000	
May	6,070	6,000	
June	6,070	6,000	

#### QUANTITY METRICS (rolling 12 month period)

	Contract Quantity	Contract Base Number	Contract *	Area Team	Region	England
% of all assessments that were assess and fit appliances (case starts)	302	436	69.3%	57.2%	58.6%	59.2%
% of all assessments that were assess and refuse	56	436	12.8%	18.0%	15.0%	12.0%
% of all assessments that were assess and review	78	436	17.9%	24.8%	26.5%	28.8%
% of case starts with a reported IOTN of 3 and Aesthetic Component of 5 or below	0	302	N/A	0.0%	0.1%	0.1%
% of case starts with a reported IOTN of 3 and Aesthetic Component of 6 or above	26	302	8.6%	5.4%	5.5%	3.9%
% of case starts with a reported IOTN of 4	206	302	68.2%	80.8%	78.6%	77.6%
% of case starts with a reported IOTN of 5	67	302	22.2%	13.5%	13.8%	16.7 %
% of concluded courses in receipt of dual-arch fixed appliances	68	74	91.9%	85.4%	80.1%	72.9%
% of concluded courses where treatment was abandoned or discontinued	2	74	2.7%	5.7%	5.7%	8.7%
% of patients satisfied with the treatment they have received	2	3	66.7%	94.8%	94.6%	95.7%

\* Figures in italics indicate that the base number is less than 100.

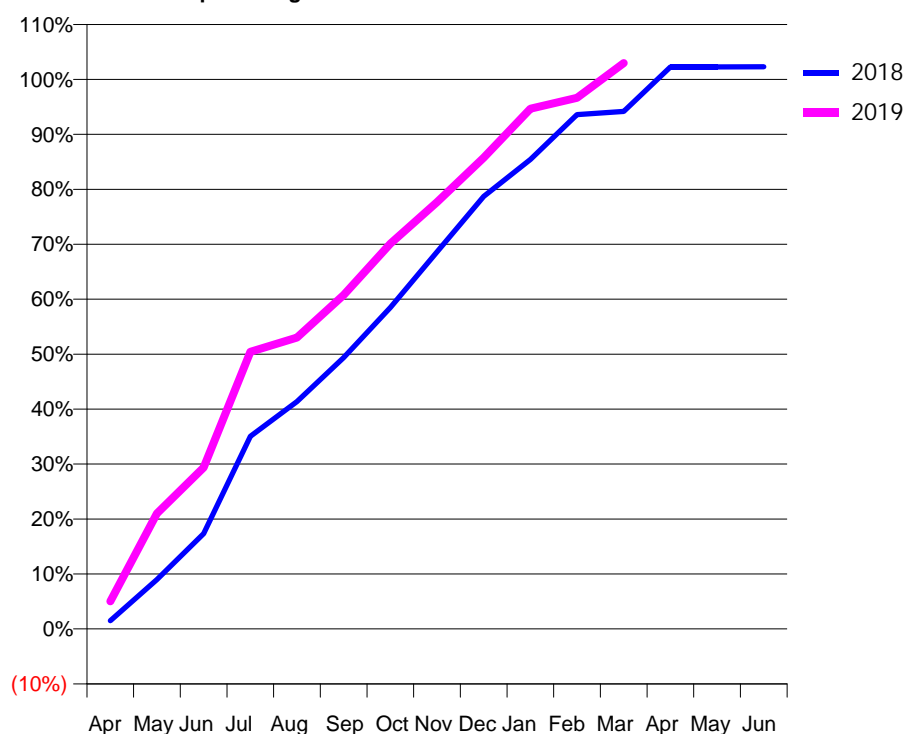
### Q61 - Vital Signs Orthodontic At a Glance Contract Report for 967114/0001 - March 2019

Name or company name	MR A BOU SABA	18/19 Contracted general activity (UDA)	0
Contract type name	PDS Contract	Carry forward general activity (UDA)	0
Purpose of contract	Orthodontic	18/19 Contracted orthodontic activity (UOA)	4,295
Contract start date	24/01/2007	Carry forward orthodontic activity (UOA)	-86
Contract end date	30/06/2019	Baseline contract value	£293,951.95

ACCESS	Contract	England and Wales
24 month ratio of assessments to patient IDs	1.02	1.08

ACTIVITY	Contract
Contract assess and fit appliances (case starts) as a percentage of Area Team case starts	1.7 %

Cumulative percentage of contracted UOA delivered 2018 & 2019



Month	Adjusted Scheduled Activity (UOA)		
	2017	2018	2019
April	86	64	216
May	957	386	902
June	1,280	745	1,262
July	1,726	1,506	2,166
August	2,075	1,777	2,277
September	2,314	2,121	2,609
October	2,725	2,512	3,012
November	3,027	2,946	3,336
December	3,335	3,381	3,683
January	3,693	3,669	4,065
February	3,979	4,019	4,151
March	4,148	4,044	4,422
April	4,167	4,392	
May	4,356	4,393	
June	4,356	4,394	

#### QUANTITY METRICS (rolling 12 month period)

	Contract Quantity	Contract Base Number	Contract *	Area Team	Region	England
% of all assessments that were assess and fit appliances (case starts)	216	557	38.8%	57.2%	58.6%	59.2%
% of all assessments that were assess and refuse	127	557	22.8%	18.0%	15.0%	12.0%
% of all assessments that were assess and review	214	557	38.4%	24.8%	26.5%	28.8%
% of case starts with a reported IOTN of 3 and Aesthetic Component of 5 or below	0	216	N/A	0.0%	0.1%	0.1%
% of case starts with a reported IOTN of 3 and Aesthetic Component of 6 or above	27	216	12.5%	5.4%	5.5%	3.9%
% of case starts with a reported IOTN of 4	156	216	72.2%	80.8%	78.6%	77.6%
% of case starts with a reported IOTN of 5	32	216	14.8%	13.5%	13.8%	16.7 %
% of concluded courses in receipt of dual-arch fixed appliances	137	161	85.1%	85.4%	80.1%	72.9%
% of concluded courses where treatment was abandoned or discontinued	20	161	12.4%	5.7%	5.7%	8.7%
% of patients satisfied with the treatment they have received	11	11	100.0%	94.8%	94.6%	95.7%

\* Figures in italics indicate that the base number is less than 100.

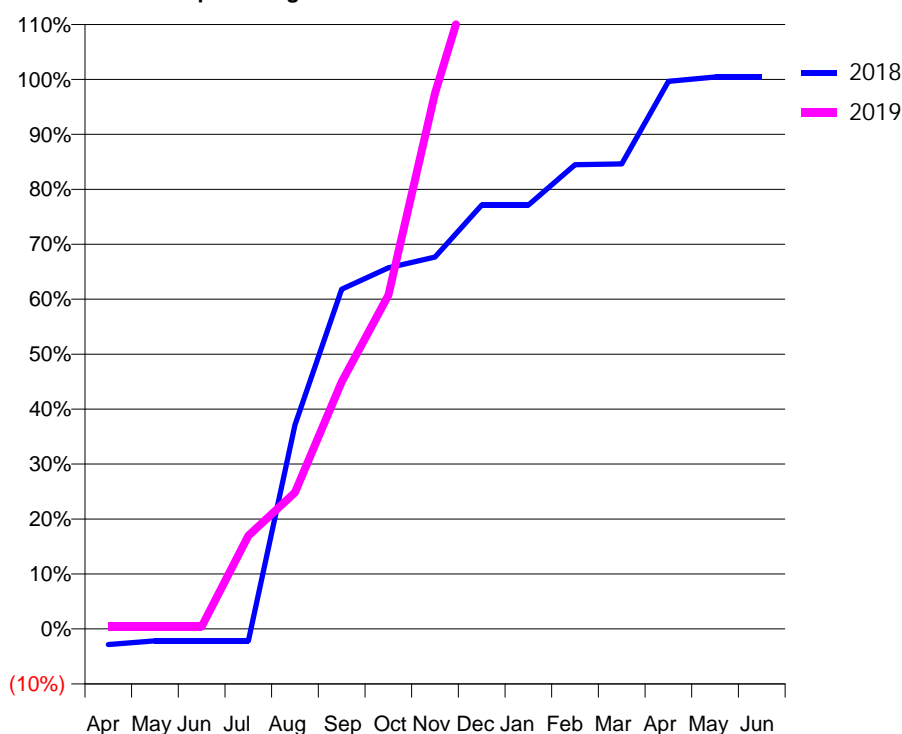
### Q61 - Vital Signs Orthodontic At a Glance Contract Report for 968994/0001 - March 2019

Name or company name	MR A ALVANOS	18/19 Contracted general activity (UDA)	0
Contract type name	PDS Contract	Carry forward general activity (UDA)	0
Purpose of contract	Orthodontic	18/19 Contracted orthodontic activity (UOA)	3,233
Contract start date	01/08/2008	Carry forward orthodontic activity (UOA)	-14
Contract end date	30/06/2019	Baseline contract value	£221,204.77

ACCESS	Contract	England and Wales
24 month ratio of assessments to patient IDs	1.01	1.08

ACTIVITY	Contract
Contract assess and fit appliances (case starts) as a percentage of Area Team case starts	1.9 %

Cumulative percentage of contracted UOA delivered 2018 & 2019



Month	Adjusted Scheduled Activity (UOA)		
	2017	2018	2019
April	-86	-92	14
May	523	-71	14
June	547	-71	14
July	547	-71	549
August	1,573	1,200	803
September	1,811	1,999	1,453
October	2,004	2,125	1,963
November	2,004	2,188	3,151
December	2,212	2,494	4,053
January	2,342	2,494	4,053
February	2,801	2,731	4,053
March	3,116	2,735	3,906
April	3,116	3,222	
May	3,141	3,247	
June	3,141	3,247	

#### QUANTITY METRICS (rolling 12 month period)

	Contract Quantity	Contract Base Number	Contract *	Area Team	Region	England
% of all assessments that were assess and fit appliances (case starts)	239	239	100.0%	57.2%	58.6%	59.2%
% of all assessments that were assess and refuse	0	239	0.0%	18.0%	15.0%	12.0%
% of all assessments that were assess and review	0	239	0.0%	24.8%	26.5%	28.8%
% of case starts with a reported IOTN of 3 and Aesthetic Component of 5 or below	1	239	0.4%	0.0%	0.1%	0.1%
% of case starts with a reported IOTN of 3 and Aesthetic Component of 6 or above	39	239	16.3%	5.4%	5.5%	3.9%
% of case starts with a reported IOTN of 4	188	239	78.7%	80.8%	78.6%	77.6%
% of case starts with a reported IOTN of 5	11	239	4.6%	13.5%	13.8%	16.7 %
% of concluded courses in receipt of dual-arch fixed appliances	180	211	85.3%	85.4%	80.1%	72.9%
% of concluded courses where treatment was abandoned or discontinued	5	211	2.4%	5.7%	5.7%	8.7%
% of patients satisfied with the treatment they have received	2	2	100.0%	94.8%	94.6%	95.7%

\* Figures in italics indicate that the base number is less than 100.

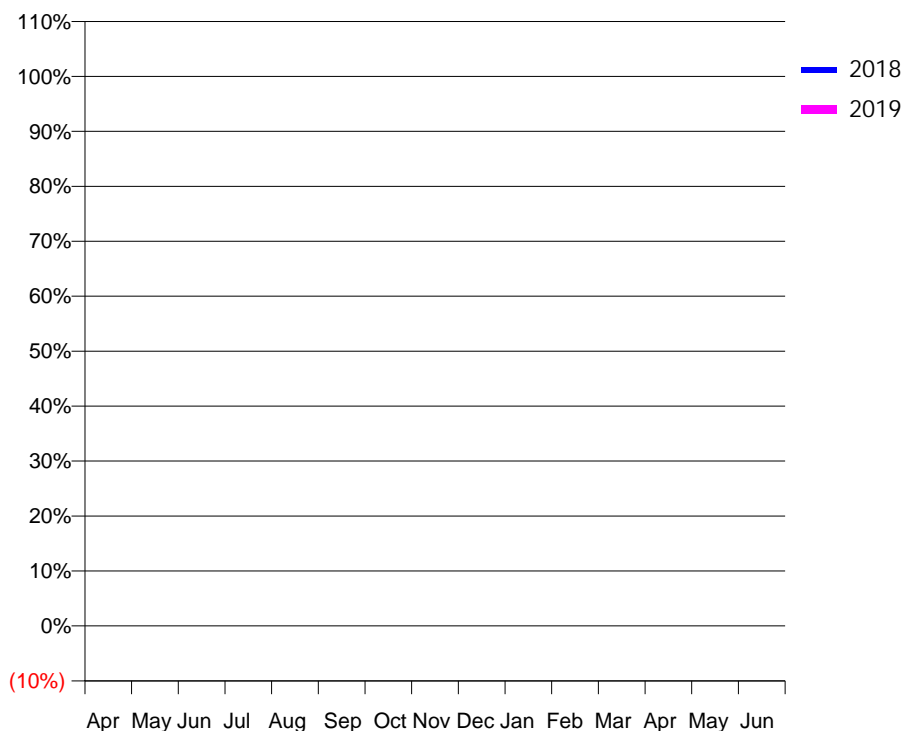
### Q62 - Vital Signs Orthodontic At a Glance Contract Report for 100861/0000 - March 2019

Name or company name	Northbridge Ortho Ltd	18/19 Contracted general activity (UDA)	0
Contract type name	PDS Contract	Carry forward general activity (UDA)	0
Purpose of contract	Orthodontic	18/19 Contracted orthodontic activity (UOA)	0
Contract start date	22/08/2018	Carry forward orthodontic activity (UOA)	0
Contract end date	31/03/2019	Baseline contract value	£472,992.63

ACCESS	Contract	England and Wales
24 month ratio of assessments to patient IDs	1.05	1.08

ACTIVITY	Contract
Contract assess and fit appliances (case starts) as a percentage of Area Team case starts	7.1 %

Cumulative percentage of contracted UOA delivered 2018 & 2019



Month	Adjusted Scheduled Activity (UOA)		
	2017	2018	2019
April		0	0
May		0	0
June		0	0
July		0	0
August		0	0
September		0	0
October		0	2,278
November		0	4,393
December		0	7,595
January		0	8,922
February		0	9,658
March		0	9,962
April		0	
May		0	
June		0	

### QUANTITY METRICS (rolling 12 month period)

	Contract Quantity	Contract Base Number	Contract *	Area Team	Region	England
% of all assessments that were assess and fit appliances (case starts)	482	482	100.0%	69.6%	58.6%	59.2%
% of all assessments that were assess and refuse	0	482	0.0%	10.1%	15.0%	12.0%
% of all assessments that were assess and review	0	482	0.0%	20.3%	26.5%	28.8%
% of case starts with a reported IOTN of 3 and Aesthetic Component of 5 or below	4	482	0.8%	0.3%	0.1%	0.1%
% of case starts with a reported IOTN of 3 and Aesthetic Component of 6 or above	2	482	0.4%	5.7%	5.5%	3.9%
% of case starts with a reported IOTN of 4	210	482	43.6%	72.1%	78.6%	77.6%
% of case starts with a reported IOTN of 5	8	482	1.7%	15.8%	13.8%	16.7 %
% of concluded courses in receipt of dual-arch fixed appliances	5	63	7.9%	76.9%	80.1%	72.9%
% of concluded courses where treatment was abandoned or discontinued	12	63	19.0%	5.2%	5.7%	8.7%
% of patients satisfied with the treatment they have received	0	0	N/A	92.6%	94.6%	95.7%

\* Figures in italics indicate that the base number is less than 100.



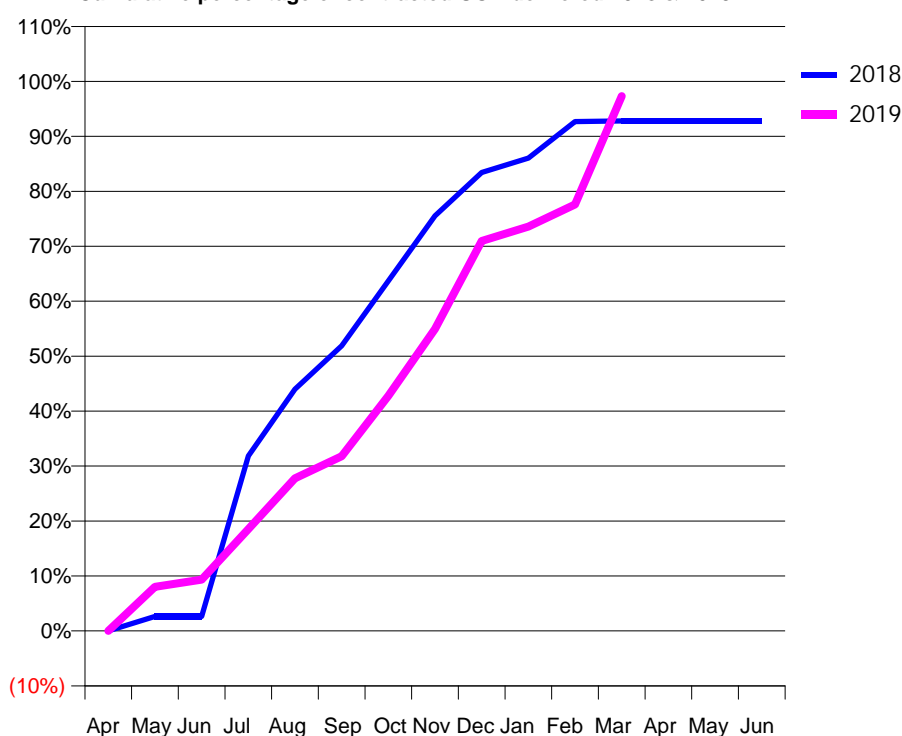
### Q62 - Vital Signs Orthodontic At a Glance Contract Report for 101370/0045 - March 2019

Name or company name	Petrie Tucker & Partners Ltd	18/19 Contracted general activity (UDA)	19,022
Contract type name	GDS Contract	Carry forward general activity (UDA)	0
Purpose of contract	General and Orthodontic	18/19 Contracted orthodontic activity (UOA)	1,598
Contract start date	01/04/2006	Carry forward orthodontic activity (UOA)	0
Contract end date		Baseline contract value	£690,696.52

ACCESS	Contract	England and Wales
24 month ratio of assessments to patient IDs	1.02	1.08

ACTIVITY	Contract
Contract assess and fit appliances (case starts) as a percentage of Area Team case starts	1.1 %

Cumulative percentage of contracted UOA delivered 2018 & 2019



Month	Adjusted Scheduled Activity (UOA)		
	2017	2018	2019
April	0	0	0
May	0	42	128
June	0	42	149
July	420	509	296
August	420	703	444
September	441	829	508
October	546	1,018	684
November	798	1,207	878
December	903	1,333	1,134
January	1,029	1,375	1,176
February	1,176	1,481	1,240
March	1,176	1,483	1,555
April	1,239	1,483	
May	1,281	1,483	
June	1,281	1,483	

#### QUANTITY METRICS (rolling 12 month period)

	Contract Quantity	Contract Base Number	Contract *	Area Team	Region	England
% of all assessments that were assess and fit appliances (case starts)	73	95	76.8%	69.6%	58.6%	59.2%
% of all assessments that were assess and refuse	3	95	3.2%	10.1%	15.0%	12.0%
% of all assessments that were assess and review	19	95	20.0%	20.3%	26.5%	28.8%
% of case starts with a reported IOTN of 3 and Aesthetic Component of 5 or below	0	73	<i>N/A</i>	0.3%	0.1%	0.1%
% of case starts with a reported IOTN of 3 and Aesthetic Component of 6 or above	15	73	20.5%	5.7%	5.5%	3.9%
% of case starts with a reported IOTN of 4	55	73	75.3%	72.1%	78.6%	77.6%
% of case starts with a reported IOTN of 5	3	73	4.1%	15.8%	13.8%	16.7%
% of concluded courses in receipt of dual-arch fixed appliances	19	36	52.8%	76.9%	80.1%	72.9%
% of concluded courses where treatment was abandoned or discontinued	8	36	22.2%	5.2%	5.7%	8.7%
% of patients satisfied with the treatment they have received	1	1	100.0%	92.6%	94.6%	95.7%

\* Figures in italics indicate that the base number is less than 100.

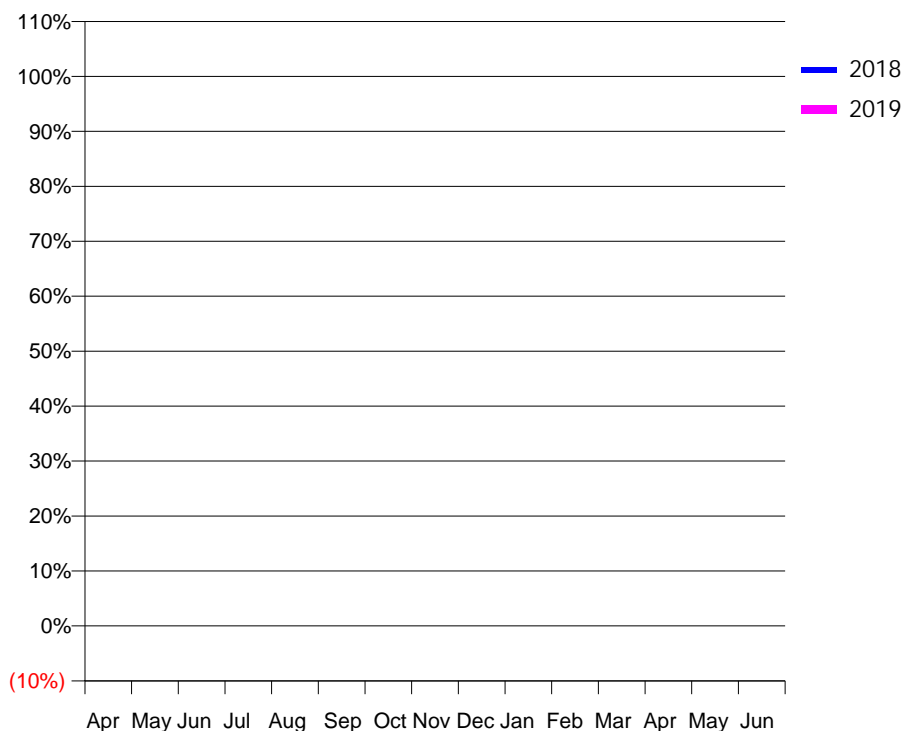
### Q62 - Vital Signs Orthodontic At a Glance Contract Report for 101435/0013 - March 2019

Name or company name	IDH Limited	18/19 Contracted general activity (UDA)	21,930
Contract type name	GDS Contract	Carry forward general activity (UDA)	0
Purpose of contract	General	18/19 Contracted orthodontic activity (UOA)	0
Contract start date	01/04/2006	Carry forward orthodontic activity (UOA)	0
Contract end date		Baseline contract value	£577,338.47

ACCESS	Contract	England and Wales
24 month ratio of assessments to patient IDs	1.33	1.08

ACTIVITY	Contract
Contract assess and fit appliances (case starts) as a percentage of Area Team case starts	0.0 %

Cumulative percentage of contracted UOA delivered 2018 & 2019



Month	Adjusted Scheduled Activity (UOA)		
	2017	2018	2019
April	0	0	0
May	0	0	0
June	0	0	0
July	0	3	0
August	0	4	0
September	0	4	0
October	0	4	0
November	0	4	0
December	0	4	0
January	0	4	1
February	0	4	1
March	0	4	1
April	0	4	
May	0	4	
June	0	4	

### QUANTITY METRICS (rolling 12 month period)

	Contract Quantity	Contract Base Number	Contract *	Area Team	Region	England
% of all assessments that were assess and fit appliances (case starts)	0	1	0.0%	69.6%	58.6%	59.2%
% of all assessments that were assess and refuse	1	1	100.0%	10.1%	15.0%	12.0%
% of all assessments that were assess and review	0	1	0.0%	20.3%	26.5%	28.8%
% of case starts with a reported IOTN of 3 and Aesthetic Component of 5 or below	0	0	N/A	0.3%	0.1%	0.1%
% of case starts with a reported IOTN of 3 and Aesthetic Component of 6 or above	0	0	N/A	5.7%	5.5%	3.9%
% of case starts with a reported IOTN of 4	0	0	N/A	72.1%	78.6%	77.6%
% of case starts with a reported IOTN of 5	0	0	N/A	15.8%	13.8%	16.7 %
% of concluded courses in receipt of dual-arch fixed appliances	0	0	N/A	76.9%	80.1%	72.9%
% of concluded courses where treatment was abandoned or discontinued	0	0	N/A	5.2%	5.7%	8.7%
% of patients satisfied with the treatment they have received	0	0	N/A	92.6%	94.6%	95.7%

\* Figures in italics indicate that the base number is less than 100.

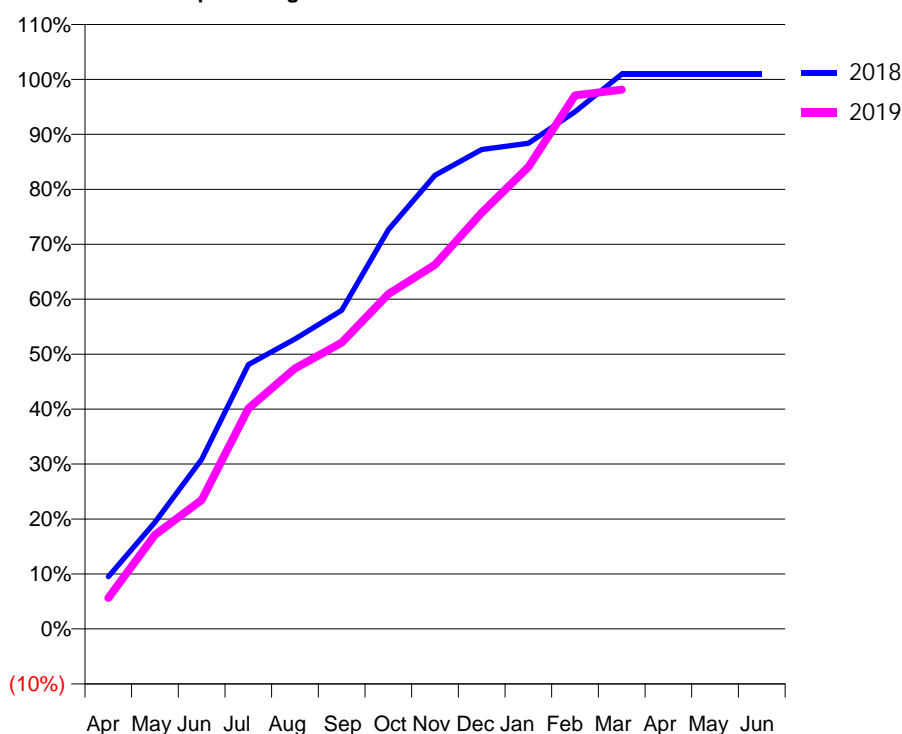
### Q62 - Vital Signs Orthodontic At a Glance Contract Report for 163805/0001 - March 2019

Name or company name	Julian Konviser Limited	18/19 Contracted general activity (UDA)	0
Contract type name	PDS Contract	Carry forward general activity (UDA)	0
Purpose of contract	Orthodontic	18/19 Contracted orthodontic activity (UOA)	4,033
Contract start date	01/10/2014	Carry forward orthodontic activity (UOA)	-39
Contract end date	30/06/2019	Baseline contract value	£275,996.68

ACCESS	Contract	England and Wales
24 month ratio of assessments to patient IDs	1.00	1.08

ACTIVITY	Contract
Contract assess and fit appliances (case starts) as a percentage of Area Team case starts	2.8 %

Cumulative percentage of contracted UOA delivered 2018 & 2019



Month	Adjusted Scheduled Activity (UOA)		
	2017	2018	2019
April	32	383	228
May	1,153	782	690
June	1,514	1,244	946
July	1,682	1,939	1,618
August	1,871	2,128	1,912
September	2,543	2,338	2,101
October	3,089	2,930	2,458
November	3,404	3,329	2,672
December	3,719	3,518	3,054
January	3,824	3,564	3,390
February	3,992	3,795	3,915
March	4,059	4,072	3,957
April	4,059	4,072	
May	4,059	4,072	
June	4,059	4,072	

### QUANTITY METRICS (rolling 12 month period)

	Contract Quantity	Contract Base Number	Contract *	Area Team	Region	England
% of all assessments that were assess and fit appliances (case starts)	189	189	100.0%	69.6%	58.6%	59.2%
% of all assessments that were assess and refuse	0	189	0.0%	10.1%	15.0%	12.0%
% of all assessments that were assess and review	0	189	0.0%	20.3%	26.5%	28.8%
% of case starts with a reported IOTN of 3 and Aesthetic Component of 5 or below	0	189	N/A	0.3%	0.1%	0.1%
% of case starts with a reported IOTN of 3 and Aesthetic Component of 6 or above	2	189	1.1%	5.7%	5.5%	3.9%
% of case starts with a reported IOTN of 4	144	189	76.2%	72.1%	78.6%	77.6%
% of case starts with a reported IOTN of 5	43	189	22.8%	15.8%	13.8%	16.7 %
% of concluded courses in receipt of dual-arch fixed appliances	142	168	84.5%	76.9%	80.1%	72.9%
% of concluded courses where treatment was abandoned or discontinued	7	168	4.2%	5.2%	5.7%	8.7%
% of patients satisfied with the treatment they have received	6	9	66.7%	92.6%	94.6%	95.7%

\* Figures in italics indicate that the base number is less than 100.

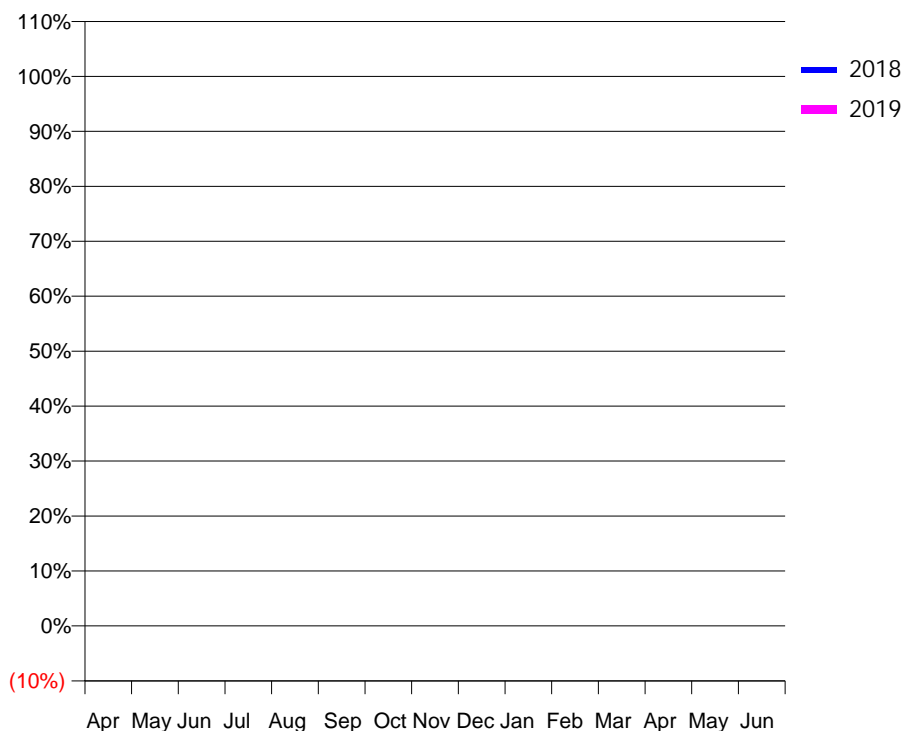
### Q62 - Vital Signs Orthodontic At a Glance Contract Report for 165735/0001 - March 2019

Name or company name	Dr M Delahaye, Dr O Bhutta and Dr L Padayachee	18/19 Contracted general activity (UDA)	7,365
Contract type name	GDS Contract	Carry forward general activity (UDA)	289
Purpose of contract	General	18/19 Contracted orthodontic activity (UOA)	0
Contract start date	01/11/2011	Carry forward orthodontic activity (UOA)	0
Contract end date		Baseline contract value	£200,052.18

ACCESS	Contract	England and Wales
24 month ratio of assessments to patient IDs	1.00	1.08

ACTIVITY	Contract
Contract assess and fit appliances (case starts) as a percentage of Area Team case starts	0.0 %

Cumulative percentage of contracted UOA delivered 2018 & 2019



Month	Adjusted Scheduled Activity (UOA)		
	2017	2018	2019
April	0	0	0
May	0	0	0
June	0	0	0
July	0	0	0
August	0	0	0
September	0	0	0
October	0	0	1
November	0	0	1
December	0	0	1
January	0	0	1
February	0	0	1
March	0	0	1
April	0	0	
May	0	0	
June	0	0	

#### QUANTITY METRICS (rolling 12 month period)

	Contract Quantity	Contract Base Number	Contract *	Area Team	Region	England
% of all assessments that were assess and fit appliances (case starts)	0	1	0.0%	69.6%	58.6%	59.2%
% of all assessments that were assess and refuse	0	1	0.0%	10.1%	15.0%	12.0%
% of all assessments that were assess and review	1	1	100.0%	20.3%	26.5%	28.8%
% of case starts with a reported IOTN of 3 and Aesthetic Component of 5 or below	0	0	N/A	0.3%	0.1%	0.1%
% of case starts with a reported IOTN of 3 and Aesthetic Component of 6 or above	0	0	N/A	5.7%	5.5%	3.9%
% of case starts with a reported IOTN of 4	0	0	N/A	72.1%	78.6%	77.6%
% of case starts with a reported IOTN of 5	0	0	N/A	15.8%	13.8%	16.7 %
% of concluded courses in receipt of dual-arch fixed appliances	0	0	N/A	76.9%	80.1%	72.9%
% of concluded courses where treatment was abandoned or discontinued	0	0	N/A	5.2%	5.7%	8.7%
% of patients satisfied with the treatment they have received	0	0	N/A	92.6%	94.6%	95.7%

\* Figures in italics indicate that the base number is less than 100.

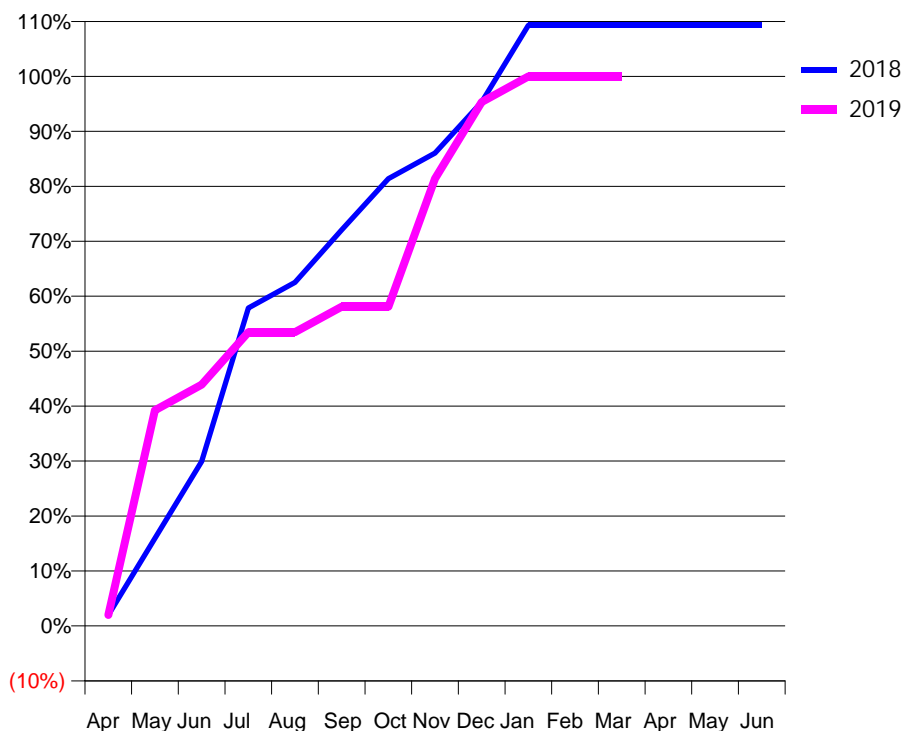
### Q62 - Vital Signs Orthodontic At a Glance Contract Report for 180505/0001 - March 2019

Name or company name	A Patel, K Patel, G Pathmanathan	18/19 Contracted general activity (UDA)	27,409
Contract type name	GDS Contract	Carry forward general activity (UDA)	-538
Purpose of contract	General and Orthodontic	18/19 Contracted orthodontic activity (UOA)	451
Contract start date	01/08/2015	Carry forward orthodontic activity (UOA)	-9
Contract end date		Baseline contract value	£917,748.91

ACCESS	Contract	England and Wales
24 month ratio of assessments to patient IDs	1.02	1.08

ACTIVITY	Contract
Contract assess and fit appliances (case starts) as a percentage of Area Team case starts	0.3 %

Cumulative percentage of contracted UOA delivered 2018 & 2019



Month	Adjusted Scheduled Activity (UOA)		
	2017	2018	2019
April	9	9	9
May	31	72	177
June	31	135	198
July	57	261	241
August	99	282	241
September	103	325	262
October	208	367	262
November	292	388	367
December	334	430	430
January	376	493	451
February	439	493	451
March	460	493	451
April	460	493	
May	460	493	
June	460	493	

#### QUANTITY METRICS (rolling 12 month period)

	Contract Quantity	Contract Base Number	Contract *	Area Team	Region	England
% of all assessments that were assess and fit appliances (case starts)	21	22	95.5%	69.6%	58.6%	59.2%
% of all assessments that were assess and refuse	0	22	0.0%	10.1%	15.0%	12.0%
% of all assessments that were assess and review	1	22	4.5%	20.3%	26.5%	28.8%
% of case starts with a reported IOTN of 3 and Aesthetic Component of 5 or below	0	21	N/A	0.3%	0.1%	0.1%
% of case starts with a reported IOTN of 3 and Aesthetic Component of 6 or above	0	21	N/A	5.7%	5.5%	3.9%
% of case starts with a reported IOTN of 4	18	21	85.7%	72.1%	78.6%	77.6%
% of case starts with a reported IOTN of 5	3	21	14.3%	15.8%	13.8%	16.7%
% of concluded courses in receipt of dual-arch fixed appliances	15	18	83.3%	76.9%	80.1%	72.9%
% of concluded courses where treatment was abandoned or discontinued	3	18	16.7%	5.2%	5.7%	8.7%
% of patients satisfied with the treatment they have received	1	1	100.0%	92.6%	94.6%	95.7%

\* Figures in italics indicate that the base number is less than 100.

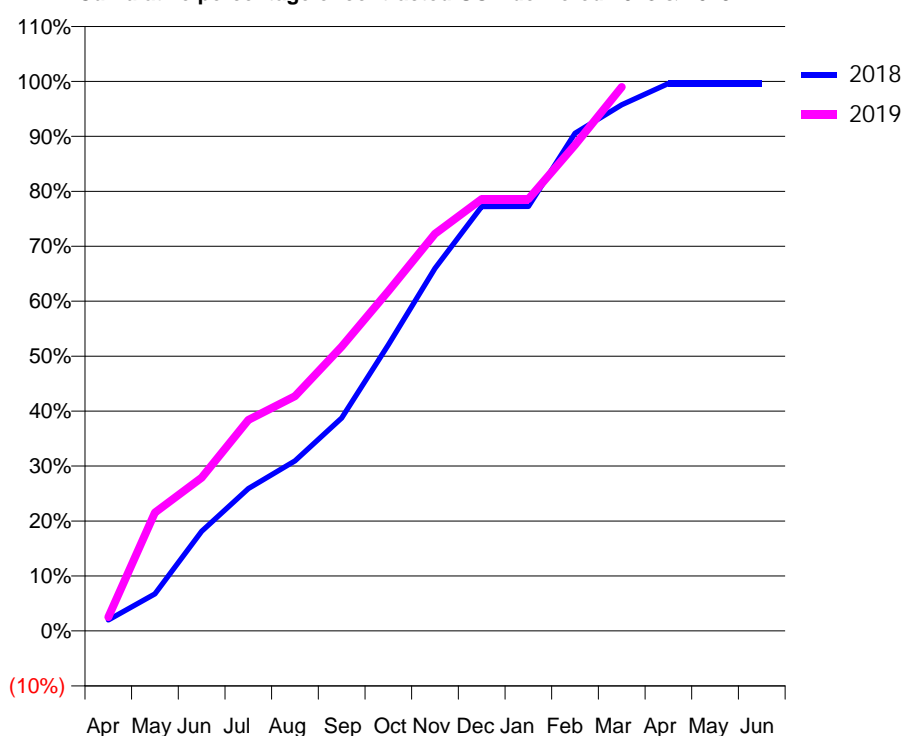
### Q62 - Vital Signs Orthodontic At a Glance Contract Report for 182680/0001 - March 2019

Name or company name	Inspire Dental Southall Ltd	18/19 Contracted general activity (UDA)	54,717
Contract type name	GDS Contract	Carry forward general activity (UDA)	-855
Purpose of contract	General and Orthodontic	18/19 Contracted orthodontic activity (UOA)	3,640
Contract start date	01/05/2007	Carry forward orthodontic activity (UOA)	14
Contract end date		Baseline contract value	£1,720,066.62

ACCESS	Contract	England and Wales
24 month ratio of assessments to patient IDs	1.02	1.08

ACTIVITY	Contract
Contract assess and fit appliances (case starts) as a percentage of Area Team case starts	2.6 %

Cumulative percentage of contracted UOA delivered 2018 & 2019



Month	Adjusted Scheduled Activity (UOA)		
	2017	2018	2019
April	289	73	91
May	878	245	784
June	991	660	1,015
July	1,318	943	1,398
August	1,588	1,127	1,554
September	1,762	1,410	1,883
October	1,961	1,896	2,251
November	2,160	2,401	2,630
December	2,778	2,811	2,861
January	2,870	2,812	2,861
February	3,172	3,296	3,218
March	3,676	3,485	3,603
April	3,686	3,626	
May	3,807	3,626	
June	3,807	3,626	

#### QUANTITY METRICS (rolling 12 month period)

	Contract Quantity	Contract Base Number	Contract *	Area Team	Region	England
% of all assessments that were assess and fit appliances (case starts)	176	238	73.9%	69.6%	58.6%	59.2%
% of all assessments that were assess and refuse	56	238	23.5%	10.1%	15.0%	12.0%
% of all assessments that were assess and review	6	238	2.5%	20.3%	26.5%	28.8%
% of case starts with a reported IOTN of 3 and Aesthetic Component of 5 or below	0	176	N/A	0.3%	0.1%	0.1%
% of case starts with a reported IOTN of 3 and Aesthetic Component of 6 or above	0	176	N/A	5.7%	5.5%	3.9%
% of case starts with a reported IOTN of 4	151	176	85.8%	72.1%	78.6%	77.6%
% of case starts with a reported IOTN of 5	24	176	13.6%	15.8%	13.8%	16.7 %
% of concluded courses in receipt of dual-arch fixed appliances	0	206	N/A	76.9%	80.1%	72.9%
% of concluded courses where treatment was abandoned or discontinued	14	206	6.8%	5.2%	5.7%	8.7%
% of patients satisfied with the treatment they have received	3	3	100.0%	92.6%	94.6%	95.7%

\* Figures in italics indicate that the base number is less than 100.

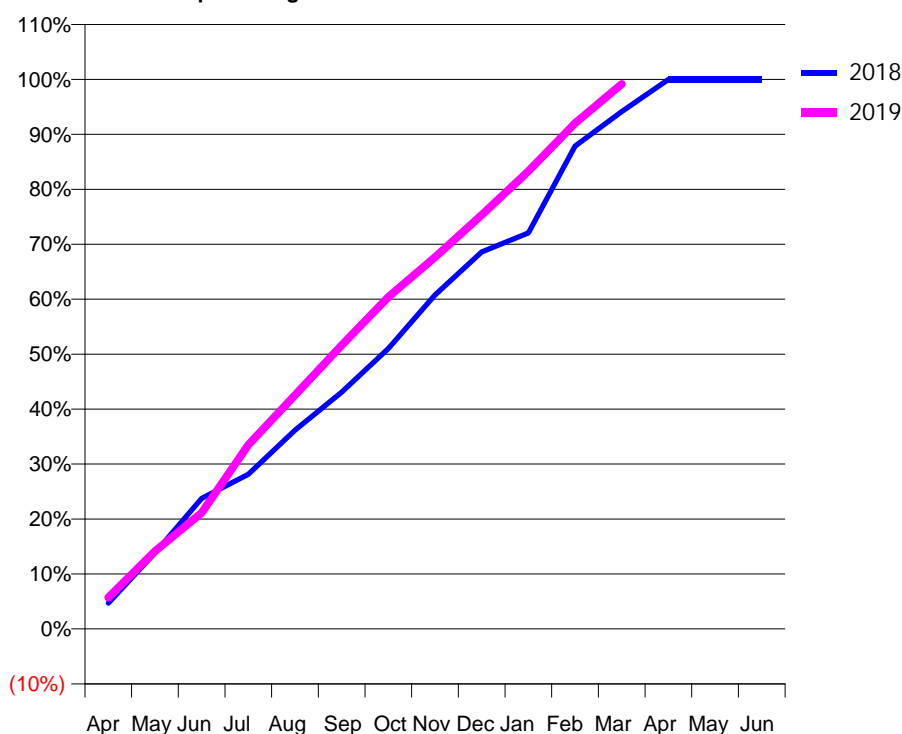
### Q62 - Vital Signs Orthodontic At a Glance Contract Report for 195723/0001 - March 2019

Name or company name	Ealing Dental Specialists Ltd	18/19 Contracted general activity (UDA)	0
Contract type name	PDS Contract	Carry forward general activity (UDA)	0
Purpose of contract	Orthodontic	18/19 Contracted orthodontic activity (UOA)	15,353
Contract start date	01/07/2014	Carry forward orthodontic activity (UOA)	0
Contract end date	30/06/2019	Baseline contract value	£972,144.80

ACCESS	Contract	England and Wales
24 month ratio of assessments to patient IDs	1.02	1.08

ACTIVITY	Contract
Contract assess and fit appliances (case starts) as a percentage of Area Team case starts	11.7 %

Cumulative percentage of contracted UOA delivered 2018 & 2019



Month	Adjusted Scheduled Activity (UOA)		
	2017	2018	2019
April	1,503	723	882
May	2,676	2,121	2,171
June	3,298	3,646	3,242
July	4,784	4,324	5,144
August	6,531	5,552	6,530
September	8,153	6,614	7,928
October	8,768	7,837	9,274
November	9,626	9,329	10,387
December	10,361	10,532	11,566
January	11,246	11,065	12,790
February	12,257	13,487	14,125
March	14,132	14,453	15,223
April	15,353	15,353	
May	15,353	15,353	
June	15,357	15,353	

### QUANTITY METRICS (rolling 12 month period)

	Contract Quantity	Contract Base Number	Contract *	Area Team	Region	England
% of all assessments that were assess and fit appliances (case starts)	790	852	92.7%	69.6%	58.6%	59.2%
% of all assessments that were assess and refuse	33	852	3.9%	10.1%	15.0%	12.0%
% of all assessments that were assess and review	29	852	3.4%	20.3%	26.5%	28.8%
% of case starts with a reported IOTN of 3 and Aesthetic Component of 5 or below	1	790	0.1%	0.3%	0.1%	0.1%
% of case starts with a reported IOTN of 3 and Aesthetic Component of 6 or above	7	790	0.9%	5.7%	5.5%	3.9%
% of case starts with a reported IOTN of 4	602	790	76.2%	72.1%	78.6%	77.6%
% of case starts with a reported IOTN of 5	180	790	22.8%	15.8%	13.8%	16.7 %
% of concluded courses in receipt of dual-arch fixed appliances	757	793	95.5%	76.9%	80.1%	72.9%
% of concluded courses where treatment was abandoned or discontinued	21	793	2.6%	5.2%	5.7%	8.7%
% of patients satisfied with the treatment they have received	14	15	93.3%	92.6%	94.6%	95.7%

\* Figures in italics indicate that the base number is less than 100.

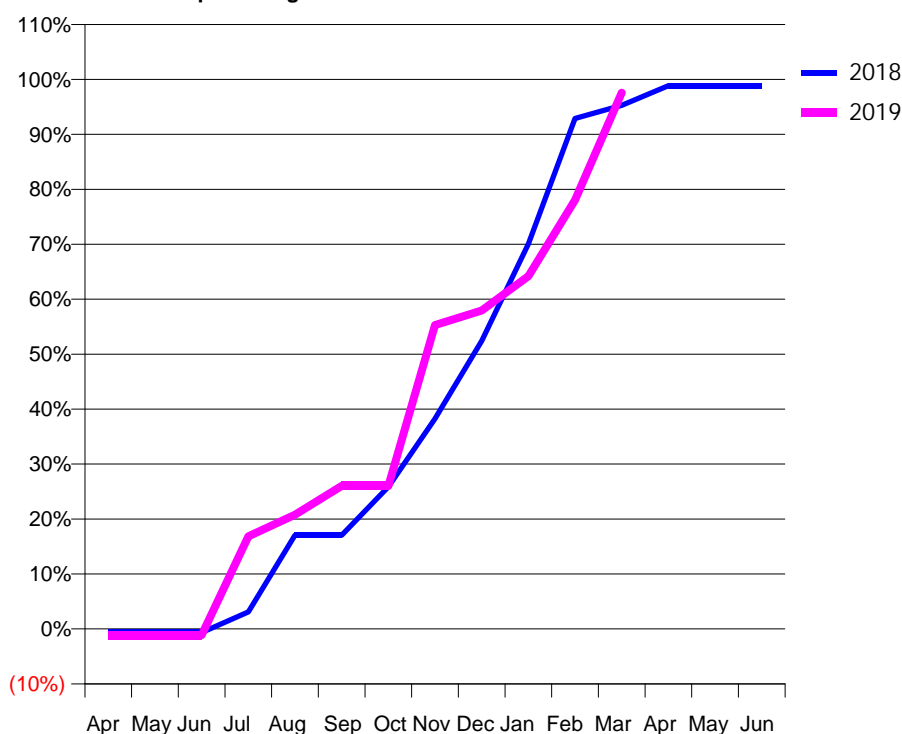
### Q62 - Vital Signs Orthodontic At a Glance Contract Report for 230308/0003 - March 2019

Name or company name	MR S HADJ-BAGHERI	18/19 Contracted general activity (UDA)	0
Contract type name	GDS Contract	Carry forward general activity (UDA)	0
Purpose of contract	Orthodontic	18/19 Contracted orthodontic activity (UOA)	20,245
Contract start date	01/04/2006	Carry forward orthodontic activity (UOA)	231
Contract end date	30/06/2019	Baseline contract value	£1,349,952.13

ACCESS	Contract	England and Wales
24 month ratio of assessments to patient IDs	1.08	1.08

ACTIVITY	Contract
Contract assess and fit appliances (case starts) as a percentage of Area Team case starts	13.9 %

Cumulative percentage of contracted UOA delivered 2018 & 2019



Month	Adjusted Scheduled Activity (UOA)		
	2017	2018	2019
April	405	-134	-231
May	1,704	-134	-231
June	2,044	-134	-231
July	4,350	627	3,412
August	5,940	3,451	4,210
September	6,953	3,451	5,271
October	7,499	5,241	5,271
November	8,985	7,747	11,192
December	9,926	10,607	11,731
January	12,019	14,189	12,995
February	13,954	18,806	15,799
March	17,670	19,290	19,754
April	20,111	20,014	
May	20,111	20,014	
June	20,111	20,014	

#### QUANTITY METRICS (rolling 12 month period)

	Contract Quantity	Contract Base Number	Contract *	Area Team	Region	England
% of all assessments that were assess and fit appliances (case starts)	940	2,199	42.7%	69.6%	58.6%	59.2%
% of all assessments that were assess and refuse	350	2,199	15.9%	10.1%	15.0%	12.0%
% of all assessments that were assess and review	909	2,199	41.3%	20.3%	26.5%	28.8%
% of case starts with a reported IOTN of 3 and Aesthetic Component of 5 or below	0	940	N/A	0.3%	0.1%	0.1%
% of case starts with a reported IOTN of 3 and Aesthetic Component of 6 or above	109	940	11.6%	5.7%	5.5%	3.9%
% of case starts with a reported IOTN of 4	665	940	70.7%	72.1%	78.6%	77.6%
% of case starts with a reported IOTN of 5	166	940	17.7%	15.8%	13.8%	16.7 %
% of concluded courses in receipt of dual-arch fixed appliances	412	465	88.6%	76.9%	80.1%	72.9%
% of concluded courses where treatment was abandoned or discontinued	43	465	9.2%	5.2%	5.7%	8.7%
% of patients satisfied with the treatment they have received	6	6	100.0%	92.6%	94.6%	95.7%

\* Figures in italics indicate that the base number is less than 100.



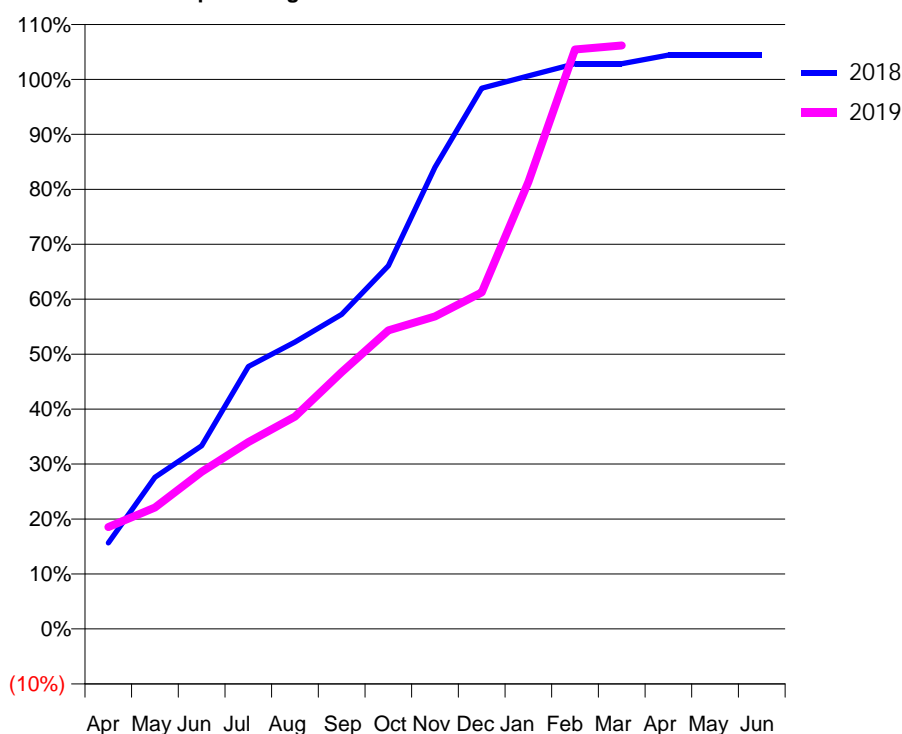
### Q62 - Vital Signs Orthodontic At a Glance Contract Report for 653233/0002 - March 2019

Name or company name	MRS F CAMPBELL-BARR	18/19 Contracted general activity (UDA)	0
Contract type name	PDS Contract	Carry forward general activity (UDA)	0
Purpose of contract	Orthodontic	18/19 Contracted orthodontic activity (UOA)	3,000
Contract start date	10/01/2010	Carry forward orthodontic activity (UOA)	-60
Contract end date	30/06/2019	Baseline contract value	£200,052.19

ACCESS	Contract	England and Wales
24 month ratio of assessments to patient IDs	1.30	1.08

ACTIVITY	Contract
Contract assess and fit appliances (case starts) as a percentage of Area Team case starts	2.3 %

Cumulative percentage of contracted UOA delivered 2018 & 2019



Month	Adjusted Scheduled Activity (UOA)		
	2017	2018	2019
April	60	470	556
May	60	828	663
June	60	1,000	857
July	144	1,432	1,020
August	421	1,566	1,159
September	421	1,717	1,402
October	1,542	1,983	1,630
November	2,092	2,520	1,706
December	2,369	2,952	1,837
January	2,604	3,019	2,441
February	3,007	3,085	3,163
March	3,028	3,085	3,185
April	3,049	3,132	
May	3,049	3,132	
June	3,050	3,132	

#### QUANTITY METRICS (rolling 12 month period)

	Contract Quantity	Contract Base Number	Contract *	Area Team	Region	England
% of all assessments that were assess and fit appliances (case starts)	155	405	38.3%	69.6%	58.6%	59.2%
% of all assessments that were assess and refuse	23	405	5.7%	10.1%	15.0%	12.0%
% of all assessments that were assess and review	227	405	56.0%	20.3%	26.5%	28.8%
% of case starts with a reported IOTN of 3 and Aesthetic Component of 5 or below	0	155	N/A	0.3%	0.1%	0.1%
% of case starts with a reported IOTN of 3 and Aesthetic Component of 6 or above	4	155	2.6%	5.7%	5.5%	3.9%
% of case starts with a reported IOTN of 4	148	155	95.5%	72.1%	78.6%	77.6%
% of case starts with a reported IOTN of 5	3	155	1.9%	15.8%	13.8%	16.7%
% of concluded courses in receipt of dual-arch fixed appliances	1	266	0.4%	76.9%	80.1%	72.9%
% of concluded courses where treatment was abandoned or discontinued	8	266	3.0%	5.2%	5.7%	8.7%
% of patients satisfied with the treatment they have received	2	3	66.7%	92.6%	94.6%	95.7%

\* Figures in italics indicate that the base number is less than 100.

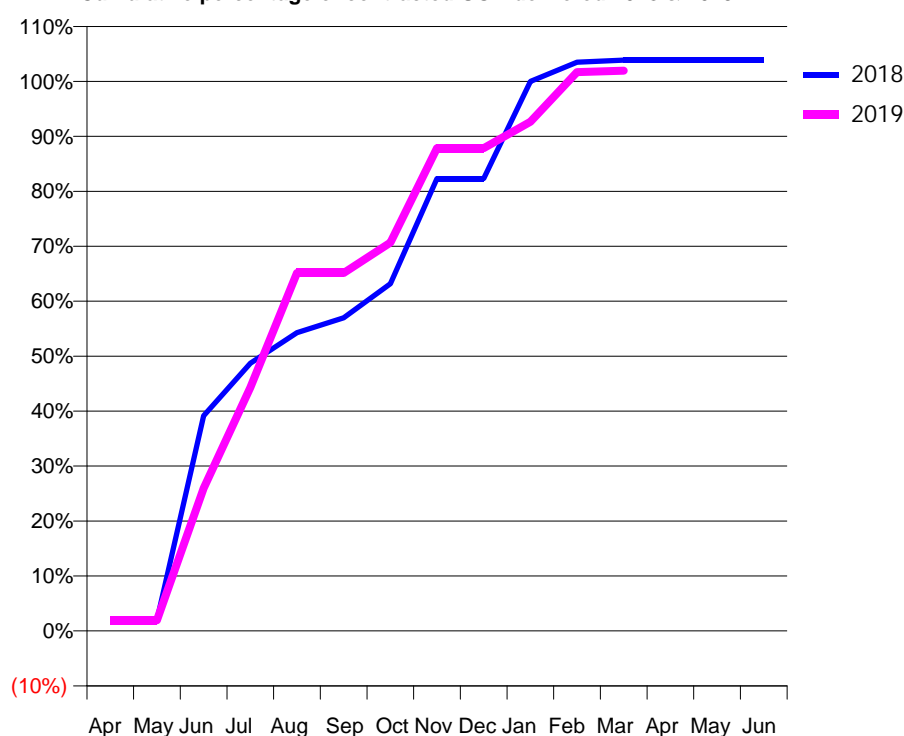
### Q62 - Vital Signs Orthodontic At a Glance Contract Report for 740489/0001 - March 2019

Name or company name	MR TS CHEEMA	18/19 Contracted general activity (UDA)	6,236
Contract type name	GDS Contract	Carry forward general activity (UDA)	-41
Purpose of contract	General and Orthodontic	18/19 Contracted orthodontic activity (UOA)	774
Contract start date	01/04/2006	Carry forward orthodontic activity (UOA)	-15
Contract end date		Baseline contract value	£208,993.17

ACCESS	Contract	England and Wales
24 month ratio of assessments to patient IDs	1.13	1.08

ACTIVITY	Contract
Contract assess and fit appliances (case starts) as a percentage of Area Team case starts	0.5 %

Cumulative percentage of contracted UOA delivered 2018 & 2019



Month	Adjusted Scheduled Activity (UOA)		
	2017	2018	2019
April	15	15	15
May	15	15	15
June	172	303	201
July	238	377	343
August	238	420	504
September	315	441	504
October	316	489	547
November	541	637	680
December	541	637	680
January	667	774	717
February	759	801	787
March	781	804	789
April	804	804	
May	805	804	
June	805	804	

#### QUANTITY METRICS (rolling 12 month period)

	Contract Quantity	Contract Base Number	Contract *	Area Team	Region	England
% of all assessments that were assess and fit appliances (case starts)	32	134	23.9%	69.6%	58.6%	59.2%
% of all assessments that were assess and refuse	15	134	11.2%	10.1%	15.0%	12.0%
% of all assessments that were assess and review	87	134	64.9%	20.3%	26.5%	28.8%
% of case starts with a reported IOTN of 3 and Aesthetic Component of 5 or below	0	32	<i>N/A</i>	0.3%	0.1%	0.1%
% of case starts with a reported IOTN of 3 and Aesthetic Component of 6 or above	0	32	<i>N/A</i>	5.7%	5.5%	3.9%
% of case starts with a reported IOTN of 4	17	32	53.1%	72.1%	78.6%	77.6%
% of case starts with a reported IOTN of 5	2	32	6.3%	15.8%	13.8%	16.7%
% of concluded courses in receipt of dual-arch fixed appliances	0	44	<i>N/A</i>	76.9%	80.1%	72.9%
% of concluded courses where treatment was abandoned or discontinued	2	44	4.5%	5.2%	5.7%	8.7%
% of patients satisfied with the treatment they have received	0	0	<i>N/A</i>	92.6%	94.6%	95.7%

\* Figures in italics indicate that the base number is less than 100.

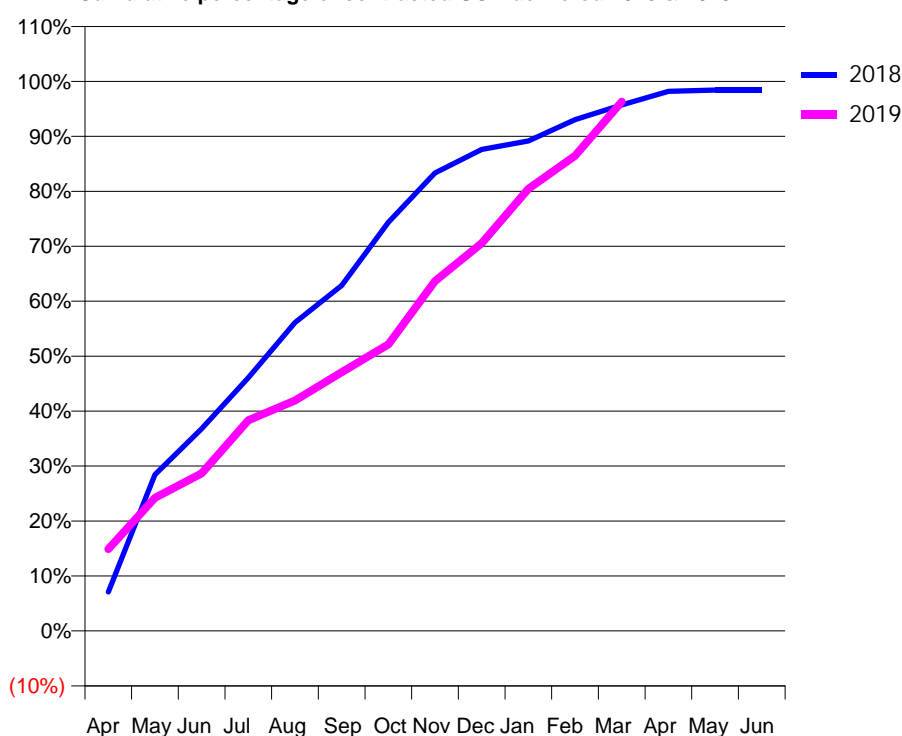
### Q62 - Vital Signs Orthodontic At a Glance Contract Report for 741590/0001 - March 2019

Name or company name	MISS FJ MILLEN	18/19 Contracted general activity (UDA)	0
Contract type name	PDS Contract	Carry forward general activity (UDA)	0
Purpose of contract	Orthodontic	18/19 Contracted orthodontic activity (UOA)	7,040
Contract start date	01/04/2006	Carry forward orthodontic activity (UOA)	111
Contract end date	30/06/2019	Baseline contract value	£454,493.10

ACCESS	Contract	England and Wales
24 month ratio of assessments to patient IDs	1.00	1.08

ACTIVITY	Contract
Contract assess and fit appliances (case starts) as a percentage of Area Team case starts	5.1 %

Cumulative percentage of contracted UOA delivered 2018 & 2019



Month	Adjusted Scheduled Activity (UOA)		
	2017	2018	2019
April	-153	499	1,048
May	773	2,003	1,704
June	1,361	2,591	2,019
July	2,319	3,246	2,699
August	2,775	3,951	2,951
September	3,495	4,425	3,313
October	3,970	5,236	3,671
November	4,652	5,868	4,481
December	5,261	6,169	4,968
January	5,807	6,276	5,665
February	6,249	6,549	6,086
March	6,564	6,739	6,779
April	6,901	6,913	
May	6,930	6,929	
June	6,930	6,929	

#### QUANTITY METRICS (rolling 12 month period)

	Contract Quantity	Contract Base Number	Contract *	Area Team	Region	England
% of all assessments that were assess and fit appliances (case starts)	341	376	90.7%	69.6%	58.6%	59.2%
% of all assessments that were assess and refuse	33	376	8.8%	10.1%	15.0%	12.0%
% of all assessments that were assess and review	2	376	0.5%	20.3%	26.5%	28.8%
% of case starts with a reported IOTN of 3 and Aesthetic Component of 5 or below	0	341	N/A	0.3%	0.1%	0.1%
% of case starts with a reported IOTN of 3 and Aesthetic Component of 6 or above	39	341	11.4%	5.7%	5.5%	3.9%
% of case starts with a reported IOTN of 4	240	341	70.4%	72.1%	78.6%	77.6%
% of case starts with a reported IOTN of 5	62	341	18.2%	15.8%	13.8%	16.7 %
% of concluded courses in receipt of dual-arch fixed appliances	286	314	91.1%	76.9%	80.1%	72.9%
% of concluded courses where treatment was abandoned or discontinued	21	314	6.7%	5.2%	5.7%	8.7%
% of patients satisfied with the treatment they have received	3	3	100.0%	92.6%	94.6%	95.7%

\* Figures in italics indicate that the base number is less than 100.

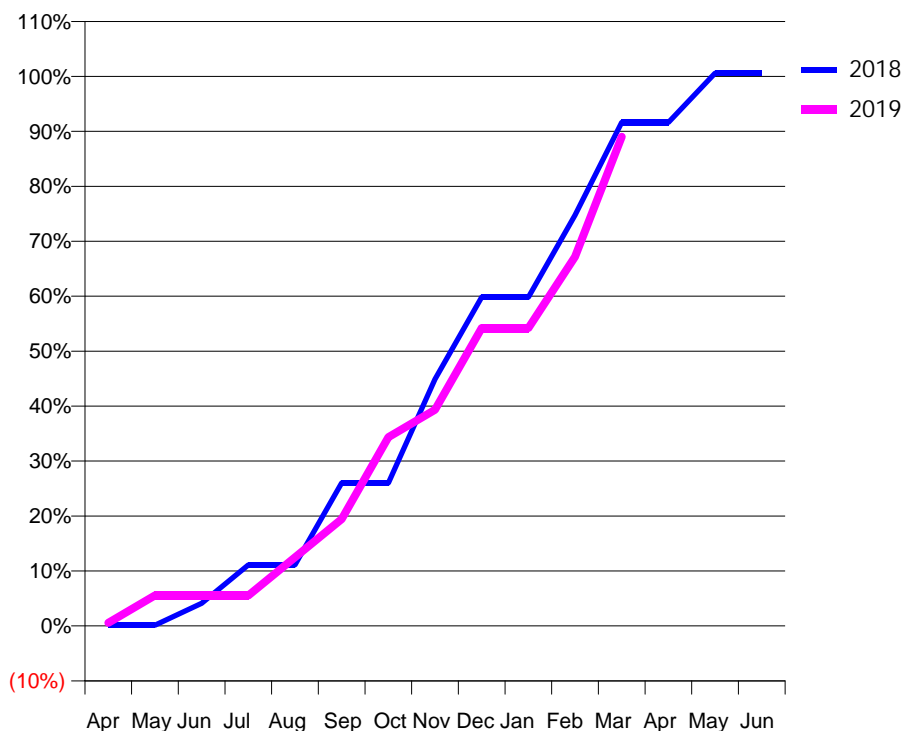
### Q62 - Vital Signs Orthodontic At a Glance Contract Report for 754382/0001 - March 2019

Name or company name	MISS M MOKHBER	18/19 Contracted general activity (UDA)	0
Contract type name	PDS Contract	Carry forward general activity (UDA)	0
Purpose of contract	Orthodontic	18/19 Contracted orthodontic activity (UOA)	2,113
Contract start date	01/04/2006	Carry forward orthodontic activity (UOA)	-12
Contract end date	30/06/2019	Baseline contract value	£140,885.24

ACCESS	Contract	England and Wales
24 month ratio of assessments to patient IDs	1.00	1.08

ACTIVITY	Contract
Contract assess and fit appliances (case starts) as a percentage of Area Team case starts	1.5 %

Cumulative percentage of contracted UOA delivered 2018 & 2019



Month	Adjusted Scheduled Activity (UOA)		
	2017	2018	2019
April	-55	3	12
May	-55	3	117
June	-55	87	117
July	173	235	117
August	279	235	264
September	428	550	411
October	605	550	726
November	873	949	831
December	1,266	1,264	1,146
January	1,266	1,264	1,146
February	1,569	1,579	1,419
March	1,695	1,936	1,881
April	2,116	1,936	
May	2,116	2,125	
June	2,116	2,125	

#### QUANTITY METRICS (rolling 12 month period)

	Contract Quantity	Contract Base Number	Contract *	Area Team	Region	England
% of all assessments that were assess and fit appliances (case starts)	98	98	100.0%	69.6%	58.6%	59.2%
% of all assessments that were assess and refuse	0	98	0.0%	10.1%	15.0%	12.0%
% of all assessments that were assess and review	0	98	0.0%	20.3%	26.5%	28.8%
% of case starts with a reported IOTN of 3 and Aesthetic Component of 5 or below	0	98	N/A	0.3%	0.1%	0.1%
% of case starts with a reported IOTN of 3 and Aesthetic Component of 6 or above	4	98	4.1%	5.7%	5.5%	3.9%
% of case starts with a reported IOTN of 4	78	98	79.6%	72.1%	78.6%	77.6%
% of case starts with a reported IOTN of 5	16	98	16.3%	15.8%	13.8%	16.7%
% of concluded courses in receipt of dual-arch fixed appliances	69	70	98.6%	76.9%	80.1%	72.9%
% of concluded courses where treatment was abandoned or discontinued	1	70	1.4%	5.2%	5.7%	8.7%
% of patients satisfied with the treatment they have received	0	0	N/A	92.6%	94.6%	95.7%

\* Figures in italics indicate that the base number is less than 100.

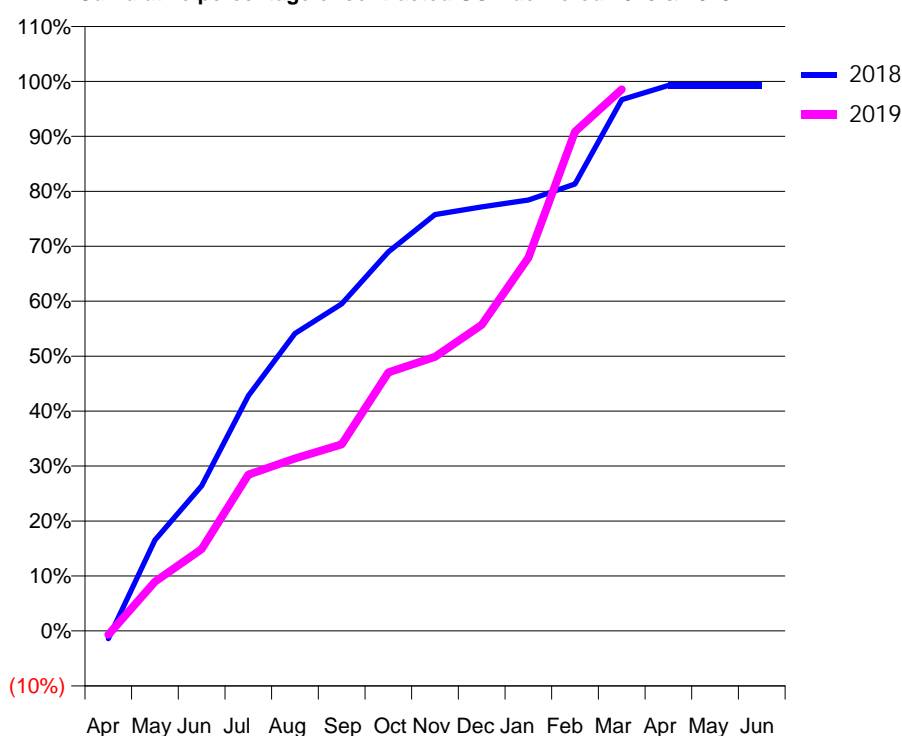
### Q62 - Vital Signs Orthodontic At a Glance Contract Report for 763950/0003 - March 2019

Name or company name	Northbridge Ortho Ltd	18/19 Contracted general activity (UDA)	0
Contract type name	PDS Contract	Carry forward general activity (UDA)	0
Purpose of contract	Orthodontic	18/19 Contracted orthodontic activity (UOA)	1,650
Contract start date	01/06/2008	Carry forward orthodontic activity (UOA)	12
Contract end date	30/06/2019	Baseline contract value	£113,341.26

ACCESS	Contract	England and Wales
24 month ratio of assessments to patient IDs	1.03	1.08

ACTIVITY	Contract
Contract assess and fit appliances (case starts) as a percentage of Area Team case starts	1.2 %

Cumulative percentage of contracted UOA delivered 2018 & 2019



Month	Adjusted Scheduled Activity (UOA)		
	2017	2018	2019
April	53	-24	-12
May	184	273	148
June	338	436	246
July	646	706	469
August	739	893	518
September	924	982	560
October	1,121	1,138	776
November	1,311	1,250	823
December	1,312	1,273	919
January	1,338	1,294	1,121
February	1,457	1,342	1,499
March	1,583	1,595	1,626
April	1,625	1,638	
May	1,625	1,638	
June	1,625	1,638	

#### QUANTITY METRICS (rolling 12 month period)

	Contract Quantity	Contract Base Number	Contract *	Area Team	Region	England
% of all assessments that were assess and fit appliances (case starts)	79	158	50.0%	69.6%	58.6%	59.2%
% of all assessments that were assess and refuse	7	158	4.4%	10.1%	15.0%	12.0%
% of all assessments that were assess and review	72	158	45.6%	20.3%	26.5%	28.8%
% of case starts with a reported IOTN of 3 and Aesthetic Component of 5 or below	1	79	1.3%	0.3%	0.1%	0.1%
% of case starts with a reported IOTN of 3 and Aesthetic Component of 6 or above	0	79	N/A	5.7%	5.5%	3.9%
% of case starts with a reported IOTN of 4	68	79	86.1%	72.1%	78.6%	77.6%
% of case starts with a reported IOTN of 5	8	79	10.1%	15.8%	13.8%	16.7%
% of concluded courses in receipt of dual-arch fixed appliances	48	65	73.8%	76.9%	80.1%	72.9%
% of concluded courses where treatment was abandoned or discontinued	7	65	10.8%	5.2%	5.7%	8.7%
% of patients satisfied with the treatment they have received	1	2	50.0%	92.6%	94.6%	95.7%

\* Figures in italics indicate that the base number is less than 100.

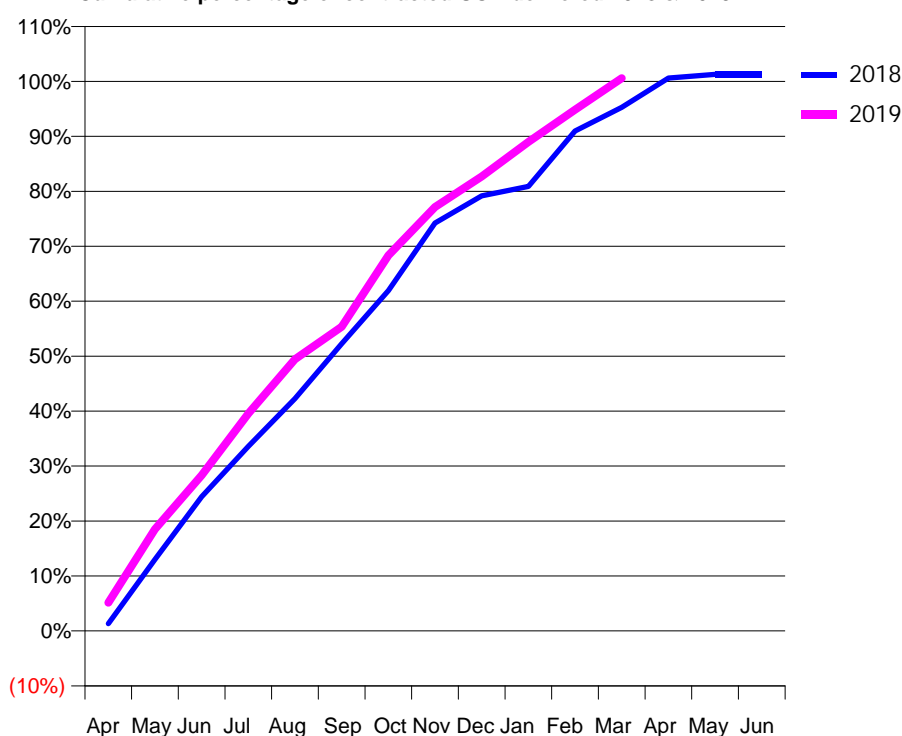
### Q62 - Vital Signs Orthodontic At a Glance Contract Report for 763950/0004 - March 2019

Name or company name	Northbridge Ortho Ltd	18/19 Contracted general activity (UDA)	0
Contract type name	PDS Contract	Carry forward general activity (UDA)	0
Purpose of contract	Orthodontic	18/19 Contracted orthodontic activity (UOA)	6,552
Contract start date	01/06/2008	Carry forward orthodontic activity (UOA)	-83
Contract end date	30/06/2019	Baseline contract value	£450,099.05

ACCESS	Contract	England and Wales
24 month ratio of assessments to patient IDs	1.07	1.08

ACTIVITY	Contract
Contract assess and fit appliances (case starts) as a percentage of Area Team case starts	4.7 %

Cumulative percentage of contracted UOA delivered 2018 & 2019



Month	Adjusted Scheduled Activity (UOA)		
	2017	2018	2019
April	147	86	336
May	719	851	1,212
June	989	1,601	1,856
July	1,769	2,201	2,592
August	2,564	2,769	3,240
September	3,002	3,424	3,626
October	3,484	4,058	4,477
November	4,403	4,863	5,053
December	5,072	5,188	5,418
January	5,156	5,300	5,830
February	5,951	5,960	6,213
March	6,509	6,242	6,590
April	6,617	6,592	
May	6,617	6,635	
June	6,617	6,635	

#### QUANTITY METRICS (rolling 12 month period)

	Contract Quantity	Contract Base Number	Contract *	Area Team	Region	England
% of all assessments that were assess and fit appliances (case starts)	320	522	61.3%	69.6%	58.6%	59.2%
% of all assessments that were assess and refuse	23	522	4.4%	10.1%	15.0%	12.0%
% of all assessments that were assess and review	179	522	34.3%	20.3%	26.5%	28.8%
% of case starts with a reported IOTN of 3 and Aesthetic Component of 5 or below	0	320	N/A	0.3%	0.1%	0.1%
% of case starts with a reported IOTN of 3 and Aesthetic Component of 6 or above	1	320	0.3%	5.7%	5.5%	3.9%
% of case starts with a reported IOTN of 4	281	320	87.8%	72.1%	78.6%	77.6%
% of case starts with a reported IOTN of 5	35	320	10.9%	15.8%	13.8%	16.7 %
% of concluded courses in receipt of dual-arch fixed appliances	209	231	90.5%	76.9%	80.1%	72.9%
% of concluded courses where treatment was abandoned or discontinued	8	231	3.5%	5.2%	5.7%	8.7%
% of patients satisfied with the treatment they have received	5	5	100.0%	92.6%	94.6%	95.7%

\* Figures in italics indicate that the base number is less than 100.

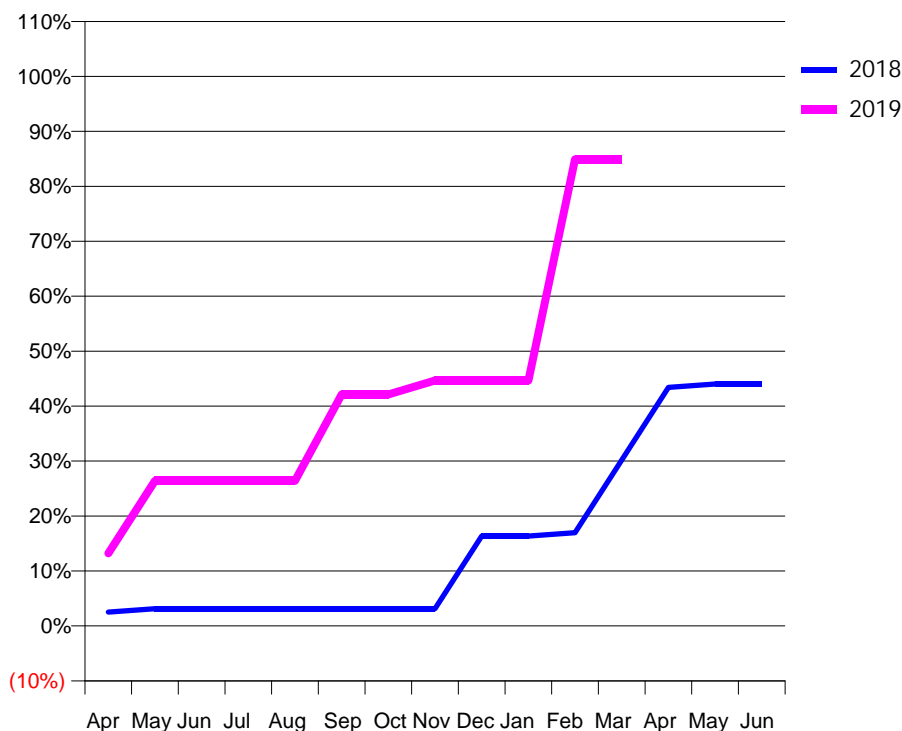
### Q62 - Vital Signs Orthodontic At a Glance Contract Report for 812196/0001 - March 2019

Name or company name	MISS JP WATKINS	18/19 Contracted general activity (UDA)	1,719
Contract type name	GDS Contract	Carry forward general activity (UDA)	0
Purpose of contract	General and Orthodontic	18/19 Contracted orthodontic activity (UOA)	159
Contract start date	01/04/2006	Carry forward orthodontic activity (UOA)	-21
Contract end date		Baseline contract value	£51,908.71

ACCESS	Contract	England and Wales
24 month ratio of assessments to patient IDs	1.00	1.08

ACTIVITY	Contract
Contract assess and fit appliances (case starts) as a percentage of Area Team case starts	0.1 %

Cumulative percentage of contracted UOA delivered 2018 & 2019



Month	Adjusted Scheduled Activity (UOA)		
	2017	2018	2019
April	-7	4	21
May	-7	5	42
June	-7	5	42
July	-7	5	42
August	-7	5	42
September	-7	5	67
October	-7	5	67
November	-7	5	71
December	-7	26	71
January	-7	26	71
February	-7	27	135
March	-7	48	135
April	-7	69	
May	-7	70	
June	-7	70	

#### QUANTITY METRICS (rolling 12 month period)

	Contract Quantity	Contract Base Number	Contract *	Area Team	Region	England
% of all assessments that were assess and fit appliances (case starts)	8	10	80.0%	69.6%	58.6%	59.2%
% of all assessments that were assess and refuse	1	10	10.0%	10.1%	15.0%	12.0%
% of all assessments that were assess and review	1	10	10.0%	20.3%	26.5%	28.8%
% of case starts with a reported IOTN of 3 and Aesthetic Component of 5 or below	0	8	N/A	0.3%	0.1%	0.1%
% of case starts with a reported IOTN of 3 and Aesthetic Component of 6 or above	0	8	N/A	5.7%	5.5%	3.9%
% of case starts with a reported IOTN of 4	8	8	100.0%	72.1%	78.6%	77.6%
% of case starts with a reported IOTN of 5	0	8	N/A	15.8%	13.8%	16.7 %
% of concluded courses in receipt of dual-arch fixed appliances	1	2	50.0%	76.9%	80.1%	72.9%
% of concluded courses where treatment was abandoned or discontinued	1	2	50.0%	5.2%	5.7%	8.7%
% of patients satisfied with the treatment they have received	0	0	N/A	92.6%	94.6%	95.7%

\* Figures in italics indicate that the base number is less than 100.

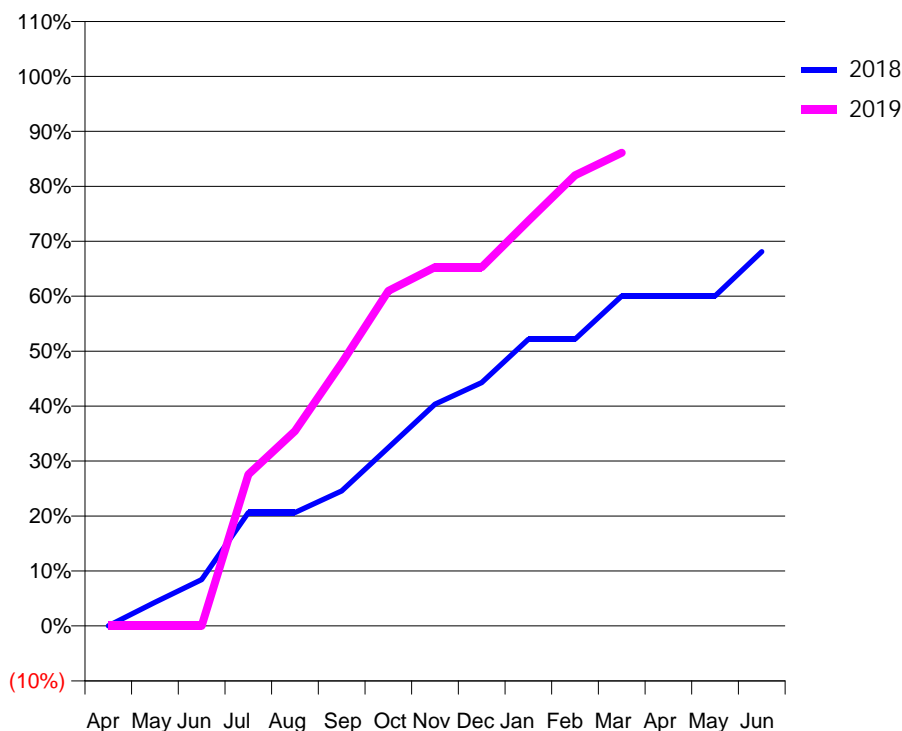
### Q62 - Vital Signs Orthodontic At a Glance Contract Report for 813923/0002 - March 2019

Name or company name	MR JS MANDAIR	18/19 Contracted general activity (UDA)	4,546
Contract type name	GDS Contract	Carry forward general activity (UDA)	0
Purpose of contract	General and Orthodontic	18/19 Contracted orthodontic activity (UOA)	533
Contract start date	01/11/2006	Carry forward orthodontic activity (UOA)	0
Contract end date		Baseline contract value	£203,057.80

ACCESS	Contract	England and Wales
24 month ratio of assessments to patient IDs	1.00	1.08

ACTIVITY	Contract
Contract assess and fit appliances (case starts) as a percentage of Area Team case starts	0.3 %

Cumulative percentage of contracted UOA delivered 2018 & 2019



Month	Adjusted Scheduled Activity (UOA)		
	2017	2018	2019
April	0	0	0
May	43	23	0
June	85	45	0
July	127	110	147
August	149	110	189
September	191	131	255
October	277	173	325
November	299	215	348
December	341	236	348
January	341	278	393
February	426	278	437
March	447	320	459
April	491	320	
May	533	320	
June	533	363	

### QUANTITY METRICS (rolling 12 month period)

	Contract Quantity	Contract Base Number	Contract *	Area Team	Region	England
% of all assessments that were assess and fit appliances (case starts)	23	42	54.8%	69.6%	58.6%	59.2%
% of all assessments that were assess and refuse	8	42	19.0%	10.1%	15.0%	12.0%
% of all assessments that were assess and review	11	42	26.2%	20.3%	26.5%	28.8%
% of case starts with a reported IOTN of 3 and Aesthetic Component of 5 or below	0	23	N/A	0.3%	0.1%	0.1%
% of case starts with a reported IOTN of 3 and Aesthetic Component of 6 or above	0	23	N/A	5.7%	5.5%	3.9%
% of case starts with a reported IOTN of 4	18	23	78.3%	72.1%	78.6%	77.6%
% of case starts with a reported IOTN of 5	4	23	17.4%	15.8%	13.8%	16.7 %
% of concluded courses in receipt of dual-arch fixed appliances	8	15	53.3%	76.9%	80.1%	72.9%
% of concluded courses where treatment was abandoned or discontinued	4	15	26.7%	5.2%	5.7%	8.7%
% of patients satisfied with the treatment they have received	1	1	100.0%	92.6%	94.6%	95.7%

\* Figures in italics indicate that the base number is less than 100.



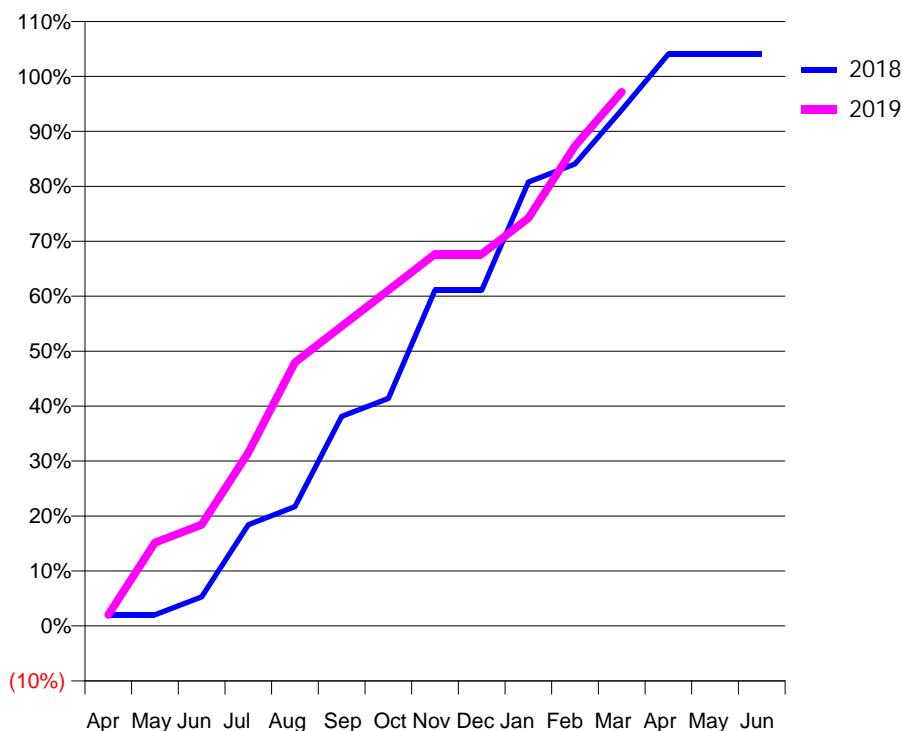
### Q62 - Vital Signs Orthodontic At a Glance Contract Report for 846791/0001 - March 2019

Name or company name	MR RM HENNEBRY	18/19 Contracted general activity (UDA)	0
Contract type name	PDS Contract	Carry forward general activity (UDA)	0
Purpose of contract	Orthodontic	18/19 Contracted orthodontic activity (UOA)	640
Contract start date	01/04/2006	Carry forward orthodontic activity (UOA)	-13
Contract end date	30/06/2019	Baseline contract value	£42,677.79

ACCESS	Contract	England and Wales
24 month ratio of assessments to patient IDs	1.00	1.08

ACTIVITY	Contract
Contract assess and fit appliances (case starts) as a percentage of Area Team case starts	0.5 %

Cumulative percentage of contracted UOA delivered 2018 & 2019



Month	Adjusted Scheduled Activity (UOA)		
	2017	2018	2019
April	13	13	13
May	35	13	97
June	35	34	118
July	57	118	202
August	57	139	307
September	162	244	349
October	309	265	391
November	393	391	433
December	414	391	433
January	519	517	475
February	519	538	559
March	648	601	622
April	671	666	
May	671	666	
June	671	666	

#### QUANTITY METRICS (rolling 12 month period)

	Contract Quantity	Contract Base Number	Contract *	Area Team	Region	England
% of all assessments that were assess and fit appliances (case starts)	32	32	100.0%	69.6%	58.6%	59.2%
% of all assessments that were assess and refuse	0	32	0.0%	10.1%	15.0%	12.0%
% of all assessments that were assess and review	0	32	0.0%	20.3%	26.5%	28.8%
% of case starts with a reported IOTN of 3 and Aesthetic Component of 5 or below	0	32	N/A	0.3%	0.1%	0.1%
% of case starts with a reported IOTN of 3 and Aesthetic Component of 6 or above	3	32	9.4%	5.7%	5.5%	3.9%
% of case starts with a reported IOTN of 4	27	32	84.4%	72.1%	78.6%	77.6%
% of case starts with a reported IOTN of 5	2	32	6.3%	15.8%	13.8%	16.7%
% of concluded courses in receipt of dual-arch fixed appliances	0	30	N/A	76.9%	80.1%	72.9%
% of concluded courses where treatment was abandoned or discontinued	1	30	3.3%	5.2%	5.7%	8.7%
% of patients satisfied with the treatment they have received	0	0	N/A	92.6%	94.6%	95.7%

\* Figures in italics indicate that the base number is less than 100.

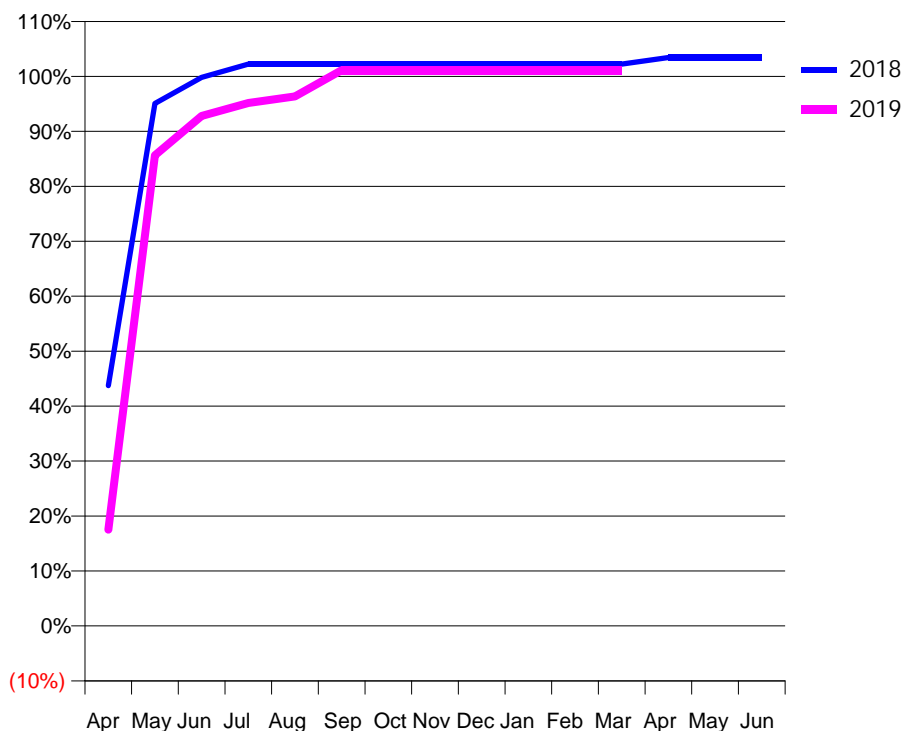
### Q62 - Vital Signs Orthodontic At a Glance Contract Report for 854859/0001 - March 2019

Name or company name	MR NN LAI	18/19 Contracted general activity (UDA)	0
Contract type name	PDS Contract	Carry forward general activity (UDA)	0
Purpose of contract	Orthodontic	18/19 Contracted orthodontic activity (UOA)	1,760
Contract start date	01/04/2006	Carry forward orthodontic activity (UOA)	-35
Contract end date	30/06/2019	Baseline contract value	£116,596.68

ACCESS	Contract	England and Wales
24 month ratio of assessments to patient IDs	1.00	1.08

ACTIVITY	Contract
Contract assess and fit appliances (case starts) as a percentage of Area Team case starts	1.2 %

Cumulative percentage of contracted UOA delivered 2018 & 2019



Month	Adjusted Scheduled Activity (UOA)		
	2017	2018	2019
April	35	770	308
May	35	1,673	1,507
June	35	1,757	1,633
July	1,736	1,799	1,675
August	1,841	1,799	1,696
September	1,841	1,799	1,780
October	1,841	1,799	1,780
November	1,841	1,799	1,780
December	1,841	1,799	1,780
January	1,841	1,799	1,780
February	1,841	1,799	1,780
March	1,841	1,799	1,780
April	1,841	1,820	
May	1,841	1,820	
June	1,841	1,820	

#### QUANTITY METRICS (rolling 12 month period)

	Contract Quantity	Contract Base Number	Contract *	Area Team	Region	England
% of all assessments that were assess and fit appliances (case starts)	84	84	100.0%	69.6%	58.6%	59.2%
% of all assessments that were assess and refuse	0	84	0.0%	10.1%	15.0%	12.0%
% of all assessments that were assess and review	0	84	0.0%	20.3%	26.5%	28.8%
% of case starts with a reported IOTN of 3 and Aesthetic Component of 5 or below	0	84	N/A	0.3%	0.1%	0.1%
% of case starts with a reported IOTN of 3 and Aesthetic Component of 6 or above	0	84	N/A	5.7%	5.5%	3.9%
% of case starts with a reported IOTN of 4	0	84	N/A	72.1%	78.6%	77.6%
% of case starts with a reported IOTN of 5	0	84	N/A	15.8%	13.8%	16.7%
% of concluded courses in receipt of dual-arch fixed appliances	1	80	1.3%	76.9%	80.1%	72.9%
% of concluded courses where treatment was abandoned or discontinued	0	80	0.0%	5.2%	5.7%	8.7%
% of patients satisfied with the treatment they have received	7	7	100.0%	92.6%	94.6%	95.7%

\* Figures in italics indicate that the base number is less than 100.

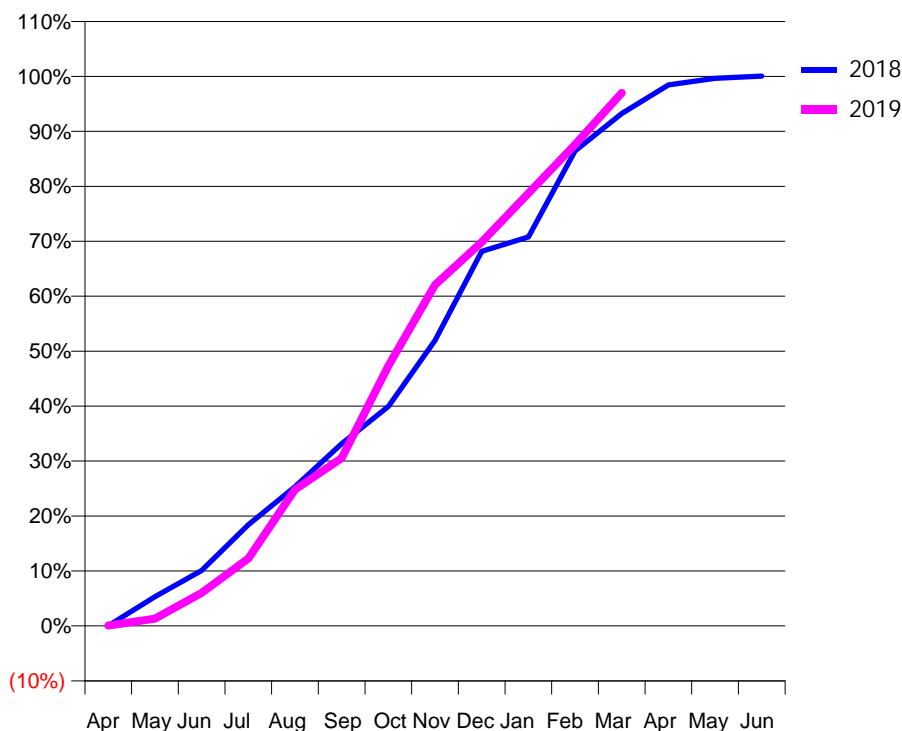
### Q62 - Vital Signs Orthodontic At a Glance Contract Report for 912387/0002 - March 2019

Name or company name	MR S KUMAR	18/19 Contracted general activity (UDA)	0
Contract type name	PDS Contract	Carry forward general activity (UDA)	0
Purpose of contract	Orthodontic	18/19 Contracted orthodontic activity (UOA)	4,026
Contract start date	01/04/2006	Carry forward orthodontic activity (UOA)	-2
Contract end date	30/06/2019	Baseline contract value	£268,470.04

ACCESS	Contract	England and Wales
24 month ratio of assessments to patient IDs	1.04	1.08

ACTIVITY	Contract
Contract assess and fit appliances (case starts) as a percentage of Area Team case starts	2.9 %

Cumulative percentage of contracted UOA delivered 2018 & 2019



Month	Adjusted Scheduled Activity (UOA)		
	2017	2018	2019
April	9	2	4
May	9	215	53
June	9	406	242
July	9	742	494
August	261	1,020	999
September	786	1,335	1,230
October	955	1,608	1,906
November	1,543	2,091	2,498
December	2,471	2,744	2,813
January	2,660	2,849	3,170
February	3,206	3,480	3,527
March	3,752	3,753	3,905
April	3,899	3,963	
May	3,933	4,012	
June	4,028	4,028	

#### QUANTITY METRICS (rolling 12 month period)

	Contract Quantity	Contract Base Number	Contract *	Area Team	Region	England
% of all assessments that were assess and fit appliances (case starts)	194	373	52.0%	69.6%	58.6%	59.2%
% of all assessments that were assess and refuse	56	373	15.0%	10.1%	15.0%	12.0%
% of all assessments that were assess and review	123	373	33.0%	20.3%	26.5%	28.8%
% of case starts with a reported IOTN of 3 and Aesthetic Component of 5 or below	1	194	0.5%	0.3%	0.1%	0.1%
% of case starts with a reported IOTN of 3 and Aesthetic Component of 6 or above	37	194	19.1%	5.7%	5.5%	3.9%
% of case starts with a reported IOTN of 4	116	194	59.8%	72.1%	78.6%	77.6%
% of case starts with a reported IOTN of 5	38	194	19.6%	15.8%	13.8%	16.7 %
% of concluded courses in receipt of dual-arch fixed appliances	131	143	91.6%	76.9%	80.1%	72.9%
% of concluded courses where treatment was abandoned or discontinued	10	143	7.0%	5.2%	5.7%	8.7%
% of patients satisfied with the treatment they have received	3	3	100.0%	92.6%	94.6%	95.7%

\* Figures in italics indicate that the base number is less than 100.

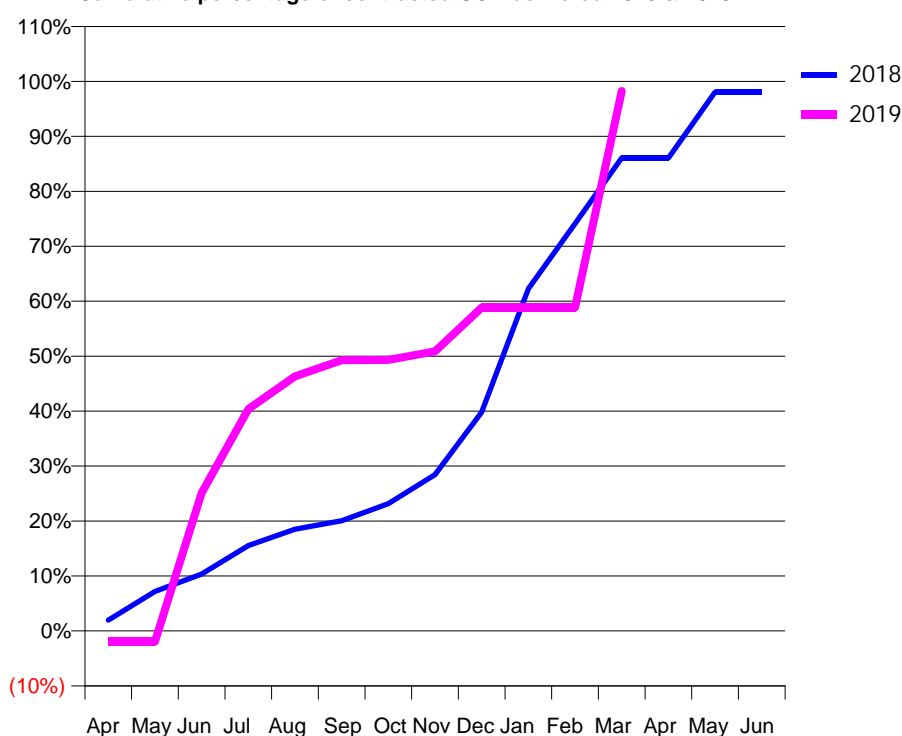
### Q62 - Vital Signs Orthodontic At a Glance Contract Report for 913073/0001 - March 2019

Name or company name	MISS SJ BURNS	18/19 Contracted general activity (UDA)	0
Contract type name	PDS Contract	Carry forward general activity (UDA)	0
Purpose of contract	Orthodontic	18/19 Contracted orthodontic activity (UOA)	1,421
Contract start date	01/04/2006	Carry forward orthodontic activity (UOA)	28
Contract end date	30/06/2019	Baseline contract value	£115,563.48

ACCESS	Contract	England and Wales
24 month ratio of assessments to patient IDs	1.16	1.08

ACTIVITY	Contract
Contract assess and fit appliances (case starts) as a percentage of Area Team case starts	1.1 %

Cumulative percentage of contracted UOA delivered 2018 & 2019



Month	Adjusted Scheduled Activity (UOA)		
	2017	2018	2019
April	23	28	-28
May	49	102	-28
June	85	147	357
July	296	221	574
August	340	263	658
September	510	285	700
October	611	329	701
November	675	404	723
December	697	566	836
January	743	885	836
February	914	1,053	836
March	1,250	1,223	1,396
April	1,314	1,223	
May	1,462	1,393	
June	1,462	1,393	

#### QUANTITY METRICS (rolling 12 month period)

	Contract Quantity	Contract Base Number	Contract *	Area Team	Region	England
% of all assessments that were assess and fit appliances (case starts)	76	112	67.9%	69.6%	58.6%	59.2%
% of all assessments that were assess and refuse	5	112	4.5%	10.1%	15.0%	12.0%
% of all assessments that were assess and review	31	112	27.7%	20.3%	26.5%	28.8%
% of case starts with a reported IOTN of 3 and Aesthetic Component of 5 or below	0	76	<i>N/A</i>	0.3%	0.1%	0.1%
% of case starts with a reported IOTN of 3 and Aesthetic Component of 6 or above	18	76	23.7%	5.7%	5.5%	3.9%
% of case starts with a reported IOTN of 4	48	76	63.2%	72.1%	78.6%	77.6%
% of case starts with a reported IOTN of 5	7	76	9.2%	15.8%	13.8%	16.7%
% of concluded courses in receipt of dual-arch fixed appliances	0	43	<i>N/A</i>	76.9%	80.1%	72.9%
% of concluded courses where treatment was abandoned or discontinued	14	43	32.6%	5.2%	5.7%	8.7%
% of patients satisfied with the treatment they have received	1	1	100.0%	92.6%	94.6%	95.7%

\* Figures in italics indicate that the base number is less than 100.

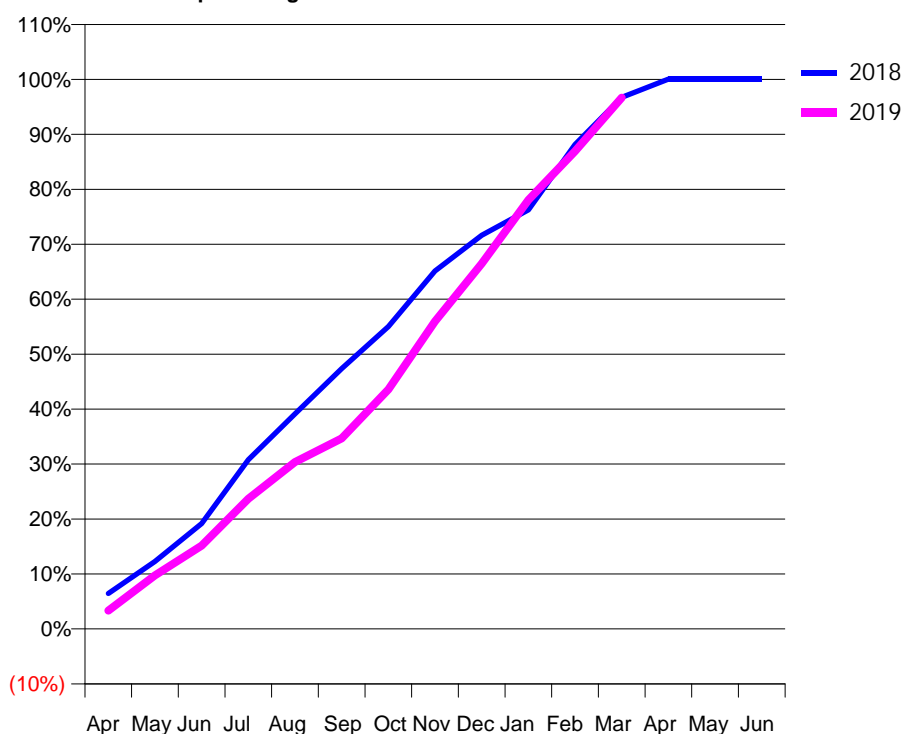
### Q62 - Vital Signs Orthodontic At a Glance Contract Report for 919284/0001 - March 2019

Name or company name	MR M ALIMADADIAN	18/19 Contracted general activity (UDA)	0
Contract type name	PDS Contract	Carry forward general activity (UDA)	0
Purpose of contract	Orthodontic	18/19 Contracted orthodontic activity (UOA)	24,911
Contract start date	01/04/2006	Carry forward orthodontic activity (UOA)	-9
Contract end date	30/06/2019	Baseline contract value	£1,661,246.66

ACCESS	Contract	England and Wales
24 month ratio of assessments to patient IDs	1.00	1.08

ACTIVITY	Contract
Contract assess and fit appliances (case starts) as a percentage of Area Team case starts	17.5 %

Cumulative percentage of contracted UOA delivered 2018 & 2019



Month	Adjusted Scheduled Activity (UOA)		
	2017	2018	2019
April	589	1,611	829
May	2,501	3,061	2,425
June	4,402	4,776	3,775
July	7,466	7,675	5,901
August	8,988	9,748	7,564
September	11,312	11,802	8,636
October	13,823	13,708	10,853
November	16,976	16,228	13,935
December	19,346	17,843	16,559
January	20,711	18,998	19,445
February	23,151	21,959	21,653
March	24,898	24,101	24,083
April	24,940	24,920	
May	24,898	24,920	
June	24,921	24,920	

#### QUANTITY METRICS (rolling 12 month period)

	Contract Quantity	Contract Base Number	Contract *	Area Team	Region	England
% of all assessments that were assess and fit appliances (case starts)	1,183	1,382	85.6%	69.6%	58.6%	59.2%
% of all assessments that were assess and refuse	140	1,382	10.1%	10.1%	15.0%	12.0%
% of all assessments that were assess and review	59	1,382	4.3%	20.3%	26.5%	28.8%
% of case starts with a reported IOTN of 3 and Aesthetic Component of 5 or below	5	1,183	0.4%	0.3%	0.1%	0.1%
% of case starts with a reported IOTN of 3 and Aesthetic Component of 6 or above	53	1,183	4.5%	5.7%	5.5%	3.9%
% of case starts with a reported IOTN of 4	895	1,183	75.7%	72.1%	78.6%	77.6%
% of case starts with a reported IOTN of 5	203	1,183	17.2%	15.8%	13.8%	16.7 %
% of concluded courses in receipt of dual-arch fixed appliances	1,098	1,167	94.1%	76.9%	80.1%	72.9%
% of concluded courses where treatment was abandoned or discontinued	48	1,167	4.1%	5.2%	5.7%	8.7%
% of patients satisfied with the treatment they have received	11	12	91.7%	92.6%	94.6%	95.7%

\* Figures in italics indicate that the base number is less than 100.

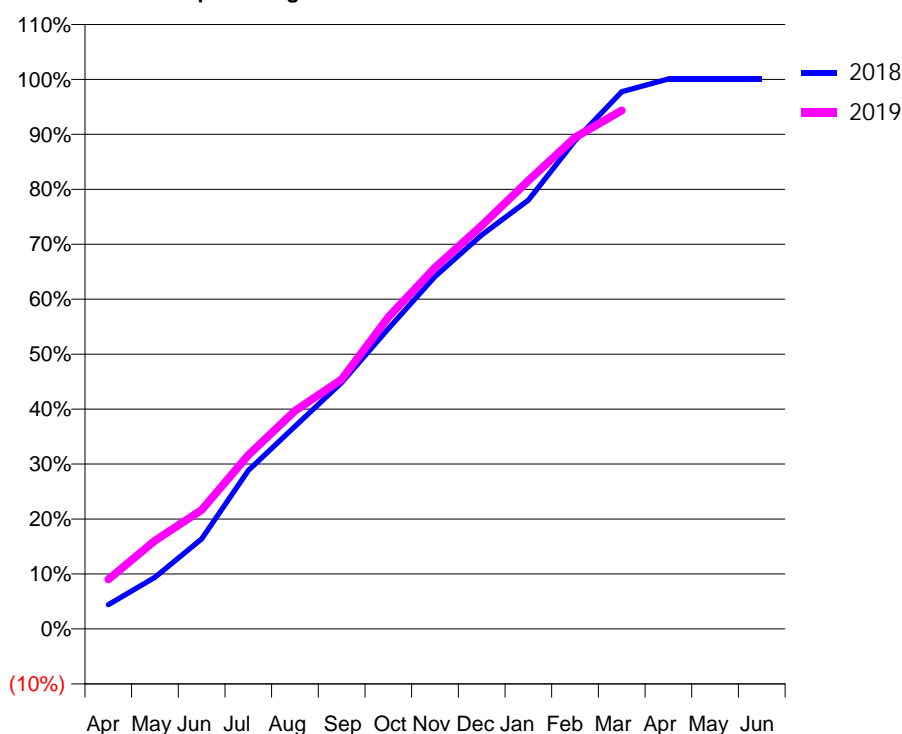
### Q62 - Vital Signs Orthodontic At a Glance Contract Report for 919284/0002 - March 2019

Name or company name	MR M ALIMADADIAN	18/19 Contracted general activity (UDA)	0
Contract type name	PDS Contract	Carry forward general activity (UDA)	0
Purpose of contract	General and Orthodontic	18/19 Contracted orthodontic activity (UOA)	16,948
Contract start date	01/04/2006	Carry forward orthodontic activity (UOA)	-17
Contract end date	30/06/2019	Baseline contract value	£1,153,484.06

ACCESS	Contract	England and Wales
24 month ratio of assessments to patient IDs	1.00	1.08

ACTIVITY	Contract
Contract assess and fit appliances (case starts) as a percentage of Area Team case starts	11.6 %

Cumulative percentage of contracted UOA delivered 2018 & 2019



Month	Adjusted Scheduled Activity (UOA)		
	2017	2018	2019
April	392	747	1,529
May	1,816	1,593	2,721
June	2,890	2,778	3,670
July	4,765	4,888	5,360
August	5,958	6,246	6,725
September	7,618	7,598	7,698
October	10,194	9,262	9,616
November	11,899	10,868	11,143
December	13,374	12,149	12,438
January	14,058	13,226	13,825
February	15,531	15,053	15,153
March	16,763	16,565	15,987
April	16,994	16,965	
May	16,973	16,965	
June	16,973	16,965	

#### QUANTITY METRICS (rolling 12 month period)

	Contract Quantity	Contract Base Number	Contract *	Area Team	Region	England
% of all assessments that were assess and fit appliances (case starts)	784	947	82.8%	69.6%	58.6%	59.2%
% of all assessments that were assess and refuse	148	947	15.6%	10.1%	15.0%	12.0%
% of all assessments that were assess and review	15	947	1.6%	20.3%	26.5%	28.8%
% of case starts with a reported IOTN of 3 and Aesthetic Component of 5 or below	4	784	0.5%	0.3%	0.1%	0.1%
% of case starts with a reported IOTN of 3 and Aesthetic Component of 6 or above	63	784	8.0%	5.7%	5.5%	3.9%
% of case starts with a reported IOTN of 4	576	784	73.5%	72.1%	78.6%	77.6%
% of case starts with a reported IOTN of 5	125	784	15.9%	15.8%	13.8%	16.7 %
% of concluded courses in receipt of dual-arch fixed appliances	664	726	91.5%	76.9%	80.1%	72.9%
% of concluded courses where treatment was abandoned or discontinued	43	726	5.9%	5.2%	5.7%	8.7%
% of patients satisfied with the treatment they have received	14	14	100.0%	92.6%	94.6%	95.7%

\* Figures in italics indicate that the base number is less than 100.

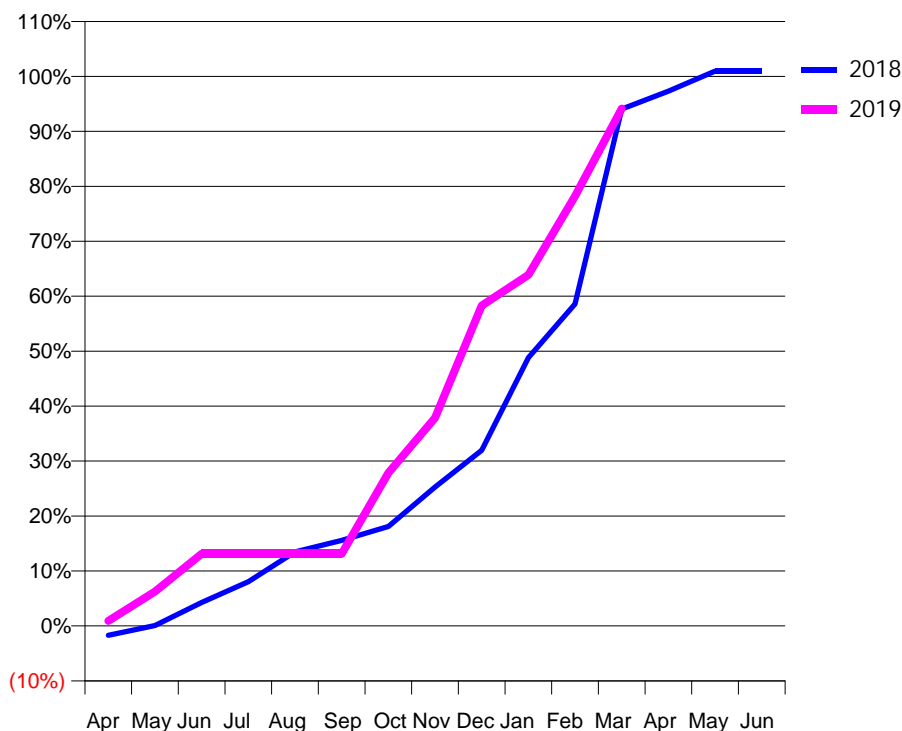
### Q62 - Vital Signs Orthodontic At a Glance Contract Report for 925152/0003 - March 2019

Name or company name	MR GP MANCINI	18/19 Contracted general activity (UDA)	0
Contract type name	PDS Contract	Carry forward general activity (UDA)	0
Purpose of contract	Orthodontic	18/19 Contracted orthodontic activity (UOA)	4,146
Contract start date	01/04/2006	Carry forward orthodontic activity (UOA)	-39
Contract end date	30/06/2019	Baseline contract value	£276,491.50

ACCESS	Contract	England and Wales
24 month ratio of assessments to patient IDs	1.03	1.08

ACTIVITY	Contract
Contract assess and fit appliances (case starts) as a percentage of Area Team case starts	3.0 %

Cumulative percentage of contracted UOA delivered 2018 & 2019



Month	Adjusted Scheduled Activity (UOA)		
	2017	2018	2019
April	-4	-71	39
May	127	4	259
June	127	178	544
July	730	335	544
August	773	559	544
September	1,195	645	544
October	1,454	751	1,156
November	1,744	1,048	1,569
December	2,044	1,326	2,416
January	2,044	2,025	2,649
February	2,784	2,428	3,242
March	3,327	3,899	3,903
April	4,012	4,034	
May	4,075	4,185	
June	4,075	4,185	

#### QUANTITY METRICS (rolling 12 month period)

	Contract Quantity	Contract Base Number	Contract *	Area Team	Region	England
% of all assessments that were assess and fit appliances (case starts)	202	277	72.9%	69.6%	58.6%	59.2%
% of all assessments that were assess and refuse	15	277	5.4%	10.1%	15.0%	12.0%
% of all assessments that were assess and review	60	277	21.7%	20.3%	26.5%	28.8%
% of case starts with a reported IOTN of 3 and Aesthetic Component of 5 or below	1	202	0.5%	0.3%	0.1%	0.1%
% of case starts with a reported IOTN of 3 and Aesthetic Component of 6 or above	9	202	4.5%	5.7%	5.5%	3.9%
% of case starts with a reported IOTN of 4	153	202	75.7%	72.1%	78.6%	77.6%
% of case starts with a reported IOTN of 5	37	202	18.3%	15.8%	13.8%	16.7 %
% of concluded courses in receipt of dual-arch fixed appliances	0	152	N/A	76.9%	80.1%	72.9%
% of concluded courses where treatment was abandoned or discontinued	2	152	1.3%	5.2%	5.7%	8.7%
% of patients satisfied with the treatment they have received	4	4	100.0%	92.6%	94.6%	95.7%

\* Figures in italics indicate that the base number is less than 100.

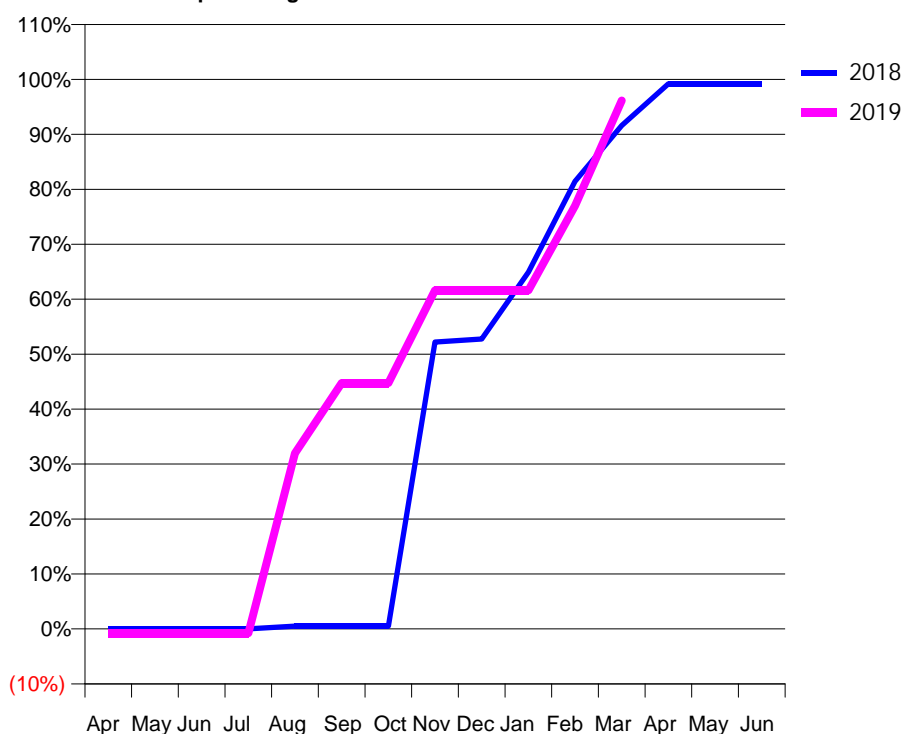
### Q62 - Vital Signs Orthodontic At a Glance Contract Report for 925152/0005 - March 2019

Name or company name	MR GP MANCINI	18/19 Contracted general activity (UDA)	0
Contract type name	PDS Contract	Carry forward general activity (UDA)	0
Purpose of contract	Orthodontic	18/19 Contracted orthodontic activity (UOA)	4,140
Contract start date	01/04/2006	Carry forward orthodontic activity (UOA)	33
Contract end date	30/06/2019	Baseline contract value	£276,064.73

ACCESS	Contract	England and Wales
24 month ratio of assessments to patient IDs	1.05	1.08

ACTIVITY	Contract
Contract assess and fit appliances (case starts) as a percentage of Area Team case starts	3.0 %

Cumulative percentage of contracted UOA delivered 2018 & 2019



Month	Adjusted Scheduled Activity (UOA)		
	2017	2018	2019
April	-93	-1	-33
May	-9	-1	-33
June	12	-1	-33
July	358	-1	-33
August	1,039	22	1,324
September	1,251	22	1,853
October	2,266	22	1,853
November	2,266	2,162	2,550
December	2,267	2,184	2,550
January	3,640	2,688	2,550
February	3,682	3,371	3,187
March	4,139	3,792	3,981
April	4,139	4,107	
May	4,139	4,107	
June	4,139	4,107	

#### QUANTITY METRICS (rolling 12 month period)

	Contract Quantity	Contract Base Number	Contract *	Area Team	Region	England
% of all assessments that were assess and fit appliances (case starts)	204	334	61.1%	69.6%	58.6%	59.2%
% of all assessments that were assess and refuse	30	334	9.0%	10.1%	15.0%	12.0%
% of all assessments that were assess and review	100	334	29.9%	20.3%	26.5%	28.8%
% of case starts with a reported IOTN of 3 and Aesthetic Component of 5 or below	0	204	N/A	0.3%	0.1%	0.1%
% of case starts with a reported IOTN of 3 and Aesthetic Component of 6 or above	8	204	3.9%	5.7%	5.5%	3.9%
% of case starts with a reported IOTN of 4	146	204	71.6%	72.1%	78.6%	77.6%
% of case starts with a reported IOTN of 5	50	204	24.5%	15.8%	13.8%	16.7 %
% of concluded courses in receipt of dual-arch fixed appliances	111	119	93.3%	76.9%	80.1%	72.9%
% of concluded courses where treatment was abandoned or discontinued	3	119	2.5%	5.2%	5.7%	8.7%
% of patients satisfied with the treatment they have received	1	1	100.0%	92.6%	94.6%	95.7%

\* Figures in italics indicate that the base number is less than 100.



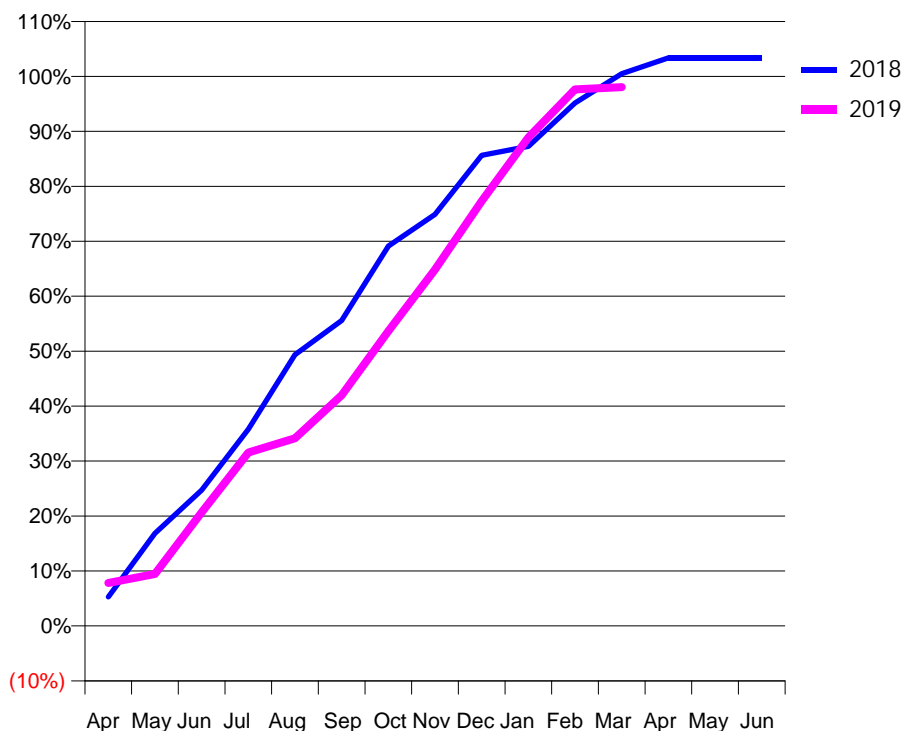
### Q62 - Vital Signs Orthodontic At a Glance Contract Report for 959847/0001 - March 2019

Name or company name	MR AY LAM	18/19 Contracted general activity (UDA)	0
Contract type name	PDS Contract	Carry forward general activity (UDA)	0
Purpose of contract	Orthodontic	18/19 Contracted orthodontic activity (UOA)	5,116
Contract start date	01/10/2008	Carry forward orthodontic activity (UOA)	-102
Contract end date	30/06/2019	Baseline contract value	£335,407.55

ACCESS	Contract	England and Wales
24 month ratio of assessments to patient IDs	1.01	1.08

ACTIVITY	Contract
Contract assess and fit appliances (case starts) as a percentage of Area Team case starts	3.6 %

Cumulative percentage of contracted UOA delivered 2018 & 2019



Month	Adjusted Scheduled Activity (UOA)		
	2017	2018	2019
April	109	270	400
May	235	862	484
June	386	1,265	1,057
July	533	1,832	1,614
August	915	2,525	1,747
September	2,011	2,844	2,147
October	2,708	3,537	2,746
November	3,569	3,831	3,318
December	4,182	4,381	3,955
January	4,623	4,465	4,548
February	4,623	4,868	4,995
March	5,274	5,141	5,016
April	5,274	5,288	
May	5,274	5,288	
June	5,274	5,288	

#### QUANTITY METRICS (rolling 12 month period)

	Contract Quantity	Contract Base Number	Contract *	Area Team	Region	England
% of all assessments that were assess and fit appliances (case starts)	241	300	80.3%	69.6%	58.6%	59.2%
% of all assessments that were assess and refuse	24	300	8.0%	10.1%	15.0%	12.0%
% of all assessments that were assess and review	35	300	11.7%	20.3%	26.5%	28.8%
% of case starts with a reported IOTN of 3 and Aesthetic Component of 5 or below	0	241	N/A	0.3%	0.1%	0.1%
% of case starts with a reported IOTN of 3 and Aesthetic Component of 6 or above	10	241	4.1%	5.7%	5.5%	3.9%
% of case starts with a reported IOTN of 4	182	241	75.5%	72.1%	78.6%	77.6%
% of case starts with a reported IOTN of 5	48	241	19.9%	15.8%	13.8%	16.7 %
% of concluded courses in receipt of dual-arch fixed appliances	215	236	91.1%	76.9%	80.1%	72.9%
% of concluded courses where treatment was abandoned or discontinued	4	236	1.7%	5.2%	5.7%	8.7%
% of patients satisfied with the treatment they have received	2	2	100.0%	92.6%	94.6%	95.7%

\* Figures in italics indicate that the base number is less than 100.

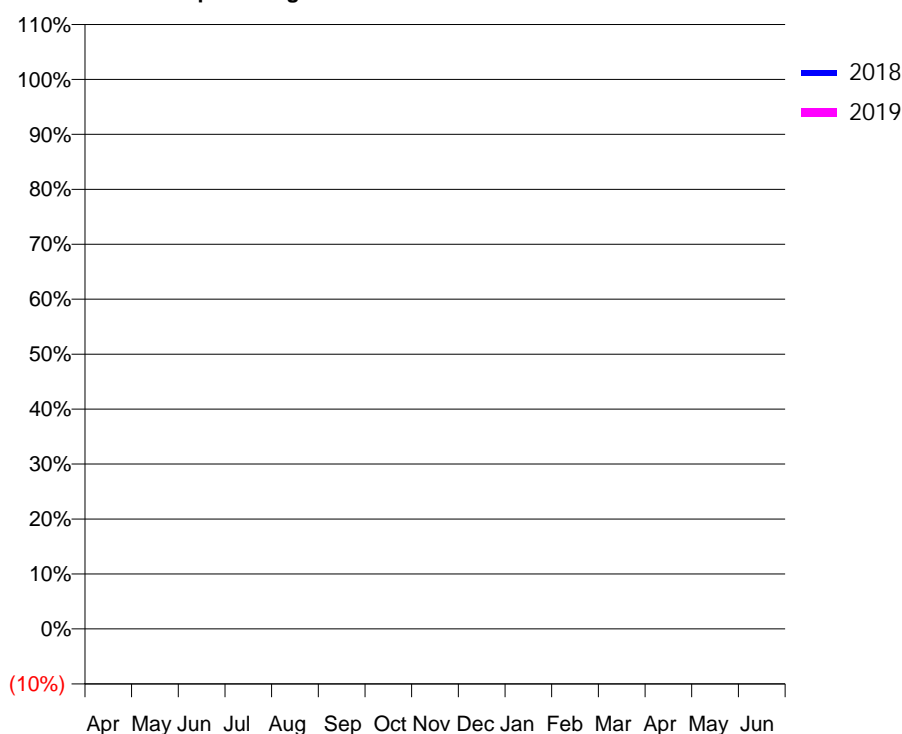
### Q63 - Vital Signs Orthodontic At a Glance Contract Report for 101435/0001 - March 2019

Name or company name	IDH Limited	18/19 Contracted general activity (UDA)	13,959
Contract type name	GDS Contract	Carry forward general activity (UDA)	0
Purpose of contract	General	18/19 Contracted orthodontic activity (UOA)	0
Contract start date	01/04/2006	Carry forward orthodontic activity (UOA)	0
Contract end date		Baseline contract value	£370,278.51

ACCESS	Contract	England and Wales
24 month ratio of assessments to patient IDs	1.00	1.08

ACTIVITY	Contract
Contract assess and fit appliances (case starts) as a percentage of Area Team case starts	0.0 %

Cumulative percentage of contracted UOA delivered 2018 & 2019



Month	Adjusted Scheduled Activity (UOA)		
	2017	2018	2019
April	0	0	0
May	0	0	0
June	0	0	0
July	0	0	0
August	0	0	1
September	0	0	1
October	0	0	1
November	0	0	1
December	0	0	1
January	0	0	1
February	0	0	1
March	0	0	1
April	0	0	
May	0	0	
June	0	0	

#### QUANTITY METRICS (rolling 12 month period)

	Contract Quantity	Contract Base Number	Contract *	Area Team	Region	England
% of all assessments that were assess and fit appliances (case starts)	0	1	0.0%	54.3%	58.6%	59.2%
% of all assessments that were assess and refuse	0	1	0.0%	13.8%	15.0%	12.0%
% of all assessments that were assess and review	1	1	100.0%	31.9%	26.5%	28.8%
% of case starts with a reported IOTN of 3 and Aesthetic Component of 5 or below	0	0	N/A	0.1%	0.1%	0.1%
% of case starts with a reported IOTN of 3 and Aesthetic Component of 6 or above	0	0	N/A	5.6%	5.5%	3.9%
% of case starts with a reported IOTN of 4	0	0	N/A	80.3%	78.6%	77.6%
% of case starts with a reported IOTN of 5	0	0	N/A	12.8%	13.8%	16.7 %
% of concluded courses in receipt of dual-arch fixed appliances	0	0	N/A	75.2%	80.1%	72.9%
% of concluded courses where treatment was abandoned or discontinued	0	0	N/A	6.1%	5.7%	8.7%
% of patients satisfied with the treatment they have received	0	0	N/A	95.5%	94.6%	95.7%

\* Figures in italics indicate that the base number is less than 100.

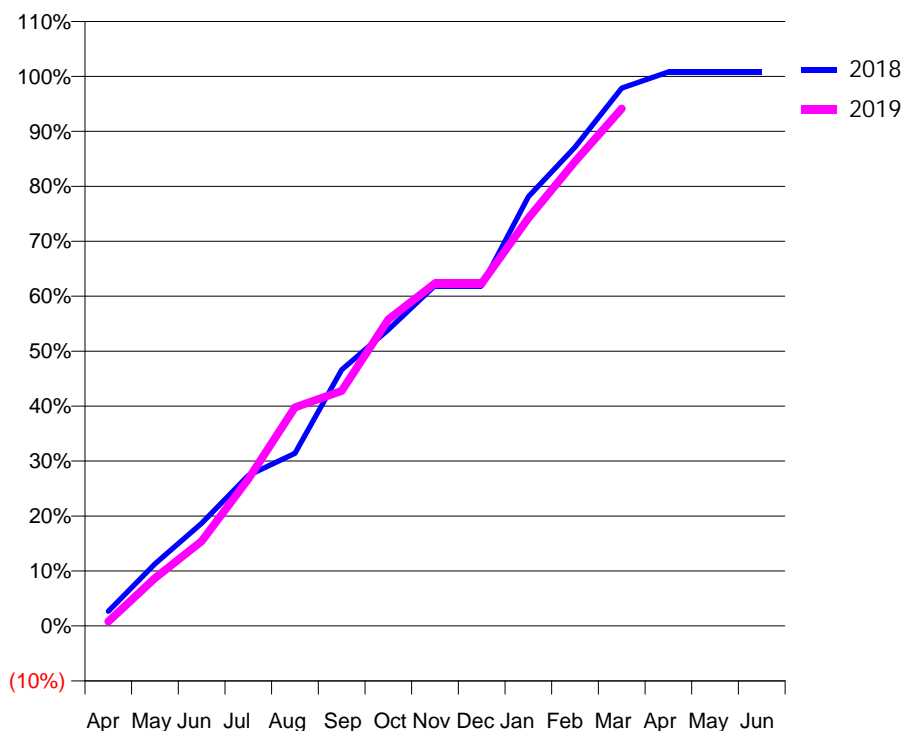
### Q63 - Vital Signs Orthodontic At a Glance Contract Report for 111732/0001 - March 2019

Name or company name	Richmond Hill Orthodontics Ltd	18/19 Contracted general activity (UDA)	0
Contract type name	PDS Contract	Carry forward general activity (UDA)	0
Purpose of contract	Orthodontic	18/19 Contracted orthodontic activity (UOA)	7,813
Contract start date	31/10/2014	Carry forward orthodontic activity (UOA)	-63
Contract end date	30/06/2019	Baseline contract value	£522,700.66

ACCESS	Contract	England and Wales
24 month ratio of assessments to patient IDs	1.00	1.08

ACTIVITY	Contract
Contract assess and fit appliances (case starts) as a percentage of Area Team case starts	3.8 %

Cumulative percentage of contracted UOA delivered 2018 & 2019



Month	Adjusted Scheduled Activity (UOA)		
	2017	2018	2019
April	38	210	63
May	1,410	882	680
June	1,741	1,459	1,205
July	2,141	2,139	2,091
August	2,975	2,454	3,107
September	4,069	3,642	3,342
October	4,376	4,213	4,358
November	4,724	4,838	4,870
December	5,535	4,838	4,870
January	6,488	6,104	5,798
February	6,488	6,805	6,600
March	7,575	7,645	7,356
April	7,851	7,876	
May	7,851	7,876	
June	7,851	7,876	

#### QUANTITY METRICS (rolling 12 month period)

	Contract Quantity	Contract Base Number	Contract *	Area Team	Region	England
% of all assessments that were assess and fit appliances (case starts)	368	368	100.0%	54.3%	58.6%	59.2%
% of all assessments that were assess and refuse	0	368	0.0%	13.8%	15.0%	12.0%
% of all assessments that were assess and review	0	368	0.0%	31.9%	26.5%	28.8%
% of case starts with a reported IOTN of 3 and Aesthetic Component of 5 or below	0	368	N/A	0.1%	0.1%	0.1%
% of case starts with a reported IOTN of 3 and Aesthetic Component of 6 or above	11	368	3.0%	5.6%	5.5%	3.9%
% of case starts with a reported IOTN of 4	317	368	86.1%	80.3%	78.6%	77.6%
% of case starts with a reported IOTN of 5	39	368	10.6%	12.8%	13.8%	16.7 %
% of concluded courses in receipt of dual-arch fixed appliances	0	321	N/A	75.2%	80.1%	72.9%
% of concluded courses where treatment was abandoned or discontinued	9	321	2.8%	6.1%	5.7%	8.7%
% of patients satisfied with the treatment they have received	10	12	83.3%	95.5%	94.6%	95.7%

\* Figures in italics indicate that the base number is less than 100.

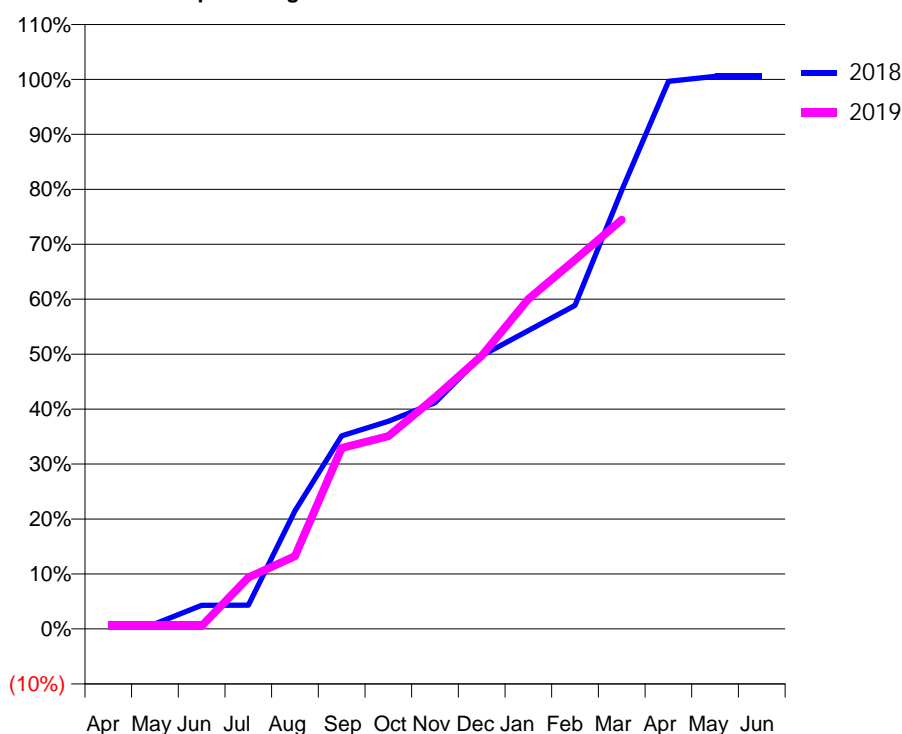
### Q63 - Vital Signs Orthodontic At a Glance Contract Report for 115681/0002 - March 2019

Name or company name	Bateman, Knight & McConnell	18/19 Contracted general activity (UDA)	0
Contract type name	PDS Contract	Carry forward general activity (UDA)	0
Purpose of contract	Orthodontic	18/19 Contracted orthodontic activity (UOA)	3,638
Contract start date	01/04/2011	Carry forward orthodontic activity (UOA)	-20
Contract end date	30/06/2019	Baseline contract value	£248,328.25

ACCESS	Contract	England and Wales
24 month ratio of assessments to patient IDs	1.06	1.08

ACTIVITY	Contract
Contract assess and fit appliances (case starts) as a percentage of Area Team case starts	1.6 %

Cumulative percentage of contracted UOA delivered 2018 & 2019



Month	Adjusted Scheduled Activity (UOA)		
	2017	2018	2019
April	-7	34	20
May	-7	34	20
June	282	157	20
July	455	158	341
August	486	782	482
September	767	1,278	1,198
October	1,197	1,375	1,276
November	1,472	1,498	1,533
December	1,834	1,810	1,808
January	2,064	1,976	2,184
February	2,206	2,143	2,444
March	2,969	2,904	2,708
April	3,516	3,625	
May	3,672	3,658	
June	3,672	3,658	

#### QUANTITY METRICS (rolling 12 month period)

	Contract Quantity	Contract Base Number	Contract *	Area Team	Region	England
% of all assessments that were assess and fit appliances (case starts)	152	401	37.9%	54.3%	58.6%	59.2%
% of all assessments that were assess and refuse	20	401	5.0%	13.8%	15.0%	12.0%
% of all assessments that were assess and review	229	401	57.1%	31.9%	26.5%	28.8%
% of case starts with a reported IOTN of 3 and Aesthetic Component of 5 or below	0	152	N/A	0.1%	0.1%	0.1%
% of case starts with a reported IOTN of 3 and Aesthetic Component of 6 or above	16	152	10.5%	5.6%	5.5%	3.9%
% of case starts with a reported IOTN of 4	107	152	70.4%	80.3%	78.6%	77.6%
% of case starts with a reported IOTN of 5	20	152	13.2%	12.8%	13.8%	16.7%
% of concluded courses in receipt of dual-arch fixed appliances	120	137	87.6%	75.2%	80.1%	72.9%
% of concluded courses where treatment was abandoned or discontinued	1	137	0.7%	6.1%	5.7%	8.7%
% of patients satisfied with the treatment they have received	1	1	100.0%	95.5%	94.6%	95.7%

\* Figures in italics indicate that the base number is less than 100.

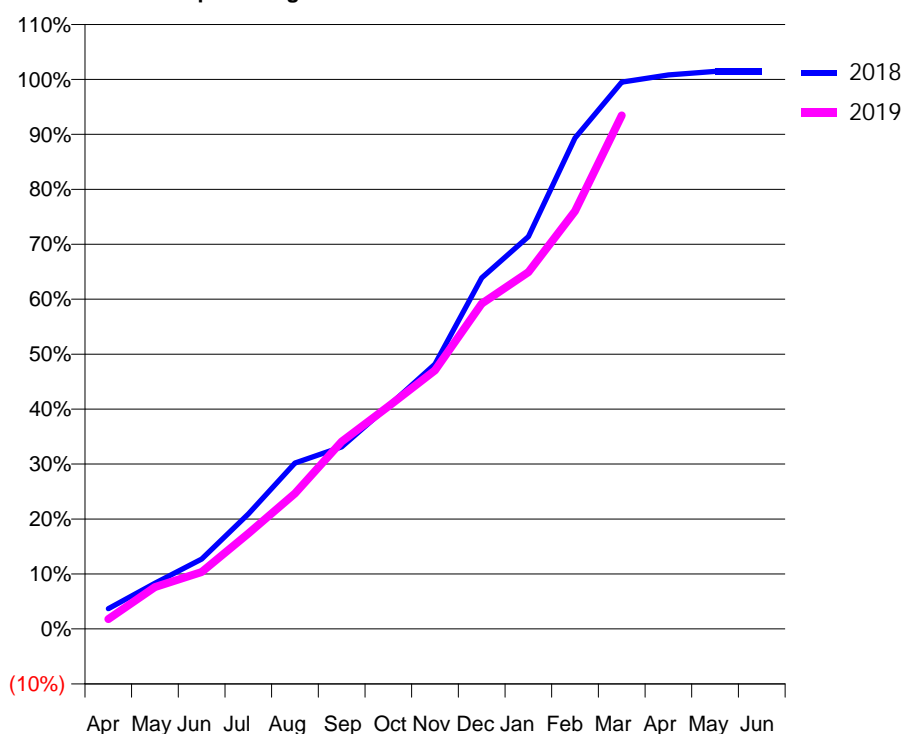
### Q63 - Vital Signs Orthodontic At a Glance Contract Report for 117323/0001 - March 2019

Name or company name	Wimbledon Orthodontic Practice	18/19 Contracted general activity (UDA)	0
Contract type name	PDS Contract	Carry forward general activity (UDA)	0
Purpose of contract	Orthodontic	18/19 Contracted orthodontic activity (UOA)	6,406
Contract start date	28/02/2008	Carry forward orthodontic activity (UOA)	-93
Contract end date	30/06/2019	Baseline contract value	£438,702.11

ACCESS	Contract	England and Wales
24 month ratio of assessments to patient IDs	1.01	1.08

ACTIVITY	Contract
Contract assess and fit appliances (case starts) as a percentage of Area Team case starts	3.0 %

Cumulative percentage of contracted UOA delivered 2018 & 2019



Month	Adjusted Scheduled Activity (UOA)		
	2017	2018	2019
April	603	235	114
May	1,803	533	489
June	3,130	814	663
July	4,016	1,341	1,112
August	4,415	1,933	1,579
September	4,774	2,122	2,183
October	4,895	2,598	2,594
November	5,153	3,087	3,014
December	5,399	4,093	3,793
January	5,603	4,573	4,159
February	6,105	5,723	4,869
March	6,620	6,373	5,985
April	6,645	6,457	
May	6,795	6,499	
June	6,795	6,499	

#### QUANTITY METRICS (rolling 12 month period)

	Contract Quantity	Contract Base Number	Contract *	Area Team	Region	England
% of all assessments that were assess and fit appliances (case starts)	293	451	65.0%	54.3%	58.6%	59.2%
% of all assessments that were assess and refuse	54	451	12.0%	13.8%	15.0%	12.0%
% of all assessments that were assess and review	104	451	23.1%	31.9%	26.5%	28.8%
% of case starts with a reported IOTN of 3 and Aesthetic Component of 5 or below	0	293	N/A	0.1%	0.1%	0.1%
% of case starts with a reported IOTN of 3 and Aesthetic Component of 6 or above	4	293	1.4%	5.6%	5.5%	3.9%
% of case starts with a reported IOTN of 4	251	293	85.7%	80.3%	78.6%	77.6%
% of case starts with a reported IOTN of 5	38	293	13.0%	12.8%	13.8%	16.7%
% of concluded courses in receipt of dual-arch fixed appliances	320	377	84.9%	75.2%	80.1%	72.9%
% of concluded courses where treatment was abandoned or discontinued	14	377	3.7%	6.1%	5.7%	8.7%
% of patients satisfied with the treatment they have received	5	5	100.0%	95.5%	94.6%	95.7%

\* Figures in italics indicate that the base number is less than 100.

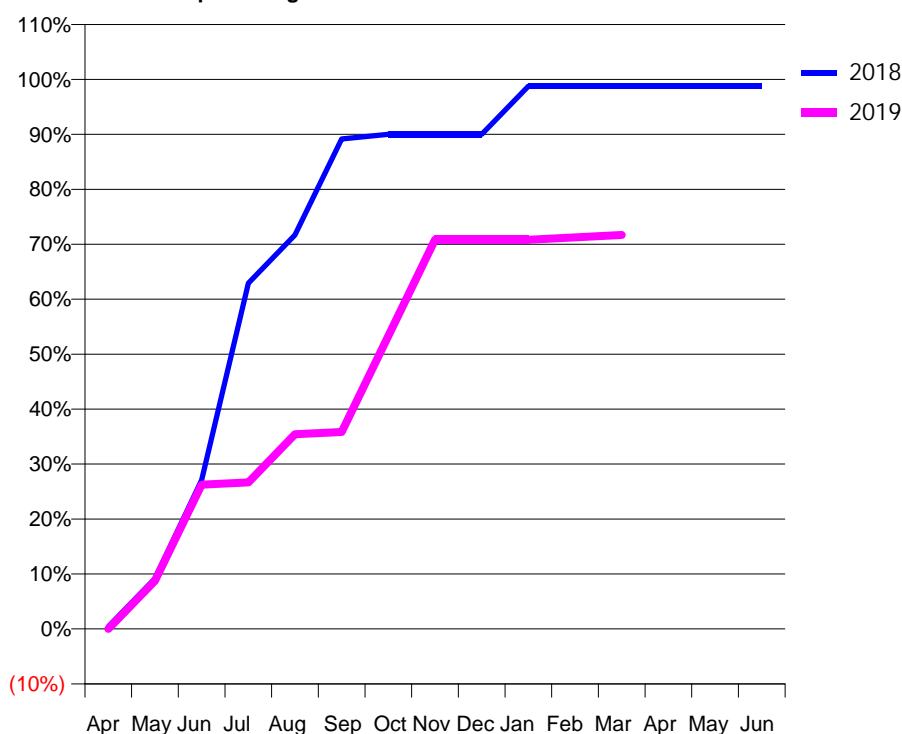
### Q63 - Vital Signs Orthodontic At a Glance Contract Report for 117471/0001 - March 2019

Name or company name	Summerstown Dental Centre Limited	18/19 Contracted general activity (UDA)	11,000
Contract type name	Pilot Contract	Carry forward general activity (UDA)	0
Purpose of contract	General and Orthodontic	18/19 Contracted orthodontic activity (UOA)	240
Contract start date	01/06/2010	Carry forward orthodontic activity (UOA)	0
Contract end date		Baseline contract value	£345,277.04

ACCESS	Contract	England and Wales
24 month ratio of assessments to patient IDs	1.00	1.08

ACTIVITY	Contract
Contract assess and fit appliances (case starts) as a percentage of Area Team case starts	0.1 %

Cumulative percentage of contracted UOA delivered 2018 & 2019



Month	Adjusted Scheduled Activity (UOA)		
	2017	2018	2019
April	-1	1	0
May	41	22	21
June	41	65	63
July	43	151	64
August	106	172	85
September	129	214	86
October	151	216	128
November	174	216	170
December	196	216	170
January	259	237	170
February	259	237	171
March	259	237	172
April	259	237	
May	259	237	
June	259	237	

#### QUANTITY METRICS (rolling 12 month period)

	Contract Quantity	Contract Base Number	Contract *	Area Team	Region	England
% of all assessments that were assess and fit appliances (case starts)	8	12	66.7%	54.3%	58.6%	59.2%
% of all assessments that were assess and refuse	0	12	0.0%	13.8%	15.0%	12.0%
% of all assessments that were assess and review	4	12	33.3%	31.9%	26.5%	28.8%
% of case starts with a reported IOTN of 3 and Aesthetic Component of 5 or below	1	8	12.5%	0.1%	0.1%	0.1%
% of case starts with a reported IOTN of 3 and Aesthetic Component of 6 or above	0	8	N/A	5.6%	5.5%	3.9%
% of case starts with a reported IOTN of 4	7	8	87.5%	80.3%	78.6%	77.6%
% of case starts with a reported IOTN of 5	0	8	N/A	12.8%	13.8%	16.7 %
% of concluded courses in receipt of dual-arch fixed appliances	0	15	N/A	75.2%	80.1%	72.9%
% of concluded courses where treatment was abandoned or discontinued	1	15	6.7%	6.1%	5.7%	8.7%
% of patients satisfied with the treatment they have received	1	1	100.0%	95.5%	94.6%	95.7%

\* Figures in italics indicate that the base number is less than 100.

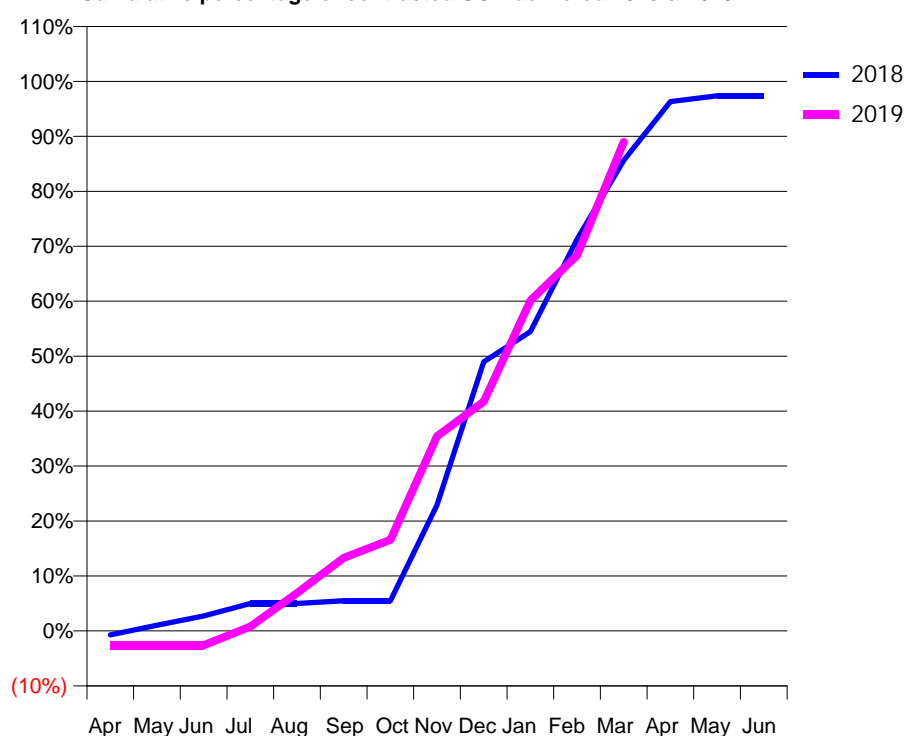
### Q63 - Vital Signs Orthodontic At a Glance Contract Report for 119644/0001 - March 2019

Name or company name	Perfect Smile Associates Limited	18/19 Contracted general activity (UDA)	15,740
Contract type name	GDS Contract	Carry forward general activity (UDA)	362
Purpose of contract	General and Orthodontic	18/19 Contracted orthodontic activity (UOA)	4,000
Contract start date	17/05/2011	Carry forward orthodontic activity (UOA)	105
Contract end date		Baseline contract value	£749,789.28

ACCESS	Contract	England and Wales
24 month ratio of assessments to patient IDs	1.11	1.08

ACTIVITY	Contract
Contract assess and fit appliances (case starts) as a percentage of Area Team case starts	2.0 %

Cumulative percentage of contracted UOA delivered 2018 & 2019



Month	Adjusted Scheduled Activity (UOA)		
	2017	2018	2019
April	14	-30	-105
May	309	41	-105
June	685	109	-105
July	959	199	33
August	1,254	199	275
September	1,254	220	531
October	1,776	220	663
November	1,776	917	1,417
December	2,485	1,959	1,669
January	3,159	2,179	2,405
February	3,280	2,850	2,734
March	3,721	3,425	3,559
April	3,968	3,853	
May	3,968	3,895	
June	3,968	3,895	

#### QUANTITY METRICS (rolling 12 month period)

	Contract Quantity	Contract Base Number	Contract *	Area Team	Region	England
% of all assessments that were assess and fit appliances (case starts)	194	391	49.6%	54.3%	58.6%	59.2%
% of all assessments that were assess and refuse	64	391	16.4%	13.8%	15.0%	12.0%
% of all assessments that were assess and review	133	391	34.0%	31.9%	26.5%	28.8%
% of case starts with a reported IOTN of 3 and Aesthetic Component of 5 or below	1	194	0.5%	0.1%	0.1%	0.1%
% of case starts with a reported IOTN of 3 and Aesthetic Component of 6 or above	4	194	2.1%	5.6%	5.5%	3.9%
% of case starts with a reported IOTN of 4	181	194	93.3%	80.3%	78.6%	77.6%
% of case starts with a reported IOTN of 5	8	194	4.1%	12.8%	13.8%	16.7 %
% of concluded courses in receipt of dual-arch fixed appliances	1	12	8.3%	75.2%	80.1%	72.9%
% of concluded courses where treatment was abandoned or discontinued	0	12	0.0%	6.1%	5.7%	8.7%
% of patients satisfied with the treatment they have received	5	5	100.0%	95.5%	94.6%	95.7%

\* Figures in italics indicate that the base number is less than 100.

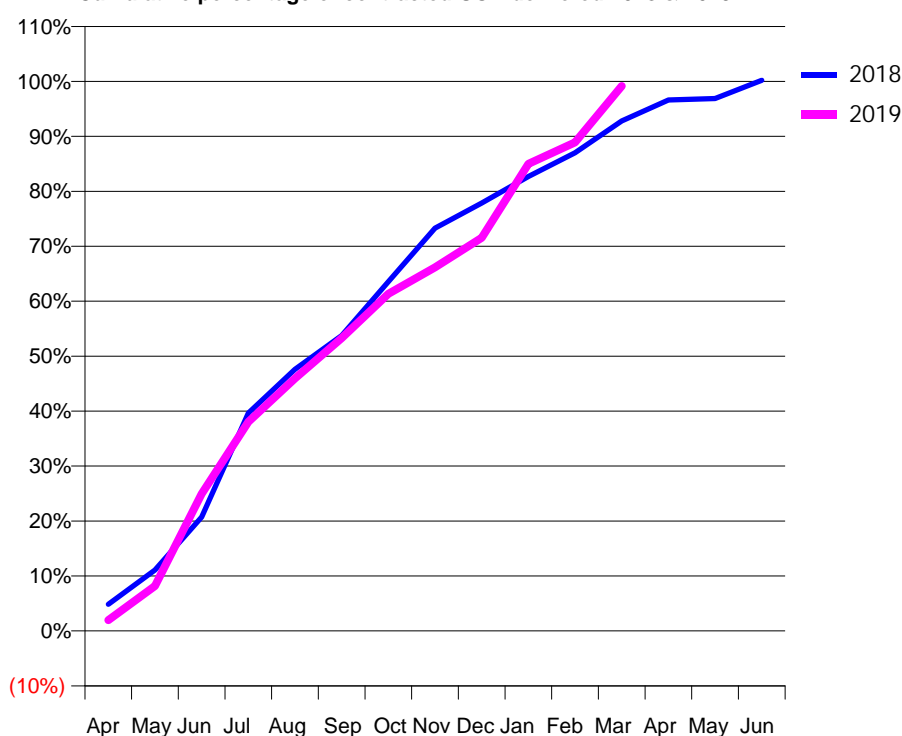
### Q63 - Vital Signs Orthodontic At a Glance Contract Report for 120820/0001 - March 2019

Name or company name	Sutton Orthodontic Practice	18/19 Contracted general activity (UDA)	0
Contract type name	PDS Contract	Carry forward general activity (UDA)	0
Purpose of contract	Orthodontic	18/19 Contracted orthodontic activity (UOA)	15,545
Contract start date	01/04/2006	Carry forward orthodontic activity (UOA)	-29
Contract end date	30/06/2019	Baseline contract value	£1,064,007.23

ACCESS	Contract	England and Wales
24 month ratio of assessments to patient IDs	1.02	1.08

ACTIVITY	Contract
Contract assess and fit appliances (case starts) as a percentage of Area Team case starts	8.1 %

Cumulative percentage of contracted UOA delivered 2018 & 2019



Month	Adjusted Scheduled Activity (UOA)		
	2017	2018	2019
April	321	755	306
May	2,481	1,723	1,270
June	4,249	3,224	3,878
July	5,917	6,163	5,912
August	7,346	7,399	7,144
September	8,333	8,354	8,282
October	9,669	9,882	9,538
November	11,398	11,394	10,286
December	12,708	12,103	11,121
January	13,899	12,853	13,211
February	14,546	13,524	13,821
March	15,639	14,423	15,412
April	15,739	15,019	
May	15,781	15,062	
June	15,802	15,574	

### QUANTITY METRICS (rolling 12 month period)

	Contract Quantity	Contract Base Number	Contract *	Area Team	Region	England
% of all assessments that were assess and fit appliances (case starts)	796	1,009	78.9%	54.3%	58.6%	59.2%
% of all assessments that were assess and refuse	82	1,009	8.1%	13.8%	15.0%	12.0%
% of all assessments that were assess and review	131	1,009	13.0%	31.9%	26.5%	28.8%
% of case starts with a reported IOTN of 3 and Aesthetic Component of 5 or below	0	796	N/A	0.1%	0.1%	0.1%
% of case starts with a reported IOTN of 3 and Aesthetic Component of 6 or above	7	796	0.9%	5.6%	5.5%	3.9%
% of case starts with a reported IOTN of 4	649	796	81.5%	80.3%	78.6%	77.6%
% of case starts with a reported IOTN of 5	138	796	17.3%	12.8%	13.8%	16.7 %
% of concluded courses in receipt of dual-arch fixed appliances	537	659	81.5%	75.2%	80.1%	72.9%
% of concluded courses where treatment was abandoned or discontinued	66	659	10.0%	6.1%	5.7%	8.7%
% of patients satisfied with the treatment they have received	11	11	100.0%	95.5%	94.6%	95.7%

\* Figures in italics indicate that the base number is less than 100.



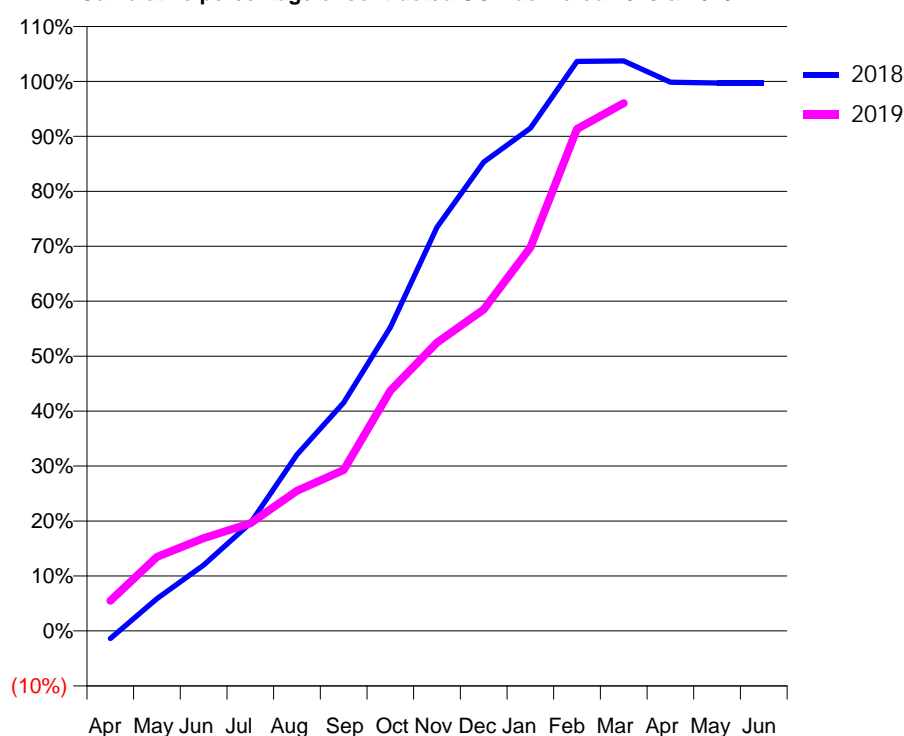
### Q63 - Vital Signs Orthodontic At a Glance Contract Report for 121401/0001 - March 2019

Name or company name	Namta Ltd	18/19 Contracted general activity (UDA)	0
Contract type name	PDS Contract	Carry forward general activity (UDA)	0
Purpose of contract	Orthodontic	18/19 Contracted orthodontic activity (UOA)	12,950
Contract start date	01/04/2011	Carry forward orthodontic activity (UOA)	40
Contract end date	30/06/2019	Baseline contract value	£864,518.06

ACCESS	Contract	England and Wales
24 month ratio of assessments to patient IDs	1.03	1.08

ACTIVITY	Contract
Contract assess and fit appliances (case starts) as a percentage of Area Team case starts	6.0 %

Cumulative percentage of contracted UOA delivered 2018 & 2019



Month	Adjusted Scheduled Activity (UOA)		
	2017	2018	2019
April	916	-180	713
May	2,157	759	1,745
June	3,296	1,551	2,186
July	4,893	2,542	2,538
August	6,082	4,155	3,302
September	7,606	5,382	3,793
October	9,126	7,157	5,663
November	9,578	9,514	6,793
December	10,180	11,047	7,574
January	10,549	11,845	9,040
February	10,920	13,420	11,829
March	11,909	13,434	12,436
April	12,748	12,931	
May	12,769	12,910	
June	12,769	12,910	

#### QUANTITY METRICS (rolling 12 month period)

	Contract Quantity	Contract Base Number	Contract *	Area Team	Region	England
% of all assessments that were assess and fit appliances (case starts)	589	850	69.3%	54.3%	58.6%	59.2%
% of all assessments that were assess and refuse	78	850	9.2%	13.8%	15.0%	12.0%
% of all assessments that were assess and review	183	850	21.5%	31.9%	26.5%	28.8%
% of case starts with a reported IOTN of 3 and Aesthetic Component of 5 or below	0	589	N/A	0.1%	0.1%	0.1%
% of case starts with a reported IOTN of 3 and Aesthetic Component of 6 or above	42	589	7.1%	5.6%	5.5%	3.9%
% of case starts with a reported IOTN of 4	479	589	81.3%	80.3%	78.6%	77.6%
% of case starts with a reported IOTN of 5	67	589	11.4%	12.8%	13.8%	16.7 %
% of concluded courses in receipt of dual-arch fixed appliances	484	540	89.6%	75.2%	80.1%	72.9%
% of concluded courses where treatment was abandoned or discontinued	35	540	6.5%	6.1%	5.7%	8.7%
% of patients satisfied with the treatment they have received	11	11	100.0%	95.5%	94.6%	95.7%

\* Figures in italics indicate that the base number is less than 100.

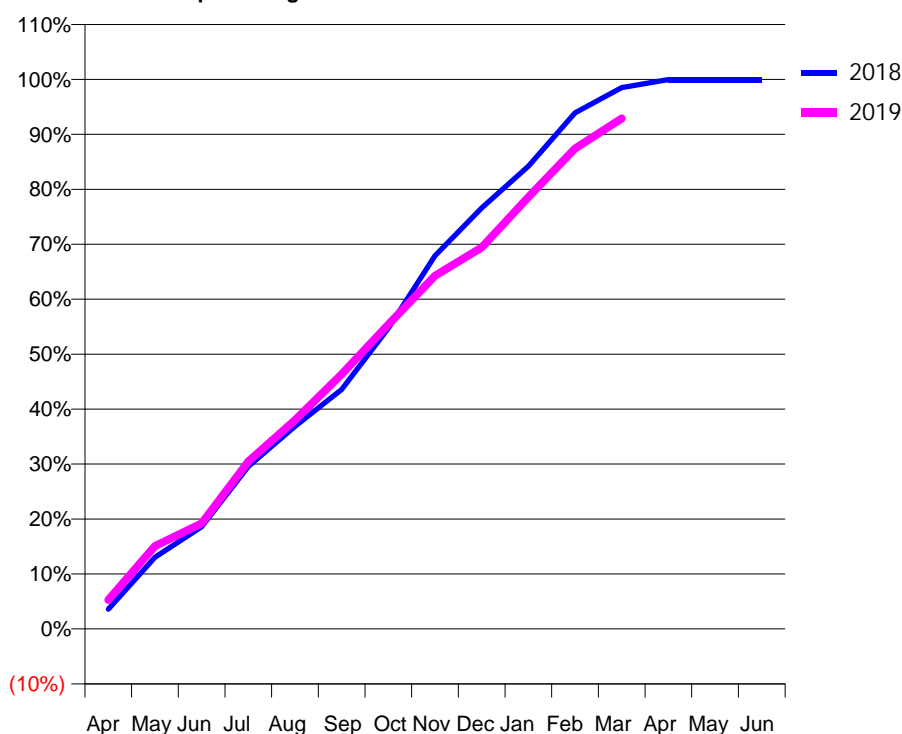
### Q63 - Vital Signs Orthodontic At a Glance Contract Report for 125423/0001 - March 2019

Name or company name	Chapel Road Orthodontics Limited	18/19 Contracted general activity (UDA)	0
Contract type name	PDS Contract	Carry forward general activity (UDA)	0
Purpose of contract	Orthodontic	18/19 Contracted orthodontic activity (UOA)	14,528
Contract start date	01/08/2009	Carry forward orthodontic activity (UOA)	5
Contract end date	30/06/2019	Baseline contract value	£1,015,339.14

ACCESS	Contract	England and Wales
24 month ratio of assessments to patient IDs	1.12	1.08

ACTIVITY	Contract
Contract assess and fit appliances (case starts) as a percentage of Area Team case starts	6.5 %

Cumulative percentage of contracted UOA delivered 2018 & 2019



Month	Adjusted Scheduled Activity (UOA)		
	2017	2018	2019
April	970	525	772
May	2,146	1,896	2,191
June	3,595	2,701	2,791
July	4,996	4,297	4,429
August	5,641	5,354	5,519
September	6,383	6,330	6,737
October	7,205	7,952	8,052
November	8,333	9,863	9,339
December	9,134	11,130	10,086
January	9,898	12,232	11,417
February	11,971	13,643	12,696
March	13,860	14,313	13,494
April	14,528	14,522	
May	14,528	14,523	
June	14,528	14,523	

#### QUANTITY METRICS (rolling 12 month period)

	Contract Quantity	Contract Base Number	Contract *	Area Team	Region	England
% of all assessments that were assess and fit appliances (case starts)	639	1,029	62.1%	54.3%	58.6%	59.2%
% of all assessments that were assess and refuse	342	1,029	33.2%	13.8%	15.0%	12.0%
% of all assessments that were assess and review	48	1,029	4.7%	31.9%	26.5%	28.8%
% of case starts with a reported IOTN of 3 and Aesthetic Component of 5 or below	0	639	N/A	0.1%	0.1%	0.1%
% of case starts with a reported IOTN of 3 and Aesthetic Component of 6 or above	40	639	6.3%	5.6%	5.5%	3.9%
% of case starts with a reported IOTN of 4	576	639	90.1%	80.3%	78.6%	77.6%
% of case starts with a reported IOTN of 5	20	639	3.1%	12.8%	13.8%	16.7 %
% of concluded courses in receipt of dual-arch fixed appliances	480	628	76.4%	75.2%	80.1%	72.9%
% of concluded courses where treatment was abandoned or discontinued	30	628	4.8%	6.1%	5.7%	8.7%
% of patients satisfied with the treatment they have received	10	10	100.0%	95.5%	94.6%	95.7%

\* Figures in italics indicate that the base number is less than 100.

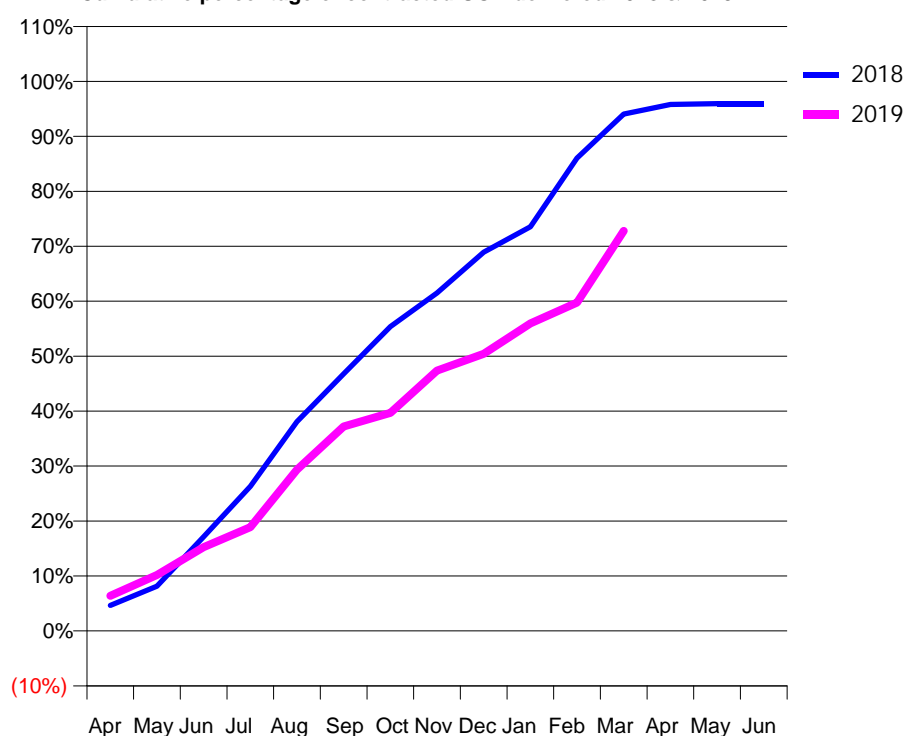
### Q63 - Vital Signs Orthodontic At a Glance Contract Report for 141097/0001 - March 2019

Name or company name	Mr DJ Mehigan & Miss AM Peel	18/19 Contracted general activity (UDA)	14,962
Contract type name	GDS Contract	Carry forward general activity (UDA)	11
Purpose of contract	General and Orthodontic	18/19 Contracted orthodontic activity (UOA)	688
Contract start date	01/11/2006	Carry forward orthodontic activity (UOA)	0
Contract end date		Baseline contract value	£383,136.60

ACCESS	Contract	England and Wales
24 month ratio of assessments to patient IDs	1.90	1.08

ACTIVITY	Contract
Contract assess and fit appliances (case starts) as a percentage of Area Team case starts	0.0 %

Cumulative percentage of contracted UOA delivered 2018 & 2019



Month	Adjusted Scheduled Activity (UOA)		
	2017	2018	2019
April	39	32	44
May	58	56	70
June	83	118	105
July	107	181	130
August	136	262	202
September	180	322	256
October	214	381	273
November	285	423	326
December	305	474	347
January	339	506	385
February	403	592	411
March	488	647	501
April	529	659	
May	529	660	
June	529	660	

#### QUANTITY METRICS (rolling 12 month period)

	Contract Quantity	Contract Base Number	Contract *	Area Team	Region	England
% of all assessments that were assess and fit appliances (case starts)	3	612	0.5%	54.3%	58.6%	59.2%
% of all assessments that were assess and refuse	6	612	1.0%	13.8%	15.0%	12.0%
% of all assessments that were assess and review	603	612	98.5%	31.9%	26.5%	28.8%
% of case starts with a reported IOTN of 3 and Aesthetic Component of 5 or below	1	3	33.3%	0.1%	0.1%	0.1%
% of case starts with a reported IOTN of 3 and Aesthetic Component of 6 or above	0	3	<i>N/A</i>	5.6%	5.5%	3.9%
% of case starts with a reported IOTN of 4	1	3	33.3%	80.3%	78.6%	77.6%
% of case starts with a reported IOTN of 5	0	3	<i>N/A</i>	12.8%	13.8%	16.7 %
% of concluded courses in receipt of dual-arch fixed appliances	2	6	33.3%	75.2%	80.1%	72.9%
% of concluded courses where treatment was abandoned or discontinued	2	6	33.3%	6.1%	5.7%	8.7%
% of patients satisfied with the treatment they have received	0	0	<i>N/A</i>	95.5%	94.6%	95.7%

\* Figures in italics indicate that the base number is less than 100.

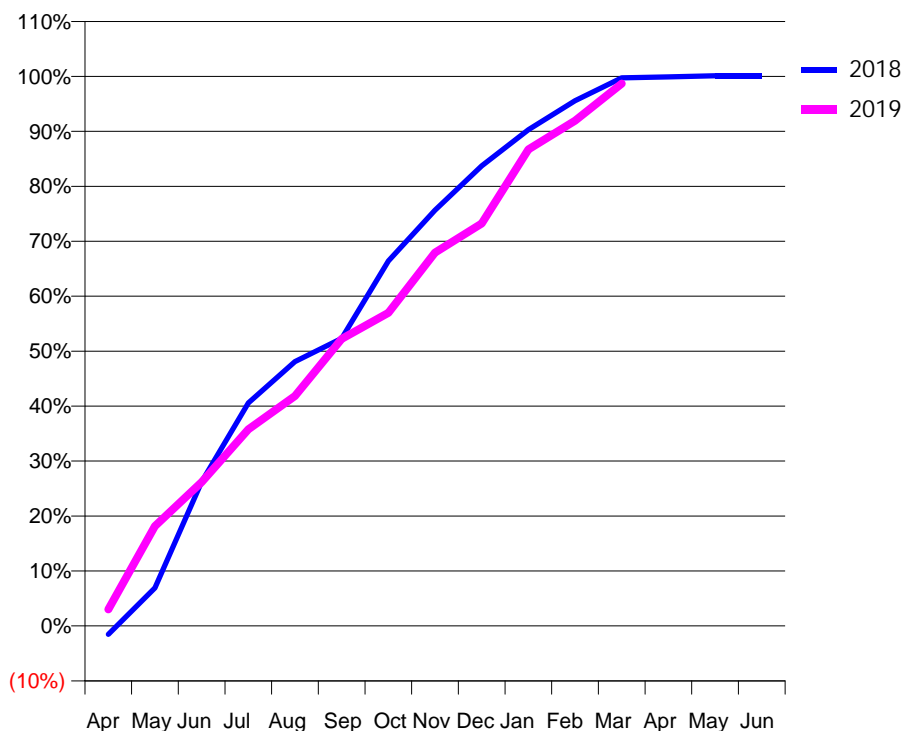
### Q63 - Vital Signs Orthodontic At a Glance Contract Report for 146498/0001 - March 2019

Name or company name	The McDonogh Practice	18/19 Contracted general activity (UDA)	0
Contract type name	PDS Contract	Carry forward general activity (UDA)	0
Purpose of contract	Orthodontic	18/19 Contracted orthodontic activity (UOA)	29,821
Contract start date	01/04/2006	Carry forward orthodontic activity (UOA)	-32
Contract end date	31/03/2028	Baseline contract value	£2,078,236.60

ACCESS	Contract	England and Wales
24 month ratio of assessments to patient IDs	1.05	1.08

ACTIVITY	Contract
Contract assess and fit appliances (case starts) as a percentage of Area Team case starts	13.9 %

Cumulative percentage of contracted UOA delivered 2018 & 2019



Month	Adjusted Scheduled Activity (UOA)		
	2017	2018	2019
April	-258	-459	898
May	4,498	2,066	5,414
June	8,671	7,819	7,805
July	12,608	12,106	10,671
August	14,098	14,343	12,482
September	17,620	15,606	15,575
October	20,616	19,800	16,997
November	22,961	22,560	20,262
December	24,348	24,961	21,833
January	25,286	26,924	25,859
February	27,182	28,503	27,414
March	28,841	29,742	29,425
April	29,275	29,787	
May	29,361	29,853	
June	29,362	29,853	

#### QUANTITY METRICS (rolling 12 month period)

	Contract Quantity	Contract Base Number	Contract *	Area Team	Region	England
% of all assessments that were assess and fit appliances (case starts)	1,360	2,951	46.1%	54.3%	58.6%	59.2%
% of all assessments that were assess and refuse	422	2,951	14.3%	13.8%	15.0%	12.0%
% of all assessments that were assess and review	1,169	2,951	39.6%	31.9%	26.5%	28.8%
% of case starts with a reported IOTN of 3 and Aesthetic Component of 5 or below	1	1,360	0.1%	0.1%	0.1%	0.1%
% of case starts with a reported IOTN of 3 and Aesthetic Component of 6 or above	77	1,360	5.7%	5.6%	5.5%	3.9%
% of case starts with a reported IOTN of 4	1,032	1,360	75.9%	80.3%	78.6%	77.6%
% of case starts with a reported IOTN of 5	239	1,360	17.6%	12.8%	13.8%	16.7 %
% of concluded courses in receipt of dual-arch fixed appliances	1,103	1,275	86.5%	75.2%	80.1%	72.9%
% of concluded courses where treatment was abandoned or discontinued	77	1,275	6.0%	6.1%	5.7%	8.7%
% of patients satisfied with the treatment they have received	20	21	95.2%	95.5%	94.6%	95.7%

\* Figures in italics indicate that the base number is less than 100.

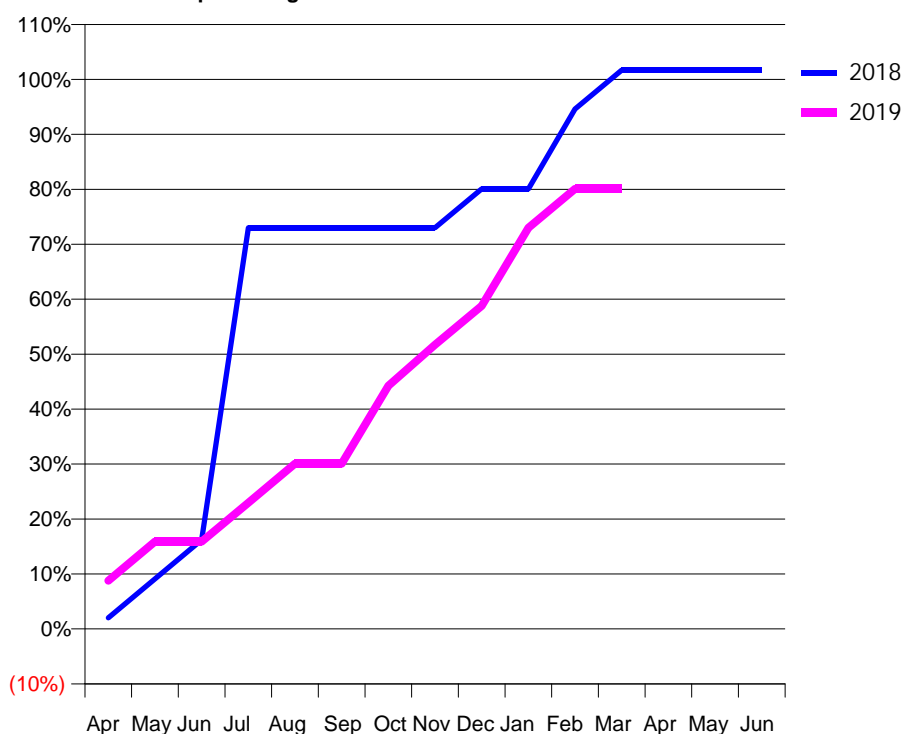
### Q63 - Vital Signs Orthodontic At a Glance Contract Report for 147060/0001 - March 2019

Name or company name	Purley Whites Dental Care	18/19 Contracted general activity (UDA)	10,278
Contract type name	GDS Contract	Carry forward general activity (UDA)	-143
Purpose of contract	General and Orthodontic	18/19 Contracted orthodontic activity (UOA)	296
Contract start date	01/04/2006	Carry forward orthodontic activity (UOA)	-5
Contract end date		Baseline contract value	£303,265.35

ACCESS	Contract	England and Wales
24 month ratio of assessments to patient IDs	1.00	1.08

ACTIVITY	Contract
Contract assess and fit appliances (case starts) as a percentage of Area Team case starts	0.1 %

Cumulative percentage of contracted UOA delivered 2018 & 2019



Month	Adjusted Scheduled Activity (UOA)		
	2017	2018	2019
April	6	6	26
May	6	27	47
June	7	48	47
July	28	216	68
August	70	216	89
September	91	216	89
October	113	216	131
November	114	216	153
December	135	237	174
January	303	237	216
February	303	280	237
March	303	301	237
April	303	301	
May	303	301	
June	303	301	

#### QUANTITY METRICS (rolling 12 month period)

	Contract Quantity	Contract Base Number	Contract *	Area Team	Region	England
% of all assessments that were assess and fit appliances (case starts)	11	12	91.7%	54.3%	58.6%	59.2%
% of all assessments that were assess and refuse	0	12	0.0%	13.8%	15.0%	12.0%
% of all assessments that were assess and review	1	12	8.3%	31.9%	26.5%	28.8%
% of case starts with a reported IOTN of 3 and Aesthetic Component of 5 or below	0	11	N/A	0.1%	0.1%	0.1%
% of case starts with a reported IOTN of 3 and Aesthetic Component of 6 or above	7	11	63.6%	5.6%	5.5%	3.9%
% of case starts with a reported IOTN of 4	4	11	36.4%	80.3%	78.6%	77.6%
% of case starts with a reported IOTN of 5	0	11	N/A	12.8%	13.8%	16.7%
% of concluded courses in receipt of dual-arch fixed appliances	9	12	75.0%	75.2%	80.1%	72.9%
% of concluded courses where treatment was abandoned or discontinued	1	12	8.3%	6.1%	5.7%	8.7%
% of patients satisfied with the treatment they have received	0	0	N/A	95.5%	94.6%	95.7%

\* Figures in italics indicate that the base number is less than 100.

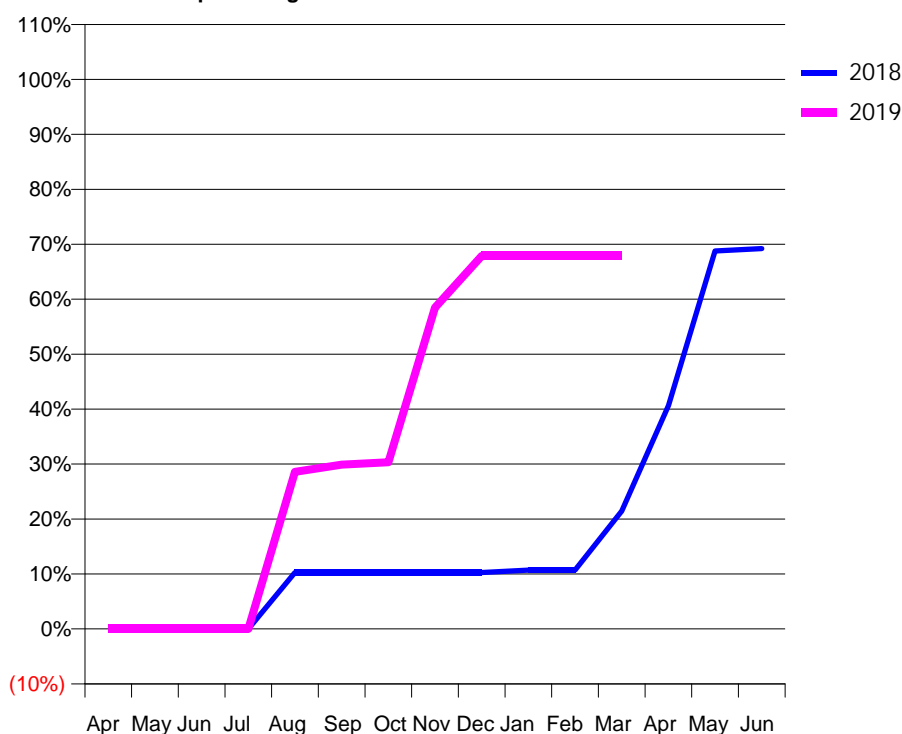
### Q63 - Vital Signs Orthodontic At a Glance Contract Report for 166634/0001 - March 2019

Name or company name	Lancaster House Dental Practice	18/19 Contracted general activity (UDA)	14,290
Contract type name	Pilot Contract	Carry forward general activity (UDA)	0
Purpose of contract	General and Orthodontic	18/19 Contracted orthodontic activity (UOA)	224
Contract start date	01/04/2006	Carry forward orthodontic activity (UOA)	0
Contract end date		Baseline contract value	£398,969.40

ACCESS	Contract	England and Wales
24 month ratio of assessments to patient IDs	1.03	1.08

ACTIVITY	Contract
Contract assess and fit appliances (case starts) as a percentage of Area Team case starts	0.1 %

Cumulative percentage of contracted UOA delivered 2018 & 2019



Month	Adjusted Scheduled Activity (UOA)		
	2017	2018	2019
April	0	0	0
May	0	0	0
June	0	0	0
July	0	0	0
August	1	23	64
September	1	23	67
October	2	23	68
November	2	23	131
December	2	23	152
January	24	24	152
February	24	24	152
March	110	48	152
April	153	91	
May	195	154	
June	195	155	

#### QUANTITY METRICS (rolling 12 month period)

	Contract Quantity	Contract Base Number	Contract *	Area Team	Region	England
% of all assessments that were assess and fit appliances (case starts)	12	19	63.2%	54.3%	58.6%	59.2%
% of all assessments that were assess and refuse	3	19	15.8%	13.8%	15.0%	12.0%
% of all assessments that were assess and review	4	19	21.1%	31.9%	26.5%	28.8%
% of case starts with a reported IOTN of 3 and Aesthetic Component of 5 or below	0	12	N/A	0.1%	0.1%	0.1%
% of case starts with a reported IOTN of 3 and Aesthetic Component of 6 or above	0	12	N/A	5.6%	5.5%	3.9%
% of case starts with a reported IOTN of 4	12	12	100.0%	80.3%	78.6%	77.6%
% of case starts with a reported IOTN of 5	0	12	N/A	12.8%	13.8%	16.7%
% of concluded courses in receipt of dual-arch fixed appliances	0	2	N/A	75.2%	80.1%	72.9%
% of concluded courses where treatment was abandoned or discontinued	1	2	50.0%	6.1%	5.7%	8.7%
% of patients satisfied with the treatment they have received	0	0	N/A	95.5%	94.6%	95.7%

\* Figures in italics indicate that the base number is less than 100.

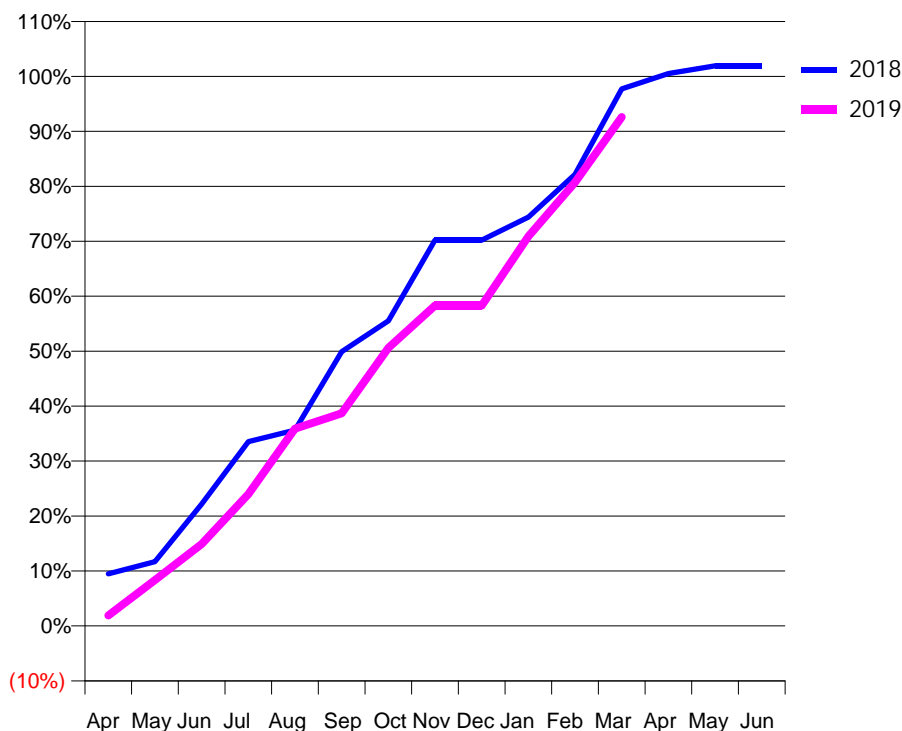
### Q63 - Vital Signs Orthodontic At a Glance Contract Report for 167592/0001 - March 2019

Name or company name	Quadrant Orthodontics	18/19 Contracted general activity (UDA)	0
Contract type name	PDS Contract	Carry forward general activity (UDA)	0
Purpose of contract	Orthodontic	18/19 Contracted orthodontic activity (UOA)	3,000
Contract start date	02/11/2011	Carry forward orthodontic activity (UOA)	-57
Contract end date	30/06/2019	Baseline contract value	£202,487.49

ACCESS	Contract	England and Wales
24 month ratio of assessments to patient IDs	1.00	1.08

ACTIVITY	Contract
Contract assess and fit appliances (case starts) as a percentage of Area Team case starts	1.4 %

Cumulative percentage of contracted UOA delivered 2018 & 2019



Month	Adjusted Scheduled Activity (UOA)		
	2017	2018	2019
April	51	284	57
May	540	351	250
June	774	666	447
July	1,240	1,006	720
August	2,547	1,069	1,077
September	2,554	1,497	1,161
October	2,568	1,665	1,518
November	2,574	2,106	1,749
December	2,605	2,106	1,749
January	2,775	2,232	2,127
February	2,775	2,465	2,421
March	2,888	2,931	2,778
April	3,051	3,015	
May	3,051	3,057	
June	3,051	3,057	

#### QUANTITY METRICS (rolling 12 month period)

	Contract Quantity	Contract Base Number	Contract *	Area Team	Region	England
% of all assessments that were assess and fit appliances (case starts)	139	139	100.0%	54.3%	58.6%	59.2%
% of all assessments that were assess and refuse	0	139	0.0%	13.8%	15.0%	12.0%
% of all assessments that were assess and review	0	139	0.0%	31.9%	26.5%	28.8%
% of case starts with a reported IOTN of 3 and Aesthetic Component of 5 or below	0	139	N/A	0.1%	0.1%	0.1%
% of case starts with a reported IOTN of 3 and Aesthetic Component of 6 or above	1	139	0.7%	5.6%	5.5%	3.9%
% of case starts with a reported IOTN of 4	123	139	88.5%	80.3%	78.6%	77.6%
% of case starts with a reported IOTN of 5	15	139	10.8%	12.8%	13.8%	16.7 %
% of concluded courses in receipt of dual-arch fixed appliances	1	96	1.0%	75.2%	80.1%	72.9%
% of concluded courses where treatment was abandoned or discontinued	3	96	3.1%	6.1%	5.7%	8.7%
% of patients satisfied with the treatment they have received	2	2	100.0%	95.5%	94.6%	95.7%

\* Figures in italics indicate that the base number is less than 100.

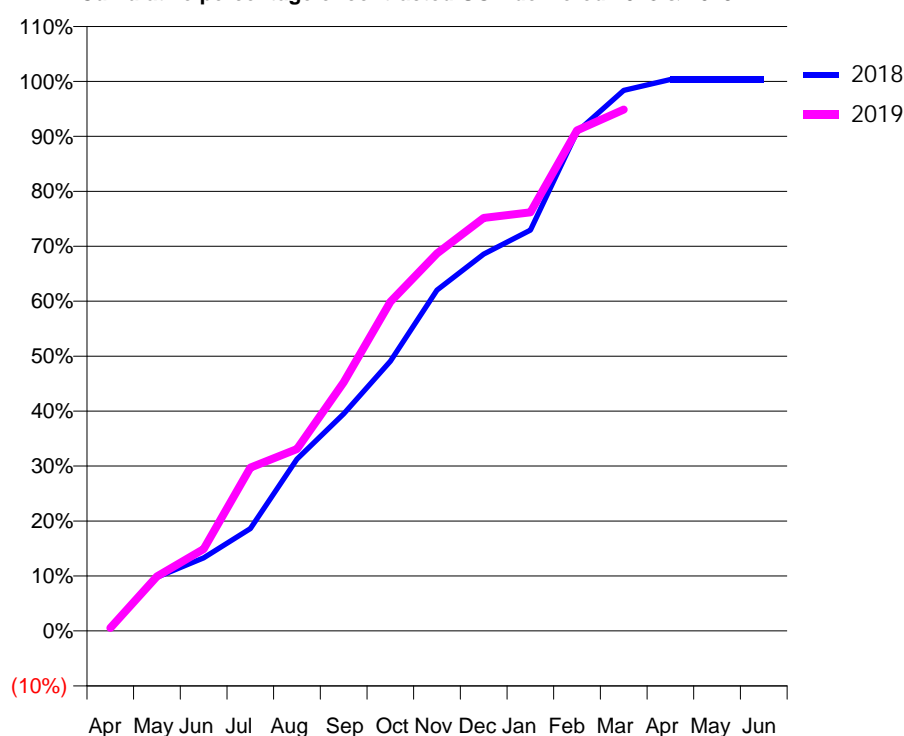
### Q63 - Vital Signs Orthodontic At a Glance Contract Report for 169552/0001 - March 2019

Name or company name	Battersea Orthodontics	18/19 Contracted general activity (UDA)	0
Contract type name	PDS Contract	Carry forward general activity (UDA)	0
Purpose of contract	Orthodontic	18/19 Contracted orthodontic activity (UOA)	10,227
Contract start date	05/02/2010	Carry forward orthodontic activity (UOA)	-33
Contract end date	30/06/2019	Baseline contract value	£675,906.90

ACCESS	Contract	England and Wales
24 month ratio of assessments to patient IDs	1.02	1.08

ACTIVITY	Contract
Contract assess and fit appliances (case starts) as a percentage of Area Team case starts	4.8 %

Cumulative percentage of contracted UOA delivered 2018 & 2019



Month	Adjusted Scheduled Activity (UOA)		
	2017	2018	2019
April	98	60	57
May	1,037	998	1,014
June	1,528	1,360	1,523
July	3,208	1,906	3,040
August	3,838	3,197	3,386
September	4,678	4,042	4,628
October	5,383	5,019	6,127
November	6,303	6,342	7,025
December	7,258	7,012	7,684
January	8,166	7,459	7,789
February	9,396	9,288	9,316
March	10,216	10,061	9,702
April	10,287	10,260	
May	10,287	10,260	
June	10,287	10,260	

### QUANTITY METRICS (rolling 12 month period)

	Contract Quantity	Contract Base Number	Contract *	Area Team	Region	England
% of all assessments that were assess and fit appliances (case starts)	471	586	80.4%	54.3%	58.6%	59.2%
% of all assessments that were assess and refuse	0	586	0.0%	13.8%	15.0%	12.0%
% of all assessments that were assess and review	115	586	19.6%	31.9%	26.5%	28.8%
% of case starts with a reported IOTN of 3 and Aesthetic Component of 5 or below	0	471	N/A	0.1%	0.1%	0.1%
% of case starts with a reported IOTN of 3 and Aesthetic Component of 6 or above	24	471	5.1%	5.6%	5.5%	3.9%
% of case starts with a reported IOTN of 4	368	471	78.1%	80.3%	78.6%	77.6%
% of case starts with a reported IOTN of 5	79	471	16.8%	12.8%	13.8%	16.7 %
% of concluded courses in receipt of dual-arch fixed appliances	500	532	94.0%	75.2%	80.1%	72.9%
% of concluded courses where treatment was abandoned or discontinued	13	532	2.4%	6.1%	5.7%	8.7%
% of patients satisfied with the treatment they have received	9	10	90.0%	95.5%	94.6%	95.7%

\* Figures in italics indicate that the base number is less than 100.



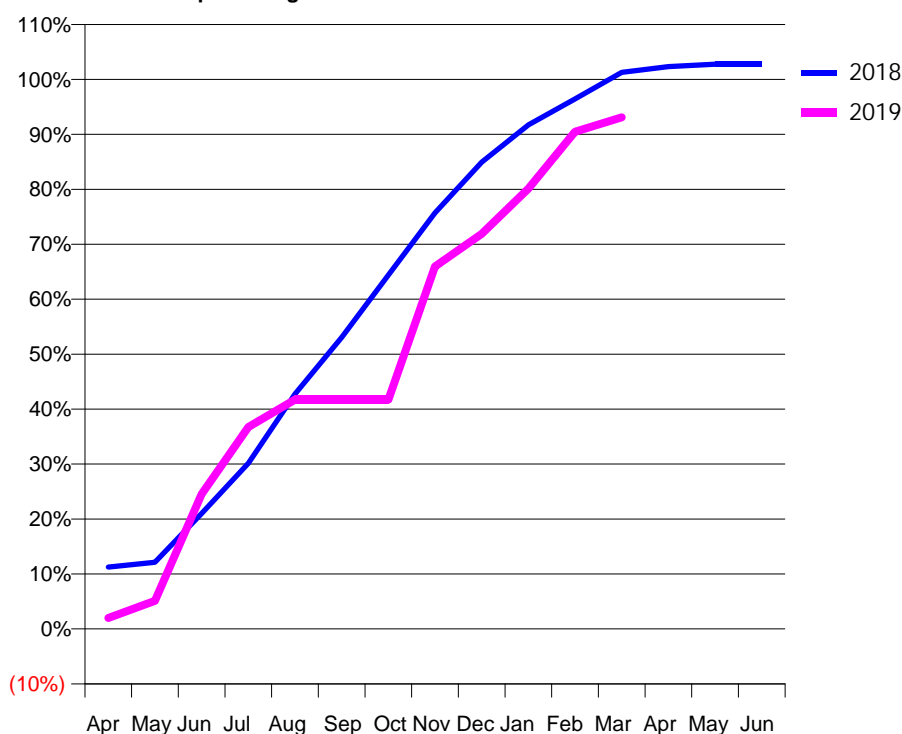
### Q63 - Vital Signs Orthodontic At a Glance Contract Report for 184543/0001 - March 2019

Name or company name	Grosvenor Orthodontic Clinic (Beckenham) Ltd	18/19 Contracted general activity (UDA)	0
Contract type name	PDS Contract	Carry forward general activity (UDA)	0
Purpose of contract	Orthodontic	18/19 Contracted orthodontic activity (UOA)	14,345
Contract start date	01/02/2013	Carry forward orthodontic activity (UOA)	-287
Contract end date	30/06/2019	Baseline contract value	£931,476.31

ACCESS	Contract	England and Wales
24 month ratio of assessments to patient IDs	1.01	1.08

ACTIVITY	Contract
Contract assess and fit appliances (case starts) as a percentage of Area Team case starts	6.6 %

Cumulative percentage of contracted UOA delivered 2018 & 2019



Month	Adjusted Scheduled Activity (UOA)		
	2017	2018	2019
April	1,183	1,617	287
May	2,535	1,744	732
June	3,280	3,018	3,520
July	5,048	4,325	5,273
August	6,558	6,131	5,987
September	8,244	7,613	5,987
October	9,474	9,237	5,987
November	10,450	10,861	9,461
December	11,652	12,186	10,314
January	13,462	13,156	11,495
February	14,265	13,836	12,977
March	14,374	14,530	13,355
April	14,374	14,677	
May	14,374	14,740	
June	14,374	14,740	

#### QUANTITY METRICS (rolling 12 month period)

	Contract Quantity	Contract Base Number	Contract *	Area Team	Region	England
% of all assessments that were assess and fit appliances (case starts)	644	683	94.3%	54.3%	58.6%	59.2%
% of all assessments that were assess and refuse	4	683	0.6%	13.8%	15.0%	12.0%
% of all assessments that were assess and review	35	683	5.1%	31.9%	26.5%	28.8%
% of case starts with a reported IOTN of 3 and Aesthetic Component of 5 or below	1	644	0.2%	0.1%	0.1%	0.1%
% of case starts with a reported IOTN of 3 and Aesthetic Component of 6 or above	2	644	0.3%	5.6%	5.5%	3.9%
% of case starts with a reported IOTN of 4	559	644	86.8%	80.3%	78.6%	77.6%
% of case starts with a reported IOTN of 5	79	644	12.3%	12.8%	13.8%	16.7 %
% of concluded courses in receipt of dual-arch fixed appliances	396	493	80.3%	75.2%	80.1%	72.9%
% of concluded courses where treatment was abandoned or discontinued	39	493	7.9%	6.1%	5.7%	8.7%
% of patients satisfied with the treatment they have received	8	8	100.0%	95.5%	94.6%	95.7%

\* Figures in italics indicate that the base number is less than 100.

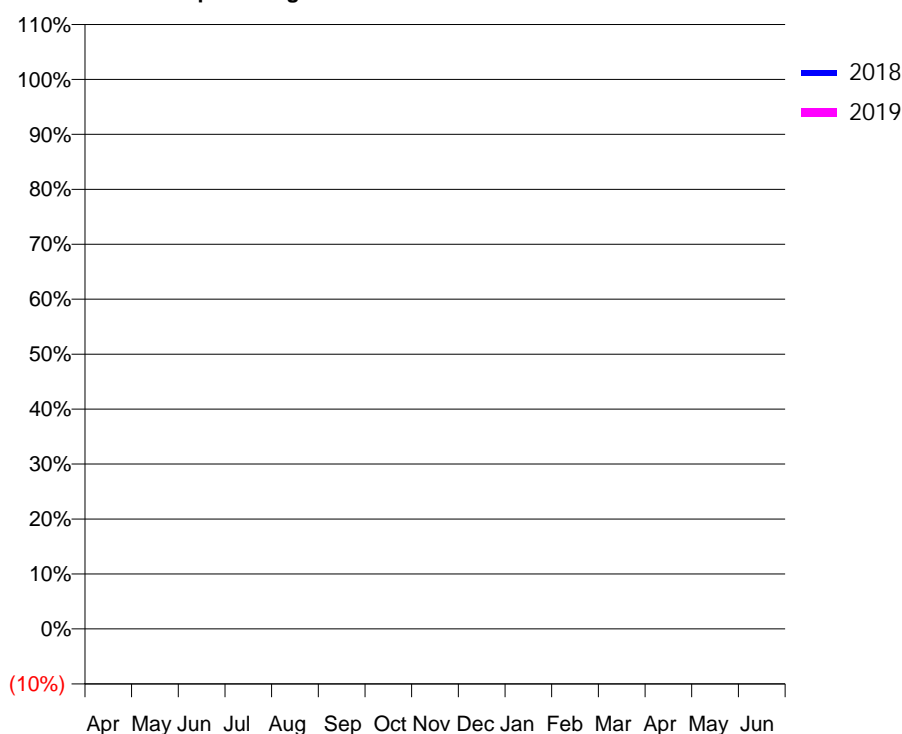
### Q63 - Vital Signs Orthodontic At a Glance Contract Report for 186198/0001 - March 2019

Name or company name	S Cowley, R Ingham and J Angelo	18/19 Contracted general activity (UDA)	29,500
Contract type name	GDS Contract	Carry forward general activity (UDA)	804
Purpose of contract	General	18/19 Contracted orthodontic activity (UOA)	0
Contract start date	03/12/2012	Carry forward orthodontic activity (UOA)	0
Contract end date		Baseline contract value	£845,186.39

ACCESS	Contract	England and Wales
24 month ratio of assessments to patient IDs	1.00	1.08

ACTIVITY	Contract
Contract assess and fit appliances (case starts) as a percentage of Area Team case starts	0.0 %

Cumulative percentage of contracted UOA delivered 2018 & 2019



Month	Adjusted Scheduled Activity (UOA)		
	2017	2018	2019
April	0	0	0
May	0	0	0
June	0	0	0
July	0	0	1
August	0	0	1
September	0	0	1
October	0	0	1
November	0	0	1
December	0	0	1
January	0	0	1
February	0	0	1
March	0	0	1
April	0	0	
May	0	0	
June	0	0	

### QUANTITY METRICS (rolling 12 month period)

	Contract Quantity	Contract Base Number	Contract *	Area Team	Region	England
% of all assessments that were assess and fit appliances (case starts)	0	1	0.0%	54.3%	58.6%	59.2%
% of all assessments that were assess and refuse	0	1	0.0%	13.8%	15.0%	12.0%
% of all assessments that were assess and review	1	1	100.0%	31.9%	26.5%	28.8%
% of case starts with a reported IOTN of 3 and Aesthetic Component of 5 or below	0	0	N/A	0.1%	0.1%	0.1%
% of case starts with a reported IOTN of 3 and Aesthetic Component of 6 or above	0	0	N/A	5.6%	5.5%	3.9%
% of case starts with a reported IOTN of 4	0	0	N/A	80.3%	78.6%	77.6%
% of case starts with a reported IOTN of 5	0	0	N/A	12.8%	13.8%	16.7 %
% of concluded courses in receipt of dual-arch fixed appliances	0	0	N/A	75.2%	80.1%	72.9%
% of concluded courses where treatment was abandoned or discontinued	0	0	N/A	6.1%	5.7%	8.7%
% of patients satisfied with the treatment they have received	0	0	N/A	95.5%	94.6%	95.7%

\* Figures in italics indicate that the base number is less than 100.

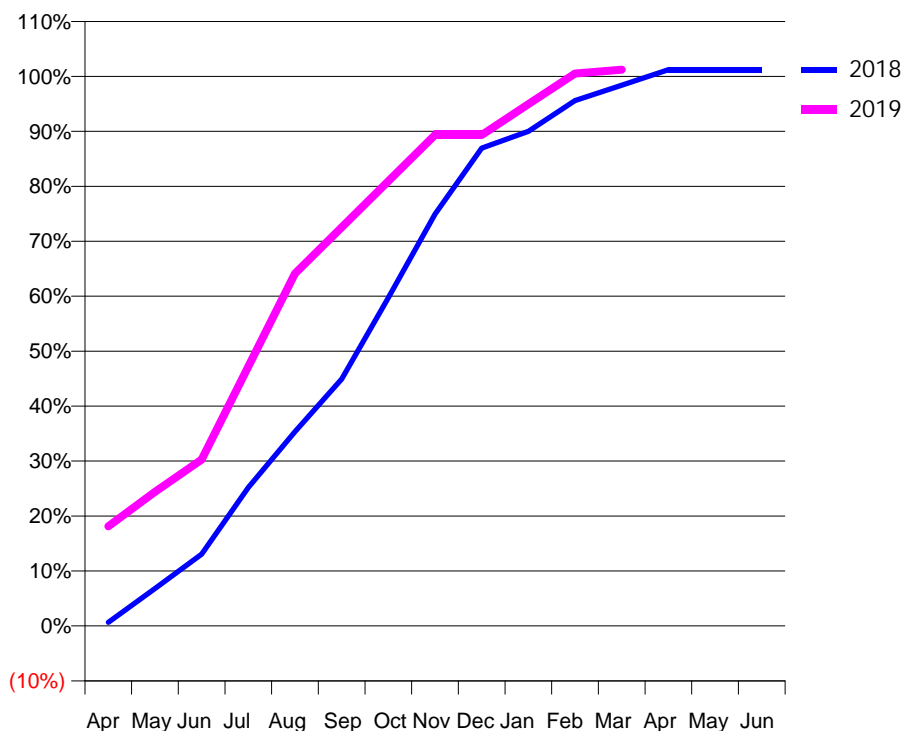
### Q63 - Vital Signs Orthodontic At a Glance Contract Report for 273740/0003 - March 2019

Name or company name	MR J PATEL	18/19 Contracted general activity (UDA)	4,500
Contract type name	GDS Contract	Carry forward general activity (UDA)	-90
Purpose of contract	General and Orthodontic	18/19 Contracted orthodontic activity (UOA)	750
Contract start date	01/10/2013	Carry forward orthodontic activity (UOA)	-9
Contract end date		Baseline contract value	£154,668.96

ACCESS	Contract	England and Wales
24 month ratio of assessments to patient IDs	1.06	1.08

ACTIVITY	Contract
Contract assess and fit appliances (case starts) as a percentage of Area Team case starts	0.4 %

Cumulative percentage of contracted UOA delivered 2018 & 2019



Month	Adjusted Scheduled Activity (UOA)		
	2017	2018	2019
April	3	5	136
May	7	51	183
June	33	98	227
July	34	189	354
August	39	265	481
September	39	337	544
October	40	448	607
November	203	562	670
December	227	652	670
January	249	675	712
February	309	717	754
March	501	738	759
April	501	759	
May	501	759	
June	501	759	

#### QUANTITY METRICS (rolling 12 month period)

	Contract Quantity	Contract Base Number	Contract *	Area Team	Region	England
% of all assessments that were assess and fit appliances (case starts)	36	51	70.6%	54.3%	58.6%	59.2%
% of all assessments that were assess and refuse	9	51	17.6%	13.8%	15.0%	12.0%
% of all assessments that were assess and review	6	51	11.8%	31.9%	26.5%	28.8%
% of case starts with a reported IOTN of 3 and Aesthetic Component of 5 or below	0	36	N/A	0.1%	0.1%	0.1%
% of case starts with a reported IOTN of 3 and Aesthetic Component of 6 or above	0	36	N/A	5.6%	5.5%	3.9%
% of case starts with a reported IOTN of 4	28	36	77.8%	80.3%	78.6%	77.6%
% of case starts with a reported IOTN of 5	8	36	22.2%	12.8%	13.8%	16.7 %
% of concluded courses in receipt of dual-arch fixed appliances	1	1	100.0%	75.2%	80.1%	72.9%
% of concluded courses where treatment was abandoned or discontinued	0	1	0.0%	6.1%	5.7%	8.7%
% of patients satisfied with the treatment they have received	0	0	N/A	95.5%	94.6%	95.7%

\* Figures in italics indicate that the base number is less than 100.

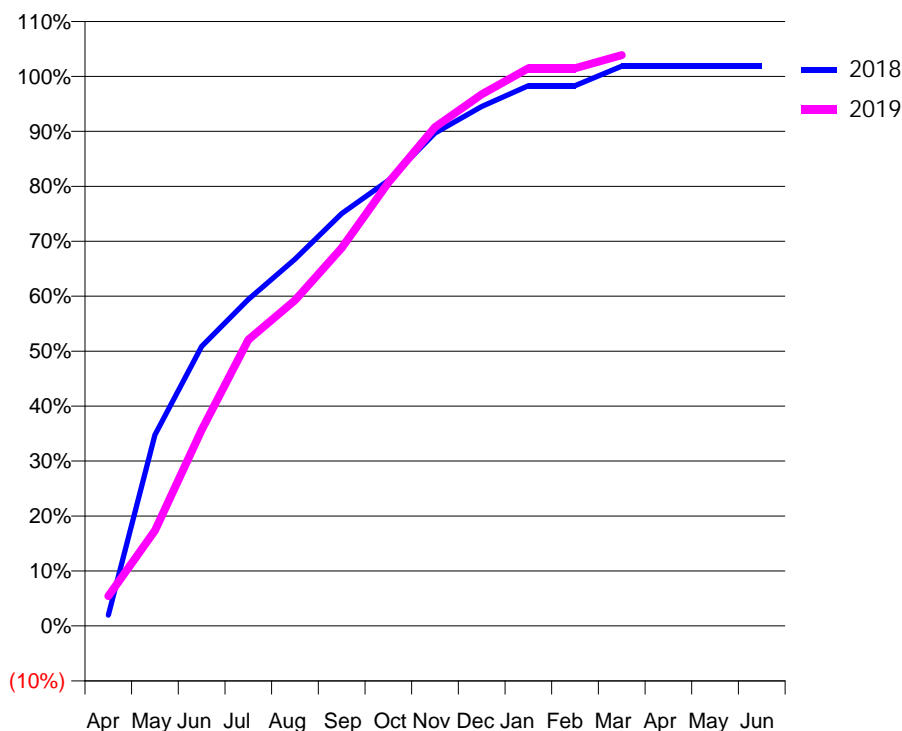
### Q63 - Vital Signs Orthodontic At a Glance Contract Report for 336491/0002 - March 2019

Name or company name	MISS JA SILVESTER	18/19 Contracted general activity (UDA)	0
Contract type name	PDS Contract	Carry forward general activity (UDA)	0
Purpose of contract	Orthodontic	18/19 Contracted orthodontic activity (UOA)	1,764
Contract start date	01/04/2011	Carry forward orthodontic activity (UOA)	-33
Contract end date	30/06/2019	Baseline contract value	£118,110.34

ACCESS	Contract	England and Wales
24 month ratio of assessments to patient IDs	1.00	1.08

ACTIVITY	Contract
Contract assess and fit appliances (case starts) as a percentage of Area Team case starts	0.9 %

Cumulative percentage of contracted UOA delivered 2018 & 2019



Month	Adjusted Scheduled Activity (UOA)		
	2017	2018	2019
April	35	35	96
May	469	613	306
June	561	897	629
July	851	1,048	919
August	921	1,177	1,045
September	1,006	1,324	1,213
October	1,222	1,430	1,423
November	1,546	1,582	1,601
December	1,887	1,667	1,706
January	1,887	1,734	1,790
February	1,887	1,734	1,790
March	1,887	1,797	1,832
April	1,887	1,797	
May	1,887	1,797	
June	1,887	1,797	

#### QUANTITY METRICS (rolling 12 month period)

	Contract Quantity	Contract Base Number	Contract *	Area Team	Region	England
% of all assessments that were assess and fit appliances (case starts)	89	91	97.8%	54.3%	58.6%	59.2%
% of all assessments that were assess and refuse	0	91	0.0%	13.8%	15.0%	12.0%
% of all assessments that were assess and review	2	91	2.2%	31.9%	26.5%	28.8%
% of case starts with a reported IOTN of 3 and Aesthetic Component of 5 or below	0	89	N/A	0.1%	0.1%	0.1%
% of case starts with a reported IOTN of 3 and Aesthetic Component of 6 or above	2	89	2.2%	5.6%	5.5%	3.9%
% of case starts with a reported IOTN of 4	65	89	73.0%	80.3%	78.6%	77.6%
% of case starts with a reported IOTN of 5	20	89	22.5%	12.8%	13.8%	16.7 %
% of concluded courses in receipt of dual-arch fixed appliances	53	56	94.6%	75.2%	80.1%	72.9%
% of concluded courses where treatment was abandoned or discontinued	0	56	0.0%	6.1%	5.7%	8.7%
% of patients satisfied with the treatment they have received	0	0	N/A	95.5%	94.6%	95.7%

\* Figures in italics indicate that the base number is less than 100.

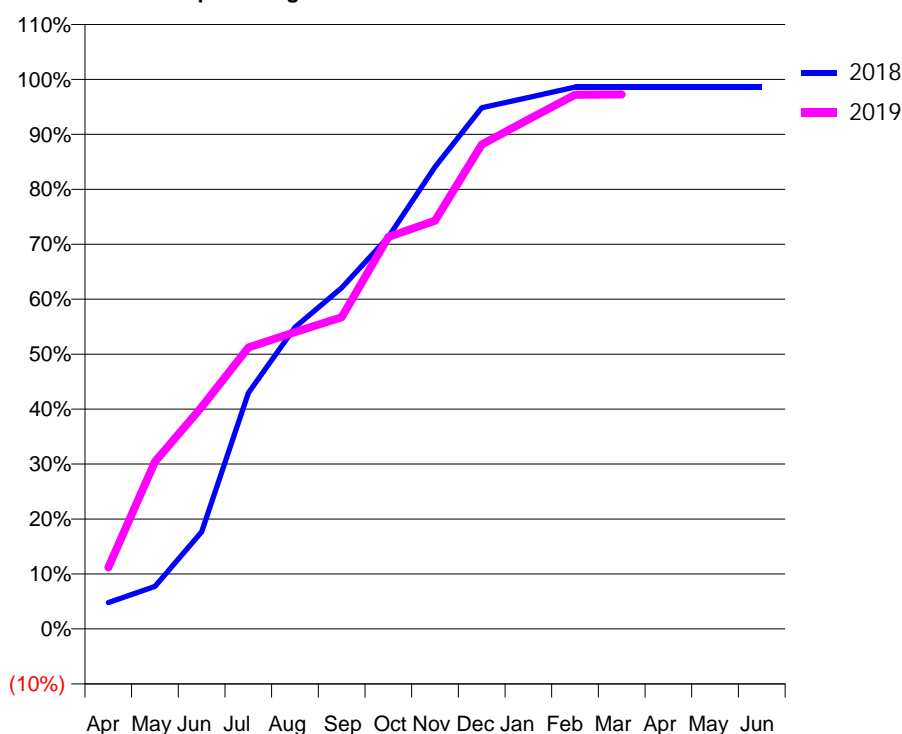
### Q63 - Vital Signs Orthodontic At a Glance Contract Report for 339199/0002 - March 2019

Name or company name	MR K BANAI	18/19 Contracted general activity (UDA)	0
Contract type name	PDS Contract	Carry forward general activity (UDA)	0
Purpose of contract	Orthodontic	18/19 Contracted orthodontic activity (UOA)	2,331
Contract start date	01/04/2006	Carry forward orthodontic activity (UOA)	33
Contract end date	30/06/2019	Baseline contract value	£155,117.75

ACCESS	Contract	England and Wales
24 month ratio of assessments to patient IDs	1.00	1.08

ACTIVITY	Contract
Contract assess and fit appliances (case starts) as a percentage of Area Team case starts	1.2 %

Cumulative percentage of contracted UOA delivered 2018 & 2019



Month	Adjusted Scheduled Activity (UOA)		
	2017	2018	2019
April	21	112	261
May	384	180	709
June	573	412	941
July	640	1,001	1,194
August	935	1,279	1,259
September	1,231	1,447	1,322
October	1,294	1,663	1,663
November	1,527	1,959	1,731
December	1,805	2,211	2,055
January	1,933	2,254	2,161
February	2,104	2,298	2,266
March	2,273	2,298	2,267
April	2,316	2,298	
May	2,316	2,298	
June	2,316	2,298	

### QUANTITY METRICS (rolling 12 month period)

	Contract Quantity	Contract Base Number	Contract *	Area Team	Region	England
% of all assessments that were assess and fit appliances (case starts)	113	125	90.4%	54.3%	58.6%	59.2%
% of all assessments that were assess and refuse	5	125	4.0%	13.8%	15.0%	12.0%
% of all assessments that were assess and review	7	125	5.6%	31.9%	26.5%	28.8%
% of case starts with a reported IOTN of 3 and Aesthetic Component of 5 or below	0	113	N/A	0.1%	0.1%	0.1%
% of case starts with a reported IOTN of 3 and Aesthetic Component of 6 or above	18	113	15.9%	5.6%	5.5%	3.9%
% of case starts with a reported IOTN of 4	81	113	71.7%	80.3%	78.6%	77.6%
% of case starts with a reported IOTN of 5	14	113	12.4%	12.8%	13.8%	16.7 %
% of concluded courses in receipt of dual-arch fixed appliances	92	100	92.0%	75.2%	80.1%	72.9%
% of concluded courses where treatment was abandoned or discontinued	4	100	4.0%	6.1%	5.7%	8.7%
% of patients satisfied with the treatment they have received	7	8	87.5%	95.5%	94.6%	95.7%

\* Figures in italics indicate that the base number is less than 100.

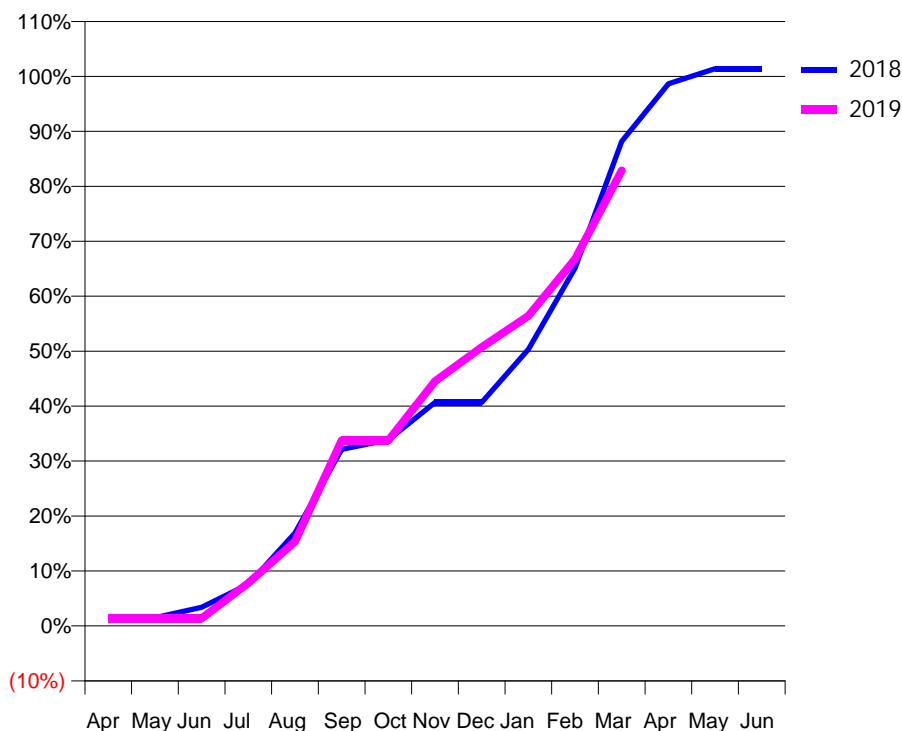
### Q63 - Vital Signs Orthodontic At a Glance Contract Report for 623369/0002 - March 2019

Name or company name	MR RP BATEMAN	18/19 Contracted general activity (UDA)	1,777
Contract type name	PDS Contract	Carry forward general activity (UDA)	-33
Purpose of contract	General and Orthodontic	18/19 Contracted orthodontic activity (UOA)	3,951
Contract start date	01/04/2006	Carry forward orthodontic activity (UOA)	-55
Contract end date	31/03/2019	Baseline contract value	£349,922.21

ACCESS	Contract	England and Wales
24 month ratio of assessments to patient IDs	1.08	1.08

ACTIVITY	Contract
Contract assess and fit appliances (case starts) as a percentage of Area Team case starts	1.8 %

Cumulative percentage of contracted UOA delivered 2018 & 2019



Month	Adjusted Scheduled Activity (UOA)		
	2017	2018	2019
April	19	59	55
May	19	59	55
June	335	134	55
July	335	300	309
August	694	668	605
September	999	1,270	1,334
October	1,517	1,338	1,334
November	1,518	1,606	1,759
December	2,119	1,606	2,004
January	2,332	1,989	2,230
February	2,615	2,572	2,637
March	3,384	3,484	3,274
April	3,679	3,898	
May	3,967	4,006	
June	4,010	4,006	

#### QUANTITY METRICS (rolling 12 month period)

	Contract Quantity	Contract Base Number	Contract *	Area Team	Region	England
% of all assessments that were assess and fit appliances (case starts)	176	383	46.0%	54.3%	58.6%	59.2%
% of all assessments that were assess and refuse	23	383	6.0%	13.8%	15.0%	12.0%
% of all assessments that were assess and review	184	383	48.0%	31.9%	26.5%	28.8%
% of case starts with a reported IOTN of 3 and Aesthetic Component of 5 or below	0	176	N/A	0.1%	0.1%	0.1%
% of case starts with a reported IOTN of 3 and Aesthetic Component of 6 or above	18	176	10.2%	5.6%	5.5%	3.9%
% of case starts with a reported IOTN of 4	126	176	71.6%	80.3%	78.6%	77.6%
% of case starts with a reported IOTN of 5	17	176	9.7%	12.8%	13.8%	16.7 %
% of concluded courses in receipt of dual-arch fixed appliances	115	150	76.7%	75.2%	80.1%	72.9%
% of concluded courses where treatment was abandoned or discontinued	13	150	8.7%	6.1%	5.7%	8.7%
% of patients satisfied with the treatment they have received	3	4	75.0%	95.5%	94.6%	95.7%

\* Figures in italics indicate that the base number is less than 100.

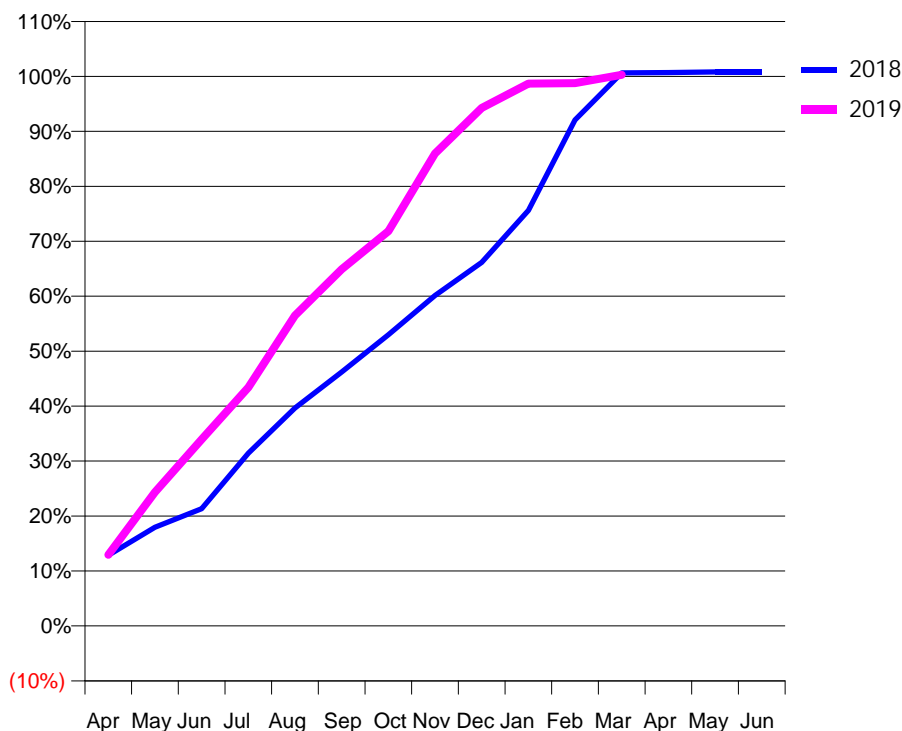
### Q63 - Vital Signs Orthodontic At a Glance Contract Report for 748838/0001 - March 2019

Name or company name	MR PS WILLIAMS	18/19 Contracted general activity (UDA)	0
Contract type name	PDS Contract	Carry forward general activity (UDA)	0
Purpose of contract	Orthodontic	18/19 Contracted orthodontic activity (UOA)	20,481
Contract start date	01/04/2006	Carry forward orthodontic activity (UOA)	-165
Contract end date	30/06/2019	Baseline contract value	£1,438,335.18

ACCESS	Contract	England and Wales
24 month ratio of assessments to patient IDs	1.01	1.08

ACTIVITY	Contract
Contract assess and fit appliances (case starts) as a percentage of Area Team case starts	9.4 %

Cumulative percentage of contracted UOA delivered 2018 & 2019



Month	Adjusted Scheduled Activity (UOA)		
	2017	2018	2019
April	1,204	2,631	2,652
May	2,849	3,678	4,982
June	3,578	4,370	6,949
July	5,427	6,437	8,887
August	7,078	8,120	11,567
September	8,445	9,460	13,291
October	11,074	10,851	14,709
November	12,934	12,314	17,603
December	14,956	13,544	19,300
January	16,273	15,487	20,211
February	18,308	18,857	20,232
March	20,468	20,611	20,539
April	20,506	20,624	
May	20,510	20,646	
June	20,552	20,646	

### QUANTITY METRICS (rolling 12 month period)

	Contract Quantity	Contract Base Number	Contract *	Area Team	Region	England
% of all assessments that were assess and fit appliances (case starts)	918	2,238	41.0%	54.3%	58.6%	59.2%
% of all assessments that were assess and refuse	677	2,238	30.3%	13.8%	15.0%	12.0%
% of all assessments that were assess and review	643	2,238	28.7%	31.9%	26.5%	28.8%
% of case starts with a reported IOTN of 3 and Aesthetic Component of 5 or below	2	918	0.2%	0.1%	0.1%	0.1%
% of case starts with a reported IOTN of 3 and Aesthetic Component of 6 or above	131	918	14.3%	5.6%	5.5%	3.9%
% of case starts with a reported IOTN of 4	700	918	76.3%	80.3%	78.6%	77.6%
% of case starts with a reported IOTN of 5	81	918	8.8%	12.8%	13.8%	16.7 %
% of concluded courses in receipt of dual-arch fixed appliances	159	761	20.9%	75.2%	80.1%	72.9%
% of concluded courses where treatment was abandoned or discontinued	58	761	7.6%	6.1%	5.7%	8.7%
% of patients satisfied with the treatment they have received	23	23	100.0%	95.5%	94.6%	95.7%

\* Figures in italics indicate that the base number is less than 100.

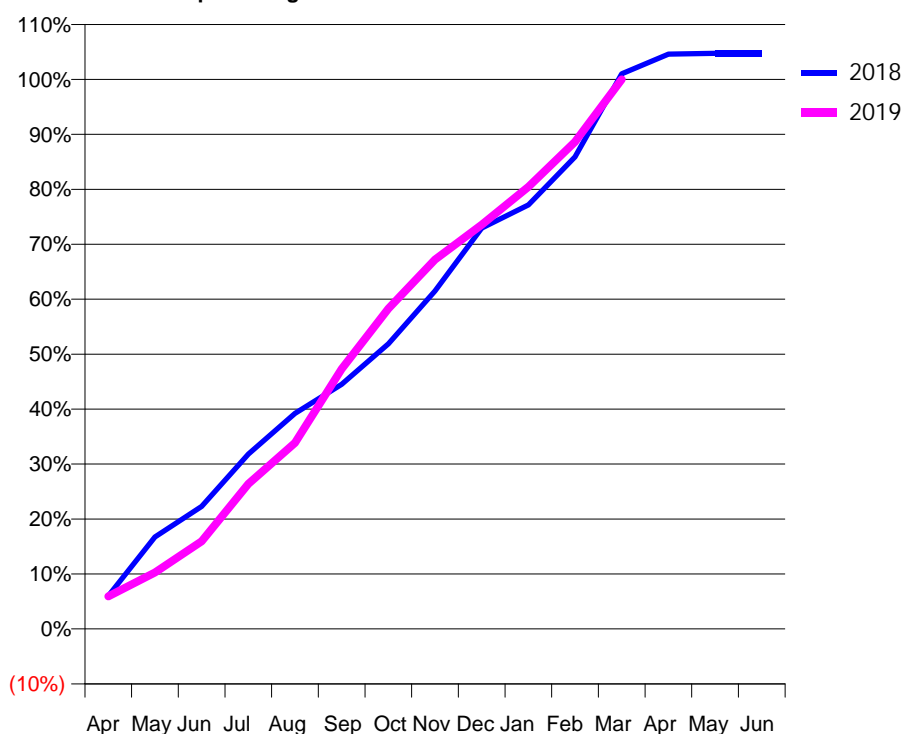
### Q63 - Vital Signs Orthodontic At a Glance Contract Report for 748838/0002 - March 2019

Name or company name	MR PS WILLIAMS	18/19 Contracted general activity (UDA)	0
Contract type name	PDS Contract	Carry forward general activity (UDA)	0
Purpose of contract	Orthodontic	18/19 Contracted orthodontic activity (UOA)	15,498
Contract start date	18/12/2008	Carry forward orthodontic activity (UOA)	-310
Contract end date	30/06/2019	Baseline contract value	£1,057,960.83

ACCESS	Contract	England and Wales
24 month ratio of assessments to patient IDs	1.03	1.08

ACTIVITY	Contract
Contract assess and fit appliances (case starts) as a percentage of Area Team case starts	7.3 %

Cumulative percentage of contracted UOA delivered 2018 & 2019



Month	Adjusted Scheduled Activity (UOA)		
	2017	2018	2019
April	2,160	929	920
May	3,543	2,594	1,593
June	4,481	3,453	2,473
July	5,764	4,931	4,095
August	7,491	6,079	5,248
September	8,553	6,899	7,331
October	9,551	8,043	9,037
November	10,850	9,533	10,416
December	11,826	11,304	11,398
January	12,264	11,959	12,471
February	14,720	13,312	13,736
March	15,852	15,655	15,498
April	15,853	16,211	
May	15,962	16,232	
June	15,962	16,232	

#### QUANTITY METRICS (rolling 12 month period)

	Contract Quantity	Contract Base Number	Contract *	Area Team	Region	England
% of all assessments that were assess and fit appliances (case starts)	716	1,606	44.6%	54.3%	58.6%	59.2%
% of all assessments that were assess and refuse	422	1,606	26.3%	13.8%	15.0%	12.0%
% of all assessments that were assess and review	468	1,606	29.1%	31.9%	26.5%	28.8%
% of case starts with a reported IOTN of 3 and Aesthetic Component of 5 or below	1	716	0.1%	0.1%	0.1%	0.1%
% of case starts with a reported IOTN of 3 and Aesthetic Component of 6 or above	29	716	4.1%	5.6%	5.5%	3.9%
% of case starts with a reported IOTN of 4	576	716	80.4%	80.3%	78.6%	77.6%
% of case starts with a reported IOTN of 5	93	716	13.0%	12.8%	13.8%	16.7%
% of concluded courses in receipt of dual-arch fixed appliances	572	629	90.9%	75.2%	80.1%	72.9%
% of concluded courses where treatment was abandoned or discontinued	32	629	5.1%	6.1%	5.7%	8.7%
% of patients satisfied with the treatment they have received	13	14	92.9%	95.5%	94.6%	95.7%

\* Figures in italics indicate that the base number is less than 100.



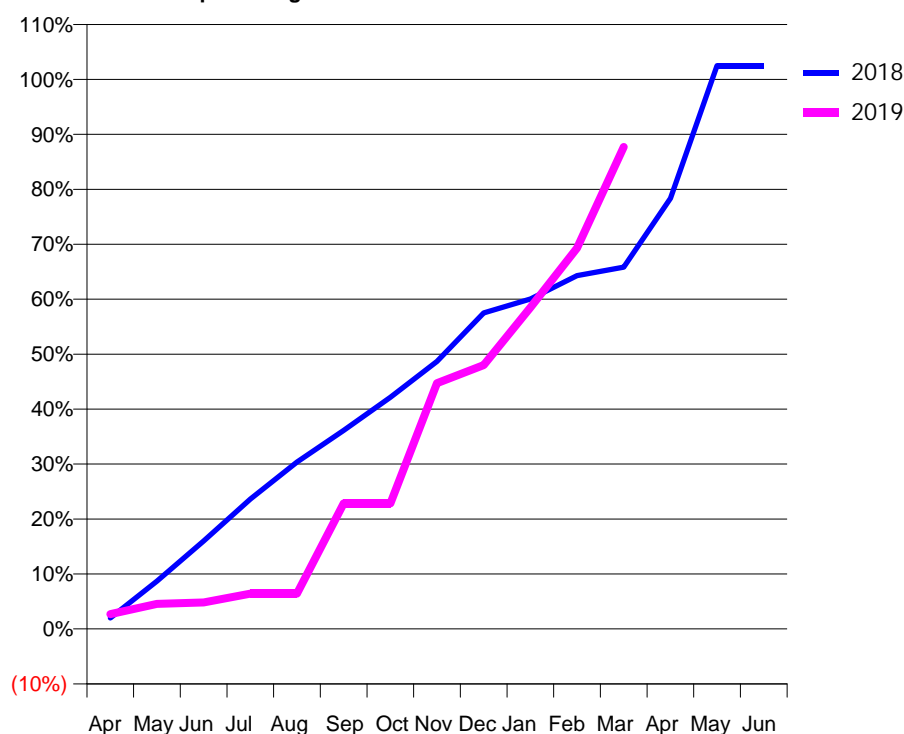
### Q63 - Vital Signs Orthodontic At a Glance Contract Report for 751618/0001 - March 2019

Name or company name	MISS K BORHAN	18/19 Contracted general activity (UDA)	0
Contract type name	PDS Contract	Carry forward general activity (UDA)	0
Purpose of contract	Orthodontic	18/19 Contracted orthodontic activity (UOA)	4,604
Contract start date	01/04/2006	Carry forward orthodontic activity (UOA)	-92
Contract end date	30/06/2019	Baseline contract value	£301,298.72

ACCESS	Contract	England and Wales
24 month ratio of assessments to patient IDs	1.10	1.08

ACTIVITY	Contract
Contract assess and fit appliances (case starts) as a percentage of Area Team case starts	2.7 %

Cumulative percentage of contracted UOA delivered 2018 & 2019



Month	Adjusted Scheduled Activity (UOA)		
	2017	2018	2019
April	72	92	125
May	310	401	211
June	612	737	222
July	996	1,088	295
August	1,568	1,398	295
September	1,839	1,663	1,052
October	2,179	1,941	1,052
November	2,290	2,242	2,058
December	2,823	2,647	2,210
January	3,250	2,764	2,693
February	3,671	2,960	3,190
March	4,021	3,031	4,037
April	4,128	3,607	
May	4,703	4,719	
June	4,703	4,719	

#### QUANTITY METRICS (rolling 12 month period)

	Contract Quantity	Contract Base Number	Contract *	Area Team	Region	England
% of all assessments that were assess and fit appliances (case starts)	263	633	41.5%	54.3%	58.6%	59.2%
% of all assessments that were assess and refuse	56	633	8.8%	13.8%	15.0%	12.0%
% of all assessments that were assess and review	314	633	49.6%	31.9%	26.5%	28.8%
% of case starts with a reported IOTN of 3 and Aesthetic Component of 5 or below	0	263	N/A	0.1%	0.1%	0.1%
% of case starts with a reported IOTN of 3 and Aesthetic Component of 6 or above	3	263	1.1%	5.6%	5.5%	3.9%
% of case starts with a reported IOTN of 4	220	263	83.7%	80.3%	78.6%	77.6%
% of case starts with a reported IOTN of 5	40	263	15.2%	12.8%	13.8%	16.7 %
% of concluded courses in receipt of dual-arch fixed appliances	68	81	84.0%	75.2%	80.1%	72.9%
% of concluded courses where treatment was abandoned or discontinued	6	81	7.4%	6.1%	5.7%	8.7%
% of patients satisfied with the treatment they have received	4	4	100.0%	95.5%	94.6%	95.7%

\* Figures in italics indicate that the base number is less than 100.

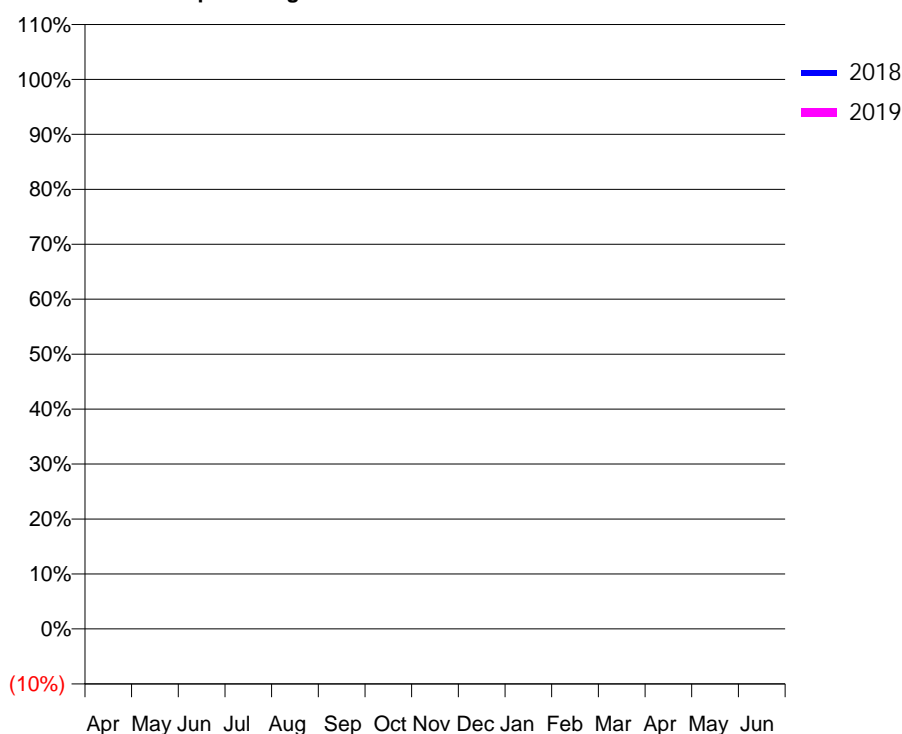
### Q63 - Vital Signs Orthodontic At a Glance Contract Report for 752304/0002 - March 2019

Name or company name	MR MS DARR	18/19 Contracted general activity (UDA)	21,659
Contract type name	GDS Contract	Carry forward general activity (UDA)	0
Purpose of contract	General	18/19 Contracted orthodontic activity (UOA)	0
Contract start date	01/01/2007	Carry forward orthodontic activity (UOA)	0
Contract end date		Baseline contract value	£573,559.80

ACCESS	Contract	England and Wales
24 month ratio of assessments to patient IDs	1.00	1.08

ACTIVITY	Contract
Contract assess and fit appliances (case starts) as a percentage of Area Team case starts	0.0 %

Cumulative percentage of contracted UOA delivered 2018 & 2019



Month	Adjusted Scheduled Activity (UOA)		
	2017	2018	2019
April	0	0	5
May	0	0	8
June	0	2	9
July	0	2	11
August	2	3	14
September	23	3	1
October	44	7	2
November	44	8	3
December	45	1	3
January	46	1	5
February	68	2	5
March	2	22	1
April	2	22	
May	2	22	
June	2	22	

### QUANTITY METRICS (rolling 12 month period)

	Contract Quantity	Contract Base Number	Contract *	Area Team	Region	England
% of all assessments that were assess and fit appliances (case starts)	2	24	8.3%	54.3%	58.6%	59.2%
% of all assessments that were assess and refuse	4	24	16.7%	13.8%	15.0%	12.0%
% of all assessments that were assess and review	18	24	75.0%	31.9%	26.5%	28.8%
% of case starts with a reported IOTN of 3 and Aesthetic Component of 5 or below	0	2	<i>N/A</i>	0.1%	0.1%	0.1%
% of case starts with a reported IOTN of 3 and Aesthetic Component of 6 or above	1	2	50.0%	5.6%	5.5%	3.9%
% of case starts with a reported IOTN of 4	1	2	50.0%	80.3%	78.6%	77.6%
% of case starts with a reported IOTN of 5	0	2	<i>N/A</i>	12.8%	13.8%	16.7 %
% of concluded courses in receipt of dual-arch fixed appliances	4	11	36.4%	75.2%	80.1%	72.9%
% of concluded courses where treatment was abandoned or discontinued	2	11	18.2%	6.1%	5.7%	8.7%
% of patients satisfied with the treatment they have received	0	0	<i>N/A</i>	95.5%	94.6%	95.7%

\* Figures in italics indicate that the base number is less than 100.

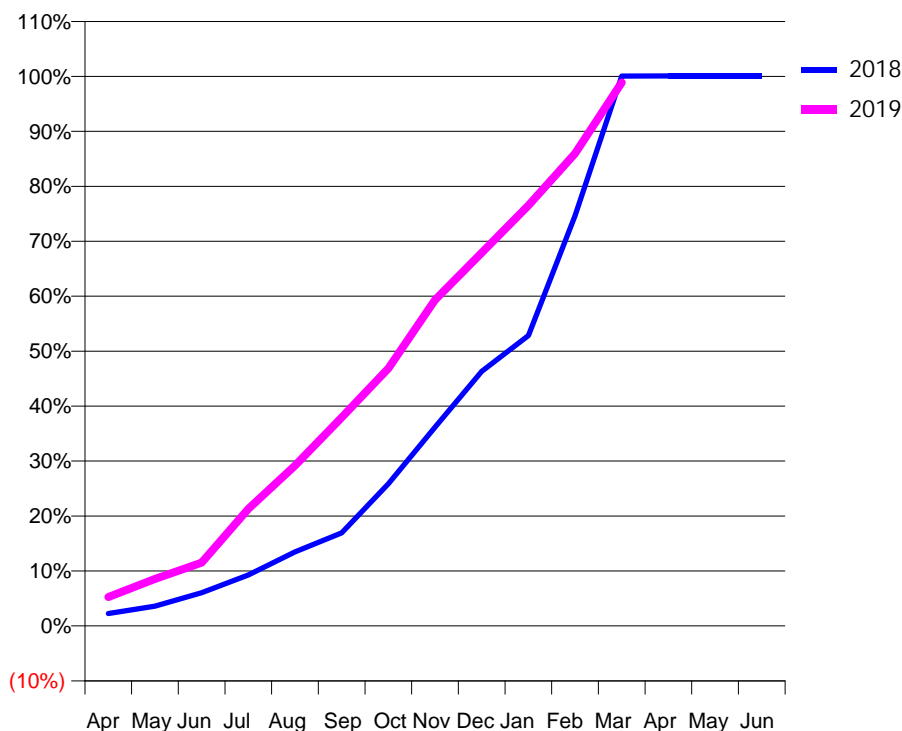
### Q63 - Vital Signs Orthodontic At a Glance Contract Report for 752304/0003 - March 2019

Name or company name	MR MS DARR	18/19 Contracted general activity (UDA)	0
Contract type name	PDS Contract	Carry forward general activity (UDA)	0
Purpose of contract	Orthodontic	18/19 Contracted orthodontic activity (UOA)	6,500
Contract start date	01/04/2010	Carry forward orthodontic activity (UOA)	-26
Contract end date	30/06/2019	Baseline contract value	£459,294.51

ACCESS	Contract	England and Wales
24 month ratio of assessments to patient IDs	1.07	1.08

ACTIVITY	Contract
Contract assess and fit appliances (case starts) as a percentage of Area Team case starts	2.9 %

Cumulative percentage of contracted UOA delivered 2018 & 2019



Month	Adjusted Scheduled Activity (UOA)		
	2017	2018	2019
April	70	148	342
May	1,044	235	556
June	1,233	393	748
July	1,719	604	1,386
August	2,100	876	1,897
September	2,603	1,102	2,466
October	3,120	1,683	3,047
November	3,435	2,349	3,854
December	4,015	3,011	4,415
January	4,278	3,435	4,974
February	4,834	4,851	5,587
March	6,043	6,502	6,427
April	6,576	6,504	
May	6,577	6,505	
June	6,577	6,505	

#### QUANTITY METRICS (rolling 12 month period)

	Contract Quantity	Contract Base Number	Contract *	Area Team	Region	England
% of all assessments that were assess and fit appliances (case starts)	285	828	34.4%	54.3%	58.6%	59.2%
% of all assessments that were assess and refuse	145	828	17.5%	13.8%	15.0%	12.0%
% of all assessments that were assess and review	398	828	48.1%	31.9%	26.5%	28.8%
% of case starts with a reported IOTN of 3 and Aesthetic Component of 5 or below	0	285	N/A	0.1%	0.1%	0.1%
% of case starts with a reported IOTN of 3 and Aesthetic Component of 6 or above	43	285	15.1%	5.6%	5.5%	3.9%
% of case starts with a reported IOTN of 4	208	285	73.0%	80.3%	78.6%	77.6%
% of case starts with a reported IOTN of 5	26	285	9.1%	12.8%	13.8%	16.7 %
% of concluded courses in receipt of dual-arch fixed appliances	201	290	69.3%	75.2%	80.1%	72.9%
% of concluded courses where treatment was abandoned or discontinued	81	290	27.9%	6.1%	5.7%	8.7%
% of patients satisfied with the treatment they have received	3	3	100.0%	95.5%	94.6%	95.7%

\* Figures in italics indicate that the base number is less than 100.

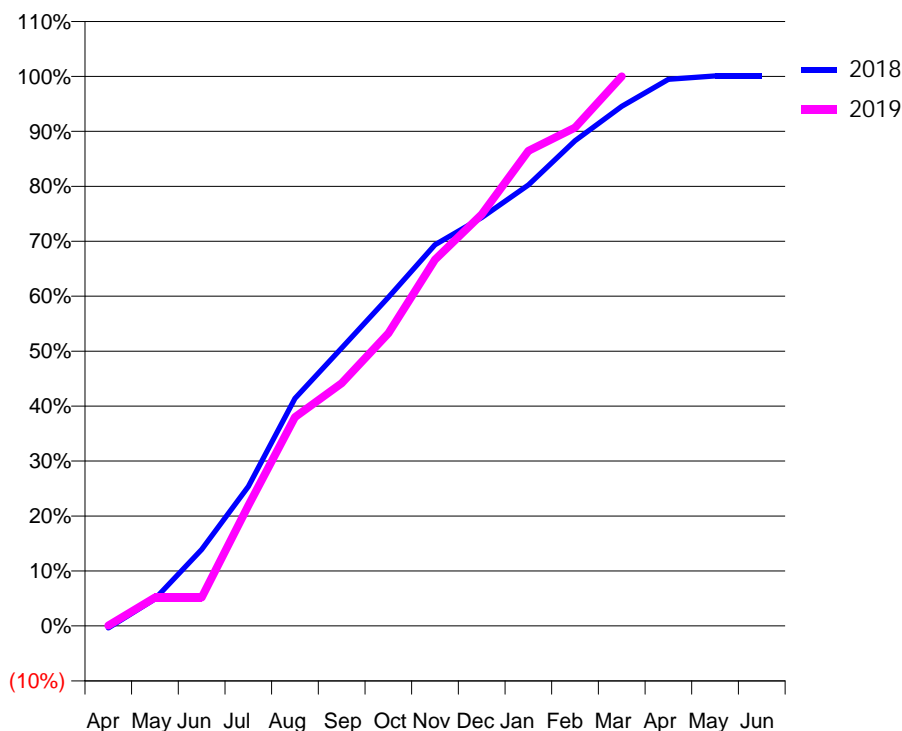
### Q63 - Vital Signs Orthodontic At a Glance Contract Report for 755192/0001 - March 2019

Name or company name	MR JP WARD	18/19 Contracted general activity (UDA)	0
Contract type name	PDS Contract	Carry forward general activity (UDA)	0
Purpose of contract	Orthodontic	18/19 Contracted orthodontic activity (UOA)	3,401
Contract start date	01/04/2006	Carry forward orthodontic activity (UOA)	-3
Contract end date	30/06/2019	Baseline contract value	£228,826.03

ACCESS	Contract	England and Wales
24 month ratio of assessments to patient IDs	1.03	1.08

ACTIVITY	Contract
Contract assess and fit appliances (case starts) as a percentage of Area Team case starts	1.7 %

Cumulative percentage of contracted UOA delivered 2018 & 2019



Month	Adjusted Scheduled Activity (UOA)		
	2017	2018	2019
April	22	-13	3
May	131	167	176
June	177	473	176
July	387	864	746
August	513	1,408	1,292
September	941	1,720	1,502
October	1,172	2,034	1,811
November	1,466	2,359	2,267
December	1,933	2,527	2,547
January	2,248	2,729	2,940
February	2,693	3,002	3,084
March	3,071	3,215	3,401
April	3,388	3,383	
May	3,388	3,404	
June	3,388	3,404	

### QUANTITY METRICS (rolling 12 month period)

	Contract Quantity	Contract Base Number	Contract *	Area Team	Region	England
% of all assessments that were assess and fit appliances (case starts)	167	390	42.8%	54.3%	58.6%	59.2%
% of all assessments that were assess and refuse	45	390	11.5%	13.8%	15.0%	12.0%
% of all assessments that were assess and review	178	390	45.6%	31.9%	26.5%	28.8%
% of case starts with a reported IOTN of 3 and Aesthetic Component of 5 or below	0	167	N/A	0.1%	0.1%	0.1%
% of case starts with a reported IOTN of 3 and Aesthetic Component of 6 or above	4	167	2.4%	5.6%	5.5%	3.9%
% of case starts with a reported IOTN of 4	124	167	74.3%	80.3%	78.6%	77.6%
% of case starts with a reported IOTN of 5	33	167	19.8%	12.8%	13.8%	16.7 %
% of concluded courses in receipt of dual-arch fixed appliances	121	134	90.3%	75.2%	80.1%	72.9%
% of concluded courses where treatment was abandoned or discontinued	3	134	2.2%	6.1%	5.7%	8.7%
% of patients satisfied with the treatment they have received	1	1	100.0%	95.5%	94.6%	95.7%

\* Figures in italics indicate that the base number is less than 100.

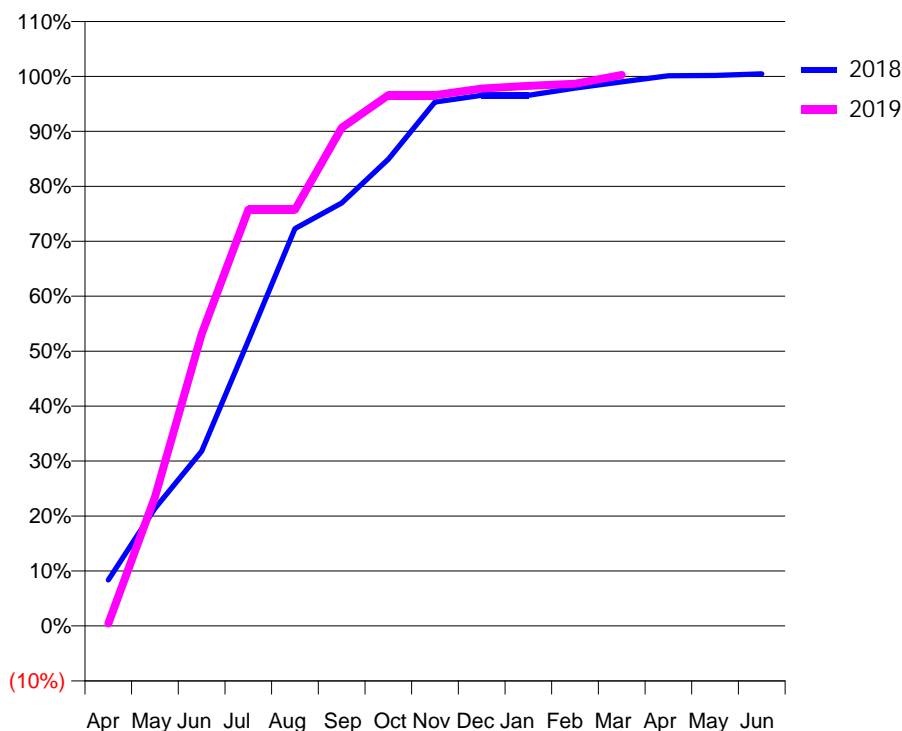
### Q63 - Vital Signs Orthodontic At a Glance Contract Report for 760757/0001 - March 2019

Name or company name	MR PA HILL	18/19 Contracted general activity (UDA)	0
Contract type name	PDS Contract	Carry forward general activity (UDA)	0
Purpose of contract	Orthodontic	18/19 Contracted orthodontic activity (UOA)	7,212
Contract start date	01/04/2006	Carry forward orthodontic activity (UOA)	-33
Contract end date	30/06/2019	Baseline contract value	£490,030.02

ACCESS	Contract	England and Wales
24 month ratio of assessments to patient IDs	1.04	1.08

ACTIVITY	Contract
Contract assess and fit appliances (case starts) as a percentage of Area Team case starts	3.3 %

Cumulative percentage of contracted UOA delivered 2018 & 2019



Month	Adjusted Scheduled Activity (UOA)		
	2017	2018	2019
April	24	604	33
May	1,040	1,542	1,689
June	2,311	2,291	3,831
July	4,750	3,746	5,462
August	5,524	5,214	5,462
September	6,150	5,551	6,538
October	6,778	6,124	6,965
November	6,841	6,876	6,965
December	7,070	6,963	7,052
January	7,187	6,963	7,087
February	7,206	7,057	7,115
March	7,237	7,140	7,231
April	7,237	7,221	
May	7,237	7,223	
June	7,237	7,245	

#### QUANTITY METRICS (rolling 12 month period)

	Contract Quantity	Contract Base Number	Contract *	Area Team	Region	England
% of all assessments that were assess and fit appliances (case starts)	322	917	35.1%	54.3%	58.6%	59.2%
% of all assessments that were assess and refuse	3	917	0.3%	13.8%	15.0%	12.0%
% of all assessments that were assess and review	592	917	64.6%	31.9%	26.5%	28.8%
% of case starts with a reported IOTN of 3 and Aesthetic Component of 5 or below	0	322	N/A	0.1%	0.1%	0.1%
% of case starts with a reported IOTN of 3 and Aesthetic Component of 6 or above	12	322	3.7%	5.6%	5.5%	3.9%
% of case starts with a reported IOTN of 4	295	322	91.6%	80.3%	78.6%	77.6%
% of case starts with a reported IOTN of 5	14	322	4.3%	12.8%	13.8%	16.7 %
% of concluded courses in receipt of dual-arch fixed appliances	276	313	88.2%	75.2%	80.1%	72.9%
% of concluded courses where treatment was abandoned or discontinued	2	313	0.6%	6.1%	5.7%	8.7%
% of patients satisfied with the treatment they have received	1	1	100.0%	95.5%	94.6%	95.7%

\* Figures in italics indicate that the base number is less than 100.

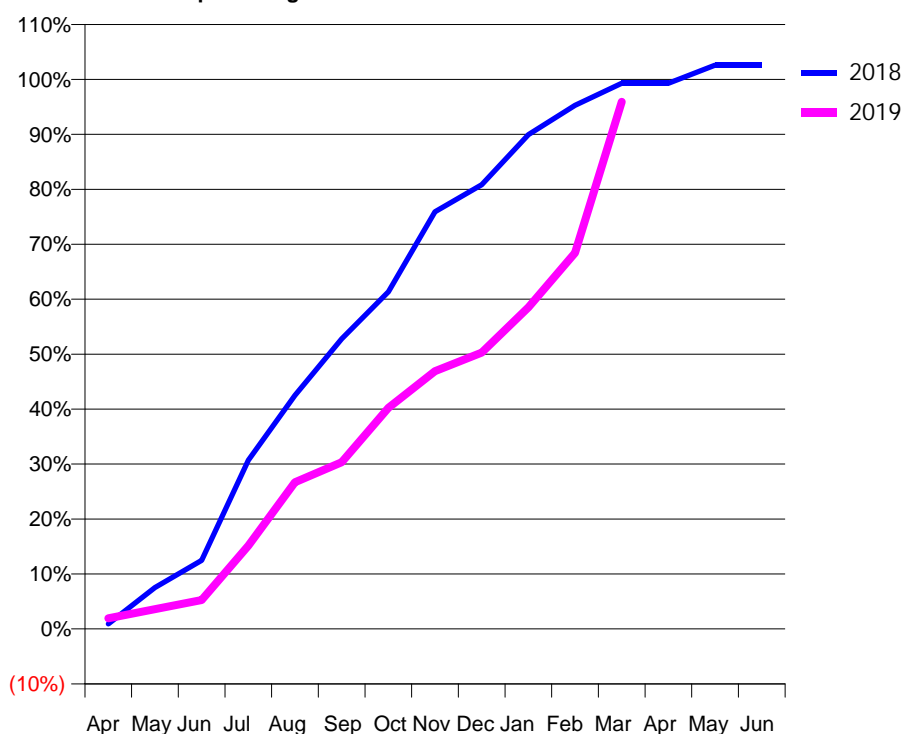
### Q63 - Vital Signs Orthodontic At a Glance Contract Report for 762210/0001 - March 2019

Name or company name	MISS CA STOCK	18/19 Contracted general activity (UDA)	0
Contract type name	PDS Contract	Carry forward general activity (UDA)	0
Purpose of contract	Orthodontic	18/19 Contracted orthodontic activity (UOA)	1,273
Contract start date	01/04/2006	Carry forward orthodontic activity (UOA)	-25
Contract end date	30/06/2019	Baseline contract value	£85,550.58

ACCESS	Contract	England and Wales
24 month ratio of assessments to patient IDs	1.00	1.08

ACTIVITY	Contract
Contract assess and fit appliances (case starts) as a percentage of Area Team case starts	0.6 %

Cumulative percentage of contracted UOA delivered 2018 & 2019



Month	Adjusted Scheduled Activity (UOA)		
	2017	2018	2019
April	25	12	25
May	88	96	46
June	88	159	67
July	193	391	193
August	214	541	340
September	382	672	386
October	424	781	512
November	445	966	597
December	592	1,029	640
January	802	1,145	745
February	949	1,213	871
March	1,159	1,264	1,221
April	1,285	1,264	
May	1,285	1,306	
June	1,285	1,306	

#### QUANTITY METRICS (rolling 12 month period)

	Contract Quantity	Contract Base Number	Contract *	Area Team	Region	England
% of all assessments that were assess and fit appliances (case starts)	58	95	61.1%	54.3%	58.6%	59.2%
% of all assessments that were assess and refuse	7	95	7.4%	13.8%	15.0%	12.0%
% of all assessments that were assess and review	30	95	31.6%	31.9%	26.5%	28.8%
% of case starts with a reported IOTN of 3 and Aesthetic Component of 5 or below	0	58	N/A	0.1%	0.1%	0.1%
% of case starts with a reported IOTN of 3 and Aesthetic Component of 6 or above	0	58	N/A	5.6%	5.5%	3.9%
% of case starts with a reported IOTN of 4	42	58	72.4%	80.3%	78.6%	77.6%
% of case starts with a reported IOTN of 5	12	58	20.7%	12.8%	13.8%	16.7%
% of concluded courses in receipt of dual-arch fixed appliances	32	33	97.0%	75.2%	80.1%	72.9%
% of concluded courses where treatment was abandoned or discontinued	0	33	0.0%	6.1%	5.7%	8.7%
% of patients satisfied with the treatment they have received	0	0	N/A	95.5%	94.6%	95.7%

\* Figures in italics indicate that the base number is less than 100.

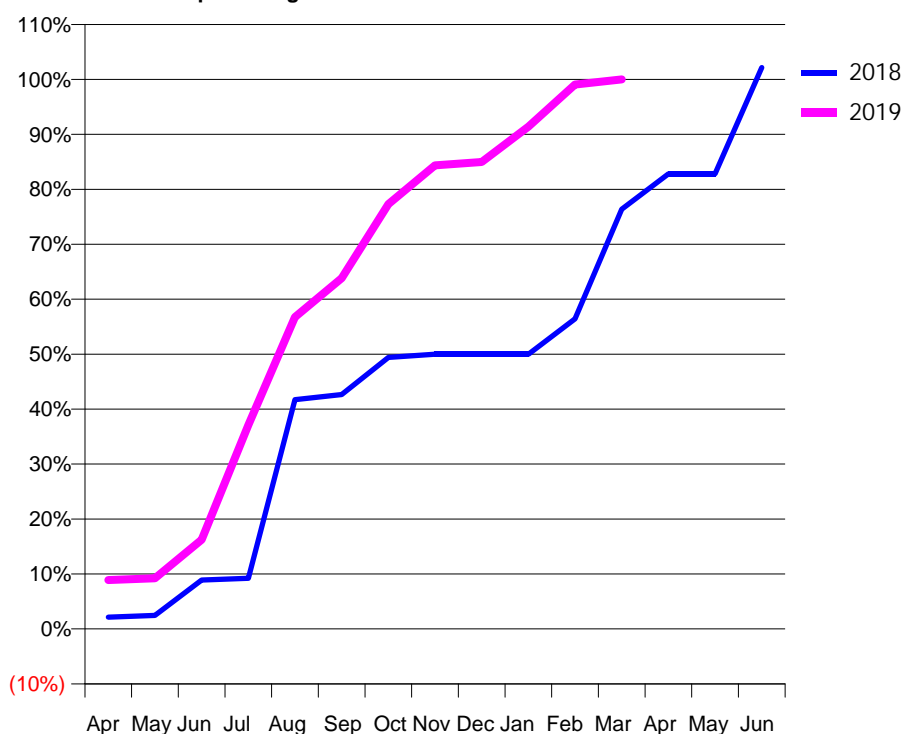
### Q63 - Vital Signs Orthodontic At a Glance Contract Report for 775215/0010 - March 2019

Name or company name	MR C PATEL	18/19 Contracted general activity (UDA)	23,346
Contract type name	GDS Contract	Carry forward general activity (UDA)	3,708
Purpose of contract	General and Orthodontic	18/19 Contracted orthodontic activity (UOA)	326
Contract start date	01/01/2016	Carry forward orthodontic activity (UOA)	-7
Contract end date		Baseline contract value	£778,544.33

ACCESS	Contract	England and Wales
24 month ratio of assessments to patient IDs	1.13	1.08

ACTIVITY	Contract
Contract assess and fit appliances (case starts) as a percentage of Area Team case starts	0.2 %

Cumulative percentage of contracted UOA delivered 2018 & 2019



Month	Adjusted Scheduled Activity (UOA)		
	2017	2018	2019
April	13	7	29
May	78	8	30
June	121	29	53
July	142	30	121
August	165	136	185
September	166	139	208
October	187	161	252
November	229	163	275
December	250	163	277
January	250	163	298
February	356	184	323
March	356	249	326
April	356	270	
May	356	270	
June	356	333	

#### QUANTITY METRICS (rolling 12 month period)

	Contract Quantity	Contract Base Number	Contract *	Area Team	Region	England
% of all assessments that were assess and fit appliances (case starts)	24	49	49.0%	54.3%	58.6%	59.2%
% of all assessments that were assess and refuse	11	49	22.4%	13.8%	15.0%	12.0%
% of all assessments that were assess and review	14	49	28.6%	31.9%	26.5%	28.8%
% of case starts with a reported IOTN of 3 and Aesthetic Component of 5 or below	2	24	8.3%	0.1%	0.1%	0.1%
% of case starts with a reported IOTN of 3 and Aesthetic Component of 6 or above	0	24	N/A	5.6%	5.5%	3.9%
% of case starts with a reported IOTN of 4	10	24	41.7%	80.3%	78.6%	77.6%
% of case starts with a reported IOTN of 5	3	24	12.5%	12.8%	13.8%	16.7%
% of concluded courses in receipt of dual-arch fixed appliances	0	1	N/A	75.2%	80.1%	72.9%
% of concluded courses where treatment was abandoned or discontinued	0	1	0.0%	6.1%	5.7%	8.7%
% of patients satisfied with the treatment they have received	0	0	N/A	95.5%	94.6%	95.7%

\* Figures in italics indicate that the base number is less than 100.

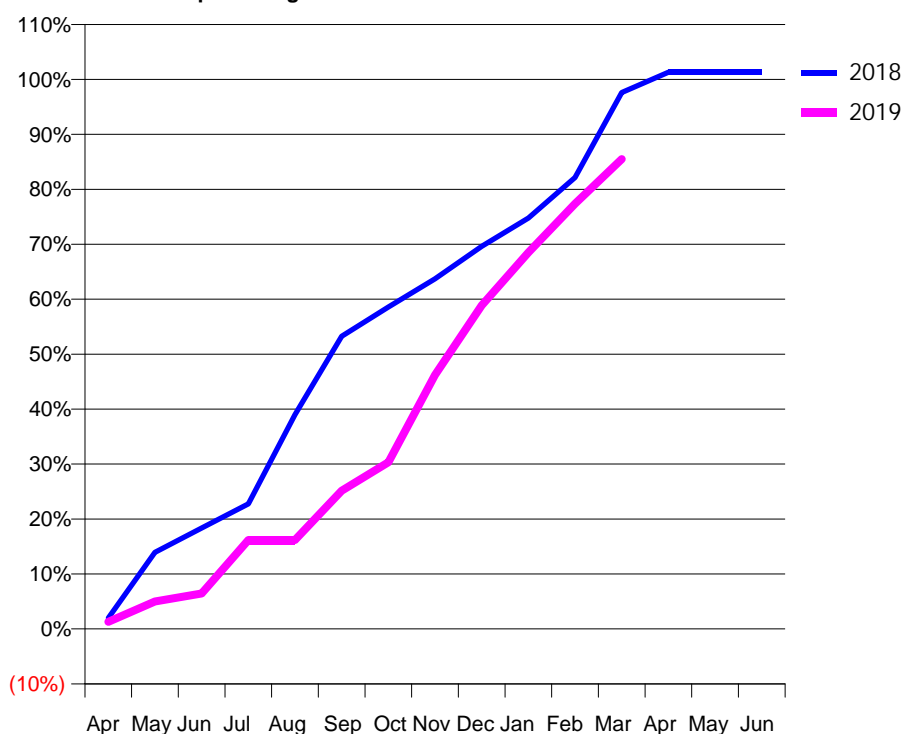
### Q63 - Vital Signs Orthodontic At a Glance Contract Report for 835129/0001 - March 2019

Name or company name	MRS KL CLARKE	18/19 Contracted general activity (UDA)	0
Contract type name	PDS Contract	Carry forward general activity (UDA)	0
Purpose of contract	Orthodontic	18/19 Contracted orthodontic activity (UOA)	2,850
Contract start date	01/04/2006	Carry forward orthodontic activity (UOA)	-37
Contract end date	30/06/2019	Baseline contract value	£190,620.83

ACCESS	Contract	England and Wales
24 month ratio of assessments to patient IDs	1.00	1.08

ACTIVITY	Contract
Contract assess and fit appliances (case starts) as a percentage of Area Team case starts	1.3 %

Cumulative percentage of contracted UOA delivered 2018 & 2019



Month	Adjusted Scheduled Activity (UOA)		
	2017	2018	2019
April	57	57	37
May	57	397	142
June	351	523	184
July	565	649	461
August	712	1,111	461
September	1,052	1,518	717
October	1,392	1,669	864
November	1,627	1,816	1,317
December	1,795	1,984	1,678
January	2,030	2,131	1,953
February	2,366	2,341	2,205
March	2,933	2,782	2,436
April	2,954	2,887	
May	2,954	2,887	
June	2,954	2,887	

### QUANTITY METRICS (rolling 12 month period)

	Contract Quantity	Contract Base Number	Contract *	Area Team	Region	England
% of all assessments that were assess and fit appliances (case starts)	126	126	100.0%	54.3%	58.6%	59.2%
% of all assessments that were assess and refuse	0	126	0.0%	13.8%	15.0%	12.0%
% of all assessments that were assess and review	0	126	0.0%	31.9%	26.5%	28.8%
% of case starts with a reported IOTN of 3 and Aesthetic Component of 5 or below	0	126	N/A	0.1%	0.1%	0.1%
% of case starts with a reported IOTN of 3 and Aesthetic Component of 6 or above	1	126	0.8%	5.6%	5.5%	3.9%
% of case starts with a reported IOTN of 4	102	126	81.0%	80.3%	78.6%	77.6%
% of case starts with a reported IOTN of 5	22	126	17.5%	12.8%	13.8%	16.7 %
% of concluded courses in receipt of dual-arch fixed appliances	107	121	88.4%	75.2%	80.1%	72.9%
% of concluded courses where treatment was abandoned or discontinued	6	121	5.0%	6.1%	5.7%	8.7%
% of patients satisfied with the treatment they have received	1	1	100.0%	95.5%	94.6%	95.7%

\* Figures in italics indicate that the base number is less than 100.



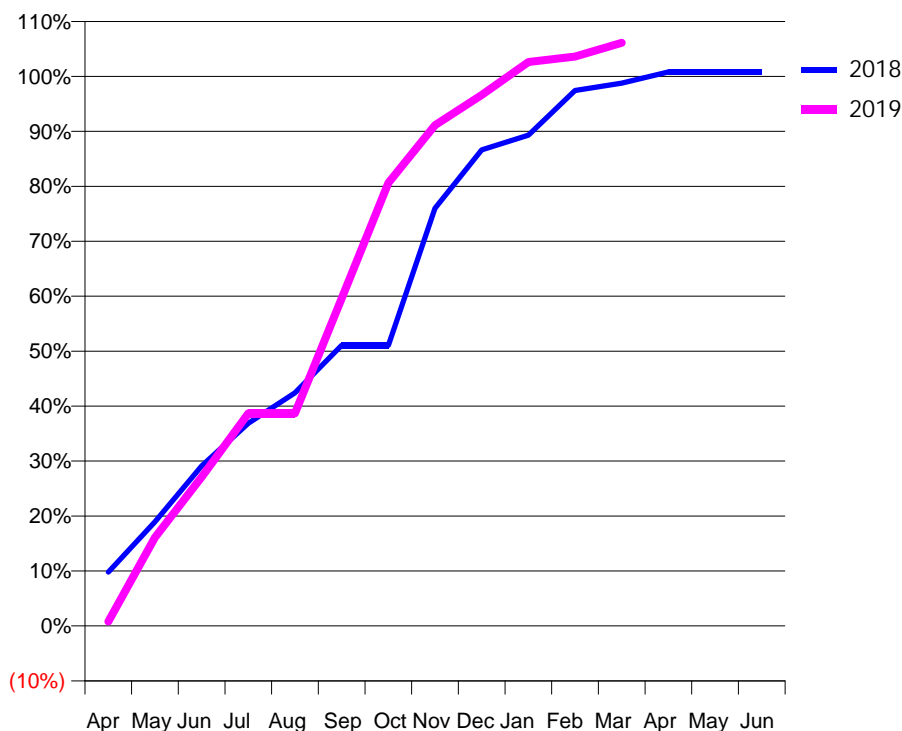
### Q63 - Vital Signs Orthodontic At a Glance Contract Report for 854824/0001 - March 2019

Name or company name	MR SK SADIQ	18/19 Contracted general activity (UDA)	0
Contract type name	PDS Contract	Carry forward general activity (UDA)	0
Purpose of contract	Orthodontic	18/19 Contracted orthodontic activity (UOA)	4,200
Contract start date	01/04/2006	Carry forward orthodontic activity (UOA)	-34
Contract end date	30/06/2019	Baseline contract value	£255,314.19

ACCESS	Contract	England and Wales
24 month ratio of assessments to patient IDs	1.02	1.08

ACTIVITY	Contract
Contract assess and fit appliances (case starts) as a percentage of Area Team case starts	2.2 %

Cumulative percentage of contracted UOA delivered 2018 & 2019



Month	Adjusted Scheduled Activity (UOA)		
	2017	2018	2019
April	217	411	34
May	471	796	676
June	1,202	1,223	1,138
July	1,691	1,550	1,625
August	2,281	1,781	1,625
September	2,523	2,145	2,504
October	2,547	2,145	3,386
November	2,907	3,192	3,827
December	3,430	3,638	4,058
January	3,701	3,751	4,310
February	3,845	4,092	4,352
March	4,200	4,149	4,457
April	4,231	4,234	
May	4,231	4,234	
June	4,231	4,234	

### QUANTITY METRICS (rolling 12 month period)

	Contract Quantity	Contract Base Number	Contract *	Area Team	Region	England
% of all assessments that were assess and fit appliances (case starts)	217	259	83.8%	54.3%	58.6%	59.2%
% of all assessments that were assess and refuse	6	259	2.3%	13.8%	15.0%	12.0%
% of all assessments that were assess and review	36	259	13.9%	31.9%	26.5%	28.8%
% of case starts with a reported IOTN of 3 and Aesthetic Component of 5 or below	1	217	0.5%	0.1%	0.1%	0.1%
% of case starts with a reported IOTN of 3 and Aesthetic Component of 6 or above	11	217	5.1%	5.6%	5.5%	3.9%
% of case starts with a reported IOTN of 4	164	217	75.6%	80.3%	78.6%	77.6%
% of case starts with a reported IOTN of 5	29	217	13.4%	12.8%	13.8%	16.7 %
% of concluded courses in receipt of dual-arch fixed appliances	27	33	81.8%	75.2%	80.1%	72.9%
% of concluded courses where treatment was abandoned or discontinued	1	33	3.0%	6.1%	5.7%	8.7%
% of patients satisfied with the treatment they have received	0	0	N/A	95.5%	94.6%	95.7%

\* Figures in italics indicate that the base number is less than 100.

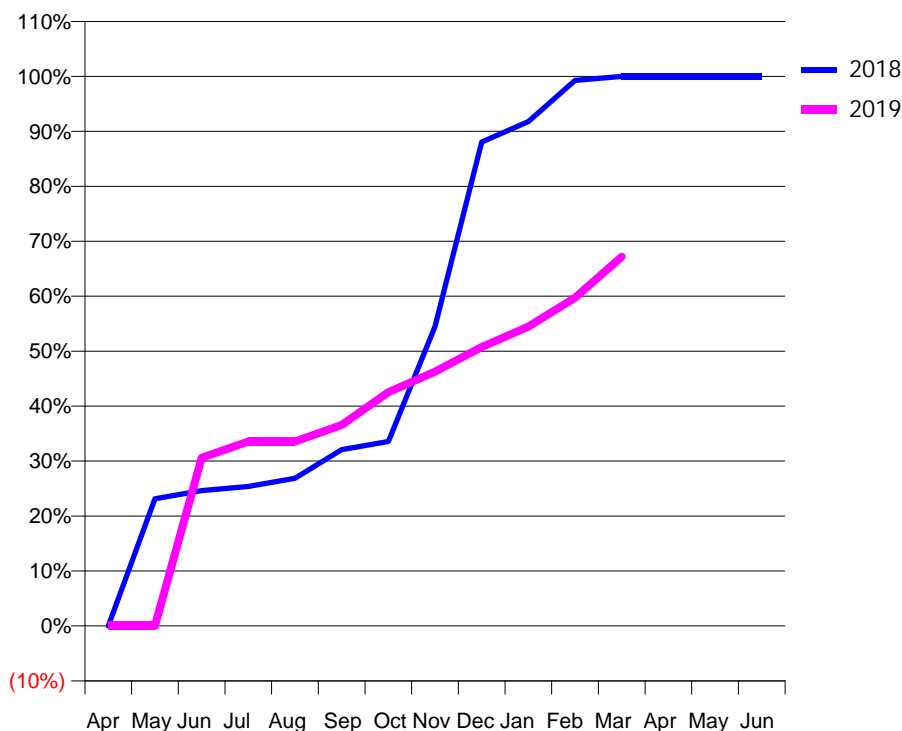
### Q63 - Vital Signs Orthodontic At a Glance Contract Report for 909548/0001 - March 2019

Name or company name	MR HS KALSI	18/19 Contracted general activity (UDA)	7,537
Contract type name	GDS Contract	Carry forward general activity (UDA)	161
Purpose of contract	General and Orthodontic	18/19 Contracted orthodontic activity (UOA)	134
Contract start date	01/04/2006	Carry forward orthodontic activity (UOA)	0
Contract end date		Baseline contract value	£214,304.07

ACCESS	Contract	England and Wales
24 month ratio of assessments to patient IDs	1.08	1.08

ACTIVITY	Contract
Contract assess and fit appliances (case starts) as a percentage of Area Team case starts	0.0 %

Cumulative percentage of contracted UOA delivered 2018 & 2019



Month	Adjusted Scheduled Activity (UOA)		
	2017	2018	2019
April	-3	0	0
May	20	31	0
June	30	33	41
July	31	34	45
August	34	36	45
September	34	43	49
October	34	45	57
November	78	73	62
December	99	118	68
January	125	123	73
February	126	133	80
March	131	134	90
April	134	134	
May	134	134	
June	134	134	

#### QUANTITY METRICS (rolling 12 month period)

	Contract Quantity	Contract Base Number	Contract *	Area Team	Region	England
% of all assessments that were assess and fit appliances (case starts)	1	71	1.4%	54.3%	58.6%	59.2%
% of all assessments that were assess and refuse	0	71	0.0%	13.8%	15.0%	12.0%
% of all assessments that were assess and review	70	71	98.6%	31.9%	26.5%	28.8%
% of case starts with a reported IOTN of 3 and Aesthetic Component of 5 or below	0	1	N/A	0.1%	0.1%	0.1%
% of case starts with a reported IOTN of 3 and Aesthetic Component of 6 or above	0	1	N/A	5.6%	5.5%	3.9%
% of case starts with a reported IOTN of 4	1	1	100.0%	80.3%	78.6%	77.6%
% of case starts with a reported IOTN of 5	0	1	N/A	12.8%	13.8%	16.7%
% of concluded courses in receipt of dual-arch fixed appliances	0	0	N/A	75.2%	80.1%	72.9%
% of concluded courses where treatment was abandoned or discontinued	0	0	N/A	6.1%	5.7%	8.7%
% of patients satisfied with the treatment they have received	0	0	N/A	95.5%	94.6%	95.7%

\* Figures in italics indicate that the base number is less than 100.

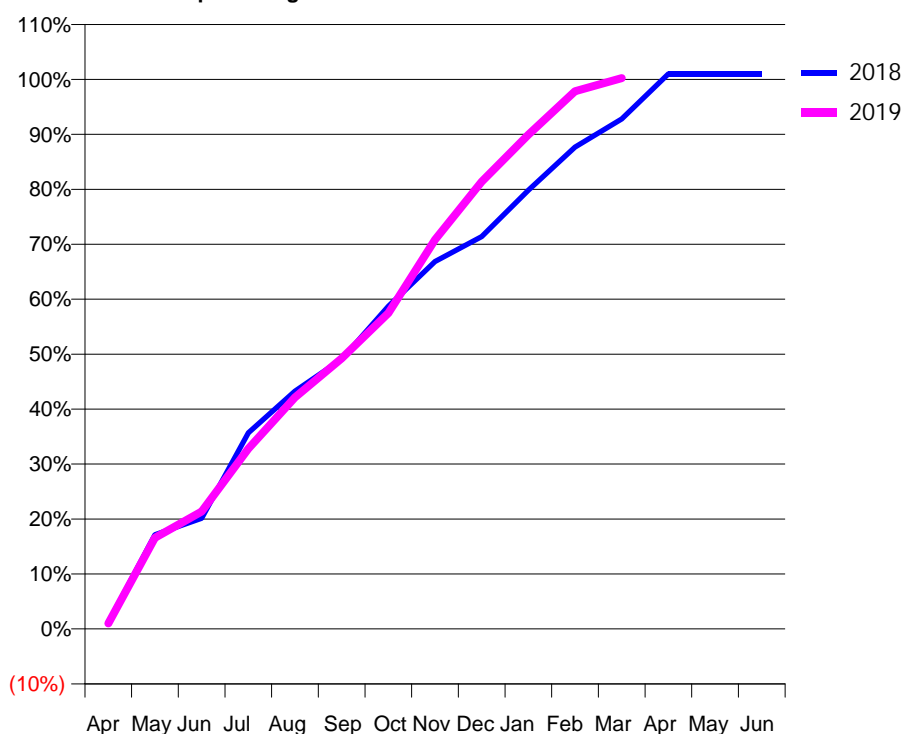
### Q63 - Vital Signs Orthodontic At a Glance Contract Report for 949612/0003 - March 2019

Name or company name	Simply Orthodontics	18/19 Contracted general activity (UDA)	0
Contract type name	PDS Contract	Carry forward general activity (UDA)	0
Purpose of contract	Orthodontic	18/19 Contracted orthodontic activity (UOA)	11,563
Contract start date	01/04/2011	Carry forward orthodontic activity (UOA)	-117
Contract end date	30/06/2019	Baseline contract value	£776,946.37

ACCESS	Contract	England and Wales
24 month ratio of assessments to patient IDs	1.01	1.08

ACTIVITY	Contract
Contract assess and fit appliances (case starts) as a percentage of Area Team case starts	6.2 %

Cumulative percentage of contracted UOA delivered 2018 & 2019



Month	Adjusted Scheduled Activity (UOA)		
	2017	2018	2019
April	-160	132	117
May	957	1,983	1,918
June	1,443	2,329	2,472
July	2,178	4,126	3,794
August	3,093	5,003	4,869
September	4,430	5,676	5,692
October	5,642	6,789	6,646
November	7,325	7,729	8,187
December	8,320	8,258	9,409
January	9,263	9,234	10,400
February	10,166	10,137	11,312
March	11,627	10,729	11,587
April	11,694	11,679	
May	11,695	11,680	
June	11,695	11,680	

### QUANTITY METRICS (rolling 12 month period)

	Contract Quantity	Contract Base Number	Contract *	Area Team	Region	England
% of all assessments that were assess and fit appliances (case starts)	603	632	95.4%	54.3%	58.6%	59.2%
% of all assessments that were assess and refuse	3	632	0.5%	13.8%	15.0%	12.0%
% of all assessments that were assess and review	26	632	4.1%	31.9%	26.5%	28.8%
% of case starts with a reported IOTN of 3 and Aesthetic Component of 5 or below	2	603	0.3%	0.1%	0.1%	0.1%
% of case starts with a reported IOTN of 3 and Aesthetic Component of 6 or above	39	603	6.5%	5.6%	5.5%	3.9%
% of case starts with a reported IOTN of 4	458	603	76.0%	80.3%	78.6%	77.6%
% of case starts with a reported IOTN of 5	101	603	16.7%	12.8%	13.8%	16.7 %
% of concluded courses in receipt of dual-arch fixed appliances	446	467	95.5%	75.2%	80.1%	72.9%
% of concluded courses where treatment was abandoned or discontinued	8	467	1.7%	6.1%	5.7%	8.7%
% of patients satisfied with the treatment they have received	1	1	100.0%	95.5%	94.6%	95.7%

\* Figures in italics indicate that the base number is less than 100.

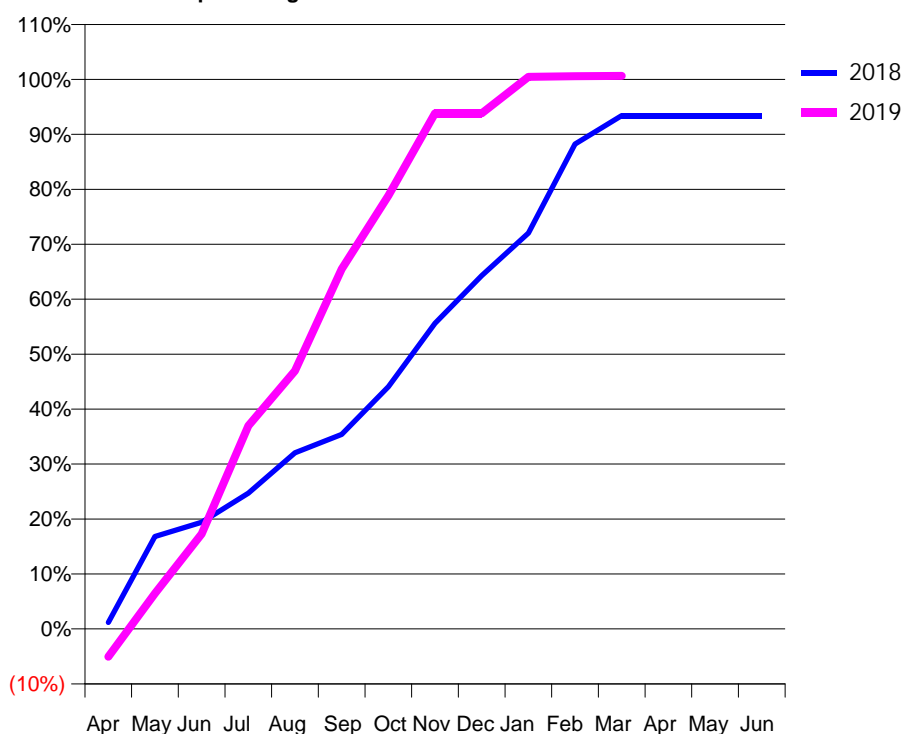
### Q64 - Vital Signs Orthodontic At a Glance Contract Report for 101281/0111 - March 2019

Name or company name	OASIS DENTAL CARE LTD	18/19 Contracted general activity (UDA)	0
Contract type name	PDS Contract	Carry forward general activity (UDA)	0
Purpose of contract	Orthodontic	18/19 Contracted orthodontic activity (UOA)	2,616
Contract start date	01/04/2006	Carry forward orthodontic activity (UOA)	273
Contract end date	31/03/2019	Baseline contract value	£169,733.35

ACCESS	Contract	England and Wales
24 month ratio of assessments to patient IDs	1.21	1.08

ACTIVITY	Contract
Contract assess and fit appliances (case starts) as a percentage of Area Team case starts	3.1 %

Cumulative percentage of contracted UOA delivered 2018 & 2019



Month	Adjusted Scheduled Activity (UOA)		
	2017	2018	2019
April	183	34	-133
May	398	483	169
June	647	557	452
July	859	709	967
August	1,154	919	1,229
September	1,445	1,015	1,713
October	1,709	1,264	2,063
November	1,995	1,595	2,454
December	2,295	1,844	2,454
January	2,437	2,066	2,628
February	2,532	2,530	2,631
March	2,558	2,679	2,632
April	2,559	2,679	
May	2,562	2,679	
June	2,562	2,679	

#### QUANTITY METRICS (rolling 12 month period)

	Contract Quantity	Contract Base Number	Contract *	Area Team	Region	England
% of all assessments that were assess and fit appliances (case starts)	134	307	43.6%	51.9%	58.6%	59.2%
% of all assessments that were assess and refuse	14	307	4.6%	14.1%	11.7%	12.0%
% of all assessments that were assess and review	159	307	51.8%	34.0%	29.7%	28.8%
% of case starts with a reported IOTN of 3 and Aesthetic Component of 5 or below	0	134	N/A	0.0%	0.2%	0.1%
% of case starts with a reported IOTN of 3 and Aesthetic Component of 6 or above	0	134	N/A	4.7%	3.2%	3.9%
% of case starts with a reported IOTN of 4	124	134	92.5%	75.9%	77.5%	77.6%
% of case starts with a reported IOTN of 5	10	134	7.5%	14.8%	17.2%	16.7 %
% of concluded courses in receipt of dual-arch fixed appliances	73	104	70.2%	53.9%	70.6%	72.9%
% of concluded courses where treatment was abandoned or discontinued	14	104	13.5%	9.7%	9.2%	8.7%
% of patients satisfied with the treatment they have received	9	9	100.0%	94.4%	96.4%	95.7%

\* Figures in italics indicate that the base number is less than 100.

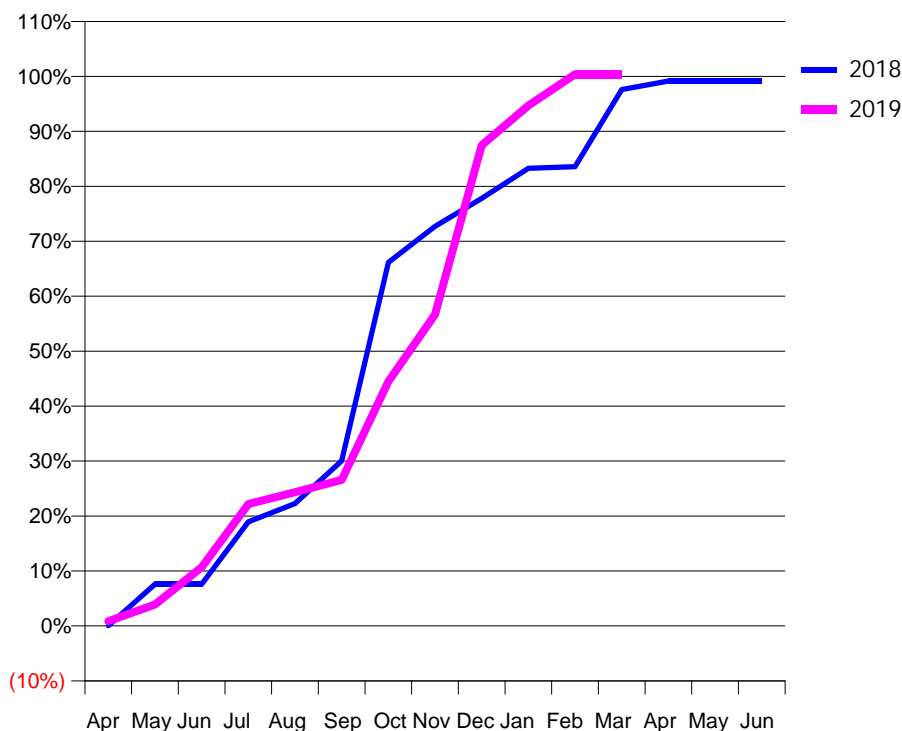
### Q64 - Vital Signs Orthodontic At a Glance Contract Report for 109002/0002 - March 2019

Name or company name	Dr Dominic Killian Ltd	18/19 Contracted general activity (UDA)	0
Contract type name	PDS Contract	Carry forward general activity (UDA)	0
Purpose of contract	Orthodontic	18/19 Contracted orthodontic activity (UOA)	1,285
Contract start date	01/10/2008	Carry forward orthodontic activity (UOA)	12
Contract end date	31/03/2021	Baseline contract value	£86,760.62

ACCESS	Contract	England and Wales
24 month ratio of assessments to patient IDs	1.14	1.08

ACTIVITY	Contract
Contract assess and fit appliances (case starts) as a percentage of Area Team case starts	1.1 %

Cumulative percentage of contracted UOA delivered 2018 & 2019



Month	Adjusted Scheduled Activity (UOA)		
	2017	2018	2019
April	0	1	11
May	423	107	50
June	496	107	137
July	613	267	285
August	675	314	313
September	753	424	342
October	755	934	572
November	903	1,026	728
December	1,035	1,098	1,124
January	1,193	1,175	1,217
February	1,280	1,179	1,290
March	1,718	1,377	1,290
April	1,766	1,399	
May	1,766	1,399	
June	1,766	1,399	

#### QUANTITY METRICS (rolling 12 month period)

	Contract Quantity	Contract Base Number	Contract *	Area Team	Region	England
% of all assessments that were assess and fit appliances (case starts)	48	351	13.7%	51.9%	58.6%	59.2%
% of all assessments that were assess and refuse	80	351	22.8%	14.1%	11.7%	12.0%
% of all assessments that were assess and review	223	351	63.5%	34.0%	29.7%	28.8%
% of case starts with a reported IOTN of 3 and Aesthetic Component of 5 or below	0	48	<i>N/A</i>	0.0%	0.2%	0.1%
% of case starts with a reported IOTN of 3 and Aesthetic Component of 6 or above	0	48	<i>N/A</i>	4.7%	3.2%	3.9%
% of case starts with a reported IOTN of 4	37	48	77.1%	75.9%	77.5%	77.6%
% of case starts with a reported IOTN of 5	11	48	22.9%	14.8%	17.2%	16.7 %
% of concluded courses in receipt of dual-arch fixed appliances	38	42	90.5%	53.9%	70.6%	72.9%
% of concluded courses where treatment was abandoned or discontinued	0	42	0.0%	9.7%	9.2%	8.7%
% of patients satisfied with the treatment they have received	1	1	100.0%	94.4%	96.4%	95.7%

\* Figures in italics indicate that the base number is less than 100.

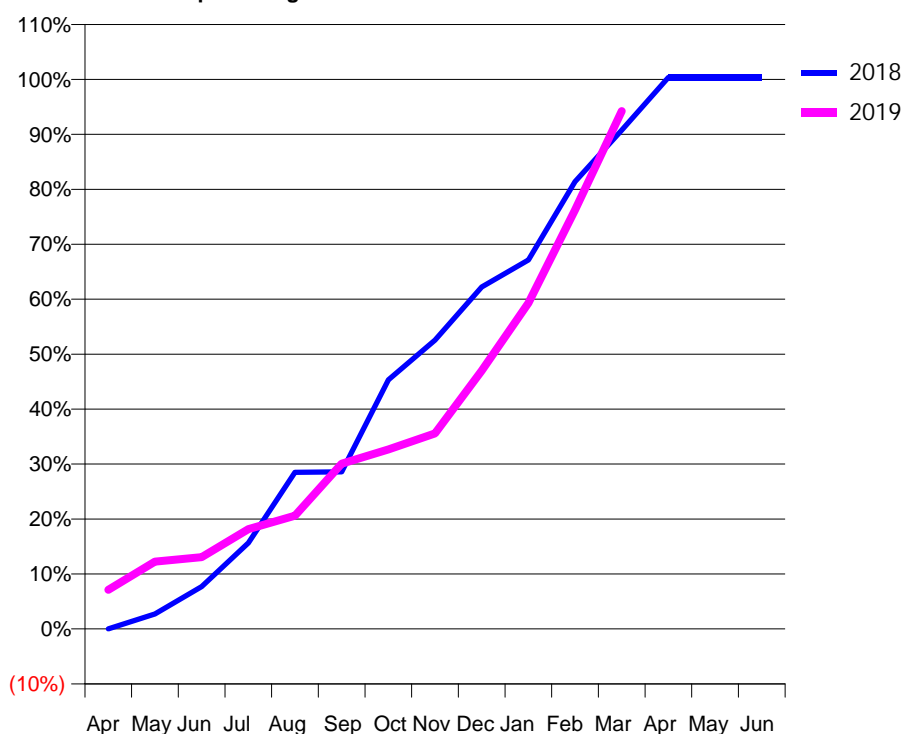
### Q64 - Vital Signs Orthodontic At a Glance Contract Report for 113387/0001 - March 2019

Name or company name	Hanlon, Gardner Dental Surgeons	18/19 Contracted general activity (UDA)	4,414
Contract type name	GDS Contract	Carry forward general activity (UDA)	0
Purpose of contract	General and Orthodontic	18/19 Contracted orthodontic activity (UOA)	896
Contract start date	01/04/2006	Carry forward orthodontic activity (UOA)	0
Contract end date		Baseline contract value	£158,448.32

ACCESS	Contract	England and Wales
24 month ratio of assessments to patient IDs	1.12	1.08

ACTIVITY	Contract
Contract assess and fit appliances (case starts) as a percentage of Area Team case starts	1.0 %

Cumulative percentage of contracted UOA delivered 2018 & 2019



Month	Adjusted Scheduled Activity (UOA)		
	2017	2018	2019
April	2	0	64
May	109	24	110
June	132	69	117
July	154	140	163
August	219	255	185
September	245	256	269
October	333	406	293
November	381	471	319
December	448	558	421
January	473	602	532
February	564	729	683
March	738	813	844
April	760	899	
May	760	899	
June	760	899	

#### QUANTITY METRICS (rolling 12 month period)

	Contract Quantity	Contract Base Number	Contract *	Area Team	Region	England
% of all assessments that were assess and fit appliances (case starts)	43	61	70.5%	51.9%	58.6%	59.2%
% of all assessments that were assess and refuse	4	61	6.6%	14.1%	11.7%	12.0%
% of all assessments that were assess and review	14	61	23.0%	34.0%	29.7%	28.8%
% of case starts with a reported IOTN of 3 and Aesthetic Component of 5 or below	1	43	2.3%	0.0%	0.2%	0.1%
% of case starts with a reported IOTN of 3 and Aesthetic Component of 6 or above	0	43	N/A	4.7%	3.2%	3.9%
% of case starts with a reported IOTN of 4	39	43	90.7%	75.9%	77.5%	77.6%
% of case starts with a reported IOTN of 5	3	43	7.0%	14.8%	17.2%	16.7%
% of concluded courses in receipt of dual-arch fixed appliances	14	30	46.7%	53.9%	70.6%	72.9%
% of concluded courses where treatment was abandoned or discontinued	14	30	46.7%	9.7%	9.2%	8.7%
% of patients satisfied with the treatment they have received	2	2	100.0%	94.4%	96.4%	95.7%

\* Figures in italics indicate that the base number is less than 100.

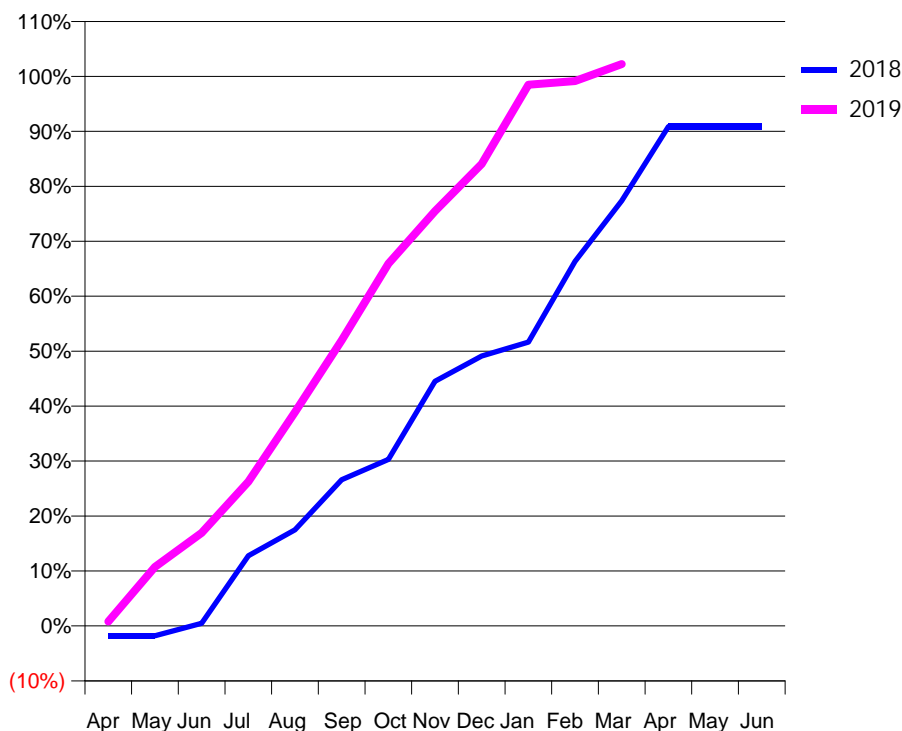
### Q64 - Vital Signs Orthodontic At a Glance Contract Report for 114677/0001 - March 2019

Name or company name	Salisbury Orthodontics Limited	18/19 Contracted general activity (UDA)	0
Contract type name	PDS Contract	Carry forward general activity (UDA)	0
Purpose of contract	Orthodontic	18/19 Contracted orthodontic activity (UOA)	3,400
Contract start date	01/09/2015	Carry forward orthodontic activity (UOA)	0
Contract end date	31/03/2019	Baseline contract value	£229,279.53

ACCESS	Contract	England and Wales
24 month ratio of assessments to patient IDs	1.02	1.08

ACTIVITY	Contract
Contract assess and fit appliances (case starts) as a percentage of Area Team case starts	4.3 %

Cumulative percentage of contracted UOA delivered 2018 & 2019



Month	Adjusted Scheduled Activity (UOA)		
	2017	2018	2019
April	-124	-75	28
May	-124	-75	365
June	-11	20	576
July	236	532	893
August	236	727	1,322
September	455	1,107	1,767
October	822	1,261	2,241
November	1,658	1,852	2,566
December	1,701	2,043	2,858
January	2,539	2,149	3,348
February	2,876	2,760	3,371
March	3,130	3,219	3,476
April	3,151	3,780	
May	3,745	3,780	
June	3,745	3,780	

#### QUANTITY METRICS (rolling 12 month period)

	Contract Quantity	Contract Base Number	Contract *	Area Team	Region	England
% of all assessments that were assess and fit appliances (case starts)	186	362	51.4%	51.9%	58.6%	59.2%
% of all assessments that were assess and refuse	23	362	6.4%	14.1%	11.7%	12.0%
% of all assessments that were assess and review	153	362	42.3%	34.0%	29.7%	28.8%
% of case starts with a reported IOTN of 3 and Aesthetic Component of 5 or below	0	186	N/A	0.0%	0.2%	0.1%
% of case starts with a reported IOTN of 3 and Aesthetic Component of 6 or above	0	186	N/A	4.7%	3.2%	3.9%
% of case starts with a reported IOTN of 4	164	186	88.2%	75.9%	77.5%	77.6%
% of case starts with a reported IOTN of 5	22	186	11.8%	14.8%	17.2%	16.7 %
% of concluded courses in receipt of dual-arch fixed appliances	102	107	95.3%	53.9%	70.6%	72.9%
% of concluded courses where treatment was abandoned or discontinued	3	107	2.8%	9.7%	9.2%	8.7%
% of patients satisfied with the treatment they have received	9	9	100.0%	94.4%	96.4%	95.7%

\* Figures in italics indicate that the base number is less than 100.

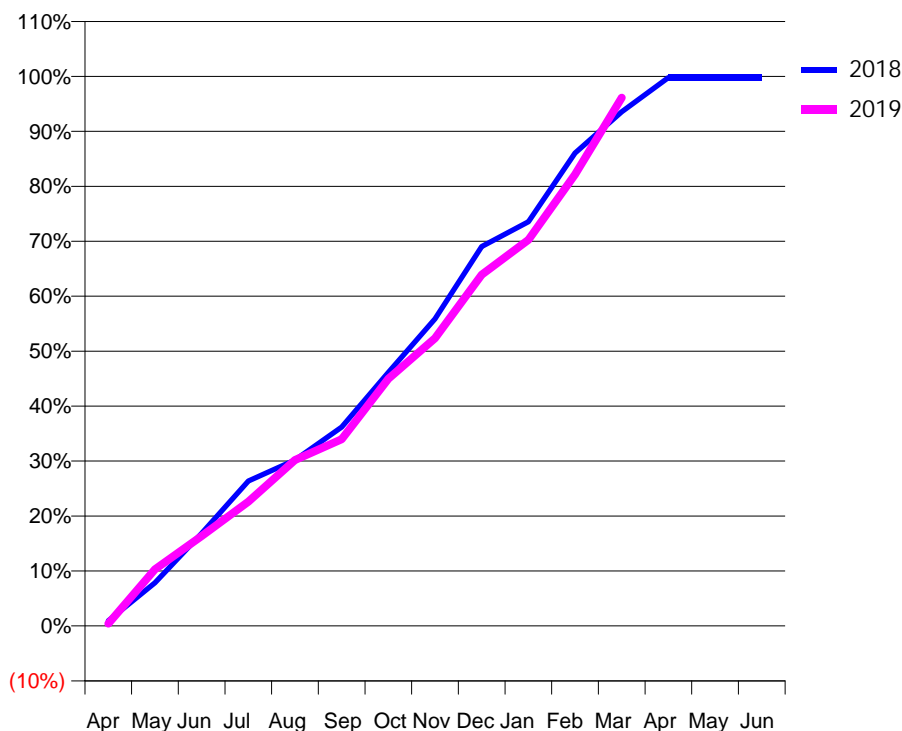
### Q64 - Vital Signs Orthodontic At a Glance Contract Report for 125385/0002 - March 2019

Name or company name	Dr Michael Frain Ltd	18/19 Contracted general activity (UDA)	14,500
Contract type name	GDS Contract	Carry forward general activity (UDA)	0
Purpose of contract	General and Orthodontic	18/19 Contracted orthodontic activity (UOA)	5,228
Contract start date	01/04/2008	Carry forward orthodontic activity (UOA)	0
Contract end date		Baseline contract value	£688,837.60

ACCESS	Contract	England and Wales
24 month ratio of assessments to patient IDs	1.58	1.08

ACTIVITY	Contract
Contract assess and fit appliances (case starts) as a percentage of Area Team case starts	5.5 %

Cumulative percentage of contracted UOA delivered 2018 & 2019



Month	Adjusted Scheduled Activity (UOA)		
	2017	2018	2019
April	226	50	22
May	808	410	538
June	1,274	881	856
July	1,820	1,378	1,182
August	2,178	1,578	1,577
September	2,453	1,892	1,776
October	2,676	2,413	2,351
November	3,290	2,921	2,737
December	3,815	3,609	3,341
January	4,039	3,845	3,674
February	4,494	4,498	4,294
March	5,000	4,892	5,024
April	5,227	5,218	
May	5,227	5,218	
June	5,227	5,218	

### QUANTITY METRICS (rolling 12 month period)

	Contract Quantity	Contract Base Number	Contract *	Area Team	Region	England
% of all assessments that were assess and fit appliances (case starts)	238	592	40.2%	51.9%	58.6%	59.2%
% of all assessments that were assess and refuse	39	592	6.6%	14.1%	11.7%	12.0%
% of all assessments that were assess and review	315	592	53.2%	34.0%	29.7%	28.8%
% of case starts with a reported IOTN of 3 and Aesthetic Component of 5 or below	0	238	N/A	0.0%	0.2%	0.1%
% of case starts with a reported IOTN of 3 and Aesthetic Component of 6 or above	9	238	3.8%	4.7%	3.2%	3.9%
% of case starts with a reported IOTN of 4	171	238	71.8%	75.9%	77.5%	77.6%
% of case starts with a reported IOTN of 5	58	238	24.4%	14.8%	17.2%	16.7 %
% of concluded courses in receipt of dual-arch fixed appliances	198	320	61.9%	53.9%	70.6%	72.9%
% of concluded courses where treatment was abandoned or discontinued	107	320	33.4%	9.7%	9.2%	8.7%
% of patients satisfied with the treatment they have received	4	4	100.0%	94.4%	96.4%	95.7%

\* Figures in italics indicate that the base number is less than 100.



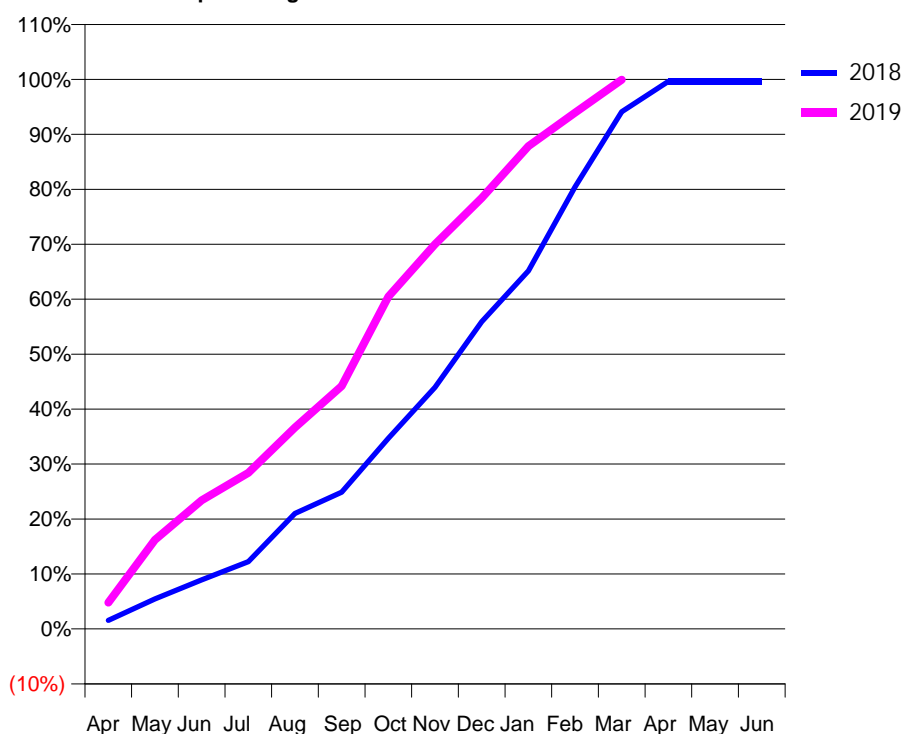
### Q64 - Vital Signs Orthodontic At a Glance Contract Report for 133620/0001 - March 2019

Name or company name	Cloudshell Limited	18/19 Contracted general activity (UDA)	0
Contract type name	PDS Contract	Carry forward general activity (UDA)	0
Purpose of contract	Orthodontic	18/19 Contracted orthodontic activity (UOA)	6,560
Contract start date	01/09/2012	Carry forward orthodontic activity (UOA)	25
Contract end date	31/08/2022	Baseline contract value	£455,553.99

ACCESS	Contract	England and Wales
24 month ratio of assessments to patient IDs	1.08	1.08

ACTIVITY	Contract
Contract assess and fit appliances (case starts) as a percentage of Area Team case starts	7.5 %

Cumulative percentage of contracted UOA delivered 2018 & 2019



Month	Adjusted Scheduled Activity (UOA)		
	2017	2018	2019
April	81	112	315
May	643	395	1,062
June	1,032	643	1,536
July	1,520	882	1,863
August	2,029	1,515	2,404
September	2,697	1,795	2,900
October	3,492	2,502	3,967
November	3,898	3,170	4,592
December	4,159	4,030	5,144
January	4,512	4,699	5,763
February	5,063	5,798	6,161
March	6,074	6,786	6,554
April	6,549	7,185	
May	6,549	7,185	
June	6,549	7,185	

#### QUANTITY METRICS (rolling 12 month period)

	Contract Quantity	Contract Base Number	Contract *	Area Team	Region	England
% of all assessments that were assess and fit appliances (case starts)	325	510	63.7%	51.9%	58.6%	59.2%
% of all assessments that were assess and refuse	30	510	5.9%	14.1%	11.7%	12.0%
% of all assessments that were assess and review	155	510	30.4%	34.0%	29.7%	28.8%
% of case starts with a reported IOTN of 3 and Aesthetic Component of 5 or below	0	325	N/A	0.0%	0.2%	0.1%
% of case starts with a reported IOTN of 3 and Aesthetic Component of 6 or above	44	325	13.5%	4.7%	3.2%	3.9%
% of case starts with a reported IOTN of 4	228	325	70.2%	75.9%	77.5%	77.6%
% of case starts with a reported IOTN of 5	52	325	16.0%	14.8%	17.2%	16.7%
% of concluded courses in receipt of dual-arch fixed appliances	244	257	94.9%	53.9%	70.6%	72.9%
% of concluded courses where treatment was abandoned or discontinued	9	257	3.5%	9.7%	9.2%	8.7%
% of patients satisfied with the treatment they have received	11	12	91.7%	94.4%	96.4%	95.7%

\* Figures in italics indicate that the base number is less than 100.

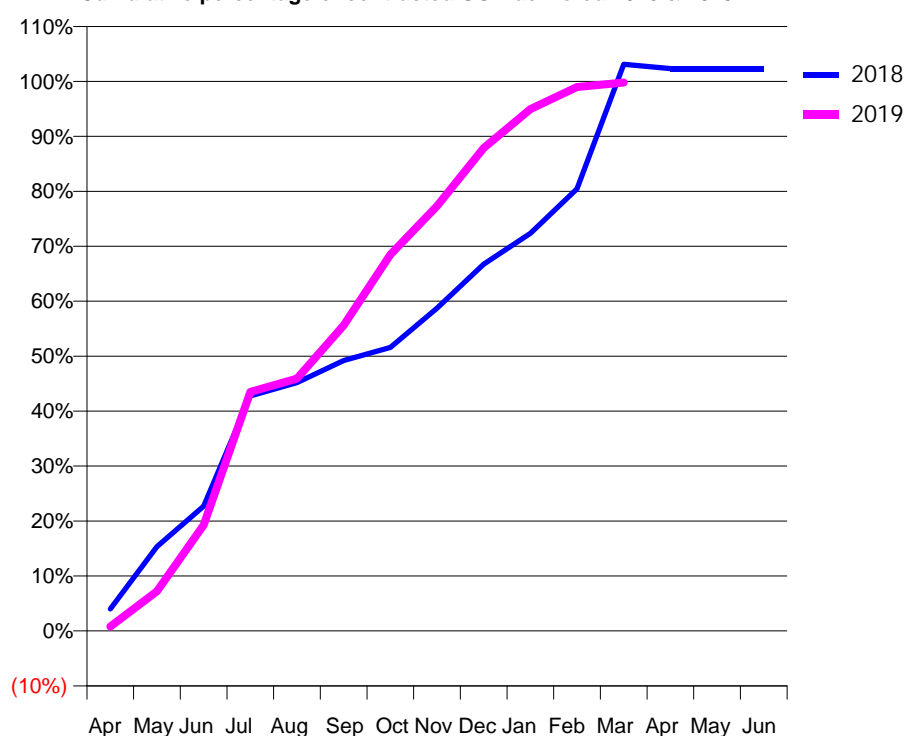
### Q64 - Vital Signs Orthodontic At a Glance Contract Report for 136840/0001 - March 2019

Name or company name	RUH Orthodontics	18/19 Contracted general activity (UDA)	0
Contract type name	PDS Contract	Carry forward general activity (UDA)	0
Purpose of contract	Orthodontic	18/19 Contracted orthodontic activity (UOA)	2,616
Contract start date	01/04/2007	Carry forward orthodontic activity (UOA)	0
Contract end date	31/03/2022	Baseline contract value	£173,818.67

ACCESS	Contract	England and Wales
24 month ratio of assessments to patient IDs	1.02	1.08

ACTIVITY	Contract
Contract assess and fit appliances (case starts) as a percentage of Area Team case starts	3.0 %

Cumulative percentage of contracted UOA delivered 2018 & 2019



Month	Adjusted Scheduled Activity (UOA)		
	2017	2018	2019
April	-109	105	21
May	-46	401	189
June	-24	594	504
July	270	1,119	1,138
August	438	1,182	1,201
September	543	1,287	1,455
October	1,089	1,350	1,791
November	1,342	1,536	2,022
December	1,682	1,746	2,299
January	2,275	1,893	2,484
February	2,531	2,105	2,589
March	2,695	2,697	2,610
April	2,672	2,677	
May	2,672	2,677	
June	2,672	2,677	

### QUANTITY METRICS (rolling 12 month period)

	Contract Quantity	Contract Base Number	Contract *	Area Team	Region	England
% of all assessments that were assess and fit appliances (case starts)	128	129	99.2%	51.9%	58.6%	59.2%
% of all assessments that were assess and refuse	0	129	0.0%	14.1%	11.7%	12.0%
% of all assessments that were assess and review	1	129	0.8%	34.0%	29.7%	28.8%
% of case starts with a reported IOTN of 3 and Aesthetic Component of 5 or below	0	128	N/A	0.0%	0.2%	0.1%
% of case starts with a reported IOTN of 3 and Aesthetic Component of 6 or above	3	128	2.3%	4.7%	3.2%	3.9%
% of case starts with a reported IOTN of 4	109	128	85.2%	75.9%	77.5%	77.6%
% of case starts with a reported IOTN of 5	9	128	7.0%	14.8%	17.2%	16.7 %
% of concluded courses in receipt of dual-arch fixed appliances	43	239	18.0%	53.9%	70.6%	72.9%
% of concluded courses where treatment was abandoned or discontinued	6	239	2.5%	9.7%	9.2%	8.7%
% of patients satisfied with the treatment they have received	3	3	100.0%	94.4%	96.4%	95.7%

\* Figures in italics indicate that the base number is less than 100.

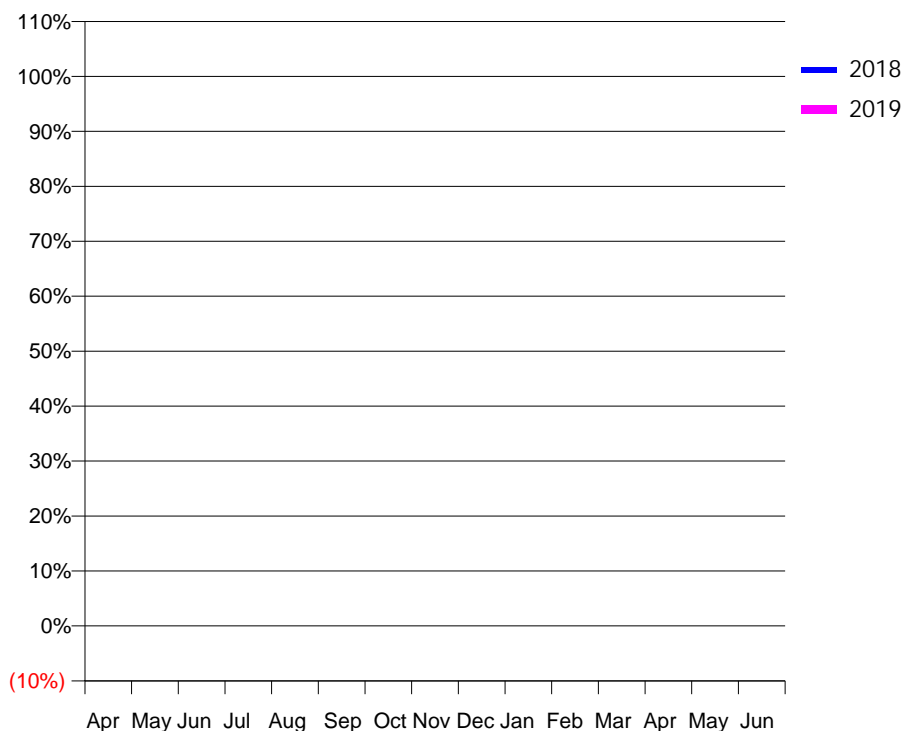
### Q64 - Vital Signs Orthodontic At a Glance Contract Report for 137995/0001 - March 2019

Name or company name	Nelson Street Dental Practice Partnership	18/19 Contracted general activity (UDA)	8,023
Contract type name	GDS Contract	Carry forward general activity (UDA)	18
Purpose of contract	General	18/19 Contracted orthodontic activity (UOA)	0
Contract start date	01/04/2014	Carry forward orthodontic activity (UOA)	0
Contract end date		Baseline contract value	£190,503.09

ACCESS	Contract	England and Wales
24 month ratio of assessments to patient IDs	1.00	1.08

ACTIVITY	Contract
Contract assess and fit appliances (case starts) as a percentage of Area Team case starts	0.0 %

Cumulative percentage of contracted UOA delivered 2018 & 2019



Month	Adjusted Scheduled Activity (UOA)		
	2017	2018	2019
April	0	0	0
May	0	0	0
June	0	0	0
July	0	0	0
August	0	0	0
September	0	0	0
October	0	0	21
November	0	0	21
December	0	0	21
January	0	0	21
February	0	0	21
March	0	44	21
April	0	44	
May	0	44	
June	0	44	

### QUANTITY METRICS (rolling 12 month period)

	Contract Quantity	Contract Base Number	Contract *	Area Team	Region	England
% of all assessments that were assess and fit appliances (case starts)	1	1	100.0%	51.9%	58.6%	59.2%
% of all assessments that were assess and refuse	0	1	0.0%	14.1%	11.7%	12.0%
% of all assessments that were assess and review	0	1	0.0%	34.0%	29.7%	28.8%
% of case starts with a reported IOTN of 3 and Aesthetic Component of 5 or below	0	1	N/A	0.0%	0.2%	0.1%
% of case starts with a reported IOTN of 3 and Aesthetic Component of 6 or above	0	1	N/A	4.7%	3.2%	3.9%
% of case starts with a reported IOTN of 4	1	1	100.0%	75.9%	77.5%	77.6%
% of case starts with a reported IOTN of 5	0	1	N/A	14.8%	17.2%	16.7 %
% of concluded courses in receipt of dual-arch fixed appliances	1	2	50.0%	53.9%	70.6%	72.9%
% of concluded courses where treatment was abandoned or discontinued	0	2	0.0%	9.7%	9.2%	8.7%
% of patients satisfied with the treatment they have received	0	0	N/A	94.4%	96.4%	95.7%

\* Figures in italics indicate that the base number is less than 100.

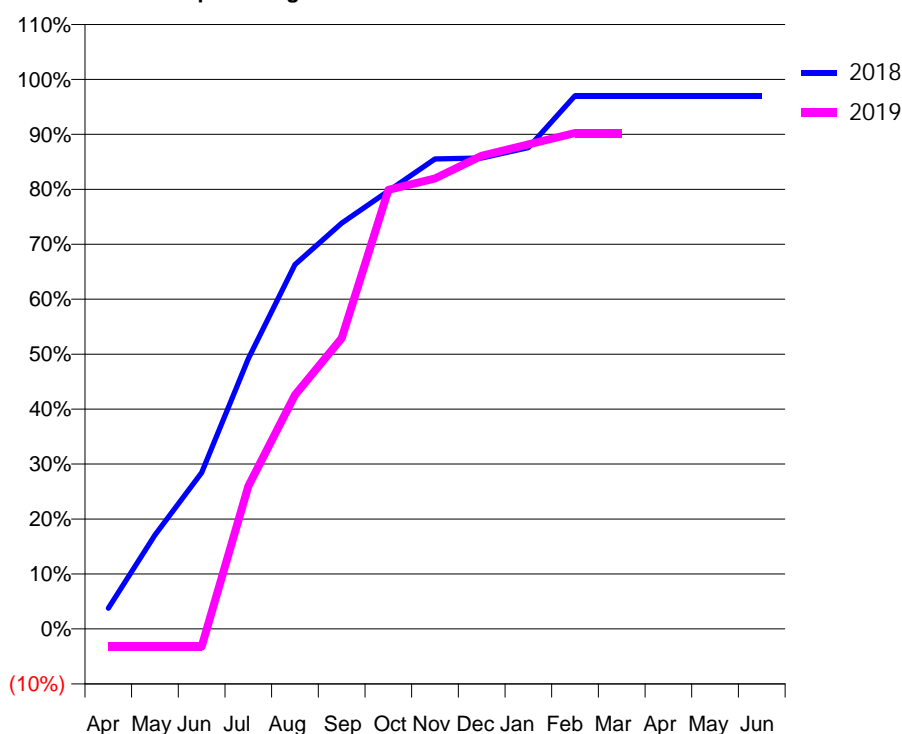
### Q64 - Vital Signs Orthodontic At a Glance Contract Report for 137995/0002 - March 2019

Name or company name	Nelson Street Dental Practice Partnership	18/19 Contracted general activity (UDA)	0
Contract type name	GDS Contract	Carry forward general activity (UDA)	0
Purpose of contract	Orthodontic	18/19 Contracted orthodontic activity (UOA)	1,015
Contract start date	01/04/2014	Carry forward orthodontic activity (UOA)	33
Contract end date		Baseline contract value	£67,721.68

ACCESS	Contract	England and Wales
24 month ratio of assessments to patient IDs	1.05	1.08

ACTIVITY	Contract
Contract assess and fit appliances (case starts) as a percentage of Area Team case starts	1.0 %

Cumulative percentage of contracted UOA delivered 2018 & 2019



Month	Adjusted Scheduled Activity (UOA)		
	2017	2018	2019
April	129	42	-33
May	235	190	-33
June	298	316	-33
July	425	547	264
August	593	737	432
September	677	821	537
October	866	886	811
November	909	951	832
December	909	953	874
January	954	974	895
February	975	1,079	916
March	980	1,079	916
April	1,046	1,079	
May	1,067	1,079	
June	1,067	1,079	

#### QUANTITY METRICS (rolling 12 month period)

	Contract Quantity	Contract Base Number	Contract *	Area Team	Region	England
% of all assessments that were assess and fit appliances (case starts)	45	49	91.8%	51.9%	58.6%	59.2%
% of all assessments that were assess and refuse	0	49	0.0%	14.1%	11.7%	12.0%
% of all assessments that were assess and review	4	49	8.2%	34.0%	29.7%	28.8%
% of case starts with a reported IOTN of 3 and Aesthetic Component of 5 or below	0	45	N/A	0.0%	0.2%	0.1%
% of case starts with a reported IOTN of 3 and Aesthetic Component of 6 or above	0	45	N/A	4.7%	3.2%	3.9%
% of case starts with a reported IOTN of 4	38	45	84.4%	75.9%	77.5%	77.6%
% of case starts with a reported IOTN of 5	7	45	15.6%	14.8%	17.2%	16.7%
% of concluded courses in receipt of dual-arch fixed appliances	6	9	66.7%	53.9%	70.6%	72.9%
% of concluded courses where treatment was abandoned or discontinued	2	9	22.2%	9.7%	9.2%	8.7%
% of patients satisfied with the treatment they have received	0	0	N/A	94.4%	96.4%	95.7%

\* Figures in italics indicate that the base number is less than 100.

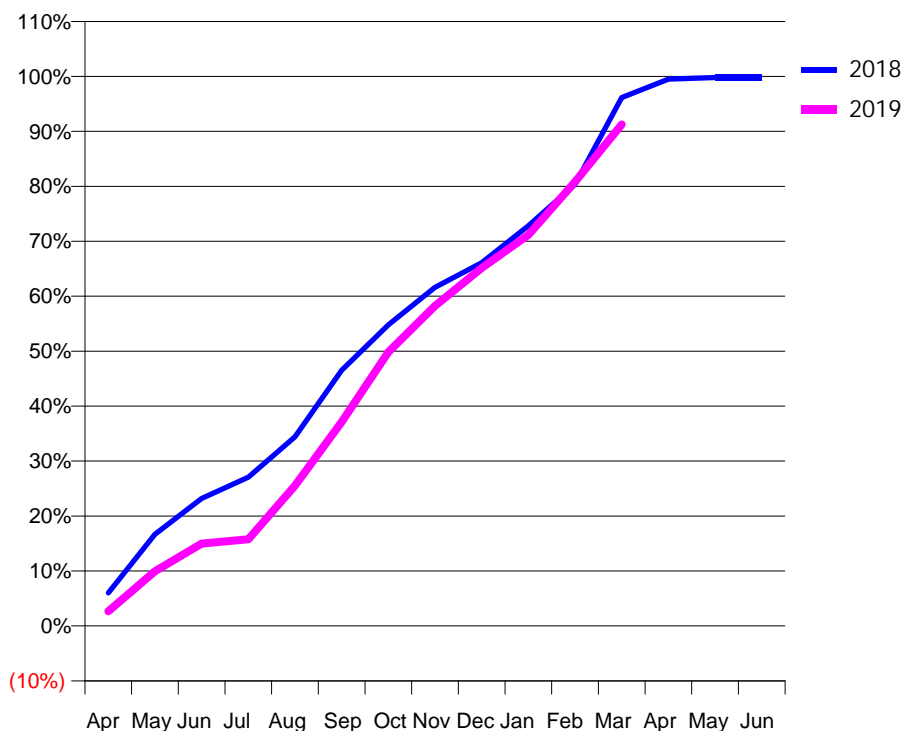
### Q64 - Vital Signs Orthodontic At a Glance Contract Report for 140163/0001 - March 2019

Name or company name	Cheltenham Orthodontics Ltd.	18/19 Contracted general activity (UDA)	0
Contract type name	PDS Contract	Carry forward general activity (UDA)	0
Purpose of contract	Orthodontic	18/19 Contracted orthodontic activity (UOA)	6,395
Contract start date	01/04/2008	Carry forward orthodontic activity (UOA)	15
Contract end date	31/03/2026	Baseline contract value	£416,586.86

ACCESS	Contract	England and Wales
24 month ratio of assessments to patient IDs	1.05	1.08

ACTIVITY	Contract
Contract assess and fit appliances (case starts) as a percentage of Area Team case starts	6.4 %

Cumulative percentage of contracted UOA delivered 2018 & 2019



Month	Adjusted Scheduled Activity (UOA)		
	2017	2018	2019
April	627	422	172
May	1,294	1,173	635
June	2,043	1,632	959
July	3,087	1,905	1,008
August	3,620	2,422	1,634
September	4,012	3,274	2,374
October	4,580	3,854	3,188
November	5,664	4,333	3,724
December	6,062	4,650	4,167
January	6,196	5,123	4,552
February	6,328	5,653	5,166
March	6,328	6,764	5,835
April	6,395	6,999	
May	6,396	7,020	
June	6,396	7,020	

#### QUANTITY METRICS (rolling 12 month period)

	Contract Quantity	Contract Base Number	Contract *	Area Team	Region	England
% of all assessments that were assess and fit appliances (case starts)	275	676	40.7%	51.9%	58.6%	59.2%
% of all assessments that were assess and refuse	86	676	12.7%	14.1%	11.7%	12.0%
% of all assessments that were assess and review	315	676	46.6%	34.0%	29.7%	28.8%
% of case starts with a reported IOTN of 3 and Aesthetic Component of 5 or below	0	275	N/A	0.0%	0.2%	0.1%
% of case starts with a reported IOTN of 3 and Aesthetic Component of 6 or above	17	275	6.2%	4.7%	3.2%	3.9%
% of case starts with a reported IOTN of 4	195	275	70.9%	75.9%	77.5%	77.6%
% of case starts with a reported IOTN of 5	61	275	22.2%	14.8%	17.2%	16.7 %
% of concluded courses in receipt of dual-arch fixed appliances	0	317	N/A	53.9%	70.6%	72.9%
% of concluded courses where treatment was abandoned or discontinued	26	317	8.2%	9.7%	9.2%	8.7%
% of patients satisfied with the treatment they have received	5	5	100.0%	94.4%	96.4%	95.7%

\* Figures in italics indicate that the base number is less than 100.

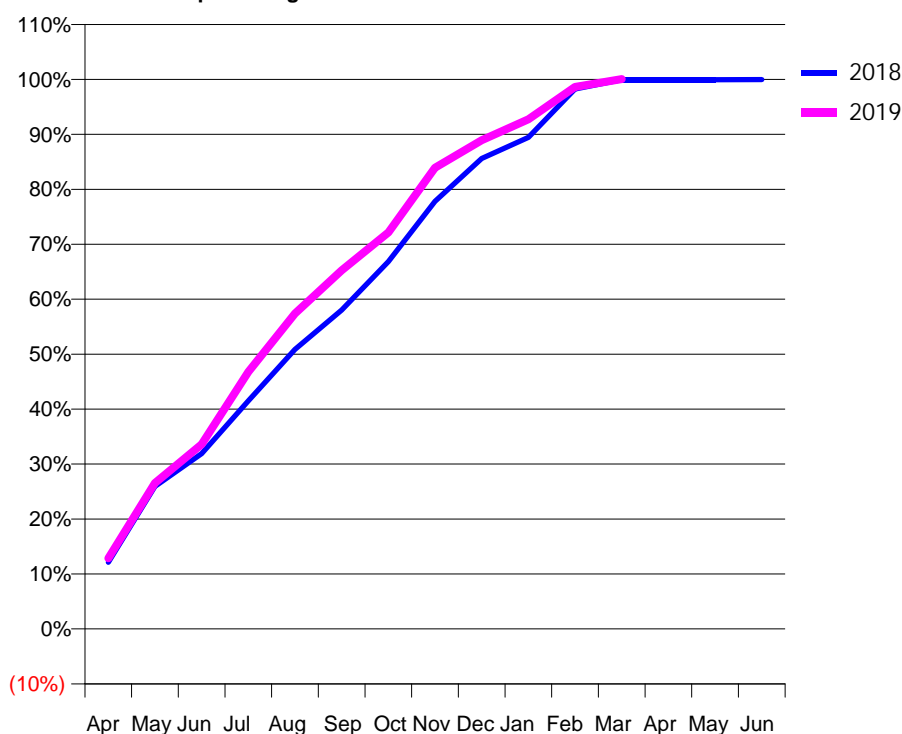
### Q64 - Vital Signs Orthodontic At a Glance Contract Report for 156701/0001 - March 2019

Name or company name	Phoenix Orthodontics	18/19 Contracted general activity (UDA)	30
Contract type name	GDS Contract	Carry forward general activity (UDA)	-1
Purpose of contract	General and Orthodontic	18/19 Contracted orthodontic activity (UOA)	8,168
Contract start date	01/06/2011	Carry forward orthodontic activity (UOA)	-2
Contract end date	31/03/2026	Baseline contract value	£553,139.67

ACCESS	Contract	England and Wales
24 month ratio of assessments to patient IDs	1.01	1.08

ACTIVITY	Contract
Contract assess and fit appliances (case starts) as a percentage of Area Team case starts	9.0 %

Cumulative percentage of contracted UOA delivered 2018 & 2019



Month	Adjusted Scheduled Activity (UOA)		
	2017	2018	2019
April	1,073	1,078	1,052
May	2,259	2,305	2,168
June	3,295	2,836	2,744
July	4,083	3,689	3,820
August	4,889	4,520	4,686
September	5,826	5,158	5,328
October	6,552	5,940	5,894
November	7,233	6,914	6,855
December	7,761	7,608	7,264
January	8,058	7,948	7,575
February	8,063	8,731	8,054
March	8,066	8,881	8,171
April	8,069	8,882	
May	8,069	8,884	
June	8,069	8,886	

### QUANTITY METRICS (rolling 12 month period)

	Contract Quantity	Contract Base Number	Contract *	Area Team	Region	England
% of all assessments that were assess and fit appliances (case starts)	389	498	78.1%	51.9%	58.6%	59.2%
% of all assessments that were assess and refuse	53	498	10.6%	14.1%	11.7%	12.0%
% of all assessments that were assess and review	56	498	11.2%	34.0%	29.7%	28.8%
% of case starts with a reported IOTN of 3 and Aesthetic Component of 5 or below	0	389	N/A	0.0%	0.2%	0.1%
% of case starts with a reported IOTN of 3 and Aesthetic Component of 6 or above	28	389	7.2%	4.7%	3.2%	3.9%
% of case starts with a reported IOTN of 4	323	389	83.0%	75.9%	77.5%	77.6%
% of case starts with a reported IOTN of 5	34	389	8.7%	14.8%	17.2%	16.7 %
% of concluded courses in receipt of dual-arch fixed appliances	366	453	80.8%	53.9%	70.6%	72.9%
% of concluded courses where treatment was abandoned or discontinued	57	453	12.6%	9.7%	9.2%	8.7%
% of patients satisfied with the treatment they have received	6	7	85.7%	94.4%	96.4%	95.7%

\* Figures in italics indicate that the base number is less than 100.

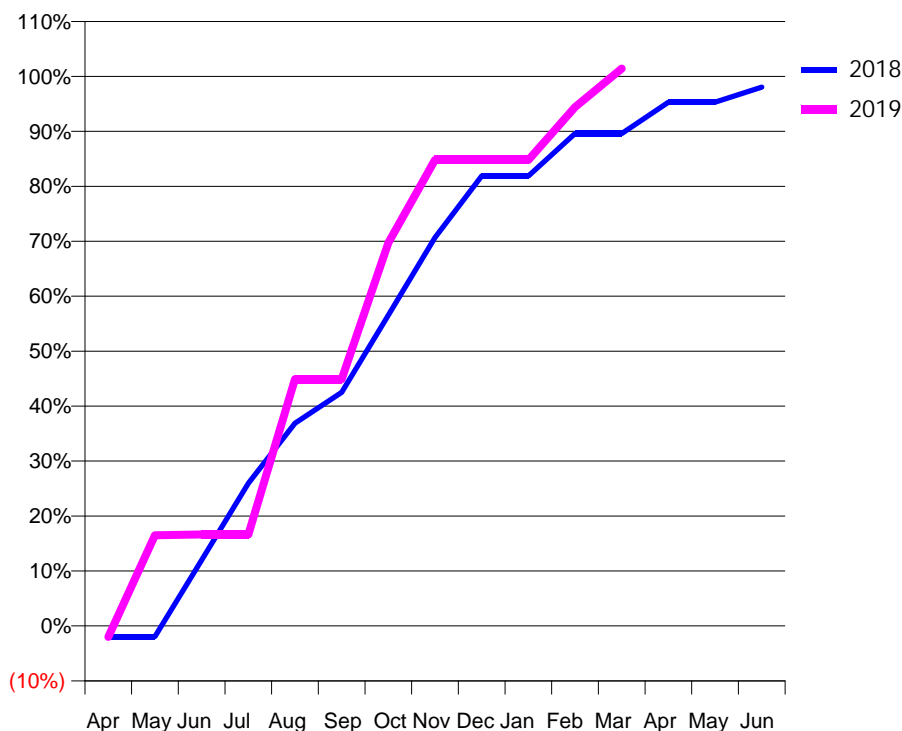
### Q64 - Vital Signs Orthodontic At a Glance Contract Report for 158542/0001 - March 2019

Name or company name	Mr CS Lambert-Rose	18/19 Contracted general activity (UDA)	680
Contract type name	GDS Contract	Carry forward general activity (UDA)	0
Purpose of contract	General and Orthodontic	18/19 Contracted orthodontic activity (UOA)	697
Contract start date	18/05/2012	Carry forward orthodontic activity (UOA)	15
Contract end date		Baseline contract value	£66,109.61

ACCESS	Contract	England and Wales
24 month ratio of assessments to patient IDs	1.03	1.08

ACTIVITY	Contract
Contract assess and fit appliances (case starts) as a percentage of Area Team case starts	0.8 %

Cumulative percentage of contracted UOA delivered 2018 & 2019



Month	Adjusted Scheduled Activity (UOA)		
	2017	2018	2019
April	-17	-15	-14
May	-17	-15	115
June	-17	92	116
July	-17	199	116
August	-17	283	313
September	162	326	313
October	250	434	486
November	337	542	591
December	446	628	591
January	489	628	591
February	489	687	658
March	717	687	707
April	887	731	
May	887	731	
June	996	752	

#### QUANTITY METRICS (rolling 12 month period)

	Contract Quantity	Contract Base Number	Contract *	Area Team	Region	England
% of all assessments that were assess and fit appliances (case starts)	36	67	53.7%	51.9%	58.6%	59.2%
% of all assessments that were assess and refuse	11	67	16.4%	14.1%	11.7%	12.0%
% of all assessments that were assess and review	20	67	29.9%	34.0%	29.7%	28.8%
% of case starts with a reported IOTN of 3 and Aesthetic Component of 5 or below	0	36	<i>N/A</i>	0.0%	0.2%	0.1%
% of case starts with a reported IOTN of 3 and Aesthetic Component of 6 or above	0	36	<i>N/A</i>	4.7%	3.2%	3.9%
% of case starts with a reported IOTN of 4	34	36	94.4%	75.9%	77.5%	77.6%
% of case starts with a reported IOTN of 5	2	36	5.6%	14.8%	17.2%	16.7%
% of concluded courses in receipt of dual-arch fixed appliances	11	16	68.8%	53.9%	70.6%	72.9%
% of concluded courses where treatment was abandoned or discontinued	1	16	6.3%	9.7%	9.2%	8.7%
% of patients satisfied with the treatment they have received	1	2	50.0%	94.4%	96.4%	95.7%

\* Figures in italics indicate that the base number is less than 100.

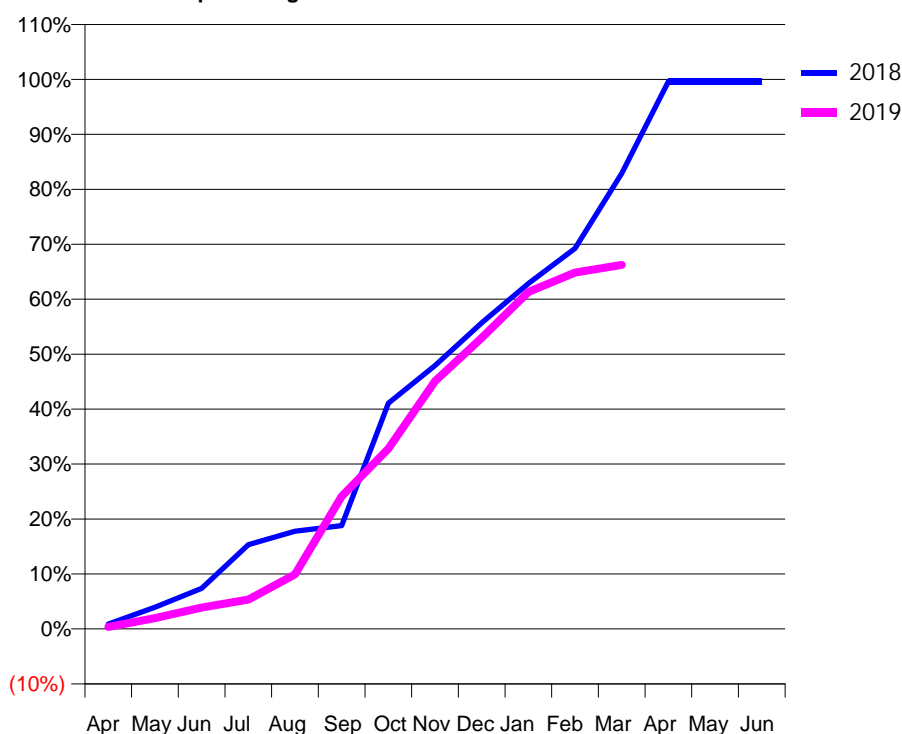
### Q64 - Vital Signs Orthodontic At a Glance Contract Report for 182591/0001 - March 2019

Name or company name	Bath Orthodontics Ltd	18/19 Contracted general activity (UDA)	0
Contract type name	PDS Contract	Carry forward general activity (UDA)	0
Purpose of contract	Orthodontic	18/19 Contracted orthodontic activity (UOA)	8,099
Contract start date	01/05/2011	Carry forward orthodontic activity (UOA)	32
Contract end date	30/04/2021	Baseline contract value	£551,851.83

ACCESS	Contract	England and Wales
24 month ratio of assessments to patient IDs	1.17	1.08

ACTIVITY	Contract
Contract assess and fit appliances (case starts) as a percentage of Area Team case starts	7.2 %

Cumulative percentage of contracted UOA delivered 2018 & 2019



Month	Adjusted Scheduled Activity (UOA)		
	2017	2018	2019
April	116	79	31
May	470	353	161
June	810	660	315
July	1,294	1,370	433
August	1,534	1,587	802
September	2,353	1,678	1,955
October	3,088	3,667	2,659
November	3,718	4,276	3,651
December	4,520	4,973	4,289
January	5,129	5,611	4,965
February	5,801	6,180	5,252
March	6,998	7,401	5,365
April	8,027	8,894	
May	8,027	8,894	
June	8,027	8,894	

#### QUANTITY METRICS (rolling 12 month period)

	Contract Quantity	Contract Base Number	Contract *	Area Team	Region	England
% of all assessments that were assess and fit appliances (case starts)	309	840	36.8%	51.9%	58.6%	59.2%
% of all assessments that were assess and refuse	39	840	4.6%	14.1%	11.7%	12.0%
% of all assessments that were assess and review	492	840	58.6%	34.0%	29.7%	28.8%
% of case starts with a reported IOTN of 3 and Aesthetic Component of 5 or below	0	309	N/A	0.0%	0.2%	0.1%
% of case starts with a reported IOTN of 3 and Aesthetic Component of 6 or above	10	309	3.2%	4.7%	3.2%	3.9%
% of case starts with a reported IOTN of 4	223	309	72.2%	75.9%	77.5%	77.6%
% of case starts with a reported IOTN of 5	76	309	24.6%	14.8%	17.2%	16.7 %
% of concluded courses in receipt of dual-arch fixed appliances	89	231	38.5%	53.9%	70.6%	72.9%
% of concluded courses where treatment was abandoned or discontinued	7	231	3.0%	9.7%	9.2%	8.7%
% of patients satisfied with the treatment they have received	11	11	100.0%	94.4%	96.4%	95.7%

\* Figures in italics indicate that the base number is less than 100.



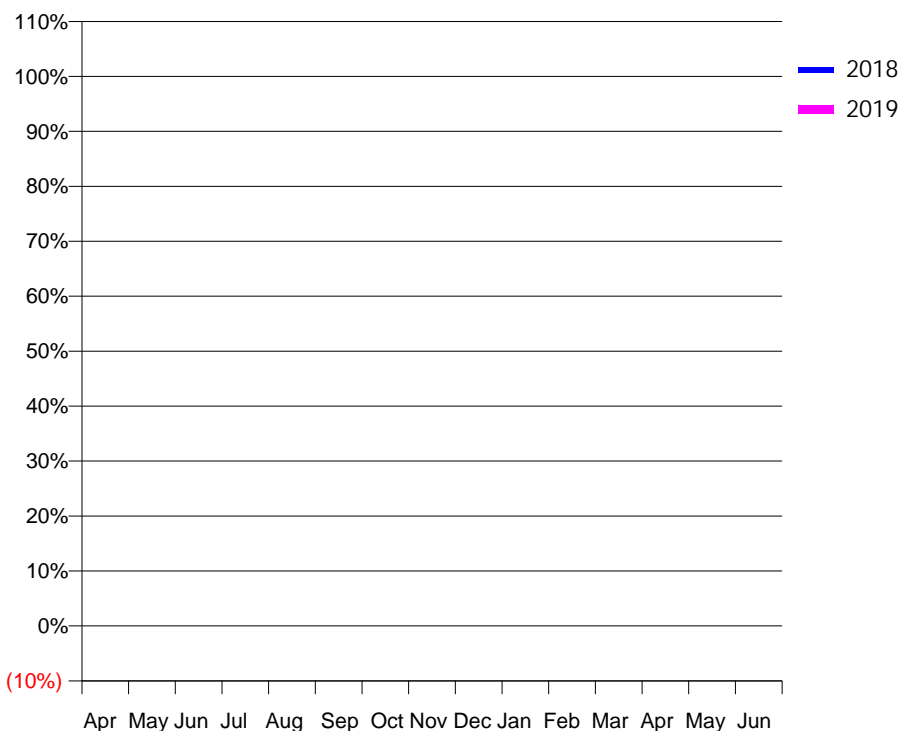
### Q64 - Vital Signs Orthodontic At a Glance Contract Report for 182869/0001 - March 2019

Name or company name	Market Place Dental Practice Ltd	18/19 Contracted general activity (UDA)	25,000
Contract type name	GDS Contract	Carry forward general activity (UDA)	109
Purpose of contract	General	18/19 Contracted orthodontic activity (UOA)	0
Contract start date	01/04/2007	Carry forward orthodontic activity (UOA)	0
Contract end date		Baseline contract value	£652,692.39

ACCESS	Contract	England and Wales
24 month ratio of assessments to patient IDs	1.00	1.08

ACTIVITY	Contract
Contract assess and fit appliances (case starts) as a percentage of Area Team case starts	0.0 %

Cumulative percentage of contracted UOA delivered 2018 & 2019



Month	Adjusted Scheduled Activity (UOA)		
	2017	2018	2019
April	0	0	0
May	0	0	0
June	0	0	0
July	0	0	0
August	0	0	1
September	0	0	1
October	0	0	1
November	0	0	1
December	0	0	1
January	0	0	1
February	0	0	1
March	0	0	1
April	0	0	
May	0	0	
June	0	0	

### QUANTITY METRICS (rolling 12 month period)

	Contract Quantity	Contract Base Number	Contract *	Area Team	Region	England
% of all assessments that were assess and fit appliances (case starts)	0	1	0.0%	51.9%	58.6%	59.2%
% of all assessments that were assess and refuse	0	1	0.0%	14.1%	11.7%	12.0%
% of all assessments that were assess and review	1	1	100.0%	34.0%	29.7%	28.8%
% of case starts with a reported IOTN of 3 and Aesthetic Component of 5 or below	0	0	N/A	0.0%	0.2%	0.1%
% of case starts with a reported IOTN of 3 and Aesthetic Component of 6 or above	0	0	N/A	4.7%	3.2%	3.9%
% of case starts with a reported IOTN of 4	0	0	N/A	75.9%	77.5%	77.6%
% of case starts with a reported IOTN of 5	0	0	N/A	14.8%	17.2%	16.7 %
% of concluded courses in receipt of dual-arch fixed appliances	0	0	N/A	53.9%	70.6%	72.9%
% of concluded courses where treatment was abandoned or discontinued	0	0	N/A	9.7%	9.2%	8.7%
% of patients satisfied with the treatment they have received	0	0	N/A	94.4%	96.4%	95.7%

\* Figures in italics indicate that the base number is less than 100.

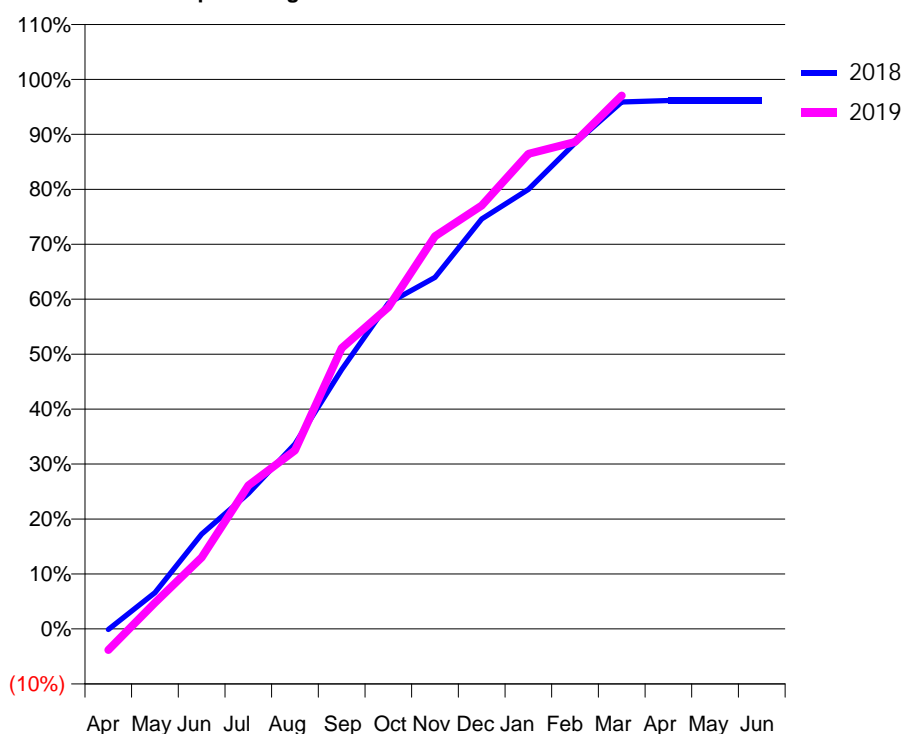
### Q64 - Vital Signs Orthodontic At a Glance Contract Report for 191221/0001 - March 2019

Name or company name	Mid Wessex Orthodontic Clinic	18/19 Contracted general activity (UDA)	20
Contract type name	GDS Contract	Carry forward general activity (UDA)	0
Purpose of contract	General and Orthodontic	18/19 Contracted orthodontic activity (UOA)	4,138
Contract start date	01/03/2013	Carry forward orthodontic activity (UOA)	163
Contract end date		Baseline contract value	£279,586.58

ACCESS	Contract	England and Wales
24 month ratio of assessments to patient IDs	1.00	1.08

ACTIVITY	Contract
Contract assess and fit appliances (case starts) as a percentage of Area Team case starts	4.5 %

Cumulative percentage of contracted UOA delivered 2018 & 2019



Month	Adjusted Scheduled Activity (UOA)		
	2017	2018	2019
April	63	-6	-159
May	953	281	197
June	1,136	734	538
July	1,741	1,049	1,080
August	1,884	1,431	1,344
September	2,479	2,006	2,114
October	2,963	2,520	2,423
November	3,183	2,719	2,957
December	3,337	3,172	3,188
January	3,560	3,401	3,577
February	3,992	3,758	3,667
March	4,103	4,077	4,016
April	4,107	4,089	
May	4,107	4,089	
June	4,107	4,089	

#### QUANTITY METRICS (rolling 12 month period)

	Contract Quantity	Contract Base Number	Contract *	Area Team	Region	England
% of all assessments that were assess and fit appliances (case starts)	192	403	47.6%	51.9%	58.6%	59.2%
% of all assessments that were assess and refuse	31	403	7.7%	14.1%	11.7%	12.0%
% of all assessments that were assess and review	180	403	44.7%	34.0%	29.7%	28.8%
% of case starts with a reported IOTN of 3 and Aesthetic Component of 5 or below	0	192	N/A	0.0%	0.2%	0.1%
% of case starts with a reported IOTN of 3 and Aesthetic Component of 6 or above	3	192	1.6%	4.7%	3.2%	3.9%
% of case starts with a reported IOTN of 4	175	192	91.1%	75.9%	77.5%	77.6%
% of case starts with a reported IOTN of 5	13	192	6.8%	14.8%	17.2%	16.7%
% of concluded courses in receipt of dual-arch fixed appliances	136	142	95.8%	53.9%	70.6%	72.9%
% of concluded courses where treatment was abandoned or discontinued	4	142	2.8%	9.7%	9.2%	8.7%
% of patients satisfied with the treatment they have received	3	4	75.0%	94.4%	96.4%	95.7%

\* Figures in italics indicate that the base number is less than 100.

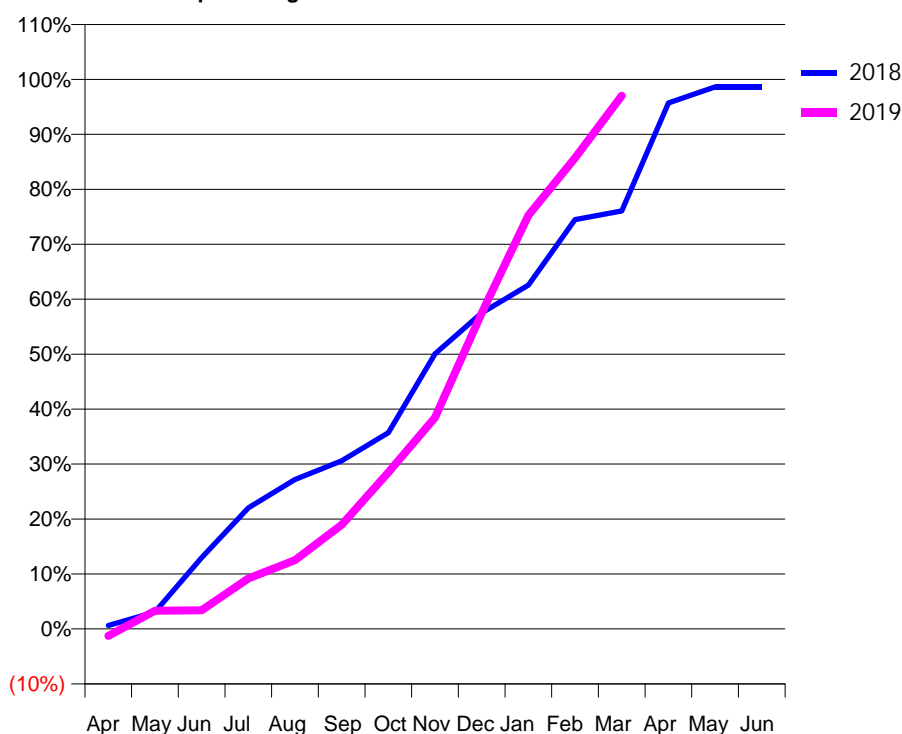
### Q64 - Vital Signs Orthodontic At a Glance Contract Report for 231401/0002 - March 2019

Name or company name	MR JA DICKSON	18/19 Contracted general activity (UDA)	0
Contract type name	PDS Contract	Carry forward general activity (UDA)	0
Purpose of contract	Orthodontic	18/19 Contracted orthodontic activity (UOA)	2,040
Contract start date	01/04/2009	Carry forward orthodontic activity (UOA)	31
Contract end date	31/03/2021	Baseline contract value	£132,893.16

ACCESS	Contract	England and Wales
24 month ratio of assessments to patient IDs	1.15	1.08

ACTIVITY	Contract
Contract assess and fit appliances (case starts) as a percentage of Area Team case starts	2.7 %

Cumulative percentage of contracted UOA delivered 2018 & 2019



Month	Adjusted Scheduled Activity (UOA)		
	2017	2018	2019
April	17	14	-26
May	93	67	68
June	148	284	70
July	331	482	187
August	511	595	255
September	637	669	386
October	730	781	581
November	948	1,095	784
December	1,030	1,257	1,172
January	1,326	1,368	1,535
February	1,500	1,629	1,748
March	1,865	1,663	1,979
April	2,021	2,093	
May	2,026	2,156	
June	2,029	2,156	

#### QUANTITY METRICS (rolling 12 month period)

	Contract Quantity	Contract Base Number	Contract *	Area Team	Region	England
% of all assessments that were assess and fit appliances (case starts)	115	217	53.0%	51.9%	58.6%	59.2%
% of all assessments that were assess and refuse	51	217	23.5%	14.1%	11.7%	12.0%
% of all assessments that were assess and review	51	217	23.5%	34.0%	29.7%	28.8%
% of case starts with a reported IOTN of 3 and Aesthetic Component of 5 or below	0	115	N/A	0.0%	0.2%	0.1%
% of case starts with a reported IOTN of 3 and Aesthetic Component of 6 or above	3	115	2.6%	4.7%	3.2%	3.9%
% of case starts with a reported IOTN of 4	98	115	85.2%	75.9%	77.5%	77.6%
% of case starts with a reported IOTN of 5	14	115	12.2%	14.8%	17.2%	16.7 %
% of concluded courses in receipt of dual-arch fixed appliances	85	99	85.9%	53.9%	70.6%	72.9%
% of concluded courses where treatment was abandoned or discontinued	8	99	8.1%	9.7%	9.2%	8.7%
% of patients satisfied with the treatment they have received	1	1	100.0%	94.4%	96.4%	95.7%

\* Figures in italics indicate that the base number is less than 100.

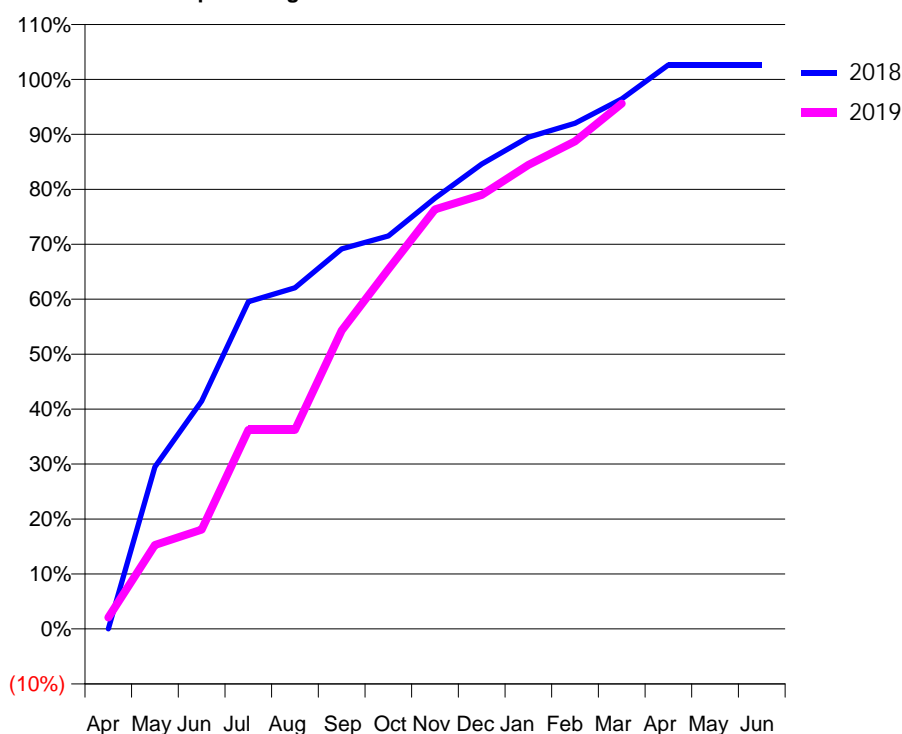
### Q64 - Vital Signs Orthodontic At a Glance Contract Report for 233544/0001 - March 2019

Name or company name	MR D LYONS	18/19 Contracted general activity (UDA)	2,099
Contract type name	GDS Contract	Carry forward general activity (UDA)	-38
Purpose of contract	General and Orthodontic	18/19 Contracted orthodontic activity (UOA)	1,002
Contract start date	01/03/2008	Carry forward orthodontic activity (UOA)	0
Contract end date		Baseline contract value	£123,282.74

ACCESS	Contract	England and Wales
24 month ratio of assessments to patient IDs	1.02	1.08

ACTIVITY	Contract
Contract assess and fit appliances (case starts) as a percentage of Area Team case starts	1.1 %

Cumulative percentage of contracted UOA delivered 2018 & 2019



Month	Adjusted Scheduled Activity (UOA)		
	2017	2018	2019
April	24	0	21
May	198	325	153
June	272	457	181
July	310	656	363
August	311	684	363
September	313	762	544
October	452	788	656
November	500	864	765
December	617	932	791
January	628	986	846
February	702	1,014	889
March	875	1,063	958
April	1,047	1,131	
May	1,089	1,131	
June	1,090	1,131	

#### QUANTITY METRICS (rolling 12 month period)

	Contract Quantity	Contract Base Number	Contract *	Area Team	Region	England
% of all assessments that were assess and fit appliances (case starts)	48	139	34.5%	51.9%	58.6%	59.2%
% of all assessments that were assess and refuse	30	139	21.6%	14.1%	11.7%	12.0%
% of all assessments that were assess and review	61	139	43.9%	34.0%	29.7%	28.8%
% of case starts with a reported IOTN of 3 and Aesthetic Component of 5 or below	0	48	<i>N/A</i>	0.0%	0.2%	0.1%
% of case starts with a reported IOTN of 3 and Aesthetic Component of 6 or above	0	48	<i>N/A</i>	4.7%	3.2%	3.9%
% of case starts with a reported IOTN of 4	40	48	83.3%	75.9%	77.5%	77.6%
% of case starts with a reported IOTN of 5	8	48	16.7%	14.8%	17.2%	16.7%
% of concluded courses in receipt of dual-arch fixed appliances	39	46	84.8%	53.9%	70.6%	72.9%
% of concluded courses where treatment was abandoned or discontinued	3	46	6.5%	9.7%	9.2%	8.7%
% of patients satisfied with the treatment they have received	1	2	50.0%	94.4%	96.4%	95.7%

\* Figures in italics indicate that the base number is less than 100.

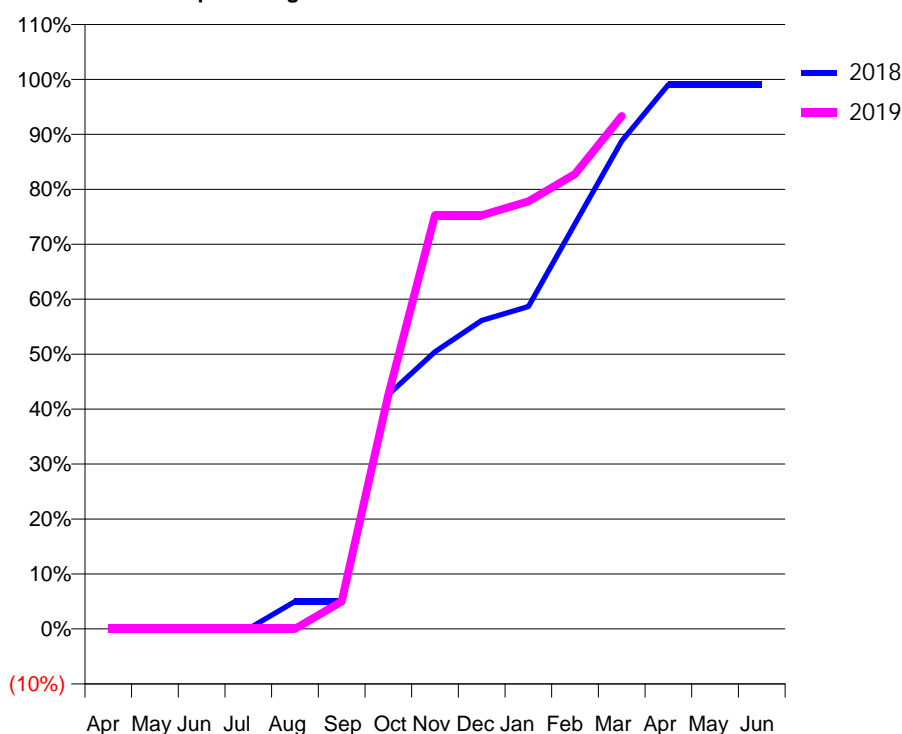
### Q64 - Vital Signs Orthodontic At a Glance Contract Report for 235997/0001 - March 2019

Name or company name	MR MJ BASSETT-CROSS	18/19 Contracted general activity (UDA)	1,350
Contract type name	GDS Contract	Carry forward general activity (UDA)	0
Purpose of contract	General and Orthodontic	18/19 Contracted orthodontic activity (UOA)	837
Contract start date	01/04/2006	Carry forward orthodontic activity (UOA)	0
Contract end date		Baseline contract value	£89,857.51

ACCESS	Contract	England and Wales
24 month ratio of assessments to patient IDs	1.01	1.08

ACTIVITY	Contract
Contract assess and fit appliances (case starts) as a percentage of Area Team case starts	1.0 %

Cumulative percentage of contracted UOA delivered 2018 & 2019



Month	Adjusted Scheduled Activity (UOA)		
	2017	2018	2019
April	0	0	0
May	4	0	0
June	6	0	0
July	8	0	0
August	8	42	0
September	8	42	42
October	365	357	357
November	496	422	630
December	586	470	630
January	586	491	651
February	672	617	693
March	777	743	781
April	840	829	
May	840	829	
June	840	829	

#### QUANTITY METRICS (rolling 12 month period)

	Contract Quantity	Contract Base Number	Contract *	Area Team	Region	England
% of all assessments that were assess and fit appliances (case starts)	42	44	95.5%	51.9%	58.6%	59.2%
% of all assessments that were assess and refuse	0	44	0.0%	14.1%	11.7%	12.0%
% of all assessments that were assess and review	2	44	4.5%	34.0%	29.7%	28.8%
% of case starts with a reported IOTN of 3 and Aesthetic Component of 5 or below	0	42	N/A	0.0%	0.2%	0.1%
% of case starts with a reported IOTN of 3 and Aesthetic Component of 6 or above	22	42	52.4%	4.7%	3.2%	3.9%
% of case starts with a reported IOTN of 4	17	42	40.5%	75.9%	77.5%	77.6%
% of case starts with a reported IOTN of 5	3	42	7.1%	14.8%	17.2%	16.7%
% of concluded courses in receipt of dual-arch fixed appliances	15	20	75.0%	53.9%	70.6%	72.9%
% of concluded courses where treatment was abandoned or discontinued	0	20	0.0%	9.7%	9.2%	8.7%
% of patients satisfied with the treatment they have received	0	0	N/A	94.4%	96.4%	95.7%

\* Figures in italics indicate that the base number is less than 100.

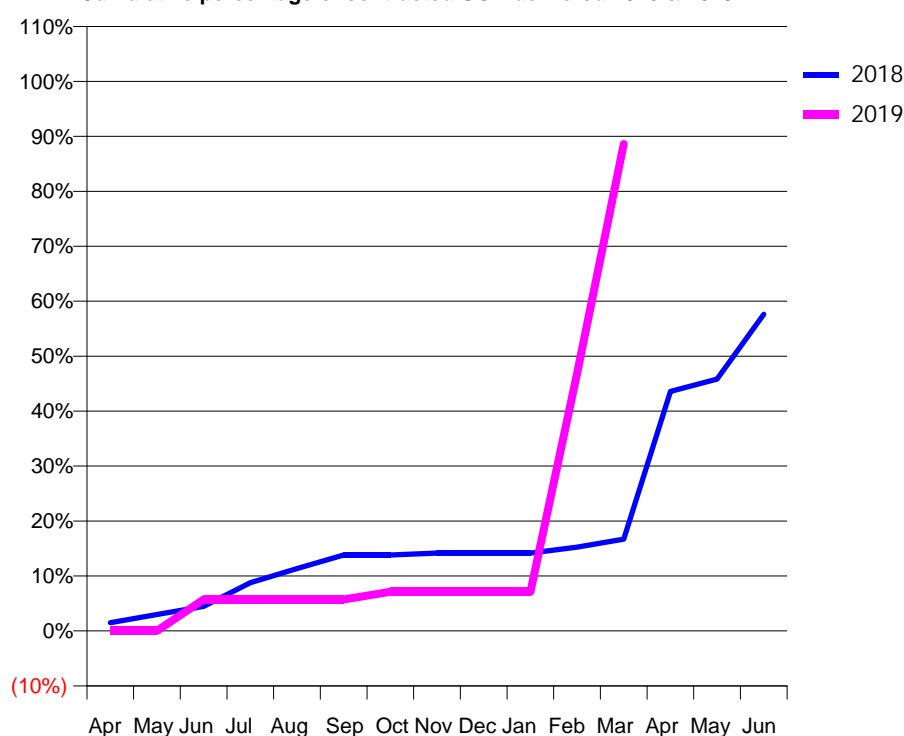
### Q64 - Vital Signs Orthodontic At a Glance Contract Report for 270563/0003 - March 2019

Name or company name	MR RS DHARWAR	18/19 Contracted general activity (UDA)	19,451
Contract type name	GDS Contract	Carry forward general activity (UDA)	168
Purpose of contract	General and Orthodontic	18/19 Contracted orthodontic activity (UOA)	1,502
Contract start date	01/02/2014	Carry forward orthodontic activity (UOA)	0
Contract end date		Baseline contract value	£580,070.32

ACCESS	Contract	England and Wales
24 month ratio of assessments to patient IDs	1.03	1.08

ACTIVITY	Contract
Contract assess and fit appliances (case starts) as a percentage of Area Team case starts	4.3 %

Cumulative percentage of contracted UOA delivered 2018 & 2019



Month	Adjusted Scheduled Activity (UOA)		
	2017	2018	2019
April	24	90	0
May	642	177	0
June	924	265	86
July	1,092	520	86
August	1,135	671	86
September	1,431	818	86
October	1,600	818	107
November	1,769	839	107
December	2,001	839	107
January	2,216	839	107
February	2,407	902	703
March	4,407	988	1,331
April	5,128	2,577	
May	5,130	2,711	
June	5,130	3,409	

#### QUANTITY METRICS (rolling 12 month period)

	Contract Quantity	Contract Base Number	Contract *	Area Team	Region	England
% of all assessments that were assess and fit appliances (case starts)	184	248	74.2%	51.9%	58.6%	59.2%
% of all assessments that were assess and refuse	44	248	17.7%	14.1%	11.7%	12.0%
% of all assessments that were assess and review	20	248	8.1%	34.0%	29.7%	28.8%
% of case starts with a reported IOTN of 3 and Aesthetic Component of 5 or below	0	184	N/A	0.0%	0.2%	0.1%
% of case starts with a reported IOTN of 3 and Aesthetic Component of 6 or above	9	184	4.9%	4.7%	3.2%	3.9%
% of case starts with a reported IOTN of 4	131	184	71.2%	75.9%	77.5%	77.6%
% of case starts with a reported IOTN of 5	43	184	23.4%	14.8%	17.2%	16.7 %
% of concluded courses in receipt of dual-arch fixed appliances	22	127	17.3%	53.9%	70.6%	72.9%
% of concluded courses where treatment was abandoned or discontinued	6	127	4.7%	9.7%	9.2%	8.7%
% of patients satisfied with the treatment they have received	3	3	100.0%	94.4%	96.4%	95.7%

\* Figures in italics indicate that the base number is less than 100.

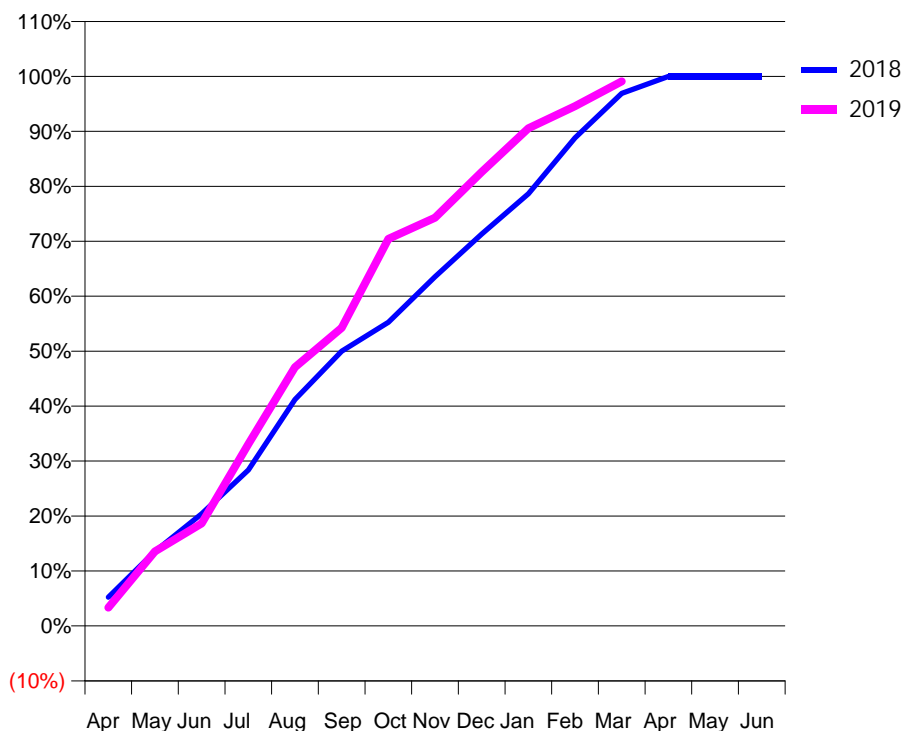
### Q64 - Vital Signs Orthodontic At a Glance Contract Report for 333956/0001 - March 2019

Name or company name	MR JJ KERRIGAN	18/19 Contracted general activity (UDA)	0
Contract type name	PDS Contract	Carry forward general activity (UDA)	0
Purpose of contract	Orthodontic	18/19 Contracted orthodontic activity (UOA)	3,838
Contract start date	01/04/2006	Carry forward orthodontic activity (UOA)	0
Contract end date	31/03/2021	Baseline contract value	£266,874.47

ACCESS	Contract	England and Wales
24 month ratio of assessments to patient IDs	1.07	1.08

ACTIVITY	Contract
Contract assess and fit appliances (case starts) as a percentage of Area Team case starts	4.3 %

Cumulative percentage of contracted UOA delivered 2018 & 2019



Month	Adjusted Scheduled Activity (UOA)		
	2017	2018	2019
April	111	220	128
May	572	571	520
June	803	860	716
July	1,160	1,196	1,271
August	1,525	1,737	1,806
September	1,810	2,107	2,082
October	2,277	2,330	2,703
November	2,647	2,679	2,850
December	3,026	3,006	3,171
January	3,345	3,315	3,475
February	3,470	3,744	3,630
March	3,770	4,086	3,803
April	3,841	4,216	
May	3,883	4,216	
June	3,883	4,216	

#### QUANTITY METRICS (rolling 12 month period)

	Contract Quantity	Contract Base Number	Contract *	Area Team	Region	England
% of all assessments that were assess and fit appliances (case starts)	186	264	70.5%	51.9%	58.6%	59.2%
% of all assessments that were assess and refuse	33	264	12.5%	14.1%	11.7%	12.0%
% of all assessments that were assess and review	45	264	17.0%	34.0%	29.7%	28.8%
% of case starts with a reported IOTN of 3 and Aesthetic Component of 5 or below	0	186	N/A	0.0%	0.2%	0.1%
% of case starts with a reported IOTN of 3 and Aesthetic Component of 6 or above	7	186	3.8%	4.7%	3.2%	3.9%
% of case starts with a reported IOTN of 4	116	186	62.4%	75.9%	77.5%	77.6%
% of case starts with a reported IOTN of 5	59	186	31.7%	14.8%	17.2%	16.7 %
% of concluded courses in receipt of dual-arch fixed appliances	155	179	86.6%	53.9%	70.6%	72.9%
% of concluded courses where treatment was abandoned or discontinued	17	179	9.5%	9.7%	9.2%	8.7%
% of patients satisfied with the treatment they have received	4	4	100.0%	94.4%	96.4%	95.7%

\* Figures in italics indicate that the base number is less than 100.

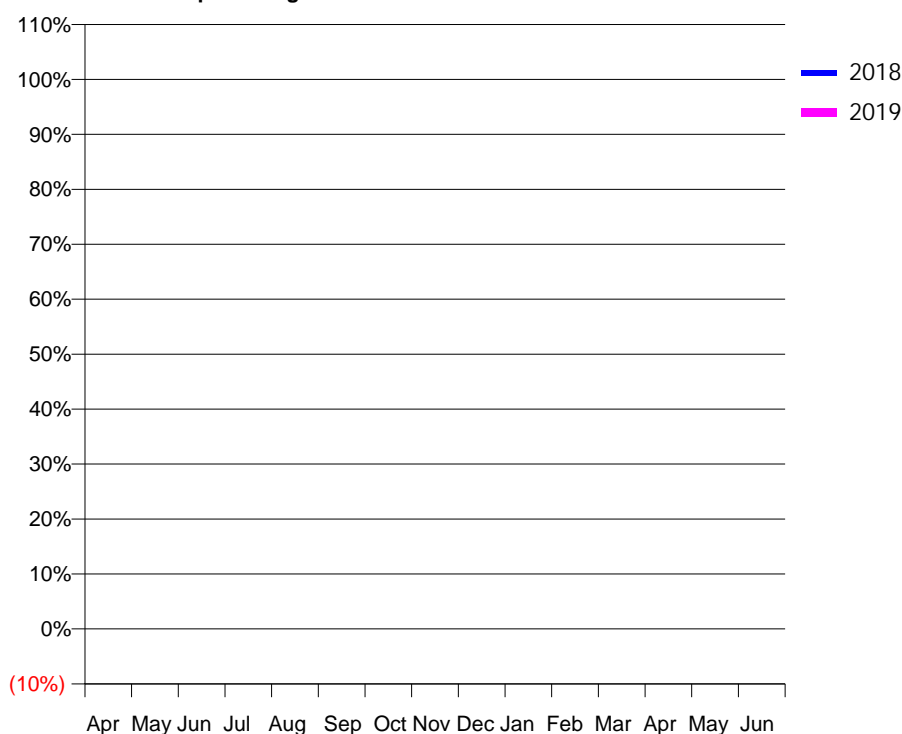
### Q64 - Vital Signs Orthodontic At a Glance Contract Report for 559598/0001 - March 2019

Name or company name	MISS RA EVANS	18/19 Contracted general activity (UDA)	900
Contract type name	GDS Contract	Carry forward general activity (UDA)	0
Purpose of contract	General	18/19 Contracted orthodontic activity (UOA)	0
Contract start date	01/04/2006	Carry forward orthodontic activity (UOA)	0
Contract end date		Baseline contract value	£24,448.08

ACCESS	Contract	England and Wales
24 month ratio of assessments to patient IDs	1.00	1.08

ACTIVITY	Contract
Contract assess and fit appliances (case starts) as a percentage of Area Team case starts	0.0 %

Cumulative percentage of contracted UOA delivered 2018 & 2019



Month	Adjusted Scheduled Activity (UOA)		
	2017	2018	2019
April	1	0	0
May	1	0	0
June	1	0	0
July	2	0	0
August	2	0	0
September	2	0	0
October	2	0	21
November	2	0	21
December	3	0	21
January	3	0	21
February	3	0	21
March	3	0	21
April	3	0	
May	3	0	
June	3	0	

### QUANTITY METRICS (rolling 12 month period)

	Contract Quantity	Contract Base Number	Contract *	Area Team	Region	England
% of all assessments that were assess and fit appliances (case starts)	1	1	100.0%	51.9%	58.6%	59.2%
% of all assessments that were assess and refuse	0	1	0.0%	14.1%	11.7%	12.0%
% of all assessments that were assess and review	0	1	0.0%	34.0%	29.7%	28.8%
% of case starts with a reported IOTN of 3 and Aesthetic Component of 5 or below	0	1	N/A	0.0%	0.2%	0.1%
% of case starts with a reported IOTN of 3 and Aesthetic Component of 6 or above	0	1	N/A	4.7%	3.2%	3.9%
% of case starts with a reported IOTN of 4	0	1	N/A	75.9%	77.5%	77.6%
% of case starts with a reported IOTN of 5	0	1	N/A	14.8%	17.2%	16.7 %
% of concluded courses in receipt of dual-arch fixed appliances	0	0	N/A	53.9%	70.6%	72.9%
% of concluded courses where treatment was abandoned or discontinued	0	0	N/A	9.7%	9.2%	8.7%
% of patients satisfied with the treatment they have received	0	0	N/A	94.4%	96.4%	95.7%

\* Figures in italics indicate that the base number is less than 100.



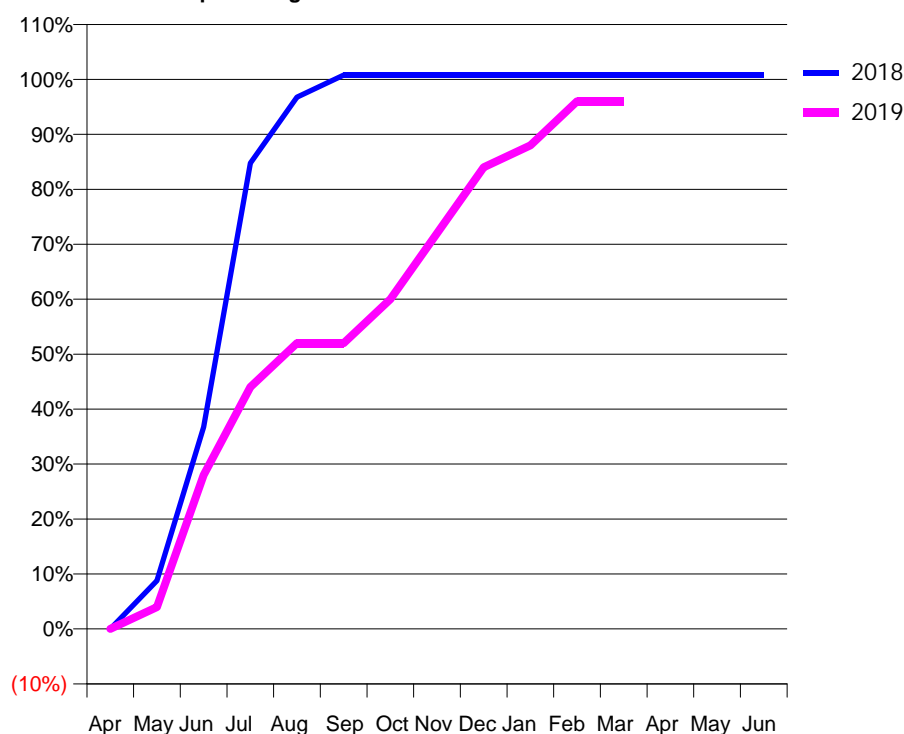
### Q64 - Vital Signs Orthodontic At a Glance Contract Report for 559598/0002 - March 2019

Name or company name	MISS RA EVANS	18/19 Contracted general activity (UDA)	0
Contract type name	GDS Contract	Carry forward general activity (UDA)	0
Purpose of contract	Orthodontic	18/19 Contracted orthodontic activity (UOA)	525
Contract start date	01/04/2006	Carry forward orthodontic activity (UOA)	0
Contract end date		Baseline contract value	£35,010.85

ACCESS	Contract	England and Wales
24 month ratio of assessments to patient IDs	1.00	1.08

ACTIVITY	Contract
Contract assess and fit appliances (case starts) as a percentage of Area Team case starts	0.6 %

Cumulative percentage of contracted UOA delivered 2018 & 2019



Month	Adjusted Scheduled Activity (UOA)		
	2017	2018	2019
April	59	0	0
May	83	46	21
June	127	193	147
July	194	445	231
August	218	508	273
September	283	529	273
October	371	529	315
November	481	529	378
December	608	529	441
January	611	529	462
February	612	529	504
March	612	529	504
April	612	529	
May	633	529	
June	633	529	

#### QUANTITY METRICS (rolling 12 month period)

	Contract Quantity	Contract Base Number	Contract *	Area Team	Region	England
% of all assessments that were assess and fit appliances (case starts)	24	24	100.0%	51.9%	58.6%	59.2%
% of all assessments that were assess and refuse	0	24	0.0%	14.1%	11.7%	12.0%
% of all assessments that were assess and review	0	24	0.0%	34.0%	29.7%	28.8%
% of case starts with a reported IOTN of 3 and Aesthetic Component of 5 or below	0	24	N/A	0.0%	0.2%	0.1%
% of case starts with a reported IOTN of 3 and Aesthetic Component of 6 or above	0	24	N/A	4.7%	3.2%	3.9%
% of case starts with a reported IOTN of 4	0	24	N/A	75.9%	77.5%	77.6%
% of case starts with a reported IOTN of 5	0	24	N/A	14.8%	17.2%	16.7%
% of concluded courses in receipt of dual-arch fixed appliances	0	8	N/A	53.9%	70.6%	72.9%
% of concluded courses where treatment was abandoned or discontinued	2	8	25.0%	9.7%	9.2%	8.7%
% of patients satisfied with the treatment they have received	2	2	100.0%	94.4%	96.4%	95.7%

\* Figures in italics indicate that the base number is less than 100.

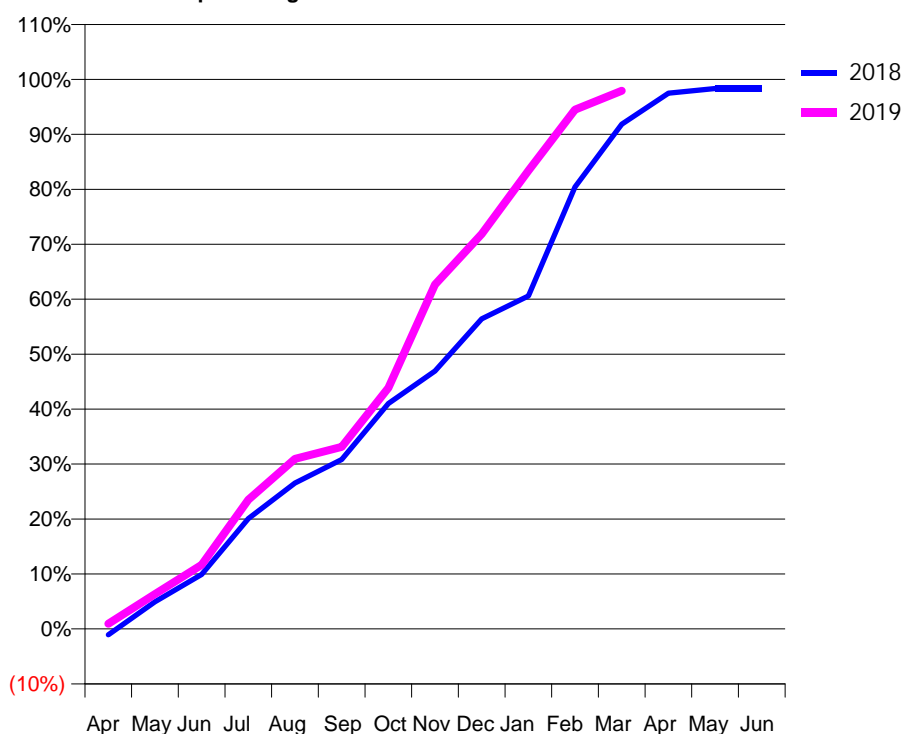
### Q64 - Vital Signs Orthodontic At a Glance Contract Report for 652563/0003 - March 2019

Name or company name	MRS CL MATHEWS	18/19 Contracted general activity (UDA)	0
Contract type name	PDS Contract	Carry forward general activity (UDA)	0
Purpose of contract	Orthodontic	18/19 Contracted orthodontic activity (UOA)	2,410
Contract start date	01/07/2009	Carry forward orthodontic activity (UOA)	43
Contract end date	31/03/2019	Baseline contract value	£156,972.19

ACCESS	Contract	England and Wales
24 month ratio of assessments to patient IDs	1.08	1.08

ACTIVITY	Contract
Contract assess and fit appliances (case starts) as a percentage of Area Team case starts	2.7 %

Cumulative percentage of contracted UOA delivered 2018 & 2019



Month	Adjusted Scheduled Activity (UOA)		
	2017	2018	2019
April	-84	-28	23
May	64	129	153
June	112	259	281
July	433	524	567
August	628	693	746
September	755	805	798
October	1,025	1,071	1,057
November	1,161	1,225	1,510
December	1,442	1,473	1,732
January	1,571	1,581	2,010
February	1,849	2,099	2,277
March	2,231	2,397	2,360
April	2,359	2,545	
May	2,382	2,567	
June	2,382	2,567	

#### QUANTITY METRICS (rolling 12 month period)

	Contract Quantity	Contract Base Number	Contract *	Area Team	Region	England
% of all assessments that were assess and fit appliances (case starts)	116	259	44.8%	51.9%	58.6%	59.2%
% of all assessments that were assess and refuse	72	259	27.8%	14.1%	11.7%	12.0%
% of all assessments that were assess and review	71	259	27.4%	34.0%	29.7%	28.8%
% of case starts with a reported IOTN of 3 and Aesthetic Component of 5 or below	0	116	N/A	0.0%	0.2%	0.1%
% of case starts with a reported IOTN of 3 and Aesthetic Component of 6 or above	1	116	0.9%	4.7%	3.2%	3.9%
% of case starts with a reported IOTN of 4	104	116	89.7%	75.9%	77.5%	77.6%
% of case starts with a reported IOTN of 5	11	116	9.5%	14.8%	17.2%	16.7 %
% of concluded courses in receipt of dual-arch fixed appliances	88	116	75.9%	53.9%	70.6%	72.9%
% of concluded courses where treatment was abandoned or discontinued	22	116	19.0%	9.7%	9.2%	8.7%
% of patients satisfied with the treatment they have received	1	1	100.0%	94.4%	96.4%	95.7%

\* Figures in italics indicate that the base number is less than 100.

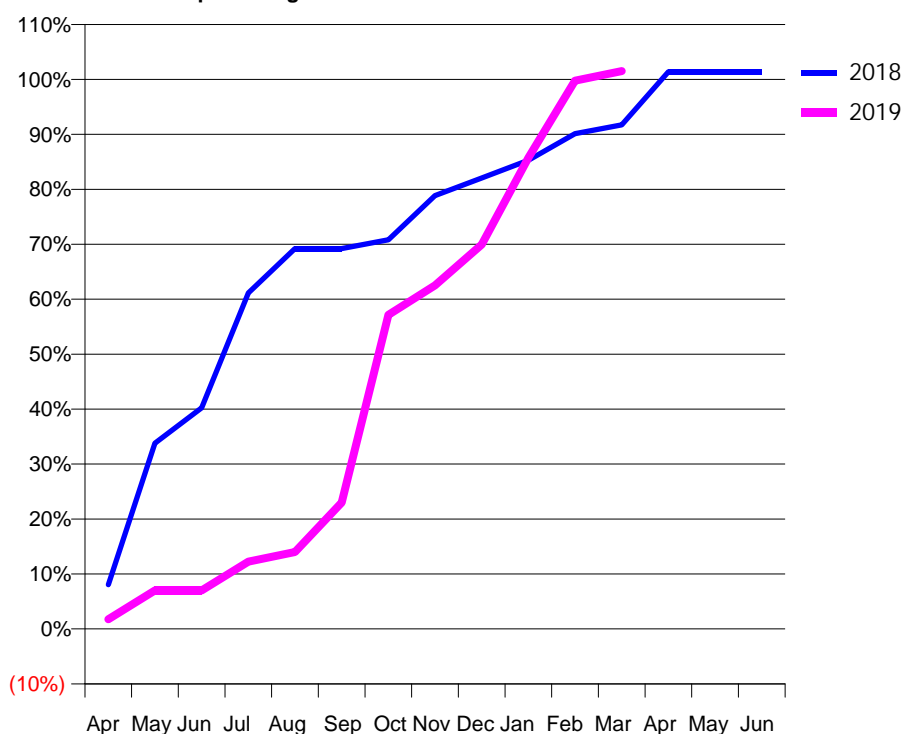
### Q64 - Vital Signs Orthodontic At a Glance Contract Report for 731633/0001 - March 2019

Name or company name	MR PJ COOKE	18/19 Contracted general activity (UDA)	1,285
Contract type name	GDS Contract	Carry forward general activity (UDA)	0
Purpose of contract	General and Orthodontic	18/19 Contracted orthodontic activity (UOA)	1,200
Contract start date	01/04/2006	Carry forward orthodontic activity (UOA)	0
Contract end date		Baseline contract value	£107,332.46

ACCESS	Contract	England and Wales
24 month ratio of assessments to patient IDs	1.04	1.08

ACTIVITY	Contract
Contract assess and fit appliances (case starts) as a percentage of Area Team case starts	1.5 %

Cumulative percentage of contracted UOA delivered 2018 & 2019



Month	Adjusted Scheduled Activity (UOA)		
	2017	2018	2019
April	0	105	21
May	126	441	84
June	147	525	84
July	336	798	147
August	588	903	168
September	777	903	276
October	882	924	686
November	987	1,029	750
December	1,050	1,071	839
January	1,071	1,113	1,029
February	1,113	1,176	1,197
March	1,155	1,197	1,218
April	1,281	1,323	
May	1,365	1,323	
June	1,365	1,323	

#### QUANTITY METRICS (rolling 12 month period)

	Contract Quantity	Contract Base Number	Contract *	Area Team	Region	England
% of all assessments that were assess and fit appliances (case starts)	64	127	50.4%	51.9%	58.6%	59.2%
% of all assessments that were assess and refuse	3	127	2.4%	14.1%	11.7%	12.0%
% of all assessments that were assess and review	60	127	47.2%	34.0%	29.7%	28.8%
% of case starts with a reported IOTN of 3 and Aesthetic Component of 5 or below	0	64	<i>N/A</i>	0.0%	0.2%	0.1%
% of case starts with a reported IOTN of 3 and Aesthetic Component of 6 or above	0	64	<i>N/A</i>	4.7%	3.2%	3.9%
% of case starts with a reported IOTN of 4	1	64	1.6%	75.9%	77.5%	77.6%
% of case starts with a reported IOTN of 5	0	64	<i>N/A</i>	14.8%	17.2%	16.7%
% of concluded courses in receipt of dual-arch fixed appliances	0	4	<i>N/A</i>	53.9%	70.6%	72.9%
% of concluded courses where treatment was abandoned or discontinued	1	4	25.0%	9.7%	9.2%	8.7%
% of patients satisfied with the treatment they have received	0	0	<i>N/A</i>	94.4%	96.4%	95.7%

\* Figures in italics indicate that the base number is less than 100.

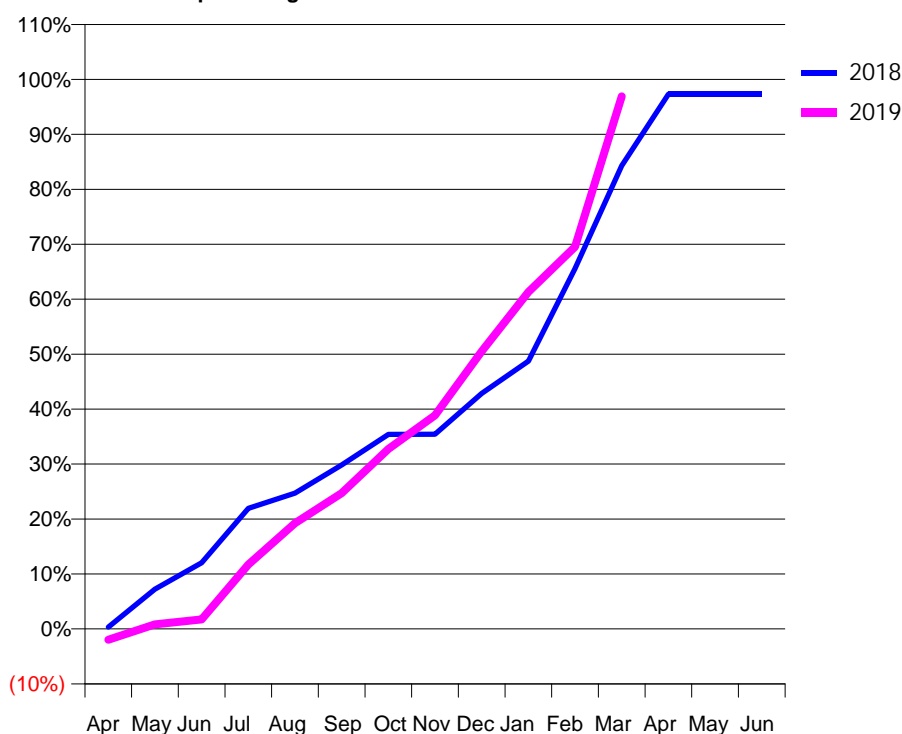
### Q64 - Vital Signs Orthodontic At a Glance Contract Report for 748544/0001 - March 2019

Name or company name	MRS AJ FERRIS	18/19 Contracted general activity (UDA)	0
Contract type name	PDS Contract	Carry forward general activity (UDA)	0
Purpose of contract	Orthodontic	18/19 Contracted orthodontic activity (UOA)	2,370
Contract start date	01/04/2006	Carry forward orthodontic activity (UOA)	69
Contract end date	31/03/2021	Baseline contract value	£154,368.20

ACCESS	Contract	England and Wales
24 month ratio of assessments to patient IDs	1.14	1.08

ACTIVITY	Contract
Contract assess and fit appliances (case starts) as a percentage of Area Team case starts	2.9 %

Cumulative percentage of contracted UOA delivered 2018 & 2019



Month	Adjusted Scheduled Activity (UOA)		
	2017	2018	2019
April	-2	9	-47
May	126	187	20
June	217	311	41
July	356	566	278
August	547	638	456
September	760	770	586
October	969	913	776
November	1,173	914	921
December	1,493	1,106	1,197
January	1,626	1,258	1,453
February	1,843	1,692	1,648
March	2,228	2,175	2,297
April	2,293	2,511	
May	2,293	2,511	
June	2,293	2,511	

#### QUANTITY METRICS (rolling 12 month period)

	Contract Quantity	Contract Base Number	Contract *	Area Team	Region	England
% of all assessments that were assess and fit appliances (case starts)	123	259	47.5%	51.9%	58.6%	59.2%
% of all assessments that were assess and refuse	46	259	17.8%	14.1%	11.7%	12.0%
% of all assessments that were assess and review	90	259	34.7%	34.0%	29.7%	28.8%
% of case starts with a reported IOTN of 3 and Aesthetic Component of 5 or below	0	123	N/A	0.0%	0.2%	0.1%
% of case starts with a reported IOTN of 3 and Aesthetic Component of 6 or above	5	123	4.1%	4.7%	3.2%	3.9%
% of case starts with a reported IOTN of 4	96	123	78.0%	75.9%	77.5%	77.6%
% of case starts with a reported IOTN of 5	22	123	17.9%	14.8%	17.2%	16.7 %
% of concluded courses in receipt of dual-arch fixed appliances	63	80	78.8%	53.9%	70.6%	72.9%
% of concluded courses where treatment was abandoned or discontinued	12	80	15.0%	9.7%	9.2%	8.7%
% of patients satisfied with the treatment they have received	1	1	100.0%	94.4%	96.4%	95.7%

\* Figures in italics indicate that the base number is less than 100.

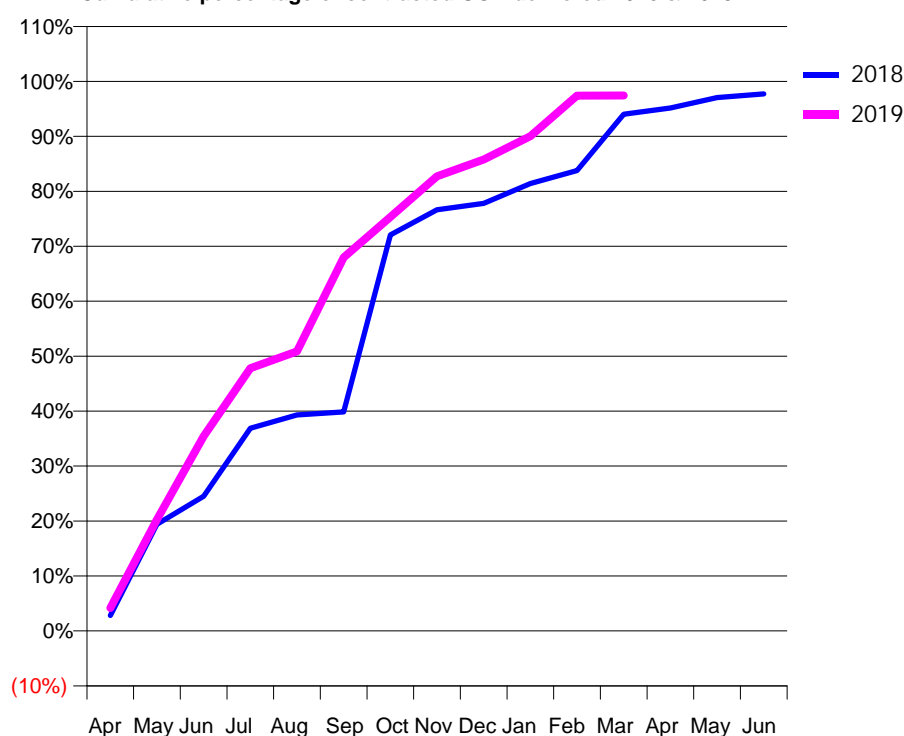
### Q64 - Vital Signs Orthodontic At a Glance Contract Report for 755680/0001 - March 2019

Name or company name	MRS MJ ELSEY	18/19 Contracted general activity (UDA)	0
Contract type name	PDS Contract	Carry forward general activity (UDA)	0
Purpose of contract	Orthodontic	18/19 Contracted orthodontic activity (UOA)	3,458
Contract start date	01/04/2006	Carry forward orthodontic activity (UOA)	87
Contract end date	31/03/2019	Baseline contract value	£225,226.07

ACCESS	Contract	England and Wales
24 month ratio of assessments to patient IDs	1.06	1.08

ACTIVITY	Contract
Contract assess and fit appliances (case starts) as a percentage of Area Team case starts	4.3 %

Cumulative percentage of contracted UOA delivered 2018 & 2019



Month	Adjusted Scheduled Activity (UOA)		
	2017	2018	2019
April	-44	107	145
May	140	739	700
June	313	932	1,225
July	313	1,404	1,653
August	313	1,495	1,759
September	1,243	1,516	2,350
October	1,841	2,741	2,605
November	1,983	2,915	2,860
December	2,811	2,959	2,966
January	2,833	3,097	3,114
February	3,207	3,186	3,368
March	3,382	3,577	3,369
April	3,445	3,620	
May	3,508	3,692	
June	3,530	3,717	

#### QUANTITY METRICS (rolling 12 month period)

	Contract Quantity	Contract Base Number	Contract *	Area Team	Region	England
% of all assessments that were assess and fit appliances (case starts)	184	240	76.7%	51.9%	58.6%	59.2%
% of all assessments that were assess and refuse	13	240	5.4%	14.1%	11.7%	12.0%
% of all assessments that were assess and review	43	240	17.9%	34.0%	29.7%	28.8%
% of case starts with a reported IOTN of 3 and Aesthetic Component of 5 or below	0	184	N/A	0.0%	0.2%	0.1%
% of case starts with a reported IOTN of 3 and Aesthetic Component of 6 or above	16	184	8.7%	4.7%	3.2%	3.9%
% of case starts with a reported IOTN of 4	132	184	71.7%	75.9%	77.5%	77.6%
% of case starts with a reported IOTN of 5	36	184	19.6%	14.8%	17.2%	16.7 %
% of concluded courses in receipt of dual-arch fixed appliances	12	195	6.2%	53.9%	70.6%	72.9%
% of concluded courses where treatment was abandoned or discontinued	11	195	5.6%	9.7%	9.2%	8.7%
% of patients satisfied with the treatment they have received	7	8	87.5%	94.4%	96.4%	95.7%

\* Figures in italics indicate that the base number is less than 100.

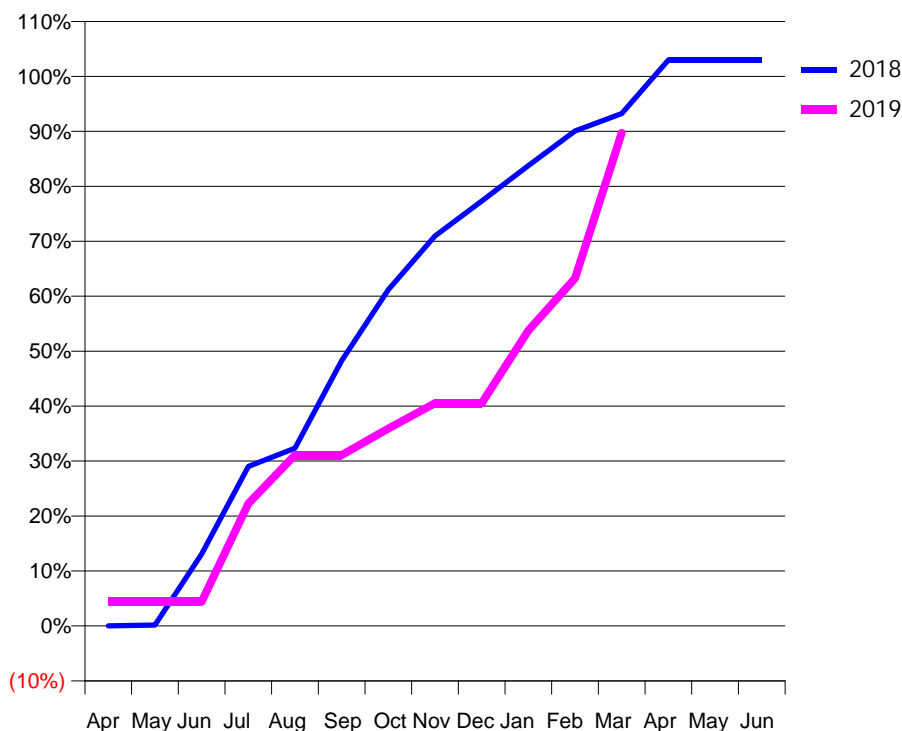
### Q64 - Vital Signs Orthodontic At a Glance Contract Report for 817953/0001 - March 2019

Name or company name	MR CR BORLAND	18/19 Contracted general activity (UDA)	0
Contract type name	PDS Contract	Carry forward general activity (UDA)	0
Purpose of contract	Orthodontic	18/19 Contracted orthodontic activity (UOA)	476
Contract start date	06/10/2008	Carry forward orthodontic activity (UOA)	0
Contract end date	31/03/2021	Baseline contract value	£32,321.67

ACCESS	Contract	England and Wales
24 month ratio of assessments to patient IDs	1.04	1.08

ACTIVITY	Contract
Contract assess and fit appliances (case starts) as a percentage of Area Team case starts	0.6 %

Cumulative percentage of contracted UOA delivered 2018 & 2019



Month	Adjusted Scheduled Activity (UOA)		
	2017	2018	2019
April	0	0	21
May	42	1	21
June	84	87	21
July	210	193	106
August	273	215	148
September	315	321	148
October	316	407	171
November	316	472	193
December	406	514	193
January	430	557	256
February	456	599	301
March	457	620	427
April	478	685	
May	521	685	
June	521	685	

#### QUANTITY METRICS (rolling 12 month period)

	Contract Quantity	Contract Base Number	Contract *	Area Team	Region	England
% of all assessments that were assess and fit appliances (case starts)	24	36	66.7%	51.9%	58.6%	59.2%
% of all assessments that were assess and refuse	9	36	25.0%	14.1%	11.7%	12.0%
% of all assessments that were assess and review	3	36	8.3%	34.0%	29.7%	28.8%
% of case starts with a reported IOTN of 3 and Aesthetic Component of 5 or below	0	24	<i>N/A</i>	0.0%	0.2%	0.1%
% of case starts with a reported IOTN of 3 and Aesthetic Component of 6 or above	2	24	8.3%	4.7%	3.2%	3.9%
% of case starts with a reported IOTN of 4	15	24	62.5%	75.9%	77.5%	77.6%
% of case starts with a reported IOTN of 5	6	24	25.0%	14.8%	17.2%	16.7%
% of concluded courses in receipt of dual-arch fixed appliances	10	15	66.7%	53.9%	70.6%	72.9%
% of concluded courses where treatment was abandoned or discontinued	1	15	6.7%	9.7%	9.2%	8.7%
% of patients satisfied with the treatment they have received	1	1	100.0%	94.4%	96.4%	95.7%

\* Figures in italics indicate that the base number is less than 100.

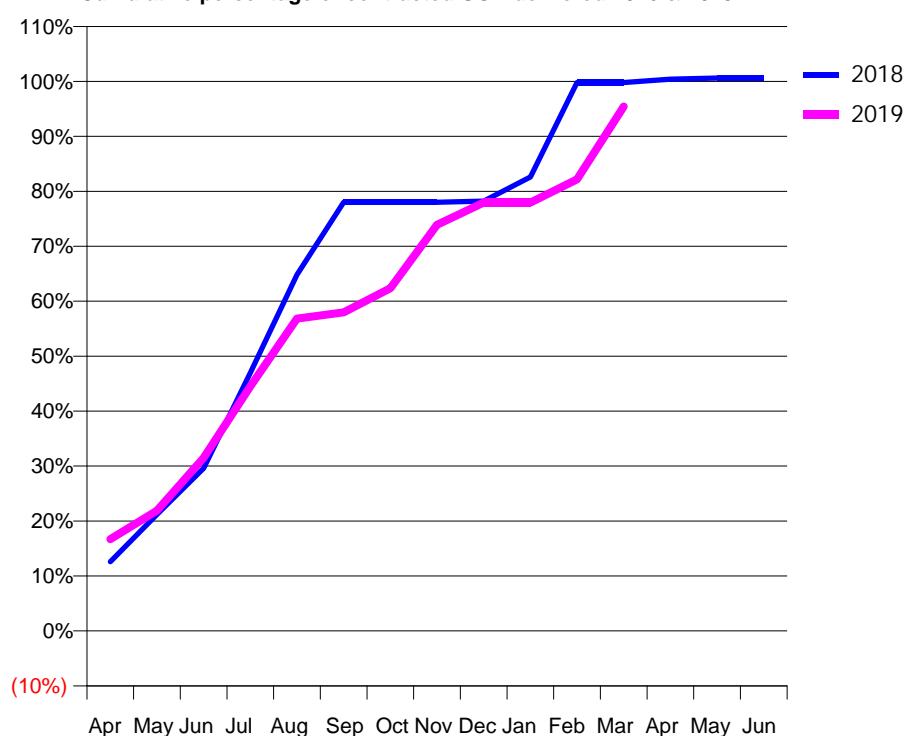
### Q64 - Vital Signs Orthodontic At a Glance Contract Report for 820059/0001 - March 2019

Name or company name	MR AJ SMITH	18/19 Contracted general activity (UDA)	800
Contract type name	PDS Contract	Carry forward general activity (UDA)	-16
Purpose of contract	General and Orthodontic	18/19 Contracted orthodontic activity (UOA)	521
Contract start date	01/04/2006	Carry forward orthodontic activity (UOA)	0
Contract end date	31/03/2019	Baseline contract value	£61,852.14

ACCESS	Contract	England and Wales
24 month ratio of assessments to patient IDs	1.12	1.08

ACTIVITY	Contract
Contract assess and fit appliances (case starts) as a percentage of Area Team case starts	0.5 %

Cumulative percentage of contracted UOA delivered 2018 & 2019



Month	Adjusted Scheduled Activity (UOA)		
	2017	2018	2019
April	190	63	87
May	256	106	114
June	277	148	164
July	351	235	232
August	373	324	296
September	396	390	302
October	420	390	325
November	425	390	385
December	429	391	406
January	431	413	406
February	455	499	428
March	500	499	497
April	500	502	
May	500	503	
June	500	503	

#### QUANTITY METRICS (rolling 12 month period)

	Contract Quantity	Contract Base Number	Contract *	Area Team	Region	England
% of all assessments that were assess and fit appliances (case starts)	22	65	33.8%	51.9%	58.6%	59.2%
% of all assessments that were assess and refuse	2	65	3.1%	14.1%	11.7%	12.0%
% of all assessments that were assess and review	41	65	63.1%	34.0%	29.7%	28.8%
% of case starts with a reported IOTN of 3 and Aesthetic Component of 5 or below	0	22	N/A	0.0%	0.2%	0.1%
% of case starts with a reported IOTN of 3 and Aesthetic Component of 6 or above	0	22	N/A	4.7%	3.2%	3.9%
% of case starts with a reported IOTN of 4	22	22	100.0%	75.9%	77.5%	77.6%
% of case starts with a reported IOTN of 5	0	22	N/A	14.8%	17.2%	16.7%
% of concluded courses in receipt of dual-arch fixed appliances	0	2	N/A	53.9%	70.6%	72.9%
% of concluded courses where treatment was abandoned or discontinued	0	2	0.0%	9.7%	9.2%	8.7%
% of patients satisfied with the treatment they have received	0	0	N/A	94.4%	96.4%	95.7%

\* Figures in italics indicate that the base number is less than 100.

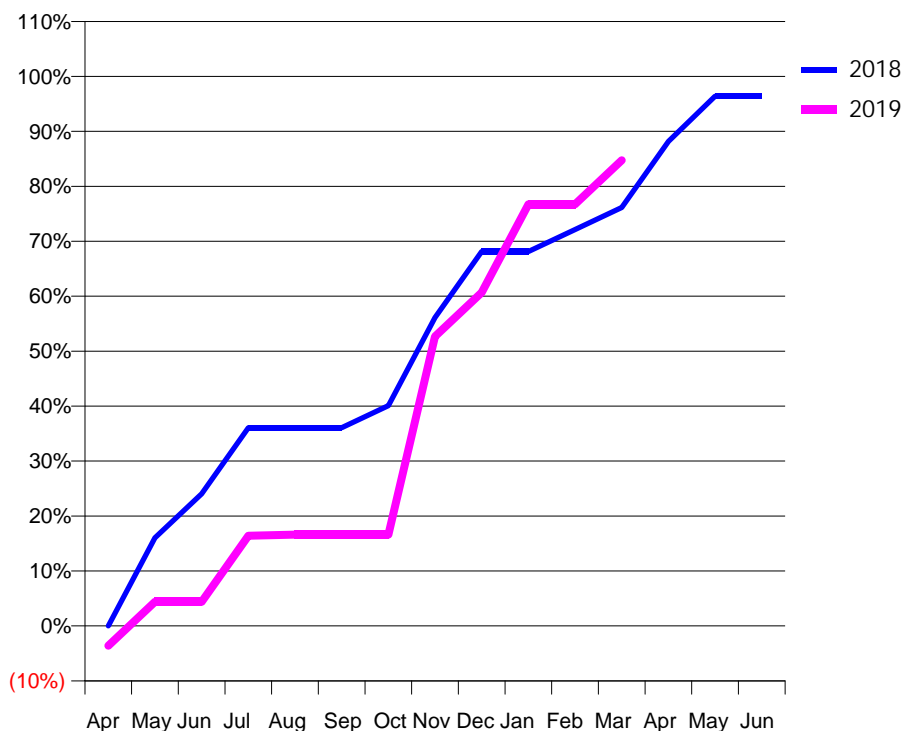
### Q64 - Vital Signs Orthodontic At a Glance Contract Report for 839329/0002 - March 2019

Name or company name	MR SJ MCELROY	18/19 Contracted general activity (UDA)	0
Contract type name	PDS Contract	Carry forward general activity (UDA)	0
Purpose of contract	Orthodontic	18/19 Contracted orthodontic activity (UOA)	524
Contract start date	01/04/2006	Carry forward orthodontic activity (UOA)	19
Contract end date	31/03/2019	Baseline contract value	£34,102.91

ACCESS	Contract	England and Wales
24 month ratio of assessments to patient IDs	1.04	1.08

ACTIVITY	Contract
Contract assess and fit appliances (case starts) as a percentage of Area Team case starts	0.7 %

Cumulative percentage of contracted UOA delivered 2018 & 2019



Month	Adjusted Scheduled Activity (UOA)		
	2017	2018	2019
April	-8	0	-19
May	181	84	23
June	224	126	23
July	329	189	86
August	524	189	87
September	546	189	87
October	610	210	87
November	610	294	276
December	610	357	318
January	610	357	402
February	610	378	402
March	610	399	444
April	611	462	
May	611	505	
June	632	505	

#### QUANTITY METRICS (rolling 12 month period)

	Contract Quantity	Contract Base Number	Contract *	Area Team	Region	England
% of all assessments that were assess and fit appliances (case starts)	28	30	93.3%	51.9%	58.6%	59.2%
% of all assessments that were assess and refuse	1	30	3.3%	14.1%	11.7%	12.0%
% of all assessments that were assess and review	1	30	3.3%	34.0%	29.7%	28.8%
% of case starts with a reported IOTN of 3 and Aesthetic Component of 5 or below	0	28	<i>N/A</i>	0.0%	0.2%	0.1%
% of case starts with a reported IOTN of 3 and Aesthetic Component of 6 or above	5	28	17.9%	4.7%	3.2%	3.9%
% of case starts with a reported IOTN of 4	19	28	67.9%	75.9%	77.5%	77.6%
% of case starts with a reported IOTN of 5	3	28	10.7%	14.8%	17.2%	16.7 %
% of concluded courses in receipt of dual-arch fixed appliances	0	22	<i>N/A</i>	53.9%	70.6%	72.9%
% of concluded courses where treatment was abandoned or discontinued	1	22	4.5%	9.7%	9.2%	8.7%
% of patients satisfied with the treatment they have received	0	0	<i>N/A</i>	94.4%	96.4%	95.7%

\* Figures in italics indicate that the base number is less than 100.



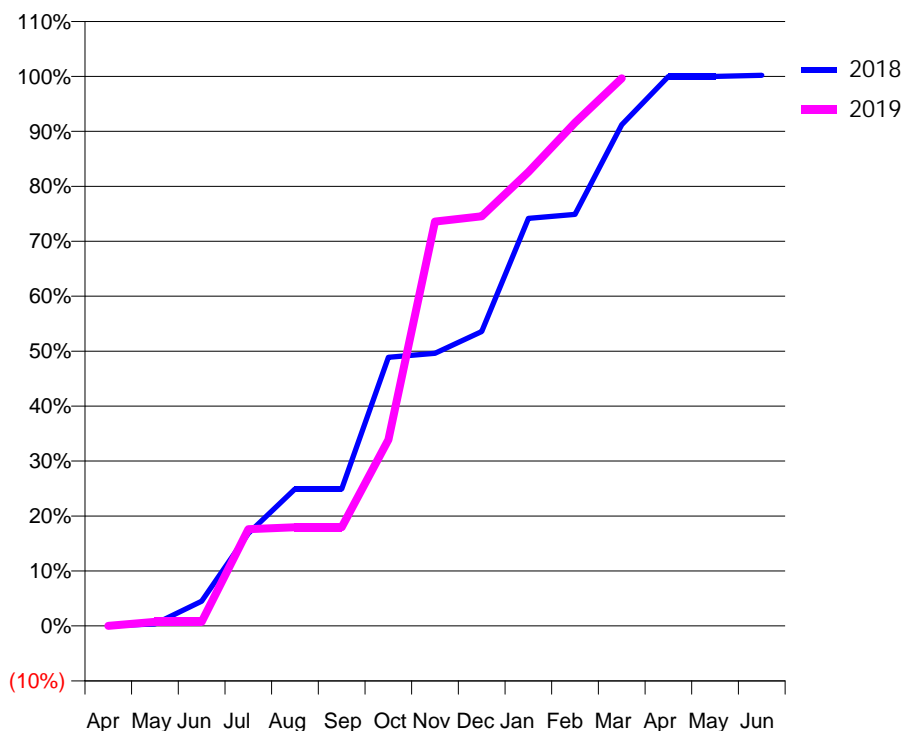
### Q64 - Vital Signs Orthodontic At a Glance Contract Report for 839329/0003 - March 2019

Name or company name	MR SJ MCELROY	18/19 Contracted general activity (UDA)	0
Contract type name	GDS Contract	Carry forward general activity (UDA)	0
Purpose of contract	Orthodontic	18/19 Contracted orthodontic activity (UOA)	534
Contract start date	01/04/2006	Carry forward orthodontic activity (UOA)	0
Contract end date		Baseline contract value	£36,455.56

ACCESS	Contract	England and Wales
24 month ratio of assessments to patient IDs	1.45	1.08

ACTIVITY	Contract
Contract assess and fit appliances (case starts) as a percentage of Area Team case starts	0.6 %

Cumulative percentage of contracted UOA delivered 2018 & 2019



Month	Adjusted Scheduled Activity (UOA)		
	2017	2018	2019
April	9	0	0
May	75	2	4
June	99	24	4
July	125	90	94
August	125	133	96
September	295	133	96
October	360	261	181
November	406	265	393
December	408	286	398
January	417	396	441
February	417	400	489
March	507	487	532
April	507	534	
May	510	534	
June	512	535	

### QUANTITY METRICS (rolling 12 month period)

	Contract Quantity	Contract Base Number	Contract *	Area Team	Region	England
% of all assessments that were assess and fit appliances (case starts)	26	61	42.6%	51.9%	58.6%	59.2%
% of all assessments that were assess and refuse	1	61	1.6%	14.1%	11.7%	12.0%
% of all assessments that were assess and review	34	61	55.7%	34.0%	29.7%	28.8%
% of case starts with a reported IOTN of 3 and Aesthetic Component of 5 or below	0	26	N/A	0.0%	0.2%	0.1%
% of case starts with a reported IOTN of 3 and Aesthetic Component of 6 or above	0	26	N/A	4.7%	3.2%	3.9%
% of case starts with a reported IOTN of 4	20	26	76.9%	75.9%	77.5%	77.6%
% of case starts with a reported IOTN of 5	6	26	23.1%	14.8%	17.2%	16.7%
% of concluded courses in receipt of dual-arch fixed appliances	13	24	54.2%	53.9%	70.6%	72.9%
% of concluded courses where treatment was abandoned or discontinued	1	24	4.2%	9.7%	9.2%	8.7%
% of patients satisfied with the treatment they have received	0	0	N/A	94.4%	96.4%	95.7%

\* Figures in italics indicate that the base number is less than 100.

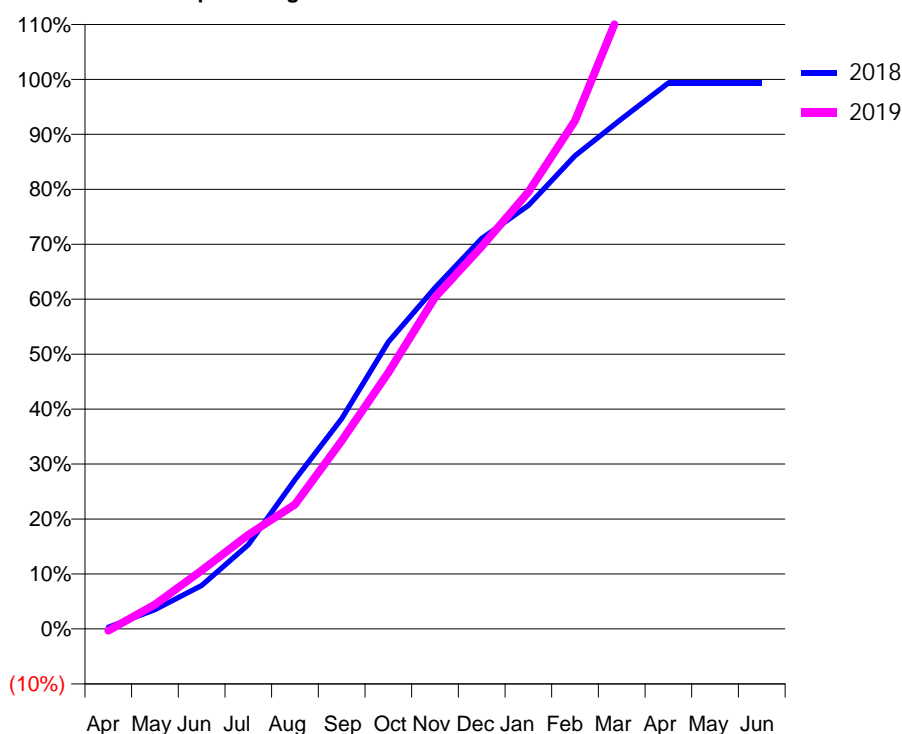
### Q64 - Vital Signs Orthodontic At a Glance Contract Report for 888990/0001 - March 2019

Name or company name	MRS JE WHITEHEAD	18/19 Contracted general activity (UDA)	0
Contract type name	PDS Contract	Carry forward general activity (UDA)	0
Purpose of contract	Orthodontic	18/19 Contracted orthodontic activity (UOA)	6,183
Contract start date	01/04/2006	Carry forward orthodontic activity (UOA)	41
Contract end date	31/03/2021	Baseline contract value	£402,746.26

ACCESS	Contract	England and Wales
24 month ratio of assessments to patient IDs	1.05	1.08

ACTIVITY	Contract
Contract assess and fit appliances (case starts) as a percentage of Area Team case starts	8.2 %

Cumulative percentage of contracted UOA delivered 2018 & 2019



Month	Adjusted Scheduled Activity (UOA)		
	2017	2018	2019
April	-203	19	-20
May	-86	217	276
June	55	488	658
July	292	949	1,060
August	1,030	1,679	1,401
September	1,612	2,365	2,117
October	2,158	3,230	2,886
November	2,483	3,838	3,729
December	3,087	4,393	4,302
January	3,601	4,765	4,916
February	4,022	5,323	5,718
March	4,992	5,740	7,001
April	5,796	6,142	
May	6,135	6,142	
June	6,156	6,142	

#### QUANTITY METRICS (rolling 12 month period)

	Contract Quantity	Contract Base Number	Contract *	Area Team	Region	England
% of all assessments that were assess and fit appliances (case starts)	352	436	80.7%	51.9%	58.6%	59.2%
% of all assessments that were assess and refuse	28	436	6.4%	14.1%	11.7%	12.0%
% of all assessments that were assess and review	56	436	12.8%	34.0%	29.7%	28.8%
% of case starts with a reported IOTN of 3 and Aesthetic Component of 5 or below	0	352	N/A	0.0%	0.2%	0.1%
% of case starts with a reported IOTN of 3 and Aesthetic Component of 6 or above	0	352	N/A	4.7%	3.2%	3.9%
% of case starts with a reported IOTN of 4	269	352	76.4%	75.9%	77.5%	77.6%
% of case starts with a reported IOTN of 5	0	352	N/A	14.8%	17.2%	16.7 %
% of concluded courses in receipt of dual-arch fixed appliances	163	176	92.6%	53.9%	70.6%	72.9%
% of concluded courses where treatment was abandoned or discontinued	1	176	0.6%	9.7%	9.2%	8.7%
% of patients satisfied with the treatment they have received	4	4	100.0%	94.4%	96.4%	95.7%

\* Figures in italics indicate that the base number is less than 100.

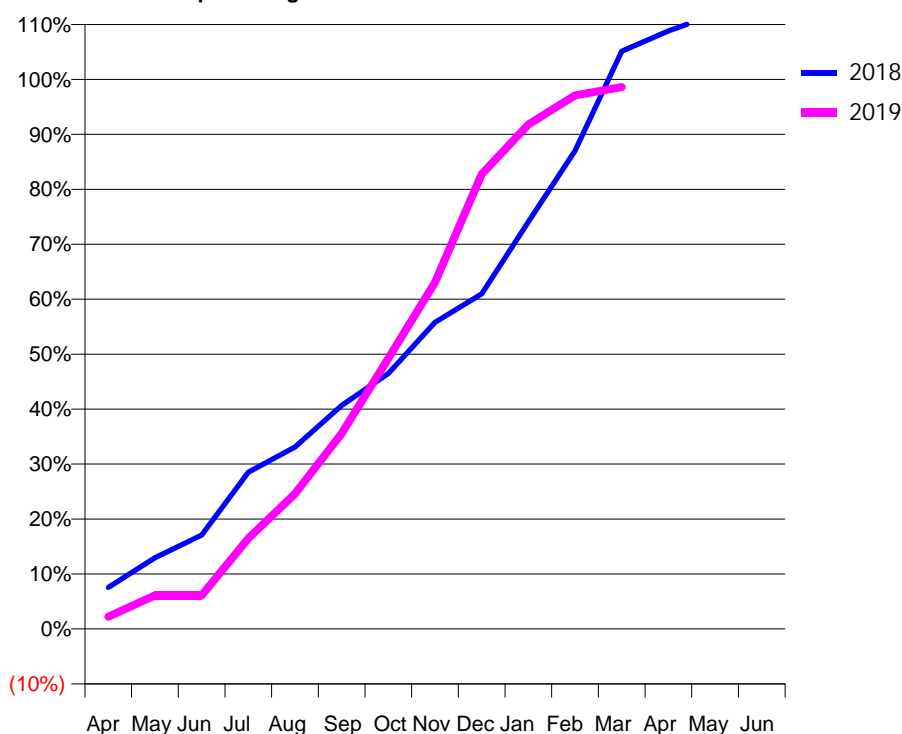
### Q64 - Vital Signs Orthodontic At a Glance Contract Report for 908320/0002 - March 2019

Name or company name	MRS CG GOLDEN	18/19 Contracted general activity (UDA)	0
Contract type name	PDS Contract	Carry forward general activity (UDA)	0
Purpose of contract	Orthodontic	18/19 Contracted orthodontic activity (UOA)	2,818
Contract start date	01/07/2009	Carry forward orthodontic activity (UOA)	0
Contract end date	31/03/2021	Baseline contract value	£183,588.63

ACCESS	Contract	England and Wales
24 month ratio of assessments to patient IDs	1.04	1.08

ACTIVITY	Contract
Contract assess and fit appliances (case starts) as a percentage of Area Team case starts	3.2 %

Cumulative percentage of contracted UOA delivered 2018 & 2019



Month	Adjusted Scheduled Activity (UOA)		
	2017	2018	2019
April	-6	213	63
May	125	365	172
June	189	481	172
July	452	804	465
August	646	933	693
September	760	1,146	1,003
October	1,076	1,310	1,388
November	1,349	1,572	1,777
December	1,507	1,718	2,332
January	1,540	2,088	2,587
February	1,864	2,452	2,736
March	2,380	2,962	2,778
April	2,615	3,067	
May	2,640	3,151	
June	2,641	3,151	

#### QUANTITY METRICS (rolling 12 month period)

	Contract Quantity	Contract Base Number	Contract *	Area Team	Region	England
% of all assessments that were assess and fit appliances (case starts)	137	284	48.2%	51.9%	58.6%	59.2%
% of all assessments that were assess and refuse	108	284	38.0%	14.1%	11.7%	12.0%
% of all assessments that were assess and review	39	284	13.7%	34.0%	29.7%	28.8%
% of case starts with a reported IOTN of 3 and Aesthetic Component of 5 or below	0	137	N/A	0.0%	0.2%	0.1%
% of case starts with a reported IOTN of 3 and Aesthetic Component of 6 or above	2	137	1.5%	4.7%	3.2%	3.9%
% of case starts with a reported IOTN of 4	124	137	90.5%	75.9%	77.5%	77.6%
% of case starts with a reported IOTN of 5	11	137	8.0%	14.8%	17.2%	16.7 %
% of concluded courses in receipt of dual-arch fixed appliances	127	150	84.7%	53.9%	70.6%	72.9%
% of concluded courses where treatment was abandoned or discontinued	11	150	7.3%	9.7%	9.2%	8.7%
% of patients satisfied with the treatment they have received	8	8	100.0%	94.4%	96.4%	95.7%

\* Figures in italics indicate that the base number is less than 100.

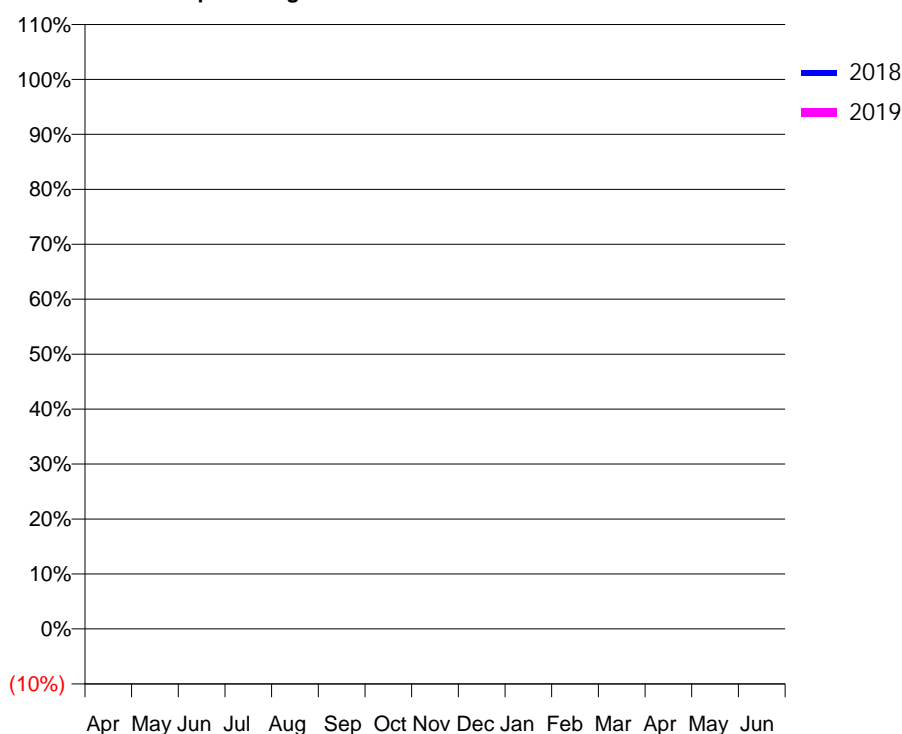
### Q64 - Vital Signs Orthodontic At a Glance Contract Report for 915203/0001 - March 2019

Name or company name	Mr CS Lambert-Rose	18/19 Contracted general activity (UDA)	790
Contract type name	GDS Contract	Carry forward general activity (UDA)	0
Purpose of contract	General	18/19 Contracted orthodontic activity (UOA)	0
Contract start date	01/04/2006	Carry forward orthodontic activity (UOA)	0
Contract end date		Baseline contract value	£17,170.23

ACCESS	Contract	England and Wales
24 month ratio of assessments to patient IDs	1.00	1.08

ACTIVITY	Contract
Contract assess and fit appliances (case starts) as a percentage of Area Team case starts	0.0 %

Cumulative percentage of contracted UOA delivered 2018 & 2019



Month	Adjusted Scheduled Activity (UOA)		
	2017	2018	2019
April	0	0	0
May	0	0	0
June	0	0	0
July	0	0	0
August	0	0	0
September	0	0	0
October	0	0	0
November	0	0	0
December	0	0	1
January	0	0	1
February	0	0	3
March	0	0	46
April	0	0	
May	0	0	
June	0	0	

### QUANTITY METRICS (rolling 12 month period)

	Contract Quantity	Contract Base Number	Contract *	Area Team	Region	England
% of all assessments that were assess and fit appliances (case starts)	2	6	33.3%	51.9%	58.6%	59.2%
% of all assessments that were assess and refuse	2	6	33.3%	14.1%	11.7%	12.0%
% of all assessments that were assess and review	2	6	33.3%	34.0%	29.7%	28.8%
% of case starts with a reported IOTN of 3 and Aesthetic Component of 5 or below	0	2	<i>N/A</i>	0.0%	0.2%	0.1%
% of case starts with a reported IOTN of 3 and Aesthetic Component of 6 or above	0	2	<i>N/A</i>	4.7%	3.2%	3.9%
% of case starts with a reported IOTN of 4	2	2	100.0%	75.9%	77.5%	77.6%
% of case starts with a reported IOTN of 5	0	2	<i>N/A</i>	14.8%	17.2%	16.7 %
% of concluded courses in receipt of dual-arch fixed appliances	0	0	<i>N/A</i>	53.9%	70.6%	72.9%
% of concluded courses where treatment was abandoned or discontinued	0	0	<i>N/A</i>	9.7%	9.2%	8.7%
% of patients satisfied with the treatment they have received	0	0	<i>N/A</i>	94.4%	96.4%	95.7%

\* Figures in italics indicate that the base number is less than 100.

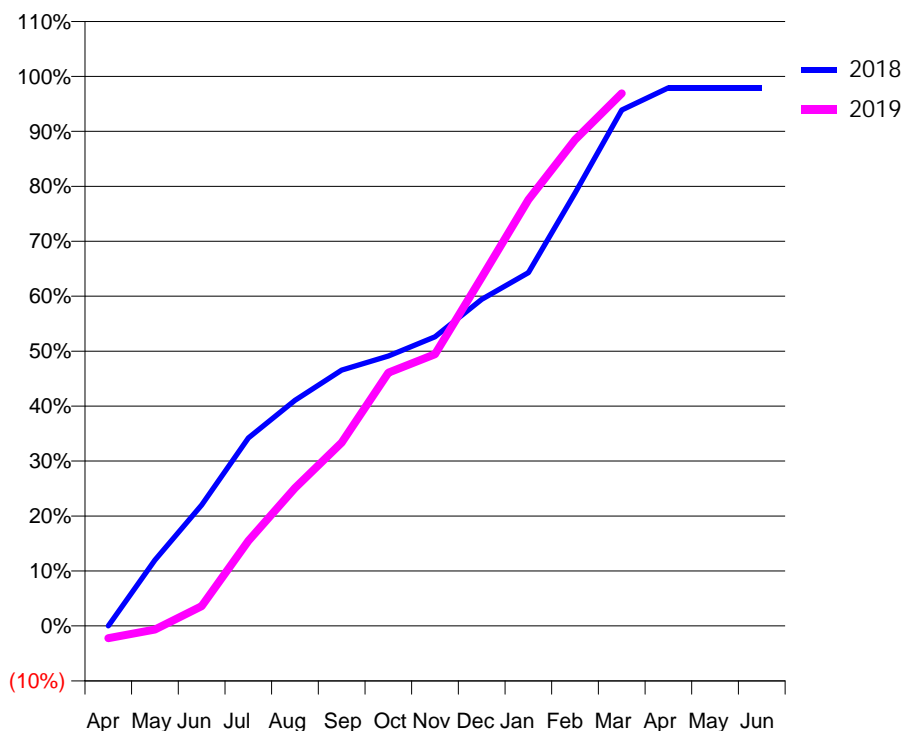
### Q64 - Vital Signs Orthodontic At a Glance Contract Report for 982911/0001 - March 2019

Name or company name	MR A REHMAN	18/19 Contracted general activity (UDA)	0
Contract type name	PDS Contract	Carry forward general activity (UDA)	0
Purpose of contract	Orthodontic	18/19 Contracted orthodontic activity (UOA)	6,023
Contract start date	01/04/2006	Carry forward orthodontic activity (UOA)	137
Contract end date	31/03/2026	Baseline contract value	£417,212.37

ACCESS	Contract	England and Wales
24 month ratio of assessments to patient IDs	1.11	1.08

ACTIVITY	Contract
Contract assess and fit appliances (case starts) as a percentage of Area Team case starts	6.5 %

Cumulative percentage of contracted UOA delivered 2018 & 2019



Month	Adjusted Scheduled Activity (UOA)		
	2017	2018	2019
April	4	0	-135
May	239	795	-40
June	1,012	1,457	217
July	1,590	2,266	932
August	2,253	2,720	1,511
September	2,711	3,085	2,010
October	3,287	3,255	2,777
November	3,696	3,485	2,979
December	3,988	3,936	3,820
January	4,559	4,260	4,672
February	5,006	5,217	5,329
March	5,862	6,219	5,837
April	6,057	6,488	
May	6,058	6,488	
June	6,058	6,488	

#### QUANTITY METRICS (rolling 12 month period)

	Contract Quantity	Contract Base Number	Contract *	Area Team	Region	England
% of all assessments that were assess and fit appliances (case starts)	278	699	39.8%	51.9%	58.6%	59.2%
% of all assessments that were assess and refuse	314	699	44.9%	14.1%	11.7%	12.0%
% of all assessments that were assess and review	107	699	15.3%	34.0%	29.7%	28.8%
% of case starts with a reported IOTN of 3 and Aesthetic Component of 5 or below	0	278	N/A	0.0%	0.2%	0.1%
% of case starts with a reported IOTN of 3 and Aesthetic Component of 6 or above	16	278	5.8%	4.7%	3.2%	3.9%
% of case starts with a reported IOTN of 4	202	278	72.7%	75.9%	77.5%	77.6%
% of case starts with a reported IOTN of 5	59	278	21.2%	14.8%	17.2%	16.7 %
% of concluded courses in receipt of dual-arch fixed appliances	0	384	N/A	53.9%	70.6%	72.9%
% of concluded courses where treatment was abandoned or discontinued	34	384	8.9%	9.7%	9.2%	8.7%
% of patients satisfied with the treatment they have received	4	4	100.0%	94.4%	96.4%	95.7%

\* Figures in italics indicate that the base number is less than 100.

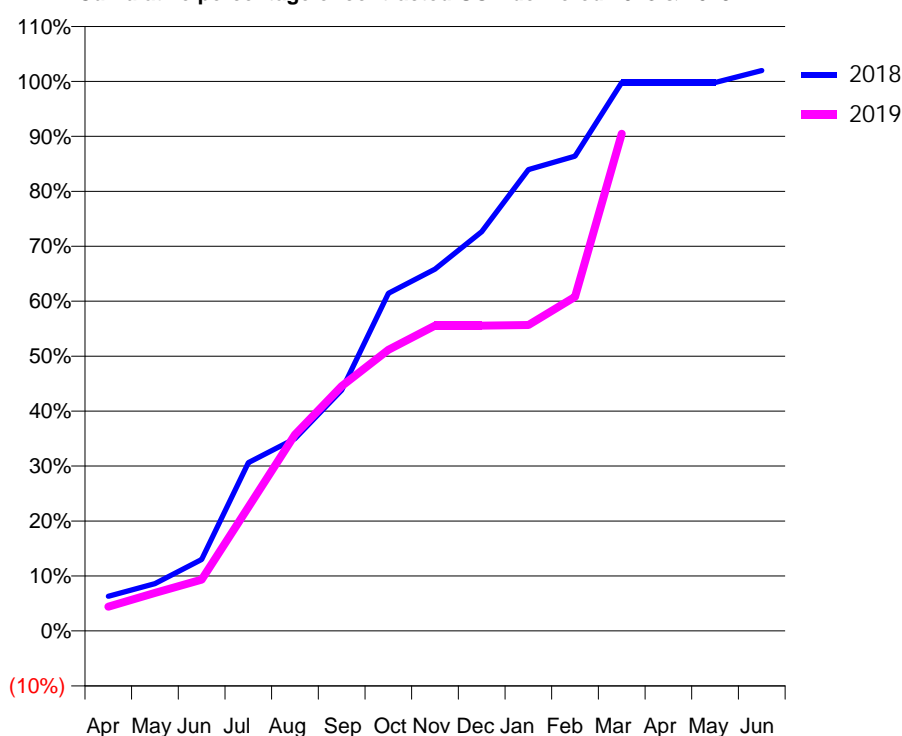
### Q65 - Vital Signs Orthodontic At a Glance Contract Report for 101362/0045 - March 2019

Name or company name	Rodericks Dental Limited	18/19 Contracted general activity (UDA)	33,727
Contract type name	GDS Contract	Carry forward general activity (UDA)	-555
Purpose of contract	General and Orthodontic	18/19 Contracted orthodontic activity (UOA)	954
Contract start date	01/02/2012	Carry forward orthodontic activity (UOA)	0
Contract end date		Baseline contract value	£780,298.96

ACCESS	Contract	England and Wales
24 month ratio of assessments to patient IDs	1.02	1.08

ACTIVITY	Contract
Contract assess and fit appliances (case starts) as a percentage of Area Team case starts	0.8 %

Cumulative percentage of contracted UOA delivered 2018 & 2019



Month	Adjusted Scheduled Activity (UOA)		
	2017	2018	2019
April	87	60	42
May	407	82	66
June	558	124	89
July	648	292	215
August	775	334	341
September	819	418	425
October	820	586	488
November	862	628	530
December	862	693	530
January	862	801	531
February	883	824	580
March	947	952	863
April	950	952	
May	951	952	
June	951	973	

#### QUANTITY METRICS (rolling 12 month period)

	Contract Quantity	Contract Base Number	Contract *	Area Team	Region	England
% of all assessments that were assess and fit appliances (case starts)	42	70	60.0%	56.0%	58.6%	59.2%
% of all assessments that were assess and refuse	10	70	14.3%	12.5%	11.7%	12.0%
% of all assessments that were assess and review	18	70	25.7%	31.5%	29.7%	28.8%
% of case starts with a reported IOTN of 3 and Aesthetic Component of 5 or below	0	42	N/A	0.0%	0.2%	0.1%
% of case starts with a reported IOTN of 3 and Aesthetic Component of 6 or above	0	42	N/A	4.4%	3.2%	3.9%
% of case starts with a reported IOTN of 4	41	42	97.6%	79.8%	77.5%	77.6%
% of case starts with a reported IOTN of 5	1	42	2.4%	15.0%	17.2%	16.7%
% of concluded courses in receipt of dual-arch fixed appliances	7	75	9.3%	81.4%	70.6%	72.9%
% of concluded courses where treatment was abandoned or discontinued	44	75	58.7%	9.7%	9.2%	8.7%
% of patients satisfied with the treatment they have received	3	3	100.0%	97.2%	96.4%	95.7%

\* Figures in italics indicate that the base number is less than 100.

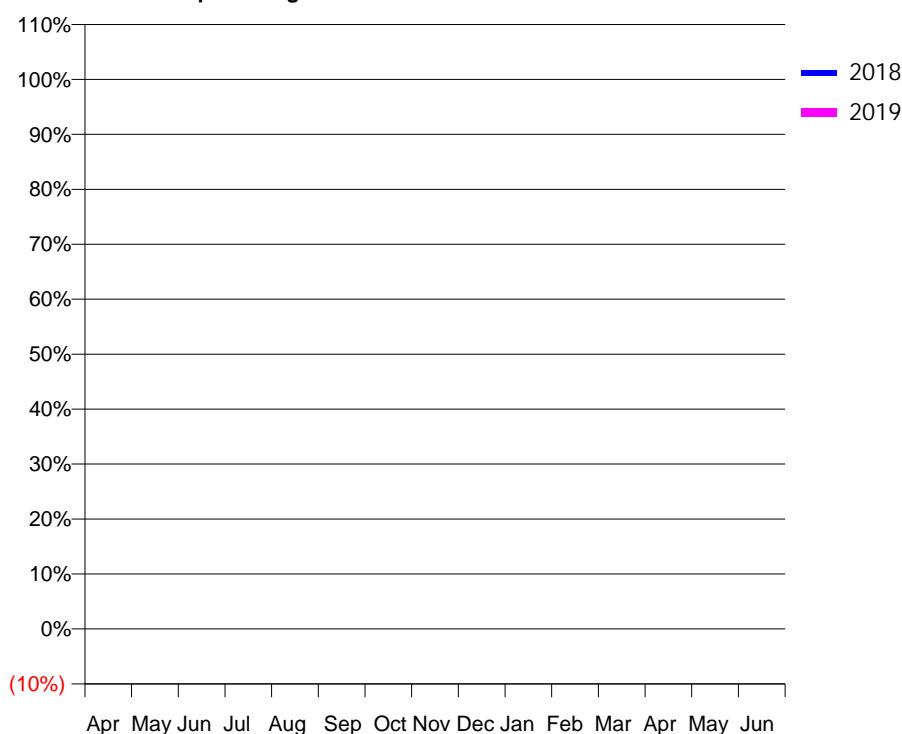
### Q65 - Vital Signs Orthodontic At a Glance Contract Report for 101370/0031 - March 2019

Name or company name	Petrie Tucker & Partners Ltd	18/19 Contracted general activity (UDA)	23,500
Contract type name	GDS Contract	Carry forward general activity (UDA)	0
Purpose of contract	General	18/19 Contracted orthodontic activity (UOA)	0
Contract start date	01/04/2006	Carry forward orthodontic activity (UOA)	0
Contract end date		Baseline contract value	£507,618.11

ACCESS	Contract	England and Wales
24 month ratio of assessments to patient IDs	1.00	1.08

ACTIVITY	Contract
Contract assess and fit appliances (case starts) as a percentage of Area Team case starts	0.0 %

Cumulative percentage of contracted UOA delivered 2018 & 2019



Month	Adjusted Scheduled Activity (UOA)		
	2017	2018	2019
April	0	0	0
May	0	0	0
June	0	0	0
July	0	0	0
August	0	0	0
September	0	0	1
October	0	0	1
November	0	0	1
December	0	0	1
January	0	0	1
February	0	0	1
March	0	0	1
April	0	0	
May	0	0	
June	0	0	

### QUANTITY METRICS (rolling 12 month period)

	Contract Quantity	Contract Base Number	Contract *	Area Team	Region	England
% of all assessments that were assess and fit appliances (case starts)	0	1	0.0%	56.0%	58.6%	59.2%
% of all assessments that were assess and refuse	0	1	0.0%	12.5%	11.7%	12.0%
% of all assessments that were assess and review	1	1	100.0%	31.5%	29.7%	28.8%
% of case starts with a reported IOTN of 3 and Aesthetic Component of 5 or below	0	0	N/A	0.0%	0.2%	0.1%
% of case starts with a reported IOTN of 3 and Aesthetic Component of 6 or above	0	0	N/A	4.4%	3.2%	3.9%
% of case starts with a reported IOTN of 4	0	0	N/A	79.8%	77.5%	77.6%
% of case starts with a reported IOTN of 5	0	0	N/A	15.0%	17.2%	16.7 %
% of concluded courses in receipt of dual-arch fixed appliances	0	0	N/A	81.4%	70.6%	72.9%
% of concluded courses where treatment was abandoned or discontinued	0	0	N/A	9.7%	9.2%	8.7%
% of patients satisfied with the treatment they have received	0	0	N/A	97.2%	96.4%	95.7%

\* Figures in italics indicate that the base number is less than 100.

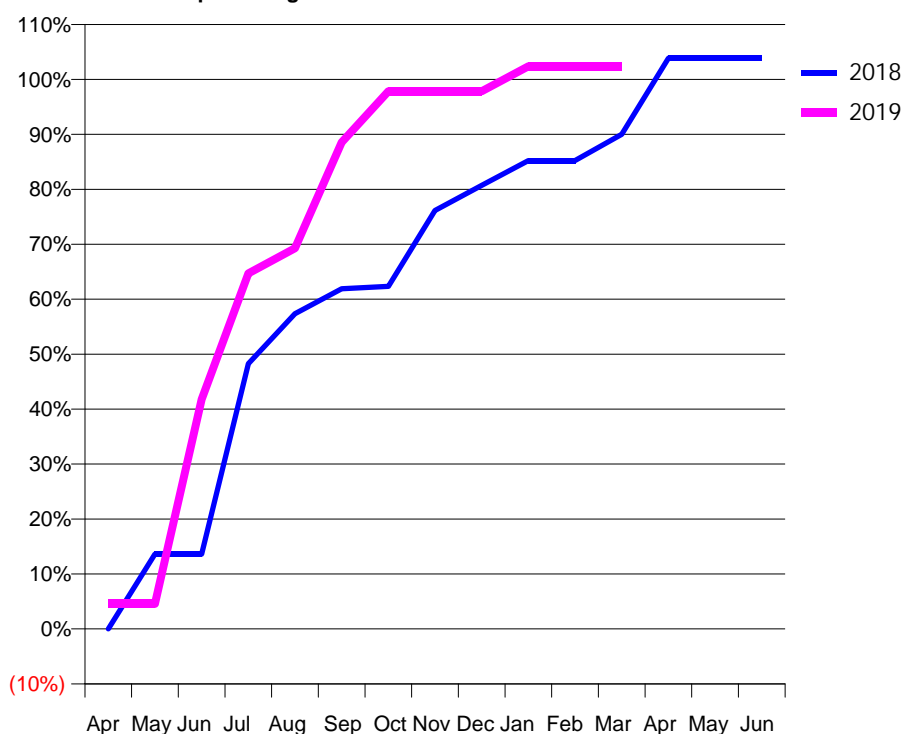
### Q65 - Vital Signs Orthodontic At a Glance Contract Report for 106089/0001 - March 2019

Name or company name	Church Street Dental Practice Ltd	18/19 Contracted general activity (UDA)	3,250
Contract type name	GDS Contract	Carry forward general activity (UDA)	0
Purpose of contract	General and Orthodontic	18/19 Contracted orthodontic activity (UOA)	462
Contract start date	01/04/2010	Carry forward orthodontic activity (UOA)	0
Contract end date		Baseline contract value	£103,067.24

ACCESS	Contract	England and Wales
24 month ratio of assessments to patient IDs	1.11	1.08

ACTIVITY	Contract
Contract assess and fit appliances (case starts) as a percentage of Area Team case starts	0.5 %

Cumulative percentage of contracted UOA delivered 2018 & 2019



Month	Adjusted Scheduled Activity (UOA)		
	2017	2018	2019
April	96	0	21
May	222	63	21
June	222	63	193
July	311	223	299
August	334	265	320
September	397	286	409
October	418	288	452
November	460	352	452
December	461	373	452
January	461	394	473
February	461	394	473
March	462	416	473
April	462	480	
May	462	480	
June	462	480	

#### QUANTITY METRICS (rolling 12 month period)

	Contract Quantity	Contract Base Number	Contract *	Area Team	Region	England
% of all assessments that were assess and fit appliances (case starts)	25	37	67.6%	56.0%	58.6%	59.2%
% of all assessments that were assess and refuse	1	37	2.7%	12.5%	11.7%	12.0%
% of all assessments that were assess and review	11	37	29.7%	31.5%	29.7%	28.8%
% of case starts with a reported IOTN of 3 and Aesthetic Component of 5 or below	0	25	N/A	0.0%	0.2%	0.1%
% of case starts with a reported IOTN of 3 and Aesthetic Component of 6 or above	0	25	N/A	4.4%	3.2%	3.9%
% of case starts with a reported IOTN of 4	22	25	88.0%	79.8%	77.5%	77.6%
% of case starts with a reported IOTN of 5	3	25	12.0%	15.0%	17.2%	16.7 %
% of concluded courses in receipt of dual-arch fixed appliances	0	0	N/A	81.4%	70.6%	72.9%
% of concluded courses where treatment was abandoned or discontinued	0	0	N/A	9.7%	9.2%	8.7%
% of patients satisfied with the treatment they have received	1	1	100.0%	97.2%	96.4%	95.7%

\* Figures in italics indicate that the base number is less than 100.



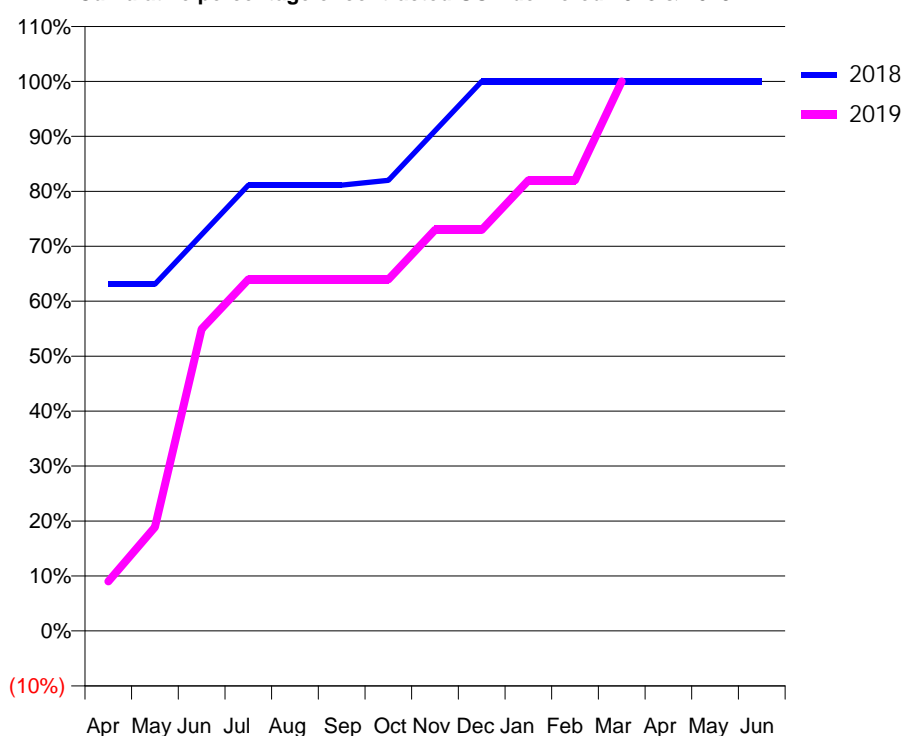
### Q65 - Vital Signs Orthodontic At a Glance Contract Report for 111333/0001 - March 2019

Name or company name	Connor Hichens	18/19 Contracted general activity (UDA)	2,700
Contract type name	GDS Contract	Carry forward general activity (UDA)	0
Purpose of contract	General and Orthodontic	18/19 Contracted orthodontic activity (UOA)	233
Contract start date	01/12/2012	Carry forward orthodontic activity (UOA)	0
Contract end date		Baseline contract value	£75,225.05

ACCESS	Contract	England and Wales
24 month ratio of assessments to patient IDs	1.00	1.08

ACTIVITY	Contract
Contract assess and fit appliances (case starts) as a percentage of Area Team case starts	0.2 %

Cumulative percentage of contracted UOA delivered 2018 & 2019



Month	Adjusted Scheduled Activity (UOA)		
	2017	2018	2019
April	0	147	21
May	71	147	44
June	72	168	128
July	136	189	149
August	136	189	149
September	136	189	149
October	136	191	149
November	136	212	170
December	178	233	170
January	241	233	191
February	241	233	191
March	241	233	233
April	241	233	
May	241	233	
June	241	233	

### QUANTITY METRICS (rolling 12 month period)

	Contract Quantity	Contract Base Number	Contract *	Area Team	Region	England
% of all assessments that were assess and fit appliances (case starts)	11	13	84.6%	56.0%	58.6%	59.2%
% of all assessments that were assess and refuse	0	13	0.0%	12.5%	11.7%	12.0%
% of all assessments that were assess and review	2	13	15.4%	31.5%	29.7%	28.8%
% of case starts with a reported IOTN of 3 and Aesthetic Component of 5 or below	0	11	N/A	0.0%	0.2%	0.1%
% of case starts with a reported IOTN of 3 and Aesthetic Component of 6 or above	0	11	N/A	4.4%	3.2%	3.9%
% of case starts with a reported IOTN of 4	10	11	90.9%	79.8%	77.5%	77.6%
% of case starts with a reported IOTN of 5	1	11	9.1%	15.0%	17.2%	16.7%
% of concluded courses in receipt of dual-arch fixed appliances	0	11	N/A	81.4%	70.6%	72.9%
% of concluded courses where treatment was abandoned or discontinued	0	11	0.0%	9.7%	9.2%	8.7%
% of patients satisfied with the treatment they have received	1	1	100.0%	97.2%	96.4%	95.7%

\* Figures in italics indicate that the base number is less than 100.

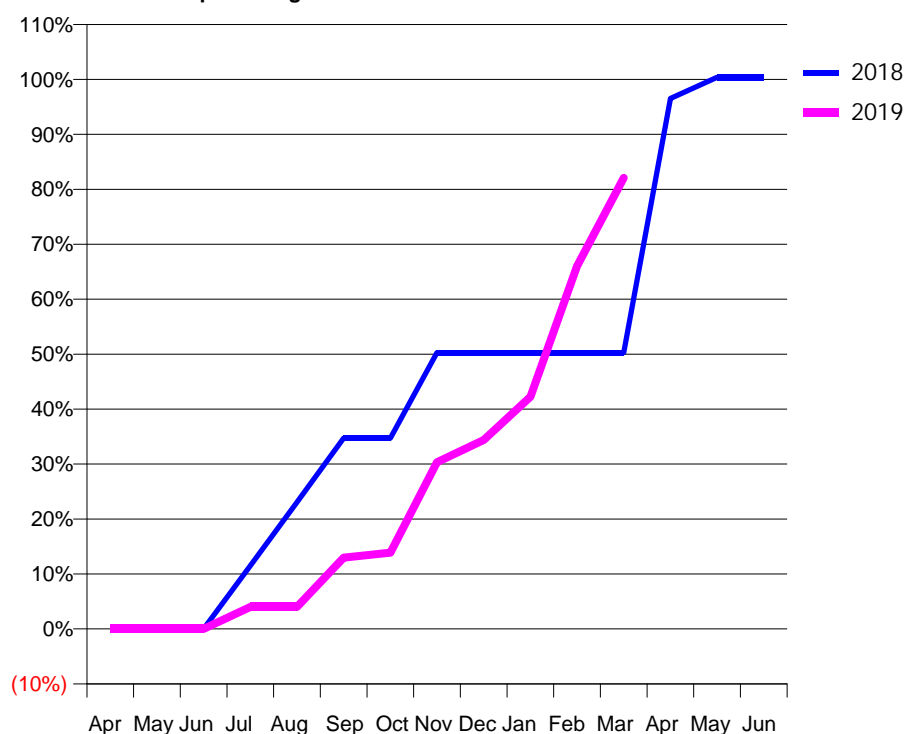
### Q65 - Vital Signs Orthodontic At a Glance Contract Report for 119075/0001 - March 2019

Name or company name	Christchurch Healthcare and Management Limited	18/19 Contracted general activity (UDA)	0
Contract type name	PDS Contract	Carry forward general activity (UDA)	0
Purpose of contract	Orthodontic	18/19 Contracted orthodontic activity (UOA)	547
Contract start date	01/07/2011	Carry forward orthodontic activity (UOA)	0
Contract end date	30/06/2021	Baseline contract value	£39,686.72

ACCESS	Contract	England and Wales
24 month ratio of assessments to patient IDs	1.10	1.08

ACTIVITY	Contract
Contract assess and fit appliances (case starts) as a percentage of Area Team case starts	0.7 %

Cumulative percentage of contracted UOA delivered 2018 & 2019



Month	Adjusted Scheduled Activity (UOA)		
	2017	2018	2019
April	0	0	0
May	0	0	0
June	0	0	0
July	0	63	22
August	0	126	22
September	231	190	71
October	231	190	76
November	231	275	166
December	231	275	188
January	231	275	231
February	231	275	361
March	442	275	449
April	463	528	
May	507	549	
June	507	549	

#### QUANTITY METRICS (rolling 12 month period)

	Contract Quantity	Contract Base Number	Contract *	Area Team	Region	England
% of all assessments that were assess and fit appliances (case starts)	35	65	53.8%	56.0%	58.6%	59.2%
% of all assessments that were assess and refuse	4	65	6.2%	12.5%	11.7%	12.0%
% of all assessments that were assess and review	26	65	40.0%	31.5%	29.7%	28.8%
% of case starts with a reported IOTN of 3 and Aesthetic Component of 5 or below	0	35	<i>N/A</i>	0.0%	0.2%	0.1%
% of case starts with a reported IOTN of 3 and Aesthetic Component of 6 or above	1	35	2.9%	4.4%	3.2%	3.9%
% of case starts with a reported IOTN of 4	29	35	82.9%	79.8%	77.5%	77.6%
% of case starts with a reported IOTN of 5	2	35	5.7%	15.0%	17.2%	16.7%
% of concluded courses in receipt of dual-arch fixed appliances	18	39	46.2%	81.4%	70.6%	72.9%
% of concluded courses where treatment was abandoned or discontinued	17	39	43.6%	9.7%	9.2%	8.7%
% of patients satisfied with the treatment they have received	0	0	<i>N/A</i>	97.2%	96.4%	95.7%

\* Figures in italics indicate that the base number is less than 100.

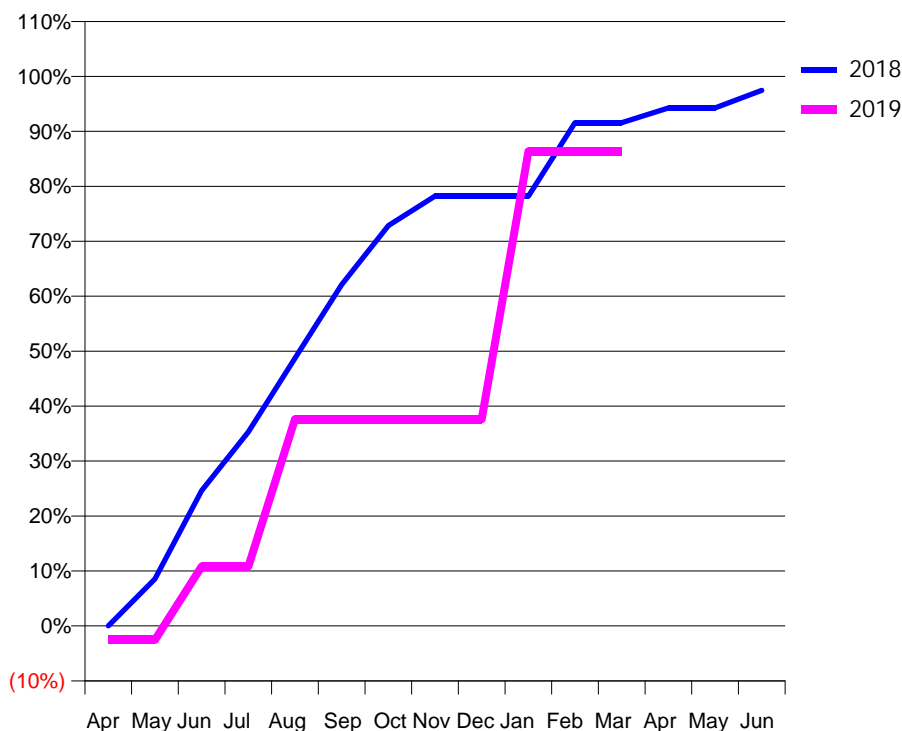
### Q65 - Vital Signs Orthodontic At a Glance Contract Report for 122165/0001 - March 2019

Name or company name	Passage House Dental Care	18/19 Contracted general activity (UDA)	28,767
Contract type name	GDS Contract	Carry forward general activity (UDA)	147
Purpose of contract	General and Orthodontic	18/19 Contracted orthodontic activity (UOA)	784
Contract start date	01/10/2008	Carry forward orthodontic activity (UOA)	20
Contract end date		Baseline contract value	£781,470.79

ACCESS	Contract	England and Wales
24 month ratio of assessments to patient IDs	1.00	1.08

ACTIVITY	Contract
Contract assess and fit appliances (case starts) as a percentage of Area Team case starts	0.7 %

Cumulative percentage of contracted UOA delivered 2018 & 2019



Month	Adjusted Scheduled Activity (UOA)		
	2017	2018	2019
April	42	0	-20
May	84	67	-20
June	109	193	85
July	214	277	85
August	361	382	295
September	424	487	295
October	466	571	295
November	613	613	295
December	718	613	295
January	760	613	677
February	760	718	677
March	781	718	677
April	802	739	
May	802	739	
June	802	764	

#### QUANTITY METRICS (rolling 12 month period)

	Contract Quantity	Contract Base Number	Contract *	Area Team	Region	England
% of all assessments that were assess and fit appliances (case starts)	37	37	100.0%	56.0%	58.6%	59.2%
% of all assessments that were assess and refuse	0	37	0.0%	12.5%	11.7%	12.0%
% of all assessments that were assess and review	0	37	0.0%	31.5%	29.7%	28.8%
% of case starts with a reported IOTN of 3 and Aesthetic Component of 5 or below	0	37	N/A	0.0%	0.2%	0.1%
% of case starts with a reported IOTN of 3 and Aesthetic Component of 6 or above	7	37	18.9%	4.4%	3.2%	3.9%
% of case starts with a reported IOTN of 4	24	37	64.9%	79.8%	77.5%	77.6%
% of case starts with a reported IOTN of 5	6	37	16.2%	15.0%	17.2%	16.7%
% of concluded courses in receipt of dual-arch fixed appliances	32	37	86.5%	81.4%	70.6%	72.9%
% of concluded courses where treatment was abandoned or discontinued	4	37	10.8%	9.7%	9.2%	8.7%
% of patients satisfied with the treatment they have received	2	2	100.0%	97.2%	96.4%	95.7%

\* Figures in italics indicate that the base number is less than 100.

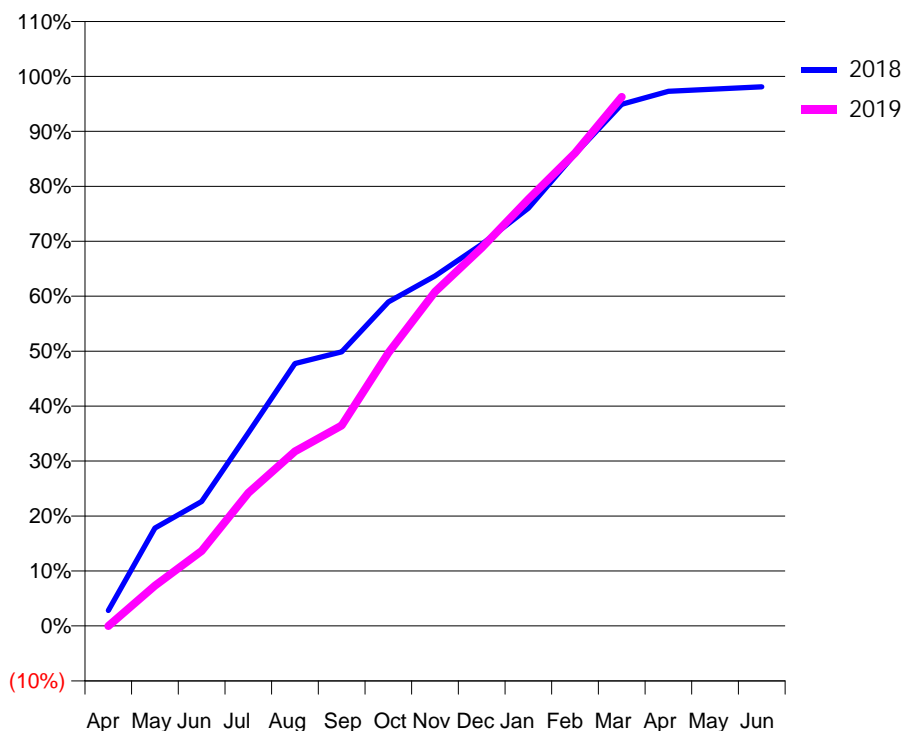
### Q65 - Vital Signs Orthodontic At a Glance Contract Report for 123412/0001 - March 2019

Name or company name	Clifton Orthodontics Centre	18/19 Contracted general activity (UDA)	0
Contract type name	PDS Contract	Carry forward general activity (UDA)	0
Purpose of contract	Orthodontic	18/19 Contracted orthodontic activity (UOA)	5,398
Contract start date	01/10/2011	Carry forward orthodontic activity (UOA)	103
Contract end date	31/03/2027	Baseline contract value	£375,786.76

ACCESS	Contract	England and Wales
24 month ratio of assessments to patient IDs	1.32	1.08

ACTIVITY	Contract
Contract assess and fit appliances (case starts) as a percentage of Area Team case starts	4.6 %

Cumulative percentage of contracted UOA delivered 2018 & 2019



Month	Adjusted Scheduled Activity (UOA)		
	2017	2018	2019
April	0	151	-2
May	403	962	395
June	934	1,223	737
July	1,709	1,898	1,308
August	2,236	2,577	1,714
September	2,612	2,692	1,970
October	3,284	3,182	2,682
November	3,812	3,438	3,282
December	4,494	3,749	3,714
January	4,813	4,104	4,192
February	5,218	4,635	4,644
March	5,386	5,124	5,196
April	5,389	5,251	
May	5,389	5,273	
June	5,389	5,295	

#### QUANTITY METRICS (rolling 12 month period)

	Contract Quantity	Contract Base Number	Contract *	Area Team	Region	England
% of all assessments that were assess and fit appliances (case starts)	247	649	38.1%	56.0%	58.6%	59.2%
% of all assessments that were assess and refuse	174	649	26.8%	12.5%	11.7%	12.0%
% of all assessments that were assess and review	228	649	35.1%	31.5%	29.7%	28.8%
% of case starts with a reported IOTN of 3 and Aesthetic Component of 5 or below	0	247	N/A	0.0%	0.2%	0.1%
% of case starts with a reported IOTN of 3 and Aesthetic Component of 6 or above	2	247	0.8%	4.4%	3.2%	3.9%
% of case starts with a reported IOTN of 4	198	247	80.2%	79.8%	77.5%	77.6%
% of case starts with a reported IOTN of 5	47	247	19.0%	15.0%	17.2%	16.7 %
% of concluded courses in receipt of dual-arch fixed appliances	217	236	91.9%	81.4%	70.6%	72.9%
% of concluded courses where treatment was abandoned or discontinued	3	236	1.3%	9.7%	9.2%	8.7%
% of patients satisfied with the treatment they have received	3	3	100.0%	97.2%	96.4%	95.7%

\* Figures in italics indicate that the base number is less than 100.

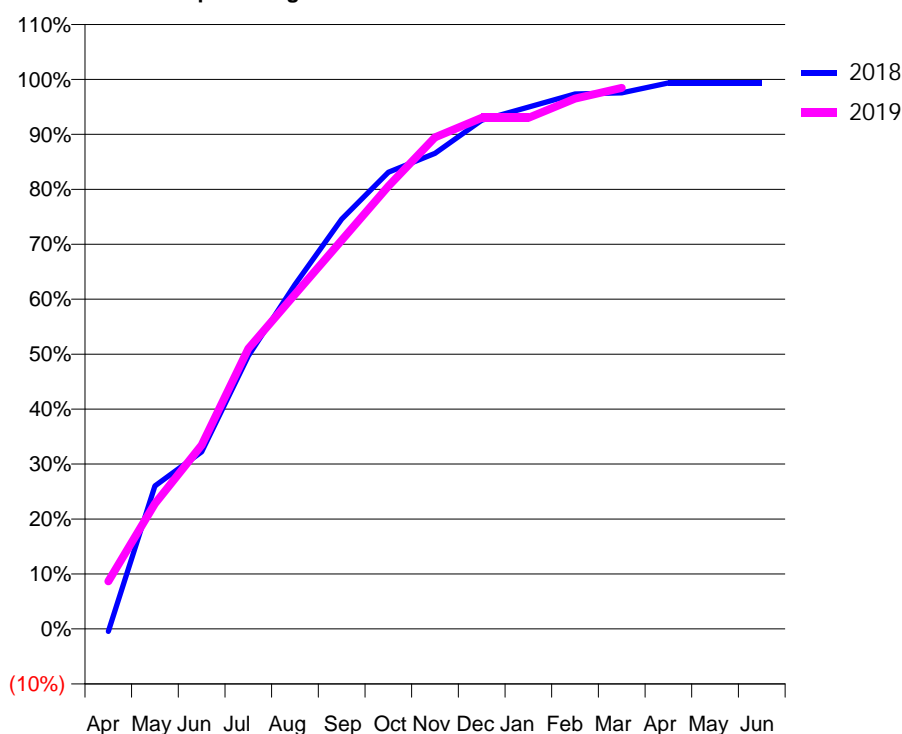
### Q65 - Vital Signs Orthodontic At a Glance Contract Report for 129496/0001 - March 2019

Name or company name	Smile Solutions Orthodontics	18/19 Contracted general activity (UDA)	900
Contract type name	PDS Contract	Carry forward general activity (UDA)	5
Purpose of contract	General and Orthodontic	18/19 Contracted orthodontic activity (UOA)	8,008
Contract start date	01/04/2006	Carry forward orthodontic activity (UOA)	52
Contract end date	31/03/2020	Baseline contract value	£576,622.29

ACCESS	Contract	England and Wales
24 month ratio of assessments to patient IDs	1.10	1.08

ACTIVITY	Contract
Contract assess and fit appliances (case starts) as a percentage of Area Team case starts	6.9 %

Cumulative percentage of contracted UOA delivered 2018 & 2019



Month	Adjusted Scheduled Activity (UOA)		
	2017	2018	2019
April	596	-37	695
May	815	2,084	1,825
June	2,119	2,581	2,679
July	3,275	3,981	4,085
August	3,966	5,018	4,875
September	4,754	5,970	5,663
October	5,602	6,654	6,452
November	5,738	6,928	7,163
December	6,569	7,412	7,448
January	6,794	7,604	7,448
February	7,311	7,796	7,727
March	7,556	7,812	7,883
April	7,990	7,956	
May	7,971	7,956	
June	7,971	7,956	

#### QUANTITY METRICS (rolling 12 month period)

	Contract Quantity	Contract Base Number	Contract *	Area Team	Region	England
% of all assessments that were assess and fit appliances (case starts)	368	834	44.1%	56.0%	58.6%	59.2%
% of all assessments that were assess and refuse	35	834	4.2%	12.5%	11.7%	12.0%
% of all assessments that were assess and review	431	834	51.7%	31.5%	29.7%	28.8%
% of case starts with a reported IOTN of 3 and Aesthetic Component of 5 or below	1	368	0.3%	0.0%	0.2%	0.1%
% of case starts with a reported IOTN of 3 and Aesthetic Component of 6 or above	24	368	6.5%	4.4%	3.2%	3.9%
% of case starts with a reported IOTN of 4	276	368	75.0%	79.8%	77.5%	77.6%
% of case starts with a reported IOTN of 5	65	368	17.7%	15.0%	17.2%	16.7 %
% of concluded courses in receipt of dual-arch fixed appliances	321	367	87.5%	81.4%	70.6%	72.9%
% of concluded courses where treatment was abandoned or discontinued	31	367	8.4%	9.7%	9.2%	8.7%
% of patients satisfied with the treatment they have received	13	13	100.0%	97.2%	96.4%	95.7%

\* Figures in italics indicate that the base number is less than 100.

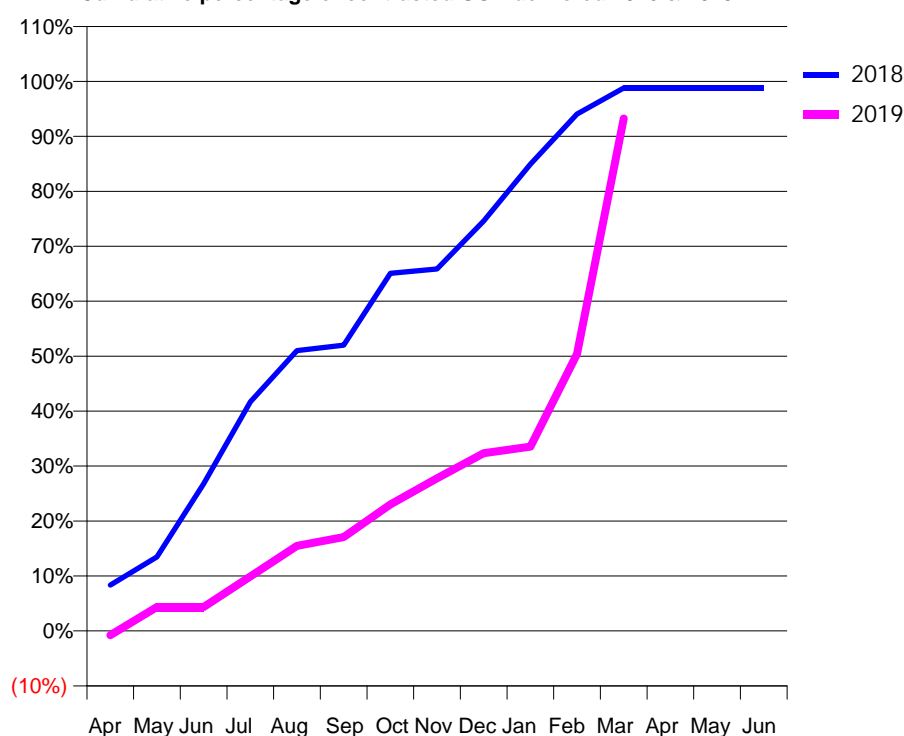
### Q65 - Vital Signs Orthodontic At a Glance Contract Report for 129690/0001 - March 2019

Name or company name	Dulverton Dental Practice Ltd	18/19 Contracted general activity (UDA)	16,500
Contract type name	GDS Contract	Carry forward general activity (UDA)	0
Purpose of contract	General and Orthodontic	18/19 Contracted orthodontic activity (UOA)	504
Contract start date	02/04/2007	Carry forward orthodontic activity (UOA)	6
Contract end date		Baseline contract value	£502,662.47

ACCESS	Contract	England and Wales
24 month ratio of assessments to patient IDs	1.32	1.08

ACTIVITY	Contract
Contract assess and fit appliances (case starts) as a percentage of Area Team case starts	0.4 %

Cumulative percentage of contracted UOA delivered 2018 & 2019



Month	Adjusted Scheduled Activity (UOA)		
	2017	2018	2019
April	21	42	-4
May	54	68	22
June	78	135	22
July	126	210	50
August	255	257	78
September	297	262	86
October	297	328	116
November	297	332	140
December	297	376	163
January	298	428	169
February	450	474	254
March	501	498	470
April	501	498	
May	501	498	
June	501	498	

#### QUANTITY METRICS (rolling 12 month period)

	Contract Quantity	Contract Base Number	Contract *	Area Team	Region	England
% of all assessments that were assess and fit appliances (case starts)	22	76	28.9%	56.0%	58.6%	59.2%
% of all assessments that were assess and refuse	9	76	11.8%	12.5%	11.7%	12.0%
% of all assessments that were assess and review	45	76	59.2%	31.5%	29.7%	28.8%
% of case starts with a reported IOTN of 3 and Aesthetic Component of 5 or below	0	22	<i>N/A</i>	0.0%	0.2%	0.1%
% of case starts with a reported IOTN of 3 and Aesthetic Component of 6 or above	0	22	<i>N/A</i>	4.4%	3.2%	3.9%
% of case starts with a reported IOTN of 4	21	22	95.5%	79.8%	77.5%	77.6%
% of case starts with a reported IOTN of 5	1	22	4.5%	15.0%	17.2%	16.7 %
% of concluded courses in receipt of dual-arch fixed appliances	0	11	<i>N/A</i>	81.4%	70.6%	72.9%
% of concluded courses where treatment was abandoned or discontinued	2	11	18.2%	9.7%	9.2%	8.7%
% of patients satisfied with the treatment they have received	0	0	<i>N/A</i>	97.2%	96.4%	95.7%

\* Figures in italics indicate that the base number is less than 100.

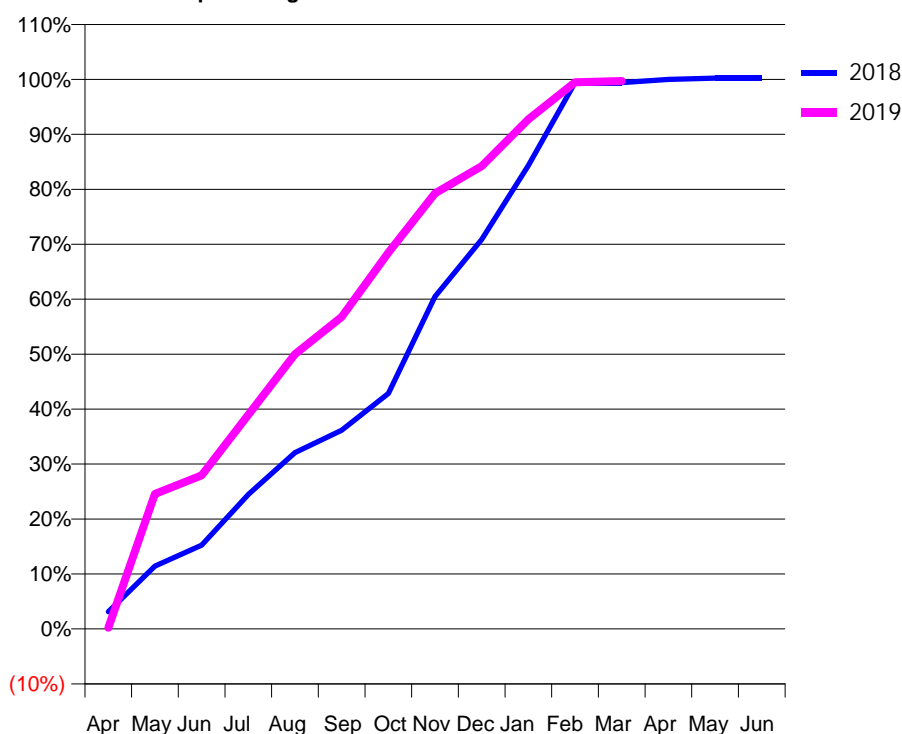
### Q65 - Vital Signs Orthodontic At a Glance Contract Report for 157465/0001 - March 2019

Name or company name	Wells Orthodontics Limited	18/19 Contracted general activity (UDA)	0
Contract type name	PDS Contract	Carry forward general activity (UDA)	0
Purpose of contract	Orthodontic	18/19 Contracted orthodontic activity (UOA)	9,356
Contract start date	01/09/2015	Carry forward orthodontic activity (UOA)	0
Contract end date	31/03/2019	Baseline contract value	£631,399.13

ACCESS	Contract	England and Wales
24 month ratio of assessments to patient IDs	1.00	1.08

ACTIVITY	Contract
Contract assess and fit appliances (case starts) as a percentage of Area Team case starts	8.4 %

Cumulative percentage of contracted UOA delivered 2018 & 2019



Month	Adjusted Scheduled Activity (UOA)		
	2017	2018	2019
April	294	294	21
May	2,187	1,071	2,299
June	2,397	1,428	2,614
July	3,106	2,289	3,647
August	3,513	3,003	4,678
September	4,302	3,381	5,312
October	5,192	4,011	6,408
November	6,044	5,657	7,416
December	6,829	6,631	7,878
January	7,524	7,893	8,676
February	8,574	9,300	9,306
March	9,208	9,300	9,327
April	9,355	9,356	
May	9,356	9,377	
June	9,356	9,377	

### QUANTITY METRICS (rolling 12 month period)

	Contract Quantity	Contract Base Number	Contract *	Area Team	Region	England
% of all assessments that were assess and fit appliances (case starts)	451	465	97.0%	56.0%	58.6%	59.2%
% of all assessments that were assess and refuse	8	465	1.7%	12.5%	11.7%	12.0%
% of all assessments that were assess and review	6	465	1.3%	31.5%	29.7%	28.8%
% of case starts with a reported IOTN of 3 and Aesthetic Component of 5 or below	0	451	N/A	0.0%	0.2%	0.1%
% of case starts with a reported IOTN of 3 and Aesthetic Component of 6 or above	0	451	N/A	4.4%	3.2%	3.9%
% of case starts with a reported IOTN of 4	362	451	80.3%	79.8%	77.5%	77.6%
% of case starts with a reported IOTN of 5	88	451	19.5%	15.0%	17.2%	16.7 %
% of concluded courses in receipt of dual-arch fixed appliances	356	415	85.8%	81.4%	70.6%	72.9%
% of concluded courses where treatment was abandoned or discontinued	39	415	9.4%	9.7%	9.2%	8.7%
% of patients satisfied with the treatment they have received	13	14	92.9%	97.2%	96.4%	95.7%

\* Figures in italics indicate that the base number is less than 100.

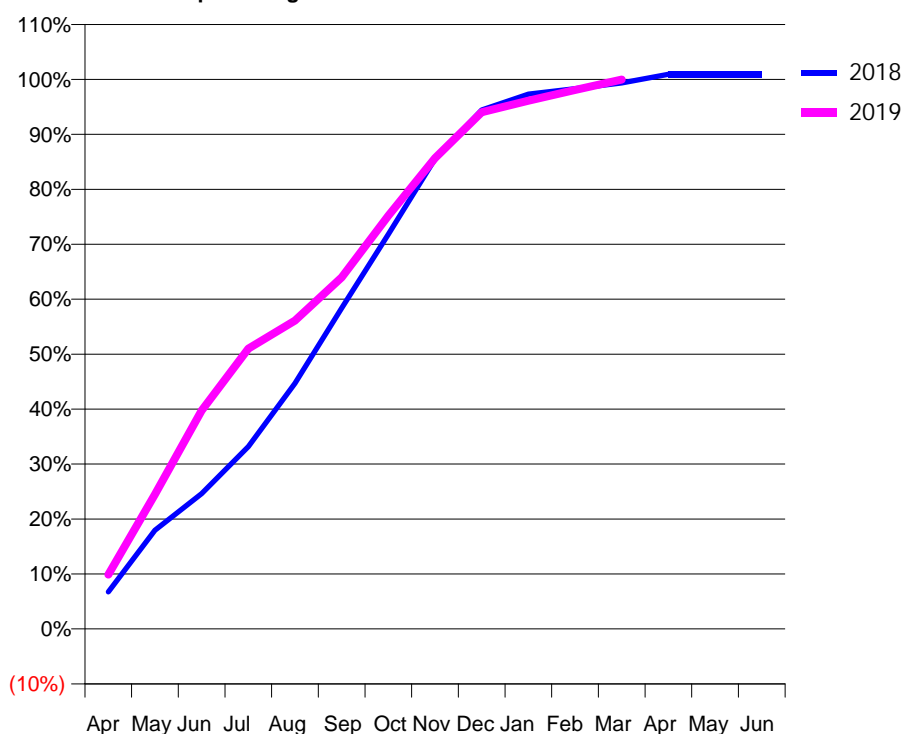
### Q65 - Vital Signs Orthodontic At a Glance Contract Report for 161136/0001 - March 2019

Name or company name	Straight & Bright Dental LTD	18/19 Contracted general activity (UDA)	388
Contract type name	PDS Contract	Carry forward general activity (UDA)	0
Purpose of contract	General and Orthodontic	18/19 Contracted orthodontic activity (UOA)	6,957
Contract start date	01/04/2011	Carry forward orthodontic activity (UOA)	0
Contract end date	31/03/2021	Baseline contract value	£517,310.70

ACCESS	Contract	England and Wales
24 month ratio of assessments to patient IDs	1.15	1.08

ACTIVITY	Contract
Contract assess and fit appliances (case starts) as a percentage of Area Team case starts	6.0 %

Cumulative percentage of contracted UOA delivered 2018 & 2019



Month	Adjusted Scheduled Activity (UOA)		
	2017	2018	2019
April	255	471	688
May	940	1,249	1,703
June	1,564	1,712	2,765
July	2,338	2,309	3,548
August	2,922	3,109	3,902
September	3,794	4,061	4,449
October	4,570	4,998	5,232
November	4,853	5,948	5,958
December	5,224	6,570	6,541
January	5,652	6,770	6,686
February	6,307	6,839	6,823
March	6,671	6,912	6,954
April	6,962	7,020	
May	6,983	7,020	
June	6,984	7,020	

### QUANTITY METRICS (rolling 12 month period)

	Contract Quantity	Contract Base Number	Contract *	Area Team	Region	England
% of all assessments that were assess and fit appliances (case starts)	321	814	39.4%	56.0%	58.6%	59.2%
% of all assessments that were assess and refuse	76	814	9.3%	12.5%	11.7%	12.0%
% of all assessments that were assess and review	417	814	51.2%	31.5%	29.7%	28.8%
% of case starts with a reported IOTN of 3 and Aesthetic Component of 5 or below	0	321	N/A	0.0%	0.2%	0.1%
% of case starts with a reported IOTN of 3 and Aesthetic Component of 6 or above	12	321	3.7%	4.4%	3.2%	3.9%
% of case starts with a reported IOTN of 4	255	321	79.4%	79.8%	77.5%	77.6%
% of case starts with a reported IOTN of 5	52	321	16.2%	15.0%	17.2%	16.7 %
% of concluded courses in receipt of dual-arch fixed appliances	141	285	49.5%	81.4%	70.6%	72.9%
% of concluded courses where treatment was abandoned or discontinued	23	285	8.1%	9.7%	9.2%	8.7%
% of patients satisfied with the treatment they have received	9	9	100.0%	97.2%	96.4%	95.7%

\* Figures in italics indicate that the base number is less than 100.



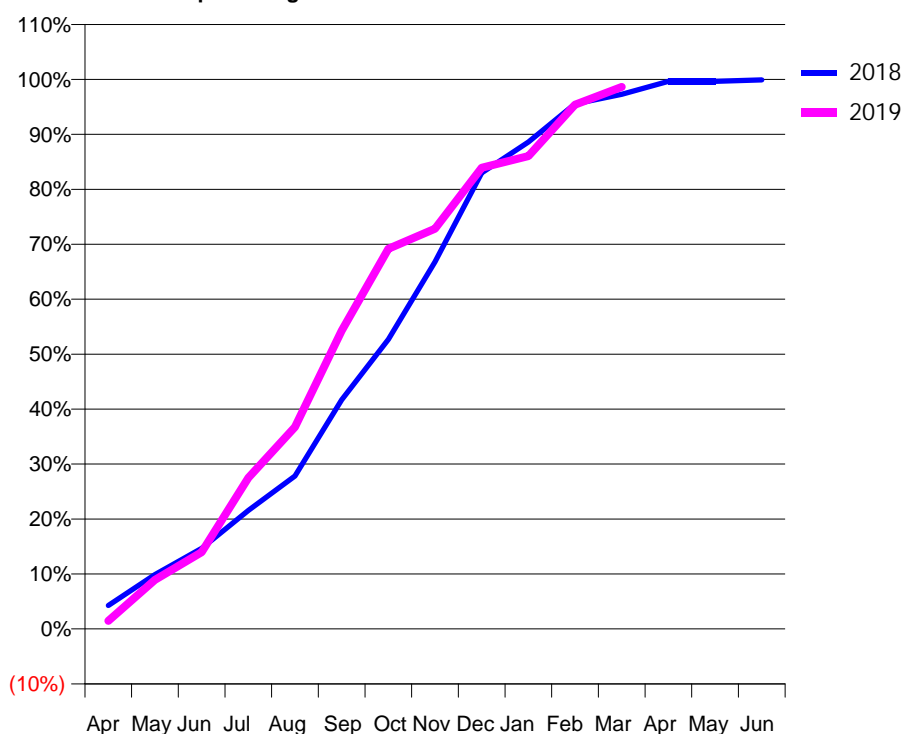
### Q65 - Vital Signs Orthodontic At a Glance Contract Report for 176710/0001 - March 2019

Name or company name	Q Dental Care Limited	18/19 Contracted general activity (UDA)	630
Contract type name	PDS Contract	Carry forward general activity (UDA)	0
Purpose of contract	General and Orthodontic	18/19 Contracted orthodontic activity (UOA)	15,713
Contract start date	01/04/2008	Carry forward orthodontic activity (UOA)	15
Contract end date	31/03/2020	Baseline contract value	£1,099,183.80

ACCESS	Contract	England and Wales
24 month ratio of assessments to patient IDs	1.02	1.08

ACTIVITY	Contract
Contract assess and fit appliances (case starts) as a percentage of Area Team case starts	13.7 %

Cumulative percentage of contracted UOA delivered 2018 & 2019



Month	Adjusted Scheduled Activity (UOA)		
	2017	2018	2019
April	749	670	232
May	2,570	1,553	1,403
June	4,565	2,304	2,196
July	6,410	3,387	4,321
August	7,781	4,371	5,776
September	9,035	6,554	8,528
October	10,391	8,279	10,871
November	11,928	10,495	11,442
December	13,179	13,039	13,182
January	14,264	13,924	13,521
February	15,315	15,009	14,987
March	15,625	15,284	15,496
April	15,654	15,656	
May	15,654	15,656	
June	15,654	15,698	

#### QUANTITY METRICS (rolling 12 month period)

	Contract Quantity	Contract Base Number	Contract *	Area Team	Region	England
% of all assessments that were assess and fit appliances (case starts)	734	1,394	52.7%	56.0%	58.6%	59.2%
% of all assessments that were assess and refuse	250	1,394	17.9%	12.5%	11.7%	12.0%
% of all assessments that were assess and review	410	1,394	29.4%	31.5%	29.7%	28.8%
% of case starts with a reported IOTN of 3 and Aesthetic Component of 5 or below	0	734	N/A	0.0%	0.2%	0.1%
% of case starts with a reported IOTN of 3 and Aesthetic Component of 6 or above	54	734	7.4%	4.4%	3.2%	3.9%
% of case starts with a reported IOTN of 4	573	734	78.1%	79.8%	77.5%	77.6%
% of case starts with a reported IOTN of 5	104	734	14.2%	15.0%	17.2%	16.7 %
% of concluded courses in receipt of dual-arch fixed appliances	638	711	89.7%	81.4%	70.6%	72.9%
% of concluded courses where treatment was abandoned or discontinued	35	711	4.9%	9.7%	9.2%	8.7%
% of patients satisfied with the treatment they have received	7	7	100.0%	97.2%	96.4%	95.7%

\* Figures in italics indicate that the base number is less than 100.

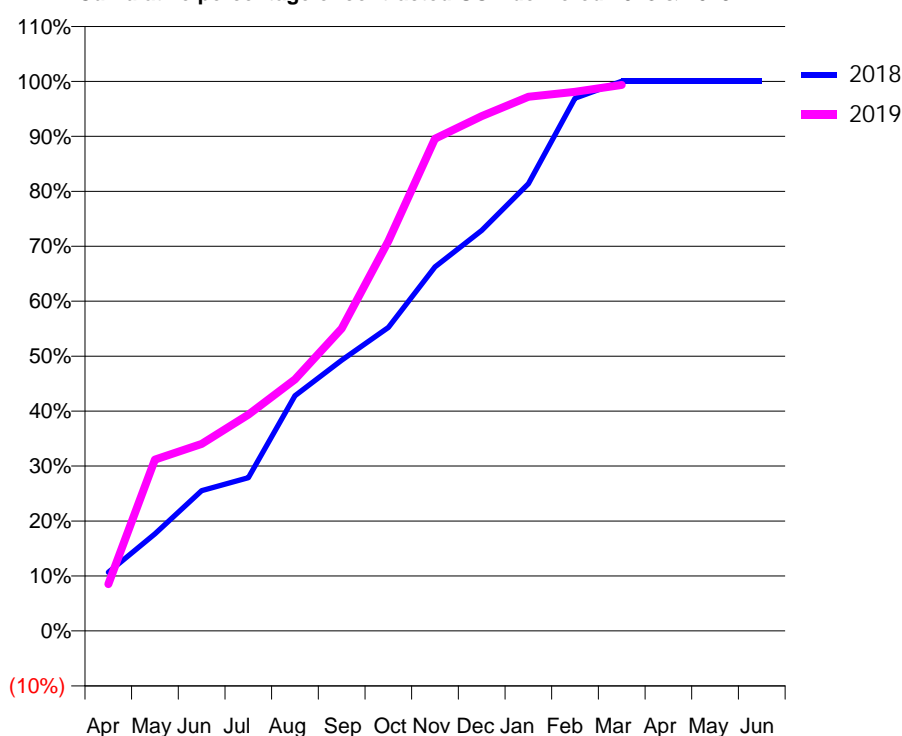
### Q65 - Vital Signs Orthodontic At a Glance Contract Report for 176710/0003 - March 2019

Name or company name	Q Dental Care Limited	18/19 Contracted general activity (UDA)	0
Contract type name	PDS Contract	Carry forward general activity (UDA)	0
Purpose of contract	Orthodontic	18/19 Contracted orthodontic activity (UOA)	21,588
Contract start date	01/04/2008	Carry forward orthodontic activity (UOA)	0
Contract end date	31/03/2020	Baseline contract value	£1,490,623.96

ACCESS	Contract	England and Wales
24 month ratio of assessments to patient IDs	1.05	1.08

ACTIVITY	Contract
Contract assess and fit appliances (case starts) as a percentage of Area Team case starts	18.6 %

Cumulative percentage of contracted UOA delivered 2018 & 2019



Month	Adjusted Scheduled Activity (UOA)		
	2017	2018	2019
April	4,519	2,301	1,844
May	7,490	3,819	6,727
June	8,554	5,507	7,348
July	9,846	6,022	8,502
August	11,344	9,241	9,883
September	12,995	10,636	11,878
October	14,451	11,919	15,315
November	15,944	14,300	19,331
December	16,780	15,734	20,221
January	20,256	17,571	20,985
February	21,127	20,925	21,179
March	21,543	21,592	21,446
April	21,604	21,592	
May	21,604	21,592	
June	21,625	21,592	

#### QUANTITY METRICS (rolling 12 month period)

	Contract Quantity	Contract Base Number	Contract *	Area Team	Region	England
% of all assessments that were assess and fit appliances (case starts)	996	1,813	54.9%	56.0%	58.6%	59.2%
% of all assessments that were assess and refuse	208	1,813	11.5%	12.5%	11.7%	12.0%
% of all assessments that were assess and review	609	1,813	33.6%	31.5%	29.7%	28.8%
% of case starts with a reported IOTN of 3 and Aesthetic Component of 5 or below	0	996	N/A	0.0%	0.2%	0.1%
% of case starts with a reported IOTN of 3 and Aesthetic Component of 6 or above	45	996	4.5%	4.4%	3.2%	3.9%
% of case starts with a reported IOTN of 4	817	996	82.0%	79.8%	77.5%	77.6%
% of case starts with a reported IOTN of 5	134	996	13.5%	15.0%	17.2%	16.7 %
% of concluded courses in receipt of dual-arch fixed appliances	823	889	92.6%	81.4%	70.6%	72.9%
% of concluded courses where treatment was abandoned or discontinued	29	889	3.3%	9.7%	9.2%	8.7%
% of patients satisfied with the treatment they have received	20	20	100.0%	97.2%	96.4%	95.7%

\* Figures in italics indicate that the base number is less than 100.

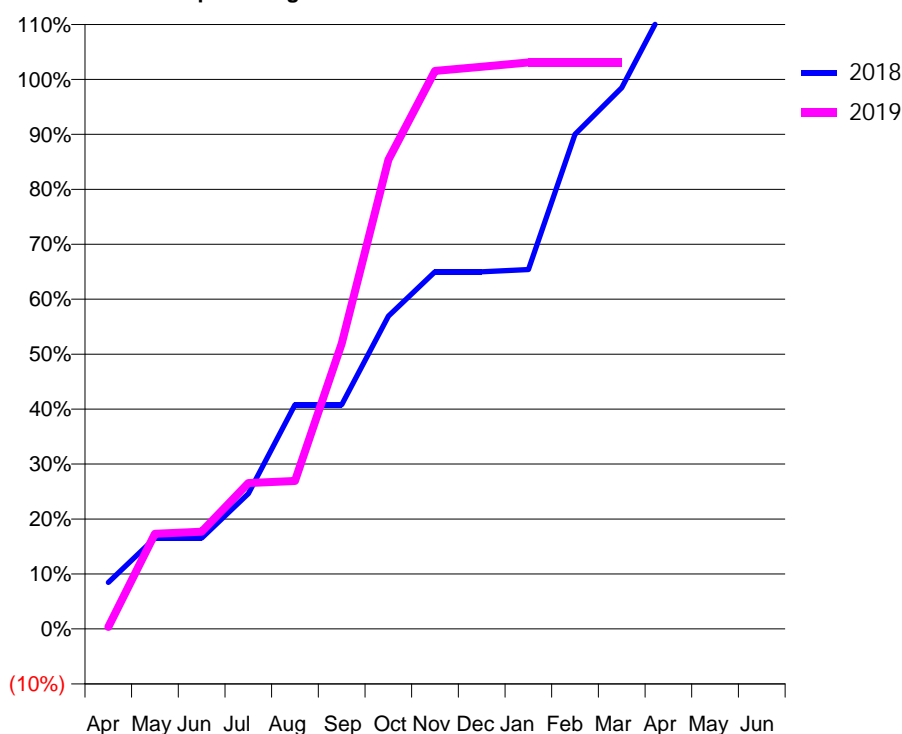
### Q65 - Vital Signs Orthodontic At a Glance Contract Report for 186716/0001 - March 2019

Name or company name	Parkfield Dental Surgery Ltd	18/19 Contracted general activity (UDA)	29,027
Contract type name	GDS Contract	Carry forward general activity (UDA)	0
Purpose of contract	General and Orthodontic	18/19 Contracted orthodontic activity (UOA)	260
Contract start date	01/04/2007	Carry forward orthodontic activity (UOA)	0
Contract end date		Baseline contract value	£722,834.35

ACCESS	Contract	England and Wales
24 month ratio of assessments to patient IDs	1.02	1.08

ACTIVITY	Contract
Contract assess and fit appliances (case starts) as a percentage of Area Team case starts	0.3 %

Cumulative percentage of contracted UOA delivered 2018 & 2019



Month	Adjusted Scheduled Activity (UOA)		
	2017	2018	2019
April	0	22	1
May	23	43	45
June	44	43	46
July	88	64	69
August	89	106	70
September	111	106	135
October	132	148	222
November	195	169	264
December	239	169	266
January	239	170	268
February	262	234	268
March	263	256	268
April	263	298	
May	263	298	
June	263	298	

#### QUANTITY METRICS (rolling 12 month period)

	Contract Quantity	Contract Base Number	Contract *	Area Team	Region	England
% of all assessments that were assess and fit appliances (case starts)	14	30	46.7%	56.0%	58.6%	59.2%
% of all assessments that were assess and refuse	3	30	10.0%	12.5%	11.7%	12.0%
% of all assessments that were assess and review	13	30	43.3%	31.5%	29.7%	28.8%
% of case starts with a reported IOTN of 3 and Aesthetic Component of 5 or below	0	14	N/A	0.0%	0.2%	0.1%
% of case starts with a reported IOTN of 3 and Aesthetic Component of 6 or above	6	14	42.9%	4.4%	3.2%	3.9%
% of case starts with a reported IOTN of 4	7	14	50.0%	79.8%	77.5%	77.6%
% of case starts with a reported IOTN of 5	1	14	7.1%	15.0%	17.2%	16.7%
% of concluded courses in receipt of dual-arch fixed appliances	7	13	53.8%	81.4%	70.6%	72.9%
% of concluded courses where treatment was abandoned or discontinued	6	13	46.2%	9.7%	9.2%	8.7%
% of patients satisfied with the treatment they have received	1	1	100.0%	97.2%	96.4%	95.7%

\* Figures in italics indicate that the base number is less than 100.

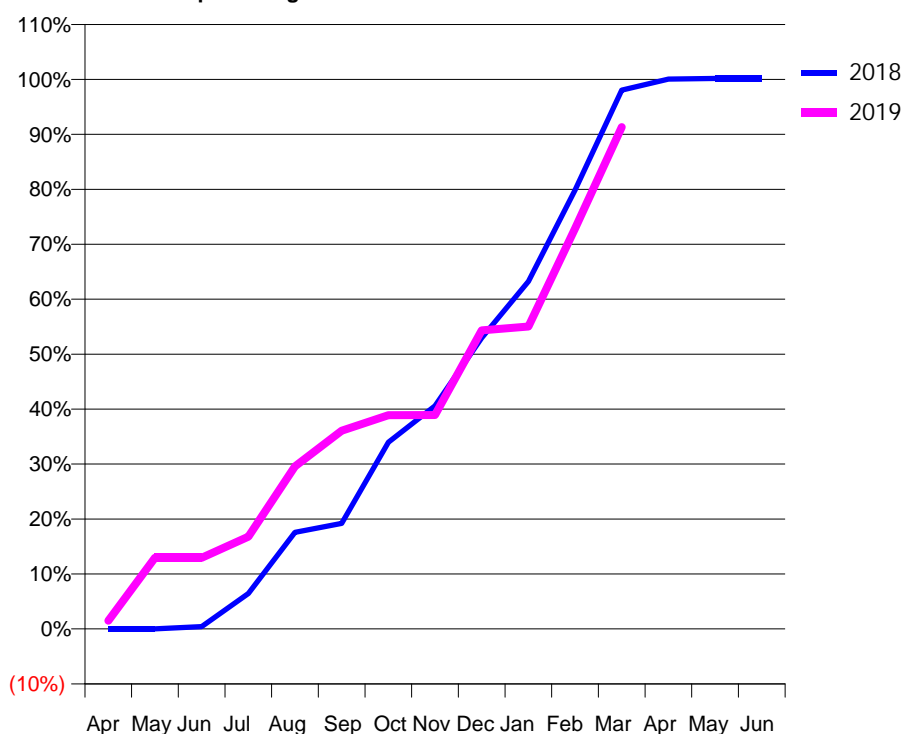
### Q65 - Vital Signs Orthodontic At a Glance Contract Report for 186872/0009 - March 2019

Name or company name	ORTHOWORLD 2000 LTD	18/19 Contracted general activity (UDA)	0
Contract type name	PDS Contract	Carry forward general activity (UDA)	0
Purpose of contract	Orthodontic	18/19 Contracted orthodontic activity (UOA)	15,648
Contract start date	01/04/2006	Carry forward orthodontic activity (UOA)	0
Contract end date	31/03/2019	Baseline contract value	£1,068,994.19

ACCESS	Contract	England and Wales
24 month ratio of assessments to patient IDs	1.00	1.08

ACTIVITY	Contract
Contract assess and fit appliances (case starts) as a percentage of Area Team case starts	13.2 %

Cumulative percentage of contracted UOA delivered 2018 & 2019



Month	Adjusted Scheduled Activity (UOA)		
	2017	2018	2019
April	63	0	237
May	1,098	0	2,026
June	1,565	65	2,026
July	2,957	1,010	2,631
August	3,789	2,753	4,626
September	4,903	3,005	5,644
October	6,556	5,320	6,087
November	7,490	6,351	6,092
December	7,930	8,289	8,501
January	8,935	9,892	8,612
February	10,515	12,496	11,397
March	13,411	15,338	14,288
April	15,267	15,653	
May	15,729	15,674	
June	15,729	15,674	

#### QUANTITY METRICS (rolling 12 month period)

	Contract Quantity	Contract Base Number	Contract *	Area Team	Region	England
% of all assessments that were assess and fit appliances (case starts)	704	768	91.7%	56.0%	58.6%	59.2%
% of all assessments that were assess and refuse	2	768	0.3%	12.5%	11.7%	12.0%
% of all assessments that were assess and review	62	768	8.1%	31.5%	29.7%	28.8%
% of case starts with a reported IOTN of 3 and Aesthetic Component of 5 or below	1	704	0.1%	0.0%	0.2%	0.1%
% of case starts with a reported IOTN of 3 and Aesthetic Component of 6 or above	41	704	5.8%	4.4%	3.2%	3.9%
% of case starts with a reported IOTN of 4	586	704	83.2%	79.8%	77.5%	77.6%
% of case starts with a reported IOTN of 5	63	704	8.9%	15.0%	17.2%	16.7 %
% of concluded courses in receipt of dual-arch fixed appliances	828	996	83.1%	81.4%	70.6%	72.9%
% of concluded courses where treatment was abandoned or discontinued	117	996	11.7%	9.7%	9.2%	8.7%
% of patients satisfied with the treatment they have received	32	33	97.0%	97.2%	96.4%	95.7%

\* Figures in italics indicate that the base number is less than 100.

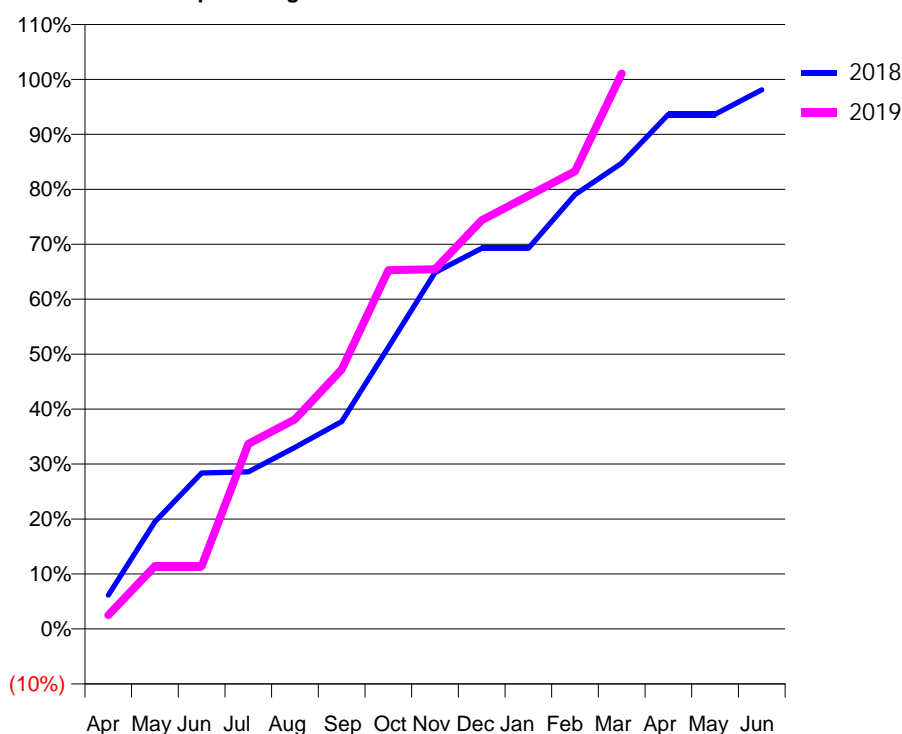
### Q65 - Vital Signs Orthodontic At a Glance Contract Report for 197963/0001 - March 2019

Name or company name	Linden House Dental Practice	18/19 Contracted general activity (UDA)	3,702
Contract type name	GDS Contract	Carry forward general activity (UDA)	0
Purpose of contract	General and Orthodontic	18/19 Contracted orthodontic activity (UOA)	472
Contract start date	01/02/2011	Carry forward orthodontic activity (UOA)	9
Contract end date		Baseline contract value	£121,709.44

ACCESS	Contract	England and Wales
24 month ratio of assessments to patient IDs	1.00	1.08

ACTIVITY	Contract
Contract assess and fit appliances (case starts) as a percentage of Area Team case starts	0.5 %

Cumulative percentage of contracted UOA delivered 2018 & 2019



Month	Adjusted Scheduled Activity (UOA)		
	2017	2018	2019
April	1	29	12
May	45	92	54
June	67	134	54
July	130	135	159
August	173	156	180
September	194	178	223
October	236	242	308
November	321	306	309
December	321	327	351
January	364	327	372
February	407	373	393
March	475	400	477
April	475	442	
May	475	442	
June	475	463	

#### QUANTITY METRICS (rolling 12 month period)

	Contract Quantity	Contract Base Number	Contract *	Area Team	Region	England
% of all assessments that were assess and fit appliances (case starts)	26	31	83.9%	56.0%	58.6%	59.2%
% of all assessments that were assess and refuse	3	31	9.7%	12.5%	11.7%	12.0%
% of all assessments that were assess and review	2	31	6.5%	31.5%	29.7%	28.8%
% of case starts with a reported IOTN of 3 and Aesthetic Component of 5 or below	0	26	<i>N/A</i>	0.0%	0.2%	0.1%
% of case starts with a reported IOTN of 3 and Aesthetic Component of 6 or above	2	26	7.7%	4.4%	3.2%	3.9%
% of case starts with a reported IOTN of 4	20	26	76.9%	79.8%	77.5%	77.6%
% of case starts with a reported IOTN of 5	4	26	15.4%	15.0%	17.2%	16.7 %
% of concluded courses in receipt of dual-arch fixed appliances	0	24	<i>N/A</i>	81.4%	70.6%	72.9%
% of concluded courses where treatment was abandoned or discontinued	0	24	0.0%	9.7%	9.2%	8.7%
% of patients satisfied with the treatment they have received	2	2	100.0%	97.2%	96.4%	95.7%

\* Figures in italics indicate that the base number is less than 100.

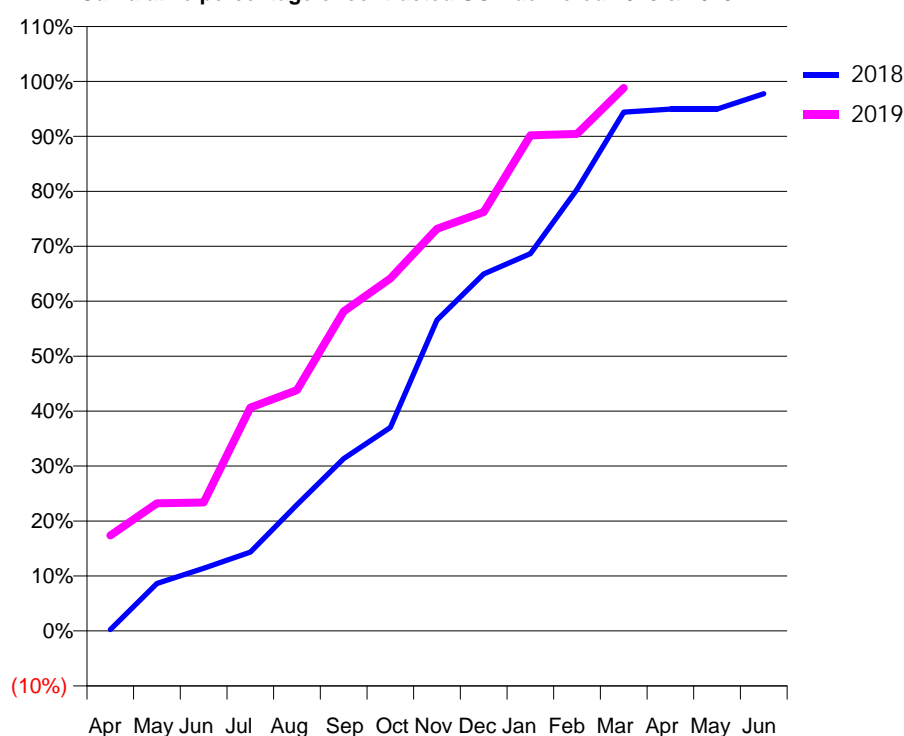
### Q65 - Vital Signs Orthodontic At a Glance Contract Report for 222399/0001 - March 2019

Name or company name	Stoke Gifford Dental Surgery	18/19 Contracted general activity (UDA)	5,751
Contract type name	GDS Contract	Carry forward general activity (UDA)	55
Purpose of contract	General and Orthodontic	18/19 Contracted orthodontic activity (UOA)	753
Contract start date	01/04/2006	Carry forward orthodontic activity (UOA)	17
Contract end date		Baseline contract value	£189,748.90

ACCESS	Contract	England and Wales
24 month ratio of assessments to patient IDs	1.07	1.08

ACTIVITY	Contract
Contract assess and fit appliances (case starts) as a percentage of Area Team case starts	0.7 %

Cumulative percentage of contracted UOA delivered 2018 & 2019



Month	Adjusted Scheduled Activity (UOA)		
	2017	2018	2019
April	23	2	131
May	91	65	175
June	154	86	176
July	219	108	306
August	282	173	330
September	282	236	438
October	346	279	483
November	396	426	551
December	501	489	574
January	607	517	679
February	654	605	681
March	718	711	744
April	719	715	
May	761	715	
June	761	736	

#### QUANTITY METRICS (rolling 12 month period)

	Contract Quantity	Contract Base Number	Contract *	Area Team	Region	England
% of all assessments that were assess and fit appliances (case starts)	36	71	50.7%	56.0%	58.6%	59.2%
% of all assessments that were assess and refuse	11	71	15.5%	12.5%	11.7%	12.0%
% of all assessments that were assess and review	24	71	33.8%	31.5%	29.7%	28.8%
% of case starts with a reported IOTN of 3 and Aesthetic Component of 5 or below	0	36	<i>N/A</i>	0.0%	0.2%	0.1%
% of case starts with a reported IOTN of 3 and Aesthetic Component of 6 or above	1	36	2.8%	4.4%	3.2%	3.9%
% of case starts with a reported IOTN of 4	29	36	80.6%	79.8%	77.5%	77.6%
% of case starts with a reported IOTN of 5	6	36	16.7%	15.0%	17.2%	16.7%
% of concluded courses in receipt of dual-arch fixed appliances	0	26	<i>N/A</i>	81.4%	70.6%	72.9%
% of concluded courses where treatment was abandoned or discontinued	0	26	0.0%	9.7%	9.2%	8.7%
% of patients satisfied with the treatment they have received	1	1	100.0%	97.2%	96.4%	95.7%

\* Figures in italics indicate that the base number is less than 100.

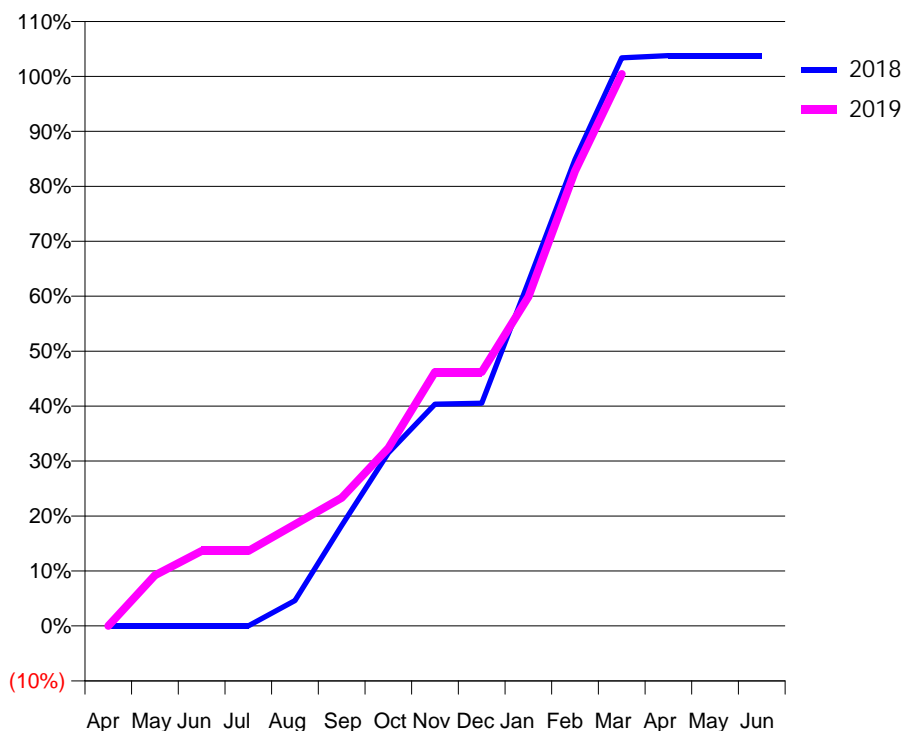
### Q65 - Vital Signs Orthodontic At a Glance Contract Report for 331791/0001 - March 2019

Name or company name	MR AM RICHARDS	18/19 Contracted general activity (UDA)	0
Contract type name	PDS Contract	Carry forward general activity (UDA)	0
Purpose of contract	Orthodontic	18/19 Contracted orthodontic activity (UOA)	476
Contract start date	01/04/2006	Carry forward orthodontic activity (UOA)	0
Contract end date	31/03/2019	Baseline contract value	£32,517.56

ACCESS	Contract	England and Wales
24 month ratio of assessments to patient IDs	1.05	1.08

ACTIVITY	Contract
Contract assess and fit appliances (case starts) as a percentage of Area Team case starts	0.4 %

Cumulative percentage of contracted UOA delivered 2018 & 2019



Month	Adjusted Scheduled Activity (UOA)		
	2017	2018	2019
April	0	0	0
May	0	0	44
June	2	0	65
July	46	0	65
August	89	22	88
September	131	87	111
October	176	150	154
November	177	192	220
December	199	193	220
January	222	298	285
February	243	404	394
March	391	492	478
April	476	494	
May	497	494	
June	497	494	

#### QUANTITY METRICS (rolling 12 month period)

	Contract Quantity	Contract Base Number	Contract *	Area Team	Region	England
% of all assessments that were assess and fit appliances (case starts)	22	42	52.4%	56.0%	58.6%	59.2%
% of all assessments that were assess and refuse	12	42	28.6%	12.5%	11.7%	12.0%
% of all assessments that were assess and review	8	42	19.0%	31.5%	29.7%	28.8%
% of case starts with a reported IOTN of 3 and Aesthetic Component of 5 or below	0	22	N/A	0.0%	0.2%	0.1%
% of case starts with a reported IOTN of 3 and Aesthetic Component of 6 or above	0	22	N/A	4.4%	3.2%	3.9%
% of case starts with a reported IOTN of 4	19	22	86.4%	79.8%	77.5%	77.6%
% of case starts with a reported IOTN of 5	3	22	13.6%	15.0%	17.2%	16.7 %
% of concluded courses in receipt of dual-arch fixed appliances	0	38	N/A	81.4%	70.6%	72.9%
% of concluded courses where treatment was abandoned or discontinued	2	38	5.3%	9.7%	9.2%	8.7%
% of patients satisfied with the treatment they have received	0	0	N/A	97.2%	96.4%	95.7%

\* Figures in italics indicate that the base number is less than 100.

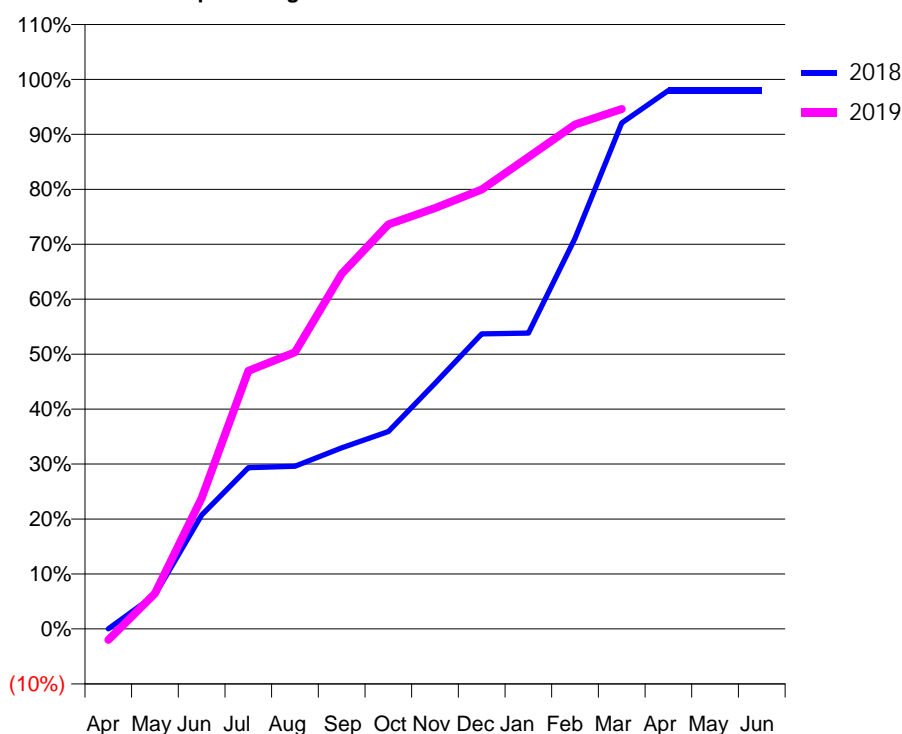
### Q65 - Vital Signs Orthodontic At a Glance Contract Report for 568031/0001 - March 2019

Name or company name	MR SC LAWSON	18/19 Contracted general activity (UDA)	2,000
Contract type name	GDS Contract	Carry forward general activity (UDA)	0
Purpose of contract	General and Orthodontic	18/19 Contracted orthodontic activity (UOA)	743
Contract start date	01/01/2015	Carry forward orthodontic activity (UOA)	15
Contract end date		Baseline contract value	£98,922.58

ACCESS	Contract	England and Wales
24 month ratio of assessments to patient IDs	1.12	1.08

ACTIVITY	Contract
Contract assess and fit appliances (case starts) as a percentage of Area Team case starts	0.7 %

Cumulative percentage of contracted UOA delivered 2018 & 2019



Month	Adjusted Scheduled Activity (UOA)		
	2017	2018	2019
April	0	0	-15
May	95	46	48
June	248	154	177
July	321	218	349
August	344	220	374
September	357	245	480
October	488	267	547
November	510	332	569
December	555	399	594
January	578	400	638
February	602	528	682
March	709	684	703
April	735	728	
May	757	728	
June	757	728	

#### QUANTITY METRICS (rolling 12 month period)

	Contract Quantity	Contract Base Number	Contract *	Area Team	Region	England
% of all assessments that were assess and fit appliances (case starts)	35	62	56.5%	56.0%	58.6%	59.2%
% of all assessments that were assess and refuse	6	62	9.7%	12.5%	11.7%	12.0%
% of all assessments that were assess and review	21	62	33.9%	31.5%	29.7%	28.8%
% of case starts with a reported IOTN of 3 and Aesthetic Component of 5 or below	0	35	<i>N/A</i>	0.0%	0.2%	0.1%
% of case starts with a reported IOTN of 3 and Aesthetic Component of 6 or above	4	35	11.4%	4.4%	3.2%	3.9%
% of case starts with a reported IOTN of 4	25	35	71.4%	79.8%	77.5%	77.6%
% of case starts with a reported IOTN of 5	4	35	11.4%	15.0%	17.2%	16.7%
% of concluded courses in receipt of dual-arch fixed appliances	29	33	87.9%	81.4%	70.6%	72.9%
% of concluded courses where treatment was abandoned or discontinued	0	33	0.0%	9.7%	9.2%	8.7%
% of patients satisfied with the treatment they have received	1	1	100.0%	97.2%	96.4%	95.7%

\* Figures in italics indicate that the base number is less than 100.



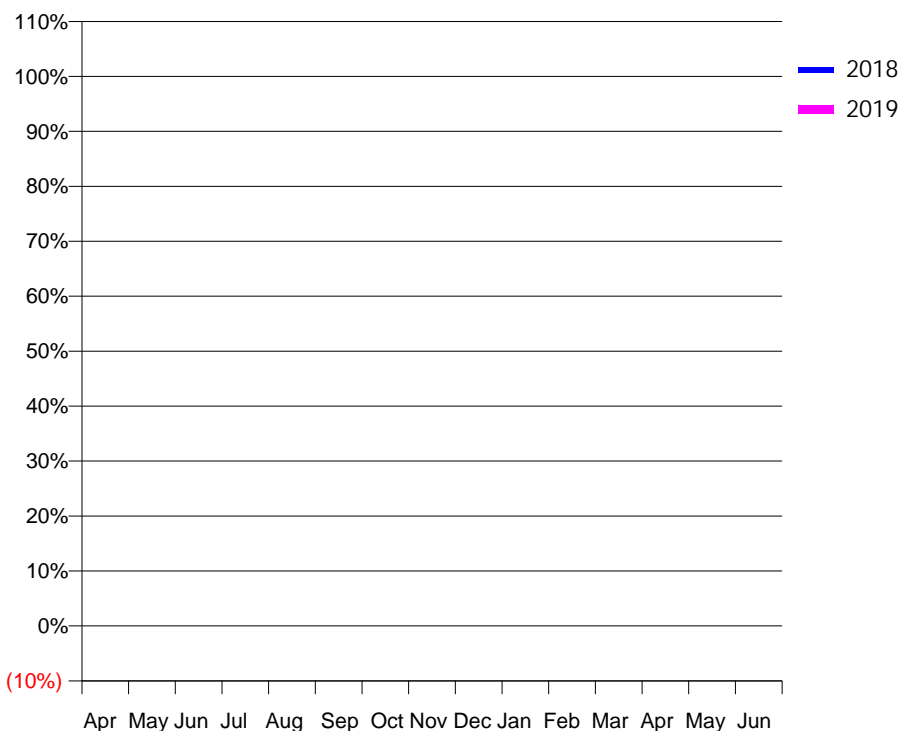
### Q65 - Vital Signs Orthodontic At a Glance Contract Report for 574236/0001 - March 2019

Name or company name	Coronation Road Dental Surgery	18/19 Contracted general activity (UDA)	31,810
Contract type name	GDS Contract	Carry forward general activity (UDA)	0
Purpose of contract	General	18/19 Contracted orthodontic activity (UOA)	0
Contract start date	01/04/2006	Carry forward orthodontic activity (UOA)	0
Contract end date		Baseline contract value	£794,850.04

ACCESS	Contract	England and Wales
24 month ratio of assessments to patient IDs	1.00	1.08

ACTIVITY	Contract
Contract assess and fit appliances (case starts) as a percentage of Area Team case starts	0.0 %

Cumulative percentage of contracted UOA delivered 2018 & 2019



Month	Adjusted Scheduled Activity (UOA)		
	2017	2018	2019
April	0	0	0
May	0	0	0
June	0	0	0
July	0	0	0
August	0	0	0
September	0	0	0
October	0	0	0
November	0	0	0
December	0	0	0
January	0	0	0
February	0	0	0
March	0	0	1
April	0	0	
May	0	0	
June	0	0	

### QUANTITY METRICS (rolling 12 month period)

	Contract Quantity	Contract Base Number	Contract *	Area Team	Region	England
% of all assessments that were assess and fit appliances (case starts)	0	1	0.0%	56.0%	58.6%	59.2%
% of all assessments that were assess and refuse	0	1	0.0%	12.5%	11.7%	12.0%
% of all assessments that were assess and review	1	1	100.0%	31.5%	29.7%	28.8%
% of case starts with a reported IOTN of 3 and Aesthetic Component of 5 or below	0	0	N/A	0.0%	0.2%	0.1%
% of case starts with a reported IOTN of 3 and Aesthetic Component of 6 or above	0	0	N/A	4.4%	3.2%	3.9%
% of case starts with a reported IOTN of 4	0	0	N/A	79.8%	77.5%	77.6%
% of case starts with a reported IOTN of 5	0	0	N/A	15.0%	17.2%	16.7 %
% of concluded courses in receipt of dual-arch fixed appliances	0	0	N/A	81.4%	70.6%	72.9%
% of concluded courses where treatment was abandoned or discontinued	0	0	N/A	9.7%	9.2%	8.7%
% of patients satisfied with the treatment they have received	0	0	N/A	97.2%	96.4%	95.7%

\* Figures in italics indicate that the base number is less than 100.

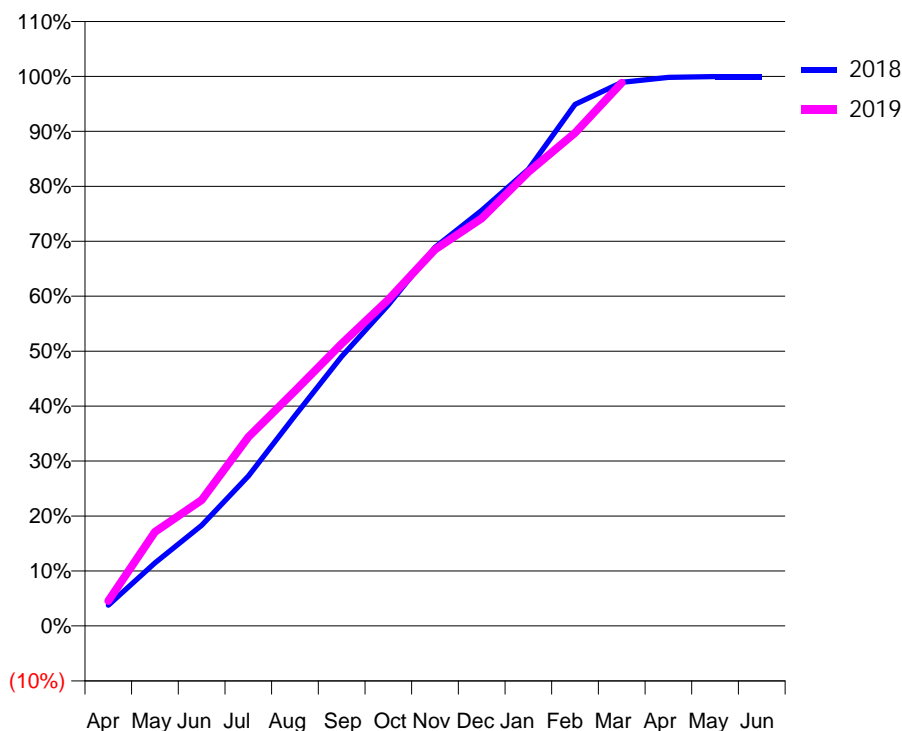
### Q65 - Vital Signs Orthodontic At a Glance Contract Report for 644927/0003 - March 2019

Name or company name	MR MR BRICKLEY	18/19 Contracted general activity (UDA)	0
Contract type name	PDS Contract	Carry forward general activity (UDA)	0
Purpose of contract	Orthodontic	18/19 Contracted orthodontic activity (UOA)	14,874
Contract start date	01/04/2006	Carry forward orthodontic activity (UOA)	4
Contract end date	31/03/2019	Baseline contract value	£1,057,854.54

ACCESS	Contract	England and Wales
24 month ratio of assessments to patient IDs	1.00	1.08

ACTIVITY	Contract
Contract assess and fit appliances (case starts) as a percentage of Area Team case starts	13.6 %

Cumulative percentage of contracted UOA delivered 2018 & 2019



Month	Adjusted Scheduled Activity (UOA)		
	2017	2018	2019
April	626	560	680
May	1,672	1,707	2,548
June	2,540	2,724	3,404
July	3,477	4,057	5,113
August	4,384	5,689	6,361
September	4,700	7,293	7,641
October	6,077	8,689	8,834
November	7,574	10,244	10,185
December	9,300	11,244	11,030
January	10,741	12,361	12,285
February	12,775	14,116	13,341
March	14,732	14,711	14,698
April	14,864	14,847	
May	14,864	14,869	
June	14,864	14,870	

### QUANTITY METRICS (rolling 12 month period)

	Contract Quantity	Contract Base Number	Contract *	Area Team	Region	England
% of all assessments that were assess and fit appliances (case starts)	727	907	80.2%	56.0%	58.6%	59.2%
% of all assessments that were assess and refuse	142	907	15.7%	12.5%	11.7%	12.0%
% of all assessments that were assess and review	38	907	4.2%	31.5%	29.7%	28.8%
% of case starts with a reported IOTN of 3 and Aesthetic Component of 5 or below	0	727	N/A	0.0%	0.2%	0.1%
% of case starts with a reported IOTN of 3 and Aesthetic Component of 6 or above	26	727	3.6%	4.4%	3.2%	3.9%
% of case starts with a reported IOTN of 4	556	727	76.5%	79.8%	77.5%	77.6%
% of case starts with a reported IOTN of 5	137	727	18.8%	15.0%	17.2%	16.7 %
% of concluded courses in receipt of dual-arch fixed appliances	897	1,151	77.9%	81.4%	70.6%	72.9%
% of concluded courses where treatment was abandoned or discontinued	190	1,151	16.5%	9.7%	9.2%	8.7%
% of patients satisfied with the treatment they have received	19	19	100.0%	97.2%	96.4%	95.7%

\* Figures in italics indicate that the base number is less than 100.

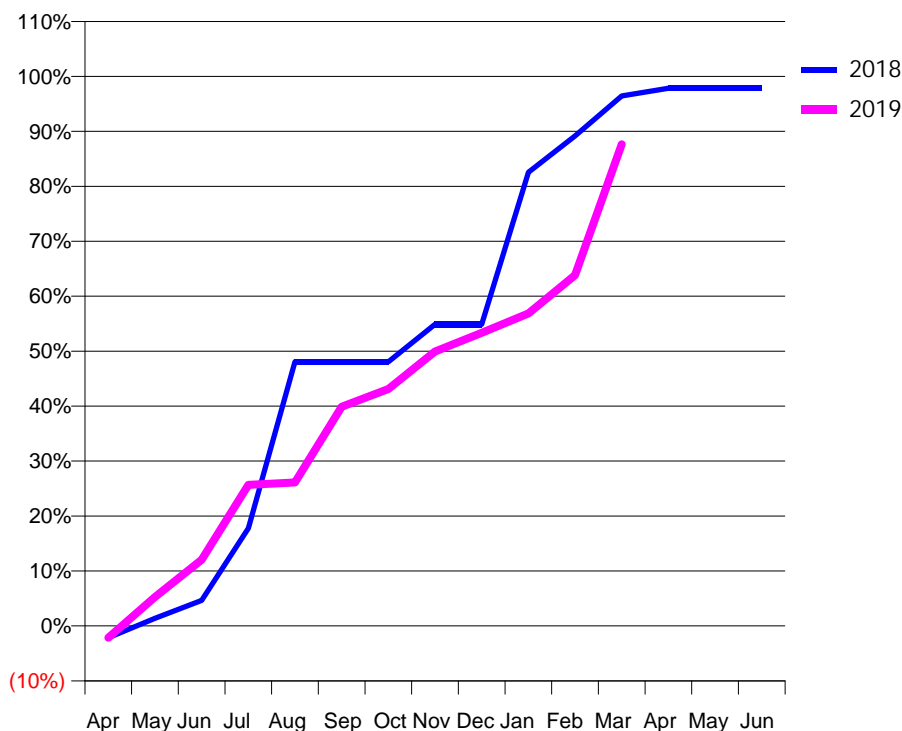
### Q65 - Vital Signs Orthodontic At a Glance Contract Report for 810339/0001 - March 2019

Name or company name	MRS C MATHIESON	18/19 Contracted general activity (UDA)	0
Contract type name	PDS Contract	Carry forward general activity (UDA)	0
Purpose of contract	Orthodontic	18/19 Contracted orthodontic activity (UOA)	647
Contract start date	01/04/2006	Carry forward orthodontic activity (UOA)	14
Contract end date	31/03/2021	Baseline contract value	£44,662.55

ACCESS	Contract	England and Wales
24 month ratio of assessments to patient IDs	1.06	1.08

ACTIVITY	Contract
Contract assess and fit appliances (case starts) as a percentage of Area Team case starts	0.5 %

Cumulative percentage of contracted UOA delivered 2018 & 2019



Month	Adjusted Scheduled Activity (UOA)		
	2017	2018	2019
April	1	-14	-14
May	1	9	34
June	5	30	78
July	158	115	166
August	160	311	169
September	181	311	258
October	181	311	279
November	229	355	323
December	367	355	345
January	373	534	368
February	394	577	413
March	418	624	567
April	591	633	
May	633	633	
June	633	633	

#### QUANTITY METRICS (rolling 12 month period)

	Contract Quantity	Contract Base Number	Contract *	Area Team	Region	England
% of all assessments that were assess and fit appliances (case starts)	29	69	42.0%	56.0%	58.6%	59.2%
% of all assessments that were assess and refuse	5	69	7.2%	12.5%	11.7%	12.0%
% of all assessments that were assess and review	35	69	50.7%	31.5%	29.7%	28.8%
% of case starts with a reported IOTN of 3 and Aesthetic Component of 5 or below	0	29	<i>N/A</i>	0.0%	0.2%	0.1%
% of case starts with a reported IOTN of 3 and Aesthetic Component of 6 or above	4	29	13.8%	4.4%	3.2%	3.9%
% of case starts with a reported IOTN of 4	19	29	65.5%	79.8%	77.5%	77.6%
% of case starts with a reported IOTN of 5	5	29	17.2%	15.0%	17.2%	16.7 %
% of concluded courses in receipt of dual-arch fixed appliances	11	12	91.7%	81.4%	70.6%	72.9%
% of concluded courses where treatment was abandoned or discontinued	0	12	0.0%	9.7%	9.2%	8.7%
% of patients satisfied with the treatment they have received	0	0	<i>N/A</i>	97.2%	96.4%	95.7%

\* Figures in italics indicate that the base number is less than 100.

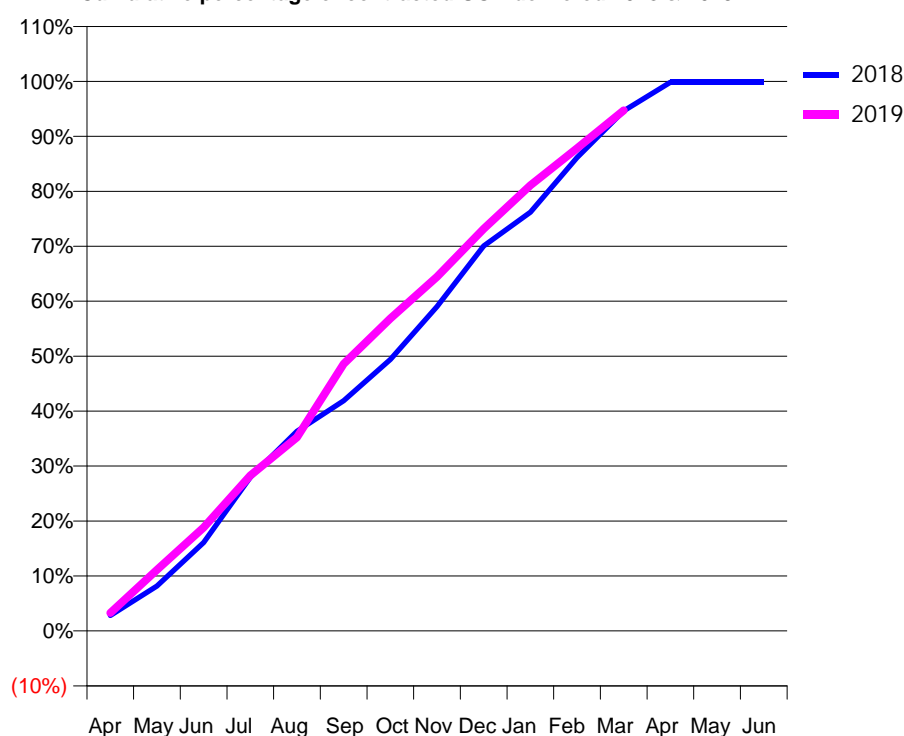
### Q65 - Vital Signs Orthodontic At a Glance Contract Report for 813958/0001 - March 2019

Name or company name	MR AA PARFITT	18/19 Contracted general activity (UDA)	0
Contract type name	GDS Contract	Carry forward general activity (UDA)	0
Purpose of contract	Orthodontic	18/19 Contracted orthodontic activity (UOA)	8,970
Contract start date	01/04/2006	Carry forward orthodontic activity (UOA)	14
Contract end date		Baseline contract value	£612,464.00

ACCESS	Contract	England and Wales
24 month ratio of assessments to patient IDs	1.00	1.08

ACTIVITY	Contract
Contract assess and fit appliances (case starts) as a percentage of Area Team case starts	7.3 %

Cumulative percentage of contracted UOA delivered 2018 & 2019



Month	Adjusted Scheduled Activity (UOA)		
	2017	2018	2019
April	-252	254	296
May	-86	732	999
June	1,015	1,445	1,691
July	1,844	2,509	2,538
August	2,266	3,259	3,160
September	3,191	3,758	4,359
October	4,184	4,434	5,101
November	5,329	5,295	5,781
December	6,448	6,284	6,564
January	7,363	6,834	7,273
February	7,974	7,727	7,877
March	8,322	8,488	8,497
April	9,045	8,956	
May	9,045	8,956	
June	9,045	8,956	

### QUANTITY METRICS (rolling 12 month period)

	Contract Quantity	Contract Base Number	Contract *	Area Team	Region	England
% of all assessments that were assess and fit appliances (case starts)	392	1,156	33.9%	56.0%	58.6%	59.2%
% of all assessments that were assess and refuse	214	1,156	18.5%	12.5%	11.7%	12.0%
% of all assessments that were assess and review	550	1,156	47.6%	31.5%	29.7%	28.8%
% of case starts with a reported IOTN of 3 and Aesthetic Component of 5 or below	0	392	N/A	0.0%	0.2%	0.1%
% of case starts with a reported IOTN of 3 and Aesthetic Component of 6 or above	1	392	0.3%	4.4%	3.2%	3.9%
% of case starts with a reported IOTN of 4	322	392	82.1%	79.8%	77.5%	77.6%
% of case starts with a reported IOTN of 5	69	392	17.6%	15.0%	17.2%	16.7 %
% of concluded courses in receipt of dual-arch fixed appliances	340	360	94.4%	81.4%	70.6%	72.9%
% of concluded courses where treatment was abandoned or discontinued	13	360	3.6%	9.7%	9.2%	8.7%
% of patients satisfied with the treatment they have received	7	8	87.5%	97.2%	96.4%	95.7%

\* Figures in italics indicate that the base number is less than 100.

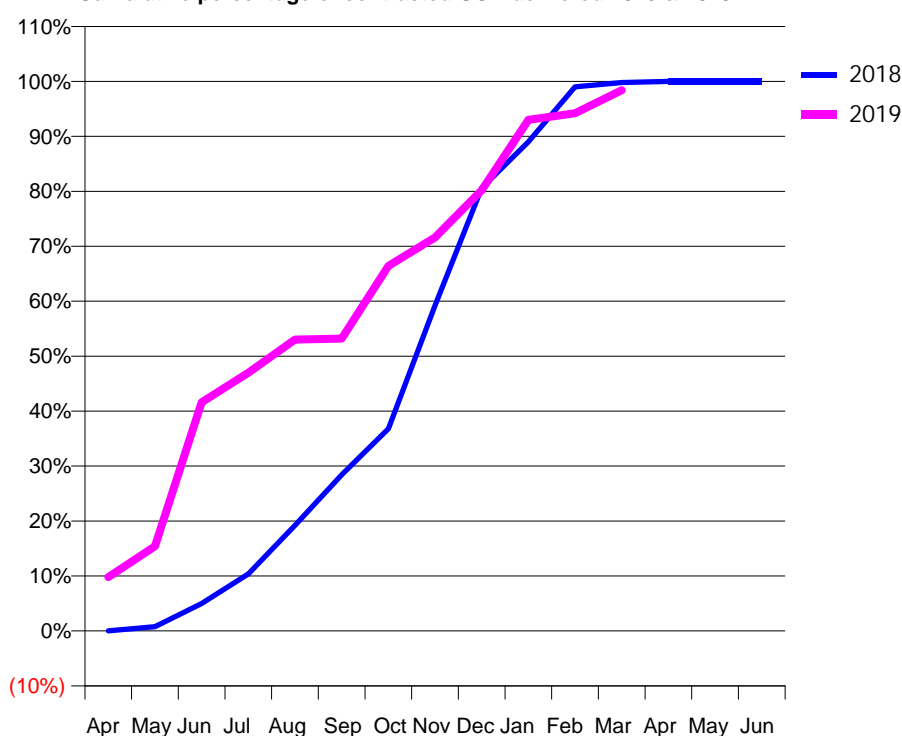
### Q65 - Vital Signs Orthodontic At a Glance Contract Report for 836133/0001 - March 2019

Name or company name	Flaxpits Lane Dental Surgery	18/19 Contracted general activity (UDA)	13,500
Contract type name	GDS Contract	Carry forward general activity (UDA)	-63
Purpose of contract	General and Orthodontic	18/19 Contracted orthodontic activity (UOA)	500
Contract start date	01/06/2013	Carry forward orthodontic activity (UOA)	0
Contract end date		Baseline contract value	£343,474.18

ACCESS	Contract	England and Wales
24 month ratio of assessments to patient IDs	1.04	1.08

ACTIVITY	Contract
Contract assess and fit appliances (case starts) as a percentage of Area Team case starts	0.4 %

Cumulative percentage of contracted UOA delivered 2018 & 2019



Month	Adjusted Scheduled Activity (UOA)		
	2017	2018	2019
April	21	0	49
May	28	4	77
June	31	25	208
July	59	52	235
August	134	96	265
September	241	142	266
October	247	184	332
November	253	296	358
December	324	403	401
January	345	445	465
February	391	495	471
March	435	499	492
April	501	500	
May	502	500	
June	502	500	

#### QUANTITY METRICS (rolling 12 month period)

	Contract Quantity	Contract Base Number	Contract *	Area Team	Region	England
% of all assessments that were assess and fit appliances (case starts)	21	74	28.4%	56.0%	58.6%	59.2%
% of all assessments that were assess and refuse	22	74	29.7%	12.5%	11.7%	12.0%
% of all assessments that were assess and review	31	74	41.9%	31.5%	29.7%	28.8%
% of case starts with a reported IOTN of 3 and Aesthetic Component of 5 or below	0	21	<i>N/A</i>	0.0%	0.2%	0.1%
% of case starts with a reported IOTN of 3 and Aesthetic Component of 6 or above	2	21	9.5%	4.4%	3.2%	3.9%
% of case starts with a reported IOTN of 4	17	21	81.0%	79.8%	77.5%	77.6%
% of case starts with a reported IOTN of 5	2	21	9.5%	15.0%	17.2%	16.7 %
% of concluded courses in receipt of dual-arch fixed appliances	2	5	40.0%	81.4%	70.6%	72.9%
% of concluded courses where treatment was abandoned or discontinued	1	5	20.0%	9.7%	9.2%	8.7%
% of patients satisfied with the treatment they have received	4	5	80.0%	97.2%	96.4%	95.7%

\* Figures in italics indicate that the base number is less than 100.

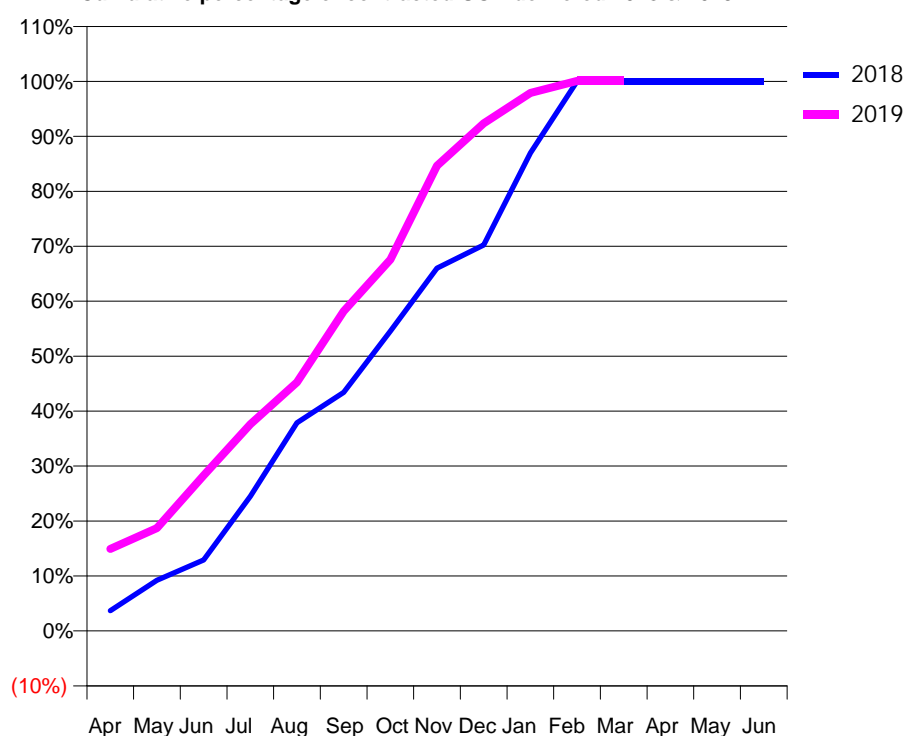
### Q65 - Vital Signs Orthodontic At a Glance Contract Report for 913782/0001 - March 2019

Name or company name	MR PJ DRUGAN	18/19 Contracted general activity (UDA)	27,770
Contract type name	GDS Contract	Carry forward general activity (UDA)	0
Purpose of contract	General and Orthodontic	18/19 Contracted orthodontic activity (UOA)	1,138
Contract start date	01/04/2006	Carry forward orthodontic activity (UOA)	0
Contract end date		Baseline contract value	£692,249.73

ACCESS	Contract	England and Wales
24 month ratio of assessments to patient IDs	1.05	1.08

ACTIVITY	Contract
Contract assess and fit appliances (case starts) as a percentage of Area Team case starts	1.0 %

Cumulative percentage of contracted UOA delivered 2018 & 2019



Month	Adjusted Scheduled Activity (UOA)		
	2017	2018	2019
April	21	42	170
May	105	105	213
June	315	147	322
July	466	279	428
August	508	431	515
September	655	494	662
October	760	621	769
November	886	751	963
December	907	799	1,051
January	950	990	1,114
February	1,034	1,138	1,139
March	1,160	1,138	1,139
April	1,202	1,138	
May	1,139	1,138	
June	1,139	1,138	

#### QUANTITY METRICS (rolling 12 month period)

	Contract Quantity	Contract Base Number	Contract *	Area Team	Region	England
% of all assessments that were assess and fit appliances (case starts)	55	75	73.3%	56.0%	58.6%	59.2%
% of all assessments that were assess and refuse	3	75	4.0%	12.5%	11.7%	12.0%
% of all assessments that were assess and review	17	75	22.7%	31.5%	29.7%	28.8%
% of case starts with a reported IOTN of 3 and Aesthetic Component of 5 or below	0	55	<i>N/A</i>	0.0%	0.2%	0.1%
% of case starts with a reported IOTN of 3 and Aesthetic Component of 6 or above	6	55	10.9%	4.4%	3.2%	3.9%
% of case starts with a reported IOTN of 4	42	55	76.4%	79.8%	77.5%	77.6%
% of case starts with a reported IOTN of 5	7	55	12.7%	15.0%	17.2%	16.7%
% of concluded courses in receipt of dual-arch fixed appliances	45	60	75.0%	81.4%	70.6%	72.9%
% of concluded courses where treatment was abandoned or discontinued	7	60	11.7%	9.7%	9.2%	8.7%
% of patients satisfied with the treatment they have received	0	0	<i>N/A</i>	97.2%	96.4%	95.7%

\* Figures in italics indicate that the base number is less than 100.

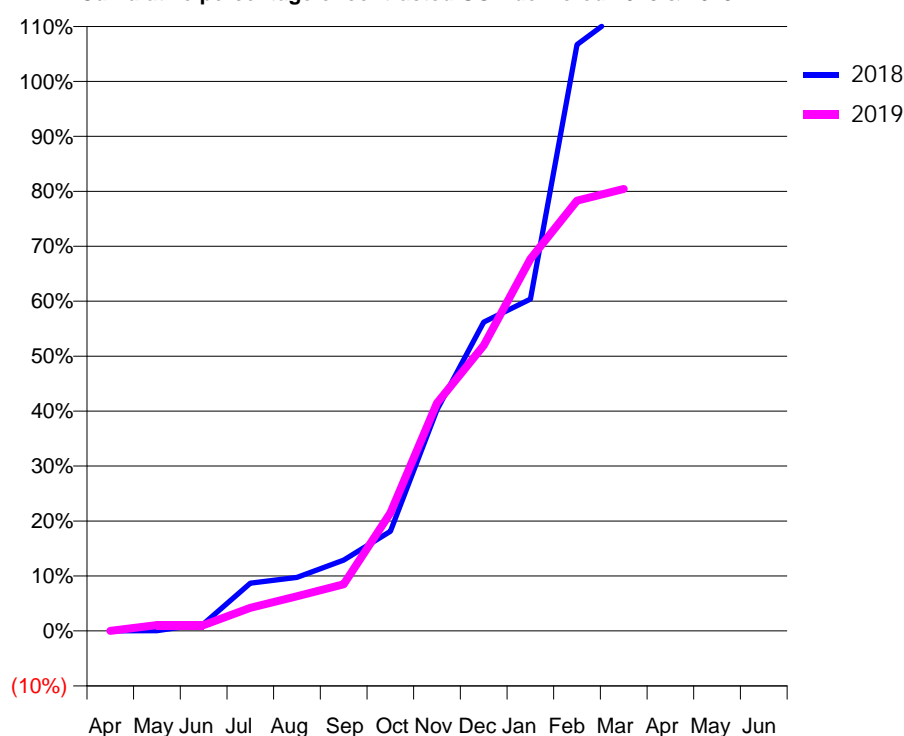
### Q66 - Vital Signs Orthodontic At a Glance Contract Report for 101192/0007 - March 2019

Name or company name	Community Dental Centres Ltd	18/19 Contracted general activity (UDA)	29,500
Contract type name	GDS Contract	Carry forward general activity (UDA)	0
Purpose of contract	General and Orthodontic	18/19 Contracted orthodontic activity (UOA)	2,000
Contract start date	01/04/2006	Carry forward orthodontic activity (UOA)	0
Contract end date		Baseline contract value	£939,081.26

ACCESS	Contract	England and Wales
24 month ratio of assessments to patient IDs	1.20	1.08

ACTIVITY	Contract
Contract assess and fit appliances (case starts) as a percentage of Area Team case starts	2.3 %

Cumulative percentage of contracted UOA delivered 2018 & 2019



Month	Adjusted Scheduled Activity (UOA)		
	2017	2018	2019
April	0	0	0
May	0	1	21
June	0	26	21
July	0	174	84
August	0	195	126
September	0	258	170
October	21	363	430
November	21	805	829
December	50	1,124	1,039
January	71	1,208	1,354
February	113	2,134	1,566
March	347	2,260	1,608
April	872	2,681	
May	2,361	3,168	
June	3,509	3,189	

#### QUANTITY METRICS (rolling 12 month period)

	Contract Quantity	Contract Base Number	Contract *	Area Team	Region	England
% of all assessments that were assess and fit appliances (case starts)	125	148	84.5%	57.3%	58.6%	59.2%
% of all assessments that were assess and refuse	2	148	1.4%	11.5%	11.7%	12.0%
% of all assessments that were assess and review	21	148	14.2%	31.2%	29.7%	28.8%
% of case starts with a reported IOTN of 3 and Aesthetic Component of 5 or below	0	125	N/A	0.1%	0.2%	0.1%
% of case starts with a reported IOTN of 3 and Aesthetic Component of 6 or above	2	125	1.6%	3.1%	3.2%	3.9%
% of case starts with a reported IOTN of 4	98	125	78.4%	75.9%	77.5%	77.6%
% of case starts with a reported IOTN of 5	23	125	18.4%	19.9%	17.2%	16.7 %
% of concluded courses in receipt of dual-arch fixed appliances	16	24	66.7%	74.1%	70.6%	72.9%
% of concluded courses where treatment was abandoned or discontinued	7	24	29.2%	11.4%	9.2%	8.7%
% of patients satisfied with the treatment they have received	6	6	100.0%	97.4%	96.4%	95.7%

\* Figures in italics indicate that the base number is less than 100.

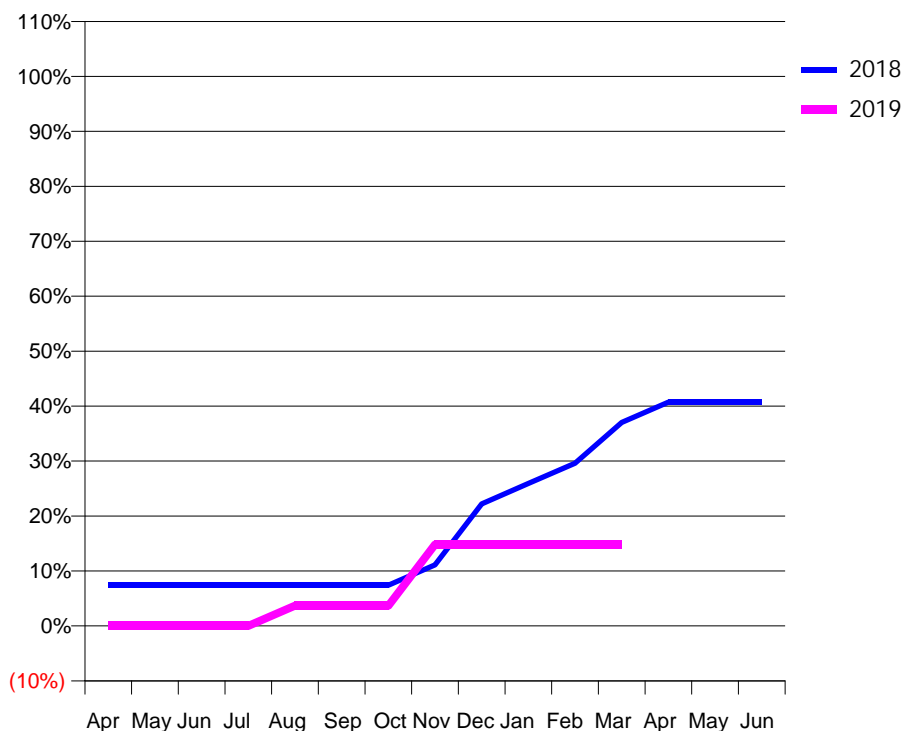
### Q66 - Vital Signs Orthodontic At a Glance Contract Report for 106828/0001 - March 2019

Name or company name	Fairfield House	18/19 Contracted general activity (UDA)	29,644
Contract type name	GDS Contract	Carry forward general activity (UDA)	0
Purpose of contract	General and Orthodontic	18/19 Contracted orthodontic activity (UOA)	27
Contract start date	01/10/2014	Carry forward orthodontic activity (UOA)	0
Contract end date		Baseline contract value	£769,784.80

ACCESS	Contract	England and Wales
24 month ratio of assessments to patient IDs	1.04	1.08

ACTIVITY	Contract
Contract assess and fit appliances (case starts) as a percentage of Area Team case starts	0.0 %

Cumulative percentage of contracted UOA delivered 2018 & 2019



Month	Adjusted Scheduled Activity (UOA)		
	2017	2018	2019
April	0	2	0
May	0	2	0
June	0	2	0
July	0	2	0
August	0	2	1
September	0	2	1
October	0	2	1
November	0	3	4
December	0	6	4
January	0	7	4
February	0	8	4
March	0	10	4
April	9	11	
May	9	11	
June	9	11	

#### QUANTITY METRICS (rolling 12 month period)

	Contract Quantity	Contract Base Number	Contract *	Area Team	Region	England
% of all assessments that were assess and fit appliances (case starts)	0	5	0.0%	57.3%	58.6%	59.2%
% of all assessments that were assess and refuse	2	5	40.0%	11.5%	11.7%	12.0%
% of all assessments that were assess and review	3	5	60.0%	31.2%	29.7%	28.8%
% of case starts with a reported IOTN of 3 and Aesthetic Component of 5 or below	0	0	N/A	0.1%	0.2%	0.1%
% of case starts with a reported IOTN of 3 and Aesthetic Component of 6 or above	0	0	N/A	3.1%	3.2%	3.9%
% of case starts with a reported IOTN of 4	0	0	N/A	75.9%	77.5%	77.6%
% of case starts with a reported IOTN of 5	0	0	N/A	19.9%	17.2%	16.7 %
% of concluded courses in receipt of dual-arch fixed appliances	0	0	N/A	74.1%	70.6%	72.9%
% of concluded courses where treatment was abandoned or discontinued	0	0	N/A	11.4%	9.2%	8.7%
% of patients satisfied with the treatment they have received	0	0	N/A	97.4%	96.4%	95.7%

\* Figures in italics indicate that the base number is less than 100.



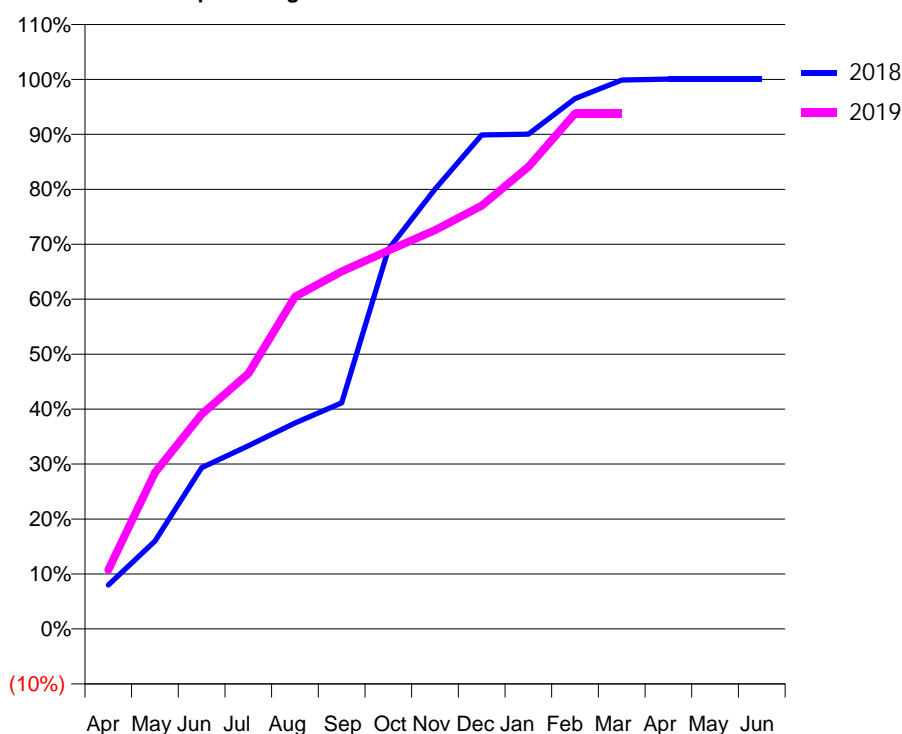
### Q66 - Vital Signs Orthodontic At a Glance Contract Report for 116106/0001 - March 2019

Name or company name	Ward Dental Ltd	18/19 Contracted general activity (UDA)	1,378
Contract type name	GDS Contract	Carry forward general activity (UDA)	0
Purpose of contract	General and Orthodontic	18/19 Contracted orthodontic activity (UOA)	650
Contract start date	01/06/2007	Carry forward orthodontic activity (UOA)	0
Contract end date		Baseline contract value	£81,991.72

ACCESS	Contract	England and Wales
24 month ratio of assessments to patient IDs	1.14	1.08

ACTIVITY	Contract
Contract assess and fit appliances (case starts) as a percentage of Area Team case starts	0.5 %

Cumulative percentage of contracted UOA delivered 2018 & 2019



Month	Adjusted Scheduled Activity (UOA)		
	2017	2018	2019
April	1	52	70
May	27	104	185
June	76	191	254
July	210	217	302
August	258	243	393
September	305	267	423
October	307	449	448
November	315	520	472
December	364	584	501
January	429	585	547
February	513	627	610
March	661	649	610
April	661	650	
May	661	650	
June	661	650	

#### QUANTITY METRICS (rolling 12 month period)

	Contract Quantity	Contract Base Number	Contract *	Area Team	Region	England
% of all assessments that were assess and fit appliances (case starts)	26	89	29.2%	57.3%	58.6%	59.2%
% of all assessments that were assess and refuse	16	89	18.0%	11.5%	11.7%	12.0%
% of all assessments that were assess and review	47	89	52.8%	31.2%	29.7%	28.8%
% of case starts with a reported IOTN of 3 and Aesthetic Component of 5 or below	1	26	3.8%	0.1%	0.2%	0.1%
% of case starts with a reported IOTN of 3 and Aesthetic Component of 6 or above	2	26	7.7%	3.1%	3.2%	3.9%
% of case starts with a reported IOTN of 4	19	26	73.1%	75.9%	77.5%	77.6%
% of case starts with a reported IOTN of 5	4	26	15.4%	19.9%	17.2%	16.7%
% of concluded courses in receipt of dual-arch fixed appliances	13	23	56.5%	74.1%	70.6%	72.9%
% of concluded courses where treatment was abandoned or discontinued	3	23	13.0%	11.4%	9.2%	8.7%
% of patients satisfied with the treatment they have received	0	0	N/A	97.4%	96.4%	95.7%

\* Figures in italics indicate that the base number is less than 100.

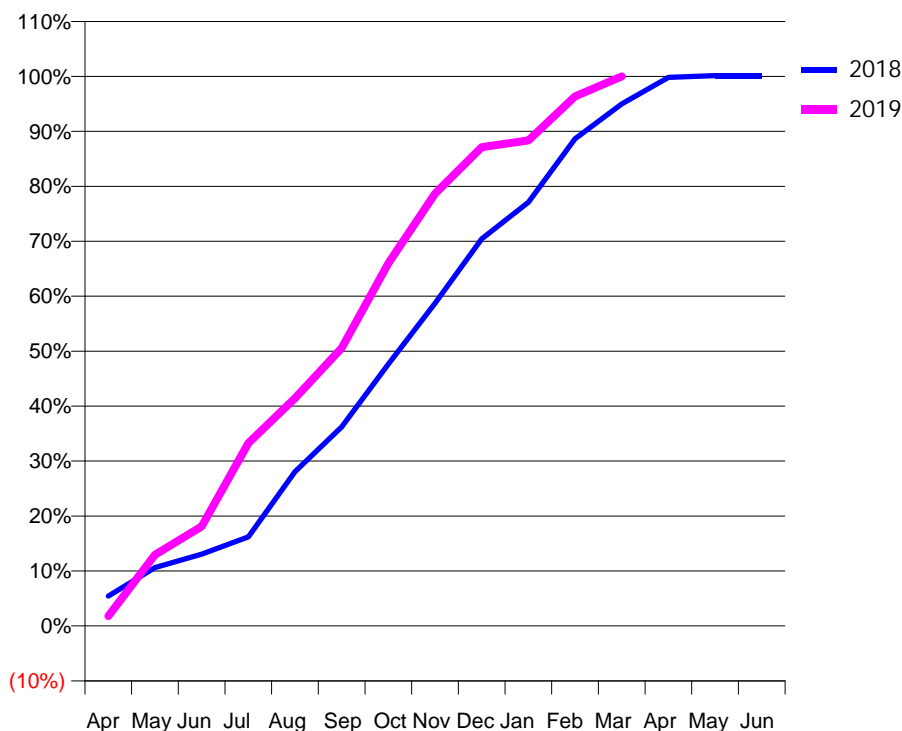
### Q66 - Vital Signs Orthodontic At a Glance Contract Report for 135402/0001 - March 2019

Name or company name	River Practice Limited	18/19 Contracted general activity (UDA)	0
Contract type name	PDS Contract	Carry forward general activity (UDA)	0
Purpose of contract	Orthodontic	18/19 Contracted orthodontic activity (UOA)	7,000
Contract start date	01/04/2010	Carry forward orthodontic activity (UOA)	0
Contract end date	31/03/2019	Baseline contract value	£461,304.67

ACCESS	Contract	England and Wales
24 month ratio of assessments to patient IDs	1.03	1.08

ACTIVITY	Contract
Contract assess and fit appliances (case starts) as a percentage of Area Team case starts	6.6 %

Cumulative percentage of contracted UOA delivered 2018 & 2019



Month	Adjusted Scheduled Activity (UOA)		
	2017	2018	2019
April	-216	380	127
May	74	744	906
June	167	915	1,268
July	474	1,134	2,330
August	1,205	1,964	2,900
September	1,736	2,536	3,540
October	2,486	3,338	4,622
November	3,345	4,108	5,504
December	4,636	4,931	6,097
January	5,374	5,397	6,184
February	5,991	6,205	6,744
March	6,951	6,648	7,000
April	6,977	6,988	
May	6,977	7,009	
June	6,978	7,010	

### QUANTITY METRICS (rolling 12 month period)

	Contract Quantity	Contract Base Number	Contract *	Area Team	Region	England
% of all assessments that were assess and fit appliances (case starts)	352	445	79.1%	57.3%	58.6%	59.2%
% of all assessments that were assess and refuse	46	445	10.3%	11.5%	11.7%	12.0%
% of all assessments that were assess and review	47	445	10.6%	31.2%	29.7%	28.8%
% of case starts with a reported IOTN of 3 and Aesthetic Component of 5 or below	3	352	0.9%	0.1%	0.2%	0.1%
% of case starts with a reported IOTN of 3 and Aesthetic Component of 6 or above	1	352	0.3%	3.1%	3.2%	3.9%
% of case starts with a reported IOTN of 4	277	352	78.7%	75.9%	77.5%	77.6%
% of case starts with a reported IOTN of 5	59	352	16.8%	19.9%	17.2%	16.7 %
% of concluded courses in receipt of dual-arch fixed appliances	177	527	33.6%	74.1%	70.6%	72.9%
% of concluded courses where treatment was abandoned or discontinued	75	527	14.2%	11.4%	9.2%	8.7%
% of patients satisfied with the treatment they have received	6	7	85.7%	97.4%	96.4%	95.7%

\* Figures in italics indicate that the base number is less than 100.

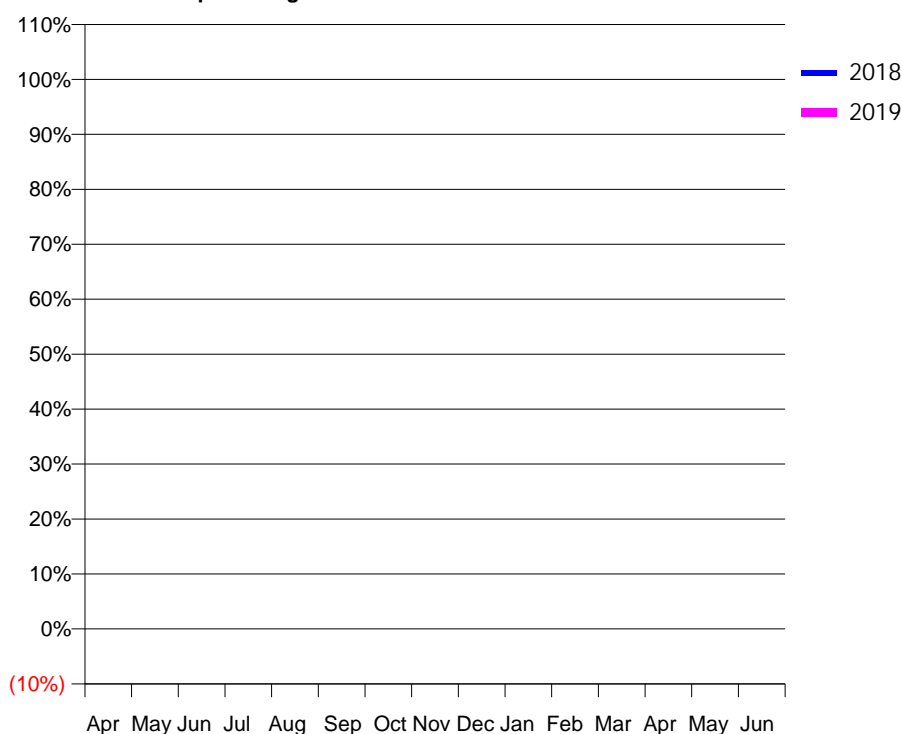
### Q66 - Vital Signs Orthodontic At a Glance Contract Report for 136212/0001 - March 2019

Name or company name	PCH Dental CIC	18/19 Contracted general activity (UDA)	46,000
Contract type name	PDS Contract	Carry forward general activity (UDA)	0
Purpose of contract	General	18/19 Contracted orthodontic activity (UOA)	0
Contract start date	01/04/2013	Carry forward orthodontic activity (UOA)	0
Contract end date	31/03/2021	Baseline contract value	£6,753,617.37

ACCESS	Contract	England and Wales
24 month ratio of assessments to patient IDs	1.03	1.08

ACTIVITY	Contract
Contract assess and fit appliances (case starts) as a percentage of Area Team case starts	4.0 %

Cumulative percentage of contracted UOA delivered 2018 & 2019



Month	Adjusted Scheduled Activity (UOA)		
	2017	2018	2019
April	128	342	45
May	340	864	213
June	573	1,070	403
July	1,079	1,529	828
August	1,332	2,147	1,209
September	1,507	2,682	1,672
October	1,913	3,105	2,493
November	2,166	3,603	2,893
December	2,553	4,056	3,292
January	3,071	4,422	3,635
February	3,494	4,422	4,184
March	3,863	4,422	4,394
April	4,168	4,485	
May	4,210	4,507	
June	4,214	4,509	

### QUANTITY METRICS (rolling 12 month period)

	Contract Quantity	Contract Base Number	Contract *	Area Team	Region	England
% of all assessments that were assess and fit appliances (case starts)	213	238	89.5%	57.3%	58.6%	59.2%
% of all assessments that were assess and refuse	20	238	8.4%	11.5%	11.7%	12.0%
% of all assessments that were assess and review	5	238	2.1%	31.2%	29.7%	28.8%
% of case starts with a reported IOTN of 3 and Aesthetic Component of 5 or below	0	213	N/A	0.1%	0.2%	0.1%
% of case starts with a reported IOTN of 3 and Aesthetic Component of 6 or above	12	213	5.6%	3.1%	3.2%	3.9%
% of case starts with a reported IOTN of 4	184	213	86.4%	75.9%	77.5%	77.6%
% of case starts with a reported IOTN of 5	17	213	8.0%	19.9%	17.2%	16.7 %
% of concluded courses in receipt of dual-arch fixed appliances	3	139	2.2%	74.1%	70.6%	72.9%
% of concluded courses where treatment was abandoned or discontinued	6	139	4.3%	11.4%	9.2%	8.7%
% of patients satisfied with the treatment they have received	2	2	100.0%	97.4%	96.4%	95.7%

\* Figures in italics indicate that the base number is less than 100.

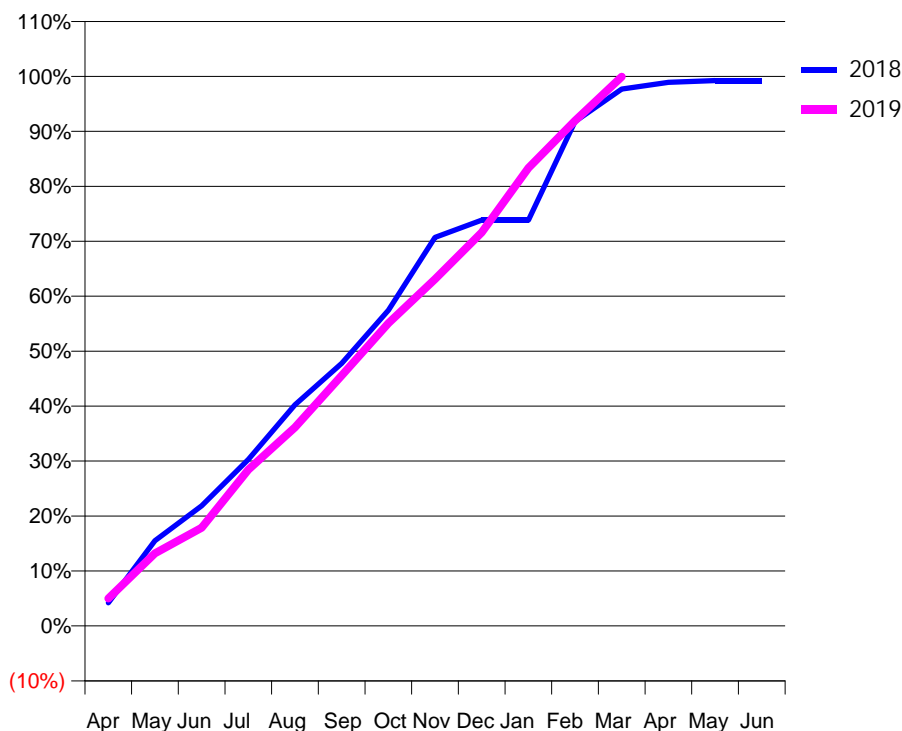
### Q66 - Vital Signs Orthodontic At a Glance Contract Report for 139173/0001 - March 2019

Name or company name	North Devon Orthodontic Centre Limited	18/19 Contracted general activity (UDA)	0
Contract type name	PDS Contract	Carry forward general activity (UDA)	0
Purpose of contract	Orthodontic	18/19 Contracted orthodontic activity (UOA)	12,111
Contract start date	01/05/2009	Carry forward orthodontic activity (UOA)	91
Contract end date	31/03/2019	Baseline contract value	£807,744.82

ACCESS	Contract	England and Wales
24 month ratio of assessments to patient IDs	1.02	1.08

ACTIVITY	Contract
Contract assess and fit appliances (case starts) as a percentage of Area Team case starts	11.1 %

Cumulative percentage of contracted UOA delivered 2018 & 2019



Month	Adjusted Scheduled Activity (UOA)		
	2017	2018	2019
April	570	509	607
May	1,846	1,878	1,599
June	2,653	2,647	2,166
July	3,714	3,670	3,447
August	4,932	4,871	4,374
September	6,125	5,784	5,519
October	7,173	6,958	6,671
November	8,499	8,562	7,641
December	9,418	8,941	8,672
January	10,318	8,941	10,091
February	11,048	11,115	11,131
March	12,149	11,831	12,104
April	12,213	11,978	
May	12,213	12,020	
June	12,213	12,020	

### QUANTITY METRICS (rolling 12 month period)

	Contract Quantity	Contract Base Number	Contract *	Area Team	Region	England
% of all assessments that were assess and fit appliances (case starts)	592	734	80.7%	57.3%	58.6%	59.2%
% of all assessments that were assess and refuse	36	734	4.9%	11.5%	11.7%	12.0%
% of all assessments that were assess and review	106	734	14.4%	31.2%	29.7%	28.8%
% of case starts with a reported IOTN of 3 and Aesthetic Component of 5 or below	0	592	N/A	0.1%	0.2%	0.1%
% of case starts with a reported IOTN of 3 and Aesthetic Component of 6 or above	15	592	2.5%	3.1%	3.2%	3.9%
% of case starts with a reported IOTN of 4	444	592	75.0%	75.9%	77.5%	77.6%
% of case starts with a reported IOTN of 5	132	592	22.3%	19.9%	17.2%	16.7 %
% of concluded courses in receipt of dual-arch fixed appliances	714	836	85.4%	74.1%	70.6%	72.9%
% of concluded courses where treatment was abandoned or discontinued	75	836	9.0%	11.4%	9.2%	8.7%
% of patients satisfied with the treatment they have received	14	14	100.0%	97.4%	96.4%	95.7%

\* Figures in italics indicate that the base number is less than 100.

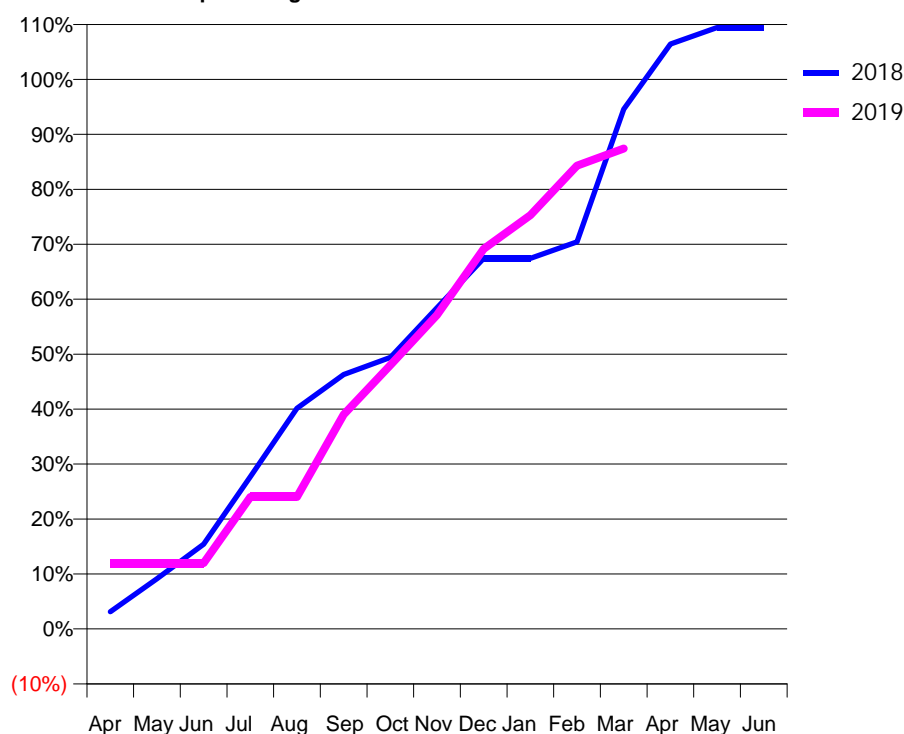
### Q66 - Vital Signs Orthodontic At a Glance Contract Report for 141461/0001 - March 2019

Name or company name	Queen Annes Dental Practice Limited	18/19 Contracted general activity (UDA)	14,575
Contract type name	GDS Contract	Carry forward general activity (UDA)	0
Purpose of contract	General and Orthodontic	18/19 Contracted orthodontic activity (UOA)	700
Contract start date	01/10/2007	Carry forward orthodontic activity (UOA)	0
Contract end date		Baseline contract value	£449,782.25

ACCESS	Contract	England and Wales
24 month ratio of assessments to patient IDs	1.05	1.08

ACTIVITY	Contract
Contract assess and fit appliances (case starts) as a percentage of Area Team case starts	0.7 %

Cumulative percentage of contracted UOA delivered 2018 & 2019



Month	Adjusted Scheduled Activity (UOA)		
	2017	2018	2019
April	1	22	84
May	9	64	84
June	19	108	84
July	158	194	168
August	224	281	168
September	320	324	273
October	517	346	336
November	548	409	400
December	620	472	484
January	687	472	527
February	775	493	590
March	777	662	612
April	778	745	
May	778	766	
June	778	766	

#### QUANTITY METRICS (rolling 12 month period)

	Contract Quantity	Contract Base Number	Contract *	Area Team	Region	England
% of all assessments that were assess and fit appliances (case starts)	35	40	87.5%	57.3%	58.6%	59.2%
% of all assessments that were assess and refuse	3	40	7.5%	11.5%	11.7%	12.0%
% of all assessments that were assess and review	2	40	5.0%	31.2%	29.7%	28.8%
% of case starts with a reported IOTN of 3 and Aesthetic Component of 5 or below	0	35	<i>N/A</i>	0.1%	0.2%	0.1%
% of case starts with a reported IOTN of 3 and Aesthetic Component of 6 or above	0	35	<i>N/A</i>	3.1%	3.2%	3.9%
% of case starts with a reported IOTN of 4	32	35	91.4%	75.9%	77.5%	77.6%
% of case starts with a reported IOTN of 5	2	35	5.7%	19.9%	17.2%	16.7 %
% of concluded courses in receipt of dual-arch fixed appliances	10	12	83.3%	74.1%	70.6%	72.9%
% of concluded courses where treatment was abandoned or discontinued	0	12	0.0%	11.4%	9.2%	8.7%
% of patients satisfied with the treatment they have received	0	0	<i>N/A</i>	97.4%	96.4%	95.7%

\* Figures in italics indicate that the base number is less than 100.

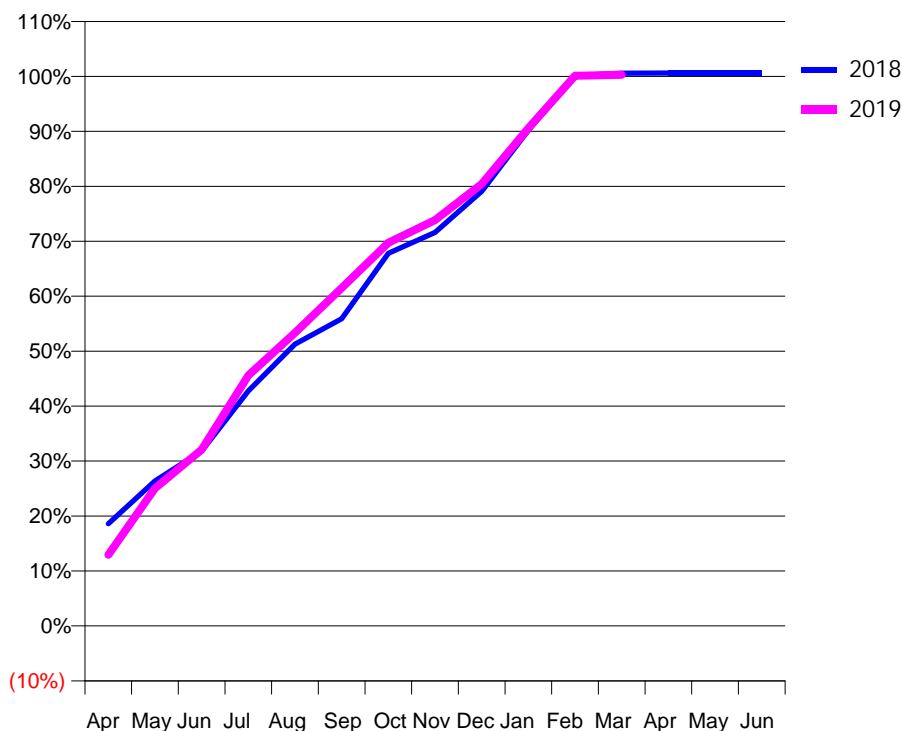
### Q66 - Vital Signs Orthodontic At a Glance Contract Report for 163651/0001 - March 2019

Name or company name	Plymouth Orthodontics Ltd	18/19 Contracted general activity (UDA)	0
Contract type name	PDS Contract	Carry forward general activity (UDA)	0
Purpose of contract	Orthodontic	18/19 Contracted orthodontic activity (UOA)	2,485
Contract start date	01/04/2008	Carry forward orthodontic activity (UOA)	0
Contract end date	31/03/2019	Baseline contract value	£165,708.77

ACCESS	Contract	England and Wales
24 month ratio of assessments to patient IDs	1.01	1.08

ACTIVITY	Contract
Contract assess and fit appliances (case starts) as a percentage of Area Team case starts	2.1 %

Cumulative percentage of contracted UOA delivered 2018 & 2019



Month	Adjusted Scheduled Activity (UOA)		
	2017	2018	2019
April	424	462	322
May	599	655	622
June	756	791	797
July	953	1,063	1,133
August	1,045	1,274	1,326
September	1,222	1,389	1,528
October	1,615	1,685	1,733
November	1,871	1,779	1,835
December	2,081	1,965	1,999
January	2,228	2,242	2,251
February	2,438	2,488	2,488
March	2,502	2,499	2,492
April	2,502	2,500	
May	2,502	2,500	
June	2,502	2,500	

### QUANTITY METRICS (rolling 12 month period)

	Contract Quantity	Contract Base Number	Contract *	Area Team	Region	England
% of all assessments that were assess and fit appliances (case starts)	112	294	38.1%	57.3%	58.6%	59.2%
% of all assessments that were assess and refuse	38	294	12.9%	11.5%	11.7%	12.0%
% of all assessments that were assess and review	144	294	49.0%	31.2%	29.7%	28.8%
% of case starts with a reported IOTN of 3 and Aesthetic Component of 5 or below	0	112	N/A	0.1%	0.2%	0.1%
% of case starts with a reported IOTN of 3 and Aesthetic Component of 6 or above	3	112	2.7%	3.1%	3.2%	3.9%
% of case starts with a reported IOTN of 4	85	112	75.9%	75.9%	77.5%	77.6%
% of case starts with a reported IOTN of 5	24	112	21.4%	19.9%	17.2%	16.7 %
% of concluded courses in receipt of dual-arch fixed appliances	99	134	73.9%	74.1%	70.6%	72.9%
% of concluded courses where treatment was abandoned or discontinued	33	134	24.6%	11.4%	9.2%	8.7%
% of patients satisfied with the treatment they have received	2	2	100.0%	97.4%	96.4%	95.7%

\* Figures in italics indicate that the base number is less than 100.

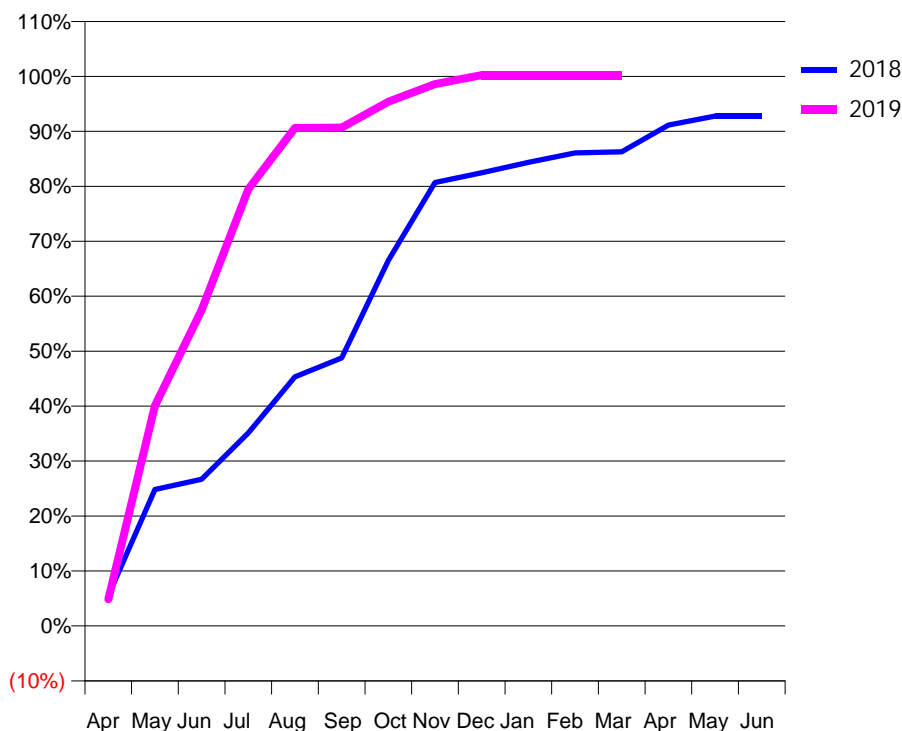
### Q66 - Vital Signs Orthodontic At a Glance Contract Report for 167827/0002 - March 2019

Name or company name	Tully Crine LTD	18/19 Contracted general activity (UDA)	0
Contract type name	PDS Contract	Carry forward general activity (UDA)	0
Purpose of contract	Orthodontic	18/19 Contracted orthodontic activity (UOA)	1,341
Contract start date	01/07/2011	Carry forward orthodontic activity (UOA)	0
Contract end date	31/03/2019	Baseline contract value	£89,422.51

ACCESS	Contract	England and Wales
24 month ratio of assessments to patient IDs	1.16	1.08

ACTIVITY	Contract
Contract assess and fit appliances (case starts) as a percentage of Area Team case starts	1.3 %

Cumulative percentage of contracted UOA delivered 2018 & 2019



Month	Adjusted Scheduled Activity (UOA)		
	2017	2018	2019
April	143	74	65
May	342	333	537
June	430	358	771
July	695	471	1,066
August	916	608	1,215
September	963	654	1,216
October	990	892	1,279
November	1,079	1,082	1,322
December	1,184	1,106	1,344
January	1,210	1,131	1,344
February	1,231	1,154	1,344
March	1,255	1,157	1,344
April	1,276	1,222	
May	1,318	1,244	
June	1,330	1,244	

#### QUANTITY METRICS (rolling 12 month period)

	Contract Quantity	Contract Base Number	Contract *	Area Team	Region	England
% of all assessments that were assess and fit appliances (case starts)	69	99	69.7%	57.3%	58.6%	59.2%
% of all assessments that were assess and refuse	20	99	20.2%	11.5%	11.7%	12.0%
% of all assessments that were assess and review	10	99	10.1%	31.2%	29.7%	28.8%
% of case starts with a reported IOTN of 3 and Aesthetic Component of 5 or below	0	69	<i>N/A</i>	0.1%	0.2%	0.1%
% of case starts with a reported IOTN of 3 and Aesthetic Component of 6 or above	1	69	1.4%	3.1%	3.2%	3.9%
% of case starts with a reported IOTN of 4	62	69	89.9%	75.9%	77.5%	77.6%
% of case starts with a reported IOTN of 5	5	69	7.2%	19.9%	17.2%	16.7 %
% of concluded courses in receipt of dual-arch fixed appliances	33	83	39.8%	74.1%	70.6%	72.9%
% of concluded courses where treatment was abandoned or discontinued	6	83	7.2%	11.4%	9.2%	8.7%
% of patients satisfied with the treatment they have received	0	0	<i>N/A</i>	97.4%	96.4%	95.7%

\* Figures in italics indicate that the base number is less than 100.

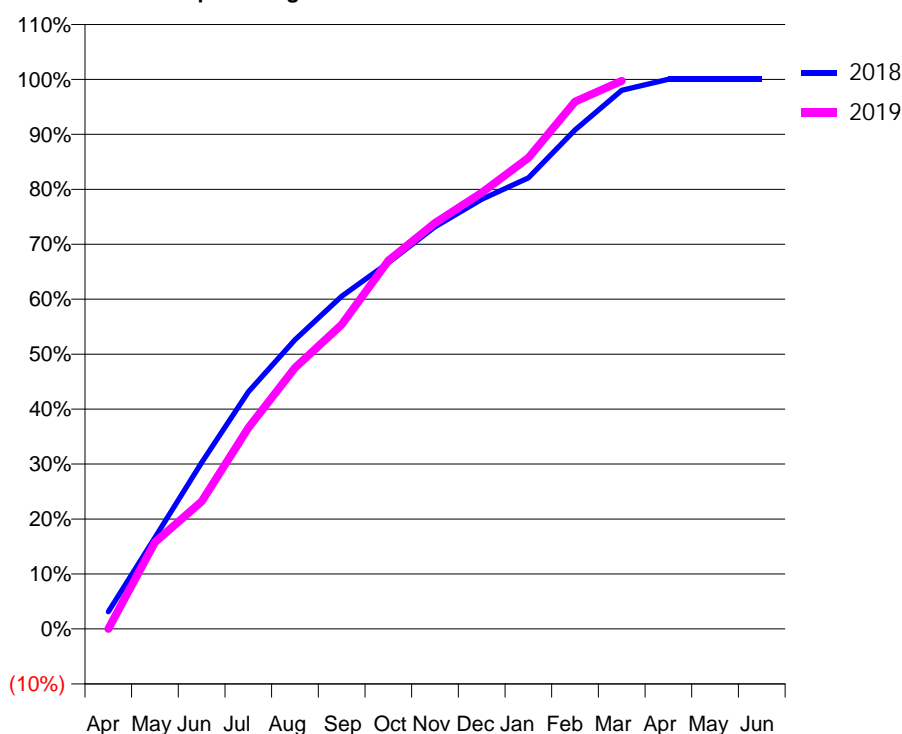
### Q66 - Vital Signs Orthodontic At a Glance Contract Report for 172685/0001 - March 2019

Name or company name	Devon Square Orthodontics Ltd	18/19 Contracted general activity (UDA)	0
Contract type name	PDS Contract	Carry forward general activity (UDA)	0
Purpose of contract	Orthodontic	18/19 Contracted orthodontic activity (UOA)	17,980
Contract start date	01/12/2013	Carry forward orthodontic activity (UOA)	0
Contract end date	31/03/2019	Baseline contract value	£1,176,927.98

ACCESS	Contract	England and Wales
24 month ratio of assessments to patient IDs	1.10	1.08

ACTIVITY	Contract
Contract assess and fit appliances (case starts) as a percentage of Area Team case starts	16.3 %

Cumulative percentage of contracted UOA delivered 2018 & 2019



Month	Adjusted Scheduled Activity (UOA)		
	2017	2018	2019
April	997	567	0
May	2,827	2,985	2,835
June	4,823	5,445	4,168
July	6,651	7,755	6,580
August	8,488	9,463	8,539
September	10,665	10,885	9,957
October	12,289	11,985	12,047
November	14,167	13,159	13,283
December	15,548	14,055	14,268
January	17,047	14,760	15,411
February	17,672	16,326	17,252
March	17,990	17,620	17,931
April	17,990	17,981	
May	17,990	17,982	
June	17,990	17,982	

### QUANTITY METRICS (rolling 12 month period)

	Contract Quantity	Contract Base Number	Contract *	Area Team	Region	England
% of all assessments that were assess and fit appliances (case starts)	874	1,665	52.5%	57.3%	58.6%	59.2%
% of all assessments that were assess and refuse	87	1,665	5.2%	11.5%	11.7%	12.0%
% of all assessments that were assess and review	704	1,665	42.3%	31.2%	29.7%	28.8%
% of case starts with a reported IOTN of 3 and Aesthetic Component of 5 or below	0	874	N/A	0.1%	0.2%	0.1%
% of case starts with a reported IOTN of 3 and Aesthetic Component of 6 or above	33	874	3.8%	3.1%	3.2%	3.9%
% of case starts with a reported IOTN of 4	659	874	75.4%	75.9%	77.5%	77.6%
% of case starts with a reported IOTN of 5	166	874	19.0%	19.9%	17.2%	16.7 %
% of concluded courses in receipt of dual-arch fixed appliances	1,165	1,210	96.3%	74.1%	70.6%	72.9%
% of concluded courses where treatment was abandoned or discontinued	18	1,210	1.5%	11.4%	9.2%	8.7%
% of patients satisfied with the treatment they have received	22	22	100.0%	97.4%	96.4%	95.7%

\* Figures in italics indicate that the base number is less than 100.



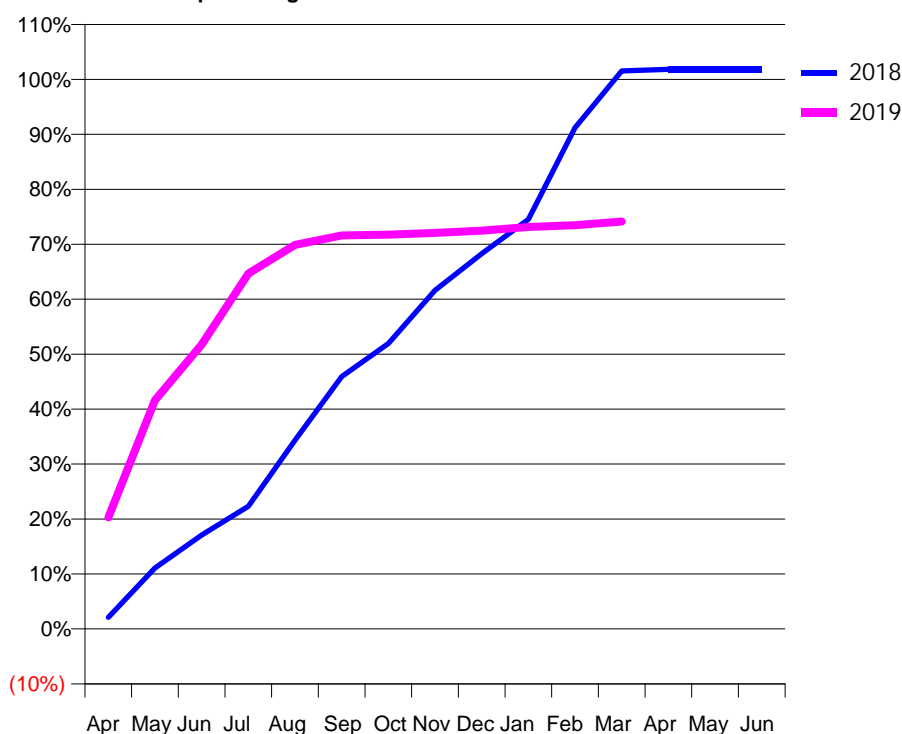
### Q66 - Vital Signs Orthodontic At a Glance Contract Report for 175064/0002 - March 2019

Name or company name	Milehouse Dental Care Ltd	18/19 Contracted general activity (UDA)	0
Contract type name	GDS Contract	Carry forward general activity (UDA)	0
Purpose of contract	Orthodontic	18/19 Contracted orthodontic activity (UOA)	1,500
Contract start date	01/09/2012	Carry forward orthodontic activity (UOA)	0
Contract end date		Baseline contract value	£100,026.09

ACCESS	Contract	England and Wales
24 month ratio of assessments to patient IDs	1.15	1.08

ACTIVITY	Contract
Contract assess and fit appliances (case starts) as a percentage of Area Team case starts	0.9 %

Cumulative percentage of contracted UOA delivered 2018 & 2019



Month	Adjusted Scheduled Activity (UOA)		
	2017	2018	2019
April	28	32	304
May	118	166	624
June	146	256	776
July	148	335	970
August	443	515	1,048
September	689	689	1,074
October	715	779	1,076
November	892	924	1,081
December	1,045	1,024	1,087
January	1,245	1,118	1,097
February	1,379	1,368	1,102
March	1,472	1,523	1,112
April	1,483	1,527	
May	1,483	1,527	
June	1,483	1,527	

#### QUANTITY METRICS (rolling 12 month period)

	Contract Quantity	Contract Base Number	Contract *	Area Team	Region	England
% of all assessments that were assess and fit appliances (case starts)	50	133	37.6%	57.3%	58.6%	59.2%
% of all assessments that were assess and refuse	4	133	3.0%	11.5%	11.7%	12.0%
% of all assessments that were assess and review	79	133	59.4%	31.2%	29.7%	28.8%
% of case starts with a reported IOTN of 3 and Aesthetic Component of 5 or below	0	50	<i>N/A</i>	0.1%	0.2%	0.1%
% of case starts with a reported IOTN of 3 and Aesthetic Component of 6 or above	0	50	<i>N/A</i>	3.1%	3.2%	3.9%
% of case starts with a reported IOTN of 4	50	50	100.0%	75.9%	77.5%	77.6%
% of case starts with a reported IOTN of 5	0	50	<i>N/A</i>	19.9%	17.2%	16.7 %
% of concluded courses in receipt of dual-arch fixed appliances	0	183	<i>N/A</i>	74.1%	70.6%	72.9%
% of concluded courses where treatment was abandoned or discontinued	18	183	9.8%	11.4%	9.2%	8.7%
% of patients satisfied with the treatment they have received	5	5	100.0%	97.4%	96.4%	95.7%

\* Figures in italics indicate that the base number is less than 100.

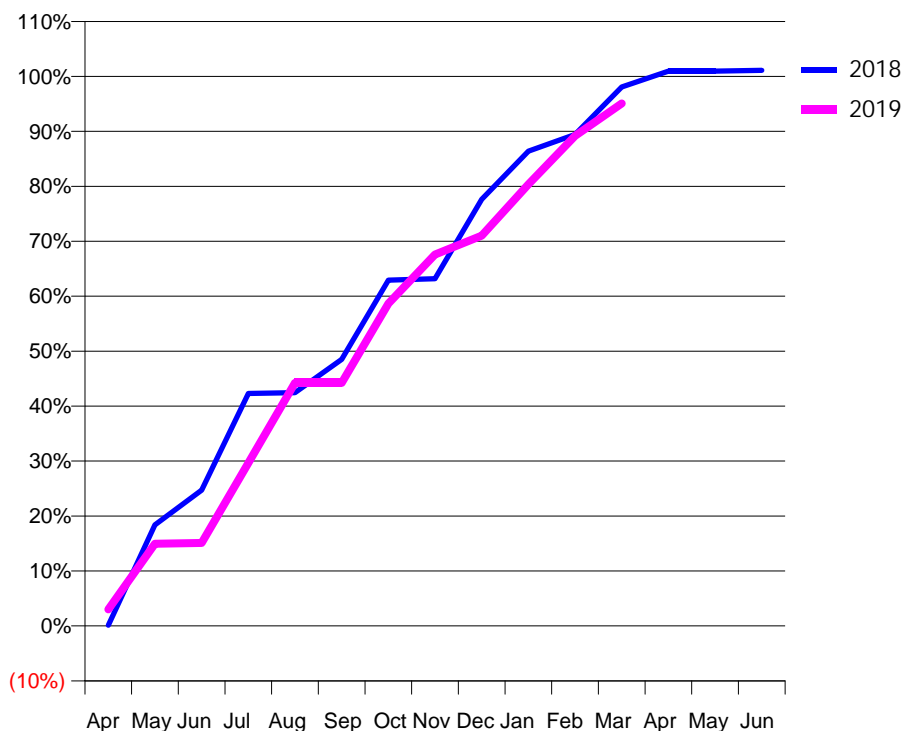
### Q66 - Vital Signs Orthodontic At a Glance Contract Report for 177091/0002 - March 2019

Name or company name	Highland Dental Care Ltd	18/19 Contracted general activity (UDA)	0
Contract type name	GDS Contract	Carry forward general activity (UDA)	0
Purpose of contract	Orthodontic	18/19 Contracted orthodontic activity (UOA)	728
Contract start date	01/08/2007	Carry forward orthodontic activity (UOA)	0
Contract end date		Baseline contract value	£48,546.00

ACCESS	Contract	England and Wales
24 month ratio of assessments to patient IDs	1.06	1.08

ACTIVITY	Contract
Contract assess and fit appliances (case starts) as a percentage of Area Team case starts	0.7 %

Cumulative percentage of contracted UOA delivered 2018 & 2019



Month	Adjusted Scheduled Activity (UOA)		
	2017	2018	2019
April	33	1	22
May	188	134	109
June	254	180	110
July	410	308	216
August	432	309	322
September	542	353	322
October	565	458	427
November	608	460	492
December	612	565	517
January	633	629	585
February	654	651	649
March	677	714	692
April	762	735	
May	763	735	
June	763	736	

#### QUANTITY METRICS (rolling 12 month period)

	Contract Quantity	Contract Base Number	Contract *	Area Team	Region	England
% of all assessments that were assess and fit appliances (case starts)	36	51	70.6%	57.3%	58.6%	59.2%
% of all assessments that were assess and refuse	10	51	19.6%	11.5%	11.7%	12.0%
% of all assessments that were assess and review	5	51	9.8%	31.2%	29.7%	28.8%
% of case starts with a reported IOTN of 3 and Aesthetic Component of 5 or below	0	36	<i>N/A</i>	0.1%	0.2%	0.1%
% of case starts with a reported IOTN of 3 and Aesthetic Component of 6 or above	0	36	<i>N/A</i>	3.1%	3.2%	3.9%
% of case starts with a reported IOTN of 4	29	36	80.6%	75.9%	77.5%	77.6%
% of case starts with a reported IOTN of 5	6	36	16.7%	19.9%	17.2%	16.7%
% of concluded courses in receipt of dual-arch fixed appliances	5	15	33.3%	74.1%	70.6%	72.9%
% of concluded courses where treatment was abandoned or discontinued	2	15	13.3%	11.4%	9.2%	8.7%
% of patients satisfied with the treatment they have received	0	0	<i>N/A</i>	97.4%	96.4%	95.7%

\* Figures in italics indicate that the base number is less than 100.

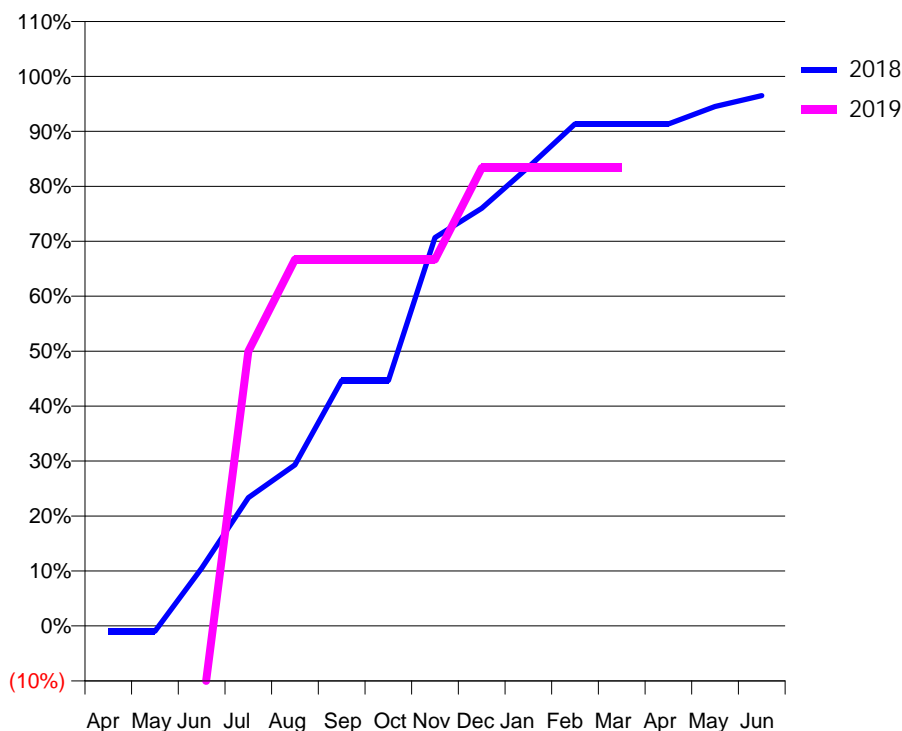
### Q66 - Vital Signs Orthodontic At a Glance Contract Report for 195715/0001 - March 2019

Name or company name	Tor Lodge Dental Partnership	18/19 Contracted general activity (UDA)	1,330
Contract type name	GDS Contract	Carry forward general activity (UDA)	1
Purpose of contract	General	18/19 Contracted orthodontic activity (UOA)	126
Contract start date	15/11/2013	Carry forward orthodontic activity (UOA)	21
Contract end date		Baseline contract value	£55,146.42

ACCESS	Contract	England and Wales
24 month ratio of assessments to patient IDs	1.34	1.08

ACTIVITY	Contract
Contract assess and fit appliances (case starts) as a percentage of Area Team case starts	0.1 %

Cumulative percentage of contracted UOA delivered 2018 & 2019



Month	Adjusted Scheduled Activity (UOA)		
	2017	2018	2019
April	-14	-6	-21
May	9	-6	-21
June	80	63	-21
July	105	140	63
August	107	176	84
September	133	268	84
October	312	268	84
November	335	424	84
December	414	456	105
January	440	501	105
February	485	548	105
March	557	548	105
April	566	548	
May	566	567	
June	573	579	

#### QUANTITY METRICS (rolling 12 month period)

	Contract Quantity	Contract Base Number	Contract *	Area Team	Region	England
% of all assessments that were assess and fit appliances (case starts)	6	38	15.8%	57.3%	58.6%	59.2%
% of all assessments that were assess and refuse	0	38	0.0%	11.5%	11.7%	12.0%
% of all assessments that were assess and review	32	38	84.2%	31.2%	29.7%	28.8%
% of case starts with a reported IOTN of 3 and Aesthetic Component of 5 or below	0	6	N/A	0.1%	0.2%	0.1%
% of case starts with a reported IOTN of 3 and Aesthetic Component of 6 or above	4	6	66.7%	3.1%	3.2%	3.9%
% of case starts with a reported IOTN of 4	2	6	33.3%	75.9%	77.5%	77.6%
% of case starts with a reported IOTN of 5	0	6	N/A	19.9%	17.2%	16.7%
% of concluded courses in receipt of dual-arch fixed appliances	0	7	N/A	74.1%	70.6%	72.9%
% of concluded courses where treatment was abandoned or discontinued	0	7	0.0%	11.4%	9.2%	8.7%
% of patients satisfied with the treatment they have received	0	0	N/A	97.4%	96.4%	95.7%

\* Figures in italics indicate that the base number is less than 100.

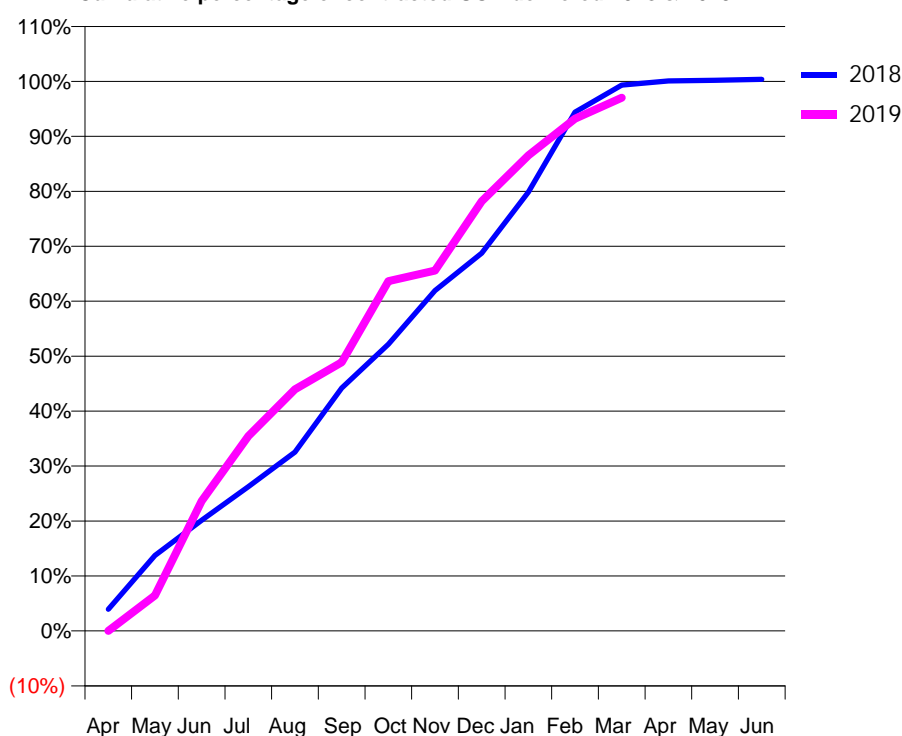
### Q66 - Vital Signs Orthodontic At a Glance Contract Report for 199834/0001 - March 2019

Name or company name	The Crescent Specialist Dental Centre	18/19 Contracted general activity (UDA)	0
Contract type name	PDS Contract	Carry forward general activity (UDA)	0
Purpose of contract	Orthodontic	18/19 Contracted orthodontic activity (UOA)	23,062
Contract start date	01/04/2008	Carry forward orthodontic activity (UOA)	0
Contract end date	31/03/2019	Baseline contract value	£1,571,720.30

ACCESS	Contract	England and Wales
24 month ratio of assessments to patient IDs	1.04	1.08

ACTIVITY	Contract
Contract assess and fit appliances (case starts) as a percentage of Area Team case starts	19.9 %

Cumulative percentage of contracted UOA delivered 2018 & 2019



Month	Adjusted Scheduled Activity (UOA)		
	2017	2018	2019
April	1,122	908	0
May	3,656	3,165	1,494
June	5,169	4,644	5,446
July	7,511	6,052	8,177
August	9,956	7,509	10,140
September	11,993	10,194	11,275
October	13,683	12,032	14,678
November	14,679	14,283	15,127
December	16,187	15,850	18,027
January	17,388	18,423	19,959
February	19,852	21,766	21,496
March	22,750	22,906	22,377
April	22,845	23,080	
May	22,908	23,106	
June	22,929	23,152	

#### QUANTITY METRICS (rolling 12 month period)

	Contract Quantity	Contract Base Number	Contract *	Area Team	Region	England
% of all assessments that were assess and fit appliances (case starts)	1,064	1,718	61.9%	57.3%	58.6%	59.2%
% of all assessments that were assess and refuse	199	1,718	11.6%	11.5%	11.7%	12.0%
% of all assessments that were assess and review	455	1,718	26.5%	31.2%	29.7%	28.8%
% of case starts with a reported IOTN of 3 and Aesthetic Component of 5 or below	0	1,064	N/A	0.1%	0.2%	0.1%
% of case starts with a reported IOTN of 3 and Aesthetic Component of 6 or above	68	1,064	6.4%	3.1%	3.2%	3.9%
% of case starts with a reported IOTN of 4	721	1,064	67.8%	75.9%	77.5%	77.6%
% of case starts with a reported IOTN of 5	270	1,064	25.4%	19.9%	17.2%	16.7 %
% of concluded courses in receipt of dual-arch fixed appliances	2,202	2,709	81.3%	74.1%	70.6%	72.9%
% of concluded courses where treatment was abandoned or discontinued	431	2,709	15.9%	11.4%	9.2%	8.7%
% of patients satisfied with the treatment they have received	21	21	100.0%	97.4%	96.4%	95.7%

\* Figures in italics indicate that the base number is less than 100.

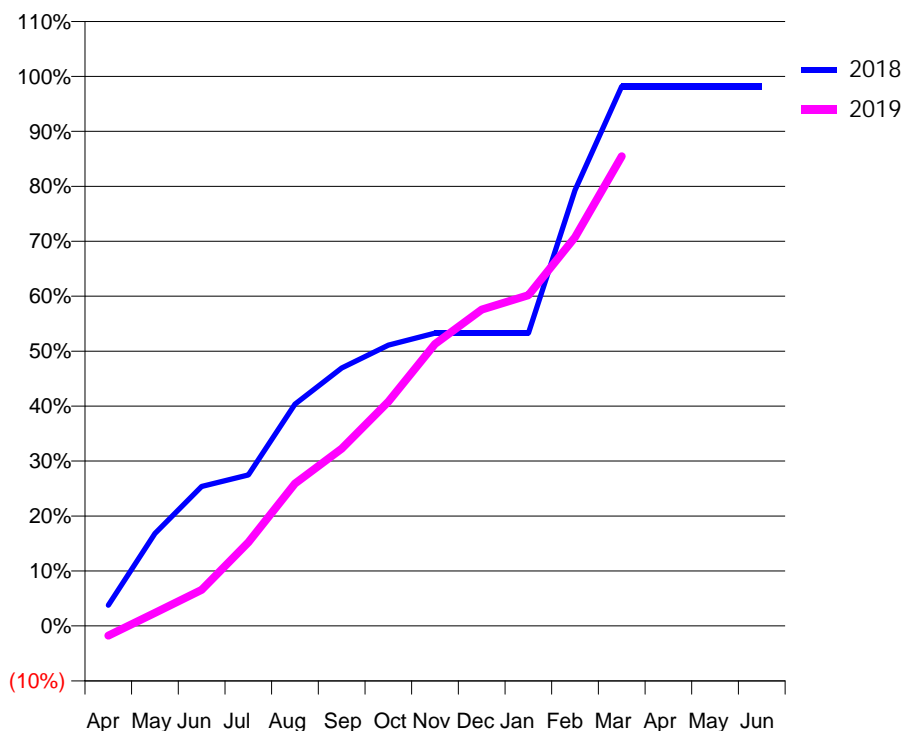
### Q66 - Vital Signs Orthodontic At a Glance Contract Report for 229342/0001 - March 2019

Name or company name	MR IJ MILLS	18/19 Contracted general activity (UDA)	17,382
Contract type name	GDS Contract	Carry forward general activity (UDA)	0
Purpose of contract	General and Orthodontic	18/19 Contracted orthodontic activity (UOA)	1,004
Contract start date	01/04/2006	Carry forward orthodontic activity (UOA)	18
Contract end date		Baseline contract value	£803,552.40

ACCESS	Contract	England and Wales
24 month ratio of assessments to patient IDs	1.08	1.08

ACTIVITY	Contract
Contract assess and fit appliances (case starts) as a percentage of Area Team case starts	0.8 %

Cumulative percentage of contracted UOA delivered 2018 & 2019



Month	Adjusted Scheduled Activity (UOA)		
	2017	2018	2019
April	45	38	-18
May	111	169	24
June	155	255	66
July	221	276	153
August	349	405	260
September	391	471	324
October	417	513	410
November	505	535	515
December	572	535	578
January	698	535	604
February	890	796	710
March	997	986	858
April	997	986	
May	997	986	
June	997	986	

#### QUANTITY METRICS (rolling 12 month period)

	Contract Quantity	Contract Base Number	Contract *	Area Team	Region	England
% of all assessments that were assess and fit appliances (case starts)	41	55	74.5%	57.3%	58.6%	59.2%
% of all assessments that were assess and refuse	0	55	0.0%	11.5%	11.7%	12.0%
% of all assessments that were assess and review	14	55	25.5%	31.2%	29.7%	28.8%
% of case starts with a reported IOTN of 3 and Aesthetic Component of 5 or below	0	41	N/A	0.1%	0.2%	0.1%
% of case starts with a reported IOTN of 3 and Aesthetic Component of 6 or above	1	41	2.4%	3.1%	3.2%	3.9%
% of case starts with a reported IOTN of 4	35	41	85.4%	75.9%	77.5%	77.6%
% of case starts with a reported IOTN of 5	4	41	9.8%	19.9%	17.2%	16.7%
% of concluded courses in receipt of dual-arch fixed appliances	0	0	N/A	74.1%	70.6%	72.9%
% of concluded courses where treatment was abandoned or discontinued	0	0	N/A	11.4%	9.2%	8.7%
% of patients satisfied with the treatment they have received	1	1	100.0%	97.4%	96.4%	95.7%

\* Figures in italics indicate that the base number is less than 100.

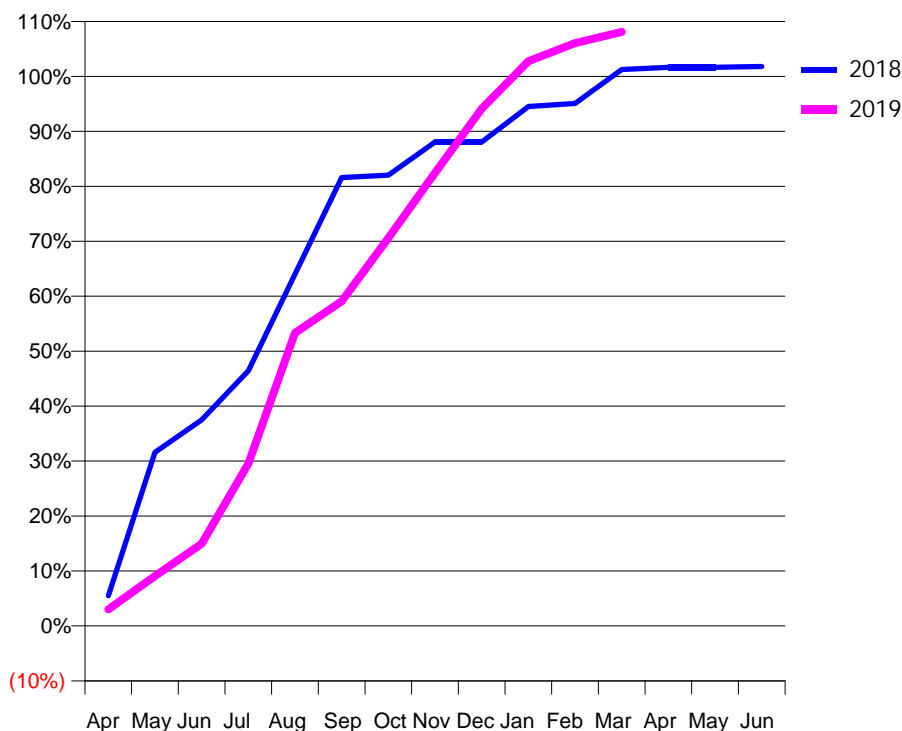
### Q66 - Vital Signs Orthodontic At a Glance Contract Report for 324205/0001 - March 2019

Name or company name	MR DK BURGESS	18/19 Contracted general activity (UDA)	2,137
Contract type name	GDS Contract	Carry forward general activity (UDA)	0
Purpose of contract	General and Orthodontic	18/19 Contracted orthodontic activity (UOA)	728
Contract start date	01/04/2006	Carry forward orthodontic activity (UOA)	0
Contract end date		Baseline contract value	£106,611.85

ACCESS	Contract	England and Wales
24 month ratio of assessments to patient IDs	1.01	1.08

ACTIVITY	Contract
Contract assess and fit appliances (case starts) as a percentage of Area Team case starts	0.7 %

Cumulative percentage of contracted UOA delivered 2018 & 2019



Month	Adjusted Scheduled Activity (UOA)		
	2017	2018	2019
April	21	40	22
May	23	230	66
June	48	273	109
July	281	338	215
August	345	466	388
September	345	594	430
October	409	597	514
November	473	641	600
December	494	641	685
January	497	688	748
February	524	692	772
March	700	737	787
April	722	740	
May	723	740	
June	723	741	

#### QUANTITY METRICS (rolling 12 month period)

	Contract Quantity	Contract Base Number	Contract *	Area Team	Region	England
% of all assessments that were assess and fit appliances (case starts)	36	81	44.4%	57.3%	58.6%	59.2%
% of all assessments that were assess and refuse	42	81	51.9%	11.5%	11.7%	12.0%
% of all assessments that were assess and review	3	81	3.7%	31.2%	29.7%	28.8%
% of case starts with a reported IOTN of 3 and Aesthetic Component of 5 or below	0	36	<i>N/A</i>	0.1%	0.2%	0.1%
% of case starts with a reported IOTN of 3 and Aesthetic Component of 6 or above	1	36	2.8%	3.1%	3.2%	3.9%
% of case starts with a reported IOTN of 4	25	36	69.4%	75.9%	77.5%	77.6%
% of case starts with a reported IOTN of 5	10	36	27.8%	19.9%	17.2%	16.7 %
% of concluded courses in receipt of dual-arch fixed appliances	16	37	43.2%	74.1%	70.6%	72.9%
% of concluded courses where treatment was abandoned or discontinued	0	37	0.0%	11.4%	9.2%	8.7%
% of patients satisfied with the treatment they have received	0	0	<i>N/A</i>	97.4%	96.4%	95.7%

\* Figures in italics indicate that the base number is less than 100.

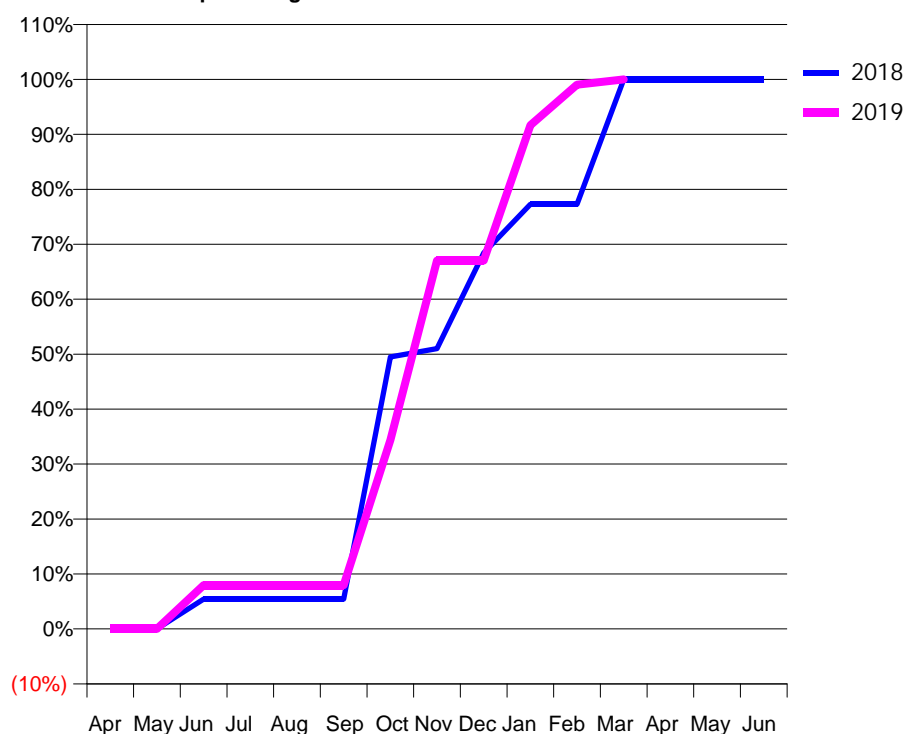
### Q66 - Vital Signs Orthodontic At a Glance Contract Report for 332941/0001 - March 2019

Name or company name	MR JF STEYN	18/19 Contracted general activity (UDA)	0
Contract type name	PDS Contract	Carry forward general activity (UDA)	0
Purpose of contract	Orthodontic	18/19 Contracted orthodontic activity (UOA)	4,297
Contract start date	01/04/2006	Carry forward orthodontic activity (UOA)	0
Contract end date	31/03/2019	Baseline contract value	£292,461.49

ACCESS	Contract	England and Wales
24 month ratio of assessments to patient IDs	1.04	1.08

ACTIVITY	Contract
Contract assess and fit appliances (case starts) as a percentage of Area Team case starts	3.7 %

Cumulative percentage of contracted UOA delivered 2018 & 2019



Month	Adjusted Scheduled Activity (UOA)		
	2017	2018	2019
April	0	0	0
May	0	0	0
June	214	234	343
July	806	234	343
August	1,356	234	343
September	1,823	234	343
October	2,356	2,127	1,477
November	2,356	2,191	2,881
December	2,356	2,940	2,881
January	3,478	3,321	3,939
February	3,478	3,321	4,255
March	4,298	4,297	4,297
April	4,298	4,297	
May	4,298	4,297	
June	4,298	4,297	

#### QUANTITY METRICS (rolling 12 month period)

	Contract Quantity	Contract Base Number	Contract *	Area Team	Region	England
% of all assessments that were assess and fit appliances (case starts)	197	378	52.1%	57.3%	58.6%	59.2%
% of all assessments that were assess and refuse	63	378	16.7%	11.5%	11.7%	12.0%
% of all assessments that were assess and review	118	378	31.2%	31.2%	29.7%	28.8%
% of case starts with a reported IOTN of 3 and Aesthetic Component of 5 or below	0	197	N/A	0.1%	0.2%	0.1%
% of case starts with a reported IOTN of 3 and Aesthetic Component of 6 or above	0	197	N/A	3.1%	3.2%	3.9%
% of case starts with a reported IOTN of 4	166	197	84.3%	75.9%	77.5%	77.6%
% of case starts with a reported IOTN of 5	31	197	15.7%	19.9%	17.2%	16.7 %
% of concluded courses in receipt of dual-arch fixed appliances	137	275	49.8%	74.1%	70.6%	72.9%
% of concluded courses where treatment was abandoned or discontinued	46	275	16.7%	11.4%	9.2%	8.7%
% of patients satisfied with the treatment they have received	3	3	100.0%	97.4%	96.4%	95.7%

\* Figures in italics indicate that the base number is less than 100.

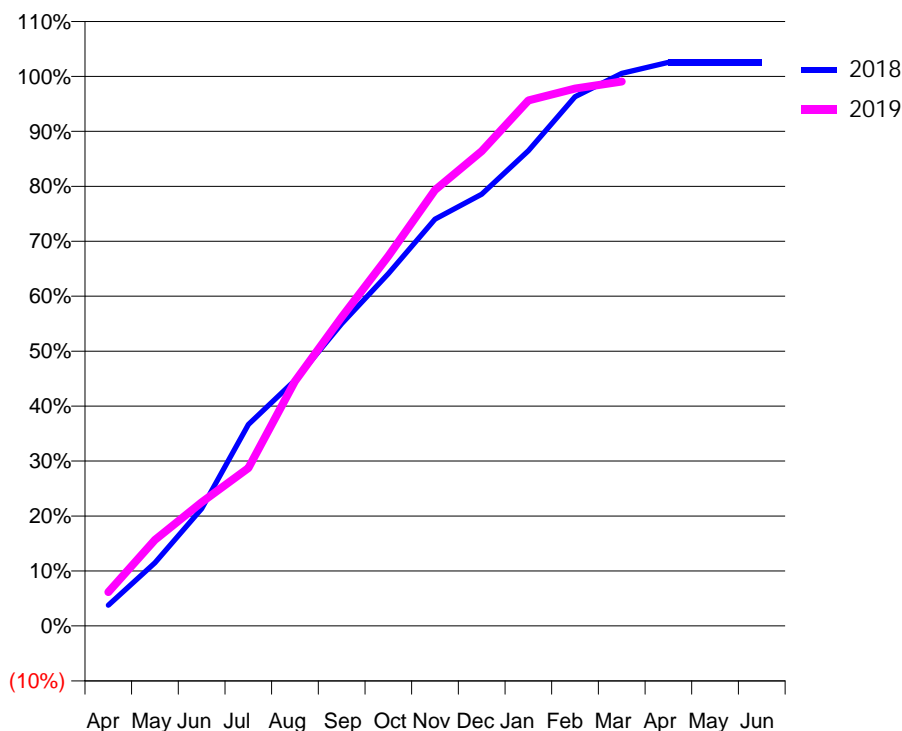
### Q66 - Vital Signs Orthodontic At a Glance Contract Report for 338869/0001 - March 2019

Name or company name	MR JR MACHELL	18/19 Contracted general activity (UDA)	0
Contract type name	PDS Contract	Carry forward general activity (UDA)	0
Purpose of contract	Orthodontic	18/19 Contracted orthodontic activity (UOA)	4,528
Contract start date	01/04/2006	Carry forward orthodontic activity (UOA)	0
Contract end date	31/03/2019	Baseline contract value	£301,997.44

ACCESS	Contract	England and Wales
24 month ratio of assessments to patient IDs	1.01	1.08

ACTIVITY	Contract
Contract assess and fit appliances (case starts) as a percentage of Area Team case starts	3.9 %

Cumulative percentage of contracted UOA delivered 2018 & 2019



Month	Adjusted Scheduled Activity (UOA)		
	2017	2018	2019
April	363	171	278
May	796	520	709
June	1,131	966	1,019
July	1,921	1,660	1,302
August	2,286	2,023	2,016
September	2,760	2,490	2,544
October	3,360	2,903	3,049
November	3,807	3,351	3,592
December	4,051	3,557	3,912
January	4,377	3,916	4,330
February	4,556	4,360	4,428
March	4,606	4,553	4,486
April	4,611	4,643	
May	4,611	4,643	
June	4,611	4,643	

#### QUANTITY METRICS (rolling 12 month period)

	Contract Quantity	Contract Base Number	Contract *	Area Team	Region	England
% of all assessments that were assess and fit appliances (case starts)	207	469	44.1%	57.3%	58.6%	59.2%
% of all assessments that were assess and refuse	49	469	10.4%	11.5%	11.7%	12.0%
% of all assessments that were assess and review	213	469	45.4%	31.2%	29.7%	28.8%
% of case starts with a reported IOTN of 3 and Aesthetic Component of 5 or below	0	207	N/A	0.1%	0.2%	0.1%
% of case starts with a reported IOTN of 3 and Aesthetic Component of 6 or above	2	207	1.0%	3.1%	3.2%	3.9%
% of case starts with a reported IOTN of 4	167	207	80.7%	75.9%	77.5%	77.6%
% of case starts with a reported IOTN of 5	37	207	17.9%	19.9%	17.2%	16.7 %
% of concluded courses in receipt of dual-arch fixed appliances	214	240	89.2%	74.1%	70.6%	72.9%
% of concluded courses where treatment was abandoned or discontinued	17	240	7.1%	11.4%	9.2%	8.7%
% of patients satisfied with the treatment they have received	4	4	100.0%	97.4%	96.4%	95.7%

\* Figures in italics indicate that the base number is less than 100.



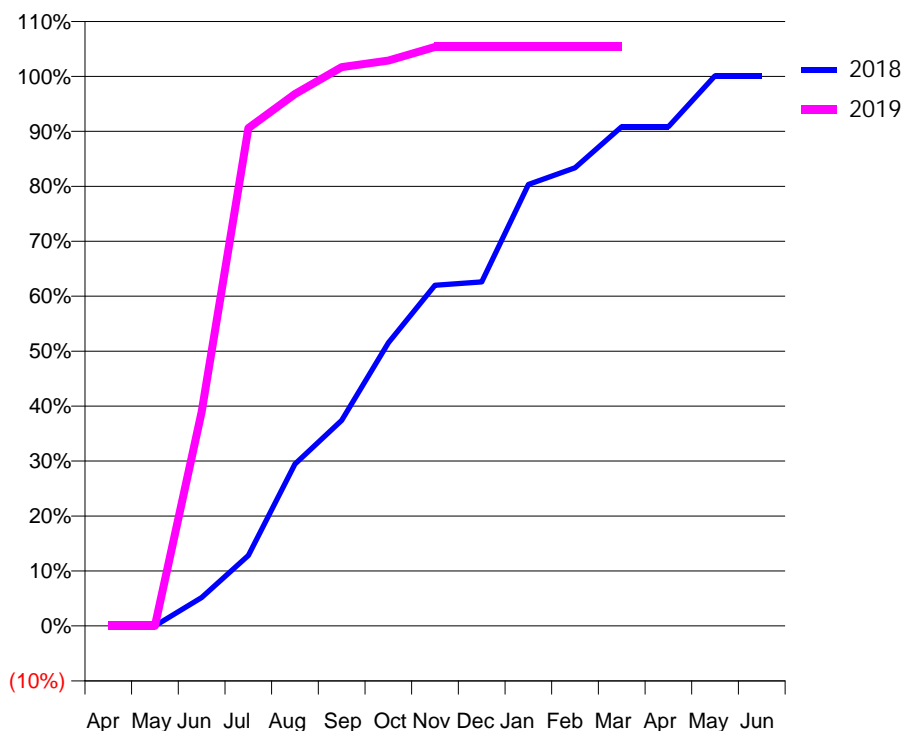
### Q66 - Vital Signs Orthodontic At a Glance Contract Report for 570370/0001 - March 2019

Name or company name	MISS SC COOPER	18/19 Contracted general activity (UDA)	0
Contract type name	PDS Contract	Carry forward general activity (UDA)	0
Purpose of contract	Orthodontic	18/19 Contracted orthodontic activity (UOA)	1,740
Contract start date	01/08/2006	Carry forward orthodontic activity (UOA)	0
Contract end date	30/09/2018	Baseline contract value	£110,266.62

ACCESS	Contract	England and Wales
24 month ratio of assessments to patient IDs	1.04	1.08

ACTIVITY	Contract
Contract assess and fit appliances (case starts) as a percentage of Area Team case starts	1.9 %

Cumulative percentage of contracted UOA delivered 2018 & 2019



Month	Adjusted Scheduled Activity (UOA)		
	2017	2018	2019
April	0	0	0
May	26	0	0
June	26	180	678
July	263	446	1,576
August	263	1,025	1,684
September	1,102	1,302	1,769
October	1,258	1,793	1,790
November	2,024	2,157	1,833
December	2,359	2,178	1,833
January	2,503	2,796	1,833
February	2,834	2,901	1,833
March	3,164	3,161	1,833
April	3,422	3,161	
May	3,528	3,484	
June	3,528	3,484	

### QUANTITY METRICS (rolling 12 month period)

	Contract Quantity	Contract Base Number	Contract *	Area Team	Region	England
% of all assessments that were assess and fit appliances (case starts)	100	156	64.1%	57.3%	58.6%	59.2%
% of all assessments that were assess and refuse	7	156	4.5%	11.5%	11.7%	12.0%
% of all assessments that were assess and review	49	156	31.4%	31.2%	29.7%	28.8%
% of case starts with a reported IOTN of 3 and Aesthetic Component of 5 or below	0	100	N/A	0.1%	0.2%	0.1%
% of case starts with a reported IOTN of 3 and Aesthetic Component of 6 or above	14	100	14.0%	3.1%	3.2%	3.9%
% of case starts with a reported IOTN of 4	57	100	57.0%	75.9%	77.5%	77.6%
% of case starts with a reported IOTN of 5	28	100	28.0%	19.9%	17.2%	16.7 %
% of concluded courses in receipt of dual-arch fixed appliances	68	75	90.7%	74.1%	70.6%	72.9%
% of concluded courses where treatment was abandoned or discontinued	5	75	6.7%	11.4%	9.2%	8.7%
% of patients satisfied with the treatment they have received	3	3	100.0%	97.4%	96.4%	95.7%

\* Figures in italics indicate that the base number is less than 100.

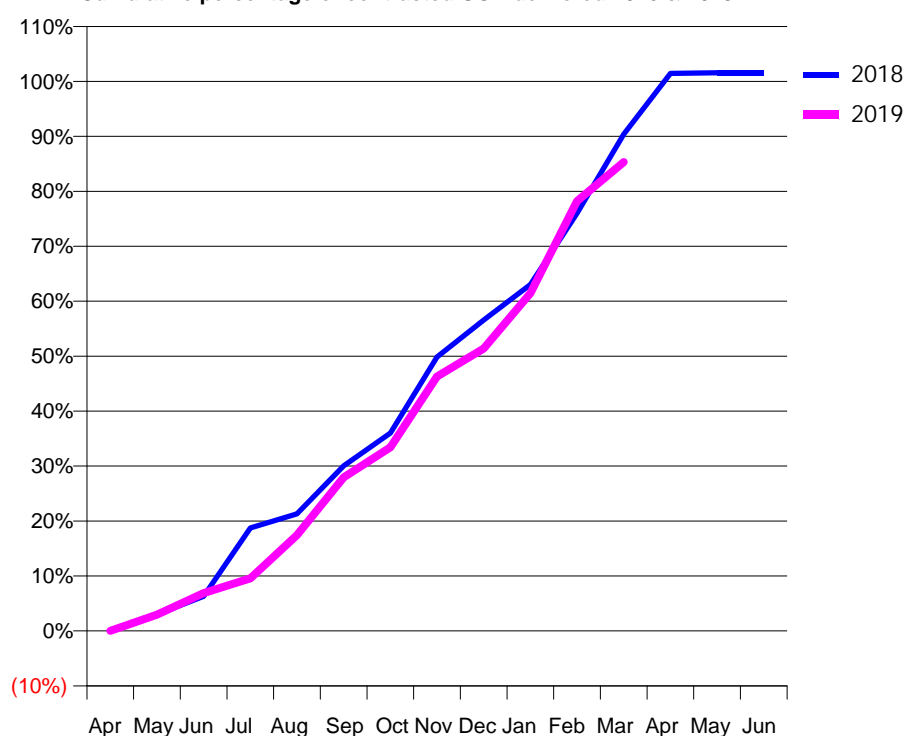
### Q66 - Vital Signs Orthodontic At a Glance Contract Report for 634891/0001 - March 2019

Name or company name	MISS JE LEWIS	18/19 Contracted general activity (UDA)	0
Contract type name	PDS Contract	Carry forward general activity (UDA)	0
Purpose of contract	Orthodontic	18/19 Contracted orthodontic activity (UOA)	2,540
Contract start date	01/04/2006	Carry forward orthodontic activity (UOA)	0
Contract end date	31/03/2019	Baseline contract value	£169,420.93

ACCESS	Contract	England and Wales
24 month ratio of assessments to patient IDs	1.14	1.08

ACTIVITY	Contract
Contract assess and fit appliances (case starts) as a percentage of Area Team case starts	2.2 %

Cumulative percentage of contracted UOA delivered 2018 & 2019



Month	Adjusted Scheduled Activity (UOA)		
	2017	2018	2019
April	-50	0	0
May	67	76	75
June	201	160	175
July	226	476	243
August	353	541	443
September	463	763	710
October	619	915	849
November	777	1,266	1,176
December	933	1,437	1,305
January	1,125	1,601	1,561
February	1,616	1,930	1,986
March	2,314	2,296	2,167
April	2,627	2,577	
May	2,648	2,580	
June	2,648	2,580	

#### QUANTITY METRICS (rolling 12 month period)

	Contract Quantity	Contract Base Number	Contract *	Area Team	Region	England
% of all assessments that were assess and fit appliances (case starts)	116	246	47.2%	57.3%	58.6%	59.2%
% of all assessments that were assess and refuse	68	246	27.6%	11.5%	11.7%	12.0%
% of all assessments that were assess and review	62	246	25.2%	31.2%	29.7%	28.8%
% of case starts with a reported IOTN of 3 and Aesthetic Component of 5 or below	0	116	N/A	0.1%	0.2%	0.1%
% of case starts with a reported IOTN of 3 and Aesthetic Component of 6 or above	1	116	0.9%	3.1%	3.2%	3.9%
% of case starts with a reported IOTN of 4	95	116	81.9%	75.9%	77.5%	77.6%
% of case starts with a reported IOTN of 5	15	116	12.9%	19.9%	17.2%	16.7 %
% of concluded courses in receipt of dual-arch fixed appliances	0	211	N/A	74.1%	70.6%	72.9%
% of concluded courses where treatment was abandoned or discontinued	50	211	23.7%	11.4%	9.2%	8.7%
% of patients satisfied with the treatment they have received	2	3	66.7%	97.4%	96.4%	95.7%

\* Figures in italics indicate that the base number is less than 100.

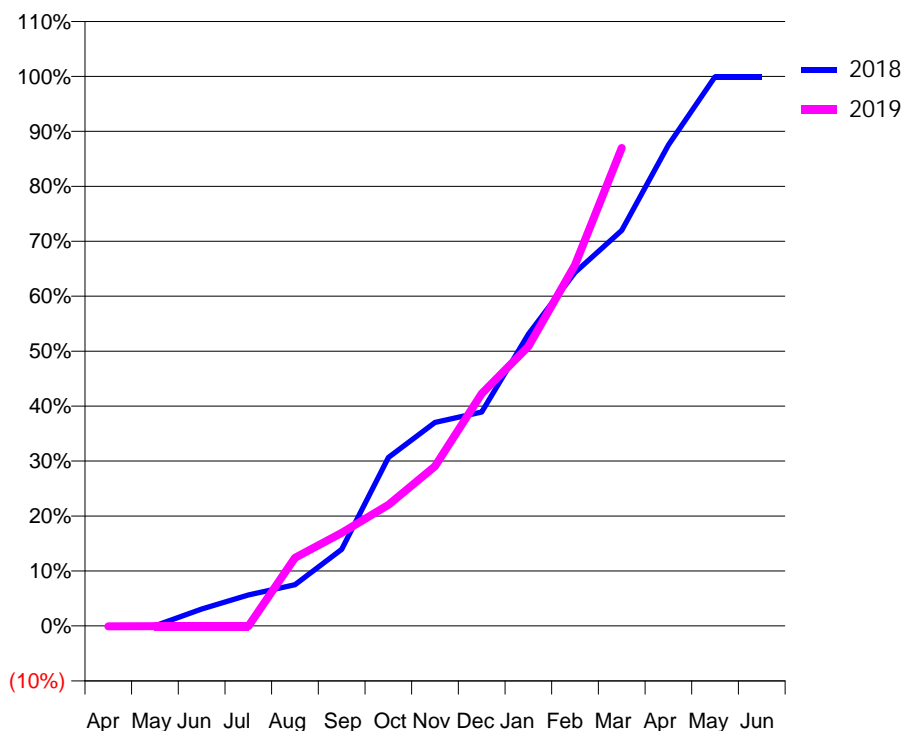
### Q66 - Vital Signs Orthodontic At a Glance Contract Report for 642363/0001 - March 2019

Name or company name	MISS PM TEBBETT	18/19 Contracted general activity (UDA)	0
Contract type name	PDS Contract	Carry forward general activity (UDA)	0
Purpose of contract	Orthodontic	18/19 Contracted orthodontic activity (UOA)	3,414
Contract start date	01/04/2006	Carry forward orthodontic activity (UOA)	3
Contract end date	31/03/2019	Baseline contract value	£240,905.24

ACCESS	Contract	England and Wales
24 month ratio of assessments to patient IDs	1.01	1.08

ACTIVITY	Contract
Contract assess and fit appliances (case starts) as a percentage of Area Team case starts	3.5 %

Cumulative percentage of contracted UOA delivered 2018 & 2019



Month	Adjusted Scheduled Activity (UOA)		
	2017	2018	2019
April	0	0	-3
May	0	0	-2
June	106	105	-2
July	362	193	-2
August	454	256	423
September	454	476	578
October	1,151	1,047	752
November	1,365	1,265	992
December	1,747	1,329	1,443
January	2,083	1,813	1,737
February	2,104	2,196	2,242
March	2,676	2,458	2,970
April	3,390	2,988	
May	3,432	3,411	
June	3,432	3,411	

#### QUANTITY METRICS (rolling 12 month period)

	Contract Quantity	Contract Base Number	Contract *	Area Team	Region	England
% of all assessments that were assess and fit appliances (case starts)	186	329	56.5%	57.3%	58.6%	59.2%
% of all assessments that were assess and refuse	86	329	26.1%	11.5%	11.7%	12.0%
% of all assessments that were assess and review	57	329	17.3%	31.2%	29.7%	28.8%
% of case starts with a reported IOTN of 3 and Aesthetic Component of 5 or below	0	186	N/A	0.1%	0.2%	0.1%
% of case starts with a reported IOTN of 3 and Aesthetic Component of 6 or above	2	186	1.1%	3.1%	3.2%	3.9%
% of case starts with a reported IOTN of 4	150	186	80.6%	75.9%	77.5%	77.6%
% of case starts with a reported IOTN of 5	34	186	18.3%	19.9%	17.2%	16.7 %
% of concluded courses in receipt of dual-arch fixed appliances	161	225	71.6%	74.1%	70.6%	72.9%
% of concluded courses where treatment was abandoned or discontinued	19	225	8.4%	11.4%	9.2%	8.7%
% of patients satisfied with the treatment they have received	4	4	100.0%	97.4%	96.4%	95.7%

\* Figures in italics indicate that the base number is less than 100.

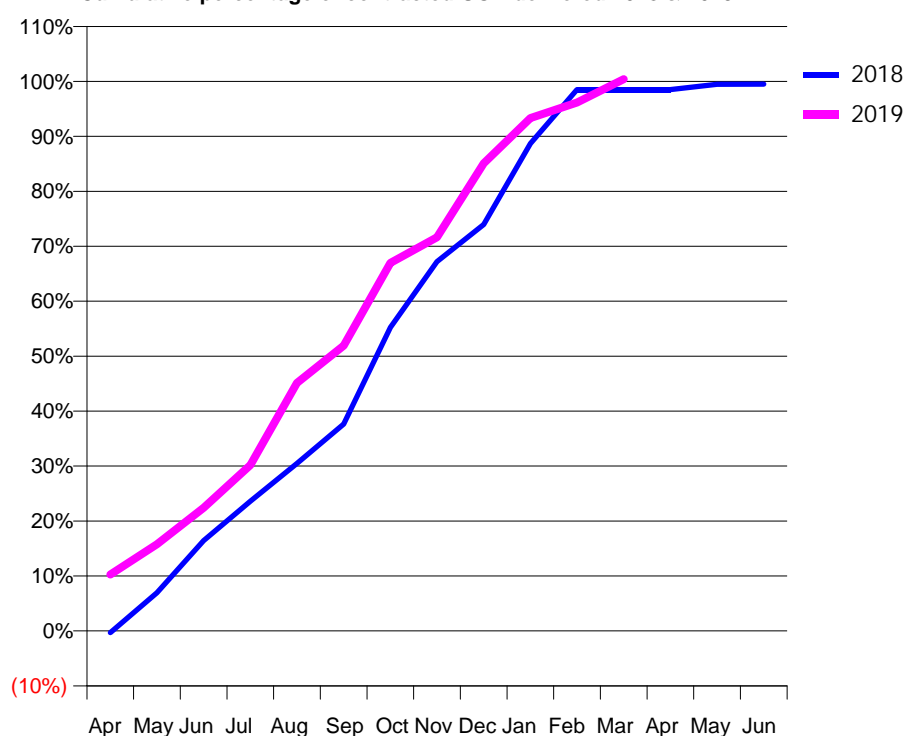
### Q66 - Vital Signs Orthodontic At a Glance Contract Report for 731862/0001 - March 2019

Name or company name	MR SJ MORRIS	18/19 Contracted general activity (UDA)	0
Contract type name	PDS Contract	Carry forward general activity (UDA)	0
Purpose of contract	Orthodontic	18/19 Contracted orthodontic activity (UOA)	4,447
Contract start date	01/04/2006	Carry forward orthodontic activity (UOA)	22
Contract end date	31/03/2019	Baseline contract value	£313,997.33

ACCESS	Contract	England and Wales
24 month ratio of assessments to patient IDs	1.04	1.08

ACTIVITY	Contract
Contract assess and fit appliances (case starts) as a percentage of Area Team case starts	3.9 %

Cumulative percentage of contracted UOA delivered 2018 & 2019



Month	Adjusted Scheduled Activity (UOA)		
	2017	2018	2019
April	0	-15	457
May	0	309	701
June	519	731	997
July	796	1,049	1,342
August	1,268	1,356	2,007
September	1,526	1,674	2,309
October	1,788	2,457	2,978
November	2,091	2,989	3,186
December	2,572	3,289	3,783
January	3,005	3,944	4,149
February	3,521	4,381	4,275
March	4,149	4,381	4,465
April	4,431	4,381	
May	4,431	4,423	
June	4,432	4,425	

### QUANTITY METRICS (rolling 12 month period)

	Contract Quantity	Contract Base Number	Contract *	Area Team	Region	England
% of all assessments that were assess and fit appliances (case starts)	209	376	55.6%	57.3%	58.6%	59.2%
% of all assessments that were assess and refuse	25	376	6.6%	11.5%	11.7%	12.0%
% of all assessments that were assess and review	142	376	37.8%	31.2%	29.7%	28.8%
% of case starts with a reported IOTN of 3 and Aesthetic Component of 5 or below	2	209	1.0%	0.1%	0.2%	0.1%
% of case starts with a reported IOTN of 3 and Aesthetic Component of 6 or above	2	209	1.0%	3.1%	3.2%	3.9%
% of case starts with a reported IOTN of 4	143	209	68.4%	75.9%	77.5%	77.6%
% of case starts with a reported IOTN of 5	62	209	29.7%	19.9%	17.2%	16.7 %
% of concluded courses in receipt of dual-arch fixed appliances	220	247	89.1%	74.1%	70.6%	72.9%
% of concluded courses where treatment was abandoned or discontinued	25	247	10.1%	11.4%	9.2%	8.7%
% of patients satisfied with the treatment they have received	2	2	100.0%	97.4%	96.4%	95.7%

\* Figures in italics indicate that the base number is less than 100.

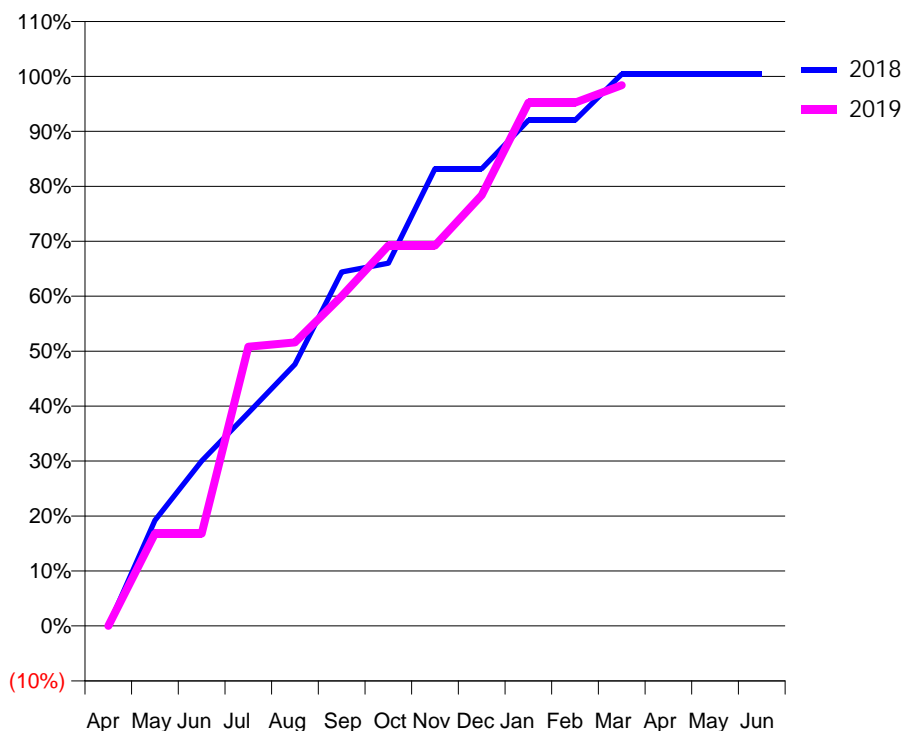
### Q66 - Vital Signs Orthodontic At a Glance Contract Report for 738964/0001 - March 2019

Name or company name	MR PA BALDWIN	18/19 Contracted general activity (UDA)	1,815
Contract type name	GDS Contract	Carry forward general activity (UDA)	-36
Purpose of contract	General and Orthodontic	18/19 Contracted orthodontic activity (UOA)	250
Contract start date	01/06/2014	Carry forward orthodontic activity (UOA)	0
Contract end date		Baseline contract value	£63,192.13

ACCESS	Contract	England and Wales
24 month ratio of assessments to patient IDs	1.02	1.08

ACTIVITY	Contract
Contract assess and fit appliances (case starts) as a percentage of Area Team case starts	0.2 %

Cumulative percentage of contracted UOA delivered 2018 & 2019



Month	Adjusted Scheduled Activity (UOA)		
	2017	2018	2019
April	56	0	0
May	56	48	42
June	59	75	42
July	122	97	127
August	122	119	129
September	187	161	150
October	210	165	173
November	210	208	173
December	211	208	196
January	211	230	238
February	253	230	238
March	253	251	246
April	253	251	
May	253	251	
June	253	251	

#### QUANTITY METRICS (rolling 12 month period)

	Contract Quantity	Contract Base Number	Contract *	Area Team	Region	England
% of all assessments that were assess and fit appliances (case starts)	12	24	50.0%	57.3%	58.6%	59.2%
% of all assessments that were assess and refuse	4	24	16.7%	11.5%	11.7%	12.0%
% of all assessments that were assess and review	8	24	33.3%	31.2%	29.7%	28.8%
% of case starts with a reported IOTN of 3 and Aesthetic Component of 5 or below	0	12	<i>N/A</i>	0.1%	0.2%	0.1%
% of case starts with a reported IOTN of 3 and Aesthetic Component of 6 or above	0	12	<i>N/A</i>	3.1%	3.2%	3.9%
% of case starts with a reported IOTN of 4	10	12	83.3%	75.9%	77.5%	77.6%
% of case starts with a reported IOTN of 5	2	12	16.7%	19.9%	17.2%	16.7 %
% of concluded courses in receipt of dual-arch fixed appliances	2	5	40.0%	74.1%	70.6%	72.9%
% of concluded courses where treatment was abandoned or discontinued	1	5	20.0%	11.4%	9.2%	8.7%
% of patients satisfied with the treatment they have received	0	0	<i>N/A</i>	97.4%	96.4%	95.7%

\* Figures in italics indicate that the base number is less than 100.

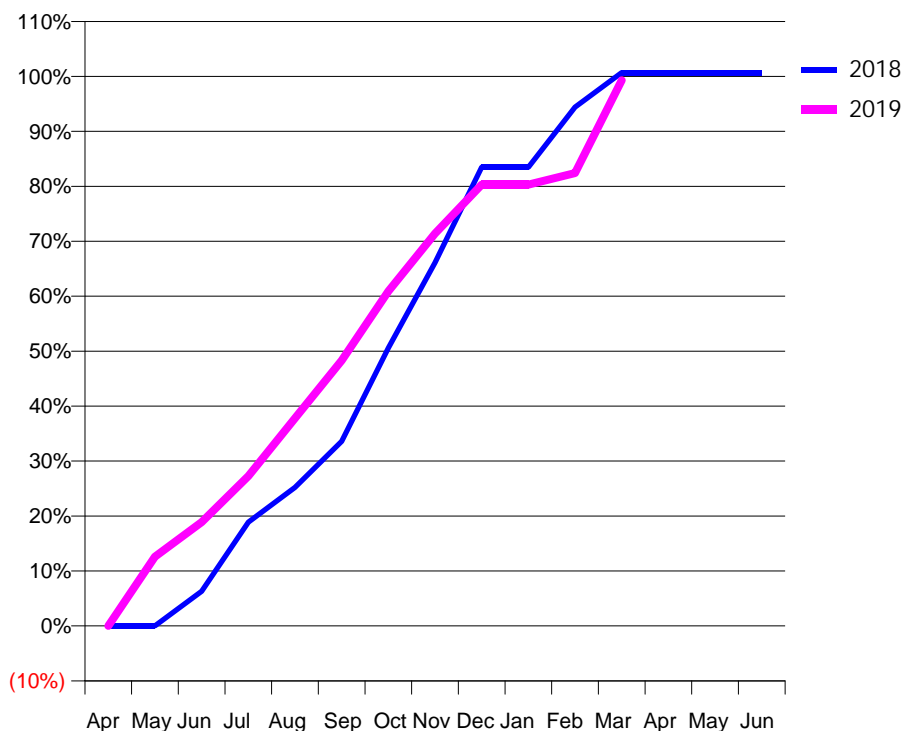
### Q66 - Vital Signs Orthodontic At a Glance Contract Report for 762520/0001 - March 2019

Name or company name	Castle View Dental Practice	18/19 Contracted general activity (UDA)	31,724
Contract type name	Pilot Contract	Carry forward general activity (UDA)	0
Purpose of contract	General and Orthodontic	18/19 Contracted orthodontic activity (UOA)	1,000
Contract start date	01/09/2013	Carry forward orthodontic activity (UOA)	0
Contract end date		Baseline contract value	£1,058,951.56

ACCESS	Contract	England and Wales
24 month ratio of assessments to patient IDs	1.00	1.08

ACTIVITY	Contract
Contract assess and fit appliances (case starts) as a percentage of Area Team case starts	0.9 %

Cumulative percentage of contracted UOA delivered 2018 & 2019



Month	Adjusted Scheduled Activity (UOA)		
	2017	2018	2019
April	0	0	0
May	21	0	126
June	168	63	189
July	357	189	273
August	483	252	378
September	567	336	483
October	634	506	609
November	697	661	714
December	907	835	803
January	911	835	803
February	933	944	824
March	1,001	1,007	993
April	1,001	1,007	
May	1,001	1,007	
June	1,001	1,007	

#### QUANTITY METRICS (rolling 12 month period)

	Contract Quantity	Contract Base Number	Contract *	Area Team	Region	England
% of all assessments that were assess and fit appliances (case starts)	48	50	96.0%	57.3%	58.6%	59.2%
% of all assessments that were assess and refuse	2	50	4.0%	11.5%	11.7%	12.0%
% of all assessments that were assess and review	0	50	0.0%	31.2%	29.7%	28.8%
% of case starts with a reported IOTN of 3 and Aesthetic Component of 5 or below	0	48	N/A	0.1%	0.2%	0.1%
% of case starts with a reported IOTN of 3 and Aesthetic Component of 6 or above	2	48	4.2%	3.1%	3.2%	3.9%
% of case starts with a reported IOTN of 4	39	48	81.3%	75.9%	77.5%	77.6%
% of case starts with a reported IOTN of 5	7	48	14.6%	19.9%	17.2%	16.7 %
% of concluded courses in receipt of dual-arch fixed appliances	44	54	81.5%	74.1%	70.6%	72.9%
% of concluded courses where treatment was abandoned or discontinued	6	54	11.1%	11.4%	9.2%	8.7%
% of patients satisfied with the treatment they have received	1	2	50.0%	97.4%	96.4%	95.7%

\* Figures in italics indicate that the base number is less than 100.

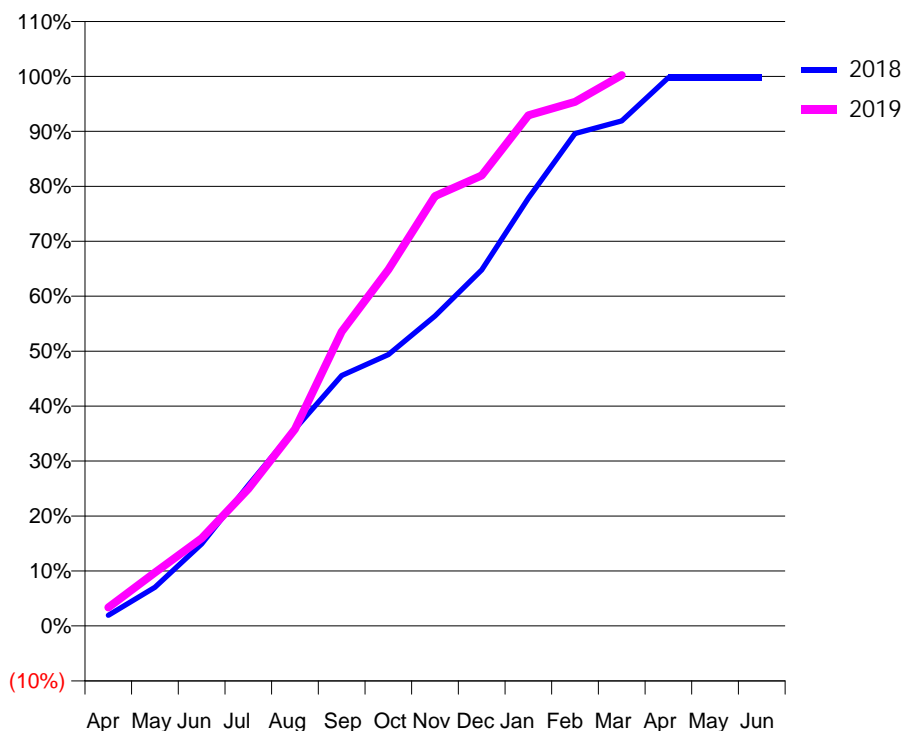
### Q66 - Vital Signs Orthodontic At a Glance Contract Report for 833533/0001 - March 2019

Name or company name	MR A GREEN	18/19 Contracted general activity (UDA)	0
Contract type name	PDS Contract	Carry forward general activity (UDA)	0
Purpose of contract	Orthodontic	18/19 Contracted orthodontic activity (UOA)	4,528
Contract start date	01/04/2006	Carry forward orthodontic activity (UOA)	0
Contract end date	31/03/2019	Baseline contract value	£301,997.44

ACCESS	Contract	England and Wales
24 month ratio of assessments to patient IDs	1.00	1.08

ACTIVITY	Contract
Contract assess and fit appliances (case starts) as a percentage of Area Team case starts	4.2 %

Cumulative percentage of contracted UOA delivered 2018 & 2019



Month	Adjusted Scheduled Activity (UOA)		
	2017	2018	2019
April	40	88	152
May	460	319	440
June	691	676	723
July	1,027	1,160	1,129
August	1,409	1,622	1,621
September	1,619	2,063	2,424
October	1,871	2,235	2,935
November	2,318	2,554	3,541
December	2,811	2,933	3,711
January	3,189	3,526	4,207
February	3,735	4,056	4,318
March	4,283	4,161	4,537
April	4,535	4,519	
May	4,535	4,519	
June	4,535	4,519	

#### QUANTITY METRICS (rolling 12 month period)

	Contract Quantity	Contract Base Number	Contract *	Area Team	Region	England
% of all assessments that were assess and fit appliances (case starts)	223	469	47.5%	57.3%	58.6%	59.2%
% of all assessments that were assess and refuse	93	469	19.8%	11.5%	11.7%	12.0%
% of all assessments that were assess and review	153	469	32.6%	31.2%	29.7%	28.8%
% of case starts with a reported IOTN of 3 and Aesthetic Component of 5 or below	0	223	N/A	0.1%	0.2%	0.1%
% of case starts with a reported IOTN of 3 and Aesthetic Component of 6 or above	0	223	N/A	3.1%	3.2%	3.9%
% of case starts with a reported IOTN of 4	175	223	78.5%	75.9%	77.5%	77.6%
% of case starts with a reported IOTN of 5	46	223	20.6%	19.9%	17.2%	16.7 %
% of concluded courses in receipt of dual-arch fixed appliances	258	295	87.5%	74.1%	70.6%	72.9%
% of concluded courses where treatment was abandoned or discontinued	18	295	6.1%	11.4%	9.2%	8.7%
% of patients satisfied with the treatment they have received	8	8	100.0%	97.4%	96.4%	95.7%

\* Figures in italics indicate that the base number is less than 100.

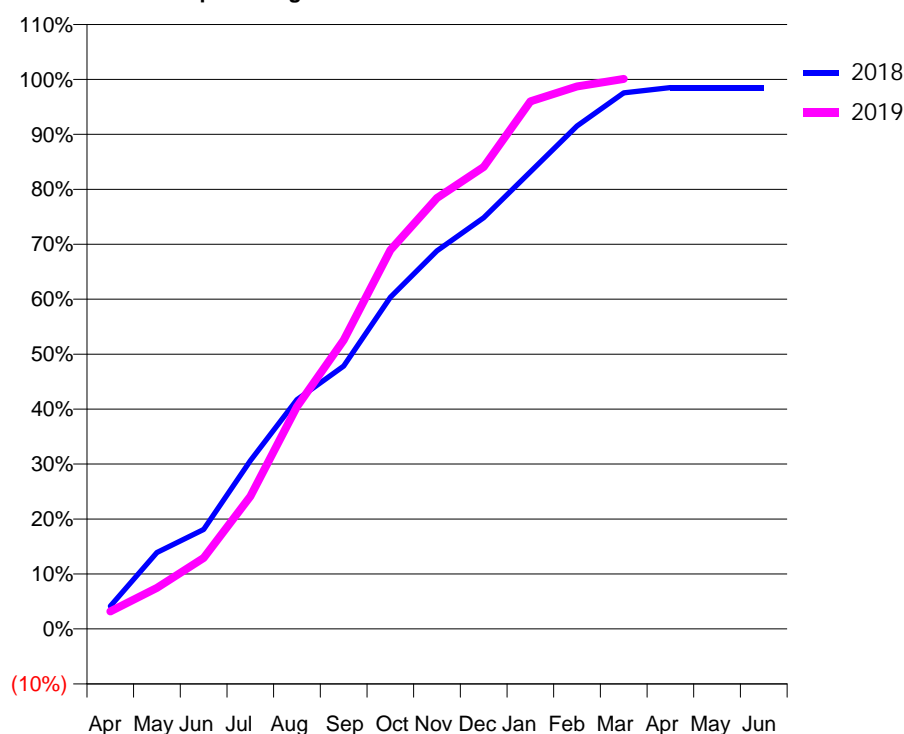
### Q66 - Vital Signs Orthodontic At a Glance Contract Report for 916498/0001 - March 2019

Name or company name	MR RA SNELGROVE	18/19 Contracted general activity (UDA)	0
Contract type name	PDS Contract	Carry forward general activity (UDA)	0
Purpose of contract	Orthodontic	18/19 Contracted orthodontic activity (UOA)	4,529
Contract start date	01/04/2006	Carry forward orthodontic activity (UOA)	14
Contract end date	31/03/2019	Baseline contract value	£301,997.44

ACCESS	Contract	England and Wales
24 month ratio of assessments to patient IDs	1.00	1.08

ACTIVITY	Contract
Contract assess and fit appliances (case starts) as a percentage of Area Team case starts	3.9 %

Cumulative percentage of contracted UOA delivered 2018 & 2019



Month	Adjusted Scheduled Activity (UOA)		
	2017	2018	2019
April	592	189	145
May	1,243	630	338
June	1,772	819	585
July	1,982	1,386	1,093
August	2,507	1,890	1,832
September	2,952	2,167	2,380
October	3,225	2,734	3,123
November	3,603	3,116	3,552
December	3,796	3,389	3,807
January	4,069	3,767	4,347
February	4,237	4,145	4,470
March	4,363	4,418	4,532
April	4,405	4,462	
May	4,405	4,462	
June	4,405	4,462	

### QUANTITY METRICS (rolling 12 month period)

	Contract Quantity	Contract Base Number	Contract *	Area Team	Region	England
% of all assessments that were assess and fit appliances (case starts)	208	449	46.3%	57.3%	58.6%	59.2%
% of all assessments that were assess and refuse	109	449	24.3%	11.5%	11.7%	12.0%
% of all assessments that were assess and review	132	449	29.4%	31.2%	29.7%	28.8%
% of case starts with a reported IOTN of 3 and Aesthetic Component of 5 or below	0	208	N/A	0.1%	0.2%	0.1%
% of case starts with a reported IOTN of 3 and Aesthetic Component of 6 or above	0	208	N/A	3.1%	3.2%	3.9%
% of case starts with a reported IOTN of 4	170	208	81.7%	75.9%	77.5%	77.6%
% of case starts with a reported IOTN of 5	37	208	17.8%	19.9%	17.2%	16.7 %
% of concluded courses in receipt of dual-arch fixed appliances	179	198	90.4%	74.1%	70.6%	72.9%
% of concluded courses where treatment was abandoned or discontinued	10	198	5.1%	11.4%	9.2%	8.7%
% of patients satisfied with the treatment they have received	3	3	100.0%	97.4%	96.4%	95.7%

\* Figures in italics indicate that the base number is less than 100.



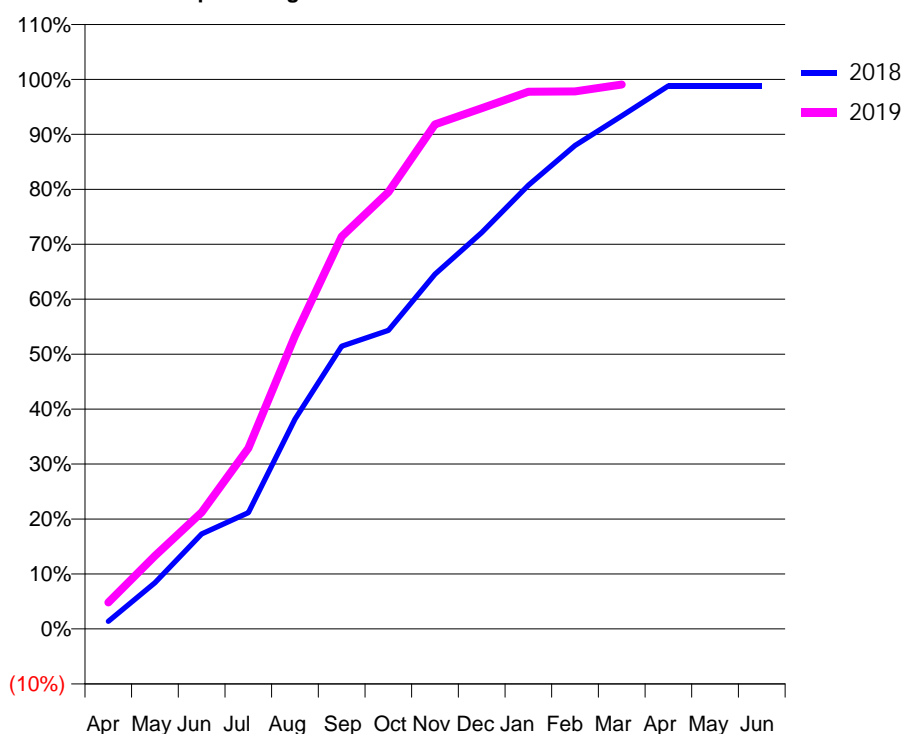
### Q66 - Vital Signs Orthodontic At a Glance Contract Report for 921181/0001 - March 2019

Name or company name	MISS J DAVIES	18/19 Contracted general activity (UDA)	0
Contract type name	PDS Contract	Carry forward general activity (UDA)	0
Purpose of contract	Orthodontic	18/19 Contracted orthodontic activity (UOA)	4,528
Contract start date	01/04/2006	Carry forward orthodontic activity (UOA)	0
Contract end date	31/03/2019	Baseline contract value	£301,997.44

ACCESS	Contract	England and Wales
24 month ratio of assessments to patient IDs	1.02	1.08

ACTIVITY	Contract
Contract assess and fit appliances (case starts) as a percentage of Area Team case starts	3.9 %

Cumulative percentage of contracted UOA delivered 2018 & 2019



Month	Adjusted Scheduled Activity (UOA)		
	2017	2018	2019
April	231	63	218
May	399	381	603
June	609	783	961
July	924	958	1,490
August	1,429	1,728	2,414
September	1,912	2,330	3,233
October	2,332	2,460	3,599
November	2,525	2,922	4,158
December	2,717	3,265	4,291
January	3,224	3,656	4,427
February	3,707	3,983	4,429
March	4,421	4,227	4,485
April	4,612	4,475	
May	4,612	4,475	
June	4,612	4,475	

### QUANTITY METRICS (rolling 12 month period)

	Contract Quantity	Contract Base Number	Contract *	Area Team	Region	England
% of all assessments that were assess and fit appliances (case starts)	210	553	38.0%	57.3%	58.6%	59.2%
% of all assessments that were assess and refuse	42	553	7.6%	11.5%	11.7%	12.0%
% of all assessments that were assess and review	301	553	54.4%	31.2%	29.7%	28.8%
% of case starts with a reported IOTN of 3 and Aesthetic Component of 5 or below	0	210	N/A	0.1%	0.2%	0.1%
% of case starts with a reported IOTN of 3 and Aesthetic Component of 6 or above	0	210	N/A	3.1%	3.2%	3.9%
% of case starts with a reported IOTN of 4	167	210	79.5%	75.9%	77.5%	77.6%
% of case starts with a reported IOTN of 5	42	210	20.0%	19.9%	17.2%	16.7 %
% of concluded courses in receipt of dual-arch fixed appliances	236	286	82.5%	74.1%	70.6%	72.9%
% of concluded courses where treatment was abandoned or discontinued	44	286	15.4%	11.4%	9.2%	8.7%
% of patients satisfied with the treatment they have received	4	4	100.0%	97.4%	96.4%	95.7%

\* Figures in italics indicate that the base number is less than 100.

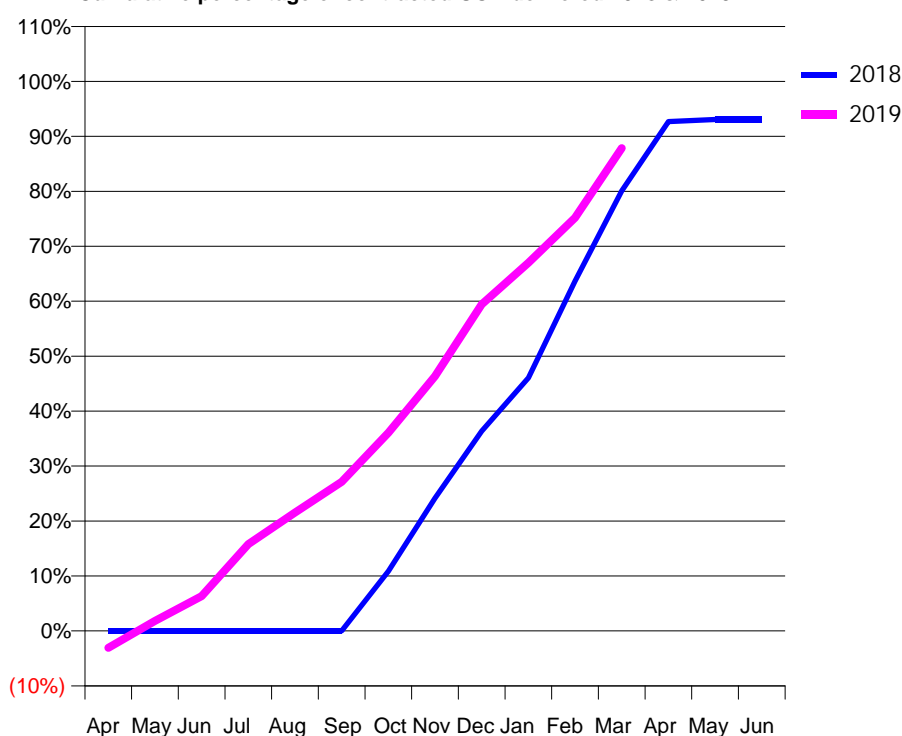
### Q67 - Vital Signs Orthodontic At a Glance Contract Report for 100487/0000 - March 2019

Name or company name	Mid Kent Orthodontics Limited	18/19 Contracted general activity (UDA)	0
Contract type name	PDS Contract	Carry forward general activity (UDA)	0
Purpose of contract	Orthodontic	18/19 Contracted orthodontic activity (UOA)	17,219
Contract start date	01/08/2017	Carry forward orthodontic activity (UOA)	601
Contract end date	31/03/2022	Baseline contract value	£1,009,702.95

ACCESS	Contract	England and Wales
24 month ratio of assessments to patient IDs	1.04	1.08

ACTIVITY	Contract
Contract assess and fit appliances (case starts) as a percentage of Area Team case starts	9.3 %

Cumulative percentage of contracted UOA delivered 2018 & 2019



Month	Adjusted Scheduled Activity (UOA)		
	2017	2018	2019
April	0	0	-533
May	0	0	316
June	0	0	1,091
July	0	0	2,722
August	0	0	3,709
September	0	0	4,675
October	0	1,250	6,210
November	0	2,772	7,983
December	0	4,175	10,230
January	0	5,286	11,533
February	0	7,305	12,948
March	0	9,191	15,124
April	0	10,639	
May	0	10,681	
June	0	10,681	

#### QUANTITY METRICS (rolling 12 month period)

	Contract Quantity	Contract Base Number	Contract *	Area Team	Region	England
% of all assessments that were assess and fit appliances (case starts)	799	1,324	60.3%	72.7%	58.6%	59.2%
% of all assessments that were assess and refuse	62	1,324	4.7%	6.9%	11.7%	12.0%
% of all assessments that were assess and review	463	1,324	35.0%	20.4%	29.7%	28.8%
% of case starts with a reported IOTN of 3 and Aesthetic Component of 5 or below	0	799	N/A	0.0%	0.2%	0.1%
% of case starts with a reported IOTN of 3 and Aesthetic Component of 6 or above	1	799	0.1%	2.2%	3.2%	3.9%
% of case starts with a reported IOTN of 4	643	799	80.5%	77.8%	77.5%	77.6%
% of case starts with a reported IOTN of 5	150	799	18.8%	18.2%	17.2%	16.7 %
% of concluded courses in receipt of dual-arch fixed appliances	513	583	88.0%	63.9%	70.6%	72.9%
% of concluded courses where treatment was abandoned or discontinued	39	583	6.7%	10.8%	9.2%	8.7%
% of patients satisfied with the treatment they have received	9	9	100.0%	95.0%	96.4%	95.7%

\* Figures in italics indicate that the base number is less than 100.

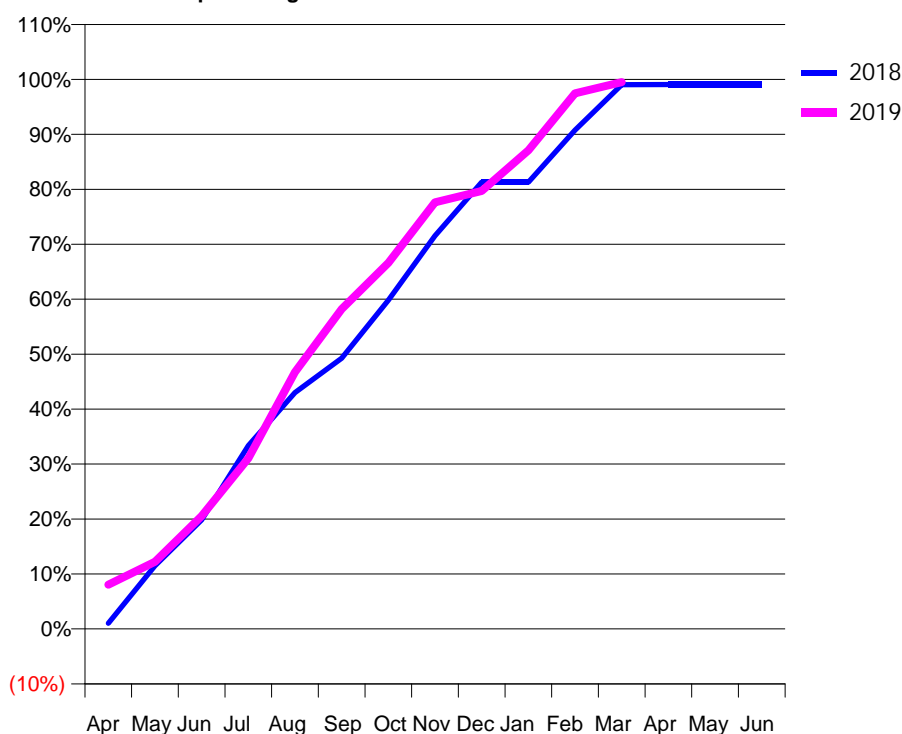
### Q67 - Vital Signs Orthodontic At a Glance Contract Report for 101281/0035 - March 2019

Name or company name	OASIS DENTAL CARE LTD	18/19 Contracted general activity (UDA)	7,549
Contract type name	GDS Contract	Carry forward general activity (UDA)	0
Purpose of contract	General and Orthodontic	18/19 Contracted orthodontic activity (UOA)	2,029
Contract start date	01/04/2006	Carry forward orthodontic activity (UOA)	19
Contract end date		Baseline contract value	£377,211.13

ACCESS	Contract	England and Wales
24 month ratio of assessments to patient IDs	1.04	1.08

ACTIVITY	Contract
Contract assess and fit appliances (case starts) as a percentage of Area Team case starts	1.1 %

Cumulative percentage of contracted UOA delivered 2018 & 2019



Month	Adjusted Scheduled Activity (UOA)		
	2017	2018	2019
April	170	21	163
May	317	233	248
June	359	403	417
July	464	677	630
August	675	872	948
September	802	1,000	1,181
October	991	1,214	1,352
November	1,227	1,452	1,575
December	1,311	1,649	1,617
January	1,564	1,649	1,767
February	1,658	1,841	1,977
March	1,858	2,009	2,019
April	2,008	2,010	
May	2,008	2,010	
June	2,007	2,010	

#### QUANTITY METRICS (rolling 12 month period)

	Contract Quantity	Contract Base Number	Contract *	Area Team	Region	England
% of all assessments that were assess and fit appliances (case starts)	97	134	72.4%	72.7%	58.6%	59.2%
% of all assessments that were assess and refuse	15	134	11.2%	6.9%	11.7%	12.0%
% of all assessments that were assess and review	22	134	16.4%	20.4%	29.7%	28.8%
% of case starts with a reported IOTN of 3 and Aesthetic Component of 5 or below	0	97	<i>N/A</i>	0.0%	0.2%	0.1%
% of case starts with a reported IOTN of 3 and Aesthetic Component of 6 or above	8	97	8.2%	2.2%	3.2%	3.9%
% of case starts with a reported IOTN of 4	66	97	68.0%	77.8%	77.5%	77.6%
% of case starts with a reported IOTN of 5	23	97	23.7%	18.2%	17.2%	16.7%
% of concluded courses in receipt of dual-arch fixed appliances	93	101	92.1%	63.9%	70.6%	72.9%
% of concluded courses where treatment was abandoned or discontinued	5	101	5.0%	10.8%	9.2%	8.7%
% of patients satisfied with the treatment they have received	3	3	100.0%	95.0%	96.4%	95.7%

\* Figures in italics indicate that the base number is less than 100.

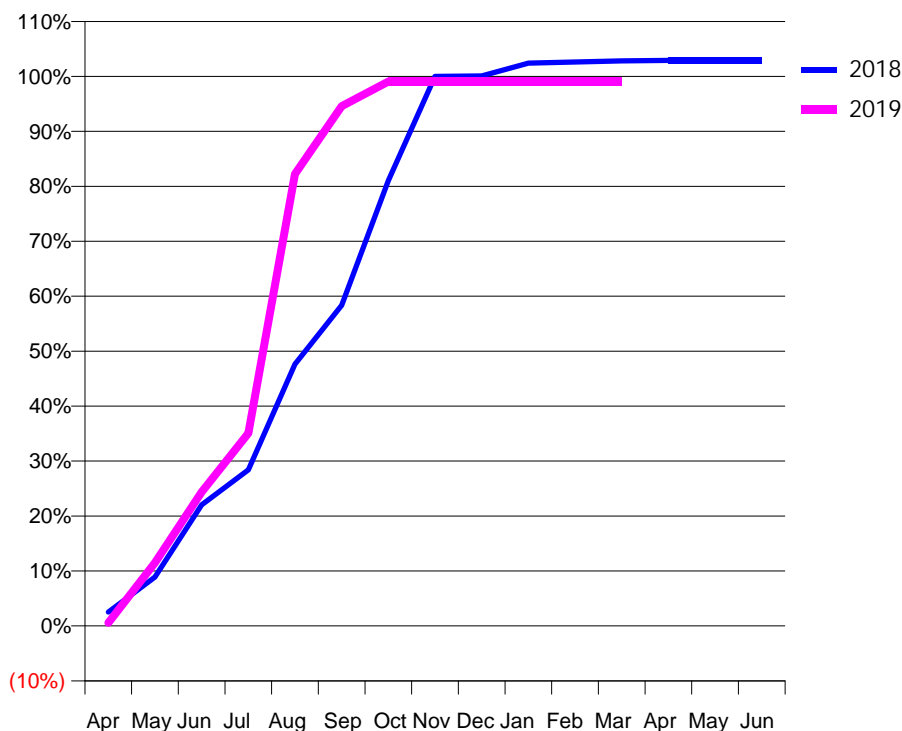
### Q67 - Vital Signs Orthodontic At a Glance Contract Report for 101281/0105 - March 2019

Name or company name	OASIS DENTAL CARE LTD	18/19 Contracted general activity (UDA)	19,191
Contract type name	GDS Contract	Carry forward general activity (UDA)	0
Purpose of contract	General and Orthodontic	18/19 Contracted orthodontic activity (UOA)	1,035
Contract start date	01/04/2006	Carry forward orthodontic activity (UOA)	0
Contract end date		Baseline contract value	£513,464.79

ACCESS	Contract	England and Wales
24 month ratio of assessments to patient IDs	1.10	1.08

ACTIVITY	Contract
Contract assess and fit appliances (case starts) as a percentage of Area Team case starts	0.7 %

Cumulative percentage of contracted UOA delivered 2018 & 2019



Month	Adjusted Scheduled Activity (UOA)		
	2017	2018	2019
April	88	26	6
May	153	92	119
June	153	228	252
July	196	294	363
August	263	493	851
September	624	604	979
October	750	839	1,025
November	876	1,035	1,025
December	877	1,036	1,025
January	919	1,060	1,025
February	1,046	1,062	1,025
March	1,049	1,064	1,025
April	1,049	1,065	
May	1,049	1,065	
June	1,049	1,065	

#### QUANTITY METRICS (rolling 12 month period)

	Contract Quantity	Contract Base Number	Contract *	Area Team	Region	England
% of all assessments that were assess and fit appliances (case starts)	60	99	60.6%	72.7%	58.6%	59.2%
% of all assessments that were assess and refuse	39	99	39.4%	6.9%	11.7%	12.0%
% of all assessments that were assess and review	0	99	0.0%	20.4%	29.7%	28.8%
% of case starts with a reported IOTN of 3 and Aesthetic Component of 5 or below	0	60	N/A	0.0%	0.2%	0.1%
% of case starts with a reported IOTN of 3 and Aesthetic Component of 6 or above	12	60	20.0%	2.2%	3.2%	3.9%
% of case starts with a reported IOTN of 4	37	60	61.7%	77.8%	77.5%	77.6%
% of case starts with a reported IOTN of 5	11	60	18.3%	18.2%	17.2%	16.7 %
% of concluded courses in receipt of dual-arch fixed appliances	21	24	87.5%	63.9%	70.6%	72.9%
% of concluded courses where treatment was abandoned or discontinued	1	24	4.2%	10.8%	9.2%	8.7%
% of patients satisfied with the treatment they have received	3	3	100.0%	95.0%	96.4%	95.7%

\* Figures in italics indicate that the base number is less than 100.

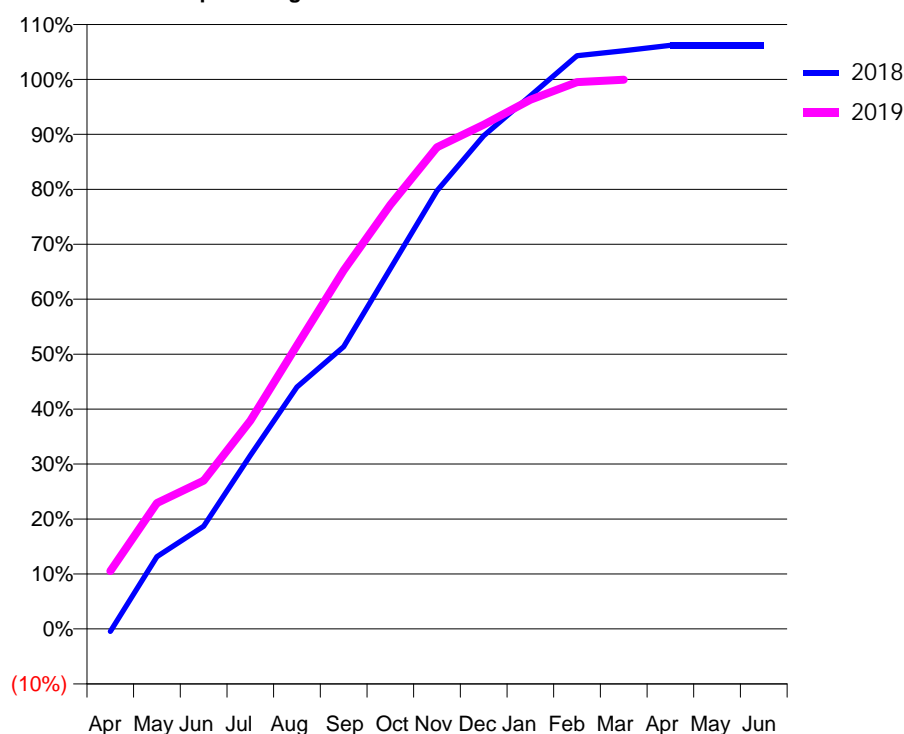
### Q67 - Vital Signs Orthodontic At a Glance Contract Report for 101281/0210 - March 2019

Name or company name	OASIS DENTAL CARE LTD	18/19 Contracted general activity (UDA)	0
Contract type name	PDS Contract	Carry forward general activity (UDA)	0
Purpose of contract	Orthodontic	18/19 Contracted orthodontic activity (UOA)	4,630
Contract start date	01/09/2009	Carry forward orthodontic activity (UOA)	0
Contract end date	31/08/2019	Baseline contract value	£311,456.82

ACCESS	Contract	England and Wales
24 month ratio of assessments to patient IDs	1.05	1.08

ACTIVITY	Contract
Contract assess and fit appliances (case starts) as a percentage of Area Team case starts	2.7 %

Cumulative percentage of contracted UOA delivered 2018 & 2019



Month	Adjusted Scheduled Activity (UOA)		
	2017	2018	2019
April	146	-22	488
May	483	610	1,060
June	777	866	1,249
July	1,051	1,462	1,755
August	1,408	2,038	2,388
September	1,703	2,378	3,021
October	2,018	3,035	3,573
November	2,422	3,691	4,058
December	2,739	4,156	4,248
January	2,992	4,492	4,458
February	3,311	4,829	4,606
March	3,962	4,871	4,627
April	4,289	4,917	
May	4,289	4,917	
June	4,562	4,917	

#### QUANTITY METRICS (rolling 12 month period)

	Contract Quantity	Contract Base Number	Contract *	Area Team	Region	England
% of all assessments that were assess and fit appliances (case starts)	231	251	92.0%	72.7%	58.6%	59.2%
% of all assessments that were assess and refuse	10	251	4.0%	6.9%	11.7%	12.0%
% of all assessments that were assess and review	10	251	4.0%	20.4%	29.7%	28.8%
% of case starts with a reported IOTN of 3 and Aesthetic Component of 5 or below	0	231	N/A	0.0%	0.2%	0.1%
% of case starts with a reported IOTN of 3 and Aesthetic Component of 6 or above	3	231	1.3%	2.2%	3.2%	3.9%
% of case starts with a reported IOTN of 4	173	231	74.9%	77.8%	77.5%	77.6%
% of case starts with a reported IOTN of 5	53	231	22.9%	18.2%	17.2%	16.7 %
% of concluded courses in receipt of dual-arch fixed appliances	56	207	27.1%	63.9%	70.6%	72.9%
% of concluded courses where treatment was abandoned or discontinued	4	207	1.9%	10.8%	9.2%	8.7%
% of patients satisfied with the treatment they have received	2	2	100.0%	95.0%	96.4%	95.7%

\* Figures in italics indicate that the base number is less than 100.

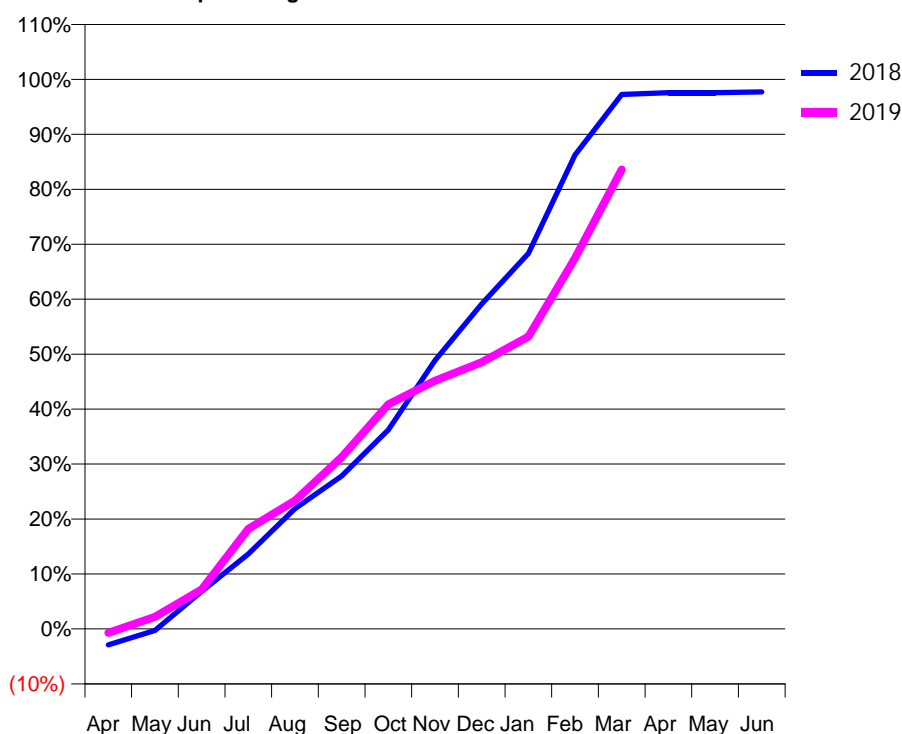
### Q67 - Vital Signs Orthodontic At a Glance Contract Report for 115924/0001 - March 2019

Name or company name	Aligndent NK Ltd	18/19 Contracted general activity (UDA)	0
Contract type name	PDS Contract	Carry forward general activity (UDA)	0
Purpose of contract	Orthodontic	18/19 Contracted orthodontic activity (UOA)	13,600
Contract start date	01/04/2013	Carry forward orthodontic activity (UOA)	311
Contract end date	31/03/2026	Baseline contract value	£794,362.70

ACCESS	Contract	England and Wales
24 month ratio of assessments to patient IDs	1.00	1.08

ACTIVITY	Contract
Contract assess and fit appliances (case starts) as a percentage of Area Team case starts	6.6 %

Cumulative percentage of contracted UOA delivered 2018 & 2019



Month	Adjusted Scheduled Activity (UOA)		
	2017	2018	2019
April	-197	-398	-100
May	984	-41	299
June	1,924	929	975
July	2,801	1,857	2,478
August	4,253	2,979	3,175
September	4,952	3,785	4,254
October	6,179	4,929	5,561
November	7,953	6,644	6,140
December	8,592	8,042	6,602
January	8,888	9,294	7,236
February	9,646	11,727	9,172
March	11,282	13,226	11,368
April	13,159	13,268	
May	13,202	13,268	
June	13,202	13,289	

#### QUANTITY METRICS (rolling 12 month period)

	Contract Quantity	Contract Base Number	Contract *	Area Team	Region	England
% of all assessments that were assess and fit appliances (case starts)	572	574	99.7%	72.7%	58.6%	59.2%
% of all assessments that were assess and refuse	1	574	0.2%	6.9%	11.7%	12.0%
% of all assessments that were assess and review	1	574	0.2%	20.4%	29.7%	28.8%
% of case starts with a reported IOTN of 3 and Aesthetic Component of 5 or below	0	572	N/A	0.0%	0.2%	0.1%
% of case starts with a reported IOTN of 3 and Aesthetic Component of 6 or above	7	572	1.2%	2.2%	3.2%	3.9%
% of case starts with a reported IOTN of 4	455	572	79.5%	77.8%	77.5%	77.6%
% of case starts with a reported IOTN of 5	63	572	11.0%	18.2%	17.2%	16.7 %
% of concluded courses in receipt of dual-arch fixed appliances	0	692	N/A	63.9%	70.6%	72.9%
% of concluded courses where treatment was abandoned or discontinued	164	692	23.7%	10.8%	9.2%	8.7%
% of patients satisfied with the treatment they have received	18	19	94.7%	95.0%	96.4%	95.7%

\* Figures in italics indicate that the base number is less than 100.

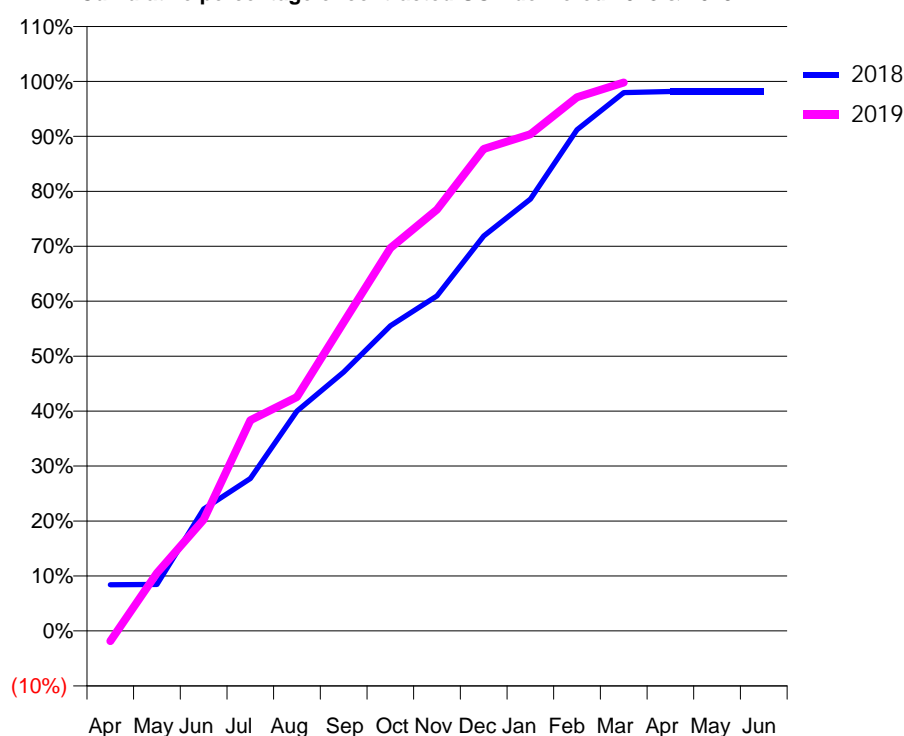
### Q67 - Vital Signs Orthodontic At a Glance Contract Report for 119059/0001 - March 2019

Name or company name	Bespoke Orthodontics Ltd	18/19 Contracted general activity (UDA)	0
Contract type name	PDS Contract	Carry forward general activity (UDA)	0
Purpose of contract	Orthodontic	18/19 Contracted orthodontic activity (UOA)	1,560
Contract start date	01/04/2013	Carry forward orthodontic activity (UOA)	29
Contract end date	31/03/2019	Baseline contract value	£90,631.98

ACCESS	Contract	England and Wales
24 month ratio of assessments to patient IDs	1.01	1.08

ACTIVITY	Contract
Contract assess and fit appliances (case starts) as a percentage of Area Team case starts	0.9 %

Cumulative percentage of contracted UOA delivered 2018 & 2019



Month	Adjusted Scheduled Activity (UOA)		
	2017	2018	2019
April	84	131	-29
May	300	132	164
June	364	346	316
July	649	433	598
August	757	624	664
September	867	735	876
October	956	866	1,087
November	1,024	951	1,196
December	1,024	1,121	1,368
January	1,024	1,226	1,410
February	1,024	1,423	1,515
March	1,566	1,528	1,557
April	1,566	1,531	
May	1,566	1,531	
June	1,566	1,531	

#### QUANTITY METRICS (rolling 12 month period)

	Contract Quantity	Contract Base Number	Contract *	Area Team	Region	England
% of all assessments that were assess and fit appliances (case starts)	75	106	70.8%	72.7%	58.6%	59.2%
% of all assessments that were assess and refuse	10	106	9.4%	6.9%	11.7%	12.0%
% of all assessments that were assess and review	21	106	19.8%	20.4%	29.7%	28.8%
% of case starts with a reported IOTN of 3 and Aesthetic Component of 5 or below	0	75	<i>N/A</i>	0.0%	0.2%	0.1%
% of case starts with a reported IOTN of 3 and Aesthetic Component of 6 or above	2	75	2.7%	2.2%	3.2%	3.9%
% of case starts with a reported IOTN of 4	60	75	80.0%	77.8%	77.5%	77.6%
% of case starts with a reported IOTN of 5	13	75	17.3%	18.2%	17.2%	16.7 %
% of concluded courses in receipt of dual-arch fixed appliances	48	60	80.0%	63.9%	70.6%	72.9%
% of concluded courses where treatment was abandoned or discontinued	10	60	16.7%	10.8%	9.2%	8.7%
% of patients satisfied with the treatment they have received	2	2	100.0%	95.0%	96.4%	95.7%

\* Figures in italics indicate that the base number is less than 100.

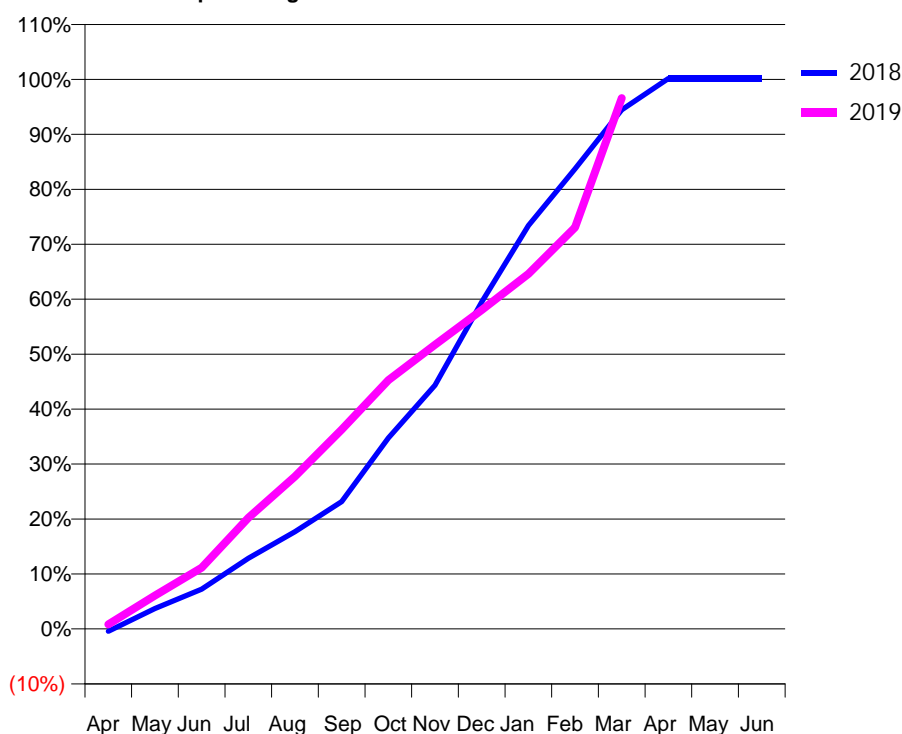
### Q67 - Vital Signs Orthodontic At a Glance Contract Report for 133035/0001 - March 2019

Name or company name	Rochester Orthodontic Centre	18/19 Contracted general activity (UDA)	0
Contract type name	PDS Contract	Carry forward general activity (UDA)	0
Purpose of contract	Orthodontic	18/19 Contracted orthodontic activity (UOA)	38,257
Contract start date	07/04/2013	Carry forward orthodontic activity (UOA)	0
Contract end date	31/03/2026	Baseline contract value	£2,622,547.62

ACCESS	Contract	England and Wales
24 month ratio of assessments to patient IDs	1.01	1.08

ACTIVITY	Contract
Contract assess and fit appliances (case starts) as a percentage of Area Team case starts	21.8 %

Cumulative percentage of contracted UOA delivered 2018 & 2019



Month	Adjusted Scheduled Activity (UOA)		
	2017	2018	2019
April	1,506	-174	323
May	3,440	1,425	2,328
June	5,270	2,770	4,264
July	8,109	4,926	7,738
August	10,658	6,773	10,619
September	12,446	8,862	13,875
October	14,407	13,299	17,320
November	18,017	16,966	19,781
December	22,351	22,759	22,200
January	24,638	28,076	24,720
February	28,914	32,024	27,945
March	33,885	36,139	36,946
April	37,763	38,323	
May	37,763	38,323	
June	37,763	38,323	

#### QUANTITY METRICS (rolling 12 month period)

	Contract Quantity	Contract Base Number	Contract *	Area Team	Region	England
% of all assessments that were assess and fit appliances (case starts)	1,877	1,882	99.7%	72.7%	58.6%	59.2%
% of all assessments that were assess and refuse	3	1,882	0.2%	6.9%	11.7%	12.0%
% of all assessments that were assess and review	2	1,882	0.1%	20.4%	29.7%	28.8%
% of case starts with a reported IOTN of 3 and Aesthetic Component of 5 or below	0	1,877	N/A	0.0%	0.2%	0.1%
% of case starts with a reported IOTN of 3 and Aesthetic Component of 6 or above	50	1,877	2.7%	2.2%	3.2%	3.9%
% of case starts with a reported IOTN of 4	1,355	1,877	72.2%	77.8%	77.5%	77.6%
% of case starts with a reported IOTN of 5	461	1,877	24.6%	18.2%	17.2%	16.7 %
% of concluded courses in receipt of dual-arch fixed appliances	1,351	1,589	85.0%	63.9%	70.6%	72.9%
% of concluded courses where treatment was abandoned or discontinued	206	1,589	13.0%	10.8%	9.2%	8.7%
% of patients satisfied with the treatment they have received	18	18	100.0%	95.0%	96.4%	95.7%

\* Figures in italics indicate that the base number is less than 100.



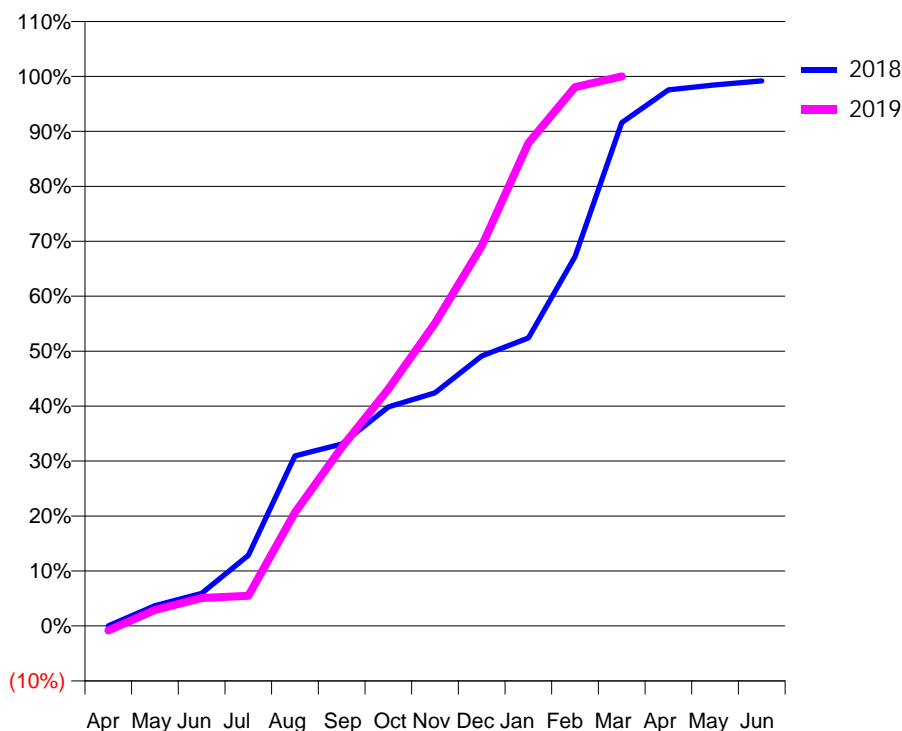
### Q67 - Vital Signs Orthodontic At a Glance Contract Report for 148350/0001 - March 2019

Name or company name	Folkestone & Dover Orthodontics Limited	18/19 Contracted general activity (UDA)	0
Contract type name	PDS Contract	Carry forward general activity (UDA)	0
Purpose of contract	Orthodontic	18/19 Contracted orthodontic activity (UOA)	5,796
Contract start date	01/04/2008	Carry forward orthodontic activity (UOA)	48
Contract end date	31/03/2019	Baseline contract value	£399,304.87

ACCESS	Contract	England and Wales
24 month ratio of assessments to patient IDs	1.03	1.08

ACTIVITY	Contract
Contract assess and fit appliances (case starts) as a percentage of Area Team case starts	3.4 %

Cumulative percentage of contracted UOA delivered 2018 & 2019



Month	Adjusted Scheduled Activity (UOA)		
	2017	2018	2019
April	64	0	-48
May	278	214	168
June	436	344	294
July	777	746	319
August	1,093	1,794	1,196
September	1,511	1,920	1,883
October	1,875	2,310	2,498
November	2,422	2,460	3,193
December	3,194	2,847	4,007
January	3,662	3,037	5,094
February	4,131	3,895	5,682
March	4,947	5,307	5,795
April	5,758	5,654	
May	5,844	5,706	
June	5,844	5,748	

#### QUANTITY METRICS (rolling 12 month period)

	Contract Quantity	Contract Base Number	Contract *	Area Team	Region	England
% of all assessments that were assess and fit appliances (case starts)	296	463	63.9%	72.7%	58.6%	59.2%
% of all assessments that were assess and refuse	86	463	18.6%	6.9%	11.7%	12.0%
% of all assessments that were assess and review	81	463	17.5%	20.4%	29.7%	28.8%
% of case starts with a reported IOTN of 3 and Aesthetic Component of 5 or below	0	296	N/A	0.0%	0.2%	0.1%
% of case starts with a reported IOTN of 3 and Aesthetic Component of 6 or above	2	296	0.7%	2.2%	3.2%	3.9%
% of case starts with a reported IOTN of 4	230	296	77.7%	77.8%	77.5%	77.6%
% of case starts with a reported IOTN of 5	62	296	20.9%	18.2%	17.2%	16.7 %
% of concluded courses in receipt of dual-arch fixed appliances	297	519	57.2%	63.9%	70.6%	72.9%
% of concluded courses where treatment was abandoned or discontinued	165	519	31.8%	10.8%	9.2%	8.7%
% of patients satisfied with the treatment they have received	2	3	66.7%	95.0%	96.4%	95.7%

\* Figures in italics indicate that the base number is less than 100.

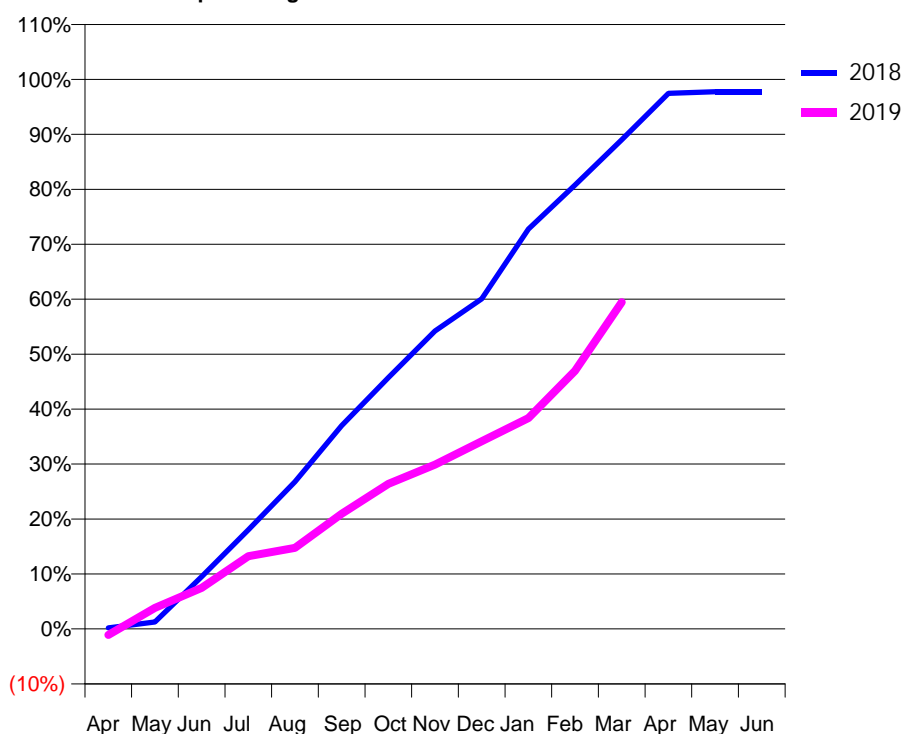
### Q67 - Vital Signs Orthodontic At a Glance Contract Report for 195820/0001 - March 2019

Name or company name	Mr B Hayes (Aligndent Limited)	18/19 Contracted general activity (UDA)	0
Contract type name	PDS Contract	Carry forward general activity (UDA)	0
Purpose of contract	Orthodontic	18/19 Contracted orthodontic activity (UOA)	21,364
Contract start date	01/01/2008	Carry forward orthodontic activity (UOA)	409
Contract end date	31/03/2025	Baseline contract value	£1,466,403.46

ACCESS	Contract	England and Wales
24 month ratio of assessments to patient IDs	1.04	1.08

ACTIVITY	Contract
Contract assess and fit appliances (case starts) as a percentage of Area Team case starts	7.7 %

Cumulative percentage of contracted UOA delivered 2018 & 2019



Month	Adjusted Scheduled Activity (UOA)		
	2017	2018	2019
April	-302	39	-237
May	584	234	821
June	1,909	1,746	1,592
July	3,263	3,312	2,830
August	4,976	4,918	3,156
September	7,034	6,794	4,477
October	8,654	8,399	5,646
November	9,907	9,957	6,383
December	11,358	11,032	7,295
January	12,518	13,364	8,198
February	13,909	14,832	10,037
March	16,934	16,346	12,698
April	19,310	17,900	
May	20,453	17,949	
June	20,454	17,949	

#### QUANTITY METRICS (rolling 12 month period)

	Contract Quantity	Contract Base Number	Contract *	Area Team	Region	England
% of all assessments that were assess and fit appliances (case starts)	668	1,541	43.3%	72.7%	58.6%	59.2%
% of all assessments that were assess and refuse	145	1,541	9.4%	6.9%	11.7%	12.0%
% of all assessments that were assess and review	728	1,541	47.2%	20.4%	29.7%	28.8%
% of case starts with a reported IOTN of 3 and Aesthetic Component of 5 or below	0	668	N/A	0.0%	0.2%	0.1%
% of case starts with a reported IOTN of 3 and Aesthetic Component of 6 or above	2	668	0.3%	2.2%	3.2%	3.9%
% of case starts with a reported IOTN of 4	563	668	84.3%	77.8%	77.5%	77.6%
% of case starts with a reported IOTN of 5	51	668	7.6%	18.2%	17.2%	16.7 %
% of concluded courses in receipt of dual-arch fixed appliances	0	926	N/A	63.9%	70.6%	72.9%
% of concluded courses where treatment was abandoned or discontinued	63	926	6.8%	10.8%	9.2%	8.7%
% of patients satisfied with the treatment they have received	7	7	100.0%	95.0%	96.4%	95.7%

\* Figures in italics indicate that the base number is less than 100.

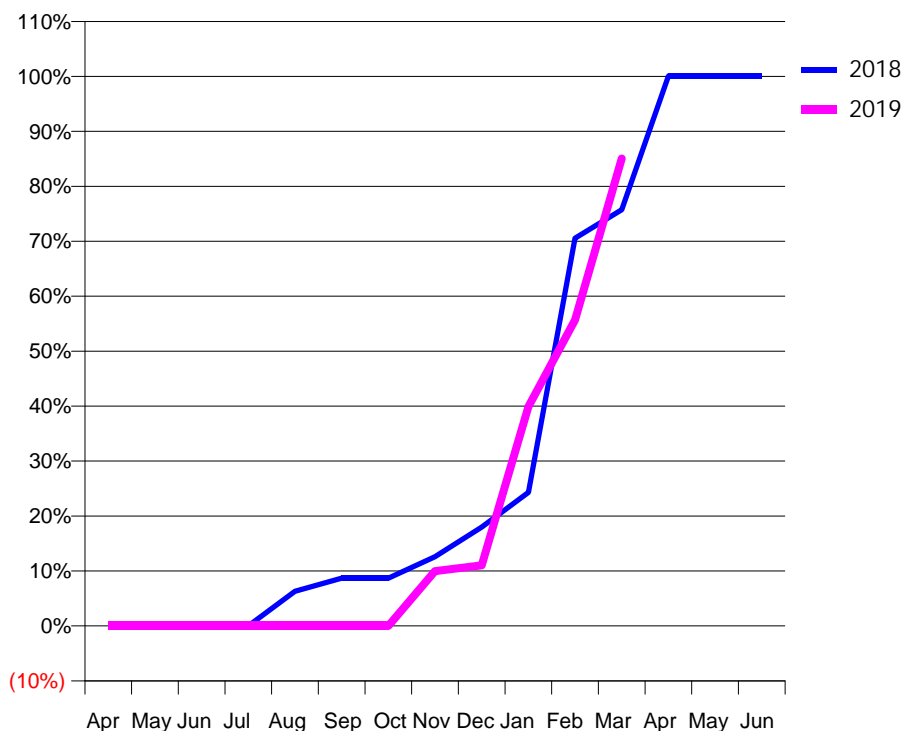
### Q67 - Vital Signs Orthodontic At a Glance Contract Report for 195820/0003 - March 2019

Name or company name	Mr B Hayes (Aligndent Limited)	18/19 Contracted general activity (UDA)	0
Contract type name	PDS Contract	Carry forward general activity (UDA)	0
Purpose of contract	Orthodontic	18/19 Contracted orthodontic activity (UOA)	4,000
Contract start date	01/11/2015	Carry forward orthodontic activity (UOA)	0
Contract end date	31/03/2019	Baseline contract value	£274,555.98

ACCESS	Contract	England and Wales
24 month ratio of assessments to patient IDs	1.01	1.08

ACTIVITY	Contract
Contract assess and fit appliances (case starts) as a percentage of Area Team case starts	2.9 %

Cumulative percentage of contracted UOA delivered 2018 & 2019



Month	Adjusted Scheduled Activity (UOA)		
	2017	2018	2019
April	21	0	0
May	21	0	0
June	21	0	0
July	21	0	0
August	21	441	0
September	21	609	0
October	21	609	0
November	21	882	399
December	21	1,260	441
January	508	1,701	1,596
February	1,417	4,939	2,226
March	2,682	5,300	3,402
April	2,787	7,005	
May	4,004	7,005	
June	4,004	7,005	

#### QUANTITY METRICS (rolling 12 month period)

	Contract Quantity	Contract Base Number	Contract *	Area Team	Region	England
% of all assessments that were assess and fit appliances (case starts)	247	247	100.0%	72.7%	58.6%	59.2%
% of all assessments that were assess and refuse	0	247	0.0%	6.9%	11.7%	12.0%
% of all assessments that were assess and review	0	247	0.0%	20.4%	29.7%	28.8%
% of case starts with a reported IOTN of 3 and Aesthetic Component of 5 or below	0	247	N/A	0.0%	0.2%	0.1%
% of case starts with a reported IOTN of 3 and Aesthetic Component of 6 or above	2	247	0.8%	2.2%	3.2%	3.9%
% of case starts with a reported IOTN of 4	190	247	76.9%	77.8%	77.5%	77.6%
% of case starts with a reported IOTN of 5	36	247	14.6%	18.2%	17.2%	16.7 %
% of concluded courses in receipt of dual-arch fixed appliances	0	90	N/A	63.9%	70.6%	72.9%
% of concluded courses where treatment was abandoned or discontinued	14	90	15.6%	10.8%	9.2%	8.7%
% of patients satisfied with the treatment they have received	5	5	100.0%	95.0%	96.4%	95.7%

\* Figures in italics indicate that the base number is less than 100.

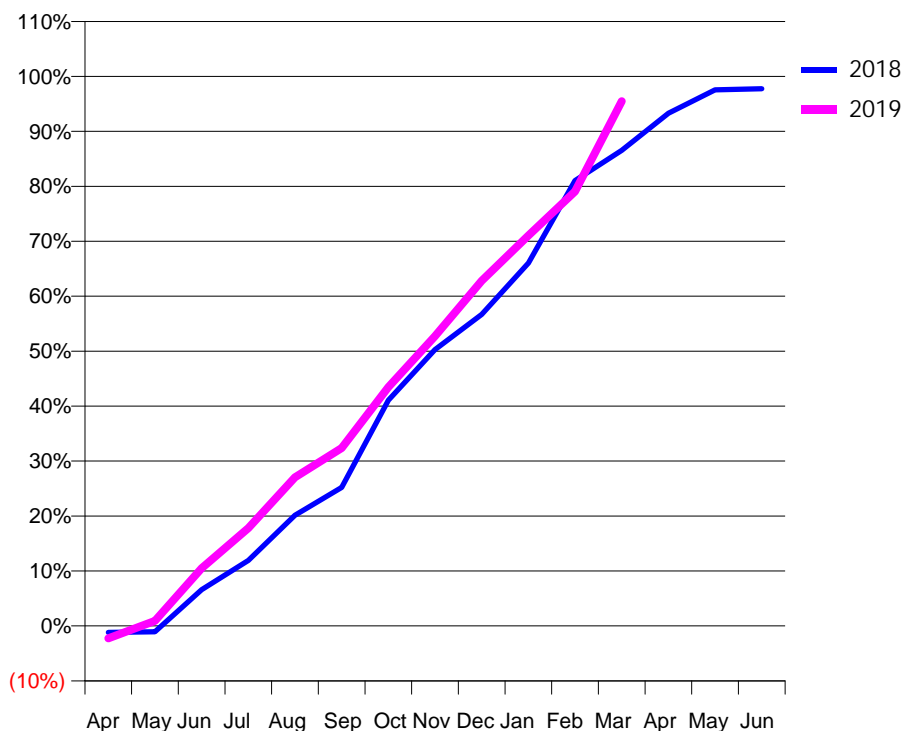
### Q67 - Vital Signs Orthodontic At a Glance Contract Report for 197602/0001 - March 2019

Name or company name	Richard Flanagan and Associates Ltd	18/19 Contracted general activity (UDA)	0
Contract type name	PDS Contract	Carry forward general activity (UDA)	0
Purpose of contract	Orthodontic	18/19 Contracted orthodontic activity (UOA)	20,293
Contract start date	01/09/2007	Carry forward orthodontic activity (UOA)	458
Contract end date	31/03/2022	Baseline contract value	£1,428,090.15

ACCESS	Contract	England and Wales
24 month ratio of assessments to patient IDs	1.14	1.08

ACTIVITY	Contract
Contract assess and fit appliances (case starts) as a percentage of Area Team case starts	12.0 %

Cumulative percentage of contracted UOA delivered 2018 & 2019



Month	Adjusted Scheduled Activity (UOA)		
	2017	2018	2019
April	-195	-242	-458
May	377	-221	184
June	1,060	1,337	2,131
July	4,142	2,420	3,612
August	4,702	4,085	5,486
September	6,041	5,114	6,566
October	7,314	8,336	8,823
November	8,981	10,202	10,699
December	10,657	11,503	12,748
January	13,330	13,400	14,415
February	14,596	16,445	16,043
March	17,481	17,561	19,374
April	17,750	18,933	
May	19,691	19,793	
June	20,051	19,835	

#### QUANTITY METRICS (rolling 12 month period)

	Contract Quantity	Contract Base Number	Contract *	Area Team	Region	England
% of all assessments that were assess and fit appliances (case starts)	1,032	1,636	63.1%	72.7%	58.6%	59.2%
% of all assessments that were assess and refuse	190	1,636	11.6%	6.9%	11.7%	12.0%
% of all assessments that were assess and review	414	1,636	25.3%	20.4%	29.7%	28.8%
% of case starts with a reported IOTN of 3 and Aesthetic Component of 5 or below	0	1,032	N/A	0.0%	0.2%	0.1%
% of case starts with a reported IOTN of 3 and Aesthetic Component of 6 or above	14	1,032	1.4%	2.2%	3.2%	3.9%
% of case starts with a reported IOTN of 4	801	1,032	77.6%	77.8%	77.5%	77.6%
% of case starts with a reported IOTN of 5	217	1,032	21.0%	18.2%	17.2%	16.7 %
% of concluded courses in receipt of dual-arch fixed appliances	823	987	83.4%	63.9%	70.6%	72.9%
% of concluded courses where treatment was abandoned or discontinued	65	987	6.6%	10.8%	9.2%	8.7%
% of patients satisfied with the treatment they have received	8	8	100.0%	95.0%	96.4%	95.7%

\* Figures in italics indicate that the base number is less than 100.

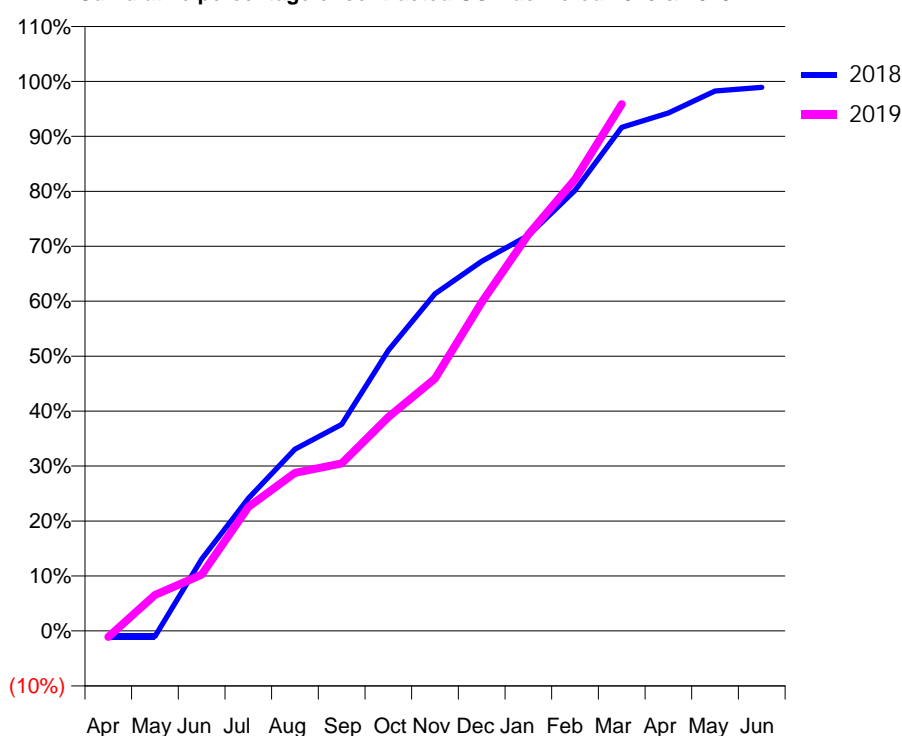
### Q67 - Vital Signs Orthodontic At a Glance Contract Report for 197602/0003 - March 2019

Name or company name	Richard Flanagan and Associates Ltd	18/19 Contracted general activity (UDA)	0
Contract type name	PDS Contract	Carry forward general activity (UDA)	0
Purpose of contract	Orthodontic	18/19 Contracted orthodontic activity (UOA)	9,110
Contract start date	01/09/2007	Carry forward orthodontic activity (UOA)	100
Contract end date	31/03/2019	Baseline contract value	£621,240.04

ACCESS	Contract	England and Wales
24 month ratio of assessments to patient IDs	1.11	1.08

ACTIVITY	Contract
Contract assess and fit appliances (case starts) as a percentage of Area Team case starts	5.2 %

Cumulative percentage of contracted UOA delivered 2018 & 2019



Month	Adjusted Scheduled Activity (UOA)		
	2017	2018	2019
April	-2	-93	-100
May	151	-93	596
June	1,838	1,191	933
July	4,362	2,199	2,054
August	4,991	3,012	2,620
September	5,560	3,423	2,777
October	6,140	4,653	3,544
November	6,929	5,587	4,181
December	7,672	6,127	5,449
January	7,940	6,557	6,573
February	8,002	7,304	7,486
March	8,401	8,346	8,733
April	8,438	8,585	
May	8,988	8,950	
June	9,017	9,010	

#### QUANTITY METRICS (rolling 12 month period)

	Contract Quantity	Contract Base Number	Contract *	Area Team	Region	England
% of all assessments that were assess and fit appliances (case starts)	447	730	61.2%	72.7%	58.6%	59.2%
% of all assessments that were assess and refuse	80	730	11.0%	6.9%	11.7%	12.0%
% of all assessments that were assess and review	203	730	27.8%	20.4%	29.7%	28.8%
% of case starts with a reported IOTN of 3 and Aesthetic Component of 5 or below	0	447	N/A	0.0%	0.2%	0.1%
% of case starts with a reported IOTN of 3 and Aesthetic Component of 6 or above	28	447	6.3%	2.2%	3.2%	3.9%
% of case starts with a reported IOTN of 4	315	447	70.5%	77.8%	77.5%	77.6%
% of case starts with a reported IOTN of 5	104	447	23.3%	18.2%	17.2%	16.7 %
% of concluded courses in receipt of dual-arch fixed appliances	307	408	75.2%	63.9%	70.6%	72.9%
% of concluded courses where treatment was abandoned or discontinued	47	408	11.5%	10.8%	9.2%	8.7%
% of patients satisfied with the treatment they have received	7	8	87.5%	95.0%	96.4%	95.7%

\* Figures in italics indicate that the base number is less than 100.

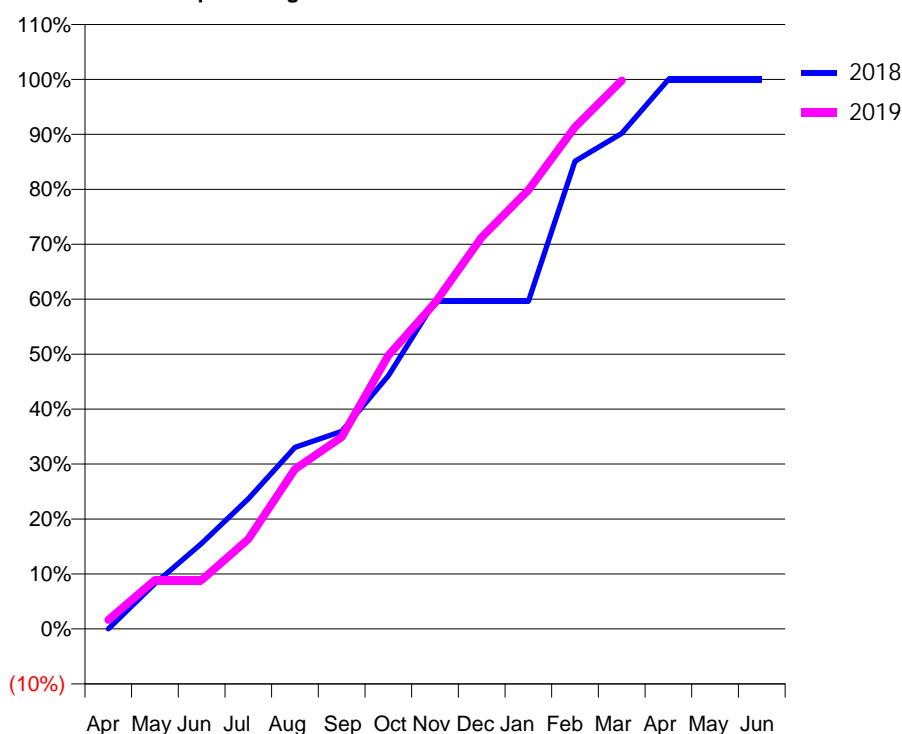
### Q67 - Vital Signs Orthodontic At a Glance Contract Report for 326852/0001 - March 2019

Name or company name	MR PM DAVIS	18/19 Contracted general activity (UDA)	0
Contract type name	PDS Contract	Carry forward general activity (UDA)	0
Purpose of contract	Orthodontic	18/19 Contracted orthodontic activity (UOA)	7,910
Contract start date	01/04/2006	Carry forward orthodontic activity (UOA)	1
Contract end date	31/03/2026	Baseline contract value	£463,833.57

ACCESS	Contract	England and Wales
24 month ratio of assessments to patient IDs	1.02	1.08

ACTIVITY	Contract
Contract assess and fit appliances (case starts) as a percentage of Area Team case starts	4.8 %

Cumulative percentage of contracted UOA delivered 2018 & 2019



Month	Adjusted Scheduled Activity (UOA)		
	2017	2018	2019
April	-41	0	129
May	-41	654	704
June	169	1,232	704
July	1,366	1,875	1,292
August	1,933	2,614	2,300
September	2,542	2,845	2,762
October	3,193	3,647	3,938
November	3,676	4,718	4,694
December	4,835	4,718	5,639
January	5,234	4,718	6,319
February	5,833	6,734	7,222
March	7,228	7,133	7,894
April	7,963	7,910	
May	7,963	7,910	
June	7,963	7,910	

#### QUANTITY METRICS (rolling 12 month period)

	Contract Quantity	Contract Base Number	Contract *	Area Team	Region	England
% of all assessments that were assess and fit appliances (case starts)	417	417	100.0%	72.7%	58.6%	59.2%
% of all assessments that were assess and refuse	0	417	0.0%	6.9%	11.7%	12.0%
% of all assessments that were assess and review	0	417	0.0%	20.4%	29.7%	28.8%
% of case starts with a reported IOTN of 3 and Aesthetic Component of 5 or below	0	417	N/A	0.0%	0.2%	0.1%
% of case starts with a reported IOTN of 3 and Aesthetic Component of 6 or above	9	417	2.2%	2.2%	3.2%	3.9%
% of case starts with a reported IOTN of 4	365	417	87.5%	77.8%	77.5%	77.6%
% of case starts with a reported IOTN of 5	39	417	9.4%	18.2%	17.2%	16.7 %
% of concluded courses in receipt of dual-arch fixed appliances	466	492	94.7%	63.9%	70.6%	72.9%
% of concluded courses where treatment was abandoned or discontinued	19	492	3.9%	10.8%	9.2%	8.7%
% of patients satisfied with the treatment they have received	5	6	83.3%	95.0%	96.4%	95.7%

\* Figures in italics indicate that the base number is less than 100.

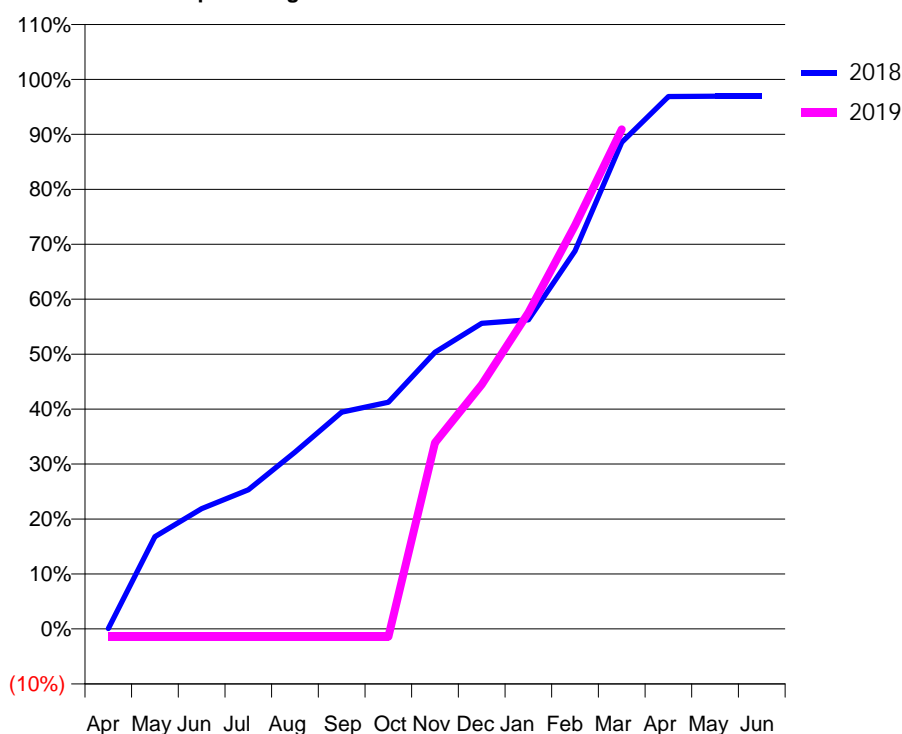
### Q67 - Vital Signs Orthodontic At a Glance Contract Report for 330736/0018 - March 2019

Name or company name	MR N PATEL	18/19 Contracted general activity (UDA)	38,100
Contract type name	GDS Contract	Carry forward general activity (UDA)	350
Purpose of contract	General and Orthodontic	18/19 Contracted orthodontic activity (UOA)	1,275
Contract start date	01/01/2015	Carry forward orthodontic activity (UOA)	39
Contract end date		Baseline contract value	£1,014,624.26

ACCESS	Contract	England and Wales
24 month ratio of assessments to patient IDs	1.16	1.08

ACTIVITY	Contract
Contract assess and fit appliances (case starts) as a percentage of Area Team case starts	0.6 %

Cumulative percentage of contracted UOA delivered 2018 & 2019



Month	Adjusted Scheduled Activity (UOA)		
	2017	2018	2019
April	0	1	-18
May	73	214	-18
June	77	279	-18
July	382	323	-18
August	390	410	-18
September	566	503	-18
October	780	526	-18
November	786	642	432
December	1,000	709	567
January	1,064	717	734
February	1,175	877	936
March	1,198	1,129	1,159
April	1,261	1,235	
May	1,307	1,236	
June	1,307	1,236	

### QUANTITY METRICS (rolling 12 month period)

	Contract Quantity	Contract Base Number	Contract *	Area Team	Region	England
% of all assessments that were assess and fit appliances (case starts)	50	306	16.3%	72.7%	58.6%	59.2%
% of all assessments that were assess and refuse	129	306	42.2%	6.9%	11.7%	12.0%
% of all assessments that were assess and review	127	306	41.5%	20.4%	29.7%	28.8%
% of case starts with a reported IOTN of 3 and Aesthetic Component of 5 or below	0	50	<i>N/A</i>	0.0%	0.2%	0.1%
% of case starts with a reported IOTN of 3 and Aesthetic Component of 6 or above	0	50	<i>N/A</i>	2.2%	3.2%	3.9%
% of case starts with a reported IOTN of 4	43	50	86.0%	77.8%	77.5%	77.6%
% of case starts with a reported IOTN of 5	6	50	12.0%	18.2%	17.2%	16.7 %
% of concluded courses in receipt of dual-arch fixed appliances	0	13	<i>N/A</i>	63.9%	70.6%	72.9%
% of concluded courses where treatment was abandoned or discontinued	5	13	38.5%	10.8%	9.2%	8.7%
% of patients satisfied with the treatment they have received	0	0	<i>N/A</i>	95.0%	96.4%	95.7%

\* Figures in italics indicate that the base number is less than 100.

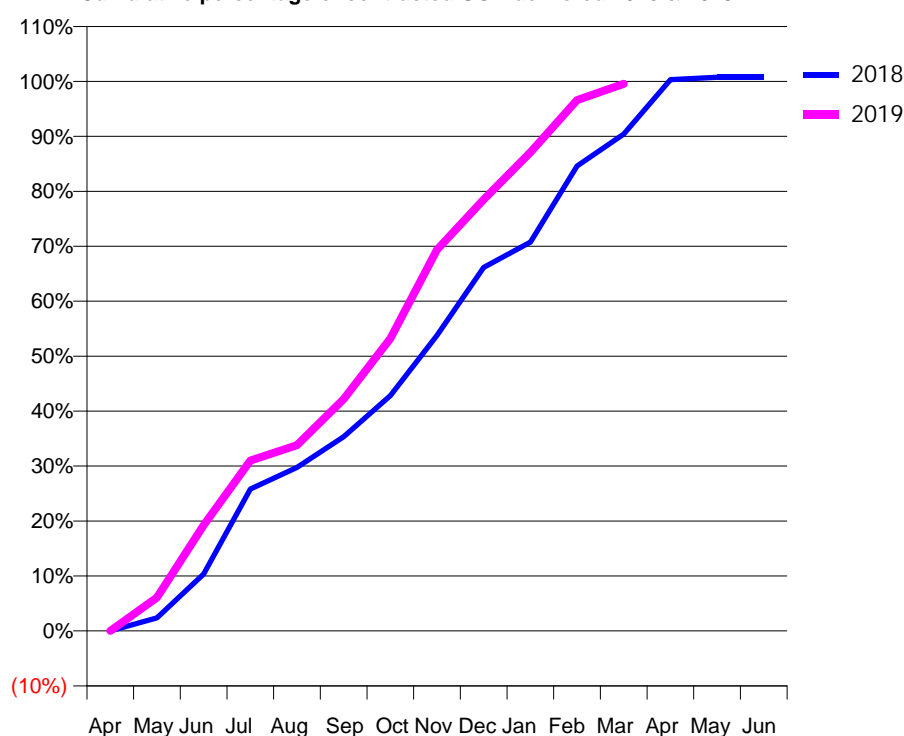
### Q67 - Vital Signs Orthodontic At a Glance Contract Report for 332321/0001 - March 2019

Name or company name	MRS RA KANE	18/19 Contracted general activity (UDA)	0
Contract type name	PDS Contract	Carry forward general activity (UDA)	0
Purpose of contract	Orthodontic	18/19 Contracted orthodontic activity (UOA)	4,498
Contract start date	01/04/2006	Carry forward orthodontic activity (UOA)	0
Contract end date	31/03/2022	Baseline contract value	£306,118.47

ACCESS	Contract	England and Wales
24 month ratio of assessments to patient IDs	1.04	1.08

ACTIVITY	Contract
Contract assess and fit appliances (case starts) as a percentage of Area Team case starts	2.7 %

Cumulative percentage of contracted UOA delivered 2018 & 2019



Month	Adjusted Scheduled Activity (UOA)		
	2017	2018	2019
April	21	-1	0
May	256	108	273
June	613	465	865
July	1,012	1,162	1,394
August	1,075	1,338	1,520
September	1,348	1,590	1,898
October	1,793	1,926	2,394
November	2,363	2,419	3,120
December	2,806	2,976	3,530
January	3,126	3,182	3,917
February	3,427	3,805	4,344
March	4,035	4,066	4,478
April	4,434	4,512	
May	4,497	4,532	
June	4,497	4,532	

#### QUANTITY METRICS (rolling 12 month period)

	Contract Quantity	Contract Base Number	Contract *	Area Team	Region	England
% of all assessments that were assess and fit appliances (case starts)	232	467	49.7%	72.7%	58.6%	59.2%
% of all assessments that were assess and refuse	18	467	3.9%	6.9%	11.7%	12.0%
% of all assessments that were assess and review	217	467	46.5%	20.4%	29.7%	28.8%
% of case starts with a reported IOTN of 3 and Aesthetic Component of 5 or below	0	232	N/A	0.0%	0.2%	0.1%
% of case starts with a reported IOTN of 3 and Aesthetic Component of 6 or above	8	232	3.4%	2.2%	3.2%	3.9%
% of case starts with a reported IOTN of 4	192	232	82.8%	77.8%	77.5%	77.6%
% of case starts with a reported IOTN of 5	32	232	13.8%	18.2%	17.2%	16.7 %
% of concluded courses in receipt of dual-arch fixed appliances	208	238	87.4%	63.9%	70.6%	72.9%
% of concluded courses where treatment was abandoned or discontinued	16	238	6.7%	10.8%	9.2%	8.7%
% of patients satisfied with the treatment they have received	3	3	100.0%	95.0%	96.4%	95.7%

\* Figures in italics indicate that the base number is less than 100.



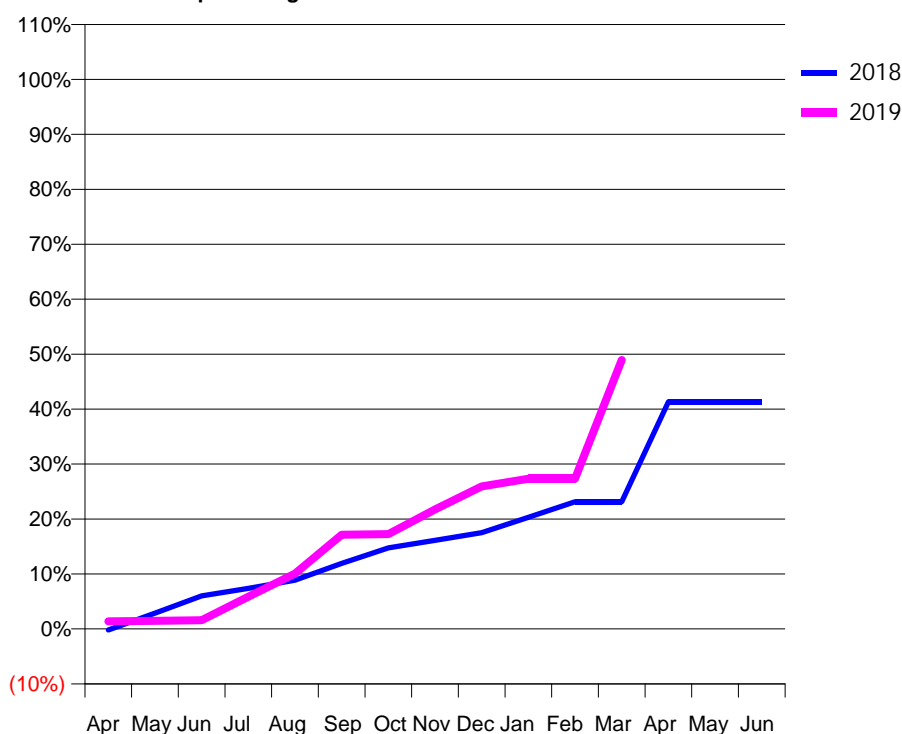
### Q67 - Vital Signs Orthodontic At a Glance Contract Report for 574376/0002 - March 2019

Name or company name	MR EM CAMPBELL	18/19 Contracted general activity (UDA)	0
Contract type name	PDS Contract	Carry forward general activity (UDA)	0
Purpose of contract	Orthodontic	18/19 Contracted orthodontic activity (UOA)	1,500
Contract start date	01/12/2013	Carry forward orthodontic activity (UOA)	0
Contract end date	31/03/2022	Baseline contract value	£96,534.82

ACCESS	Contract	England and Wales
24 month ratio of assessments to patient IDs	1.02	1.08

ACTIVITY	Contract
Contract assess and fit appliances (case starts) as a percentage of Area Team case starts	0.6 %

Cumulative percentage of contracted UOA delivered 2018 & 2019



Month	Adjusted Scheduled Activity (UOA)		
	2017	2018	2019
April	4	-3	21
May	130	43	22
June	194	90	24
July	321	111	88
August	405	133	151
September	405	179	257
October	510	221	259
November	511	242	326
December	511	263	389
January	658	305	410
February	1,082	347	410
March	1,338	347	734
April	1,489	620	
May	1,489	620	
June	1,489	620	

#### QUANTITY METRICS (rolling 12 month period)

	Contract Quantity	Contract Base Number	Contract *	Area Team	Region	England
% of all assessments that were assess and fit appliances (case starts)	49	65	75.4%	72.7%	58.6%	59.2%
% of all assessments that were assess and refuse	3	65	4.6%	6.9%	11.7%	12.0%
% of all assessments that were assess and review	13	65	20.0%	20.4%	29.7%	28.8%
% of case starts with a reported IOTN of 3 and Aesthetic Component of 5 or below	0	49	<i>N/A</i>	0.0%	0.2%	0.1%
% of case starts with a reported IOTN of 3 and Aesthetic Component of 6 or above	0	49	<i>N/A</i>	2.2%	3.2%	3.9%
% of case starts with a reported IOTN of 4	43	49	87.8%	77.8%	77.5%	77.6%
% of case starts with a reported IOTN of 5	3	49	6.1%	18.2%	17.2%	16.7 %
% of concluded courses in receipt of dual-arch fixed appliances	0	46	<i>N/A</i>	63.9%	70.6%	72.9%
% of concluded courses where treatment was abandoned or discontinued	9	46	19.6%	10.8%	9.2%	8.7%
% of patients satisfied with the treatment they have received	0	0	<i>N/A</i>	95.0%	96.4%	95.7%

\* Figures in italics indicate that the base number is less than 100.

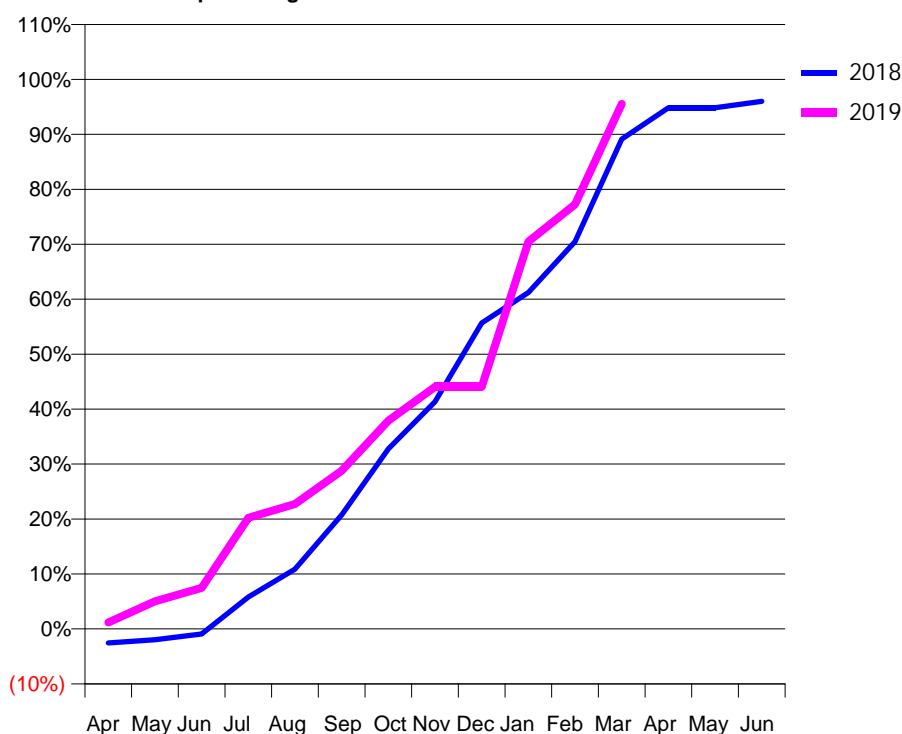
### Q67 - Vital Signs Orthodontic At a Glance Contract Report for 574376/0003 - March 2019

Name or company name	Eustace and Partners	18/19 Contracted general activity (UDA)	0
Contract type name	GDS Contract	Carry forward general activity (UDA)	0
Purpose of contract	Orthodontic	18/19 Contracted orthodontic activity (UOA)	3,561
Contract start date	01/12/2013	Carry forward orthodontic activity (UOA)	0
Contract end date		Baseline contract value	£237,477.38

ACCESS	Contract	England and Wales
24 month ratio of assessments to patient IDs	1.05	1.08

ACTIVITY	Contract
Contract assess and fit appliances (case starts) as a percentage of Area Team case starts	2.0 %

Cumulative percentage of contracted UOA delivered 2018 & 2019



Month	Adjusted Scheduled Activity (UOA)		
	2017	2018	2019
April	-133	-91	42
May	39	-70	179
June	109	-33	267
July	371	207	720
August	566	388	809
September	884	739	1,025
October	1,139	1,167	1,349
November	1,464	1,472	1,569
December	2,482	1,983	1,569
January	2,861	2,181	2,510
February	3,125	2,509	2,751
March	3,302	3,174	3,402
April	3,470	3,377	
May	3,470	3,377	
June	3,470	3,418	

#### QUANTITY METRICS (rolling 12 month period)

	Contract Quantity	Contract Base Number	Contract *	Area Team	Region	England
% of all assessments that were assess and fit appliances (case starts)	175	254	68.9%	72.7%	58.6%	59.2%
% of all assessments that were assess and refuse	13	254	5.1%	6.9%	11.7%	12.0%
% of all assessments that were assess and review	66	254	26.0%	20.4%	29.7%	28.8%
% of case starts with a reported IOTN of 3 and Aesthetic Component of 5 or below	0	175	N/A	0.0%	0.2%	0.1%
% of case starts with a reported IOTN of 3 and Aesthetic Component of 6 or above	13	175	7.4%	2.2%	3.2%	3.9%
% of case starts with a reported IOTN of 4	135	175	77.1%	77.8%	77.5%	77.6%
% of case starts with a reported IOTN of 5	26	175	14.9%	18.2%	17.2%	16.7 %
% of concluded courses in receipt of dual-arch fixed appliances	0	105	N/A	63.9%	70.6%	72.9%
% of concluded courses where treatment was abandoned or discontinued	7	105	6.7%	10.8%	9.2%	8.7%
% of patients satisfied with the treatment they have received	3	3	100.0%	95.0%	96.4%	95.7%

\* Figures in italics indicate that the base number is less than 100.

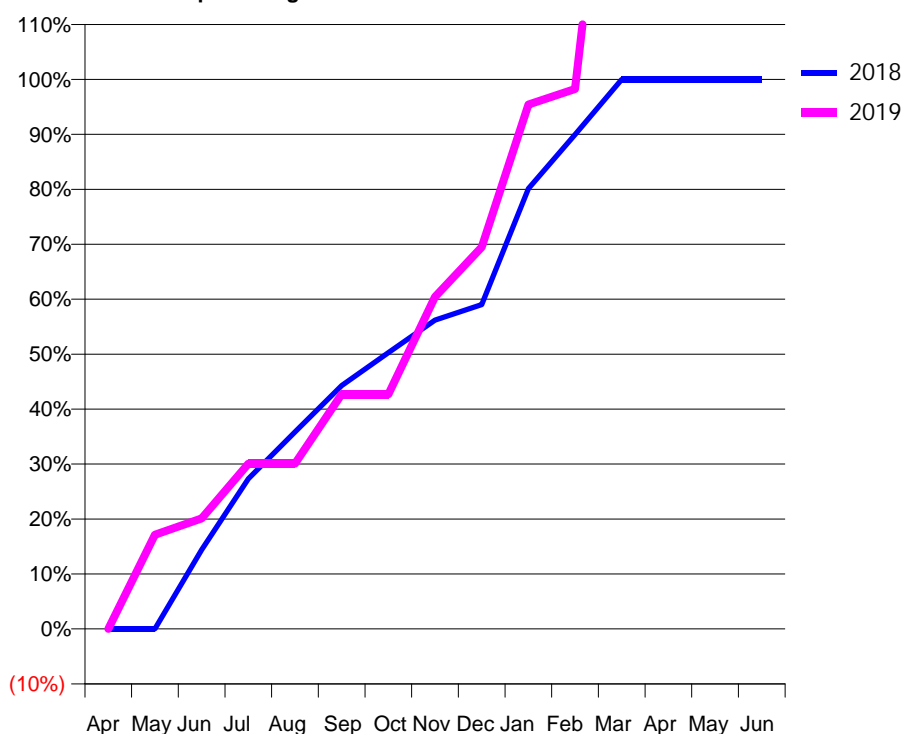
### Q67 - Vital Signs Orthodontic At a Glance Contract Report for 623369/0001 - March 2019

Name or company name	MR RP BATEMAN	18/19 Contracted general activity (UDA)	0
Contract type name	PDS Contract	Carry forward general activity (UDA)	0
Purpose of contract	Orthodontic	18/19 Contracted orthodontic activity (UOA)	1,493
Contract start date	01/04/2006	Carry forward orthodontic activity (UOA)	0
Contract end date	31/03/2022	Baseline contract value	£102,301.21

ACCESS	Contract	England and Wales
24 month ratio of assessments to patient IDs	1.02	1.08

ACTIVITY	Contract
Contract assess and fit appliances (case starts) as a percentage of Area Team case starts	1.4 %

Cumulative percentage of contracted UOA delivered 2018 & 2019



Month	Adjusted Scheduled Activity (UOA)		
	2017	2018	2019
April	0	0	0
May	0	0	256
June	341	215	300
July	342	408	449
August	647	535	449
September	707	661	638
October	941	751	638
November	1,089	839	902
December	1,111	881	1,037
January	1,346	1,196	1,425
February	1,346	1,343	1,467
March	1,493	1,493	2,559
April	1,493	1,493	
May	1,493	1,493	
June	1,493	1,493	

#### QUANTITY METRICS (rolling 12 month period)

	Contract Quantity	Contract Base Number	Contract *	Area Team	Region	England
% of all assessments that were assess and fit appliances (case starts)	119	178	66.9%	72.7%	58.6%	59.2%
% of all assessments that were assess and refuse	9	178	5.1%	6.9%	11.7%	12.0%
% of all assessments that were assess and review	50	178	28.1%	20.4%	29.7%	28.8%
% of case starts with a reported IOTN of 3 and Aesthetic Component of 5 or below	0	119	N/A	0.0%	0.2%	0.1%
% of case starts with a reported IOTN of 3 and Aesthetic Component of 6 or above	10	119	8.4%	2.2%	3.2%	3.9%
% of case starts with a reported IOTN of 4	88	119	73.9%	77.8%	77.5%	77.6%
% of case starts with a reported IOTN of 5	18	119	15.1%	18.2%	17.2%	16.7 %
% of concluded courses in receipt of dual-arch fixed appliances	42	58	72.4%	63.9%	70.6%	72.9%
% of concluded courses where treatment was abandoned or discontinued	9	58	15.5%	10.8%	9.2%	8.7%
% of patients satisfied with the treatment they have received	1	1	100.0%	95.0%	96.4%	95.7%

\* Figures in italics indicate that the base number is less than 100.

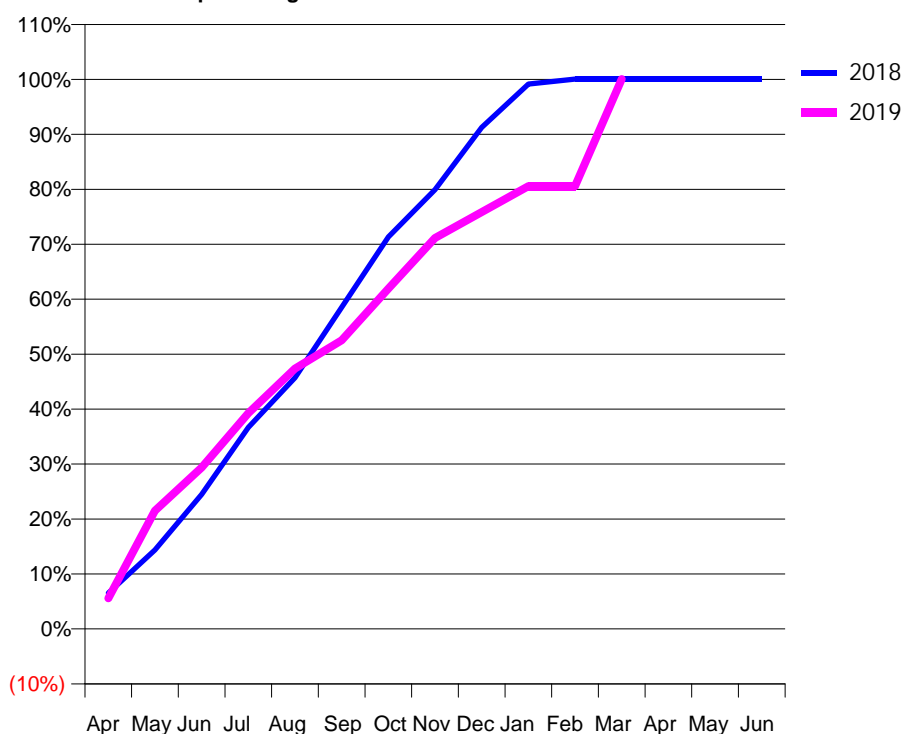
### Q67 - Vital Signs Orthodontic At a Glance Contract Report for 811319/0001 - March 2019

Name or company name	MR TD BAMFORD	18/19 Contracted general activity (UDA)	0
Contract type name	PDS Contract	Carry forward general activity (UDA)	0
Purpose of contract	Orthodontic	18/19 Contracted orthodontic activity (UOA)	9,370
Contract start date	01/04/2006	Carry forward orthodontic activity (UOA)	0
Contract end date	31/03/2026	Baseline contract value	£643,154.44

ACCESS	Contract	England and Wales
24 month ratio of assessments to patient IDs	1.00	1.08

ACTIVITY	Contract
Contract assess and fit appliances (case starts) as a percentage of Area Team case starts	5.2 %

Cumulative percentage of contracted UOA delivered 2018 & 2019



Month	Adjusted Scheduled Activity (UOA)		
	2017	2018	2019
April	693	613	525
May	1,874	1,348	2,016
June	2,411	2,294	2,752
July	3,873	3,438	3,680
August	4,318	4,283	4,440
September	6,936	5,484	4,923
October	8,628	6,684	5,805
November	9,273	7,488	6,666
December	9,365	8,551	7,107
January	9,369	9,290	7,548
February	9,369	9,374	7,548
March	9,371	9,374	9,375
April	9,371	9,374	
May	9,371	9,374	
June	9,371	9,374	

### QUANTITY METRICS (rolling 12 month period)

	Contract Quantity	Contract Base Number	Contract *	Area Team	Region	England
% of all assessments that were assess and fit appliances (case starts)	449	449	100.0%	72.7%	58.6%	59.2%
% of all assessments that were assess and refuse	0	449	0.0%	6.9%	11.7%	12.0%
% of all assessments that were assess and review	0	449	0.0%	20.4%	29.7%	28.8%
% of case starts with a reported IOTN of 3 and Aesthetic Component of 5 or below	0	449	N/A	0.0%	0.2%	0.1%
% of case starts with a reported IOTN of 3 and Aesthetic Component of 6 or above	5	449	1.1%	2.2%	3.2%	3.9%
% of case starts with a reported IOTN of 4	369	449	82.2%	77.8%	77.5%	77.6%
% of case starts with a reported IOTN of 5	74	449	16.5%	18.2%	17.2%	16.7 %
% of concluded courses in receipt of dual-arch fixed appliances	463	487	95.1%	63.9%	70.6%	72.9%
% of concluded courses where treatment was abandoned or discontinued	14	487	2.9%	10.8%	9.2%	8.7%
% of patients satisfied with the treatment they have received	10	11	90.9%	95.0%	96.4%	95.7%

\* Figures in italics indicate that the base number is less than 100.

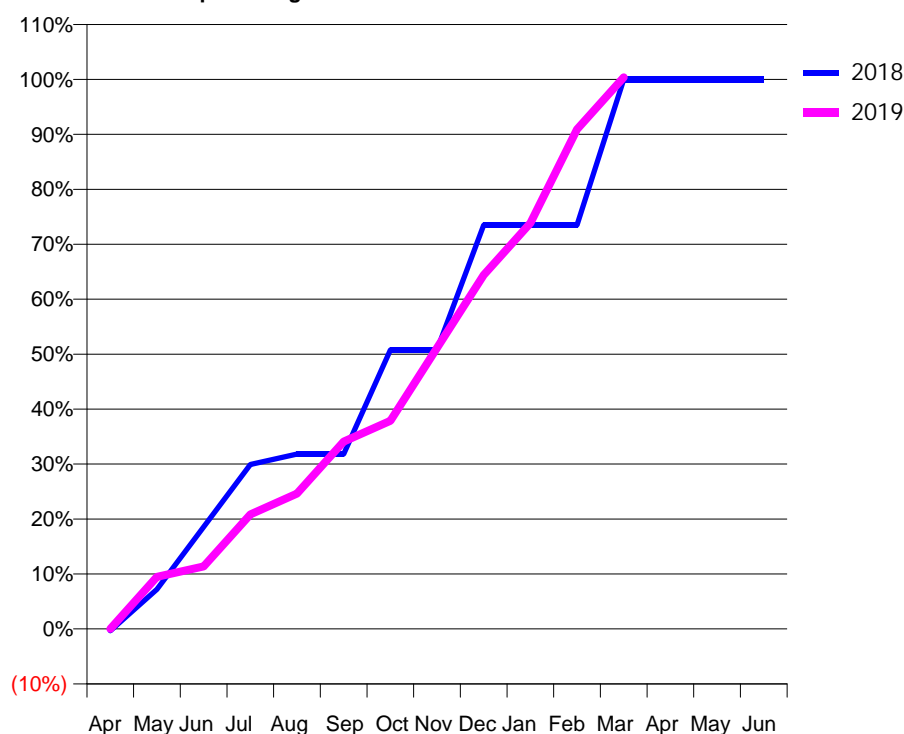
### Q67 - Vital Signs Orthodontic At a Glance Contract Report for 822264/0001 - March 2019

Name or company name	MR KJ HARVEY	18/19 Contracted general activity (UDA)	0
Contract type name	PDS Contract	Carry forward general activity (UDA)	0
Purpose of contract	Orthodontic	18/19 Contracted orthodontic activity (UOA)	1,109
Contract start date	01/04/2006	Carry forward orthodontic activity (UOA)	0
Contract end date	31/03/2019	Baseline contract value	£76,925.01

ACCESS	Contract	England and Wales
24 month ratio of assessments to patient IDs	1.01	1.08

ACTIVITY	Contract
Contract assess and fit appliances (case starts) as a percentage of Area Team case starts	0.6 %

Cumulative percentage of contracted UOA delivered 2018 & 2019



Month	Adjusted Scheduled Activity (UOA)		
	2017	2018	2019
April	-35	-4	0
May	-32	80	105
June	35	206	126
July	77	332	231
August	337	353	273
September	488	353	378
October	597	563	420
November	723	563	567
December	849	815	714
January	849	815	819
February	1,017	815	1,008
March	1,105	1,109	1,113
April	1,105	1,109	
May	1,105	1,109	
June	1,105	1,109	

#### QUANTITY METRICS (rolling 12 month period)

	Contract Quantity	Contract Base Number	Contract *	Area Team	Region	England
% of all assessments that were assess and fit appliances (case starts)	54	54	100.0%	72.7%	58.6%	59.2%
% of all assessments that were assess and refuse	0	54	0.0%	6.9%	11.7%	12.0%
% of all assessments that were assess and review	0	54	0.0%	20.4%	29.7%	28.8%
% of case starts with a reported IOTN of 3 and Aesthetic Component of 5 or below	0	54	N/A	0.0%	0.2%	0.1%
% of case starts with a reported IOTN of 3 and Aesthetic Component of 6 or above	7	54	13.0%	2.2%	3.2%	3.9%
% of case starts with a reported IOTN of 4	37	54	68.5%	77.8%	77.5%	77.6%
% of case starts with a reported IOTN of 5	10	54	18.5%	18.2%	17.2%	16.7 %
% of concluded courses in receipt of dual-arch fixed appliances	64	75	85.3%	63.9%	70.6%	72.9%
% of concluded courses where treatment was abandoned or discontinued	3	75	4.0%	10.8%	9.2%	8.7%
% of patients satisfied with the treatment they have received	3	3	100.0%	95.0%	96.4%	95.7%

\* Figures in italics indicate that the base number is less than 100.

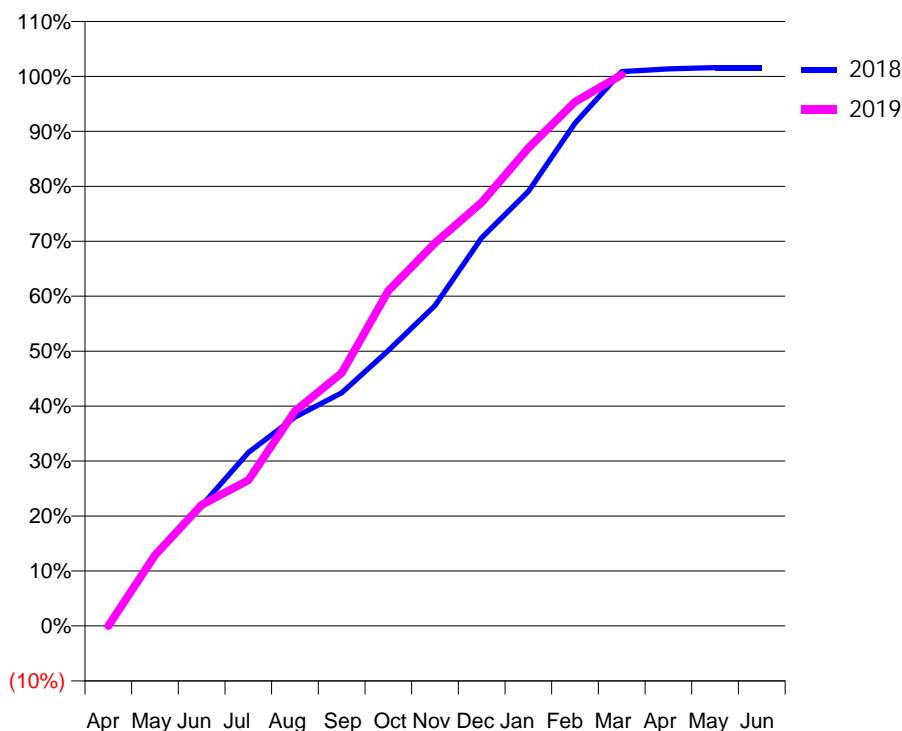
### Q67 - Vital Signs Orthodontic At a Glance Contract Report for 835412/0001 - March 2019

Name or company name	MR JP COSTELLO	18/19 Contracted general activity (UDA)	0
Contract type name	PDS Contract	Carry forward general activity (UDA)	0
Purpose of contract	Orthodontic	18/19 Contracted orthodontic activity (UOA)	8,503
Contract start date	01/04/2006	Carry forward orthodontic activity (UOA)	0
Contract end date	31/03/2026	Baseline contract value	£589,804.58

ACCESS	Contract	England and Wales
24 month ratio of assessments to patient IDs	1.00	1.08

ACTIVITY	Contract
Contract assess and fit appliances (case starts) as a percentage of Area Team case starts	4.8 %

Cumulative percentage of contracted UOA delivered 2018 & 2019



Month	Adjusted Scheduled Activity (UOA)		
	2017	2018	2019
April	-44	-14	0
May	-44	1,103	1,092
June	-44	1,863	1,873
July	1,014	2,684	2,255
August	1,711	3,230	3,326
September	1,711	3,608	3,914
October	1,711	4,263	5,186
November	5,184	4,956	5,925
December	5,734	6,006	6,555
January	5,927	6,724	7,395
February	7,187	7,778	8,109
March	8,111	8,576	8,529
April	8,237	8,618	
May	8,237	8,639	
June	8,258	8,639	

### QUANTITY METRICS (rolling 12 month period)

	Contract Quantity	Contract Base Number	Contract *	Area Team	Region	England
% of all assessments that were assess and fit appliances (case starts)	414	414	100.0%	72.7%	58.6%	59.2%
% of all assessments that were assess and refuse	0	414	0.0%	6.9%	11.7%	12.0%
% of all assessments that were assess and review	0	414	0.0%	20.4%	29.7%	28.8%
% of case starts with a reported IOTN of 3 and Aesthetic Component of 5 or below	1	414	0.2%	0.0%	0.2%	0.1%
% of case starts with a reported IOTN of 3 and Aesthetic Component of 6 or above	5	414	1.2%	2.2%	3.2%	3.9%
% of case starts with a reported IOTN of 4	327	414	79.0%	77.8%	77.5%	77.6%
% of case starts with a reported IOTN of 5	77	414	18.6%	18.2%	17.2%	16.7 %
% of concluded courses in receipt of dual-arch fixed appliances	394	452	87.2%	63.9%	70.6%	72.9%
% of concluded courses where treatment was abandoned or discontinued	27	452	6.0%	10.8%	9.2%	8.7%
% of patients satisfied with the treatment they have received	2	3	66.7%	95.0%	96.4%	95.7%

\* Figures in italics indicate that the base number is less than 100.

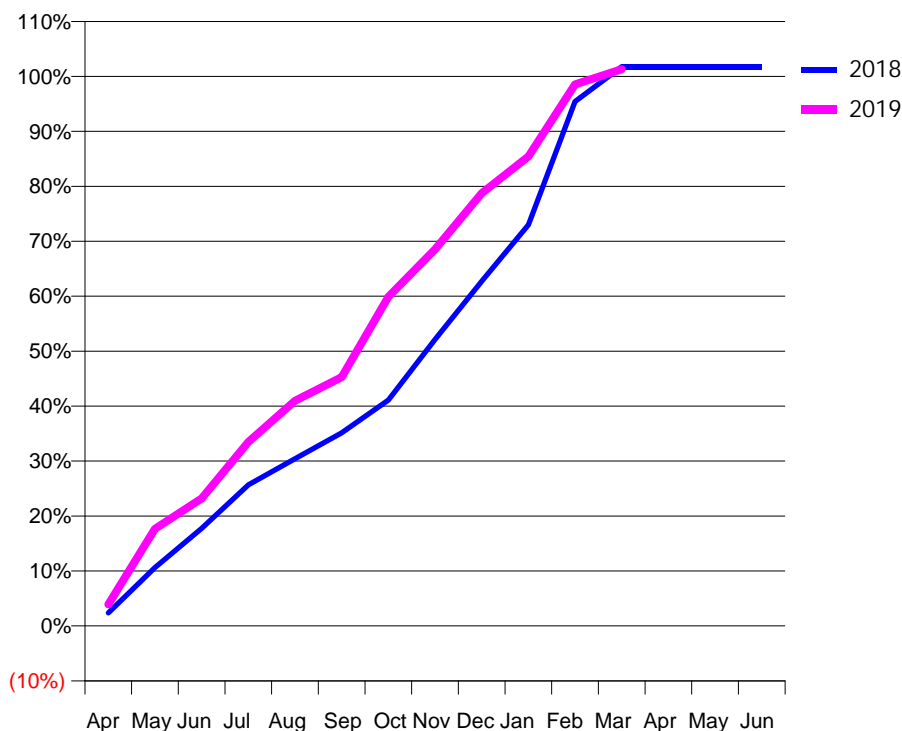
### Q67 - Vital Signs Orthodontic At a Glance Contract Report for 835412/0002 - March 2019

Name or company name	MR JP COSTELLO	18/19 Contracted general activity (UDA)	0
Contract type name	PDS Contract	Carry forward general activity (UDA)	0
Purpose of contract	Orthodontic	18/19 Contracted orthodontic activity (UOA)	5,344
Contract start date	01/04/2006	Carry forward orthodontic activity (UOA)	0
Contract end date	31/03/2022	Baseline contract value	£370,682.79

ACCESS	Contract	England and Wales
24 month ratio of assessments to patient IDs	1.00	1.08

ACTIVITY	Contract
Contract assess and fit appliances (case starts) as a percentage of Area Team case starts	3.1 %

Cumulative percentage of contracted UOA delivered 2018 & 2019



Month	Adjusted Scheduled Activity (UOA)		
	2017	2018	2019
April	0	126	210
May	0	567	945
June	462	949	1,239
July	1,180	1,373	1,789
August	1,180	1,625	2,188
September	1,432	1,878	2,419
October	2,398	2,197	3,200
November	3,284	2,785	3,662
December	3,662	3,352	4,208
January	4,061	3,902	4,565
February	4,607	5,099	5,266
March	4,796	5,439	5,413
April	4,985	5,439	
May	5,027	5,439	
June	5,048	5,439	

#### QUANTITY METRICS (rolling 12 month period)

	Contract Quantity	Contract Base Number	Contract *	Area Team	Region	England
% of all assessments that were assess and fit appliances (case starts)	264	264	100.0%	72.7%	58.6%	59.2%
% of all assessments that were assess and refuse	0	264	0.0%	6.9%	11.7%	12.0%
% of all assessments that were assess and review	0	264	0.0%	20.4%	29.7%	28.8%
% of case starts with a reported IOTN of 3 and Aesthetic Component of 5 or below	0	264	N/A	0.0%	0.2%	0.1%
% of case starts with a reported IOTN of 3 and Aesthetic Component of 6 or above	1	264	0.4%	2.2%	3.2%	3.9%
% of case starts with a reported IOTN of 4	222	264	84.1%	77.8%	77.5%	77.6%
% of case starts with a reported IOTN of 5	40	264	15.2%	18.2%	17.2%	16.7 %
% of concluded courses in receipt of dual-arch fixed appliances	215	242	88.8%	63.9%	70.6%	72.9%
% of concluded courses where treatment was abandoned or discontinued	14	242	5.8%	10.8%	9.2%	8.7%
% of patients satisfied with the treatment they have received	3	3	100.0%	95.0%	96.4%	95.7%

\* Figures in italics indicate that the base number is less than 100.

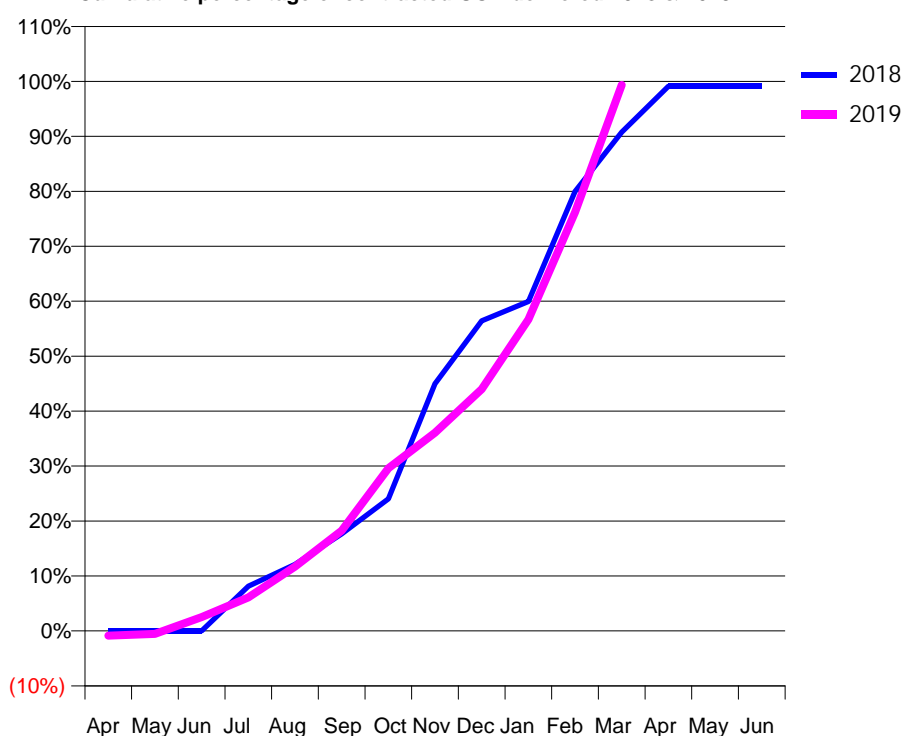
### Q68 - Vital Signs Orthodontic At a Glance Contract Report for 100163/0000 - March 2019

Name or company name	SIMPLY ORTHODONTICS GUILDFORD LTD	18/19 Contracted general activity (UDA)	0
Contract type name	PDS Contract	Carry forward general activity (UDA)	0
Purpose of contract	Orthodontic	18/19 Contracted orthodontic activity (UOA)	4,292
Contract start date	01/06/2016	Carry forward orthodontic activity (UOA)	38
Contract end date	31/03/2022	Baseline contract value	£249,382.89

ACCESS	Contract	England and Wales
24 month ratio of assessments to patient IDs	1.19	1.08

ACTIVITY	Contract
Contract assess and fit appliances (case starts) as a percentage of Area Team case starts	2.0 %

Cumulative percentage of contracted UOA delivered 2018 & 2019



Month	Adjusted Scheduled Activity (UOA)		
	2017	2018	2019
April	0	0	-38
May	0	0	-23
June	0	0	108
July	452	349	262
August	1,134	519	502
September	1,710	759	784
October	1,983	1,032	1,270
November	2,263	1,930	1,548
December	2,432	2,422	1,888
January	2,432	2,573	2,433
February	2,496	3,431	3,269
March	3,470	3,895	4,265
April	3,470	4,254	
May	3,580	4,254	
June	3,580	4,254	

#### QUANTITY METRICS (rolling 12 month period)

	Contract Quantity	Contract Base Number	Contract *	Area Team	Region	England
% of all assessments that were assess and fit appliances (case starts)	227	489	46.4%	67.9%	58.6%	59.2%
% of all assessments that were assess and refuse	8	489	1.6%	9.6%	11.7%	12.0%
% of all assessments that were assess and review	254	489	51.9%	22.5%	29.7%	28.8%
% of case starts with a reported IOTN of 3 and Aesthetic Component of 5 or below	0	227	N/A	0.0%	0.2%	0.1%
% of case starts with a reported IOTN of 3 and Aesthetic Component of 6 or above	8	227	3.5%	2.7%	3.2%	3.9%
% of case starts with a reported IOTN of 4	181	227	79.7%	78.8%	77.5%	77.6%
% of case starts with a reported IOTN of 5	38	227	16.7%	17.6%	17.2%	16.7%
% of concluded courses in receipt of dual-arch fixed appliances	140	181	77.3%	70.1%	70.6%	72.9%
% of concluded courses where treatment was abandoned or discontinued	15	181	8.3%	8.8%	9.2%	8.7%
% of patients satisfied with the treatment they have received	3	3	100.0%	96.7%	96.4%	95.7%

\* Figures in italics indicate that the base number is less than 100.



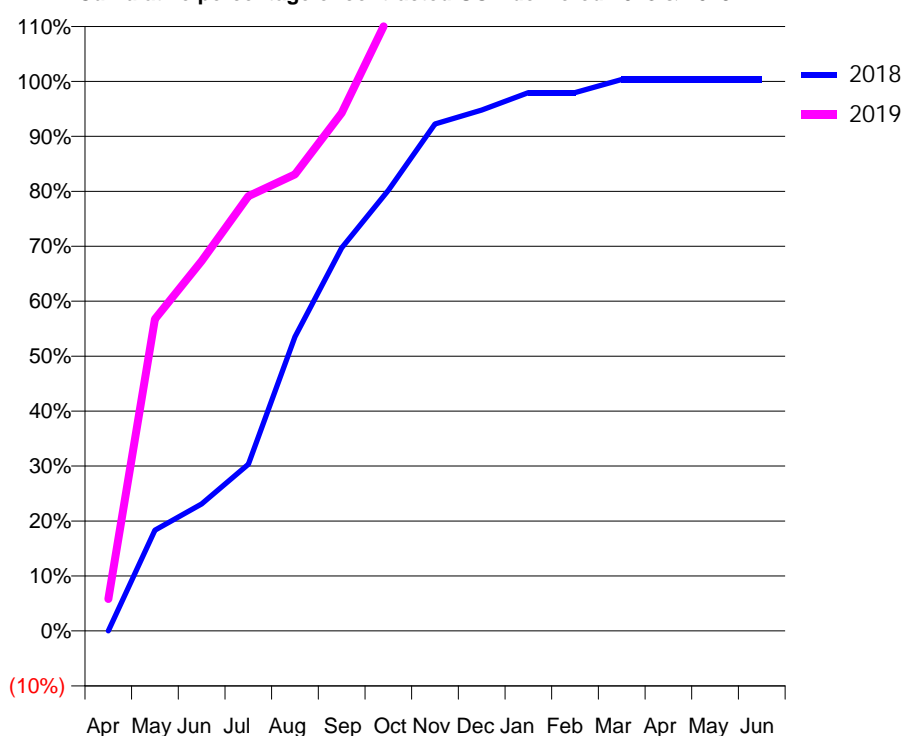
### Q68 - Vital Signs Orthodontic At a Glance Contract Report for 101281/0207 - March 2019

Name or company name	OASIS DENTAL CARE LTD	18/19 Contracted general activity (UDA)	0
Contract type name	PDS Contract	Carry forward general activity (UDA)	0
Purpose of contract	Orthodontic	18/19 Contracted orthodontic activity (UOA)	2,635
Contract start date	01/10/2009	Carry forward orthodontic activity (UOA)	0
Contract end date	31/03/2022	Baseline contract value	£177,310.51

ACCESS	Contract	England and Wales
24 month ratio of assessments to patient IDs	1.01	1.08

ACTIVITY	Contract
Contract assess and fit appliances (case starts) as a percentage of Area Team case starts	1.4 %

Cumulative percentage of contracted UOA delivered 2018 & 2019



Month	Adjusted Scheduled Activity (UOA)		
	2017	2018	2019
April	21	0	153
May	525	483	1,495
June	798	609	1,774
July	1,176	799	2,084
August	1,575	1,410	2,189
September	2,020	1,837	2,483
October	2,293	2,113	2,945
November	2,403	2,431	3,365
December	2,594	2,497	3,386
January	2,594	2,581	3,386
February	2,595	2,581	3,407
March	2,637	2,644	3,407
April	2,637	2,644	
May	2,637	2,644	
June	2,637	2,644	

#### QUANTITY METRICS (rolling 12 month period)

	Contract Quantity	Contract Base Number	Contract *	Area Team	Region	England
% of all assessments that were assess and fit appliances (case starts)	160	225	71.1%	67.9%	58.6%	59.2%
% of all assessments that were assess and refuse	0	225	0.0%	9.6%	11.7%	12.0%
% of all assessments that were assess and review	65	225	28.9%	22.5%	29.7%	28.8%
% of case starts with a reported IOTN of 3 and Aesthetic Component of 5 or below	0	160	N/A	0.0%	0.2%	0.1%
% of case starts with a reported IOTN of 3 and Aesthetic Component of 6 or above	5	160	3.1%	2.7%	3.2%	3.9%
% of case starts with a reported IOTN of 4	147	160	91.9%	78.8%	77.5%	77.6%
% of case starts with a reported IOTN of 5	8	160	5.0%	17.6%	17.2%	16.7 %
% of concluded courses in receipt of dual-arch fixed appliances	0	56	N/A	70.1%	70.6%	72.9%
% of concluded courses where treatment was abandoned or discontinued	2	56	3.6%	8.8%	9.2%	8.7%
% of patients satisfied with the treatment they have received	2	2	100.0%	96.7%	96.4%	95.7%

\* Figures in italics indicate that the base number is less than 100.

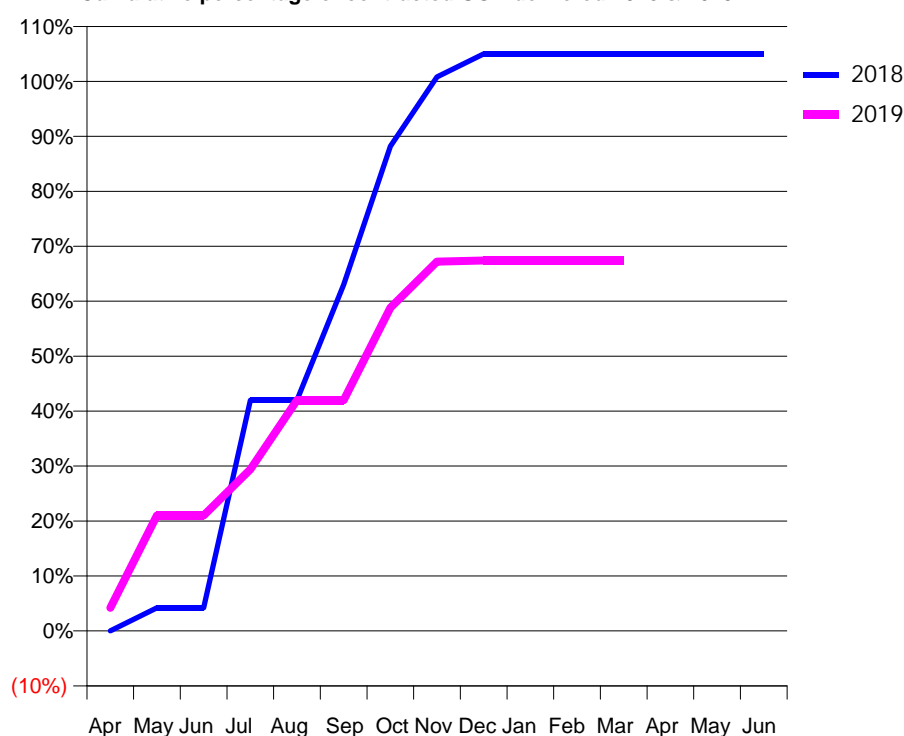
### Q68 - Vital Signs Orthodontic At a Glance Contract Report for 101281/0235 - March 2019

Name or company name	OASIS DENTAL CARE LTD	18/19 Contracted general activity (UDA)	0
Contract type name	PDS Contract	Carry forward general activity (UDA)	0
Purpose of contract	Orthodontic	18/19 Contracted orthodontic activity (UOA)	500
Contract start date	01/04/2011	Carry forward orthodontic activity (UOA)	0
Contract end date	31/03/2022	Baseline contract value	£33,339.62

ACCESS	Contract	England and Wales
24 month ratio of assessments to patient IDs	1.04	1.08

ACTIVITY	Contract
Contract assess and fit appliances (case starts) as a percentage of Area Team case starts	0.2 %

Cumulative percentage of contracted UOA delivered 2018 & 2019



Month	Adjusted Scheduled Activity (UOA)		
	2017	2018	2019
April	0	0	21
May	0	21	105
June	0	21	105
July	42	210	147
August	42	210	210
September	42	315	210
October	42	441	294
November	336	504	336
December	336	525	337
January	336	525	337
February	357	525	337
March	504	525	337
April	504	525	
May	505	525	
June	505	525	

### QUANTITY METRICS (rolling 12 month period)

	Contract Quantity	Contract Base Number	Contract *	Area Team	Region	England
% of all assessments that were assess and fit appliances (case starts)	19	22	86.4%	67.9%	58.6%	59.2%
% of all assessments that were assess and refuse	3	22	13.6%	9.6%	11.7%	12.0%
% of all assessments that were assess and review	0	22	0.0%	22.5%	29.7%	28.8%
% of case starts with a reported IOTN of 3 and Aesthetic Component of 5 or below	0	19	<i>N/A</i>	0.0%	0.2%	0.1%
% of case starts with a reported IOTN of 3 and Aesthetic Component of 6 or above	1	19	5.3%	2.7%	3.2%	3.9%
% of case starts with a reported IOTN of 4	13	19	68.4%	78.8%	77.5%	77.6%
% of case starts with a reported IOTN of 5	4	19	21.1%	17.6%	17.2%	16.7 %
% of concluded courses in receipt of dual-arch fixed appliances	30	34	88.2%	70.1%	70.6%	72.9%
% of concluded courses where treatment was abandoned or discontinued	2	34	5.9%	8.8%	9.2%	8.7%
% of patients satisfied with the treatment they have received	0	0	<i>N/A</i>	96.7%	96.4%	95.7%

\* Figures in italics indicate that the base number is less than 100.

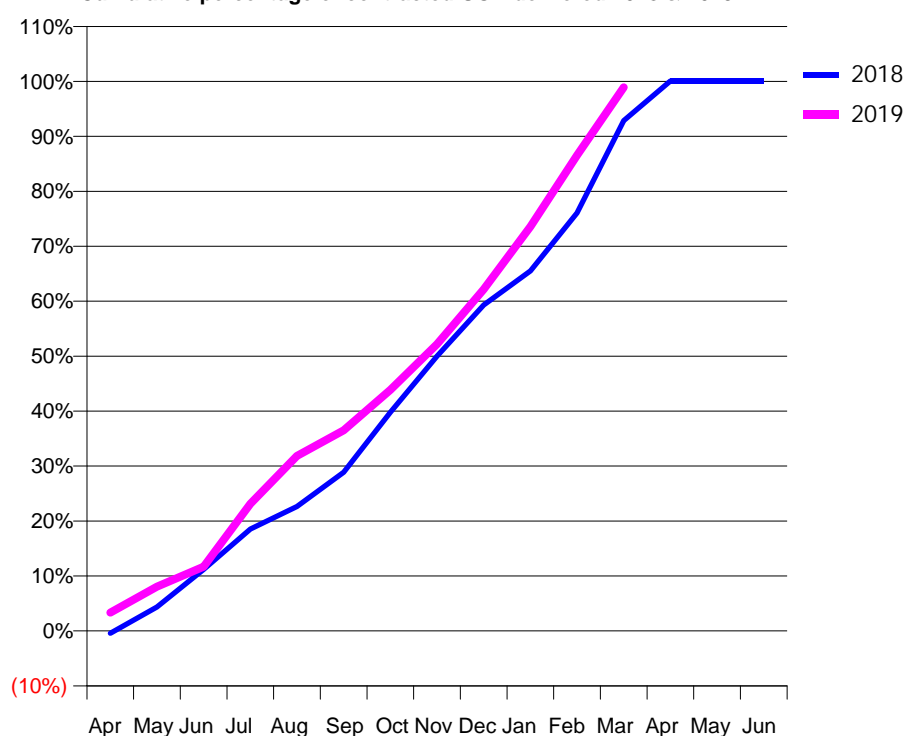
### Q68 - Vital Signs Orthodontic At a Glance Contract Report for 102296/0001 - March 2019

Name or company name	Mr Richard Williams and Miss Faiza Darugar	18/19 Contracted general activity (UDA)	0
Contract type name	PDS Contract	Carry forward general activity (UDA)	0
Purpose of contract	Orthodontic	18/19 Contracted orthodontic activity (UOA)	8,837
Contract start date	01/04/2012	Carry forward orthodontic activity (UOA)	0
Contract end date	31/03/2022	Baseline contract value	£589,244.35

ACCESS	Contract	England and Wales
24 month ratio of assessments to patient IDs	1.24	1.08

ACTIVITY	Contract
Contract assess and fit appliances (case starts) as a percentage of Area Team case starts	3.9 %

Cumulative percentage of contracted UOA delivered 2018 & 2019



Month	Adjusted Scheduled Activity (UOA)		
	2017	2018	2019
April	572	-40	294
May	1,247	385	714
June	1,658	990	1,032
July	2,408	1,638	2,044
August	2,905	2,003	2,815
September	3,389	2,550	3,227
October	3,655	3,516	3,878
November	3,944	4,417	4,609
December	4,252	5,243	5,493
January	4,582	5,790	6,501
February	4,947	6,723	7,649
March	7,733	8,207	8,743
April	8,679	8,842	
May	8,679	8,842	
June	8,679	8,842	

#### QUANTITY METRICS (rolling 12 month period)

	Contract Quantity	Contract Base Number	Contract *	Area Team	Region	England
% of all assessments that were assess and fit appliances (case starts)	438	805	54.4%	67.9%	58.6%	59.2%
% of all assessments that were assess and refuse	70	805	8.7%	9.6%	11.7%	12.0%
% of all assessments that were assess and review	297	805	36.9%	22.5%	29.7%	28.8%
% of case starts with a reported IOTN of 3 and Aesthetic Component of 5 or below	0	438	N/A	0.0%	0.2%	0.1%
% of case starts with a reported IOTN of 3 and Aesthetic Component of 6 or above	36	438	8.2%	2.7%	3.2%	3.9%
% of case starts with a reported IOTN of 4	308	438	70.3%	78.8%	77.5%	77.6%
% of case starts with a reported IOTN of 5	90	438	20.5%	17.6%	17.2%	16.7 %
% of concluded courses in receipt of dual-arch fixed appliances	330	382	86.4%	70.1%	70.6%	72.9%
% of concluded courses where treatment was abandoned or discontinued	38	382	9.9%	8.8%	9.2%	8.7%
% of patients satisfied with the treatment they have received	11	11	100.0%	96.7%	96.4%	95.7%

\* Figures in italics indicate that the base number is less than 100.

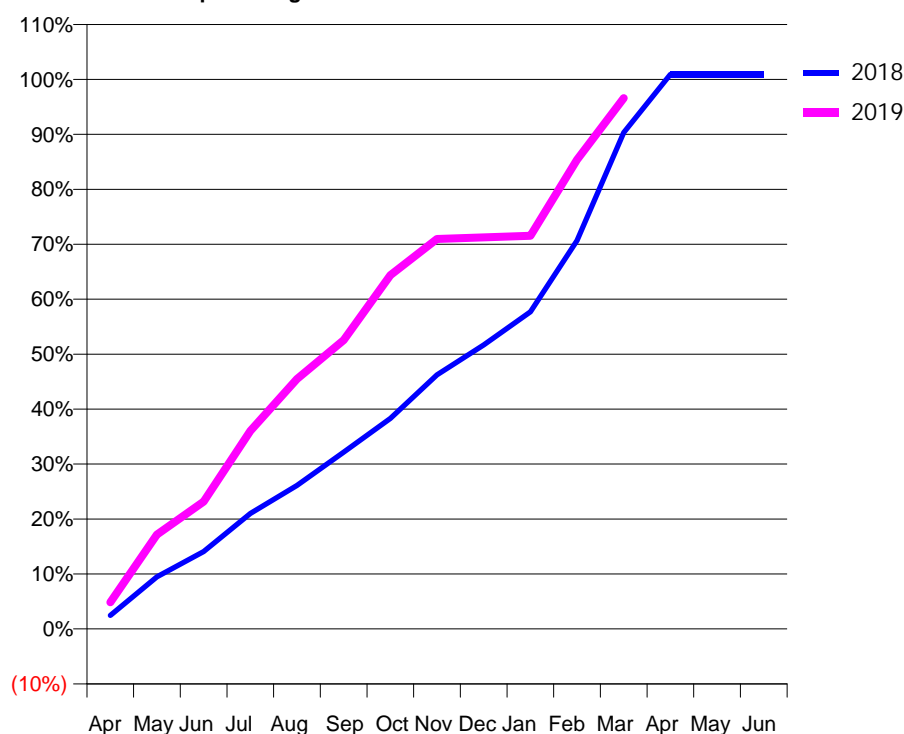
### Q68 - Vital Signs Orthodontic At a Glance Contract Report for 104930/0001 - March 2019

Name or company name	Dentalign Eastbourne Ltd	18/19 Contracted general activity (UDA)	0
Contract type name	PDS Contract	Carry forward general activity (UDA)	0
Purpose of contract	Orthodontic	18/19 Contracted orthodontic activity (UOA)	7,000
Contract start date	01/10/2008	Carry forward orthodontic activity (UOA)	0
Contract end date	31/03/2026	Baseline contract value	£460,334.13

ACCESS	Contract	England and Wales
24 month ratio of assessments to patient IDs	1.00	1.08

ACTIVITY	Contract
Contract assess and fit appliances (case starts) as a percentage of Area Team case starts	3.3 %

Cumulative percentage of contracted UOA delivered 2018 & 2019



Month	Adjusted Scheduled Activity (UOA)		
	2017	2018	2019
April	175	173	341
May	791	663	1,202
June	1,226	986	1,622
July	1,860	1,470	2,524
August	2,542	1,827	3,183
September	2,881	2,252	3,678
October	3,350	2,681	4,505
November	4,234	3,236	4,967
December	4,838	3,618	4,988
January	5,332	4,040	5,009
February	5,804	4,948	5,975
March	6,890	6,323	6,762
April	7,041	7,064	
May	7,041	7,064	
June	7,041	7,064	

### QUANTITY METRICS (rolling 12 month period)

	Contract Quantity	Contract Base Number	Contract *	Area Team	Region	England
% of all assessments that were assess and fit appliances (case starts)	371	374	99.2%	67.9%	58.6%	59.2%
% of all assessments that were assess and refuse	3	374	0.8%	9.6%	11.7%	12.0%
% of all assessments that were assess and review	0	374	0.0%	22.5%	29.7%	28.8%
% of case starts with a reported IOTN of 3 and Aesthetic Component of 5 or below	1	371	0.3%	0.0%	0.2%	0.1%
% of case starts with a reported IOTN of 3 and Aesthetic Component of 6 or above	9	371	2.4%	2.7%	3.2%	3.9%
% of case starts with a reported IOTN of 4	295	371	79.5%	78.8%	77.5%	77.6%
% of case starts with a reported IOTN of 5	64	371	17.3%	17.6%	17.2%	16.7 %
% of concluded courses in receipt of dual-arch fixed appliances	243	309	78.6%	70.1%	70.6%	72.9%
% of concluded courses where treatment was abandoned or discontinued	51	309	16.5%	8.8%	9.2%	8.7%
% of patients satisfied with the treatment they have received	16	17	94.1%	96.7%	96.4%	95.7%

\* Figures in italics indicate that the base number is less than 100.

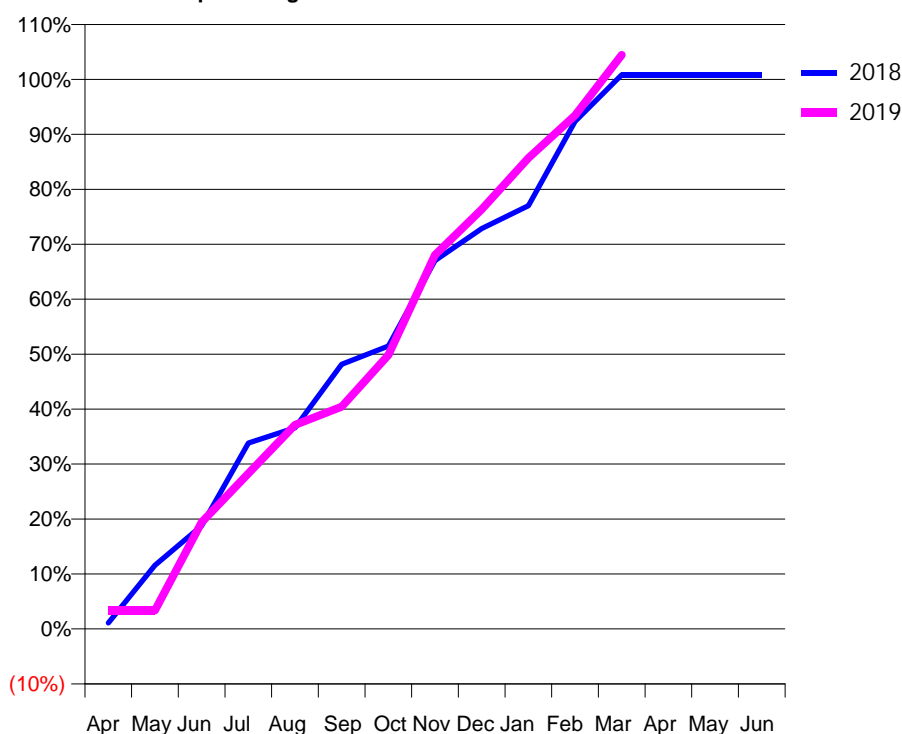
### Q68 - Vital Signs Orthodontic At a Glance Contract Report for 124761/0001 - March 2019

Name or company name	Ortho Clinic (Surrey) Limited	18/19 Contracted general activity (UDA)	0
Contract type name	PDS Contract	Carry forward general activity (UDA)	0
Purpose of contract	Orthodontic	18/19 Contracted orthodontic activity (UOA)	3,806
Contract start date	01/05/2011	Carry forward orthodontic activity (UOA)	0
Contract end date	31/03/2022	Baseline contract value	£247,141.27

ACCESS	Contract	England and Wales
24 month ratio of assessments to patient IDs	1.13	1.08

ACTIVITY	Contract
Contract assess and fit appliances (case starts) as a percentage of Area Team case starts	1.7 %

Cumulative percentage of contracted UOA delivered 2018 & 2019



Month	Adjusted Scheduled Activity (UOA)		
	2017	2018	2019
April	105	42	128
May	525	441	128
June	735	714	739
July	1,302	1,287	1,077
August	1,365	1,392	1,413
September	1,953	1,833	1,539
October	2,457	1,959	1,897
November	2,625	2,551	2,590
December	2,814	2,773	2,905
January	3,129	2,931	3,262
February	3,507	3,514	3,556
March	3,822	3,838	3,976
April	3,864	3,838	
May	3,864	3,838	
June	3,864	3,838	

#### QUANTITY METRICS (rolling 12 month period)

	Contract Quantity	Contract Base Number	Contract *	Area Team	Region	England
% of all assessments that were assess and fit appliances (case starts)	189	196	96.4%	67.9%	58.6%	59.2%
% of all assessments that were assess and refuse	0	196	0.0%	9.6%	11.7%	12.0%
% of all assessments that were assess and review	7	196	3.6%	22.5%	29.7%	28.8%
% of case starts with a reported IOTN of 3 and Aesthetic Component of 5 or below	0	189	N/A	0.0%	0.2%	0.1%
% of case starts with a reported IOTN of 3 and Aesthetic Component of 6 or above	0	189	N/A	2.7%	3.2%	3.9%
% of case starts with a reported IOTN of 4	163	189	86.2%	78.8%	77.5%	77.6%
% of case starts with a reported IOTN of 5	25	189	13.2%	17.6%	17.2%	16.7 %
% of concluded courses in receipt of dual-arch fixed appliances	0	131	N/A	70.1%	70.6%	72.9%
% of concluded courses where treatment was abandoned or discontinued	9	131	6.9%	8.8%	9.2%	8.7%
% of patients satisfied with the treatment they have received	2	2	100.0%	96.7%	96.4%	95.7%

\* Figures in italics indicate that the base number is less than 100.

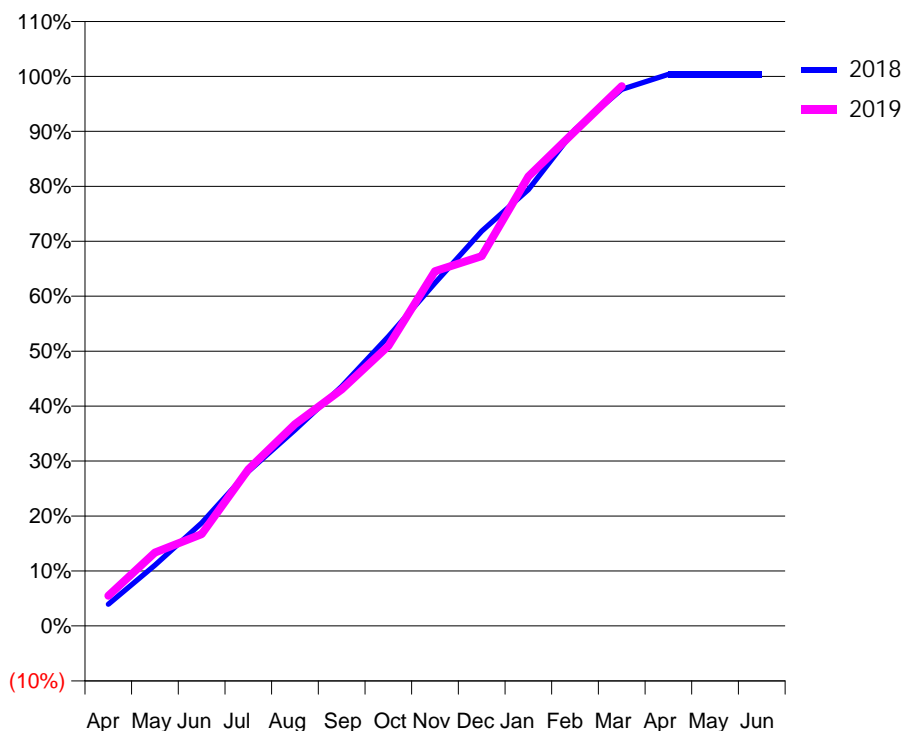
### Q68 - Vital Signs Orthodontic At a Glance Contract Report for 146862/0001 - March 2019

Name or company name	Sackville Road Orthodontic Clinic	18/19 Contracted general activity (UDA)	0
Contract type name	PDS Contract	Carry forward general activity (UDA)	0
Purpose of contract	Orthodontic	18/19 Contracted orthodontic activity (UOA)	6,944
Contract start date	01/10/2009	Carry forward orthodontic activity (UOA)	0
Contract end date	31/03/2026	Baseline contract value	£476,748.40

ACCESS	Contract	England and Wales
24 month ratio of assessments to patient IDs	1.00	1.08

ACTIVITY	Contract
Contract assess and fit appliances (case starts) as a percentage of Area Team case starts	3.0 %

Cumulative percentage of contracted UOA delivered 2018 & 2019



Month	Adjusted Scheduled Activity (UOA)		
	2017	2018	2019
April	187	273	382
May	1,187	768	928
June	1,460	1,301	1,160
July	1,985	1,952	1,979
August	2,426	2,477	2,548
September	2,825	3,027	2,989
October	3,547	3,657	3,538
November	4,101	4,334	4,483
December	4,756	4,987	4,672
January	5,415	5,512	5,680
February	5,924	6,272	6,253
March	6,638	6,780	6,821
April	6,953	6,969	
May	6,953	6,969	
June	6,974	6,969	

#### QUANTITY METRICS (rolling 12 month period)

	Contract Quantity	Contract Base Number	Contract *	Area Team	Region	England
% of all assessments that were assess and fit appliances (case starts)	335	344	97.4%	67.9%	58.6%	59.2%
% of all assessments that were assess and refuse	3	344	0.9%	9.6%	11.7%	12.0%
% of all assessments that were assess and review	6	344	1.7%	22.5%	29.7%	28.8%
% of case starts with a reported IOTN of 3 and Aesthetic Component of 5 or below	0	335	N/A	0.0%	0.2%	0.1%
% of case starts with a reported IOTN of 3 and Aesthetic Component of 6 or above	1	335	0.3%	2.7%	3.2%	3.9%
% of case starts with a reported IOTN of 4	267	335	79.7%	78.8%	77.5%	77.6%
% of case starts with a reported IOTN of 5	66	335	19.7%	17.6%	17.2%	16.7 %
% of concluded courses in receipt of dual-arch fixed appliances	306	388	78.9%	70.1%	70.6%	72.9%
% of concluded courses where treatment was abandoned or discontinued	76	388	19.6%	8.8%	9.2%	8.7%
% of patients satisfied with the treatment they have received	2	2	100.0%	96.7%	96.4%	95.7%

\* Figures in italics indicate that the base number is less than 100.

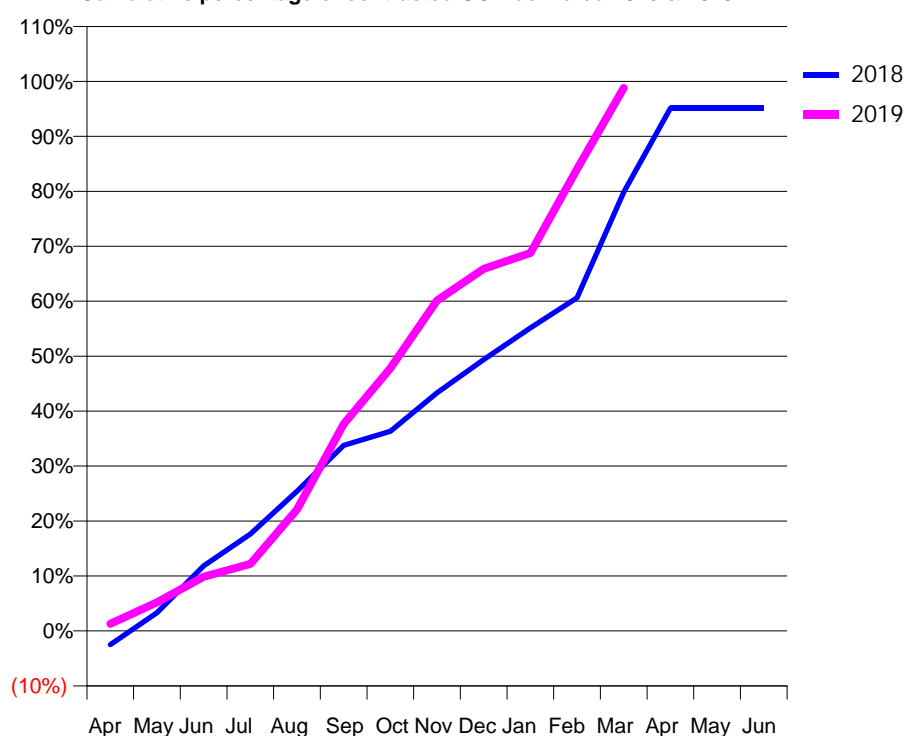
### Q68 - Vital Signs Orthodontic At a Glance Contract Report for 148776/0001 - March 2019

Name or company name	Anglesea Terrace Orthodontic Practice Limited	18/19 Contracted general activity (UDA)	0
Contract type name	PDS Contract	Carry forward general activity (UDA)	0
Purpose of contract	Orthodontic	18/19 Contracted orthodontic activity (UOA)	8,130
Contract start date	01/04/2015	Carry forward orthodontic activity (UOA)	0
Contract end date	31/03/2022	Baseline contract value	£554,864.86

ACCESS	Contract	England and Wales
24 month ratio of assessments to patient IDs	1.00	1.08

ACTIVITY	Contract
Contract assess and fit appliances (case starts) as a percentage of Area Team case starts	3.9 %

Cumulative percentage of contracted UOA delivered 2018 & 2019



Month	Adjusted Scheduled Activity (UOA)		
	2017	2018	2019
April	-208	-204	105
May	107	270	424
June	212	963	802
July	594	1,433	991
August	1,245	2,067	1,796
September	2,589	2,745	3,061
October	2,807	2,955	3,885
November	3,567	3,522	4,888
December	4,264	4,013	5,358
January	4,688	4,483	5,590
February	5,784	4,928	6,832
March	6,939	6,490	8,033
April	7,905	7,735	
May	7,926	7,735	
June	7,926	7,735	

#### QUANTITY METRICS (rolling 12 month period)

	Contract Quantity	Contract Base Number	Contract *	Area Team	Region	England
% of all assessments that were assess and fit appliances (case starts)	442	583	75.8%	67.9%	58.6%	59.2%
% of all assessments that were assess and refuse	140	583	24.0%	9.6%	11.7%	12.0%
% of all assessments that were assess and review	1	583	0.2%	22.5%	29.7%	28.8%
% of case starts with a reported IOTN of 3 and Aesthetic Component of 5 or below	0	442	N/A	0.0%	0.2%	0.1%
% of case starts with a reported IOTN of 3 and Aesthetic Component of 6 or above	0	442	N/A	2.7%	3.2%	3.9%
% of case starts with a reported IOTN of 4	333	442	75.3%	78.8%	77.5%	77.6%
% of case starts with a reported IOTN of 5	106	442	24.0%	17.6%	17.2%	16.7 %
% of concluded courses in receipt of dual-arch fixed appliances	162	288	56.3%	70.1%	70.6%	72.9%
% of concluded courses where treatment was abandoned or discontinued	76	288	26.4%	8.8%	9.2%	8.7%
% of patients satisfied with the treatment they have received	5	6	83.3%	96.7%	96.4%	95.7%

\* Figures in italics indicate that the base number is less than 100.

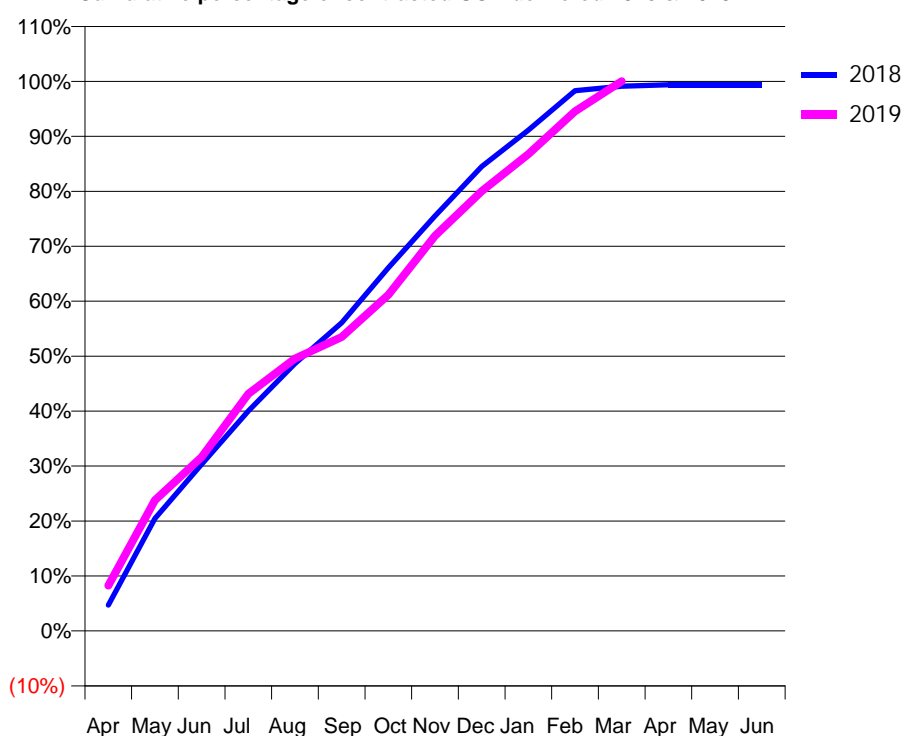
### Q68 - Vital Signs Orthodontic At a Glance Contract Report for 155349/0001 - March 2019

Name or company name	E & G Ortho Limited	18/19 Contracted general activity (UDA)	0
Contract type name	PDS Contract	Carry forward general activity (UDA)	0
Purpose of contract	Orthodontic	18/19 Contracted orthodontic activity (UOA)	10,755
Contract start date	01/04/2011	Carry forward orthodontic activity (UOA)	66
Contract end date	31/03/2026	Baseline contract value	£710,495.24

ACCESS	Contract	England and Wales
24 month ratio of assessments to patient IDs	1.05	1.08

ACTIVITY	Contract
Contract assess and fit appliances (case starts) as a percentage of Area Team case starts	4.8 %

Cumulative percentage of contracted UOA delivered 2018 & 2019



Month	Adjusted Scheduled Activity (UOA)		
	2017	2018	2019
April	781	504	889
May	2,111	2,202	2,557
June	3,018	3,260	3,401
July	4,246	4,305	4,643
August	4,980	5,233	5,327
September	5,920	6,030	5,751
October	6,930	7,109	6,578
November	7,860	8,121	7,732
December	8,537	9,088	8,605
January	9,301	9,802	9,333
February	10,096	10,571	10,167
March	10,643	10,659	10,757
April	10,727	10,688	
May	10,755	10,688	
June	10,755	10,688	

### QUANTITY METRICS (rolling 12 month period)

	Contract Quantity	Contract Base Number	Contract *	Area Team	Region	England
% of all assessments that were assess and fit appliances (case starts)	546	620	88.1%	67.9%	58.6%	59.2%
% of all assessments that were assess and refuse	6	620	1.0%	9.6%	11.7%	12.0%
% of all assessments that were assess and review	68	620	11.0%	22.5%	29.7%	28.8%
% of case starts with a reported IOTN of 3 and Aesthetic Component of 5 or below	0	546	N/A	0.0%	0.2%	0.1%
% of case starts with a reported IOTN of 3 and Aesthetic Component of 6 or above	6	546	1.1%	2.7%	3.2%	3.9%
% of case starts with a reported IOTN of 4	435	546	79.7%	78.8%	77.5%	77.6%
% of case starts with a reported IOTN of 5	104	546	19.0%	17.6%	17.2%	16.7 %
% of concluded courses in receipt of dual-arch fixed appliances	358	457	78.3%	70.1%	70.6%	72.9%
% of concluded courses where treatment was abandoned or discontinued	21	457	4.6%	8.8%	9.2%	8.7%
% of patients satisfied with the treatment they have received	12	12	100.0%	96.7%	96.4%	95.7%

\* Figures in italics indicate that the base number is less than 100.



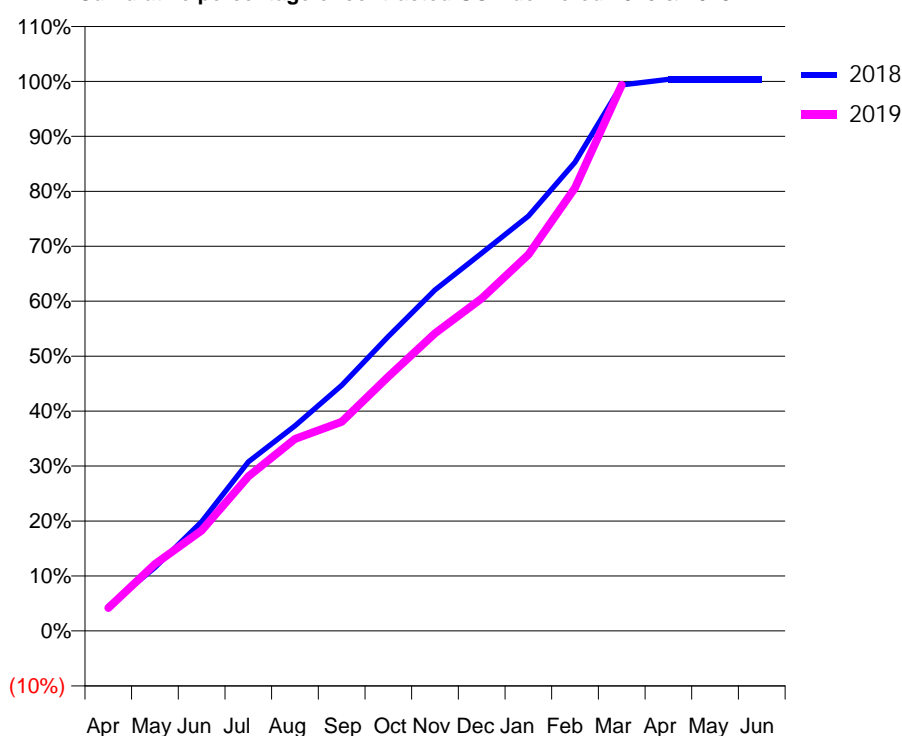
### Q68 - Vital Signs Orthodontic At a Glance Contract Report for 155349/0002 - March 2019

Name or company name	E & G Ortho Limited	18/19 Contracted general activity (UDA)	0
Contract type name	PDS Contract	Carry forward general activity (UDA)	0
Purpose of contract	Orthodontic	18/19 Contracted orthodontic activity (UOA)	6,268
Contract start date	01/04/2011	Carry forward orthodontic activity (UOA)	0
Contract end date	31/03/2026	Baseline contract value	£417,945.41

ACCESS	Contract	England and Wales
24 month ratio of assessments to patient IDs	1.06	1.08

ACTIVITY	Contract
Contract assess and fit appliances (case starts) as a percentage of Area Team case starts	2.8 %

Cumulative percentage of contracted UOA delivered 2018 & 2019



Month	Adjusted Scheduled Activity (UOA)		
	2017	2018	2019
April	91	280	262
May	149	723	763
June	679	1,246	1,146
July	1,130	1,928	1,762
August	1,586	2,340	2,190
September	1,890	2,801	2,385
October	2,312	3,359	2,902
November	2,949	3,888	3,394
December	3,576	4,308	3,792
January	4,367	4,732	4,293
February	5,551	5,345	5,054
March	6,247	6,227	6,226
April	6,268	6,290	
May	6,268	6,290	
June	6,268	6,290	

#### QUANTITY METRICS (rolling 12 month period)

	Contract Quantity	Contract Base Number	Contract *	Area Team	Region	England
% of all assessments that were assess and fit appliances (case starts)	312	427	73.1%	67.9%	58.6%	59.2%
% of all assessments that were assess and refuse	23	427	5.4%	9.6%	11.7%	12.0%
% of all assessments that were assess and review	92	427	21.5%	22.5%	29.7%	28.8%
% of case starts with a reported IOTN of 3 and Aesthetic Component of 5 or below	0	312	N/A	0.0%	0.2%	0.1%
% of case starts with a reported IOTN of 3 and Aesthetic Component of 6 or above	5	312	1.6%	2.7%	3.2%	3.9%
% of case starts with a reported IOTN of 4	245	312	78.5%	78.8%	77.5%	77.6%
% of case starts with a reported IOTN of 5	62	312	19.9%	17.6%	17.2%	16.7 %
% of concluded courses in receipt of dual-arch fixed appliances	159	265	60.0%	70.1%	70.6%	72.9%
% of concluded courses where treatment was abandoned or discontinued	23	265	8.7%	8.8%	9.2%	8.7%
% of patients satisfied with the treatment they have received	4	4	100.0%	96.7%	96.4%	95.7%

\* Figures in italics indicate that the base number is less than 100.

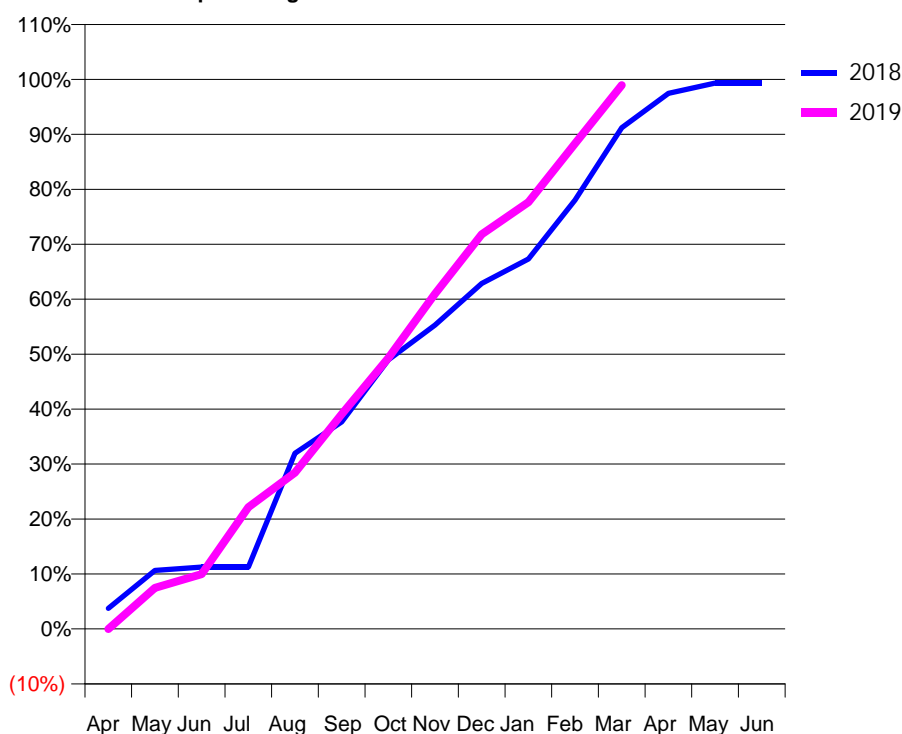
### Q68 - Vital Signs Orthodontic At a Glance Contract Report for 156574/0001 - March 2019

Name or company name	Total Orthodontics	18/19 Contracted general activity (UDA)	0
Contract type name	PDS Contract	Carry forward general activity (UDA)	0
Purpose of contract	Orthodontic	18/19 Contracted orthodontic activity (UOA)	3,356
Contract start date	01/04/2006	Carry forward orthodontic activity (UOA)	23
Contract end date	31/03/2019	Baseline contract value	£220,249.93

ACCESS	Contract	England and Wales
24 month ratio of assessments to patient IDs	1.13	1.08

ACTIVITY	Contract
Contract assess and fit appliances (case starts) as a percentage of Area Team case starts	1.5 %

Cumulative percentage of contracted UOA delivered 2018 & 2019



Month	Adjusted Scheduled Activity (UOA)		
	2017	2018	2019
April	23	126	-1
May	69	357	251
June	392	378	335
July	539	378	743
August	896	1,073	954
September	1,148	1,264	1,311
October	1,383	1,644	1,655
November	1,469	1,856	2,046
December	2,229	2,110	2,409
January	2,271	2,259	2,606
February	2,901	2,619	2,964
March	3,258	3,060	3,321
April	3,447	3,270	
May	3,447	3,333	
June	3,447	3,333	

#### QUANTITY METRICS (rolling 12 month period)

	Contract Quantity	Contract Base Number	Contract *	Area Team	Region	England
% of all assessments that were assess and fit appliances (case starts)	171	269	63.6%	67.9%	58.6%	59.2%
% of all assessments that were assess and refuse	21	269	7.8%	9.6%	11.7%	12.0%
% of all assessments that were assess and review	77	269	28.6%	22.5%	29.7%	28.8%
% of case starts with a reported IOTN of 3 and Aesthetic Component of 5 or below	0	171	N/A	0.0%	0.2%	0.1%
% of case starts with a reported IOTN of 3 and Aesthetic Component of 6 or above	0	171	N/A	2.7%	3.2%	3.9%
% of case starts with a reported IOTN of 4	147	171	86.0%	78.8%	77.5%	77.6%
% of case starts with a reported IOTN of 5	24	171	14.0%	17.6%	17.2%	16.7 %
% of concluded courses in receipt of dual-arch fixed appliances	116	147	78.9%	70.1%	70.6%	72.9%
% of concluded courses where treatment was abandoned or discontinued	26	147	17.7%	8.8%	9.2%	8.7%
% of patients satisfied with the treatment they have received	5	6	83.3%	96.7%	96.4%	95.7%

\* Figures in italics indicate that the base number is less than 100.

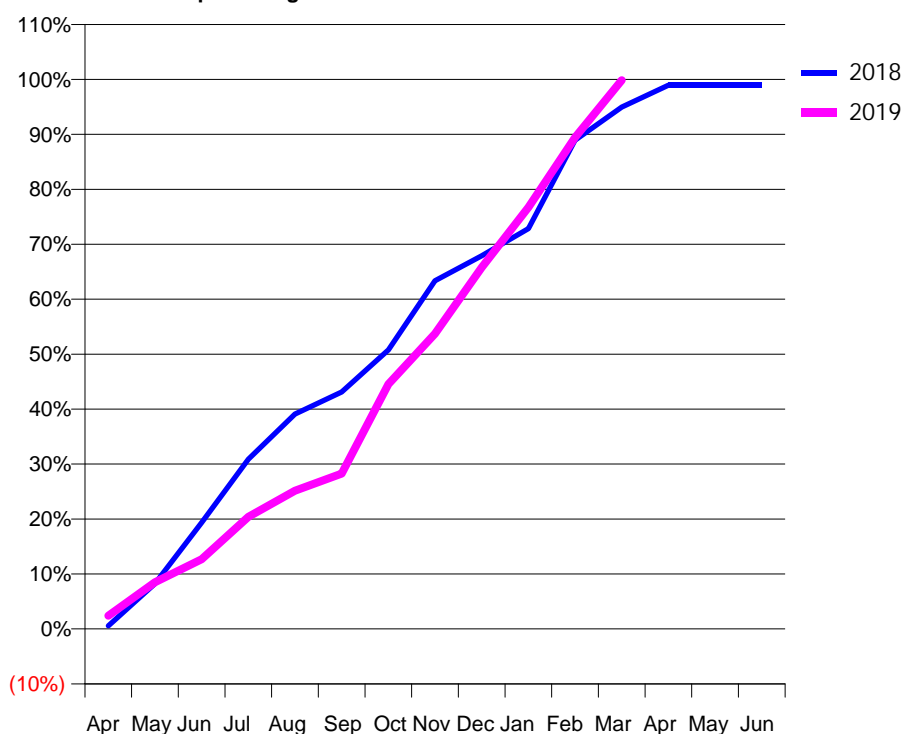
### Q68 - Vital Signs Orthodontic At a Glance Contract Report for 156574/0002 - March 2019

Name or company name	Total Orthodontics	18/19 Contracted general activity (UDA)	0
Contract type name	PDS Contract	Carry forward general activity (UDA)	0
Purpose of contract	Orthodontic	18/19 Contracted orthodontic activity (UOA)	11,513
Contract start date	01/04/2006	Carry forward orthodontic activity (UOA)	120
Contract end date	31/03/2022	Baseline contract value	£790,157.61

ACCESS	Contract	England and Wales
24 month ratio of assessments to patient IDs	1.00	1.08

ACTIVITY	Contract
Contract assess and fit appliances (case starts) as a percentage of Area Team case starts	5.1 %

Cumulative percentage of contracted UOA delivered 2018 & 2019



Month	Adjusted Scheduled Activity (UOA)		
	2017	2018	2019
April	-247	66	279
May	790	948	976
June	1,903	2,229	1,459
July	2,915	3,556	2,349
August	3,906	4,501	2,895
September	4,242	4,963	3,254
October	5,460	5,845	5,128
November	7,434	7,294	6,184
December	8,341	7,819	7,572
January	8,383	8,386	8,833
February	9,496	10,238	10,294
March	10,424	10,931	11,496
April	10,928	11,393	
May	10,928	11,393	
June	11,432	11,393	

#### QUANTITY METRICS (rolling 12 month period)

	Contract Quantity	Contract Base Number	Contract *	Area Team	Region	England
% of all assessments that were assess and fit appliances (case starts)	580	627	92.5%	67.9%	58.6%	59.2%
% of all assessments that were assess and refuse	11	627	1.8%	9.6%	11.7%	12.0%
% of all assessments that were assess and review	36	627	5.7%	22.5%	29.7%	28.8%
% of case starts with a reported IOTN of 3 and Aesthetic Component of 5 or below	0	580	N/A	0.0%	0.2%	0.1%
% of case starts with a reported IOTN of 3 and Aesthetic Component of 6 or above	40	580	6.9%	2.7%	3.2%	3.9%
% of case starts with a reported IOTN of 4	477	580	82.2%	78.8%	77.5%	77.6%
% of case starts with a reported IOTN of 5	62	580	10.7%	17.6%	17.2%	16.7 %
% of concluded courses in receipt of dual-arch fixed appliances	518	546	94.9%	70.1%	70.6%	72.9%
% of concluded courses where treatment was abandoned or discontinued	19	546	3.5%	8.8%	9.2%	8.7%
% of patients satisfied with the treatment they have received	6	7	85.7%	96.7%	96.4%	95.7%

\* Figures in italics indicate that the base number is less than 100.

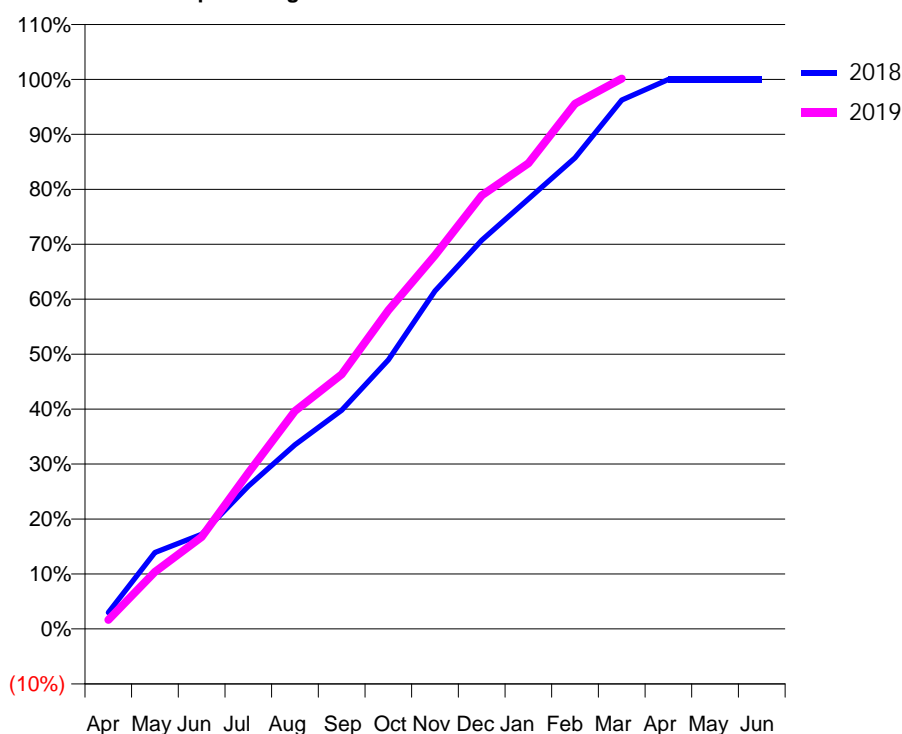
### Q68 - Vital Signs Orthodontic At a Glance Contract Report for 156574/0004 - March 2019

Name or company name	Total Orthodontics	18/19 Contracted general activity (UDA)	0
Contract type name	PDS Contract	Carry forward general activity (UDA)	0
Purpose of contract	Orthodontic	18/19 Contracted orthodontic activity (UOA)	5,040
Contract start date	01/05/2010	Carry forward orthodontic activity (UOA)	1
Contract end date	31/03/2026	Baseline contract value	£331,205.55

ACCESS	Contract	England and Wales
24 month ratio of assessments to patient IDs	1.00	1.08

ACTIVITY	Contract
Contract assess and fit appliances (case starts) as a percentage of Area Team case starts	2.2 %

Cumulative percentage of contracted UOA delivered 2018 & 2019



Month	Adjusted Scheduled Activity (UOA)		
	2017	2018	2019
April	0	151	83
May	424	701	524
June	1,155	869	843
July	1,471	1,310	1,431
August	1,702	1,688	1,998
September	1,870	2,007	2,334
October	2,147	2,469	2,922
November	2,442	3,099	3,426
December	3,786	3,565	3,976
January	3,975	3,943	4,270
February	4,584	4,321	4,816
March	5,046	4,850	5,047
April	5,151	5,039	
May	5,151	5,039	
June	5,151	5,039	

#### QUANTITY METRICS (rolling 12 month period)

	Contract Quantity	Contract Base Number	Contract *	Area Team	Region	England
% of all assessments that were assess and fit appliances (case starts)	251	251	100.0%	67.9%	58.6%	59.2%
% of all assessments that were assess and refuse	0	251	0.0%	9.6%	11.7%	12.0%
% of all assessments that were assess and review	0	251	0.0%	22.5%	29.7%	28.8%
% of case starts with a reported IOTN of 3 and Aesthetic Component of 5 or below	0	251	N/A	0.0%	0.2%	0.1%
% of case starts with a reported IOTN of 3 and Aesthetic Component of 6 or above	12	251	4.8%	2.7%	3.2%	3.9%
% of case starts with a reported IOTN of 4	210	251	83.7%	78.8%	77.5%	77.6%
% of case starts with a reported IOTN of 5	28	251	11.2%	17.6%	17.2%	16.7 %
% of concluded courses in receipt of dual-arch fixed appliances	243	249	97.6%	70.1%	70.6%	72.9%
% of concluded courses where treatment was abandoned or discontinued	1	249	0.4%	8.8%	9.2%	8.7%
% of patients satisfied with the treatment they have received	3	3	100.0%	96.7%	96.4%	95.7%

\* Figures in italics indicate that the base number is less than 100.

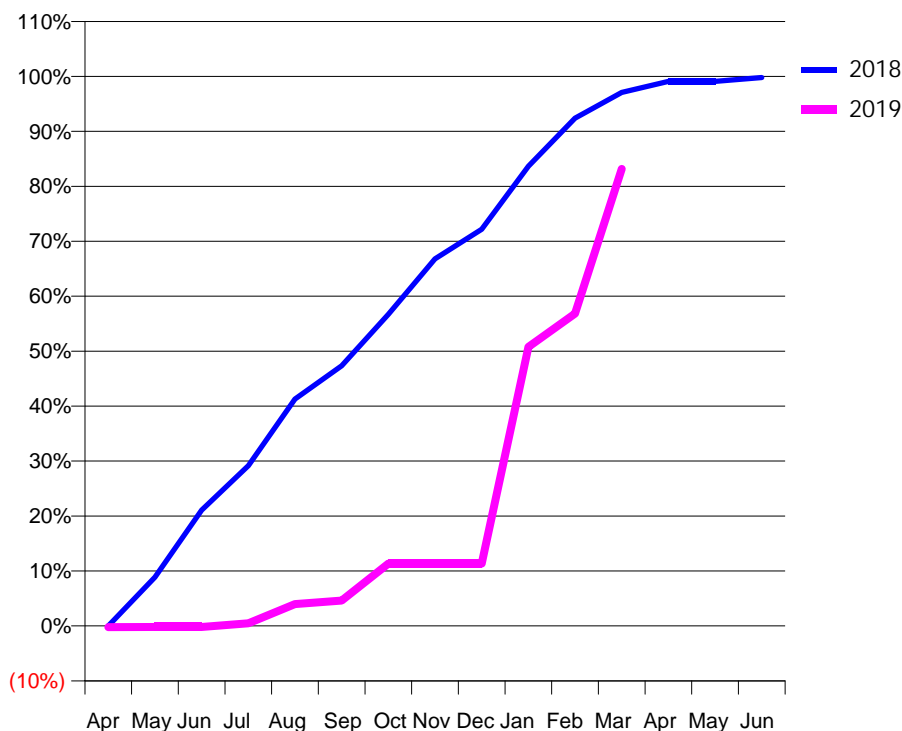
### Q68 - Vital Signs Orthodontic At a Glance Contract Report for 156574/0005 - March 2019

Name or company name	Total Orthodontics	18/19 Contracted general activity (UDA)	0
Contract type name	PDS Contract	Carry forward general activity (UDA)	0
Purpose of contract	Orthodontic	18/19 Contracted orthodontic activity (UOA)	3,127
Contract start date	01/04/2012	Carry forward orthodontic activity (UOA)	7
Contract end date	31/03/2019	Baseline contract value	£203,645.40

ACCESS	Contract	England and Wales
24 month ratio of assessments to patient IDs	1.00	1.08

ACTIVITY	Contract
Contract assess and fit appliances (case starts) as a percentage of Area Team case starts	1.2 %

Cumulative percentage of contracted UOA delivered 2018 & 2019



Month	Adjusted Scheduled Activity (UOA)		
	2017	2018	2019
April	88	0	-7
May	112	277	-6
June	706	659	-6
July	979	912	15
August	1,252	1,291	124
September	1,378	1,480	145
October	1,630	1,774	355
November	1,819	2,089	355
December	2,096	2,257	355
January	2,285	2,616	1,588
February	2,411	2,889	1,777
March	2,411	3,036	2,600
April	3,108	3,099	
May	3,129	3,099	
June	3,129	3,120	

#### QUANTITY METRICS (rolling 12 month period)

	Contract Quantity	Contract Base Number	Contract *	Area Team	Region	England
% of all assessments that were assess and fit appliances (case starts)	131	138	94.9%	67.9%	58.6%	59.2%
% of all assessments that were assess and refuse	0	138	0.0%	9.6%	11.7%	12.0%
% of all assessments that were assess and review	7	138	5.1%	22.5%	29.7%	28.8%
% of case starts with a reported IOTN of 3 and Aesthetic Component of 5 or below	0	131	N/A	0.0%	0.2%	0.1%
% of case starts with a reported IOTN of 3 and Aesthetic Component of 6 or above	6	131	4.6%	2.7%	3.2%	3.9%
% of case starts with a reported IOTN of 4	104	131	79.4%	78.8%	77.5%	77.6%
% of case starts with a reported IOTN of 5	21	131	16.0%	17.6%	17.2%	16.7 %
% of concluded courses in receipt of dual-arch fixed appliances	91	111	82.0%	70.1%	70.6%	72.9%
% of concluded courses where treatment was abandoned or discontinued	18	111	16.2%	8.8%	9.2%	8.7%
% of patients satisfied with the treatment they have received	0	0	N/A	96.7%	96.4%	95.7%

\* Figures in italics indicate that the base number is less than 100.

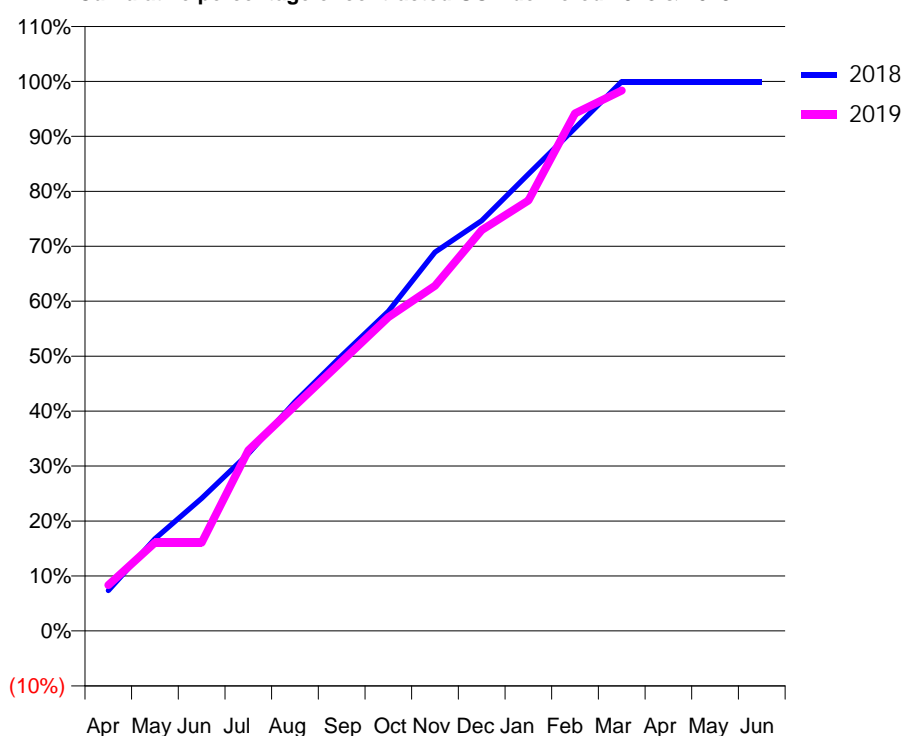
### Q68 - Vital Signs Orthodontic At a Glance Contract Report for 169110/0009 - March 2019

Name or company name	Dentalign Orthodontics LLP	18/19 Contracted general activity (UDA)	0
Contract type name	PDS Contract	Carry forward general activity (UDA)	0
Purpose of contract	Orthodontic	18/19 Contracted orthodontic activity (UOA)	6,254
Contract start date	01/04/2011	Carry forward orthodontic activity (UOA)	2
Contract end date	31/03/2022	Baseline contract value	£418,440.58

ACCESS	Contract	England and Wales
24 month ratio of assessments to patient IDs	1.00	1.08

ACTIVITY	Contract
Contract assess and fit appliances (case starts) as a percentage of Area Team case starts	2.6 %

Cumulative percentage of contracted UOA delivered 2018 & 2019



Month	Adjusted Scheduled Activity (UOA)		
	2017	2018	2019
April	519	460	523
May	519	1,048	1,006
June	1,427	1,510	1,006
July	1,912	2,018	2,056
August	2,479	2,606	2,562
September	3,090	3,131	3,066
October	3,636	3,639	3,571
November	4,170	4,311	3,929
December	4,675	4,669	4,561
January	5,180	5,198	4,898
February	5,705	5,723	5,889
March	6,062	6,252	6,149
April	6,252	6,252	
May	6,252	6,252	
June	6,252	6,252	

### QUANTITY METRICS (rolling 12 month period)

	Contract Quantity	Contract Base Number	Contract *	Area Team	Region	England
% of all assessments that were assess and fit appliances (case starts)	289	370	78.1%	67.9%	58.6%	59.2%
% of all assessments that were assess and refuse	12	370	3.2%	9.6%	11.7%	12.0%
% of all assessments that were assess and review	69	370	18.6%	22.5%	29.7%	28.8%
% of case starts with a reported IOTN of 3 and Aesthetic Component of 5 or below	0	289	N/A	0.0%	0.2%	0.1%
% of case starts with a reported IOTN of 3 and Aesthetic Component of 6 or above	0	289	N/A	2.7%	3.2%	3.9%
% of case starts with a reported IOTN of 4	241	289	83.4%	78.8%	77.5%	77.6%
% of case starts with a reported IOTN of 5	48	289	16.6%	17.6%	17.2%	16.7 %
% of concluded courses in receipt of dual-arch fixed appliances	0	292	N/A	70.1%	70.6%	72.9%
% of concluded courses where treatment was abandoned or discontinued	5	292	1.7%	8.8%	9.2%	8.7%
% of patients satisfied with the treatment they have received	3	3	100.0%	96.7%	96.4%	95.7%

\* Figures in italics indicate that the base number is less than 100.

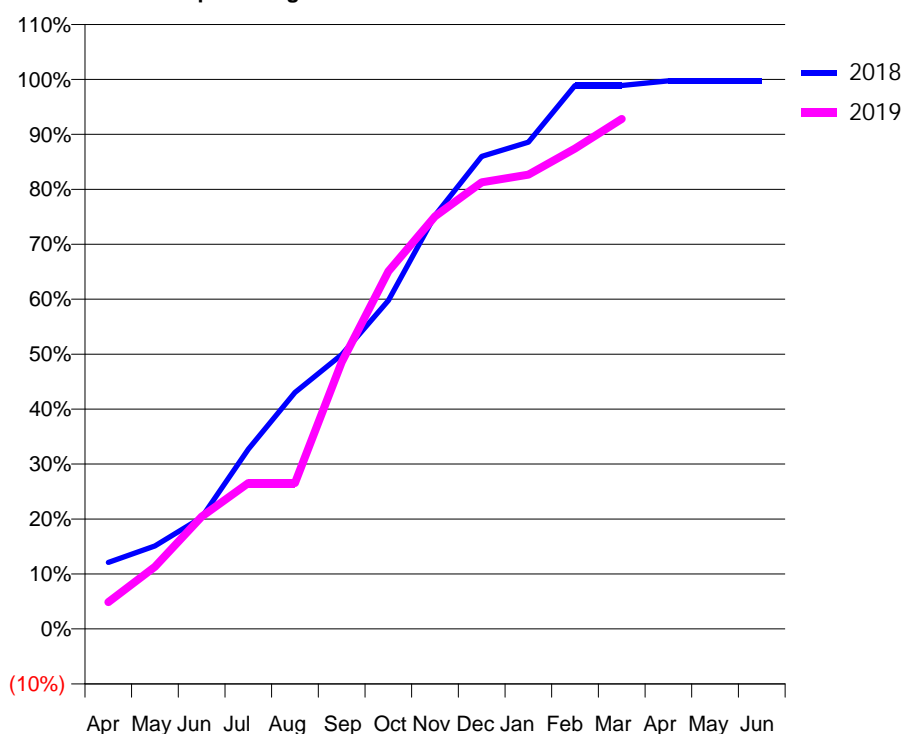
### Q68 - Vital Signs Orthodontic At a Glance Contract Report for 169110/0015 - March 2019

Name or company name	Dentalign Orthodontics LLP	18/19 Contracted general activity (UDA)	0
Contract type name	PDS Contract	Carry forward general activity (UDA)	0
Purpose of contract	Orthodontic	18/19 Contracted orthodontic activity (UOA)	4,889
Contract start date	01/04/2014	Carry forward orthodontic activity (UOA)	13
Contract end date	31/03/2022	Baseline contract value	£325,817.13

ACCESS	Contract	England and Wales
24 month ratio of assessments to patient IDs	1.00	1.08

ACTIVITY	Contract
Contract assess and fit appliances (case starts) as a percentage of Area Team case starts	1.8 %

Cumulative percentage of contracted UOA delivered 2018 & 2019



Month	Adjusted Scheduled Activity (UOA)		
	2017	2018	2019
April	231	592	239
May	525	739	554
June	886	991	999
July	1,432	1,600	1,297
August	1,856	2,104	1,297
September	2,192	2,440	2,374
October	2,675	2,923	3,181
November	3,116	3,679	3,670
December	3,519	4,204	3,973
January	3,624	4,330	4,041
February	3,985	4,834	4,274
March	4,552	4,834	4,536
April	4,892	4,876	
May	4,892	4,876	
June	4,934	4,876	

#### QUANTITY METRICS (rolling 12 month period)

	Contract Quantity	Contract Base Number	Contract *	Area Team	Region	England
% of all assessments that were assess and fit appliances (case starts)	203	596	34.1%	67.9%	58.6%	59.2%
% of all assessments that were assess and refuse	26	596	4.4%	9.6%	11.7%	12.0%
% of all assessments that were assess and review	367	596	61.6%	22.5%	29.7%	28.8%
% of case starts with a reported IOTN of 3 and Aesthetic Component of 5 or below	0	203	N/A	0.0%	0.2%	0.1%
% of case starts with a reported IOTN of 3 and Aesthetic Component of 6 or above	0	203	N/A	2.7%	3.2%	3.9%
% of case starts with a reported IOTN of 4	157	203	77.3%	78.8%	77.5%	77.6%
% of case starts with a reported IOTN of 5	45	203	22.2%	17.6%	17.2%	16.7 %
% of concluded courses in receipt of dual-arch fixed appliances	156	244	63.9%	70.1%	70.6%	72.9%
% of concluded courses where treatment was abandoned or discontinued	40	244	16.4%	8.8%	9.2%	8.7%
% of patients satisfied with the treatment they have received	1	1	100.0%	96.7%	96.4%	95.7%

\* Figures in italics indicate that the base number is less than 100.

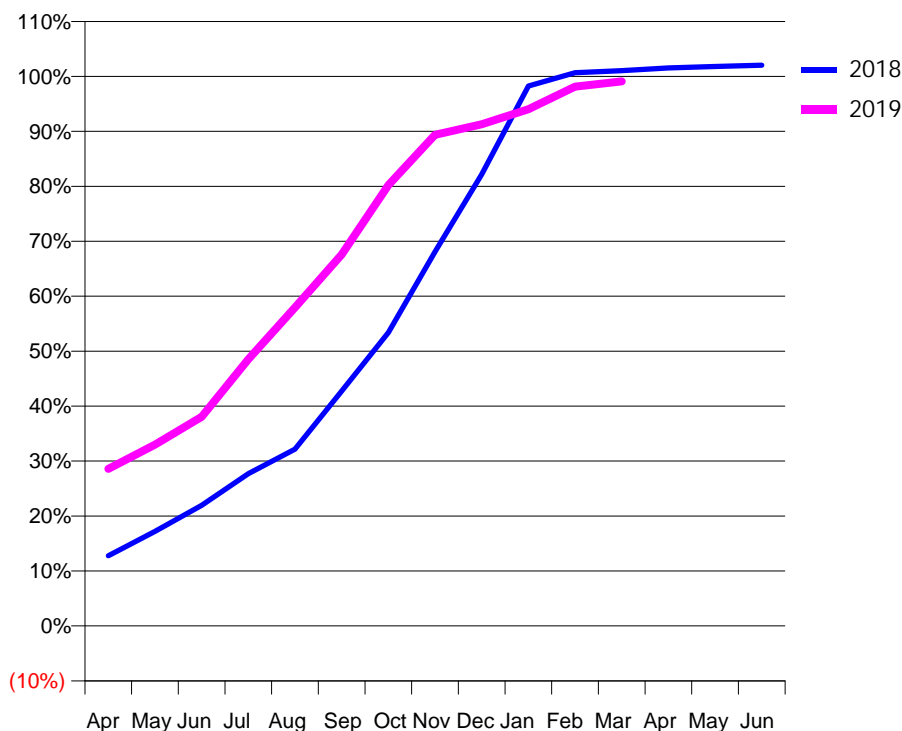
### Q68 - Vital Signs Orthodontic At a Glance Contract Report for 175471/0001 - March 2019

Name or company name	Surrey Orthodontics Limited	18/19 Contracted general activity (UDA)	0
Contract type name	PDS Contract	Carry forward general activity (UDA)	0
Purpose of contract	Orthodontic	18/19 Contracted orthodontic activity (UOA)	8,153
Contract start date	01/01/2012	Carry forward orthodontic activity (UOA)	0
Contract end date	31/03/2019	Baseline contract value	£537,085.89

ACCESS	Contract	England and Wales
24 month ratio of assessments to patient IDs	1.11	1.08

ACTIVITY	Contract
Contract assess and fit appliances (case starts) as a percentage of Area Team case starts	3.3 %

Cumulative percentage of contracted UOA delivered 2018 & 2019



Month	Adjusted Scheduled Activity (UOA)		
	2017	2018	2019
April	1,575	1,042	2,330
May	1,953	1,401	2,689
June	2,399	1,789	3,103
July	3,135	2,261	3,956
August	4,124	2,623	4,724
September	5,011	3,485	5,509
October	5,852	4,353	6,541
November	6,744	5,552	7,286
December	7,378	6,699	7,442
January	7,784	8,010	7,665
February	8,145	8,209	8,001
March	8,166	8,237	8,080
April	8,188	8,278	
May	8,230	8,299	
June	8,230	8,319	

#### QUANTITY METRICS (rolling 12 month period)

	Contract Quantity	Contract Base Number	Contract *	Area Team	Region	England
% of all assessments that were assess and fit appliances (case starts)	378	916	41.3%	67.9%	58.6%	59.2%
% of all assessments that were assess and refuse	269	916	29.4%	9.6%	11.7%	12.0%
% of all assessments that were assess and review	269	916	29.4%	22.5%	29.7%	28.8%
% of case starts with a reported IOTN of 3 and Aesthetic Component of 5 or below	0	378	N/A	0.0%	0.2%	0.1%
% of case starts with a reported IOTN of 3 and Aesthetic Component of 6 or above	16	378	4.2%	2.7%	3.2%	3.9%
% of case starts with a reported IOTN of 4	307	378	81.2%	78.8%	77.5%	77.6%
% of case starts with a reported IOTN of 5	55	378	14.6%	17.6%	17.2%	16.7 %
% of concluded courses in receipt of dual-arch fixed appliances	378	437	86.5%	70.1%	70.6%	72.9%
% of concluded courses where treatment was abandoned or discontinued	25	437	5.7%	8.8%	9.2%	8.7%
% of patients satisfied with the treatment they have received	12	12	100.0%	96.7%	96.4%	95.7%

\* Figures in italics indicate that the base number is less than 100.



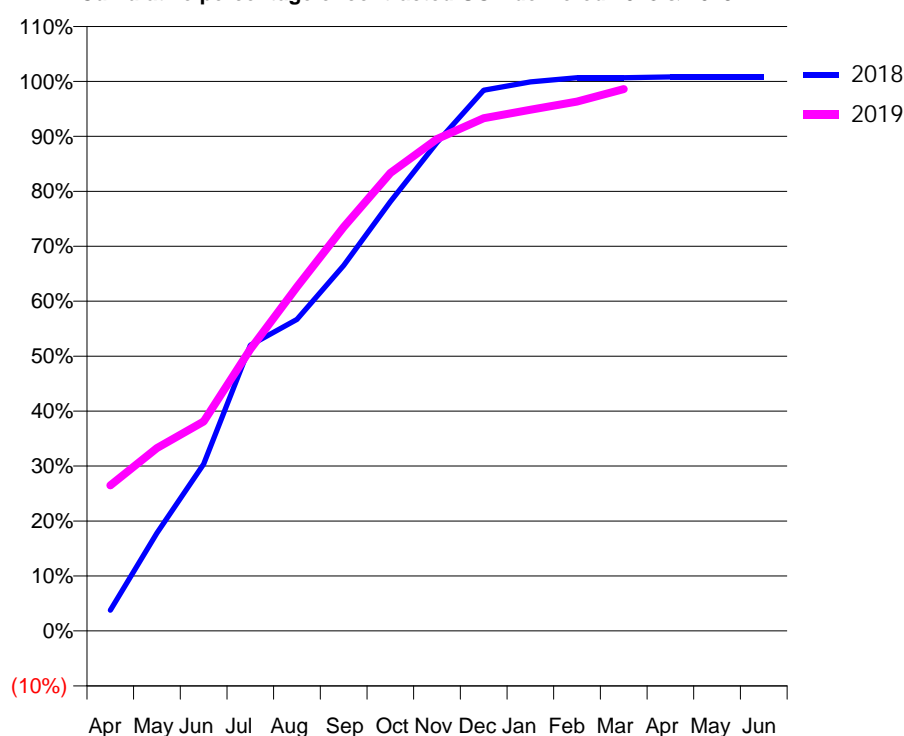
### Q68 - Vital Signs Orthodontic At a Glance Contract Report for 178462/0001 - March 2019

Name or company name	IQ Orthodontics Ltd	18/19 Contracted general activity (UDA)	0
Contract type name	PDS Contract	Carry forward general activity (UDA)	0
Purpose of contract	Orthodontic	18/19 Contracted orthodontic activity (UOA)	2,776
Contract start date	01/04/2011	Carry forward orthodontic activity (UOA)	0
Contract end date	31/03/2019	Baseline contract value	£178,461.69

ACCESS	Contract	England and Wales
24 month ratio of assessments to patient IDs	1.01	1.08

ACTIVITY	Contract
Contract assess and fit appliances (case starts) as a percentage of Area Team case starts	1.2 %

Cumulative percentage of contracted UOA delivered 2018 & 2019



Month	Adjusted Scheduled Activity (UOA)		
	2017	2018	2019
April	0	105	735
May	0	495	924
June	546	843	1,058
July	336	1,443	1,423
August	1,262	1,573	1,738
September	1,367	1,846	2,040
October	1,577	2,169	2,313
November	1,682	2,467	2,485
December	1,854	2,731	2,590
January	2,232	2,773	2,632
February	2,421	2,794	2,674
March	2,736	2,794	2,737
April	2,778	2,798	
May	2,778	2,798	
June	2,778	2,798	

### QUANTITY METRICS (rolling 12 month period)

	Contract Quantity	Contract Base Number	Contract *	Area Team	Region	England
% of all assessments that were assess and fit appliances (case starts)	137	137	100.0%	67.9%	58.6%	59.2%
% of all assessments that were assess and refuse	0	137	0.0%	9.6%	11.7%	12.0%
% of all assessments that were assess and review	0	137	0.0%	22.5%	29.7%	28.8%
% of case starts with a reported IOTN of 3 and Aesthetic Component of 5 or below	0	137	N/A	0.0%	0.2%	0.1%
% of case starts with a reported IOTN of 3 and Aesthetic Component of 6 or above	0	137	N/A	2.7%	3.2%	3.9%
% of case starts with a reported IOTN of 4	81	137	59.1%	78.8%	77.5%	77.6%
% of case starts with a reported IOTN of 5	56	137	40.9%	17.6%	17.2%	16.7 %
% of concluded courses in receipt of dual-arch fixed appliances	127	155	81.9%	70.1%	70.6%	72.9%
% of concluded courses where treatment was abandoned or discontinued	15	155	9.7%	8.8%	9.2%	8.7%
% of patients satisfied with the treatment they have received	3	3	100.0%	96.7%	96.4%	95.7%

\* Figures in italics indicate that the base number is less than 100.

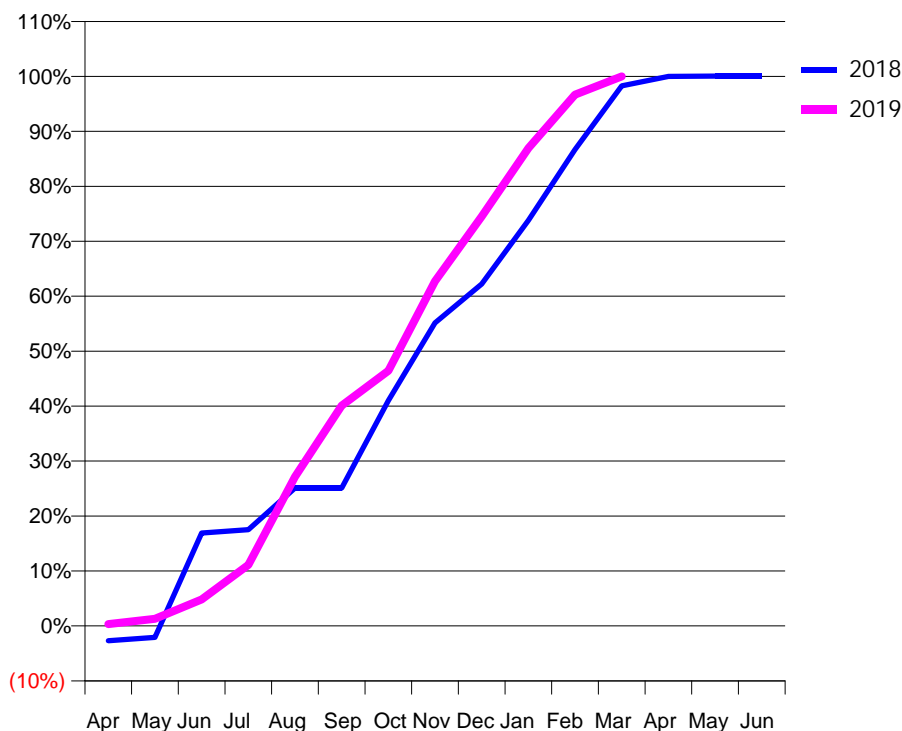
### Q68 - Vital Signs Orthodontic At a Glance Contract Report for 183482/0001 - March 2019

Name or company name	Surrey Orthodontics (Godalming) Limited	18/19 Contracted general activity (UDA)	0
Contract type name	PDS Contract	Carry forward general activity (UDA)	0
Purpose of contract	Orthodontic	18/19 Contracted orthodontic activity (UOA)	13,971
Contract start date	20/03/2015	Carry forward orthodontic activity (UOA)	0
Contract end date	31/03/2026	Baseline contract value	£879,565.70

ACCESS	Contract	England and Wales
24 month ratio of assessments to patient IDs	1.02	1.08

ACTIVITY	Contract
Contract assess and fit appliances (case starts) as a percentage of Area Team case starts	6.2 %

Cumulative percentage of contracted UOA delivered 2018 & 2019



Month	Adjusted Scheduled Activity (UOA)		
	2017	2018	2019
April	2	-377	49
May	1,764	-292	183
June	2,412	2,361	672
July	2,412	2,449	1,556
August	4,435	3,503	3,789
September	4,435	3,503	5,598
October	7,335	5,732	6,486
November	8,303	7,705	8,764
December	8,983	8,693	10,409
January	10,587	10,312	12,145
February	11,514	12,113	13,504
March	12,785	13,728	13,971
April	12,785	13,971	
May	13,573	13,975	
June	13,594	13,975	

#### QUANTITY METRICS (rolling 12 month period)

	Contract Quantity	Contract Base Number	Contract *	Area Team	Region	England
% of all assessments that were assess and fit appliances (case starts)	696	1,011	68.8%	67.9%	58.6%	59.2%
% of all assessments that were assess and refuse	72	1,011	7.1%	9.6%	11.7%	12.0%
% of all assessments that were assess and review	243	1,011	24.0%	22.5%	29.7%	28.8%
% of case starts with a reported IOTN of 3 and Aesthetic Component of 5 or below	0	696	N/A	0.0%	0.2%	0.1%
% of case starts with a reported IOTN of 3 and Aesthetic Component of 6 or above	11	696	1.6%	2.7%	3.2%	3.9%
% of case starts with a reported IOTN of 4	542	696	77.9%	78.8%	77.5%	77.6%
% of case starts with a reported IOTN of 5	139	696	20.0%	17.6%	17.2%	16.7 %
% of concluded courses in receipt of dual-arch fixed appliances	108	652	16.6%	70.1%	70.6%	72.9%
% of concluded courses where treatment was abandoned or discontinued	47	652	7.2%	8.8%	9.2%	8.7%
% of patients satisfied with the treatment they have received	14	15	93.3%	96.7%	96.4%	95.7%

\* Figures in italics indicate that the base number is less than 100.

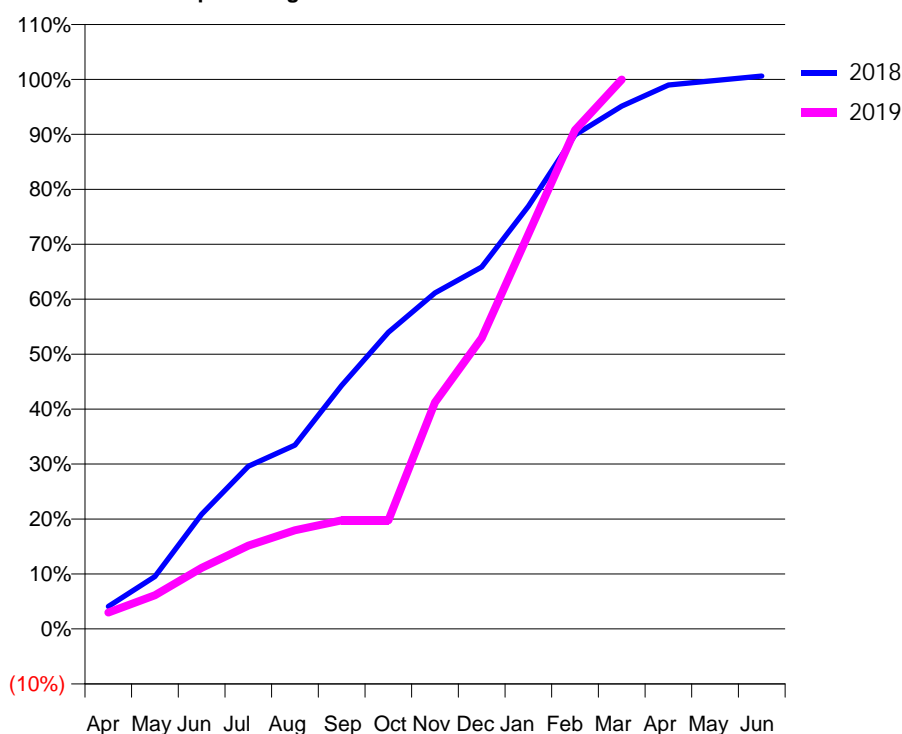
### Q68 - Vital Signs Orthodontic At a Glance Contract Report for 186872/0006 - March 2019

Name or company name	ORTHOWORLD 2000 LTD	18/19 Contracted general activity (UDA)	0
Contract type name	PDS Contract	Carry forward general activity (UDA)	0
Purpose of contract	Orthodontic	18/19 Contracted orthodontic activity (UOA)	7,730
Contract start date	01/04/2006	Carry forward orthodontic activity (UOA)	0
Contract end date	31/03/2026	Baseline contract value	£512,916.52

ACCESS	Contract	England and Wales
24 month ratio of assessments to patient IDs	1.01	1.08

ACTIVITY	Contract
Contract assess and fit appliances (case starts) as a percentage of Area Team case starts	3.4 %

Cumulative percentage of contracted UOA delivered 2018 & 2019



Month	Adjusted Scheduled Activity (UOA)		
	2017	2018	2019
April	103	317	232
May	550	739	473
June	1,066	1,614	861
July	1,902	2,290	1,172
August	2,931	2,586	1,388
September	3,762	3,427	1,527
October	4,727	4,172	1,527
November	5,392	4,727	3,187
December	5,860	5,092	4,092
January	6,370	5,945	5,556
February	6,700	6,950	7,014
March	7,571	7,354	7,728
April	7,721	7,651	
May	7,742	7,714	
June	7,742	7,777	

#### QUANTITY METRICS (rolling 12 month period)

	Contract Quantity	Contract Base Number	Contract *	Area Team	Region	England
% of all assessments that were assess and fit appliances (case starts)	385	595	64.7%	67.9%	58.6%	59.2%
% of all assessments that were assess and refuse	72	595	12.1%	9.6%	11.7%	12.0%
% of all assessments that were assess and review	138	595	23.2%	22.5%	29.7%	28.8%
% of case starts with a reported IOTN of 3 and Aesthetic Component of 5 or below	0	385	N/A	0.0%	0.2%	0.1%
% of case starts with a reported IOTN of 3 and Aesthetic Component of 6 or above	30	385	7.8%	2.7%	3.2%	3.9%
% of case starts with a reported IOTN of 4	265	385	68.8%	78.8%	77.5%	77.6%
% of case starts with a reported IOTN of 5	90	385	23.4%	17.6%	17.2%	16.7 %
% of concluded courses in receipt of dual-arch fixed appliances	412	528	78.0%	70.1%	70.6%	72.9%
% of concluded courses where treatment was abandoned or discontinued	89	528	16.9%	8.8%	9.2%	8.7%
% of patients satisfied with the treatment they have received	0	0	N/A	96.7%	96.4%	95.7%

\* Figures in italics indicate that the base number is less than 100.

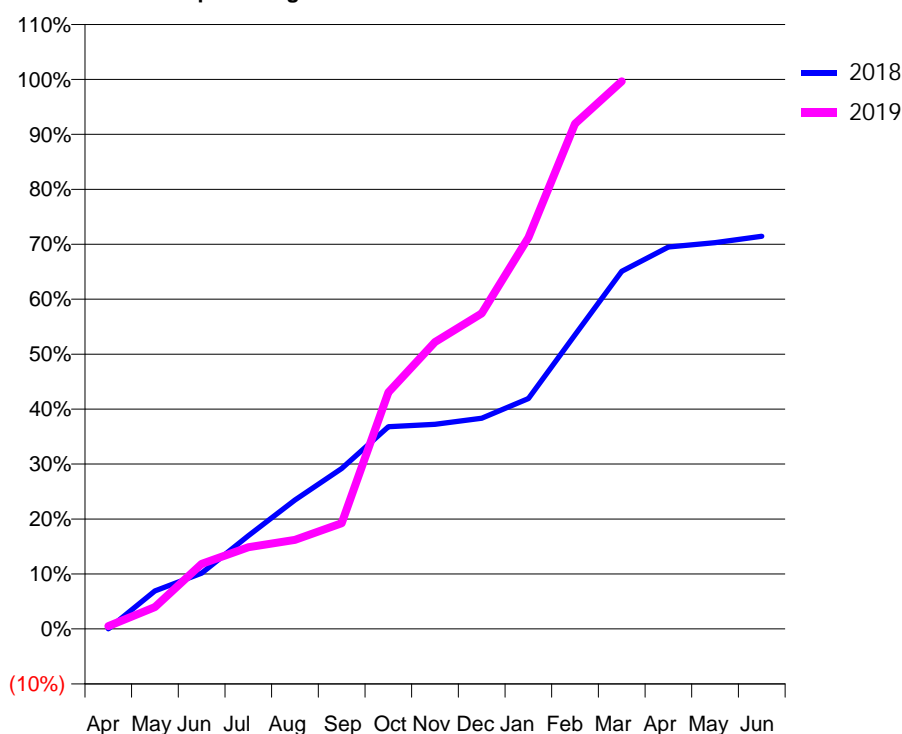
### Q68 - Vital Signs Orthodontic At a Glance Contract Report for 188751/0003 - March 2019

Name or company name	Mr P Boamah & Mr C Amin.	18/19 Contracted general activity (UDA)	0
Contract type name	PDS Contract	Carry forward general activity (UDA)	0
Purpose of contract	Orthodontic	18/19 Contracted orthodontic activity (UOA)	5,323
Contract start date	01/04/2011	Carry forward orthodontic activity (UOA)	0
Contract end date	31/03/2022	Baseline contract value	£354,933.53

ACCESS	Contract	England and Wales
24 month ratio of assessments to patient IDs	1.04	1.08

ACTIVITY	Contract
Contract assess and fit appliances (case starts) as a percentage of Area Team case starts	2.4 %

Cumulative percentage of contracted UOA delivered 2018 & 2019



Month	Adjusted Scheduled Activity (UOA)		
	2017	2018	2019
April	49	0	28
May	159	369	212
June	289	540	630
July	684	904	791
August	966	1,248	863
September	1,273	1,554	1,024
October	1,400	1,959	2,292
November	1,559	1,982	2,779
December	2,356	2,041	3,057
January	2,401	2,231	3,791
February	2,751	2,849	4,893
March	2,986	3,464	5,304
April	3,348	3,699	
May	3,369	3,741	
June	3,369	3,804	

#### QUANTITY METRICS (rolling 12 month period)

	Contract Quantity	Contract Base Number	Contract *	Area Team	Region	England
% of all assessments that were assess and fit appliances (case starts)	267	517	51.6%	67.9%	58.6%	59.2%
% of all assessments that were assess and refuse	99	517	19.1%	9.6%	11.7%	12.0%
% of all assessments that were assess and review	151	517	29.2%	22.5%	29.7%	28.8%
% of case starts with a reported IOTN of 3 and Aesthetic Component of 5 or below	0	267	N/A	0.0%	0.2%	0.1%
% of case starts with a reported IOTN of 3 and Aesthetic Component of 6 or above	3	267	1.1%	2.7%	3.2%	3.9%
% of case starts with a reported IOTN of 4	214	267	80.1%	78.8%	77.5%	77.6%
% of case starts with a reported IOTN of 5	50	267	18.7%	17.6%	17.2%	16.7 %
% of concluded courses in receipt of dual-arch fixed appliances	1	76	1.3%	70.1%	70.6%	72.9%
% of concluded courses where treatment was abandoned or discontinued	7	76	9.2%	8.8%	9.2%	8.7%
% of patients satisfied with the treatment they have received	15	15	100.0%	96.7%	96.4%	95.7%

\* Figures in italics indicate that the base number is less than 100.

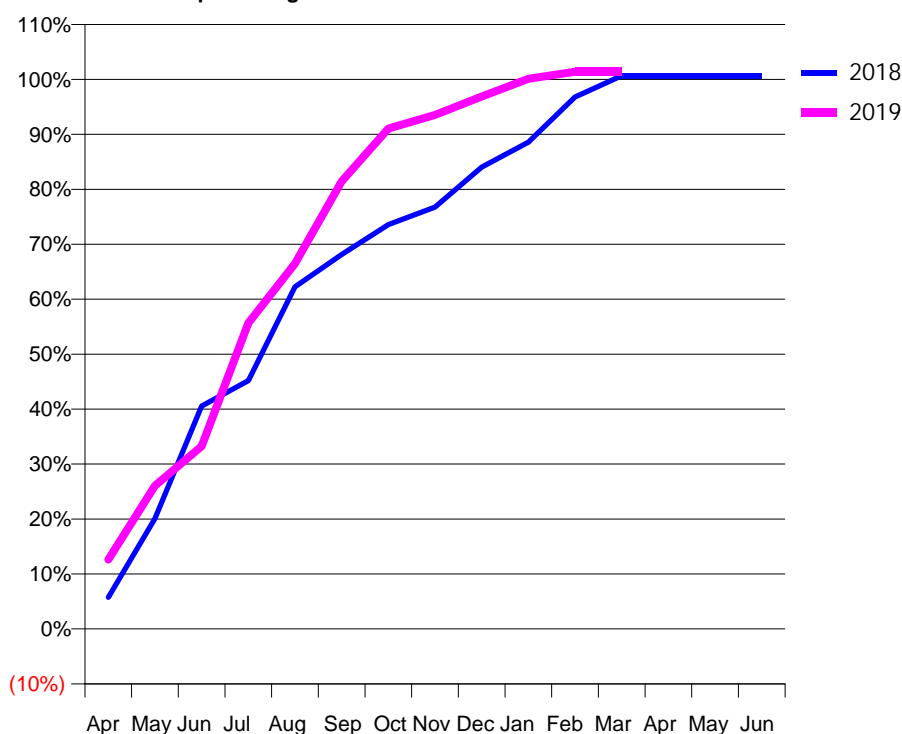
### Q68 - Vital Signs Orthodontic At a Glance Contract Report for 199737/0003 - March 2019

Name or company name	Rectory House Dental Practice Ltd	18/19 Contracted general activity (UDA)	0
Contract type name	PDS Contract	Carry forward general activity (UDA)	0
Purpose of contract	Orthodontic	18/19 Contracted orthodontic activity (UOA)	3,735
Contract start date	01/04/2011	Carry forward orthodontic activity (UOA)	0
Contract end date	31/03/2022	Baseline contract value	£249,046.93

ACCESS	Contract	England and Wales
24 month ratio of assessments to patient IDs	1.03	1.08

ACTIVITY	Contract
Contract assess and fit appliances (case starts) as a percentage of Area Team case starts	1.6 %

Cumulative percentage of contracted UOA delivered 2018 & 2019



Month	Adjusted Scheduled Activity (UOA)		
	2017	2018	2019
April	148	215	472
May	1,126	750	973
June	1,739	1,515	1,242
July	1,937	1,687	2,080
August	2,315	2,325	2,483
September	2,635	2,545	3,041
October	2,820	2,748	3,401
November	3,035	2,866	3,494
December	3,167	3,138	3,618
January	3,257	3,309	3,739
February	3,417	3,615	3,786
March	3,779	3,759	3,786
April	3,782	3,760	
May	3,783	3,760	
June	3,783	3,760	

### QUANTITY METRICS (rolling 12 month period)

	Contract Quantity	Contract Base Number	Contract *	Area Team	Region	England
% of all assessments that were assess and fit appliances (case starts)	181	377	48.0%	67.9%	58.6%	59.2%
% of all assessments that were assess and refuse	56	377	14.9%	9.6%	11.7%	12.0%
% of all assessments that were assess and review	140	377	37.1%	22.5%	29.7%	28.8%
% of case starts with a reported IOTN of 3 and Aesthetic Component of 5 or below	0	181	N/A	0.0%	0.2%	0.1%
% of case starts with a reported IOTN of 3 and Aesthetic Component of 6 or above	5	181	2.8%	2.7%	3.2%	3.9%
% of case starts with a reported IOTN of 4	149	181	82.3%	78.8%	77.5%	77.6%
% of case starts with a reported IOTN of 5	27	181	14.9%	17.6%	17.2%	16.7 %
% of concluded courses in receipt of dual-arch fixed appliances	4	131	3.1%	70.1%	70.6%	72.9%
% of concluded courses where treatment was abandoned or discontinued	2	131	1.5%	8.8%	9.2%	8.7%
% of patients satisfied with the treatment they have received	9	9	100.0%	96.7%	96.4%	95.7%

\* Figures in italics indicate that the base number is less than 100.

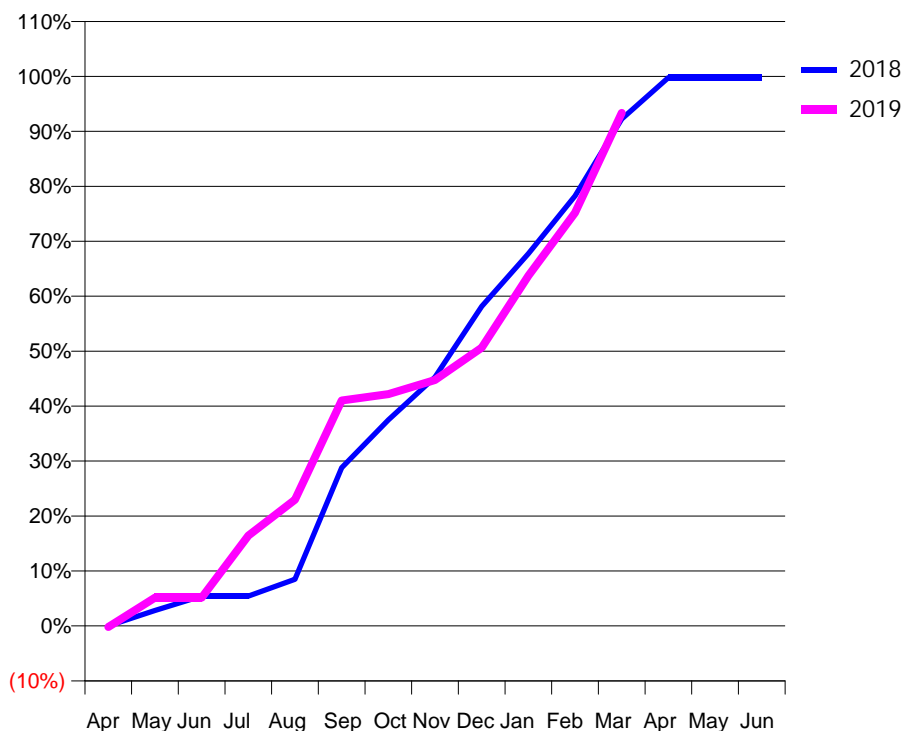
### Q68 - Vital Signs Orthodontic At a Glance Contract Report for 207896/0005 - March 2019

Name or company name	DR AM MCCANCE	18/19 Contracted general activity (UDA)	0
Contract type name	PDS Contract	Carry forward general activity (UDA)	0
Purpose of contract	Orthodontic	18/19 Contracted orthodontic activity (UOA)	9,005
Contract start date	08/04/2013	Carry forward orthodontic activity (UOA)	18
Contract end date	31/03/2026	Baseline contract value	£601,031.92

ACCESS	Contract	England and Wales
24 month ratio of assessments to patient IDs	1.00	1.08

ACTIVITY	Contract
Contract assess and fit appliances (case starts) as a percentage of Area Team case starts	3.9 %

Cumulative percentage of contracted UOA delivered 2018 & 2019



Month	Adjusted Scheduled Activity (UOA)		
	2017	2018	2019
April	294	0	-18
May	588	252	465
June	819	491	465
July	1,428	491	1,481
August	1,617	764	2,069
September	2,037	2,593	3,694
October	2,037	3,378	3,799
November	2,721	4,076	4,030
December	4,073	5,234	4,559
January	4,472	6,099	5,739
February	5,564	7,047	6,768
March	7,101	8,307	8,406
April	7,756	8,987	
May	7,756	8,987	
June	7,756	8,987	

#### QUANTITY METRICS (rolling 12 month period)

	Contract Quantity	Contract Base Number	Contract *	Area Team	Region	England
% of all assessments that were assess and fit appliances (case starts)	442	442	100.0%	67.9%	58.6%	59.2%
% of all assessments that were assess and refuse	0	442	0.0%	9.6%	11.7%	12.0%
% of all assessments that were assess and review	0	442	0.0%	22.5%	29.7%	28.8%
% of case starts with a reported IOTN of 3 and Aesthetic Component of 5 or below	0	442	N/A	0.0%	0.2%	0.1%
% of case starts with a reported IOTN of 3 and Aesthetic Component of 6 or above	35	442	7.9%	2.7%	3.2%	3.9%
% of case starts with a reported IOTN of 4	348	442	78.7%	78.8%	77.5%	77.6%
% of case starts with a reported IOTN of 5	59	442	13.3%	17.6%	17.2%	16.7 %
% of concluded courses in receipt of dual-arch fixed appliances	68	346	19.7%	70.1%	70.6%	72.9%
% of concluded courses where treatment was abandoned or discontinued	24	346	6.9%	8.8%	9.2%	8.7%
% of patients satisfied with the treatment they have received	4	4	100.0%	96.7%	96.4%	95.7%

\* Figures in italics indicate that the base number is less than 100.

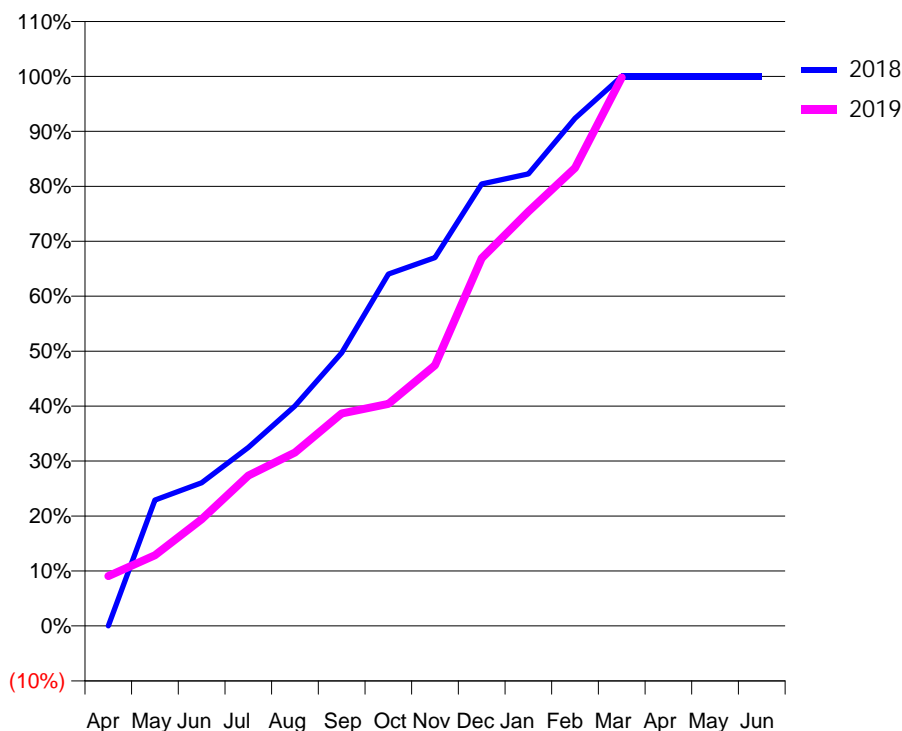
### Q68 - Vital Signs Orthodontic At a Glance Contract Report for 241296/0002 - March 2019

Name or company name	MRS SK TIBBLE	18/19 Contracted general activity (UDA)	0
Contract type name	PDS Contract	Carry forward general activity (UDA)	0
Purpose of contract	Orthodontic	18/19 Contracted orthodontic activity (UOA)	3,623
Contract start date	01/11/2007	Carry forward orthodontic activity (UOA)	0
Contract end date	31/03/2019	Baseline contract value	£255,107.43

ACCESS	Contract	England and Wales
24 month ratio of assessments to patient IDs	1.30	1.08

ACTIVITY	Contract
Contract assess and fit appliances (case starts) as a percentage of Area Team case starts	1.5 %

Cumulative percentage of contracted UOA delivered 2018 & 2019



Month	Adjusted Scheduled Activity (UOA)		
	2017	2018	2019
April	1	0	328
May	57	830	466
June	460	944	704
July	793	1,177	991
August	1,333	1,450	1,143
September	1,495	1,800	1,401
October	1,766	2,320	1,464
November	2,235	2,429	1,718
December	2,420	2,914	2,424
January	2,791	2,980	2,732
February	3,373	3,346	3,019
March	3,620	3,623	3,616
April	3,623	3,623	
May	3,623	3,623	
June	3,623	3,623	

#### QUANTITY METRICS (rolling 12 month period)

	Contract Quantity	Contract Base Number	Contract *	Area Team	Region	England
% of all assessments that were assess and fit appliances (case starts)	165	329	50.2%	67.9%	58.6%	59.2%
% of all assessments that were assess and refuse	13	329	4.0%	9.6%	11.7%	12.0%
% of all assessments that were assess and review	151	329	45.9%	22.5%	29.7%	28.8%
% of case starts with a reported IOTN of 3 and Aesthetic Component of 5 or below	0	165	N/A	0.0%	0.2%	0.1%
% of case starts with a reported IOTN of 3 and Aesthetic Component of 6 or above	8	165	4.8%	2.7%	3.2%	3.9%
% of case starts with a reported IOTN of 4	118	165	71.5%	78.8%	77.5%	77.6%
% of case starts with a reported IOTN of 5	39	165	23.6%	17.6%	17.2%	16.7 %
% of concluded courses in receipt of dual-arch fixed appliances	175	205	85.4%	70.1%	70.6%	72.9%
% of concluded courses where treatment was abandoned or discontinued	14	205	6.8%	8.8%	9.2%	8.7%
% of patients satisfied with the treatment they have received	2	2	100.0%	96.7%	96.4%	95.7%

\* Figures in italics indicate that the base number is less than 100.

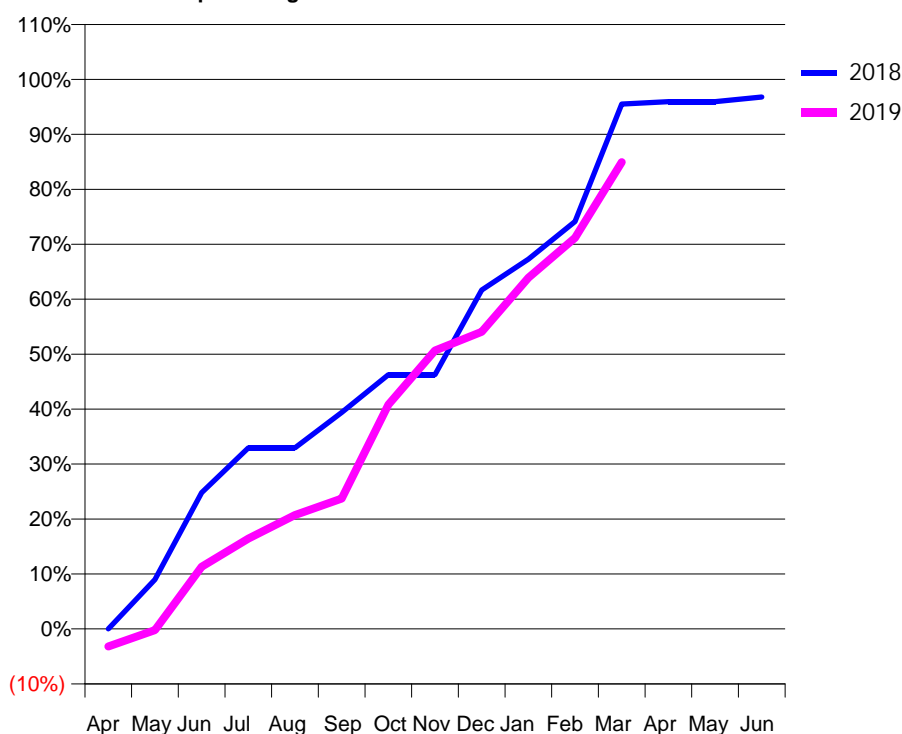
### Q68 - Vital Signs Orthodontic At a Glance Contract Report for 263273/0001 - March 2019

Name or company name	MR AT SMITH	18/19 Contracted general activity (UDA)	0
Contract type name	PDS Contract	Carry forward general activity (UDA)	0
Purpose of contract	Orthodontic	18/19 Contracted orthodontic activity (UOA)	4,912
Contract start date	01/04/2011	Carry forward orthodontic activity (UOA)	158
Contract end date	31/03/2022	Baseline contract value	£321,928.82

ACCESS	Contract	England and Wales
24 month ratio of assessments to patient IDs	1.00	1.08

ACTIVITY	Contract
Contract assess and fit appliances (case starts) as a percentage of Area Team case starts	1.9 %

Cumulative percentage of contracted UOA delivered 2018 & 2019



Month	Adjusted Scheduled Activity (UOA)		
	2017	2018	2019
April	66	0	-158
May	168	442	-11
June	590	1,219	556
July	1,354	1,619	808
August	2,191	1,619	1,018
September	2,636	1,935	1,165
October	2,899	2,273	2,005
November	3,489	2,273	2,488
December	3,969	3,030	2,656
January	3,990	3,305	3,139
February	4,494	3,641	3,496
March	4,876	4,691	4,172
April	4,876	4,712	
May	4,939	4,712	
June	4,981	4,754	

#### QUANTITY METRICS (rolling 12 month period)

	Contract Quantity	Contract Base Number	Contract *	Area Team	Region	England
% of all assessments that were assess and fit appliances (case starts)	219	219	100.0%	67.9%	58.6%	59.2%
% of all assessments that were assess and refuse	0	219	0.0%	9.6%	11.7%	12.0%
% of all assessments that were assess and review	0	219	0.0%	22.5%	29.7%	28.8%
% of case starts with a reported IOTN of 3 and Aesthetic Component of 5 or below	0	219	N/A	0.0%	0.2%	0.1%
% of case starts with a reported IOTN of 3 and Aesthetic Component of 6 or above	7	219	3.2%	2.7%	3.2%	3.9%
% of case starts with a reported IOTN of 4	169	219	77.2%	78.8%	77.5%	77.6%
% of case starts with a reported IOTN of 5	43	219	19.6%	17.6%	17.2%	16.7 %
% of concluded courses in receipt of dual-arch fixed appliances	213	231	92.2%	70.1%	70.6%	72.9%
% of concluded courses where treatment was abandoned or discontinued	9	231	3.9%	8.8%	9.2%	8.7%
% of patients satisfied with the treatment they have received	6	6	100.0%	96.7%	96.4%	95.7%

\* Figures in italics indicate that the base number is less than 100.



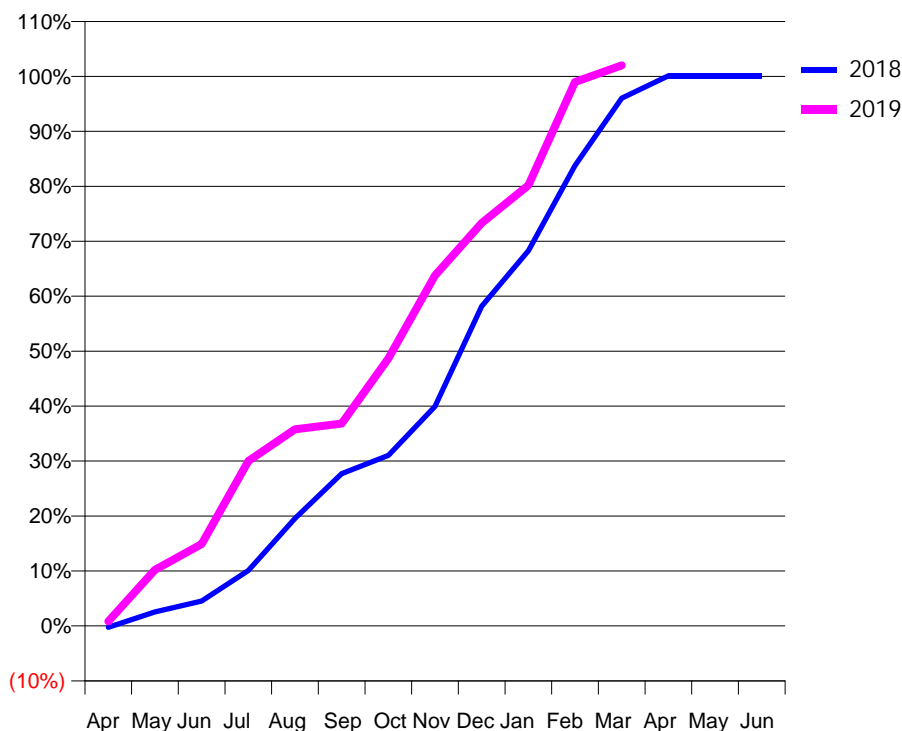
### Q68 - Vital Signs Orthodontic At a Glance Contract Report for 310328/0002 - March 2019

Name or company name	MR JY LIU	18/19 Contracted general activity (UDA)	0
Contract type name	PDS Contract	Carry forward general activity (UDA)	0
Purpose of contract	Orthodontic	18/19 Contracted orthodontic activity (UOA)	3,206
Contract start date	01/04/2011	Carry forward orthodontic activity (UOA)	0
Contract end date	31/03/2022	Baseline contract value	£213,773.61

ACCESS	Contract	England and Wales
24 month ratio of assessments to patient IDs	1.01	1.08

ACTIVITY	Contract
Contract assess and fit appliances (case starts) as a percentage of Area Team case starts	1.4 %

Cumulative percentage of contracted UOA delivered 2018 & 2019



Month	Adjusted Scheduled Activity (UOA)		
	2017	2018	2019
April	-4	-8	27
May	192	82	327
June	283	145	477
July	586	324	962
August	715	627	1,147
September	850	888	1,181
October	1,098	995	1,560
November	1,444	1,281	2,044
December	1,721	1,865	2,351
January	2,079	2,189	2,571
February	2,420	2,685	3,173
March	2,983	3,079	3,270
April	3,093	3,210	
May	3,198	3,210	
June	3,198	3,210	

### QUANTITY METRICS (rolling 12 month period)

	Contract Quantity	Contract Base Number	Contract *	Area Team	Region	England
% of all assessments that were assess and fit appliances (case starts)	155	369	42.0%	67.9%	58.6%	59.2%
% of all assessments that were assess and refuse	50	369	13.6%	9.6%	11.7%	12.0%
% of all assessments that were assess and review	164	369	44.4%	22.5%	29.7%	28.8%
% of case starts with a reported IOTN of 3 and Aesthetic Component of 5 or below	0	155	N/A	0.0%	0.2%	0.1%
% of case starts with a reported IOTN of 3 and Aesthetic Component of 6 or above	2	155	1.3%	2.7%	3.2%	3.9%
% of case starts with a reported IOTN of 4	113	155	72.9%	78.8%	77.5%	77.6%
% of case starts with a reported IOTN of 5	40	155	25.8%	17.6%	17.2%	16.7 %
% of concluded courses in receipt of dual-arch fixed appliances	71	97	73.2%	70.1%	70.6%	72.9%
% of concluded courses where treatment was abandoned or discontinued	16	97	16.5%	8.8%	9.2%	8.7%
% of patients satisfied with the treatment they have received	4	5	80.0%	96.7%	96.4%	95.7%

\* Figures in italics indicate that the base number is less than 100.

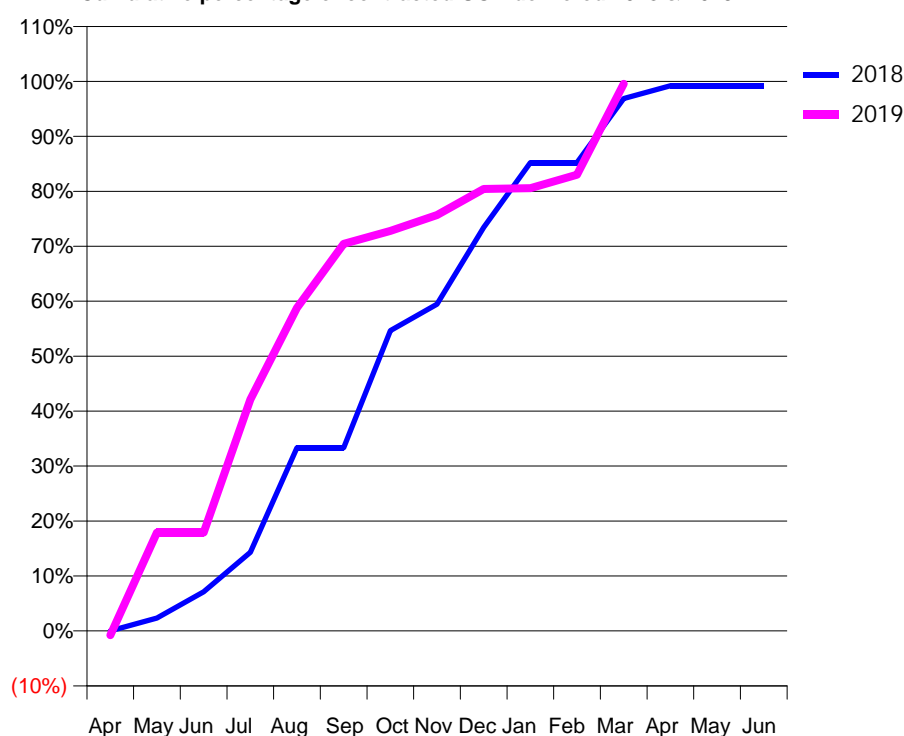
### Q68 - Vital Signs Orthodontic At a Glance Contract Report for 320684/0002 - March 2019

Name or company name	MRS CJ PRITCHARD	18/19 Contracted general activity (UDA)	0
Contract type name	PDS Contract	Carry forward general activity (UDA)	0
Purpose of contract	Orthodontic	18/19 Contracted orthodontic activity (UOA)	900
Contract start date	01/04/2011	Carry forward orthodontic activity (UOA)	7
Contract end date	31/03/2022	Baseline contract value	£60,011.30

ACCESS	Contract	England and Wales
24 month ratio of assessments to patient IDs	1.13	1.08

ACTIVITY	Contract
Contract assess and fit appliances (case starts) as a percentage of Area Team case starts	0.4 %

Cumulative percentage of contracted UOA delivered 2018 & 2019



Month	Adjusted Scheduled Activity (UOA)		
	2017	2018	2019
April	-9	0	-7
May	37	21	161
June	144	64	161
July	207	129	379
August	209	300	529
September	419	300	634
October	419	492	655
November	505	535	681
December	569	661	724
January	590	767	725
February	590	767	747
March	821	872	896
April	821	893	
May	822	893	
June	822	893	

#### QUANTITY METRICS (rolling 12 month period)

	Contract Quantity	Contract Base Number	Contract *	Area Team	Region	England
% of all assessments that were assess and fit appliances (case starts)	45	70	64.3%	67.9%	58.6%	59.2%
% of all assessments that were assess and refuse	11	70	15.7%	9.6%	11.7%	12.0%
% of all assessments that were assess and review	14	70	20.0%	22.5%	29.7%	28.8%
% of case starts with a reported IOTN of 3 and Aesthetic Component of 5 or below	0	45	<i>N/A</i>	0.0%	0.2%	0.1%
% of case starts with a reported IOTN of 3 and Aesthetic Component of 6 or above	1	45	2.2%	2.7%	3.2%	3.9%
% of case starts with a reported IOTN of 4	29	45	64.4%	78.8%	77.5%	77.6%
% of case starts with a reported IOTN of 5	15	45	33.3%	17.6%	17.2%	16.7 %
% of concluded courses in receipt of dual-arch fixed appliances	0	57	<i>N/A</i>	70.1%	70.6%	72.9%
% of concluded courses where treatment was abandoned or discontinued	6	57	10.5%	8.8%	9.2%	8.7%
% of patients satisfied with the treatment they have received	1	1	100.0%	96.7%	96.4%	95.7%

\* Figures in italics indicate that the base number is less than 100.

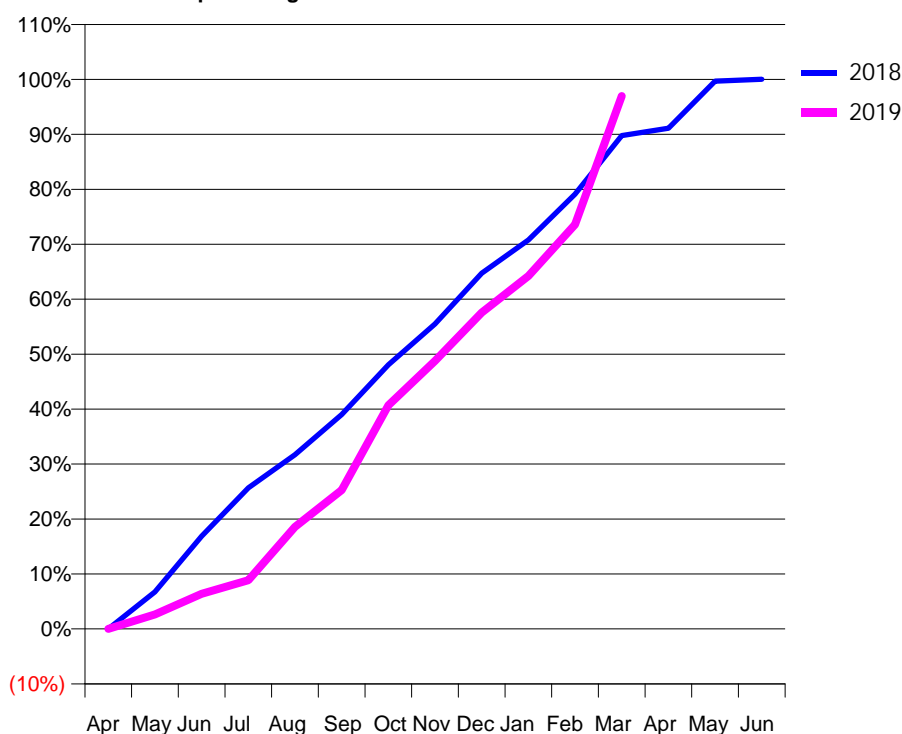
### Q68 - Vital Signs Orthodontic At a Glance Contract Report for 331465/0002 - March 2019

Name or company name	MISS SK TOPPING	18/19 Contracted general activity (UDA)	0
Contract type name	PDS Contract	Carry forward general activity (UDA)	0
Purpose of contract	Orthodontic	18/19 Contracted orthodontic activity (UOA)	6,474
Contract start date	01/04/2011	Carry forward orthodontic activity (UOA)	0
Contract end date	31/03/2026	Baseline contract value	£431,681.33

ACCESS	Contract	England and Wales
24 month ratio of assessments to patient IDs	1.04	1.08

ACTIVITY	Contract
Contract assess and fit appliances (case starts) as a percentage of Area Team case starts	2.9 %

Cumulative percentage of contracted UOA delivered 2018 & 2019



Month	Adjusted Scheduled Activity (UOA)		
	2017	2018	2019
April	-8	0	0
May	160	436	171
June	567	1,093	414
July	974	1,663	574
August	1,322	2,052	1,202
September	1,793	2,526	1,637
October	2,308	3,111	2,636
November	2,800	3,592	3,157
December	3,560	4,191	3,728
January	4,171	4,582	4,158
February	4,171	5,123	4,762
March	4,171	5,812	6,277
April	6,457	5,898	
May	6,478	6,454	
June	6,478	6,476	

#### QUANTITY METRICS (rolling 12 month period)

	Contract Quantity	Contract Base Number	Contract *	Area Team	Region	England
% of all assessments that were assess and fit appliances (case starts)	327	537	60.9%	67.9%	58.6%	59.2%
% of all assessments that were assess and refuse	97	537	18.1%	9.6%	11.7%	12.0%
% of all assessments that were assess and review	113	537	21.0%	22.5%	29.7%	28.8%
% of case starts with a reported IOTN of 3 and Aesthetic Component of 5 or below	0	327	N/A	0.0%	0.2%	0.1%
% of case starts with a reported IOTN of 3 and Aesthetic Component of 6 or above	9	327	2.8%	2.7%	3.2%	3.9%
% of case starts with a reported IOTN of 4	234	327	71.6%	78.8%	77.5%	77.6%
% of case starts with a reported IOTN of 5	84	327	25.7%	17.6%	17.2%	16.7 %
% of concluded courses in receipt of dual-arch fixed appliances	291	367	79.3%	70.1%	70.6%	72.9%
% of concluded courses where treatment was abandoned or discontinued	27	367	7.4%	8.8%	9.2%	8.7%
% of patients satisfied with the treatment they have received	9	9	100.0%	96.7%	96.4%	95.7%

\* Figures in italics indicate that the base number is less than 100.

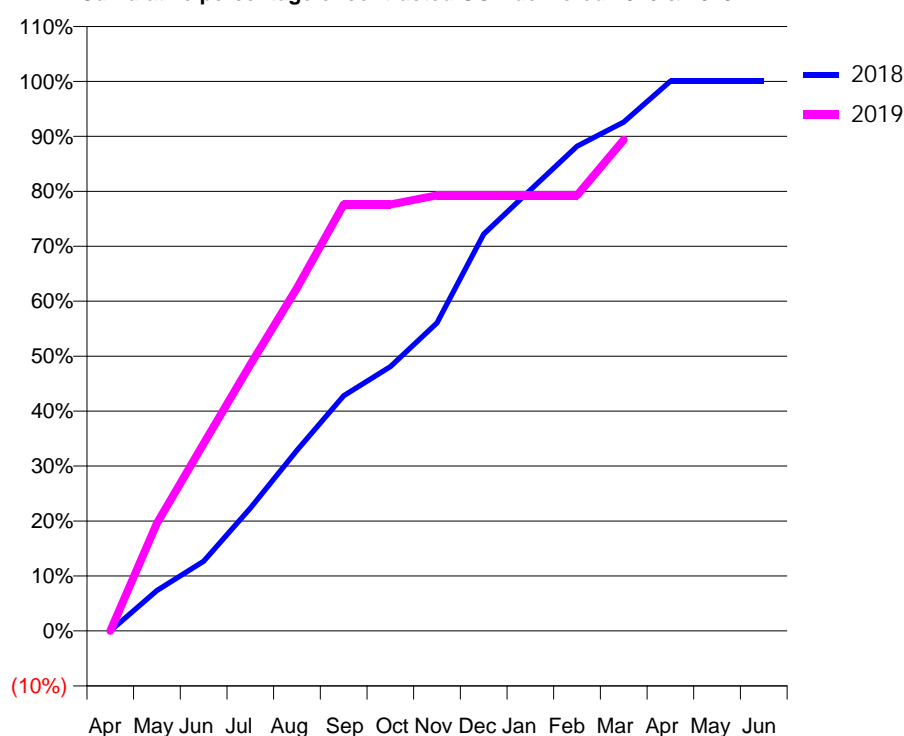
### Q68 - Vital Signs Orthodontic At a Glance Contract Report for 635677/0001 - March 2019

Name or company name	MISS JM EDWARDS	18/19 Contracted general activity (UDA)	0
Contract type name	PDS Contract	Carry forward general activity (UDA)	0
Purpose of contract	Orthodontic	18/19 Contracted orthodontic activity (UOA)	1,250
Contract start date	01/04/2006	Carry forward orthodontic activity (UOA)	0
Contract end date	30/09/2018	Baseline contract value	£84,393.86

ACCESS	Contract	England and Wales
24 month ratio of assessments to patient IDs	1.03	1.08

ACTIVITY	Contract
Contract assess and fit appliances (case starts) as a percentage of Area Team case starts	0.5 %

Cumulative percentage of contracted UOA delivered 2018 & 2019



Month	Adjusted Scheduled Activity (UOA)		
	2017	2018	2019
April	0	0	0
May	53	184	245
June	256	317	426
July	451	559	606
August	662	822	780
September	955	1,070	970
October	1,105	1,202	970
November	1,472	1,401	991
December	1,693	1,805	991
January	1,852	2,006	991
February	2,029	2,205	991
March	2,357	2,315	1,117
April	2,396	2,501	
May	2,505	2,501	
June	2,505	2,501	

#### QUANTITY METRICS (rolling 12 month period)

	Contract Quantity	Contract Base Number	Contract *	Area Team	Region	England
% of all assessments that were assess and fit appliances (case starts)	61	121	50.4%	67.9%	58.6%	59.2%
% of all assessments that were assess and refuse	19	121	15.7%	9.6%	11.7%	12.0%
% of all assessments that were assess and review	41	121	33.9%	22.5%	29.7%	28.8%
% of case starts with a reported IOTN of 3 and Aesthetic Component of 5 or below	0	61	<i>N/A</i>	0.0%	0.2%	0.1%
% of case starts with a reported IOTN of 3 and Aesthetic Component of 6 or above	3	61	4.9%	2.7%	3.2%	3.9%
% of case starts with a reported IOTN of 4	49	61	80.3%	78.8%	77.5%	77.6%
% of case starts with a reported IOTN of 5	2	61	3.3%	17.6%	17.2%	16.7 %
% of concluded courses in receipt of dual-arch fixed appliances	68	97	70.1%	70.1%	70.6%	72.9%
% of concluded courses where treatment was abandoned or discontinued	12	97	12.4%	8.8%	9.2%	8.7%
% of patients satisfied with the treatment they have received	1	1	100.0%	96.7%	96.4%	95.7%

\* Figures in italics indicate that the base number is less than 100.

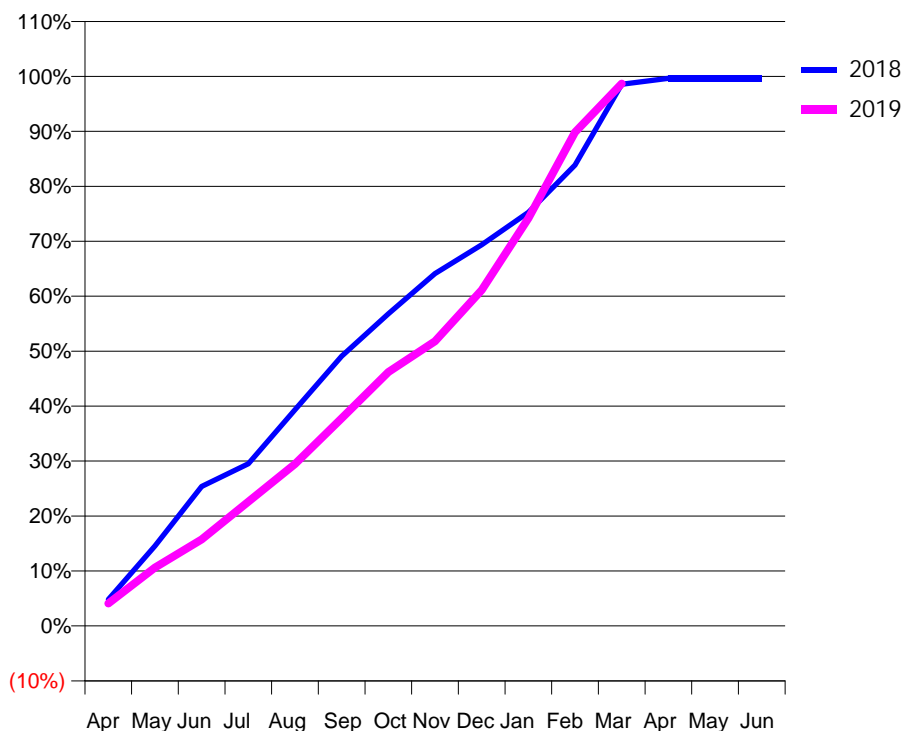
### Q68 - Vital Signs Orthodontic At a Glance Contract Report for 656968/0002 - March 2019

Name or company name	MRS VJ DIXON	18/19 Contracted general activity (UDA)	0
Contract type name	PDS Contract	Carry forward general activity (UDA)	0
Purpose of contract	Orthodontic	18/19 Contracted orthodontic activity (UOA)	4,097
Contract start date	01/04/2006	Carry forward orthodontic activity (UOA)	14
Contract end date	31/03/2022	Baseline contract value	£281,235.83

ACCESS	Contract	England and Wales
24 month ratio of assessments to patient IDs	1.09	1.08

ACTIVITY	Contract
Contract assess and fit appliances (case starts) as a percentage of Area Team case starts	1.6 %

Cumulative percentage of contracted UOA delivered 2018 & 2019



Month	Adjusted Scheduled Activity (UOA)		
	2017	2018	2019
April	84	197	168
May	633	596	435
June	1,099	1,039	645
July	1,352	1,209	928
August	1,837	1,612	1,206
September	2,176	2,011	1,548
October	2,684	2,327	1,892
November	3,188	2,627	2,122
December	3,507	2,842	2,504
January	3,742	3,083	3,040
February	3,890	3,435	3,680
March	4,061	4,038	4,043
April	4,061	4,082	
May	4,061	4,082	
June	4,061	4,082	

#### QUANTITY METRICS (rolling 12 month period)

	Contract Quantity	Contract Base Number	Contract *	Area Team	Region	England
% of all assessments that were assess and fit appliances (case starts)	185	401	46.1%	67.9%	58.6%	59.2%
% of all assessments that were assess and refuse	132	401	32.9%	9.6%	11.7%	12.0%
% of all assessments that were assess and review	84	401	20.9%	22.5%	29.7%	28.8%
% of case starts with a reported IOTN of 3 and Aesthetic Component of 5 or below	0	185	N/A	0.0%	0.2%	0.1%
% of case starts with a reported IOTN of 3 and Aesthetic Component of 6 or above	2	185	1.1%	2.7%	3.2%	3.9%
% of case starts with a reported IOTN of 4	168	185	90.8%	78.8%	77.5%	77.6%
% of case starts with a reported IOTN of 5	15	185	8.1%	17.6%	17.2%	16.7 %
% of concluded courses in receipt of dual-arch fixed appliances	169	207	81.6%	70.1%	70.6%	72.9%
% of concluded courses where treatment was abandoned or discontinued	34	207	16.4%	8.8%	9.2%	8.7%
% of patients satisfied with the treatment they have received	0	0	N/A	96.7%	96.4%	95.7%

\* Figures in italics indicate that the base number is less than 100.

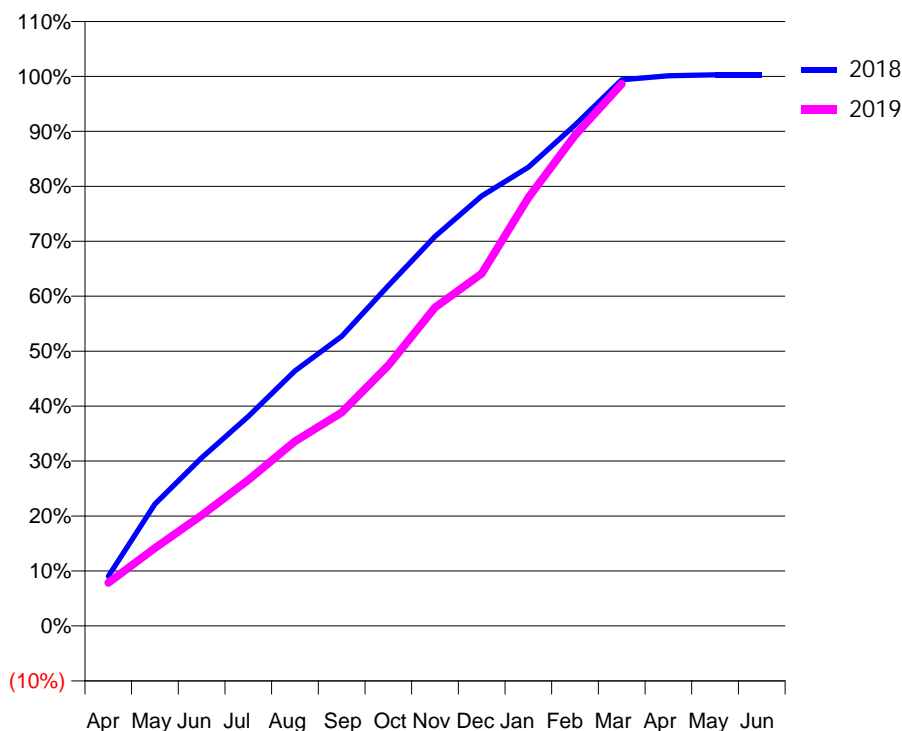
### Q68 - Vital Signs Orthodontic At a Glance Contract Report for 677256/0001 - March 2019

Name or company name	MR GT WYNNE-HUGHES	18/19 Contracted general activity (UDA)	0
Contract type name	PDS Contract	Carry forward general activity (UDA)	0
Purpose of contract	Orthodontic	18/19 Contracted orthodontic activity (UOA)	13,141
Contract start date	01/04/2006	Carry forward orthodontic activity (UOA)	0
Contract end date	31/03/2026	Baseline contract value	£1,507,929.84

ACCESS	Contract	England and Wales
24 month ratio of assessments to patient IDs	1.13	1.08

ACTIVITY	Contract
Contract assess and fit appliances (case starts) as a percentage of Area Team case starts	5.5 %

Cumulative percentage of contracted UOA delivered 2018 & 2019



Month	Adjusted Scheduled Activity (UOA)		
	2017	2018	2019
April	433	1,188	1,031
May	1,282	2,912	1,863
June	2,055	4,019	2,645
July	2,692	5,012	3,494
August	4,750	6,098	4,416
September	6,192	6,926	5,104
October	7,257	8,137	6,232
November	8,503	9,312	7,615
December	9,476	10,281	8,423
January	10,304	10,967	10,242
February	11,277	11,975	11,732
March	12,942	13,060	12,962
April	13,143	13,155	
May	13,145	13,178	
June	13,145	13,178	

#### QUANTITY METRICS (rolling 12 month period)

	Contract Quantity	Contract Base Number	Contract *	Area Team	Region	England
% of all assessments that were assess and fit appliances (case starts)	621	999	62.2%	67.9%	58.6%	59.2%
% of all assessments that were assess and refuse	114	999	11.4%	9.6%	11.7%	12.0%
% of all assessments that were assess and review	264	999	26.4%	22.5%	29.7%	28.8%
% of case starts with a reported IOTN of 3 and Aesthetic Component of 5 or below	0	621	N/A	0.0%	0.2%	0.1%
% of case starts with a reported IOTN of 3 and Aesthetic Component of 6 or above	0	621	N/A	2.7%	3.2%	3.9%
% of case starts with a reported IOTN of 4	504	621	81.2%	78.8%	77.5%	77.6%
% of case starts with a reported IOTN of 5	109	621	17.6%	17.6%	17.2%	16.7 %
% of concluded courses in receipt of dual-arch fixed appliances	571	620	92.1%	70.1%	70.6%	72.9%
% of concluded courses where treatment was abandoned or discontinued	20	620	3.2%	8.8%	9.2%	8.7%
% of patients satisfied with the treatment they have received	6	7	85.7%	96.7%	96.4%	95.7%

\* Figures in italics indicate that the base number is less than 100.

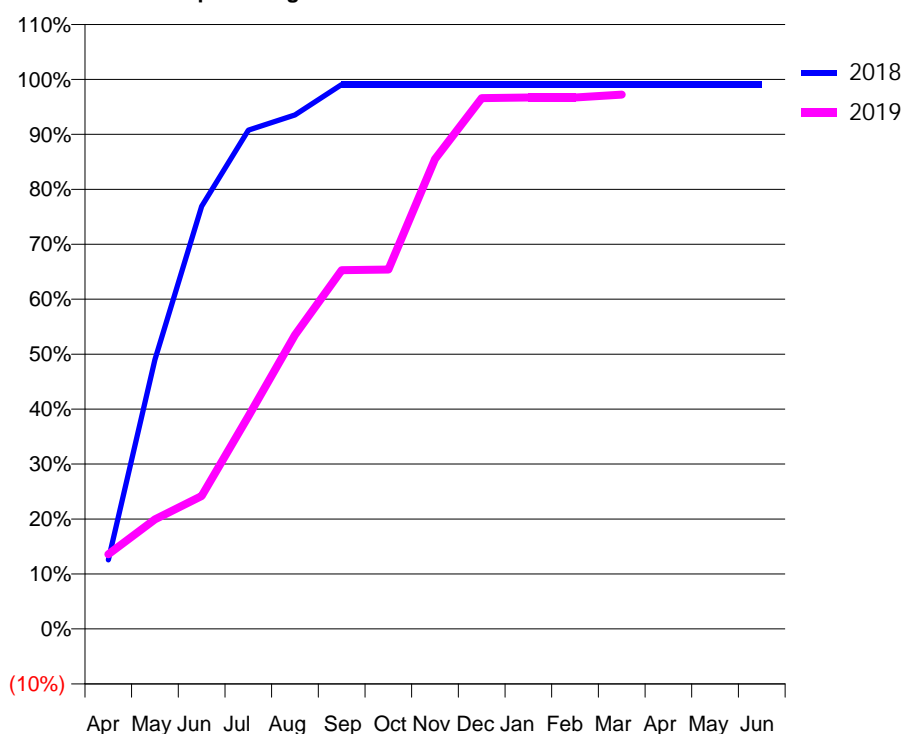
### Q68 - Vital Signs Orthodontic At a Glance Contract Report for 729175/0002 - March 2019

Name or company name	MR LD MURRAY	18/19 Contracted general activity (UDA)	0
Contract type name	PDS Contract	Carry forward general activity (UDA)	0
Purpose of contract	Orthodontic	18/19 Contracted orthodontic activity (UOA)	757
Contract start date	01/04/2006	Carry forward orthodontic activity (UOA)	7
Contract end date	31/03/2022	Baseline contract value	£50,569.66

ACCESS	Contract	England and Wales
24 month ratio of assessments to patient IDs	1.04	1.08

ACTIVITY	Contract
Contract assess and fit appliances (case starts) as a percentage of Area Team case starts	0.3 %

Cumulative percentage of contracted UOA delivered 2018 & 2019



Month	Adjusted Scheduled Activity (UOA)		
	2017	2018	2019
April	72	95	103
May	266	371	151
June	312	582	183
July	406	687	293
August	476	708	405
September	590	750	494
October	637	750	495
November	722	750	647
December	747	750	731
January	760	750	732
February	760	750	732
March	760	750	736
April	760	750	
May	760	750	
June	760	750	

#### QUANTITY METRICS (rolling 12 month period)

	Contract Quantity	Contract Base Number	Contract *	Area Team	Region	England
% of all assessments that were assess and fit appliances (case starts)	33	83	39.8%	67.9%	58.6%	59.2%
% of all assessments that were assess and refuse	36	83	43.4%	9.6%	11.7%	12.0%
% of all assessments that were assess and review	14	83	16.9%	22.5%	29.7%	28.8%
% of case starts with a reported IOTN of 3 and Aesthetic Component of 5 or below	0	33	<i>N/A</i>	0.0%	0.2%	0.1%
% of case starts with a reported IOTN of 3 and Aesthetic Component of 6 or above	0	33	<i>N/A</i>	2.7%	3.2%	3.9%
% of case starts with a reported IOTN of 4	32	33	97.0%	78.8%	77.5%	77.6%
% of case starts with a reported IOTN of 5	1	33	3.0%	17.6%	17.2%	16.7 %
% of concluded courses in receipt of dual-arch fixed appliances	2	45	4.4%	70.1%	70.6%	72.9%
% of concluded courses where treatment was abandoned or discontinued	9	45	20.0%	8.8%	9.2%	8.7%
% of patients satisfied with the treatment they have received	0	0	<i>N/A</i>	96.7%	96.4%	95.7%

\* Figures in italics indicate that the base number is less than 100.

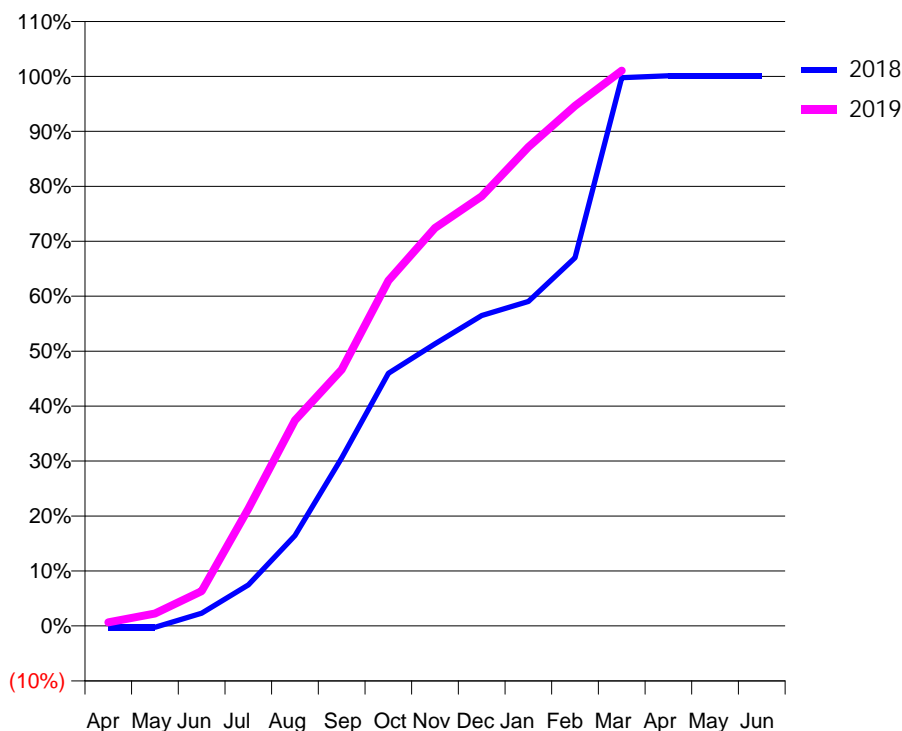
### Q68 - Vital Signs Orthodontic At a Glance Contract Report for 729809/0003 - March 2019

Name or company name	MR MR SWAN	18/19 Contracted general activity (UDA)	0
Contract type name	PDS Contract	Carry forward general activity (UDA)	0
Purpose of contract	Orthodontic	18/19 Contracted orthodontic activity (UOA)	1,636
Contract start date	01/04/2011	Carry forward orthodontic activity (UOA)	0
Contract end date	31/03/2022	Baseline contract value	£104,884.43

ACCESS	Contract	England and Wales
24 month ratio of assessments to patient IDs	1.00	1.08

ACTIVITY	Contract
Contract assess and fit appliances (case starts) as a percentage of Area Team case starts	0.6 %

Cumulative percentage of contracted UOA delivered 2018 & 2019



Month	Adjusted Scheduled Activity (UOA)		
	2017	2018	2019
April	-41	-4	11
May	22	-4	37
June	190	38	104
July	253	122	349
August	253	269	612
September	400	500	763
October	547	752	1,028
November	631	840	1,185
December	1,035	924	1,279
January	1,082	966	1,426
February	1,166	1,096	1,548
March	1,565	1,632	1,653
April	1,632	1,638	
May	1,632	1,638	
June	1,632	1,638	

#### QUANTITY METRICS (rolling 12 month period)

	Contract Quantity	Contract Base Number	Contract *	Area Team	Region	England
% of all assessments that were assess and fit appliances (case starts)	73	233	31.3%	67.9%	58.6%	59.2%
% of all assessments that were assess and refuse	64	233	27.5%	9.6%	11.7%	12.0%
% of all assessments that were assess and review	96	233	41.2%	22.5%	29.7%	28.8%
% of case starts with a reported IOTN of 3 and Aesthetic Component of 5 or below	0	73	<i>N/A</i>	0.0%	0.2%	0.1%
% of case starts with a reported IOTN of 3 and Aesthetic Component of 6 or above	0	73	<i>N/A</i>	2.7%	3.2%	3.9%
% of case starts with a reported IOTN of 4	54	73	74.0%	78.8%	77.5%	77.6%
% of case starts with a reported IOTN of 5	19	73	26.0%	17.6%	17.2%	16.7 %
% of concluded courses in receipt of dual-arch fixed appliances	0	0	<i>N/A</i>	70.1%	70.6%	72.9%
% of concluded courses where treatment was abandoned or discontinued	0	0	<i>N/A</i>	8.8%	9.2%	8.7%
% of patients satisfied with the treatment they have received	1	1	100.0%	96.7%	96.4%	95.7%

\* Figures in italics indicate that the base number is less than 100.



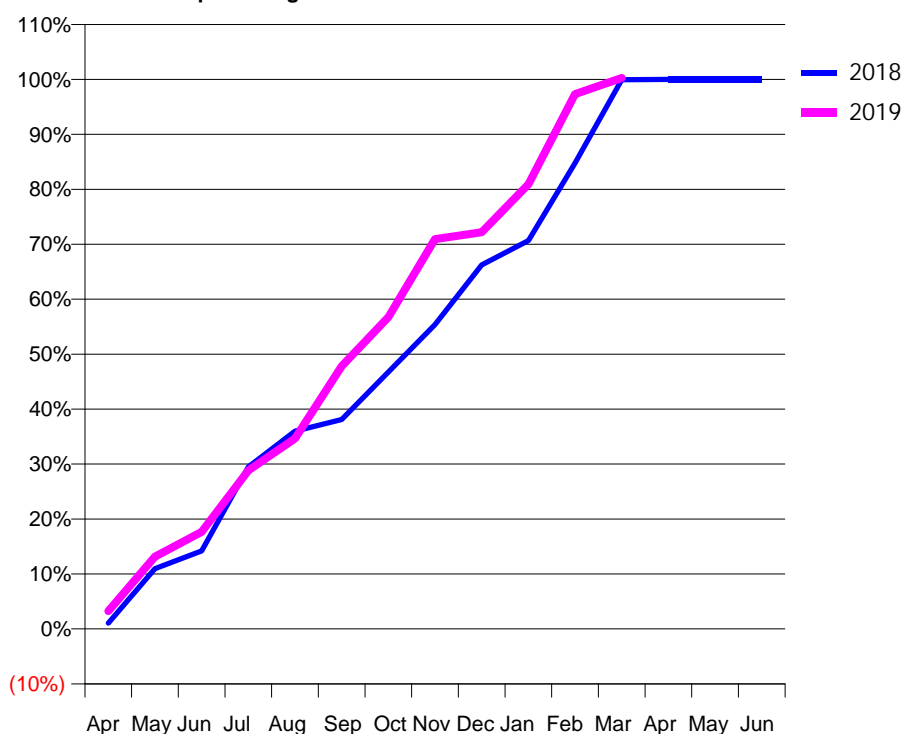
### Q68 - Vital Signs Orthodontic At a Glance Contract Report for 742856/0001 - March 2019

Name or company name	MRS MA YATES	18/19 Contracted general activity (UDA)	0
Contract type name	PDS Contract	Carry forward general activity (UDA)	0
Purpose of contract	Orthodontic	18/19 Contracted orthodontic activity (UOA)	1,949
Contract start date	01/04/2006	Carry forward orthodontic activity (UOA)	0
Contract end date	31/03/2022	Baseline contract value	£132,957.09

ACCESS	Contract	England and Wales
24 month ratio of assessments to patient IDs	1.01	1.08

ACTIVITY	Contract
Contract assess and fit appliances (case starts) as a percentage of Area Team case starts	0.9 %

Cumulative percentage of contracted UOA delivered 2018 & 2019



Month	Adjusted Scheduled Activity (UOA)		
	2017	2018	2019
April	28	21	63
May	161	214	256
June	294	277	344
July	569	575	562
August	758	701	675
September	779	743	932
October	947	911	1,106
November	1,039	1,079	1,382
December	1,333	1,291	1,407
January	1,564	1,377	1,577
February	1,732	1,652	1,897
March	1,862	1,948	1,954
April	1,970	1,949	
May	1,970	1,949	
June	1,970	1,949	

### QUANTITY METRICS (rolling 12 month period)

	Contract Quantity	Contract Base Number	Contract *	Area Team	Region	England
% of all assessments that were assess and fit appliances (case starts)	96	137	70.1%	67.9%	58.6%	59.2%
% of all assessments that were assess and refuse	20	137	14.6%	9.6%	11.7%	12.0%
% of all assessments that were assess and review	21	137	15.3%	22.5%	29.7%	28.8%
% of case starts with a reported IOTN of 3 and Aesthetic Component of 5 or below	0	96	<i>N/A</i>	0.0%	0.2%	0.1%
% of case starts with a reported IOTN of 3 and Aesthetic Component of 6 or above	0	96	<i>N/A</i>	2.7%	3.2%	3.9%
% of case starts with a reported IOTN of 4	82	96	85.4%	78.8%	77.5%	77.6%
% of case starts with a reported IOTN of 5	14	96	14.6%	17.6%	17.2%	16.7 %
% of concluded courses in receipt of dual-arch fixed appliances	83	111	74.8%	70.1%	70.6%	72.9%
% of concluded courses where treatment was abandoned or discontinued	15	111	13.5%	8.8%	9.2%	8.7%
% of patients satisfied with the treatment they have received	2	2	100.0%	96.7%	96.4%	95.7%

\* Figures in italics indicate that the base number is less than 100.

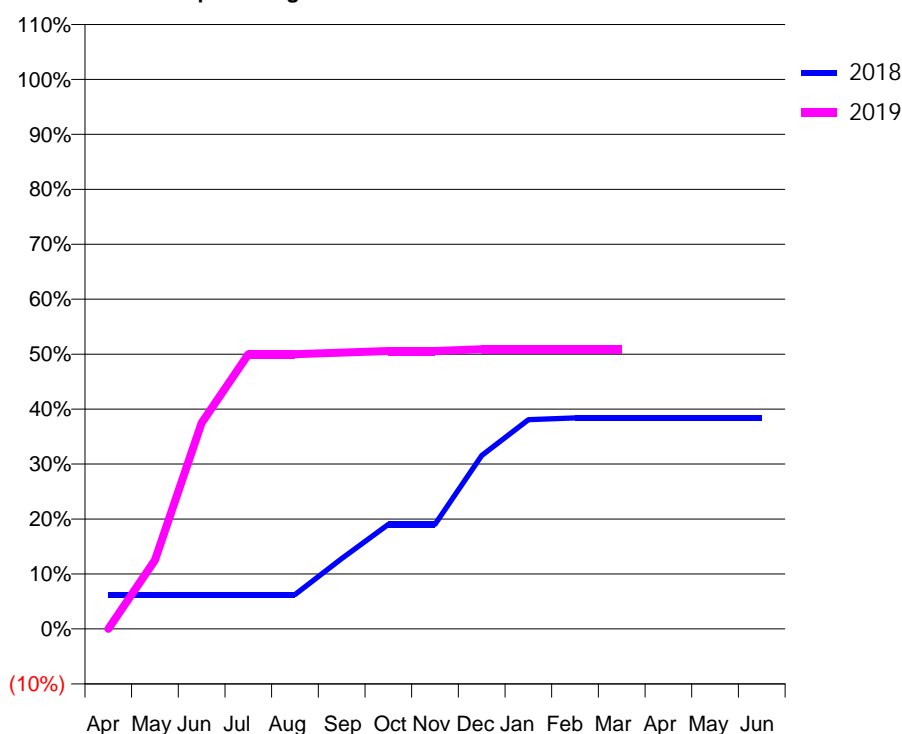
### Q68 - Vital Signs Orthodontic At a Glance Contract Report for 748943/0001 - March 2019

Name or company name	MR JD BRODERICK	18/19 Contracted general activity (UDA)	9,070
Contract type name	GDS Contract	Carry forward general activity (UDA)	302
Purpose of contract	General and Orthodontic	18/19 Contracted orthodontic activity (UOA)	336
Contract start date	01/04/2006	Carry forward orthodontic activity (UOA)	0
Contract end date		Baseline contract value	£236,401.04

ACCESS	Contract	England and Wales
24 month ratio of assessments to patient IDs	1.00	1.08

ACTIVITY	Contract
Contract assess and fit appliances (case starts) as a percentage of Area Team case starts	0.1 %

Cumulative percentage of contracted UOA delivered 2018 & 2019



Month	Adjusted Scheduled Activity (UOA)		
	2017	2018	2019
April	21	21	0
May	21	21	42
June	21	21	126
July	22	21	168
August	22	21	168
September	44	43	169
October	44	64	170
November	128	64	170
December	130	106	171
January	131	128	171
February	152	129	171
March	258	129	171
April	258	129	
May	258	129	
June	258	129	

### QUANTITY METRICS (rolling 12 month period)

	Contract Quantity	Contract Base Number	Contract *	Area Team	Region	England
% of all assessments that were assess and fit appliances (case starts)	8	11	72.7%	67.9%	58.6%	59.2%
% of all assessments that were assess and refuse	2	11	18.2%	9.6%	11.7%	12.0%
% of all assessments that were assess and review	1	11	9.1%	22.5%	29.7%	28.8%
% of case starts with a reported IOTN of 3 and Aesthetic Component of 5 or below	0	8	<i>N/A</i>	0.0%	0.2%	0.1%
% of case starts with a reported IOTN of 3 and Aesthetic Component of 6 or above	2	8	25.0%	2.7%	3.2%	3.9%
% of case starts with a reported IOTN of 4	5	8	62.5%	78.8%	77.5%	77.6%
% of case starts with a reported IOTN of 5	1	8	12.5%	17.6%	17.2%	16.7 %
% of concluded courses in receipt of dual-arch fixed appliances	2	4	50.0%	70.1%	70.6%	72.9%
% of concluded courses where treatment was abandoned or discontinued	0	4	0.0%	8.8%	9.2%	8.7%
% of patients satisfied with the treatment they have received	4	4	100.0%	96.7%	96.4%	95.7%

\* Figures in italics indicate that the base number is less than 100.

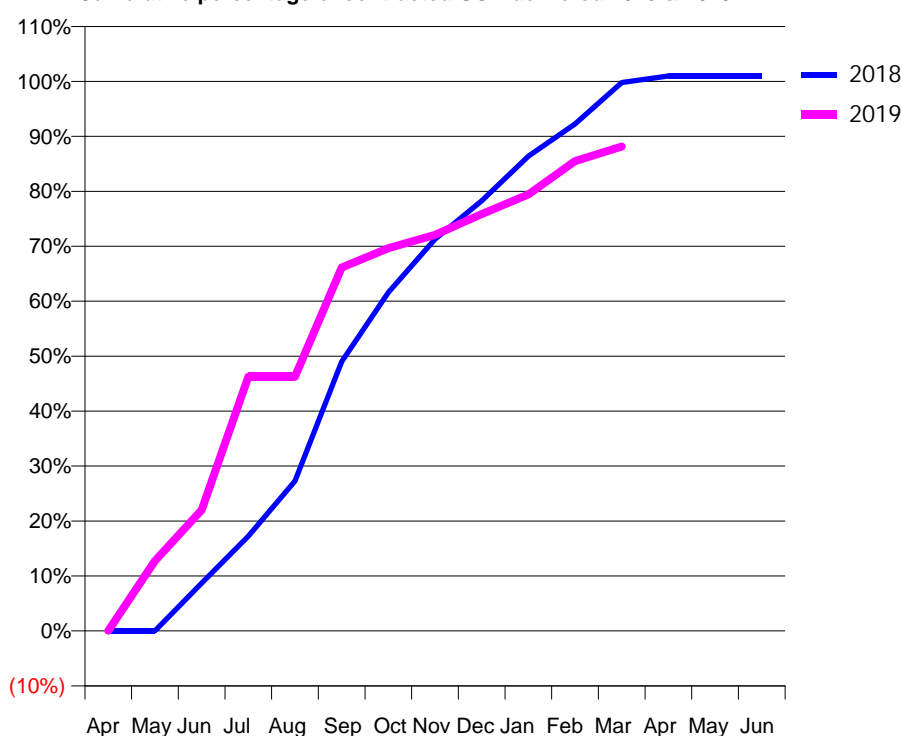
### Q68 - Vital Signs Orthodontic At a Glance Contract Report for 753653/0001 - March 2019

Name or company name	MISS R GUPTA	18/19 Contracted general activity (UDA)	0
Contract type name	PDS Contract	Carry forward general activity (UDA)	0
Purpose of contract	Orthodontic	18/19 Contracted orthodontic activity (UOA)	1,818
Contract start date	01/04/2006	Carry forward orthodontic activity (UOA)	0
Contract end date	31/03/2019	Baseline contract value	£121,243.75

ACCESS	Contract	England and Wales
24 month ratio of assessments to patient IDs	1.04	1.08

ACTIVITY	Contract
Contract assess and fit appliances (case starts) as a percentage of Area Team case starts	0.7 %

Cumulative percentage of contracted UOA delivered 2018 & 2019



Month	Adjusted Scheduled Activity (UOA)		
	2017	2018	2019
April	0	0	1
May	98	0	232
June	324	158	400
July	545	314	841
August	554	496	841
September	554	891	1,202
October	894	1,120	1,266
November	1,081	1,296	1,310
December	1,338	1,423	1,379
January	1,424	1,571	1,444
February	1,570	1,677	1,554
March	1,747	1,814	1,602
April	1,872	1,836	
May	1,872	1,836	
June	1,872	1,836	

### QUANTITY METRICS (rolling 12 month period)

	Contract Quantity	Contract Base Number	Contract *	Area Team	Region	England
% of all assessments that were assess and fit appliances (case starts)	80	119	67.2%	67.9%	58.6%	59.2%
% of all assessments that were assess and refuse	9	119	7.6%	9.6%	11.7%	12.0%
% of all assessments that were assess and review	30	119	25.2%	22.5%	29.7%	28.8%
% of case starts with a reported IOTN of 3 and Aesthetic Component of 5 or below	0	80	<i>N/A</i>	0.0%	0.2%	0.1%
% of case starts with a reported IOTN of 3 and Aesthetic Component of 6 or above	0	80	<i>N/A</i>	2.7%	3.2%	3.9%
% of case starts with a reported IOTN of 4	61	80	76.3%	78.8%	77.5%	77.6%
% of case starts with a reported IOTN of 5	16	80	20.0%	17.6%	17.2%	16.7 %
% of concluded courses in receipt of dual-arch fixed appliances	80	95	84.2%	70.1%	70.6%	72.9%
% of concluded courses where treatment was abandoned or discontinued	7	95	7.4%	8.8%	9.2%	8.7%
% of patients satisfied with the treatment they have received	4	4	100.0%	96.7%	96.4%	95.7%

\* Figures in italics indicate that the base number is less than 100.

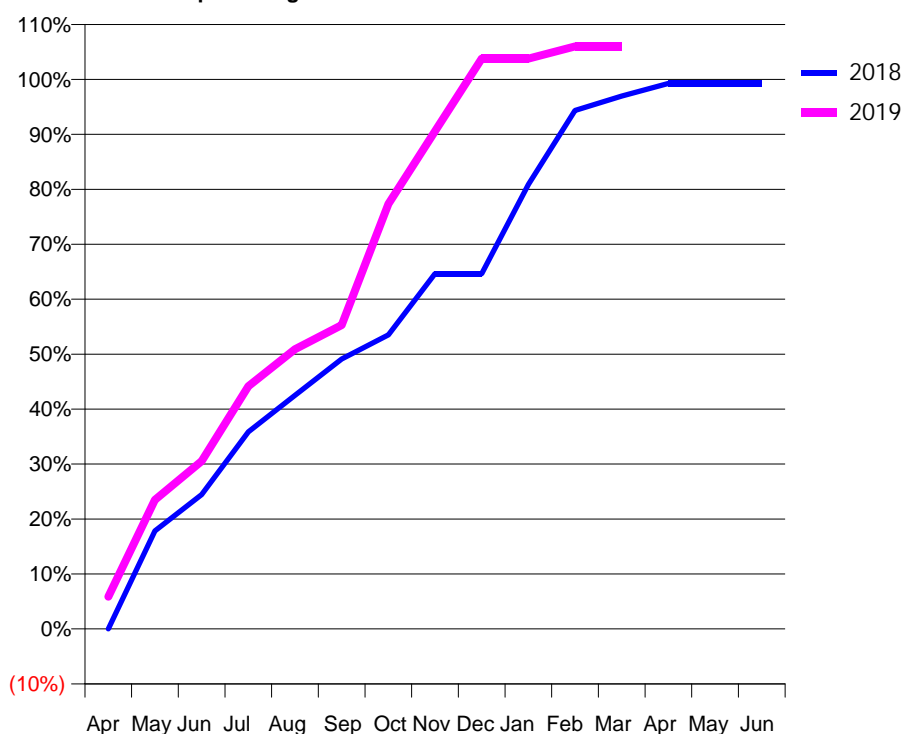
### Q68 - Vital Signs Orthodontic At a Glance Contract Report for 812765/0002 - March 2019

Name or company name	MISS CP MCGOVERN	18/19 Contracted general activity (UDA)	0
Contract type name	PDS Contract	Carry forward general activity (UDA)	0
Purpose of contract	Orthodontic	18/19 Contracted orthodontic activity (UOA)	953
Contract start date	01/04/2011	Carry forward orthodontic activity (UOA)	7
Contract end date	31/03/2022	Baseline contract value	£63,545.67

ACCESS	Contract	England and Wales
24 month ratio of assessments to patient IDs	1.01	1.08

ACTIVITY	Contract
Contract assess and fit appliances (case starts) as a percentage of Area Team case starts	0.5 %

Cumulative percentage of contracted UOA delivered 2018 & 2019



Month	Adjusted Scheduled Activity (UOA)		
	2017	2018	2019
April	0	0	56
May	63	170	224
June	147	233	291
July	147	342	421
August	147	405	485
September	294	468	527
October	401	510	737
November	512	616	863
December	575	616	989
January	731	771	989
February	731	899	1,010
March	930	924	1,010
April	951	946	
May	953	946	
June	953	946	

#### QUANTITY METRICS (rolling 12 month period)

	Contract Quantity	Contract Base Number	Contract *	Area Team	Region	England
% of all assessments that were assess and fit appliances (case starts)	51	53	96.2%	67.9%	58.6%	59.2%
% of all assessments that were assess and refuse	0	53	0.0%	9.6%	11.7%	12.0%
% of all assessments that were assess and review	2	53	3.8%	22.5%	29.7%	28.8%
% of case starts with a reported IOTN of 3 and Aesthetic Component of 5 or below	0	51	N/A	0.0%	0.2%	0.1%
% of case starts with a reported IOTN of 3 and Aesthetic Component of 6 or above	2	51	3.9%	2.7%	3.2%	3.9%
% of case starts with a reported IOTN of 4	46	51	90.2%	78.8%	77.5%	77.6%
% of case starts with a reported IOTN of 5	3	51	5.9%	17.6%	17.2%	16.7 %
% of concluded courses in receipt of dual-arch fixed appliances	32	42	76.2%	70.1%	70.6%	72.9%
% of concluded courses where treatment was abandoned or discontinued	7	42	16.7%	8.8%	9.2%	8.7%
% of patients satisfied with the treatment they have received	7	7	100.0%	96.7%	96.4%	95.7%

\* Figures in italics indicate that the base number is less than 100.

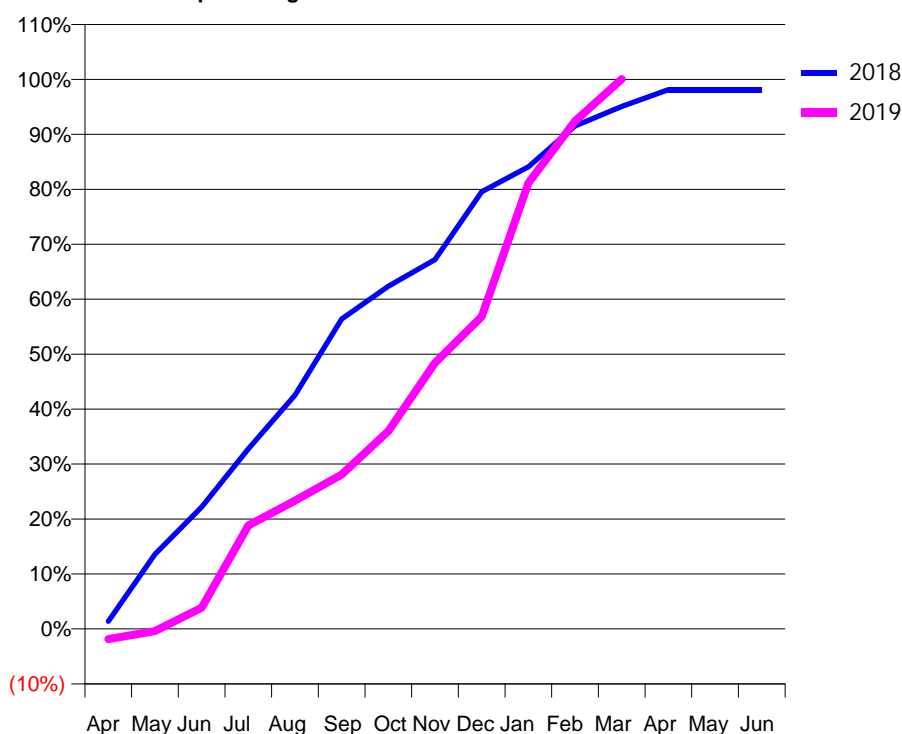
### Q68 - Vital Signs Orthodontic At a Glance Contract Report for 835021/0002 - March 2019

Name or company name	MR TP MCDONOGH	18/19 Contracted general activity (UDA)	0
Contract type name	PDS Contract	Carry forward general activity (UDA)	0
Purpose of contract	Orthodontic	18/19 Contracted orthodontic activity (UOA)	7,589
Contract start date	01/04/2011	Carry forward orthodontic activity (UOA)	142
Contract end date	31/03/2026	Baseline contract value	£506,028.68

ACCESS	Contract	England and Wales
24 month ratio of assessments to patient IDs	1.04	1.08

ACTIVITY	Contract
Contract assess and fit appliances (case starts) as a percentage of Area Team case starts	3.3 %

Cumulative percentage of contracted UOA delivered 2018 & 2019



Month	Adjusted Scheduled Activity (UOA)		
	2017	2018	2019
April	151	105	-140
May	466	1,033	-30
June	907	1,684	293
July	1,248	2,488	1,429
August	2,134	3,228	1,770
September	3,277	4,281	2,131
October	4,104	4,733	2,734
November	4,700	5,101	3,676
December	5,863	6,036	4,312
January	6,262	6,382	6,158
February	6,934	6,946	7,012
March	7,253	7,215	7,592
April	7,635	7,447	
May	7,589	7,447	
June	7,589	7,447	

### QUANTITY METRICS (rolling 12 month period)

	Contract Quantity	Contract Base Number	Contract *	Area Team	Region	England
% of all assessments that were assess and fit appliances (case starts)	374	553	67.6%	67.9%	58.6%	59.2%
% of all assessments that were assess and refuse	24	553	4.3%	9.6%	11.7%	12.0%
% of all assessments that were assess and review	155	553	28.0%	22.5%	29.7%	28.8%
% of case starts with a reported IOTN of 3 and Aesthetic Component of 5 or below	0	374	N/A	0.0%	0.2%	0.1%
% of case starts with a reported IOTN of 3 and Aesthetic Component of 6 or above	11	374	2.9%	2.7%	3.2%	3.9%
% of case starts with a reported IOTN of 4	256	374	68.4%	78.8%	77.5%	77.6%
% of case starts with a reported IOTN of 5	65	374	17.4%	17.6%	17.2%	16.7 %
% of concluded courses in receipt of dual-arch fixed appliances	270	337	80.1%	70.1%	70.6%	72.9%
% of concluded courses where treatment was abandoned or discontinued	6	337	1.8%	8.8%	9.2%	8.7%
% of patients satisfied with the treatment they have received	5	5	100.0%	96.7%	96.4%	95.7%

\* Figures in italics indicate that the base number is less than 100.

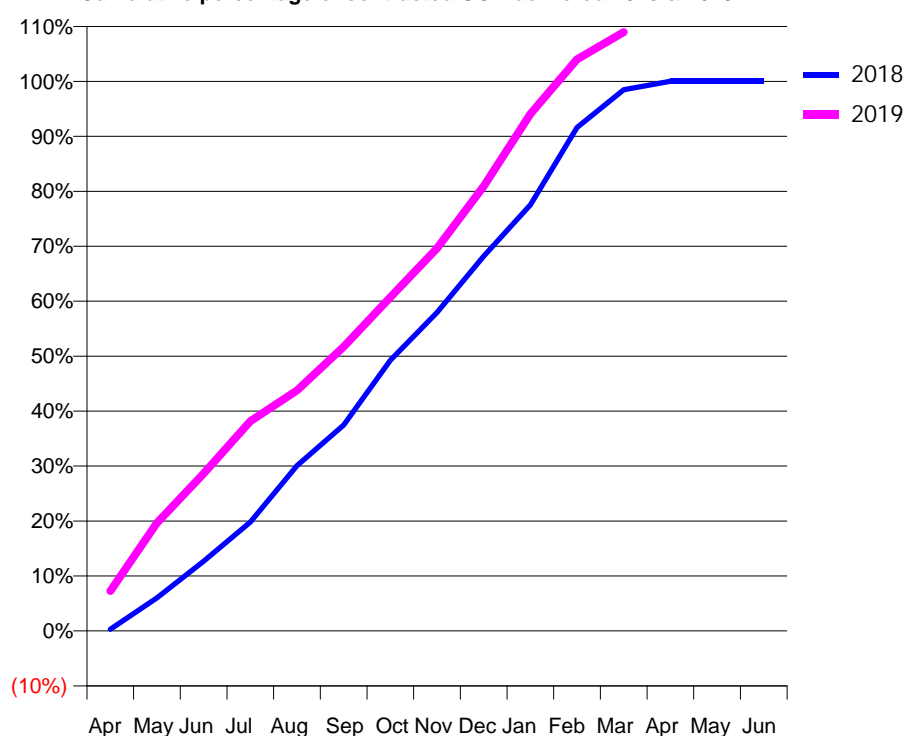
### Q68 - Vital Signs Orthodontic At a Glance Contract Report for 840165/0001 - March 2019

Name or company name	MR DC BRYAN	18/19 Contracted general activity (UDA)	0
Contract type name	PDS Contract	Carry forward general activity (UDA)	0
Purpose of contract	Orthodontic	18/19 Contracted orthodontic activity (UOA)	7,370
Contract start date	01/04/2006	Carry forward orthodontic activity (UOA)	0
Contract end date	31/03/2019	Baseline contract value	£498,310.61

ACCESS	Contract	England and Wales
24 month ratio of assessments to patient IDs	1.02	1.08

ACTIVITY	Contract
Contract assess and fit appliances (case starts) as a percentage of Area Team case starts	3.3 %

Cumulative percentage of contracted UOA delivered 2018 & 2019



Month	Adjusted Scheduled Activity (UOA)		
	2017	2018	2019
April	480	22	536
May	1,101	444	1,448
June	1,781	935	2,112
July	2,444	1,460	2,813
August	2,773	2,216	3,225
September	3,700	2,761	3,811
October	4,350	3,630	4,476
November	4,903	4,270	5,130
December	5,329	5,025	5,963
January	5,713	5,715	6,933
February	6,182	6,750	7,664
March	6,993	7,259	8,029
April	7,355	7,370	
May	7,565	7,370	
June	7,565	7,370	

### QUANTITY METRICS (rolling 12 month period)

	Contract Quantity	Contract Base Number	Contract *	Area Team	Region	England
% of all assessments that were assess and fit appliances (case starts)	378	707	53.5%	67.9%	58.6%	59.2%
% of all assessments that were assess and refuse	81	707	11.5%	9.6%	11.7%	12.0%
% of all assessments that were assess and review	248	707	35.1%	22.5%	29.7%	28.8%
% of case starts with a reported IOTN of 3 and Aesthetic Component of 5 or below	0	378	N/A	0.0%	0.2%	0.1%
% of case starts with a reported IOTN of 3 and Aesthetic Component of 6 or above	25	378	6.6%	2.7%	3.2%	3.9%
% of case starts with a reported IOTN of 4	293	378	77.5%	78.8%	77.5%	77.6%
% of case starts with a reported IOTN of 5	49	378	13.0%	17.6%	17.2%	16.7 %
% of concluded courses in receipt of dual-arch fixed appliances	452	603	75.0%	70.1%	70.6%	72.9%
% of concluded courses where treatment was abandoned or discontinued	63	603	10.4%	8.8%	9.2%	8.7%
% of patients satisfied with the treatment they have received	5	5	100.0%	96.7%	96.4%	95.7%

\* Figures in italics indicate that the base number is less than 100.

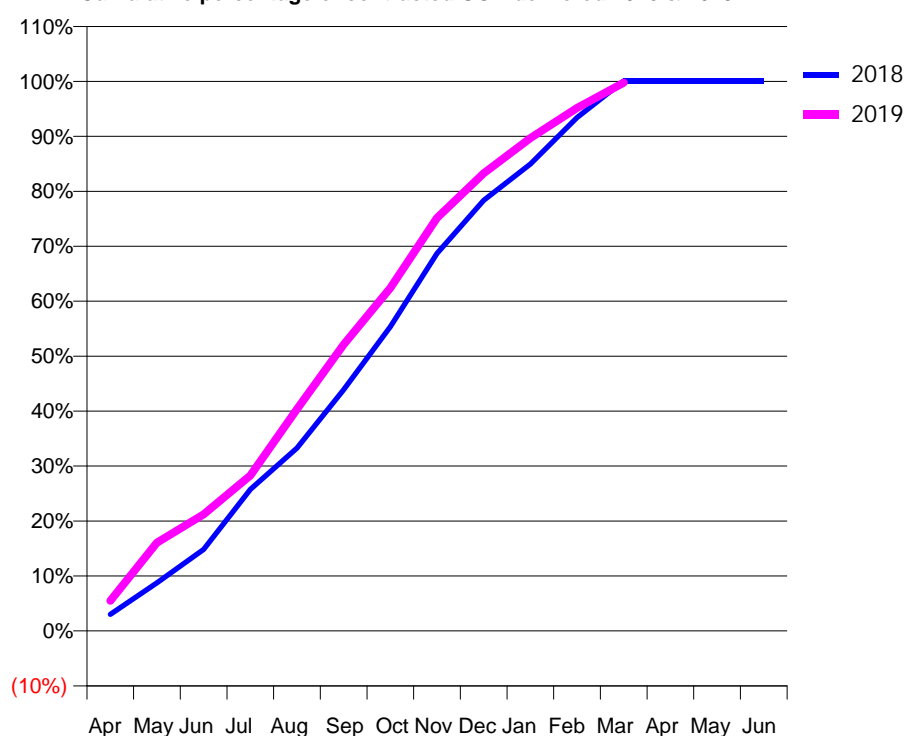
### Q68 - Vital Signs Orthodontic At a Glance Contract Report for 923044/0001 - March 2019

Name or company name	MR RM JONES	18/19 Contracted general activity (UDA)	0
Contract type name	PDS Contract	Carry forward general activity (UDA)	0
Purpose of contract	Orthodontic	18/19 Contracted orthodontic activity (UOA)	6,963
Contract start date	01/04/2006	Carry forward orthodontic activity (UOA)	0
Contract end date	31/03/2026	Baseline contract value	£471,137.72

ACCESS	Contract	England and Wales
24 month ratio of assessments to patient IDs	1.01	1.08

ACTIVITY	Contract
Contract assess and fit appliances (case starts) as a percentage of Area Team case starts	3.1 %

Cumulative percentage of contracted UOA delivered 2018 & 2019



Month	Adjusted Scheduled Activity (UOA)		
	2017	2018	2019
April	443	210	382
May	900	609	1,117
June	1,282	1,033	1,478
July	2,185	1,793	1,969
August	2,546	2,318	2,809
September	3,071	3,057	3,628
October	3,344	3,855	4,346
November	4,192	4,783	5,232
December	4,591	5,455	5,799
January	5,137	5,917	6,244
February	6,044	6,505	6,626
March	6,863	6,967	6,945
April	7,010	6,967	
May	7,010	6,967	
June	7,010	6,967	

#### QUANTITY METRICS (rolling 12 month period)

	Contract Quantity	Contract Base Number	Contract *	Area Team	Region	England
% of all assessments that were assess and fit appliances (case starts)	345	345	100.0%	67.9%	58.6%	59.2%
% of all assessments that were assess and refuse	0	345	0.0%	9.6%	11.7%	12.0%
% of all assessments that were assess and review	0	345	0.0%	22.5%	29.7%	28.8%
% of case starts with a reported IOTN of 3 and Aesthetic Component of 5 or below	0	345	N/A	0.0%	0.2%	0.1%
% of case starts with a reported IOTN of 3 and Aesthetic Component of 6 or above	1	345	0.3%	2.7%	3.2%	3.9%
% of case starts with a reported IOTN of 4	314	345	91.0%	78.8%	77.5%	77.6%
% of case starts with a reported IOTN of 5	28	345	8.1%	17.6%	17.2%	16.7 %
% of concluded courses in receipt of dual-arch fixed appliances	340	383	88.8%	70.1%	70.6%	72.9%
% of concluded courses where treatment was abandoned or discontinued	29	383	7.6%	8.8%	9.2%	8.7%
% of patients satisfied with the treatment they have received	5	5	100.0%	96.7%	96.4%	95.7%

\* Figures in italics indicate that the base number is less than 100.

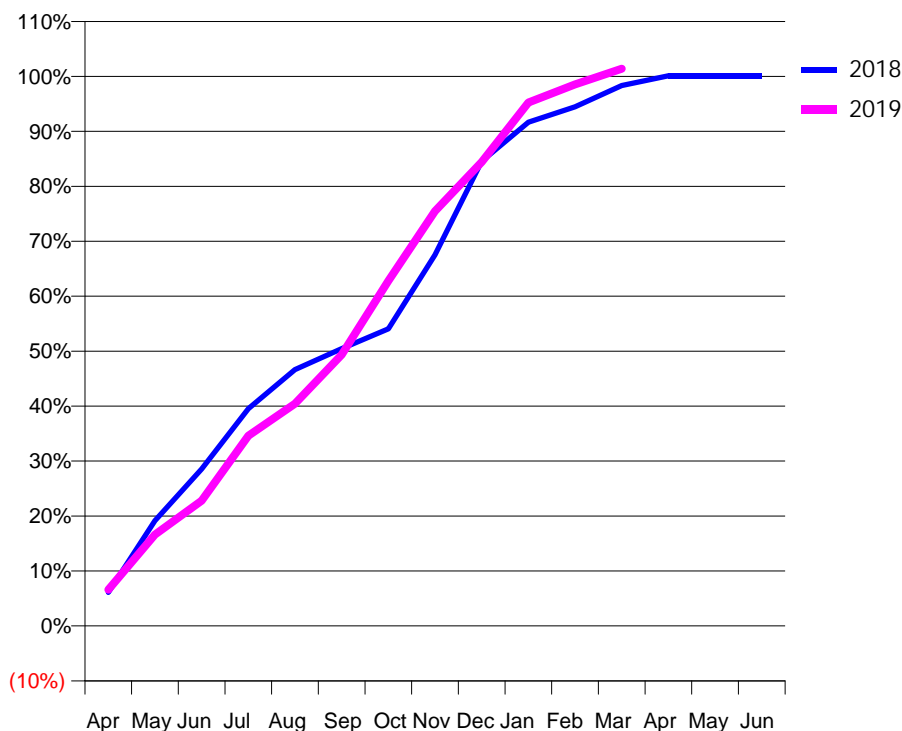
### Q68 - Vital Signs Orthodontic At a Glance Contract Report for 923044/0003 - March 2019

Name or company name	MR RM JONES	18/19 Contracted general activity (UDA)	0
Contract type name	PDS Contract	Carry forward general activity (UDA)	0
Purpose of contract	Orthodontic	18/19 Contracted orthodontic activity (UOA)	8,264
Contract start date	01/04/2006	Carry forward orthodontic activity (UOA)	0
Contract end date	31/03/2022	Baseline contract value	£559,167.35

ACCESS	Contract	England and Wales
24 month ratio of assessments to patient IDs	1.00	1.08

ACTIVITY	Contract
Contract assess and fit appliances (case starts) as a percentage of Area Team case starts	3.7 %

Cumulative percentage of contracted UOA delivered 2018 & 2019



Month	Adjusted Scheduled Activity (UOA)		
	2017	2018	2019
April	294	504	546
May	2,167	1,583	1,373
June	2,738	2,360	1,885
July	3,410	3,267	2,860
August	4,279	3,855	3,343
September	5,560	4,170	4,078
October	6,152	4,468	5,191
November	6,576	5,581	6,237
December	6,832	6,988	6,976
January	7,592	7,576	7,870
February	8,318	7,807	8,143
March	8,402	8,126	8,378
April	8,427	8,273	
May	8,427	8,273	
June	8,427	8,273	

### QUANTITY METRICS (rolling 12 month period)

	Contract Quantity	Contract Base Number	Contract *	Area Team	Region	England
% of all assessments that were assess and fit appliances (case starts)	416	442	94.1%	67.9%	58.6%	59.2%
% of all assessments that were assess and refuse	6	442	1.4%	9.6%	11.7%	12.0%
% of all assessments that were assess and review	20	442	4.5%	22.5%	29.7%	28.8%
% of case starts with a reported IOTN of 3 and Aesthetic Component of 5 or below	0	416	N/A	0.0%	0.2%	0.1%
% of case starts with a reported IOTN of 3 and Aesthetic Component of 6 or above	5	416	1.2%	2.7%	3.2%	3.9%
% of case starts with a reported IOTN of 4	330	416	79.3%	78.8%	77.5%	77.6%
% of case starts with a reported IOTN of 5	80	416	19.2%	17.6%	17.2%	16.7 %
% of concluded courses in receipt of dual-arch fixed appliances	469	507	92.5%	70.1%	70.6%	72.9%
% of concluded courses where treatment was abandoned or discontinued	16	507	3.2%	8.8%	9.2%	8.7%
% of patients satisfied with the treatment they have received	8	8	100.0%	96.7%	96.4%	95.7%

\* Figures in italics indicate that the base number is less than 100.



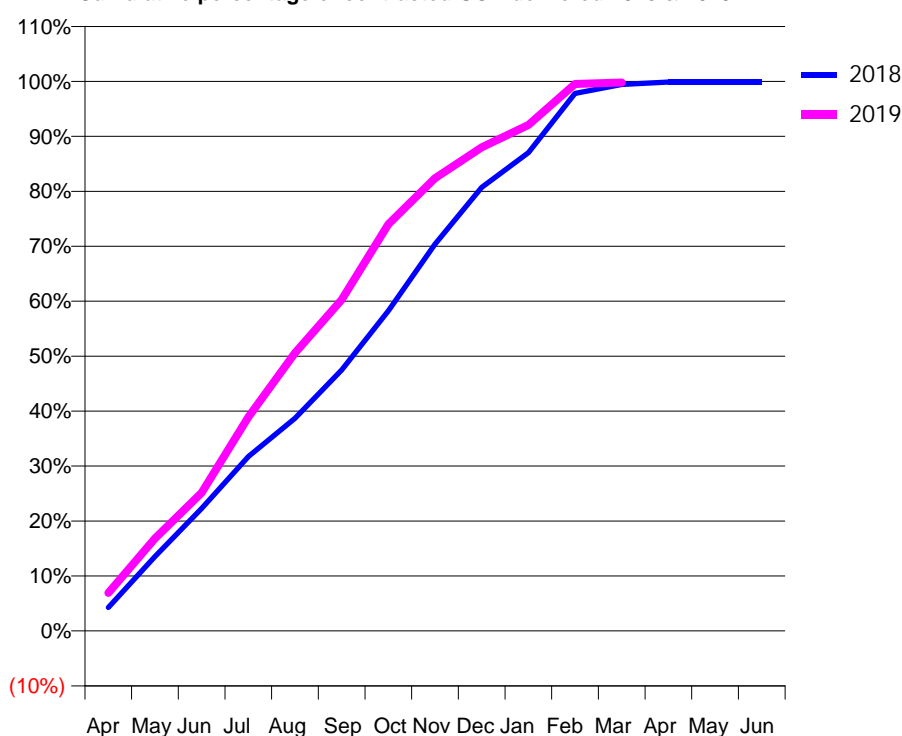
### Q68 - Vital Signs Orthodontic At a Glance Contract Report for 923044/0004 - March 2019

Name or company name	MR RM JONES	18/19 Contracted general activity (UDA)	0
Contract type name	PDS Contract	Carry forward general activity (UDA)	0
Purpose of contract	Orthodontic	18/19 Contracted orthodontic activity (UOA)	9,343
Contract start date	01/04/2006	Carry forward orthodontic activity (UOA)	11
Contract end date	31/03/2026	Baseline contract value	£639,710.09

ACCESS	Contract	England and Wales
24 month ratio of assessments to patient IDs	1.00	1.08

ACTIVITY	Contract
Contract assess and fit appliances (case starts) as a percentage of Area Team case starts	4.0 %

Cumulative percentage of contracted UOA delivered 2018 & 2019



Month	Adjusted Scheduled Activity (UOA)		
	2017	2018	2019
April	138	399	648
May	899	1,264	1,573
June	1,424	2,083	2,350
July	2,285	2,965	3,635
August	2,852	3,616	4,727
September	3,700	4,435	5,630
October	4,414	5,443	6,915
November	5,300	6,577	7,696
December	6,270	7,543	8,221
January	6,753	8,131	8,603
February	7,404	9,139	9,300
March	8,181	9,290	9,321
April	8,686	9,332	
May	8,686	9,332	
June	8,686	9,332	

#### QUANTITY METRICS (rolling 12 month period)

	Contract Quantity	Contract Base Number	Contract *	Area Team	Region	England
% of all assessments that were assess and fit appliances (case starts)	452	453	99.8%	67.9%	58.6%	59.2%
% of all assessments that were assess and refuse	0	453	0.0%	9.6%	11.7%	12.0%
% of all assessments that were assess and review	1	453	0.2%	22.5%	29.7%	28.8%
% of case starts with a reported IOTN of 3 and Aesthetic Component of 5 or below	0	452	N/A	0.0%	0.2%	0.1%
% of case starts with a reported IOTN of 3 and Aesthetic Component of 6 or above	1	452	0.2%	2.7%	3.2%	3.9%
% of case starts with a reported IOTN of 4	362	452	80.1%	78.8%	77.5%	77.6%
% of case starts with a reported IOTN of 5	89	452	19.7%	17.6%	17.2%	16.7 %
% of concluded courses in receipt of dual-arch fixed appliances	358	420	85.2%	70.1%	70.6%	72.9%
% of concluded courses where treatment was abandoned or discontinued	37	420	8.8%	8.8%	9.2%	8.7%
% of patients satisfied with the treatment they have received	4	4	100.0%	96.7%	96.4%	95.7%

\* Figures in italics indicate that the base number is less than 100.

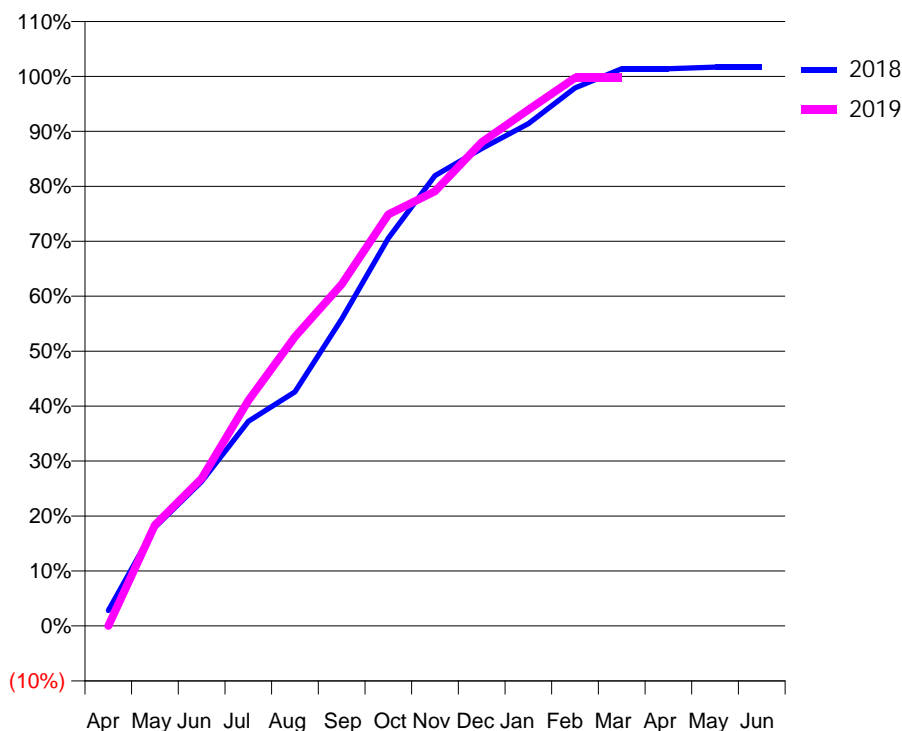
### Q69 - Vital Signs Orthodontic At a Glance Contract Report for 105279/0001 - March 2019

Name or company name	PCORTHO Ltd	18/19 Contracted general activity (UDA)	0
Contract type name	PDS Contract	Carry forward general activity (UDA)	0
Purpose of contract	Orthodontic	18/19 Contracted orthodontic activity (UOA)	6,803
Contract start date	01/01/2010	Carry forward orthodontic activity (UOA)	0
Contract end date	30/11/2019	Baseline contract value	£444,002.50

ACCESS	Contract	England and Wales
24 month ratio of assessments to patient IDs	1.09	1.08

ACTIVITY	Contract
Contract assess and fit appliances (case starts) as a percentage of Area Team case starts	3.6 %

Cumulative percentage of contracted UOA delivered 2018 & 2019



Month	Adjusted Scheduled Activity (UOA)		
	2017	2018	2019
April	0	193	0
May	1,165	1,223	1,249
June	2,074	1,789	1,826
July	2,646	2,533	2,791
August	2,992	2,898	3,579
September	3,693	3,799	4,228
October	4,086	4,802	5,093
November	4,690	5,574	5,380
December	5,243	5,910	5,989
January	5,592	6,218	6,390
February	6,006	6,660	6,785
March	6,665	6,897	6,785
April	6,815	6,897	
May	6,836	6,918	
June	6,836	6,918	

#### QUANTITY METRICS (rolling 12 month period)

	Contract Quantity	Contract Base Number	Contract *	Area Team	Region	England
% of all assessments that were assess and fit appliances (case starts)	305	797	38.3%	48.1%	58.6%	59.2%
% of all assessments that were assess and refuse	62	797	7.8%	10.8%	11.7%	12.0%
% of all assessments that were assess and review	430	797	54.0%	41.2%	29.7%	28.8%
% of case starts with a reported IOTN of 3 and Aesthetic Component of 5 or below	0	305	N/A	0.1%	0.2%	0.1%
% of case starts with a reported IOTN of 3 and Aesthetic Component of 6 or above	0	305	N/A	2.8%	3.2%	3.9%
% of case starts with a reported IOTN of 4	266	305	87.2%	80.3%	77.5%	77.6%
% of case starts with a reported IOTN of 5	39	305	12.8%	16.1%	17.2%	16.7 %
% of concluded courses in receipt of dual-arch fixed appliances	232	291	79.7%	73.2%	70.6%	72.9%
% of concluded courses where treatment was abandoned or discontinued	41	291	14.1%	6.3%	9.2%	8.7%
% of patients satisfied with the treatment they have received	9	9	100.0%	98.1%	96.4%	95.7%

\* Figures in italics indicate that the base number is less than 100.

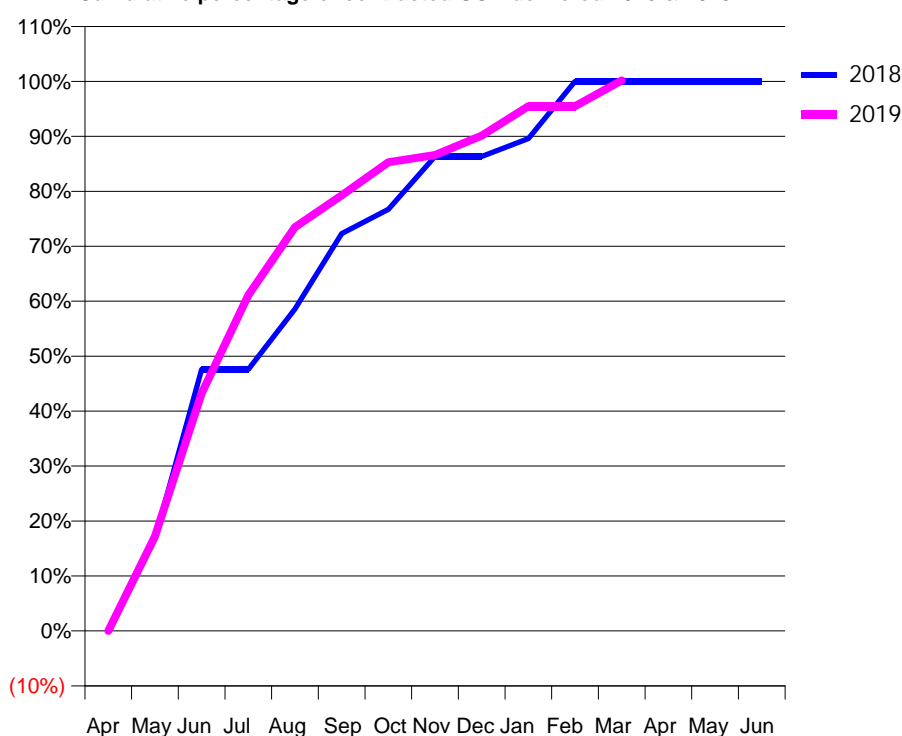
### Q69 - Vital Signs Orthodontic At a Glance Contract Report for 109576/0001 - March 2019

Name or company name	Impressions Orthodontics Ltd	18/19 Contracted general activity (UDA)	0
Contract type name	PDS Contract	Carry forward general activity (UDA)	0
Purpose of contract	Orthodontic	18/19 Contracted orthodontic activity (UOA)	3,579
Contract start date	10/12/2015	Carry forward orthodontic activity (UOA)	0
Contract end date	31/03/2019	Baseline contract value	£233,585.91

ACCESS	Contract	England and Wales
24 month ratio of assessments to patient IDs	1.06	1.08

ACTIVITY	Contract
Contract assess and fit appliances (case starts) as a percentage of Area Team case starts	1.9 %

Cumulative percentage of contracted UOA delivered 2018 & 2019



Month	Adjusted Scheduled Activity (UOA)		
	2017	2018	2019
April	0	0	0
May	448	600	615
June	1,447	1,704	1,547
July	1,652	1,704	2,187
August	2,326	2,097	2,629
September	3,010	2,588	2,837
October	3,542	2,746	3,052
November	3,542	3,090	3,099
December	3,542	3,090	3,225
January	3,566	3,207	3,417
February	3,566	3,579	3,417
March	3,566	3,579	3,585
April	3,579	3,579	
May	3,579	3,579	
June	3,579	3,579	

### QUANTITY METRICS (rolling 12 month period)

	Contract Quantity	Contract Base Number	Contract *	Area Team	Region	England
% of all assessments that were assess and fit appliances (case starts)	159	405	39.3%	48.1%	58.6%	59.2%
% of all assessments that were assess and refuse	81	405	20.0%	10.8%	11.7%	12.0%
% of all assessments that were assess and review	165	405	40.7%	41.2%	29.7%	28.8%
% of case starts with a reported IOTN of 3 and Aesthetic Component of 5 or below	0	159	N/A	0.1%	0.2%	0.1%
% of case starts with a reported IOTN of 3 and Aesthetic Component of 6 or above	1	159	0.6%	2.8%	3.2%	3.9%
% of case starts with a reported IOTN of 4	135	159	84.9%	80.3%	77.5%	77.6%
% of case starts with a reported IOTN of 5	23	159	14.5%	16.1%	17.2%	16.7 %
% of concluded courses in receipt of dual-arch fixed appliances	210	229	91.7%	73.2%	70.6%	72.9%
% of concluded courses where treatment was abandoned or discontinued	13	229	5.7%	6.3%	9.2%	8.7%
% of patients satisfied with the treatment they have received	9	9	100.0%	98.1%	96.4%	95.7%

\* Figures in italics indicate that the base number is less than 100.

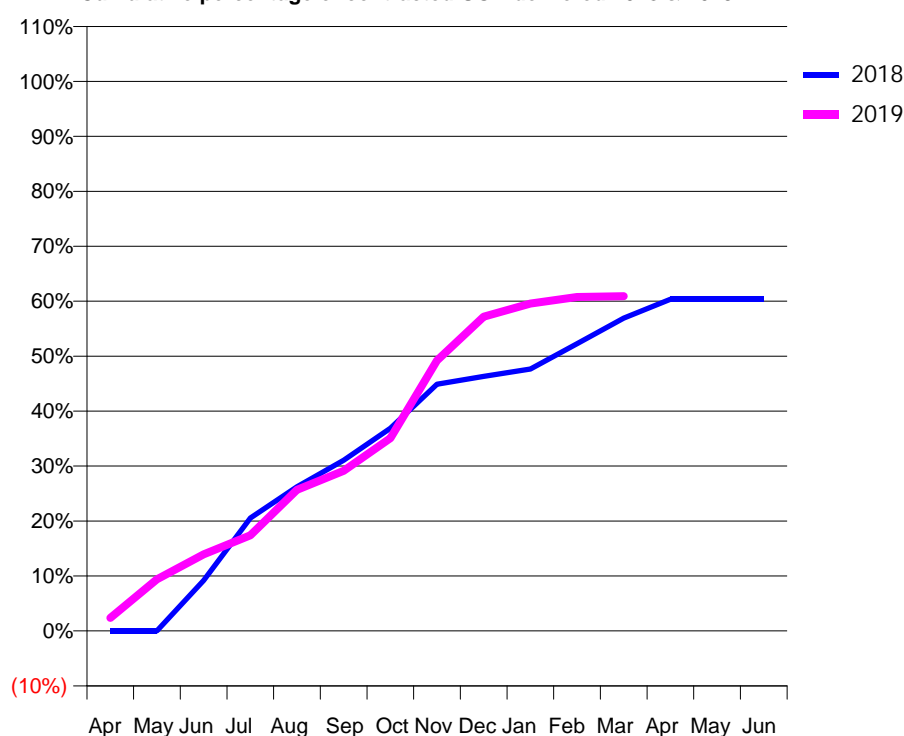
### Q69 - Vital Signs Orthodontic At a Glance Contract Report for 154601/0013 - March 2019

Name or company name	Oxfordshire Priority Dental Service	18/19 Contracted general activity (UDA)	0
Contract type name	PDS Contract	Carry forward general activity (UDA)	0
Purpose of contract	Orthodontic	18/19 Contracted orthodontic activity (UOA)	1,850
Contract start date	01/04/2006	Carry forward orthodontic activity (UOA)	0
Contract end date	31/03/2021	Baseline contract value	£1.03

ACCESS	Contract	England and Wales
24 month ratio of assessments to patient IDs	1.01	1.08

ACTIVITY	Contract
Contract assess and fit appliances (case starts) as a percentage of Area Team case starts	0.7 %

Cumulative percentage of contracted UOA delivered 2018 & 2019



Month	Adjusted Scheduled Activity (UOA)		
	2017	2018	2019
April	126	0	44
May	189	0	174
June	189	170	258
July	315	380	322
August	441	485	475
September	546	575	539
October	693	682	649
November	756	831	910
December	842	857	1,058
January	927	882	1,102
February	927	967	1,124
March	928	1,053	1,127
April	929	1,117	
May	929	1,117	
June	950	1,117	

#### QUANTITY METRICS (rolling 12 month period)

	Contract Quantity	Contract Base Number	Contract *	Area Team	Region	England
% of all assessments that were assess and fit appliances (case starts)	60	92	65.2%	48.1%	58.6%	59.2%
% of all assessments that were assess and refuse	16	92	17.4%	10.8%	11.7%	12.0%
% of all assessments that were assess and review	16	92	17.4%	41.2%	29.7%	28.8%
% of case starts with a reported IOTN of 3 and Aesthetic Component of 5 or below	0	60	<i>N/A</i>	0.1%	0.2%	0.1%
% of case starts with a reported IOTN of 3 and Aesthetic Component of 6 or above	1	60	1.7%	2.8%	3.2%	3.9%
% of case starts with a reported IOTN of 4	23	60	38.3%	80.3%	77.5%	77.6%
% of case starts with a reported IOTN of 5	36	60	60.0%	16.1%	17.2%	16.7%
% of concluded courses in receipt of dual-arch fixed appliances	28	40	70.0%	73.2%	70.6%	72.9%
% of concluded courses where treatment was abandoned or discontinued	2	40	5.0%	6.3%	9.2%	8.7%
% of patients satisfied with the treatment they have received	2	2	100.0%	98.1%	96.4%	95.7%

\* Figures in italics indicate that the base number is less than 100.

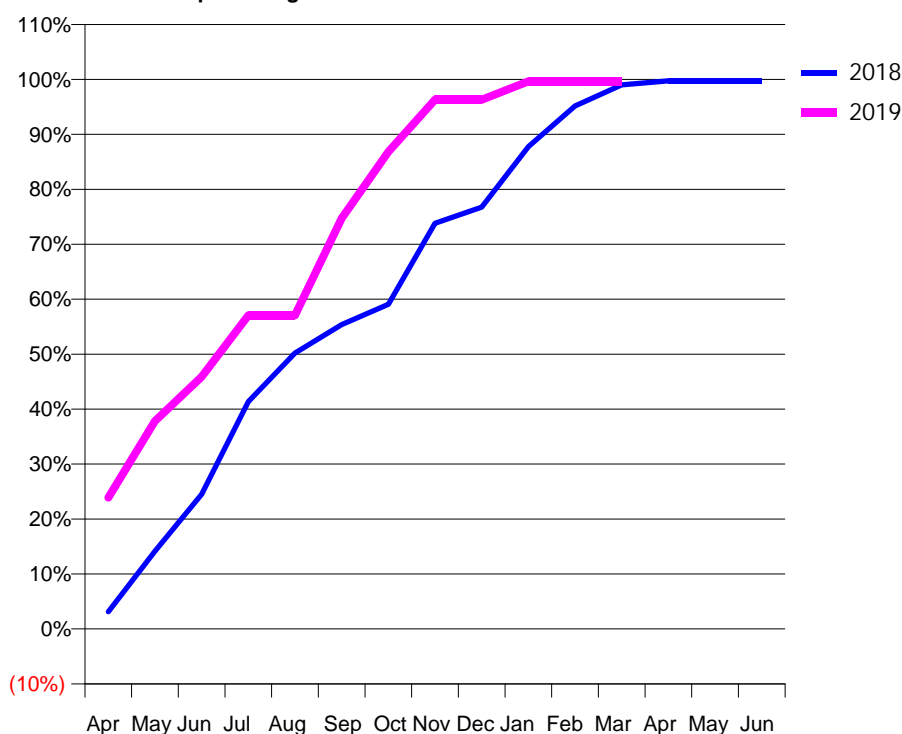
### Q69 - Vital Signs Orthodontic At a Glance Contract Report for 169110/0003 - March 2019

Name or company name	Dentalign Orthodontics LLP	18/19 Contracted general activity (UDA)	0
Contract type name	PDS Contract	Carry forward general activity (UDA)	0
Purpose of contract	Orthodontic	18/19 Contracted orthodontic activity (UOA)	2,867
Contract start date	01/05/2007	Carry forward orthodontic activity (UOA)	8
Contract end date	31/03/2019	Baseline contract value	£187,116.74

ACCESS	Contract	England and Wales
24 month ratio of assessments to patient IDs	1.01	1.08

ACTIVITY	Contract
Contract assess and fit appliances (case starts) as a percentage of Area Team case starts	1.6 %

Cumulative percentage of contracted UOA delivered 2018 & 2019



Month	Adjusted Scheduled Activity (UOA)		
	2017	2018	2019
April	45	90	685
May	751	405	1,084
June	835	702	1,315
July	1,135	1,186	1,636
August	1,456	1,439	1,636
September	1,690	1,588	2,142
October	1,965	1,694	2,490
November	2,301	2,116	2,760
December	2,491	2,200	2,760
January	2,680	2,516	2,856
February	2,828	2,728	2,856
March	2,851	2,838	2,856
April	2,872	2,859	
May	2,851	2,859	
June	2,851	2,859	

### QUANTITY METRICS (rolling 12 month period)

	Contract Quantity	Contract Base Number	Contract *	Area Team	Region	England
% of all assessments that were assess and fit appliances (case starts)	131	303	43.2%	48.1%	58.6%	59.2%
% of all assessments that were assess and refuse	16	303	5.3%	10.8%	11.7%	12.0%
% of all assessments that were assess and review	156	303	51.5%	41.2%	29.7%	28.8%
% of case starts with a reported IOTN of 3 and Aesthetic Component of 5 or below	0	131	N/A	0.1%	0.2%	0.1%
% of case starts with a reported IOTN of 3 and Aesthetic Component of 6 or above	1	131	0.8%	2.8%	3.2%	3.9%
% of case starts with a reported IOTN of 4	122	131	93.1%	80.3%	77.5%	77.6%
% of case starts with a reported IOTN of 5	8	131	6.1%	16.1%	17.2%	16.7 %
% of concluded courses in receipt of dual-arch fixed appliances	3	84	3.6%	73.2%	70.6%	72.9%
% of concluded courses where treatment was abandoned or discontinued	1	84	1.2%	6.3%	9.2%	8.7%
% of patients satisfied with the treatment they have received	4	4	100.0%	98.1%	96.4%	95.7%

\* Figures in italics indicate that the base number is less than 100.

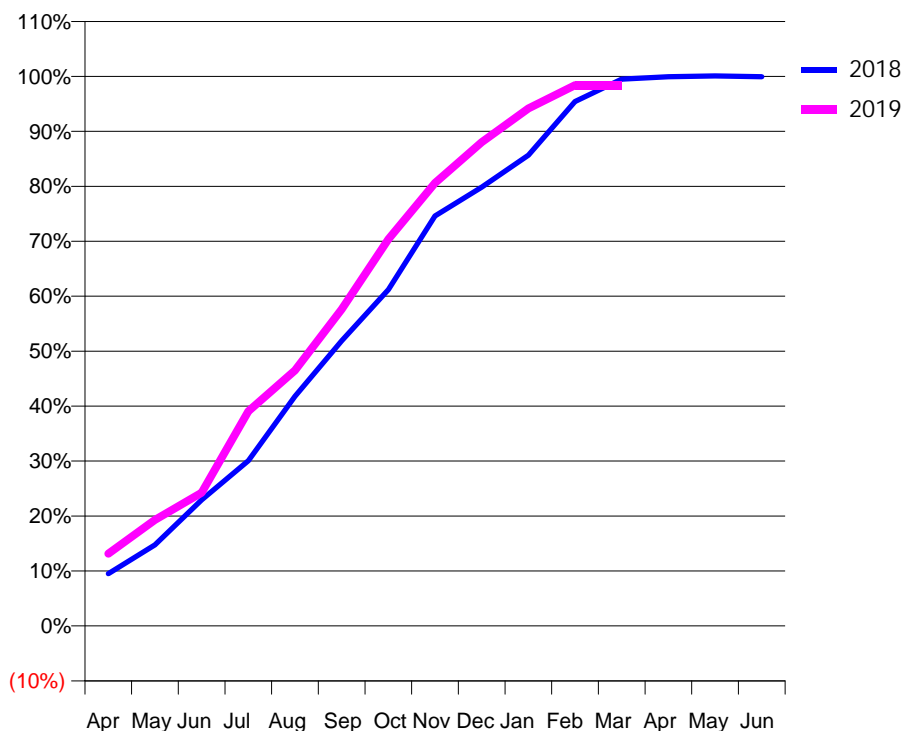
### Q69 - Vital Signs Orthodontic At a Glance Contract Report for 169110/0010 - March 2019

Name or company name	Dentalign Orthodontics LLP	18/19 Contracted general activity (UDA)	0
Contract type name	PDS Contract	Carry forward general activity (UDA)	0
Purpose of contract	Orthodontic	18/19 Contracted orthodontic activity (UOA)	13,657
Contract start date	01/04/2013	Carry forward orthodontic activity (UOA)	9
Contract end date	31/03/2019	Baseline contract value	£891,241.56

ACCESS	Contract	England and Wales
24 month ratio of assessments to patient IDs	1.01	1.08

ACTIVITY	Contract
Contract assess and fit appliances (case starts) as a percentage of Area Team case starts	7.4 %

Cumulative percentage of contracted UOA delivered 2018 & 2019



Month	Adjusted Scheduled Activity (UOA)		
	2017	2018	2019
April	1,550	1,302	1,797
May	2,458	2,016	2,637
June	3,025	3,134	3,313
July	4,083	4,109	5,338
August	4,965	5,706	6,350
September	6,335	7,083	7,871
October	7,471	8,360	9,614
November	8,588	10,187	11,008
December	9,915	10,901	12,023
January	10,784	11,699	12,862
February	12,385	13,032	13,437
March	13,510	13,585	13,437
April	13,678	13,648	
May	13,657	13,669	
June	13,657	13,648	

#### QUANTITY METRICS (rolling 12 month period)

	Contract Quantity	Contract Base Number	Contract *	Area Team	Region	England
% of all assessments that were assess and fit appliances (case starts)	625	1,127	55.5%	48.1%	58.6%	59.2%
% of all assessments that were assess and refuse	50	1,127	4.4%	10.8%	11.7%	12.0%
% of all assessments that were assess and review	452	1,127	40.1%	41.2%	29.7%	28.8%
% of case starts with a reported IOTN of 3 and Aesthetic Component of 5 or below	2	625	0.3%	0.1%	0.2%	0.1%
% of case starts with a reported IOTN of 3 and Aesthetic Component of 6 or above	2	625	0.3%	2.8%	3.2%	3.9%
% of case starts with a reported IOTN of 4	524	625	83.8%	80.3%	77.5%	77.6%
% of case starts with a reported IOTN of 5	72	625	11.5%	16.1%	17.2%	16.7%
% of concluded courses in receipt of dual-arch fixed appliances	43	555	7.7%	73.2%	70.6%	72.9%
% of concluded courses where treatment was abandoned or discontinued	31	555	5.6%	6.3%	9.2%	8.7%
% of patients satisfied with the treatment they have received	13	13	100.0%	98.1%	96.4%	95.7%

\* Figures in italics indicate that the base number is less than 100.

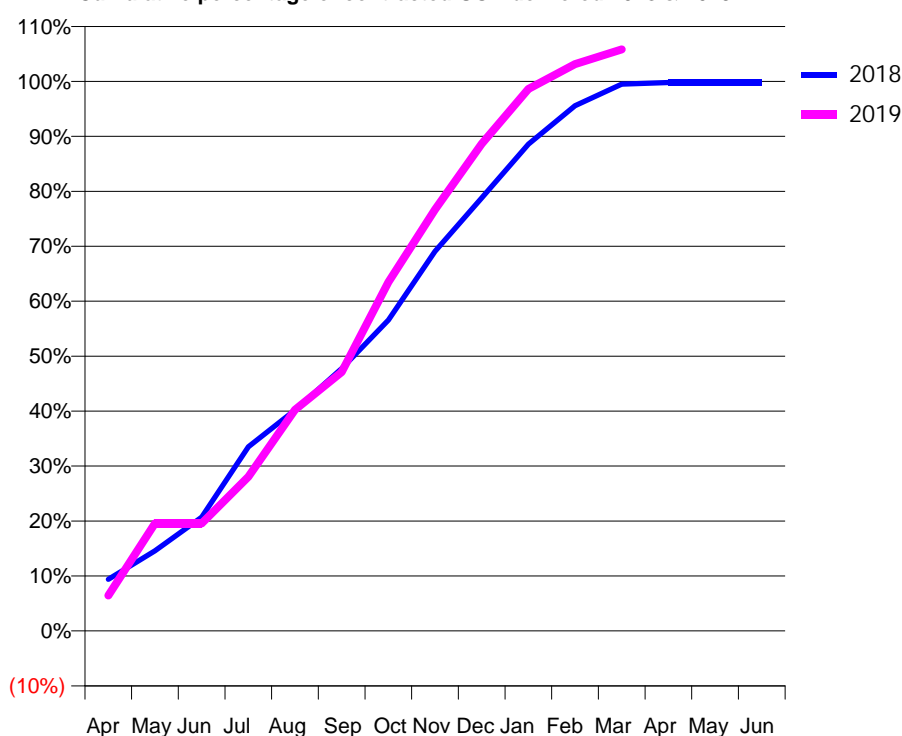
### Q69 - Vital Signs Orthodontic At a Glance Contract Report for 169110/0011 - March 2019

Name or company name	Dentalign Orthodontics LLP	18/19 Contracted general activity (UDA)	0
Contract type name	PDS Contract	Carry forward general activity (UDA)	0
Purpose of contract	Orthodontic	18/19 Contracted orthodontic activity (UOA)	6,929
Contract start date	01/04/2013	Carry forward orthodontic activity (UOA)	14
Contract end date	31/03/2019	Baseline contract value	£452,198.36

ACCESS	Contract	England and Wales
24 month ratio of assessments to patient IDs	1.01	1.08

ACTIVITY	Contract
Contract assess and fit appliances (case starts) as a percentage of Area Team case starts	4.0 %

Cumulative percentage of contracted UOA delivered 2018 & 2019



Month	Adjusted Scheduled Activity (UOA)		
	2017	2018	2019
April	564	652	448
May	1,490	1,009	1,355
June	1,790	1,434	1,355
July	2,448	2,321	1,945
August	2,890	2,783	2,787
September	3,379	3,309	3,264
October	3,988	3,921	4,398
November	4,473	4,786	5,312
December	4,919	5,459	6,141
January	5,195	6,136	6,835
February	6,124	6,621	7,146
March	6,881	6,894	7,332
April	6,923	6,915	
May	6,944	6,915	
June	6,965	6,915	

### QUANTITY METRICS (rolling 12 month period)

	Contract Quantity	Contract Base Number	Contract *	Area Team	Region	England
% of all assessments that were assess and fit appliances (case starts)	335	686	48.8%	48.1%	58.6%	59.2%
% of all assessments that were assess and refuse	42	686	6.1%	10.8%	11.7%	12.0%
% of all assessments that were assess and review	309	686	45.0%	41.2%	29.7%	28.8%
% of case starts with a reported IOTN of 3 and Aesthetic Component of 5 or below	0	335	N/A	0.1%	0.2%	0.1%
% of case starts with a reported IOTN of 3 and Aesthetic Component of 6 or above	29	335	8.7%	2.8%	3.2%	3.9%
% of case starts with a reported IOTN of 4	220	335	65.7%	80.3%	77.5%	77.6%
% of case starts with a reported IOTN of 5	86	335	25.7%	16.1%	17.2%	16.7 %
% of concluded courses in receipt of dual-arch fixed appliances	168	216	77.8%	73.2%	70.6%	72.9%
% of concluded courses where treatment was abandoned or discontinued	8	216	3.7%	6.3%	9.2%	8.7%
% of patients satisfied with the treatment they have received	7	8	87.5%	98.1%	96.4%	95.7%

\* Figures in italics indicate that the base number is less than 100.

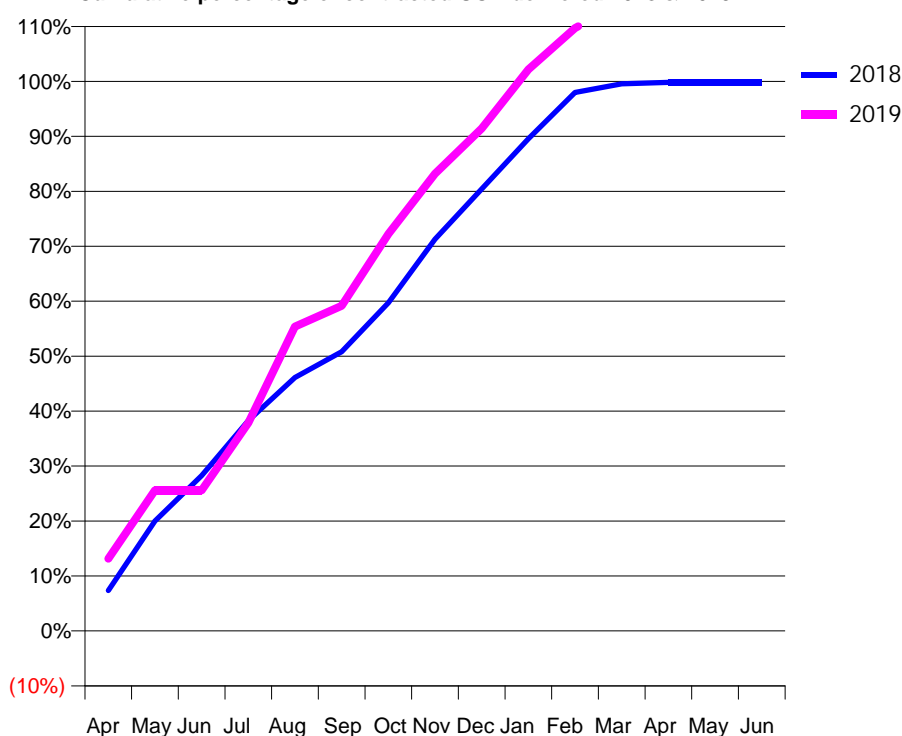
### Q69 - Vital Signs Orthodontic At a Glance Contract Report for 169110/0012 - March 2019

Name or company name	Dentalign Orthodontics LLP	18/19 Contracted general activity (UDA)	0
Contract type name	PDS Contract	Carry forward general activity (UDA)	0
Purpose of contract	Orthodontic	18/19 Contracted orthodontic activity (UOA)	9,474
Contract start date	01/04/2013	Carry forward orthodontic activity (UOA)	16
Contract end date	31/03/2019	Baseline contract value	£618,280.78

ACCESS	Contract	England and Wales
24 month ratio of assessments to patient IDs	1.01	1.08

ACTIVITY	Contract
Contract assess and fit appliances (case starts) as a percentage of Area Team case starts	6.2 %

Cumulative percentage of contracted UOA delivered 2018 & 2019



Month	Adjusted Scheduled Activity (UOA)		
	2017	2018	2019
April	445	698	1,244
May	1,682	1,895	2,425
June	2,186	2,677	2,425
July	3,303	3,627	3,588
August	3,834	4,370	5,247
September	4,939	4,812	5,604
October	5,824	5,657	6,843
November	6,794	6,753	7,881
December	7,701	7,618	8,662
January	8,227	8,484	9,680
February	9,069	9,282	10,392
March	9,497	9,433	10,828
April	9,458	9,458	
May	9,458	9,458	
June	9,458	9,458	

### QUANTITY METRICS (rolling 12 month period)

	Contract Quantity	Contract Base Number	Contract *	Area Team	Region	England
% of all assessments that were assess and fit appliances (case starts)	521	652	79.9%	48.1%	58.6%	59.2%
% of all assessments that were assess and refuse	9	652	1.4%	10.8%	11.7%	12.0%
% of all assessments that were assess and review	122	652	18.7%	41.2%	29.7%	28.8%
% of case starts with a reported IOTN of 3 and Aesthetic Component of 5 or below	0	521	N/A	0.1%	0.2%	0.1%
% of case starts with a reported IOTN of 3 and Aesthetic Component of 6 or above	29	521	5.6%	2.8%	3.2%	3.9%
% of case starts with a reported IOTN of 4	406	521	77.9%	80.3%	77.5%	77.6%
% of case starts with a reported IOTN of 5	84	521	16.1%	16.1%	17.2%	16.7 %
% of concluded courses in receipt of dual-arch fixed appliances	153	348	44.0%	73.2%	70.6%	72.9%
% of concluded courses where treatment was abandoned or discontinued	17	348	4.9%	6.3%	9.2%	8.7%
% of patients satisfied with the treatment they have received	2	2	100.0%	98.1%	96.4%	95.7%

\* Figures in italics indicate that the base number is less than 100.



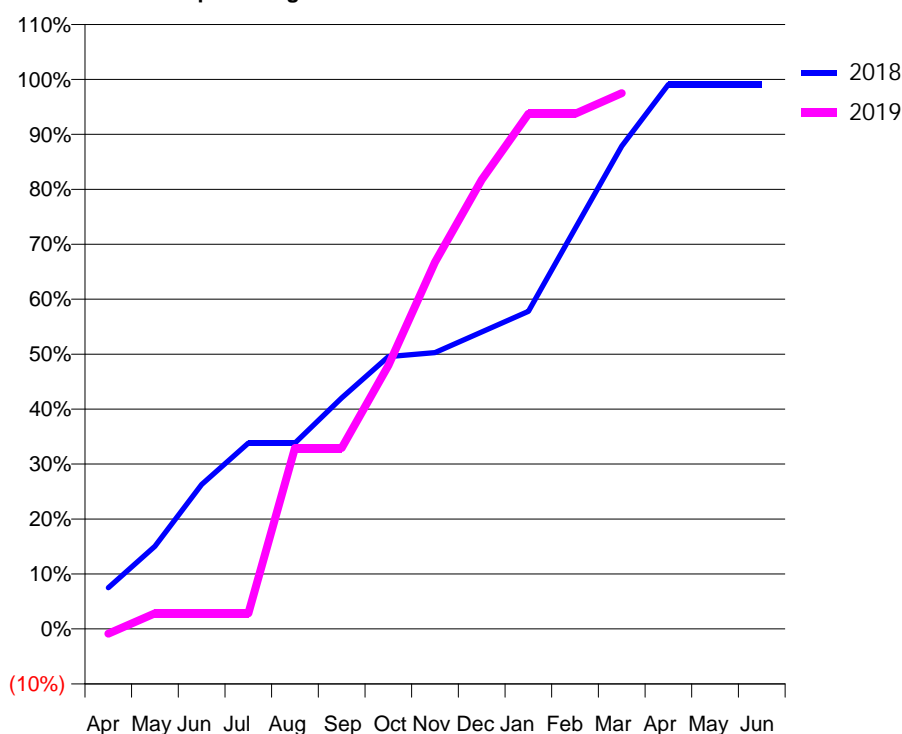
### Q69 - Vital Signs Orthodontic At a Glance Contract Report for 169110/0013 - March 2019

Name or company name	Dentalign Orthodontics LLP	18/19 Contracted general activity (UDA)	0
Contract type name	PDS Contract	Carry forward general activity (UDA)	0
Purpose of contract	Orthodontic	18/19 Contracted orthodontic activity (UOA)	559
Contract start date	01/04/2013	Carry forward orthodontic activity (UOA)	5
Contract end date	31/03/2019	Baseline contract value	£36,495.57

ACCESS	Contract	England and Wales
24 month ratio of assessments to patient IDs	1.00	1.08

ACTIVITY	Contract
Contract assess and fit appliances (case starts) as a percentage of Area Team case starts	0.4 %

Cumulative percentage of contracted UOA delivered 2018 & 2019



Month	Adjusted Scheduled Activity (UOA)		
	2017	2018	2019
April	-9	42	-5
May	-8	84	16
June	34	147	16
July	34	189	16
August	55	189	184
September	97	235	184
October	164	277	268
November	311	281	373
December	374	302	457
January	416	323	524
February	437	407	524
March	479	491	545
April	563	554	
May	563	554	
June	563	554	

#### QUANTITY METRICS (rolling 12 month period)

	Contract Quantity	Contract Base Number	Contract *	Area Team	Region	England
% of all assessments that were assess and fit appliances (case starts)	30	30	100.0%	48.1%	58.6%	59.2%
% of all assessments that were assess and refuse	0	30	0.0%	10.8%	11.7%	12.0%
% of all assessments that were assess and review	0	30	0.0%	41.2%	29.7%	28.8%
% of case starts with a reported IOTN of 3 and Aesthetic Component of 5 or below	0	30	N/A	0.1%	0.2%	0.1%
% of case starts with a reported IOTN of 3 and Aesthetic Component of 6 or above	0	30	N/A	2.8%	3.2%	3.9%
% of case starts with a reported IOTN of 4	27	30	90.0%	80.3%	77.5%	77.6%
% of case starts with a reported IOTN of 5	3	30	10.0%	16.1%	17.2%	16.7%
% of concluded courses in receipt of dual-arch fixed appliances	0	24	N/A	73.2%	70.6%	72.9%
% of concluded courses where treatment was abandoned or discontinued	10	24	41.7%	6.3%	9.2%	8.7%
% of patients satisfied with the treatment they have received	0	0	N/A	98.1%	96.4%	95.7%

\* Figures in italics indicate that the base number is less than 100.

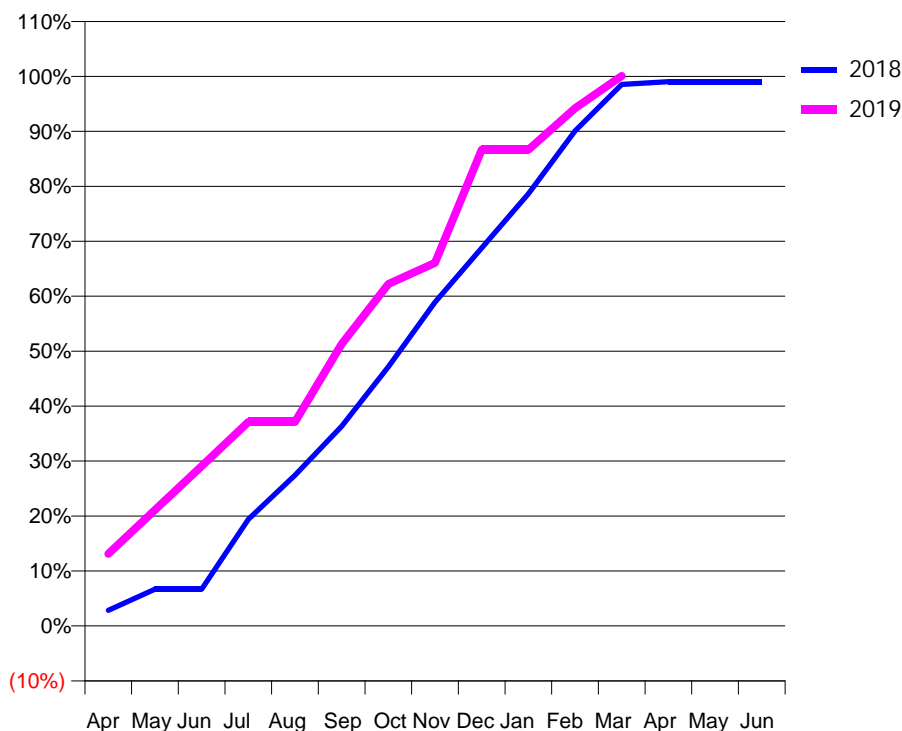
### Q69 - Vital Signs Orthodontic At a Glance Contract Report for 169110/0014 - March 2019

Name or company name	Dentalign Orthodontics LLP	18/19 Contracted general activity (UDA)	0
Contract type name	PDS Contract	Carry forward general activity (UDA)	0
Purpose of contract	Orthodontic	18/19 Contracted orthodontic activity (UOA)	4,468
Contract start date	01/04/2013	Carry forward orthodontic activity (UOA)	44
Contract end date	31/03/2019	Baseline contract value	£291,565.36

ACCESS	Contract	England and Wales
24 month ratio of assessments to patient IDs	1.01	1.08

ACTIVITY	Contract
Contract assess and fit appliances (case starts) as a percentage of Area Team case starts	2.4 %

Cumulative percentage of contracted UOA delivered 2018 & 2019



Month	Adjusted Scheduled Activity (UOA)		
	2017	2018	2019
April	189	127	586
May	947	299	943
June	1,136	299	1,300
July	1,412	867	1,658
August	1,412	1,225	1,658
September	2,168	1,624	2,292
October	2,546	2,107	2,781
November	2,759	2,632	2,952
December	3,099	3,073	3,871
January	3,291	3,514	3,871
February	3,736	4,024	4,209
March	4,200	4,403	4,472
April	4,473	4,424	
May	4,473	4,424	
June	4,473	4,424	

#### QUANTITY METRICS (rolling 12 month period)

	Contract Quantity	Contract Base Number	Contract *	Area Team	Region	England
% of all assessments that were assess and fit appliances (case starts)	205	524	39.1%	48.1%	58.6%	59.2%
% of all assessments that were assess and refuse	78	524	14.9%	10.8%	11.7%	12.0%
% of all assessments that were assess and review	241	524	46.0%	41.2%	29.7%	28.8%
% of case starts with a reported IOTN of 3 and Aesthetic Component of 5 or below	0	205	N/A	0.1%	0.2%	0.1%
% of case starts with a reported IOTN of 3 and Aesthetic Component of 6 or above	4	205	2.0%	2.8%	3.2%	3.9%
% of case starts with a reported IOTN of 4	152	205	74.1%	80.3%	77.5%	77.6%
% of case starts with a reported IOTN of 5	49	205	23.9%	16.1%	17.2%	16.7 %
% of concluded courses in receipt of dual-arch fixed appliances	0	175	N/A	73.2%	70.6%	72.9%
% of concluded courses where treatment was abandoned or discontinued	19	175	10.9%	6.3%	9.2%	8.7%
% of patients satisfied with the treatment they have received	4	4	100.0%	98.1%	96.4%	95.7%

\* Figures in italics indicate that the base number is less than 100.

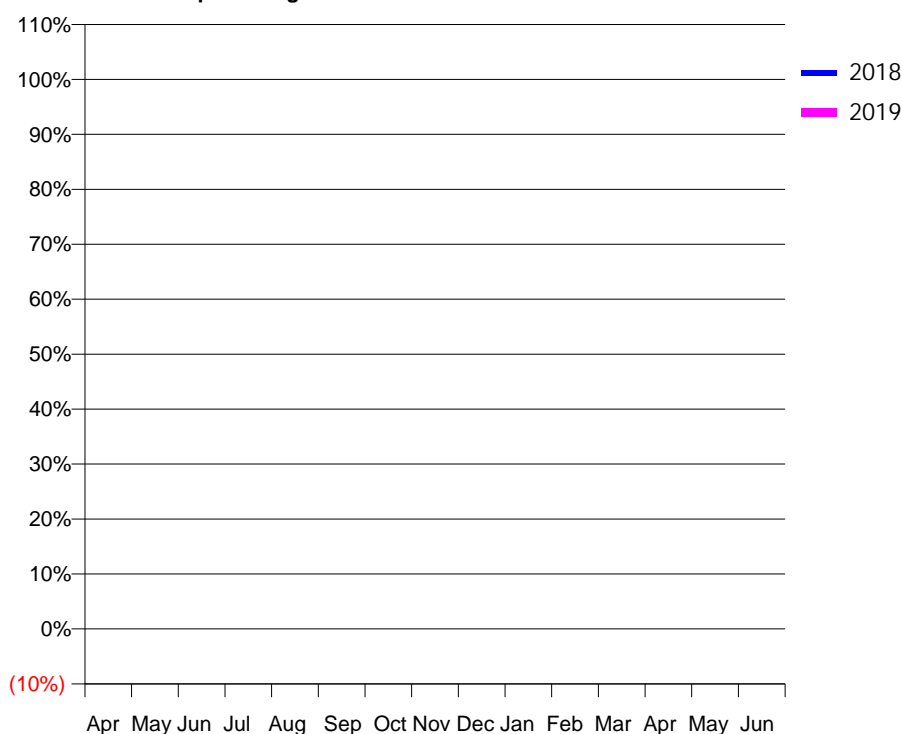
### Q69 - Vital Signs Orthodontic At a Glance Contract Report for 175609/0001 - March 2019

Name or company name	Riverside Dental Centre Ltd	18/19 Contracted general activity (UDA)	19,096
Contract type name	GDS Contract	Carry forward general activity (UDA)	124
Purpose of contract	General	18/19 Contracted orthodontic activity (UOA)	0
Contract start date	01/07/2008	Carry forward orthodontic activity (UOA)	0
Contract end date		Baseline contract value	£578,730.16

ACCESS	Contract	England and Wales
24 month ratio of assessments to patient IDs	1.00	1.08

ACTIVITY	Contract
Contract assess and fit appliances (case starts) as a percentage of Area Team case starts	0.0 %

Cumulative percentage of contracted UOA delivered 2018 & 2019



Month	Adjusted Scheduled Activity (UOA)		
	2017	2018	2019
April	0	0	0
May	0	0	0
June	0	0	0
July	0	0	0
August	0	0	0
September	0	0	0
October	0	0	0
November	0	0	0
December	0	0	3
January	0	0	3
February	0	0	3
March	0	0	3
April	0	0	
May	0	0	
June	0	0	

### QUANTITY METRICS (rolling 12 month period)

	Contract Quantity	Contract Base Number	Contract *	Area Team	Region	England
% of all assessments that were assess and fit appliances (case starts)	0	3	0.0%	48.1%	58.6%	59.2%
% of all assessments that were assess and refuse	0	3	0.0%	10.8%	11.7%	12.0%
% of all assessments that were assess and review	3	3	100.0%	41.2%	29.7%	28.8%
% of case starts with a reported IOTN of 3 and Aesthetic Component of 5 or below	0	0	N/A	0.1%	0.2%	0.1%
% of case starts with a reported IOTN of 3 and Aesthetic Component of 6 or above	0	0	N/A	2.8%	3.2%	3.9%
% of case starts with a reported IOTN of 4	0	0	N/A	80.3%	77.5%	77.6%
% of case starts with a reported IOTN of 5	0	0	N/A	16.1%	17.2%	16.7 %
% of concluded courses in receipt of dual-arch fixed appliances	0	0	N/A	73.2%	70.6%	72.9%
% of concluded courses where treatment was abandoned or discontinued	0	0	N/A	6.3%	9.2%	8.7%
% of patients satisfied with the treatment they have received	0	0	N/A	98.1%	96.4%	95.7%

\* Figures in italics indicate that the base number is less than 100.

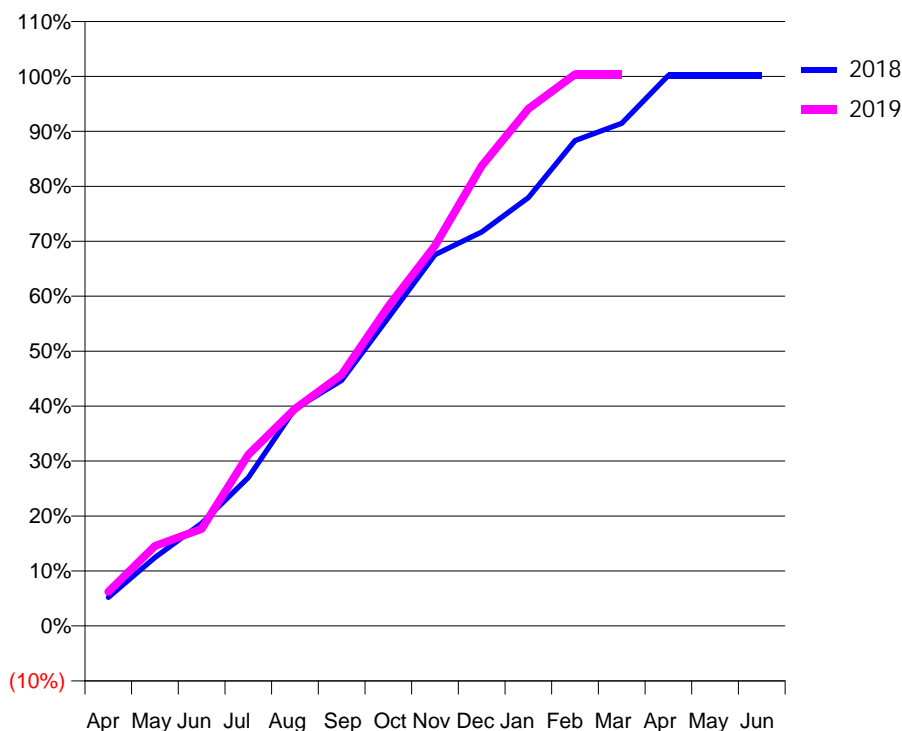
### Q69 - Vital Signs Orthodontic At a Glance Contract Report for 180750/0001 - March 2019

Name or company name	MR AL DAVEY AND MR N OROLLOGA	18/19 Contracted general activity (UDA)	0
Contract type name	PDS Contract	Carry forward general activity (UDA)	0
Purpose of contract	Orthodontic	18/19 Contracted orthodontic activity (UOA)	2,021
Contract start date	01/01/2014	Carry forward orthodontic activity (UOA)	0
Contract end date	30/09/2019	Baseline contract value	£131,901.96

ACCESS	Contract	England and Wales
24 month ratio of assessments to patient IDs	1.00	1.08

ACTIVITY	Contract
Contract assess and fit appliances (case starts) as a percentage of Area Team case starts	1.2 %

Cumulative percentage of contracted UOA delivered 2018 & 2019



Month	Adjusted Scheduled Activity (UOA)		
	2017	2018	2019
April	112	105	126
May	311	252	294
June	454	378	357
July	616	546	630
August	842	798	798
September	1,092	903	924
October	1,324	1,134	1,176
November	1,647	1,365	1,398
December	1,765	1,449	1,692
January	1,873	1,575	1,902
February	1,999	1,785	2,028
March	2,062	1,848	2,028
April	2,062	2,025	
May	2,062	2,025	
June	2,062	2,025	

### QUANTITY METRICS (rolling 12 month period)

	Contract Quantity	Contract Base Number	Contract *	Area Team	Region	England
% of all assessments that were assess and fit appliances (case starts)	104	125	83.2%	48.1%	58.6%	59.2%
% of all assessments that were assess and refuse	0	125	0.0%	10.8%	11.7%	12.0%
% of all assessments that were assess and review	21	125	16.8%	41.2%	29.7%	28.8%
% of case starts with a reported IOTN of 3 and Aesthetic Component of 5 or below	0	104	N/A	0.1%	0.2%	0.1%
% of case starts with a reported IOTN of 3 and Aesthetic Component of 6 or above	0	104	N/A	2.8%	3.2%	3.9%
% of case starts with a reported IOTN of 4	81	104	77.9%	80.3%	77.5%	77.6%
% of case starts with a reported IOTN of 5	23	104	22.1%	16.1%	17.2%	16.7 %
% of concluded courses in receipt of dual-arch fixed appliances	164	170	96.5%	73.2%	70.6%	72.9%
% of concluded courses where treatment was abandoned or discontinued	6	170	3.5%	6.3%	9.2%	8.7%
% of patients satisfied with the treatment they have received	3	3	100.0%	98.1%	96.4%	95.7%

\* Figures in italics indicate that the base number is less than 100.

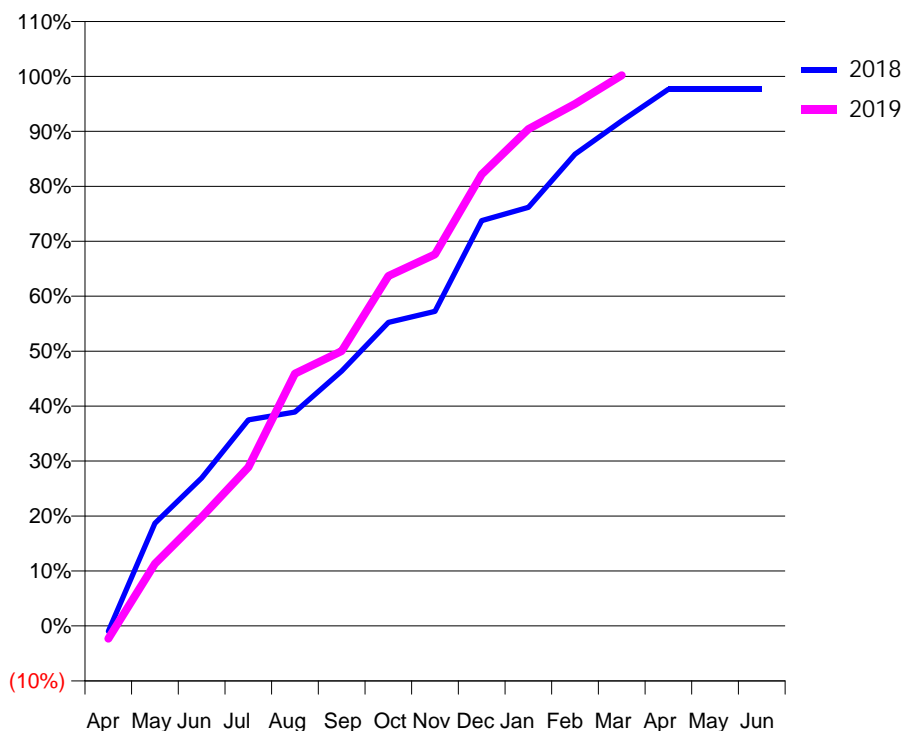
### Q69 - Vital Signs Orthodontic At a Glance Contract Report for 183164/0001 - March 2019

Name or company name	Smiles Better Orthodontics Ltd	18/19 Contracted general activity (UDA)	0
Contract type name	PDS Contract	Carry forward general activity (UDA)	0
Purpose of contract	Orthodontic	18/19 Contracted orthodontic activity (UOA)	6,736
Contract start date	01/04/2010	Carry forward orthodontic activity (UOA)	157
Contract end date	31/03/2019	Baseline contract value	£439,629.71

ACCESS	Contract	England and Wales
24 month ratio of assessments to patient IDs	1.14	1.08

ACTIVITY	Contract
Contract assess and fit appliances (case starts) as a percentage of Area Team case starts	3.9 %

Cumulative percentage of contracted UOA delivered 2018 & 2019



Month	Adjusted Scheduled Activity (UOA)		
	2017	2018	2019
April	105	-68	-157
May	874	1,259	762
June	1,509	1,814	1,335
July	1,890	2,526	1,944
August	2,449	2,621	3,094
September	2,879	3,125	3,370
October	3,658	3,722	4,290
November	4,847	3,855	4,555
December	5,310	4,968	5,536
January	5,979	5,131	6,090
February	6,189	5,782	6,398
March	6,453	6,190	6,749
April	6,666	6,579	
May	6,668	6,579	
June	6,668	6,579	

### QUANTITY METRICS (rolling 12 month period)

	Contract Quantity	Contract Base Number	Contract *	Area Team	Region	England
% of all assessments that were assess and fit appliances (case starts)	330	944	35.0%	48.1%	58.6%	59.2%
% of all assessments that were assess and refuse	236	944	25.0%	10.8%	11.7%	12.0%
% of all assessments that were assess and review	378	944	40.0%	41.2%	29.7%	28.8%
% of case starts with a reported IOTN of 3 and Aesthetic Component of 5 or below	0	330	N/A	0.1%	0.2%	0.1%
% of case starts with a reported IOTN of 3 and Aesthetic Component of 6 or above	6	330	1.8%	2.8%	3.2%	3.9%
% of case starts with a reported IOTN of 4	247	330	74.8%	80.3%	77.5%	77.6%
% of case starts with a reported IOTN of 5	77	330	23.3%	16.1%	17.2%	16.7 %
% of concluded courses in receipt of dual-arch fixed appliances	137	235	58.3%	73.2%	70.6%	72.9%
% of concluded courses where treatment was abandoned or discontinued	52	235	22.1%	6.3%	9.2%	8.7%
% of patients satisfied with the treatment they have received	5	5	100.0%	98.1%	96.4%	95.7%

\* Figures in italics indicate that the base number is less than 100.

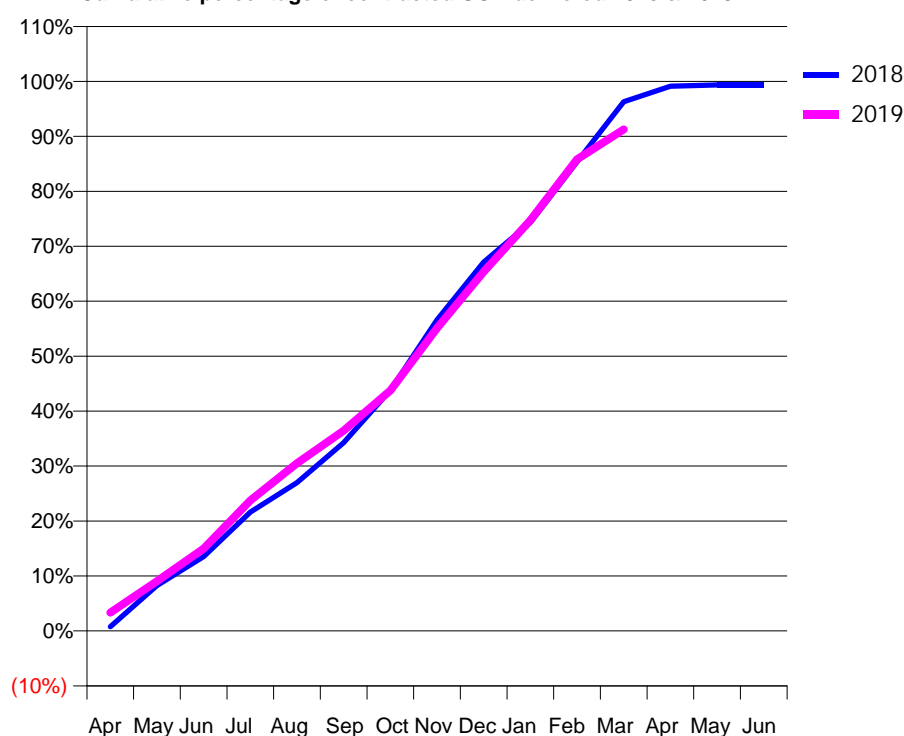
### Q69 - Vital Signs Orthodontic At a Glance Contract Report for 184241/0001 - March 2019

Name or company name	Newbury Orthodontic Centre	18/19 Contracted general activity (UDA)	0
Contract type name	PDS Contract	Carry forward general activity (UDA)	0
Purpose of contract	Orthodontic	18/19 Contracted orthodontic activity (UOA)	11,631
Contract start date	01/11/2015	Carry forward orthodontic activity (UOA)	77
Contract end date	31/03/2019	Baseline contract value	£759,058.60

ACCESS	Contract	England and Wales
24 month ratio of assessments to patient IDs	1.00	1.08

ACTIVITY	Contract
Contract assess and fit appliances (case starts) as a percentage of Area Team case starts	6.0 %

Cumulative percentage of contracted UOA delivered 2018 & 2019



Month	Adjusted Scheduled Activity (UOA)		
	2017	2018	2019
April	448	88	388
May	1,359	961	1,052
June	2,208	1,573	1,744
July	3,381	2,516	2,761
August	3,982	3,139	3,549
September	4,583	3,983	4,241
October	5,468	5,096	5,091
November	6,636	6,585	6,407
December	7,763	7,806	7,602
January	8,641	8,648	8,692
February	9,184	9,925	9,978
March	10,871	11,202	10,615
April	11,539	11,530	
May	11,539	11,553	
June	11,539	11,554	

#### QUANTITY METRICS (rolling 12 month period)

	Contract Quantity	Contract Base Number	Contract *	Area Team	Region	England
% of all assessments that were assess and fit appliances (case starts)	510	967	52.7%	48.1%	58.6%	59.2%
% of all assessments that were assess and refuse	197	967	20.4%	10.8%	11.7%	12.0%
% of all assessments that were assess and review	260	967	26.9%	41.2%	29.7%	28.8%
% of case starts with a reported IOTN of 3 and Aesthetic Component of 5 or below	0	510	N/A	0.1%	0.2%	0.1%
% of case starts with a reported IOTN of 3 and Aesthetic Component of 6 or above	10	510	2.0%	2.8%	3.2%	3.9%
% of case starts with a reported IOTN of 4	408	510	80.0%	80.3%	77.5%	77.6%
% of case starts with a reported IOTN of 5	91	510	17.8%	16.1%	17.2%	16.7 %
% of concluded courses in receipt of dual-arch fixed appliances	541	565	95.8%	73.2%	70.6%	72.9%
% of concluded courses where treatment was abandoned or discontinued	16	565	2.8%	6.3%	9.2%	8.7%
% of patients satisfied with the treatment they have received	10	10	100.0%	98.1%	96.4%	95.7%

\* Figures in italics indicate that the base number is less than 100.

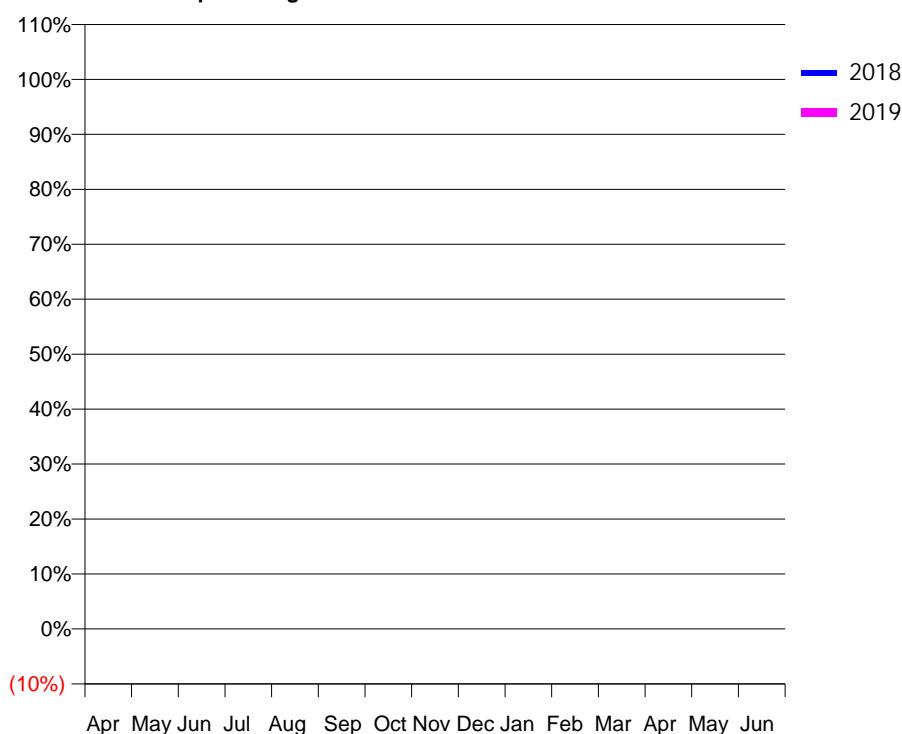
### Q69 - Vital Signs Orthodontic At a Glance Contract Report for 186201/0001 - March 2019

Name or company name	Perfect Smile Bracknell Limited	18/19 Contracted general activity (UDA)	51,904
Contract type name	GDS Contract	Carry forward general activity (UDA)	1,910
Purpose of contract	General	18/19 Contracted orthodontic activity (UOA)	0
Contract start date	01/11/2014	Carry forward orthodontic activity (UOA)	0
Contract end date		Baseline contract value	£1,326,289.73

ACCESS	Contract	England and Wales
24 month ratio of assessments to patient IDs	1.00	1.08

ACTIVITY	Contract
Contract assess and fit appliances (case starts) as a percentage of Area Team case starts	0.0 %

Cumulative percentage of contracted UOA delivered 2018 & 2019



Month	Adjusted Scheduled Activity (UOA)		
	2017	2018	2019
April	0	0	2
May	0	1	2
June	0	1	2
July	0	2	2
August	0	3	2
September	0	3	2
October	0	3	2
November	0	4	2
December	0	4	2
January	21	4	2
February	21	4	2
March	21	4	2
April	22	5	
May	22	5	
June	22	5	

#### QUANTITY METRICS (rolling 12 month period)

	Contract Quantity	Contract Base Number	Contract *	Area Team	Region	England
% of all assessments that were assess and fit appliances (case starts)	0	3	0.0%	48.1%	58.6%	59.2%
% of all assessments that were assess and refuse	1	3	33.3%	10.8%	11.7%	12.0%
% of all assessments that were assess and review	2	3	66.7%	41.2%	29.7%	28.8%
% of case starts with a reported IOTN of 3 and Aesthetic Component of 5 or below	0	0	N/A	0.1%	0.2%	0.1%
% of case starts with a reported IOTN of 3 and Aesthetic Component of 6 or above	0	0	N/A	2.8%	3.2%	3.9%
% of case starts with a reported IOTN of 4	0	0	N/A	80.3%	77.5%	77.6%
% of case starts with a reported IOTN of 5	0	0	N/A	16.1%	17.2%	16.7%
% of concluded courses in receipt of dual-arch fixed appliances	0	0	N/A	73.2%	70.6%	72.9%
% of concluded courses where treatment was abandoned or discontinued	0	0	N/A	6.3%	9.2%	8.7%
% of patients satisfied with the treatment they have received	0	0	N/A	98.1%	96.4%	95.7%

\* Figures in italics indicate that the base number is less than 100.

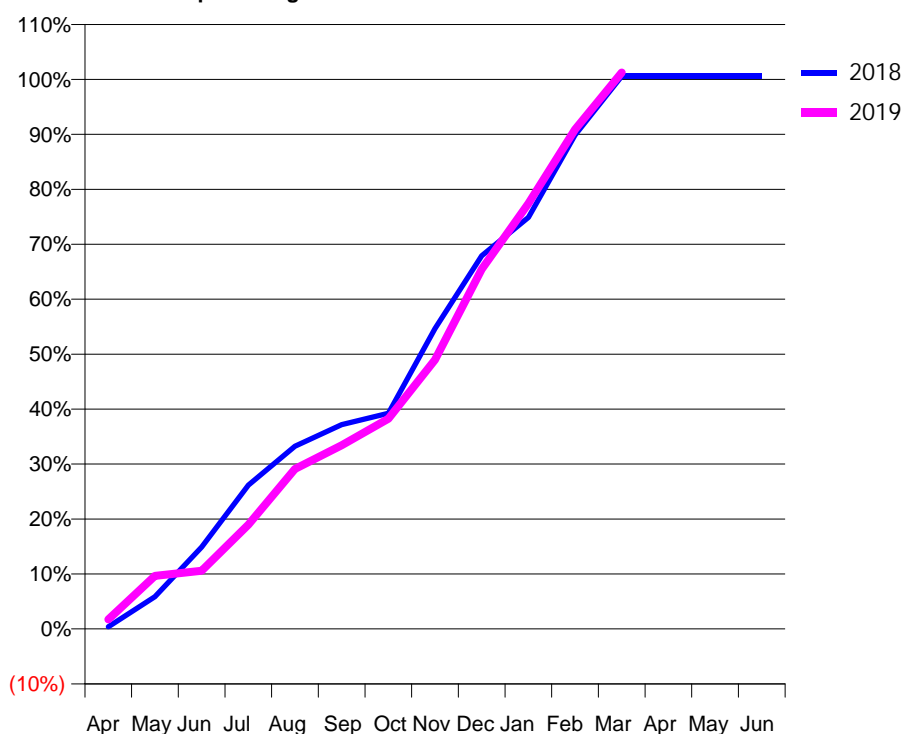
### Q69 - Vital Signs Orthodontic At a Glance Contract Report for 186872/0004 - March 2019

Name or company name	ORTHOWORLD 2000 LTD	18/19 Contracted general activity (UDA)	0
Contract type name	PDS Contract	Carry forward general activity (UDA)	0
Purpose of contract	Orthodontic	18/19 Contracted orthodontic activity (UOA)	5,323
Contract start date	01/04/2006	Carry forward orthodontic activity (UOA)	0
Contract end date	31/03/2019	Baseline contract value	£347,409.28

ACCESS	Contract	England and Wales
24 month ratio of assessments to patient IDs	1.60	1.08

ACTIVITY	Contract
Contract assess and fit appliances (case starts) as a percentage of Area Team case starts	2.9 %

Cumulative percentage of contracted UOA delivered 2018 & 2019



Month	Adjusted Scheduled Activity (UOA)		
	2017	2018	2019
April	58	21	93
May	64	313	514
June	97	793	564
July	149	1,393	1,011
August	242	1,770	1,550
September	356	1,980	1,780
October	591	2,090	2,036
November	677	2,909	2,607
December	1,152	3,615	3,485
January	1,222	3,987	4,121
February	1,581	4,783	4,837
March	2,323	5,354	5,388
April	5,325	5,354	
May	5,325	5,354	
June	5,325	5,354	

#### QUANTITY METRICS (rolling 12 month period)

	Contract Quantity	Contract Base Number	Contract *	Area Team	Region	England
% of all assessments that were assess and fit appliances (case starts)	243	579	42.0%	48.1%	58.6%	59.2%
% of all assessments that were assess and refuse	30	579	5.2%	10.8%	11.7%	12.0%
% of all assessments that were assess and review	306	579	52.8%	41.2%	29.7%	28.8%
% of case starts with a reported IOTN of 3 and Aesthetic Component of 5 or below	0	243	N/A	0.1%	0.2%	0.1%
% of case starts with a reported IOTN of 3 and Aesthetic Component of 6 or above	2	243	0.8%	2.8%	3.2%	3.9%
% of case starts with a reported IOTN of 4	172	243	70.8%	80.3%	77.5%	77.6%
% of case starts with a reported IOTN of 5	69	243	28.4%	16.1%	17.2%	16.7 %
% of concluded courses in receipt of dual-arch fixed appliances	201	255	78.8%	73.2%	70.6%	72.9%
% of concluded courses where treatment was abandoned or discontinued	32	255	12.5%	6.3%	9.2%	8.7%
% of patients satisfied with the treatment they have received	3	3	100.0%	98.1%	96.4%	95.7%

\* Figures in italics indicate that the base number is less than 100.



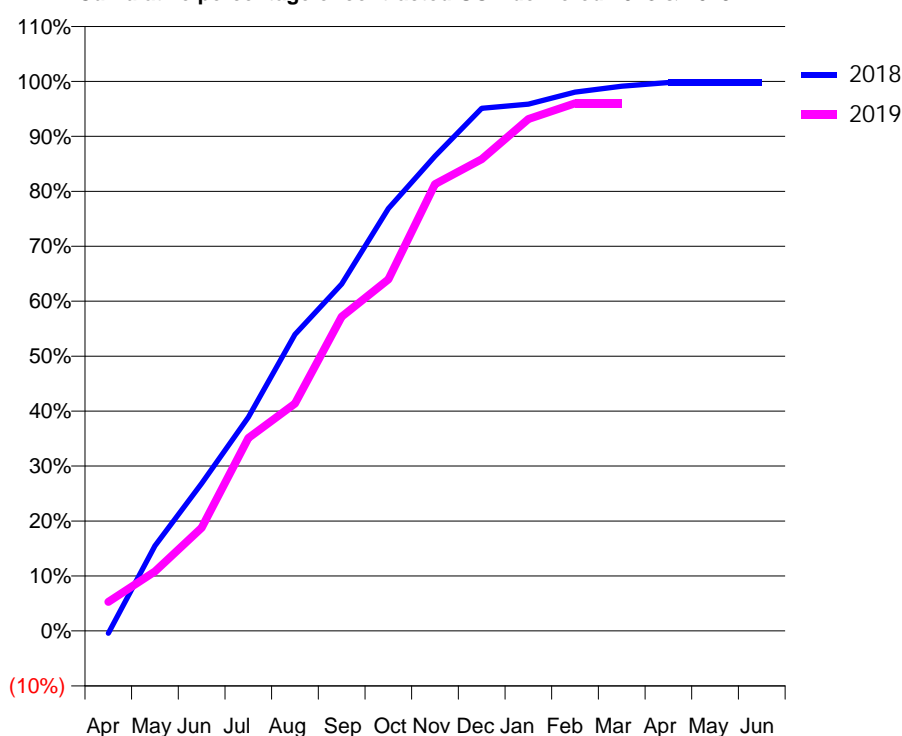
### Q69 - Vital Signs Orthodontic At a Glance Contract Report for 193607/0001 - March 2019

Name or company name	Witney Brace Place	18/19 Contracted general activity (UDA)	0
Contract type name	PDS Contract	Carry forward general activity (UDA)	0
Purpose of contract	Orthodontic	18/19 Contracted orthodontic activity (UOA)	6,487
Contract start date	12/12/2011	Carry forward orthodontic activity (UOA)	15
Contract end date	31/03/2019	Baseline contract value	£423,378.55

ACCESS	Contract	England and Wales
24 month ratio of assessments to patient IDs	1.11	1.08

ACTIVITY	Contract
Contract assess and fit appliances (case starts) as a percentage of Area Team case starts	3.3 %

Cumulative percentage of contracted UOA delivered 2018 & 2019



Month	Adjusted Scheduled Activity (UOA)		
	2017	2018	2019
April	225	-29	342
May	666	1,003	701
June	666	1,742	1,218
July	2,078	2,523	2,277
August	2,463	3,501	2,684
September	3,441	4,095	3,710
October	4,375	4,987	4,150
November	5,081	5,605	5,272
December	5,454	6,169	5,569
January	5,957	6,218	6,043
February	6,182	6,361	6,228
March	6,458	6,430	6,228
April	6,458	6,472	
May	6,458	6,472	
June	6,458	6,472	

### QUANTITY METRICS (rolling 12 month period)

	Contract Quantity	Contract Base Number	Contract *	Area Team	Region	England
% of all assessments that were assess and fit appliances (case starts)	278	793	35.1%	48.1%	58.6%	59.2%
% of all assessments that were assess and refuse	97	793	12.2%	10.8%	11.7%	12.0%
% of all assessments that were assess and review	418	793	52.7%	41.2%	29.7%	28.8%
% of case starts with a reported IOTN of 3 and Aesthetic Component of 5 or below	0	278	N/A	0.1%	0.2%	0.1%
% of case starts with a reported IOTN of 3 and Aesthetic Component of 6 or above	31	278	11.2%	2.8%	3.2%	3.9%
% of case starts with a reported IOTN of 4	200	278	71.9%	80.3%	77.5%	77.6%
% of case starts with a reported IOTN of 5	45	278	16.2%	16.1%	17.2%	16.7 %
% of concluded courses in receipt of dual-arch fixed appliances	178	285	62.5%	73.2%	70.6%	72.9%
% of concluded courses where treatment was abandoned or discontinued	12	285	4.2%	6.3%	9.2%	8.7%
% of patients satisfied with the treatment they have received	6	7	85.7%	98.1%	96.4%	95.7%

\* Figures in italics indicate that the base number is less than 100.

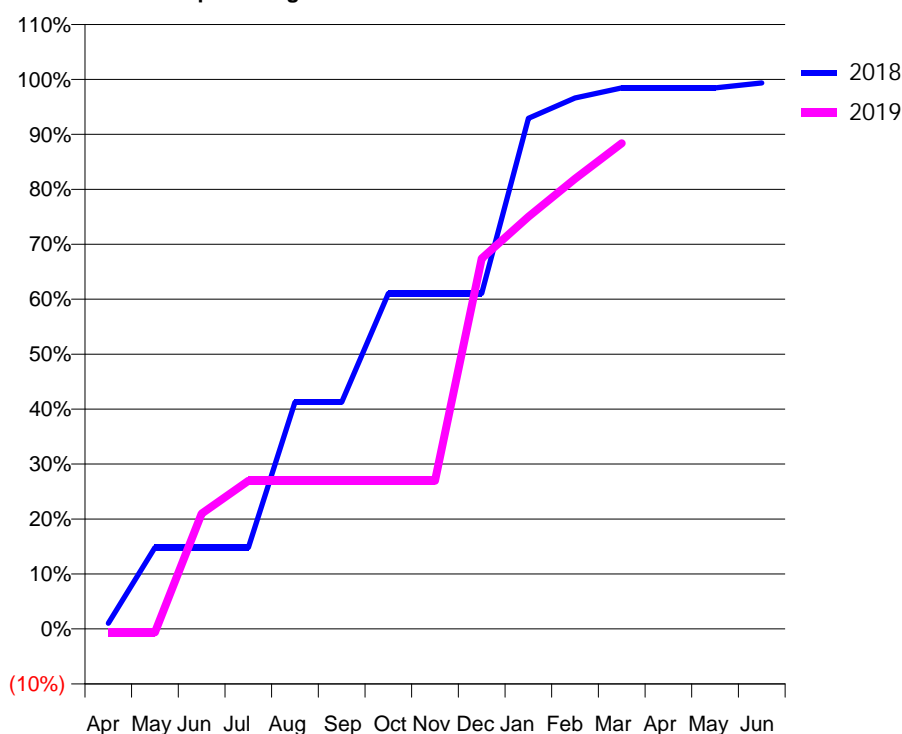
### Q69 - Vital Signs Orthodontic At a Glance Contract Report for 195332/0001 - March 2019

Name or company name	Oxford Orthodontics Ltd	18/19 Contracted general activity (UDA)	0
Contract type name	PDS Contract	Carry forward general activity (UDA)	0
Purpose of contract	Orthodontic	18/19 Contracted orthodontic activity (UOA)	7,784
Contract start date	01/10/2015	Carry forward orthodontic activity (UOA)	50
Contract end date	30/09/2019	Baseline contract value	£508,028.15

ACCESS	Contract	England and Wales
24 month ratio of assessments to patient IDs	1.04	1.08

ACTIVITY	Contract
Contract assess and fit appliances (case starts) as a percentage of Area Team case starts	3.7 %

Cumulative percentage of contracted UOA delivered 2018 & 2019



Month	Adjusted Scheduled Activity (UOA)		
	2017	2018	2019
April	52	80	-50
May	439	1,154	-50
June	439	1,154	1,633
July	1,446	1,154	2,098
August	1,446	3,210	2,098
September	1,446	3,210	2,098
October	2,428	4,753	2,098
November	2,428	4,753	2,098
December	2,428	4,753	5,247
January	6,338	7,231	5,837
February	6,848	7,521	6,376
March	7,554	7,662	6,879
April	7,759	7,662	
May	7,759	7,662	
June	7,759	7,734	

#### QUANTITY METRICS (rolling 12 month period)

	Contract Quantity	Contract Base Number	Contract *	Area Team	Region	England
% of all assessments that were assess and fit appliances (case starts)	310	863	35.9%	48.1%	58.6%	59.2%
% of all assessments that were assess and refuse	317	863	36.7%	10.8%	11.7%	12.0%
% of all assessments that were assess and review	236	863	27.3%	41.2%	29.7%	28.8%
% of case starts with a reported IOTN of 3 and Aesthetic Component of 5 or below	0	310	N/A	0.1%	0.2%	0.1%
% of case starts with a reported IOTN of 3 and Aesthetic Component of 6 or above	7	310	2.3%	2.8%	3.2%	3.9%
% of case starts with a reported IOTN of 4	254	310	81.9%	80.3%	77.5%	77.6%
% of case starts with a reported IOTN of 5	46	310	14.8%	16.1%	17.2%	16.7 %
% of concluded courses in receipt of dual-arch fixed appliances	274	301	91.0%	73.2%	70.6%	72.9%
% of concluded courses where treatment was abandoned or discontinued	18	301	6.0%	6.3%	9.2%	8.7%
% of patients satisfied with the treatment they have received	2	2	100.0%	98.1%	96.4%	95.7%

\* Figures in italics indicate that the base number is less than 100.

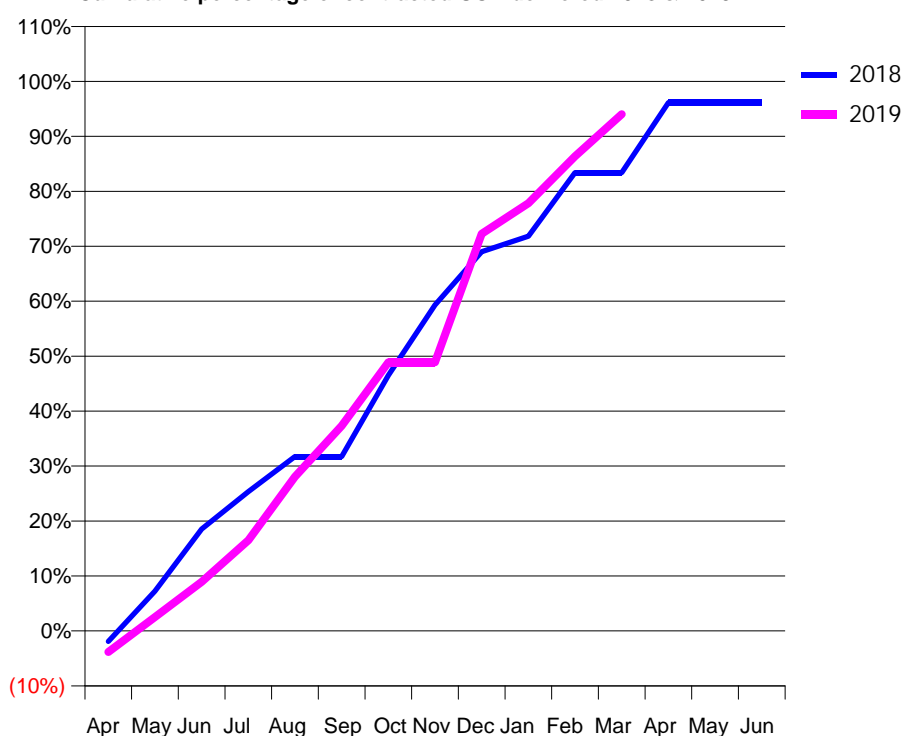
### Q69 - Vital Signs Orthodontic At a Glance Contract Report for 196355/0003 - March 2019

Name or company name	Ortho-Tek Limited	18/19 Contracted general activity (UDA)	0
Contract type name	PDS Contract	Carry forward general activity (UDA)	0
Purpose of contract	Orthodontic	18/19 Contracted orthodontic activity (UOA)	5,265
Contract start date	01/04/2013	Carry forward orthodontic activity (UOA)	202
Contract end date	31/03/2019	Baseline contract value	£343,567.07

ACCESS	Contract	England and Wales
24 month ratio of assessments to patient IDs	1.00	1.08

ACTIVITY	Contract
Contract assess and fit appliances (case starts) as a percentage of Area Team case starts	3.4 %

Cumulative percentage of contracted UOA delivered 2018 & 2019



Month	Adjusted Scheduled Activity (UOA)		
	2017	2018	2019
April	-66	-102	-202
May	691	381	134
June	1,028	977	470
July	1,554	1,334	869
August	2,184	1,671	1,478
September	2,688	1,671	1,965
October	2,814	2,449	2,574
November	3,385	3,121	2,574
December	3,941	3,633	3,804
January	4,197	3,781	4,098
February	4,533	4,390	4,547
March	4,953	4,390	4,950
April	5,142	5,062	
May	5,163	5,062	
June	5,163	5,062	

#### QUANTITY METRICS (rolling 12 month period)

	Contract Quantity	Contract Base Number	Contract *	Area Team	Region	England
% of all assessments that were assess and fit appliances (case starts)	284	284	100.0%	48.1%	58.6%	59.2%
% of all assessments that were assess and refuse	0	284	0.0%	10.8%	11.7%	12.0%
% of all assessments that were assess and review	0	284	0.0%	41.2%	29.7%	28.8%
% of case starts with a reported IOTN of 3 and Aesthetic Component of 5 or below	1	284	0.4%	0.1%	0.2%	0.1%
% of case starts with a reported IOTN of 3 and Aesthetic Component of 6 or above	11	284	3.9%	2.8%	3.2%	3.9%
% of case starts with a reported IOTN of 4	207	284	72.9%	80.3%	77.5%	77.6%
% of case starts with a reported IOTN of 5	64	284	22.5%	16.1%	17.2%	16.7 %
% of concluded courses in receipt of dual-arch fixed appliances	168	205	82.0%	73.2%	70.6%	72.9%
% of concluded courses where treatment was abandoned or discontinued	25	205	12.2%	6.3%	9.2%	8.7%
% of patients satisfied with the treatment they have received	0	0	N/A	98.1%	96.4%	95.7%

\* Figures in italics indicate that the base number is less than 100.

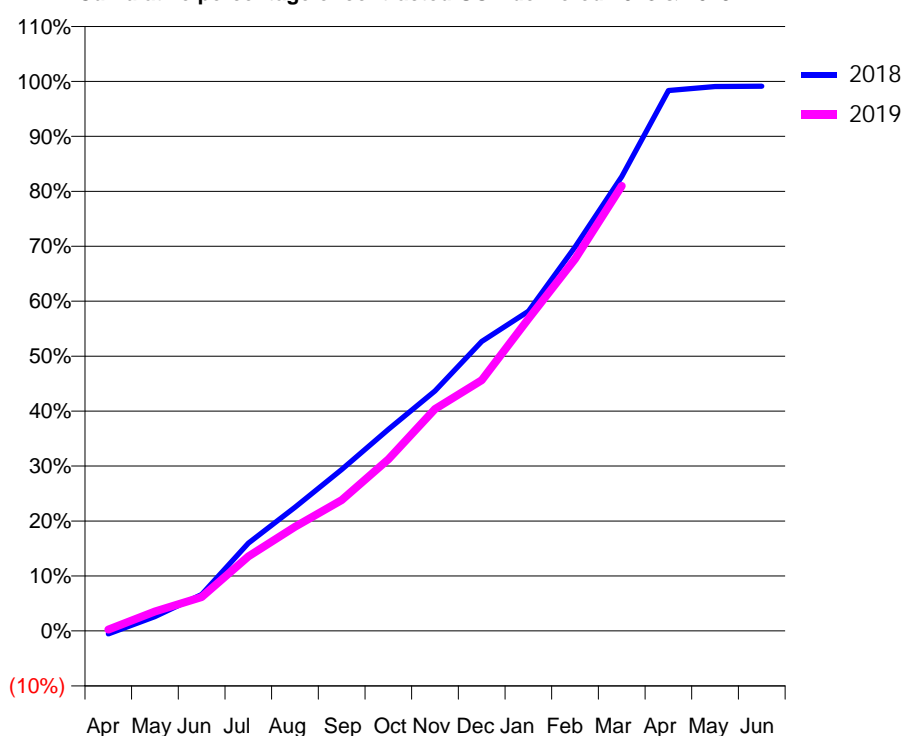
### Q69 - Vital Signs Orthodontic At a Glance Contract Report for 234249/0002 - March 2019

Name or company name	The Orthodontic Centre (Reading) Ltd	18/19 Contracted general activity (UDA)	0
Contract type name	PDS Contract	Carry forward general activity (UDA)	0
Purpose of contract	Orthodontic	18/19 Contracted orthodontic activity (UOA)	32,639
Contract start date	01/04/2013	Carry forward orthodontic activity (UOA)	285
Contract end date	31/03/2019	Baseline contract value	£2,130,005.29

ACCESS	Contract	England and Wales
24 month ratio of assessments to patient IDs	1.05	1.08

ACTIVITY	Contract
Contract assess and fit appliances (case starts) as a percentage of Area Team case starts	17.3 %

Cumulative percentage of contracted UOA delivered 2018 & 2019



Month	Adjusted Scheduled Activity (UOA)		
	2017	2018	2019
April	398	-180	87
May	2,256	855	1,155
June	3,952	2,166	2,005
July	5,909	5,214	4,420
August	7,813	7,350	6,180
September	10,005	9,586	7,771
October	11,818	11,971	10,196
November	13,737	14,253	13,173
December	16,614	17,195	14,897
January	18,758	18,988	18,535
February	21,659	22,800	22,088
March	27,750	26,980	26,426
April	32,087	32,094	
May	32,219	32,329	
June	32,227	32,354	

#### QUANTITY METRICS (rolling 12 month period)

	Contract Quantity	Contract Base Number	Contract *	Area Team	Region	England
% of all assessments that were assess and fit appliances (case starts)	1,465	3,253	45.0%	48.1%	58.6%	59.2%
% of all assessments that were assess and refuse	357	3,253	11.0%	10.8%	11.7%	12.0%
% of all assessments that were assess and review	1,431	3,253	44.0%	41.2%	29.7%	28.8%
% of case starts with a reported IOTN of 3 and Aesthetic Component of 5 or below	0	1,465	N/A	0.1%	0.2%	0.1%
% of case starts with a reported IOTN of 3 and Aesthetic Component of 6 or above	20	1,465	1.4%	2.8%	3.2%	3.9%
% of case starts with a reported IOTN of 4	1,255	1,465	85.7%	80.3%	77.5%	77.6%
% of case starts with a reported IOTN of 5	173	1,465	11.8%	16.1%	17.2%	16.7%
% of concluded courses in receipt of dual-arch fixed appliances	1,207	1,313	91.9%	73.2%	70.6%	72.9%
% of concluded courses where treatment was abandoned or discontinued	34	1,313	2.6%	6.3%	9.2%	8.7%
% of patients satisfied with the treatment they have received	18	18	100.0%	98.1%	96.4%	95.7%

\* Figures in italics indicate that the base number is less than 100.

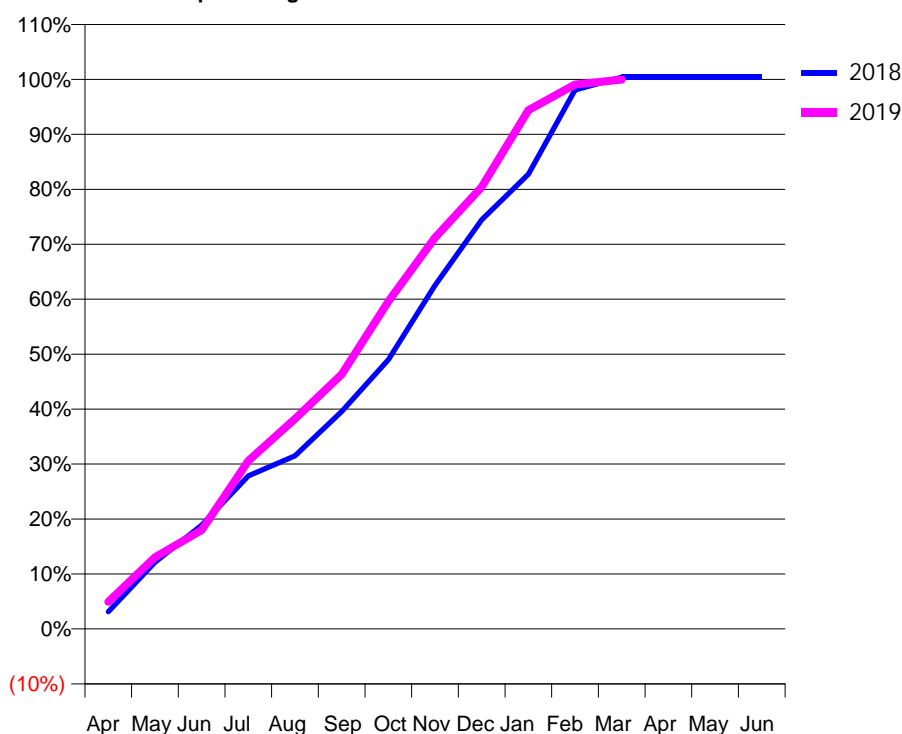
### Q69 - Vital Signs Orthodontic At a Glance Contract Report for 274895/0002 - March 2019

Name or company name	MR AL DAVEY	18/19 Contracted general activity (UDA)	0
Contract type name	PDS Contract	Carry forward general activity (UDA)	0
Purpose of contract	Orthodontic	18/19 Contracted orthodontic activity (UOA)	4,670
Contract start date	01/04/2006	Carry forward orthodontic activity (UOA)	0
Contract end date	30/09/2019	Baseline contract value	£304,790.78

ACCESS	Contract	England and Wales
24 month ratio of assessments to patient IDs	1.04	1.08

ACTIVITY	Contract
Contract assess and fit appliances (case starts) as a percentage of Area Team case starts	2.6 %

Cumulative percentage of contracted UOA delivered 2018 & 2019



Month	Adjusted Scheduled Activity (UOA)		
	2017	2018	2019
April	144	147	231
May	626	567	609
June	957	882	840
July	1,477	1,302	1,428
August	1,957	1,470	1,785
September	2,277	1,848	2,163
October	2,840	2,289	2,783
November	3,199	2,919	3,325
December	3,460	3,477	3,755
January	3,744	3,865	4,409
February	4,143	4,580	4,627
March	4,669	4,689	4,669
April	4,711	4,689	
May	4,711	4,689	
June	4,711	4,689	

#### QUANTITY METRICS (rolling 12 month period)

	Contract Quantity	Contract Base Number	Contract *	Area Team	Region	England
% of all assessments that were assess and fit appliances (case starts)	216	349	61.9%	48.1%	58.6%	59.2%
% of all assessments that were assess and refuse	0	349	0.0%	10.8%	11.7%	12.0%
% of all assessments that were assess and review	133	349	38.1%	41.2%	29.7%	28.8%
% of case starts with a reported IOTN of 3 and Aesthetic Component of 5 or below	0	216	N/A	0.1%	0.2%	0.1%
% of case starts with a reported IOTN of 3 and Aesthetic Component of 6 or above	0	216	N/A	2.8%	3.2%	3.9%
% of case starts with a reported IOTN of 4	180	216	83.3%	80.3%	77.5%	77.6%
% of case starts with a reported IOTN of 5	36	216	16.7%	16.1%	17.2%	16.7 %
% of concluded courses in receipt of dual-arch fixed appliances	238	265	89.8%	73.2%	70.6%	72.9%
% of concluded courses where treatment was abandoned or discontinued	26	265	9.8%	6.3%	9.2%	8.7%
% of patients satisfied with the treatment they have received	7	8	87.5%	98.1%	96.4%	95.7%

\* Figures in italics indicate that the base number is less than 100.

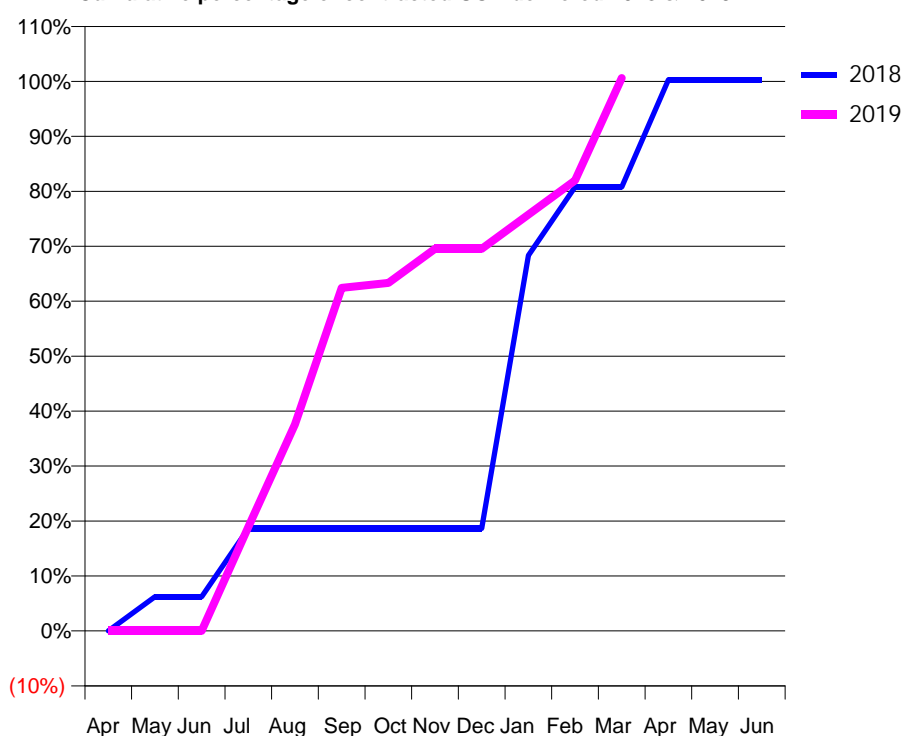
### Q69 - Vital Signs Orthodontic At a Glance Contract Report for 321737/0001 - March 2019

Name or company name	MISS JA KESKA	18/19 Contracted general activity (UDA)	0
Contract type name	PDS Contract	Carry forward general activity (UDA)	0
Purpose of contract	Orthodontic	18/19 Contracted orthodontic activity (UOA)	338
Contract start date	01/04/2006	Carry forward orthodontic activity (UOA)	0
Contract end date	31/03/2019	Baseline contract value	£22,059.80

ACCESS	Contract	England and Wales
24 month ratio of assessments to patient IDs	1.04	1.08

ACTIVITY	Contract
Contract assess and fit appliances (case starts) as a percentage of Area Team case starts	0.2 %

Cumulative percentage of contracted UOA delivered 2018 & 2019



Month	Adjusted Scheduled Activity (UOA)		
	2017	2018	2019
April	-1	0	0
May	-1	21	0
June	41	21	0
July	41	63	64
August	41	63	127
September	63	63	211
October	63	63	214
November	63	63	235
December	63	63	235
January	63	231	256
February	294	273	277
March	294	273	340
April	342	339	
May	342	339	
June	342	339	

#### QUANTITY METRICS (rolling 12 month period)

	Contract Quantity	Contract Base Number	Contract *	Area Team	Region	England
% of all assessments that were assess and fit appliances (case starts)	19	26	73.1%	48.1%	58.6%	59.2%
% of all assessments that were assess and refuse	5	26	19.2%	10.8%	11.7%	12.0%
% of all assessments that were assess and review	2	26	7.7%	41.2%	29.7%	28.8%
% of case starts with a reported IOTN of 3 and Aesthetic Component of 5 or below	0	19	<i>N/A</i>	0.1%	0.2%	0.1%
% of case starts with a reported IOTN of 3 and Aesthetic Component of 6 or above	0	19	<i>N/A</i>	2.8%	3.2%	3.9%
% of case starts with a reported IOTN of 4	15	19	78.9%	80.3%	77.5%	77.6%
% of case starts with a reported IOTN of 5	4	19	21.1%	16.1%	17.2%	16.7%
% of concluded courses in receipt of dual-arch fixed appliances	11	12	91.7%	73.2%	70.6%	72.9%
% of concluded courses where treatment was abandoned or discontinued	1	12	8.3%	6.3%	9.2%	8.7%
% of patients satisfied with the treatment they have received	1	1	100.0%	98.1%	96.4%	95.7%

\* Figures in italics indicate that the base number is less than 100.

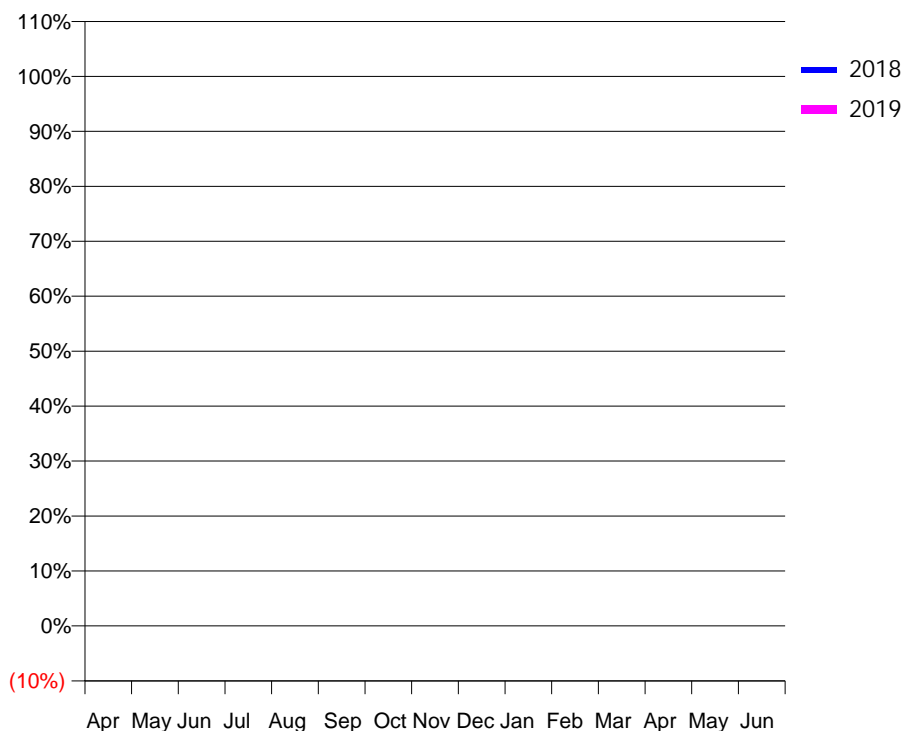
### Q69 - Vital Signs Orthodontic At a Glance Contract Report for 351458/0001 - March 2019

Name or company name	McAleavey and Padget	18/19 Contracted general activity (UDA)	1,443
Contract type name	GDS Contract	Carry forward general activity (UDA)	0
Purpose of contract	General	18/19 Contracted orthodontic activity (UOA)	0
Contract start date	01/04/2006	Carry forward orthodontic activity (UOA)	0
Contract end date		Baseline contract value	£34,984.13

ACCESS	Contract	England and Wales
24 month ratio of assessments to patient IDs	1.00	1.08

ACTIVITY	Contract
Contract assess and fit appliances (case starts) as a percentage of Area Team case starts	0.0 %

Cumulative percentage of contracted UOA delivered 2018 & 2019



Month	Adjusted Scheduled Activity (UOA)		
	2017	2018	2019
April	0	0	0
May	0	0	0
June	0	0	0
July	1	0	0
August	1	0	0
September	1	0	0
October	22	0	0
November	1	0	0
December	2	0	0
January	65	0	42
February	2	0	42
March	2	0	42
April	3	0	
May	3	0	
June	3	0	

#### QUANTITY METRICS (rolling 12 month period)

	Contract Quantity	Contract Base Number	Contract *	Area Team	Region	England
% of all assessments that were assess and fit appliances (case starts)	2	2	100.0%	48.1%	58.6%	59.2%
% of all assessments that were assess and refuse	0	2	0.0%	10.8%	11.7%	12.0%
% of all assessments that were assess and review	0	2	0.0%	41.2%	29.7%	28.8%
% of case starts with a reported IOTN of 3 and Aesthetic Component of 5 or below	0	2	N/A	0.1%	0.2%	0.1%
% of case starts with a reported IOTN of 3 and Aesthetic Component of 6 or above	0	2	N/A	2.8%	3.2%	3.9%
% of case starts with a reported IOTN of 4	2	2	100.0%	80.3%	77.5%	77.6%
% of case starts with a reported IOTN of 5	0	2	N/A	16.1%	17.2%	16.7 %
% of concluded courses in receipt of dual-arch fixed appliances	0	0	N/A	73.2%	70.6%	72.9%
% of concluded courses where treatment was abandoned or discontinued	0	0	N/A	6.3%	9.2%	8.7%
% of patients satisfied with the treatment they have received	0	0	N/A	98.1%	96.4%	95.7%

\* Figures in italics indicate that the base number is less than 100.

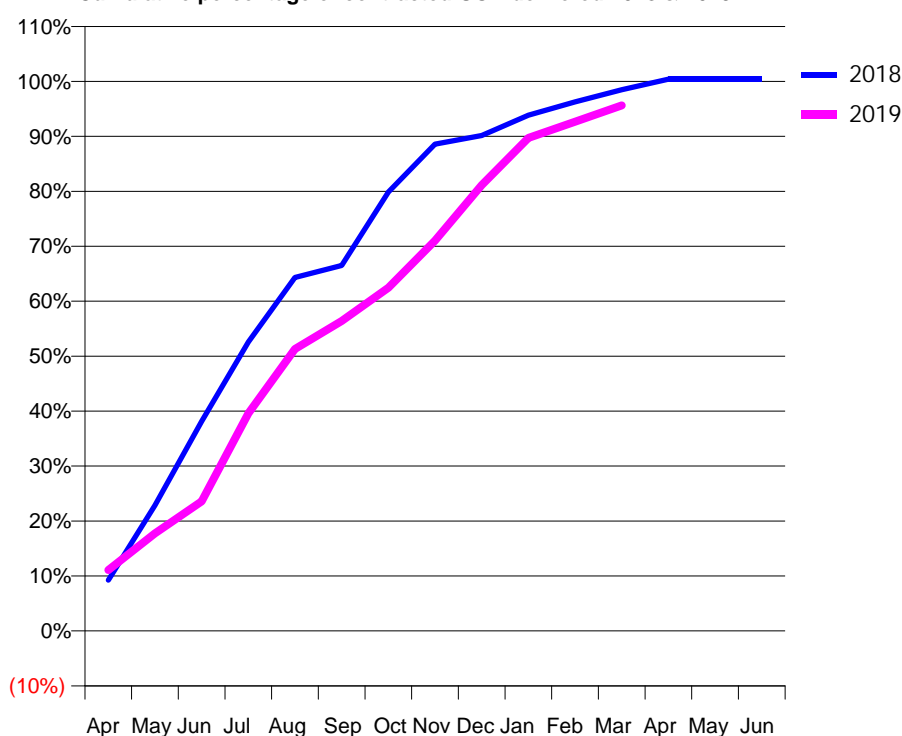
### Q69 - Vital Signs Orthodontic At a Glance Contract Report for 351458/0002 - March 2019

Name or company name	Temple Square Dental Ltd	18/19 Contracted general activity (UDA)	0
Contract type name	PDS Contract	Carry forward general activity (UDA)	0
Purpose of contract	Orthodontic	18/19 Contracted orthodontic activity (UOA)	2,940
Contract start date	01/04/2006	Carry forward orthodontic activity (UOA)	0
Contract end date	30/11/2019	Baseline contract value	£191,881.13

ACCESS	Contract	England and Wales
24 month ratio of assessments to patient IDs	1.03	1.08

ACTIVITY	Contract
Contract assess and fit appliances (case starts) as a percentage of Area Team case starts	1.6 %

Cumulative percentage of contracted UOA delivered 2018 & 2019



Month	Adjusted Scheduled Activity (UOA)		
	2017	2018	2019
April	217	272	326
May	476	672	522
June	656	1,121	693
July	957	1,546	1,164
August	1,303	1,891	1,508
September	1,581	1,955	1,658
October	1,837	2,348	1,836
November	2,077	2,604	2,088
December	2,268	2,650	2,385
January	2,629	2,759	2,637
February	2,928	2,830	2,724
March	2,933	2,895	2,811
April	2,933	2,952	
May	2,933	2,952	
June	2,933	2,952	

#### QUANTITY METRICS (rolling 12 month period)

	Contract Quantity	Contract Base Number	Contract *	Area Team	Region	England
% of all assessments that were assess and fit appliances (case starts)	132	245	53.9%	48.1%	58.6%	59.2%
% of all assessments that were assess and refuse	7	245	2.9%	10.8%	11.7%	12.0%
% of all assessments that were assess and review	106	245	43.3%	41.2%	29.7%	28.8%
% of case starts with a reported IOTN of 3 and Aesthetic Component of 5 or below	0	132	N/A	0.1%	0.2%	0.1%
% of case starts with a reported IOTN of 3 and Aesthetic Component of 6 or above	3	132	2.3%	2.8%	3.2%	3.9%
% of case starts with a reported IOTN of 4	107	132	81.1%	80.3%	77.5%	77.6%
% of case starts with a reported IOTN of 5	22	132	16.7%	16.1%	17.2%	16.7 %
% of concluded courses in receipt of dual-arch fixed appliances	89	102	87.3%	73.2%	70.6%	72.9%
% of concluded courses where treatment was abandoned or discontinued	5	102	4.9%	6.3%	9.2%	8.7%
% of patients satisfied with the treatment they have received	6	6	100.0%	98.1%	96.4%	95.7%

\* Figures in italics indicate that the base number is less than 100.



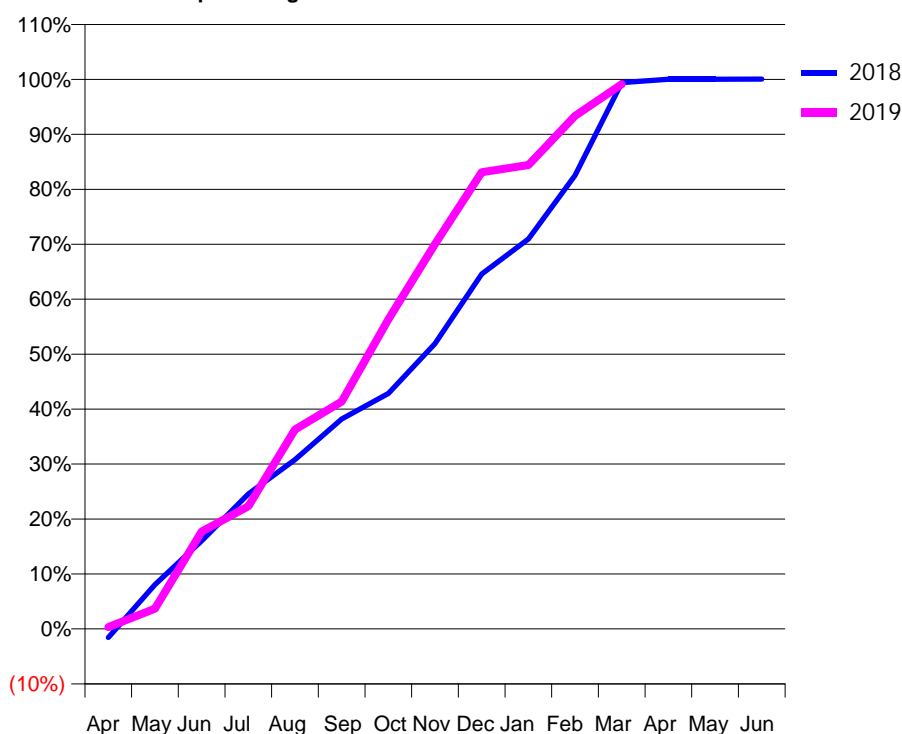
### Q69 - Vital Signs Orthodontic At a Glance Contract Report for 657131/0002 - March 2019

Name or company name	MR PO ILORI	18/19 Contracted general activity (UDA)	0
Contract type name	PDS Contract	Carry forward general activity (UDA)	0
Purpose of contract	Orthodontic	18/19 Contracted orthodontic activity (UOA)	19,286
Contract start date	01/04/2015	Carry forward orthodontic activity (UOA)	0
Contract end date	31/03/2019	Baseline contract value	£1,258,714.14

ACCESS	Contract	England and Wales
24 month ratio of assessments to patient IDs	1.06	1.08

ACTIVITY	Contract
Contract assess and fit appliances (case starts) as a percentage of Area Team case starts	10.7 %

Cumulative percentage of contracted UOA delivered 2018 & 2019



Month	Adjusted Scheduled Activity (UOA)		
	2017	2018	2019
April	0	-303	66
May	0	1,557	714
June	623	3,089	3,419
July	2,773	4,740	4,304
August	3,438	5,942	6,994
September	5,267	7,369	7,978
October	6,925	8,269	10,866
November	9,051	10,015	13,506
December	10,381	12,456	16,028
January	12,177	13,687	16,280
February	15,506	15,915	18,003
March	18,344	19,172	19,116
April	18,983	19,289	
May	18,983	19,290	
June	18,983	19,293	

#### QUANTITY METRICS (rolling 12 month period)

	Contract Quantity	Contract Base Number	Contract *	Area Team	Region	England
% of all assessments that were assess and fit appliances (case starts)	900	1,352	66.6%	48.1%	58.6%	59.2%
% of all assessments that were assess and refuse	6	1,352	0.4%	10.8%	11.7%	12.0%
% of all assessments that were assess and review	446	1,352	33.0%	41.2%	29.7%	28.8%
% of case starts with a reported IOTN of 3 and Aesthetic Component of 5 or below	3	900	0.3%	0.1%	0.2%	0.1%
% of case starts with a reported IOTN of 3 and Aesthetic Component of 6 or above	43	900	4.8%	2.8%	3.2%	3.9%
% of case starts with a reported IOTN of 4	652	900	72.4%	80.3%	77.5%	77.6%
% of case starts with a reported IOTN of 5	199	900	22.1%	16.1%	17.2%	16.7 %
% of concluded courses in receipt of dual-arch fixed appliances	773	830	93.1%	73.2%	70.6%	72.9%
% of concluded courses where treatment was abandoned or discontinued	47	830	5.7%	6.3%	9.2%	8.7%
% of patients satisfied with the treatment they have received	19	19	100.0%	98.1%	96.4%	95.7%

\* Figures in italics indicate that the base number is less than 100.

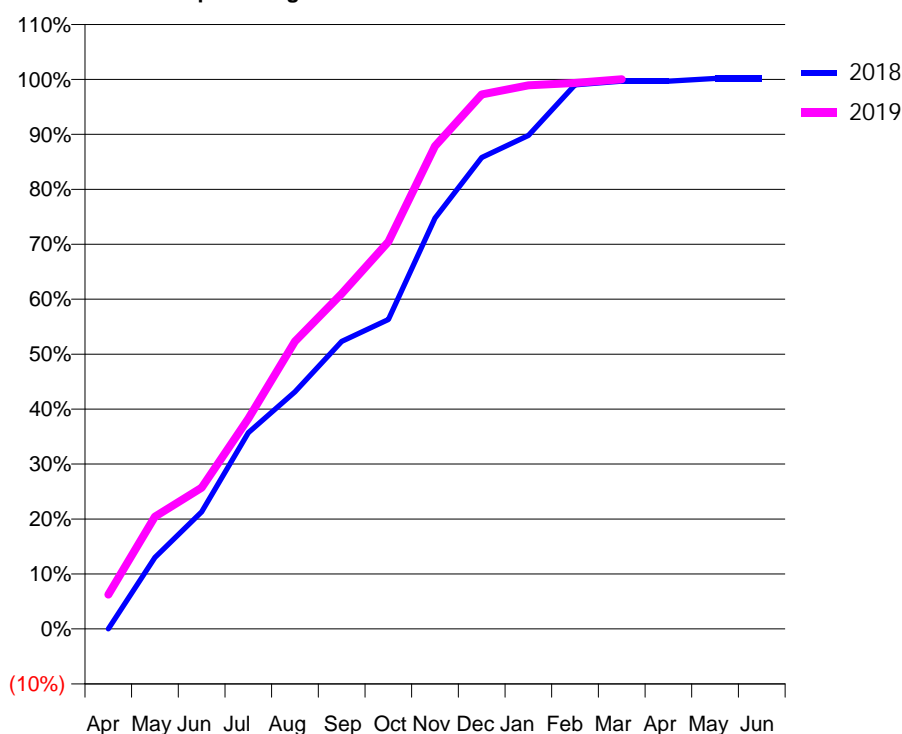
### Q69 - Vital Signs Orthodontic At a Glance Contract Report for 754390/0001 - March 2019

Name or company name	MR MD NORTHWOOD	18/19 Contracted general activity (UDA)	0
Contract type name	PDS Contract	Carry forward general activity (UDA)	0
Purpose of contract	Orthodontic	18/19 Contracted orthodontic activity (UOA)	12,761
Contract start date	01/04/2006	Carry forward orthodontic activity (UOA)	0
Contract end date	31/03/2019	Baseline contract value	£832,855.50

ACCESS	Contract	England and Wales
24 month ratio of assessments to patient IDs	1.47	1.08

ACTIVITY	Contract
Contract assess and fit appliances (case starts) as a percentage of Area Team case starts	6.7 %

Cumulative percentage of contracted UOA delivered 2018 & 2019



Month	Adjusted Scheduled Activity (UOA)		
	2017	2018	2019
April	-93	0	798
May	604	1,659	2,609
June	799	2,714	3,280
July	1,641	4,550	4,886
August	3,654	5,497	6,678
September	5,373	6,665	7,783
October	5,985	7,174	8,992
November	7,012	9,520	11,213
December	8,291	10,926	12,410
January	9,528	11,441	12,620
February	10,441	12,612	12,678
March	12,257	12,698	12,762
April	12,447	12,698	
May	12,763	12,761	
June	12,764	12,761	

### QUANTITY METRICS (rolling 12 month period)

	Contract Quantity	Contract Base Number	Contract *	Area Team	Region	England
% of all assessments that were assess and fit appliances (case starts)	562	1,585	35.5%	48.1%	58.6%	59.2%
% of all assessments that were assess and refuse	135	1,585	8.5%	10.8%	11.7%	12.0%
% of all assessments that were assess and review	888	1,585	56.0%	41.2%	29.7%	28.8%
% of case starts with a reported IOTN of 3 and Aesthetic Component of 5 or below	0	562	N/A	0.1%	0.2%	0.1%
% of case starts with a reported IOTN of 3 and Aesthetic Component of 6 or above	5	562	0.9%	2.8%	3.2%	3.9%
% of case starts with a reported IOTN of 4	547	562	97.3%	80.3%	77.5%	77.6%
% of case starts with a reported IOTN of 5	7	562	1.2%	16.1%	17.2%	16.7 %
% of concluded courses in receipt of dual-arch fixed appliances	624	674	92.6%	73.2%	70.6%	72.9%
% of concluded courses where treatment was abandoned or discontinued	24	674	3.6%	6.3%	9.2%	8.7%
% of patients satisfied with the treatment they have received	8	8	100.0%	98.1%	96.4%	95.7%

\* Figures in italics indicate that the base number is less than 100.

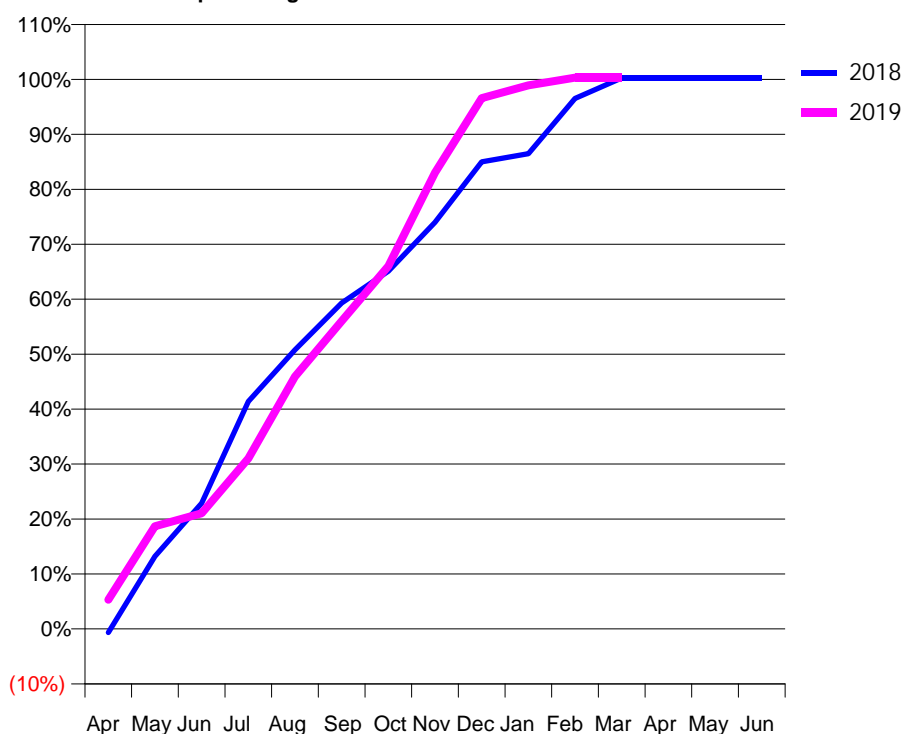
### Q69 - Vital Signs Orthodontic At a Glance Contract Report for 754668/0001 - March 2019

Name or company name	MISS FM LEAHY	18/19 Contracted general activity (UDA)	0
Contract type name	PDS Contract	Carry forward general activity (UDA)	0
Purpose of contract	Orthodontic	18/19 Contracted orthodontic activity (UOA)	4,482
Contract start date	01/04/2006	Carry forward orthodontic activity (UOA)	0
Contract end date	31/03/2019	Baseline contract value	£292,520.82

ACCESS	Contract	England and Wales
24 month ratio of assessments to patient IDs	1.19	1.08

ACTIVITY	Contract
Contract assess and fit appliances (case starts) as a percentage of Area Team case starts	2.4 %

Cumulative percentage of contracted UOA delivered 2018 & 2019



Month	Adjusted Scheduled Activity (UOA)		
	2017	2018	2019
April	358	-30	239
May	741	592	838
June	877	1,025	943
July	1,276	1,855	1,391
August	1,988	2,276	2,057
September	2,274	2,658	2,511
October	2,565	2,918	2,960
November	3,001	3,316	3,720
December	3,301	3,810	4,329
January	3,604	3,876	4,434
February	3,884	4,326	4,496
March	4,053	4,494	4,496
April	4,074	4,494	
May	4,452	4,494	
June	4,453	4,494	

### QUANTITY METRICS (rolling 12 month period)

	Contract Quantity	Contract Base Number	Contract *	Area Team	Region	England
% of all assessments that were assess and fit appliances (case starts)	202	524	38.5%	48.1%	58.6%	59.2%
% of all assessments that were assess and refuse	109	524	20.8%	10.8%	11.7%	12.0%
% of all assessments that were assess and review	213	524	40.6%	41.2%	29.7%	28.8%
% of case starts with a reported IOTN of 3 and Aesthetic Component of 5 or below	0	202	N/A	0.1%	0.2%	0.1%
% of case starts with a reported IOTN of 3 and Aesthetic Component of 6 or above	13	202	6.4%	2.8%	3.2%	3.9%
% of case starts with a reported IOTN of 4	157	202	77.7%	80.3%	77.5%	77.6%
% of case starts with a reported IOTN of 5	32	202	15.8%	16.1%	17.2%	16.7%
% of concluded courses in receipt of dual-arch fixed appliances	197	210	93.8%	73.2%	70.6%	72.9%
% of concluded courses where treatment was abandoned or discontinued	4	210	1.9%	6.3%	9.2%	8.7%
% of patients satisfied with the treatment they have received	2	2	100.0%	98.1%	96.4%	95.7%

\* Figures in italics indicate that the base number is less than 100.

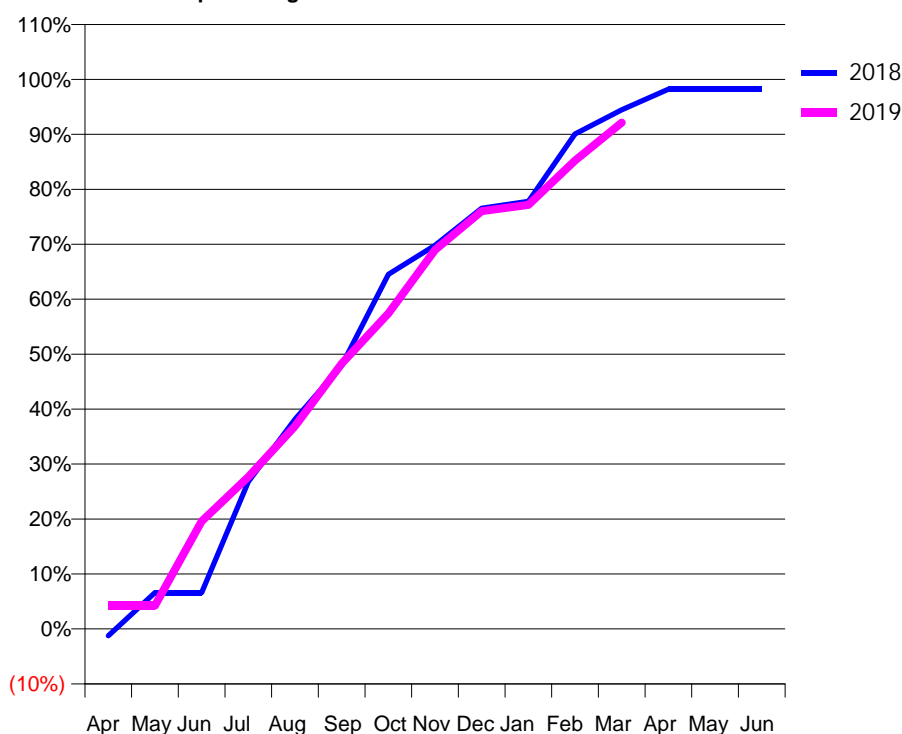
### Q69 - Vital Signs Orthodontic At a Glance Contract Report for 775215/0009 - March 2019

Name or company name	MR C PATEL	18/19 Contracted general activity (UDA)	0
Contract type name	PDS Contract	Carry forward general activity (UDA)	0
Purpose of contract	Orthodontic	18/19 Contracted orthodontic activity (UOA)	1,843
Contract start date	01/04/2013	Carry forward orthodontic activity (UOA)	33
Contract end date	31/03/2019	Baseline contract value	£120,305.57

ACCESS	Contract	England and Wales
24 month ratio of assessments to patient IDs	1.34	1.08

ACTIVITY	Contract
Contract assess and fit appliances (case starts) as a percentage of Area Team case starts	1.0 %

Cumulative percentage of contracted UOA delivered 2018 & 2019



Month	Adjusted Scheduled Activity (UOA)		
	2017	2018	2019
April	-3	-23	78
May	127	122	78
June	186	122	361
July	398	494	510
August	537	703	680
September	610	883	890
October	916	1,189	1,058
November	1,059	1,286	1,271
December	1,271	1,411	1,401
January	1,381	1,434	1,422
February	1,497	1,660	1,571
March	1,681	1,741	1,698
April	1,774	1,810	
May	1,774	1,810	
June	1,774	1,810	

#### QUANTITY METRICS (rolling 12 month period)

	Contract Quantity	Contract Base Number	Contract *	Area Team	Region	England
% of all assessments that were assess and fit appliances (case starts)	83	136	61.0%	48.1%	58.6%	59.2%
% of all assessments that were assess and refuse	17	136	12.5%	10.8%	11.7%	12.0%
% of all assessments that were assess and review	36	136	26.5%	41.2%	29.7%	28.8%
% of case starts with a reported IOTN of 3 and Aesthetic Component of 5 or below	0	83	<i>N/A</i>	0.1%	0.2%	0.1%
% of case starts with a reported IOTN of 3 and Aesthetic Component of 6 or above	0	83	<i>N/A</i>	2.8%	3.2%	3.9%
% of case starts with a reported IOTN of 4	73	83	88.0%	80.3%	77.5%	77.6%
% of case starts with a reported IOTN of 5	10	83	12.0%	16.1%	17.2%	16.7%
% of concluded courses in receipt of dual-arch fixed appliances	4	83	4.8%	73.2%	70.6%	72.9%
% of concluded courses where treatment was abandoned or discontinued	12	83	14.5%	6.3%	9.2%	8.7%
% of patients satisfied with the treatment they have received	3	3	100.0%	98.1%	96.4%	95.7%

\* Figures in italics indicate that the base number is less than 100.

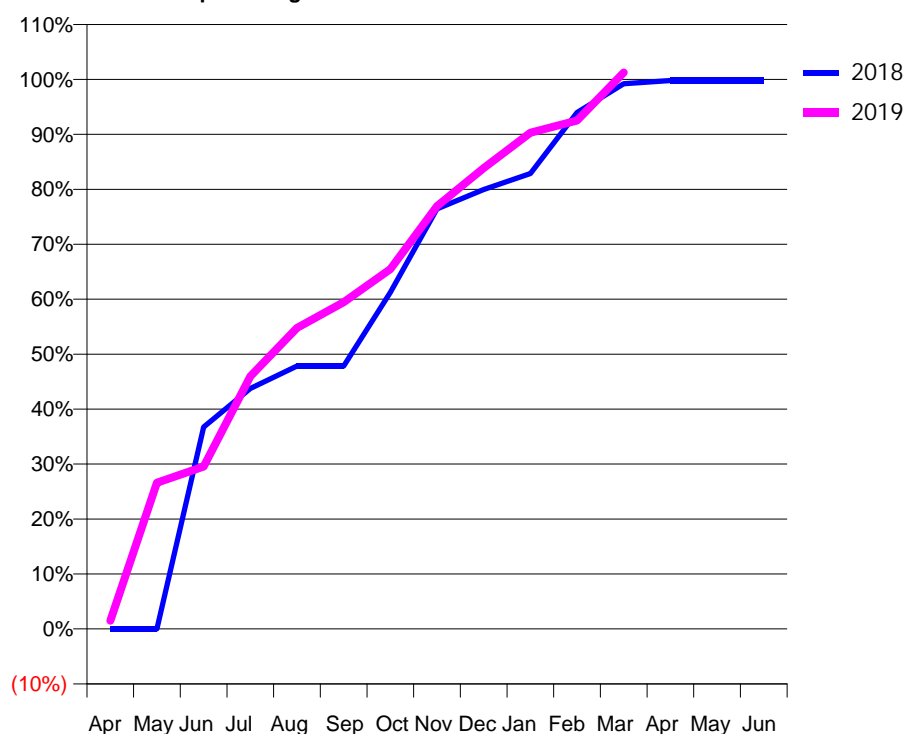
### Q69 - Vital Signs Orthodontic At a Glance Contract Report for 803480/0003 - March 2019

Name or company name	MR MY CHEUNG	18/19 Contracted general activity (UDA)	0
Contract type name	PDS Contract	Carry forward general activity (UDA)	0
Purpose of contract	Orthodontic	18/19 Contracted orthodontic activity (UOA)	3,599
Contract start date	01/04/2013	Carry forward orthodontic activity (UOA)	8
Contract end date	31/03/2019	Baseline contract value	£234,870.96

ACCESS	Contract	England and Wales
24 month ratio of assessments to patient IDs	1.00	1.08

ACTIVITY	Contract
Contract assess and fit appliances (case starts) as a percentage of Area Team case starts	1.9 %

Cumulative percentage of contracted UOA delivered 2018 & 2019



Month	Adjusted Scheduled Activity (UOA)		
	2017	2018	2019
April	69	0	55
May	323	0	958
June	491	1,323	1,063
July	974	1,575	1,655
August	1,511	1,722	1,971
September	1,758	1,722	2,140
October	2,227	2,205	2,357
November	2,826	2,751	2,768
December	3,016	2,877	3,018
January	3,122	2,982	3,249
February	3,487	3,381	3,330
March	3,613	3,570	3,644
April	3,613	3,591	
May	3,613	3,591	
June	3,613	3,591	

#### QUANTITY METRICS (rolling 12 month period)

	Contract Quantity	Contract Base Number	Contract *	Area Team	Region	England
% of all assessments that were assess and fit appliances (case starts)	164	453	36.2%	48.1%	58.6%	59.2%
% of all assessments that were assess and refuse	0	453	0.0%	10.8%	11.7%	12.0%
% of all assessments that were assess and review	289	453	63.8%	41.2%	29.7%	28.8%
% of case starts with a reported IOTN of 3 and Aesthetic Component of 5 or below	2	164	1.2%	0.1%	0.2%	0.1%
% of case starts with a reported IOTN of 3 and Aesthetic Component of 6 or above	7	164	4.3%	2.8%	3.2%	3.9%
% of case starts with a reported IOTN of 4	134	164	81.7%	80.3%	77.5%	77.6%
% of case starts with a reported IOTN of 5	20	164	12.2%	16.1%	17.2%	16.7%
% of concluded courses in receipt of dual-arch fixed appliances	154	161	95.7%	73.2%	70.6%	72.9%
% of concluded courses where treatment was abandoned or discontinued	2	161	1.2%	6.3%	9.2%	8.7%
% of patients satisfied with the treatment they have received	2	2	100.0%	98.1%	96.4%	95.7%

\* Figures in italics indicate that the base number is less than 100.

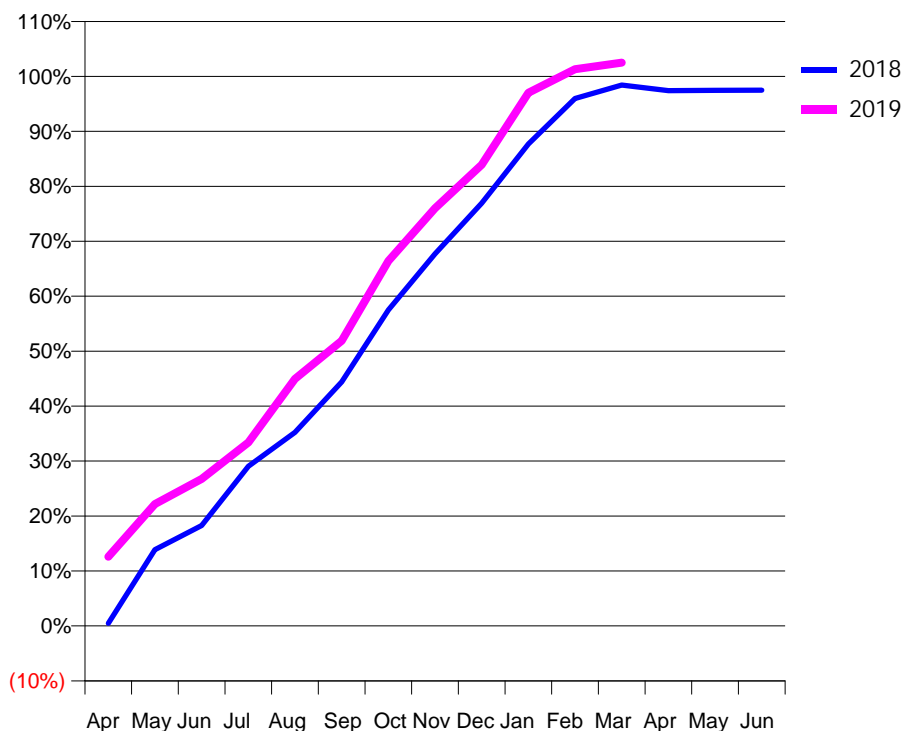
### Q69 - Vital Signs Orthodontic At a Glance Contract Report for 839175/0005 - March 2019

Name or company name	MR U BOSE	18/19 Contracted general activity (UDA)	0
Contract type name	PDS Contract	Carry forward general activity (UDA)	0
Purpose of contract	Orthodontic	18/19 Contracted orthodontic activity (UOA)	5,391
Contract start date	01/04/2013	Carry forward orthodontic activity (UOA)	135
Contract end date	31/03/2019	Baseline contract value	£351,848.68

ACCESS	Contract	England and Wales
24 month ratio of assessments to patient IDs	1.33	1.08

ACTIVITY	Contract
Contract assess and fit appliances (case starts) as a percentage of Area Team case starts	3.2 %

Cumulative percentage of contracted UOA delivered 2018 & 2019



Month	Adjusted Scheduled Activity (UOA)		
	2017	2018	2019
April	118	26	679
May	536	748	1,195
June	1,105	986	1,442
July	1,673	1,567	1,799
August	2,186	1,899	2,424
September	2,796	2,393	2,798
October	3,107	3,100	3,580
November	3,427	3,649	4,097
December	3,608	4,148	4,524
January	4,227	4,729	5,229
February	4,765	5,174	5,461
March	4,963	5,306	5,525
April	5,303	5,250	
May	5,329	5,255	
June	5,332	5,256	

#### QUANTITY METRICS (rolling 12 month period)

	Contract Quantity	Contract Base Number	Contract *	Area Team	Region	England
% of all assessments that were assess and fit appliances (case starts)	269	469	57.4%	48.1%	58.6%	59.2%
% of all assessments that were assess and refuse	25	469	5.3%	10.8%	11.7%	12.0%
% of all assessments that were assess and review	175	469	37.3%	41.2%	29.7%	28.8%
% of case starts with a reported IOTN of 3 and Aesthetic Component of 5 or below	0	269	N/A	0.1%	0.2%	0.1%
% of case starts with a reported IOTN of 3 and Aesthetic Component of 6 or above	10	269	3.7%	2.8%	3.2%	3.9%
% of case starts with a reported IOTN of 4	214	269	79.6%	80.3%	77.5%	77.6%
% of case starts with a reported IOTN of 5	45	269	16.7%	16.1%	17.2%	16.7 %
% of concluded courses in receipt of dual-arch fixed appliances	1	295	0.3%	73.2%	70.6%	72.9%
% of concluded courses where treatment was abandoned or discontinued	42	295	14.2%	6.3%	9.2%	8.7%
% of patients satisfied with the treatment they have received	6	6	100.0%	98.1%	96.4%	95.7%

\* Figures in italics indicate that the base number is less than 100.

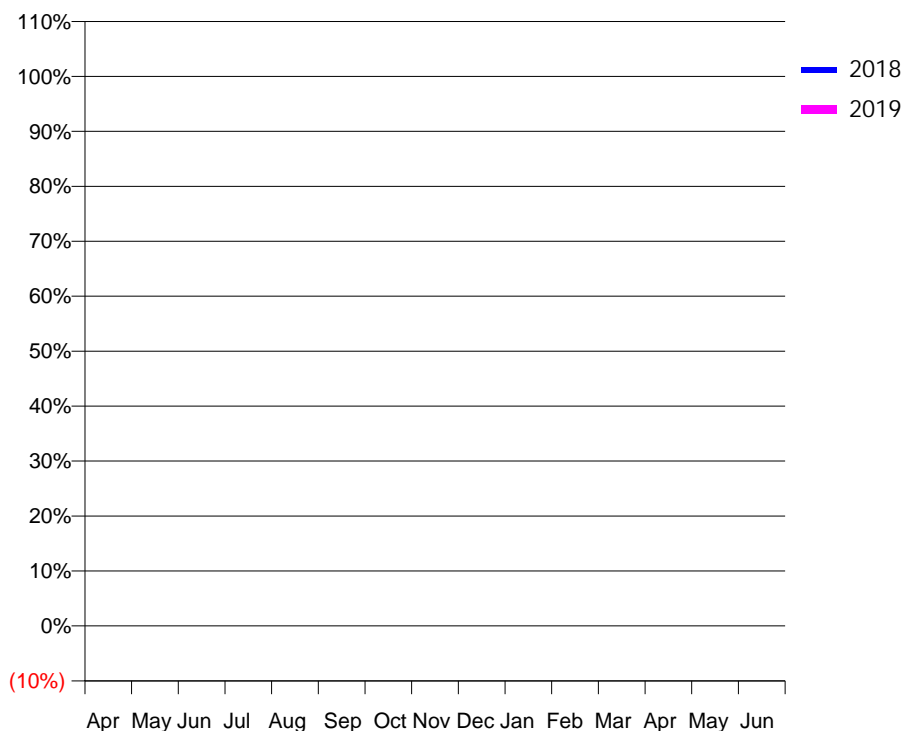
### Q70 - Vital Signs Orthodontic At a Glance Contract Report for 101338/0034 - March 2019

Name or company name	Whitecross Dental Care Limited	18/19 Contracted general activity (UDA)	34,000
Contract type name	GDS Contract	Carry forward general activity (UDA)	822
Purpose of contract	General	18/19 Contracted orthodontic activity (UOA)	0
Contract start date	01/04/2006	Carry forward orthodontic activity (UOA)	0
Contract end date		Baseline contract value	£976,123.98

ACCESS	Contract	England and Wales
24 month ratio of assessments to patient IDs	1.00	1.08

ACTIVITY	Contract
Contract assess and fit appliances (case starts) as a percentage of Area Team case starts	0.0 %

Cumulative percentage of contracted UOA delivered 2018 & 2019



Month	Adjusted Scheduled Activity (UOA)		
	2017	2018	2019
April	0	0	0
May	0	0	0
June	0	0	0
July	0	0	1
August	0	0	1
September	0	0	1
October	0	0	1
November	0	0	1
December	0	0	1
January	0	0	1
February	0	0	1
March	0	0	1
April	0	0	
May	0	0	
June	0	0	

#### QUANTITY METRICS (rolling 12 month period)

	Contract Quantity	Contract Base Number	Contract *	Area Team	Region	England
% of all assessments that were assess and fit appliances (case starts)	0	1	0.0%	55.5%	58.6%	59.2%
% of all assessments that were assess and refuse	0	1	0.0%	17.1%	11.7%	12.0%
% of all assessments that were assess and review	1	1	100.0%	27.4%	29.7%	28.8%
% of case starts with a reported IOTN of 3 and Aesthetic Component of 5 or below	0	0	N/A	1.0%	0.2%	0.1%
% of case starts with a reported IOTN of 3 and Aesthetic Component of 6 or above	0	0	N/A	3.9%	3.2%	3.9%
% of case starts with a reported IOTN of 4	0	0	N/A	73.0%	77.5%	77.6%
% of case starts with a reported IOTN of 5	0	0	N/A	17.8%	17.2%	16.7 %
% of concluded courses in receipt of dual-arch fixed appliances	0	0	N/A	73.2%	70.6%	72.9%
% of concluded courses where treatment was abandoned or discontinued	0	0	N/A	7.5%	9.2%	8.7%
% of patients satisfied with the treatment they have received	0	0	N/A	94.9%	96.4%	95.7%

\* Figures in italics indicate that the base number is less than 100.

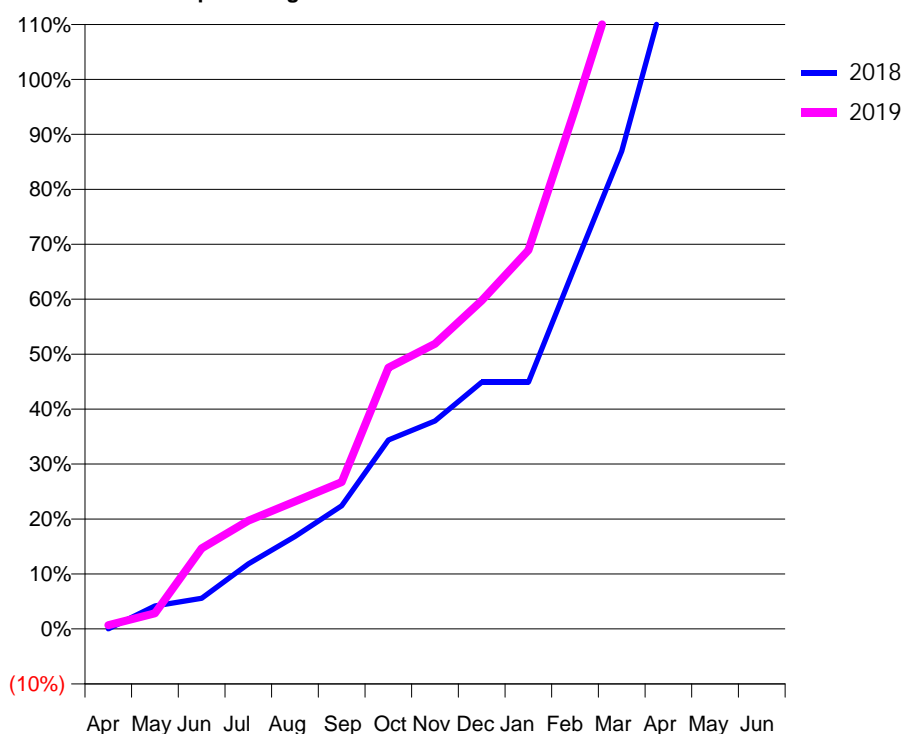
### Q70 - Vital Signs Orthodontic At a Glance Contract Report for 101338/0091 - March 2019

Name or company name	Whitecross Dental Care Limited	18/19 Contracted general activity (UDA)	0
Contract type name	PDS Contract	Carry forward general activity (UDA)	0
Purpose of contract	General and Orthodontic	18/19 Contracted orthodontic activity (UOA)	3,017
Contract start date	20/07/2009	Carry forward orthodontic activity (UOA)	0
Contract end date	31/03/2019	Baseline contract value	£371,869.55

ACCESS	Contract	England and Wales
24 month ratio of assessments to patient IDs	1.03	1.08

ACTIVITY	Contract
Contract assess and fit appliances (case starts) as a percentage of Area Team case starts	2.7 %

Cumulative percentage of contracted UOA delivered 2018 & 2019



Month	Adjusted Scheduled Activity (UOA)		
	2017	2018	2019
April	-62	0	21
May	-62	126	86
June	-62	168	443
July	-62	357	595
August	-62	508	700
September	-62	676	807
October	-62	1,037	1,435
November	131	1,142	1,565
December	2,718	1,354	1,803
January	2,949	1,354	2,080
February	3,339	1,991	2,852
March	3,423	2,623	3,661
April	3,553	3,557	
May	3,574	3,557	
June	3,574	3,578	

#### QUANTITY METRICS (rolling 12 month period)

	Contract Quantity	Contract Base Number	Contract *	Area Team	Region	England
% of all assessments that were assess and fit appliances (case starts)	223	268	83.2%	55.5%	58.6%	59.2%
% of all assessments that were assess and refuse	2	268	0.7%	17.1%	11.7%	12.0%
% of all assessments that were assess and review	43	268	16.0%	27.4%	29.7%	28.8%
% of case starts with a reported IOTN of 3 and Aesthetic Component of 5 or below	0	223	N/A	1.0%	0.2%	0.1%
% of case starts with a reported IOTN of 3 and Aesthetic Component of 6 or above	0	223	N/A	3.9%	3.2%	3.9%
% of case starts with a reported IOTN of 4	18	223	8.1%	73.0%	77.5%	77.6%
% of case starts with a reported IOTN of 5	3	223	1.3%	17.8%	17.2%	16.7 %
% of concluded courses in receipt of dual-arch fixed appliances	6	223	2.7%	73.2%	70.6%	72.9%
% of concluded courses where treatment was abandoned or discontinued	13	223	5.8%	7.5%	9.2%	8.7%
% of patients satisfied with the treatment they have received	3	3	100.0%	94.9%	96.4%	95.7%

\* Figures in italics indicate that the base number is less than 100.



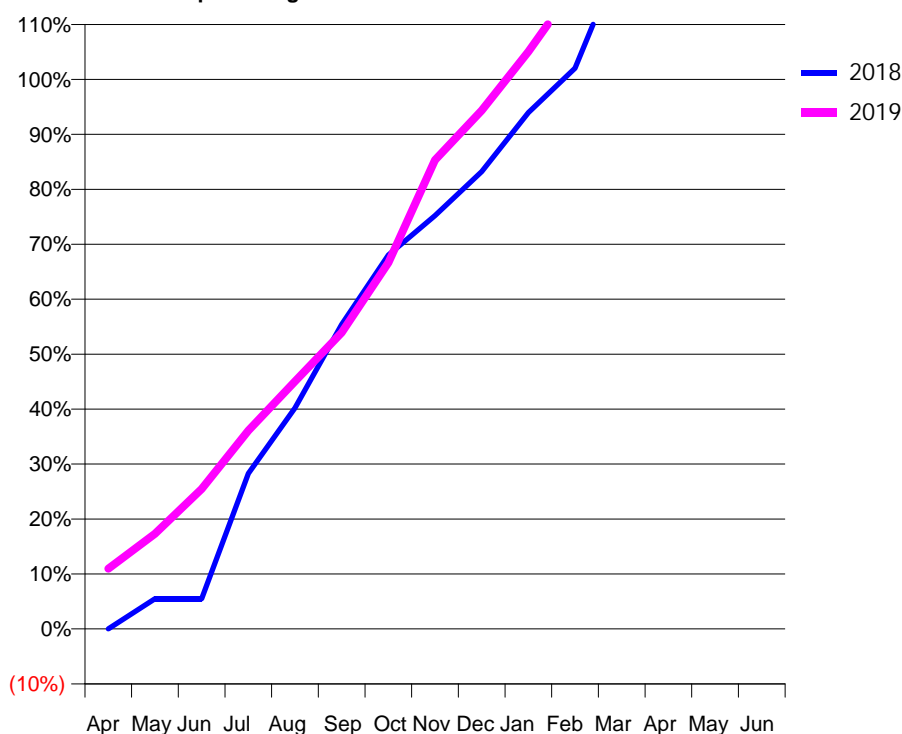
### Q70 - Vital Signs Orthodontic At a Glance Contract Report for 102938/0001 - March 2019

Name or company name	Milford Dental Practice Partnership	18/19 Contracted general activity (UDA)	10,405
Contract type name	GDS Contract	Carry forward general activity (UDA)	0
Purpose of contract	General and Orthodontic	18/19 Contracted orthodontic activity (UOA)	2,368
Contract start date	01/04/2011	Carry forward orthodontic activity (UOA)	0
Contract end date		Baseline contract value	£411,559.27

ACCESS	Contract	England and Wales
24 month ratio of assessments to patient IDs	1.01	1.08

ACTIVITY	Contract
Contract assess and fit appliances (case starts) as a percentage of Area Team case starts	1.7 %

Cumulative percentage of contracted UOA delivered 2018 & 2019



Month	Adjusted Scheduled Activity (UOA)		
	2017	2018	2019
April	158	0	260
May	475	130	410
June	583	130	603
July	904	670	855
August	1,072	952	1,067
September	1,242	1,312	1,277
October	1,242	1,611	1,578
November	1,242	1,781	2,020
December	1,821	1,971	2,234
January	2,074	2,225	2,488
February	2,289	2,416	2,769
March	2,478	2,904	2,856
April	2,585	2,904	
May	2,586	2,904	
June	2,586	2,904	

### QUANTITY METRICS (rolling 12 month period)

	Contract Quantity	Contract Base Number	Contract *	Area Team	Region	England
% of all assessments that were assess and fit appliances (case starts)	137	169	81.1%	55.5%	58.6%	59.2%
% of all assessments that were assess and refuse	11	169	6.5%	17.1%	11.7%	12.0%
% of all assessments that were assess and review	21	169	12.4%	27.4%	29.7%	28.8%
% of case starts with a reported IOTN of 3 and Aesthetic Component of 5 or below	0	137	N/A	1.0%	0.2%	0.1%
% of case starts with a reported IOTN of 3 and Aesthetic Component of 6 or above	0	137	N/A	3.9%	3.2%	3.9%
% of case starts with a reported IOTN of 4	108	137	78.8%	73.0%	77.5%	77.6%
% of case starts with a reported IOTN of 5	29	137	21.2%	17.8%	17.2%	16.7 %
% of concluded courses in receipt of dual-arch fixed appliances	115	130	88.5%	73.2%	70.6%	72.9%
% of concluded courses where treatment was abandoned or discontinued	8	130	6.2%	7.5%	9.2%	8.7%
% of patients satisfied with the treatment they have received	2	2	100.0%	94.9%	96.4%	95.7%

\* Figures in italics indicate that the base number is less than 100.

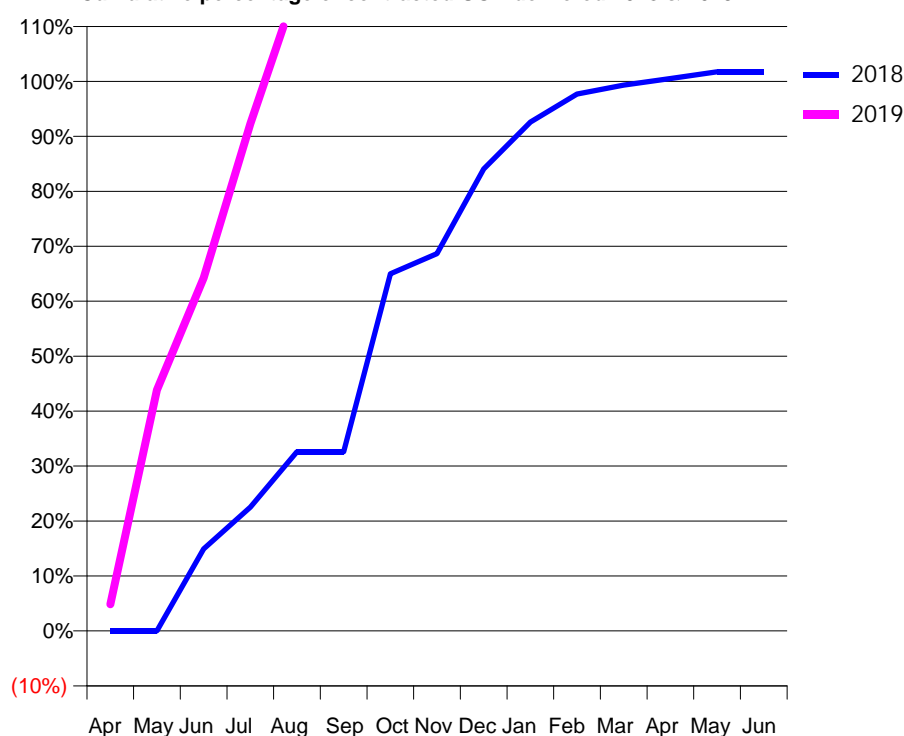
### Q70 - Vital Signs Orthodontic At a Glance Contract Report for 106488/0002 - March 2019

Name or company name	Solent House Dental Centre	18/19 Contracted general activity (UDA)	0
Contract type name	PDS Contract	Carry forward general activity (UDA)	0
Purpose of contract	General and Orthodontic	18/19 Contracted orthodontic activity (UOA)	1,727
Contract start date	01/04/2015	Carry forward orthodontic activity (UOA)	0
Contract end date	31/03/2019	Baseline contract value	£194,178.43

ACCESS	Contract	England and Wales
24 month ratio of assessments to patient IDs	1.02	1.08

ACTIVITY	Contract
Contract assess and fit appliances (case starts) as a percentage of Area Team case starts	2.0 %

Cumulative percentage of contracted UOA delivered 2018 & 2019



Month	Adjusted Scheduled Activity (UOA)		
	2017	2018	2019
April	-25	0	84
May	308	0	757
June	309	258	1,109
July	568	389	1,594
August	896	563	2,023
September	1,108	563	2,341
October	1,276	1,122	2,747
November	1,446	1,186	2,857
December	1,657	1,452	3,030
January	1,847	1,599	3,180
February	1,975	1,687	3,180
March	2,060	1,715	3,386
April	2,060	1,736	
May	2,060	1,757	
June	2,086	1,757	

#### QUANTITY METRICS (rolling 12 month period)

	Contract Quantity	Contract Base Number	Contract *	Area Team	Region	England
% of all assessments that were assess and fit appliances (case starts)	164	312	52.6%	55.5%	58.6%	59.2%
% of all assessments that were assess and refuse	63	312	20.2%	17.1%	11.7%	12.0%
% of all assessments that were assess and review	85	312	27.2%	27.4%	29.7%	28.8%
% of case starts with a reported IOTN of 3 and Aesthetic Component of 5 or below	0	164	N/A	1.0%	0.2%	0.1%
% of case starts with a reported IOTN of 3 and Aesthetic Component of 6 or above	1	164	0.6%	3.9%	3.2%	3.9%
% of case starts with a reported IOTN of 4	120	164	73.2%	73.0%	77.5%	77.6%
% of case starts with a reported IOTN of 5	43	164	26.2%	17.8%	17.2%	16.7 %
% of concluded courses in receipt of dual-arch fixed appliances	123	149	82.6%	73.2%	70.6%	72.9%
% of concluded courses where treatment was abandoned or discontinued	10	149	6.7%	7.5%	9.2%	8.7%
% of patients satisfied with the treatment they have received	5	5	100.0%	94.9%	96.4%	95.7%

\* Figures in italics indicate that the base number is less than 100.

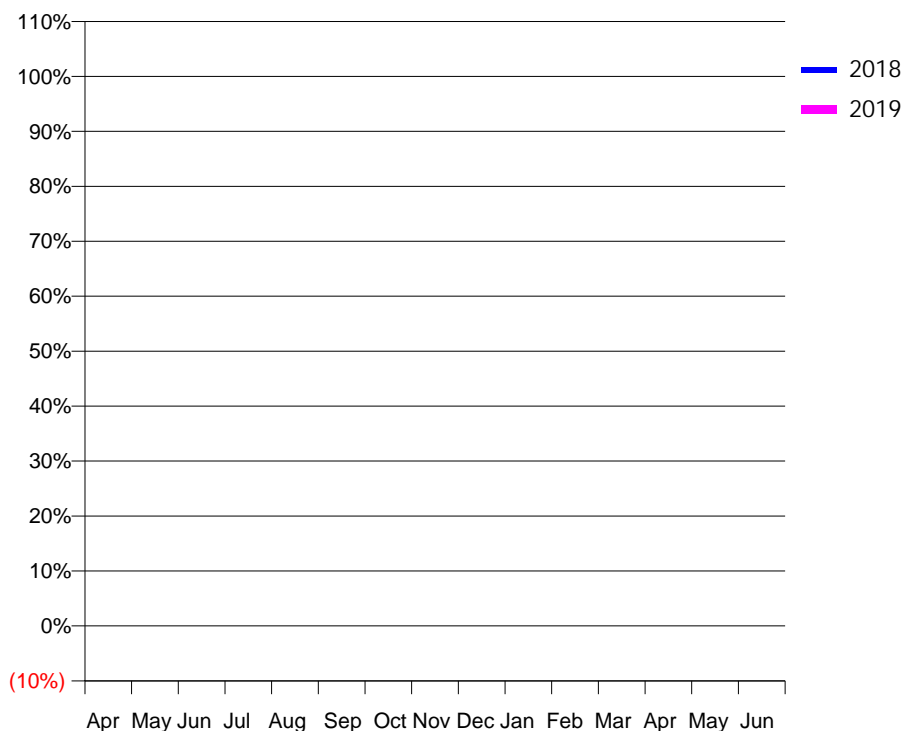
### Q70 - Vital Signs Orthodontic At a Glance Contract Report for 116718/0001 - March 2019

Name or company name	St James Dental Practice Partnership	18/19 Contracted general activity (UDA)	21,572
Contract type name	Pilot Contract	Carry forward general activity (UDA)	0
Purpose of contract	General and Orthodontic	18/19 Contracted orthodontic activity (UOA)	0
Contract start date	01/01/2011	Carry forward orthodontic activity (UOA)	0
Contract end date		Baseline contract value	£1,898,060.86

ACCESS	Contract	England and Wales
24 month ratio of assessments to patient IDs	1.01	1.08

ACTIVITY	Contract
Contract assess and fit appliances (case starts) as a percentage of Area Team case starts	0.2 %

Cumulative percentage of contracted UOA delivered 2018 & 2019



Month	Adjusted Scheduled Activity (UOA)		
	2017	2018	2019
April	-12,879	354	0
May	-12,612	919	22
June	-12,410	1,258	43
July	-12,000	1,785	1
August	-11,584	2,530	1
September	-10,721	3,645	1
October	-10,396	3,905	1
November	-9,649	4,054	1
December	-9,013	5,009	1
January	-8,689	5,165	1
February	-7,598	6,624	1
March	-6,671	7,034	1
April	-6,627	7,354	
May	-6,581	7,354	
June	-6,538	7,354	

### QUANTITY METRICS (rolling 12 month period)

	Contract Quantity	Contract Base Number	Contract *	Area Team	Region	England
% of all assessments that were assess and fit appliances (case starts)	19	25	76.0%	55.5%	58.6%	59.2%
% of all assessments that were assess and refuse	3	25	12.0%	17.1%	11.7%	12.0%
% of all assessments that were assess and review	3	25	12.0%	27.4%	29.7%	28.8%
% of case starts with a reported IOTN of 3 and Aesthetic Component of 5 or below	0	19	<i>N/A</i>	1.0%	0.2%	0.1%
% of case starts with a reported IOTN of 3 and Aesthetic Component of 6 or above	0	19	<i>N/A</i>	3.9%	3.2%	3.9%
% of case starts with a reported IOTN of 4	13	19	68.4%	73.0%	77.5%	77.6%
% of case starts with a reported IOTN of 5	6	19	31.6%	17.8%	17.2%	16.7 %
% of concluded courses in receipt of dual-arch fixed appliances	56	60	93.3%	73.2%	70.6%	72.9%
% of concluded courses where treatment was abandoned or discontinued	2	60	3.3%	7.5%	9.2%	8.7%
% of patients satisfied with the treatment they have received	0	0	<i>N/A</i>	94.9%	96.4%	95.7%

\* Figures in italics indicate that the base number is less than 100.

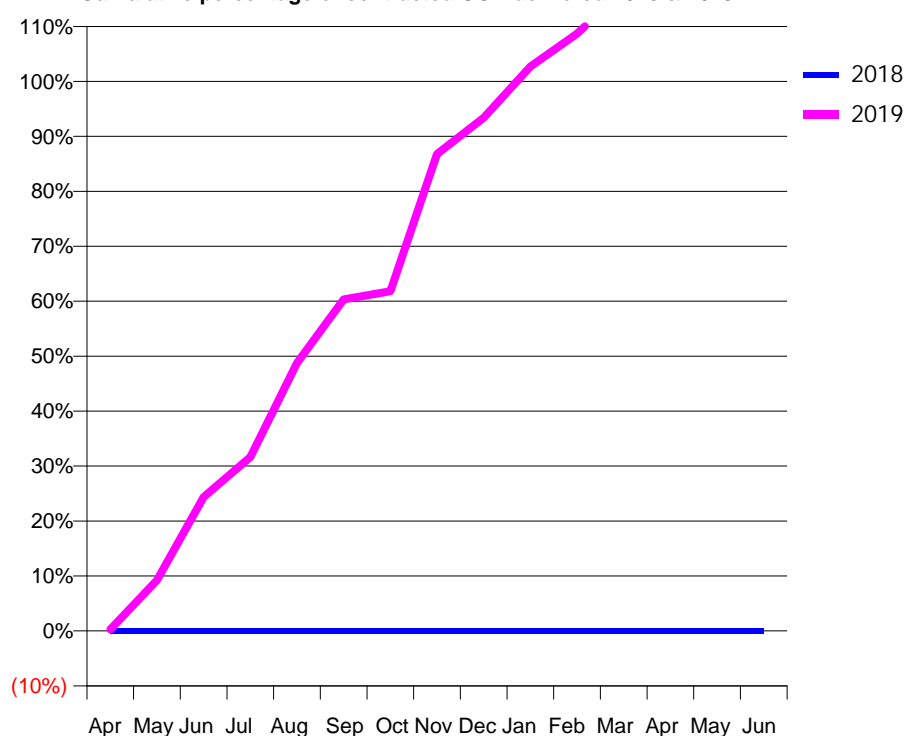
### Q70 - Vital Signs Orthodontic At a Glance Contract Report for 116718/0003 - March 2019

Name or company name	Mr R Lyddon, Mr N Forster & Mrs E Lewin	18/19 Contracted general activity (UDA)	0
Contract type name	PDS Contract	Carry forward general activity (UDA)	0
Purpose of contract	General and Orthodontic	18/19 Contracted orthodontic activity (UOA)	7,500
Contract start date	01/04/2014	Carry forward orthodontic activity (UOA)	0
Contract end date	31/03/2019	Baseline contract value	£570,669.39

ACCESS	Contract	England and Wales
24 month ratio of assessments to patient IDs	1.02	1.08

ACTIVITY	Contract
Contract assess and fit appliances (case starts) as a percentage of Area Team case starts	5.0 %

Cumulative percentage of contracted UOA delivered 2018 & 2019



Month	Adjusted Scheduled Activity (UOA)		
	2017	2018	2019
April	21	0	21
May	63	0	690
June	63	0	1,828
July	105	0	2,372
August	189	0	3,655
September	210	0	4,523
October	252	0	4,637
November	273	0	6,507
December	273	0	7,002
January	273	0	7,701
February	273	0	8,151
March	273	0	8,742
April	273	0	
May	273	0	
June	273	0	

### QUANTITY METRICS (rolling 12 month period)

	Contract Quantity	Contract Base Number	Contract *	Area Team	Region	England
% of all assessments that were assess and fit appliances (case starts)	417	592	70.4%	55.5%	58.6%	59.2%
% of all assessments that were assess and refuse	98	592	16.6%	17.1%	11.7%	12.0%
% of all assessments that were assess and review	77	592	13.0%	27.4%	29.7%	28.8%
% of case starts with a reported IOTN of 3 and Aesthetic Component of 5 or below	0	417	N/A	1.0%	0.2%	0.1%
% of case starts with a reported IOTN of 3 and Aesthetic Component of 6 or above	5	417	1.2%	3.9%	3.2%	3.9%
% of case starts with a reported IOTN of 4	315	417	75.5%	73.0%	77.5%	77.6%
% of case starts with a reported IOTN of 5	94	417	22.5%	17.8%	17.2%	16.7 %
% of concluded courses in receipt of dual-arch fixed appliances	31	40	77.5%	73.2%	70.6%	72.9%
% of concluded courses where treatment was abandoned or discontinued	5	40	12.5%	7.5%	9.2%	8.7%
% of patients satisfied with the treatment they have received	9	9	100.0%	94.9%	96.4%	95.7%

\* Figures in italics indicate that the base number is less than 100.

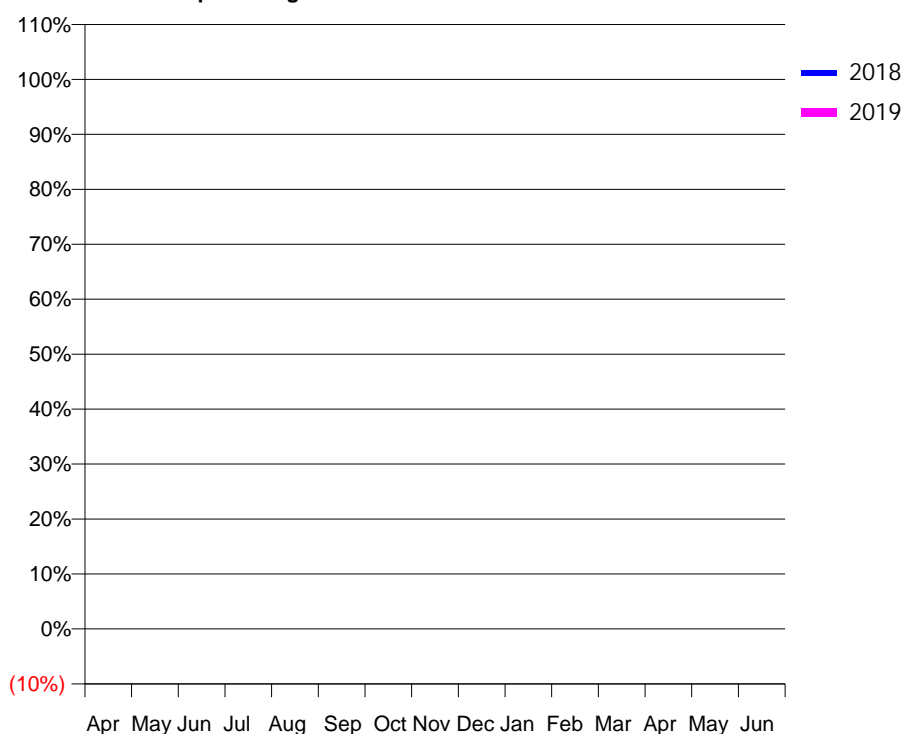
### Q70 - Vital Signs Orthodontic At a Glance Contract Report for 119652/0001 - March 2019

Name or company name	Westbourne Dental Practice	18/19 Contracted general activity (UDA)	22,000
Contract type name	GDS Contract	Carry forward general activity (UDA)	0
Purpose of contract	General	18/19 Contracted orthodontic activity (UOA)	0
Contract start date	01/04/2011	Carry forward orthodontic activity (UOA)	0
Contract end date		Baseline contract value	£529,026.51

ACCESS	Contract	England and Wales
24 month ratio of assessments to patient IDs	1.00	1.08

ACTIVITY	Contract
Contract assess and fit appliances (case starts) as a percentage of Area Team case starts	0.0 %

Cumulative percentage of contracted UOA delivered 2018 & 2019



Month	Adjusted Scheduled Activity (UOA)		
	2017	2018	2019
April	0	0	0
May	0	0	0
June	0	0	0
July	0	0	0
August	0	0	0
September	0	0	0
October	0	0	1
November	0	0	1
December	0	0	1
January	0	0	1
February	0	0	1
March	0	0	1
April	0	0	
May	0	0	
June	0	0	

### QUANTITY METRICS (rolling 12 month period)

	Contract Quantity	Contract Base Number	Contract *	Area Team	Region	England
% of all assessments that were assess and fit appliances (case starts)	0	1	0.0%	55.5%	58.6%	59.2%
% of all assessments that were assess and refuse	0	1	0.0%	17.1%	11.7%	12.0%
% of all assessments that were assess and review	1	1	100.0%	27.4%	29.7%	28.8%
% of case starts with a reported IOTN of 3 and Aesthetic Component of 5 or below	0	0	N/A	1.0%	0.2%	0.1%
% of case starts with a reported IOTN of 3 and Aesthetic Component of 6 or above	0	0	N/A	3.9%	3.2%	3.9%
% of case starts with a reported IOTN of 4	0	0	N/A	73.0%	77.5%	77.6%
% of case starts with a reported IOTN of 5	0	0	N/A	17.8%	17.2%	16.7 %
% of concluded courses in receipt of dual-arch fixed appliances	0	0	N/A	73.2%	70.6%	72.9%
% of concluded courses where treatment was abandoned or discontinued	0	0	N/A	7.5%	9.2%	8.7%
% of patients satisfied with the treatment they have received	0	0	N/A	94.9%	96.4%	95.7%

\* Figures in italics indicate that the base number is less than 100.

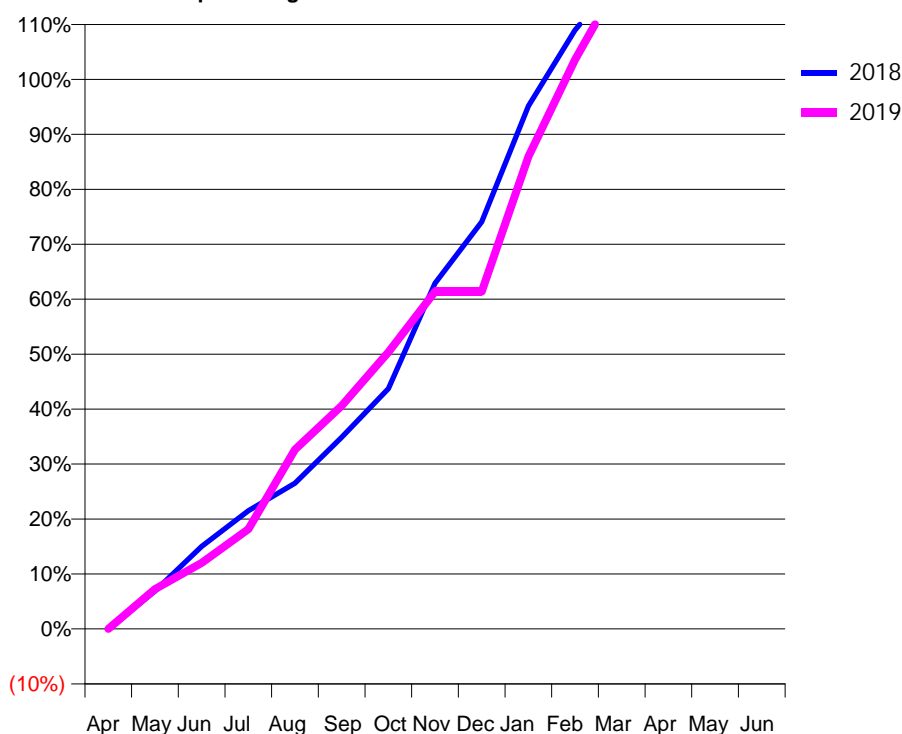
### Q70 - Vital Signs Orthodontic At a Glance Contract Report for 126411/0001 - March 2019

Name or company name	Southsea Orthodontic Centre	18/19 Contracted general activity (UDA)	0
Contract type name	PDS Contract	Carry forward general activity (UDA)	0
Purpose of contract	General and Orthodontic	18/19 Contracted orthodontic activity (UOA)	12,650
Contract start date	22/04/2010	Carry forward orthodontic activity (UOA)	0
Contract end date	31/03/2019	Baseline contract value	£663,731.60

ACCESS	Contract	England and Wales
24 month ratio of assessments to patient IDs	1.08	1.08

ACTIVITY	Contract
Contract assess and fit appliances (case starts) as a percentage of Area Team case starts	8.4 %

Cumulative percentage of contracted UOA delivered 2018 & 2019



Month	Adjusted Scheduled Activity (UOA)		
	2017	2018	2019
April	-52	0	0
May	2,491	872	917
June	2,950	1,900	1,520
July	4,460	2,722	2,298
August	5,699	3,354	4,127
September	6,168	4,413	5,136
October	7,851	5,534	6,372
November	9,001	7,957	7,766
December	9,001	9,370	7,766
January	10,645	12,037	10,873
February	12,326	13,783	13,105
March	13,436	15,082	14,993
April	15,664	15,179	
May	15,664	15,179	
June	15,685	15,179	

#### QUANTITY METRICS (rolling 12 month period)

	Contract Quantity	Contract Base Number	Contract *	Area Team	Region	England
% of all assessments that were assess and fit appliances (case starts)	692	1,392	49.7%	55.5%	58.6%	59.2%
% of all assessments that were assess and refuse	221	1,392	15.9%	17.1%	11.7%	12.0%
% of all assessments that were assess and review	479	1,392	34.4%	27.4%	29.7%	28.8%
% of case starts with a reported IOTN of 3 and Aesthetic Component of 5 or below	0	692	N/A	1.0%	0.2%	0.1%
% of case starts with a reported IOTN of 3 and Aesthetic Component of 6 or above	47	692	6.8%	3.9%	3.2%	3.9%
% of case starts with a reported IOTN of 4	498	692	72.0%	73.0%	77.5%	77.6%
% of case starts with a reported IOTN of 5	145	692	21.0%	17.8%	17.2%	16.7 %
% of concluded courses in receipt of dual-arch fixed appliances	530	595	89.1%	73.2%	70.6%	72.9%
% of concluded courses where treatment was abandoned or discontinued	35	595	5.9%	7.5%	9.2%	8.7%
% of patients satisfied with the treatment they have received	9	9	100.0%	94.9%	96.4%	95.7%

\* Figures in italics indicate that the base number is less than 100.

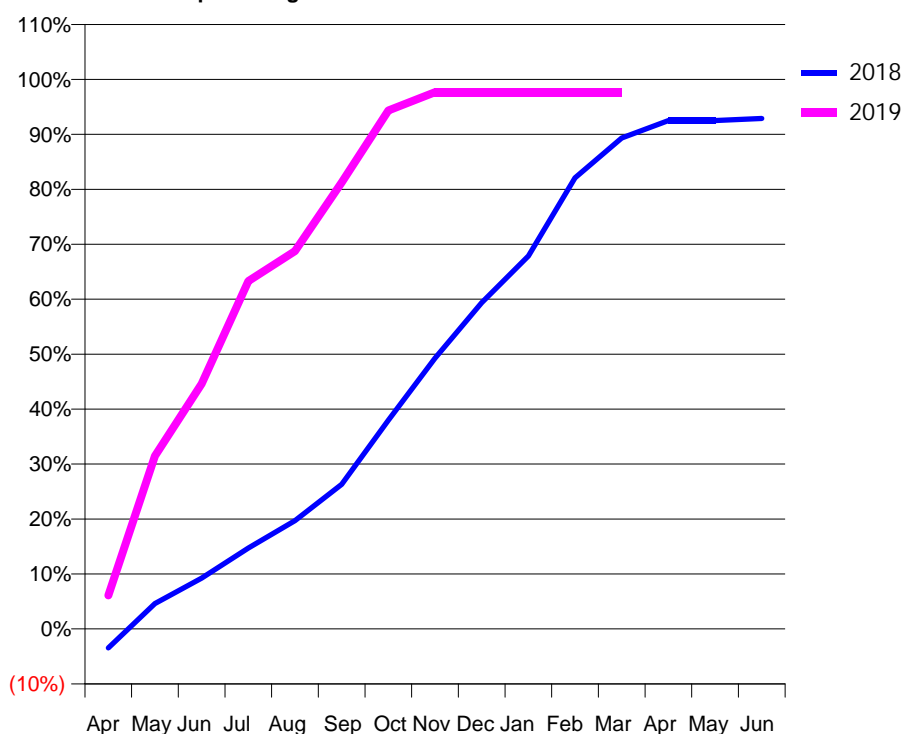
### Q70 - Vital Signs Orthodontic At a Glance Contract Report for 129992/0013 - March 2019

Name or company name	Somerset Partnership NHS Foundation Trust	18/19 Contracted general activity (UDA)	0
Contract type name	PDS Contract	Carry forward general activity (UDA)	0
Purpose of contract	Orthodontic	18/19 Contracted orthodontic activity (UOA)	2,750
Contract start date	01/04/2015	Carry forward orthodontic activity (UOA)	0
Contract end date	30/09/2018	Baseline contract value	£170,872.39

ACCESS	Contract	England and Wales
24 month ratio of assessments to patient IDs	1.03	1.08

ACTIVITY	Contract
Contract assess and fit appliances (case starts) as a percentage of Area Team case starts	1.7 %

Cumulative percentage of contracted UOA delivered 2018 & 2019



Month	Adjusted Scheduled Activity (UOA)		
	2017	2018	2019
April	-489	-190	168
May	-65	254	865
June	167	509	1,226
July	698	809	1,741
August	956	1,083	1,890
September	1,277	1,447	2,234
October	1,896	2,089	2,594
November	2,497	2,710	2,686
December	3,116	3,265	2,686
January	3,607	3,733	2,686
February	4,173	4,514	2,686
March	4,584	4,914	2,686
April	5,223	5,087	
May	5,307	5,087	
June	5,307	5,108	

#### QUANTITY METRICS (rolling 12 month period)

	Contract Quantity	Contract Base Number	Contract *	Area Team	Region	England
% of all assessments that were assess and fit appliances (case starts)	144	189	76.2%	55.5%	58.6%	59.2%
% of all assessments that were assess and refuse	22	189	11.6%	17.1%	11.7%	12.0%
% of all assessments that were assess and review	23	189	12.2%	27.4%	29.7%	28.8%
% of case starts with a reported IOTN of 3 and Aesthetic Component of 5 or below	0	144	N/A	1.0%	0.2%	0.1%
% of case starts with a reported IOTN of 3 and Aesthetic Component of 6 or above	7	144	4.9%	3.9%	3.2%	3.9%
% of case starts with a reported IOTN of 4	109	144	75.7%	73.0%	77.5%	77.6%
% of case starts with a reported IOTN of 5	26	144	18.1%	17.8%	17.2%	16.7 %
% of concluded courses in receipt of dual-arch fixed appliances	37	58	63.8%	73.2%	70.6%	72.9%
% of concluded courses where treatment was abandoned or discontinued	18	58	31.0%	7.5%	9.2%	8.7%
% of patients satisfied with the treatment they have received	7	7	100.0%	94.9%	96.4%	95.7%

\* Figures in italics indicate that the base number is less than 100.

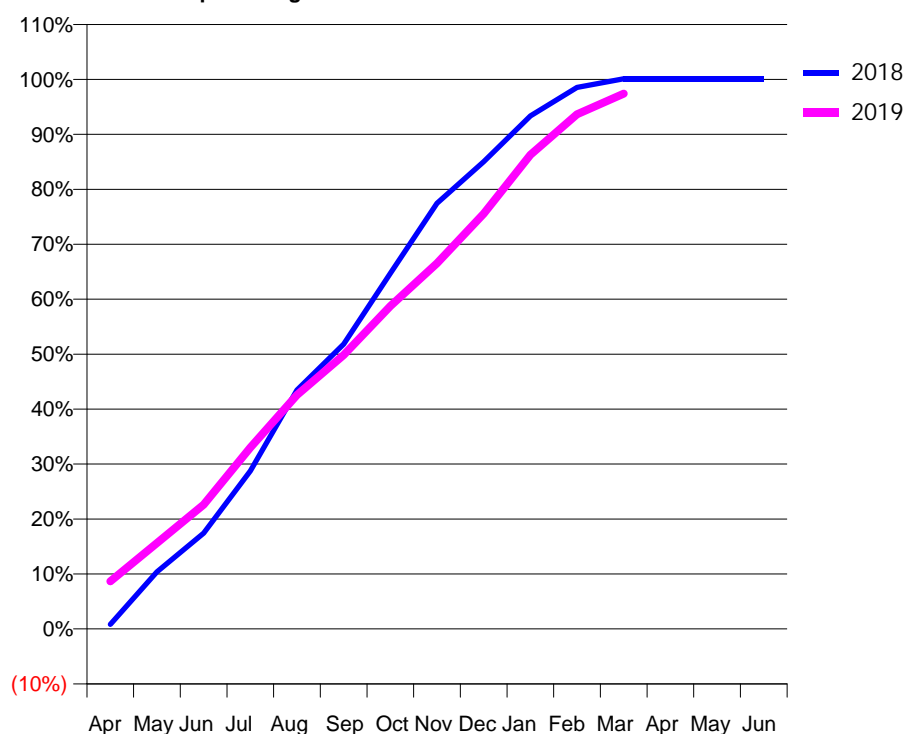
### Q70 - Vital Signs Orthodontic At a Glance Contract Report for 138304/0001 - March 2019

Name or company name	Mrs P Wilson	18/19 Contracted general activity (UDA)	0
Contract type name	PDS Contract	Carry forward general activity (UDA)	0
Purpose of contract	General and Orthodontic	18/19 Contracted orthodontic activity (UOA)	10,709
Contract start date	23/04/2012	Carry forward orthodontic activity (UOA)	0
Contract end date	31/03/2019	Baseline contract value	£640,628.53

ACCESS	Contract	England and Wales
24 month ratio of assessments to patient IDs	1.02	1.08

ACTIVITY	Contract
Contract assess and fit appliances (case starts) as a percentage of Area Team case starts	5.9 %

Cumulative percentage of contracted UOA delivered 2018 & 2019



Month	Adjusted Scheduled Activity (UOA)		
	2017	2018	2019
April	741	89	928
May	1,561	1,111	1,674
June	2,478	1,867	2,424
July	4,007	3,080	3,536
August	4,961	4,655	4,558
September	6,507	5,549	5,337
October	7,243	6,931	6,292
November	8,041	8,293	7,124
December	8,397	9,104	8,090
January	8,776	9,997	9,239
February	9,413	10,553	10,027
March	10,332	10,721	10,431
April	11,793	10,721	
May	12,066	10,721	
June	12,066	10,721	

#### QUANTITY METRICS (rolling 12 month period)

	Contract Quantity	Contract Base Number	Contract *	Area Team	Region	England
% of all assessments that were assess and fit appliances (case starts)	489	851	57.5%	55.5%	58.6%	59.2%
% of all assessments that were assess and refuse	201	851	23.6%	17.1%	11.7%	12.0%
% of all assessments that were assess and review	161	851	18.9%	27.4%	29.7%	28.8%
% of case starts with a reported IOTN of 3 and Aesthetic Component of 5 or below	0	489	N/A	1.0%	0.2%	0.1%
% of case starts with a reported IOTN of 3 and Aesthetic Component of 6 or above	12	489	2.5%	3.9%	3.2%	3.9%
% of case starts with a reported IOTN of 4	392	489	80.2%	73.0%	77.5%	77.6%
% of case starts with a reported IOTN of 5	83	489	17.0%	17.8%	17.2%	16.7 %
% of concluded courses in receipt of dual-arch fixed appliances	342	399	85.7%	73.2%	70.6%	72.9%
% of concluded courses where treatment was abandoned or discontinued	50	399	12.5%	7.5%	9.2%	8.7%
% of patients satisfied with the treatment they have received	2	4	50.0%	94.9%	96.4%	95.7%

\* Figures in italics indicate that the base number is less than 100.



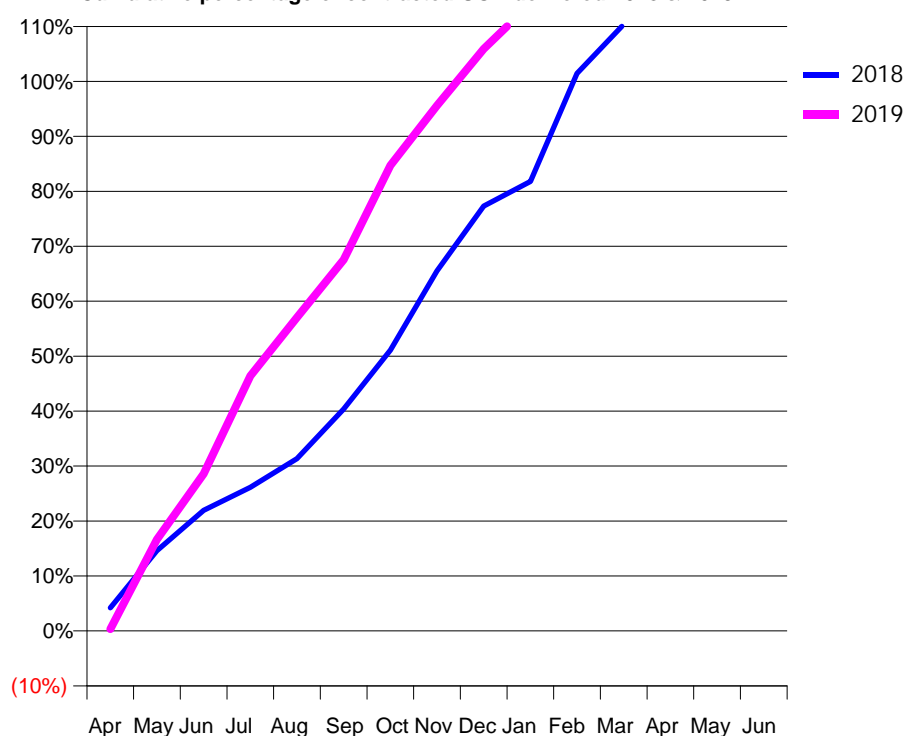
### Q70 - Vital Signs Orthodontic At a Glance Contract Report for 139165/0002 - March 2019

Name or company name	Smile Dental Care Limited	18/19 Contracted general activity (UDA)	0
Contract type name	PDS Contract	Carry forward general activity (UDA)	0
Purpose of contract	General and Orthodontic	18/19 Contracted orthodontic activity (UOA)	2,000
Contract start date	01/04/2009	Carry forward orthodontic activity (UOA)	0
Contract end date	31/03/2019	Baseline contract value	£142,263.86

ACCESS	Contract	England and Wales
24 month ratio of assessments to patient IDs	1.11	1.08

ACTIVITY	Contract
Contract assess and fit appliances (case starts) as a percentage of Area Team case starts	1.5 %

Cumulative percentage of contracted UOA delivered 2018 & 2019



Month	Adjusted Scheduled Activity (UOA)		
	2017	2018	2019
April	110	84	7
May	320	292	333
June	443	439	572
July	593	523	928
August	762	627	1,141
September	1,063	808	1,351
October	1,359	1,022	1,694
November	1,447	1,310	1,912
December	1,675	1,546	2,118
January	1,886	1,636	2,283
February	2,145	2,029	2,463
March	2,305	2,207	2,691
April	2,410	2,296	
May	2,410	2,296	
June	2,411	2,296	

#### QUANTITY METRICS (rolling 12 month period)

	Contract Quantity	Contract Base Number	Contract *	Area Team	Region	England
% of all assessments that were assess and fit appliances (case starts)	124	302	41.1%	55.5%	58.6%	59.2%
% of all assessments that were assess and refuse	90	302	29.8%	17.1%	11.7%	12.0%
% of all assessments that were assess and review	88	302	29.1%	27.4%	29.7%	28.8%
% of case starts with a reported IOTN of 3 and Aesthetic Component of 5 or below	0	124	N/A	1.0%	0.2%	0.1%
% of case starts with a reported IOTN of 3 and Aesthetic Component of 6 or above	1	124	0.8%	3.9%	3.2%	3.9%
% of case starts with a reported IOTN of 4	115	124	92.7%	73.0%	77.5%	77.6%
% of case starts with a reported IOTN of 5	7	124	5.6%	17.8%	17.2%	16.7 %
% of concluded courses in receipt of dual-arch fixed appliances	64	83	77.1%	73.2%	70.6%	72.9%
% of concluded courses where treatment was abandoned or discontinued	7	83	8.4%	7.5%	9.2%	8.7%
% of patients satisfied with the treatment they have received	1	1	100.0%	94.9%	96.4%	95.7%

\* Figures in italics indicate that the base number is less than 100.

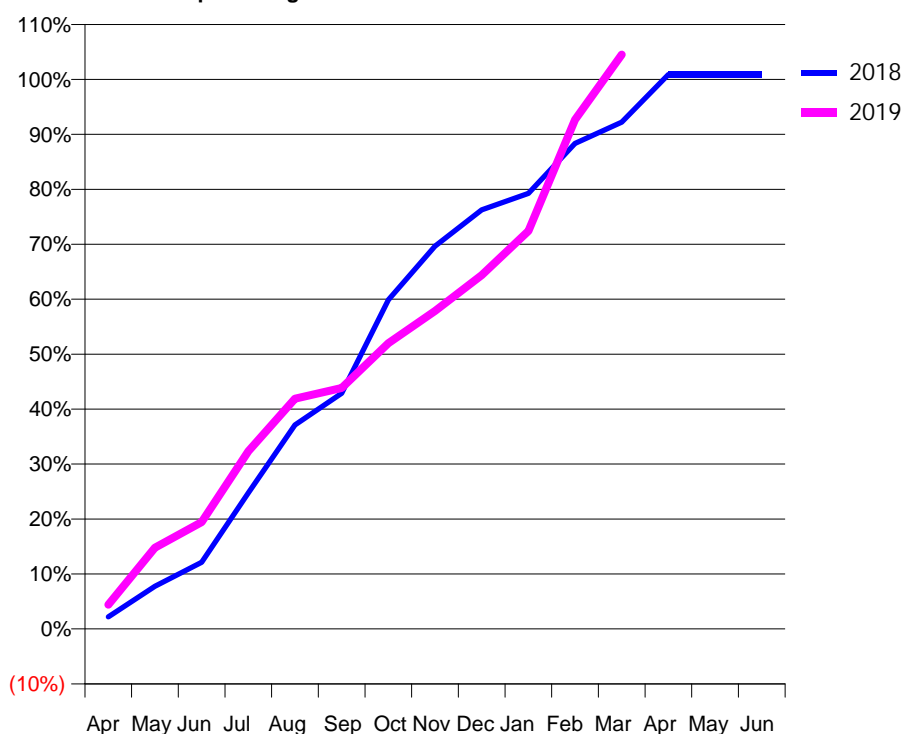
### Q70 - Vital Signs Orthodontic At a Glance Contract Report for 151904/0001 - March 2019

Name or company name	Besher Al Aswad	18/19 Contracted general activity (UDA)	0
Contract type name	PDS Contract	Carry forward general activity (UDA)	0
Purpose of contract	General and Orthodontic	18/19 Contracted orthodontic activity (UOA)	11,190
Contract start date	01/04/2006	Carry forward orthodontic activity (UOA)	0
Contract end date	31/03/2026	Baseline contract value	£746,229.79

ACCESS	Contract	England and Wales
24 month ratio of assessments to patient IDs	1.01	1.08

ACTIVITY	Contract
Contract assess and fit appliances (case starts) as a percentage of Area Team case starts	7.1 %

Cumulative percentage of contracted UOA delivered 2018 & 2019



Month	Adjusted Scheduled Activity (UOA)		
	2017	2018	2019
April	481	247	494
May	1,468	869	1,655
June	2,448	1,359	2,178
July	3,678	2,771	3,618
August	3,899	4,154	4,689
September	4,654	4,800	4,905
October	5,875	6,700	5,819
November	6,812	7,792	6,472
December	7,320	8,532	7,203
January	8,193	8,870	8,102
February	9,478	9,886	10,368
March	10,771	10,321	11,694
April	11,887	11,290	
May	11,930	11,290	
June	11,930	11,290	

#### QUANTITY METRICS (rolling 12 month period)

	Contract Quantity	Contract Base Number	Contract *	Area Team	Region	England
% of all assessments that were assess and fit appliances (case starts)	589	1,098	53.6%	55.5%	58.6%	59.2%
% of all assessments that were assess and refuse	134	1,098	12.2%	17.1%	11.7%	12.0%
% of all assessments that were assess and review	375	1,098	34.2%	27.4%	29.7%	28.8%
% of case starts with a reported IOTN of 3 and Aesthetic Component of 5 or below	61	589	10.4%	1.0%	0.2%	0.1%
% of case starts with a reported IOTN of 3 and Aesthetic Component of 6 or above	13	589	2.2%	3.9%	3.2%	3.9%
% of case starts with a reported IOTN of 4	428	589	72.7%	73.0%	77.5%	77.6%
% of case starts with a reported IOTN of 5	80	589	13.6%	17.8%	17.2%	16.7 %
% of concluded courses in receipt of dual-arch fixed appliances	365	525	69.5%	73.2%	70.6%	72.9%
% of concluded courses where treatment was abandoned or discontinued	24	525	4.6%	7.5%	9.2%	8.7%
% of patients satisfied with the treatment they have received	9	9	100.0%	94.9%	96.4%	95.7%

\* Figures in italics indicate that the base number is less than 100.

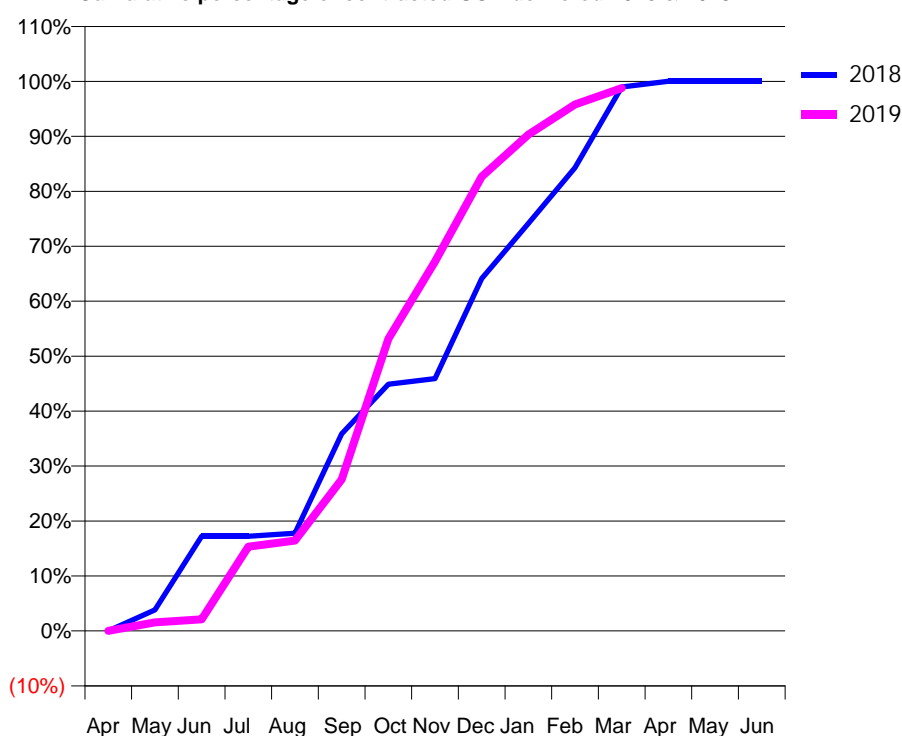
### Q70 - Vital Signs Orthodontic At a Glance Contract Report for 151904/0002 - March 2019

Name or company name	Besher Al Aswad	18/19 Contracted general activity (UDA)	0
Contract type name	PDS Contract	Carry forward general activity (UDA)	0
Purpose of contract	General and Orthodontic	18/19 Contracted orthodontic activity (UOA)	4,000
Contract start date	01/04/2015	Carry forward orthodontic activity (UOA)	0
Contract end date	31/03/2019	Baseline contract value	£243,156.35

ACCESS	Contract	England and Wales
24 month ratio of assessments to patient IDs	1.00	1.08

ACTIVITY	Contract
Contract assess and fit appliances (case starts) as a percentage of Area Team case starts	2.2 %

Cumulative percentage of contracted UOA delivered 2018 & 2019



Month	Adjusted Scheduled Activity (UOA)		
	2017	2018	2019
April	0	0	0
May	0	154	63
June	1	690	85
July	131	690	613
August	1,286	711	658
September	1,749	1,434	1,103
October	2,144	1,795	2,126
November	2,144	1,837	2,688
December	3,310	2,565	3,307
January	3,769	2,966	3,612
February	3,811	3,372	3,832
March	3,937	3,959	3,951
April	4,021	4,001	
May	4,021	4,001	
June	4,021	4,001	

### QUANTITY METRICS (rolling 12 month period)

	Contract Quantity	Contract Base Number	Contract *	Area Team	Region	England
% of all assessments that were assess and fit appliances (case starts)	182	364	50.0%	55.5%	58.6%	59.2%
% of all assessments that were assess and refuse	54	364	14.8%	17.1%	11.7%	12.0%
% of all assessments that were assess and review	128	364	35.2%	27.4%	29.7%	28.8%
% of case starts with a reported IOTN of 3 and Aesthetic Component of 5 or below	17	182	9.3%	1.0%	0.2%	0.1%
% of case starts with a reported IOTN of 3 and Aesthetic Component of 6 or above	5	182	2.7%	3.9%	3.2%	3.9%
% of case starts with a reported IOTN of 4	128	182	70.3%	73.0%	77.5%	77.6%
% of case starts with a reported IOTN of 5	30	182	16.5%	17.8%	17.2%	16.7 %
% of concluded courses in receipt of dual-arch fixed appliances	250	267	93.6%	73.2%	70.6%	72.9%
% of concluded courses where treatment was abandoned or discontinued	7	267	2.6%	7.5%	9.2%	8.7%
% of patients satisfied with the treatment they have received	4	4	100.0%	94.9%	96.4%	95.7%

\* Figures in italics indicate that the base number is less than 100.

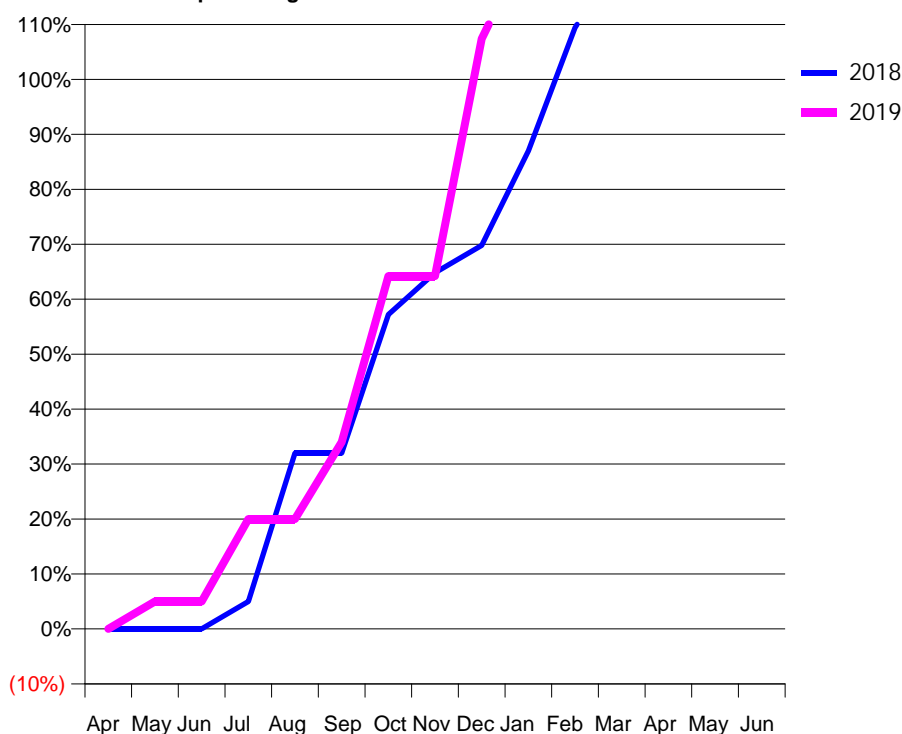
### Q70 - Vital Signs Orthodontic At a Glance Contract Report for 169269/0001 - March 2019

Name or company name	Pasadena Dental Practice Ltd	18/19 Contracted general activity (UDA)	15,000
Contract type name	GDS Contract	Carry forward general activity (UDA)	0
Purpose of contract	General and Orthodontic	18/19 Contracted orthodontic activity (UOA)	500
Contract start date	29/09/2007	Carry forward orthodontic activity (UOA)	0
Contract end date		Baseline contract value	£412,179.20

ACCESS	Contract	England and Wales
24 month ratio of assessments to patient IDs	1.15	1.08

ACTIVITY	Contract
Contract assess and fit appliances (case starts) as a percentage of Area Team case starts	0.3 %

Cumulative percentage of contracted UOA delivered 2018 & 2019



Month	Adjusted Scheduled Activity (UOA)		
	2017	2018	2019
April	10	0	0
May	10	0	25
June	40	0	25
July	256	25	100
August	256	160	100
September	280	160	170
October	395	286	321
November	445	324	321
December	511	349	537
January	512	435	622
February	618	547	623
March	620	614	623
April	854	620	
May	854	620	
June	854	620	

#### QUANTITY METRICS (rolling 12 month period)

	Contract Quantity	Contract Base Number	Contract *	Area Team	Region	England
% of all assessments that were assess and fit appliances (case starts)	28	70	40.0%	55.5%	58.6%	59.2%
% of all assessments that were assess and refuse	8	70	11.4%	17.1%	11.7%	12.0%
% of all assessments that were assess and review	34	70	48.6%	27.4%	29.7%	28.8%
% of case starts with a reported IOTN of 3 and Aesthetic Component of 5 or below	0	28	<i>N/A</i>	1.0%	0.2%	0.1%
% of case starts with a reported IOTN of 3 and Aesthetic Component of 6 or above	0	28	<i>N/A</i>	3.9%	3.2%	3.9%
% of case starts with a reported IOTN of 4	26	28	92.9%	73.0%	77.5%	77.6%
% of case starts with a reported IOTN of 5	2	28	7.1%	17.8%	17.2%	16.7%
% of concluded courses in receipt of dual-arch fixed appliances	0	14	<i>N/A</i>	73.2%	70.6%	72.9%
% of concluded courses where treatment was abandoned or discontinued	4	14	28.6%	7.5%	9.2%	8.7%
% of patients satisfied with the treatment they have received	0	0	<i>N/A</i>	94.9%	96.4%	95.7%

\* Figures in italics indicate that the base number is less than 100.

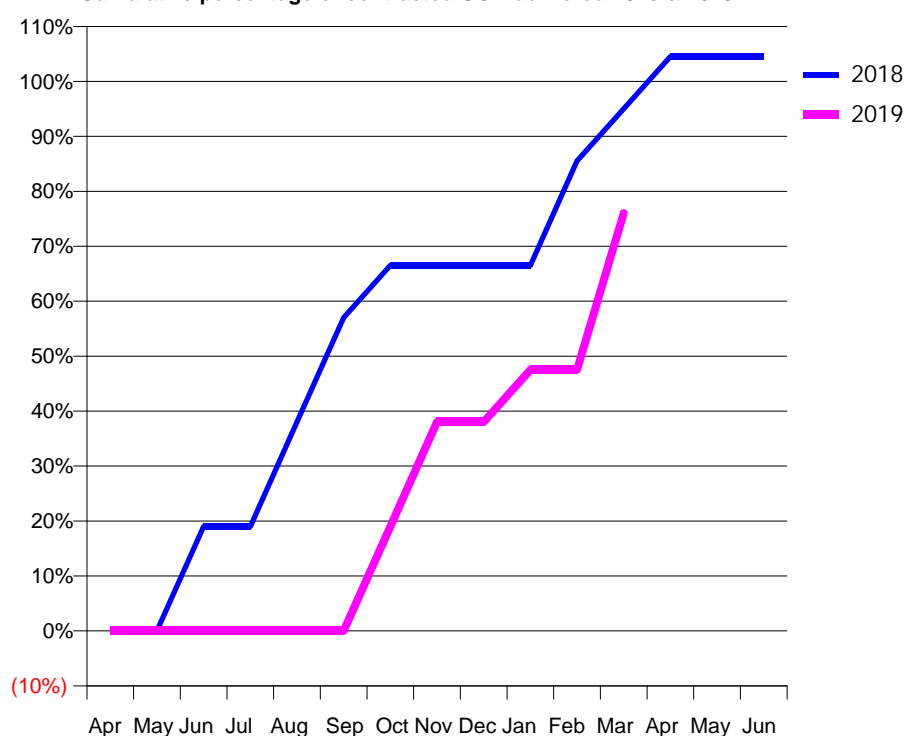
### Q70 - Vital Signs Orthodontic At a Glance Contract Report for 170046/0001 - March 2019

Name or company name	Mr T Darling	18/19 Contracted general activity (UDA)	13,766
Contract type name	GDS Contract	Carry forward general activity (UDA)	0
Purpose of contract	General and Orthodontic	18/19 Contracted orthodontic activity (UOA)	221
Contract start date	01/12/2012	Carry forward orthodontic activity (UOA)	0
Contract end date		Baseline contract value	£395,919.83

ACCESS	Contract	England and Wales
24 month ratio of assessments to patient IDs	1.00	1.08

ACTIVITY	Contract
Contract assess and fit appliances (case starts) as a percentage of Area Team case starts	0.1 %

Cumulative percentage of contracted UOA delivered 2018 & 2019



Month	Adjusted Scheduled Activity (UOA)		
	2017	2018	2019
April	0	0	0
May	0	0	0
June	0	42	0
July	21	42	0
August	21	84	0
September	21	126	0
October	21	147	42
November	84	147	84
December	147	147	84
January	168	147	105
February	231	189	105
March	231	210	168
April	231	231	
May	231	231	
June	231	231	

#### QUANTITY METRICS (rolling 12 month period)

	Contract Quantity	Contract Base Number	Contract *	Area Team	Region	England
% of all assessments that were assess and fit appliances (case starts)	9	9	100.0%	55.5%	58.6%	59.2%
% of all assessments that were assess and refuse	0	9	0.0%	17.1%	11.7%	12.0%
% of all assessments that were assess and review	0	9	0.0%	27.4%	29.7%	28.8%
% of case starts with a reported IOTN of 3 and Aesthetic Component of 5 or below	0	9	N/A	1.0%	0.2%	0.1%
% of case starts with a reported IOTN of 3 and Aesthetic Component of 6 or above	2	9	22.2%	3.9%	3.2%	3.9%
% of case starts with a reported IOTN of 4	5	9	55.6%	73.0%	77.5%	77.6%
% of case starts with a reported IOTN of 5	2	9	22.2%	17.8%	17.2%	16.7 %
% of concluded courses in receipt of dual-arch fixed appliances	8	8	100.0%	73.2%	70.6%	72.9%
% of concluded courses where treatment was abandoned or discontinued	0	8	0.0%	7.5%	9.2%	8.7%
% of patients satisfied with the treatment they have received	0	0	N/A	94.9%	96.4%	95.7%

\* Figures in italics indicate that the base number is less than 100.

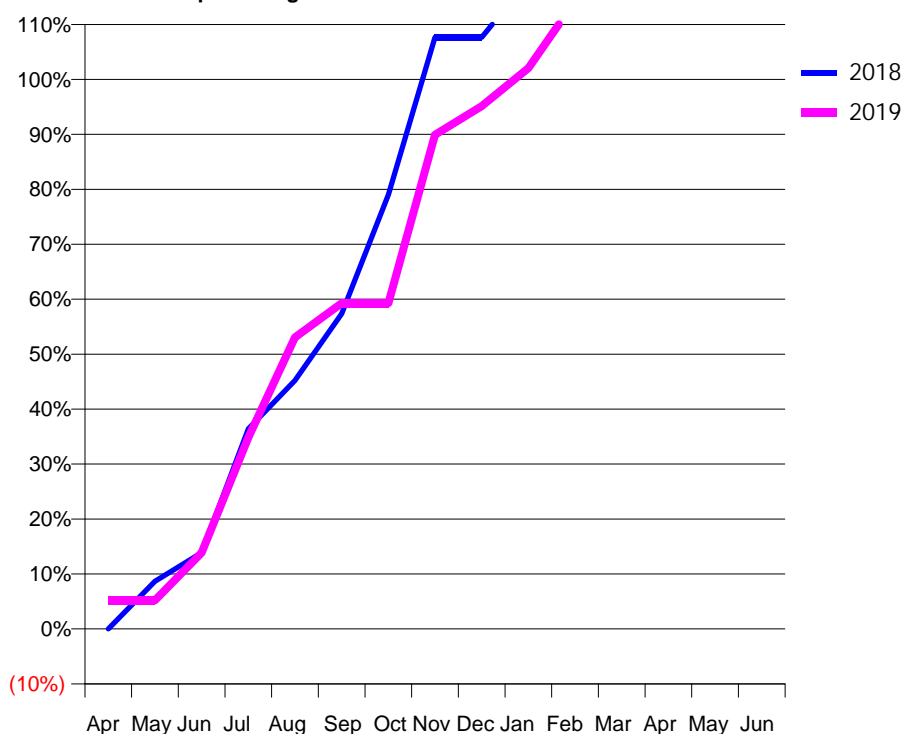
### Q70 - Vital Signs Orthodontic At a Glance Contract Report for 170747/0001 - March 2019

Name or company name	Miss P Kotecha	18/19 Contracted general activity (UDA)	16,248
Contract type name	GDS Contract	Carry forward general activity (UDA)	0
Purpose of contract	General and Orthodontic	18/19 Contracted orthodontic activity (UOA)	2,423
Contract start date	01/12/2013	Carry forward orthodontic activity (UOA)	0
Contract end date		Baseline contract value	£596,100.47

ACCESS	Contract	England and Wales
24 month ratio of assessments to patient IDs	1.01	1.08

ACTIVITY	Contract
Contract assess and fit appliances (case starts) as a percentage of Area Team case starts	1.8 %

Cumulative percentage of contracted UOA delivered 2018 & 2019



Month	Adjusted Scheduled Activity (UOA)		
	2017	2018	2019
April	121	0	126
May	226	210	126
June	373	336	336
July	528	882	844
August	570	1,096	1,285
September	889	1,390	1,436
October	1,082	1,915	1,436
November	1,943	2,608	2,179
December	2,027	2,608	2,305
January	2,027	2,860	2,473
February	2,027	2,839	2,767
March	2,258	3,662	2,914
April	2,577	3,704	
May	2,598	3,704	
June	2,598	3,704	

#### QUANTITY METRICS (rolling 12 month period)

	Contract Quantity	Contract Base Number	Contract *	Area Team	Region	England
% of all assessments that were assess and fit appliances (case starts)	145	145	100.0%	55.5%	58.6%	59.2%
% of all assessments that were assess and refuse	0	145	0.0%	17.1%	11.7%	12.0%
% of all assessments that were assess and review	0	145	0.0%	27.4%	29.7%	28.8%
% of case starts with a reported IOTN of 3 and Aesthetic Component of 5 or below	0	145	N/A	1.0%	0.2%	0.1%
% of case starts with a reported IOTN of 3 and Aesthetic Component of 6 or above	1	145	0.7%	3.9%	3.2%	3.9%
% of case starts with a reported IOTN of 4	124	145	85.5%	73.0%	77.5%	77.6%
% of case starts with a reported IOTN of 5	20	145	13.8%	17.8%	17.2%	16.7 %
% of concluded courses in receipt of dual-arch fixed appliances	0	83	N/A	73.2%	70.6%	72.9%
% of concluded courses where treatment was abandoned or discontinued	0	83	0.0%	7.5%	9.2%	8.7%
% of patients satisfied with the treatment they have received	2	3	66.7%	94.9%	96.4%	95.7%

\* Figures in italics indicate that the base number is less than 100.

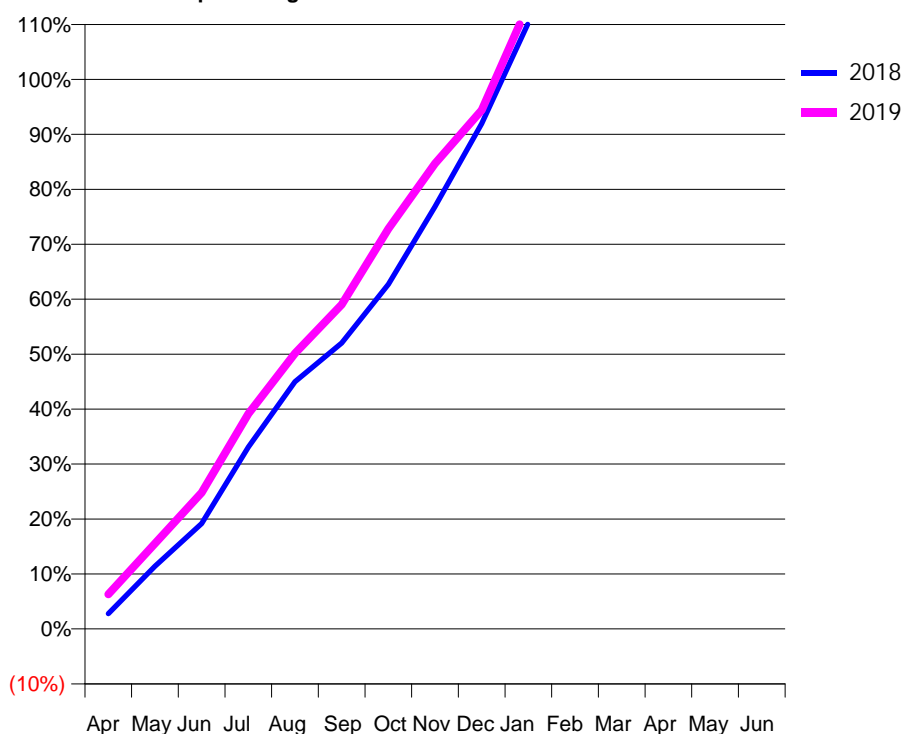
### Q70 - Vital Signs Orthodontic At a Glance Contract Report for 177261/0002 - March 2019

Name or company name	Orthoworld 2000 Ltd	18/19 Contracted general activity (UDA)	0
Contract type name	PDS Contract	Carry forward general activity (UDA)	0
Purpose of contract	General and Orthodontic	18/19 Contracted orthodontic activity (UOA)	8,429
Contract start date	01/04/2006	Carry forward orthodontic activity (UOA)	0
Contract end date	31/03/2021	Baseline contract value	£552,434.75

ACCESS	Contract	England and Wales
24 month ratio of assessments to patient IDs	1.12	1.08

ACTIVITY	Contract
Contract assess and fit appliances (case starts) as a percentage of Area Team case starts	6.7 %

Cumulative percentage of contracted UOA delivered 2018 & 2019



Month	Adjusted Scheduled Activity (UOA)		
	2017	2018	2019
April	609	234	533
May	2,912	962	1,310
June	3,642	1,616	2,090
July	3,993	2,788	3,300
August	4,423	3,792	4,227
September	5,380	4,386	4,974
October	6,160	5,286	6,138
November	6,410	6,476	7,138
December	7,427	7,751	7,955
January	8,406	9,294	9,574
February	9,755	10,809	10,789
March	10,437	11,798	11,749
April	10,546	11,854	
May	10,571	11,854	
June	10,571	11,854	

### QUANTITY METRICS (rolling 12 month period)

	Contract Quantity	Contract Base Number	Contract *	Area Team	Region	England
% of all assessments that were assess and fit appliances (case starts)	551	930	59.2%	55.5%	58.6%	59.2%
% of all assessments that were assess and refuse	238	930	25.6%	17.1%	11.7%	12.0%
% of all assessments that were assess and review	141	930	15.2%	27.4%	29.7%	28.8%
% of case starts with a reported IOTN of 3 and Aesthetic Component of 5 or below	0	551	N/A	1.0%	0.2%	0.1%
% of case starts with a reported IOTN of 3 and Aesthetic Component of 6 or above	28	551	5.1%	3.9%	3.2%	3.9%
% of case starts with a reported IOTN of 4	424	551	77.0%	73.0%	77.5%	77.6%
% of case starts with a reported IOTN of 5	98	551	17.8%	17.8%	17.2%	16.7 %
% of concluded courses in receipt of dual-arch fixed appliances	328	392	83.7%	73.2%	70.6%	72.9%
% of concluded courses where treatment was abandoned or discontinued	15	392	3.8%	7.5%	9.2%	8.7%
% of patients satisfied with the treatment they have received	6	6	100.0%	94.9%	96.4%	95.7%

\* Figures in italics indicate that the base number is less than 100.

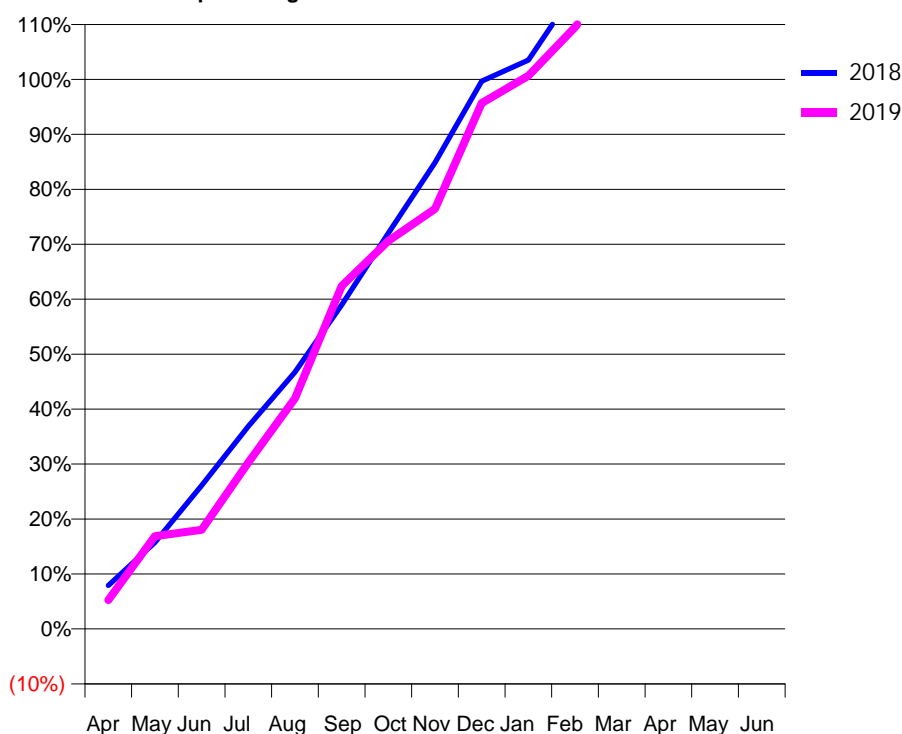
### Q70 - Vital Signs Orthodontic At a Glance Contract Report for 181595/0002 - March 2019

Name or company name	Mr D Tehrani Yeganeh	18/19 Contracted general activity (UDA)	0
Contract type name	PDS Contract	Carry forward general activity (UDA)	0
Purpose of contract	General and Orthodontic	18/19 Contracted orthodontic activity (UOA)	7,684
Contract start date	01/04/2010	Carry forward orthodontic activity (UOA)	0
Contract end date	31/03/2020	Baseline contract value	£574,898.93

ACCESS	Contract	England and Wales
24 month ratio of assessments to patient IDs	1.11	1.08

ACTIVITY	Contract
Contract assess and fit appliances (case starts) as a percentage of Area Team case starts	5.2 %

Cumulative percentage of contracted UOA delivered 2018 & 2019



Month	Adjusted Scheduled Activity (UOA)		
	2017	2018	2019
April	-1,651	609	403
May	-957	1,210	1,297
June	-409	2,005	1,386
July	417	2,835	2,328
August	1,503	3,591	3,224
September	2,753	4,530	4,795
October	3,698	5,535	5,425
November	4,609	6,520	5,872
December	5,665	7,659	7,351
January	6,519	7,953	7,734
February	7,938	8,923	8,412
March	9,016	9,191	9,265
April	9,246	9,211	
May	9,263	9,211	
June	9,263	9,211	

#### QUANTITY METRICS (rolling 12 month period)

	Contract Quantity	Contract Base Number	Contract *	Area Team	Region	England
% of all assessments that were assess and fit appliances (case starts)	434	1,010	43.0%	55.5%	58.6%	59.2%
% of all assessments that were assess and refuse	233	1,010	23.1%	17.1%	11.7%	12.0%
% of all assessments that were assess and review	343	1,010	34.0%	27.4%	29.7%	28.8%
% of case starts with a reported IOTN of 3 and Aesthetic Component of 5 or below	0	434	N/A	1.0%	0.2%	0.1%
% of case starts with a reported IOTN of 3 and Aesthetic Component of 6 or above	36	434	8.3%	3.9%	3.2%	3.9%
% of case starts with a reported IOTN of 4	379	434	87.3%	73.0%	77.5%	77.6%
% of case starts with a reported IOTN of 5	19	434	4.4%	17.8%	17.2%	16.7 %
% of concluded courses in receipt of dual-arch fixed appliances	484	509	95.1%	73.2%	70.6%	72.9%
% of concluded courses where treatment was abandoned or discontinued	20	509	3.9%	7.5%	9.2%	8.7%
% of patients satisfied with the treatment they have received	5	5	100.0%	94.9%	96.4%	95.7%

\* Figures in italics indicate that the base number is less than 100.



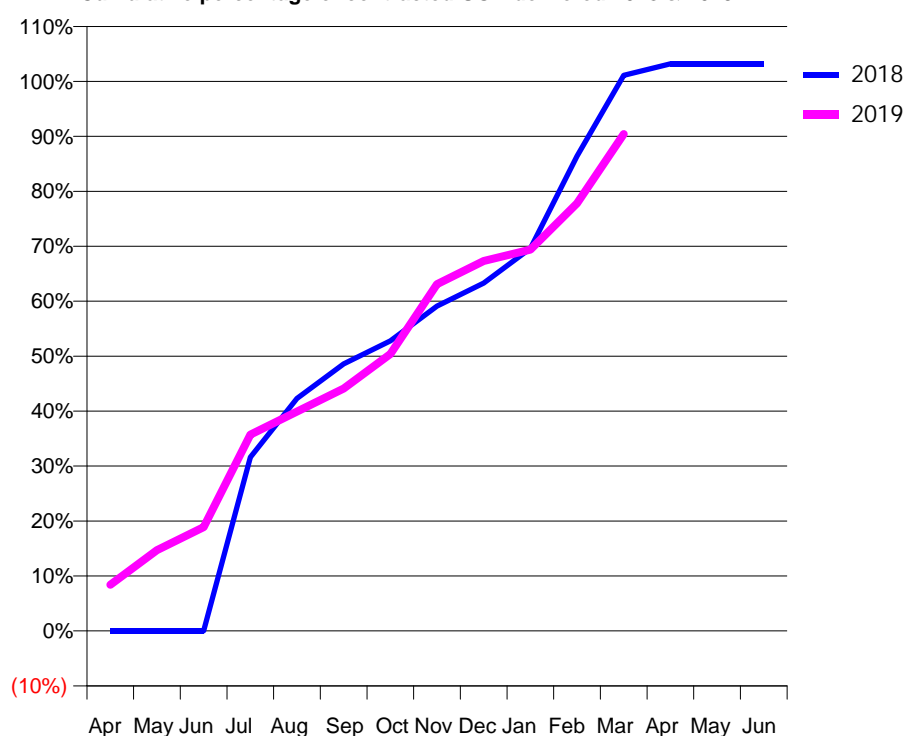
### Q70 - Vital Signs Orthodontic At a Glance Contract Report for 183563/0001 - March 2019

Name or company name	Madeira Road Partnership	18/19 Contracted general activity (UDA)	11,520
Contract type name	GDS Contract	Carry forward general activity (UDA)	0
Purpose of contract	General and Orthodontic	18/19 Contracted orthodontic activity (UOA)	1,000
Contract start date	01/04/2006	Carry forward orthodontic activity (UOA)	0
Contract end date		Baseline contract value	£350,301.79

ACCESS	Contract	England and Wales
24 month ratio of assessments to patient IDs	1.00	1.08

ACTIVITY	Contract
Contract assess and fit appliances (case starts) as a percentage of Area Team case starts	0.5 %

Cumulative percentage of contracted UOA delivered 2018 & 2019



Month	Adjusted Scheduled Activity (UOA)		
	2017	2018	2019
April	0	0	84
May	0	0	147
June	0	0	189
July	0	316	357
August	0	423	399
September	0	486	441
October	0	528	504
November	0	591	631
December	0	633	673
January	0	696	694
February	0	864	778
March	0	1,011	904
April	0	1,032	
May	0	1,032	
June	0	1,032	

#### QUANTITY METRICS (rolling 12 month period)

	Contract Quantity	Contract Base Number	Contract *	Area Team	Region	England
% of all assessments that were assess and fit appliances (case starts)	44	45	97.8%	55.5%	58.6%	59.2%
% of all assessments that were assess and refuse	1	45	2.2%	17.1%	11.7%	12.0%
% of all assessments that were assess and review	0	45	0.0%	27.4%	29.7%	28.8%
% of case starts with a reported IOTN of 3 and Aesthetic Component of 5 or below	0	44	N/A	1.0%	0.2%	0.1%
% of case starts with a reported IOTN of 3 and Aesthetic Component of 6 or above	4	44	9.1%	3.9%	3.2%	3.9%
% of case starts with a reported IOTN of 4	35	44	79.5%	73.0%	77.5%	77.6%
% of case starts with a reported IOTN of 5	5	44	11.4%	17.8%	17.2%	16.7 %
% of concluded courses in receipt of dual-arch fixed appliances	48	53	90.6%	73.2%	70.6%	72.9%
% of concluded courses where treatment was abandoned or discontinued	3	53	5.7%	7.5%	9.2%	8.7%
% of patients satisfied with the treatment they have received	1	1	100.0%	94.9%	96.4%	95.7%

\* Figures in italics indicate that the base number is less than 100.

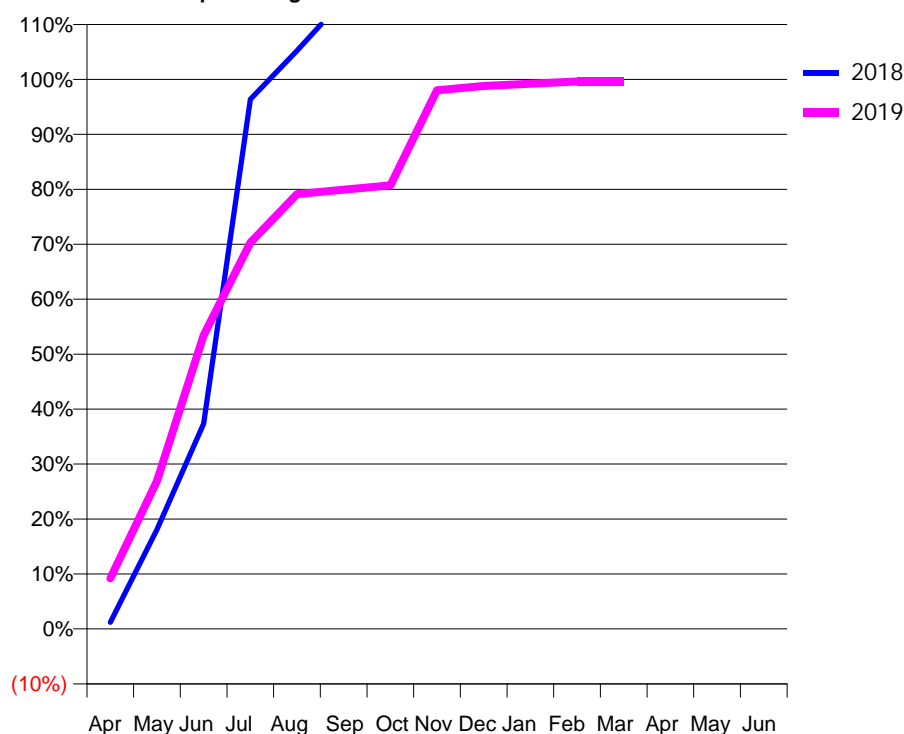
### Q70 - Vital Signs Orthodontic At a Glance Contract Report for 188492/0001 - March 2019

Name or company name	Guinea Court Dental Partnership	18/19 Contracted general activity (UDA)	3,500
Contract type name	GDS Contract	Carry forward general activity (UDA)	0
Purpose of contract	General and Orthodontic	18/19 Contracted orthodontic activity (UOA)	249
Contract start date	01/04/2011	Carry forward orthodontic activity (UOA)	0
Contract end date		Baseline contract value	£103,902.32

ACCESS	Contract	England and Wales
24 month ratio of assessments to patient IDs	1.33	1.08

ACTIVITY	Contract
Contract assess and fit appliances (case starts) as a percentage of Area Team case starts	0.1 %

Cumulative percentage of contracted UOA delivered 2018 & 2019



Month	Adjusted Scheduled Activity (UOA)		
	2017	2018	2019
April	-1	3	23
May	4	45	67
June	27	93	133
July	154	240	175
August	175	262	197
September	175	285	199
October	196	285	201
November	221	285	244
December	246	285	246
January	289	327	247
February	312	330	248
March	312	311	248
April	312	312	
May	312	312	
June	312	312	

#### QUANTITY METRICS (rolling 12 month period)

	Contract Quantity	Contract Base Number	Contract *	Area Team	Region	England
% of all assessments that were assess and fit appliances (case starts)	11	29	37.9%	55.5%	58.6%	59.2%
% of all assessments that were assess and refuse	7	29	24.1%	17.1%	11.7%	12.0%
% of all assessments that were assess and review	11	29	37.9%	27.4%	29.7%	28.8%
% of case starts with a reported IOTN of 3 and Aesthetic Component of 5 or below	0	11	<i>N/A</i>	1.0%	0.2%	0.1%
% of case starts with a reported IOTN of 3 and Aesthetic Component of 6 or above	0	11	<i>N/A</i>	3.9%	3.2%	3.9%
% of case starts with a reported IOTN of 4	8	11	72.7%	73.0%	77.5%	77.6%
% of case starts with a reported IOTN of 5	3	11	27.3%	17.8%	17.2%	16.7%
% of concluded courses in receipt of dual-arch fixed appliances	0	11	<i>N/A</i>	73.2%	70.6%	72.9%
% of concluded courses where treatment was abandoned or discontinued	1	11	9.1%	7.5%	9.2%	8.7%
% of patients satisfied with the treatment they have received	1	1	100.0%	94.9%	96.4%	95.7%

\* Figures in italics indicate that the base number is less than 100.

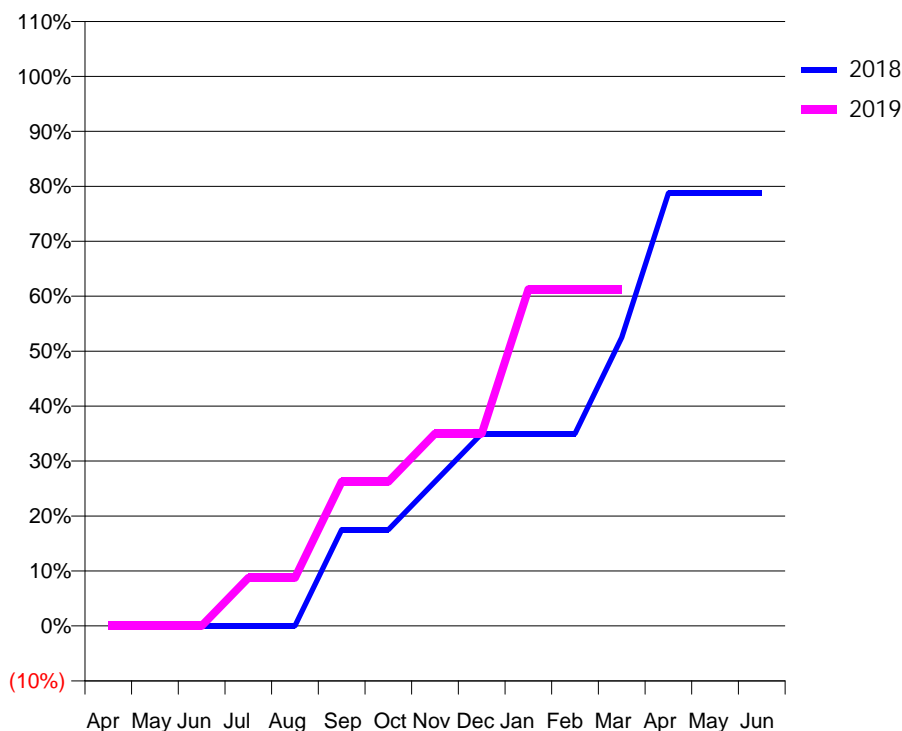
### Q70 - Vital Signs Orthodontic At a Glance Contract Report for 190195/0006 - March 2019

Name or company name	Xeon Smiles UK Ltd	18/19 Contracted general activity (UDA)	4,501
Contract type name	GDS Contract	Carry forward general activity (UDA)	0
Purpose of contract	General and Orthodontic	18/19 Contracted orthodontic activity (UOA)	240
Contract start date	09/06/2008	Carry forward orthodontic activity (UOA)	0
Contract end date		Baseline contract value	£121,706.45

ACCESS	Contract	England and Wales
24 month ratio of assessments to patient IDs	1.00	1.08

ACTIVITY	Contract
Contract assess and fit appliances (case starts) as a percentage of Area Team case starts	0.1 %

Cumulative percentage of contracted UOA delivered 2018 & 2019



Month	Adjusted Scheduled Activity (UOA)		
	2017	2018	2019
April	0	0	0
May	0	0	0
June	42	0	0
July	42	0	21
August	42	0	21
September	42	42	63
October	84	42	63
November	84	63	84
December	84	84	84
January	84	84	147
February	105	84	147
March	147	126	147
April	189	189	
May	189	189	
June	189	189	

#### QUANTITY METRICS (rolling 12 month period)

	Contract Quantity	Contract Base Number	Contract *	Area Team	Region	England
% of all assessments that were assess and fit appliances (case starts)	10	10	100.0%	55.5%	58.6%	59.2%
% of all assessments that were assess and refuse	0	10	0.0%	17.1%	11.7%	12.0%
% of all assessments that were assess and review	0	10	0.0%	27.4%	29.7%	28.8%
% of case starts with a reported IOTN of 3 and Aesthetic Component of 5 or below	0	10	N/A	1.0%	0.2%	0.1%
% of case starts with a reported IOTN of 3 and Aesthetic Component of 6 or above	0	10	N/A	3.9%	3.2%	3.9%
% of case starts with a reported IOTN of 4	7	10	70.0%	73.0%	77.5%	77.6%
% of case starts with a reported IOTN of 5	3	10	30.0%	17.8%	17.2%	16.7 %
% of concluded courses in receipt of dual-arch fixed appliances	0	0	N/A	73.2%	70.6%	72.9%
% of concluded courses where treatment was abandoned or discontinued	0	0	N/A	7.5%	9.2%	8.7%
% of patients satisfied with the treatment they have received	0	0	N/A	94.9%	96.4%	95.7%

\* Figures in italics indicate that the base number is less than 100.

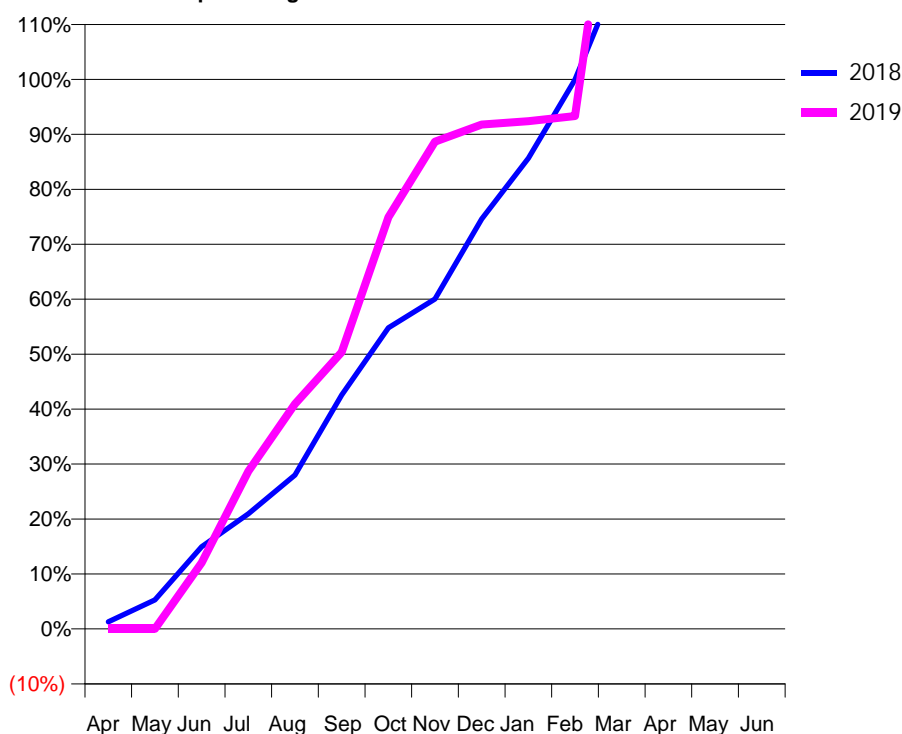
### Q70 - Vital Signs Orthodontic At a Glance Contract Report for 191396/0001 - March 2019

Name or company name	Elizabeth Richardson (trading as Basingstoke Orthoc	18/19 Contracted general activity (UDA)	0
Contract type name	PDS Contract	Carry forward general activity (UDA)	0
Purpose of contract	General and Orthodontic	18/19 Contracted orthodontic activity (UOA)	3,473
Contract start date	01/05/2015	Carry forward orthodontic activity (UOA)	0
Contract end date	31/03/2019	Baseline contract value	£211,522.03

ACCESS	Contract	England and Wales
24 month ratio of assessments to patient IDs	1.05	1.08

ACTIVITY	Contract
Contract assess and fit appliances (case starts) as a percentage of Area Team case starts	3.2 %

Cumulative percentage of contracted UOA delivered 2018 & 2019



Month	Adjusted Scheduled Activity (UOA)		
	2017	2018	2019
April	23	45	0
May	230	184	0
June	334	520	419
July	535	728	996
August	663	973	1,421
September	795	1,478	1,749
October	1,298	1,903	2,602
November	1,798	2,085	3,079
December	2,229	2,590	3,187
January	2,667	2,975	3,209
February	3,185	3,472	3,241
March	4,000	4,190	5,297
April	4,147	4,571	
May	4,147	4,571	
June	4,147	4,576	

### QUANTITY METRICS (rolling 12 month period)

	Contract Quantity	Contract Base Number	Contract *	Area Team	Region	England
% of all assessments that were assess and fit appliances (case starts)	267	462	57.8%	55.5%	58.6%	59.2%
% of all assessments that were assess and refuse	77	462	16.7%	17.1%	11.7%	12.0%
% of all assessments that were assess and review	118	462	25.5%	27.4%	29.7%	28.8%
% of case starts with a reported IOTN of 3 and Aesthetic Component of 5 or below	0	267	N/A	1.0%	0.2%	0.1%
% of case starts with a reported IOTN of 3 and Aesthetic Component of 6 or above	5	267	1.9%	3.9%	3.2%	3.9%
% of case starts with a reported IOTN of 4	117	267	43.8%	73.0%	77.5%	77.6%
% of case starts with a reported IOTN of 5	39	267	14.6%	17.8%	17.2%	16.7 %
% of concluded courses in receipt of dual-arch fixed appliances	102	154	66.2%	73.2%	70.6%	72.9%
% of concluded courses where treatment was abandoned or discontinued	21	154	13.6%	7.5%	9.2%	8.7%
% of patients satisfied with the treatment they have received	15	15	100.0%	94.9%	96.4%	95.7%

\* Figures in italics indicate that the base number is less than 100.

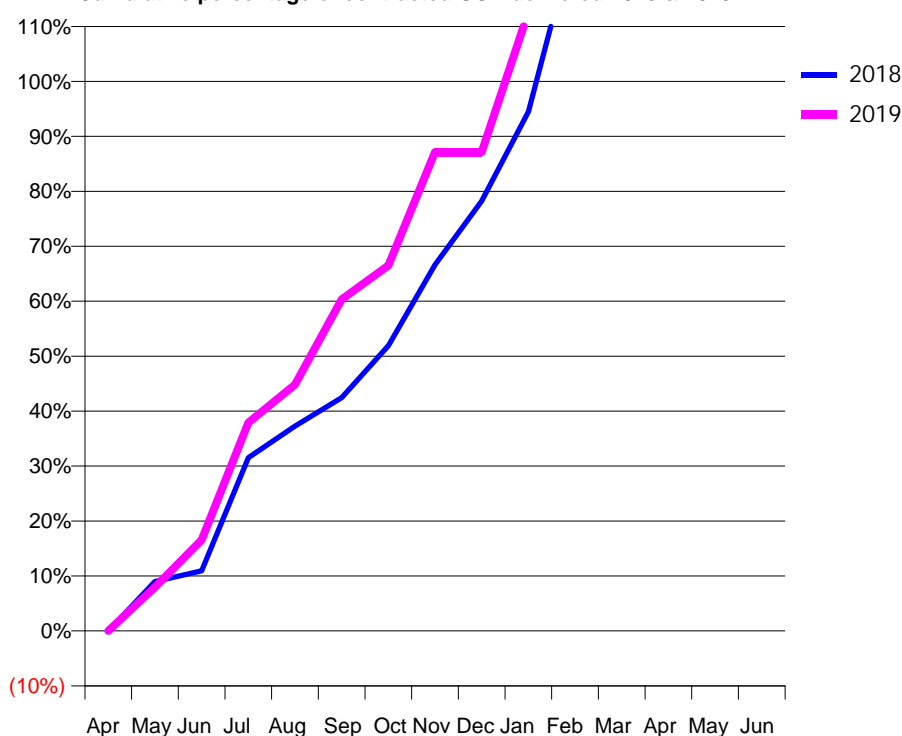
### Q70 - Vital Signs Orthodontic At a Glance Contract Report for 193682/0001 - March 2019

Name or company name	Braceurself Limited	18/19 Contracted general activity (UDA)	0
Contract type name	PDS Contract	Carry forward general activity (UDA)	0
Purpose of contract	General and Orthodontic	18/19 Contracted orthodontic activity (UOA)	3,446
Contract start date	01/04/2011	Carry forward orthodontic activity (UOA)	0
Contract end date	31/03/2019	Baseline contract value	£221,794.76

ACCESS	Contract	England and Wales
24 month ratio of assessments to patient IDs	1.03	1.08

ACTIVITY	Contract
Contract assess and fit appliances (case starts) as a percentage of Area Team case starts	3.2 %

Cumulative percentage of contracted UOA delivered 2018 & 2019



Month	Adjusted Scheduled Activity (UOA)		
	2017	2018	2019
April	211	0	0
May	421	310	275
June	803	377	571
July	1,342	1,087	1,306
August	1,516	1,284	1,544
September	1,727	1,463	2,079
October	1,902	1,789	2,292
November	2,712	2,296	3,002
December	3,108	2,696	3,002
January	3,279	3,256	3,880
February	3,491	4,361	4,010
March	4,226	4,990	5,194
April	5,157	5,488	
May	5,431	5,555	
June	5,431	5,555	

### QUANTITY METRICS (rolling 12 month period)

	Contract Quantity	Contract Base Number	Contract *	Area Team	Region	England
% of all assessments that were assess and fit appliances (case starts)	264	514	51.4%	55.5%	58.6%	59.2%
% of all assessments that were assess and refuse	51	514	9.9%	17.1%	11.7%	12.0%
% of all assessments that were assess and review	199	514	38.7%	27.4%	29.7%	28.8%
% of case starts with a reported IOTN of 3 and Aesthetic Component of 5 or below	0	264	N/A	1.0%	0.2%	0.1%
% of case starts with a reported IOTN of 3 and Aesthetic Component of 6 or above	4	264	1.5%	3.9%	3.2%	3.9%
% of case starts with a reported IOTN of 4	210	264	79.5%	73.0%	77.5%	77.6%
% of case starts with a reported IOTN of 5	41	264	15.5%	17.8%	17.2%	16.7 %
% of concluded courses in receipt of dual-arch fixed appliances	3	241	1.2%	73.2%	70.6%	72.9%
% of concluded courses where treatment was abandoned or discontinued	13	241	5.4%	7.5%	9.2%	8.7%
% of patients satisfied with the treatment they have received	8	9	88.9%	94.9%	96.4%	95.7%

\* Figures in italics indicate that the base number is less than 100.

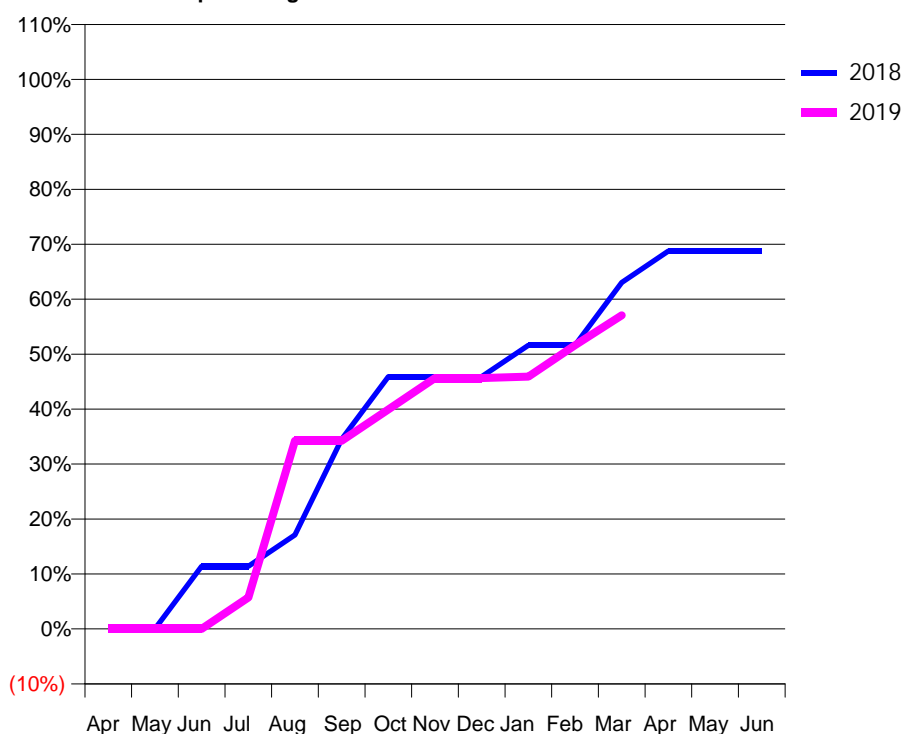
### Q70 - Vital Signs Orthodontic At a Glance Contract Report for 215066/0001 - March 2019

Name or company name	Heritage Dental Health	18/19 Contracted general activity (UDA)	1,000
Contract type name	GDS Contract	Carry forward general activity (UDA)	10
Purpose of contract	General and Orthodontic	18/19 Contracted orthodontic activity (UOA)	368
Contract start date	01/04/2006	Carry forward orthodontic activity (UOA)	0
Contract end date		Baseline contract value	£51,677.72

ACCESS	Contract	England and Wales
24 month ratio of assessments to patient IDs	1.03	1.08

ACTIVITY	Contract
Contract assess and fit appliances (case starts) as a percentage of Area Team case starts	0.1 %

Cumulative percentage of contracted UOA delivered 2018 & 2019



Month	Adjusted Scheduled Activity (UOA)		
	2017	2018	2019
April	0	0	0
May	0	0	0
June	0	42	0
July	0	42	21
August	0	63	126
September	0	127	126
October	0	169	147
November	0	169	168
December	0	169	168
January	127	190	169
February	127	190	190
March	148	232	210
April	148	253	
May	379	253	
June	379	253	

#### QUANTITY METRICS (rolling 12 month period)

	Contract Quantity	Contract Base Number	Contract *	Area Team	Region	England
% of all assessments that were assess and fit appliances (case starts)	11	12	91.7%	55.5%	58.6%	59.2%
% of all assessments that were assess and refuse	1	12	8.3%	17.1%	11.7%	12.0%
% of all assessments that were assess and review	0	12	0.0%	27.4%	29.7%	28.8%
% of case starts with a reported IOTN of 3 and Aesthetic Component of 5 or below	0	11	N/A	1.0%	0.2%	0.1%
% of case starts with a reported IOTN of 3 and Aesthetic Component of 6 or above	1	11	9.1%	3.9%	3.2%	3.9%
% of case starts with a reported IOTN of 4	6	11	54.5%	73.0%	77.5%	77.6%
% of case starts with a reported IOTN of 5	1	11	9.1%	17.8%	17.2%	16.7 %
% of concluded courses in receipt of dual-arch fixed appliances	0	16	N/A	73.2%	70.6%	72.9%
% of concluded courses where treatment was abandoned or discontinued	1	16	6.3%	7.5%	9.2%	8.7%
% of patients satisfied with the treatment they have received	0	0	N/A	94.9%	96.4%	95.7%

\* Figures in italics indicate that the base number is less than 100.

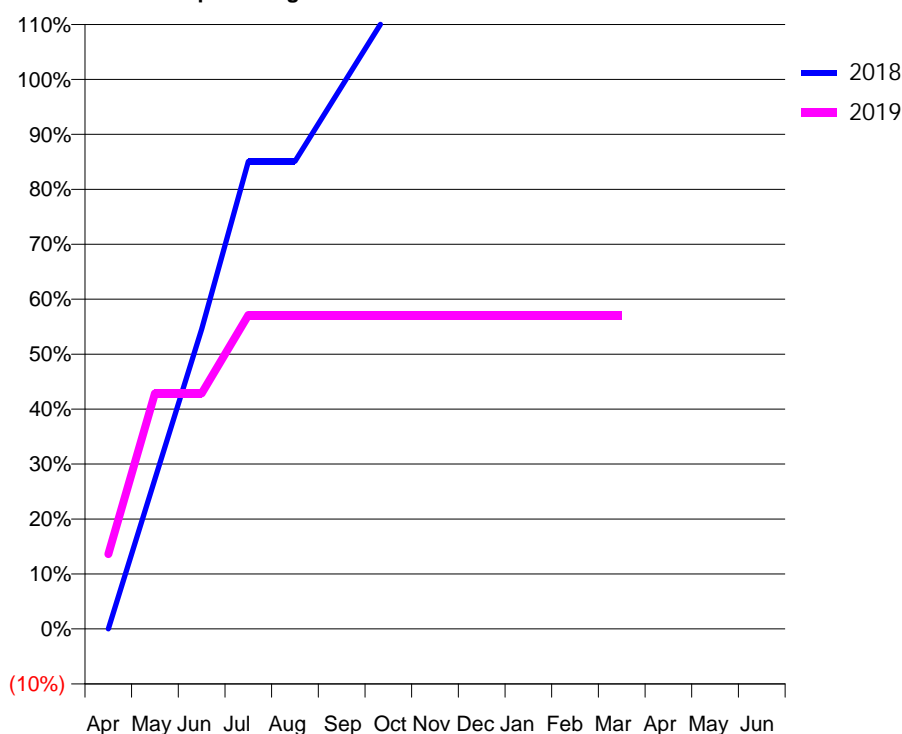
### Q70 - Vital Signs Orthodontic At a Glance Contract Report for 215872/0003 - March 2019

Name or company name	Gosport Road Partnership	18/19 Contracted general activity (UDA)	1,849
Contract type name	GDS Contract	Carry forward general activity (UDA)	35
Purpose of contract	General and Orthodontic	18/19 Contracted orthodontic activity (UOA)	154
Contract start date	01/04/2006	Carry forward orthodontic activity (UOA)	0
Contract end date		Baseline contract value	£62,860.79

ACCESS	Contract	England and Wales
24 month ratio of assessments to patient IDs	1.00	1.08

ACTIVITY	Contract
Contract assess and fit appliances (case starts) as a percentage of Area Team case starts	0.1 %

Cumulative percentage of contracted UOA delivered 2018 & 2019



Month	Adjusted Scheduled Activity (UOA)		
	2017	2018	2019
April	0	0	21
May	0	42	66
June	0	84	66
July	0	131	88
August	0	131	88
September	21	152	88
October	21	173	88
November	24	173	88
December	25	173	88
January	76	173	88
February	119	194	88
March	207	194	88
April	207	194	
May	207	215	
June	207	215	

#### QUANTITY METRICS (rolling 12 month period)

	Contract Quantity	Contract Base Number	Contract *	Area Team	Region	England
% of all assessments that were assess and fit appliances (case starts)	5	9	55.6%	55.5%	58.6%	59.2%
% of all assessments that were assess and refuse	0	9	0.0%	17.1%	11.7%	12.0%
% of all assessments that were assess and review	4	9	44.4%	27.4%	29.7%	28.8%
% of case starts with a reported IOTN of 3 and Aesthetic Component of 5 or below	0	5	N/A	1.0%	0.2%	0.1%
% of case starts with a reported IOTN of 3 and Aesthetic Component of 6 or above	0	5	N/A	3.9%	3.2%	3.9%
% of case starts with a reported IOTN of 4	3	5	60.0%	73.0%	77.5%	77.6%
% of case starts with a reported IOTN of 5	2	5	40.0%	17.8%	17.2%	16.7 %
% of concluded courses in receipt of dual-arch fixed appliances	0	4	N/A	73.2%	70.6%	72.9%
% of concluded courses where treatment was abandoned or discontinued	0	4	0.0%	7.5%	9.2%	8.7%
% of patients satisfied with the treatment they have received	0	0	N/A	94.9%	96.4%	95.7%

\* Figures in italics indicate that the base number is less than 100.

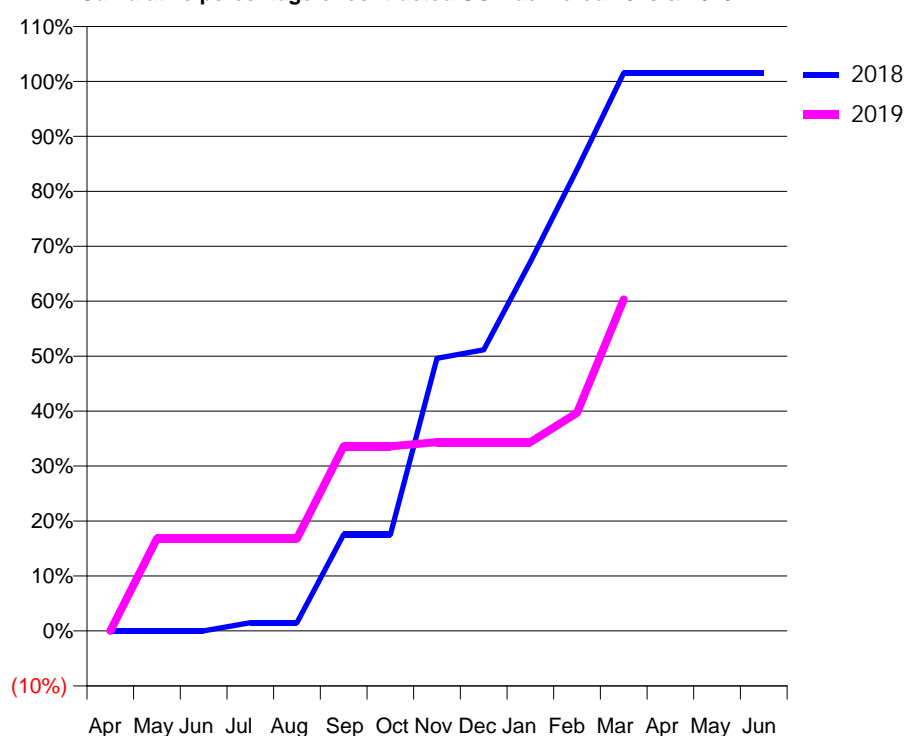
### Q70 - Vital Signs Orthodontic At a Glance Contract Report for 221252/0001 - March 2019

Name or company name	East End Lodge Dental Partnership	18/19 Contracted general activity (UDA)	1,500
Contract type name	GDS Contract	Carry forward general activity (UDA)	0
Purpose of contract	General and Orthodontic	18/19 Contracted orthodontic activity (UOA)	131
Contract start date	01/04/2006	Carry forward orthodontic activity (UOA)	0
Contract end date		Baseline contract value	£48,723.79

ACCESS	Contract	England and Wales
24 month ratio of assessments to patient IDs	1.08	1.08

ACTIVITY	Contract
Contract assess and fit appliances (case starts) as a percentage of Area Team case starts	0.1 %

Cumulative percentage of contracted UOA delivered 2018 & 2019



Month	Adjusted Scheduled Activity (UOA)		
	2017	2018	2019
April	1	0	0
May	5	0	22
June	5	0	22
July	6	2	22
August	7	2	22
September	32	23	44
October	32	23	44
November	32	65	45
December	33	67	45
January	54	88	45
February	60	110	52
March	103	133	79
April	124	133	
May	124	133	
June	124	133	

#### QUANTITY METRICS (rolling 12 month period)

	Contract Quantity	Contract Base Number	Contract *	Area Team	Region	England
% of all assessments that were assess and fit appliances (case starts)	5	13	38.5%	55.5%	58.6%	59.2%
% of all assessments that were assess and refuse	0	13	0.0%	17.1%	11.7%	12.0%
% of all assessments that were assess and review	8	13	61.5%	27.4%	29.7%	28.8%
% of case starts with a reported IOTN of 3 and Aesthetic Component of 5 or below	0	5	N/A	1.0%	0.2%	0.1%
% of case starts with a reported IOTN of 3 and Aesthetic Component of 6 or above	0	5	N/A	3.9%	3.2%	3.9%
% of case starts with a reported IOTN of 4	5	5	100.0%	73.0%	77.5%	77.6%
% of case starts with a reported IOTN of 5	0	5	N/A	17.8%	17.2%	16.7 %
% of concluded courses in receipt of dual-arch fixed appliances	0	0	N/A	73.2%	70.6%	72.9%
% of concluded courses where treatment was abandoned or discontinued	0	0	N/A	7.5%	9.2%	8.7%
% of patients satisfied with the treatment they have received	0	0	N/A	94.9%	96.4%	95.7%

\* Figures in italics indicate that the base number is less than 100.



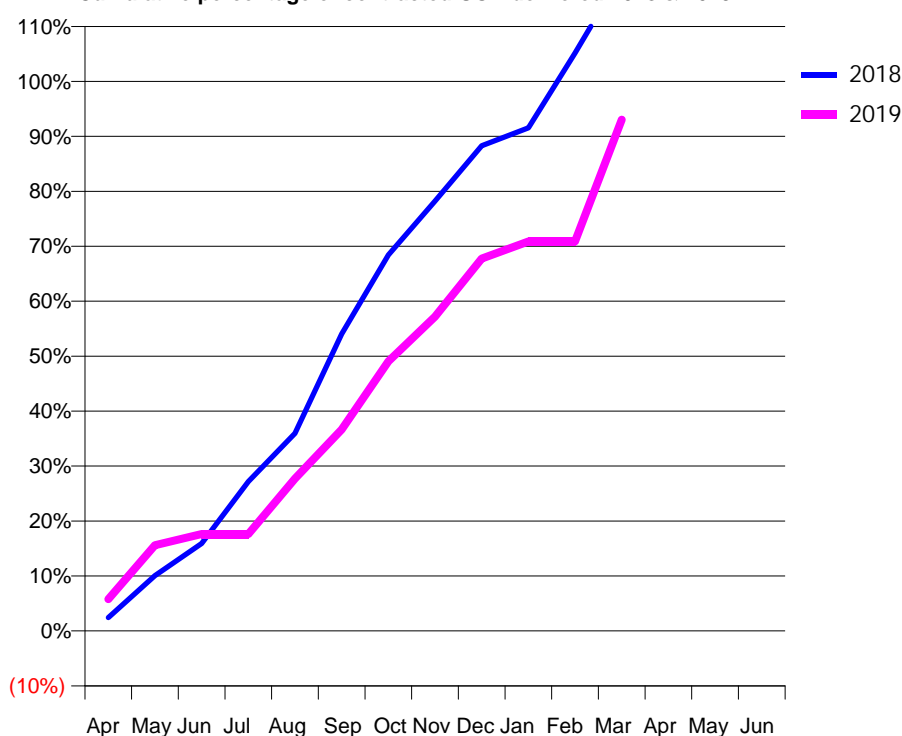
### Q70 - Vital Signs Orthodontic At a Glance Contract Report for 250481/0002 - March 2019

Name or company name	MR GK FLATISCHLER	18/19 Contracted general activity (UDA)	0
Contract type name	PDS Contract	Carry forward general activity (UDA)	0
Purpose of contract	General and Orthodontic	18/19 Contracted orthodontic activity (UOA)	10,372
Contract start date	01/04/2006	Carry forward orthodontic activity (UOA)	0
Contract end date	31/03/2019	Baseline contract value	£691,622.85

ACCESS	Contract	England and Wales
24 month ratio of assessments to patient IDs	1.06	1.08

ACTIVITY	Contract
Contract assess and fit appliances (case starts) as a percentage of Area Team case starts	5.6 %

Cumulative percentage of contracted UOA delivered 2018 & 2019



Month	Adjusted Scheduled Activity (UOA)		
	2017	2018	2019
April	-61	254	601
May	692	1,044	1,617
June	1,457	1,652	1,829
July	1,991	2,821	1,829
August	2,828	3,728	2,874
September	3,778	5,604	3,802
October	5,140	7,097	5,088
November	6,442	8,111	5,931
December	6,442	9,156	7,025
January	8,622	9,496	7,352
February	11,151	10,905	7,352
March	11,840	12,391	9,650
April	12,434	12,800	
May	12,520	12,802	
June	12,520	12,802	

### QUANTITY METRICS (rolling 12 month period)

	Contract Quantity	Contract Base Number	Contract *	Area Team	Region	England
% of all assessments that were assess and fit appliances (case starts)	464	813	57.1%	55.5%	58.6%	59.2%
% of all assessments that were assess and refuse	163	813	20.0%	17.1%	11.7%	12.0%
% of all assessments that were assess and review	186	813	22.9%	27.4%	29.7%	28.8%
% of case starts with a reported IOTN of 3 and Aesthetic Component of 5 or below	0	464	N/A	1.0%	0.2%	0.1%
% of case starts with a reported IOTN of 3 and Aesthetic Component of 6 or above	19	464	4.1%	3.9%	3.2%	3.9%
% of case starts with a reported IOTN of 4	342	464	73.7%	73.0%	77.5%	77.6%
% of case starts with a reported IOTN of 5	103	464	22.2%	17.8%	17.2%	16.7 %
% of concluded courses in receipt of dual-arch fixed appliances	0	148	N/A	73.2%	70.6%	72.9%
% of concluded courses where treatment was abandoned or discontinued	16	148	10.8%	7.5%	9.2%	8.7%
% of patients satisfied with the treatment they have received	5	6	83.3%	94.9%	96.4%	95.7%

\* Figures in italics indicate that the base number is less than 100.

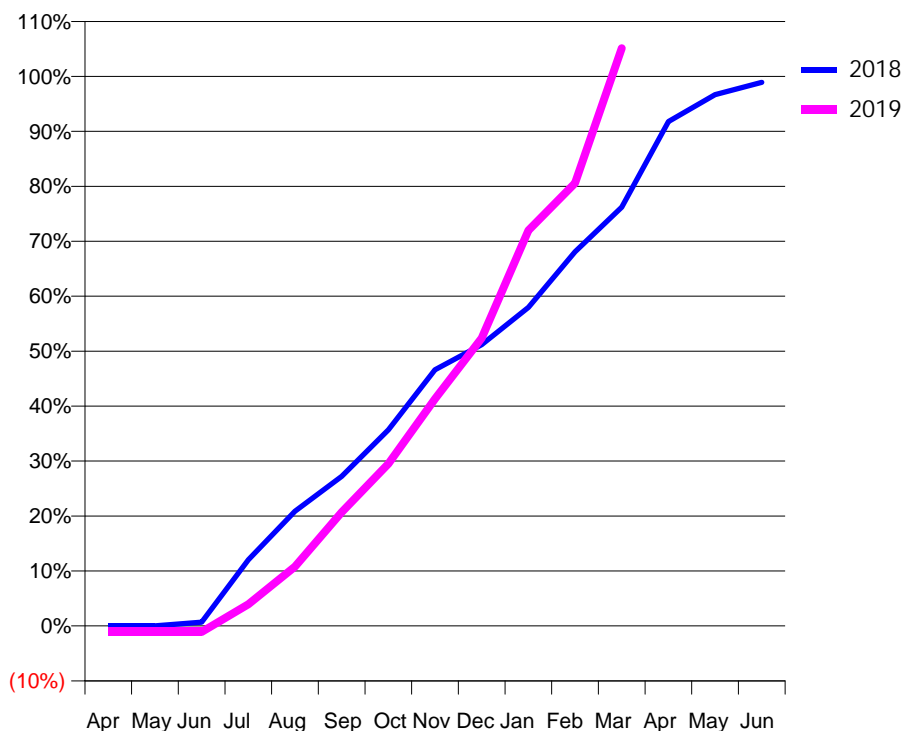
### Q70 - Vital Signs Orthodontic At a Glance Contract Report for 254169/0002 - March 2019

Name or company name	MR V KONTOGIANNIS	18/19 Contracted general activity (UDA)	0
Contract type name	PDS Contract	Carry forward general activity (UDA)	0
Purpose of contract	General and Orthodontic	18/19 Contracted orthodontic activity (UOA)	3,869
Contract start date	01/04/2006	Carry forward orthodontic activity (UOA)	43
Contract end date	31/03/2026	Baseline contract value	£258,026.11

ACCESS	Contract	England and Wales
24 month ratio of assessments to patient IDs	1.06	1.08

ACTIVITY	Contract
Contract assess and fit appliances (case starts) as a percentage of Area Team case starts	2.7 %

Cumulative percentage of contracted UOA delivered 2018 & 2019



Month	Adjusted Scheduled Activity (UOA)		
	2017	2018	2019
April	2	0	-43
May	2	0	-43
June	2	27	-43
July	270	466	153
August	388	808	417
September	959	1,053	800
October	980	1,381	1,142
November	1,773	1,803	1,598
December	2,360	1,981	2,027
January	2,360	2,243	2,784
February	3,159	2,634	3,118
March	3,506	2,949	4,067
April	3,550	3,550	
May	4,540	3,740	
June	4,591	3,826	

#### QUANTITY METRICS (rolling 12 month period)

	Contract Quantity	Contract Base Number	Contract *	Area Team	Region	England
% of all assessments that were assess and fit appliances (case starts)	227	548	41.4%	55.5%	58.6%	59.2%
% of all assessments that were assess and refuse	170	548	31.0%	17.1%	11.7%	12.0%
% of all assessments that were assess and review	151	548	27.6%	27.4%	29.7%	28.8%
% of case starts with a reported IOTN of 3 and Aesthetic Component of 5 or below	0	227	N/A	1.0%	0.2%	0.1%
% of case starts with a reported IOTN of 3 and Aesthetic Component of 6 or above	11	227	4.8%	3.9%	3.2%	3.9%
% of case starts with a reported IOTN of 4	171	227	75.3%	73.0%	77.5%	77.6%
% of case starts with a reported IOTN of 5	41	227	18.1%	17.8%	17.2%	16.7 %
% of concluded courses in receipt of dual-arch fixed appliances	0	126	N/A	73.2%	70.6%	72.9%
% of concluded courses where treatment was abandoned or discontinued	11	126	8.7%	7.5%	9.2%	8.7%
% of patients satisfied with the treatment they have received	4	5	80.0%	94.9%	96.4%	95.7%

\* Figures in italics indicate that the base number is less than 100.

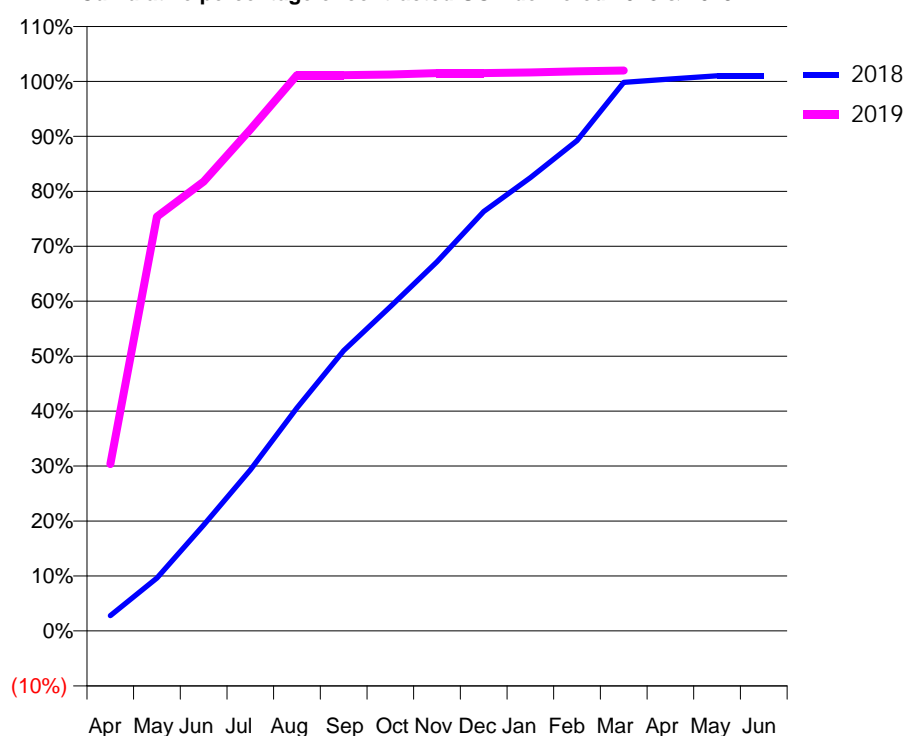
### Q70 - Vital Signs Orthodontic At a Glance Contract Report for 310360/0001 - March 2019

Name or company name	MRS ME LAMMIMAN	18/19 Contracted general activity (UDA)	0
Contract type name	PDS Contract	Carry forward general activity (UDA)	0
Purpose of contract	General and Orthodontic	18/19 Contracted orthodontic activity (UOA)	671
Contract start date	01/04/2006	Carry forward orthodontic activity (UOA)	0
Contract end date	31/03/2019	Baseline contract value	£262,339.92

ACCESS	Contract	England and Wales
24 month ratio of assessments to patient IDs	1.06	1.08

ACTIVITY	Contract
Contract assess and fit appliances (case starts) as a percentage of Area Team case starts	0.4 %

Cumulative percentage of contracted UOA delivered 2018 & 2019



Month	Adjusted Scheduled Activity (UOA)		
	2017	2018	2019
April	260	112	204
May	547	388	506
June	779	775	549
July	1,541	1,180	612
August	1,963	1,635	679
September	2,325	2,055	679
October	2,684	2,377	679
November	3,084	2,706	681
December	3,423	3,073	681
January	3,573	3,322	682
February	3,911	3,592	683
March	4,032	4,019	684
April	4,159	4,044	
May	4,159	4,067	
June	4,159	4,067	

#### QUANTITY METRICS (rolling 12 month period)

	Contract Quantity	Contract Base Number	Contract *	Area Team	Region	England
% of all assessments that were assess and fit appliances (case starts)	33	59	55.9%	55.5%	58.6%	59.2%
% of all assessments that were assess and refuse	0	59	0.0%	17.1%	11.7%	12.0%
% of all assessments that were assess and review	26	59	44.1%	27.4%	29.7%	28.8%
% of case starts with a reported IOTN of 3 and Aesthetic Component of 5 or below	1	33	3.0%	1.0%	0.2%	0.1%
% of case starts with a reported IOTN of 3 and Aesthetic Component of 6 or above	2	33	6.1%	3.9%	3.2%	3.9%
% of case starts with a reported IOTN of 4	20	33	60.6%	73.0%	77.5%	77.6%
% of case starts with a reported IOTN of 5	9	33	27.3%	17.8%	17.2%	16.7 %
% of concluded courses in receipt of dual-arch fixed appliances	200	223	89.7%	73.2%	70.6%	72.9%
% of concluded courses where treatment was abandoned or discontinued	18	223	8.1%	7.5%	9.2%	8.7%
% of patients satisfied with the treatment they have received	0	1	0.0%	94.9%	96.4%	95.7%

\* Figures in italics indicate that the base number is less than 100.

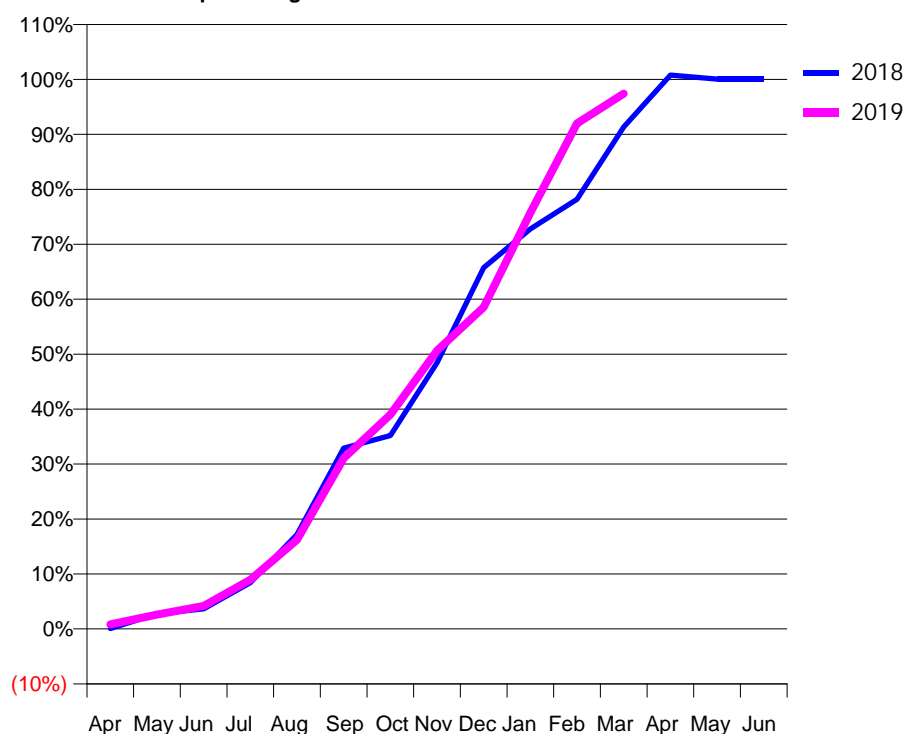
### Q70 - Vital Signs Orthodontic At a Glance Contract Report for 332682/0001 - March 2019

Name or company name	MRS EC WEEKS	18/19 Contracted general activity (UDA)	0
Contract type name	PDS Contract	Carry forward general activity (UDA)	0
Purpose of contract	General and Orthodontic	18/19 Contracted orthodontic activity (UOA)	2,730
Contract start date	01/04/2006	Carry forward orthodontic activity (UOA)	0
Contract end date	31/03/2019	Baseline contract value	£166,712.55

ACCESS	Contract	England and Wales
24 month ratio of assessments to patient IDs	1.02	1.08

ACTIVITY	Contract
Contract assess and fit appliances (case starts) as a percentage of Area Team case starts	1.7 %

Cumulative percentage of contracted UOA delivered 2018 & 2019



Month	Adjusted Scheduled Activity (UOA)		
	2017	2018	2019
April	-111	2	23
May	-48	75	71
June	141	100	114
July	382	230	245
August	490	469	443
September	679	898	848
October	1,127	961	1,065
November	1,573	1,322	1,382
December	1,644	1,795	1,598
January	1,777	1,987	2,068
February	2,029	2,134	2,511
March	2,391	2,494	2,659
April	2,731	2,751	
May	2,731	2,731	
June	2,731	2,731	

### QUANTITY METRICS (rolling 12 month period)

	Contract Quantity	Contract Base Number	Contract *	Area Team	Region	England
% of all assessments that were assess and fit appliances (case starts)	138	189	73.0%	55.5%	58.6%	59.2%
% of all assessments that were assess and refuse	25	189	13.2%	17.1%	11.7%	12.0%
% of all assessments that were assess and review	26	189	13.8%	27.4%	29.7%	28.8%
% of case starts with a reported IOTN of 3 and Aesthetic Component of 5 or below	0	138	N/A	1.0%	0.2%	0.1%
% of case starts with a reported IOTN of 3 and Aesthetic Component of 6 or above	9	138	6.5%	3.9%	3.2%	3.9%
% of case starts with a reported IOTN of 4	99	138	71.7%	73.0%	77.5%	77.6%
% of case starts with a reported IOTN of 5	29	138	21.0%	17.8%	17.2%	16.7 %
% of concluded courses in receipt of dual-arch fixed appliances	121	139	87.1%	73.2%	70.6%	72.9%
% of concluded courses where treatment was abandoned or discontinued	14	139	10.1%	7.5%	9.2%	8.7%
% of patients satisfied with the treatment they have received	1	1	100.0%	94.9%	96.4%	95.7%

\* Figures in italics indicate that the base number is less than 100.

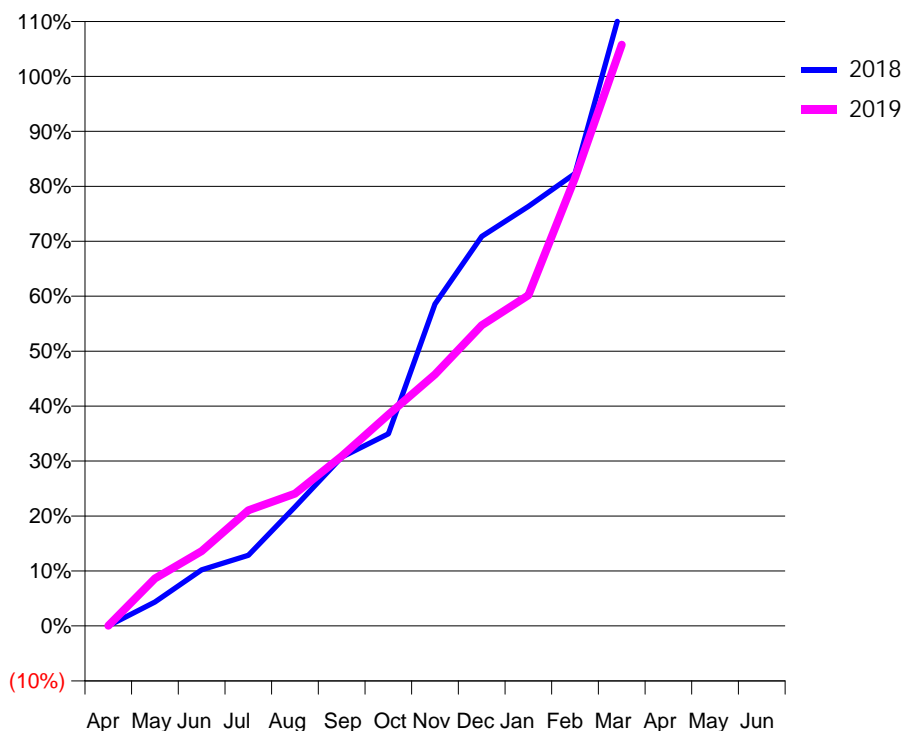
### Q70 - Vital Signs Orthodontic At a Glance Contract Report for 338389/0001 - March 2019

Name or company name	MR TA HARTRIDGE	18/19 Contracted general activity (UDA)	0
Contract type name	PDS Contract	Carry forward general activity (UDA)	0
Purpose of contract	General and Orthodontic	18/19 Contracted orthodontic activity (UOA)	7,915
Contract start date	01/04/2006	Carry forward orthodontic activity (UOA)	0
Contract end date	31/03/2026	Baseline contract value	£527,834.66

ACCESS	Contract	England and Wales
24 month ratio of assessments to patient IDs	1.06	1.08

ACTIVITY	Contract
Contract assess and fit appliances (case starts) as a percentage of Area Team case starts	4.9 %

Cumulative percentage of contracted UOA delivered 2018 & 2019



Month	Adjusted Scheduled Activity (UOA)		
	2017	2018	2019
April	146	0	2
May	1,407	344	684
June	1,993	808	1,078
July	2,455	1,018	1,667
August	2,843	1,714	1,907
September	2,843	2,431	2,445
October	4,317	2,767	3,044
November	4,516	4,635	3,624
December	5,262	5,609	4,330
January	5,906	6,042	4,762
February	6,296	6,515	6,453
March	8,502	8,930	8,370
April	9,519	9,486	
May	9,540	9,486	
June	9,540	9,486	

### QUANTITY METRICS (rolling 12 month period)

	Contract Quantity	Contract Base Number	Contract *	Area Team	Region	England
% of all assessments that were assess and fit appliances (case starts)	408	838	48.7%	55.5%	58.6%	59.2%
% of all assessments that were assess and refuse	102	838	12.2%	17.1%	11.7%	12.0%
% of all assessments that were assess and review	328	838	39.1%	27.4%	29.7%	28.8%
% of case starts with a reported IOTN of 3 and Aesthetic Component of 5 or below	1	408	0.2%	1.0%	0.2%	0.1%
% of case starts with a reported IOTN of 3 and Aesthetic Component of 6 or above	22	408	5.4%	3.9%	3.2%	3.9%
% of case starts with a reported IOTN of 4	303	408	74.3%	73.0%	77.5%	77.6%
% of case starts with a reported IOTN of 5	79	408	19.4%	17.8%	17.2%	16.7 %
% of concluded courses in receipt of dual-arch fixed appliances	293	326	89.9%	73.2%	70.6%	72.9%
% of concluded courses where treatment was abandoned or discontinued	14	326	4.3%	7.5%	9.2%	8.7%
% of patients satisfied with the treatment they have received	5	5	100.0%	94.9%	96.4%	95.7%

\* Figures in italics indicate that the base number is less than 100.

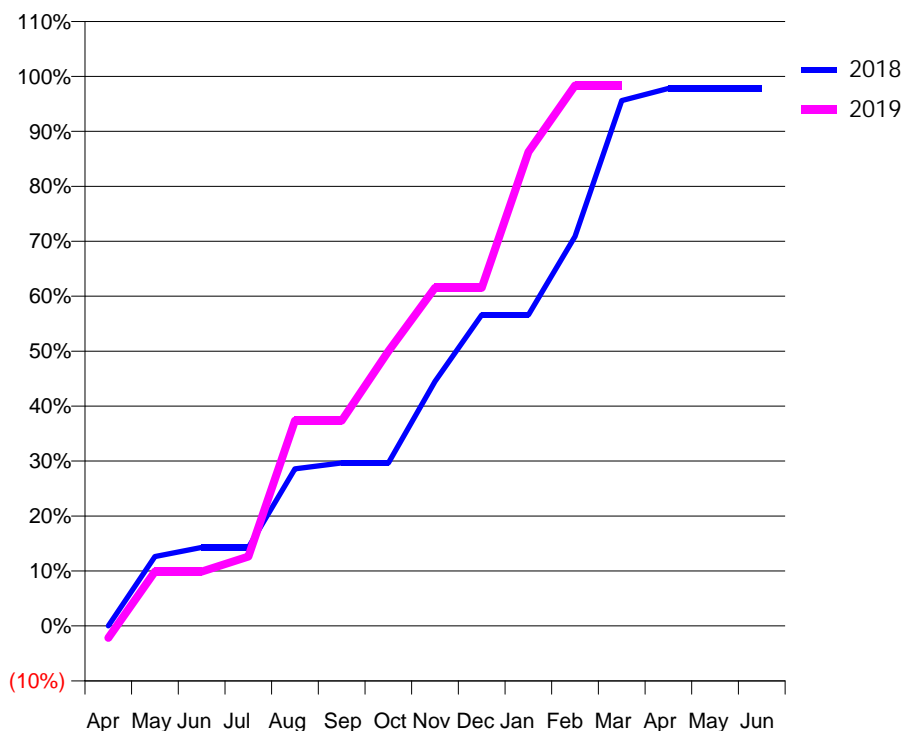
### Q70 - Vital Signs Orthodontic At a Glance Contract Report for 567485/0002 - March 2019

Name or company name	MR PT JONES	18/19 Contracted general activity (UDA)	800
Contract type name	GDS Contract	Carry forward general activity (UDA)	2
Purpose of contract	General and Orthodontic	18/19 Contracted orthodontic activity (UOA)	182
Contract start date	01/04/2006	Carry forward orthodontic activity (UOA)	4
Contract end date		Baseline contract value	£37,759.59

ACCESS	Contract	England and Wales
24 month ratio of assessments to patient IDs	1.05	1.08

ACTIVITY	Contract
Contract assess and fit appliances (case starts) as a percentage of Area Team case starts	0.1 %

Cumulative percentage of contracted UOA delivered 2018 & 2019



Month	Adjusted Scheduled Activity (UOA)		
	2017	2018	2019
April	18	0	-4
May	18	23	18
June	20	26	18
July	43	26	23
August	43	52	68
September	49	54	68
October	71	54	91
November	97	81	112
December	121	103	112
January	122	103	157
February	166	129	179
March	167	174	179
April	170	178	
May	173	178	
June	173	178	

#### QUANTITY METRICS (rolling 12 month period)

	Contract Quantity	Contract Base Number	Contract *	Area Team	Region	England
% of all assessments that were assess and fit appliances (case starts)	8	28	28.6%	55.5%	58.6%	59.2%
% of all assessments that were assess and refuse	0	28	0.0%	17.1%	11.7%	12.0%
% of all assessments that were assess and review	20	28	71.4%	27.4%	29.7%	28.8%
% of case starts with a reported IOTN of 3 and Aesthetic Component of 5 or below	0	8	N/A	1.0%	0.2%	0.1%
% of case starts with a reported IOTN of 3 and Aesthetic Component of 6 or above	2	8	25.0%	3.9%	3.2%	3.9%
% of case starts with a reported IOTN of 4	1	8	12.5%	73.0%	77.5%	77.6%
% of case starts with a reported IOTN of 5	5	8	62.5%	17.8%	17.2%	16.7 %
% of concluded courses in receipt of dual-arch fixed appliances	0	6	N/A	73.2%	70.6%	72.9%
% of concluded courses where treatment was abandoned or discontinued	0	6	0.0%	7.5%	9.2%	8.7%
% of patients satisfied with the treatment they have received	0	0	N/A	94.9%	96.4%	95.7%

\* Figures in italics indicate that the base number is less than 100.

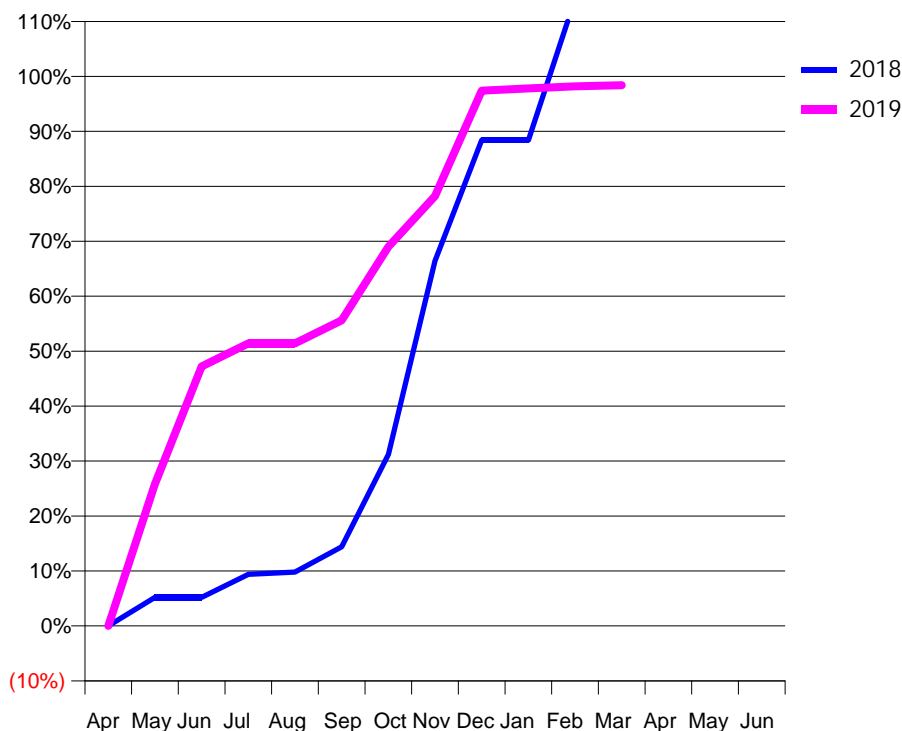
### Q70 - Vital Signs Orthodontic At a Glance Contract Report for 574074/0001 - March 2019

Name or company name	Mr N Jones	18/19 Contracted general activity (UDA)	13,816
Contract type name	GDS Contract	Carry forward general activity (UDA)	0
Purpose of contract	General and Orthodontic	18/19 Contracted orthodontic activity (UOA)	500
Contract start date	01/04/2006	Carry forward orthodontic activity (UOA)	0
Contract end date		Baseline contract value	£444,949.27

ACCESS	Contract	England and Wales
24 month ratio of assessments to patient IDs	1.12	1.08

ACTIVITY	Contract
Contract assess and fit appliances (case starts) as a percentage of Area Team case starts	0.3 %

Cumulative percentage of contracted UOA delivered 2018 & 2019



Month	Adjusted Scheduled Activity (UOA)		
	2017	2018	2019
April	0	0	0
May	25	26	129
June	25	26	236
July	73	47	257
August	73	49	257
September	183	72	278
October	291	156	345
November	314	332	391
December	317	442	487
January	317	442	489
February	391	570	491
March	451	596	492
April	621	596	
May	621	597	
June	621	597	

#### QUANTITY METRICS (rolling 12 month period)

	Contract Quantity	Contract Base Number	Contract *	Area Team	Region	England
% of all assessments that were assess and fit appliances (case starts)	26	57	45.6%	55.5%	58.6%	59.2%
% of all assessments that were assess and refuse	7	57	12.3%	17.1%	11.7%	12.0%
% of all assessments that were assess and review	24	57	42.1%	27.4%	29.7%	28.8%
% of case starts with a reported IOTN of 3 and Aesthetic Component of 5 or below	0	26	<i>N/A</i>	1.0%	0.2%	0.1%
% of case starts with a reported IOTN of 3 and Aesthetic Component of 6 or above	2	26	7.7%	3.9%	3.2%	3.9%
% of case starts with a reported IOTN of 4	18	26	69.2%	73.0%	77.5%	77.6%
% of case starts with a reported IOTN of 5	6	26	23.1%	17.8%	17.2%	16.7%
% of concluded courses in receipt of dual-arch fixed appliances	14	26	53.8%	73.2%	70.6%	72.9%
% of concluded courses where treatment was abandoned or discontinued	6	26	23.1%	7.5%	9.2%	8.7%
% of patients satisfied with the treatment they have received	1	1	100.0%	94.9%	96.4%	95.7%

\* Figures in italics indicate that the base number is less than 100.

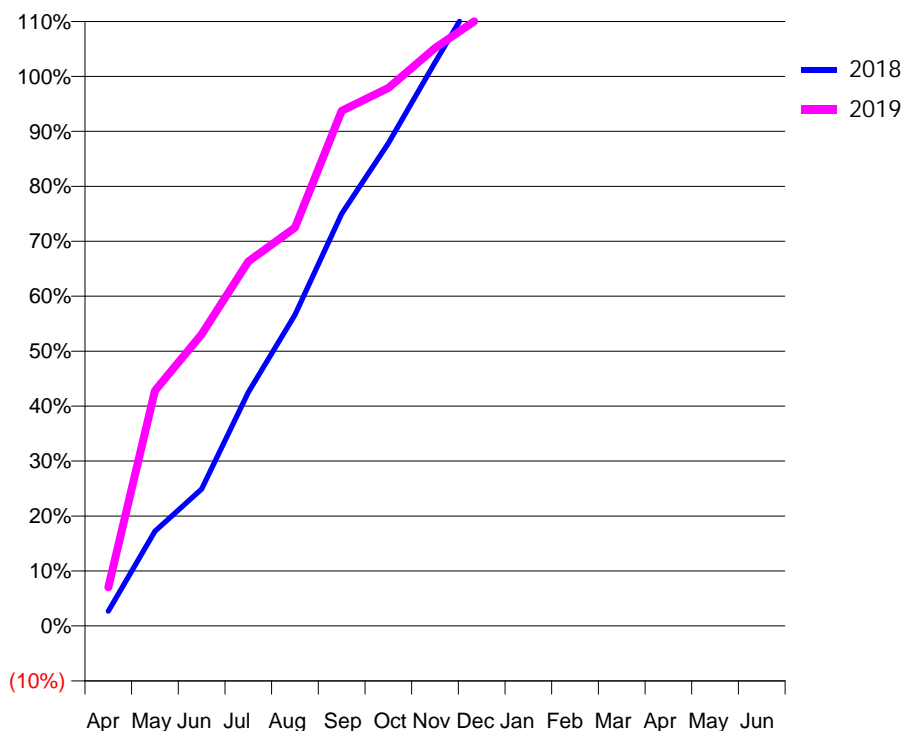
### Q70 - Vital Signs Orthodontic At a Glance Contract Report for 737267/0001 - March 2019

Name or company name	MS NM HENDRICKSE	18/19 Contracted general activity (UDA)	0
Contract type name	PDS Contract	Carry forward general activity (UDA)	0
Purpose of contract	General and Orthodontic	18/19 Contracted orthodontic activity (UOA)	5,750
Contract start date	01/04/2006	Carry forward orthodontic activity (UOA)	0
Contract end date	31/03/2019	Baseline contract value	£496,427.96

ACCESS	Contract	England and Wales
24 month ratio of assessments to patient IDs	1.05	1.08

ACTIVITY	Contract
Contract assess and fit appliances (case starts) as a percentage of Area Team case starts	4.5 %

Cumulative percentage of contracted UOA delivered 2018 & 2019



Month	Adjusted Scheduled Activity (UOA)		
	2017	2018	2019
April	196	155	406
May	1,734	992	2,461
June	2,242	1,433	3,052
July	2,548	2,446	3,814
August	2,968	3,254	4,167
September	3,446	4,312	5,390
October	4,107	5,051	5,628
November	4,762	5,894	6,045
December	5,286	6,718	6,379
January	5,634	7,038	6,836
February	5,889	7,054	7,406
March	6,370	7,055	7,976
April	6,608	7,056	
May	6,611	7,107	
June	6,611	7,107	

### QUANTITY METRICS (rolling 12 month period)

	Contract Quantity	Contract Base Number	Contract *	Area Team	Region	England
% of all assessments that were assess and fit appliances (case starts)	376	808	46.5%	55.5%	58.6%	59.2%
% of all assessments that were assess and refuse	201	808	24.9%	17.1%	11.7%	12.0%
% of all assessments that were assess and review	231	808	28.6%	27.4%	29.7%	28.8%
% of case starts with a reported IOTN of 3 and Aesthetic Component of 5 or below	0	376	N/A	1.0%	0.2%	0.1%
% of case starts with a reported IOTN of 3 and Aesthetic Component of 6 or above	18	376	4.8%	3.9%	3.2%	3.9%
% of case starts with a reported IOTN of 4	234	376	62.2%	73.0%	77.5%	77.6%
% of case starts with a reported IOTN of 5	121	376	32.2%	17.8%	17.2%	16.7 %
% of concluded courses in receipt of dual-arch fixed appliances	281	335	83.9%	73.2%	70.6%	72.9%
% of concluded courses where treatment was abandoned or discontinued	20	335	6.0%	7.5%	9.2%	8.7%
% of patients satisfied with the treatment they have received	8	8	100.0%	94.9%	96.4%	95.7%

\* Figures in italics indicate that the base number is less than 100.



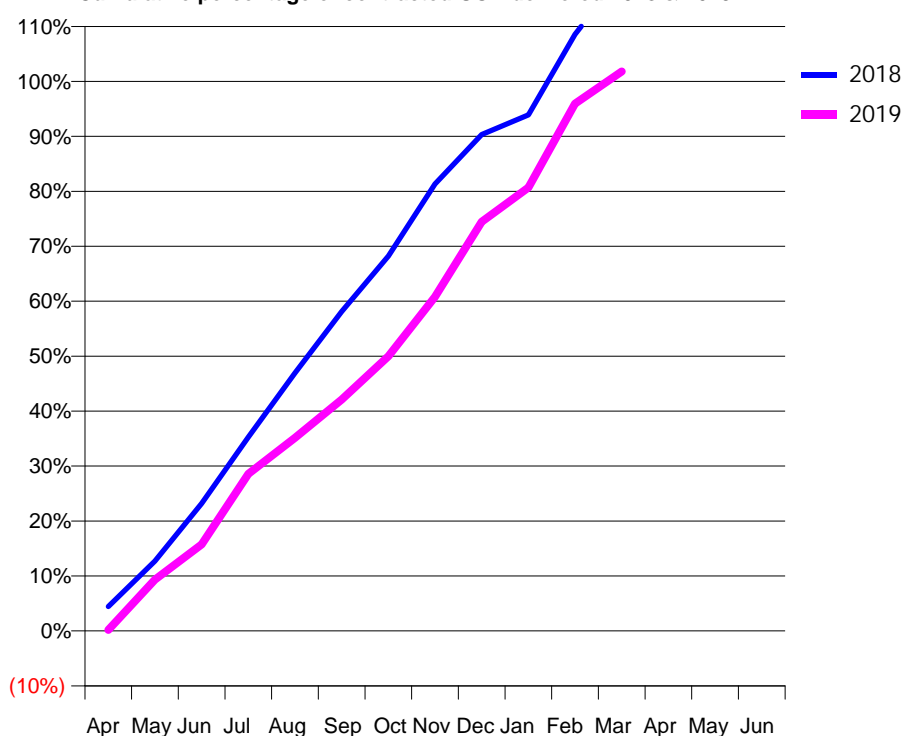
### Q70 - Vital Signs Orthodontic At a Glance Contract Report for 745383/0001 - March 2019

Name or company name	MR DJ GALE	18/19 Contracted general activity (UDA)	0
Contract type name	PDS Contract	Carry forward general activity (UDA)	0
Purpose of contract	General and Orthodontic	18/19 Contracted orthodontic activity (UOA)	7,045
Contract start date	01/04/2006	Carry forward orthodontic activity (UOA)	0
Contract end date	31/03/2026	Baseline contract value	£469,793.48

ACCESS	Contract	England and Wales
24 month ratio of assessments to patient IDs	1.04	1.08

ACTIVITY	Contract
Contract assess and fit appliances (case starts) as a percentage of Area Team case starts	4.1 %

Cumulative percentage of contracted UOA delivered 2018 & 2019



Month	Adjusted Scheduled Activity (UOA)		
	2017	2018	2019
April	185	314	13
May	828	896	658
June	1,228	1,636	1,108
July	1,822	2,485	2,014
August	2,495	3,307	2,477
September	3,014	4,093	2,966
October	3,450	4,806	3,522
November	4,522	5,730	4,283
December	5,294	6,364	5,246
January	5,900	6,615	5,684
February	6,823	7,648	6,759
March	7,416	8,405	7,171
April	7,865	8,634	
May	7,866	8,634	
June	7,866	8,634	

#### QUANTITY METRICS (rolling 12 month period)

	Contract Quantity	Contract Base Number	Contract *	Area Team	Region	England
% of all assessments that were assess and fit appliances (case starts)	336	674	49.9%	55.5%	58.6%	59.2%
% of all assessments that were assess and refuse	177	674	26.3%	17.1%	11.7%	12.0%
% of all assessments that were assess and review	161	674	23.9%	27.4%	29.7%	28.8%
% of case starts with a reported IOTN of 3 and Aesthetic Component of 5 or below	2	336	0.6%	1.0%	0.2%	0.1%
% of case starts with a reported IOTN of 3 and Aesthetic Component of 6 or above	0	336	N/A	3.9%	3.2%	3.9%
% of case starts with a reported IOTN of 4	273	336	81.3%	73.0%	77.5%	77.6%
% of case starts with a reported IOTN of 5	58	336	17.3%	17.8%	17.2%	16.7 %
% of concluded courses in receipt of dual-arch fixed appliances	348	372	93.5%	73.2%	70.6%	72.9%
% of concluded courses where treatment was abandoned or discontinued	17	372	4.6%	7.5%	9.2%	8.7%
% of patients satisfied with the treatment they have received	8	8	100.0%	94.9%	96.4%	95.7%

\* Figures in italics indicate that the base number is less than 100.

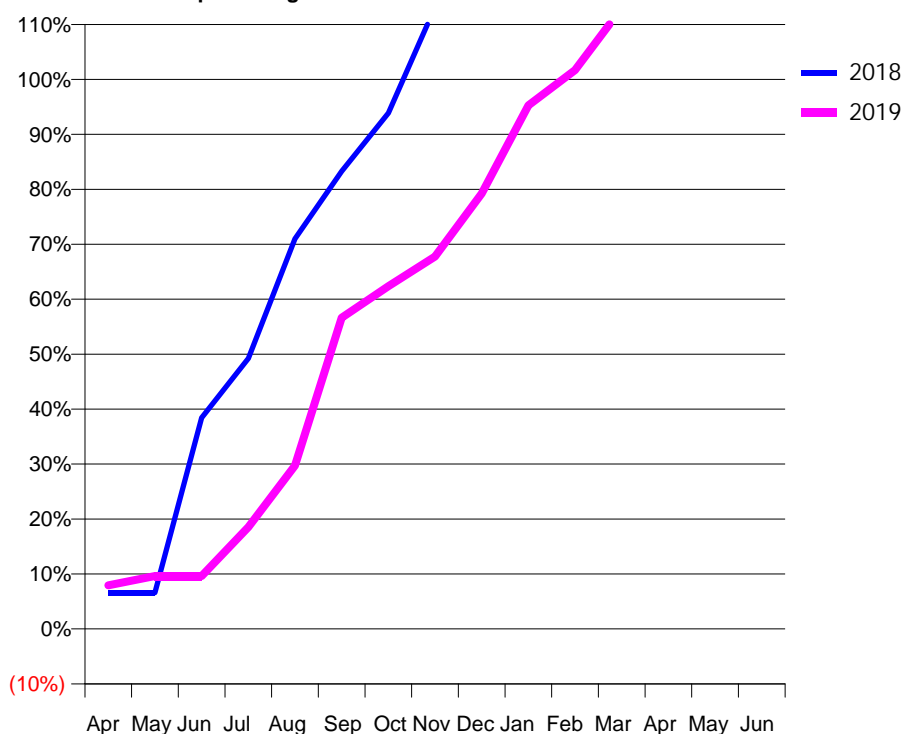
### Q70 - Vital Signs Orthodontic At a Glance Contract Report for 767689/0001 - March 2019

Name or company name	Southampton Orthodontic Centre	18/19 Contracted general activity (UDA)	0
Contract type name	PDS Contract	Carry forward general activity (UDA)	0
Purpose of contract	General and Orthodontic	18/19 Contracted orthodontic activity (UOA)	12,502
Contract start date	30/10/2009	Carry forward orthodontic activity (UOA)	0
Contract end date	31/03/2019	Baseline contract value	£668,123.33

ACCESS	Contract	England and Wales
24 month ratio of assessments to patient IDs	1.00	1.08

ACTIVITY	Contract
Contract assess and fit appliances (case starts) as a percentage of Area Team case starts	9.0 %

Cumulative percentage of contracted UOA delivered 2018 & 2019



Month	Adjusted Scheduled Activity (UOA)		
	2017	2018	2019
April	0	823	993
May	0	823	1,203
June	6,254	4,803	1,203
July	8,874	6,155	2,320
August	8,874	8,876	3,716
September	12,481	10,411	7,079
October	12,966	11,736	7,797
November	12,966	14,146	8,473
December	12,966	14,654	9,903
January	12,966	14,654	11,908
February	15,179	15,011	12,714
March	15,179	16,531	14,125
April	15,179	18,045	
May	15,179	18,045	
June	15,179	18,045	

### QUANTITY METRICS (rolling 12 month period)

	Contract Quantity	Contract Base Number	Contract *	Area Team	Region	England
% of all assessments that were assess and fit appliances (case starts)	748	748	100.0%	55.5%	58.6%	59.2%
% of all assessments that were assess and refuse	0	748	0.0%	17.1%	11.7%	12.0%
% of all assessments that were assess and review	0	748	0.0%	27.4%	29.7%	28.8%
% of case starts with a reported IOTN of 3 and Aesthetic Component of 5 or below	0	748	N/A	1.0%	0.2%	0.1%
% of case starts with a reported IOTN of 3 and Aesthetic Component of 6 or above	3	748	0.4%	3.9%	3.2%	3.9%
% of case starts with a reported IOTN of 4	634	748	84.8%	73.0%	77.5%	77.6%
% of case starts with a reported IOTN of 5	108	748	14.4%	17.8%	17.2%	16.7 %
% of concluded courses in receipt of dual-arch fixed appliances	460	669	68.8%	73.2%	70.6%	72.9%
% of concluded courses where treatment was abandoned or discontinued	120	669	17.9%	7.5%	9.2%	8.7%
% of patients satisfied with the treatment they have received	19	20	95.0%	94.9%	96.4%	95.7%

\* Figures in italics indicate that the base number is less than 100.

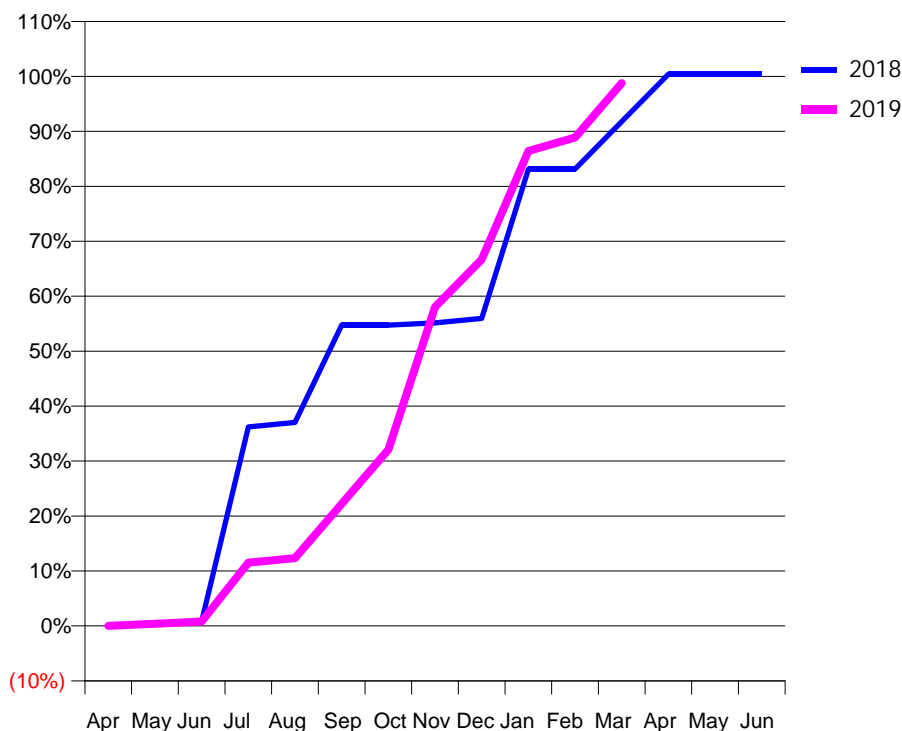
### Q70 - Vital Signs Orthodontic At a Glance Contract Report for 820563/0001 - March 2019

Name or company name	MR MJ COLE	18/19 Contracted general activity (UDA)	1,870
Contract type name	GDS Contract	Carry forward general activity (UDA)	0
Purpose of contract	General and Orthodontic	18/19 Contracted orthodontic activity (UOA)	243
Contract start date	01/04/2006	Carry forward orthodontic activity (UOA)	0
Contract end date		Baseline contract value	£65,493.77

ACCESS	Contract	England and Wales
24 month ratio of assessments to patient IDs	1.12	1.08

ACTIVITY	Contract
Contract assess and fit appliances (case starts) as a percentage of Area Team case starts	0.2 %

Cumulative percentage of contracted UOA delivered 2018 & 2019



Month	Adjusted Scheduled Activity (UOA)		
	2017	2018	2019
April	0	0	0
May	22	1	1
June	86	2	2
July	108	88	28
August	108	90	30
September	129	133	54
October	193	133	78
November	193	134	141
December	193	136	162
January	214	202	210
February	214	202	216
March	257	223	240
April	257	244	
May	257	244	
June	257	244	

#### QUANTITY METRICS (rolling 12 month period)

	Contract Quantity	Contract Base Number	Contract *	Area Team	Region	England
% of all assessments that were assess and fit appliances (case starts)	13	35	37.1%	55.5%	58.6%	59.2%
% of all assessments that were assess and refuse	5	35	14.3%	17.1%	11.7%	12.0%
% of all assessments that were assess and review	17	35	48.6%	27.4%	29.7%	28.8%
% of case starts with a reported IOTN of 3 and Aesthetic Component of 5 or below	0	13	N/A	1.0%	0.2%	0.1%
% of case starts with a reported IOTN of 3 and Aesthetic Component of 6 or above	4	13	30.8%	3.9%	3.2%	3.9%
% of case starts with a reported IOTN of 4	8	13	61.5%	73.0%	77.5%	77.6%
% of case starts with a reported IOTN of 5	1	13	7.7%	17.8%	17.2%	16.7 %
% of concluded courses in receipt of dual-arch fixed appliances	0	11	N/A	73.2%	70.6%	72.9%
% of concluded courses where treatment was abandoned or discontinued	0	11	0.0%	7.5%	9.2%	8.7%
% of patients satisfied with the treatment they have received	0	0	N/A	94.9%	96.4%	95.7%

\* Figures in italics indicate that the base number is less than 100.

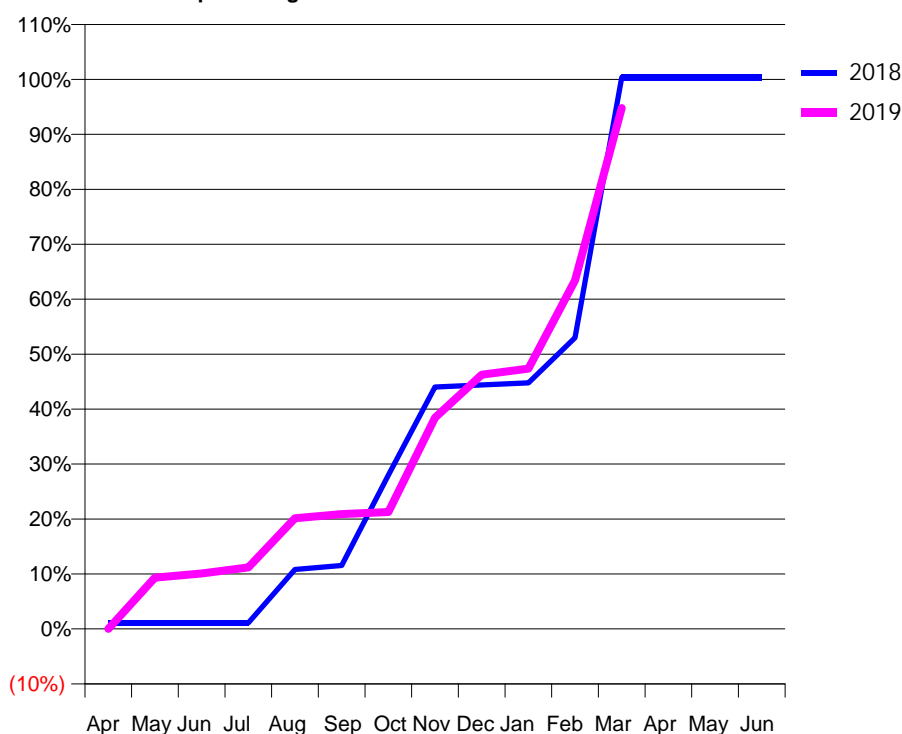
### Q70 - Vital Signs Orthodontic At a Glance Contract Report for 915394/0001 - March 2019

Name or company name	Linden Avenue Partnership	18/19 Contracted general activity (UDA)	2,800
Contract type name	GDS Contract	Carry forward general activity (UDA)	73
Purpose of contract	General and Orthodontic	18/19 Contracted orthodontic activity (UOA)	268
Contract start date	01/04/2006	Carry forward orthodontic activity (UOA)	0
Contract end date		Baseline contract value	£90,744.51

ACCESS	Contract	England and Wales
24 month ratio of assessments to patient IDs	1.09	1.08

ACTIVITY	Contract
Contract assess and fit appliances (case starts) as a percentage of Area Team case starts	0.1 %

Cumulative percentage of contracted UOA delivered 2018 & 2019



Month	Adjusted Scheduled Activity (UOA)		
	2017	2018	2019
April	0	3	0
May	1	3	25
June	1	3	27
July	1	3	30
August	1	29	54
September	22	31	56
October	22	75	57
November	67	118	103
December	67	119	124
January	67	120	127
February	67	142	170
March	67	269	254
April	279	269	
May	279	269	
June	279	269	

#### QUANTITY METRICS (rolling 12 month period)

	Contract Quantity	Contract Base Number	Contract *	Area Team	Region	England
% of all assessments that were assess and fit appliances (case starts)	11	34	32.4%	55.5%	58.6%	59.2%
% of all assessments that were assess and refuse	12	34	35.3%	17.1%	11.7%	12.0%
% of all assessments that were assess and review	11	34	32.4%	27.4%	29.7%	28.8%
% of case starts with a reported IOTN of 3 and Aesthetic Component of 5 or below	0	11	<i>N/A</i>	1.0%	0.2%	0.1%
% of case starts with a reported IOTN of 3 and Aesthetic Component of 6 or above	0	11	<i>N/A</i>	3.9%	3.2%	3.9%
% of case starts with a reported IOTN of 4	9	11	81.8%	73.0%	77.5%	77.6%
% of case starts with a reported IOTN of 5	2	11	18.2%	17.8%	17.2%	16.7 %
% of concluded courses in receipt of dual-arch fixed appliances	0	10	<i>N/A</i>	73.2%	70.6%	72.9%
% of concluded courses where treatment was abandoned or discontinued	0	10	0.0%	7.5%	9.2%	8.7%
% of patients satisfied with the treatment they have received	0	0	<i>N/A</i>	94.9%	96.4%	95.7%

\* Figures in italics indicate that the base number is less than 100.

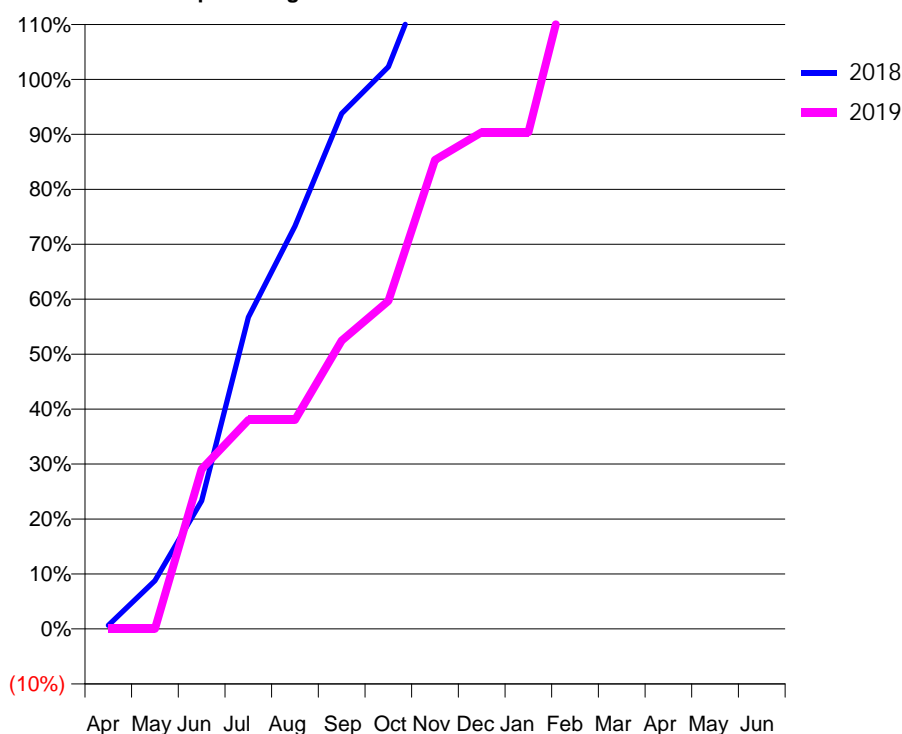
### Q70 - Vital Signs Orthodontic At a Glance Contract Report for 939900/0001 - March 2019

Name or company name	MRS KM ROWLAND	18/19 Contracted general activity (UDA)	0
Contract type name	GDS Contract	Carry forward general activity (UDA)	0
Purpose of contract	General and Orthodontic	18/19 Contracted orthodontic activity (UOA)	3,349
Contract start date	01/04/2006	Carry forward orthodontic activity (UOA)	0
Contract end date		Baseline contract value	£223,330.98

ACCESS	Contract	England and Wales
24 month ratio of assessments to patient IDs	1.03	1.08

ACTIVITY	Contract
Contract assess and fit appliances (case starts) as a percentage of Area Team case starts	2.5 %

Cumulative percentage of contracted UOA delivered 2018 & 2019



Month	Adjusted Scheduled Activity (UOA)		
	2017	2018	2019
April	190	22	0
May	190	295	0
June	1,220	781	974
July	2,705	1,900	1,273
August	3,008	2,454	1,273
September	3,289	3,141	1,757
October	3,556	3,426	1,999
November	3,855	4,139	2,858
December	3,855	4,790	3,027
January	4,438	5,162	3,027
February	4,581	5,859	4,139
March	5,927	6,660	4,330
April	6,973	7,007	
May	6,973	7,007	
June	6,974	7,012	

### QUANTITY METRICS (rolling 12 month period)

	Contract Quantity	Contract Base Number	Contract *	Area Team	Region	England
% of all assessments that were assess and fit appliances (case starts)	203	709	28.6%	55.5%	58.6%	59.2%
% of all assessments that were assess and refuse	89	709	12.6%	17.1%	11.7%	12.0%
% of all assessments that were assess and review	417	709	58.8%	27.4%	29.7%	28.8%
% of case starts with a reported IOTN of 3 and Aesthetic Component of 5 or below	0	203	N/A	1.0%	0.2%	0.1%
% of case starts with a reported IOTN of 3 and Aesthetic Component of 6 or above	53	203	26.1%	3.9%	3.2%	3.9%
% of case starts with a reported IOTN of 4	118	203	58.1%	73.0%	77.5%	77.6%
% of case starts with a reported IOTN of 5	29	203	14.3%	17.8%	17.2%	16.7 %
% of concluded courses in receipt of dual-arch fixed appliances	185	214	86.4%	73.2%	70.6%	72.9%
% of concluded courses where treatment was abandoned or discontinued	19	214	8.9%	7.5%	9.2%	8.7%
% of patients satisfied with the treatment they have received	7	7	100.0%	94.9%	96.4%	95.7%

\* Figures in italics indicate that the base number is less than 100.

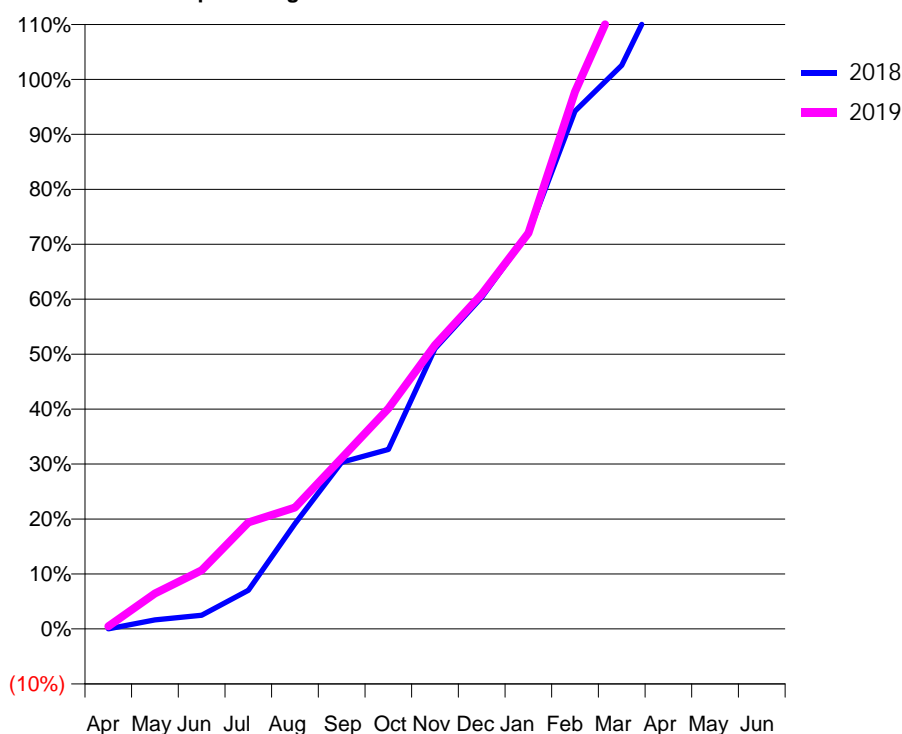
### Q70 - Vital Signs Orthodontic At a Glance Contract Report for 946532/0001 - March 2019

Name or company name	Optimum Orthodontics Ltd	18/19 Contracted general activity (UDA)	0
Contract type name	PDS Contract	Carry forward general activity (UDA)	0
Purpose of contract	General and Orthodontic	18/19 Contracted orthodontic activity (UOA)	5,060
Contract start date	04/01/2010	Carry forward orthodontic activity (UOA)	0
Contract end date	31/03/2019	Baseline contract value	£267,882.08

ACCESS	Contract	England and Wales
24 month ratio of assessments to patient IDs	1.01	1.08

ACTIVITY	Contract
Contract assess and fit appliances (case starts) as a percentage of Area Team case starts	3.8 %

Cumulative percentage of contracted UOA delivered 2018 & 2019



Month	Adjusted Scheduled Activity (UOA)		
	2017	2018	2019
April	30	0	24
May	749	84	327
June	979	126	541
July	1,175	357	980
August	1,364	969	1,118
September	1,364	1,534	1,574
October	2,467	1,653	2,030
November	2,698	2,582	2,614
December	3,226	3,053	3,082
January	3,564	3,644	3,645
February	3,669	4,767	4,945
March	5,399	5,190	5,912
April	6,051	6,067	
May	6,051	6,067	
June	6,051	6,067	

### QUANTITY METRICS (rolling 12 month period)

	Contract Quantity	Contract Base Number	Contract *	Area Team	Region	England
% of all assessments that were assess and fit appliances (case starts)	315	532	59.2%	55.5%	58.6%	59.2%
% of all assessments that were assess and refuse	84	532	15.8%	17.1%	11.7%	12.0%
% of all assessments that were assess and review	133	532	25.0%	27.4%	29.7%	28.8%
% of case starts with a reported IOTN of 3 and Aesthetic Component of 5 or below	0	315	N/A	1.0%	0.2%	0.1%
% of case starts with a reported IOTN of 3 and Aesthetic Component of 6 or above	3	315	1.0%	3.9%	3.2%	3.9%
% of case starts with a reported IOTN of 4	212	315	67.3%	73.0%	77.5%	77.6%
% of case starts with a reported IOTN of 5	98	315	31.1%	17.8%	17.2%	16.7 %
% of concluded courses in receipt of dual-arch fixed appliances	276	306	90.2%	73.2%	70.6%	72.9%
% of concluded courses where treatment was abandoned or discontinued	6	306	2.0%	7.5%	9.2%	8.7%
% of patients satisfied with the treatment they have received	3	3	100.0%	94.9%	96.4%	95.7%

\* Figures in italics indicate that the base number is less than 100.