

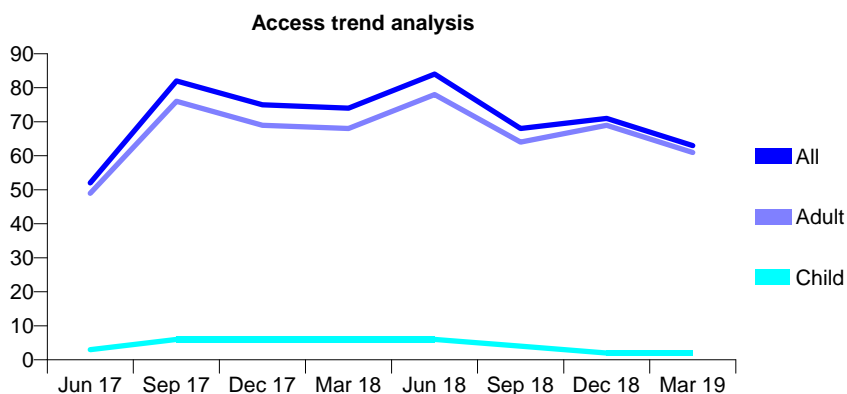
Q55 - Vital Signs At a Glance Contract Report for 100056/0000 - March 2019

Name or company name	Nationwide Healthcare Providers Ltd
Contract type name	GDS Contract
Purpose of contract	General
Contract start date	22/03/2016
Contract end date	31/03/2020

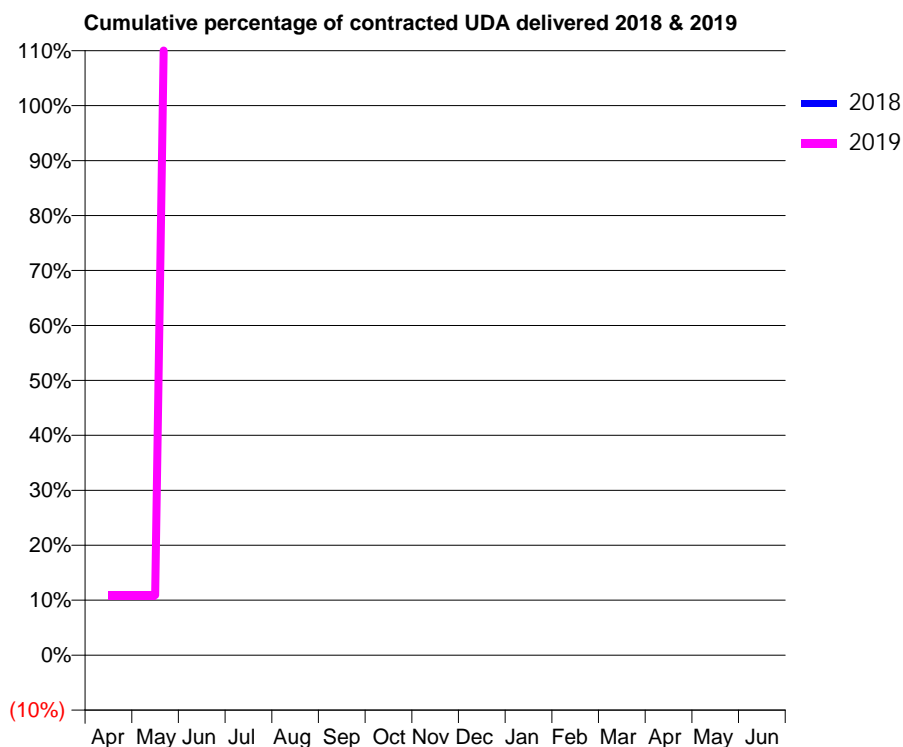
18/19 Contracted general activity (UDA)	11
Carry forward general activity (UDA)	0
18/19 Contracted orthodontic activity (UOA)	0
Carry forward orthodontic activity (UOA)	0
Baseline contract value	£33,951.04

ACCESS*

Patients seen in 24 months	Total	Change since previous quarter
Quarter ending March 2018	74	
Quarter ending June 2018	84	↑
Quarter ending September 2018	68	↓
Quarter ending December 2018	71	↑
Quarter ending March 2019	63	↓
Variance since March 2018	(14.9%)	↓



ACTIVITY



Month	Adjusted Scheduled Activity (UDA)	
	2018	2019
April	0	1
May	16	1
June	16	60
July	33	60
August	33	60
September	86	61
October	86	62
November	87	62
December	88	62
January	88	98
February	88	98
March	88	98
April	88	
May	88	
June	88	

QUALITY

	Quantity	Base Number	Contract	AT	Region	England
% of FP17s for the same patient ID Re-attending within 3 months - Children	0	3	0.0%	10.0%	11.5%	11.8%
% of FP17s for the same patient ID Re-attending within 3 months - Adults	0	89	0.0%	14.2%	15.2%	15.7%
% of FP17s for the same patient ID Re-attending between 3 & 9 months - Children	0	3	0.0%	62.1%	60.2%	58.9%
% of FP17s for the same patient ID Re-attending between 3 & 9 months - Adults	0	89	0.0%	54.9%	51.8%	50.8%
% of FP17s for Band 1 Urgent Courses	61	90	67.8%	6.9%	8.1%	9.1%
% of FP17s Relating to Free Repair or Replacements	0	90	0.0%	0.8%	0.8%	0.8%
% of FP17s Relating to Continuations	0	90	0.0%	1.1%	0.9%	0.9%
% of Patients satisfied with the dentistry they have received	0	0	N/A	91.3%	92.7%	92.5%
% of Patients satisfied with the time they had to wait for an appointment	0	0	N/A	85.3%	87.4%	87.0%

* This is based on patients treated on this contract for their most recent course of treatment. Figures in italics indicate the base number of FP17s or Patient Questionnaire responses are less than 100. N/A is shown where the base number of responses is less than 10 during the period. % is calculated as Quantity/Base number*100

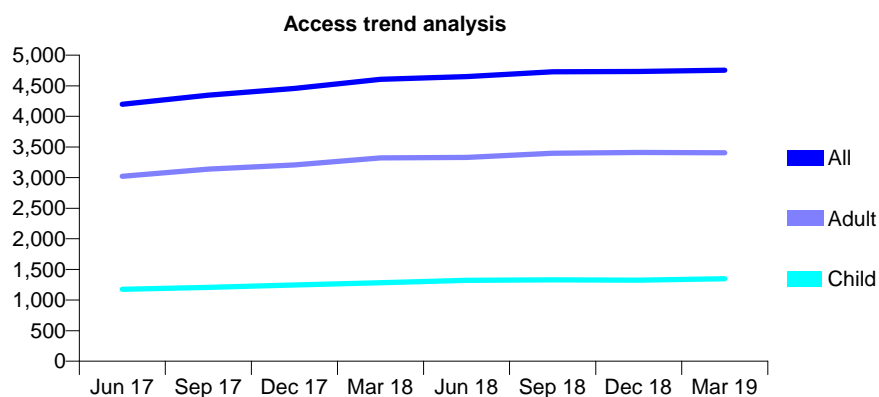
Q55 - Vital Signs At a Glance Contract Report for 100062/0000 - March 2019

Name or company name	MR EG MCDAID
Contract type name	GDS Contract
Purpose of contract	General
Contract start date	01/04/2016
Contract end date	

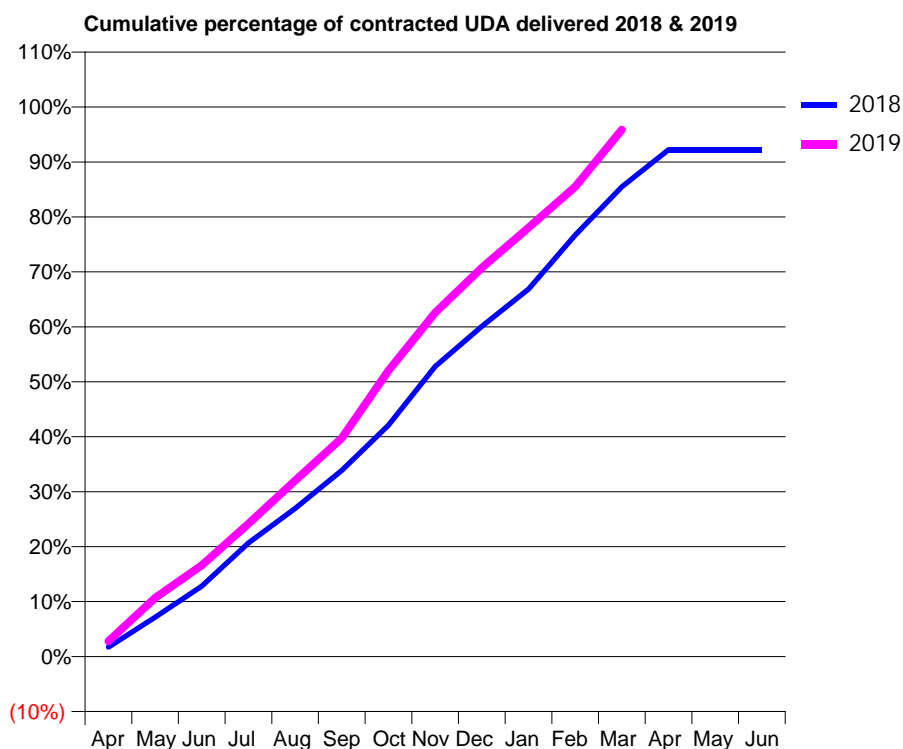
18/19 Contracted general activity (UDA)	15,050
Carry forward general activity (UDA)	0
18/19 Contracted orthodontic activity (UOA)	0
Carry forward orthodontic activity (UOA)	0
Baseline contract value	£407,776.62

ACCESS*

Patients seen in 24 months	Total	Change since previous quarter
Quarter ending March 2018	4,606	
Quarter ending June 2018	4,650	→
Quarter ending September 2018	4,728	→
Quarter ending December 2018	4,735	→
Quarter ending March 2019	4,755	→
Variance since March 2018	3.2%	↑



ACTIVITY



Month	Adjusted Scheduled Activity (UDA)	
	2018	2019
April	258	421
May	1,081	1,608
June	1,927	2,495
July	3,111	3,638
August	4,061	4,818
September	5,098	5,984
October	6,339	7,832
November	7,945	9,419
December	9,042	10,646
January	10,064	11,746
February	11,543	12,868
March	12,860	14,426
April	13,881	
May	13,881	
June	13,881	

QUALITY

	Quantity	Base Number	Contract	AT	Region	England
% of FP17s for the same patient ID Re-attending within 3 months - Children	178	2,470	7.2%	10.0%	11.5%	11.8%
% of FP17s for the same patient ID Re-attending within 3 months - Adults	689	5,380	12.8%	14.2%	15.2%	15.7%
% of FP17s for the same patient ID Re-attending between 3 & 9 months - Children	1,778	2,470	72.0%	62.1%	60.2%	58.9%
% of FP17s for the same patient ID Re-attending between 3 & 9 months - Adults	3,151	5,380	58.6%	54.9%	51.8%	50.8%
% of FP17s for Band 1 Urgent Courses	422	7,111	5.9%	6.9%	8.1%	9.1%
% of FP17s Relating to Free Repair or Replacements	72	7,111	1.0%	0.8%	0.8%	0.8%
% of FP17s Relating to Continuations	112	7,111	1.6%	1.1%	0.9%	0.9%
% of Patients satisfied with the dentistry they have received	3	3	N/A	91.3%	92.7%	92.5%
% of Patients satisfied with the time they had to wait for an appointment	3	3	N/A	85.3%	87.4%	87.0%

* This is based on patients treated on this contract for their most recent course of treatment. Figures in italics indicate the base number of FP17s or Patient Questionnaire responses are less than 100. N/A is shown where the base number of responses is less than 10 during the period. % is calculated as Quantity/Base number*100

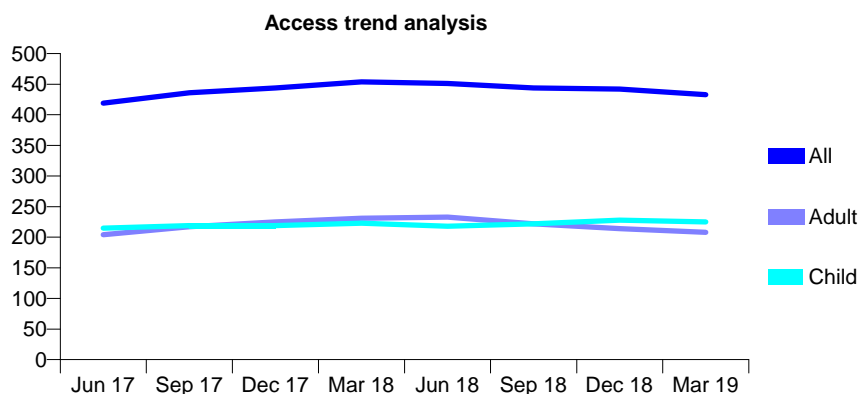
Q55 - Vital Signs At a Glance Contract Report for 100101/0000 - March 2019

Name or company name	Brookview Dental Care
Contract type name	GDS Contract
Purpose of contract	General
Contract start date	01/04/2016
Contract end date	

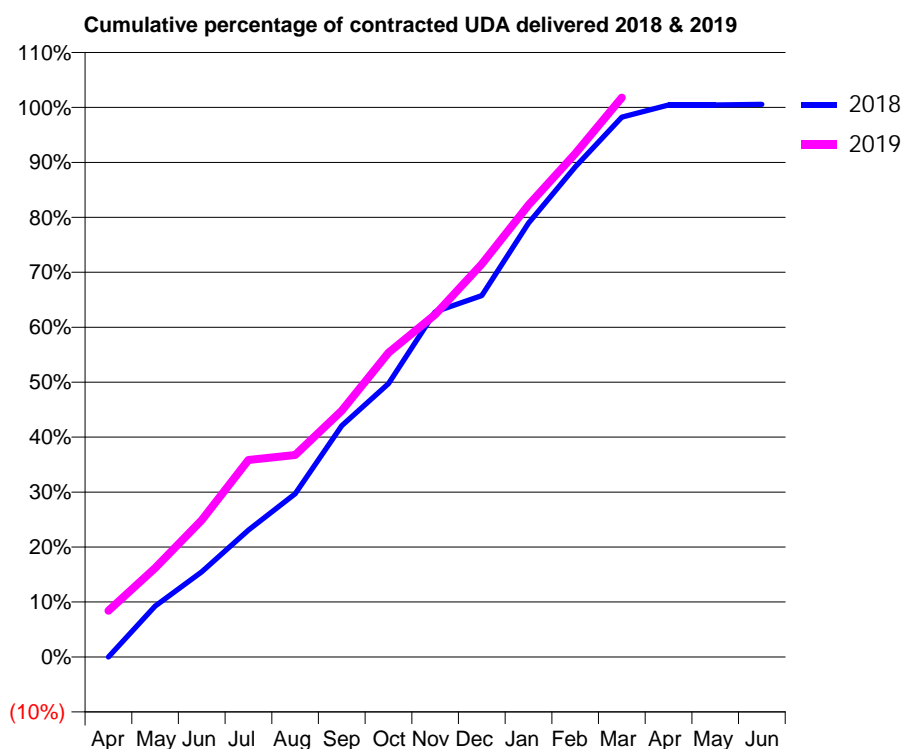
18/19 Contracted general activity (UDA)	1,000
Carry forward general activity (UDA)	-5
18/19 Contracted orthodontic activity (UOA)	0
Carry forward orthodontic activity (UOA)	0
Baseline contract value	£29,910.75

ACCESS*

Patients seen in 24 months	Total	Change since previous quarter
Quarter ending March 2018	454	
Quarter ending June 2018	451	→
Quarter ending September 2018	444	↓
Quarter ending December 2018	442	→
Quarter ending March 2019	433	↓
Variance since March 2018	(4.6%)	↓



ACTIVITY



Month	Adjusted Scheduled Activity (UDA)	
	2018	2019
April	0	84
May	93	162
June	155	249
July	231	359
August	297	368
September	421	448
October	497	554
November	628	623
December	657	715
January	790	822
February	892	916
March	982	1,018
April	1,004	
May	1,004	
June	1,005	

QUALITY

	Quantity	Base Number	Contract	AT	Region	England
% of FP17s for the same patient ID Re-attending within 3 months - Children	24	398	6.0%	10.0%	11.5%	11.8%
% of FP17s for the same patient ID Re-attending within 3 months - Adults	42	313	13.4%	14.2%	15.2%	15.7%
% of FP17s for the same patient ID Re-attending between 3 & 9 months - Children	284	398	71.4%	62.1%	60.2%	58.9%
% of FP17s for the same patient ID Re-attending between 3 & 9 months - Adults	210	313	67.1%	54.9%	51.8%	50.8%
% of FP17s for Band 1 Urgent Courses	34	694	4.9%	6.9%	8.1%	9.1%
% of FP17s Relating to Free Repair or Replacements	0	694	0.0%	0.8%	0.8%	0.8%
% of FP17s Relating to Continuations	1	694	0.1%	1.1%	0.9%	0.9%
% of Patients satisfied with the dentistry they have received	0	0	N/A	91.3%	92.7%	92.5%
% of Patients satisfied with the time they had to wait for an appointment	0	0	N/A	85.3%	87.4%	87.0%

* This is based on patients treated on this contract for their most recent course of treatment. Figures in italics indicate the base number of FP17s or Patient Questionnaire responses are less than 100. N/A is shown where the base number of responses is less than 10 during the period. % is calculated as Quantity/Base number*100

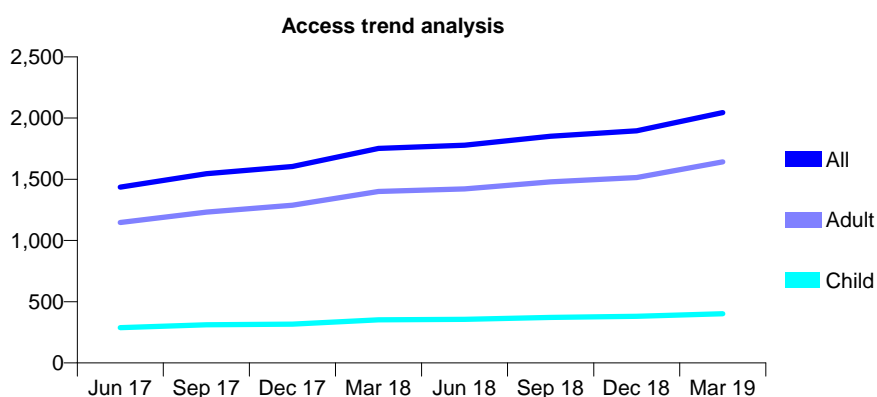
Q55 - Vital Signs At a Glance Contract Report for 100103/0000 - March 2019

Name or company name	Dr H S Thiara, Mrs R K Mattu
Contract type name	GDS Contract
Purpose of contract	General
Contract start date	01/04/2016
Contract end date	

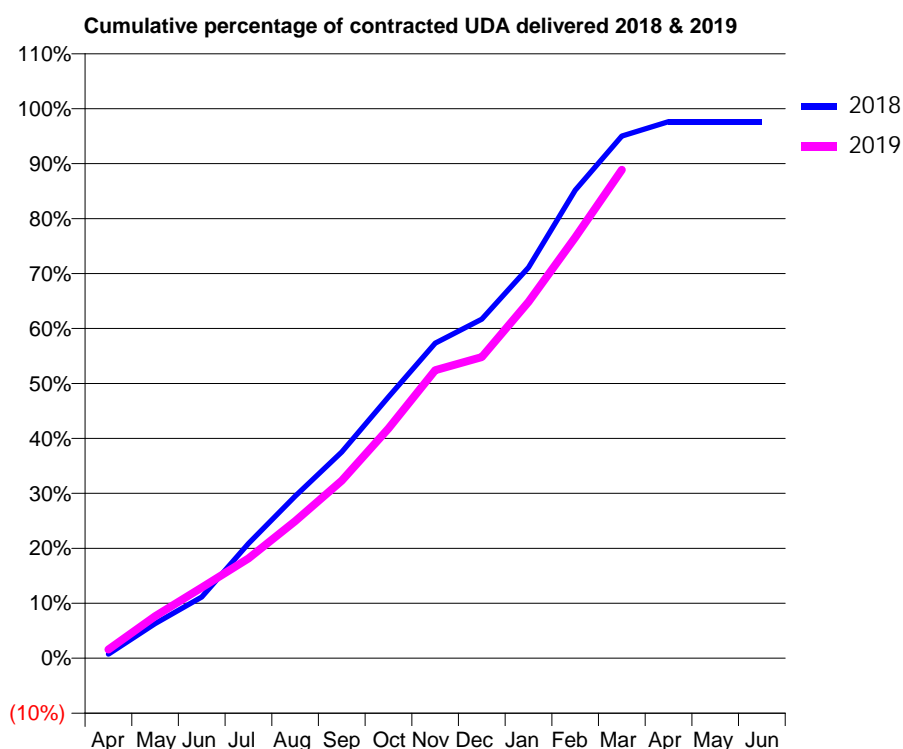
18/19 Contracted general activity (UDA)	8,332
Carry forward general activity (UDA)	126
18/19 Contracted orthodontic activity (UOA)	0
Carry forward orthodontic activity (UOA)	0
Baseline contract value	£287,353.27

ACCESS*

Patients seen in 24 months	Total	Change since previous quarter
Quarter ending March 2018	1,752	
Quarter ending June 2018	1,778	→
Quarter ending September 2018	1,851	↑
Quarter ending December 2018	1,896	↑
Quarter ending March 2019	2,045	↑
Variance since March 2018	16.7%	↑



ACTIVITY



Month	2018	2019
April	39	132
May	336	638
June	595	1,071
July	1,112	1,514
August	1,573	2,080
September	2,001	2,693
October	2,535	3,483
November	3,057	4,367
December	3,289	4,567
January	3,791	5,401
February	4,540	6,381
March	5,067	7,405
April	5,206	
May	5,206	
June	5,206	

QUALITY

	Quantity	Base Number	Contract	AT	Region	England
% of FP17s for the same patient ID Re-attending within 3 months - Children	71	691	10.3%	10.0%	11.5%	11.8%
% of FP17s for the same patient ID Re-attending within 3 months - Adults	582	2,805	20.7%	14.2%	15.2%	15.7%
% of FP17s for the same patient ID Re-attending between 3 & 9 months - Children	392	691	56.7%	62.1%	60.2%	58.9%
% of FP17s for the same patient ID Re-attending between 3 & 9 months - Adults	1,326	2,805	47.3%	54.9%	51.8%	50.8%
% of FP17s for Band 1 Urgent Courses	459	3,431	13.4%	6.9%	8.1%	9.1%
% of FP17s Relating to Free Repair or Replacements	38	3,431	1.1%	0.8%	0.8%	0.8%
% of FP17s Relating to Continuations	32	3,431	0.9%	1.1%	0.9%	0.9%
% of Patients satisfied with the dentistry they have received	2	2	N/A	91.3%	92.7%	92.5%
% of Patients satisfied with the time they had to wait for an appointment	1	2	N/A	85.3%	87.4%	87.0%

* This is based on patients treated on this contract for their most recent course of treatment.

Figures in italics indicate the base number of FP17s or Patient Questionnaire responses are less than 100. N/A is shown where the base number of responses is less than 10 during the period. % is calculated as Quantity/Base number*100

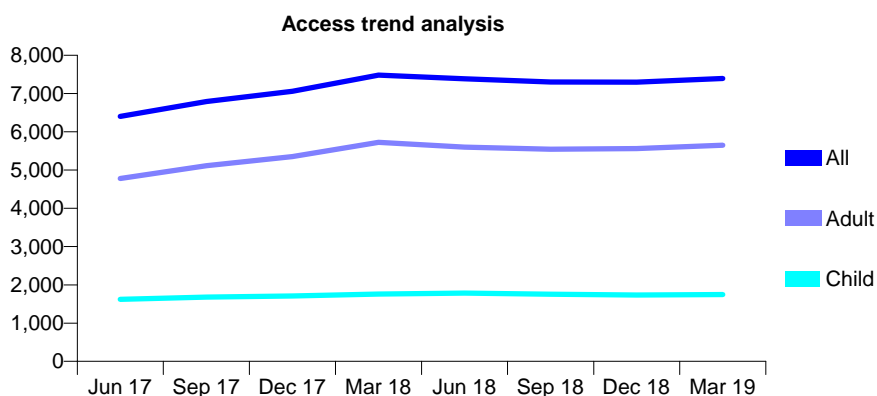
Q55 - Vital Signs At a Glance Contract Report for 100109/0000 - March 2019

Name or company name	Whitecross Dental Care Limited
Contract type name	GDS Contract
Purpose of contract	General
Contract start date	01/04/2016
Contract end date	

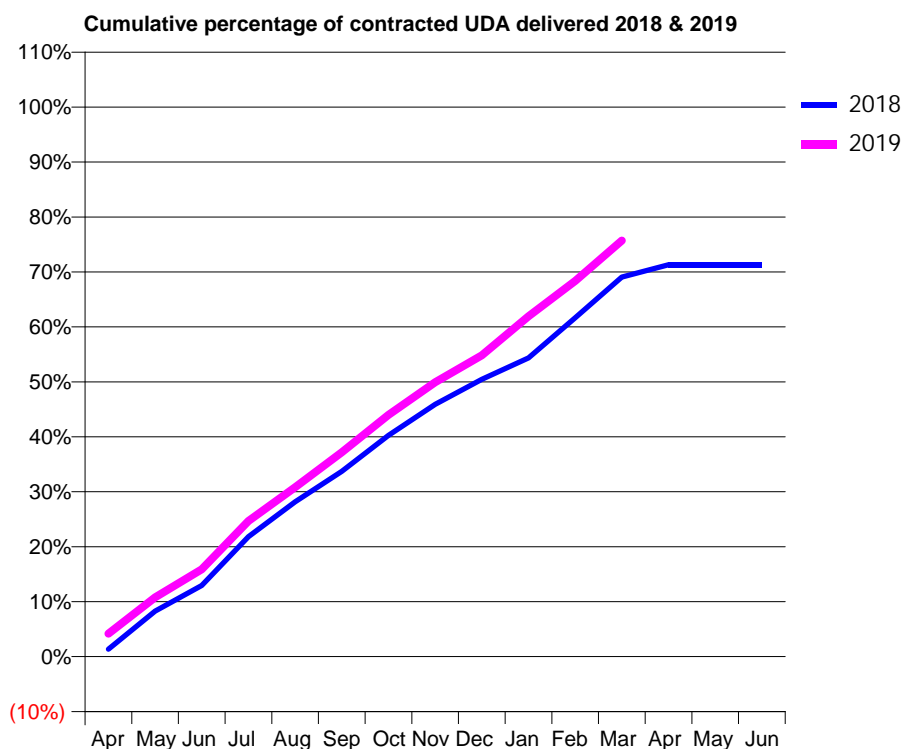
18/19 Contracted general activity (UDA)	20,000
Carry forward general activity (UDA)	0
18/19 Contracted orthodontic activity (UOA)	0
Carry forward orthodontic activity (UOA)	0
Baseline contract value	£509,565.17

ACCESS*

Patients seen in 24 months	Total	Change since previous quarter
Quarter ending March 2018	7,482	
Quarter ending June 2018	7,385	↓
Quarter ending September 2018	7,300	↓
Quarter ending December 2018	7,298	→
Quarter ending March 2019	7,393	→
Variance since March 2018	(1.2%)	↓



ACTIVITY



Month	Adjusted Scheduled Activity (UDA)	
	2018	2019
April	325	836
May	2,013	2,156
June	3,143	3,176
July	5,301	4,938
August	6,847	6,165
September	8,195	7,432
October	9,782	8,795
November	11,155	9,988
December	12,262	10,965
January	13,207	12,383
February	14,986	13,676
March	16,778	15,140
April	17,325	
May	17,324	
June	17,324	

QUALITY

	Quantity	Base Number	Contract	AT	Region	England
% of FP17s for the same patient ID Re-attending within 3 months - Children	115	2,245	5.1%	10.0%	11.5%	11.8%
% of FP17s for the same patient ID Re-attending within 3 months - Adults	835	6,485	12.9%	14.2%	15.2%	15.7%
% of FP17s for the same patient ID Re-attending between 3 & 9 months - Children	1,260	2,245	56.1%	62.1%	60.2%	58.9%
% of FP17s for the same patient ID Re-attending between 3 & 9 months - Adults	2,790	6,485	43.0%	54.9%	51.8%	50.8%
% of FP17s for Band 1 Urgent Courses	601	8,422	7.1%	6.9%	8.1%	9.1%
% of FP17s Relating to Free Repair or Replacements	83	8,422	1.0%	0.8%	0.8%	0.8%
% of FP17s Relating to Continuations	178	8,422	2.1%	1.1%	0.9%	0.9%
% of Patients satisfied with the dentistry they have received	0	0	N/A	91.3%	92.7%	92.5%
% of Patients satisfied with the time they had to wait for an appointment	0	0	N/A	85.3%	87.4%	87.0%

* This is based on patients treated on this contract for their most recent course of treatment. Figures in italics indicate the base number of FP17s or Patient Questionnaire responses are less than 100. N/A is shown where the base number of responses is less than 10 during the period. % is calculated as Quantity/Base number*100

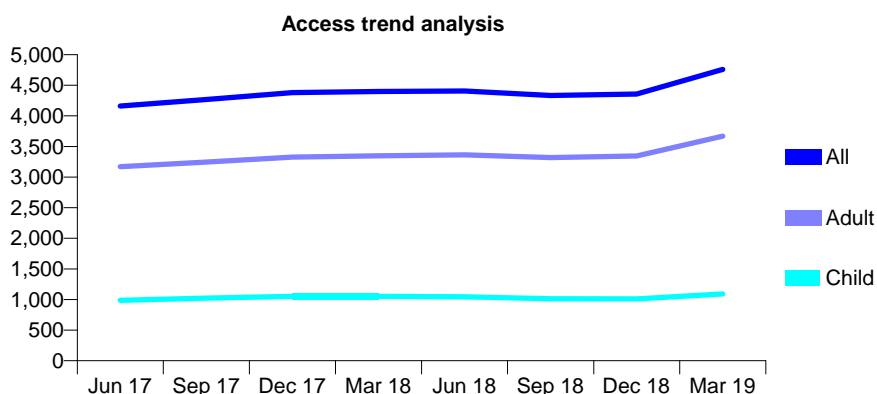
Q55 - Vital Signs At a Glance Contract Report for 100150/0000 - March 2019

Name or company name	Brimington Dental Practice
Contract type name	GDS Contract
Purpose of contract	General and Orthodontic
Contract start date	01/06/2016
Contract end date	

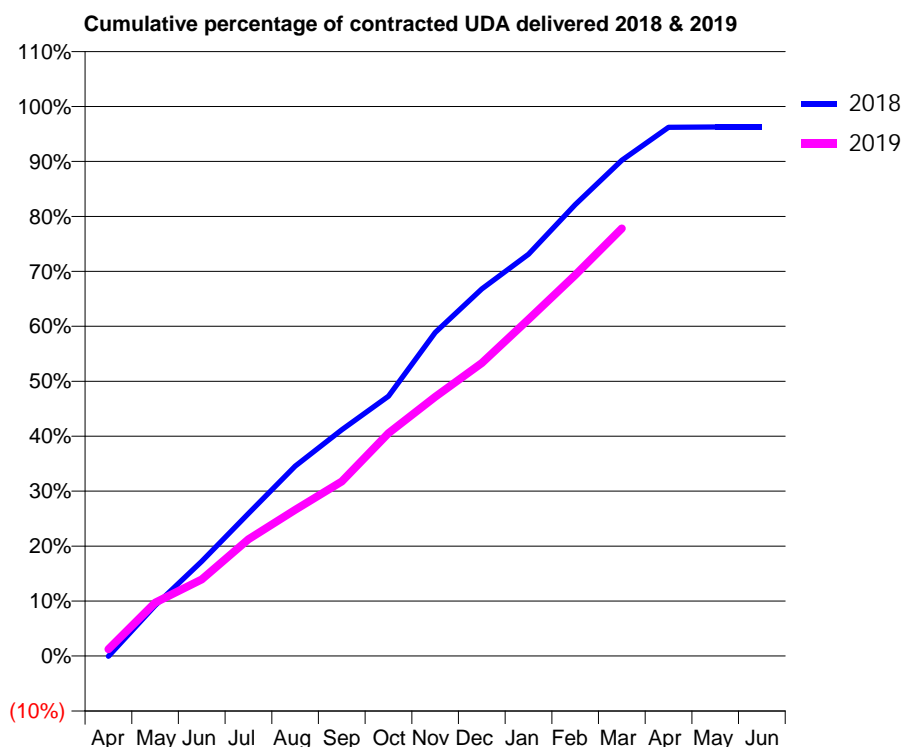
18/19 Contracted general activity (UDA)	20,298
Carry forward general activity (UDA)	0
18/19 Contracted orthodontic activity (UOA)	563
Carry forward orthodontic activity (UOA)	0
Baseline contract value	£588,046.80

ACCESS*

Patients seen in 24 months	Total	Change since previous quarter
Quarter ending March 2018	4,399	
Quarter ending June 2018	4,407	→
Quarter ending September 2018	4,332	↓
Quarter ending December 2018	4,356	→
Quarter ending March 2019	4,760	↑
Variance since March 2018	8.2%	↑



ACTIVITY



Month	Adjusted Scheduled Activity (UDA)	
	2018	2019
April	-11	253
May	1,444	1,974
June	2,705	2,831
July	4,075	4,313
August	5,428	5,402
September	6,466	6,446
October	7,427	8,235
November	9,247	9,572
December	10,492	10,818
January	11,484	12,435
February	12,901	14,070
March	14,173	15,793
April	15,111	
May	15,120	
June	15,120	

QUALITY

	Quantity	Base Number	Contract	AT	Region	England
% of FP17s for the same patient ID Re-attending within 3 months - Children	331	2,129	15.5%	10.0%	11.5%	11.8%
% of FP17s for the same patient ID Re-attending within 3 months - Adults	1,183	7,111	16.6%	14.2%	15.2%	15.7%
% of FP17s for the same patient ID Re-attending between 3 & 9 months - Children	1,292	2,129	60.7%	62.1%	60.2%	58.9%
% of FP17s for the same patient ID Re-attending between 3 & 9 months - Adults	4,656	7,111	65.5%	54.9%	51.8%	50.8%
% of FP17s for Band 1 Urgent Courses	555	8,480	6.5%	6.9%	8.1%	9.1%
% of FP17s Relating to Free Repair or Replacements	54	8,480	0.6%	0.8%	0.8%	0.8%
% of FP17s Relating to Continuations	79	8,480	0.9%	1.1%	0.9%	0.9%
% of Patients satisfied with the dentistry they have received	7	7	N/A	91.3%	92.7%	92.5%
% of Patients satisfied with the time they had to wait for an appointment	7	7	N/A	85.3%	87.4%	87.0%

* This is based on patients treated on this contract for their most recent course of treatment. Figures in italics indicate the base number of FP17s or Patient Questionnaire responses are less than 100. N/A is shown where the base number of responses is less than 10 during the period. % is calculated as Quantity/Base number*100

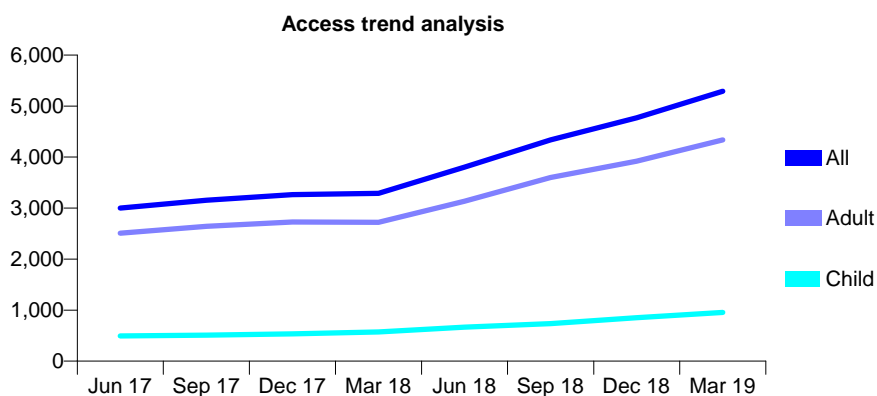
Q55 - Vital Signs At a Glance Contract Report for 100180/0000 - March 2019

Name or company name	Chaddesden Dental Practice
Contract type name	GDS Contract
Purpose of contract	General
Contract start date	01/08/2016
Contract end date	

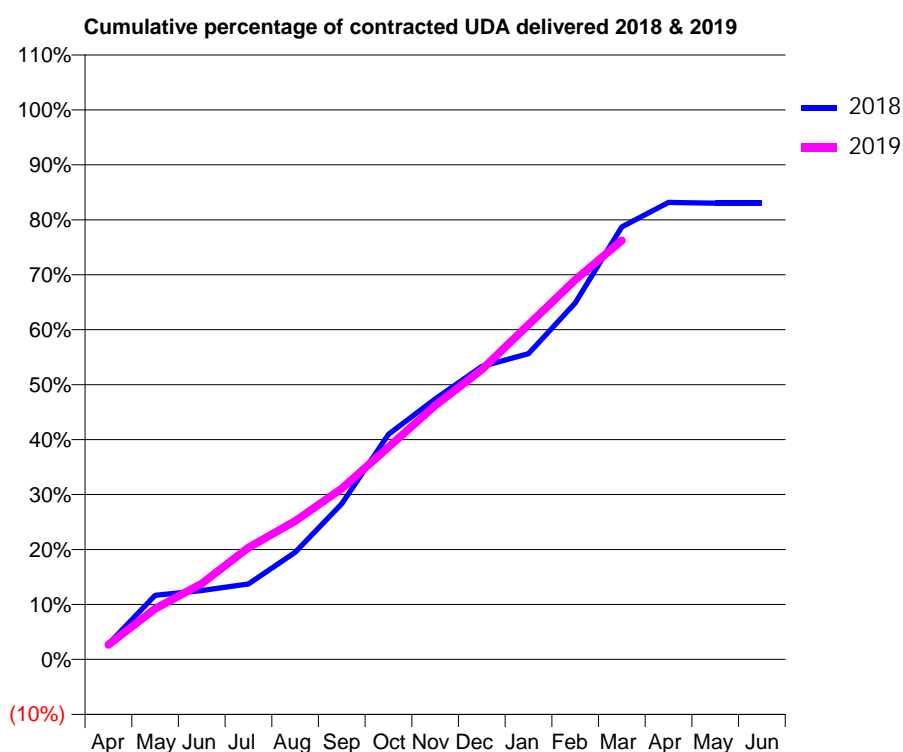
18/19 Contracted general activity (UDA)	21,628
Carry forward general activity (UDA)	0
18/19 Contracted orthodontic activity (UOA)	0
Carry forward orthodontic activity (UOA)	0
Baseline contract value	£564,575.41

ACCESS*

Patients seen in 24 months	Total	Change since previous quarter
Quarter ending March 2018	3,291	
Quarter ending June 2018	3,802	↑
Quarter ending September 2018	4,338	↑
Quarter ending December 2018	4,770	↑
Quarter ending March 2019	5,291	↑
Variance since March 2018	60.8%	↑



ACTIVITY



Month	Adjusted Scheduled Activity (UDA)	
	2018	2019
April	284	574
May	1,192	1,989
June	1,281	2,986
July	1,406	4,402
August	1,994	5,447
September	2,897	6,725
October	4,187	8,352
November	4,848	9,998
December	5,452	11,404
January	5,690	13,175
February	6,636	14,936
March	8,051	16,486
April	8,505	
May	8,489	
June	8,490	

QUALITY

	Quantity	Base Number	Contract	AT	Region	England
% of FP17s for the same patient ID Re-attending within 3 months - Children	137	1,620	8.5%	10.0%	11.5%	11.8%
% of FP17s for the same patient ID Re-attending within 3 months - Adults	905	7,324	12.4%	14.2%	15.2%	15.7%
% of FP17s for the same patient ID Re-attending between 3 & 9 months - Children	827	1,620	51.0%	62.1%	60.2%	58.9%
% of FP17s for the same patient ID Re-attending between 3 & 9 months - Adults	3,738	7,324	51.0%	54.9%	51.8%	50.8%
% of FP17s for Band 1 Urgent Courses	549	8,668	6.3%	6.9%	8.1%	9.1%
% of FP17s Relating to Free Repair or Replacements	43	8,668	0.5%	0.8%	0.8%	0.8%
% of FP17s Relating to Continuations	50	8,668	0.6%	1.1%	0.9%	0.9%
% of Patients satisfied with the dentistry they have received	1	1	N/A	91.3%	92.7%	92.5%
% of Patients satisfied with the time they had to wait for an appointment	1	1	N/A	85.3%	87.4%	87.0%

* This is based on patients treated on this contract for their most recent course of treatment. Figures in italics indicate the base number of FP17s or Patient Questionnaire responses are less than 100. N/A is shown where the base number of responses is less than 10 during the period. % is calculated as Quantity/Base number*100

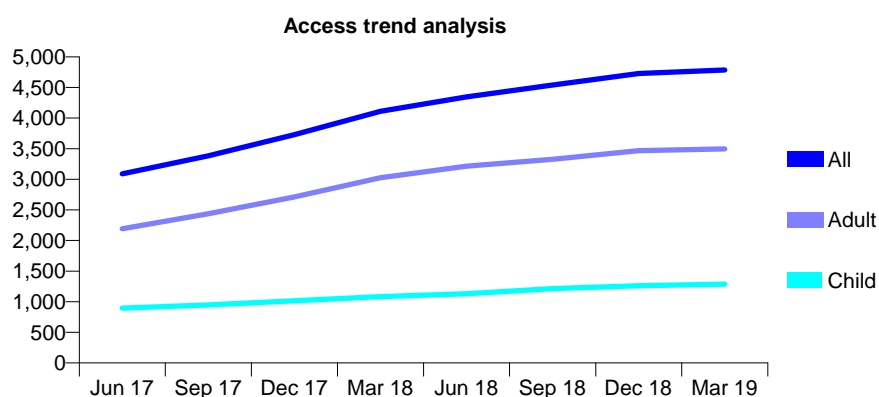
Q55 - Vital Signs At a Glance Contract Report for 100195/0000 - March 2019

Name or company name	TASK B LTD - T/A Dental Perfection
Contract type name	GDS Contract
Purpose of contract	General
Contract start date	01/08/2016
Contract end date	

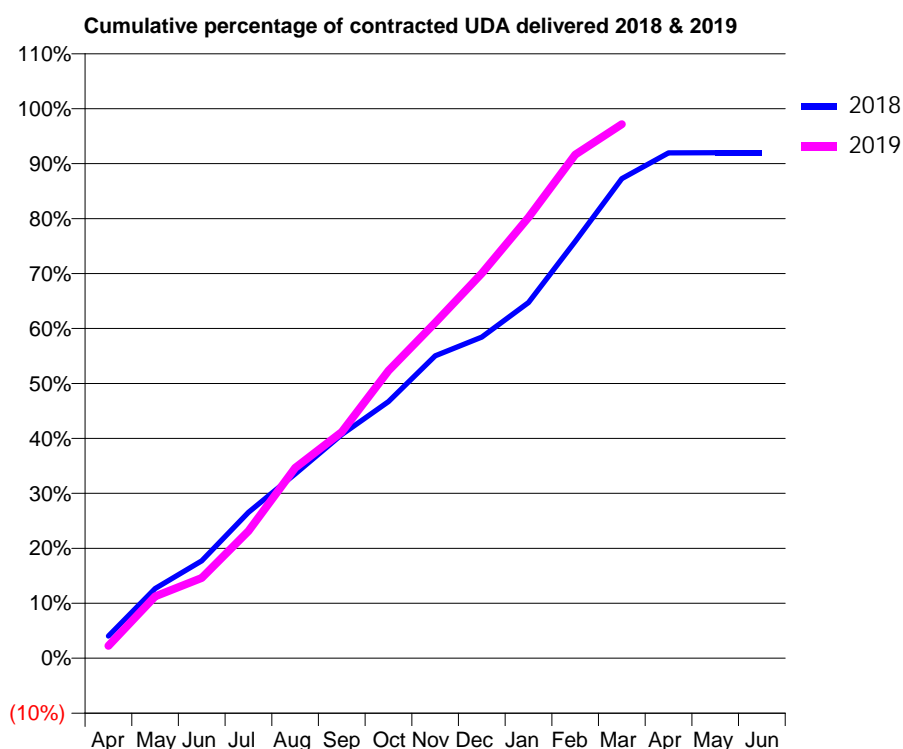
18/19 Contracted general activity (UDA)	10,900
Carry forward general activity (UDA)	0
18/19 Contracted orthodontic activity (UOA)	0
Carry forward orthodontic activity (UOA)	0
Baseline contract value	£246,373.94

ACCESS*

Patients seen in 24 months	Total	Change since previous quarter
Quarter ending March 2018	4,112	
Quarter ending June 2018	4,345	↑
Quarter ending September 2018	4,539	↑
Quarter ending December 2018	4,728	↑
Quarter ending March 2019	4,786	→
Variance since March 2018	16.4%	↑



ACTIVITY



Month	2018	2019
April	439	246
May	1,381	1,226
June	1,933	1,592
July	2,894	2,521
August	3,654	3,775
September	4,438	4,489
October	5,090	5,702
November	5,997	6,657
December	6,367	7,632
January	7,057	8,744
February	8,266	9,988
March	9,513	10,591
April	10,024	
May	10,026	
June	10,026	

QUALITY

	Quantity	Base Number	Contract	AT	Region	England
% of FP17s for the same patient ID Re-attending within 3 months - Children	100	1,652	6.1%	10.0%	11.5%	11.8%
% of FP17s for the same patient ID Re-attending within 3 months - Adults	340	3,881	8.8%	14.2%	15.2%	15.7%
% of FP17s for the same patient ID Re-attending between 3 & 9 months - Children	731	1,652	44.2%	62.1%	60.2%	58.9%
% of FP17s for the same patient ID Re-attending between 3 & 9 months - Adults	1,508	3,881	38.9%	54.9%	51.8%	50.8%
% of FP17s for Band 1 Urgent Courses	170	5,258	3.2%	6.9%	8.1%	9.1%
% of FP17s Relating to Free Repair or Replacements	8	5,258	0.2%	0.8%	0.8%	0.8%
% of FP17s Relating to Continuations	101	5,258	1.9%	1.1%	0.9%	0.9%
% of Patients satisfied with the dentistry they have received	1	1	N/A	91.3%	92.7%	92.5%
% of Patients satisfied with the time they had to wait for an appointment	0	1	N/A	85.3%	87.4%	87.0%

* This is based on patients treated on this contract for their most recent course of treatment. Figures in italics indicate the base number of FP17s or Patient Questionnaire responses are less than 100. N/A is shown where the base number of responses is less than 10 during the period. % is calculated as Quantity/Base number*100

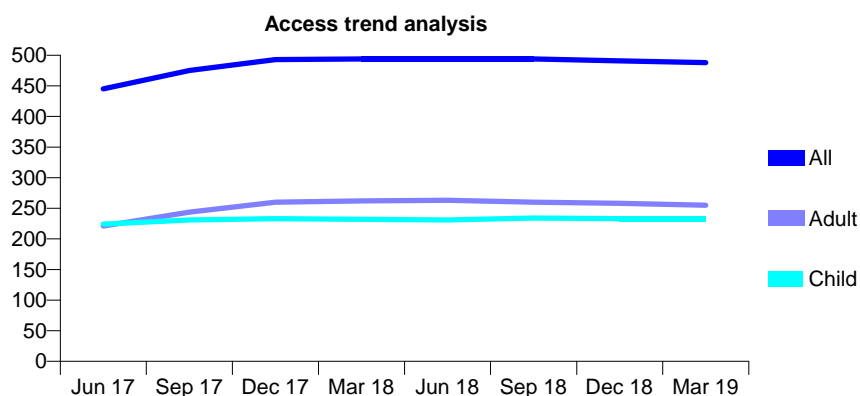
Q55 - Vital Signs At a Glance Contract Report for 100196/0000 - March 2019

Name or company name	Impressions Dental Care (Nottingham) Limi
Contract type name	GDS Contract
Purpose of contract	General
Contract start date	01/08/2016
Contract end date	

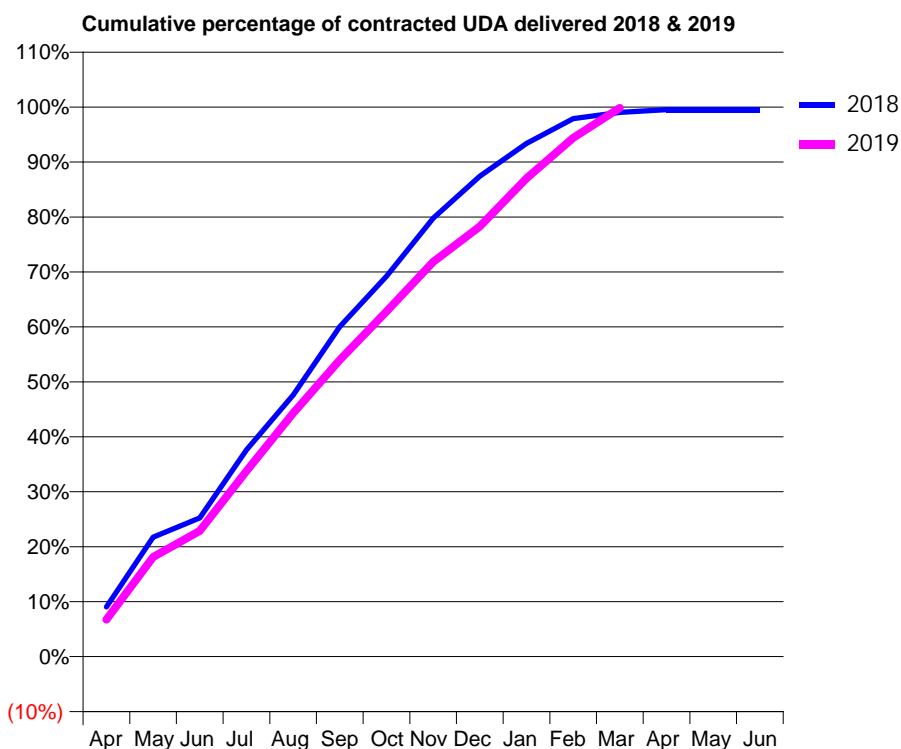
18/19 Contracted general activity (UDA)	1,354
Carry forward general activity (UDA)	-14
18/19 Contracted orthodontic activity (UOA)	0
Carry forward orthodontic activity (UOA)	0
Baseline contract value	£33,138.93

ACCESS*

Patients seen in 24 months	Total	Change since previous quarter
Quarter ending March 2018	494	
Quarter ending June 2018	494	→
Quarter ending September 2018	494	→
Quarter ending December 2018	491	→
Quarter ending March 2019	488	→
Variance since March 2018	(1.2%)	↓



ACTIVITY



Month	Adjusted Scheduled Activity (UDA)	
	2018	2019
April	124	91
May	299	246
June	347	310
July	517	457
August	654	600
September	825	731
October	952	851
November	1,097	973
December	1,202	1,060
January	1,284	1,178
February	1,346	1,278
March	1,361	1,352
April	1,368	
May	1,368	
June	1,368	

QUALITY

	Quantity	Base Number	Contract	AT	Region	England
% of FP17s for the same patient ID Re-attending within 3 months - Children	31	386	8.0%	10.0%	11.5%	11.8%
% of FP17s for the same patient ID Re-attending within 3 months - Adults	70	389	18.0%	14.2%	15.2%	15.7%
% of FP17s for the same patient ID Re-attending between 3 & 9 months - Children	254	386	65.8%	62.1%	60.2%	58.9%
% of FP17s for the same patient ID Re-attending between 3 & 9 months - Adults	228	389	58.6%	54.9%	51.8%	50.8%
% of FP17s for Band 1 Urgent Courses	19	767	2.5%	6.9%	8.1%	9.1%
% of FP17s Relating to Free Repair or Replacements	4	767	0.5%	0.8%	0.8%	0.8%
% of FP17s Relating to Continuations	2	767	0.3%	1.1%	0.9%	0.9%
% of Patients satisfied with the dentistry they have received	0	0	N/A	91.3%	92.7%	92.5%
% of Patients satisfied with the time they had to wait for an appointment	0	0	N/A	85.3%	87.4%	87.0%

* This is based on patients treated on this contract for their most recent course of treatment. Figures in italics indicate the base number of FP17s or Patient Questionnaire responses are less than 100. N/A is shown where the base number of responses is less than 10 during the period. % is calculated as Quantity/Base number*100

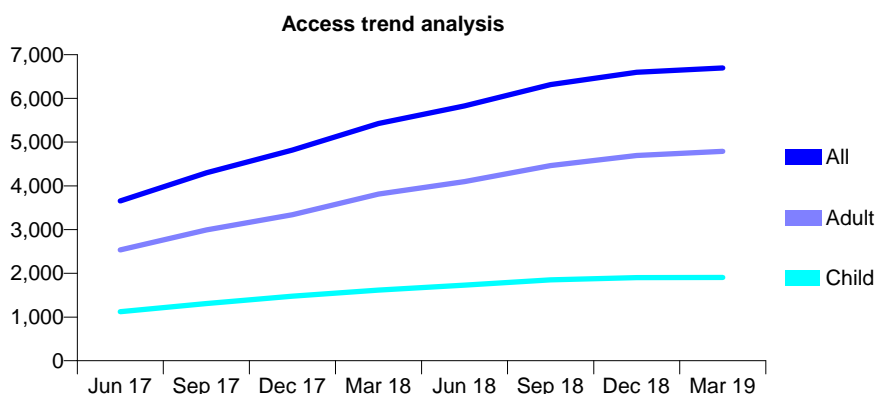
Q55 - Vital Signs At a Glance Contract Report for 100205/0000 - March 2019

Name or company name	Family Medical Centre (Green//Hanji)
Contract type name	GDS Contract
Purpose of contract	General
Contract start date	01/08/2016
Contract end date	

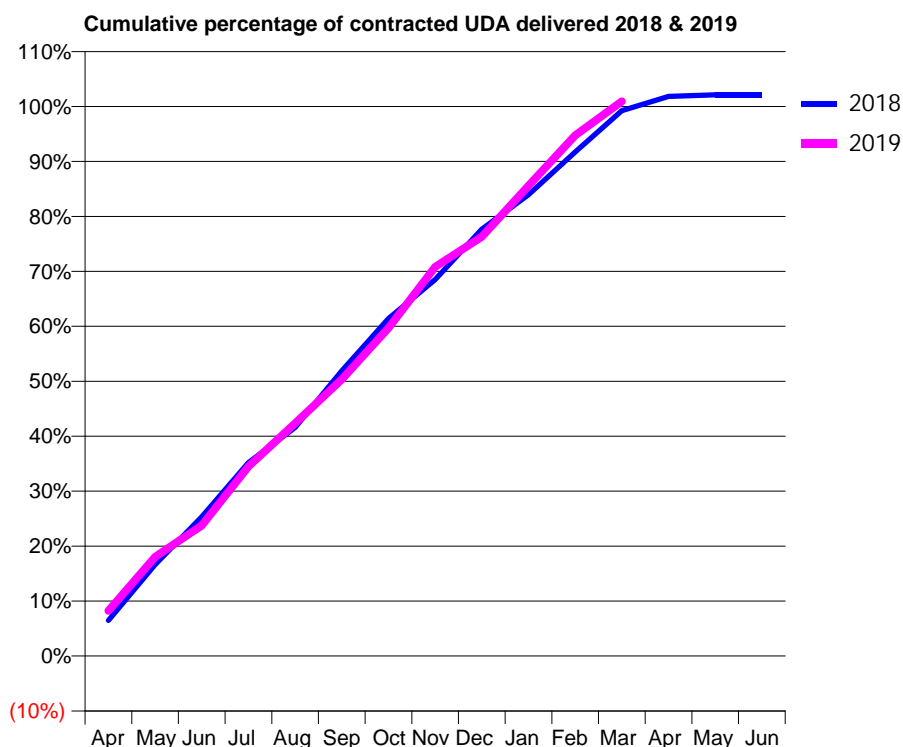
18/19 Contracted general activity (UDA)	26,057
Carry forward general activity (UDA)	-421
18/19 Contracted orthodontic activity (UOA)	0
Carry forward orthodontic activity (UOA)	0
Baseline contract value	£715,678.94

ACCESS*

Patients seen in 24 months	Total	Change since previous quarter
Quarter ending March 2018	5,427	
Quarter ending June 2018	5,827	↑
Quarter ending September 2018	6,314	↑
Quarter ending December 2018	6,600	↑
Quarter ending March 2019	6,695	→
Variance since March 2018	23.4%	↑



ACTIVITY



Month	Adjusted Scheduled Activity (UDA)	
	2018	2019
April	1,365	2,150
May	3,500	4,703
June	5,332	6,187
July	7,411	8,986
August	8,759	11,040
September	10,924	13,118
October	12,928	15,549
November	14,429	18,446
December	16,351	19,876
January	17,680	22,296
February	19,312	24,689
March	20,898	26,292
April	21,444	
May	21,504	
June	21,503	

QUALITY

	Quantity	Base Number	Contract	AT	Region	England
% of FP17s for the same patient ID Re-attending within 3 months - Children	205	2,503	8.2%	10.0%	11.5%	11.8%
% of FP17s for the same patient ID Re-attending within 3 months - Adults	751	5,685	13.2%	14.2%	15.2%	15.7%
% of FP17s for the same patient ID Re-attending between 3 & 9 months - Children	1,134	2,503	45.3%	62.1%	60.2%	58.9%
% of FP17s for the same patient ID Re-attending between 3 & 9 months - Adults	1,995	5,685	35.1%	54.9%	51.8%	50.8%
% of FP17s for Band 1 Urgent Courses	403	7,983	5.0%	6.9%	8.1%	9.1%
% of FP17s Relating to Free Repair or Replacements	81	7,983	1.0%	0.8%	0.8%	0.8%
% of FP17s Relating to Continuations	28	7,983	0.4%	1.1%	0.9%	0.9%
% of Patients satisfied with the dentistry they have received	0	0	N/A	91.3%	92.7%	92.5%
% of Patients satisfied with the time they had to wait for an appointment	0	0	N/A	85.3%	87.4%	87.0%

* This is based on patients treated on this contract for their most recent course of treatment.

Figures in italics indicate the base number of FP17s or Patient Questionnaire responses are less than 100. N/A is shown where the base number of responses is less than 10 during the period. % is calculated as Quantity/Base number*100

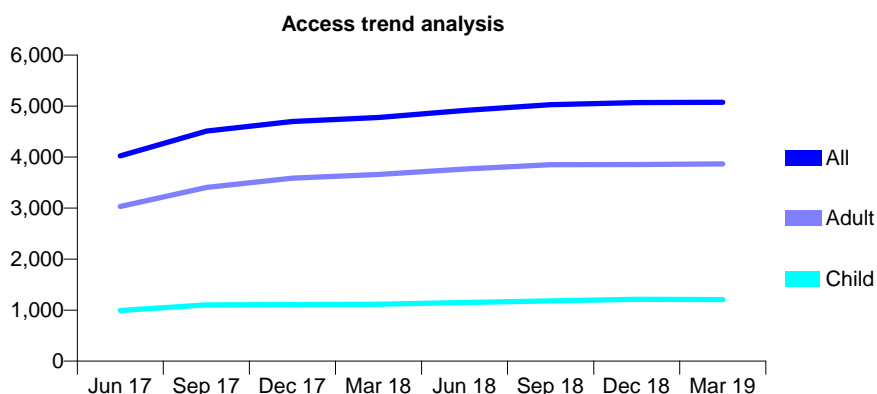
Q55 - Vital Signs At a Glance Contract Report for 100211/0000 - March 2019

Name or company name	Rivergreen Dental Practice
Contract type name	GDS Contract
Purpose of contract	General
Contract start date	01/09/2016
Contract end date	

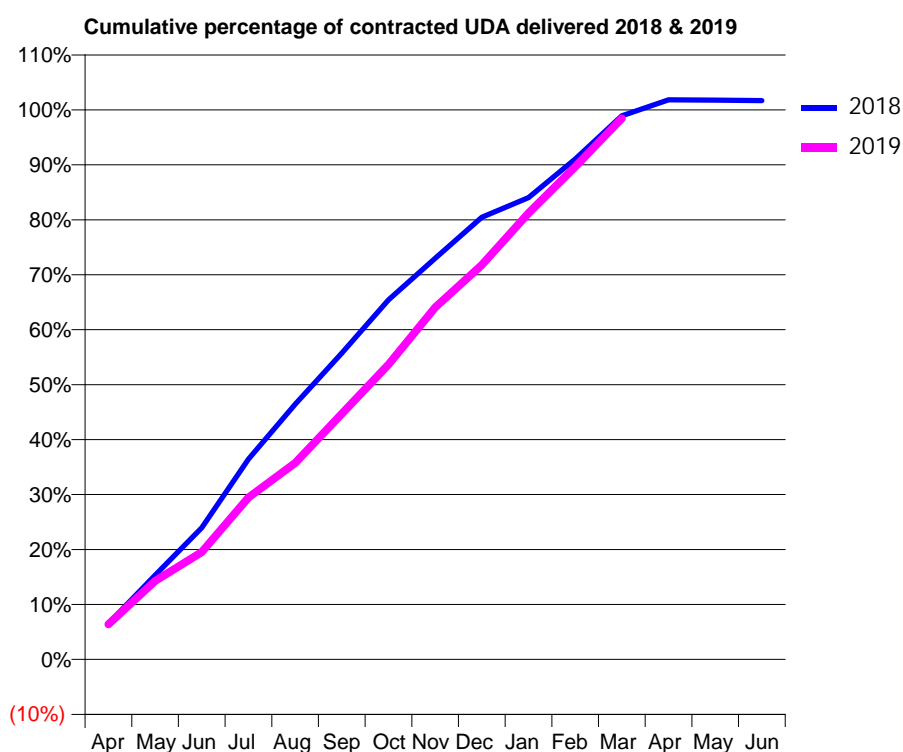
18/19 Contracted general activity (UDA)	14,929
Carry forward general activity (UDA)	-252
18/19 Contracted orthodontic activity (UOA)	0
Carry forward orthodontic activity (UOA)	0
Baseline contract value	£393,324.13

ACCESS*

Patients seen in 24 months	Total	Change since previous quarter
Quarter ending March 2018	4,775	
Quarter ending June 2018	4,915	↑
Quarter ending September 2018	5,029	↑
Quarter ending December 2018	5,067	→
Quarter ending March 2019	5,076	→
Variance since March 2018	6.3%	↑



ACTIVITY



Month	Adjusted Scheduled Activity (UDA)	
	2018	2019
April	978	954
May	2,288	2,132
June	3,579	2,914
July	5,440	4,401
August	6,931	5,339
September	8,319	6,671
October	9,767	8,012
November	10,895	9,563
December	12,013	10,716
January	12,544	12,124
February	13,594	13,383
March	14,764	14,696
April	15,198	
May	15,193	
June	15,181	

QUALITY

	Quantity	Base Number	Contract	AT	Region	England
% of FP17s for the same patient ID Re-attending within 3 months - Children	109	1,555	7.0%	10.0%	11.5%	11.8%
% of FP17s for the same patient ID Re-attending within 3 months - Adults	741	5,425	13.7%	14.2%	15.2%	15.7%
% of FP17s for the same patient ID Re-attending between 3 & 9 months - Children	885	1,555	56.9%	62.1%	60.2%	58.9%
% of FP17s for the same patient ID Re-attending between 3 & 9 months - Adults	2,996	5,425	55.2%	54.9%	51.8%	50.8%
% of FP17s for Band 1 Urgent Courses	351	6,810	5.2%	6.9%	8.1%	9.1%
% of FP17s Relating to Free Repair or Replacements	119	6,810	1.7%	0.8%	0.8%	0.8%
% of FP17s Relating to Continuations	36	6,810	0.5%	1.1%	0.9%	0.9%
% of Patients satisfied with the dentistry they have received	2	3	N/A	91.3%	92.7%	92.5%
% of Patients satisfied with the time they had to wait for an appointment	3	3	N/A	85.3%	87.4%	87.0%

* This is based on patients treated on this contract for their most recent course of treatment. Figures in italics indicate the base number of FP17s or Patient Questionnaire responses are less than 100. N/A is shown where the base number of responses is less than 10 during the period. % is calculated as Quantity/Base number*100

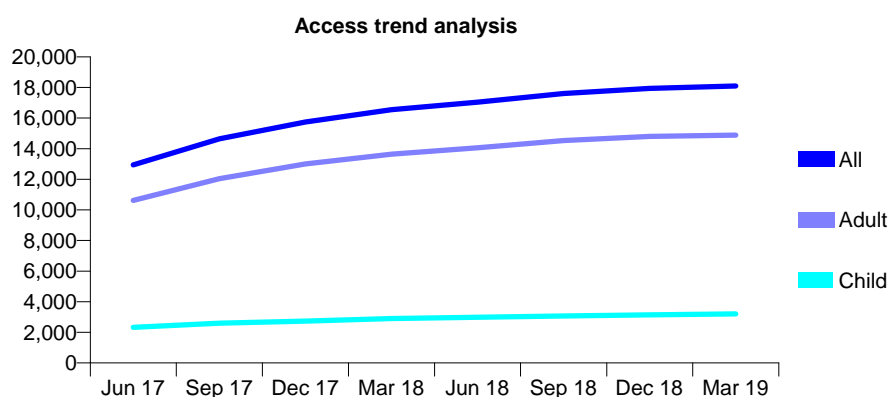
Q55 - Vital Signs At a Glance Contract Report for 100236/0000 - March 2019

Name or company name	AJ Moore & Associates
Contract type name	GDS Contract
Purpose of contract	General
Contract start date	01/12/2016
Contract end date	

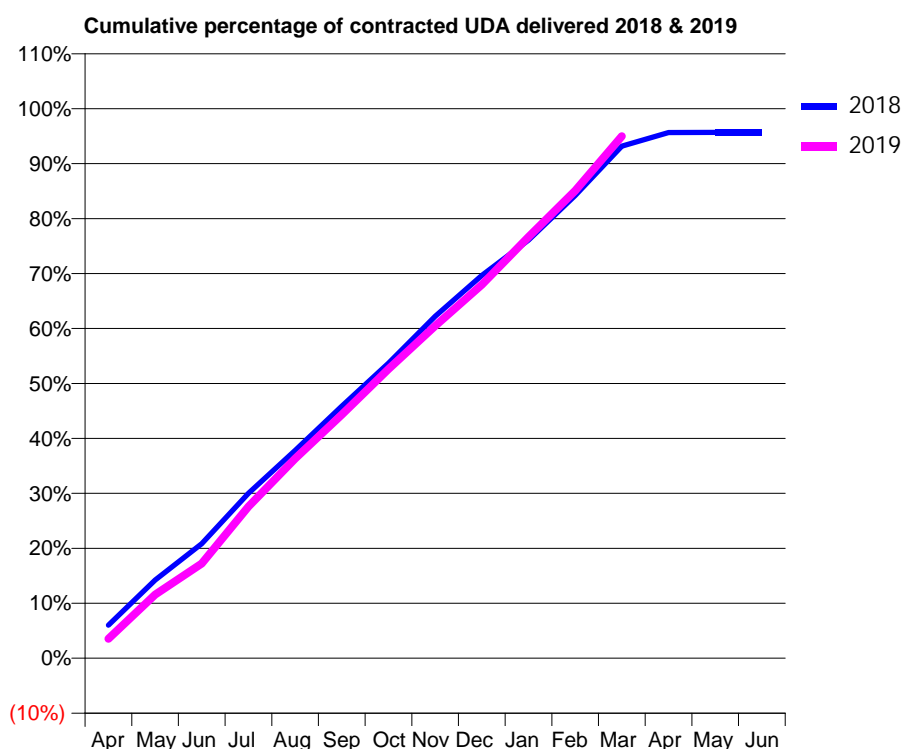
18/19 Contracted general activity (UDA)	55,587
Carry forward general activity (UDA)	0
18/19 Contracted orthodontic activity (UOA)	0
Carry forward orthodontic activity (UOA)	0
Baseline contract value	£1,339,871.58

ACCESS*

Patients seen in 24 months	Total	Change since previous quarter
Quarter ending March 2018	16,547	
Quarter ending June 2018	17,040	↑
Quarter ending September 2018	17,607	↑
Quarter ending December 2018	17,937	→
Quarter ending March 2019	18,092	→
Variance since March 2018	9.3%	↑



ACTIVITY



Month	2018	2019
April	3,420	1,977
May	8,076	6,447
June	11,834	9,589
July	17,036	15,340
August	21,483	20,196
September	26,032	24,637
October	30,496	29,241
November	35,343	33,618
December	39,546	37,783
January	43,209	42,617
February	47,820	47,291
March	52,905	52,789
April	54,321	
May	54,330	
June	54,332	

QUALITY

	Quantity	Base Number	Contract	AT	Region	England
% of FP17s for the same patient ID Re-attending within 3 months - Children	312	5,310	5.9%	10.0%	11.5%	11.8%
% of FP17s for the same patient ID Re-attending within 3 months - Adults	3,249	25,341	12.8%	14.2%	15.2%	15.7%
% of FP17s for the same patient ID Re-attending between 3 & 9 months - Children	3,537	5,310	66.6%	62.1%	60.2%	58.9%
% of FP17s for the same patient ID Re-attending between 3 & 9 months - Adults	16,736	25,341	66.0%	54.9%	51.8%	50.8%
% of FP17s for Band 1 Urgent Courses	1,428	29,223	4.9%	6.9%	8.1%	9.1%
% of FP17s Relating to Free Repair or Replacements	431	29,223	1.5%	0.8%	0.8%	0.8%
% of FP17s Relating to Continuations	335	29,223	1.1%	1.1%	0.9%	0.9%
% of Patients satisfied with the dentistry they have received	13	13	100.0%	91.3%	92.7%	92.5%
% of Patients satisfied with the time they had to wait for an appointment	12	13	92.3%	85.3%	87.4%	87.0%

* This is based on patients treated on this contract for their most recent course of treatment.

Figures in italics indicate the base number of FP17s or Patient Questionnaire responses are less than 100. N/A is shown where the base number of responses is less than 10 during the period. % is calculated as Quantity/Base number*100

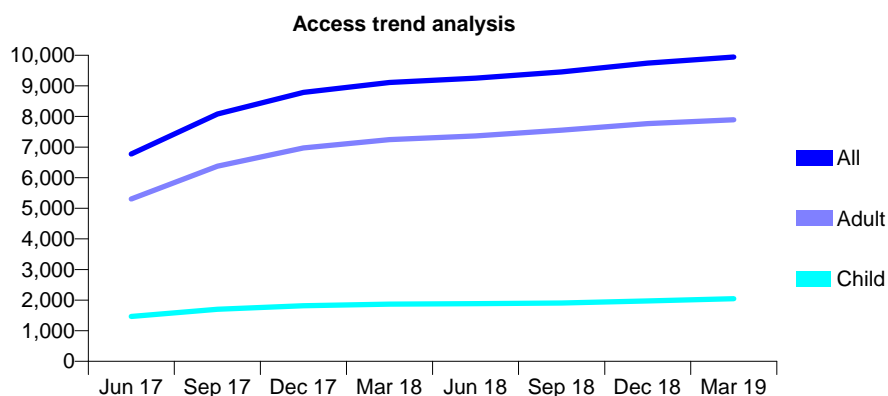
Q55 - Vital Signs At a Glance Contract Report for 100238/0000 - March 2019

Name or company name	Heanor Dental Practice
Contract type name	GDS Contract
Purpose of contract	General
Contract start date	01/12/2016
Contract end date	

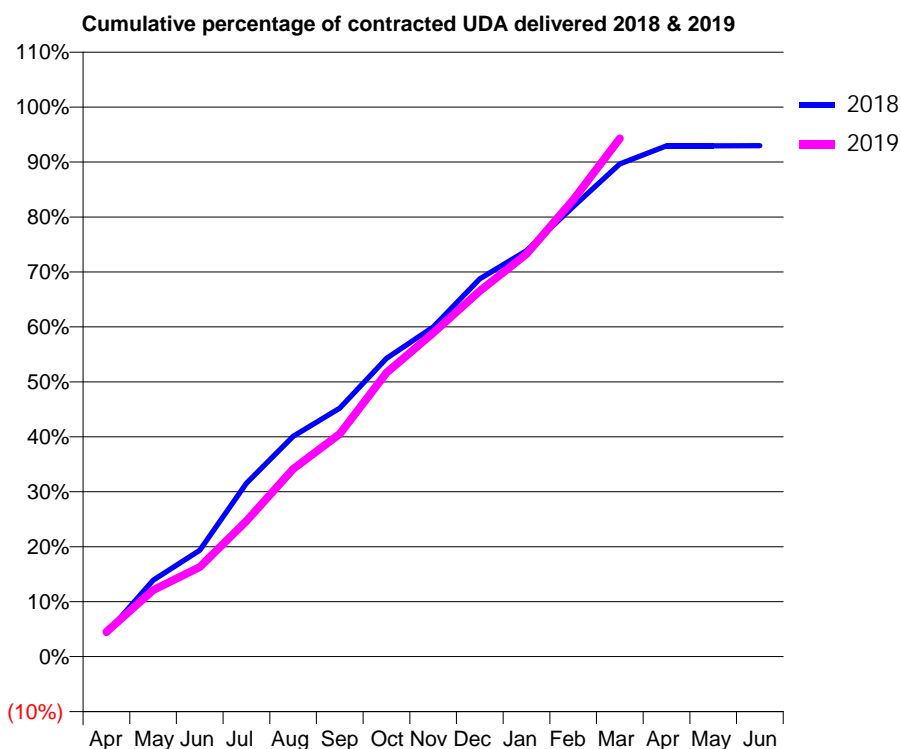
18/19 Contracted general activity (UDA)	25,773
Carry forward general activity (UDA)	0
18/19 Contracted orthodontic activity (UOA)	0
Carry forward orthodontic activity (UOA)	0
Baseline contract value	£786,875.54

ACCESS*

Patients seen in 24 months	Total	Change since previous quarter
Quarter ending March 2018	9,108	
Quarter ending June 2018	9,251	→
Quarter ending September 2018	9,459	↑
Quarter ending December 2018	9,744	↑
Quarter ending March 2019	9,940	↑
Variance since March 2018	9.1%	↑



ACTIVITY



Month	Adjusted Scheduled Activity (UDA)	
	2018	2019
April	1,087	1,163
May	3,589	3,120
June	4,989	4,202
July	8,132	6,363
August	10,329	8,803
September	11,655	10,450
October	13,986	13,311
November	15,456	15,184
December	17,714	17,148
January	19,043	18,879
February	21,097	21,423
March	23,106	24,303
April	23,956	
May	23,960	
June	23,961	

QUALITY

	Quantity	Base Number	Contract	AT	Region	England
% of FP17s for the same patient ID Re-attending within 3 months - Children	186	3,095	6.0%	10.0%	11.5%	11.8%
% of FP17s for the same patient ID Re-attending within 3 months - Adults	1,438	11,674	12.3%	14.2%	15.2%	15.7%
% of FP17s for the same patient ID Re-attending between 3 & 9 months - Children	1,903	3,095	61.5%	62.1%	60.2%	58.9%
% of FP17s for the same patient ID Re-attending between 3 & 9 months - Adults	6,682	11,674	57.2%	54.9%	51.8%	50.8%
% of FP17s for Band 1 Urgent Courses	608	14,251	4.3%	6.9%	8.1%	9.1%
% of FP17s Relating to Free Repair or Replacements	148	14,251	1.0%	0.8%	0.8%	0.8%
% of FP17s Relating to Continuations	99	14,251	0.7%	1.1%	0.9%	0.9%
% of Patients satisfied with the dentistry they have received	5	5	N/A	91.3%	92.7%	92.5%
% of Patients satisfied with the time they had to wait for an appointment	4	5	N/A	85.3%	87.4%	87.0%

* This is based on patients treated on this contract for their most recent course of treatment. Figures in italics indicate the base number of FP17s or Patient Questionnaire responses are less than 100. N/A is shown where the base number of responses is less than 10 during the period. % is calculated as Quantity/Base number*100

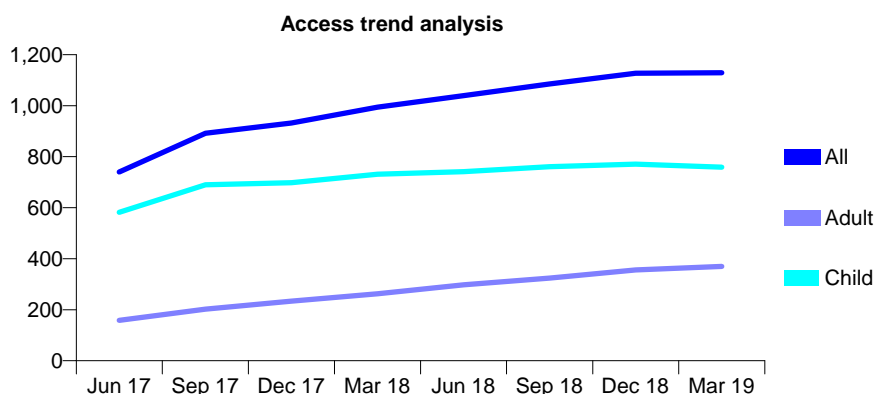
Q55 - Vital Signs At a Glance Contract Report for 100271/0000 - March 2019

Name or company name	Peterson, Carr & Towleron
Contract type name	GDS Contract
Purpose of contract	General
Contract start date	01/01/2017
Contract end date	

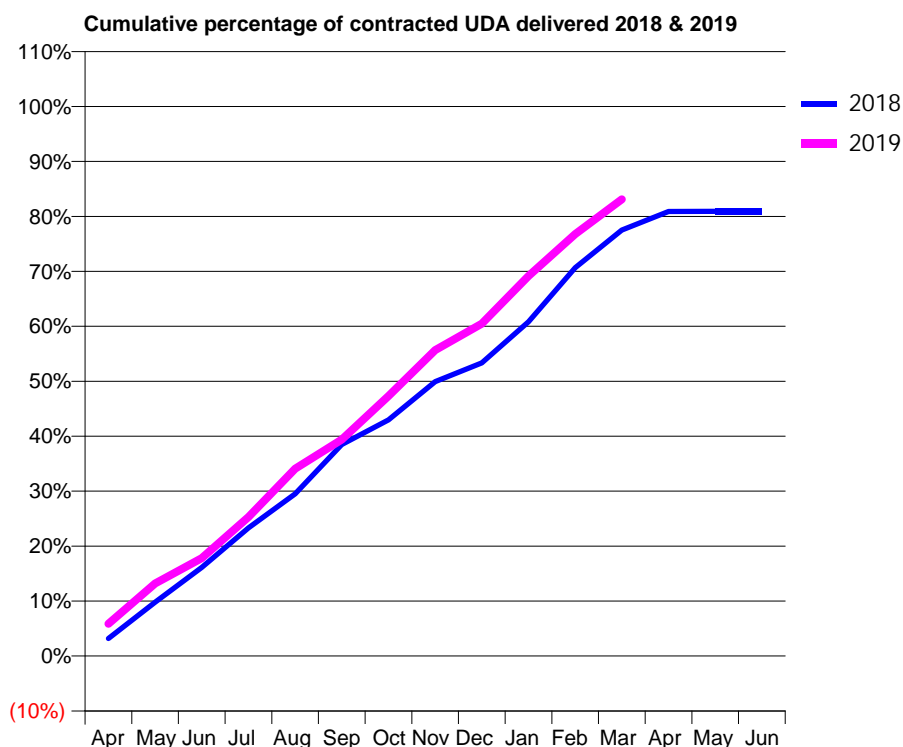
18/19 Contracted general activity (UDA)	3,100
Carry forward general activity (UDA)	0
18/19 Contracted orthodontic activity (UOA)	0
Carry forward orthodontic activity (UOA)	0
Baseline contract value	£72,258.24

ACCESS*

Patients seen in 24 months	Total	Change since previous quarter
Quarter ending March 2018	994	
Quarter ending June 2018	1,039	↑
Quarter ending September 2018	1,085	↑
Quarter ending December 2018	1,127	↑
Quarter ending March 2019	1,129	→
Variance since March 2018	13.6%	↑



ACTIVITY



Month	Adjusted Scheduled Activity (UDA)	
	2018	2019
April	99	182
May	304	410
June	500	552
July	723	784
August	915	1,057
September	1,193	1,221
October	1,332	1,466
November	1,548	1,725
December	1,654	1,875
January	1,886	2,144
February	2,191	2,380
March	2,402	2,576
April	2,507	
May	2,508	
June	2,508	

QUALITY

	Quantity	Base Number	Contract	AT	Region	England
% of FP17s for the same patient ID Re-attending within 3 months - Children	90	1,392	6.5%	10.0%	11.5%	11.8%
% of FP17s for the same patient ID Re-attending within 3 months - Adults	35	368	9.5%	14.2%	15.2%	15.7%
% of FP17s for the same patient ID Re-attending between 3 & 9 months - Children	995	1,392	71.5%	62.1%	60.2%	58.9%
% of FP17s for the same patient ID Re-attending between 3 & 9 months - Adults	182	368	49.5%	54.9%	51.8%	50.8%
% of FP17s for Band 1 Urgent Courses	120	1,693	7.1%	6.9%	8.1%	9.1%
% of FP17s Relating to Free Repair or Replacements	0	1,693	0.0%	0.8%	0.8%	0.8%
% of FP17s Relating to Continuations	0	1,693	0.0%	1.1%	0.9%	0.9%
% of Patients satisfied with the dentistry they have received	1	1	N/A	91.3%	92.7%	92.5%
% of Patients satisfied with the time they had to wait for an appointment	1	1	N/A	85.3%	87.4%	87.0%

* This is based on patients treated on this contract for their most recent course of treatment. Figures in italics indicate the base number of FP17s or Patient Questionnaire responses are less than 100. N/A is shown where the base number of responses is less than 10 during the period. % is calculated as Quantity/Base number*100

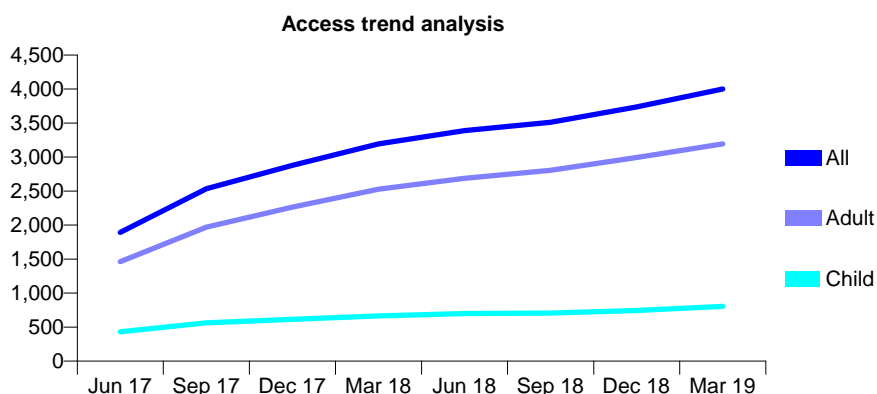
Q55 - Vital Signs At a Glance Contract Report for 100305/0000 - March 2019

Name or company name	New Whittington Dental Practice
Contract type name	GDS Contract
Purpose of contract	General
Contract start date	01/02/2017
Contract end date	

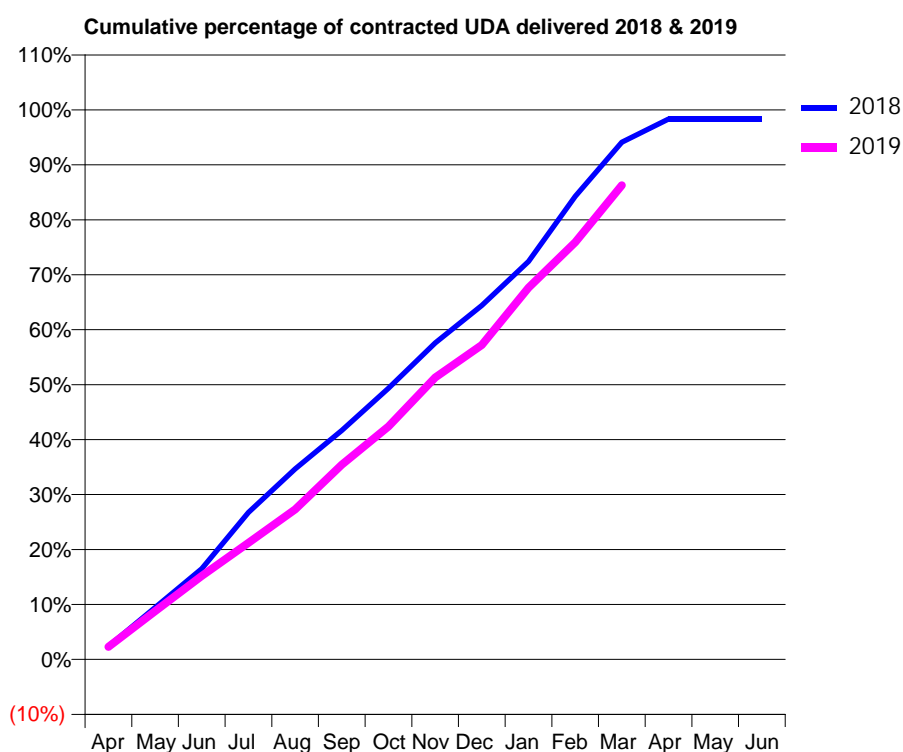
18/19 Contracted general activity (UDA)	14,513
Carry forward general activity (UDA)	186
18/19 Contracted orthodontic activity (UOA)	0
Carry forward orthodontic activity (UOA)	0
Baseline contract value	£449,039.24

ACCESS*

Patients seen in 24 months	Total	Change since previous quarter
Quarter ending March 2018	3,194	
Quarter ending June 2018	3,390	↑
Quarter ending September 2018	3,513	↑
Quarter ending December 2018	3,738	↑
Quarter ending March 2019	4,000	↑
Variance since March 2018	25.2%	↑



ACTIVITY



Month	Adjusted Scheduled Activity (UDA)	
	2018	2019
April	269	334
May	1,060	1,272
June	1,848	2,202
July	3,000	3,080
August	3,888	3,963
September	4,671	5,142
October	5,533	6,151
November	6,459	7,443
December	7,221	8,302
January	8,120	9,819
February	9,450	11,019
March	10,550	12,522
April	11,024	
May	11,026	
June	11,027	

QUALITY

	Quantity	Base Number	Contract	AT	Region	England
% of FP17s for the same patient ID Re-attending within 3 months - Children	102	1,288	7.9%	10.0%	11.5%	11.8%
% of FP17s for the same patient ID Re-attending within 3 months - Adults	639	4,940	12.9%	14.2%	15.2%	15.7%
% of FP17s for the same patient ID Re-attending between 3 & 9 months - Children	728	1,288	56.5%	62.1%	60.2%	58.9%
% of FP17s for the same patient ID Re-attending between 3 & 9 months - Adults	2,645	4,940	53.5%	54.9%	51.8%	50.8%
% of FP17s for Band 1 Urgent Courses	540	6,023	9.0%	6.9%	8.1%	9.1%
% of FP17s Relating to Free Repair or Replacements	129	6,023	2.1%	0.8%	0.8%	0.8%
% of FP17s Relating to Continuations	96	6,023	1.6%	1.1%	0.9%	0.9%
% of Patients satisfied with the dentistry they have received	6	6	N/A	91.3%	92.7%	92.5%
% of Patients satisfied with the time they had to wait for an appointment	6	6	N/A	85.3%	87.4%	87.0%

* This is based on patients treated on this contract for their most recent course of treatment. Figures in italics indicate the base number of FP17s or Patient Questionnaire responses are less than 100. N/A is shown where the base number of responses is less than 10 during the period. % is calculated as Quantity/Base number*100

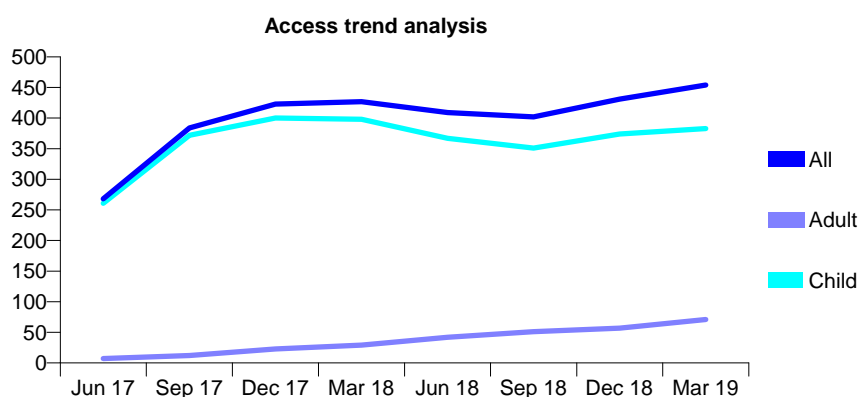
Q55 - Vital Signs At a Glance Contract Report for 100315/0000 - March 2019

Name or company name	Tuckley, Iltott and Skariah
Contract type name	GDS Contract
Purpose of contract	General
Contract start date	01/02/2017
Contract end date	

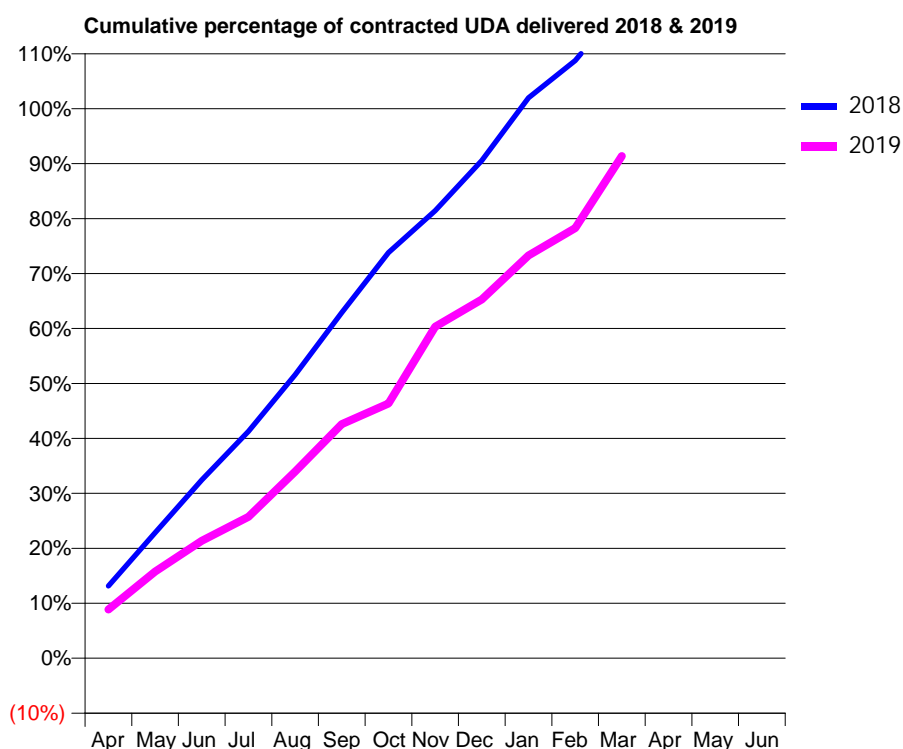
18/19 Contracted general activity (UDA)	824
Carry forward general activity (UDA)	-16
18/19 Contracted orthodontic activity (UOA)	0
Carry forward orthodontic activity (UOA)	0
Baseline contract value	£22,758.55

ACCESS*

Patients seen in 24 months	Total	Change since previous quarter
Quarter ending March 2018	427	
Quarter ending June 2018	409	↓
Quarter ending September 2018	402	↓
Quarter ending December 2018	431	↑
Quarter ending March 2019	454	↑
Variance since March 2018	6.3%	↑



ACTIVITY



Adjusted Scheduled Activity (UDA)		
Month	2018	2019
April	108	73
May	188	130
June	267	176
July	340	212
August	425	280
September	518	351
October	608	382
November	671	497
December	746	538
January	840	604
February	896	645
March	977	753
April	1,032	
May	1,032	
June	1,032	

QUALITY

	Quantity	Base Number	Contract	AT	Region	England
% of FP17s for the same patient ID Re-attending within 3 months - Children	23	653	3.5%	10.0%	11.5%	11.8%
% of FP17s for the same patient ID Re-attending within 3 months - Adults	0	0	N/A	14.2%	15.2%	15.7%
% of FP17s for the same patient ID Re-attending between 3 & 9 months - Children	417	653	63.9%	62.1%	60.2%	58.9%
% of FP17s for the same patient ID Re-attending between 3 & 9 months - Adults	0	0	N/A	54.9%	51.8%	50.8%
% of FP17s for Band 1 Urgent Courses	0	612	0.0%	6.9%	8.1%	9.1%
% of FP17s Relating to Free Repair or Replacements	0	612	0.0%	0.8%	0.8%	0.8%
% of FP17s Relating to Continuations	12	612	2.0%	1.1%	0.9%	0.9%
% of Patients satisfied with the dentistry they have received	0	0	N/A	91.3%	92.7%	92.5%
% of Patients satisfied with the time they had to wait for an appointment	0	0	N/A	85.3%	87.4%	87.0%

* This is based on patients treated on this contract for their most recent course of treatment.

Figures in italics indicate the base number of FP17s or Patient Questionnaire responses are less than 100. N/A is shown where the base number of responses is less than 10 during the period. % is calculated as Quantity/Base number*100

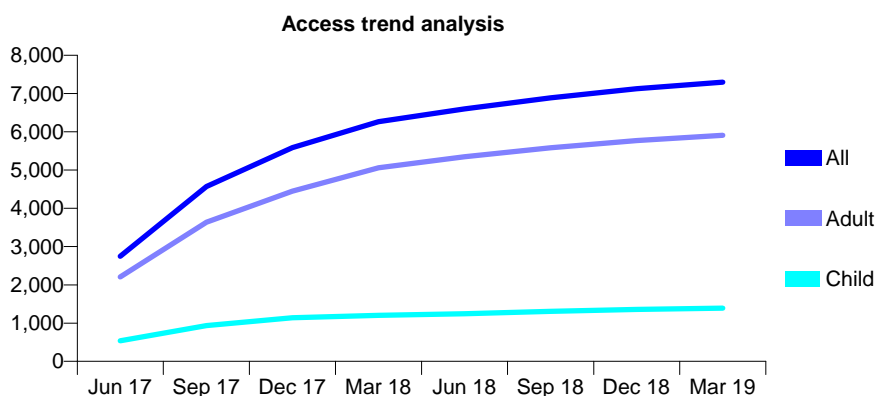
Q55 - Vital Signs At a Glance Contract Report for 100316/0000 - March 2019

Name or company name	Dr Mandeep Hampson
Contract type name	GDS Contract
Purpose of contract	General
Contract start date	01/03/2017
Contract end date	

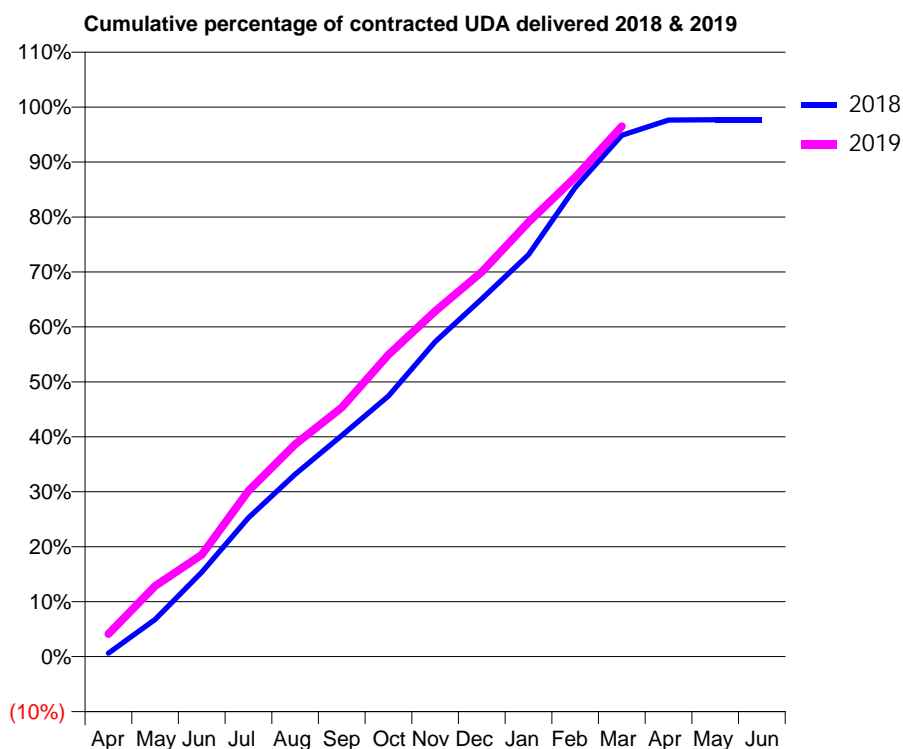
18/19 Contracted general activity (UDA)	17,825
Carry forward general activity (UDA)	0
18/19 Contracted orthodontic activity (UOA)	0
Carry forward orthodontic activity (UOA)	0
Baseline contract value	£402,491.58

ACCESS*

Patients seen in 24 months	Total	Change since previous quarter
Quarter ending March 2018	6,265	
Quarter ending June 2018	6,596	↑
Quarter ending September 2018	6,888	↑
Quarter ending December 2018	7,126	↑
Quarter ending March 2019	7,297	↑
Variance since March 2018	16.5%	↑



ACTIVITY



Month	Adjusted Scheduled Activity (UDA)	
	2018	2019
April	113	739
May	1,207	2,294
June	2,739	3,307
July	4,504	5,373
August	5,915	6,889
September	7,172	8,081
October	8,455	9,794
November	10,216	11,204
December	11,602	12,476
January	13,033	14,092
February	15,217	15,550
March	16,912	17,202
April	17,404	
May	17,412	
June	17,413	

QUALITY

	Quantity	Base Number	Contract	AT	Region	England
% of FP17s for the same patient ID Re-attending within 3 months - Children	86	2,056	4.2%	10.0%	11.5%	11.8%
% of FP17s for the same patient ID Re-attending within 3 months - Adults	793	8,210	9.7%	14.2%	15.2%	15.7%
% of FP17s for the same patient ID Re-attending between 3 & 9 months - Children	1,365	2,056	66.4%	62.1%	60.2%	58.9%
% of FP17s for the same patient ID Re-attending between 3 & 9 months - Adults	4,797	8,210	58.4%	54.9%	51.8%	50.8%
% of FP17s for Band 1 Urgent Courses	551	9,939	5.5%	6.9%	8.1%	9.1%
% of FP17s Relating to Free Repair or Replacements	50	9,939	0.5%	0.8%	0.8%	0.8%
% of FP17s Relating to Continuations	68	9,939	0.7%	1.1%	0.9%	0.9%
% of Patients satisfied with the dentistry they have received	4	4	N/A	91.3%	92.7%	92.5%
% of Patients satisfied with the time they had to wait for an appointment	4	4	N/A	85.3%	87.4%	87.0%

* This is based on patients treated on this contract for their most recent course of treatment. Figures in italics indicate the base number of FP17s or Patient Questionnaire responses are less than 100. N/A is shown where the base number of responses is less than 10 during the period. % is calculated as Quantity/Base number*100

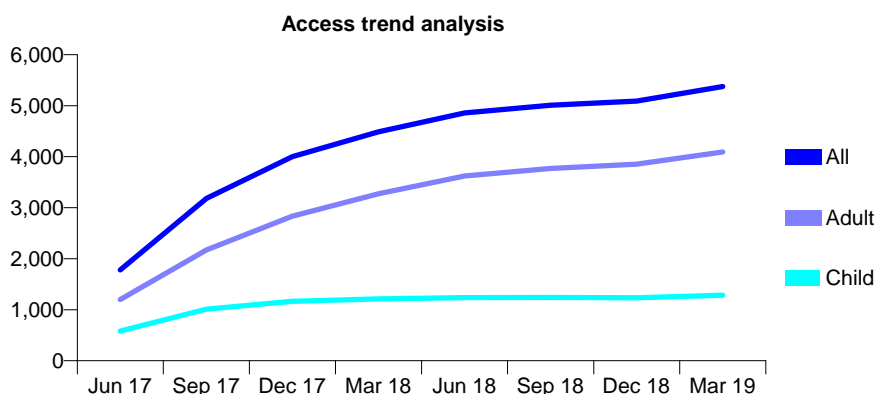
Q55 - Vital Signs At a Glance Contract Report for 100334/0000 - March 2019

Name or company name	Chapel Dental Care
Contract type name	GDS Contract
Purpose of contract	General
Contract start date	01/04/2017
Contract end date	

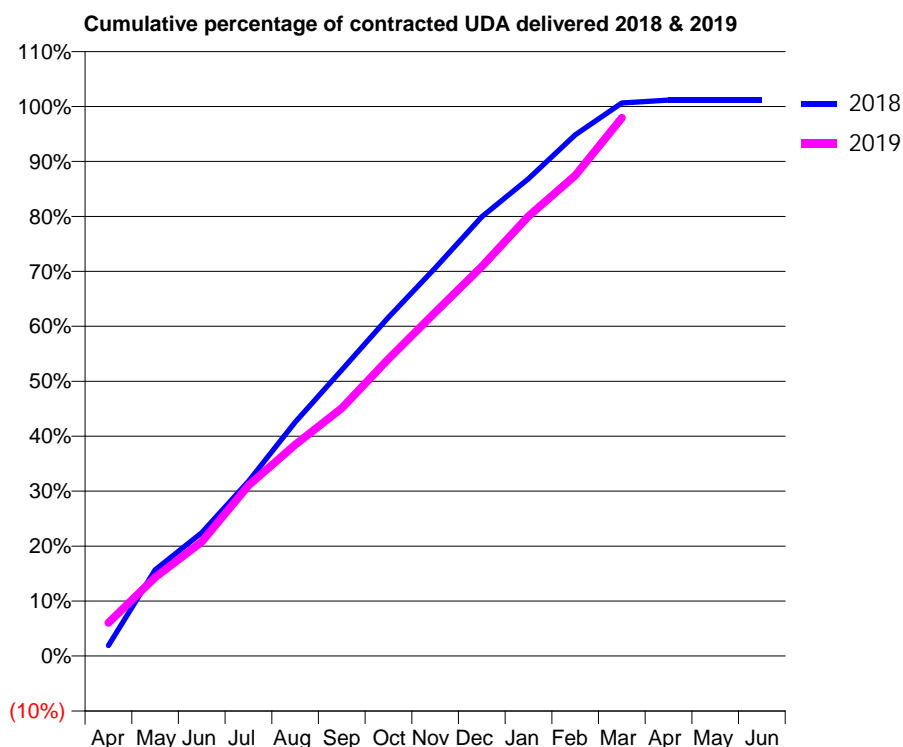
18/19 Contracted general activity (UDA)	17,496
Carry forward general activity (UDA)	153
18/19 Contracted orthodontic activity (UOA)	0
Carry forward orthodontic activity (UOA)	0
Baseline contract value	£802,073.91

ACCESS*

Patients seen in 24 months	Total	Change since previous quarter
Quarter ending March 2018	4,487	
Quarter ending June 2018	4,858	↑
Quarter ending September 2018	5,008	↑
Quarter ending December 2018	5,090	→
Quarter ending March 2019	5,376	↑
Variance since March 2018	19.8%	↑



ACTIVITY



Month	Adjusted Scheduled Activity (UDA)	
	2018	2019
April	327	1,058
May	2,691	2,504
June	3,847	3,638
July	5,454	5,429
August	7,302	6,728
September	8,926	7,890
October	10,566	9,463
November	12,106	10,945
December	13,702	12,401
January	14,893	14,003
February	16,264	15,301
March	17,252	17,133
April	17,344	
May	17,343	
June	17,343	

QUALITY

	Quantity	Base Number	Contract	AT	Region	England
% of FP17s for the same patient ID Re-attending within 3 months - Children	97	2,433	4.0%	10.0%	11.5%	11.8%
% of FP17s for the same patient ID Re-attending within 3 months - Adults	477	5,111	9.3%	14.2%	15.2%	15.7%
% of FP17s for the same patient ID Re-attending between 3 & 9 months - Children	1,904	2,433	78.3%	62.1%	60.2%	58.9%
% of FP17s for the same patient ID Re-attending between 3 & 9 months - Adults	2,359	5,111	46.2%	54.9%	51.8%	50.8%
% of FP17s for Band 1 Urgent Courses	389	7,470	5.2%	6.9%	8.1%	9.1%
% of FP17s Relating to Free Repair or Replacements	76	7,470	1.0%	0.8%	0.8%	0.8%
% of FP17s Relating to Continuations	46	7,470	0.6%	1.1%	0.9%	0.9%
% of Patients satisfied with the dentistry they have received	1	1	N/A	91.3%	92.7%	92.5%
% of Patients satisfied with the time they had to wait for an appointment	0	1	N/A	85.3%	87.4%	87.0%

* This is based on patients treated on this contract for their most recent course of treatment. Figures in italics indicate the base number of FP17s or Patient Questionnaire responses are less than 100. N/A is shown where the base number of responses is less than 10 during the period. % is calculated as Quantity/Base number*100

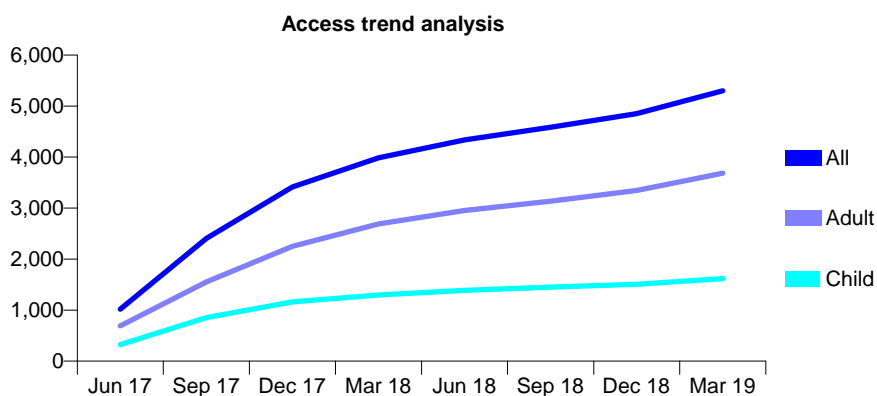
Q55 - Vital Signs At a Glance Contract Report for 100370/0000 - March 2019

Name or company name	Ishak Practices Limited
Contract type name	GDS Contract
Purpose of contract	General
Contract start date	01/04/2017
Contract end date	

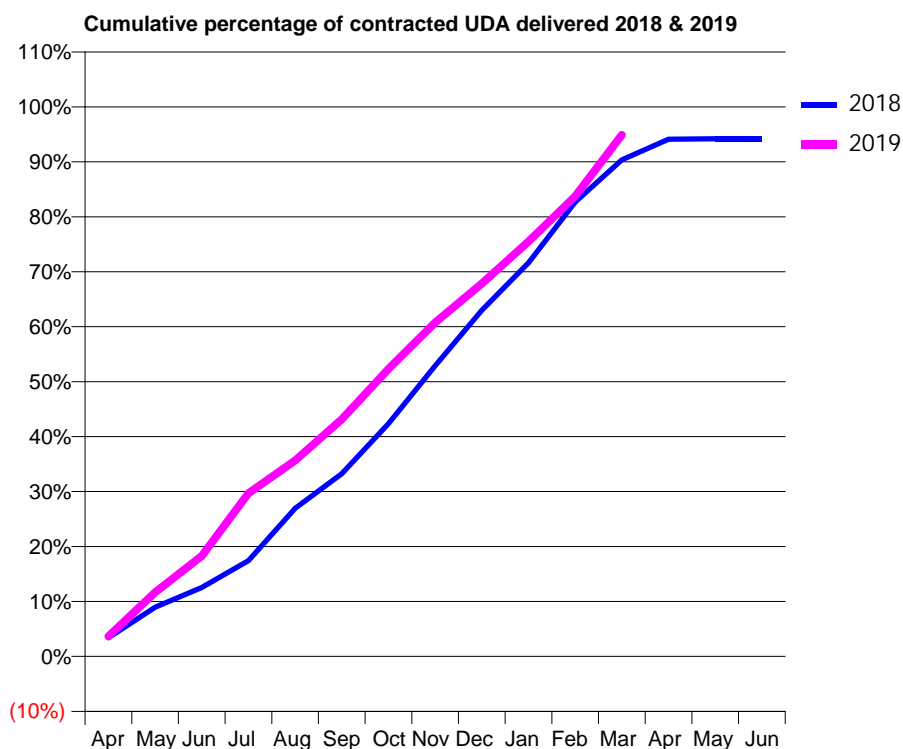
18/19 Contracted general activity (UDA)	19,000
Carry forward general activity (UDA)	0
18/19 Contracted orthodontic activity (UOA)	0
Carry forward orthodontic activity (UOA)	0
Baseline contract value	£521,312.23

ACCESS*

Patients seen in 24 months	Total	Change since previous quarter
Quarter ending March 2018	3,985	
Quarter ending June 2018	4,339	↑
Quarter ending September 2018	4,585	↑
Quarter ending December 2018	4,851	↑
Quarter ending March 2019	5,301	↑
Variance since March 2018	33.0%	↑



ACTIVITY



Month	2018	2019
April	644	694
May	1,702	2,215
June	2,380	3,474
July	3,313	5,643
August	5,122	6,774
September	6,315	8,202
October	8,047	9,945
November	10,049	11,543
December	11,967	12,890
January	13,609	14,348
February	15,712	15,910
March	17,166	18,029
April	17,876	
May	17,896	
June	17,899	

QUALITY

	Quantity	Base Number	Contract	AT	Region	England
% of FP17s for the same patient ID Re-attending within 3 months - Children	226	2,171	10.4%	10.0%	11.5%	11.8%
% of FP17s for the same patient ID Re-attending within 3 months - Adults	777	4,492	17.3%	14.2%	15.2%	15.7%
% of FP17s for the same patient ID Re-attending between 3 & 9 months - Children	1,214	2,171	55.9%	62.1%	60.2%	58.9%
% of FP17s for the same patient ID Re-attending between 3 & 9 months - Adults	2,103	4,492	46.8%	54.9%	51.8%	50.8%
% of FP17s for Band 1 Urgent Courses	662	6,432	10.3%	6.9%	8.1%	9.1%
% of FP17s Relating to Free Repair or Replacements	78	6,432	1.2%	0.8%	0.8%	0.8%
% of FP17s Relating to Continuations	41	6,432	0.6%	1.1%	0.9%	0.9%
% of Patients satisfied with the dentistry they have received	1	1	N/A	91.3%	92.7%	92.5%
% of Patients satisfied with the time they had to wait for an appointment	1	1	N/A	85.3%	87.4%	87.0%

* This is based on patients treated on this contract for their most recent course of treatment. Figures in italics indicate the base number of FP17s or Patient Questionnaire responses are less than 100. N/A is shown where the base number of responses is less than 10 during the period. % is calculated as Quantity/Base number*100

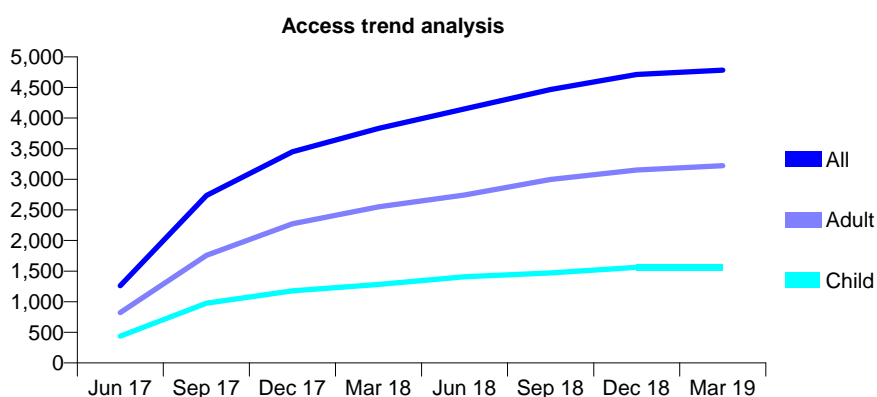
Q55 - Vital Signs At a Glance Contract Report for 100376/0000 - March 2019

Name or company name	Rodericks Dental Limited
Contract type name	GDS Contract
Purpose of contract	General
Contract start date	01/04/2017
Contract end date	

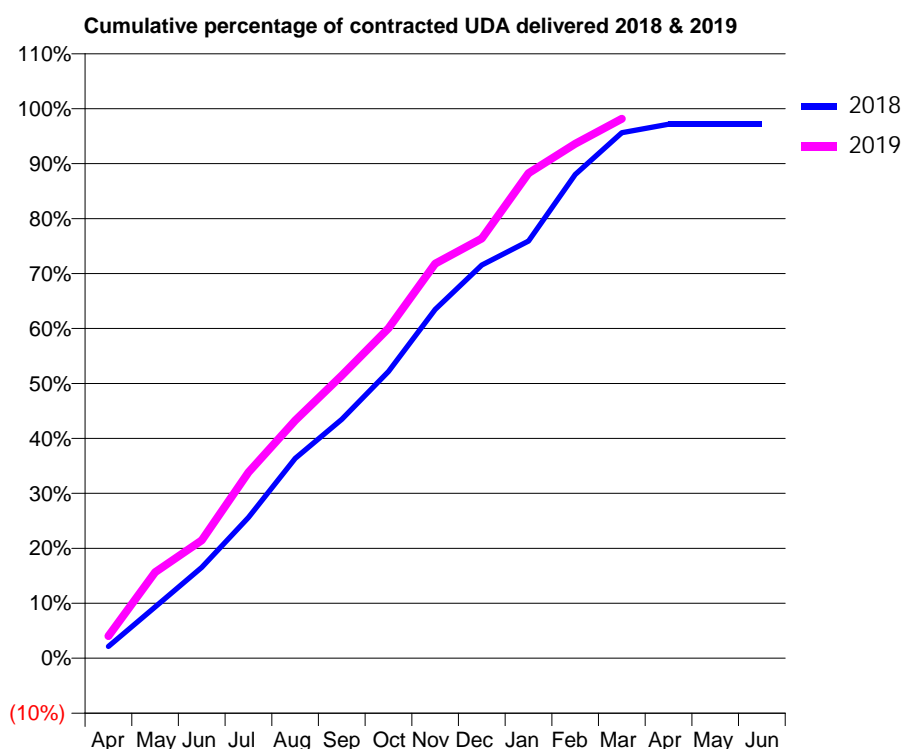
18/19 Contracted general activity (UDA)	16,500
Carry forward general activity (UDA)	0
18/19 Contracted orthodontic activity (UOA)	0
Carry forward orthodontic activity (UOA)	0
Baseline contract value	£445,798.86

ACCESS*

Patients seen in 24 months	Total	Change since previous quarter
Quarter ending March 2018	3,832	
Quarter ending June 2018	4,152	↑
Quarter ending September 2018	4,468	↑
Quarter ending December 2018	4,714	↑
Quarter ending March 2019	4,784	→
Variance since March 2018	24.8%	↑



ACTIVITY



Month	Adjusted Scheduled Activity (UDA)	
	2018	2019
April	353	667
May	1,541	2,583
June	2,730	3,537
July	4,226	5,578
August	6,002	7,137
September	7,175	8,486
October	8,612	9,905
November	10,472	11,846
December	11,802	12,604
January	12,525	14,559
February	14,523	15,444
March	15,776	16,193
April	16,035	
May	16,032	
June	16,034	

QUALITY

	Quantity	Base Number	Contract	AT	Region	England
% of FP17s for the same patient ID Re-attending within 3 months - Children	201	2,240	9.0%	10.0%	11.5%	11.8%
% of FP17s for the same patient ID Re-attending within 3 months - Adults	773	4,452	17.4%	14.2%	15.2%	15.7%
% of FP17s for the same patient ID Re-attending between 3 & 9 months - Children	1,357	2,240	60.6%	62.1%	60.2%	58.9%
% of FP17s for the same patient ID Re-attending between 3 & 9 months - Adults	2,445	4,452	54.9%	54.9%	51.8%	50.8%
% of FP17s for Band 1 Urgent Courses	416	6,572	6.3%	6.9%	8.1%	9.1%
% of FP17s Relating to Free Repair or Replacements	118	6,572	1.8%	0.8%	0.8%	0.8%
% of FP17s Relating to Continuations	24	6,572	0.4%	1.1%	0.9%	0.9%
% of Patients satisfied with the dentistry they have received	2	2	N/A	91.3%	92.7%	92.5%
% of Patients satisfied with the time they had to wait for an appointment	2	2	N/A	85.3%	87.4%	87.0%

* This is based on patients treated on this contract for their most recent course of treatment.

Figures in italics indicate the base number of FP17s or Patient Questionnaire responses are less than 100. N/A is shown where the base number of responses is less than 10 during the period. % is calculated as Quantity/Base number*100

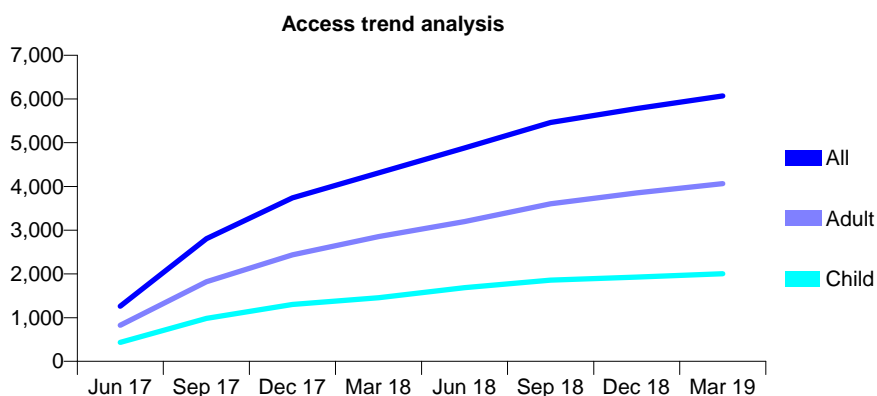
Q55 - Vital Signs At a Glance Contract Report for 100377/0000 - March 2019

Name or company name	Rodericks Dental Limited
Contract type name	GDS Contract
Purpose of contract	General
Contract start date	01/04/2017
Contract end date	

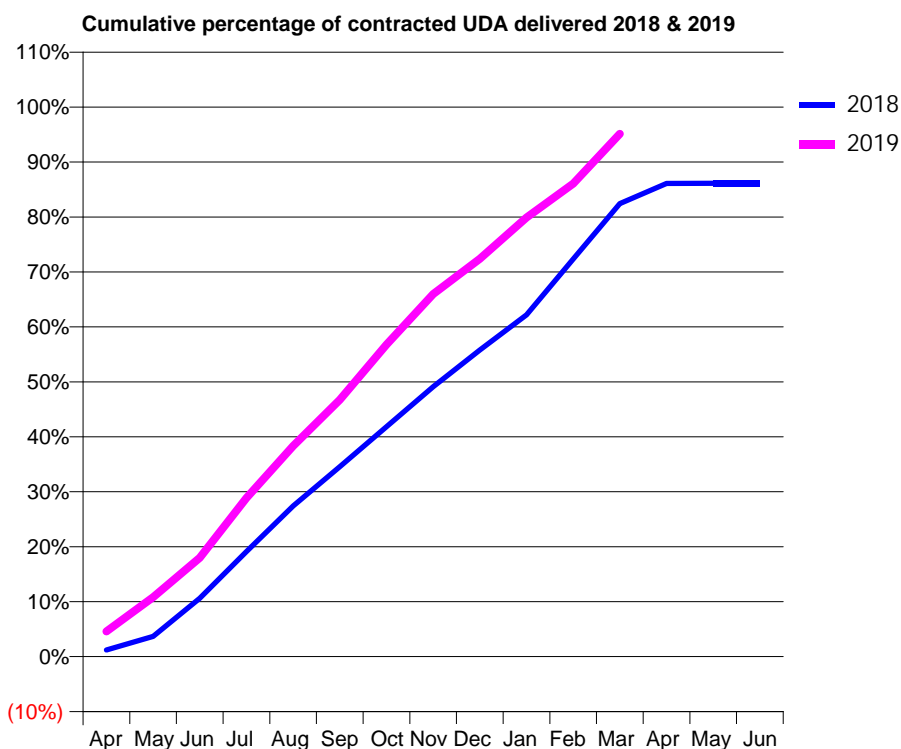
18/19 Contracted general activity (UDA)	20,500
Carry forward general activity (UDA)	0
18/19 Contracted orthodontic activity (UOA)	0
Carry forward orthodontic activity (UOA)	0
Baseline contract value	£541,195.01

ACCESS*

Patients seen in 24 months	Total	Change since previous quarter
Quarter ending March 2018	4,308	
Quarter ending June 2018	4,882	↑
Quarter ending September 2018	5,460	↑
Quarter ending December 2018	5,780	↑
Quarter ending March 2019	6,070	↑
Variance since March 2018	40.9%	↑



ACTIVITY



Month	Adjusted Scheduled Activity (UDA)	
	2018	2019
April	246	944
May	753	2,223
June	2,175	3,688
July	3,918	5,919
August	5,621	7,855
September	7,084	9,581
October	8,574	11,639
November	10,066	13,523
December	11,434	14,839
January	12,747	16,382
February	14,831	17,643
March	16,895	19,499
April	17,650	
May	17,655	
June	17,659	

QUALITY

	Quantity	Base Number	Contract	AT	Region	England
% of FP17s for the same patient ID Re-attending within 3 months - Children	199	2,783	7.2%	10.0%	11.5%	11.8%
% of FP17s for the same patient ID Re-attending within 3 months - Adults	799	5,568	14.3%	14.2%	15.2%	15.7%
% of FP17s for the same patient ID Re-attending between 3 & 9 months - Children	1,564	2,783	56.2%	62.1%	60.2%	58.9%
% of FP17s for the same patient ID Re-attending between 3 & 9 months - Adults	2,759	5,568	49.6%	54.9%	51.8%	50.8%
% of FP17s for Band 1 Urgent Courses	672	8,070	8.3%	6.9%	8.1%	9.1%
% of FP17s Relating to Free Repair or Replacements	97	8,070	1.2%	0.8%	0.8%	0.8%
% of FP17s Relating to Continuations	45	8,070	0.6%	1.1%	0.9%	0.9%
% of Patients satisfied with the dentistry they have received	0	0	N/A	91.3%	92.7%	92.5%
% of Patients satisfied with the time they had to wait for an appointment	0	0	N/A	85.3%	87.4%	87.0%

* This is based on patients treated on this contract for their most recent course of treatment. Figures in italics indicate the base number of FP17s or Patient Questionnaire responses are less than 100. N/A is shown where the base number of responses is less than 10 during the period. % is calculated as Quantity/Base number*100

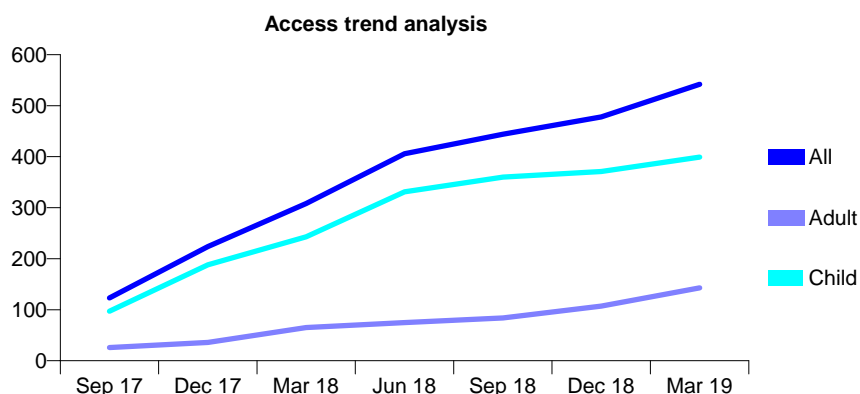
Q55 - Vital Signs At a Glance Contract Report for 100467/0000 - March 2019

Name or company name	Derby Raynesway Partnership
Contract type name	GDS Contract
Purpose of contract	General and Orthodontic
Contract start date	01/07/2017
Contract end date	

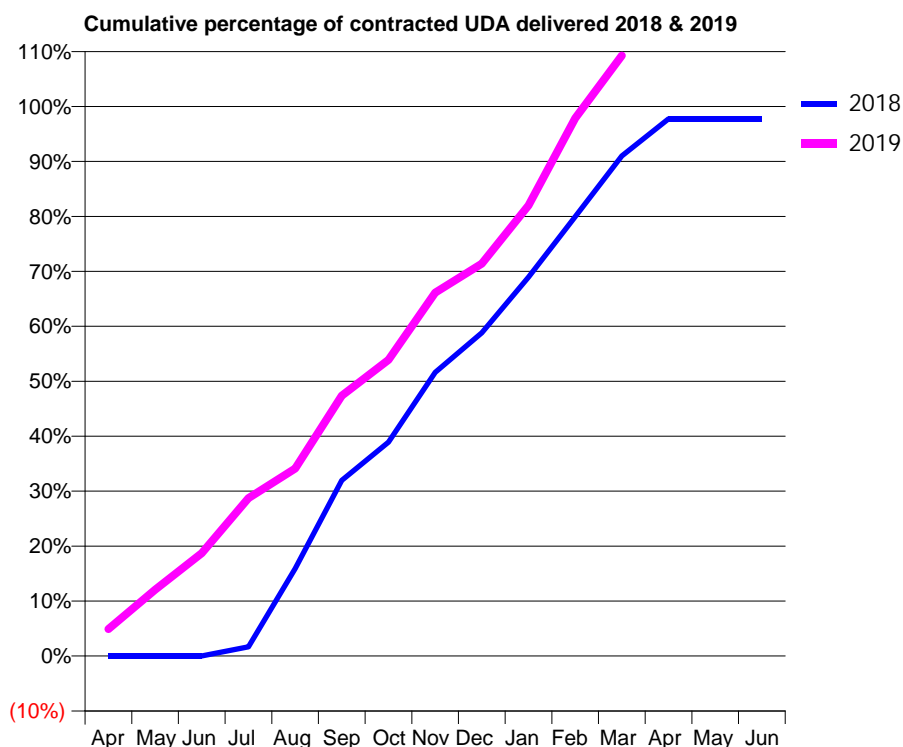
18/19 Contracted general activity (UDA)	631
Carry forward general activity (UDA)	-13
18/19 Contracted orthodontic activity (UOA)	7,388
Carry forward orthodontic activity (UOA)	-43
Baseline contract value	£499,844.70

ACCESS*

Patients seen in 24 months	Total	Change since previous quarter
Quarter ending March 2018	308	
Quarter ending June 2018	406	↑
Quarter ending September 2018	444	↑
Quarter ending December 2018	478	↑
Quarter ending March 2019	542	↑
Variance since March 2018	76.0%	↑



ACTIVITY



Month	Adjusted Scheduled Activity (UDA)	
	2018	2019
April	0	31
May	0	76
June	0	118
July	8	181
August	75	215
September	151	299
October	184	340
November	244	417
December	278	450
January	326	517
February	378	617
March	430	689
April	462	
May	462	
June	462	

QUALITY

	Quantity	Base Number	Contract	AT	Region	England
% of FP17s for the same patient ID Re-attending within 3 months - Children	51	1,620	3.1%	10.0%	11.5%	11.8%
% of FP17s for the same patient ID Re-attending within 3 months - Adults	12	130	9.2%	14.2%	15.2%	15.7%
% of FP17s for the same patient ID Re-attending between 3 & 9 months - Children	169	1,620	10.4%	62.1%	60.2%	58.9%
% of FP17s for the same patient ID Re-attending between 3 & 9 months - Adults	35	130	26.9%	54.9%	51.8%	50.8%
% of FP17s for Band 1 Urgent Courses	7	351	2.0%	6.9%	8.1%	9.1%
% of FP17s Relating to Free Repair or Replacements	0	351	0.0%	0.8%	0.8%	0.8%
% of FP17s Relating to Continuations	0	351	0.0%	1.1%	0.9%	0.9%
% of Patients satisfied with the dentistry they have received	1	1	N/A	91.3%	92.7%	92.5%
% of Patients satisfied with the time they had to wait for an appointment	1	1	N/A	85.3%	87.4%	87.0%

* This is based on patients treated on this contract for their most recent course of treatment. Figures in italics indicate the base number of FP17s or Patient Questionnaire responses are less than 100. N/A is shown where the base number of responses is less than 10 during the period. % is calculated as Quantity/Base number*100

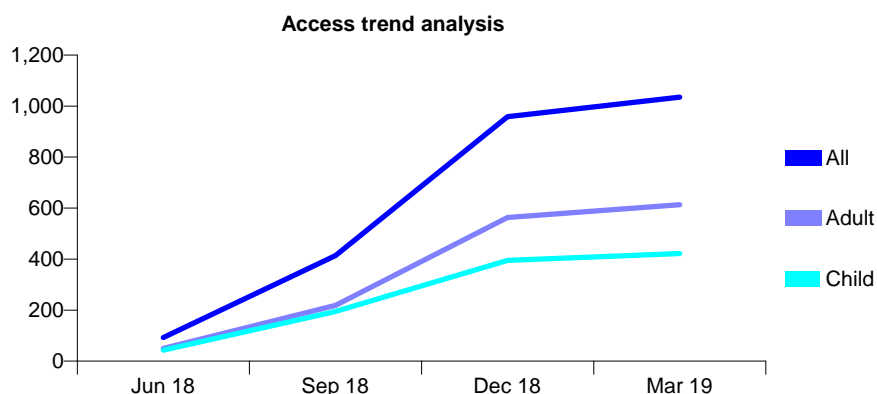
Q55 - Vital Signs At a Glance Contract Report for 100664/0000 - March 2019

Name or company name	Etwall Dental Practice Ltd
Contract type name	GDS Contract
Purpose of contract	General
Contract start date	01/04/2018
Contract end date	31/03/2019

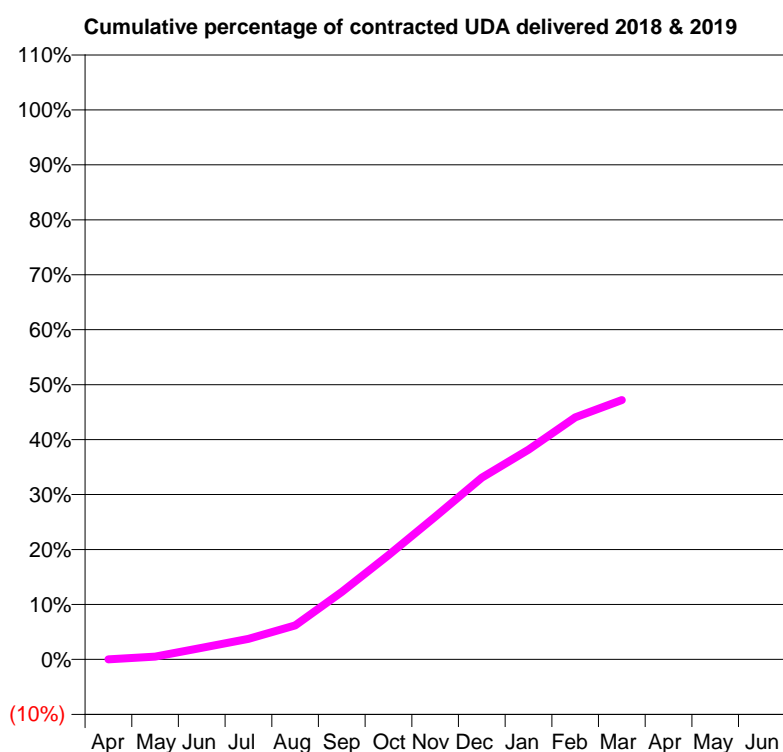
18/19 Contracted general activity (UDA)	6,000
Carry forward general activity (UDA)	0
18/19 Contracted orthodontic activity (UOA)	0
Carry forward orthodontic activity (UOA)	0
Baseline contract value	£150,001.02

ACCESS*

Patients seen in 24 months	Total	Change since previous quarter
Quarter ending March 2018	0	
Quarter ending June 2018	93	↑
Quarter ending September 2018	414	↑
Quarter ending December 2018	958	↑
Quarter ending March 2019	1,035	↑
Variance since March 2018	N/A	



ACTIVITY



Month	Adjusted Scheduled Activity (UDA)	
	2018	2019
April	0	0
May	0	31
June	0	128
July	0	225
August	0	372
September	0	736
October	0	1,138
November	0	1,559
December	0	1,984
January	0	2,290
February	0	2,644
March	0	2,832
April	0	
May	0	
June	0	

QUALITY

	Quantity	Base Number	Contract	AT	Region	England
% of FP17s for the same patient ID Re-attending within 3 months - Children	25	620	4.0%	10.0%	11.5%	11.8%
% of FP17s for the same patient ID Re-attending within 3 months - Adults	30	799	3.8%	14.2%	15.2%	15.7%
% of FP17s for the same patient ID Re-attending between 3 & 9 months - Children	86	620	13.9%	62.1%	60.2%	58.9%
% of FP17s for the same patient ID Re-attending between 3 & 9 months - Adults	32	799	4.0%	54.9%	51.8%	50.8%
% of FP17s for Band 1 Urgent Courses	68	1,419	4.8%	6.9%	8.1%	9.1%
% of FP17s Relating to Free Repair or Replacements	21	1,419	1.5%	0.8%	0.8%	0.8%
% of FP17s Relating to Continuations	6	1,419	0.4%	1.1%	0.9%	0.9%
% of Patients satisfied with the dentistry they have received	0	0	N/A	91.3%	92.7%	92.5%
% of Patients satisfied with the time they had to wait for an appointment	0	0	N/A	85.3%	87.4%	87.0%

* This is based on patients treated on this contract for their most recent course of treatment. Figures in italics indicate the base number of FP17s or Patient Questionnaire responses are less than 100. N/A is shown where the base number of responses is less than 10 during the period. % is calculated as Quantity/Base number*100

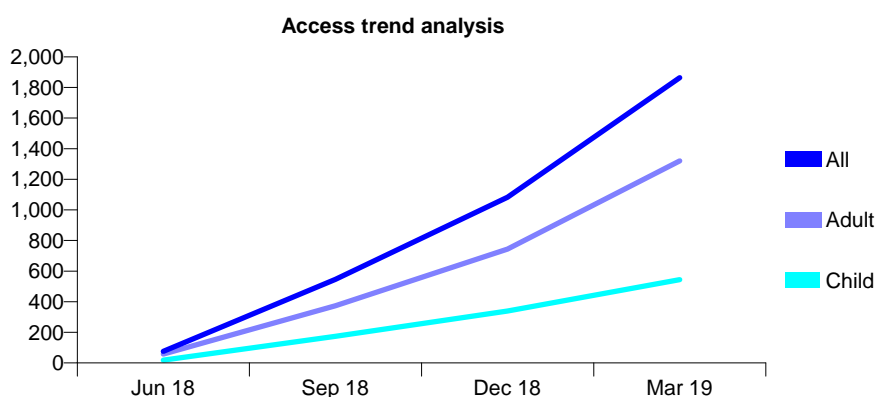
Q55 - Vital Signs At a Glance Contract Report for 100667/0000 - March 2019

Name or company name	Staveley Dental Care
Contract type name	GDS Contract
Purpose of contract	General
Contract start date	01/04/2018
Contract end date	31/03/2019

18/19 Contracted general activity (UDA)	5,500
Carry forward general activity (UDA)	0
18/19 Contracted orthodontic activity (UOA)	0
Carry forward orthodontic activity (UOA)	0
Baseline contract value	£137,501.02

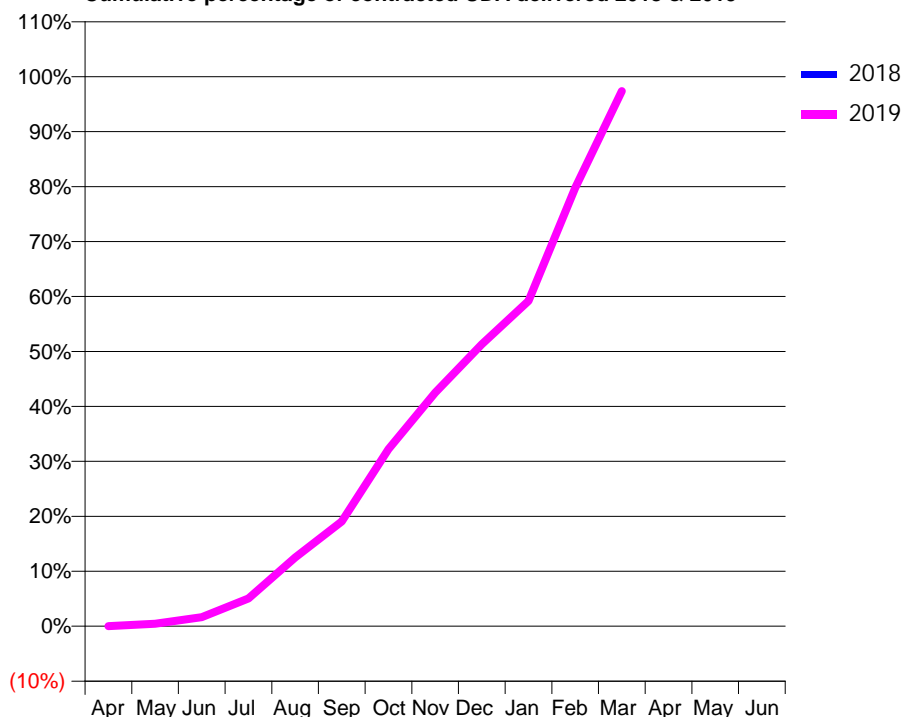
ACCESS*

Patients seen in 24 months	Total	Change since previous quarter
Quarter ending March 2018	0	
Quarter ending June 2018	76	↑
Quarter ending September 2018	547	↑
Quarter ending December 2018	1,083	↑
Quarter ending March 2019	1,864	↑
Variance since March 2018	N/A	



ACTIVITY

Cumulative percentage of contracted UDA delivered 2018 & 2019



Adjusted Scheduled Activity (UDA)

Month	2018	2019
April	0	0
May	0	25
June	0	90
July	0	279
August	0	688
September	0	1,048
October	0	1,772
November	0	2,338
December	0	2,821
January	0	3,256
February	0	4,387
March	0	5,356
April	0	
May	0	
June	0	

QUALITY

	Quantity	Base Number	Contract	AT	Region	England
% of FP17s for the same patient ID Re-attending within 3 months - Children	14	707	2.0%	10.0%	11.5%	11.8%
% of FP17s for the same patient ID Re-attending within 3 months - Adults	78	1,717	4.5%	14.2%	15.2%	15.7%
% of FP17s for the same patient ID Re-attending between 3 & 9 months - Children	78	707	11.0%	62.1%	60.2%	58.9%
% of FP17s for the same patient ID Re-attending between 3 & 9 months - Adults	177	1,717	10.3%	54.9%	51.8%	50.8%
% of FP17s for Band 1 Urgent Courses	109	2,424	4.5%	6.9%	8.1%	9.1%
% of FP17s Relating to Free Repair or Replacements	18	2,424	0.7%	0.8%	0.8%	0.8%
% of FP17s Relating to Continuations	0	2,424	0.0%	1.1%	0.9%	0.9%
% of Patients satisfied with the dentistry they have received	0	0	N/A	91.3%	92.7%	92.5%
% of Patients satisfied with the time they had to wait for an appointment	0	0	N/A	85.3%	87.4%	87.0%

* This is based on patients treated on this contract for their most recent course of treatment.

Figures in italics indicate the base number of FP17s or Patient Questionnaire responses are less than 100. N/A is shown where the base number of responses is less than 10 during the period. % is calculated as Quantity/Base number*100

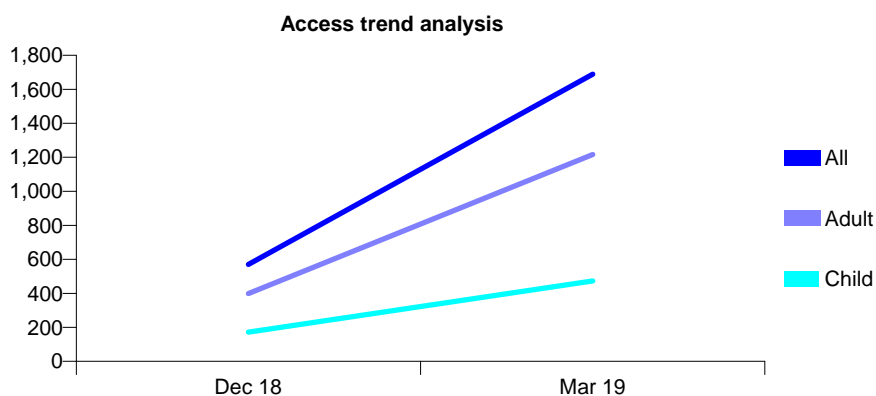
Q55 - Vital Signs At a Glance Contract Report for 100896/0000 - March 2019

Name or company name	Rainworth Dental Practice Partnership
Contract type name	GDS Contract
Purpose of contract	General
Contract start date	12/09/2018
Contract end date	

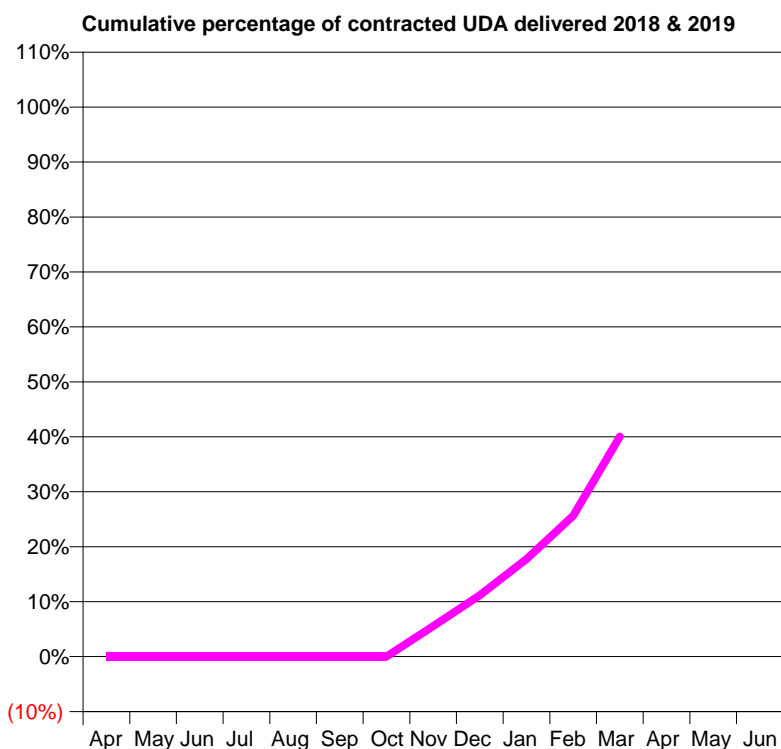
18/19 Contracted general activity (UDA)	8,292
Carry forward general activity (UDA)	0
18/19 Contracted orthodontic activity (UOA)	0
Carry forward orthodontic activity (UOA)	0
Baseline contract value	£197,106.09

ACCESS*

Patients seen in 24 months	Total	Change since previous quarter
Quarter ending March 2018	0	
Quarter ending June 2018	0	
Quarter ending September 2018	0	
Quarter ending December 2018	570	↑
Quarter ending March 2019	1,689	↑
Variance since March 2018	N/A	



ACTIVITY



Month	Adjusted Scheduled Activity (UDA)	
	2018	2019
April	0	0
May	0	0
June	0	0
July	0	0
August	0	0
September	0	0
October	0	0
November	0	459
December	0	926
January	0	1,472
February	0	2,127
March	0	3,320
April	0	
May	0	
June	0	

QUALITY

	Quantity	Base Number	Contract	AT	Region	England
% of FP17s for the same patient ID Re-attending within 3 months - Children	18	496	3.6%	10.0%	11.5%	11.8%
% of FP17s for the same patient ID Re-attending within 3 months - Adults	89	1,243	7.2%	14.2%	15.2%	15.7%
% of FP17s for the same patient ID Re-attending between 3 & 9 months - Children	18	496	3.6%	62.1%	60.2%	58.9%
% of FP17s for the same patient ID Re-attending between 3 & 9 months - Adults	16	1,243	1.3%	54.9%	51.8%	50.8%
% of FP17s for Band 1 Urgent Courses	111	1,739	6.4%	6.9%	8.1%	9.1%
% of FP17s Relating to Free Repair or Replacements	10	1,739	0.6%	0.8%	0.8%	0.8%
% of FP17s Relating to Continuations	32	1,739	1.8%	1.1%	0.9%	0.9%
% of Patients satisfied with the dentistry they have received	0	0	N/A	91.3%	92.7%	92.5%
% of Patients satisfied with the time they had to wait for an appointment	0	0	N/A	85.3%	87.4%	87.0%

* This is based on patients treated on this contract for their most recent course of treatment. Figures in italics indicate the base number of FP17s or Patient Questionnaire responses are less than 100. N/A is shown where the base number of responses is less than 10 during the period. % is calculated as Quantity/Base number*100

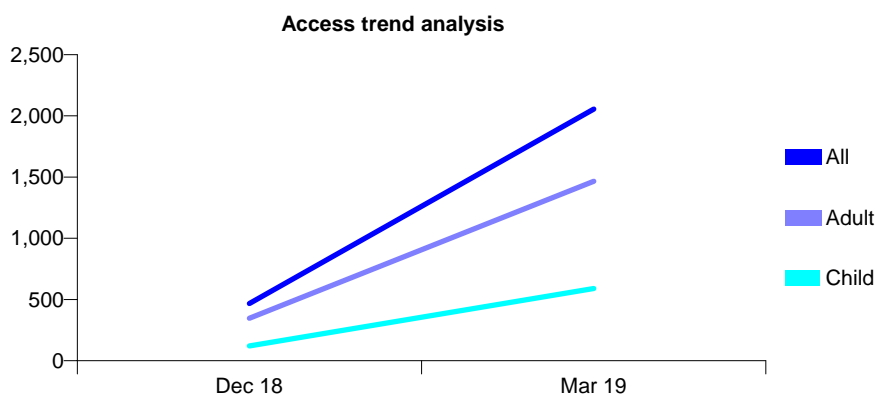
Q55 - Vital Signs At a Glance Contract Report for 100917/0000 - March 2019

Name or company name	Arnold Dental Care Partnership
Contract type name	GDS Contract
Purpose of contract	General
Contract start date	01/11/2018
Contract end date	

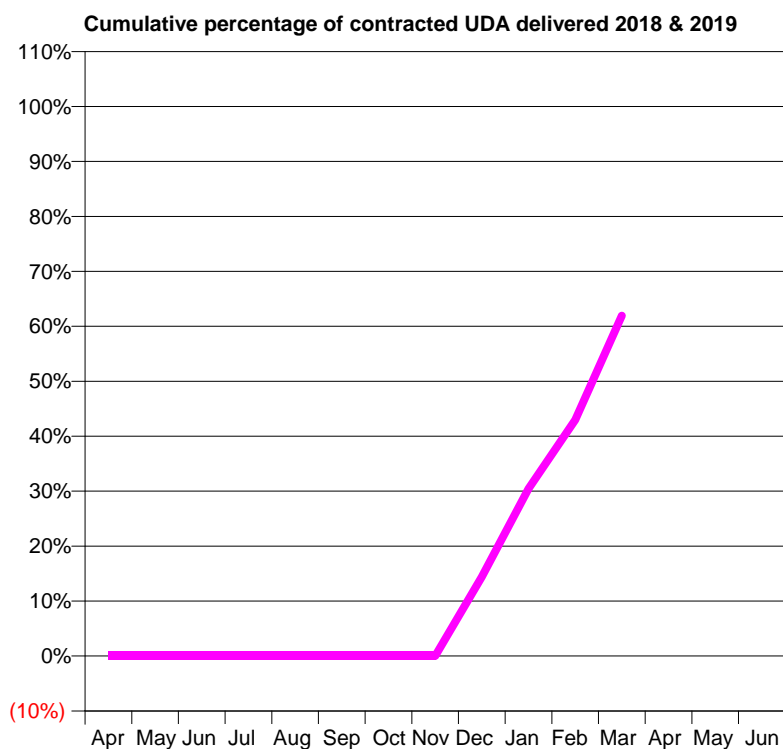
18/19 Contracted general activity (UDA)	6,173
Carry forward general activity (UDA)	0
18/19 Contracted orthodontic activity (UOA)	0
Carry forward orthodontic activity (UOA)	0
Baseline contract value	£174,911.20

ACCESS*

Patients seen in 24 months	Total	Change since previous quarter
Quarter ending March 2018	0	
Quarter ending June 2018	0	
Quarter ending September 2018	0	
Quarter ending December 2018	468	↑
Quarter ending March 2019	2,056	↑
Variance since March 2018	N/A	



ACTIVITY



Month	Adjusted Scheduled Activity (UDA)	
	2018	2019
April	0	0
May	0	0
June	0	0
July	0	0
August	0	0
September	0	0
October	0	0
November	0	0
December	0	890
January	0	1,880
February	0	2,652
March	0	3,822
April	0	
May	0	
June	0	

QUALITY

	Quantity	Base Number	Contract	AT	Region	England
% of FP17s for the same patient ID Re-attending within 3 months - Children	27	590	4.6%	10.0%	11.5%	11.8%
% of FP17s for the same patient ID Re-attending within 3 months - Adults	110	1,578	7.0%	14.2%	15.2%	15.7%
% of FP17s for the same patient ID Re-attending between 3 & 9 months - Children	12	590	2.0%	62.1%	60.2%	58.9%
% of FP17s for the same patient ID Re-attending between 3 & 9 months - Adults	16	1,578	1.0%	54.9%	51.8%	50.8%
% of FP17s for Band 1 Urgent Courses	251	2,168	11.6%	6.9%	8.1%	9.1%
% of FP17s Relating to Free Repair or Replacements	5	2,168	0.2%	0.8%	0.8%	0.8%
% of FP17s Relating to Continuations	13	2,168	0.6%	1.1%	0.9%	0.9%
% of Patients satisfied with the dentistry they have received	0	0	N/A	91.3%	92.7%	92.5%
% of Patients satisfied with the time they had to wait for an appointment	0	0	N/A	85.3%	87.4%	87.0%

* This is based on patients treated on this contract for their most recent course of treatment. Figures in italics indicate the base number of FP17s or Patient Questionnaire responses are less than 100. N/A is shown where the base number of responses is less than 10 during the period. % is calculated as Quantity/Base number*100

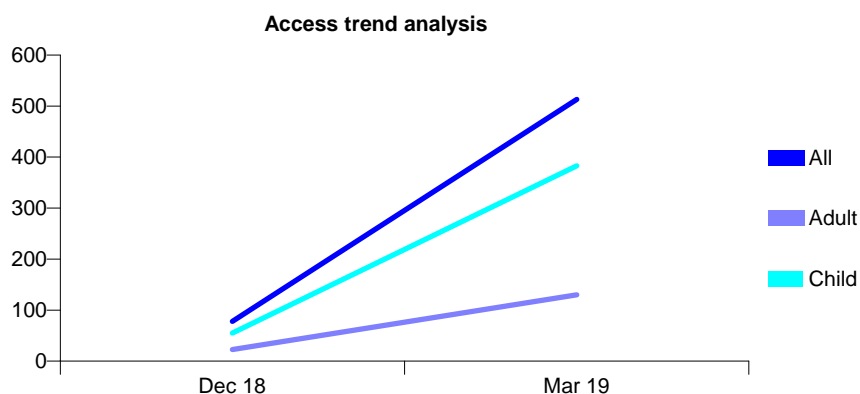
Q55 - Vital Signs At a Glance Contract Report for 100943/0000 - March 2019

Name or company name	Kirkgate Dental Surgery (Newark) Limited
Contract type name	GDS Contract
Purpose of contract	General and Orthodontic
Contract start date	01/12/2018
Contract end date	

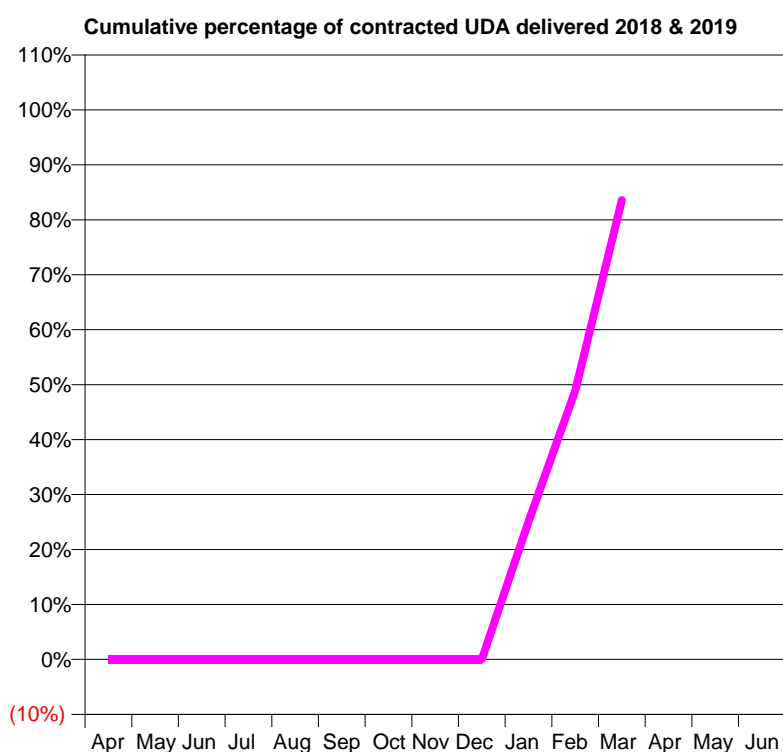
18/19 Contracted general activity (UDA)	1,233
Carry forward general activity (UDA)	0
18/19 Contracted orthodontic activity (UOA)	167
Carry forward orthodontic activity (UOA)	0
Baseline contract value	£45,248.65

ACCESS*

Patients seen in 24 months	Total	Change since previous quarter
Quarter ending March 2018	0	
Quarter ending June 2018	0	
Quarter ending September 2018	0	
Quarter ending December 2018	78	↑
Quarter ending March 2019	513	↑
Variance since March 2018	N/A	



ACTIVITY



Month	Adjusted Scheduled Activity (UDA)	
	2018	2019
April	0	0
May	0	0
June	0	0
July	0	0
August	0	0
September	0	0
October	0	0
November	0	0
December	0	0
January	0	309
February	0	603
March	0	1,030
April	0	
May	0	
June	0	

QUALITY

	Quantity	Base Number	Contract	AT	Region	England
% of FP17s for the same patient ID Re-attending within 3 months - Children	12	505	2.4%	10.0%	11.5%	11.8%
% of FP17s for the same patient ID Re-attending within 3 months - Adults	3	124	2.4%	14.2%	15.2%	15.7%
% of FP17s for the same patient ID Re-attending between 3 & 9 months - Children	8	505	1.6%	62.1%	60.2%	58.9%
% of FP17s for the same patient ID Re-attending between 3 & 9 months - Adults	1	124	0.8%	54.9%	51.8%	50.8%
% of FP17s for Band 1 Urgent Courses	6	499	1.2%	6.9%	8.1%	9.1%
% of FP17s Relating to Free Repair or Replacements	0	499	0.0%	0.8%	0.8%	0.8%
% of FP17s Relating to Continuations	3	499	0.6%	1.1%	0.9%	0.9%
% of Patients satisfied with the dentistry they have received	0	0	N/A	91.3%	92.7%	92.5%
% of Patients satisfied with the time they had to wait for an appointment	0	0	N/A	85.3%	87.4%	87.0%

* This is based on patients treated on this contract for their most recent course of treatment. Figures in italics indicate the base number of FP17s or Patient Questionnaire responses are less than 100. N/A is shown where the base number of responses is less than 10 during the period. % is calculated as Quantity/Base number*100

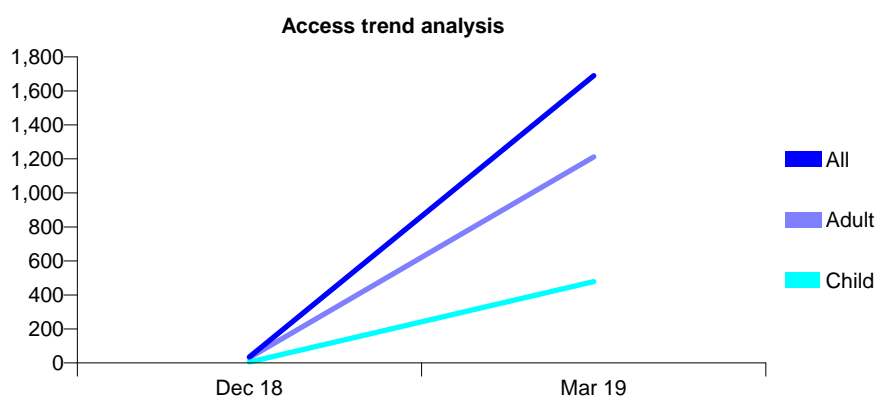
Q55 - Vital Signs At a Glance Contract Report for 100958/0000 - March 2019

Name or company name	Lowmoor Road Dental Practice Partnership
Contract type name	GDS Contract
Purpose of contract	General
Contract start date	15/12/2018
Contract end date	

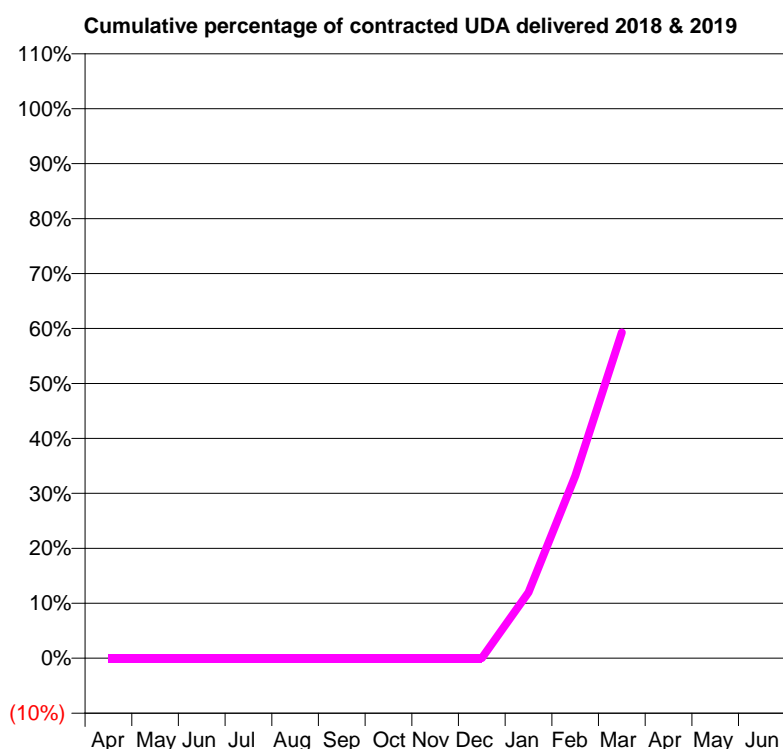
18/19 Contracted general activity (UDA)	8,573
Carry forward general activity (UDA)	0
18/19 Contracted orthodontic activity (UOA)	0
Carry forward orthodontic activity (UOA)	0
Baseline contract value	£172,909.17

ACCESS*

Patients seen in 24 months	Total	Change since previous quarter
Quarter ending March 2018	0	
Quarter ending June 2018	0	
Quarter ending September 2018	0	
Quarter ending December 2018	35	↑
Quarter ending March 2019	1,690	↑
Variance since March 2018	N/A	



ACTIVITY



Adjusted Scheduled Activity (UDA)		
Month	2018	2019
April	0	0
May	0	0
June	0	0
July	0	0
August	0	0
September	0	0
October	0	0
November	0	0
December	0	0
January	0	1,027
February	0	2,844
March	0	5,081
April	0	
May	0	
June	0	

QUALITY

	Quantity	Base Number	Contract	AT	Region	England
% of FP17s for the same patient ID Re-attending within 3 months - Children	4	420	1.0%	10.0%	11.5%	11.8%
% of FP17s for the same patient ID Re-attending within 3 months - Adults	23	1,049	2.2%	14.2%	15.2%	15.7%
% of FP17s for the same patient ID Re-attending between 3 & 9 months - Children	0	420	0.0%	62.1%	60.2%	58.9%
% of FP17s for the same patient ID Re-attending between 3 & 9 months - Adults	0	1,049	0.0%	54.9%	51.8%	50.8%
% of FP17s for Band 1 Urgent Courses	38	1,469	2.6%	6.9%	8.1%	9.1%
% of FP17s Relating to Free Repair or Replacements	4	1,469	0.3%	0.8%	0.8%	0.8%
% of FP17s Relating to Continuations	5	1,469	0.3%	1.1%	0.9%	0.9%
% of Patients satisfied with the dentistry they have received	0	0	N/A	91.3%	92.7%	92.5%
% of Patients satisfied with the time they had to wait for an appointment	0	0	N/A	85.3%	87.4%	87.0%

* This is based on patients treated on this contract for their most recent course of treatment.

Figures in italics indicate the base number of FP17s or Patient Questionnaire responses are less than 100. N/A is shown where the base number of responses is less than 10 during the period. % is calculated as Quantity/Base number*100

Q55 - Vital Signs At a Glance Contract Report for 100962/0000 - March 2019


Name or company name	Bath Lane Dental Practice Partnership
Contract type name	GDS Contract
Purpose of contract	General
Contract start date	19/12/2018
Contract end date	

18/19 Contracted general activity (UDA)	7,758
Carry forward general activity (UDA)	0
18/19 Contracted orthodontic activity (UOA)	0
Carry forward orthodontic activity (UOA)	0
Baseline contract value	£210,719.79

ACCESS*

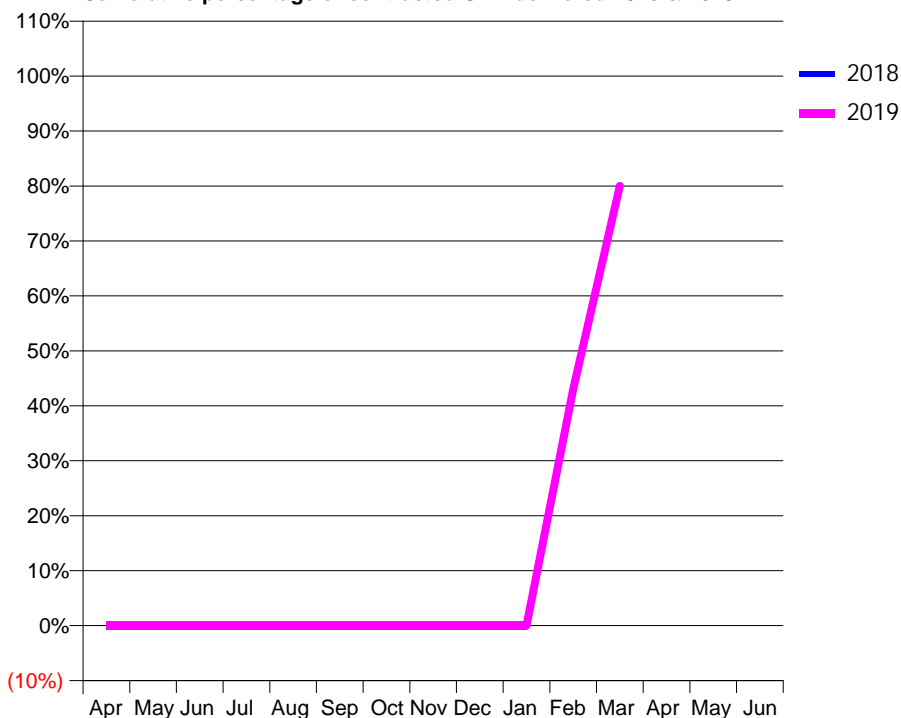
Patients seen in 24 months	Total	Change since previous quarter
Quarter ending March 2018	0	
Quarter ending June 2018	0	
Quarter ending September 2018	0	
Quarter ending December 2018	0	
Quarter ending March 2019	2,396	
Variance since March 2018	N/A	

Access trend analysis



ACTIVITY

Cumulative percentage of contracted UDA delivered 2018 & 2019



Month	Adjusted Scheduled Activity (UDA)	
	2018	2019
April	0	0
May	0	0
June	0	0
July	0	0
August	0	0
September	0	0
October	0	0
November	0	0
December	0	0
January	0	0
February	0	3,340
March	0	6,208
April	0	
May	0	
June	0	

QUALITY

	Quantity	Base Number	Contract	AT	Region	England
% of FP17s for the same patient ID Re-attending within 3 months - Children	7	479	1.5%	10.0%	11.5%	11.8%
% of FP17s for the same patient ID Re-attending within 3 months - Adults	30	1,674	1.8%	14.2%	15.2%	15.7%
% of FP17s for the same patient ID Re-attending between 3 & 9 months - Children	0	479	0.0%	62.1%	60.2%	58.9%
% of FP17s for the same patient ID Re-attending between 3 & 9 months - Adults	0	1,674	0.0%	54.9%	51.8%	50.8%
% of FP17s for Band 1 Urgent Courses	41	2,153	1.9%	6.9%	8.1%	9.1%
% of FP17s Relating to Free Repair or Replacements	1	2,153	0.0%	0.8%	0.8%	0.8%
% of FP17s Relating to Continuations	10	2,153	0.5%	1.1%	0.9%	0.9%
% of Patients satisfied with the dentistry they have received	1	1	N/A	91.3%	92.7%	92.5%
% of Patients satisfied with the time they had to wait for an appointment	1	1	N/A	85.3%	87.4%	87.0%

* This is based on patients treated on this contract for their most recent course of treatment. Figures in italics indicate the base number of FP17s or Patient Questionnaire responses are less than 100. N/A is shown where the base number of responses is less than 10 during the period. % is calculated as Quantity/Base number*100

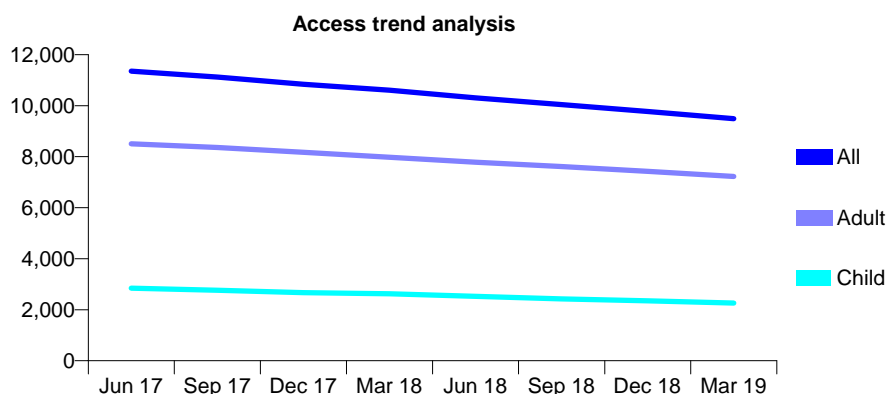
Q55 - Vital Signs At a Glance Contract Report for 101281/0023 - March 2019

Name or company name	OASIS DENTAL CARE LTD
Contract type name	GDS Contract
Purpose of contract	General
Contract start date	01/04/2006
Contract end date	

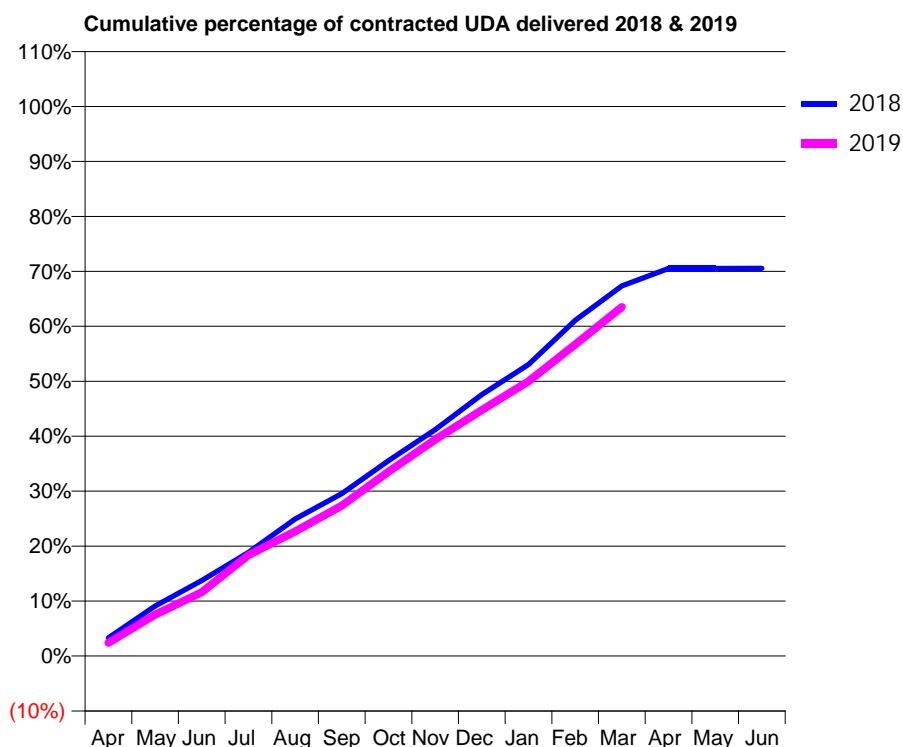
18/19 Contracted general activity (UDA)	35,550
Carry forward general activity (UDA)	0
18/19 Contracted orthodontic activity (UOA)	0
Carry forward orthodontic activity (UOA)	0
Baseline contract value	£779,515.58

ACCESS*

Patients seen in 24 months	Total	Change since previous quarter
Quarter ending March 2018	10,608	
Quarter ending June 2018	10,305	↓
Quarter ending September 2018	10,042	↓
Quarter ending December 2018	9,777	↓
Quarter ending March 2019	9,486	↓
Variance since March 2018	(10.6%)	↓



ACTIVITY



Month	Adjusted Scheduled Activity (UDA)	
	2018	2019
April	1,179	855
May	3,242	2,679
June	4,886	4,127
July	6,706	6,527
August	8,863	8,062
September	10,507	9,728
October	12,638	11,924
November	14,643	14,007
December	16,912	15,911
January	18,855	17,769
February	21,722	20,155
March	23,946	22,568
April	25,061	
May	25,075	
June	25,082	

QUALITY

	Quantity	Base Number	Contract	AT	Region	England
% of FP17s for the same patient ID Re-attending within 3 months - Children	218	3,348	6.5%	10.0%	11.5%	11.8%
% of FP17s for the same patient ID Re-attending within 3 months - Adults	1,219	10,221	11.9%	14.2%	15.2%	15.7%
% of FP17s for the same patient ID Re-attending between 3 & 9 months - Children	2,133	3,348	63.7%	62.1%	60.2%	58.9%
% of FP17s for the same patient ID Re-attending between 3 & 9 months - Adults	6,149	10,221	60.2%	54.9%	51.8%	50.8%
% of FP17s for Band 1 Urgent Courses	886	12,984	6.8%	6.9%	8.1%	9.1%
% of FP17s Relating to Free Repair or Replacements	155	12,984	1.2%	0.8%	0.8%	0.8%
% of FP17s Relating to Continuations	67	12,984	0.5%	1.1%	0.9%	0.9%
% of Patients satisfied with the dentistry they have received	2	3	N/A	91.3%	92.7%	92.5%
% of Patients satisfied with the time they had to wait for an appointment	1	3	N/A	85.3%	87.4%	87.0%

* This is based on patients treated on this contract for their most recent course of treatment. Figures in italics indicate the base number of FP17s or Patient Questionnaire responses are less than 100. N/A is shown where the base number of responses is less than 10 during the period. % is calculated as Quantity/Base number*100

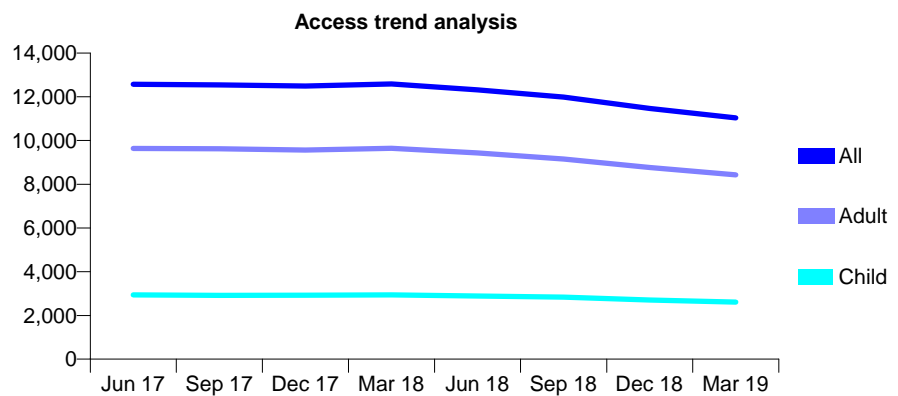
Q55 - Vital Signs At a Glance Contract Report for 101281/0041 - March 2019

Name or company name	OASIS DENTAL CARE LTD
Contract type name	GDS Contract
Purpose of contract	General
Contract start date	01/04/2006
Contract end date	

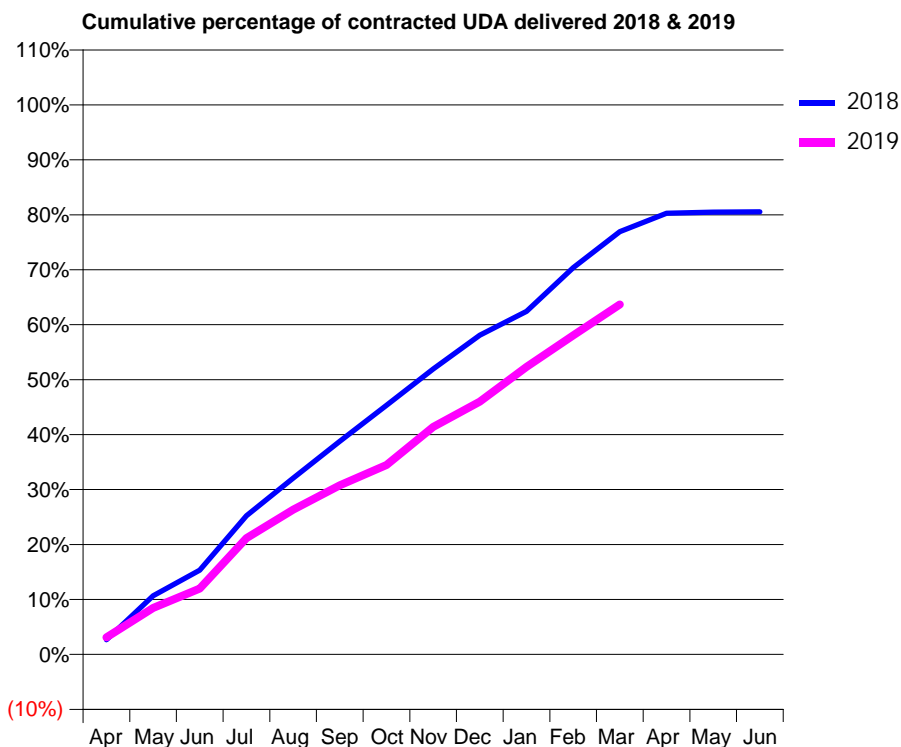
18/19 Contracted general activity (UDA)	42,036
Carry forward general activity (UDA)	0
18/19 Contracted orthodontic activity (UOA)	0
Carry forward orthodontic activity (UOA)	0
Baseline contract value	£936,080.90

ACCESS*

Patients seen in 24 months	Total	Change since previous quarter
Quarter ending March 2018	12,586	
Quarter ending June 2018	12,322	↓
Quarter ending September 2018	11,985	↓
Quarter ending December 2018	11,467	↓
Quarter ending March 2019	11,038	↓
Variance since March 2018	(12.3%)	↓



ACTIVITY



Month	2018	2019
April	1,125	1,314
May	4,493	3,558
June	6,441	5,035
July	10,612	8,896
August	13,485	11,077
September	16,297	12,940
October	19,062	14,494
November	21,839	17,409
December	24,416	19,334
January	26,239	22,003
February	29,579	24,409
March	32,328	26,773
April	33,738	
May	33,835	
June	33,854	

QUALITY

	Quantity	Base Number	Contract	AT	Region	England
% of FP17s for the same patient ID Re-attending within 3 months - Children	206	3,710	5.6%	10.0%	11.5%	11.8%
% of FP17s for the same patient ID Re-attending within 3 months - Adults	1,543	11,677	13.2%	14.2%	15.2%	15.7%
% of FP17s for the same patient ID Re-attending between 3 & 9 months - Children	2,240	3,710	60.4%	62.1%	60.2%	58.9%
% of FP17s for the same patient ID Re-attending between 3 & 9 months - Adults	6,704	11,677	57.4%	54.9%	51.8%	50.8%
% of FP17s for Band 1 Urgent Courses	1,108	14,565	7.6%	6.9%	8.1%	9.1%
% of FP17s Relating to Free Repair or Replacements	252	14,565	1.7%	0.8%	0.8%	0.8%
% of FP17s Relating to Continuations	181	14,565	1.2%	1.1%	0.9%	0.9%
% of Patients satisfied with the dentistry they have received	3	4	N/A	91.3%	92.7%	92.5%
% of Patients satisfied with the time they had to wait for an appointment	2	4	N/A	85.3%	87.4%	87.0%

* This is based on patients treated on this contract for their most recent course of treatment. Figures in italics indicate the base number of FP17s or Patient Questionnaire responses are less than 100. N/A is shown where the base number of responses is less than 10 during the period. % is calculated as Quantity/Base number*100

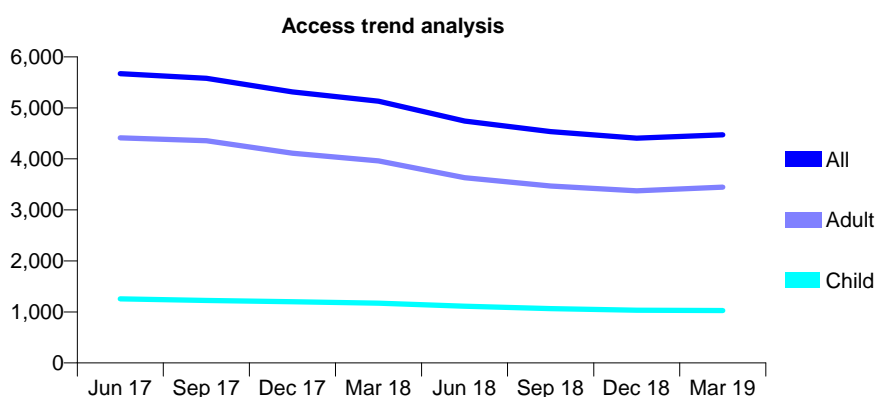
Q55 - Vital Signs At a Glance Contract Report for 101281/0048 - March 2019

Name or company name	OASIS DENTAL CARE LTD
Contract type name	Pilot Contract
Purpose of contract	General and Orthodontic
Contract start date	01/04/2006
Contract end date	

18/19 Contracted general activity (UDA)	19,361
Carry forward general activity (UDA)	0
18/19 Contracted orthodontic activity (UOA)	628
Carry forward orthodontic activity (UOA)	0
Baseline contract value	£518,072.75

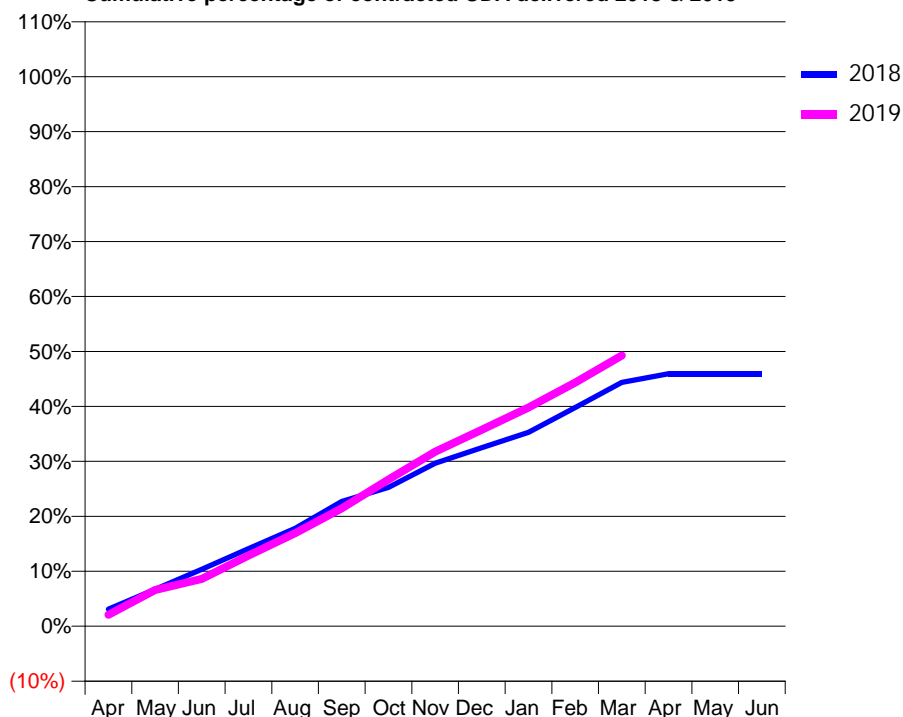
ACCESS*

Patients seen in 24 months	Total	Change since previous quarter
Quarter ending March 2018	5,132	
Quarter ending June 2018	4,742	↓
Quarter ending September 2018	4,534	↓
Quarter ending December 2018	4,407	↓
Quarter ending March 2019	4,472	→
Variance since March 2018	(12.9%)	↓



ACTIVITY

Cumulative percentage of contracted UDA delivered 2018 & 2019



Adjusted Scheduled Activity (UDA)

Month	2018	2019
April	597	406
May	1,300	1,275
June	2,005	1,663
July	2,733	2,493
August	3,450	3,280
September	4,397	4,149
October	4,895	5,164
November	5,746	6,148
December	6,291	6,922
January	6,829	7,704
February	7,709	8,584
March	8,593	9,534
April	8,895	
May	8,897	
June	8,898	

QUALITY

	Quantity	Base Number	Contract	AT	Region	England
% of FP17s for the same patient ID Re-attending within 3 months - Children	63	1,294	4.9%	10.0%	11.5%	11.8%
% of FP17s for the same patient ID Re-attending within 3 months - Adults	307	3,951	7.8%	14.2%	15.2%	15.7%
% of FP17s for the same patient ID Re-attending between 3 & 9 months - Children	611	1,294	47.2%	62.1%	60.2%	58.9%
% of FP17s for the same patient ID Re-attending between 3 & 9 months - Adults	1,645	3,951	41.6%	54.9%	51.8%	50.8%
% of FP17s for Band 1 Urgent Courses	162	4,996	3.2%	6.9%	8.1%	9.1%
% of FP17s Relating to Free Repair or Replacements	24	4,996	0.5%	0.8%	0.8%	0.8%
% of FP17s Relating to Continuations	52	4,996	1.0%	1.1%	0.9%	0.9%
% of Patients satisfied with the dentistry they have received	2	2	N/A	91.3%	92.7%	92.5%
% of Patients satisfied with the time they had to wait for an appointment	1	2	N/A	85.3%	87.4%	87.0%

* This is based on patients treated on this contract for their most recent course of treatment.

Figures in italics indicate the base number of FP17s or Patient Questionnaire responses are less than 100. N/A is shown where the base number of responses is less than 10 during the period. % is calculated as Quantity/Base number*100

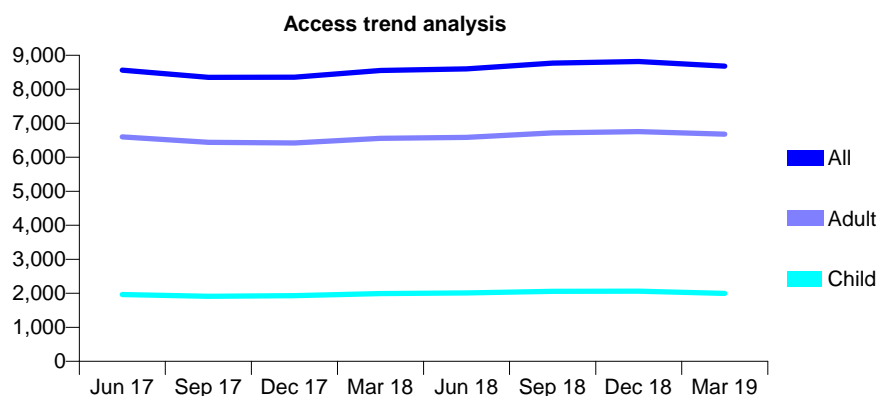
Q55 - Vital Signs At a Glance Contract Report for 101281/0059 - March 2019

Name or company name	OASIS DENTAL CARE LTD
Contract type name	GDS Contract
Purpose of contract	General
Contract start date	01/04/2006
Contract end date	

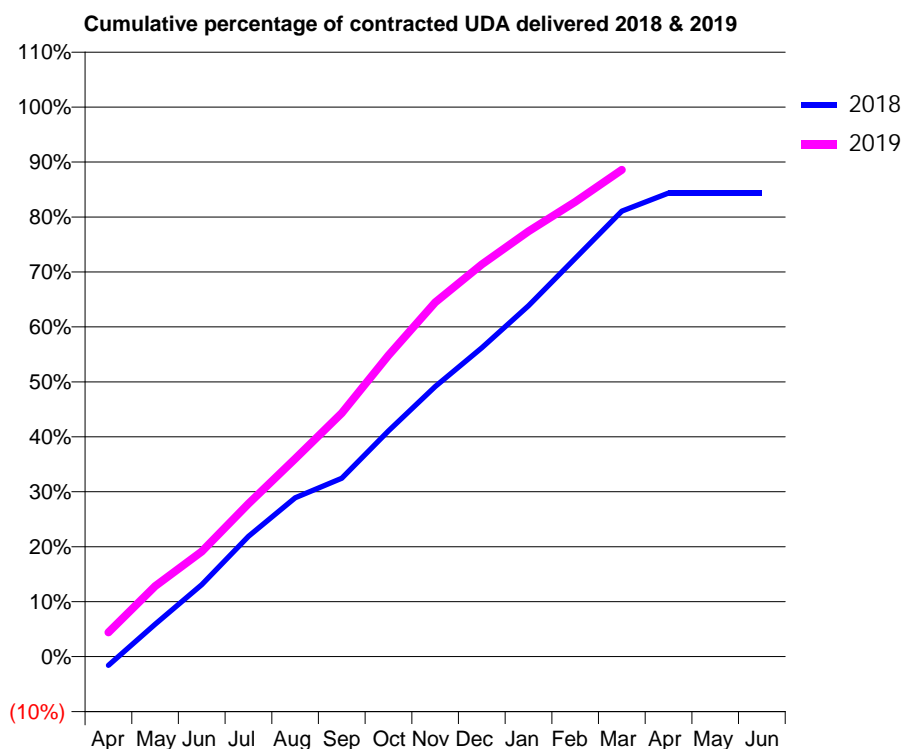
18/19 Contracted general activity (UDA)	26,245
Carry forward general activity (UDA)	0
18/19 Contracted orthodontic activity (UOA)	0
Carry forward orthodontic activity (UOA)	0
Baseline contract value	£619,285.15

ACCESS*

Patients seen in 24 months	Total	Change since previous quarter
Quarter ending March 2018	8,554	
Quarter ending June 2018	8,600	→
Quarter ending September 2018	8,772	↑
Quarter ending December 2018	8,817	→
Quarter ending March 2019	8,681	↓
Variance since March 2018	1.5%	→



ACTIVITY



Month	Adjusted Scheduled Activity (UDA)	
	2018	2019
April	-426	1,162
May	1,553	3,363
June	3,436	5,022
July	5,740	7,299
August	7,586	9,447
September	8,519	11,631
October	10,779	14,389
November	12,897	16,920
December	14,744	18,726
January	16,758	20,313
February	19,018	21,715
March	21,277	23,248
April	22,143	
May	22,144	
June	22,144	

QUALITY

	Quantity	Base Number	Contract	AT	Region	England
% of FP17s for the same patient ID Re-attending within 3 months - Children	286	3,476	8.2%	10.0%	11.5%	11.8%
% of FP17s for the same patient ID Re-attending within 3 months - Adults	1,266	10,094	12.5%	14.2%	15.2%	15.7%
% of FP17s for the same patient ID Re-attending between 3 & 9 months - Children	2,392	3,476	68.8%	62.1%	60.2%	58.9%
% of FP17s for the same patient ID Re-attending between 3 & 9 months - Adults	6,435	10,094	63.8%	54.9%	51.8%	50.8%
% of FP17s for Band 1 Urgent Courses	867	12,570	6.9%	6.9%	8.1%	9.1%
% of FP17s Relating to Free Repair or Replacements	148	12,570	1.2%	0.8%	0.8%	0.8%
% of FP17s Relating to Continuations	114	12,570	0.9%	1.1%	0.9%	0.9%
% of Patients satisfied with the dentistry they have received	2	3	N/A	91.3%	92.7%	92.5%
% of Patients satisfied with the time they had to wait for an appointment	3	3	N/A	85.3%	87.4%	87.0%

* This is based on patients treated on this contract for their most recent course of treatment. Figures in italics indicate the base number of FP17s or Patient Questionnaire responses are less than 100. N/A is shown where the base number of responses is less than 10 during the period. % is calculated as Quantity/Base number*100

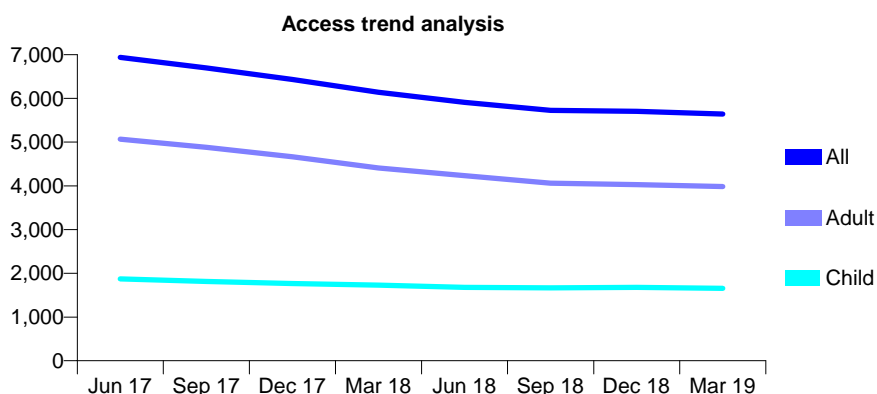
Q55 - Vital Signs At a Glance Contract Report for 101281/0092 - March 2019

Name or company name	OASIS DENTAL CARE LTD
Contract type name	GDS Contract
Purpose of contract	General
Contract start date	01/04/2006
Contract end date	

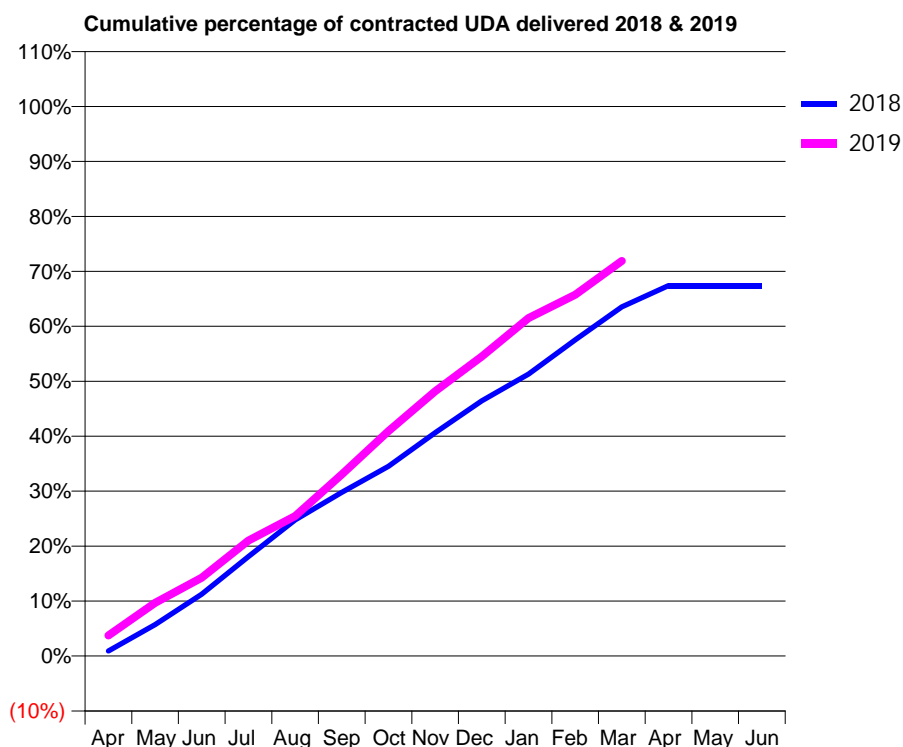
18/19 Contracted general activity (UDA)	18,929
Carry forward general activity (UDA)	0
18/19 Contracted orthodontic activity (UOA)	0
Carry forward orthodontic activity (UOA)	0
Baseline contract value	£416,471.20

ACCESS*

Patients seen in 24 months	Total	Change since previous quarter
Quarter ending March 2018	6,141	
Quarter ending June 2018	5,911	↓
Quarter ending September 2018	5,727	↓
Quarter ending December 2018	5,706	→
Quarter ending March 2019	5,640	↓
Variance since March 2018	(8.2%)	↓



ACTIVITY



Month	Adjusted Scheduled Activity (UDA)	
	2018	2019
April	176	709
May	1,082	1,833
June	2,133	2,697
July	3,424	3,974
August	4,688	4,819
September	5,640	6,252
October	6,534	7,745
November	7,692	9,120
December	8,788	10,314
January	9,715	11,640
February	10,890	12,445
March	12,026	13,606
April	12,758	
May	12,758	
June	12,758	

QUALITY

	Quantity	Base Number	Contract	AT	Region	England
% of FP17s for the same patient ID Re-attending within 3 months - Children	120	2,642	4.5%	10.0%	11.5%	11.8%
% of FP17s for the same patient ID Re-attending within 3 months - Adults	629	5,884	10.7%	14.2%	15.2%	15.7%
% of FP17s for the same patient ID Re-attending between 3 & 9 months - Children	1,737	2,642	65.7%	62.1%	60.2%	58.9%
% of FP17s for the same patient ID Re-attending between 3 & 9 months - Adults	3,523	5,884	59.9%	54.9%	51.8%	50.8%
% of FP17s for Band 1 Urgent Courses	390	7,087	5.5%	6.9%	8.1%	9.1%
% of FP17s Relating to Free Repair or Replacements	58	7,087	0.8%	0.8%	0.8%	0.8%
% of FP17s Relating to Continuations	71	7,087	1.0%	1.1%	0.9%	0.9%
% of Patients satisfied with the dentistry they have received	1	1	N/A	91.3%	92.7%	92.5%
% of Patients satisfied with the time they had to wait for an appointment	1	1	N/A	85.3%	87.4%	87.0%

* This is based on patients treated on this contract for their most recent course of treatment. Figures in italics indicate the base number of FP17s or Patient Questionnaire responses are less than 100. N/A is shown where the base number of responses is less than 10 during the period. % is calculated as Quantity/Base number*100

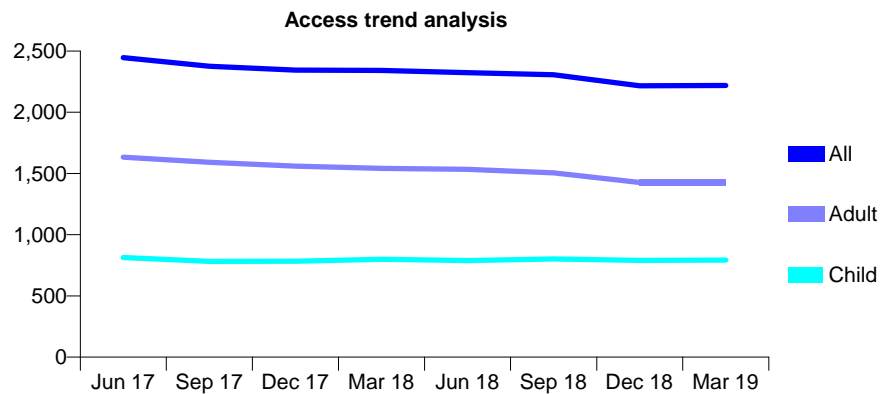
Q55 - Vital Signs At a Glance Contract Report for 101281/0118 - March 2019

Name or company name	OASIS DENTAL CARE LTD
Contract type name	GDS Contract
Purpose of contract	General
Contract start date	01/04/2006
Contract end date	

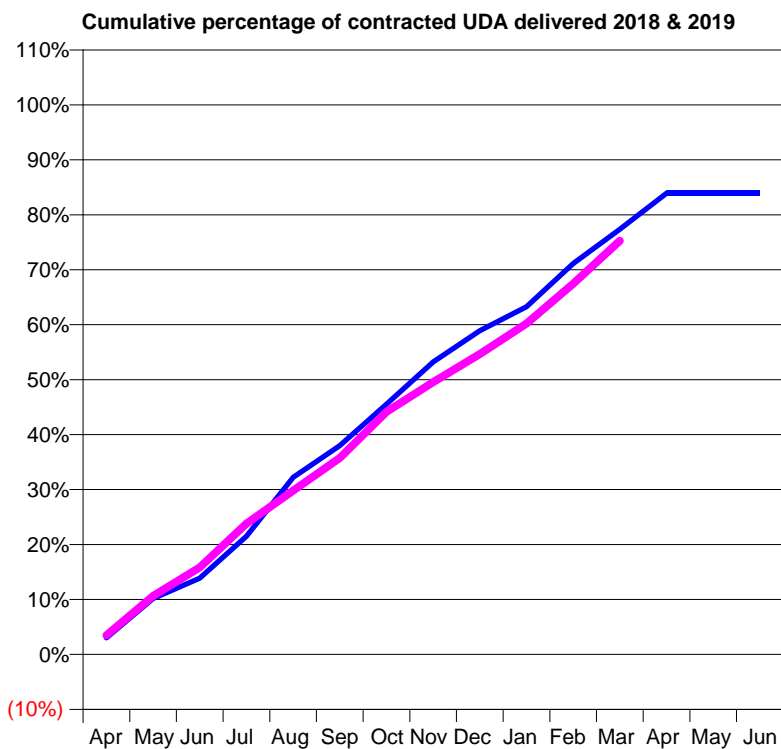
18/19 Contracted general activity (UDA)	5,159
Carry forward general activity (UDA)	0
18/19 Contracted orthodontic activity (UOA)	0
Carry forward orthodontic activity (UOA)	0
Baseline contract value	£156,365.59

ACCESS*

Patients seen in 24 months	Total	Change since previous quarter
Quarter ending March 2018	2,341	
Quarter ending June 2018	2,323	→
Quarter ending September 2018	2,307	→
Quarter ending December 2018	2,216	↓
Quarter ending March 2019	2,220	→
Variance since March 2018	(5.2%)	↓



ACTIVITY



Month	Adjusted Scheduled Activity (UDA)	
	2018	2019
April	155	180
May	526	549
June	717	817
July	1,110	1,228
August	1,662	1,538
September	1,960	1,845
October	2,349	2,276
November	2,746	2,555
December	3,039	2,820
January	3,265	3,107
February	3,670	3,480
March	3,990	3,883
April	4,329	
May	4,330	
June	4,330	

QUALITY

	Quantity	Base Number	Contract	AT	Region	England
% of FP17s for the same patient ID Re-attending within 3 months - Children	83	1,162	7.1%	10.0%	11.5%	11.8%
% of FP17s for the same patient ID Re-attending within 3 months - Adults	313	1,896	16.5%	14.2%	15.2%	15.7%
% of FP17s for the same patient ID Re-attending between 3 & 9 months - Children	727	1,162	62.6%	62.1%	60.2%	58.9%
% of FP17s for the same patient ID Re-attending between 3 & 9 months - Adults	963	1,896	50.8%	54.9%	51.8%	50.8%
% of FP17s for Band 1 Urgent Courses	169	2,297	7.4%	6.9%	8.1%	9.1%
% of FP17s Relating to Free Repair or Replacements	17	2,297	0.7%	0.8%	0.8%	0.8%
% of FP17s Relating to Continuations	37	2,297	1.6%	1.1%	0.9%	0.9%
% of Patients satisfied with the dentistry they have received	1	1	N/A	91.3%	92.7%	92.5%
% of Patients satisfied with the time they had to wait for an appointment	1	1	N/A	85.3%	87.4%	87.0%

* This is based on patients treated on this contract for their most recent course of treatment. Figures in italics indicate the base number of FP17s or Patient Questionnaire responses are less than 100. N/A is shown where the base number of responses is less than 10 during the period. % is calculated as Quantity/Base number*100

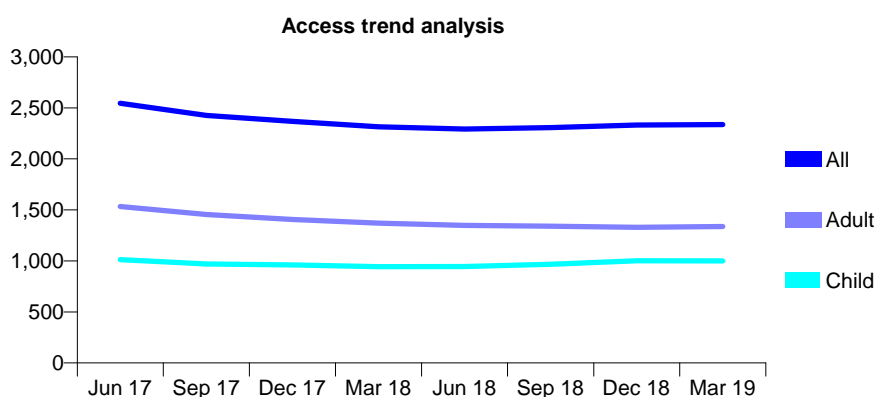
Q55 - Vital Signs At a Glance Contract Report for 101281/0129 - March 2019

Name or company name	OASIS DENTAL CARE LTD
Contract type name	GDS Contract
Purpose of contract	General
Contract start date	01/04/2006
Contract end date	

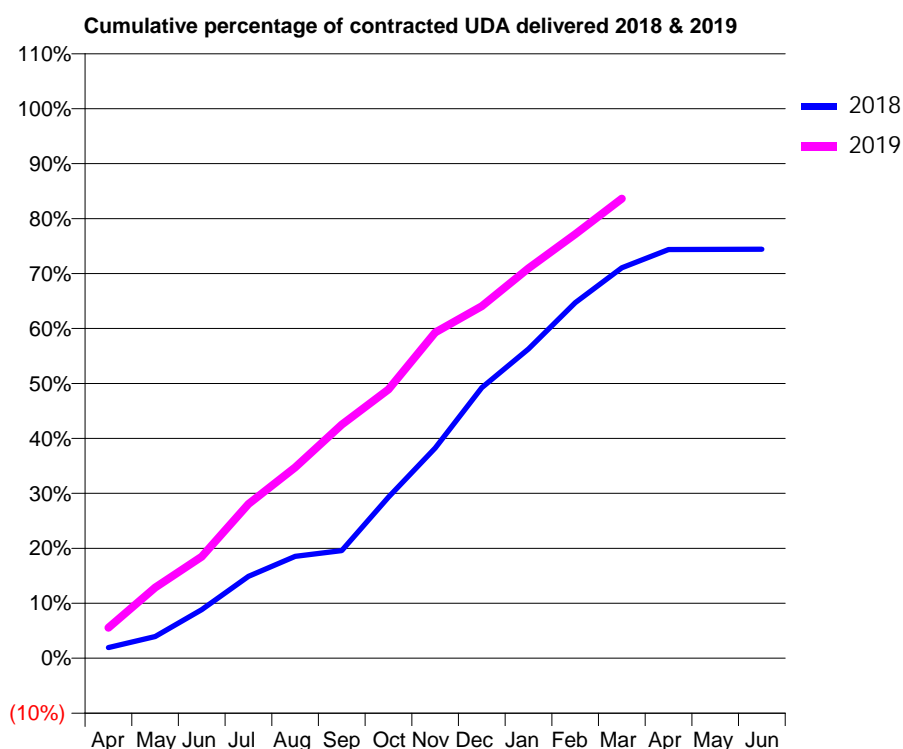
18/19 Contracted general activity (UDA)	7,956
Carry forward general activity (UDA)	0
18/19 Contracted orthodontic activity (UOA)	0
Carry forward orthodontic activity (UOA)	0
Baseline contract value	£178,104.16

ACCESS*

Patients seen in 24 months	Total	Change since previous quarter
Quarter ending March 2018	2,314	
Quarter ending June 2018	2,292	→
Quarter ending September 2018	2,307	→
Quarter ending December 2018	2,332	→
Quarter ending March 2019	2,337	→
Variance since March 2018	1.0%	→



ACTIVITY



Adjusted Scheduled Activity (UDA)		
Month	2018	2019
April	156	441
May	314	1,024
June	703	1,471
July	1,185	2,234
August	1,476	2,763
September	1,558	3,382
October	2,331	3,891
November	3,043	4,715
December	3,916	5,095
January	4,478	5,644
February	5,147	6,139
March	5,652	6,653
April	5,917	
May	5,919	
June	5,920	

QUALITY

	Quantity	Base Number	Contract	AT	Region	England
% of FP17s for the same patient ID Re-attending within 3 months - Children	180	1,742	10.3%	10.0%	11.5%	11.8%
% of FP17s for the same patient ID Re-attending within 3 months - Adults	330	2,083	15.8%	14.2%	15.2%	15.7%
% of FP17s for the same patient ID Re-attending between 3 & 9 months - Children	1,057	1,742	60.7%	62.1%	60.2%	58.9%
% of FP17s for the same patient ID Re-attending between 3 & 9 months - Adults	1,216	2,083	58.4%	54.9%	51.8%	50.8%
% of FP17s for Band 1 Urgent Courses	328	3,692	8.9%	6.9%	8.1%	9.1%
% of FP17s Relating to Free Repair or Replacements	39	3,692	1.1%	0.8%	0.8%	0.8%
% of FP17s Relating to Continuations	29	3,692	0.8%	1.1%	0.9%	0.9%
% of Patients satisfied with the dentistry they have received	2	2	N/A	91.3%	92.7%	92.5%
% of Patients satisfied with the time they had to wait for an appointment	2	2	N/A	85.3%	87.4%	87.0%

* This is based on patients treated on this contract for their most recent course of treatment.

Figures in italics indicate the base number of FP17s or Patient Questionnaire responses are less than 100. N/A is shown where the base number of responses is less than 10 during the period. % is calculated as Quantity/Base number*100

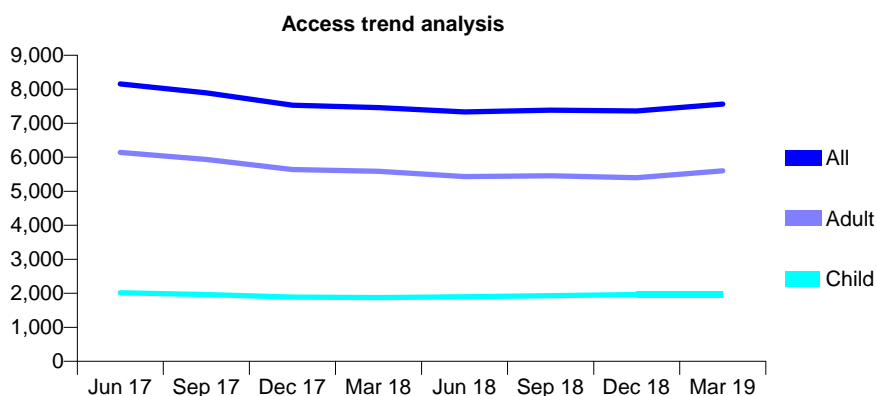
Q55 - Vital Signs At a Glance Contract Report for 101281/0200 - March 2019

Name or company name	OASIS DENTAL CARE LTD
Contract type name	Pilot Contract
Purpose of contract	General
Contract start date	28/04/2009
Contract end date	

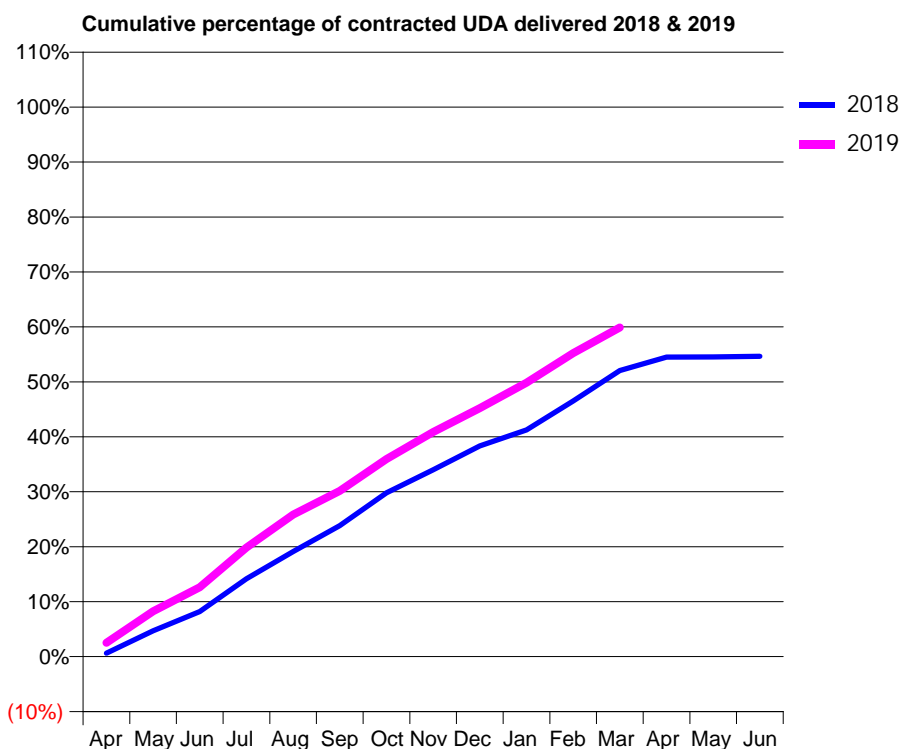
18/19 Contracted general activity (UDA)	30,000
Carry forward general activity (UDA)	0
18/19 Contracted orthodontic activity (UOA)	0
Carry forward orthodontic activity (UOA)	0
Baseline contract value	£661,764.02

ACCESS*

Patients seen in 24 months	Total	Change since previous quarter
Quarter ending March 2018	7,462	
Quarter ending June 2018	7,335	↓
Quarter ending September 2018	7,388	→
Quarter ending December 2018	7,362	→
Quarter ending March 2019	7,567	↑
Variance since March 2018	1.4%	→



ACTIVITY



Month	Adjusted Scheduled Activity (UDA)	
	2018	2019
April	185	756
May	1,407	2,477
June	2,458	3,786
July	4,245	5,962
August	5,731	7,760
September	7,153	9,047
October	8,945	10,783
November	10,202	12,266
December	11,505	13,570
January	12,375	14,960
February	13,963	16,571
March	15,616	17,963
April	16,352	
May	16,365	
June	16,393	

QUALITY

	Quantity	Base Number	Contract	AT	Region	England
% of FP17s for the same patient ID Re-attending within 3 months - Children	78	2,270	3.4%	10.0%	11.5%	11.8%
% of FP17s for the same patient ID Re-attending within 3 months - Adults	507	5,875	8.6%	14.2%	15.2%	15.7%
% of FP17s for the same patient ID Re-attending between 3 & 9 months - Children	1,076	2,270	47.4%	62.1%	60.2%	58.9%
% of FP17s for the same patient ID Re-attending between 3 & 9 months - Adults	2,379	5,875	40.5%	54.9%	51.8%	50.8%
% of FP17s for Band 1 Urgent Courses	82	7,856	1.0%	6.9%	8.1%	9.1%
% of FP17s Relating to Free Repair or Replacements	32	7,856	0.4%	0.8%	0.8%	0.8%
% of FP17s Relating to Continuations	44	7,856	0.6%	1.1%	0.9%	0.9%
% of Patients satisfied with the dentistry they have received	5	5	N/A	91.3%	92.7%	92.5%
% of Patients satisfied with the time they had to wait for an appointment	4	5	N/A	85.3%	87.4%	87.0%

* This is based on patients treated on this contract for their most recent course of treatment. Figures in italics indicate the base number of FP17s or Patient Questionnaire responses are less than 100. N/A is shown where the base number of responses is less than 10 during the period. % is calculated as Quantity/Base number*100

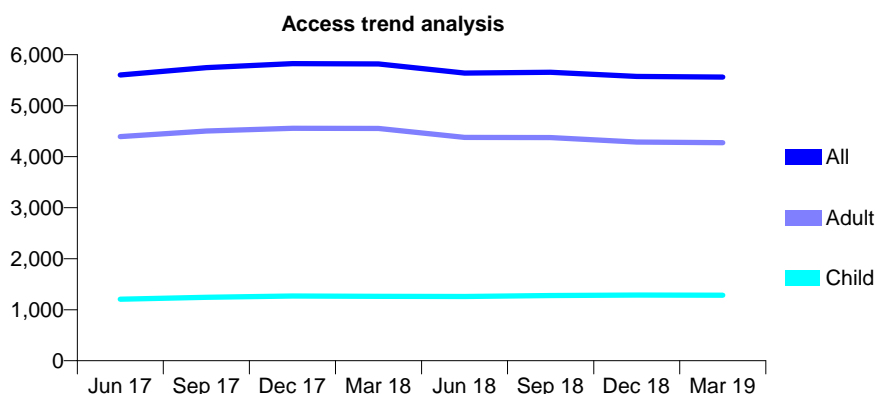
Q55 - Vital Signs At a Glance Contract Report for 101338/0050 - March 2019

Name or company name	Whitecross Dental Care Limited
Contract type name	GDS Contract
Purpose of contract	General
Contract start date	01/04/2007
Contract end date	

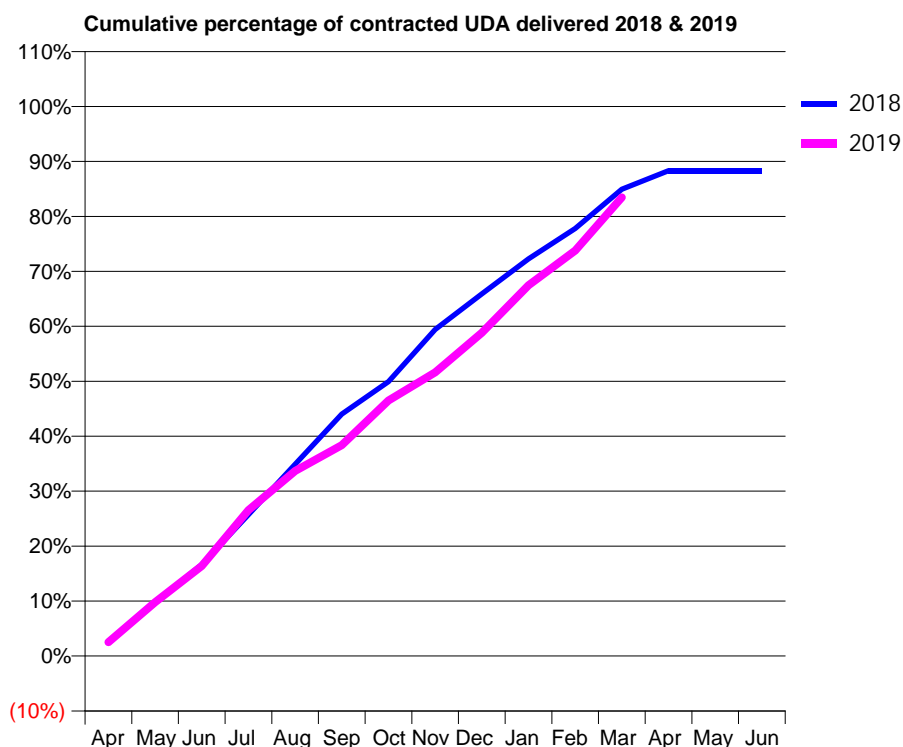
18/19 Contracted general activity (UDA)	16,000
Carry forward general activity (UDA)	0
18/19 Contracted orthodontic activity (UOA)	0
Carry forward orthodontic activity (UOA)	0
Baseline contract value	£421,734.16

ACCESS*

Patients seen in 24 months	Total	Change since previous quarter
Quarter ending March 2018	5,817	
Quarter ending June 2018	5,637	↓
Quarter ending September 2018	5,656	→
Quarter ending December 2018	5,573	↓
Quarter ending March 2019	5,561	→
Variance since March 2018	(4.4%)	↓



ACTIVITY



Month	Adjusted Scheduled Activity (UDA)	
	2018	2019
April	460	403
May	1,697	1,572
June	2,928	2,623
July	4,531	4,251
August	6,143	5,387
September	7,750	6,139
October	8,787	7,438
November	10,459	8,259
December	11,598	9,411
January	12,716	10,794
February	13,690	11,804
March	14,952	13,351
April	15,545	
May	15,546	
June	15,546	

QUALITY

	Quantity	Base Number	Contract	AT	Region	England
% of FP17s for the same patient ID Re-attending within 3 months - Children	110	1,857	5.9%	10.0%	11.5%	11.8%
% of FP17s for the same patient ID Re-attending within 3 months - Adults	629	5,461	11.5%	14.2%	15.2%	15.7%
% of FP17s for the same patient ID Re-attending between 3 & 9 months - Children	1,142	1,857	61.5%	62.1%	60.2%	58.9%
% of FP17s for the same patient ID Re-attending between 3 & 9 months - Adults	2,797	5,461	51.2%	54.9%	51.8%	50.8%
% of FP17s for Band 1 Urgent Courses	388	7,097	5.5%	6.9%	8.1%	9.1%
% of FP17s Relating to Free Repair or Replacements	68	7,097	1.0%	0.8%	0.8%	0.8%
% of FP17s Relating to Continuations	109	7,097	1.5%	1.1%	0.9%	0.9%
% of Patients satisfied with the dentistry they have received	2	3	N/A	91.3%	92.7%	92.5%
% of Patients satisfied with the time they had to wait for an appointment	2	3	N/A	85.3%	87.4%	87.0%

* This is based on patients treated on this contract for their most recent course of treatment. Figures in italics indicate the base number of FP17s or Patient Questionnaire responses are less than 100. N/A is shown where the base number of responses is less than 10 during the period. % is calculated as Quantity/Base number*100

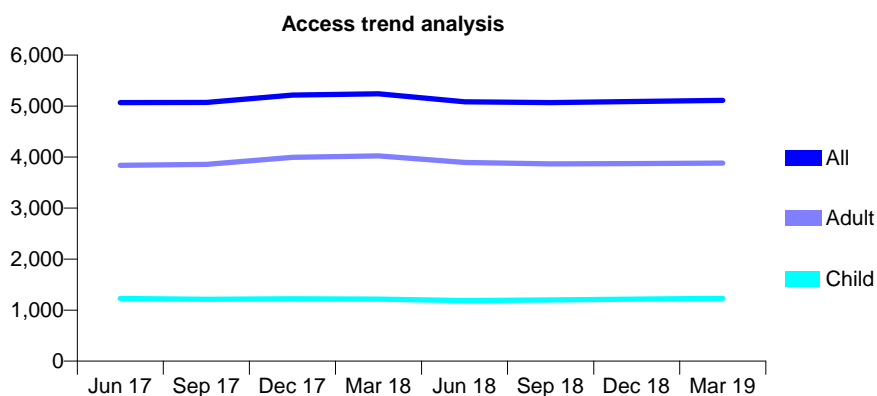
Q55 - Vital Signs At a Glance Contract Report for 101362/0006 - March 2019

Name or company name	Rodericks Dental Limited
Contract type name	GDS Contract
Purpose of contract	General
Contract start date	01/04/2008
Contract end date	

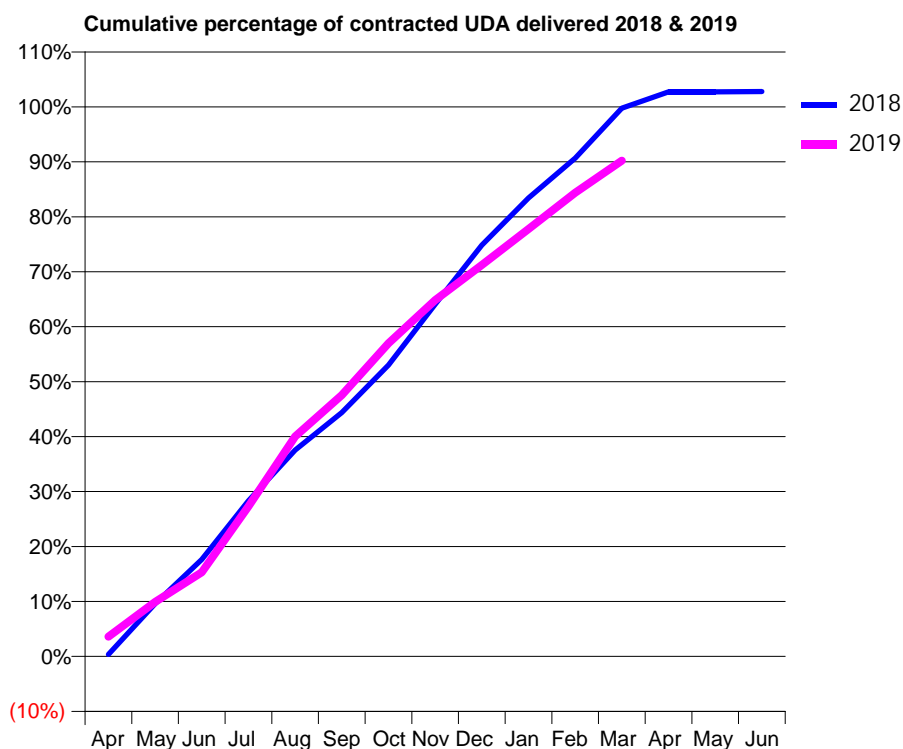
18/19 Contracted general activity (UDA)	13,542
Carry forward general activity (UDA)	-271
18/19 Contracted orthodontic activity (UOA)	0
Carry forward orthodontic activity (UOA)	0
Baseline contract value	£331,576.86

ACCESS*

Patients seen in 24 months	Total	Change since previous quarter
Quarter ending March 2018	5,240	
Quarter ending June 2018	5,083	↓
Quarter ending September 2018	5,069	→
Quarter ending December 2018	5,088	→
Quarter ending March 2019	5,113	→
Variance since March 2018	(2.4%)	↓



ACTIVITY



Month	2018	2019
April	52	487
May	1,299	1,343
June	2,387	2,073
July	3,835	3,699
August	5,087	5,420
September	6,007	6,439
October	7,180	7,719
November	8,676	8,780
December	10,134	9,642
January	11,298	10,532
February	12,278	11,428
March	13,509	12,215
April	13,911	
May	13,913	
June	13,919	

QUALITY

	Quantity	Base Number	Contract	AT	Region	England
% of FP17s for the same patient ID Re-attending within 3 months - Children	98	1,776	5.5%	10.0%	11.5%	11.8%
% of FP17s for the same patient ID Re-attending within 3 months - Adults	479	5,139	9.3%	14.2%	15.2%	15.7%
% of FP17s for the same patient ID Re-attending between 3 & 9 months - Children	1,120	1,776	63.1%	62.1%	60.2%	58.9%
% of FP17s for the same patient ID Re-attending between 3 & 9 months - Adults	3,208	5,139	62.4%	54.9%	51.8%	50.8%
% of FP17s for Band 1 Urgent Courses	317	6,501	4.9%	6.9%	8.1%	9.1%
% of FP17s Relating to Free Repair or Replacements	81	6,501	1.2%	0.8%	0.8%	0.8%
% of FP17s Relating to Continuations	5	6,501	0.1%	1.1%	0.9%	0.9%
% of Patients satisfied with the dentistry they have received	2	2	N/A	91.3%	92.7%	92.5%
% of Patients satisfied with the time they had to wait for an appointment	2	2	N/A	85.3%	87.4%	87.0%

* This is based on patients treated on this contract for their most recent course of treatment. Figures in italics indicate the base number of FP17s or Patient Questionnaire responses are less than 100. N/A is shown where the base number of responses is less than 10 during the period. % is calculated as Quantity/Base number*100

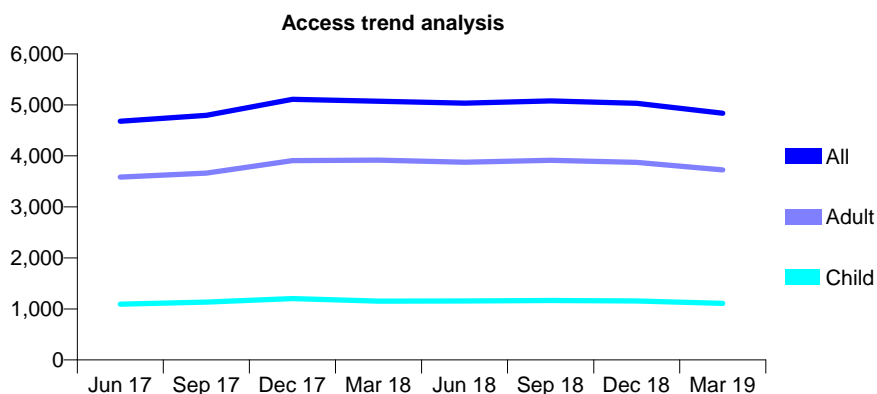
Q55 - Vital Signs At a Glance Contract Report for 101362/0007 - March 2019

Name or company name	Rodericks Dental Limited
Contract type name	GDS Contract
Purpose of contract	General
Contract start date	28/07/2008
Contract end date	

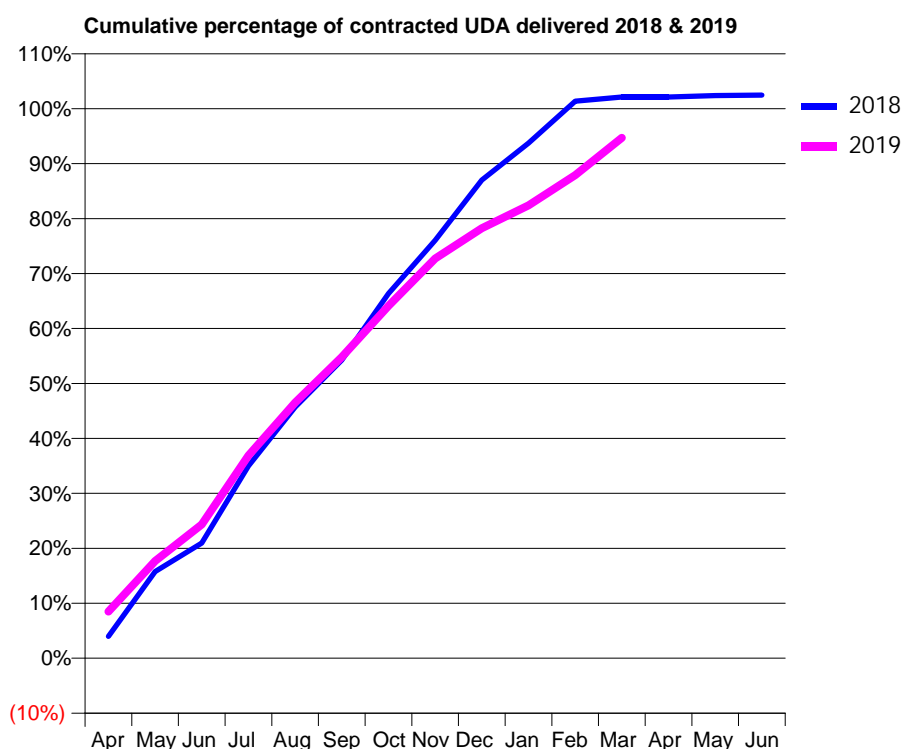
18/19 Contracted general activity (UDA)	12,792
Carry forward general activity (UDA)	-246
18/19 Contracted orthodontic activity (UOA)	0
Carry forward orthodontic activity (UOA)	0
Baseline contract value	£321,971.72

ACCESS*

Patients seen in 24 months	Total	Change since previous quarter
Quarter ending March 2018	5,071	
Quarter ending June 2018	5,033	→
Quarter ending September 2018	5,079	→
Quarter ending December 2018	5,031	→
Quarter ending March 2019	4,834	↓
Variance since March 2018	(4.7%)	↓



ACTIVITY



Month	2018	2019
April	490	1,087
May	1,936	2,263
June	2,577	3,112
July	4,304	4,721
August	5,617	5,951
September	6,668	7,011
October	8,157	8,201
November	9,351	9,305
December	10,696	10,010
January	11,522	10,541
February	12,459	11,244
March	12,554	12,111
April	12,554	
May	12,584	
June	12,594	

QUALITY

	Quantity	Base Number	Contract	AT	Region	England
% of FP17s for the same patient ID Re-attending within 3 months - Children	77	1,699	4.5%	10.0%	11.5%	11.8%
% of FP17s for the same patient ID Re-attending within 3 months - Adults	567	5,084	11.2%	14.2%	15.2%	15.7%
% of FP17s for the same patient ID Re-attending between 3 & 9 months - Children	1,113	1,699	65.5%	62.1%	60.2%	58.9%
% of FP17s for the same patient ID Re-attending between 3 & 9 months - Adults	3,016	5,084	59.3%	54.9%	51.8%	50.8%
% of FP17s for Band 1 Urgent Courses	537	6,763	7.9%	6.9%	8.1%	9.1%
% of FP17s Relating to Free Repair or Replacements	70	6,763	1.0%	0.8%	0.8%	0.8%
% of FP17s Relating to Continuations	18	6,763	0.3%	1.1%	0.9%	0.9%
% of Patients satisfied with the dentistry they have received	0	0	N/A	91.3%	92.7%	92.5%
% of Patients satisfied with the time they had to wait for an appointment	0	0	N/A	85.3%	87.4%	87.0%

* This is based on patients treated on this contract for their most recent course of treatment.

Figures in italics indicate the base number of FP17s or Patient Questionnaire responses are less than 100. N/A is shown where the base number of responses is less than 10 during the period. % is calculated as Quantity/Base number*100

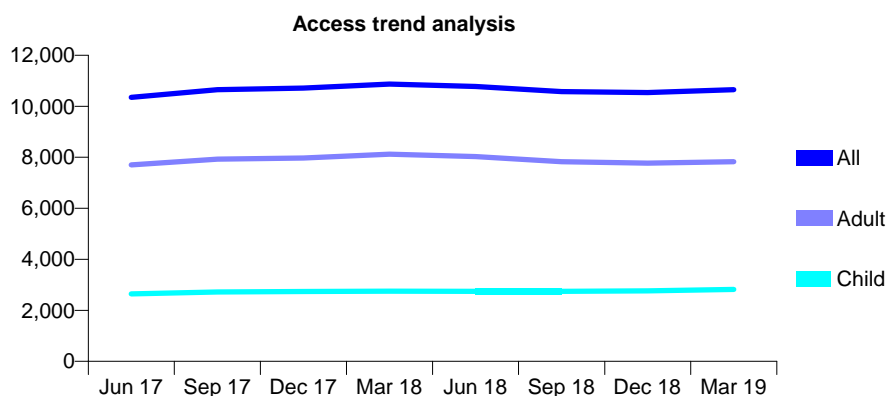
Q55 - Vital Signs At a Glance Contract Report for 101362/0008 - March 2019

Name or company name	Rodericks Dental Limited
Contract type name	GDS Contract
Purpose of contract	General
Contract start date	01/04/2008
Contract end date	

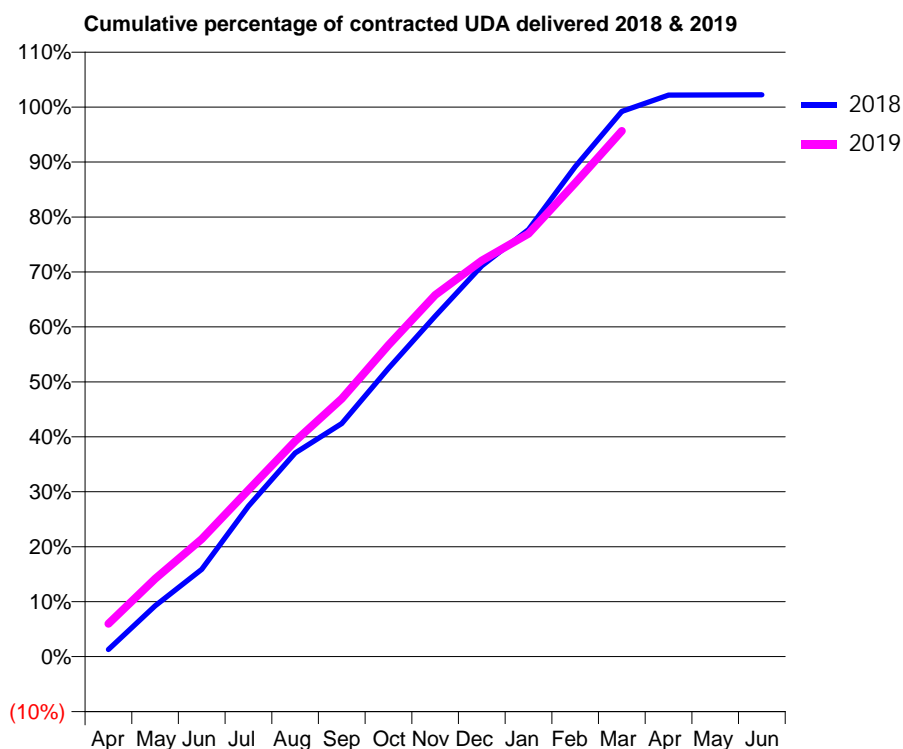
18/19 Contracted general activity (UDA)	26,370
Carry forward general activity (UDA)	-527
18/19 Contracted orthodontic activity (UOA)	0
Carry forward orthodontic activity (UOA)	0
Baseline contract value	£618,575.35

ACCESS*

Patients seen in 24 months	Total	Change since previous quarter
Quarter ending March 2018	10,874	
Quarter ending June 2018	10,776	→
Quarter ending September 2018	10,577	↓
Quarter ending December 2018	10,538	→
Quarter ending March 2019	10,653	→
Variance since March 2018	(2.0%)	↓



ACTIVITY



Month	Adjusted Scheduled Activity (UDA)	
	2018	2019
April	345	1,578
May	2,440	3,733
June	4,191	5,640
July	7,224	8,001
August	9,774	10,344
September	11,184	12,379
October	13,841	14,953
November	16,342	17,352
December	18,755	19,002
January	20,492	20,295
February	23,516	22,727
March	26,162	25,225
April	26,943	
May	26,953	
June	26,958	

QUALITY

	Quantity	Base Number	Contract	AT	Region	England
% of FP17s for the same patient ID Re-attending within 3 months - Children	219	4,464	4.9%	10.0%	11.5%	11.8%
% of FP17s for the same patient ID Re-attending within 3 months - Adults	1,098	11,410	9.6%	14.2%	15.2%	15.7%
% of FP17s for the same patient ID Re-attending between 3 & 9 months - Children	3,284	4,464	73.6%	62.1%	60.2%	58.9%
% of FP17s for the same patient ID Re-attending between 3 & 9 months - Adults	7,495	11,410	65.7%	54.9%	51.8%	50.8%
% of FP17s for Band 1 Urgent Courses	592	15,428	3.8%	6.9%	8.1%	9.1%
% of FP17s Relating to Free Repair or Replacements	139	15,428	0.9%	0.8%	0.8%	0.8%
% of FP17s Relating to Continuations	38	15,428	0.2%	1.1%	0.9%	0.9%
% of Patients satisfied with the dentistry they have received	6	6	N/A	91.3%	92.7%	92.5%
% of Patients satisfied with the time they had to wait for an appointment	5	6	N/A	85.3%	87.4%	87.0%

* This is based on patients treated on this contract for their most recent course of treatment. Figures in italics indicate the base number of FP17s or Patient Questionnaire responses are less than 100. N/A is shown where the base number of responses is less than 10 during the period. % is calculated as Quantity/Base number*100

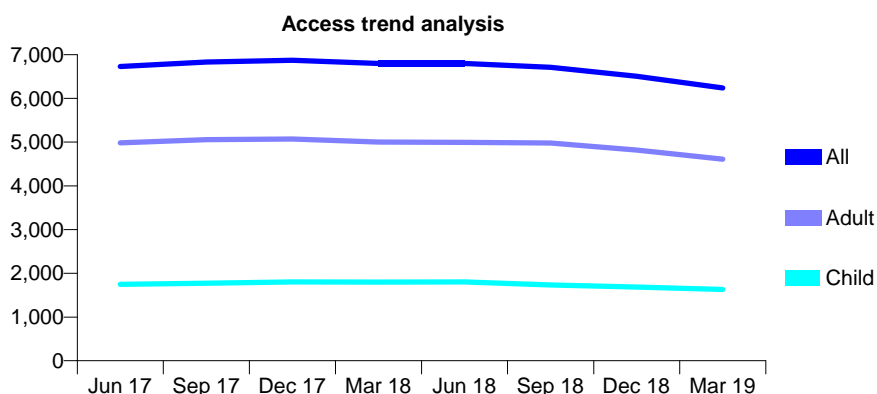
Q55 - Vital Signs At a Glance Contract Report for 101362/0014 - March 2019

Name or company name	Rodericks Dental Limited
Contract type name	GDS Contract
Purpose of contract	General
Contract start date	05/02/2009
Contract end date	

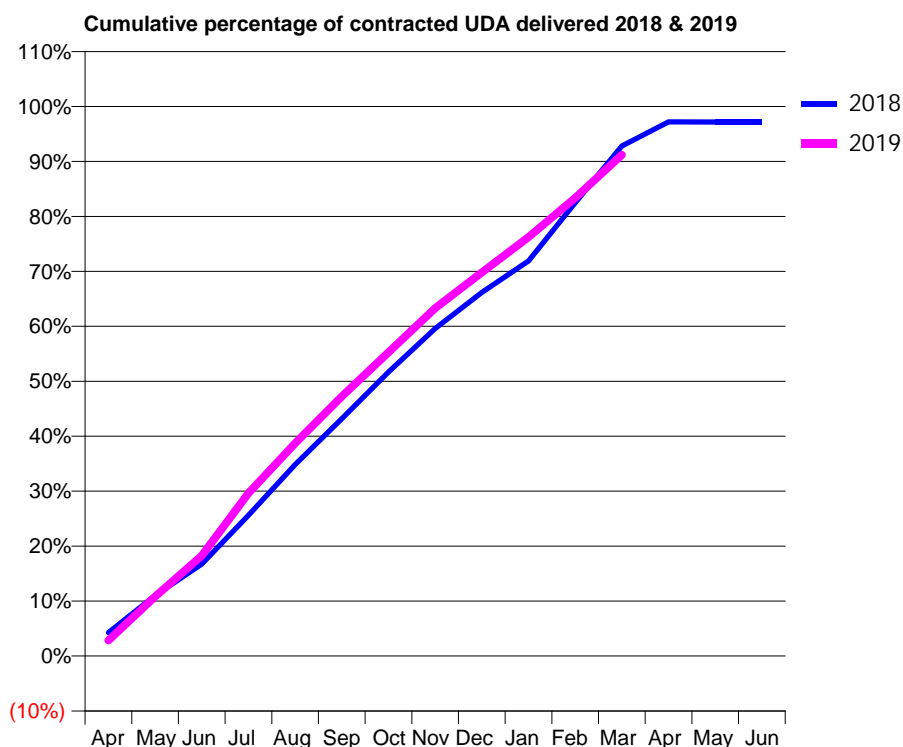
18/19 Contracted general activity (UDA)	15,400
Carry forward general activity (UDA)	344
18/19 Contracted orthodontic activity (UOA)	0
Carry forward orthodontic activity (UOA)	0
Baseline contract value	£363,069.29

ACCESS*

Patients seen in 24 months	Total	Change since previous quarter
Quarter ending March 2018	6,800	
Quarter ending June 2018	6,799	→
Quarter ending September 2018	6,713	↓
Quarter ending December 2018	6,505	↓
Quarter ending March 2019	6,240	↓
Variance since March 2018	(8.2%)	↓



ACTIVITY



Month	Adjusted Scheduled Activity (UDA)	
	2018	2019
April	661	441
May	1,699	1,664
June	2,575	2,808
July	3,944	4,566
August	5,367	5,963
September	6,651	7,272
October	7,959	8,512
November	9,178	9,747
December	10,184	10,746
January	11,070	11,739
February	12,705	12,838
March	14,288	14,046
April	14,969	
May	14,965	
June	14,964	

QUALITY

	Quantity	Base Number	Contract	AT	Region	England
% of FP17s for the same patient ID Re-attending within 3 months - Children	143	2,050	7.0%	10.0%	11.5%	11.8%
% of FP17s for the same patient ID Re-attending within 3 months - Adults	834	6,079	13.7%	14.2%	15.2%	15.7%
% of FP17s for the same patient ID Re-attending between 3 & 9 months - Children	1,100	2,050	53.7%	62.1%	60.2%	58.9%
% of FP17s for the same patient ID Re-attending between 3 & 9 months - Adults	2,975	6,079	48.9%	54.9%	51.8%	50.8%
% of FP17s for Band 1 Urgent Courses	639	7,798	8.2%	6.9%	8.1%	9.1%
% of FP17s Relating to Free Repair or Replacements	66	7,798	0.8%	0.8%	0.8%	0.8%
% of FP17s Relating to Continuations	61	7,798	0.8%	1.1%	0.9%	0.9%
% of Patients satisfied with the dentistry they have received	3	3	N/A	91.3%	92.7%	92.5%
% of Patients satisfied with the time they had to wait for an appointment	3	3	N/A	85.3%	87.4%	87.0%

* This is based on patients treated on this contract for their most recent course of treatment.

Figures in italics indicate the base number of FP17s or Patient Questionnaire responses are less than 100. N/A is shown where the base number of responses is less than 10 during the period. % is calculated as Quantity/Base number*100

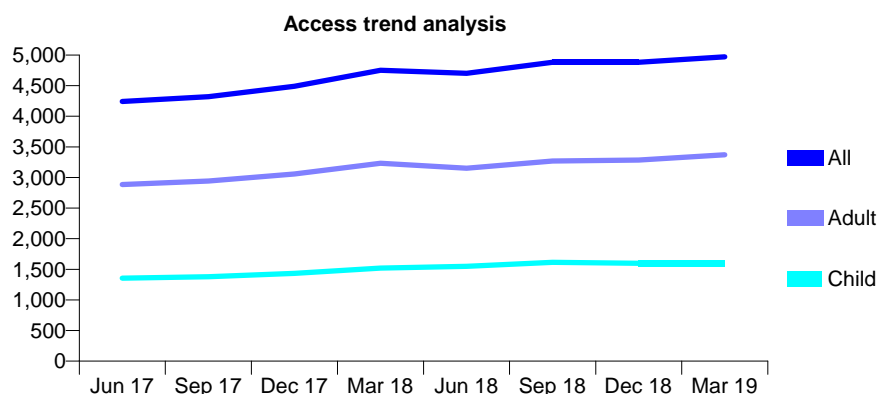
Q55 - Vital Signs At a Glance Contract Report for 101362/0026 - March 2019

Name or company name	Rodericks Dental Limited
Contract type name	GDS Contract
Purpose of contract	General
Contract start date	16/11/2009
Contract end date	

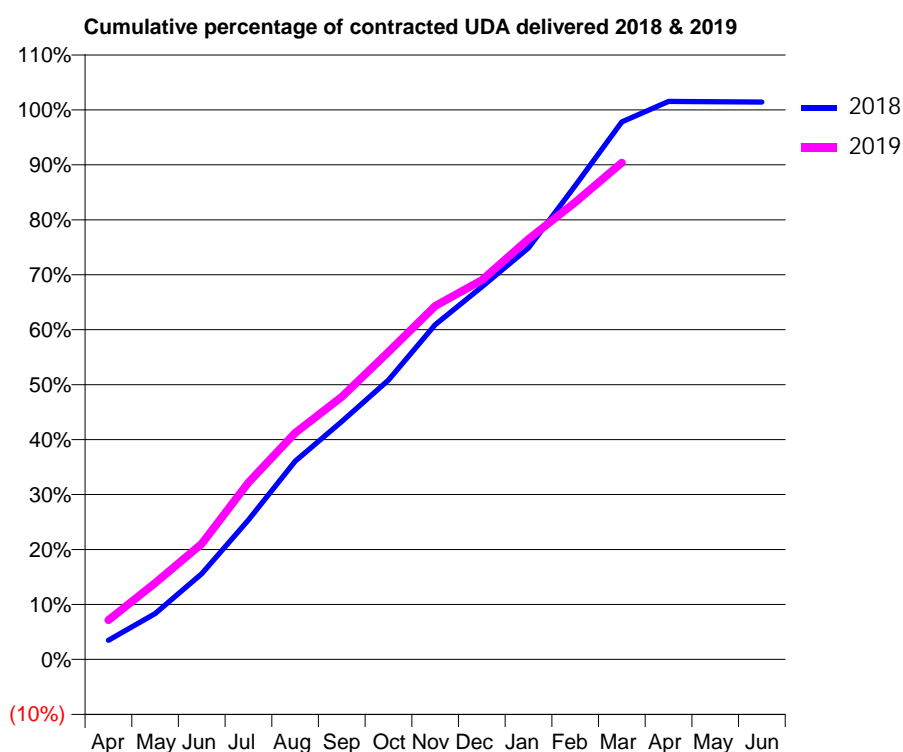
18/19 Contracted general activity (UDA)	12,524
Carry forward general activity (UDA)	-179
18/19 Contracted orthodontic activity (UOA)	0
Carry forward orthodontic activity (UOA)	0
Baseline contract value	£328,576.53

ACCESS*

Patients seen in 24 months	Total	Change since previous quarter
Quarter ending March 2018	4,751	
Quarter ending June 2018	4,703	↓
Quarter ending September 2018	4,882	↑
Quarter ending December 2018	4,883	→
Quarter ending March 2019	4,971	→
Variance since March 2018	4.6%	↑



ACTIVITY



Month	Adjusted Scheduled Activity (UDA)	
	2018	2019
April	436	895
May	1,043	1,742
June	1,953	2,636
July	3,181	4,031
August	4,517	5,161
September	5,421	5,983
October	6,366	7,009
November	7,628	8,056
December	8,491	8,643
January	9,376	9,582
February	10,797	10,419
March	12,250	11,319
April	12,714	
May	12,709	
June	12,703	

QUALITY

	Quantity	Base Number	Contract	AT	Region	England
% of FP17s for the same patient ID Re-attending within 3 months - Children	163	2,172	7.5%	10.0%	11.5%	11.8%
% of FP17s for the same patient ID Re-attending within 3 months - Adults	505	4,336	11.6%	14.2%	15.2%	15.7%
% of FP17s for the same patient ID Re-attending between 3 & 9 months - Children	1,340	2,172	61.7%	62.1%	60.2%	58.9%
% of FP17s for the same patient ID Re-attending between 3 & 9 months - Adults	2,635	4,336	60.8%	54.9%	51.8%	50.8%
% of FP17s for Band 1 Urgent Courses	584	6,276	9.3%	6.9%	8.1%	9.1%
% of FP17s Relating to Free Repair or Replacements	42	6,276	0.7%	0.8%	0.8%	0.8%
% of FP17s Relating to Continuations	18	6,276	0.3%	1.1%	0.9%	0.9%
% of Patients satisfied with the dentistry they have received	1	1	N/A	91.3%	92.7%	92.5%
% of Patients satisfied with the time they had to wait for an appointment	1	1	N/A	85.3%	87.4%	87.0%

* This is based on patients treated on this contract for their most recent course of treatment. Figures in italics indicate the base number of FP17s or Patient Questionnaire responses are less than 100. N/A is shown where the base number of responses is less than 10 during the period. % is calculated as Quantity/Base number*100

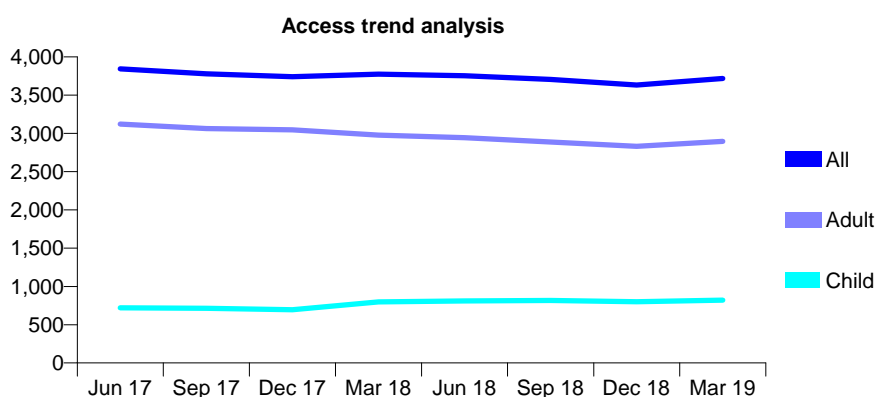
Q55 - Vital Signs At a Glance Contract Report for 101362/0027 - March 2019

Name or company name	Rodericks Dental Limited
Contract type name	GDS Contract
Purpose of contract	General
Contract start date	13/01/2010
Contract end date	

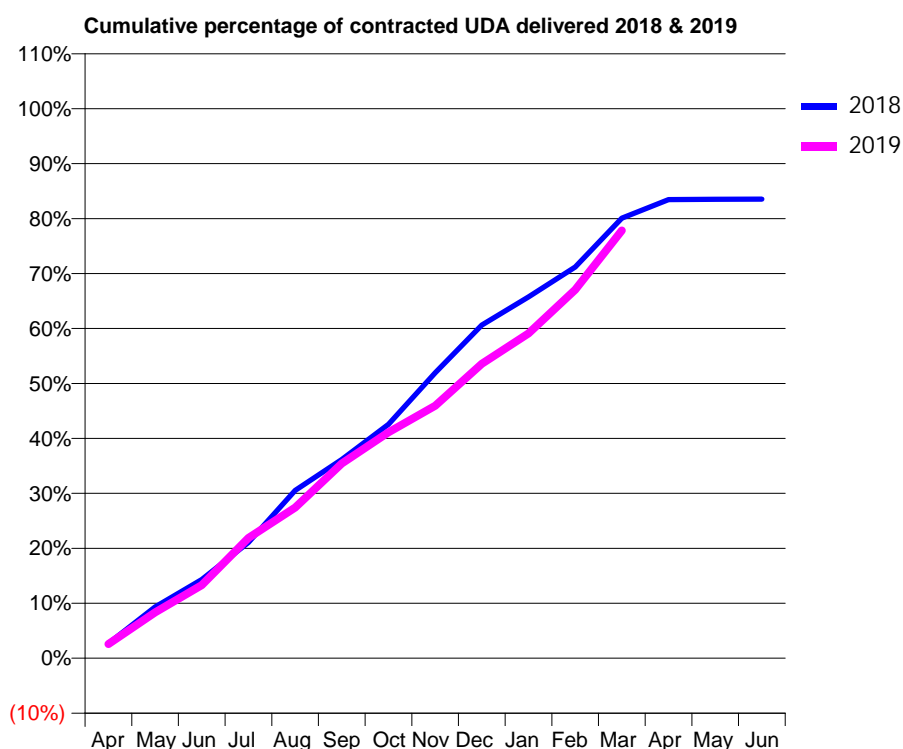
18/19 Contracted general activity (UDA)	12,042
Carry forward general activity (UDA)	0
18/19 Contracted orthodontic activity (UOA)	0
Carry forward orthodontic activity (UOA)	0
Baseline contract value	£315,945.74

ACCESS*

Patients seen in 24 months	Total	Change since previous quarter
Quarter ending March 2018	3,774	
Quarter ending June 2018	3,754	→
Quarter ending September 2018	3,704	↓
Quarter ending December 2018	3,632	↓
Quarter ending March 2019	3,716	↑
Variance since March 2018	(1.5%)	↓



ACTIVITY



Month	2018	2019
April	327	311
May	1,123	1,004
June	1,724	1,599
July	2,539	2,638
August	3,679	3,305
September	4,354	4,267
October	5,128	4,948
November	6,256	5,535
December	7,300	6,450
January	7,917	7,117
February	8,571	8,076
March	9,641	9,373
April	10,049	
May	10,055	
June	10,058	

QUALITY

	Quantity	Base Number	Contract	AT	Region	England
% of FP17s for the same patient ID Re-attending within 3 months - Children	76	1,141	6.7%	10.0%	11.5%	11.8%
% of FP17s for the same patient ID Re-attending within 3 months - Adults	489	3,866	12.6%	14.2%	15.2%	15.7%
% of FP17s for the same patient ID Re-attending between 3 & 9 months - Children	685	1,141	60.0%	62.1%	60.2%	58.9%
% of FP17s for the same patient ID Re-attending between 3 & 9 months - Adults	2,021	3,866	52.3%	54.9%	51.8%	50.8%
% of FP17s for Band 1 Urgent Courses	279	4,801	5.8%	6.9%	8.1%	9.1%
% of FP17s Relating to Free Repair or Replacements	37	4,801	0.8%	0.8%	0.8%	0.8%
% of FP17s Relating to Continuations	8	4,801	0.2%	1.1%	0.9%	0.9%
% of Patients satisfied with the dentistry they have received	1	1	N/A	91.3%	92.7%	92.5%
% of Patients satisfied with the time they had to wait for an appointment	1	1	N/A	85.3%	87.4%	87.0%

* This is based on patients treated on this contract for their most recent course of treatment. Figures in italics indicate the base number of FP17s or Patient Questionnaire responses are less than 100. N/A is shown where the base number of responses is less than 10 during the period. % is calculated as Quantity/Base number*100

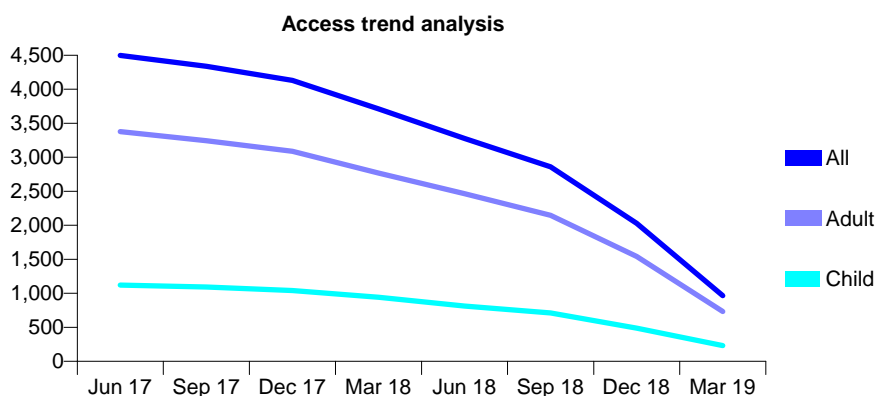
Q55 - Vital Signs At a Glance Contract Report for 101370/0040 - March 2019

Name or company name	Petrie Tucker & Partners Ltd
Contract type name	GDS Contract
Purpose of contract	General
Contract start date	01/04/2006
Contract end date	11/09/2018

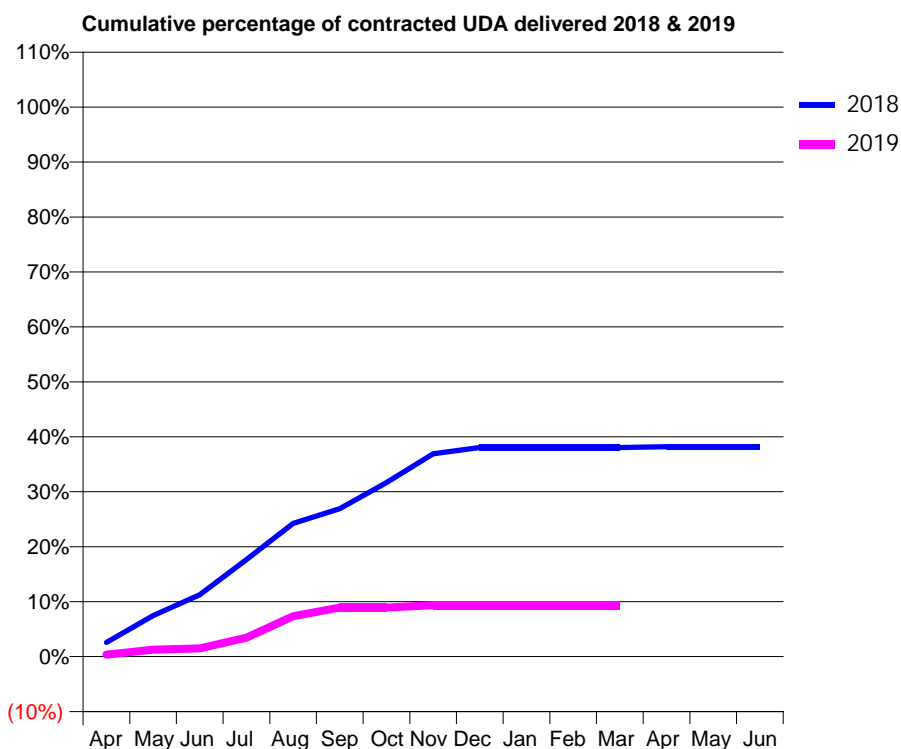
18/19 Contracted general activity (UDA)	6,708
Carry forward general activity (UDA)	0
18/19 Contracted orthodontic activity (UOA)	0
Carry forward orthodontic activity (UOA)	0
Baseline contract value	£159,469.54

ACCESS*

Patients seen in 24 months	Total	Change since previous quarter
Quarter ending March 2018	3,711	
Quarter ending June 2018	3,276	↓
Quarter ending September 2018	2,860	↓
Quarter ending December 2018	2,031	↓
Quarter ending March 2019	965	↓
Variance since March 2018	(74.0%)	↓



ACTIVITY



Month	Adjusted Scheduled Activity (UDA)	
	2018	2019
April	388	25
May	1,118	86
June	1,691	99
July	2,650	231
August	3,640	494
September	4,039	600
October	4,753	600
November	5,538	628
December	5,710	628
January	5,710	628
February	5,710	628
March	5,710	628
April	5,726	
May	5,726	
June	5,726	

QUALITY

	Quantity	Base Number	Contract	AT	Region	England
% of FP17s for the same patient ID Re-attending within 3 months - Children	2	90	2.2%	10.0%	11.5%	11.8%
% of FP17s for the same patient ID Re-attending within 3 months - Adults	12	277	4.3%	14.2%	15.2%	15.7%
% of FP17s for the same patient ID Re-attending between 3 & 9 months - Children	6	90	6.7%	62.1%	60.2%	58.9%
% of FP17s for the same patient ID Re-attending between 3 & 9 months - Adults	32	277	11.6%	54.9%	51.8%	50.8%
% of FP17s for Band 1 Urgent Courses	94	354	26.6%	6.9%	8.1%	9.1%
% of FP17s Relating to Free Repair or Replacements	0	354	0.0%	0.8%	0.8%	0.8%
% of FP17s Relating to Continuations	4	354	1.1%	1.1%	0.9%	0.9%
% of Patients satisfied with the dentistry they have received	0	0	N/A	91.3%	92.7%	92.5%
% of Patients satisfied with the time they had to wait for an appointment	0	0	N/A	85.3%	87.4%	87.0%

* This is based on patients treated on this contract for their most recent course of treatment. Figures in italics indicate the base number of FP17s or Patient Questionnaire responses are less than 100. N/A is shown where the base number of responses is less than 10 during the period. % is calculated as Quantity/Base number*100

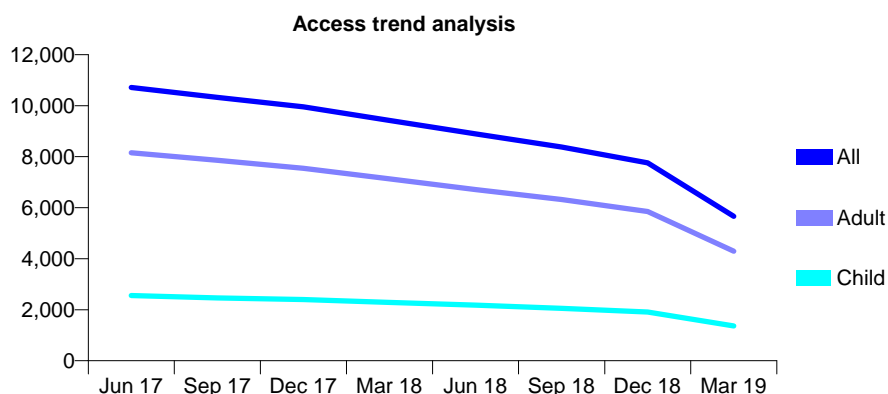
Q55 - Vital Signs At a Glance Contract Report for 101370/0071 - March 2019

Name or company name	Petrie Tucker & Partners Ltd
Contract type name	GDS Contract
Purpose of contract	General
Contract start date	01/07/2006
Contract end date	14/12/2018

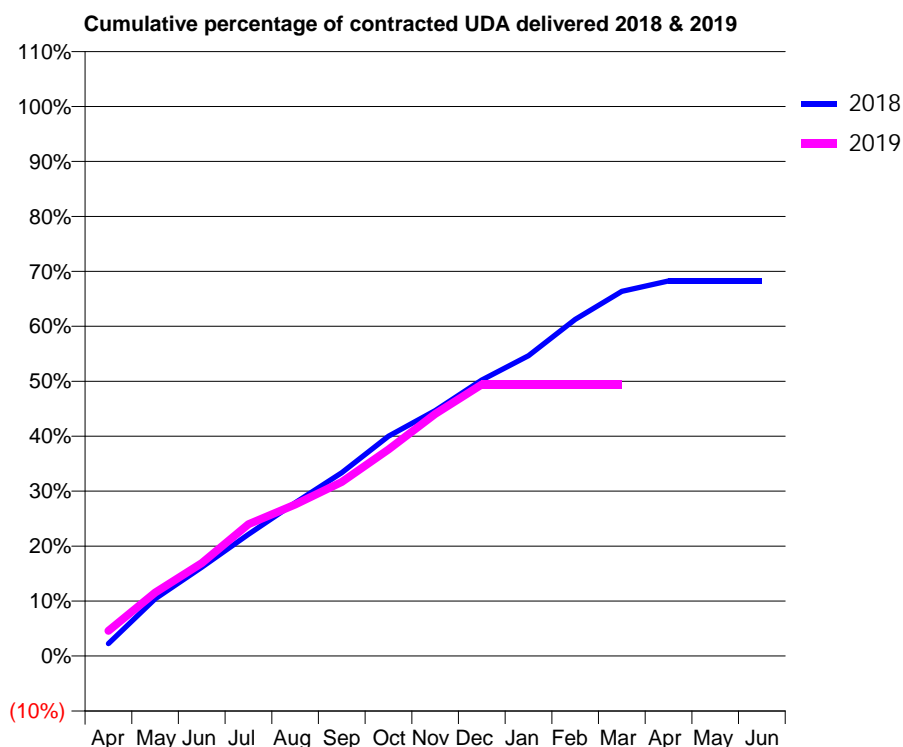
18/19 Contracted general activity (UDA)	20,419
Carry forward general activity (UDA)	0
18/19 Contracted orthodontic activity (UOA)	0
Carry forward orthodontic activity (UOA)	0
Baseline contract value	£411,836.09

ACCESS*

Patients seen in 24 months	Total	Change since previous quarter
Quarter ending March 2018	9,420	
Quarter ending June 2018	8,897	↓
Quarter ending September 2018	8,379	↓
Quarter ending December 2018	7,758	↓
Quarter ending March 2019	5,666	↓
Variance since March 2018	(39.9%)	↓



ACTIVITY



Month	Adjusted Scheduled Activity (UDA)	
	2018	2019
April	659	937
May	3,020	2,359
June	4,682	3,452
July	6,418	4,898
August	8,087	5,631
September	9,670	6,468
October	11,595	7,675
November	12,946	8,996
December	14,561	10,087
January	15,840	10,087
February	17,764	10,087
March	19,237	10,087
April	19,788	
May	19,787	
June	19,787	

QUALITY

	Quantity	Base Number	Contract	AT	Region	England
% of FP17s for the same patient ID Re-attending within 3 months - Children	82	1,530	5.4%	10.0%	11.5%	11.8%
% of FP17s for the same patient ID Re-attending within 3 months - Adults	271	4,126	6.6%	14.2%	15.2%	15.7%
% of FP17s for the same patient ID Re-attending between 3 & 9 months - Children	755	1,530	49.3%	62.1%	60.2%	58.9%
% of FP17s for the same patient ID Re-attending between 3 & 9 months - Adults	2,172	4,126	52.6%	54.9%	51.8%	50.8%
% of FP17s for Band 1 Urgent Courses	89	5,273	1.7%	6.9%	8.1%	9.1%
% of FP17s Relating to Free Repair or Replacements	59	5,273	1.1%	0.8%	0.8%	0.8%
% of FP17s Relating to Continuations	68	5,273	1.3%	1.1%	0.9%	0.9%
% of Patients satisfied with the dentistry they have received	0	0	N/A	91.3%	92.7%	92.5%
% of Patients satisfied with the time they had to wait for an appointment	0	0	N/A	85.3%	87.4%	87.0%

* This is based on patients treated on this contract for their most recent course of treatment. Figures in italics indicate the base number of FP17s or Patient Questionnaire responses are less than 100. N/A is shown where the base number of responses is less than 10 during the period. % is calculated as Quantity/Base number*100

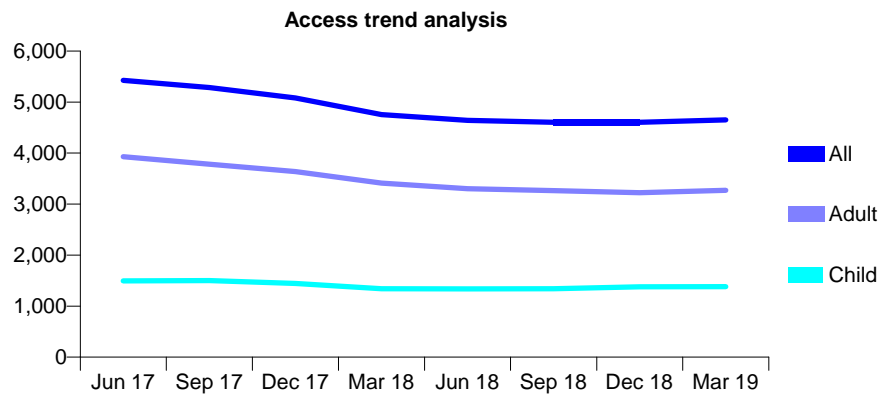
Q55 - Vital Signs At a Glance Contract Report for 101370/0076 - March 2019

Name or company name	Petrie Tucker & Partners Ltd
Contract type name	GDS Contract
Purpose of contract	General
Contract start date	01/04/2006
Contract end date	

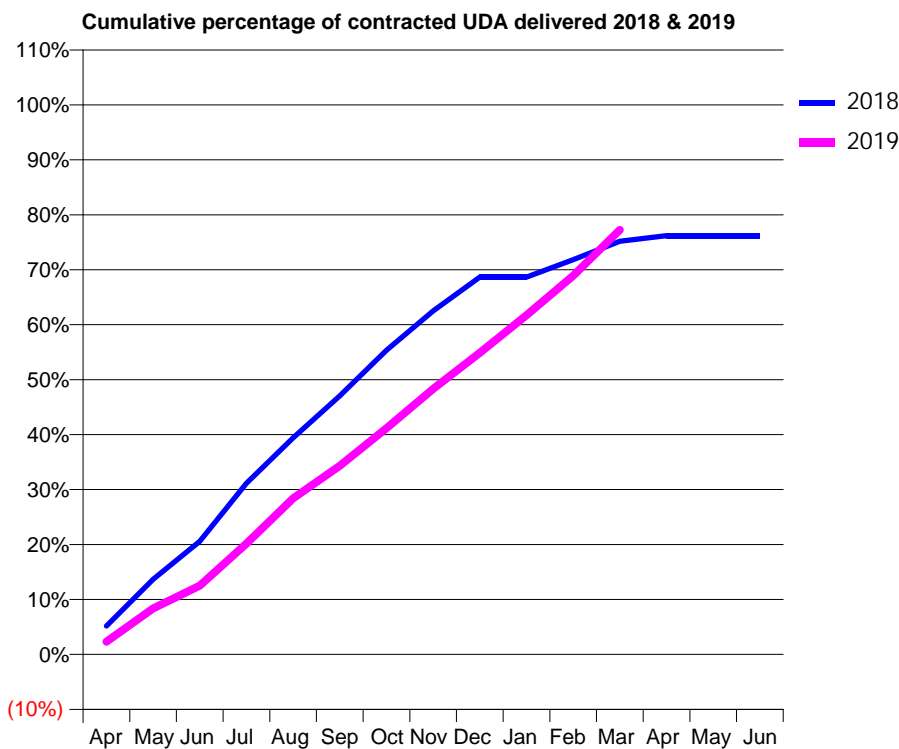
18/19 Contracted general activity (UDA)	18,058
Carry forward general activity (UDA)	0
18/19 Contracted orthodontic activity (UOA)	0
Carry forward orthodontic activity (UOA)	0
Baseline contract value	£500,339.97

ACCESS*

Patients seen in 24 months	Total	Change since previous quarter
Quarter ending March 2018	4,755	
Quarter ending June 2018	4,642	↓
Quarter ending September 2018	4,606	→
Quarter ending December 2018	4,602	→
Quarter ending March 2019	4,652	→
Variance since March 2018	(2.2%)	↓



ACTIVITY



Month	Adjusted Scheduled Activity (UDA)	
	2018	2019
April	937	421
May	2,471	1,516
June	3,720	2,258
July	5,623	3,643
August	7,120	5,130
September	8,493	6,198
October	9,992	7,434
November	11,287	8,728
December	12,399	9,908
January	12,399	11,148
February	12,975	12,444
March	13,578	13,952
April	13,758	
May	13,762	
June	13,764	

QUALITY

	Quantity	Base Number	Contract	AT	Region	England
% of FP17s for the same patient ID Re-attending within 3 months - Children	115	1,793	6.4%	10.0%	11.5%	11.8%
% of FP17s for the same patient ID Re-attending within 3 months - Adults	483	4,054	11.9%	14.2%	15.2%	15.7%
% of FP17s for the same patient ID Re-attending between 3 & 9 months - Children	666	1,793	37.1%	62.1%	60.2%	58.9%
% of FP17s for the same patient ID Re-attending between 3 & 9 months - Adults	1,470	4,054	36.3%	54.9%	51.8%	50.8%
% of FP17s for Band 1 Urgent Courses	314	5,697	5.5%	6.9%	8.1%	9.1%
% of FP17s Relating to Free Repair or Replacements	30	5,697	0.5%	0.8%	0.8%	0.8%
% of FP17s Relating to Continuations	96	5,697	1.7%	1.1%	0.9%	0.9%
% of Patients satisfied with the dentistry they have received	1	1	N/A	91.3%	92.7%	92.5%
% of Patients satisfied with the time they had to wait for an appointment	0	1	N/A	85.3%	87.4%	87.0%

* This is based on patients treated on this contract for their most recent course of treatment. Figures in italics indicate the base number of FP17s or Patient Questionnaire responses are less than 100. N/A is shown where the base number of responses is less than 10 during the period. % is calculated as Quantity/Base number*100

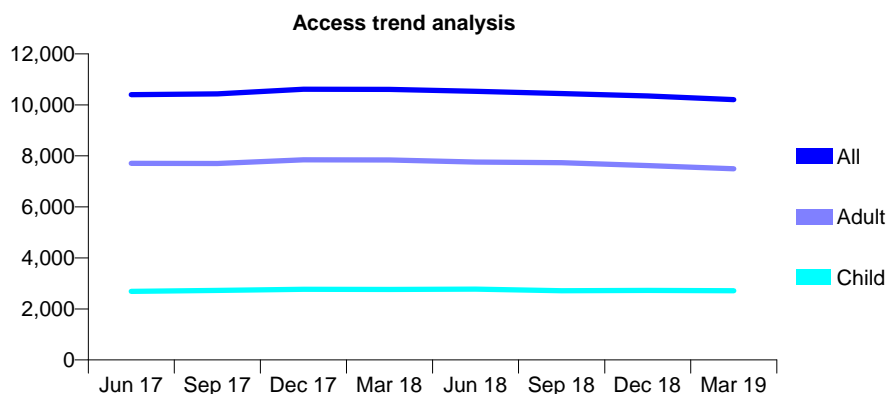
Q55 - Vital Signs At a Glance Contract Report for 101370/0077 - March 2019

Name or company name	Petrie Tucker & Partners Ltd
Contract type name	GDS Contract
Purpose of contract	General
Contract start date	01/04/2006
Contract end date	

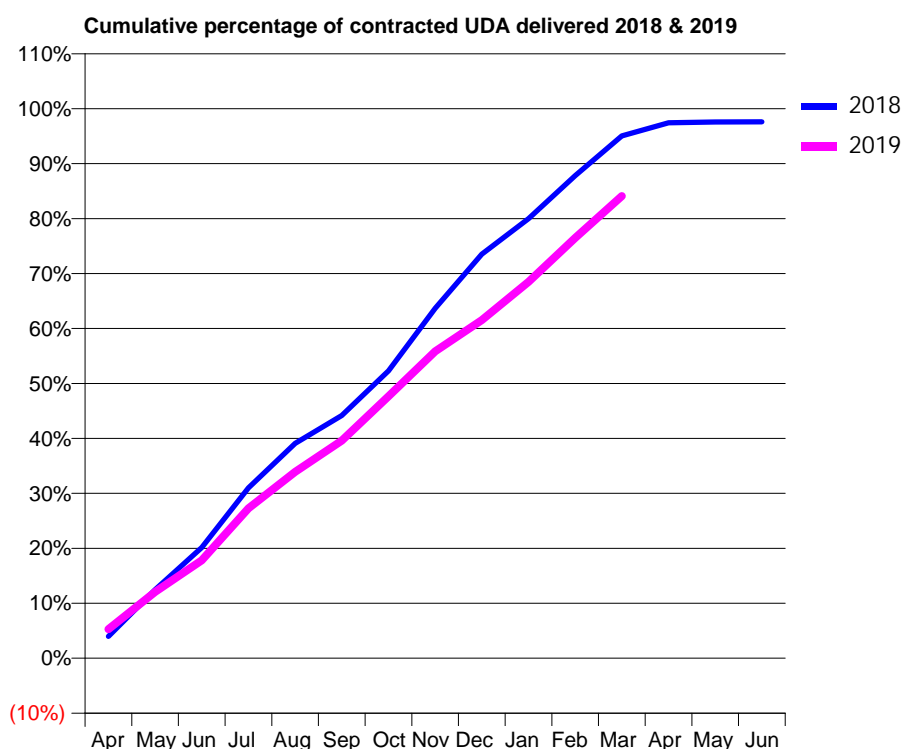
18/19 Contracted general activity (UDA)	29,016
Carry forward general activity (UDA)	0
18/19 Contracted orthodontic activity (UOA)	0
Carry forward orthodontic activity (UOA)	0
Baseline contract value	£804,238.03

ACCESS*

Patients seen in 24 months	Total	Change since previous quarter
Quarter ending March 2018	10,606	
Quarter ending June 2018	10,535	→
Quarter ending September 2018	10,442	→
Quarter ending December 2018	10,351	→
Quarter ending March 2019	10,206	↓
Variance since March 2018	(3.8%)	↓



ACTIVITY



Month	2018	2019
April	1,151	1,535
May	3,625	3,502
June	5,840	5,164
July	8,996	7,916
August	11,347	9,837
September	12,819	11,488
October	15,167	13,831
November	18,472	16,208
December	21,333	17,855
January	23,203	19,870
February	25,479	22,198
March	27,575	24,399
April	28,271	
May	28,313	
June	28,318	

QUALITY

	Quantity	Base Number	Contract	AT	Region	England
% of FP17s for the same patient ID Re-attending within 3 months - Children	119	3,236	3.7%	10.0%	11.5%	11.8%
% of FP17s for the same patient ID Re-attending within 3 months - Adults	630	8,294	7.6%	14.2%	15.2%	15.7%
% of FP17s for the same patient ID Re-attending between 3 & 9 months - Children	1,687	3,236	52.1%	62.1%	60.2%	58.9%
% of FP17s for the same patient ID Re-attending between 3 & 9 months - Adults	4,261	8,294	51.4%	54.9%	51.8%	50.8%
% of FP17s for Band 1 Urgent Courses	545	11,123	4.9%	6.9%	8.1%	9.1%
% of FP17s Relating to Free Repair or Replacements	32	11,123	0.3%	0.8%	0.8%	0.8%
% of FP17s Relating to Continuations	54	11,123	0.5%	1.1%	0.9%	0.9%
% of Patients satisfied with the dentistry they have received	3	3	N/A	91.3%	92.7%	92.5%
% of Patients satisfied with the time they had to wait for an appointment	3	3	N/A	85.3%	87.4%	87.0%

* This is based on patients treated on this contract for their most recent course of treatment.

Figures in italics indicate the base number of FP17s or Patient Questionnaire responses are less than 100. N/A is shown where the base number of responses is less than 10 during the period. % is calculated as Quantity/Base number*100

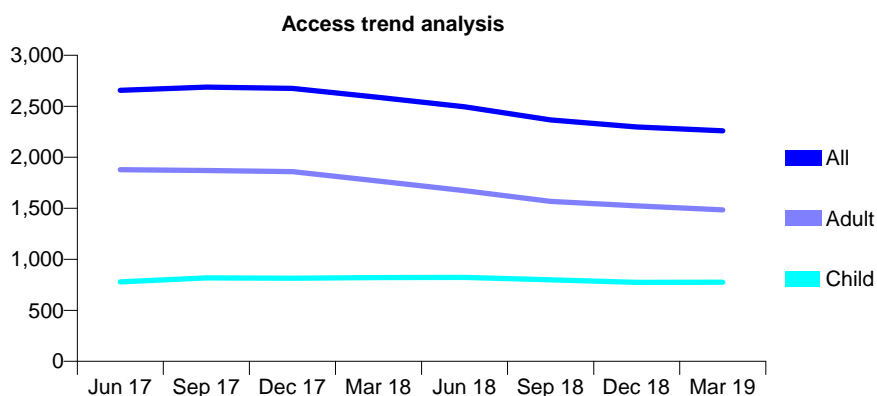
Q55 - Vital Signs At a Glance Contract Report for 101370/0078 - March 2019

Name or company name	Petrie Tucker & Partners Ltd
Contract type name	GDS Contract
Purpose of contract	General
Contract start date	01/04/2006
Contract end date	

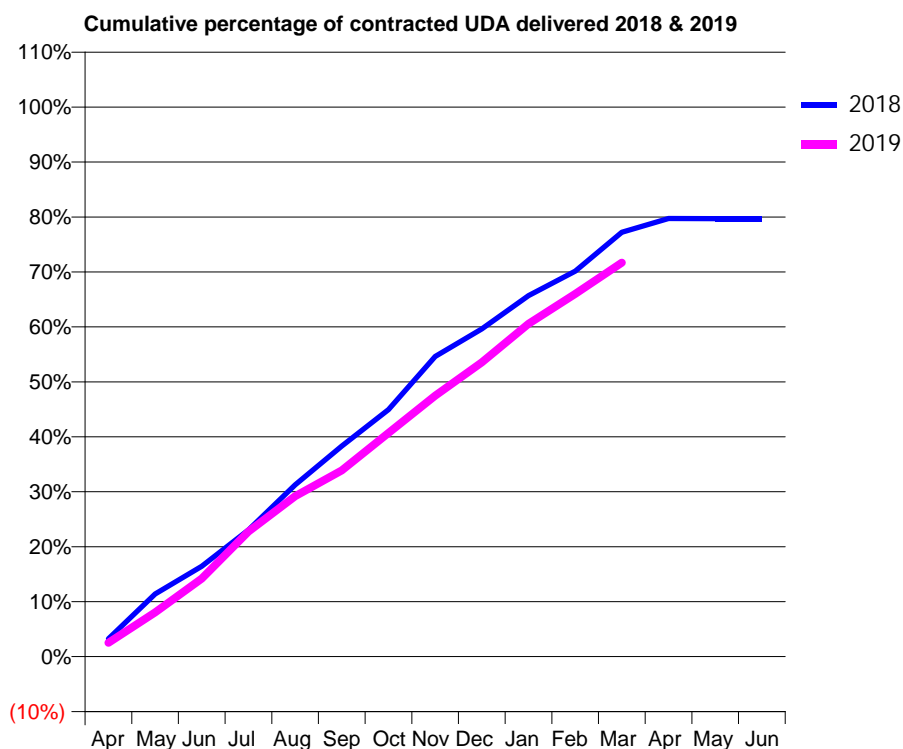
18/19 Contracted general activity (UDA)	8,386
Carry forward general activity (UDA)	0
18/19 Contracted orthodontic activity (UOA)	0
Carry forward orthodontic activity (UOA)	0
Baseline contract value	£331,869.51

ACCESS*

Patients seen in 24 months	Total	Change since previous quarter
Quarter ending March 2018	2,588	
Quarter ending June 2018	2,495	↓
Quarter ending September 2018	2,367	↓
Quarter ending December 2018	2,298	↓
Quarter ending March 2019	2,260	↓
Variance since March 2018	(12.7%)	↓



ACTIVITY



Month	Adjusted Scheduled Activity (UDA)	
	2018	2019
April	272	210
May	956	674
June	1,379	1,192
July	1,932	1,907
August	2,621	2,449
September	3,213	2,841
October	3,771	3,413
November	4,580	3,982
December	5,002	4,491
January	5,509	5,078
February	5,883	5,537
March	6,474	6,013
April	6,686	
May	6,685	
June	6,685	

QUALITY

	Quantity	Base Number	Contract	AT	Region	England
% of FP17s for the same patient ID Re-attending within 3 months - Children	54	832	6.5%	10.0%	11.5%	11.8%
% of FP17s for the same patient ID Re-attending within 3 months - Adults	226	1,528	14.8%	14.2%	15.2%	15.7%
% of FP17s for the same patient ID Re-attending between 3 & 9 months - Children	311	832	37.4%	62.1%	60.2%	58.9%
% of FP17s for the same patient ID Re-attending between 3 & 9 months - Adults	572	1,528	37.4%	54.9%	51.8%	50.8%
% of FP17s for Band 1 Urgent Courses	13	2,295	0.6%	6.9%	8.1%	9.1%
% of FP17s Relating to Free Repair or Replacements	20	2,295	0.9%	0.8%	0.8%	0.8%
% of FP17s Relating to Continuations	101	2,295	4.4%	1.1%	0.9%	0.9%
% of Patients satisfied with the dentistry they have received	0	0	N/A	91.3%	92.7%	92.5%
% of Patients satisfied with the time they had to wait for an appointment	0	0	N/A	85.3%	87.4%	87.0%

* This is based on patients treated on this contract for their most recent course of treatment. Figures in italics indicate the base number of FP17s or Patient Questionnaire responses are less than 100. N/A is shown where the base number of responses is less than 10 during the period. % is calculated as Quantity/Base number*100

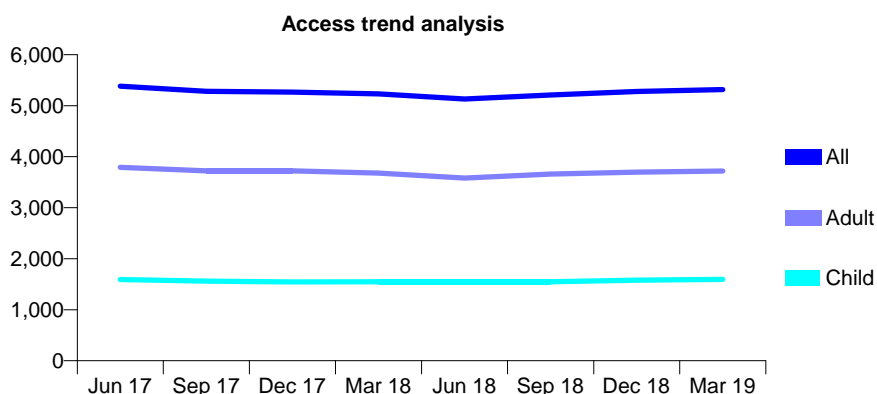
Q55 - Vital Signs At a Glance Contract Report for 101370/0079 - March 2019

Name or company name	Petrie Tucker & Partners Ltd
Contract type name	GDS Contract
Purpose of contract	General
Contract start date	01/04/2006
Contract end date	

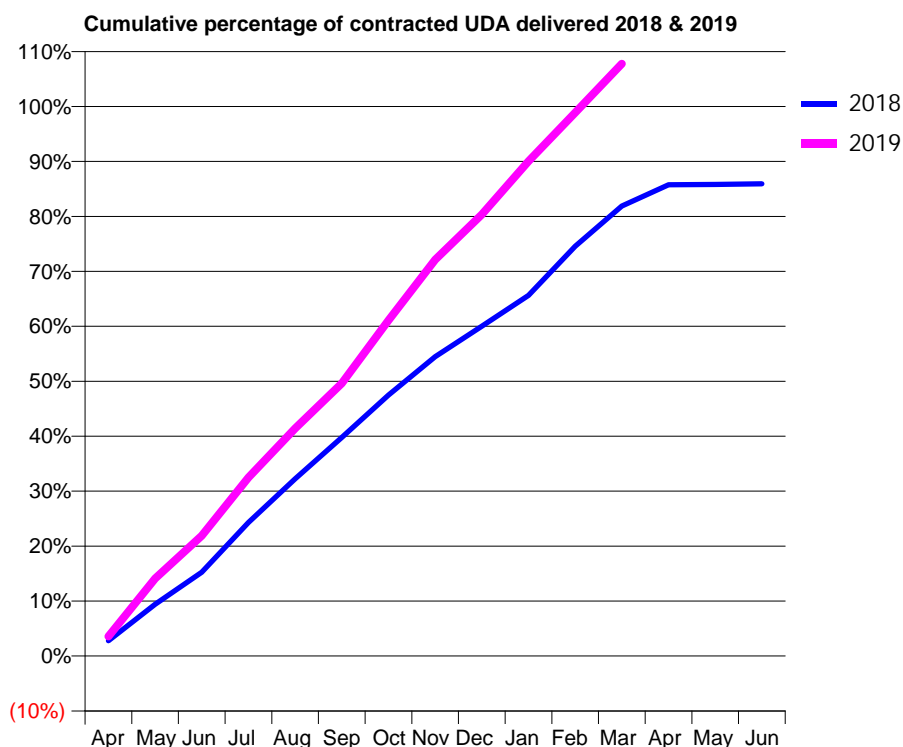
18/19 Contracted general activity (UDA)	14,432
Carry forward general activity (UDA)	0
18/19 Contracted orthodontic activity (UOA)	0
Carry forward orthodontic activity (UOA)	0
Baseline contract value	£399,162.30

ACCESS*

Patients seen in 24 months	Total	Change since previous quarter
Quarter ending March 2018	5,229	
Quarter ending June 2018	5,130	↓
Quarter ending September 2018	5,209	→
Quarter ending December 2018	5,278	→
Quarter ending March 2019	5,317	→
Variance since March 2018	1.7%	→



ACTIVITY



Month	Adjusted Scheduled Activity (UDA)	
	2018	2019
April	402	516
May	1,360	2,035
June	2,203	3,159
July	3,506	4,686
August	4,657	5,979
September	5,739	7,160
October	6,853	8,816
November	7,859	10,407
December	8,659	11,593
January	9,471	12,997
February	10,761	14,270
March	11,819	15,552
April	12,375	
May	12,387	
June	12,399	

QUALITY

	Quantity	Base Number	Contract	AT	Region	England
% of FP17s for the same patient ID Re-attending within 3 months - Children	96	1,989	4.8%	10.0%	11.5%	11.8%
% of FP17s for the same patient ID Re-attending within 3 months - Adults	327	4,105	8.0%	14.2%	15.2%	15.7%
% of FP17s for the same patient ID Re-attending between 3 & 9 months - Children	836	1,989	42.0%	62.1%	60.2%	58.9%
% of FP17s for the same patient ID Re-attending between 3 & 9 months - Adults	1,588	4,105	38.7%	54.9%	51.8%	50.8%
% of FP17s for Band 1 Urgent Courses	264	5,873	4.5%	6.9%	8.1%	9.1%
% of FP17s Relating to Free Repair or Replacements	28	5,873	0.5%	0.8%	0.8%	0.8%
% of FP17s Relating to Continuations	75	5,873	1.3%	1.1%	0.9%	0.9%
% of Patients satisfied with the dentistry they have received	1	1	N/A	91.3%	92.7%	92.5%
% of Patients satisfied with the time they had to wait for an appointment	0	1	N/A	85.3%	87.4%	87.0%

* This is based on patients treated on this contract for their most recent course of treatment. Figures in italics indicate the base number of FP17s or Patient Questionnaire responses are less than 100. N/A is shown where the base number of responses is less than 10 during the period. % is calculated as Quantity/Base number*100

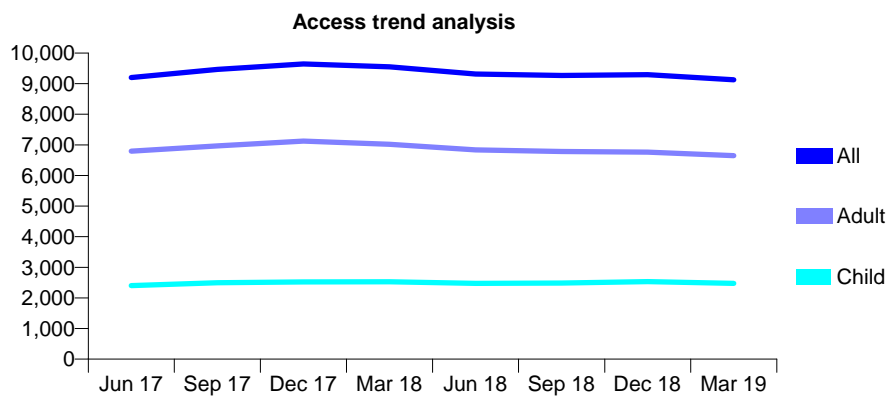
Q55 - Vital Signs At a Glance Contract Report for 101370/0080 - March 2019

Name or company name	Petrie Tucker & Partners Ltd
Contract type name	GDS Contract
Purpose of contract	General
Contract start date	01/04/2006
Contract end date	

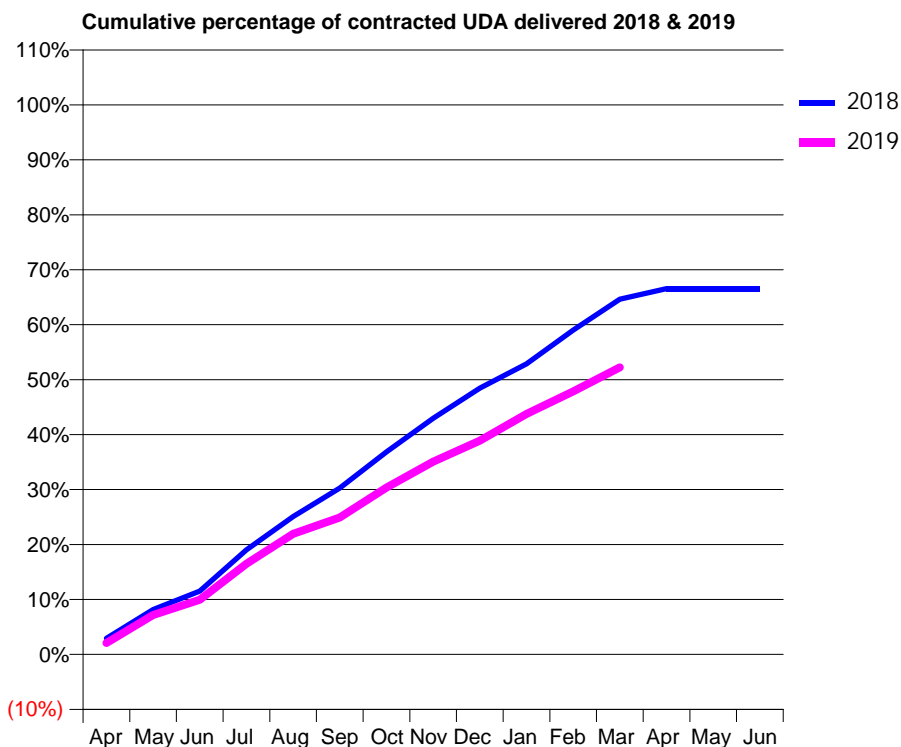
18/19 Contracted general activity (UDA)	52,053
Carry forward general activity (UDA)	0
18/19 Contracted orthodontic activity (UOA)	0
Carry forward orthodontic activity (UOA)	0
Baseline contract value	£1,349,390.67

ACCESS*

Patients seen in 24 months	Total	Change since previous quarter
Quarter ending March 2018	9,547	
Quarter ending June 2018	9,314	↓
Quarter ending September 2018	9,270	→
Quarter ending December 2018	9,298	→
Quarter ending March 2019	9,125	↓
Variance since March 2018	(4.4%)	↓



ACTIVITY



Month	Adjusted Scheduled Activity (UDA)	
	2018	2019
April	1,526	1,087
May	4,255	3,728
June	5,993	5,191
July	9,908	8,599
August	13,058	11,425
September	15,760	12,964
October	19,183	15,804
November	22,360	18,260
December	25,215	20,238
January	27,521	22,783
February	30,731	24,920
March	33,646	27,184
April	34,639	
May	34,643	
June	34,642	

QUALITY

	Quantity	Base Number	Contract	AT	Region	England
% of FP17s for the same patient ID Re-attending within 3 months - Children	236	2,530	9.3%	10.0%	11.5%	11.8%
% of FP17s for the same patient ID Re-attending within 3 months - Adults	1,262	6,723	18.8%	14.2%	15.2%	15.7%
% of FP17s for the same patient ID Re-attending between 3 & 9 months - Children	918	2,530	36.3%	62.1%	60.2%	58.9%
% of FP17s for the same patient ID Re-attending between 3 & 9 months - Adults	2,322	6,723	34.5%	54.9%	51.8%	50.8%
% of FP17s for Band 1 Urgent Courses	1,162	8,883	13.1%	6.9%	8.1%	9.1%
% of FP17s Relating to Free Repair or Replacements	30	8,883	0.3%	0.8%	0.8%	0.8%
% of FP17s Relating to Continuations	206	8,883	2.3%	1.1%	0.9%	0.9%
% of Patients satisfied with the dentistry they have received	3	3	N/A	91.3%	92.7%	92.5%
% of Patients satisfied with the time they had to wait for an appointment	2	3	N/A	85.3%	87.4%	87.0%

* This is based on patients treated on this contract for their most recent course of treatment. Figures in italics indicate the base number of FP17s or Patient Questionnaire responses are less than 100. N/A is shown where the base number of responses is less than 10 during the period. % is calculated as Quantity/Base number*100

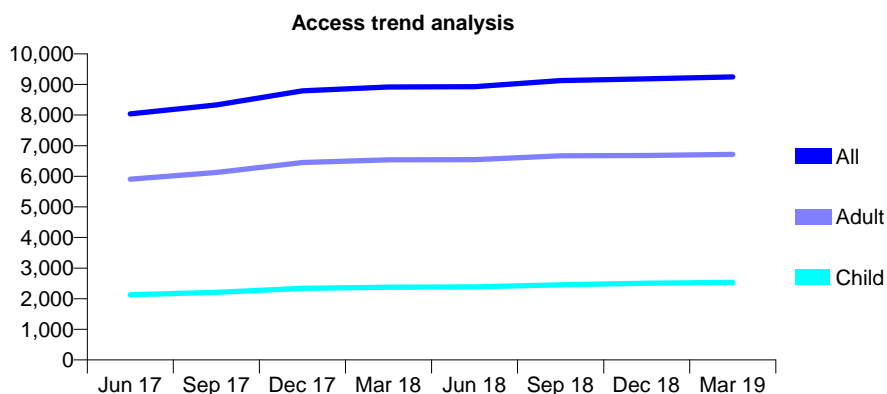
Q55 - Vital Signs At a Glance Contract Report for 101370/0091 - March 2019

Name or company name	Petrie Tucker & Partners Ltd
Contract type name	GDS Contract
Purpose of contract	General
Contract start date	01/04/2007
Contract end date	

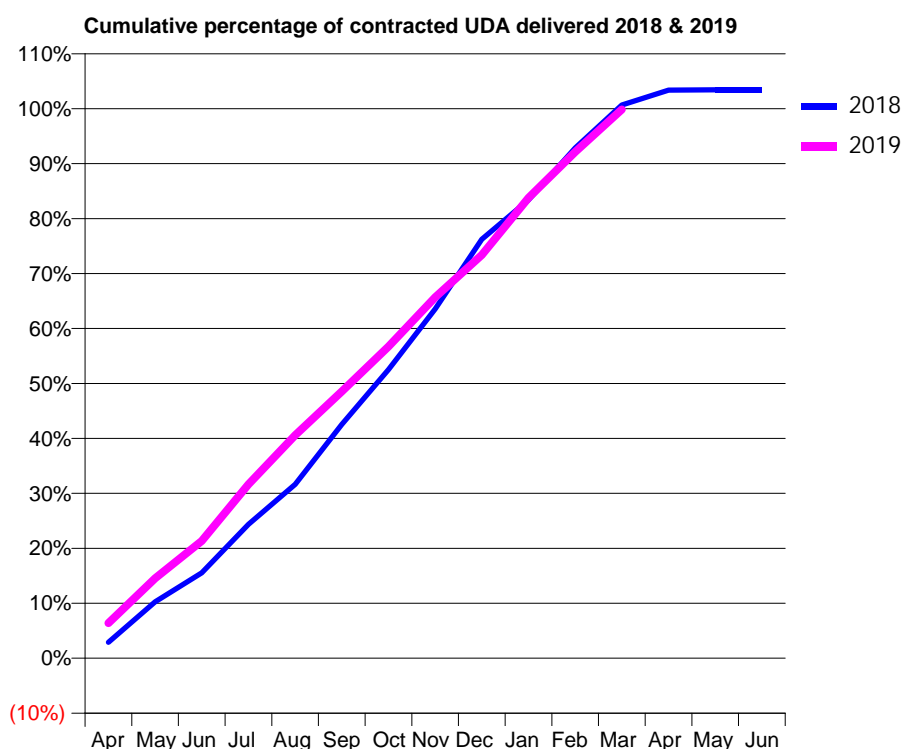
18/19 Contracted general activity (UDA)	27,705
Carry forward general activity (UDA)	-554
18/19 Contracted orthodontic activity (UOA)	0
Carry forward orthodontic activity (UOA)	0
Baseline contract value	£810,290.01

ACCESS*

Patients seen in 24 months	Total	Change since previous quarter
Quarter ending March 2018	8,916	
Quarter ending June 2018	8,927	→
Quarter ending September 2018	9,127	↑
Quarter ending December 2018	9,185	→
Quarter ending March 2019	9,250	→
Variance since March 2018	3.7%	↑



ACTIVITY



Adjusted Scheduled Activity (UDA)		
Month	2018	2019
April	800	1,775
May	2,848	4,029
June	4,308	5,914
July	6,749	8,771
August	8,764	11,247
September	11,780	13,444
October	14,550	15,716
November	17,611	18,197
December	21,119	20,325
January	23,102	23,214
February	25,728	25,527
March	27,892	27,665
April	28,640	
May	28,654	
June	28,654	

QUALITY

	Quantity	Base Number	Contract	AT	Region	England
% of FP17s for the same patient ID Re-attending within 3 months - Children	171	3,229	5.3%	10.0%	11.5%	11.8%
% of FP17s for the same patient ID Re-attending within 3 months - Adults	780	8,324	9.4%	14.2%	15.2%	15.7%
% of FP17s for the same patient ID Re-attending between 3 & 9 months - Children	1,637	3,229	50.7%	62.1%	60.2%	58.9%
% of FP17s for the same patient ID Re-attending between 3 & 9 months - Adults	4,164	8,324	50.0%	54.9%	51.8%	50.8%
% of FP17s for Band 1 Urgent Courses	503	11,264	4.5%	6.9%	8.1%	9.1%
% of FP17s Relating to Free Repair or Replacements	43	11,264	0.4%	0.8%	0.8%	0.8%
% of FP17s Relating to Continuations	122	11,264	1.1%	1.1%	0.9%	0.9%
% of Patients satisfied with the dentistry they have received	3	3	N/A	91.3%	92.7%	92.5%
% of Patients satisfied with the time they had to wait for an appointment	3	3	N/A	85.3%	87.4%	87.0%

* This is based on patients treated on this contract for their most recent course of treatment. Figures in italics indicate the base number of FP17s or Patient Questionnaire responses are less than 100. N/A is shown where the base number of responses is less than 10 during the period. % is calculated as Quantity/Base number*100

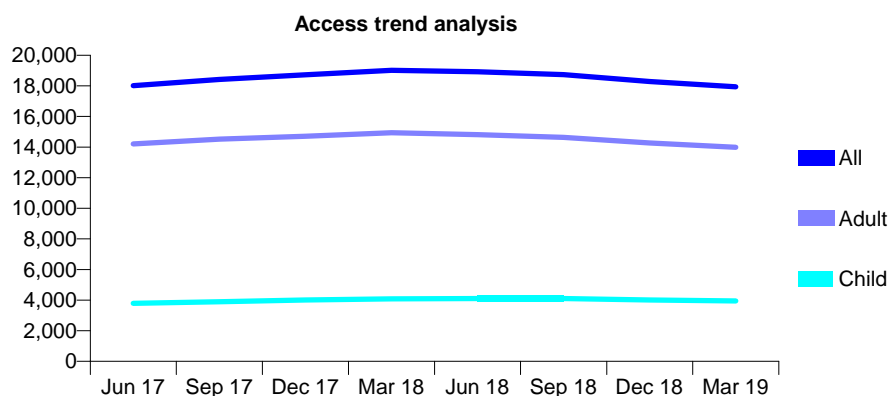
Q55 - Vital Signs At a Glance Contract Report for 101435/0064 - March 2019

Name or company name	IDH Limited
Contract type name	GDS Contract
Purpose of contract	General and Orthodontic
Contract start date	21/07/2007
Contract end date	

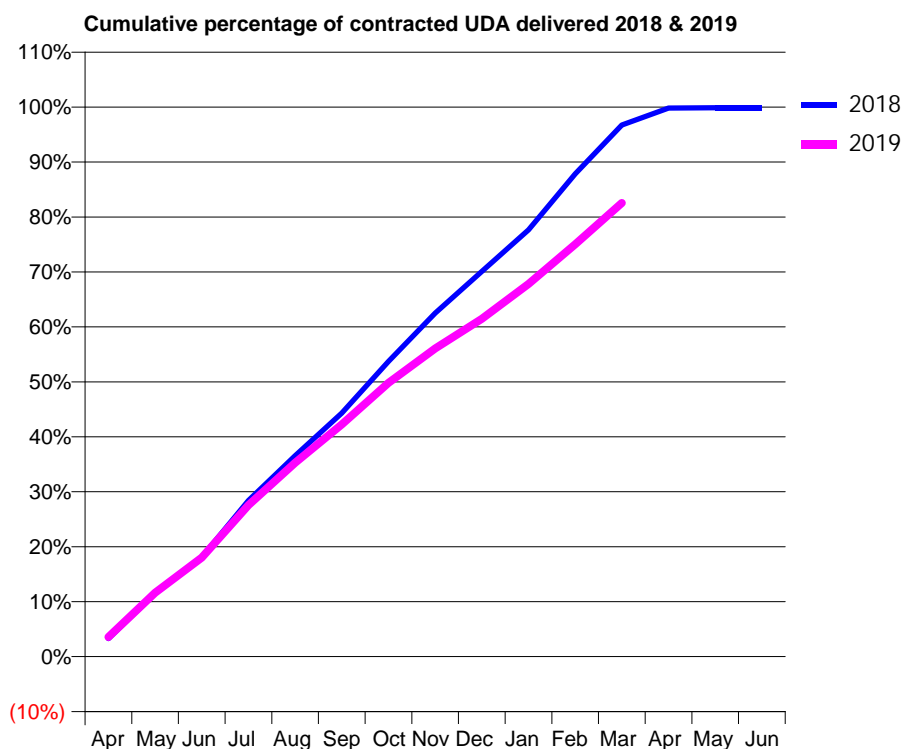
18/19 Contracted general activity (UDA)	49,253
Carry forward general activity (UDA)	0
18/19 Contracted orthodontic activity (UOA)	1,392
Carry forward orthodontic activity (UOA)	0
Baseline contract value	£1,129,846.92

ACCESS*

Patients seen in 24 months	Total	Change since previous quarter
Quarter ending March 2018	19,022	
Quarter ending June 2018	18,920	→
Quarter ending September 2018	18,732	→
Quarter ending December 2018	18,286	↓
Quarter ending March 2019	17,940	↓
Variance since March 2018	(5.7%)	↓



ACTIVITY



Month	Adjusted Scheduled Activity (UDA)	
	2018	2019
April	1,616	1,758
May	5,696	5,730
June	8,908	8,875
July	13,988	13,570
August	18,010	17,387
September	21,818	20,799
October	26,462	24,534
November	30,786	27,619
December	34,506	30,270
January	38,258	33,398
February	43,267	36,965
March	47,645	40,659
April	49,171	
May	49,193	
June	49,192	

QUALITY

	Quantity	Base Number	Contract	AT	Region	England
% of FP17s for the same patient ID Re-attending within 3 months - Children	330	5,762	5.7%	10.0%	11.5%	11.8%
% of FP17s for the same patient ID Re-attending within 3 months - Adults	2,076	17,818	11.7%	14.2%	15.2%	15.7%
% of FP17s for the same patient ID Re-attending between 3 & 9 months - Children	3,818	5,762	66.3%	62.1%	60.2%	58.9%
% of FP17s for the same patient ID Re-attending between 3 & 9 months - Adults	8,973	17,818	50.4%	54.9%	51.8%	50.8%
% of FP17s for Band 1 Urgent Courses	1,410	22,822	6.2%	6.9%	8.1%	9.1%
% of FP17s Relating to Free Repair or Replacements	232	22,822	1.0%	0.8%	0.8%	0.8%
% of FP17s Relating to Continuations	349	22,822	1.5%	1.1%	0.9%	0.9%
% of Patients satisfied with the dentistry they have received	6	7	N/A	91.3%	92.7%	92.5%
% of Patients satisfied with the time they had to wait for an appointment	6	7	N/A	85.3%	87.4%	87.0%

* This is based on patients treated on this contract for their most recent course of treatment. Figures in italics indicate the base number of FP17s or Patient Questionnaire responses are less than 100. N/A is shown where the base number of responses is less than 10 during the period. % is calculated as Quantity/Base number*100

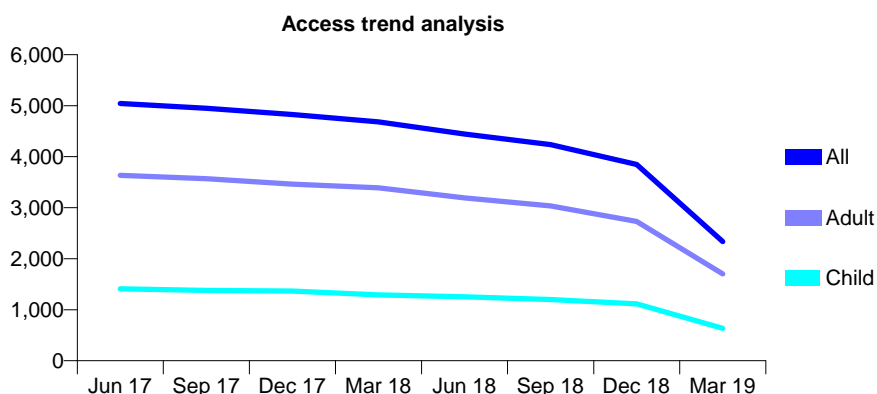
Q55 - Vital Signs At a Glance Contract Report for 101656/0004 - March 2019

Name or company name	Arnold Dental Care Partnership
Contract type name	GDS Contract
Purpose of contract	General
Contract start date	01/01/2015
Contract end date	01/11/2018

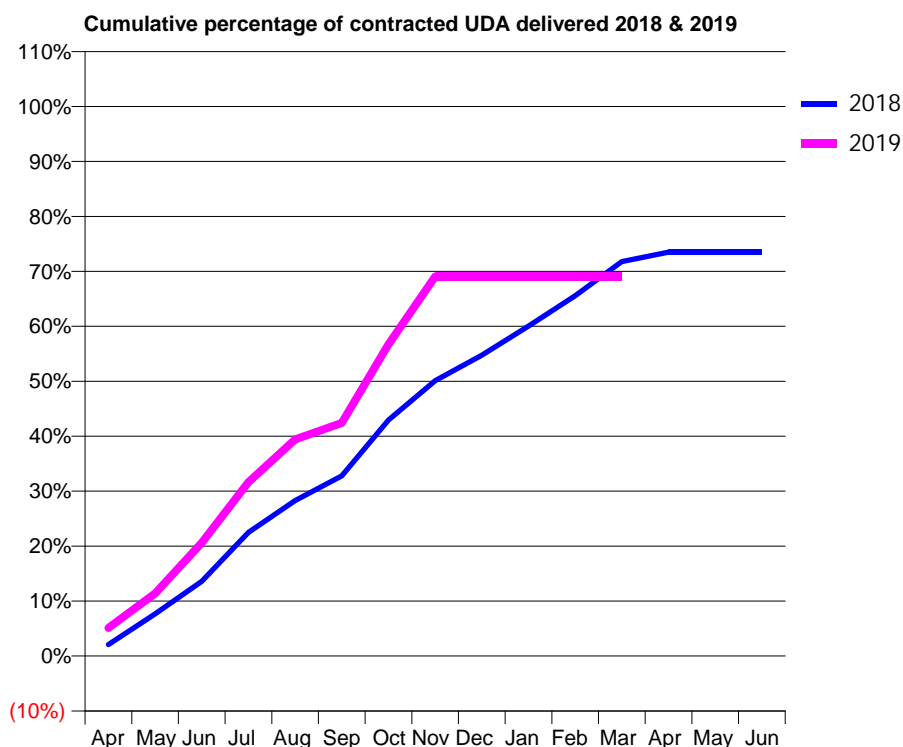
18/19 Contracted general activity (UDA)	8,683
Carry forward general activity (UDA)	0
18/19 Contracted orthodontic activity (UOA)	0
Carry forward orthodontic activity (UOA)	0
Baseline contract value	£246,040.58

ACCESS*

Patients seen in 24 months	Total	Change since previous quarter
Quarter ending March 2018	4,680	
Quarter ending June 2018	4,444	↓
Quarter ending September 2018	4,236	↓
Quarter ending December 2018	3,847	↓
Quarter ending March 2019	2,336	↓
Variance since March 2018	(50.1%)	↓



ACTIVITY



Month	Adjusted Scheduled Activity (UDA)	
	2018	2019
April	310	443
May	1,136	989
June	2,012	1,789
July	3,333	2,748
August	4,190	3,424
September	4,855	3,684
October	6,360	4,925
November	7,421	5,997
December	8,109	5,997
January	8,891	5,997
February	9,712	5,997
March	10,630	5,997
April	10,889	
May	10,889	
June	10,889	

QUALITY

	Quantity	Base Number	Contract	AT	Region	England
% of FP17s for the same patient ID Re-attending within 3 months - Children	64	1,126	5.7%	10.0%	11.5%	11.8%
% of FP17s for the same patient ID Re-attending within 3 months - Adults	307	2,785	11.0%	14.2%	15.2%	15.7%
% of FP17s for the same patient ID Re-attending between 3 & 9 months - Children	673	1,126	59.8%	62.1%	60.2%	58.9%
% of FP17s for the same patient ID Re-attending between 3 & 9 months - Adults	1,634	2,785	58.7%	54.9%	51.8%	50.8%
% of FP17s for Band 1 Urgent Courses	351	3,750	9.4%	6.9%	8.1%	9.1%
% of FP17s Relating to Free Repair or Replacements	29	3,750	0.8%	0.8%	0.8%	0.8%
% of FP17s Relating to Continuations	23	3,750	0.6%	1.1%	0.9%	0.9%
% of Patients satisfied with the dentistry they have received	1	1	N/A	91.3%	92.7%	92.5%
% of Patients satisfied with the time they had to wait for an appointment	1	1	N/A	85.3%	87.4%	87.0%

* This is based on patients treated on this contract for their most recent course of treatment. Figures in italics indicate the base number of FP17s or Patient Questionnaire responses are less than 100. N/A is shown where the base number of responses is less than 10 during the period. % is calculated as Quantity/Base number*100

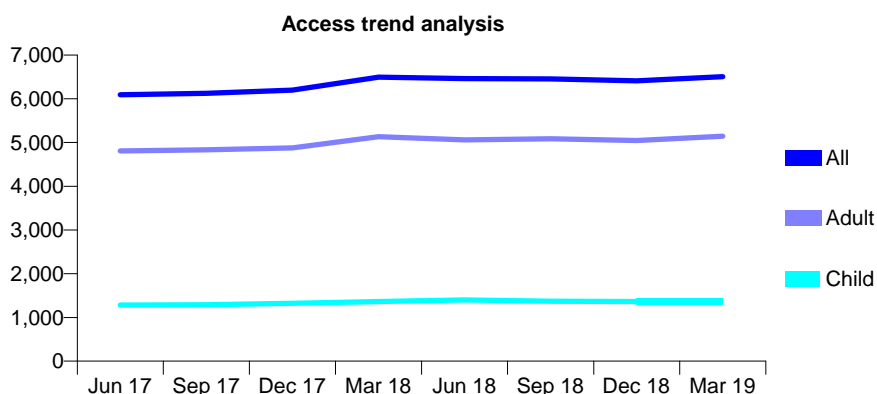
Q55 - Vital Signs At a Glance Contract Report for 103667/0001 - March 2019

Name or company name	White House Dental Care Limited
Contract type name	GDS Contract
Purpose of contract	General
Contract start date	01/05/2010
Contract end date	

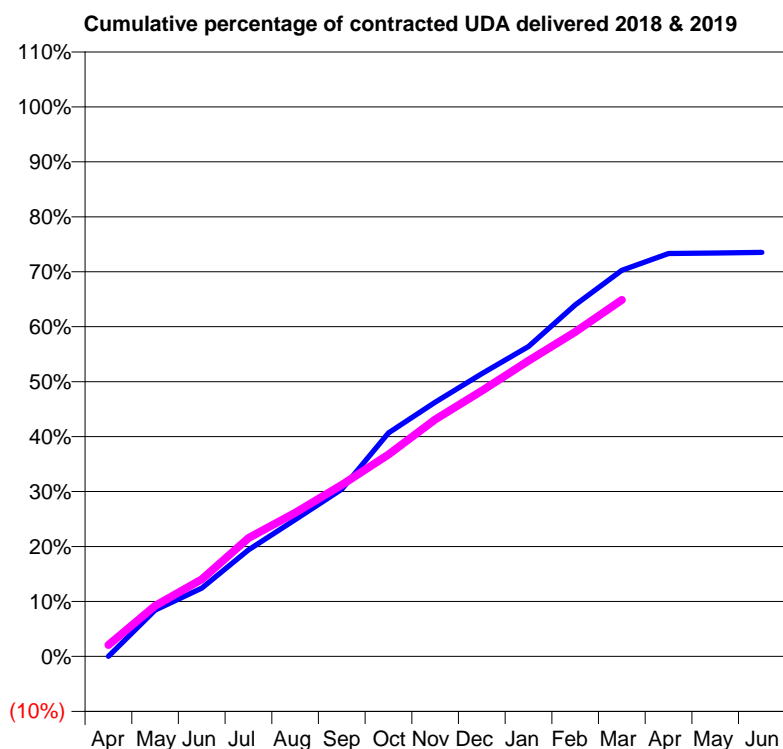
18/19 Contracted general activity (UDA)	29,000
Carry forward general activity (UDA)	0
18/19 Contracted orthodontic activity (UOA)	0
Carry forward orthodontic activity (UOA)	0
Baseline contract value	£698,345.41

ACCESS*

Patients seen in 24 months	Total	Change since previous quarter
Quarter ending March 2018	6,496	
Quarter ending June 2018	6,461	→
Quarter ending September 2018	6,457	→
Quarter ending December 2018	6,410	→
Quarter ending March 2019	6,508	→
Variance since March 2018	0.2%	→



ACTIVITY



Month	2018	2019
April	0	606
May	2,447	2,670
June	3,605	4,067
July	5,618	6,247
August	7,217	7,583
September	8,824	9,056
October	11,794	10,660
November	13,418	12,502
December	14,920	14,013
January	16,359	15,602
February	18,552	17,125
March	20,378	18,817
April	21,261	
May	21,284	
June	21,321	

QUALITY

	Quantity	Base Number	Contract	AT	Region	England
% of FP17s for the same patient ID Re-attending within 3 months - Children	118	1,669	7.1%	10.0%	11.5%	11.8%
% of FP17s for the same patient ID Re-attending within 3 months - Adults	456	6,242	7.3%	14.2%	15.2%	15.7%
% of FP17s for the same patient ID Re-attending between 3 & 9 months - Children	917	1,669	54.9%	62.1%	60.2%	58.9%
% of FP17s for the same patient ID Re-attending between 3 & 9 months - Adults	3,652	6,242	58.5%	54.9%	51.8%	50.8%
% of FP17s for Band 1 Urgent Courses	216	7,574	2.9%	6.9%	8.1%	9.1%
% of FP17s Relating to Free Repair or Replacements	57	7,574	0.8%	0.8%	0.8%	0.8%
% of FP17s Relating to Continuations	61	7,574	0.8%	1.1%	0.9%	0.9%
% of Patients satisfied with the dentistry they have received	2	2	N/A	91.3%	92.7%	92.5%
% of Patients satisfied with the time they had to wait for an appointment	2	2	N/A	85.3%	87.4%	87.0%

* This is based on patients treated on this contract for their most recent course of treatment. Figures in italics indicate the base number of FP17s or Patient Questionnaire responses are less than 100. N/A is shown where the base number of responses is less than 10 during the period. % is calculated as Quantity/Base number*100

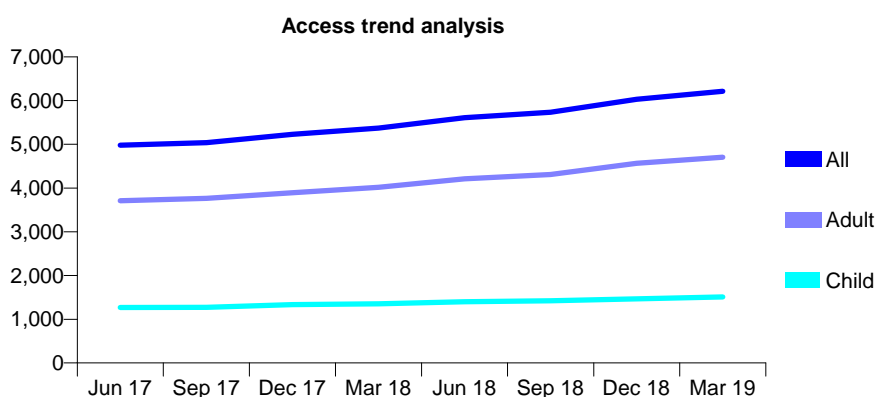
Q55 - Vital Signs At a Glance Contract Report for 104167/0001 - March 2019

Name or company name	TSA Care Limited
Contract type name	GDS Contract
Purpose of contract	General
Contract start date	01/08/2010
Contract end date	

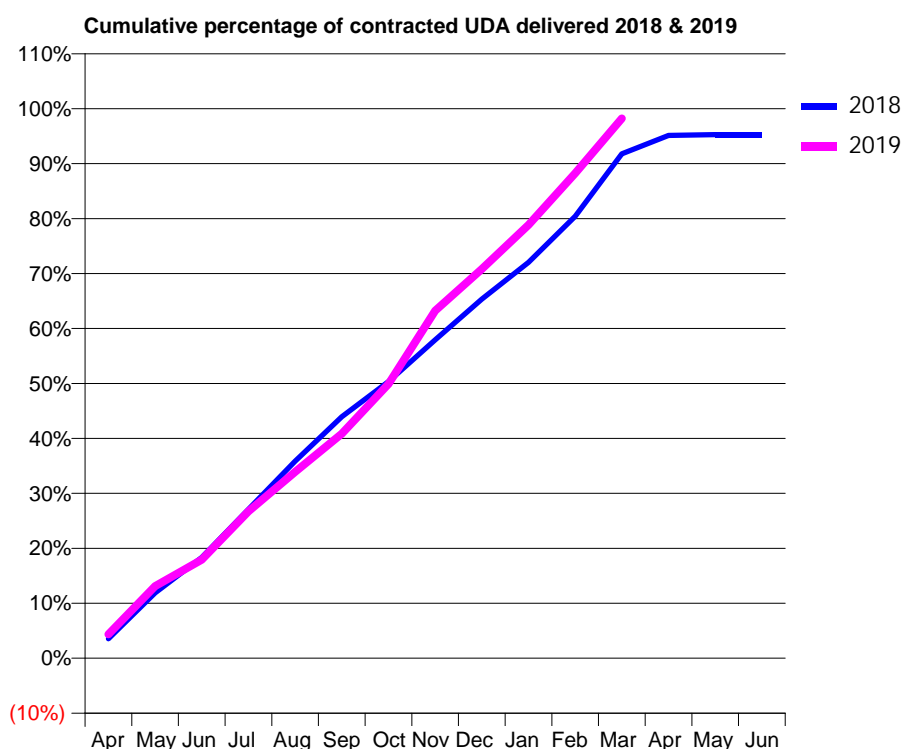
18/19 Contracted general activity (UDA)	15,453
Carry forward general activity (UDA)	0
18/19 Contracted orthodontic activity (UOA)	0
Carry forward orthodontic activity (UOA)	0
Baseline contract value	£406,388.85

ACCESS*

Patients seen in 24 months	Total	Change since previous quarter
Quarter ending March 2018	5,372	
Quarter ending June 2018	5,611	↑
Quarter ending September 2018	5,734	↑
Quarter ending December 2018	6,030	↑
Quarter ending March 2019	6,214	↑
Variance since March 2018	15.7%	↑



ACTIVITY



Month	2018	2019
April	547	674
May	1,839	2,025
June	2,834	2,769
July	4,188	4,131
August	5,544	5,241
September	6,788	6,313
October	7,780	7,713
November	8,952	9,769
December	10,097	10,941
January	11,132	12,185
February	12,429	13,636
March	14,184	15,179
April	14,699	
May	14,725	
June	14,725	

QUALITY

	Quantity	Base Number	Contract	AT	Region	England
% of FP17s for the same patient ID Re-attending within 3 months - Children	130	2,461	5.3%	10.0%	11.5%	11.8%
% of FP17s for the same patient ID Re-attending within 3 months - Adults	659	7,328	9.0%	14.2%	15.2%	15.7%
% of FP17s for the same patient ID Re-attending between 3 & 9 months - Children	1,722	2,461	70.0%	62.1%	60.2%	58.9%
% of FP17s for the same patient ID Re-attending between 3 & 9 months - Adults	4,849	7,328	66.2%	54.9%	51.8%	50.8%
% of FP17s for Band 1 Urgent Courses	251	8,944	2.8%	6.9%	8.1%	9.1%
% of FP17s Relating to Free Repair or Replacements	72	8,944	0.8%	0.8%	0.8%	0.8%
% of FP17s Relating to Continuations	74	8,944	0.8%	1.1%	0.9%	0.9%
% of Patients satisfied with the dentistry they have received	2	2	N/A	91.3%	92.7%	92.5%
% of Patients satisfied with the time they had to wait for an appointment	2	2	N/A	85.3%	87.4%	87.0%

* This is based on patients treated on this contract for their most recent course of treatment.

Figures in italics indicate the base number of FP17s or Patient Questionnaire responses are less than 100. N/A is shown where the base number of responses is less than 10 during the period. % is calculated as Quantity/Base number*100

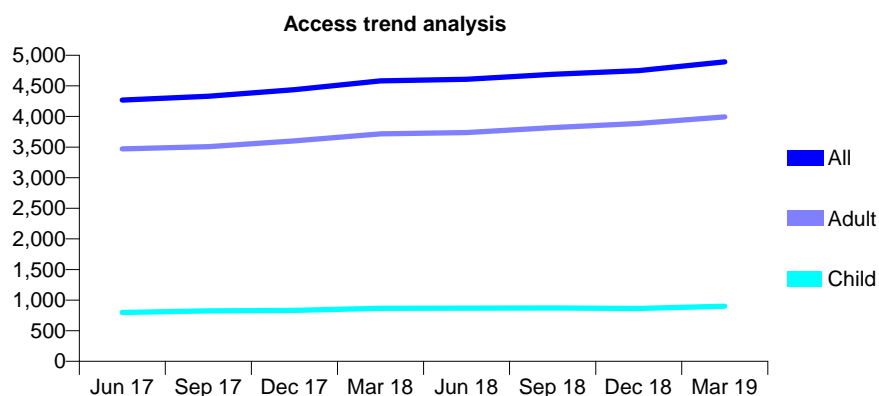
Q55 - Vital Signs At a Glance Contract Report for 104426/0001 - March 2019

Name or company name	Parklands Dental Care
Contract type name	GDS Contract
Purpose of contract	General
Contract start date	01/04/2006
Contract end date	

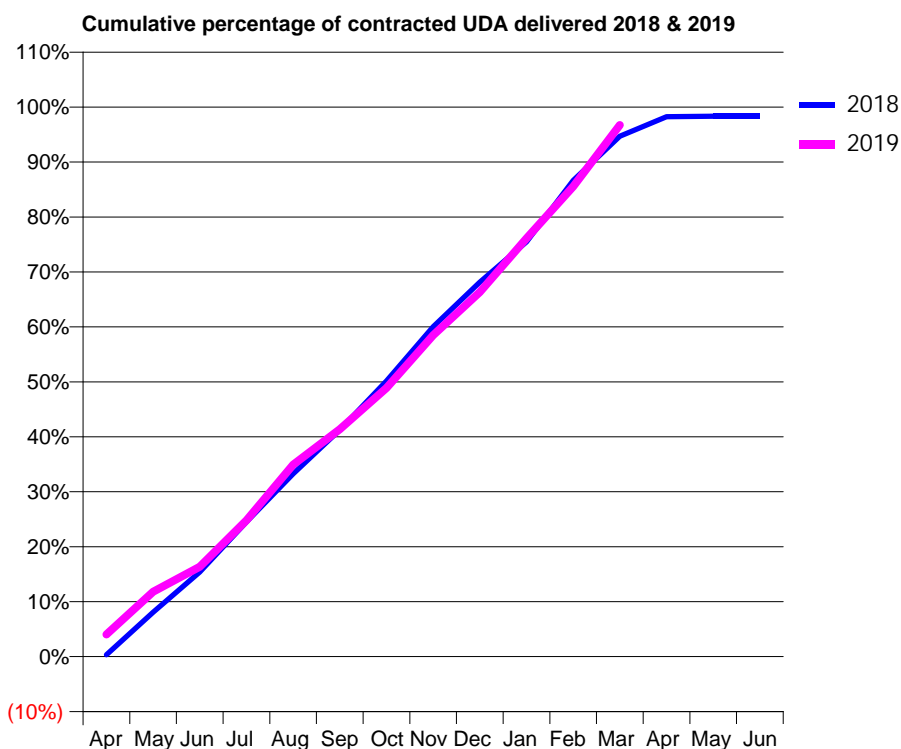
18/19 Contracted general activity (UDA)	13,579
Carry forward general activity (UDA)	0
18/19 Contracted orthodontic activity (UOA)	0
Carry forward orthodontic activity (UOA)	0
Baseline contract value	£330,971.03

ACCESS*

Patients seen in 24 months	Total	Change since previous quarter
Quarter ending March 2018	4,581	
Quarter ending June 2018	4,606	→
Quarter ending September 2018	4,690	→
Quarter ending December 2018	4,748	→
Quarter ending March 2019	4,893	↑
Variance since March 2018	6.8%	↑



ACTIVITY



Month	Adjusted Scheduled Activity (UDA)	
	2018	2019
April	47	547
May	1,058	1,602
June	2,014	2,220
July	3,204	3,369
August	4,351	4,742
September	5,395	5,615
October	6,561	6,640
November	7,855	7,944
December	8,910	9,009
January	9,873	10,337
February	11,333	11,619
March	12,383	13,137
April	12,850	
May	12,860	
June	12,861	

QUALITY

	Quantity	Base Number	Contract	AT	Region	England
% of FP17s for the same patient ID Re-attending within 3 months - Children	132	1,408	9.4%	10.0%	11.5%	11.8%
% of FP17s for the same patient ID Re-attending within 3 months - Adults	967	5,906	16.4%	14.2%	15.2%	15.7%
% of FP17s for the same patient ID Re-attending between 3 & 9 months - Children	837	1,408	59.4%	62.1%	60.2%	58.9%
% of FP17s for the same patient ID Re-attending between 3 & 9 months - Adults	3,054	5,906	51.7%	54.9%	51.8%	50.8%
% of FP17s for Band 1 Urgent Courses	838	7,092	11.8%	6.9%	8.1%	9.1%
% of FP17s Relating to Free Repair or Replacements	55	7,092	0.8%	0.8%	0.8%	0.8%
% of FP17s Relating to Continuations	27	7,092	0.4%	1.1%	0.9%	0.9%
% of Patients satisfied with the dentistry they have received	1	1	N/A	91.3%	92.7%	92.5%
% of Patients satisfied with the time they had to wait for an appointment	1	1	N/A	85.3%	87.4%	87.0%

* This is based on patients treated on this contract for their most recent course of treatment. Figures in italics indicate the base number of FP17s or Patient Questionnaire responses are less than 100. N/A is shown where the base number of responses is less than 10 during the period. % is calculated as Quantity/Base number*100

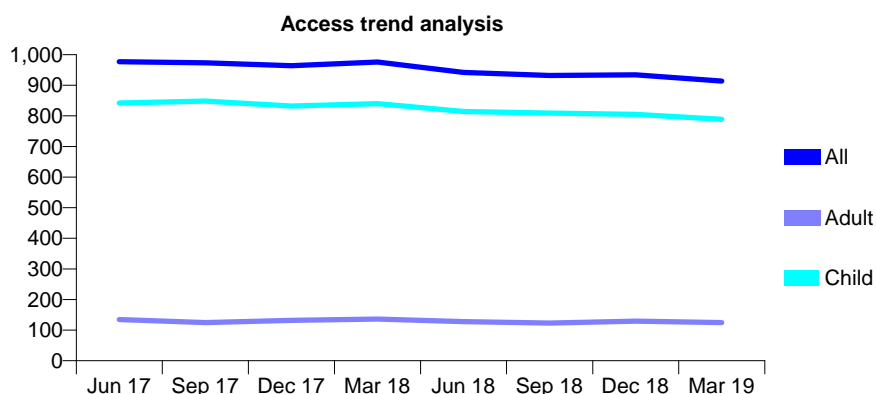
Q55 - Vital Signs At a Glance Contract Report for 104736/0001 - March 2019

Name or company name	Compton Acres Dental Practice LTD
Contract type name	GDS Contract
Purpose of contract	General
Contract start date	01/07/2009
Contract end date	

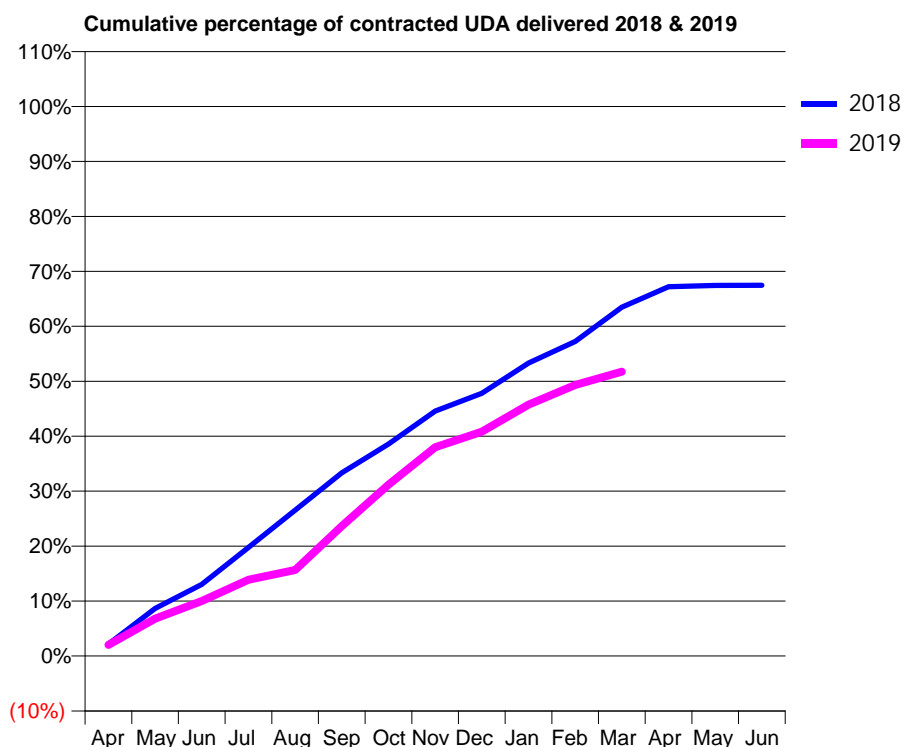
18/19 Contracted general activity (UDA)	2,182
Carry forward general activity (UDA)	0
18/19 Contracted orthodontic activity (UOA)	0
Carry forward orthodontic activity (UOA)	0
Baseline contract value	£53,289.33

ACCESS*

Patients seen in 24 months	Total	Change since previous quarter
Quarter ending March 2018	976	
Quarter ending June 2018	942	↓
Quarter ending September 2018	932	↓
Quarter ending December 2018	934	→
Quarter ending March 2019	914	↓
Variance since March 2018	(6.4%)	↓



ACTIVITY



Month	Adjusted Scheduled Activity (UDA)	
	2018	2019
April	47	44
May	189	148
June	284	218
July	431	303
August	580	342
September	727	515
October	842	680
November	973	829
December	1,043	890
January	1,163	998
February	1,249	1,076
March	1,385	1,129
April	1,466	
May	1,471	
June	1,472	

QUALITY

	Quantity	Base Number	Contract	AT	Region	England
% of FP17s for the same patient ID Re-attending within 3 months - Children	47	914	5.1%	10.0%	11.5%	11.8%
% of FP17s for the same patient ID Re-attending within 3 months - Adults	1	53	1.9%	14.2%	15.2%	15.7%
% of FP17s for the same patient ID Re-attending between 3 & 9 months - Children	432	914	47.3%	62.1%	60.2%	58.9%
% of FP17s for the same patient ID Re-attending between 3 & 9 months - Adults	27	53	50.9%	54.9%	51.8%	50.8%
% of FP17s for Band 1 Urgent Courses	28	891	3.1%	6.9%	8.1%	9.1%
% of FP17s Relating to Free Repair or Replacements	0	891	0.0%	0.8%	0.8%	0.8%
% of FP17s Relating to Continuations	0	891	0.0%	1.1%	0.9%	0.9%
% of Patients satisfied with the dentistry they have received	1	1	N/A	91.3%	92.7%	92.5%
% of Patients satisfied with the time they had to wait for an appointment	1	1	N/A	85.3%	87.4%	87.0%

* This is based on patients treated on this contract for their most recent course of treatment. Figures in italics indicate the base number of FP17s or Patient Questionnaire responses are less than 100. N/A is shown where the base number of responses is less than 10 during the period. % is calculated as Quantity/Base number*100

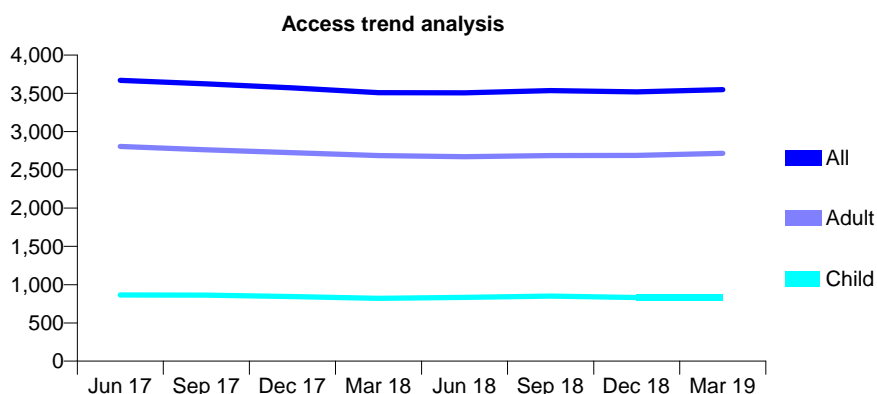
Q55 - Vital Signs At a Glance Contract Report for 105740/0001 - March 2019

Name or company name	Mr JE Rowson & Mr I McVicar
Contract type name	GDS Contract
Purpose of contract	General
Contract start date	01/04/2006
Contract end date	

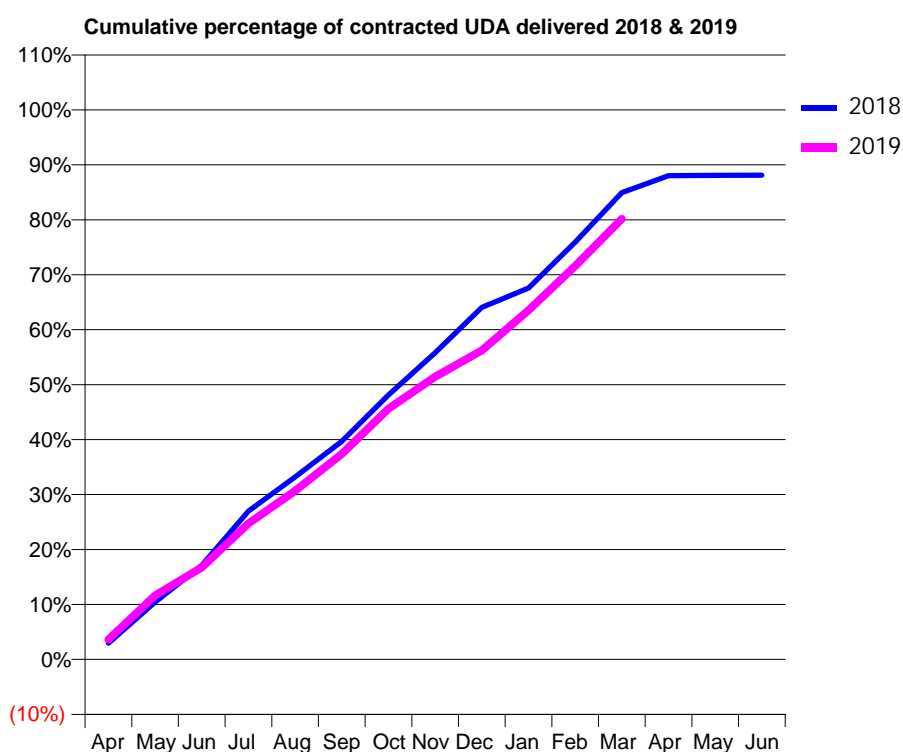
18/19 Contracted general activity (UDA)	12,629
Carry forward general activity (UDA)	0
18/19 Contracted orthodontic activity (UOA)	0
Carry forward orthodontic activity (UOA)	0
Baseline contract value	£301,899.07

ACCESS*

Patients seen in 24 months	Total	Change since previous quarter
Quarter ending March 2018	3,509	
Quarter ending June 2018	3,506	→
Quarter ending September 2018	3,536	→
Quarter ending December 2018	3,519	→
Quarter ending March 2019	3,548	→
Variance since March 2018	1.1%	→



ACTIVITY



Month	2018	2019
April	342	459
May	1,201	1,469
June	1,969	2,114
July	3,101	3,124
August	3,818	3,874
September	4,564	4,722
October	5,534	5,762
November	6,419	6,500
December	7,365	7,100
January	7,771	8,025
February	8,732	9,042
March	9,769	10,124
April	10,123	
May	10,128	
June	10,130	

QUALITY

	Quantity	Base Number	Contract	AT	Region	England
% of FP17s for the same patient ID Re-attending within 3 months - Children	71	1,289	5.5%	10.0%	11.5%	11.8%
% of FP17s for the same patient ID Re-attending within 3 months - Adults	933	4,891	19.1%	14.2%	15.2%	15.7%
% of FP17s for the same patient ID Re-attending between 3 & 9 months - Children	763	1,289	59.2%	62.1%	60.2%	58.9%
% of FP17s for the same patient ID Re-attending between 3 & 9 months - Adults	2,936	4,891	60.0%	54.9%	51.8%	50.8%
% of FP17s for Band 1 Urgent Courses	442	5,960	7.4%	6.9%	8.1%	9.1%
% of FP17s Relating to Free Repair or Replacements	127	5,960	2.1%	0.8%	0.8%	0.8%
% of FP17s Relating to Continuations	110	5,960	1.8%	1.1%	0.9%	0.9%
% of Patients satisfied with the dentistry they have received	1	1	N/A	91.3%	92.7%	92.5%
% of Patients satisfied with the time they had to wait for an appointment	0	1	N/A	85.3%	87.4%	87.0%

* This is based on patients treated on this contract for their most recent course of treatment. Figures in italics indicate the base number of FP17s or Patient Questionnaire responses are less than 100. N/A is shown where the base number of responses is less than 10 during the period. % is calculated as Quantity/Base number*100

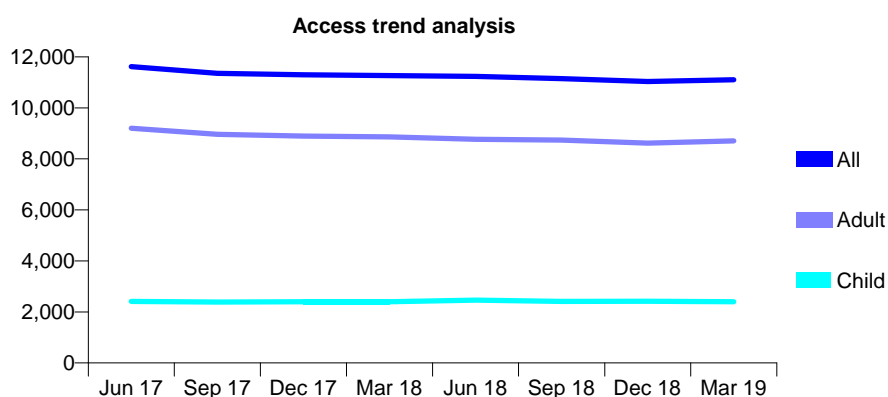
Q55 - Vital Signs At a Glance Contract Report for 106992/0001 - March 2019

Name or company name	The Plains' Dental Practice Limited
Contract type name	GDS Contract
Purpose of contract	General
Contract start date	01/04/2008
Contract end date	

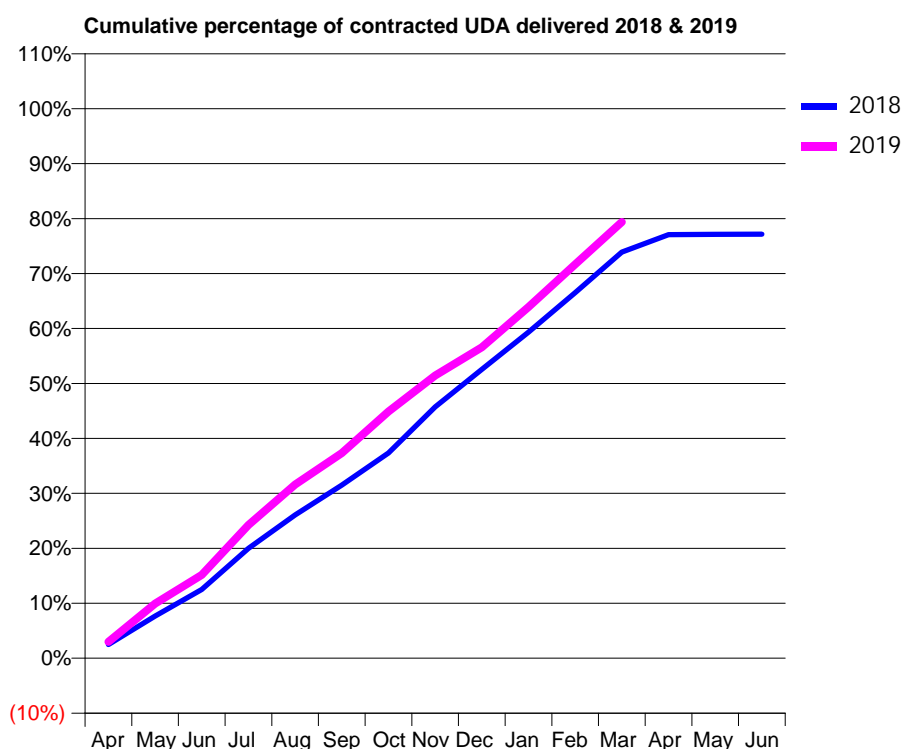
18/19 Contracted general activity (UDA)	36,931
Carry forward general activity (UDA)	0
18/19 Contracted orthodontic activity (UOA)	0
Carry forward orthodontic activity (UOA)	0
Baseline contract value	£1,049,294.95

ACCESS*

Patients seen in 24 months	Total	Change since previous quarter
Quarter ending March 2018	11,265	
Quarter ending June 2018	11,232	→
Quarter ending September 2018	11,147	→
Quarter ending December 2018	11,035	↓
Quarter ending March 2019	11,104	→
Variance since March 2018	(1.4%)	↓



ACTIVITY



Month	2018	2019
April	918	1,111
May	2,833	3,681
June	4,617	5,599
July	7,384	8,961
August	9,626	11,676
September	11,630	13,791
October	13,801	16,589
November	16,886	18,998
December	19,408	20,899
January	21,919	23,599
February	24,570	26,469
March	27,295	29,311
April	28,460	
May	28,485	
June	28,492	

QUALITY

	Quantity	Base Number	Contract	AT	Region	England
% of FP17s for the same patient ID Re-attending within 3 months - Children	232	3,675	6.3%	10.0%	11.5%	11.8%
% of FP17s for the same patient ID Re-attending within 3 months - Adults	1,554	12,858	12.1%	14.2%	15.2%	15.7%
% of FP17s for the same patient ID Re-attending between 3 & 9 months - Children	2,317	3,675	63.0%	62.1%	60.2%	58.9%
% of FP17s for the same patient ID Re-attending between 3 & 9 months - Adults	7,631	12,858	59.3%	54.9%	51.8%	50.8%
% of FP17s for Band 1 Urgent Courses	634	15,936	4.0%	6.9%	8.1%	9.1%
% of FP17s Relating to Free Repair or Replacements	127	15,936	0.8%	0.8%	0.8%	0.8%
% of FP17s Relating to Continuations	354	15,936	2.2%	1.1%	0.9%	0.9%
% of Patients satisfied with the dentistry they have received	5	6	N/A	91.3%	92.7%	92.5%
% of Patients satisfied with the time they had to wait for an appointment	4	6	N/A	85.3%	87.4%	87.0%

* This is based on patients treated on this contract for their most recent course of treatment.

Figures in italics indicate the base number of FP17s or Patient Questionnaire responses are less than 100. N/A is shown where the base number of responses is less than 10 during the period. % is calculated as Quantity/Base number*100

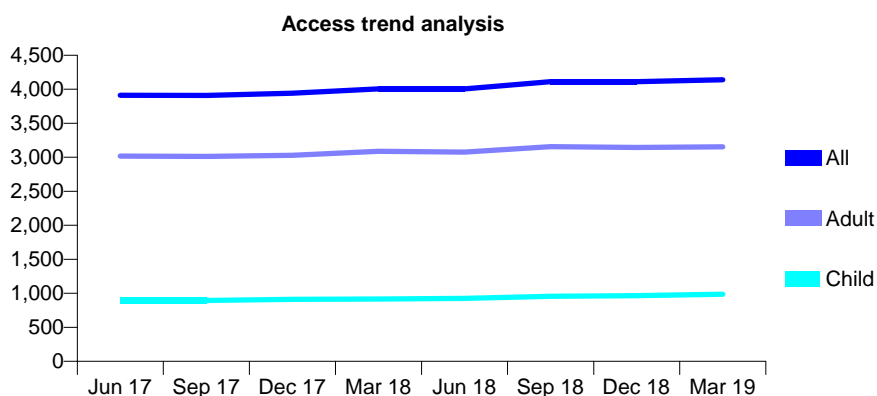
Q55 - Vital Signs At a Glance Contract Report for 110841/0001 - March 2019

Name or company name	Bamford Dental Practice
Contract type name	GDS Contract
Purpose of contract	General
Contract start date	01/04/2011
Contract end date	

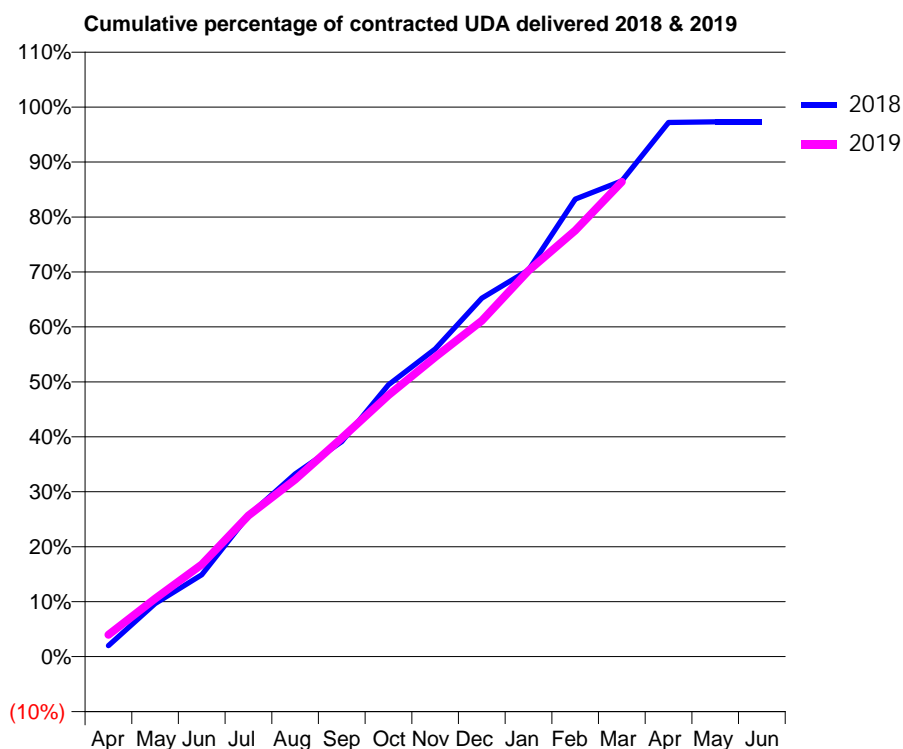
18/19 Contracted general activity (UDA)	11,928
Carry forward general activity (UDA)	0
18/19 Contracted orthodontic activity (UOA)	0
Carry forward orthodontic activity (UOA)	0
Baseline contract value	£316,954.90

ACCESS*

Patients seen in 24 months	Total	Change since previous quarter
Quarter ending March 2018	4,006	
Quarter ending June 2018	4,004	→
Quarter ending September 2018	4,111	↑
Quarter ending December 2018	4,111	→
Quarter ending March 2019	4,141	→
Variance since March 2018	3.4%	↑



ACTIVITY



Month	Adjusted Scheduled Activity (UDA)	
	2018	2019
April	210	475
May	1,016	1,262
June	1,564	2,000
July	2,695	3,061
August	3,492	3,843
September	4,108	4,742
October	5,194	5,676
November	5,879	6,502
December	6,847	7,291
January	7,385	8,374
February	8,741	9,250
March	9,091	10,305
April	10,205	
May	10,215	
June	10,215	

QUALITY

	Quantity	Base Number	Contract	AT	Region	England
% of FP17s for the same patient ID Re-attending within 3 months - Children	96	1,577	6.1%	10.0%	11.5%	11.8%
% of FP17s for the same patient ID Re-attending within 3 months - Adults	564	4,291	13.1%	14.2%	15.2%	15.7%
% of FP17s for the same patient ID Re-attending between 3 & 9 months - Children	917	1,577	58.1%	62.1%	60.2%	58.9%
% of FP17s for the same patient ID Re-attending between 3 & 9 months - Adults	1,974	4,291	46.0%	54.9%	51.8%	50.8%
% of FP17s for Band 1 Urgent Courses	505	5,406	9.3%	6.9%	8.1%	9.1%
% of FP17s Relating to Free Repair or Replacements	47	5,406	0.9%	0.8%	0.8%	0.8%
% of FP17s Relating to Continuations	33	5,406	0.6%	1.1%	0.9%	0.9%
% of Patients satisfied with the dentistry they have received	0	0	N/A	91.3%	92.7%	92.5%
% of Patients satisfied with the time they had to wait for an appointment	0	0	N/A	85.3%	87.4%	87.0%

* This is based on patients treated on this contract for their most recent course of treatment. Figures in italics indicate the base number of FP17s or Patient Questionnaire responses are less than 100. N/A is shown where the base number of responses is less than 10 during the period. % is calculated as Quantity/Base number*100

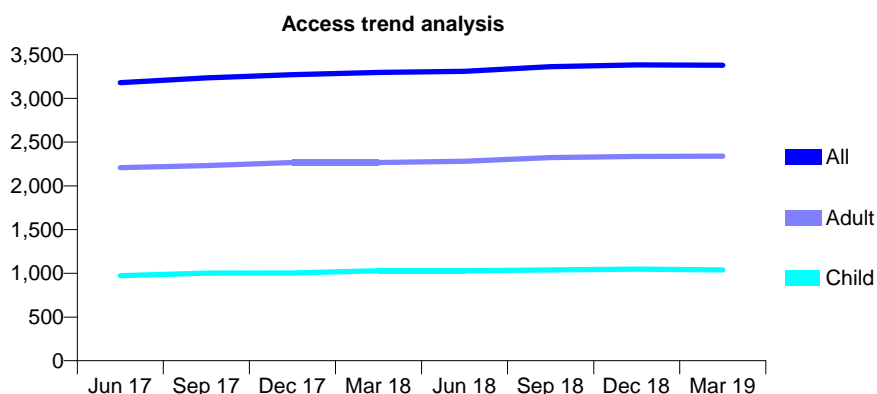
Q55 - Vital Signs At a Glance Contract Report for 113883/0001 - March 2019

Name or company name	Aesthetix Limited
Contract type name	GDS Contract
Purpose of contract	General
Contract start date	01/12/2012
Contract end date	

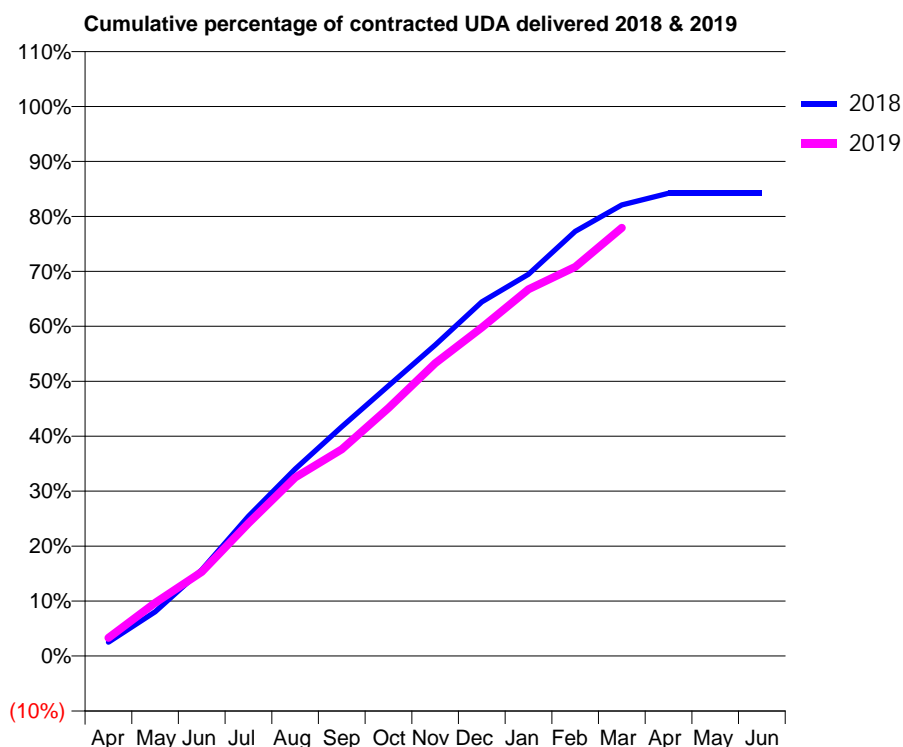
18/19 Contracted general activity (UDA)	9,555
Carry forward general activity (UDA)	0
18/19 Contracted orthodontic activity (UOA)	0
Carry forward orthodontic activity (UOA)	0
Baseline contract value	£294,132.32

ACCESS*

Patients seen in 24 months	Total	Change since previous quarter
Quarter ending March 2018	3,296	
Quarter ending June 2018	3,310	→
Quarter ending September 2018	3,364	→
Quarter ending December 2018	3,383	→
Quarter ending March 2019	3,379	→
Variance since March 2018	2.5%	↑



ACTIVITY



Month	Adjusted Scheduled Activity (UDA)	
	2018	2019
April	240	316
May	769	926
June	1,499	1,463
July	2,432	2,308
August	3,251	3,104
September	3,986	3,595
October	4,698	4,312
November	5,409	5,090
December	6,158	5,711
January	6,638	6,379
February	7,384	6,766
March	7,844	7,444
April	8,048	
May	8,047	
June	8,047	

QUALITY

	Quantity	Base Number	Contract	AT	Region	England
% of FP17s for the same patient ID Re-attending within 3 months - Children	93	1,575	5.9%	10.0%	11.5%	11.8%
% of FP17s for the same patient ID Re-attending within 3 months - Adults	276	2,999	9.2%	14.2%	15.2%	15.7%
% of FP17s for the same patient ID Re-attending between 3 & 9 months - Children	1,031	1,575	65.5%	62.1%	60.2%	58.9%
% of FP17s for the same patient ID Re-attending between 3 & 9 months - Adults	1,611	2,999	53.7%	54.9%	51.8%	50.8%
% of FP17s for Band 1 Urgent Courses	154	3,953	3.9%	6.9%	8.1%	9.1%
% of FP17s Relating to Free Repair or Replacements	26	3,953	0.7%	0.8%	0.8%	0.8%
% of FP17s Relating to Continuations	57	3,953	1.4%	1.1%	0.9%	0.9%
% of Patients satisfied with the dentistry they have received	0	0	N/A	91.3%	92.7%	92.5%
% of Patients satisfied with the time they had to wait for an appointment	0	0	N/A	85.3%	87.4%	87.0%

* This is based on patients treated on this contract for their most recent course of treatment. Figures in italics indicate the base number of FP17s or Patient Questionnaire responses are less than 100. N/A is shown where the base number of responses is less than 10 during the period. % is calculated as Quantity/Base number*100

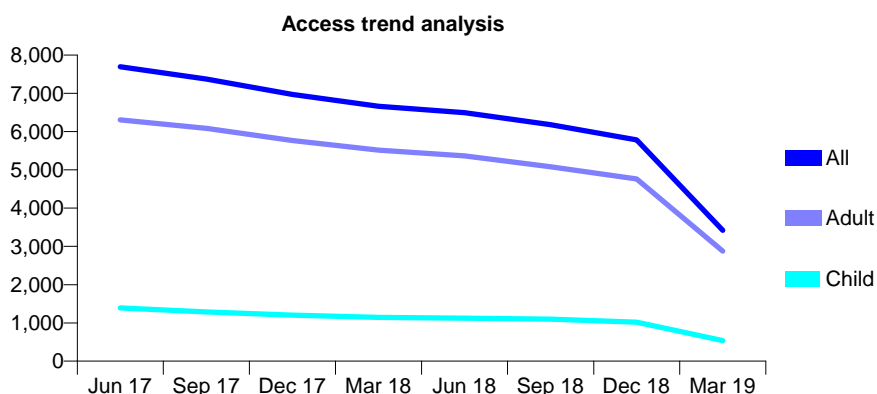
Q55 - Vital Signs At a Glance Contract Report for 115649/0001 - March 2019

Name or company name	Whitecross Dental Care Ltd
Contract type name	GDS Contract
Purpose of contract	General
Contract start date	01/05/2011
Contract end date	19/12/2018

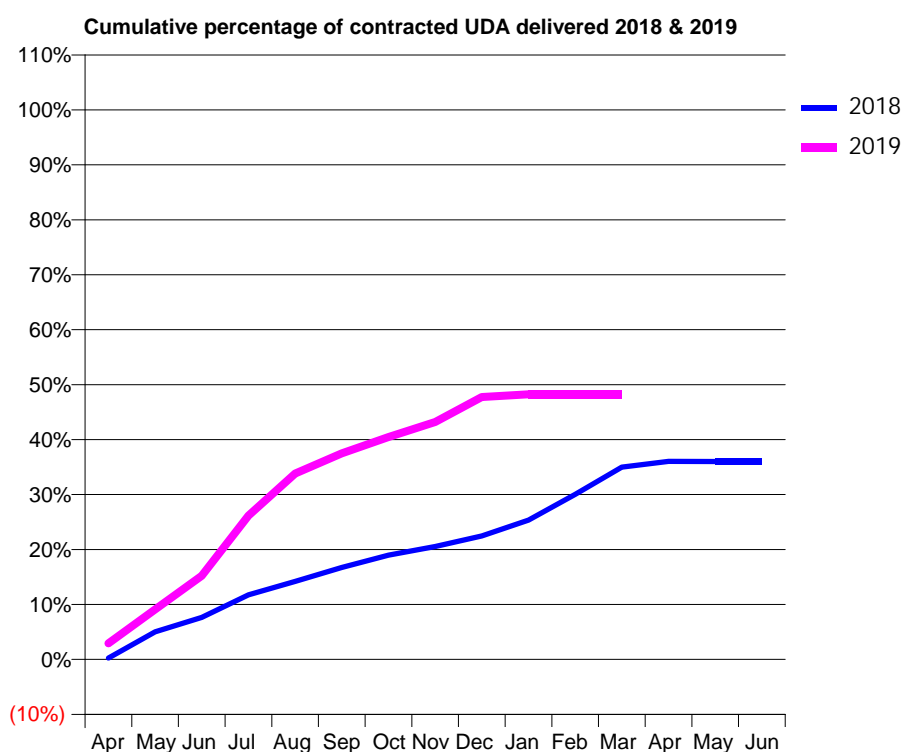
18/19 Contracted general activity (UDA)	19,541
Carry forward general activity (UDA)	0
18/19 Contracted orthodontic activity (UOA)	0
Carry forward orthodontic activity (UOA)	0
Baseline contract value	£530,768.11

ACCESS*

Patients seen in 24 months	Total	Change since previous quarter
Quarter ending March 2018	6,662	
Quarter ending June 2018	6,492	↓
Quarter ending September 2018	6,178	↓
Quarter ending December 2018	5,785	↓
Quarter ending March 2019	3,418	↓
Variance since March 2018	(48.7%)	↓



ACTIVITY



Month	Adjusted Scheduled Activity (UDA)	
	2018	2019
April	68	570
May	1,369	1,779
June	2,083	2,973
July	3,201	5,116
August	3,866	6,611
September	4,558	7,328
October	5,163	7,909
November	5,590	8,445
December	6,114	9,330
January	6,902	9,428
February	8,183	9,428
March	9,522	9,428
April	9,817	
May	9,804	
June	9,804	

QUALITY

	Quantity	Base Number	Contract	AT	Region	England
% of FP17s for the same patient ID Re-attending within 3 months - Children	40	945	4.2%	10.0%	11.5%	11.8%
% of FP17s for the same patient ID Re-attending within 3 months - Adults	489	4,210	11.6%	14.2%	15.2%	15.7%
% of FP17s for the same patient ID Re-attending between 3 & 9 months - Children	375	945	39.7%	62.1%	60.2%	58.9%
% of FP17s for the same patient ID Re-attending between 3 & 9 months - Adults	1,533	4,210	36.4%	54.9%	51.8%	50.8%
% of FP17s for Band 1 Urgent Courses	518	4,985	10.4%	6.9%	8.1%	9.1%
% of FP17s Relating to Free Repair or Replacements	22	4,985	0.4%	0.8%	0.8%	0.8%
% of FP17s Relating to Continuations	75	4,985	1.5%	1.1%	0.9%	0.9%
% of Patients satisfied with the dentistry they have received	3	3	N/A	91.3%	92.7%	92.5%
% of Patients satisfied with the time they had to wait for an appointment	2	3	N/A	85.3%	87.4%	87.0%

* This is based on patients treated on this contract for their most recent course of treatment. Figures in italics indicate the base number of FP17s or Patient Questionnaire responses are less than 100. N/A is shown where the base number of responses is less than 10 during the period. % is calculated as Quantity/Base number*100

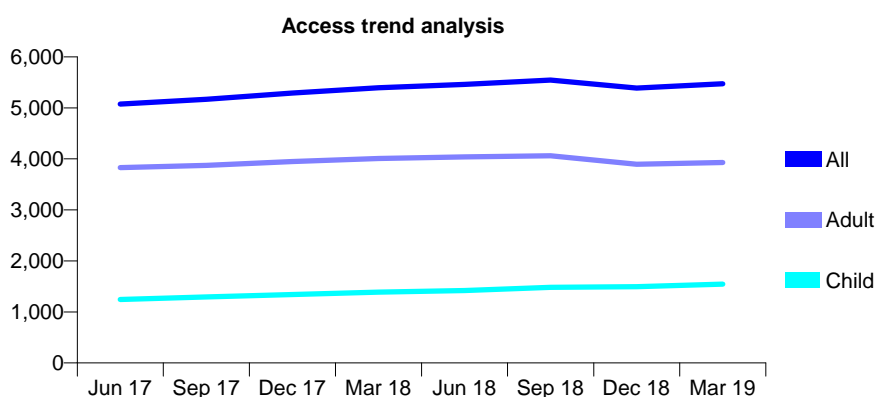
Q55 - Vital Signs At a Glance Contract Report for 115711/0001 - March 2019

Name or company name	Ishak Practices Limited
Contract type name	GDS Contract
Purpose of contract	General
Contract start date	01/04/2011
Contract end date	

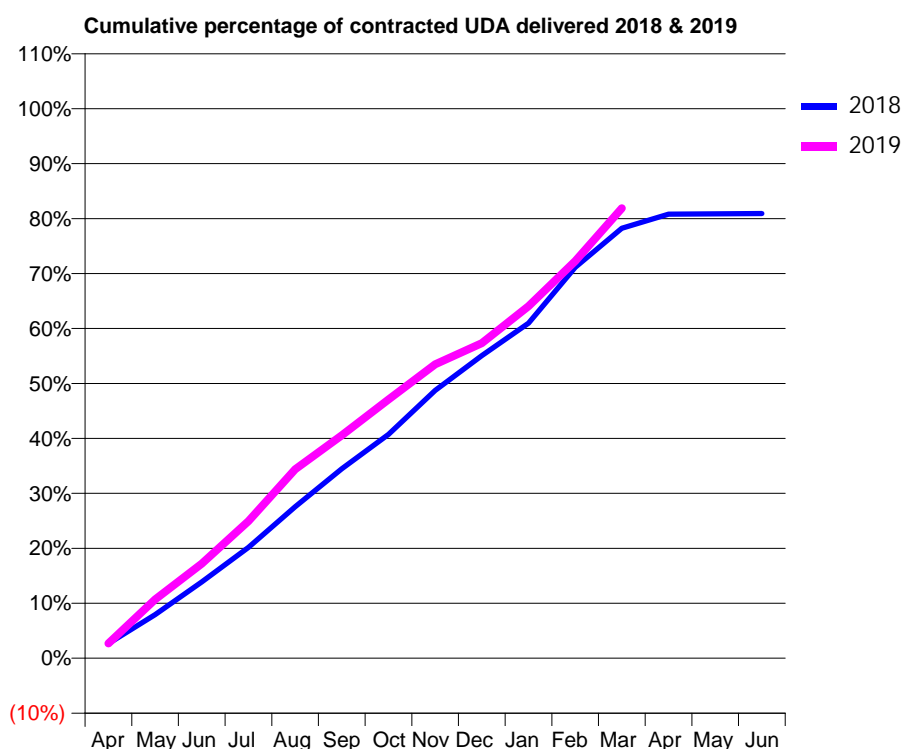
18/19 Contracted general activity (UDA)	14,500
Carry forward general activity (UDA)	0
18/19 Contracted orthodontic activity (UOA)	0
Carry forward orthodontic activity (UOA)	0
Baseline contract value	£378,993.27

ACCESS*

Patients seen in 24 months	Total	Change since previous quarter
Quarter ending March 2018	5,394	
Quarter ending June 2018	5,459	→
Quarter ending September 2018	5,544	→
Quarter ending December 2018	5,388	↓
Quarter ending March 2019	5,474	→
Variance since March 2018	1.5%	→



ACTIVITY



Adjusted Scheduled Activity (UDA)		
Month	2018	2019
April	455	392
May	1,345	1,555
June	2,345	2,492
July	3,414	3,617
August	4,667	4,984
September	5,834	5,883
October	6,892	6,826
November	8,249	7,756
December	9,316	8,312
January	10,319	9,286
February	12,036	10,480
March	13,237	11,873
April	13,673	
May	13,681	
June	13,694	

QUALITY

	Quantity	Base Number	Contract	AT	Region	England
% of FP17s for the same patient ID Re-attending within 3 months - Children	113	2,128	5.3%	10.0%	11.5%	11.8%
% of FP17s for the same patient ID Re-attending within 3 months - Adults	353	5,045	7.0%	14.2%	15.2%	15.7%
% of FP17s for the same patient ID Re-attending between 3 & 9 months - Children	1,363	2,128	64.1%	62.1%	60.2%	58.9%
% of FP17s for the same patient ID Re-attending between 3 & 9 months - Adults	3,219	5,045	63.8%	54.9%	51.8%	50.8%
% of FP17s for Band 1 Urgent Courses	1	6,924	0.0%	6.9%	8.1%	9.1%
% of FP17s Relating to Free Repair or Replacements	12	6,924	0.2%	0.8%	0.8%	0.8%
% of FP17s Relating to Continuations	102	6,924	1.5%	1.1%	0.9%	0.9%
% of Patients satisfied with the dentistry they have received	0	0	N/A	91.3%	92.7%	92.5%
% of Patients satisfied with the time they had to wait for an appointment	0	0	N/A	85.3%	87.4%	87.0%

* This is based on patients treated on this contract for their most recent course of treatment.

Figures in italics indicate the base number of FP17s or Patient Questionnaire responses are less than 100. N/A is shown where the base number of responses is less than 10 during the period. % is calculated as Quantity/Base number*100

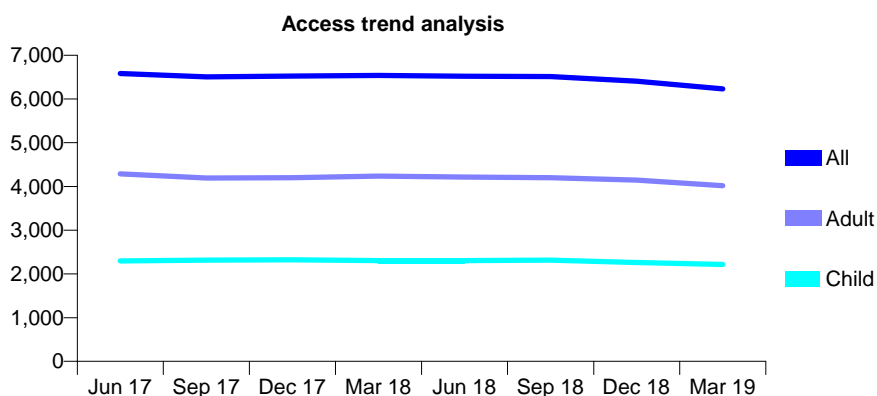
Q55 - Vital Signs At a Glance Contract Report for 116114/0001 - March 2019

Name or company name	Rise Park Dental Practice Limited
Contract type name	GDS Contract
Purpose of contract	General
Contract start date	01/04/2010
Contract end date	

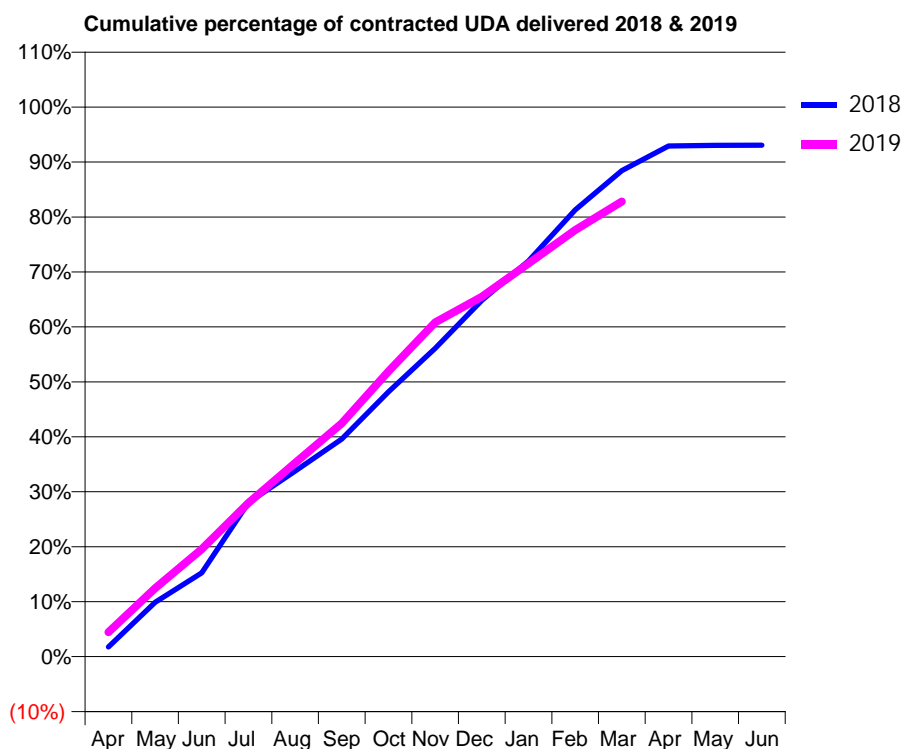
18/19 Contracted general activity (UDA)	16,916
Carry forward general activity (UDA)	0
18/19 Contracted orthodontic activity (UOA)	0
Carry forward orthodontic activity (UOA)	0
Baseline contract value	£394,412.92

ACCESS*

Patients seen in 24 months	Total	Change since previous quarter
Quarter ending March 2018	6,537	
Quarter ending June 2018	6,520	→
Quarter ending September 2018	6,515	→
Quarter ending December 2018	6,408	↓
Quarter ending March 2019	6,234	↓
Variance since March 2018	(4.6%)	↓



ACTIVITY



Month	Adjusted Scheduled Activity (UDA)	
	2018	2019
April	298	753
May	1,672	2,107
June	2,579	3,308
July	4,744	4,732
August	5,711	5,964
September	6,696	7,183
October	8,149	8,782
November	9,494	10,289
December	10,962	11,079
January	12,183	12,102
February	13,754	13,131
March	14,960	14,007
April	15,717	
May	15,736	
June	15,741	

QUALITY

	Quantity	Base Number	Contract	AT	Region	England
% of FP17s for the same patient ID Re-attending within 3 months - Children	185	2,941	6.3%	10.0%	11.5%	11.8%
% of FP17s for the same patient ID Re-attending within 3 months - Adults	526	4,889	10.8%	14.2%	15.2%	15.7%
% of FP17s for the same patient ID Re-attending between 3 & 9 months - Children	1,795	2,941	61.0%	62.1%	60.2%	58.9%
% of FP17s for the same patient ID Re-attending between 3 & 9 months - Adults	2,596	4,889	53.1%	54.9%	51.8%	50.8%
% of FP17s for Band 1 Urgent Courses	589	7,430	7.9%	6.9%	8.1%	9.1%
% of FP17s Relating to Free Repair or Replacements	19	7,430	0.3%	0.8%	0.8%	0.8%
% of FP17s Relating to Continuations	16	7,430	0.2%	1.1%	0.9%	0.9%
% of Patients satisfied with the dentistry they have received	1	2	N/A	91.3%	92.7%	92.5%
% of Patients satisfied with the time they had to wait for an appointment	0	2	N/A	85.3%	87.4%	87.0%

* This is based on patients treated on this contract for their most recent course of treatment. Figures in italics indicate the base number of FP17s or Patient Questionnaire responses are less than 100. N/A is shown where the base number of responses is less than 10 during the period. % is calculated as Quantity/Base number*100

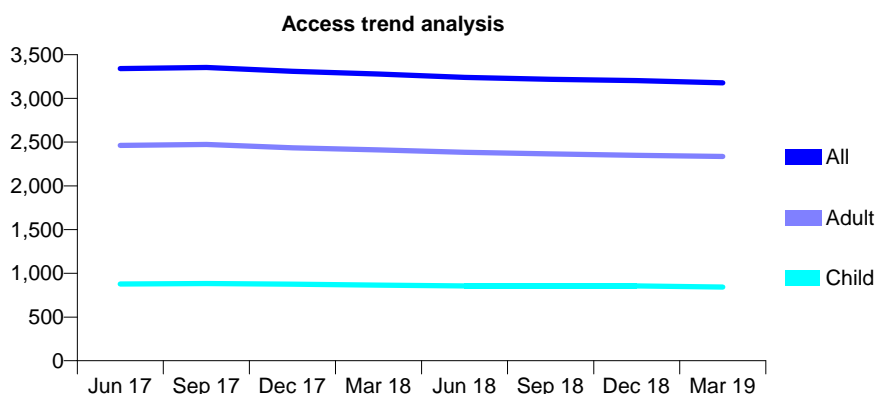
Q55 - Vital Signs At a Glance Contract Report for 116386/0001 - March 2019

Name or company name	Apex Dental Care Dronfield Partnership
Contract type name	GDS Contract
Purpose of contract	General and Orthodontic
Contract start date	01/05/2015
Contract end date	

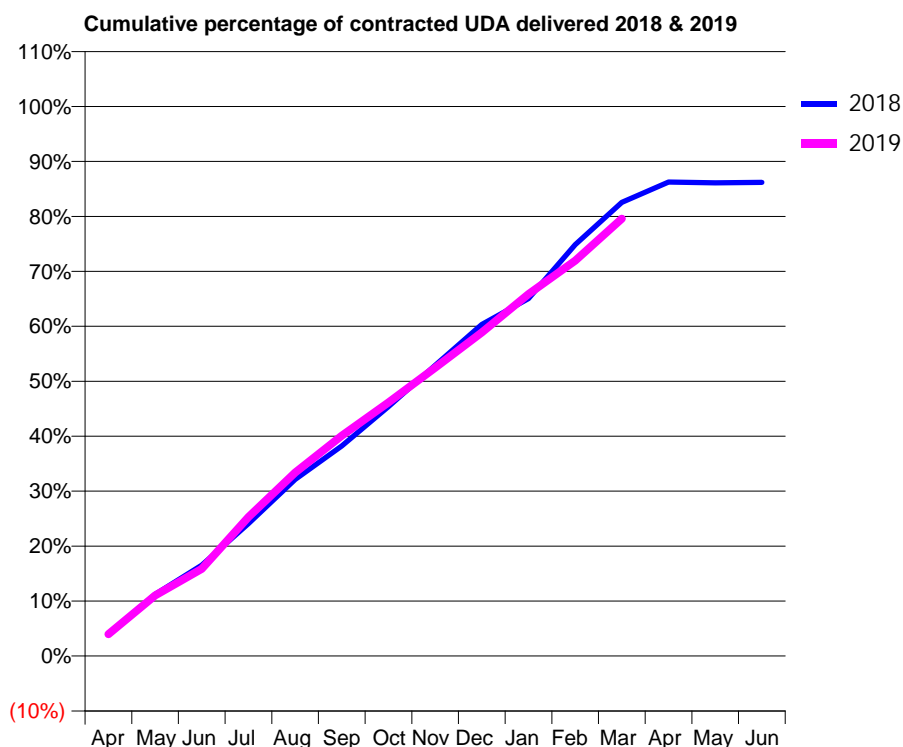
18/19 Contracted general activity (UDA)	10,201
Carry forward general activity (UDA)	0
18/19 Contracted orthodontic activity (UOA)	105
Carry forward orthodontic activity (UOA)	0
Baseline contract value	£269,478.33

ACCESS*

Patients seen in 24 months	Total	Change since previous quarter
Quarter ending March 2018	3,278	
Quarter ending June 2018	3,240	↓
Quarter ending September 2018	3,219	→
Quarter ending December 2018	3,204	→
Quarter ending March 2019	3,178	→
Variance since March 2018	(3.1%)	↓



ACTIVITY



Month	Adjusted Scheduled Activity (UDA)	
	2018	2019
April	400	408
May	1,145	1,125
June	1,686	1,617
July	2,459	2,582
August	3,280	3,408
September	3,901	4,091
October	4,631	4,708
November	5,398	5,351
December	6,152	6,004
January	6,635	6,717
February	7,635	7,339
March	8,420	8,117
April	8,796	
May	8,783	
June	8,793	

QUALITY

	Quantity	Base Number	Contract	AT	Region	England
% of FP17s for the same patient ID Re-attending within 3 months - Children	82	1,522	5.4%	10.0%	11.5%	11.8%
% of FP17s for the same patient ID Re-attending within 3 months - Adults	483	3,802	12.7%	14.2%	15.2%	15.7%
% of FP17s for the same patient ID Re-attending between 3 & 9 months - Children	1,200	1,522	78.8%	62.1%	60.2%	58.9%
% of FP17s for the same patient ID Re-attending between 3 & 9 months - Adults	2,622	3,802	69.0%	54.9%	51.8%	50.8%
% of FP17s for Band 1 Urgent Courses	287	5,105	5.6%	6.9%	8.1%	9.1%
% of FP17s Relating to Free Repair or Replacements	69	5,105	1.4%	0.8%	0.8%	0.8%
% of FP17s Relating to Continuations	21	5,105	0.4%	1.1%	0.9%	0.9%
% of Patients satisfied with the dentistry they have received	1	1	N/A	91.3%	92.7%	92.5%
% of Patients satisfied with the time they had to wait for an appointment	1	1	N/A	85.3%	87.4%	87.0%

* This is based on patients treated on this contract for their most recent course of treatment. Figures in italics indicate the base number of FP17s or Patient Questionnaire responses are less than 100. N/A is shown where the base number of responses is less than 10 during the period. % is calculated as Quantity/Base number*100

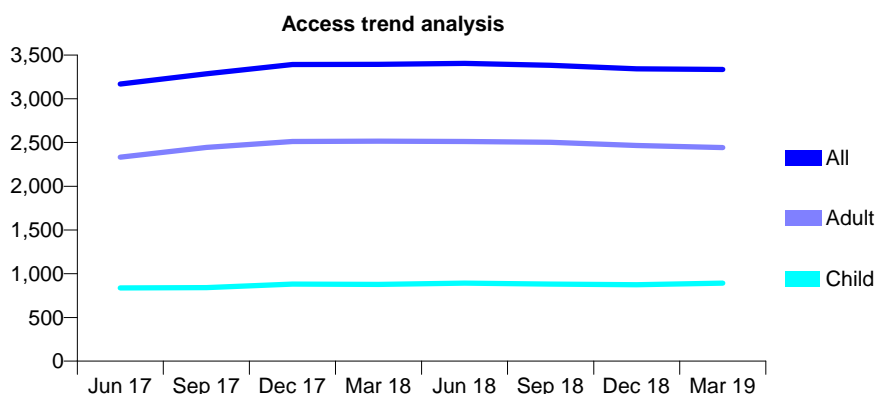
Q55 - Vital Signs At a Glance Contract Report for 117153/0001 - March 2019

Name or company name	Woodthorpe Dental Care
Contract type name	GDS Contract
Purpose of contract	General
Contract start date	24/12/2015
Contract end date	

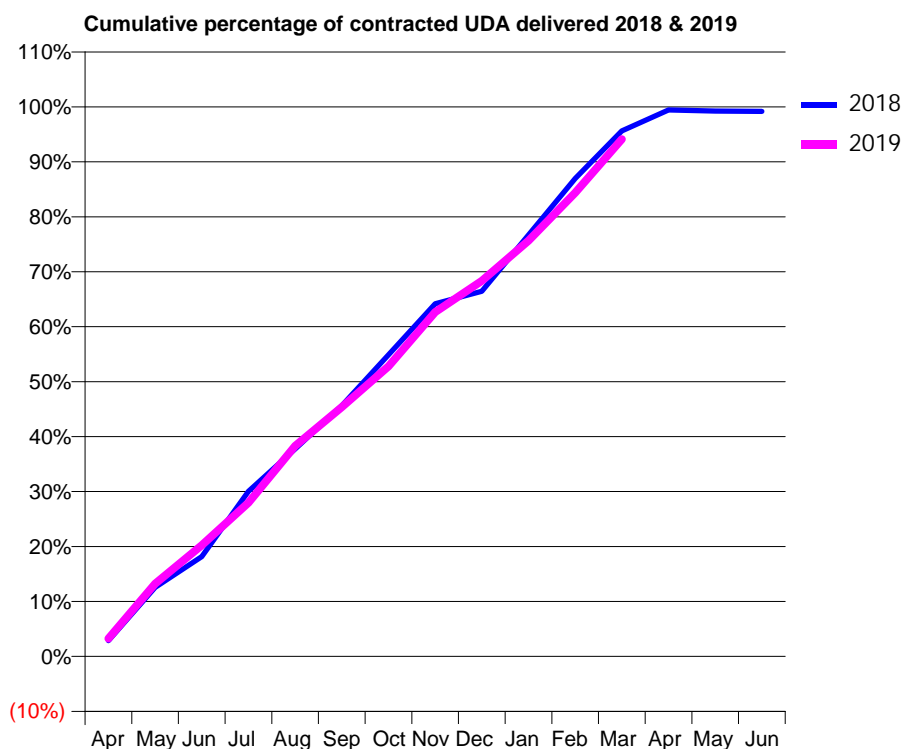
18/19 Contracted general activity (UDA)	8,991
Carry forward general activity (UDA)	75
18/19 Contracted orthodontic activity (UOA)	0
Carry forward orthodontic activity (UOA)	0
Baseline contract value	£218,646.44

ACCESS*

Patients seen in 24 months	Total	Change since previous quarter
Quarter ending March 2018	3,394	
Quarter ending June 2018	3,405	→
Quarter ending September 2018	3,384	→
Quarter ending December 2018	3,342	↓
Quarter ending March 2019	3,335	→
Variance since March 2018	(1.7%)	↓



ACTIVITY



Month	2018	2019
April	259	293
May	1,129	1,189
June	1,634	1,819
July	2,702	2,515
August	3,397	3,445
September	4,101	4,079
October	4,935	4,746
November	5,770	5,632
December	5,974	6,145
January	6,895	6,801
February	7,820	7,588
March	8,598	8,461
April	8,941	
May	8,922	
June	8,916	

QUALITY

	Quantity	Base Number	Contract	AT	Region	England
% of FP17s for the same patient ID Re-attending within 3 months - Children	71	1,411	5.0%	10.0%	11.5%	11.8%
% of FP17s for the same patient ID Re-attending within 3 months - Adults	499	3,798	13.1%	14.2%	15.2%	15.7%
% of FP17s for the same patient ID Re-attending between 3 & 9 months - Children	876	1,411	62.1%	62.1%	60.2%	58.9%
% of FP17s for the same patient ID Re-attending between 3 & 9 months - Adults	2,531	3,798	66.6%	54.9%	51.8%	50.8%
% of FP17s for Band 1 Urgent Courses	383	5,021	7.6%	6.9%	8.1%	9.1%
% of FP17s Relating to Free Repair or Replacements	21	5,021	0.4%	0.8%	0.8%	0.8%
% of FP17s Relating to Continuations	0	5,021	0.0%	1.1%	0.9%	0.9%
% of Patients satisfied with the dentistry they have received	0	0	N/A	91.3%	92.7%	92.5%
% of Patients satisfied with the time they had to wait for an appointment	0	0	N/A	85.3%	87.4%	87.0%

* This is based on patients treated on this contract for their most recent course of treatment. Figures in italics indicate the base number of FP17s or Patient Questionnaire responses are less than 100. N/A is shown where the base number of responses is less than 10 during the period. % is calculated as Quantity/Base number*100

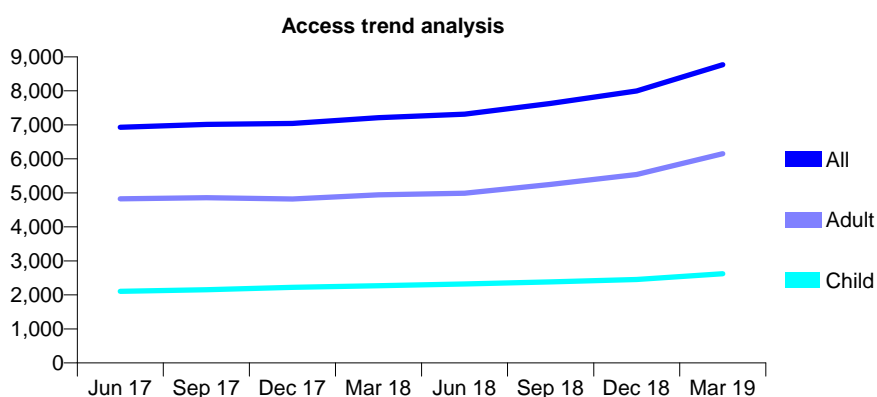
Q55 - Vital Signs At a Glance Contract Report for 117897/0001 - March 2019

Name or company name	Dove Dental Care Ltd
Contract type name	GDS Contract
Purpose of contract	General
Contract start date	01/10/2009
Contract end date	

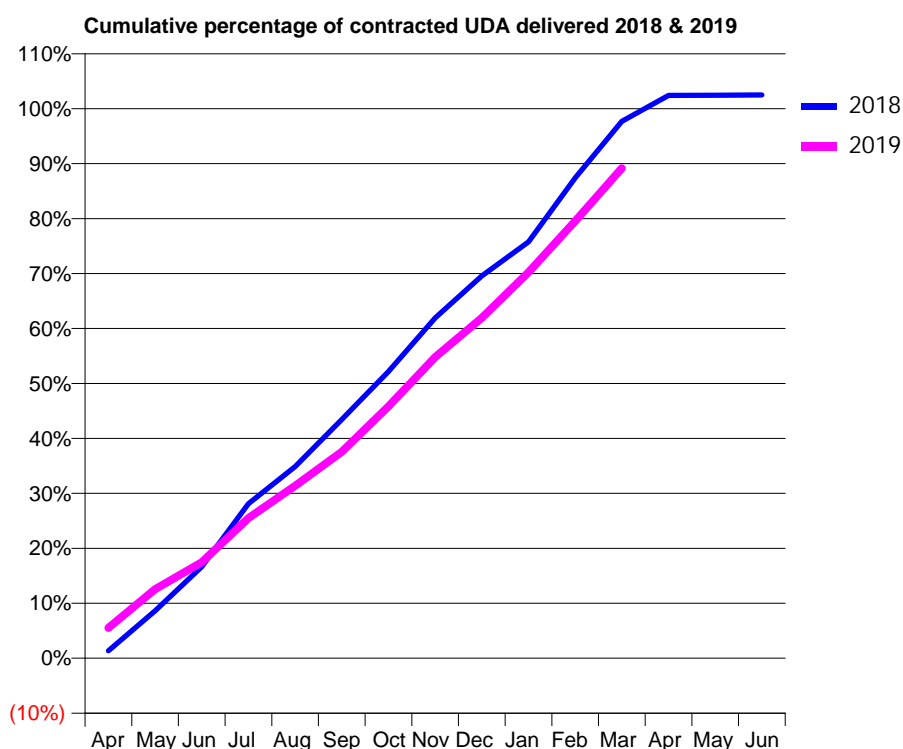
18/19 Contracted general activity (UDA)	32,030
Carry forward general activity (UDA)	-441
18/19 Contracted orthodontic activity (UOA)	0
Carry forward orthodontic activity (UOA)	0
Baseline contract value	£812,843.92

ACCESS*

Patients seen in 24 months	Total	Change since previous quarter
Quarter ending March 2018	7,214	
Quarter ending June 2018	7,316	→
Quarter ending September 2018	7,630	↑
Quarter ending December 2018	7,997	↑
Quarter ending March 2019	8,771	↑
Variance since March 2018	21.6%	↑



ACTIVITY



Month	Adjusted Scheduled Activity (UDA)	
	2018	2019
April	294	1,768
May	1,906	4,031
June	3,665	5,590
July	6,191	8,163
August	7,687	10,057
September	9,573	12,029
October	11,491	14,677
November	13,644	17,551
December	15,325	19,836
January	16,695	22,493
February	19,253	25,485
March	21,521	28,564
April	22,561	
May	22,566	
June	22,578	

QUALITY

	Quantity	Base Number	Contract	AT	Region	England
% of FP17s for the same patient ID Re-attending within 3 months - Children	499	4,314	11.6%	10.0%	11.5%	11.8%
% of FP17s for the same patient ID Re-attending within 3 months - Adults	1,541	9,253	16.7%	14.2%	15.2%	15.7%
% of FP17s for the same patient ID Re-attending between 3 & 9 months - Children	2,454	4,314	56.9%	62.1%	60.2%	58.9%
% of FP17s for the same patient ID Re-attending between 3 & 9 months - Adults	4,563	9,253	49.3%	54.9%	51.8%	50.8%
% of FP17s for Band 1 Urgent Courses	954	13,199	7.2%	6.9%	8.1%	9.1%
% of FP17s Relating to Free Repair or Replacements	114	13,199	0.9%	0.8%	0.8%	0.8%
% of FP17s Relating to Continuations	28	13,199	0.2%	1.1%	0.9%	0.9%
% of Patients satisfied with the dentistry they have received	5	5	N/A	91.3%	92.7%	92.5%
% of Patients satisfied with the time they had to wait for an appointment	5	5	N/A	85.3%	87.4%	87.0%

* This is based on patients treated on this contract for their most recent course of treatment.

Figures in italics indicate the base number of FP17s or Patient Questionnaire responses are less than 100. N/A is shown where the base number of responses is less than 10 during the period. % is calculated as Quantity/Base number*100

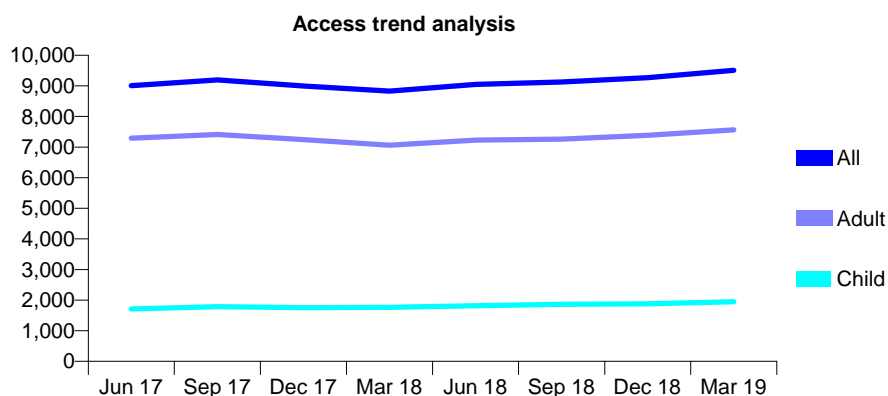
Q55 - Vital Signs At a Glance Contract Report for 118885/0001 - March 2019

Name or company name	Sherwood Dental Centre
Contract type name	GDS Contract
Purpose of contract	General
Contract start date	01/04/2006
Contract end date	

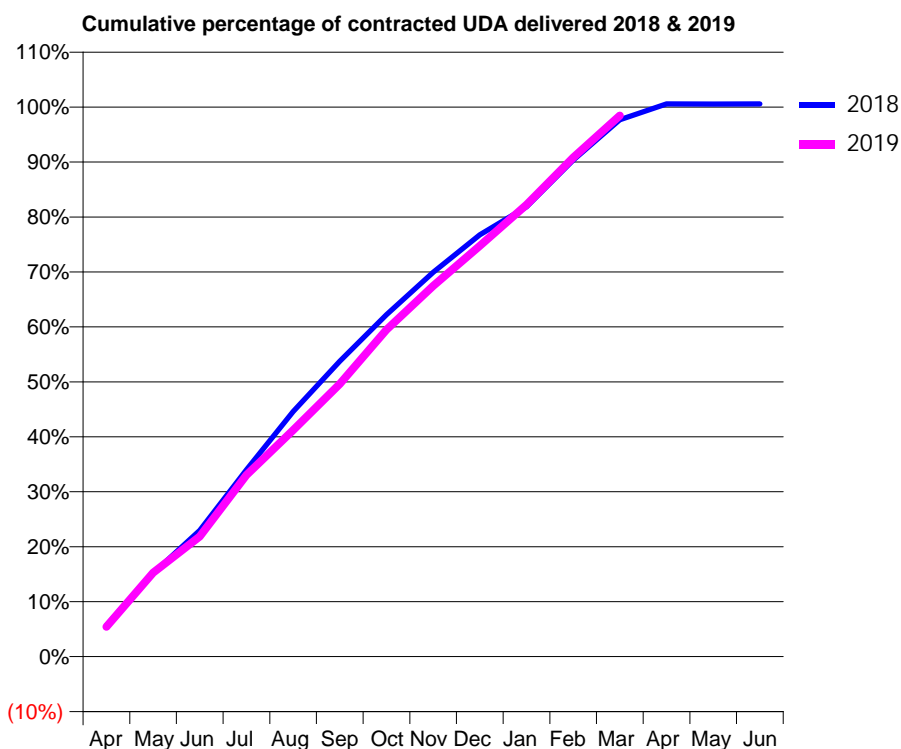
18/19 Contracted general activity (UDA)	31,155
Carry forward general activity (UDA)	-158
18/19 Contracted orthodontic activity (UOA)	0
Carry forward orthodontic activity (UOA)	0
Baseline contract value	£610,383.43

ACCESS*

Patients seen in 24 months	Total	Change since previous quarter
Quarter ending March 2018	8,829	
Quarter ending June 2018	9,047	↑
Quarter ending September 2018	9,126	→
Quarter ending December 2018	9,264	→
Quarter ending March 2019	9,508	↑
Variance since March 2018	7.7%	↑



ACTIVITY



Month	Adjusted Scheduled Activity (UDA)	
	2018	2019
April	1,597	1,698
May	4,276	4,756
June	6,466	6,811
July	9,574	10,291
August	12,561	12,839
September	15,134	15,454
October	17,524	18,536
November	19,686	21,024
December	21,606	23,288
January	23,040	25,619
February	25,442	28,292
March	27,502	30,671
April	28,314	
May	28,312	
June	28,313	

QUALITY

	Quantity	Base Number	Contract	AT	Region	England
% of FP17s for the same patient ID Re-attending within 3 months - Children	176	3,113	5.7%	10.0%	11.5%	11.8%
% of FP17s for the same patient ID Re-attending within 3 months - Adults	714	10,079	7.1%	14.2%	15.2%	15.7%
% of FP17s for the same patient ID Re-attending between 3 & 9 months - Children	2,115	3,113	67.9%	62.1%	60.2%	58.9%
% of FP17s for the same patient ID Re-attending between 3 & 9 months - Adults	5,634	10,079	55.9%	54.9%	51.8%	50.8%
% of FP17s for Band 1 Urgent Courses	419	12,330	3.4%	6.9%	8.1%	9.1%
% of FP17s Relating to Free Repair or Replacements	82	12,330	0.7%	0.8%	0.8%	0.8%
% of FP17s Relating to Continuations	23	12,330	0.2%	1.1%	0.9%	0.9%
% of Patients satisfied with the dentistry they have received	4	5	N/A	91.3%	92.7%	92.5%
% of Patients satisfied with the time they had to wait for an appointment	5	5	N/A	85.3%	87.4%	87.0%

* This is based on patients treated on this contract for their most recent course of treatment. Figures in italics indicate the base number of FP17s or Patient Questionnaire responses are less than 100. N/A is shown where the base number of responses is less than 10 during the period. % is calculated as Quantity/Base number*100

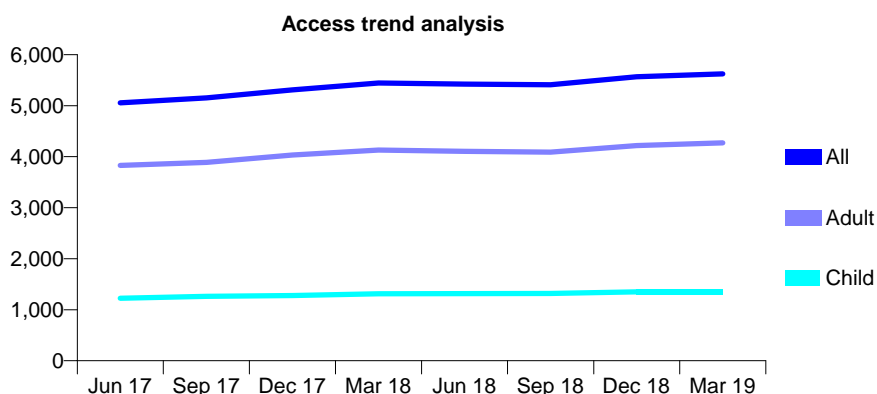
Q55 - Vital Signs At a Glance Contract Report for 119091/0002 - March 2019

Name or company name	TLC 4 Smiles Ashbourne LLP
Contract type name	PDS Contract
Purpose of contract	General
Contract start date	15/02/2010
Contract end date	14/02/2020

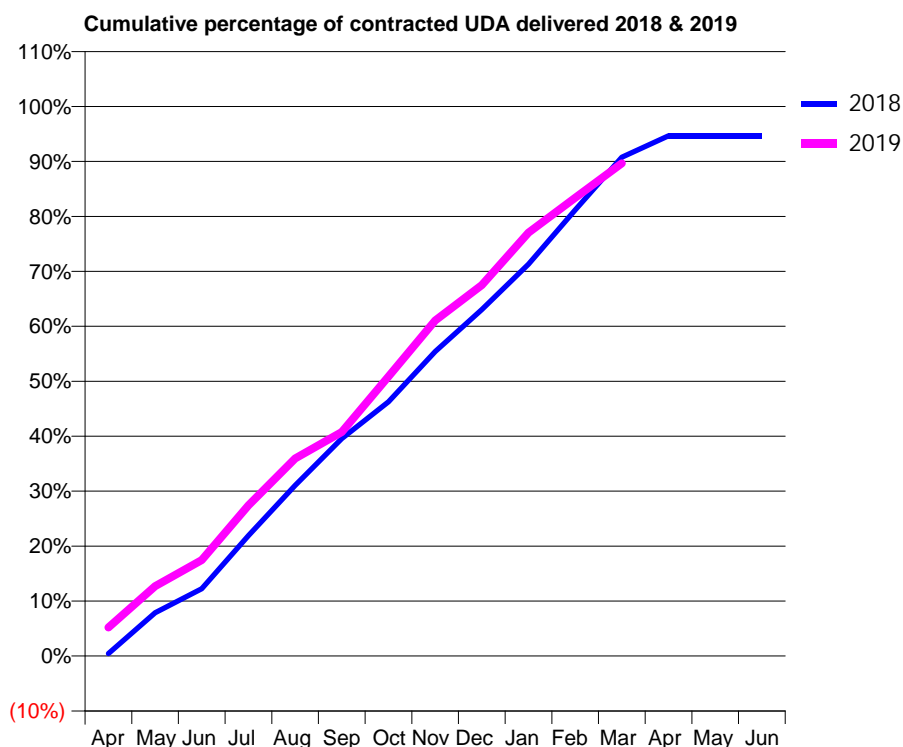
18/19 Contracted general activity (UDA)	14,674
Carry forward general activity (UDA)	0
18/19 Contracted orthodontic activity (UOA)	0
Carry forward orthodontic activity (UOA)	0
Baseline contract value	£491,895.95

ACCESS*

Patients seen in 24 months	Total	Change since previous quarter
Quarter ending March 2018	5,444	
Quarter ending June 2018	5,424	→
Quarter ending September 2018	5,410	→
Quarter ending December 2018	5,568	↑
Quarter ending March 2019	5,621	→
Variance since March 2018	3.3%	↑



ACTIVITY



Month	Adjusted Scheduled Activity (UDA)	
	2018	2019
April	66	763
May	1,155	1,863
June	1,795	2,562
July	3,216	4,024
August	4,556	5,277
September	5,804	5,980
October	6,790	7,466
November	8,130	8,960
December	9,250	9,906
January	10,465	11,305
February	11,914	12,236
March	13,321	13,156
April	13,890	
May	13,890	
June	13,890	

QUALITY

	Quantity	Base Number	Contract	AT	Region	England
% of FP17s for the same patient ID Re-attending within 3 months - Children	74	1,950	3.8%	10.0%	11.5%	11.8%
% of FP17s for the same patient ID Re-attending within 3 months - Adults	577	5,824	9.9%	14.2%	15.2%	15.7%
% of FP17s for the same patient ID Re-attending between 3 & 9 months - Children	1,348	1,950	69.1%	62.1%	60.2%	58.9%
% of FP17s for the same patient ID Re-attending between 3 & 9 months - Adults	3,553	5,824	61.0%	54.9%	51.8%	50.8%
% of FP17s for Band 1 Urgent Courses	395	7,516	5.3%	6.9%	8.1%	9.1%
% of FP17s Relating to Free Repair or Replacements	25	7,516	0.3%	0.8%	0.8%	0.8%
% of FP17s Relating to Continuations	85	7,516	1.1%	1.1%	0.9%	0.9%
% of Patients satisfied with the dentistry they have received	2	3	N/A	91.3%	92.7%	92.5%
% of Patients satisfied with the time they had to wait for an appointment	3	3	N/A	85.3%	87.4%	87.0%

* This is based on patients treated on this contract for their most recent course of treatment. Figures in italics indicate the base number of FP17s or Patient Questionnaire responses are less than 100. N/A is shown where the base number of responses is less than 10 during the period. % is calculated as Quantity/Base number*100

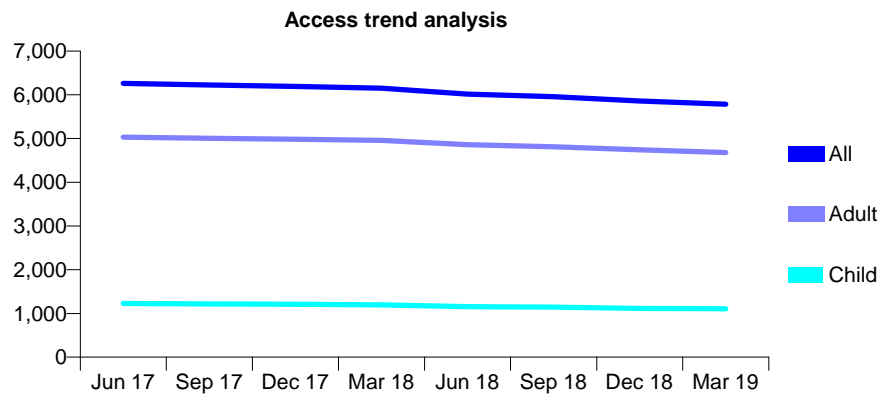
Q55 - Vital Signs At a Glance Contract Report for 119105/0001 - March 2019

Name or company name	THE PEAR TREE DENTAL CENTRE LIMIT
Contract type name	GDS Contract
Purpose of contract	General
Contract start date	01/09/2010
Contract end date	

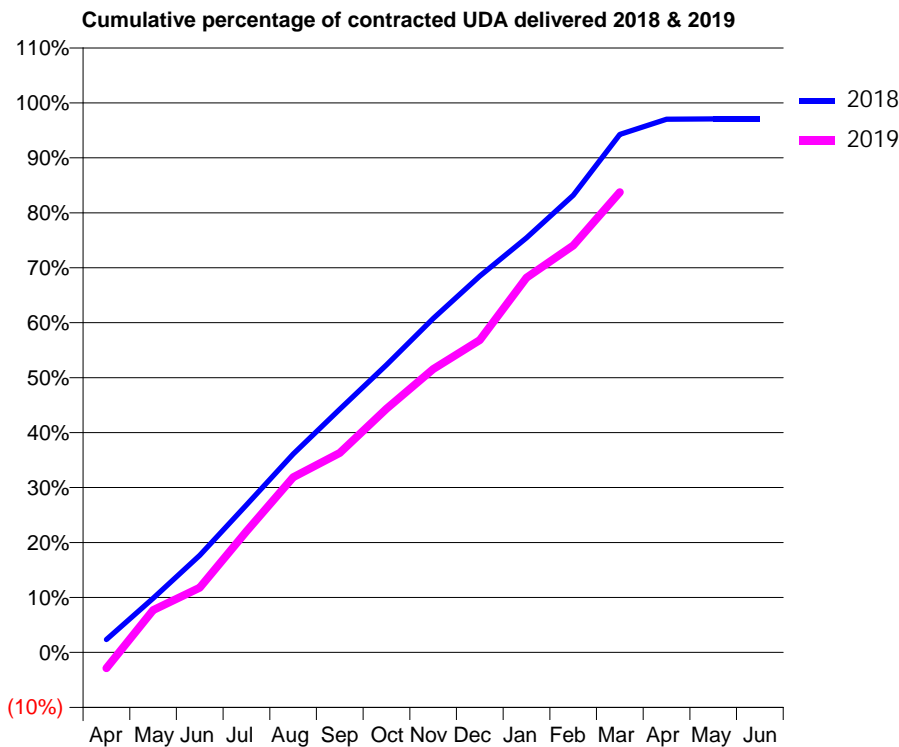
18/19 Contracted general activity (UDA)	16,518
Carry forward general activity (UDA)	480
18/19 Contracted orthodontic activity (UOA)	0
Carry forward orthodontic activity (UOA)	0
Baseline contract value	£413,566.36

ACCESS*

Patients seen in 24 months	Total	Change since previous quarter
Quarter ending March 2018	6,152	
Quarter ending June 2018	6,015	↓
Quarter ending September 2018	5,956	→
Quarter ending December 2018	5,857	↓
Quarter ending March 2019	5,784	↓
Variance since March 2018	(6.0%)	↓



ACTIVITY



Month	Adjusted Scheduled Activity (UDA)	
	2018	2019
April	388	-480
May	1,629	1,273
June	2,918	1,944
July	4,432	3,642
August	5,962	5,266
September	7,309	5,997
October	8,645	7,325
November	10,038	8,517
December	11,312	9,389
January	12,460	11,264
February	13,741	12,230
March	15,572	13,832
April	16,024	
May	16,038	
June	16,038	

QUALITY

	Quantity	Base Number	Contract	AT	Region	England
% of FP17s for the same patient ID Re-attending within 3 months - Children	66	1,773	3.7%	10.0%	11.5%	11.8%
% of FP17s for the same patient ID Re-attending within 3 months - Adults	935	7,844	11.9%	14.2%	15.2%	15.7%
% of FP17s for the same patient ID Re-attending between 3 & 9 months - Children	1,322	1,773	74.6%	62.1%	60.2%	58.9%
% of FP17s for the same patient ID Re-attending between 3 & 9 months - Adults	5,528	7,844	70.5%	54.9%	51.8%	50.8%
% of FP17s for Band 1 Urgent Courses	327	9,340	3.5%	6.9%	8.1%	9.1%
% of FP17s Relating to Free Repair or Replacements	77	9,340	0.8%	0.8%	0.8%	0.8%
% of FP17s Relating to Continuations	175	9,340	1.9%	1.1%	0.9%	0.9%
% of Patients satisfied with the dentistry they have received	2	2	N/A	91.3%	92.7%	92.5%
% of Patients satisfied with the time they had to wait for an appointment	2	2	N/A	85.3%	87.4%	87.0%

* This is based on patients treated on this contract for their most recent course of treatment. Figures in italics indicate the base number of FP17s or Patient Questionnaire responses are less than 100. N/A is shown where the base number of responses is less than 10 during the period. % is calculated as Quantity/Base number*100

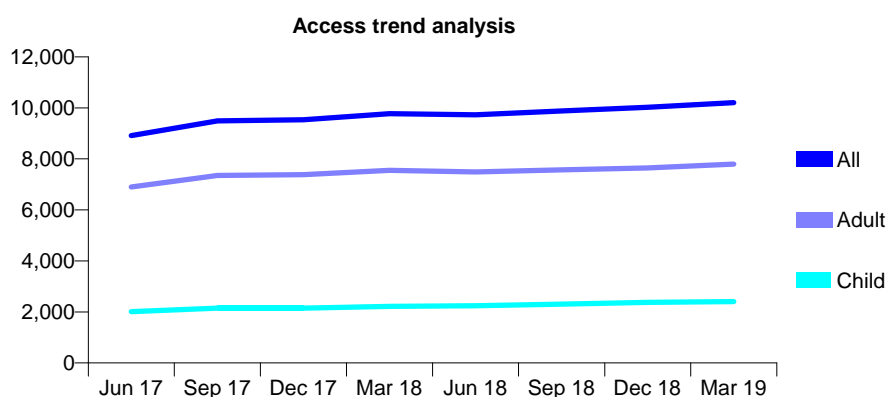
Q55 - Vital Signs At a Glance Contract Report for 120898/0001 - March 2019

Name or company name	Nationwide Healthcare Providers Ltd
Contract type name	GDS Contract
Purpose of contract	General
Contract start date	01/04/2015
Contract end date	

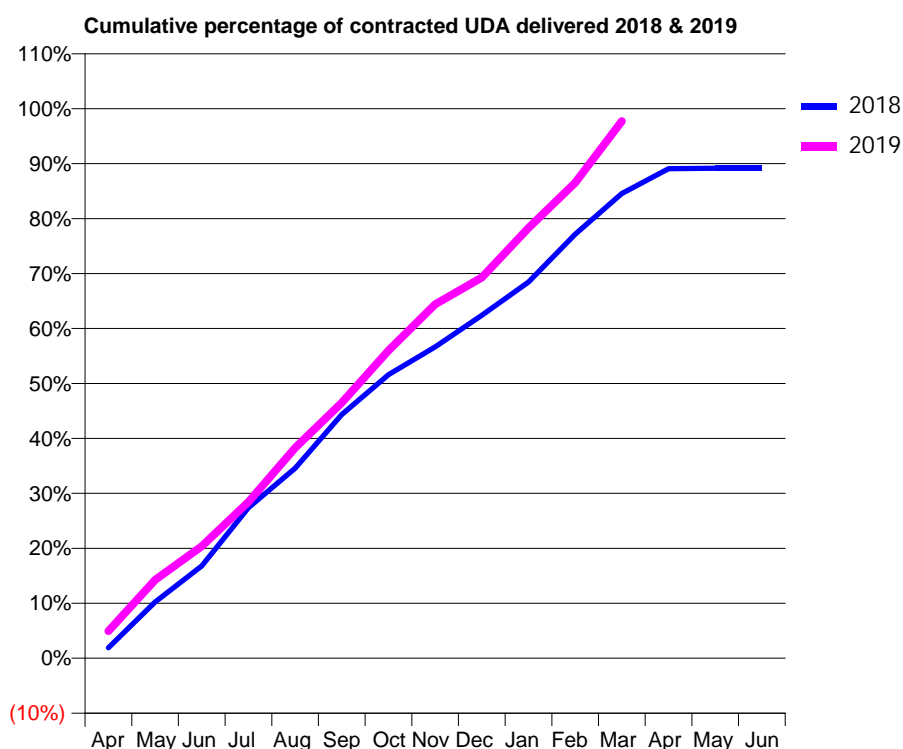
18/19 Contracted general activity (UDA)	27,708
Carry forward general activity (UDA)	0
18/19 Contracted orthodontic activity (UOA)	0
Carry forward orthodontic activity (UOA)	0
Baseline contract value	£559,857.65

ACCESS*

Patients seen in 24 months	Total	Change since previous quarter
Quarter ending March 2018	9,769	
Quarter ending June 2018	9,726	→
Quarter ending September 2018	9,878	→
Quarter ending December 2018	10,026	→
Quarter ending March 2019	10,205	→
Variance since March 2018	4.5%	↑



ACTIVITY



Month	Adjusted Scheduled Activity (UDA)	
	2018	2019
April	527	1,371
May	2,831	3,952
June	4,647	5,647
July	7,586	7,876
August	9,584	10,605
September	12,287	12,878
October	14,296	15,516
November	15,695	17,850
December	17,289	19,192
January	18,967	21,698
February	21,379	23,978
March	23,431	27,077
April	24,680	
May	24,702	
June	24,704	

QUALITY

	Quantity	Base Number	Contract	AT	Region	England
% of FP17s for the same patient ID Re-attending within 3 months - Children	233	3,401	6.9%	10.0%	11.5%	11.8%
% of FP17s for the same patient ID Re-attending within 3 months - Adults	1,274	10,149	12.6%	14.2%	15.2%	15.7%
% of FP17s for the same patient ID Re-attending between 3 & 9 months - Children	1,707	3,401	50.2%	62.1%	60.2%	58.9%
% of FP17s for the same patient ID Re-attending between 3 & 9 months - Adults	4,919	10,149	48.5%	54.9%	51.8%	50.8%
% of FP17s for Band 1 Urgent Courses	1,112	12,902	8.6%	6.9%	8.1%	9.1%
% of FP17s Relating to Free Repair or Replacements	25	12,902	0.2%	0.8%	0.8%	0.8%
% of FP17s Relating to Continuations	150	12,902	1.2%	1.1%	0.9%	0.9%
% of Patients satisfied with the dentistry they have received	7	7	N/A	91.3%	92.7%	92.5%
% of Patients satisfied with the time they had to wait for an appointment	7	7	N/A	85.3%	87.4%	87.0%

* This is based on patients treated on this contract for their most recent course of treatment. Figures in italics indicate the base number of FP17s or Patient Questionnaire responses are less than 100. N/A is shown where the base number of responses is less than 10 during the period. % is calculated as Quantity/Base number*100

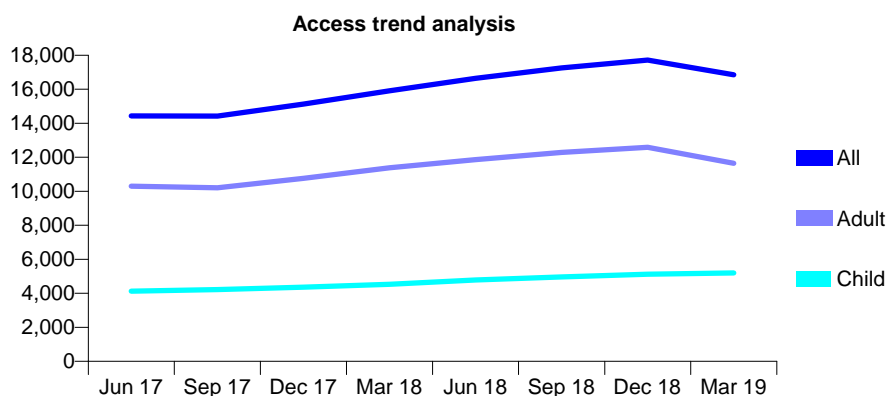
Q55 - Vital Signs At a Glance Contract Report for 120898/0002 - March 2019

Name or company name	Nationwide Healthcare Providers Ltd
Contract type name	GDS Contract
Purpose of contract	General
Contract start date	01/06/2015
Contract end date	

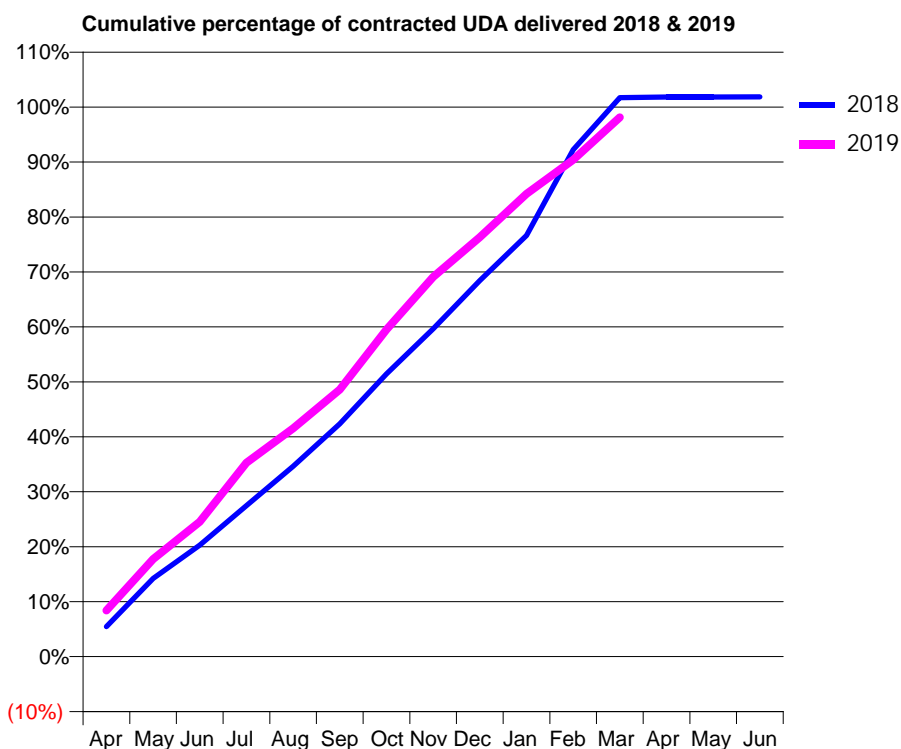
18/19 Contracted general activity (UDA)	41,898
Carry forward general activity (UDA)	-686
18/19 Contracted orthodontic activity (UOA)	0
Carry forward orthodontic activity (UOA)	0
Baseline contract value	£973,706.21

ACCESS*

Patients seen in 24 months	Total	Change since previous quarter
Quarter ending March 2018	15,907	
Quarter ending June 2018	16,649	↑
Quarter ending September 2018	17,255	↑
Quarter ending December 2018	17,719	↑
Quarter ending March 2019	16,848	↓
Variance since March 2018	5.9%	↑



ACTIVITY



Month	Adjusted Scheduled Activity (UDA)	
	2018	2019
April	2,020	3,528
May	5,250	7,434
June	7,491	10,287
July	10,143	14,783
August	12,778	17,401
September	15,627	20,365
October	18,980	24,935
November	22,015	28,948
December	25,242	31,974
January	28,280	35,287
February	34,041	37,879
March	37,529	41,107
April	37,563	
May	37,571	
June	37,584	

QUALITY

	Quantity	Base Number	Contract	AT	Region	England
% of FP17s for the same patient ID Re-attending within 3 months - Children	465	6,602	7.0%	10.0%	11.5%	11.8%
% of FP17s for the same patient ID Re-attending within 3 months - Adults	1,444	11,038	13.1%	14.2%	15.2%	15.7%
% of FP17s for the same patient ID Re-attending between 3 & 9 months - Children	3,356	6,602	50.8%	62.1%	60.2%	58.9%
% of FP17s for the same patient ID Re-attending between 3 & 9 months - Adults	3,962	11,038	35.9%	54.9%	51.8%	50.8%
% of FP17s for Band 1 Urgent Courses	1,468	17,647	8.3%	6.9%	8.1%	9.1%
% of FP17s Relating to Free Repair or Replacements	42	17,647	0.2%	0.8%	0.8%	0.8%
% of FP17s Relating to Continuations	320	17,647	1.8%	1.1%	0.9%	0.9%
% of Patients satisfied with the dentistry they have received	4	6	N/A	91.3%	92.7%	92.5%
% of Patients satisfied with the time they had to wait for an appointment	4	6	N/A	85.3%	87.4%	87.0%

* This is based on patients treated on this contract for their most recent course of treatment. Figures in italics indicate the base number of FP17s or Patient Questionnaire responses are less than 100. N/A is shown where the base number of responses is less than 10 during the period. % is calculated as Quantity/Base number*100

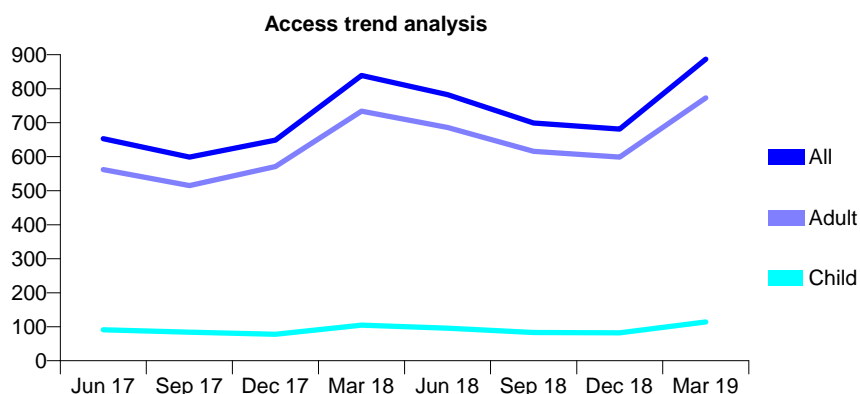
Q55 - Vital Signs At a Glance Contract Report for 121908/0002 - March 2019

Name or company name	Forest Road and Cherry Orchard Mount
Contract type name	GDS Contract
Purpose of contract	General
Contract start date	18/09/2012
Contract end date	

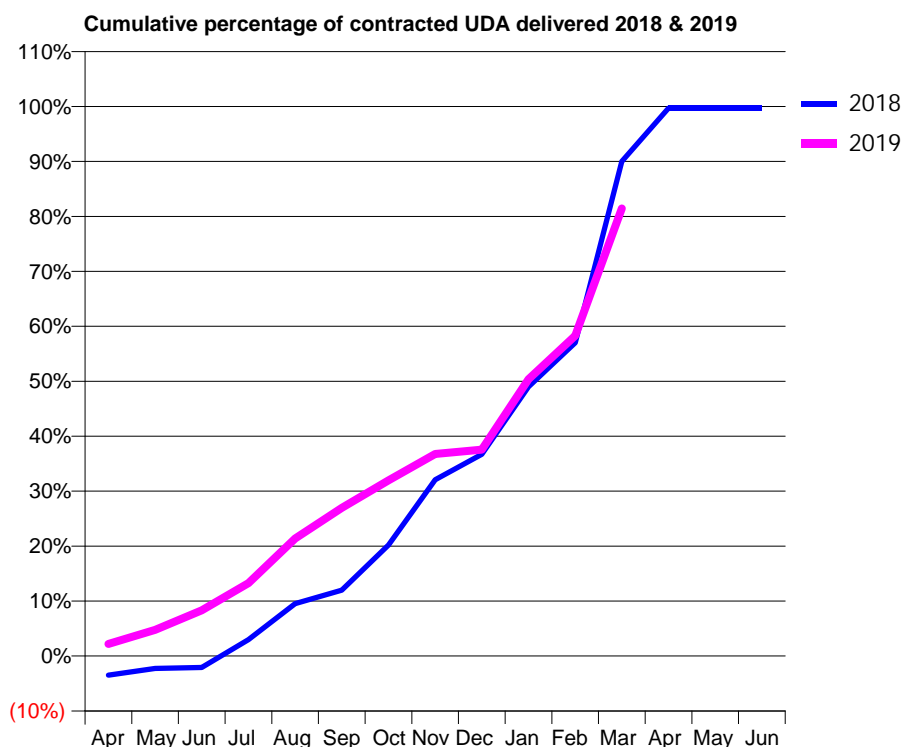
18/19 Contracted general activity (UDA)	3,955
Carry forward general activity (UDA)	-87
18/19 Contracted orthodontic activity (UOA)	0
Carry forward orthodontic activity (UOA)	0
Baseline contract value	£104,371.47

ACCESS*

Patients seen in 24 months	Total	Change since previous quarter
Quarter ending March 2018	839	
Quarter ending June 2018	782	↓
Quarter ending September 2018	699	↓
Quarter ending December 2018	681	↓
Quarter ending March 2019	887	↑
Variance since March 2018	5.7%	↑



ACTIVITY



Month	Adjusted Scheduled Activity (UDA)	
	2018	2019
April	-139	87
May	-89	188
June	-83	329
July	119	524
August	378	846
September	475	1,066
October	799	1,264
November	1,269	1,455
December	1,452	1,486
January	1,938	1,992
February	2,255	2,306
March	3,559	3,221
April	3,943	
May	3,943	
June	3,943	

QUALITY

	Quantity	Base Number	Contract	AT	Region	England
% of FP17s for the same patient ID Re-attending within 3 months - Children	2	110	1.8%	10.0%	11.5%	11.8%
% of FP17s for the same patient ID Re-attending within 3 months - Adults	73	723	10.1%	14.2%	15.2%	15.7%
% of FP17s for the same patient ID Re-attending between 3 & 9 months - Children	38	110	34.5%	62.1%	60.2%	58.9%
% of FP17s for the same patient ID Re-attending between 3 & 9 months - Adults	264	723	36.5%	54.9%	51.8%	50.8%
% of FP17s for Band 1 Urgent Courses	46	756	6.1%	6.9%	8.1%	9.1%
% of FP17s Relating to Free Repair or Replacements	5	756	0.7%	0.8%	0.8%	0.8%
% of FP17s Relating to Continuations	5	756	0.7%	1.1%	0.9%	0.9%
% of Patients satisfied with the dentistry they have received	0	0	N/A	91.3%	92.7%	92.5%
% of Patients satisfied with the time they had to wait for an appointment	0	0	N/A	85.3%	87.4%	87.0%

* This is based on patients treated on this contract for their most recent course of treatment. Figures in italics indicate the base number of FP17s or Patient Questionnaire responses are less than 100. N/A is shown where the base number of responses is less than 10 during the period. % is calculated as Quantity/Base number*100

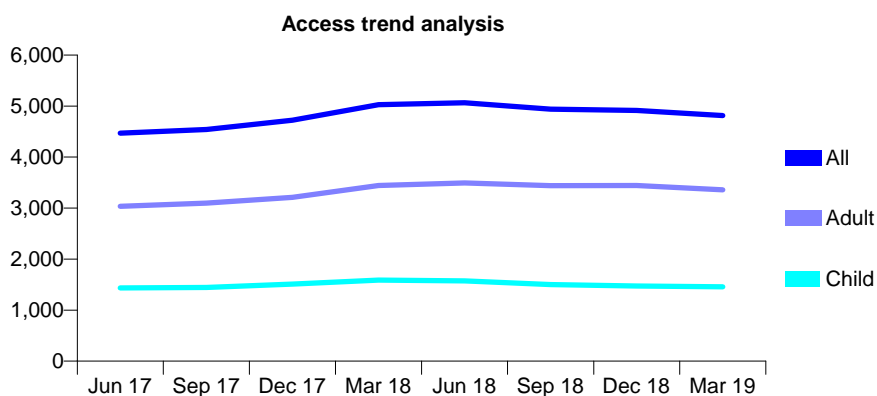
Q55 - Vital Signs At a Glance Contract Report for 124788/0002 - March 2019

Name or company name	Laxsh Ltd
Contract type name	GDS Contract
Purpose of contract	General
Contract start date	23/02/2009
Contract end date	

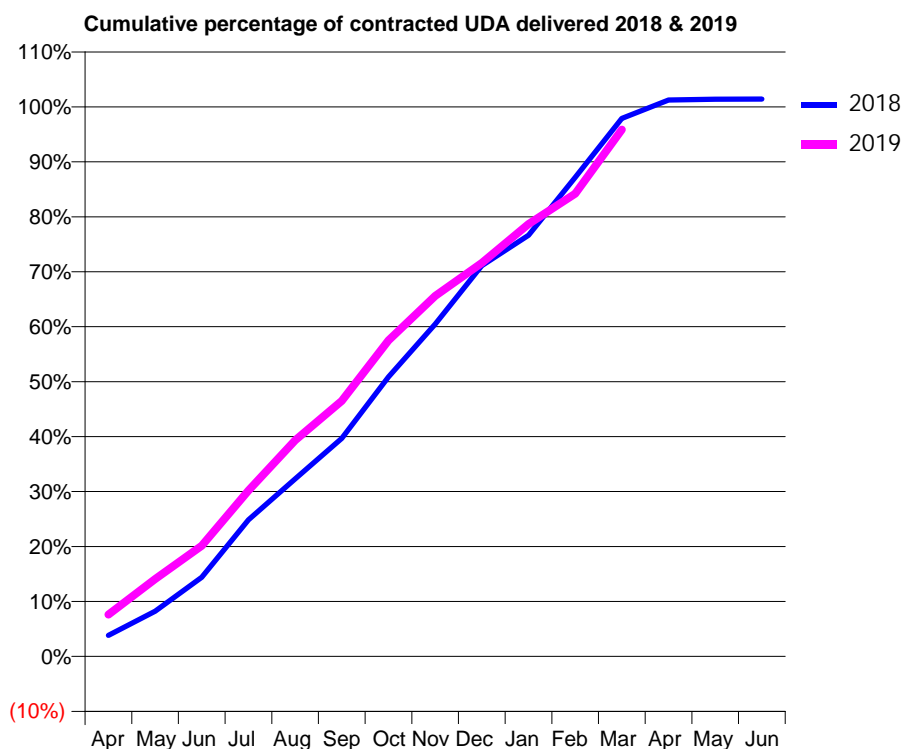
18/19 Contracted general activity (UDA)	14,000
Carry forward general activity (UDA)	-200
18/19 Contracted orthodontic activity (UOA)	0
Carry forward orthodontic activity (UOA)	0
Baseline contract value	£326,337.95

ACCESS*

Patients seen in 24 months	Total	Change since previous quarter
Quarter ending March 2018	5,030	
Quarter ending June 2018	5,065	→
Quarter ending September 2018	4,941	↓
Quarter ending December 2018	4,915	→
Quarter ending March 2019	4,814	↓
Variance since March 2018	(4.3%)	↓



ACTIVITY



Month	Adjusted Scheduled Activity (UDA)	
	2018	2019
April	537	1,065
May	1,152	1,971
June	2,015	2,822
July	3,481	4,229
August	4,524	5,504
September	5,557	6,510
October	7,121	8,050
November	8,464	9,186
December	9,955	10,024
January	10,726	11,016
February	12,204	11,792
March	13,702	13,421
April	14,172	
May	14,194	
June	14,200	

QUALITY

	Quantity	Base Number	Contract	AT	Region	England
% of FP17s for the same patient ID Re-attending within 3 months - Children	153	2,159	7.1%	10.0%	11.5%	11.8%
% of FP17s for the same patient ID Re-attending within 3 months - Adults	689	4,986	13.8%	14.2%	15.2%	15.7%
% of FP17s for the same patient ID Re-attending between 3 & 9 months - Children	1,476	2,159	68.4%	62.1%	60.2%	58.9%
% of FP17s for the same patient ID Re-attending between 3 & 9 months - Adults	3,181	4,986	63.8%	54.9%	51.8%	50.8%
% of FP17s for Band 1 Urgent Courses	438	6,915	6.3%	6.9%	8.1%	9.1%
% of FP17s Relating to Free Repair or Replacements	18	6,915	0.3%	0.8%	0.8%	0.8%
% of FP17s Relating to Continuations	95	6,915	1.4%	1.1%	0.9%	0.9%
% of Patients satisfied with the dentistry they have received	0	0	N/A	91.3%	92.7%	92.5%
% of Patients satisfied with the time they had to wait for an appointment	0	0	N/A	85.3%	87.4%	87.0%

* This is based on patients treated on this contract for their most recent course of treatment.

Figures in italics indicate the base number of FP17s or Patient Questionnaire responses are less than 100. N/A is shown where the base number of responses is less than 10 during the period. % is calculated as Quantity/Base number*100

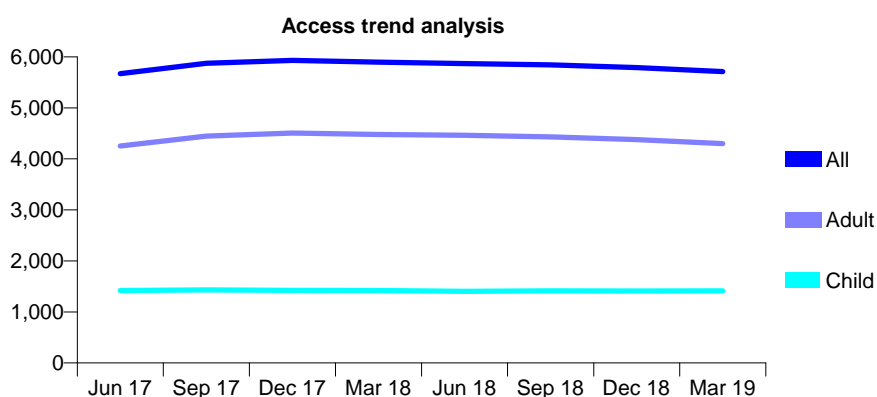
Q55 - Vital Signs At a Glance Contract Report for 124931/0001 - March 2019

Name or company name	Goyt Valley Medical & Dental Practice
Contract type name	GDS Contract
Purpose of contract	General
Contract start date	01/04/2008
Contract end date	

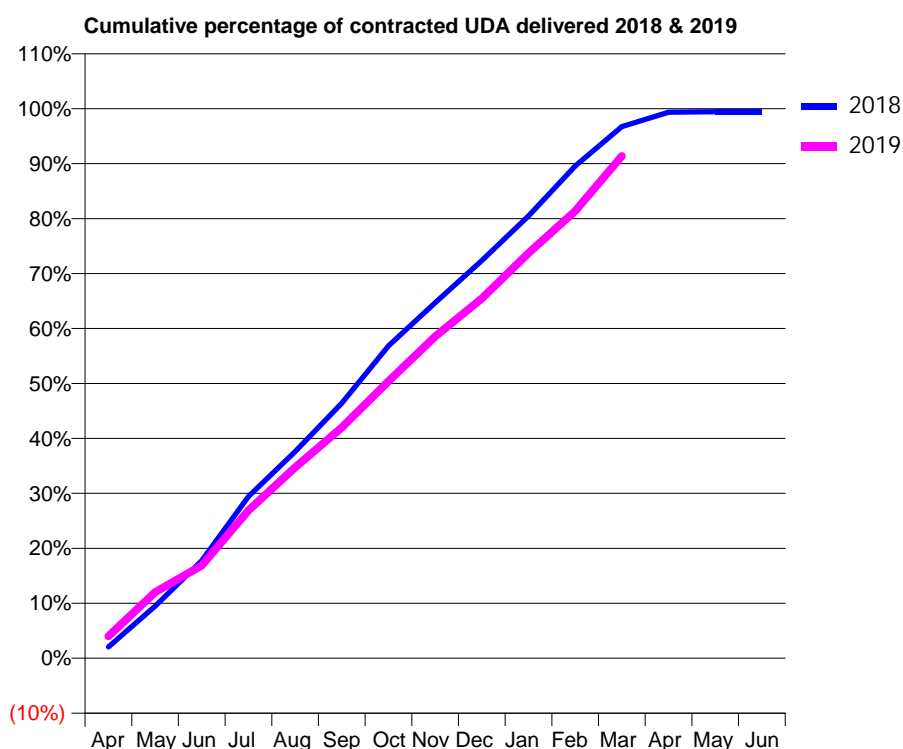
18/19 Contracted general activity (UDA)	19,370
Carry forward general activity (UDA)	111
18/19 Contracted orthodontic activity (UOA)	0
Carry forward orthodontic activity (UOA)	0
Baseline contract value	£627,933.85

ACCESS*

Patients seen in 24 months	Total	Change since previous quarter
Quarter ending March 2018	5,897	
Quarter ending June 2018	5,868	→
Quarter ending September 2018	5,845	→
Quarter ending December 2018	5,789	→
Quarter ending March 2019	5,712	↓
Variance since March 2018	(3.1%)	↓



ACTIVITY



Month	2018	2019
April	397	779
May	1,834	2,328
June	3,439	3,270
July	5,699	5,212
August	7,282	6,728
September	8,991	8,129
October	11,010	9,761
November	12,531	11,338
December	14,017	12,679
January	15,591	14,276
February	17,349	15,761
March	18,736	17,700
April	19,246	
May	19,259	
June	19,259	

QUALITY

	Quantity	Base Number	Contract	AT	Region	England
% of FP17s for the same patient ID Re-attending within 3 months - Children	147	2,421	6.1%	10.0%	11.5%	11.8%
% of FP17s for the same patient ID Re-attending within 3 months - Adults	1,156	7,367	15.7%	14.2%	15.2%	15.7%
% of FP17s for the same patient ID Re-attending between 3 & 9 months - Children	1,711	2,421	70.7%	62.1%	60.2%	58.9%
% of FP17s for the same patient ID Re-attending between 3 & 9 months - Adults	4,731	7,367	64.2%	54.9%	51.8%	50.8%
% of FP17s for Band 1 Urgent Courses	682	9,518	7.2%	6.9%	8.1%	9.1%
% of FP17s Relating to Free Repair or Replacements	113	9,518	1.2%	0.8%	0.8%	0.8%
% of FP17s Relating to Continuations	111	9,518	1.2%	1.1%	0.9%	0.9%
% of Patients satisfied with the dentistry they have received	4	4	N/A	91.3%	92.7%	92.5%
% of Patients satisfied with the time they had to wait for an appointment	4	4	N/A	85.3%	87.4%	87.0%

* This is based on patients treated on this contract for their most recent course of treatment.

Figures in italics indicate the base number of FP17s or Patient Questionnaire responses are less than 100. N/A is shown where the base number of responses is less than 10 during the period. % is calculated as Quantity/Base number*100

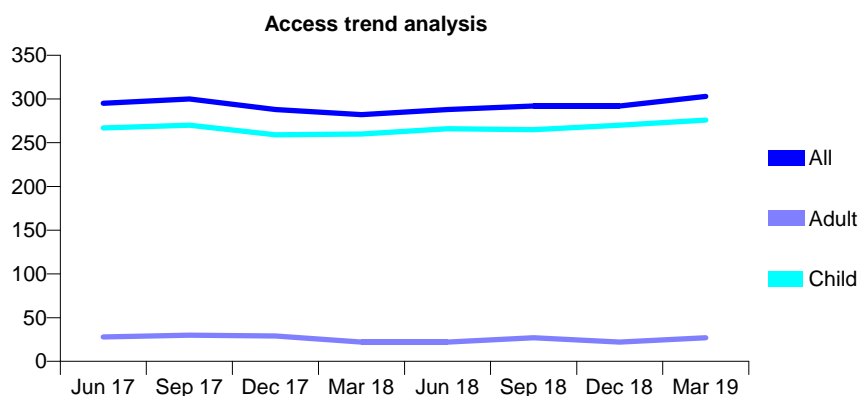
Q55 - Vital Signs At a Glance Contract Report for 125563/0001 - March 2019

Name or company name	S Goodwin Limited`
Contract type name	GDS Contract
Purpose of contract	General
Contract start date	01/10/2008
Contract end date	

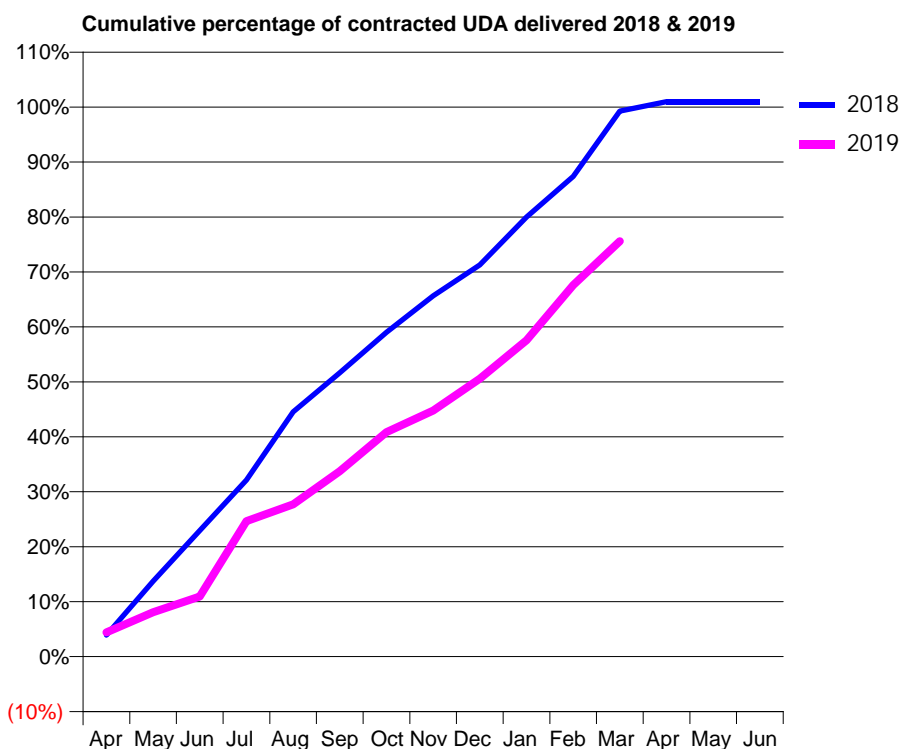
18/19 Contracted general activity (UDA)	815
Carry forward general activity (UDA)	-8
18/19 Contracted orthodontic activity (UOA)	0
Carry forward orthodontic activity (UOA)	0
Baseline contract value	£26,261.85

ACCESS*

Patients seen in 24 months	Total	Change since previous quarter
Quarter ending March 2018	282	
Quarter ending June 2018	288	↑
Quarter ending September 2018	292	→
Quarter ending December 2018	292	→
Quarter ending March 2019	303	↑
Variance since March 2018	7.4%	↑



ACTIVITY



Month	Adjusted Scheduled Activity (UDA)	
	2018	2019
April	32	36
May	112	66
June	187	89
July	262	201
August	363	226
September	421	275
October	481	333
November	535	365
December	581	412
January	652	469
February	712	551
March	809	616
April	823	
May	823	
June	823	

QUALITY

	Quantity	Base Number	Contract	AT	Region	England
% of FP17s for the same patient ID Re-attending within 3 months - Children	53	450	11.8%	10.0%	11.5%	11.8%
% of FP17s for the same patient ID Re-attending within 3 months - Adults	0	0	N/A	14.2%	15.2%	15.7%
% of FP17s for the same patient ID Re-attending between 3 & 9 months - Children	288	450	64.0%	62.1%	60.2%	58.9%
% of FP17s for the same patient ID Re-attending between 3 & 9 months - Adults	0	0	N/A	54.9%	51.8%	50.8%
% of FP17s for Band 1 Urgent Courses	0	440	0.0%	6.9%	8.1%	9.1%
% of FP17s Relating to Free Repair or Replacements	0	440	0.0%	0.8%	0.8%	0.8%
% of FP17s Relating to Continuations	0	440	0.0%	1.1%	0.9%	0.9%
% of Patients satisfied with the dentistry they have received	0	0	N/A	91.3%	92.7%	92.5%
% of Patients satisfied with the time they had to wait for an appointment	0	0	N/A	85.3%	87.4%	87.0%

* This is based on patients treated on this contract for their most recent course of treatment. Figures in italics indicate the base number of FP17s or Patient Questionnaire responses are less than 100. N/A is shown where the base number of responses is less than 10 during the period. % is calculated as Quantity/Base number*100

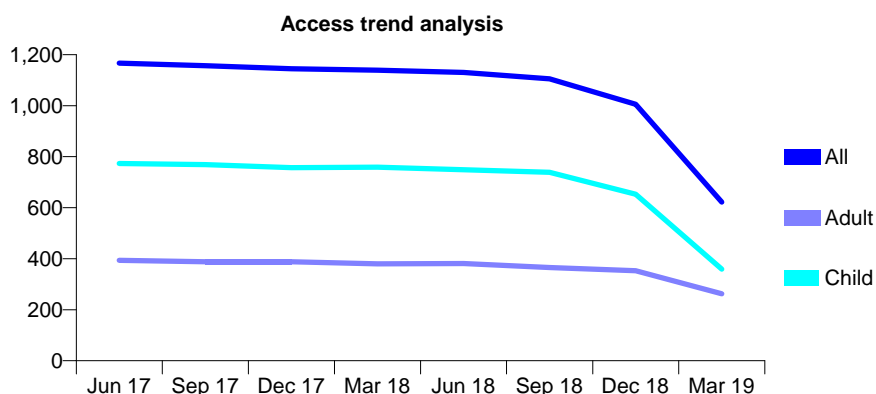
Q55 - Vital Signs At a Glance Contract Report for 125725/0001 - March 2019

Name or company name	D A Bradley Ltd
Contract type name	GDS Contract
Purpose of contract	General
Contract start date	01/09/2008
Contract end date	30/11/2018

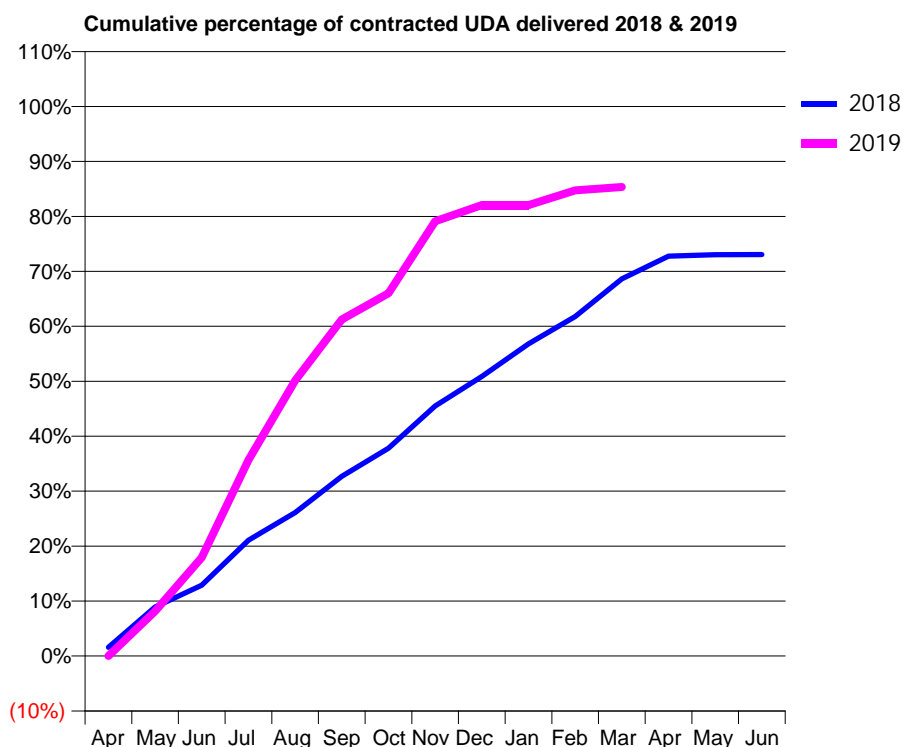
18/19 Contracted general activity (UDA)	2,467
Carry forward general activity (UDA)	0
18/19 Contracted orthodontic activity (UOA)	0
Carry forward orthodontic activity (UOA)	0
Baseline contract value	£67,903.79

ACCESS*

Patients seen in 24 months	Total	Change since previous quarter
Quarter ending March 2018	1,139	
Quarter ending June 2018	1,130	→
Quarter ending September 2018	1,105	↓
Quarter ending December 2018	1,006	↓
Quarter ending March 2019	622	↓
Variance since March 2018	(45.4%)	↓



ACTIVITY



Month	Adjusted Scheduled Activity (UDA)	
	2018	2019
April	59	0
May	331	201
June	477	442
July	780	880
August	966	1,237
September	1,210	1,511
October	1,399	1,628
November	1,684	1,952
December	1,882	2,024
January	2,102	2,024
February	2,287	2,090
March	2,540	2,105
April	2,692	
May	2,702	
June	2,703	

QUALITY

	Quantity	Base Number	Contract	AT	Region	England
% of FP17s for the same patient ID Re-attending within 3 months - Children	49	776	6.3%	10.0%	11.5%	11.8%
% of FP17s for the same patient ID Re-attending within 3 months - Adults	29	286	10.1%	14.2%	15.2%	15.7%
% of FP17s for the same patient ID Re-attending between 3 & 9 months - Children	463	776	59.7%	62.1%	60.2%	58.9%
% of FP17s for the same patient ID Re-attending between 3 & 9 months - Adults	152	286	53.1%	54.9%	51.8%	50.8%
% of FP17s for Band 1 Urgent Courses	13	979	1.3%	6.9%	8.1%	9.1%
% of FP17s Relating to Free Repair or Replacements	1	979	0.1%	0.8%	0.8%	0.8%
% of FP17s Relating to Continuations	13	979	1.3%	1.1%	0.9%	0.9%
% of Patients satisfied with the dentistry they have received	0	0	N/A	91.3%	92.7%	92.5%
% of Patients satisfied with the time they had to wait for an appointment	0	0	N/A	85.3%	87.4%	87.0%

* This is based on patients treated on this contract for their most recent course of treatment. Figures in italics indicate the base number of FP17s or Patient Questionnaire responses are less than 100. N/A is shown where the base number of responses is less than 10 during the period. % is calculated as Quantity/Base number*100

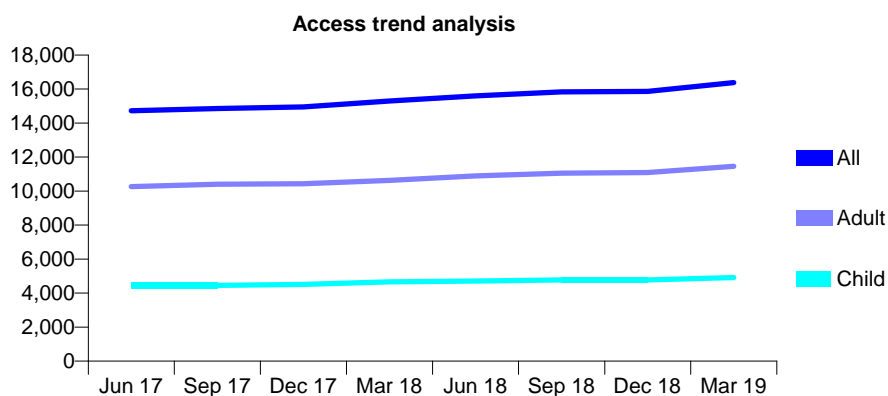
Q55 - Vital Signs At a Glance Contract Report for 126667/0001 - March 2019

Name or company name	Nationwide Healthcare - Normanton Road F
Contract type name	GDS Contract
Purpose of contract	General
Contract start date	17/02/2009
Contract end date	

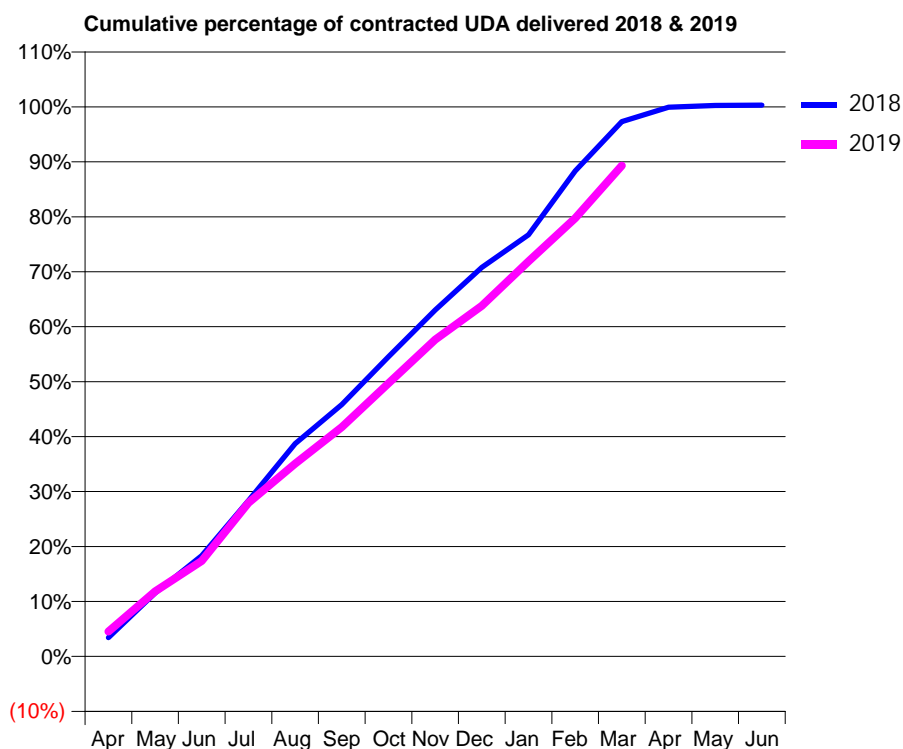
18/19 Contracted general activity (UDA)	48,218
Carry forward general activity (UDA)	-125
18/19 Contracted orthodontic activity (UOA)	0
Carry forward orthodontic activity (UOA)	0
Baseline contract value	£1,189,427.69

ACCESS*

Patients seen in 24 months	Total	Change since previous quarter
Quarter ending March 2018	15,297	
Quarter ending June 2018	15,605	↑
Quarter ending September 2018	15,828	→
Quarter ending December 2018	15,866	→
Quarter ending March 2019	16,381	↑
Variance since March 2018	7.1%	↑



ACTIVITY



Month	Adjusted Scheduled Activity (UDA)	
	2018	2019
April	1,384	2,182
May	4,643	5,718
June	7,373	8,383
July	11,407	13,478
August	15,571	16,910
September	18,428	20,122
October	21,930	23,970
November	25,355	27,793
December	28,468	30,753
January	30,852	34,665
February	35,527	38,452
March	39,141	43,048
April	40,198	
May	40,320	
June	40,343	

QUALITY

	Quantity	Base Number	Contract	AT	Region	England
% of FP17s for the same patient ID Re-attending within 3 months - Children	523	6,987	7.5%	10.0%	11.5%	11.8%
% of FP17s for the same patient ID Re-attending within 3 months - Adults	1,349	12,740	10.6%	14.2%	15.2%	15.7%
% of FP17s for the same patient ID Re-attending between 3 & 9 months - Children	3,747	6,987	53.6%	62.1%	60.2%	58.9%
% of FP17s for the same patient ID Re-attending between 3 & 9 months - Adults	4,758	12,740	37.3%	54.9%	51.8%	50.8%
% of FP17s for Band 1 Urgent Courses	1,287	19,191	6.7%	6.9%	8.1%	9.1%
% of FP17s Relating to Free Repair or Replacements	67	19,191	0.3%	0.8%	0.8%	0.8%
% of FP17s Relating to Continuations	269	19,191	1.4%	1.1%	0.9%	0.9%
% of Patients satisfied with the dentistry they have received	5	7	N/A	91.3%	92.7%	92.5%
% of Patients satisfied with the time they had to wait for an appointment	5	7	N/A	85.3%	87.4%	87.0%

* This is based on patients treated on this contract for their most recent course of treatment.

Figures in italics indicate the base number of FP17s or Patient Questionnaire responses are less than 100. N/A is shown where the base number of responses is less than 10 during the period. % is calculated as Quantity/Base number*100

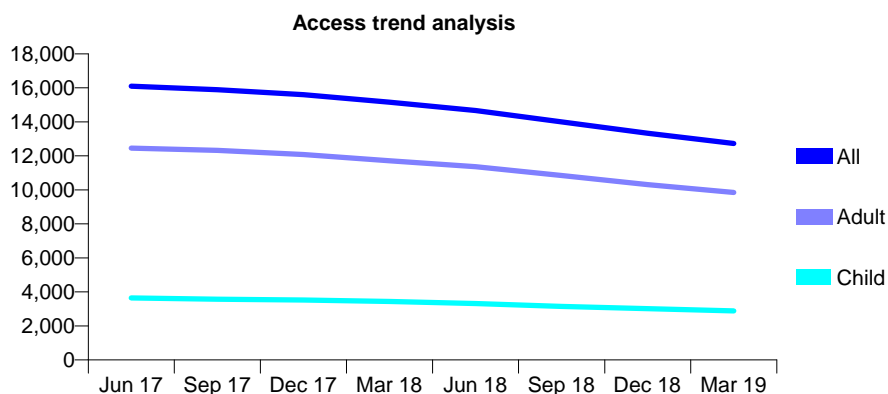
Q55 - Vital Signs At a Glance Contract Report for 127000/0001 - March 2019

Name or company name	Petrie Tucker & Partners Ltd
Contract type name	GDS Contract
Purpose of contract	General
Contract start date	01/04/2012
Contract end date	

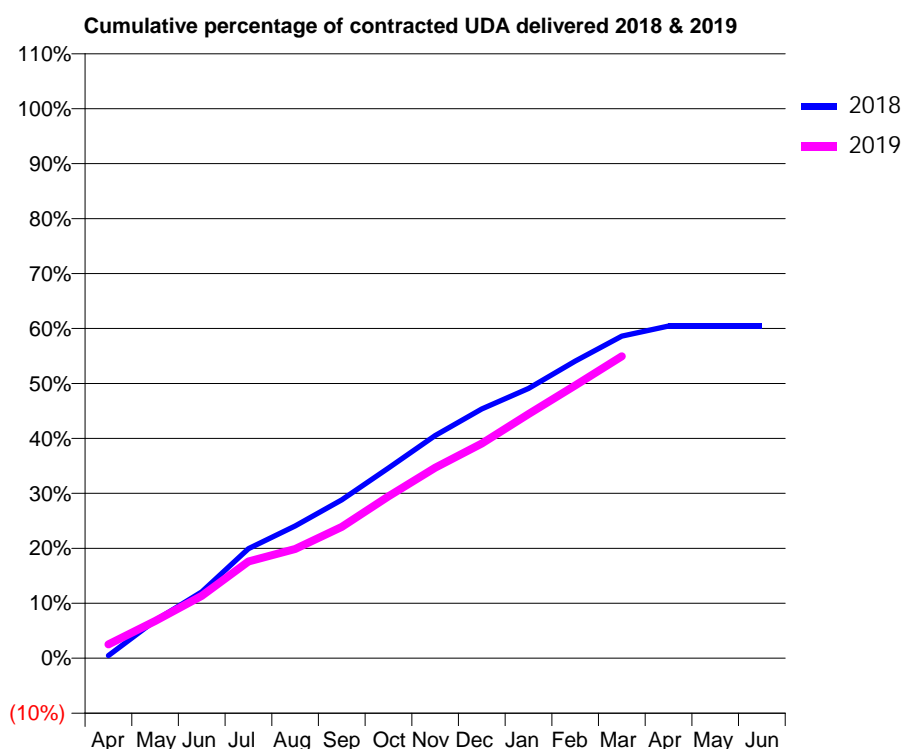
18/19 Contracted general activity (UDA)	50,324
Carry forward general activity (UDA)	0
18/19 Contracted orthodontic activity (UOA)	0
Carry forward orthodontic activity (UOA)	0
Baseline contract value	£1,206,320.64

ACCESS*

Patients seen in 24 months	Total	Change since previous quarter
Quarter ending March 2018	15,153	
Quarter ending June 2018	14,668	↓
Quarter ending September 2018	13,995	↓
Quarter ending December 2018	13,328	↓
Quarter ending March 2019	12,732	↓
Variance since March 2018	(16.0%)	↓



ACTIVITY



Month	2018	2019
April	265	1,270
May	3,582	3,418
June	6,313	5,710
July	10,426	8,863
August	12,591	10,010
September	15,078	12,017
October	18,113	14,835
November	21,203	17,447
December	23,733	19,670
January	25,678	22,358
February	28,293	24,981
March	30,666	27,643
April	31,625	
May	31,624	
June	31,623	

QUALITY

	Quantity	Base Number	Contract	AT	Region	England
% of FP17s for the same patient ID Re-attending within 3 months - Children	187	3,301	5.7%	10.0%	11.5%	11.8%
% of FP17s for the same patient ID Re-attending within 3 months - Adults	1,190	10,769	11.1%	14.2%	15.2%	15.7%
% of FP17s for the same patient ID Re-attending between 3 & 9 months - Children	1,297	3,301	39.3%	62.1%	60.2%	58.9%
% of FP17s for the same patient ID Re-attending between 3 & 9 months - Adults	4,320	10,769	40.1%	54.9%	51.8%	50.8%
% of FP17s for Band 1 Urgent Courses	665	13,640	4.9%	6.9%	8.1%	9.1%
% of FP17s Relating to Free Repair or Replacements	95	13,640	0.7%	0.8%	0.8%	0.8%
% of FP17s Relating to Continuations	338	13,640	2.5%	1.1%	0.9%	0.9%
% of Patients satisfied with the dentistry they have received	3	4	N/A	91.3%	92.7%	92.5%
% of Patients satisfied with the time they had to wait for an appointment	3	4	N/A	85.3%	87.4%	87.0%

* This is based on patients treated on this contract for their most recent course of treatment.

Figures in italics indicate the base number of FP17s or Patient Questionnaire responses are less than 100. N/A is shown where the base number of responses is less than 10 during the period. % is calculated as Quantity/Base number*100

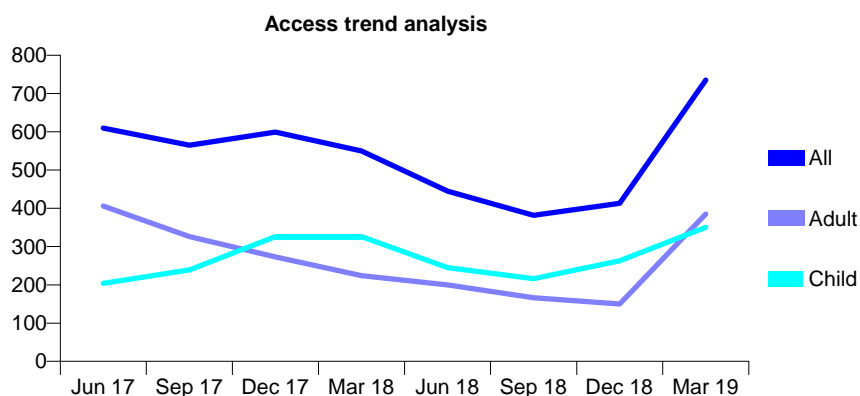
Q55 - Vital Signs At a Glance Contract Report for 128597/0001 - March 2019

Name or company name	Creswell Dental Limited
Contract type name	GDS Contract
Purpose of contract	General
Contract start date	01/07/2013
Contract end date	

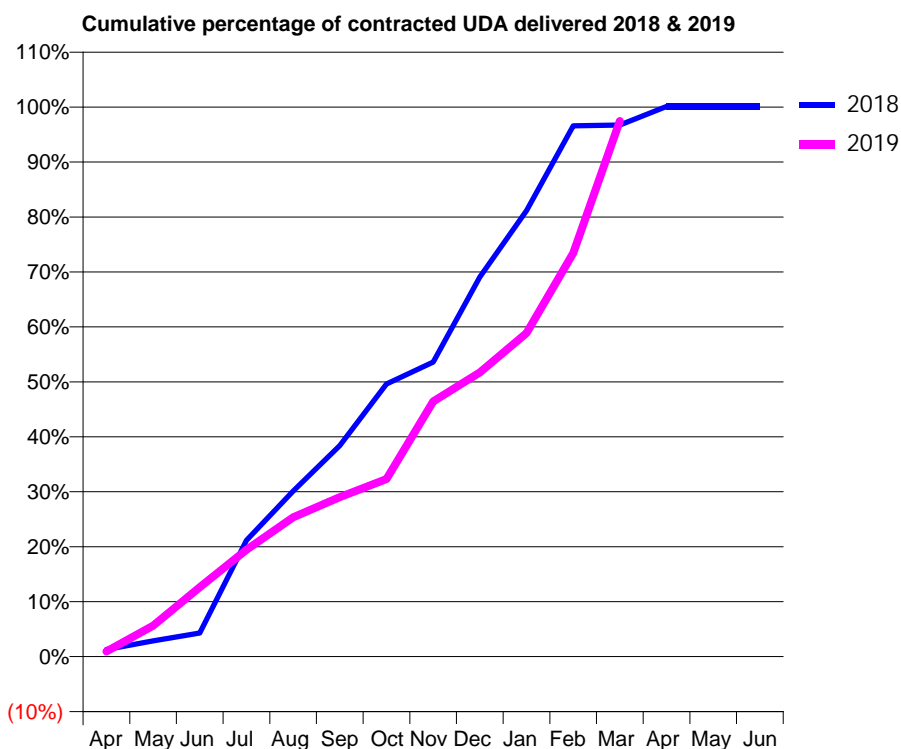
18/19 Contracted general activity (UDA)	1,760
Carry forward general activity (UDA)	0
18/19 Contracted orthodontic activity (UOA)	0
Carry forward orthodontic activity (UOA)	0
Baseline contract value	£48,615.10

ACCESS*

Patients seen in 24 months	Total	Change since previous quarter
Quarter ending March 2018	550	
Quarter ending June 2018	445	↓
Quarter ending September 2018	382	↓
Quarter ending December 2018	413	↑
Quarter ending March 2019	735	↑
Variance since March 2018	33.6%	↑



ACTIVITY



Month	Adjusted Scheduled Activity (UDA)	
	2018	2019
April	23	17
May	51	99
June	76	222
July	373	342
August	530	446
September	676	511
October	873	569
November	943	817
December	1,215	910
January	1,428	1,036
February	1,700	1,292
March	1,702	1,715
April	1,762	
May	1,762	
June	1,762	

QUALITY

	Quantity	Base Number	Contract	AT	Region	England
% of FP17s for the same patient ID Re-attending within 3 months - Children	15	500	3.0%	10.0%	11.5%	11.8%
% of FP17s for the same patient ID Re-attending within 3 months - Adults	35	581	6.0%	14.2%	15.2%	15.7%
% of FP17s for the same patient ID Re-attending between 3 & 9 months - Children	83	500	16.6%	62.1%	60.2%	58.9%
% of FP17s for the same patient ID Re-attending between 3 & 9 months - Adults	42	581	7.2%	54.9%	51.8%	50.8%
% of FP17s for Band 1 Urgent Courses	245	1,045	23.4%	6.9%	8.1%	9.1%
% of FP17s Relating to Free Repair or Replacements	0	1,045	0.0%	0.8%	0.8%	0.8%
% of FP17s Relating to Continuations	11	1,045	1.1%	1.1%	0.9%	0.9%
% of Patients satisfied with the dentistry they have received	2	2	N/A	91.3%	92.7%	92.5%
% of Patients satisfied with the time they had to wait for an appointment	2	2	N/A	85.3%	87.4%	87.0%

* This is based on patients treated on this contract for their most recent course of treatment. Figures in italics indicate the base number of FP17s or Patient Questionnaire responses are less than 100. N/A is shown where the base number of responses is less than 10 during the period. % is calculated as Quantity/Base number*100

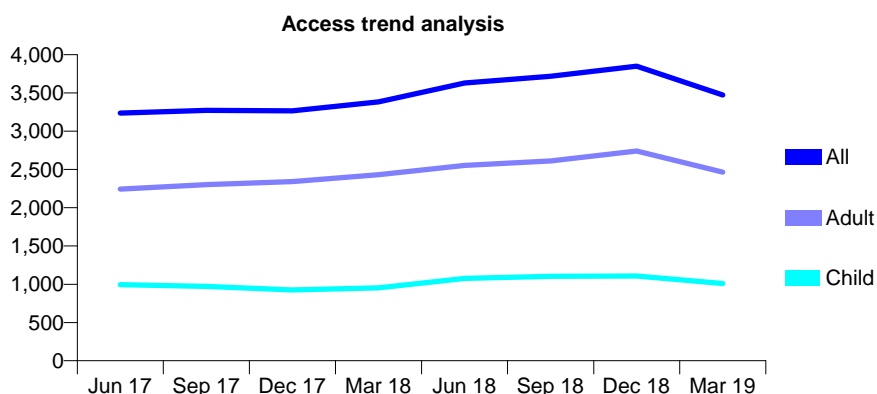
Q55 - Vital Signs At a Glance Contract Report for 128597/0002 - March 2019

Name or company name	Creswell Dental Limited
Contract type name	GDS Contract
Purpose of contract	General
Contract start date	01/07/2013
Contract end date	

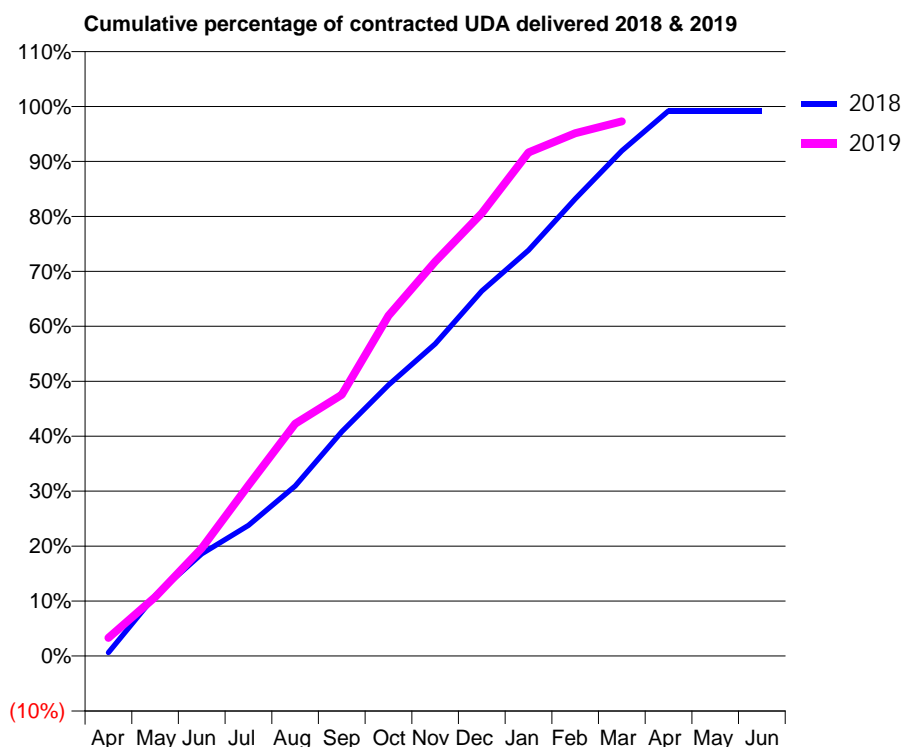
18/19 Contracted general activity (UDA)	10,000
Carry forward general activity (UDA)	79
18/19 Contracted orthodontic activity (UOA)	0
Carry forward orthodontic activity (UOA)	0
Baseline contract value	£386,839.69

ACCESS*

Patients seen in 24 months	Total	Change since previous quarter
Quarter ending March 2018	3,384	
Quarter ending June 2018	3,629	↑
Quarter ending September 2018	3,716	↑
Quarter ending December 2018	3,849	↑
Quarter ending March 2019	3,473	↓
Variance since March 2018	2.6%	↑



ACTIVITY



Month	Adjusted Scheduled Activity (UDA)	
	2018	2019
April	61	332
May	1,101	1,074
June	1,861	1,963
July	2,377	3,108
August	3,094	4,227
September	4,080	4,755
October	4,933	6,194
November	5,679	7,176
December	6,641	8,054
January	7,384	9,164
February	8,321	9,512
March	9,192	9,728
April	9,921	
May	9,919	
June	9,919	

QUALITY

	Quantity	Base Number	Contract	AT	Region	England
% of FP17s for the same patient ID Re-attending within 3 months - Children	86	1,596	5.4%	10.0%	11.5%	11.8%
% of FP17s for the same patient ID Re-attending within 3 months - Adults	381	3,599	10.6%	14.2%	15.2%	15.7%
% of FP17s for the same patient ID Re-attending between 3 & 9 months - Children	813	1,596	50.9%	62.1%	60.2%	58.9%
% of FP17s for the same patient ID Re-attending between 3 & 9 months - Adults	1,973	3,599	54.8%	54.9%	51.8%	50.8%
% of FP17s for Band 1 Urgent Courses	50	4,835	1.0%	6.9%	8.1%	9.1%
% of FP17s Relating to Free Repair or Replacements	50	4,835	1.0%	0.8%	0.8%	0.8%
% of FP17s Relating to Continuations	144	4,835	3.0%	1.1%	0.9%	0.9%
% of Patients satisfied with the dentistry they have received	1	1	N/A	91.3%	92.7%	92.5%
% of Patients satisfied with the time they had to wait for an appointment	1	1	N/A	85.3%	87.4%	87.0%

* This is based on patients treated on this contract for their most recent course of treatment. Figures in italics indicate the base number of FP17s or Patient Questionnaire responses are less than 100. N/A is shown where the base number of responses is less than 10 during the period. % is calculated as Quantity/Base number*100

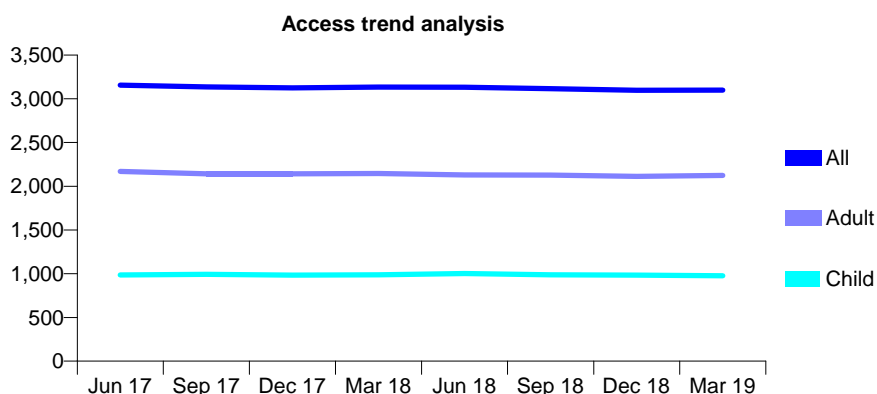
Q55 - Vital Signs At a Glance Contract Report for 131806/0001 - March 2019

Name or company name	Wollaton Dental Care
Contract type name	GDS Contract
Purpose of contract	General
Contract start date	01/04/2006
Contract end date	

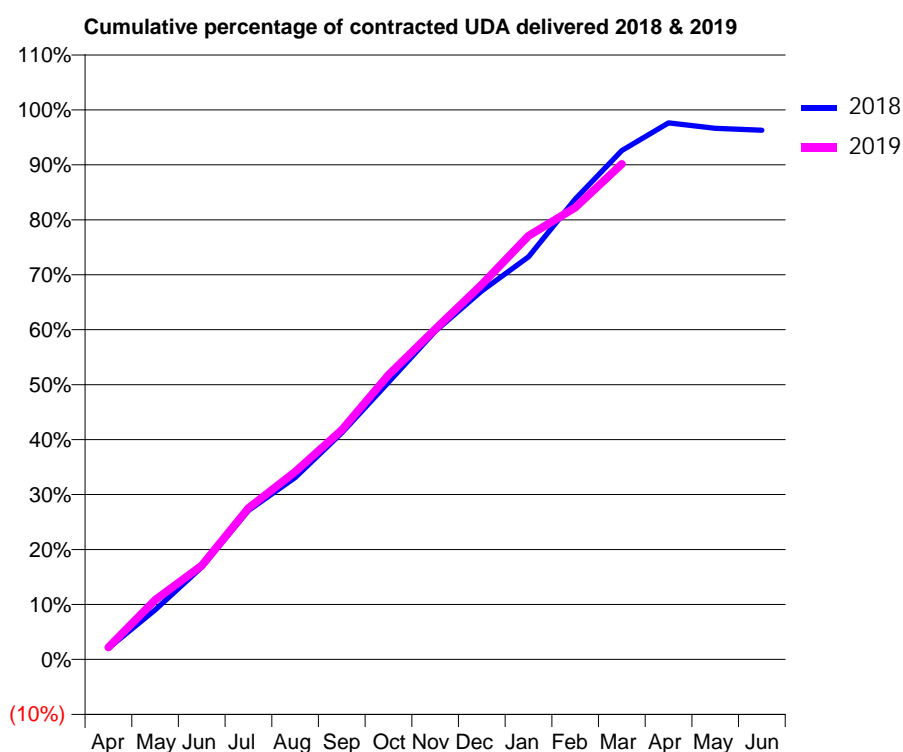
18/19 Contracted general activity (UDA)	9,356
Carry forward general activity (UDA)	345
18/19 Contracted orthodontic activity (UOA)	0
Carry forward orthodontic activity (UOA)	0
Baseline contract value	£216,128.07

ACCESS*

Patients seen in 24 months	Total	Change since previous quarter
Quarter ending March 2018	3,135	
Quarter ending June 2018	3,132	→
Quarter ending September 2018	3,115	→
Quarter ending December 2018	3,098	→
Quarter ending March 2019	3,100	→
Variance since March 2018	(1.1%)	↓



ACTIVITY



Month	2018	2019
April	192	205
May	843	1,012
June	1,573	1,600
July	2,534	2,575
August	3,095	3,195
September	3,857	3,906
October	4,716	4,843
November	5,587	5,623
December	6,274	6,383
January	6,853	7,211
February	7,839	7,694
March	8,664	8,434
April	9,136	
May	9,042	
June	9,011	

QUALITY

	Quantity	Base Number	Contract	AT	Region	England
% of FP17s for the same patient ID Re-attending within 3 months - Children	143	1,647	8.7%	10.0%	11.5%	11.8%
% of FP17s for the same patient ID Re-attending within 3 months - Adults	547	3,297	16.6%	14.2%	15.2%	15.7%
% of FP17s for the same patient ID Re-attending between 3 & 9 months - Children	1,065	1,647	64.7%	62.1%	60.2%	58.9%
% of FP17s for the same patient ID Re-attending between 3 & 9 months - Adults	1,935	3,297	58.7%	54.9%	51.8%	50.8%
% of FP17s for Band 1 Urgent Courses	226	4,753	4.8%	6.9%	8.1%	9.1%
% of FP17s Relating to Free Repair or Replacements	27	4,753	0.6%	0.8%	0.8%	0.8%
% of FP17s Relating to Continuations	121	4,753	2.5%	1.1%	0.9%	0.9%
% of Patients satisfied with the dentistry they have received	1	1	N/A	91.3%	92.7%	92.5%
% of Patients satisfied with the time they had to wait for an appointment	1	1	N/A	85.3%	87.4%	87.0%

* This is based on patients treated on this contract for their most recent course of treatment. Figures in italics indicate the base number of FP17s or Patient Questionnaire responses are less than 100. N/A is shown where the base number of responses is less than 10 during the period. % is calculated as Quantity/Base number*100

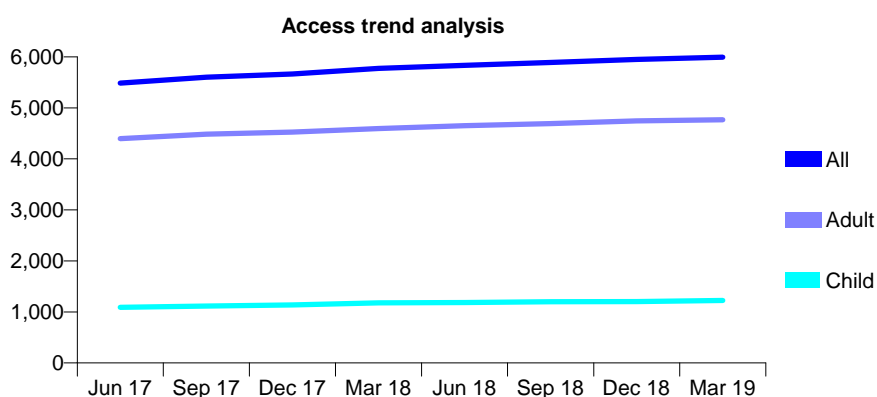
Q55 - Vital Signs At a Glance Contract Report for 131997/0001 - March 2019

Name or company name	Treeline Dental Care
Contract type name	GDS Contract
Purpose of contract	General
Contract start date	01/08/2010
Contract end date	

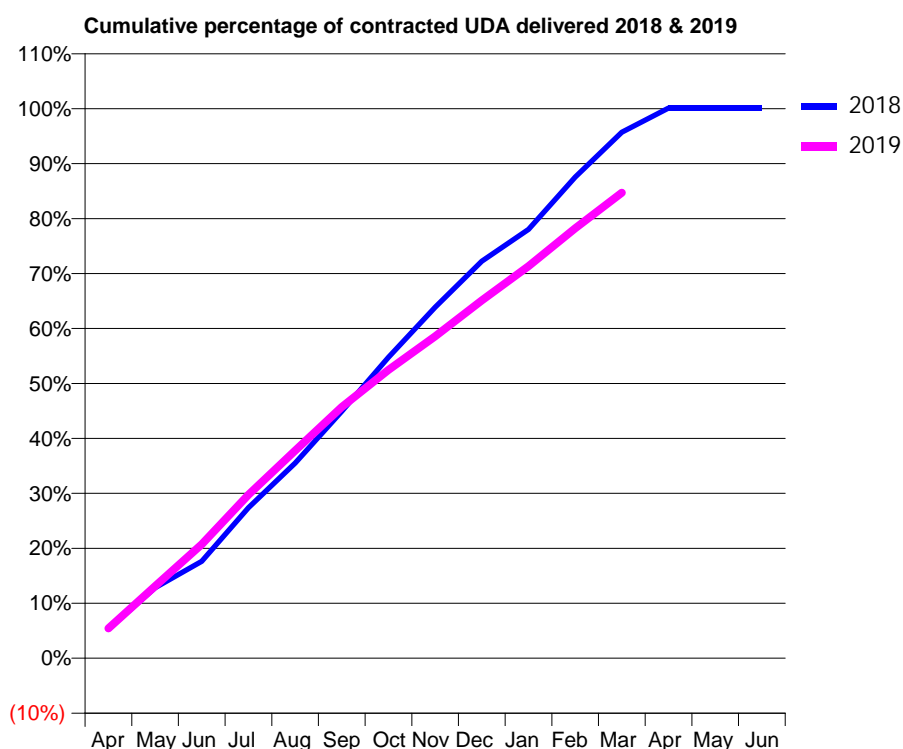
18/19 Contracted general activity (UDA)	15,556
Carry forward general activity (UDA)	-18
18/19 Contracted orthodontic activity (UOA)	0
Carry forward orthodontic activity (UOA)	0
Baseline contract value	£378,470.78

ACCESS*

Patients seen in 24 months	Total	Change since previous quarter
Quarter ending March 2018	5,773	
Quarter ending June 2018	5,834	→
Quarter ending September 2018	5,890	→
Quarter ending December 2018	5,949	→
Quarter ending March 2019	5,993	→
Variance since March 2018	3.8%	↑



ACTIVITY



Month	Adjusted Scheduled Activity (UDA)	
	2018	2019
April	780	848
May	1,867	2,041
June	2,565	3,224
July	3,985	4,626
August	5,171	5,879
September	6,540	7,110
October	7,972	8,159
November	9,299	9,116
December	10,513	10,128
January	11,358	11,096
February	12,745	12,172
March	13,930	13,178
April	14,574	
May	14,574	
June	14,574	

QUALITY

	Quantity	Base Number	Contract	AT	Region	England
% of FP17s for the same patient ID Re-attending within 3 months - Children	87	1,821	4.8%	10.0%	11.5%	11.8%
% of FP17s for the same patient ID Re-attending within 3 months - Adults	741	6,374	11.6%	14.2%	15.2%	15.7%
% of FP17s for the same patient ID Re-attending between 3 & 9 months - Children	1,134	1,821	62.3%	62.1%	60.2%	58.9%
% of FP17s for the same patient ID Re-attending between 3 & 9 months - Adults	3,607	6,374	56.6%	54.9%	51.8%	50.8%
% of FP17s for Band 1 Urgent Courses	298	7,299	4.1%	6.9%	8.1%	9.1%
% of FP17s Relating to Free Repair or Replacements	72	7,299	1.0%	0.8%	0.8%	0.8%
% of FP17s Relating to Continuations	121	7,299	1.7%	1.1%	0.9%	0.9%
% of Patients satisfied with the dentistry they have received	4	4	N/A	91.3%	92.7%	92.5%
% of Patients satisfied with the time they had to wait for an appointment	3	4	N/A	85.3%	87.4%	87.0%

* This is based on patients treated on this contract for their most recent course of treatment. Figures in italics indicate the base number of FP17s or Patient Questionnaire responses are less than 100. N/A is shown where the base number of responses is less than 10 during the period. % is calculated as Quantity/Base number*100

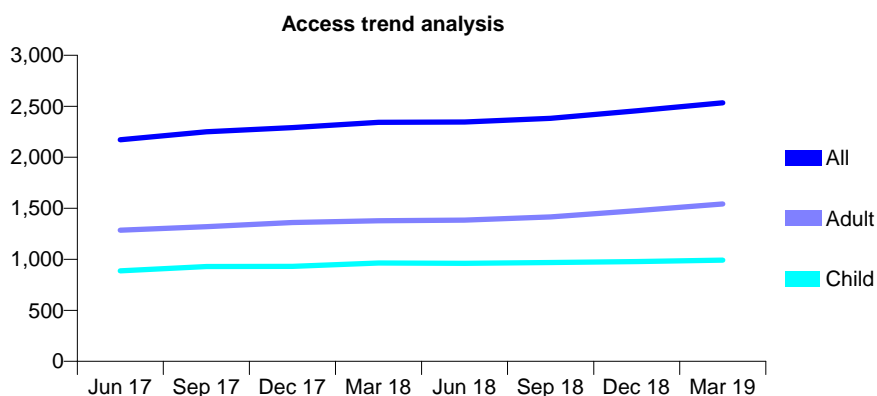
Q55 - Vital Signs At a Glance Contract Report for 133477/0001 - March 2019

Name or company name	Eckington One Partnership
Contract type name	GDS Contract
Purpose of contract	General
Contract start date	01/02/2016
Contract end date	

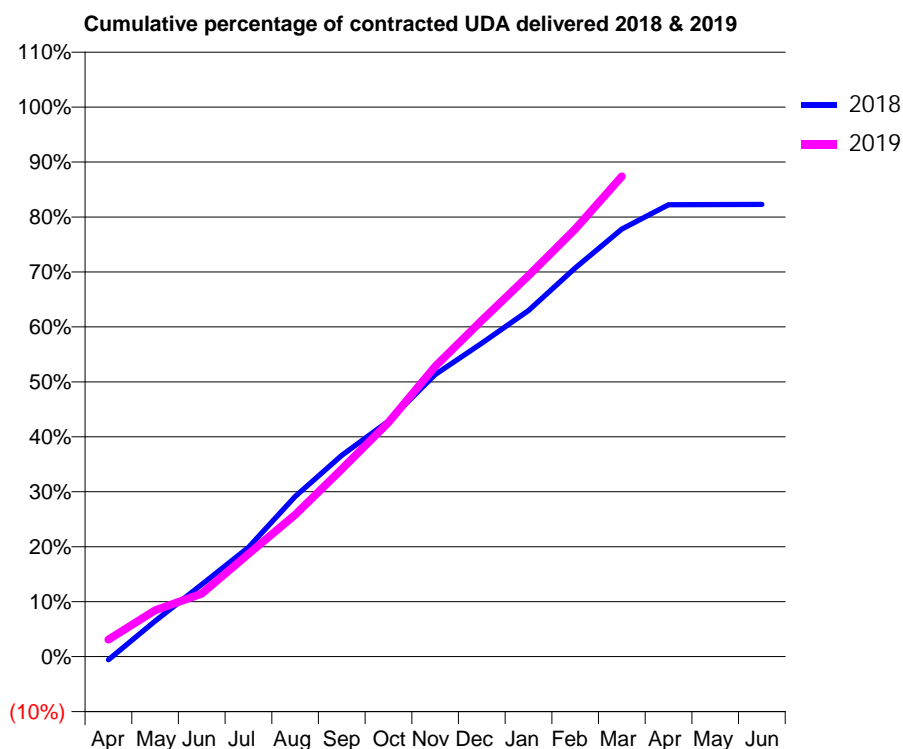
18/19 Contracted general activity (UDA)	7,300
Carry forward general activity (UDA)	0
18/19 Contracted orthodontic activity (UOA)	0
Carry forward orthodontic activity (UOA)	0
Baseline contract value	£174,530.38

ACCESS*

Patients seen in 24 months	Total	Change since previous quarter
Quarter ending March 2018	2,343	
Quarter ending June 2018	2,346	→
Quarter ending September 2018	2,383	→
Quarter ending December 2018	2,455	↑
Quarter ending March 2019	2,534	↑
Variance since March 2018	8.2%	↑



ACTIVITY



Month	Adjusted Scheduled Activity (UDA)	
	2018	2019
April	-43	225
May	473	615
June	957	837
July	1,451	1,365
August	2,126	1,886
September	2,674	2,492
October	3,129	3,111
November	3,748	3,855
December	4,165	4,466
January	4,598	5,061
February	5,163	5,678
March	5,679	6,379
April	6,003	
May	6,004	
June	6,006	

QUALITY

	Quantity	Base Number	Contract	AT	Region	England
% of FP17s for the same patient ID Re-attending within 3 months - Children	222	1,744	12.7%	10.0%	11.5%	11.8%
% of FP17s for the same patient ID Re-attending within 3 months - Adults	333	2,246	14.8%	14.2%	15.2%	15.7%
% of FP17s for the same patient ID Re-attending between 3 & 9 months - Children	1,120	1,744	64.2%	62.1%	60.2%	58.9%
% of FP17s for the same patient ID Re-attending between 3 & 9 months - Adults	1,277	2,246	56.9%	54.9%	51.8%	50.8%
% of FP17s for Band 1 Urgent Courses	237	3,741	6.3%	6.9%	8.1%	9.1%
% of FP17s Relating to Free Repair or Replacements	29	3,741	0.8%	0.8%	0.8%	0.8%
% of FP17s Relating to Continuations	13	3,741	0.3%	1.1%	0.9%	0.9%
% of Patients satisfied with the dentistry they have received	2	2	N/A	91.3%	92.7%	92.5%
% of Patients satisfied with the time they had to wait for an appointment	2	2	N/A	85.3%	87.4%	87.0%

* This is based on patients treated on this contract for their most recent course of treatment. Figures in italics indicate the base number of FP17s or Patient Questionnaire responses are less than 100. N/A is shown where the base number of responses is less than 10 during the period. % is calculated as Quantity/Base number*100

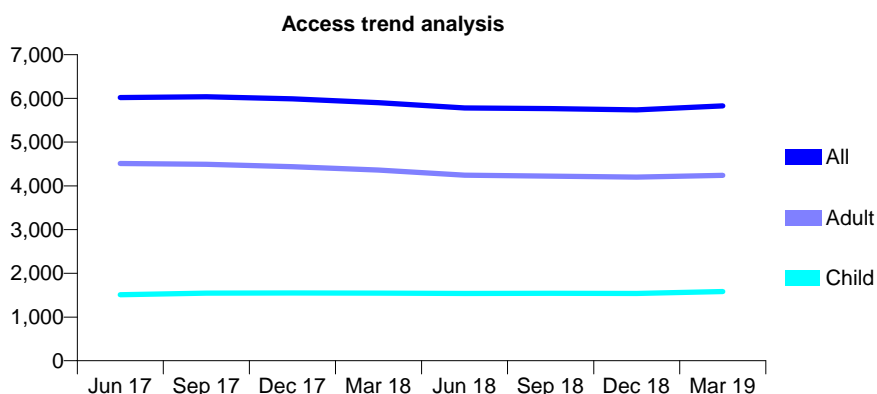
Q55 - Vital Signs At a Glance Contract Report for 134406/0001 - March 2019

Name or company name	Ice Surgeries Limited
Contract type name	GDS Contract
Purpose of contract	General
Contract start date	01/09/2009
Contract end date	

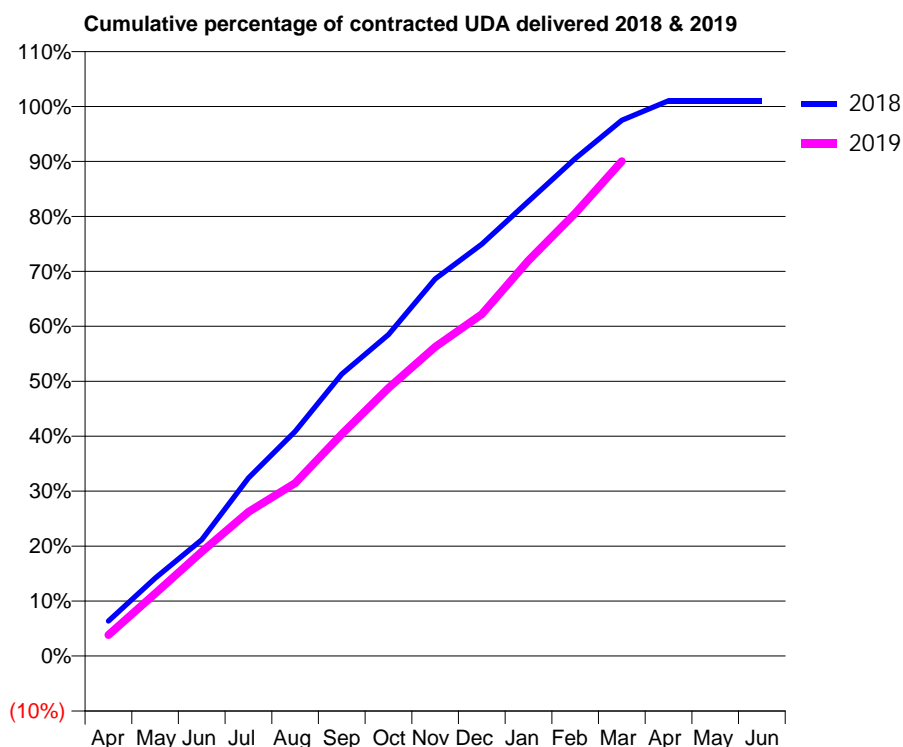
18/19 Contracted general activity (UDA)	16,500
Carry forward general activity (UDA)	0
18/19 Contracted orthodontic activity (UOA)	0
Carry forward orthodontic activity (UOA)	0
Baseline contract value	£393,499.63

ACCESS*

Patients seen in 24 months	Total	Change since previous quarter
Quarter ending March 2018	5,904	
Quarter ending June 2018	5,782	↓
Quarter ending September 2018	5,766	→
Quarter ending December 2018	5,738	→
Quarter ending March 2019	5,826	→
Variance since March 2018	(1.3%)	↓



ACTIVITY



Month	Adjusted Scheduled Activity (UDA)	
	2018	2019
April	891	633
May	1,986	1,876
June	2,965	3,130
July	4,536	4,328
August	5,723	5,193
September	7,184	6,659
October	8,188	8,044
November	9,609	9,283
December	10,493	10,261
January	11,586	11,879
February	12,672	13,293
March	13,648	14,851
April	14,145	
May	14,145	
June	14,145	

QUALITY

	Quantity	Base Number	Contract	AT	Region	England
% of FP17s for the same patient ID Re-attending within 3 months - Children	171	2,610	6.6%	10.0%	11.5%	11.8%
% of FP17s for the same patient ID Re-attending within 3 months - Adults	701	5,981	11.7%	14.2%	15.2%	15.7%
% of FP17s for the same patient ID Re-attending between 3 & 9 months - Children	1,757	2,610	67.3%	62.1%	60.2%	58.9%
% of FP17s for the same patient ID Re-attending between 3 & 9 months - Adults	3,221	5,981	53.9%	54.9%	51.8%	50.8%
% of FP17s for Band 1 Urgent Courses	362	8,300	4.4%	6.9%	8.1%	9.1%
% of FP17s Relating to Free Repair or Replacements	80	8,300	1.0%	0.8%	0.8%	0.8%
% of FP17s Relating to Continuations	151	8,300	1.8%	1.1%	0.9%	0.9%
% of Patients satisfied with the dentistry they have received	0	0	N/A	91.3%	92.7%	92.5%
% of Patients satisfied with the time they had to wait for an appointment	0	0	N/A	85.3%	87.4%	87.0%

* This is based on patients treated on this contract for their most recent course of treatment. Figures in italics indicate the base number of FP17s or Patient Questionnaire responses are less than 100. N/A is shown where the base number of responses is less than 10 during the period. % is calculated as Quantity/Base number*100

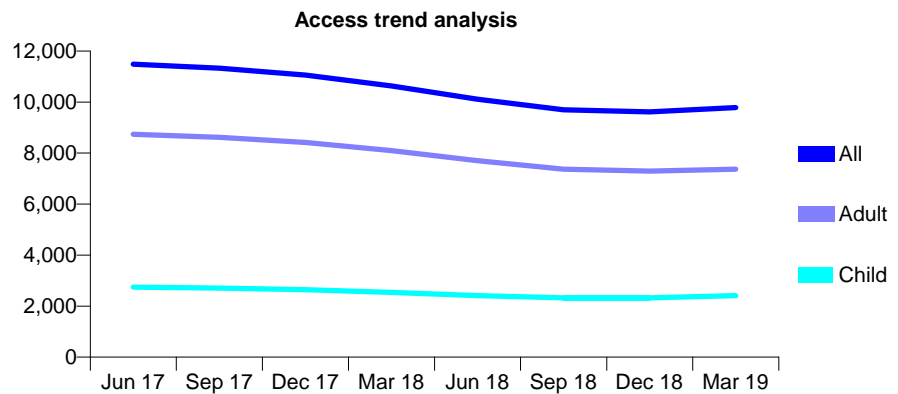
Q55 - Vital Signs At a Glance Contract Report for 134678/0001 - March 2019

Name or company name	IDH Mansfield Limited
Contract type name	GDS Contract
Purpose of contract	General
Contract start date	01/02/2008
Contract end date	

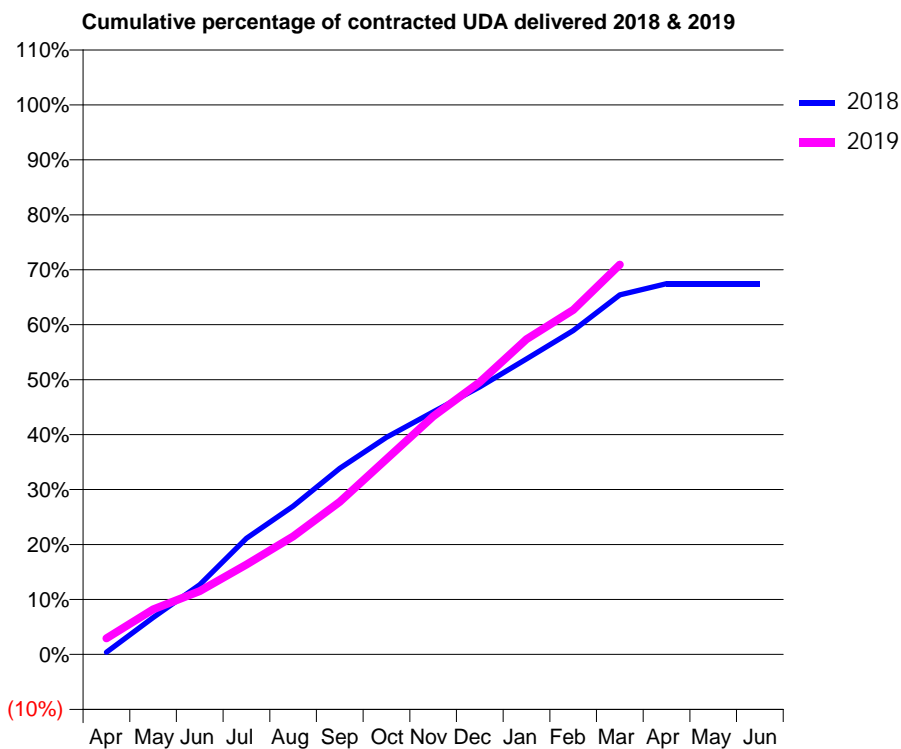
18/19 Contracted general activity (UDA)	33,500
Carry forward general activity (UDA)	0
18/19 Contracted orthodontic activity (UOA)	0
Carry forward orthodontic activity (UOA)	0
Baseline contract value	£834,059.65

ACCESS*

Patients seen in 24 months	Total	Change since previous quarter
Quarter ending March 2018	10,635	
Quarter ending June 2018	10,111	↓
Quarter ending September 2018	9,696	↓
Quarter ending December 2018	9,614	→
Quarter ending March 2019	9,786	→
Variance since March 2018	(8.0%)	↓



ACTIVITY



Month	Adjusted Scheduled Activity (UDA)	
	2018	2019
April	131	982
May	2,247	2,740
June	4,247	3,853
July	7,073	5,472
August	9,045	7,202
September	11,344	9,307
October	13,243	11,908
November	14,785	14,516
December	16,302	16,605
January	18,012	19,211
February	19,740	21,004
March	21,919	23,761
April	22,595	
May	22,598	
June	22,597	

QUALITY

	Quantity	Base Number	Contract	AT	Region	England
% of FP17s for the same patient ID Re-attending within 3 months - Children	130	3,161	4.1%	10.0%	11.5%	11.8%
% of FP17s for the same patient ID Re-attending within 3 months - Adults	702	9,103	7.7%	14.2%	15.2%	15.7%
% of FP17s for the same patient ID Re-attending between 3 & 9 months - Children	1,554	3,161	49.2%	62.1%	60.2%	58.9%
% of FP17s for the same patient ID Re-attending between 3 & 9 months - Adults	4,773	9,103	52.4%	54.9%	51.8%	50.8%
% of FP17s for Band 1 Urgent Courses	607	11,900	5.1%	6.9%	8.1%	9.1%
% of FP17s Relating to Free Repair or Replacements	43	11,900	0.4%	0.8%	0.8%	0.8%
% of FP17s Relating to Continuations	167	11,900	1.4%	1.1%	0.9%	0.9%
% of Patients satisfied with the dentistry they have received	1	2	N/A	91.3%	92.7%	92.5%
% of Patients satisfied with the time they had to wait for an appointment	1	2	N/A	85.3%	87.4%	87.0%

* This is based on patients treated on this contract for their most recent course of treatment. Figures in italics indicate the base number of FP17s or Patient Questionnaire responses are less than 100. N/A is shown where the base number of responses is less than 10 during the period. % is calculated as Quantity/Base number*100

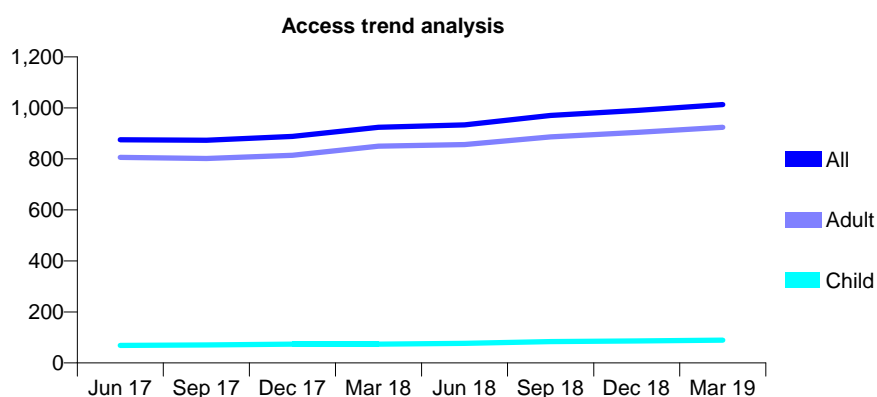
Q55 - Vital Signs At a Glance Contract Report for 135267/0001 - March 2019

Name or company name	Dr D Iliadis and Dr C Hancock
Contract type name	GDS Contract
Purpose of contract	General
Contract start date	01/06/2014
Contract end date	

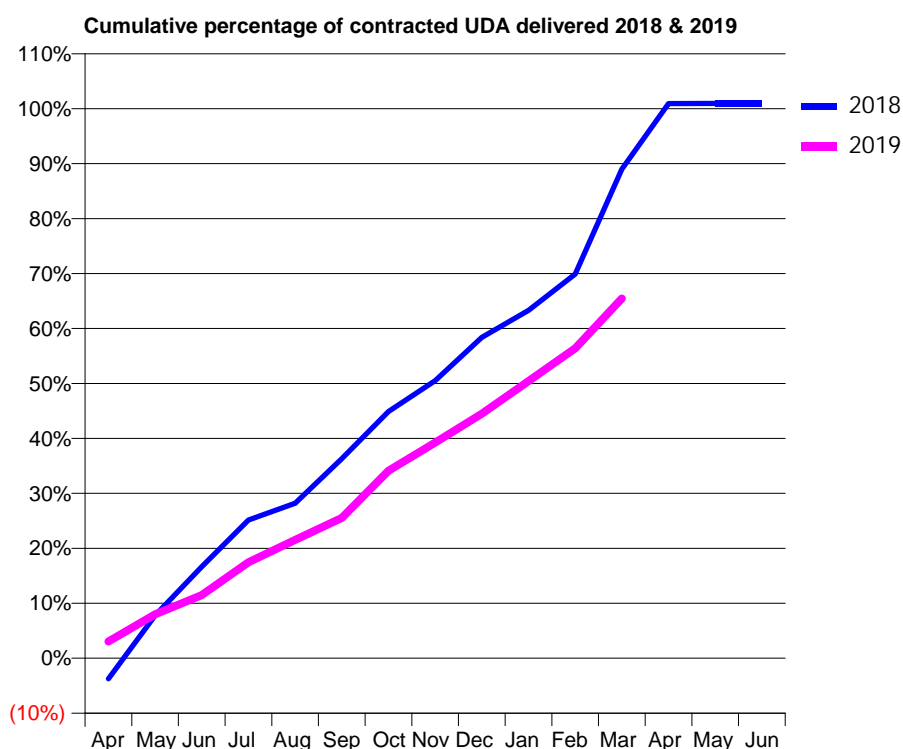
18/19 Contracted general activity (UDA)	4,340
Carry forward general activity (UDA)	-22
18/19 Contracted orthodontic activity (UOA)	0
Carry forward orthodontic activity (UOA)	0
Baseline contract value	£108,548.81

ACCESS*

Patients seen in 24 months	Total	Change since previous quarter
Quarter ending March 2018	924	
Quarter ending June 2018	933	→
Quarter ending September 2018	970	↑
Quarter ending December 2018	990	↑
Quarter ending March 2019	1,013	↑
Variance since March 2018	9.6%	↑



ACTIVITY



Month	2018	2019
April	-88	132
May	182	347
June	389	499
July	589	758
August	660	934
September	850	1,107
October	1,051	1,481
November	1,182	1,704
December	1,366	1,931
January	1,481	2,189
February	1,636	2,448
March	2,082	2,841
April	2,361	
May	2,362	
June	2,362	

QUALITY

	Quantity	Base Number	Contract	AT	Region	England
% of FP17s for the same patient ID Re-attending within 3 months - Children	3	113	2.7%	10.0%	11.5%	11.8%
% of FP17s for the same patient ID Re-attending within 3 months - Adults	109	1,135	9.6%	14.2%	15.2%	15.7%
% of FP17s for the same patient ID Re-attending between 3 & 9 months - Children	64	113	56.6%	62.1%	60.2%	58.9%
% of FP17s for the same patient ID Re-attending between 3 & 9 months - Adults	546	1,135	48.1%	54.9%	51.8%	50.8%
% of FP17s for Band 1 Urgent Courses	80	1,171	6.8%	6.9%	8.1%	9.1%
% of FP17s Relating to Free Repair or Replacements	8	1,171	0.7%	0.8%	0.8%	0.8%
% of FP17s Relating to Continuations	3	1,171	0.3%	1.1%	0.9%	0.9%
% of Patients satisfied with the dentistry they have received	0	0	N/A	91.3%	92.7%	92.5%
% of Patients satisfied with the time they had to wait for an appointment	0	0	N/A	85.3%	87.4%	87.0%

* This is based on patients treated on this contract for their most recent course of treatment.

Figures in italics indicate the base number of FP17s or Patient Questionnaire responses are less than 100. N/A is shown where the base number of responses is less than 10 during the period. % is calculated as Quantity/Base number*100

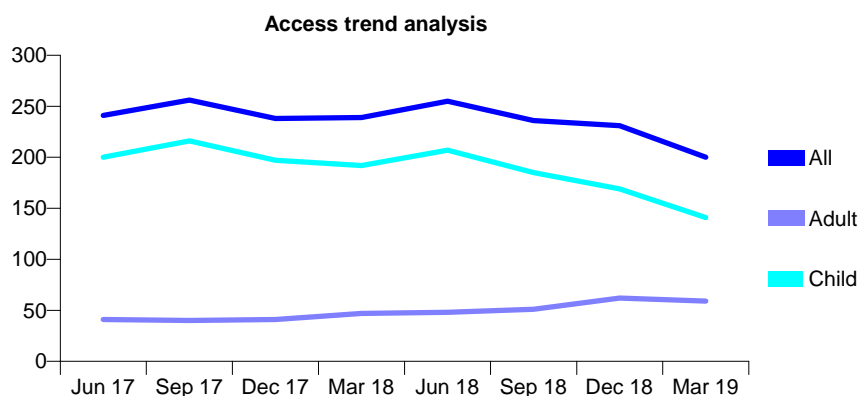
Q55 - Vital Signs At a Glance Contract Report for 135372/0001 - March 2019

Name or company name	No.1 The Orthodontic Specialists
Contract type name	GDS Contract
Purpose of contract	General and Orthodontic
Contract start date	14/12/2012
Contract end date	

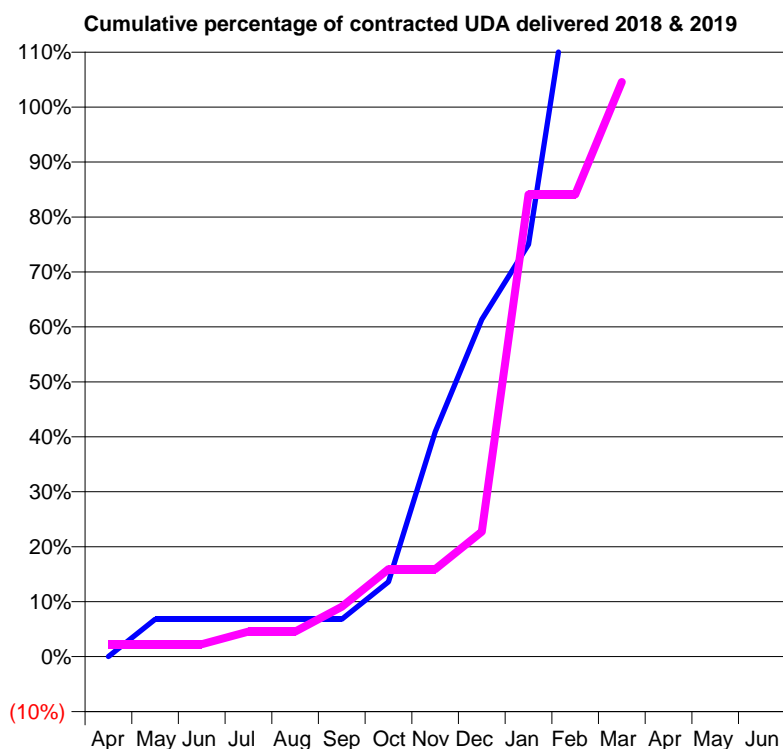
18/19 Contracted general activity (UDA)	44
Carry forward general activity (UDA)	-1
18/19 Contracted orthodontic activity (UOA)	3,438
Carry forward orthodontic activity (UOA)	-69
Baseline contract value	£244,635.68

ACCESS*

Patients seen in 24 months	Total	Change since previous quarter
Quarter ending March 2018	239	
Quarter ending June 2018	255	↑
Quarter ending September 2018	236	↓
Quarter ending December 2018	231	↓
Quarter ending March 2019	200	↓
Variance since March 2018	(16.3%)	↓



ACTIVITY



Month	Adjusted Scheduled Activity (UDA)	
	2018	2019
April	0	1
May	3	1
June	3	1
July	3	2
August	3	2
September	3	4
October	6	7
November	18	7
December	27	10
January	33	37
February	57	37
March	57	46
April	57	
May	57	
June	57	

QUALITY

	Quantity	Base Number	Contract	AT	Region	England
% of FP17s for the same patient ID Re-attending within 3 months - Children	7	685	1.0%	10.0%	11.5%	11.8%
% of FP17s for the same patient ID Re-attending within 3 months - Adults	1	52	1.9%	14.2%	15.2%	15.7%
% of FP17s for the same patient ID Re-attending between 3 & 9 months - Children	3	685	0.4%	62.1%	60.2%	58.9%
% of FP17s for the same patient ID Re-attending between 3 & 9 months - Adults	1	52	1.9%	54.9%	51.8%	50.8%
% of FP17s for Band 1 Urgent Courses	0	12	0.0%	6.9%	8.1%	9.1%
% of FP17s Relating to Free Repair or Replacements	0	12	0.0%	0.8%	0.8%	0.8%
% of FP17s Relating to Continuations	0	12	0.0%	1.1%	0.9%	0.9%
% of Patients satisfied with the dentistry they have received	0	0	N/A	91.3%	92.7%	92.5%
% of Patients satisfied with the time they had to wait for an appointment	0	0	N/A	85.3%	87.4%	87.0%

* This is based on patients treated on this contract for their most recent course of treatment. Figures in italics indicate the base number of FP17s or Patient Questionnaire responses are less than 100. N/A is shown where the base number of responses is less than 10 during the period. % is calculated as Quantity/Base number*100

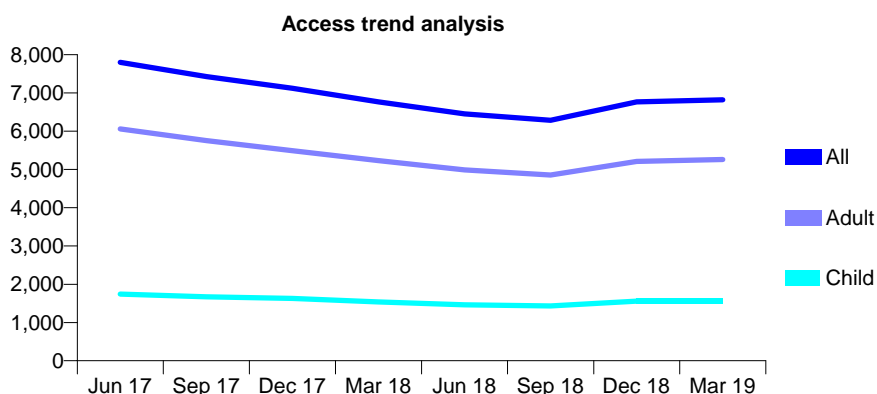
Q55 - Vital Signs At a Glance Contract Report for 136654/0001 - March 2019

Name or company name	Dentichack Ltd
Contract type name	GDS Contract
Purpose of contract	General
Contract start date	01/04/2009
Contract end date	

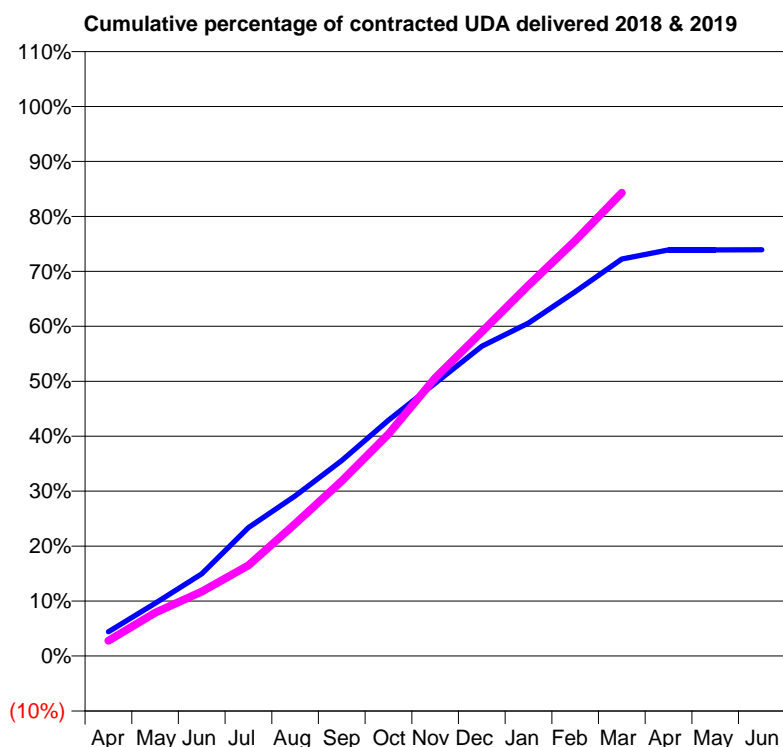
18/19 Contracted general activity (UDA)	23,894
Carry forward general activity (UDA)	0
18/19 Contracted orthodontic activity (UOA)	0
Carry forward orthodontic activity (UOA)	0
Baseline contract value	£573,302.25

ACCESS*

Patients seen in 24 months	Total	Change since previous quarter
Quarter ending March 2018	6,764	
Quarter ending June 2018	6,450	↓
Quarter ending September 2018	6,287	↓
Quarter ending December 2018	6,763	↑
Quarter ending March 2019	6,820	→
Variance since March 2018	0.8%	→



ACTIVITY



Month	Adjusted Scheduled Activity (UDA)	
	2018	2019
April	1,055	666
May	2,295	1,884
June	3,576	2,806
July	5,586	3,945
August	6,960	5,752
September	8,499	7,612
October	10,255	9,654
November	11,863	12,090
December	13,466	14,091
January	14,476	16,117
February	15,847	18,058
March	17,260	20,138
April	17,658	
May	17,657	
June	17,662	

QUALITY

	Quantity	Base Number	Contract	AT	Region	England
% of FP17s for the same patient ID Re-attending within 3 months - Children	572	2,738	20.9%	10.0%	11.5%	11.8%
% of FP17s for the same patient ID Re-attending within 3 months - Adults	1,001	7,886	12.7%	14.2%	15.2%	15.7%
% of FP17s for the same patient ID Re-attending between 3 & 9 months - Children	1,348	2,738	49.2%	62.1%	60.2%	58.9%
% of FP17s for the same patient ID Re-attending between 3 & 9 months - Adults	4,403	7,886	55.8%	54.9%	51.8%	50.8%
% of FP17s for Band 1 Urgent Courses	815	10,376	7.9%	6.9%	8.1%	9.1%
% of FP17s Relating to Free Repair or Replacements	66	10,376	0.6%	0.8%	0.8%	0.8%
% of FP17s Relating to Continuations	24	10,376	0.2%	1.1%	0.9%	0.9%
% of Patients satisfied with the dentistry they have received	2	2	N/A	91.3%	92.7%	92.5%
% of Patients satisfied with the time they had to wait for an appointment	2	2	N/A	85.3%	87.4%	87.0%

* This is based on patients treated on this contract for their most recent course of treatment. Figures in italics indicate the base number of FP17s or Patient Questionnaire responses are less than 100. N/A is shown where the base number of responses is less than 10 during the period. % is calculated as Quantity/Base number*100

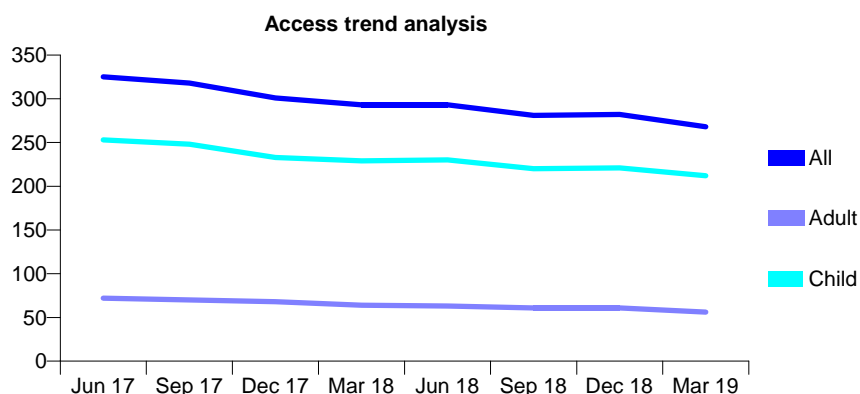
Q55 - Vital Signs At a Glance Contract Report for 137553/0001 - March 2019

Name or company name	Ruddington Dental Practice
Contract type name	GDS Contract
Purpose of contract	General
Contract start date	01/08/2013
Contract end date	

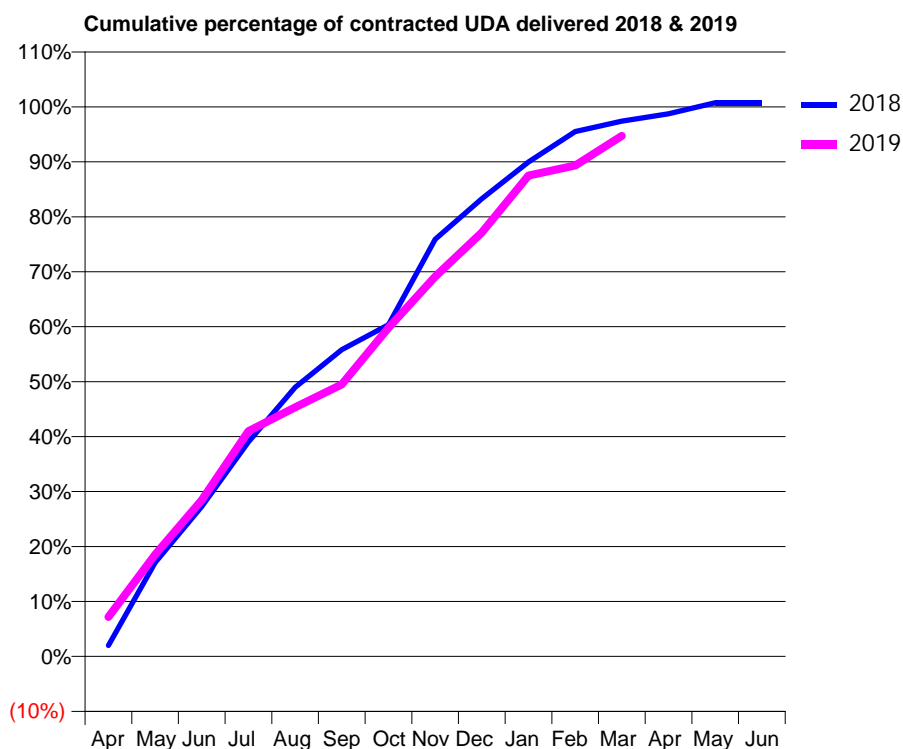
18/19 Contracted general activity (UDA)	600
Carry forward general activity (UDA)	-4
18/19 Contracted orthodontic activity (UOA)	0
Carry forward orthodontic activity (UOA)	0
Baseline contract value	£15,885.72

ACCESS*

Patients seen in 24 months	Total	Change since previous quarter
Quarter ending March 2018	293	
Quarter ending June 2018	293	→
Quarter ending September 2018	281	↓
Quarter ending December 2018	282	→
Quarter ending March 2019	268	↓
Variance since March 2018	(8.5%)	↓



ACTIVITY



Month	2018	2019
April	12	43
May	103	111
June	164	171
July	234	246
August	294	272
September	335	297
October	362	359
November	455	415
December	500	463
January	540	525
February	573	536
March	584	568
April	592	
May	604	
June	604	

QUALITY

	Quantity	Base Number	Contract	AT	Region	England
% of FP17s for the same patient ID Re-attending within 3 months - Children	15	347	4.3%	10.0%	11.5%	11.8%
% of FP17s for the same patient ID Re-attending within 3 months - Adults	7	69	10.1%	14.2%	15.2%	15.7%
% of FP17s for the same patient ID Re-attending between 3 & 9 months - Children	253	347	72.9%	62.1%	60.2%	58.9%
% of FP17s for the same patient ID Re-attending between 3 & 9 months - Adults	50	69	72.5%	54.9%	51.8%	50.8%
% of FP17s for Band 1 Urgent Courses	17	411	4.1%	6.9%	8.1%	9.1%
% of FP17s Relating to Free Repair or Replacements	0	411	0.0%	0.8%	0.8%	0.8%
% of FP17s Relating to Continuations	5	411	1.2%	1.1%	0.9%	0.9%
% of Patients satisfied with the dentistry they have received	0	0	N/A	91.3%	92.7%	92.5%
% of Patients satisfied with the time they had to wait for an appointment	0	0	N/A	85.3%	87.4%	87.0%

* This is based on patients treated on this contract for their most recent course of treatment. Figures in italics indicate the base number of FP17s or Patient Questionnaire responses are less than 100. N/A is shown where the base number of responses is less than 10 during the period. % is calculated as Quantity/Base number*100

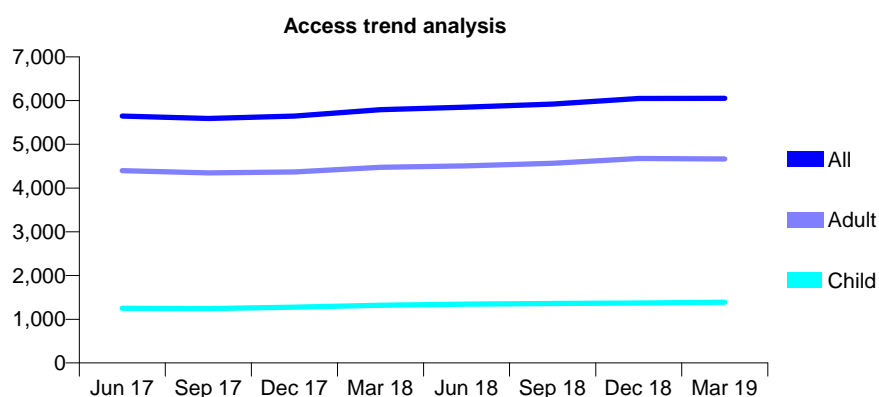
Q55 - Vital Signs At a Glance Contract Report for 138045/0001 - March 2019

Name or company name	16a Dental
Contract type name	GDS Contract
Purpose of contract	General
Contract start date	01/04/2006
Contract end date	

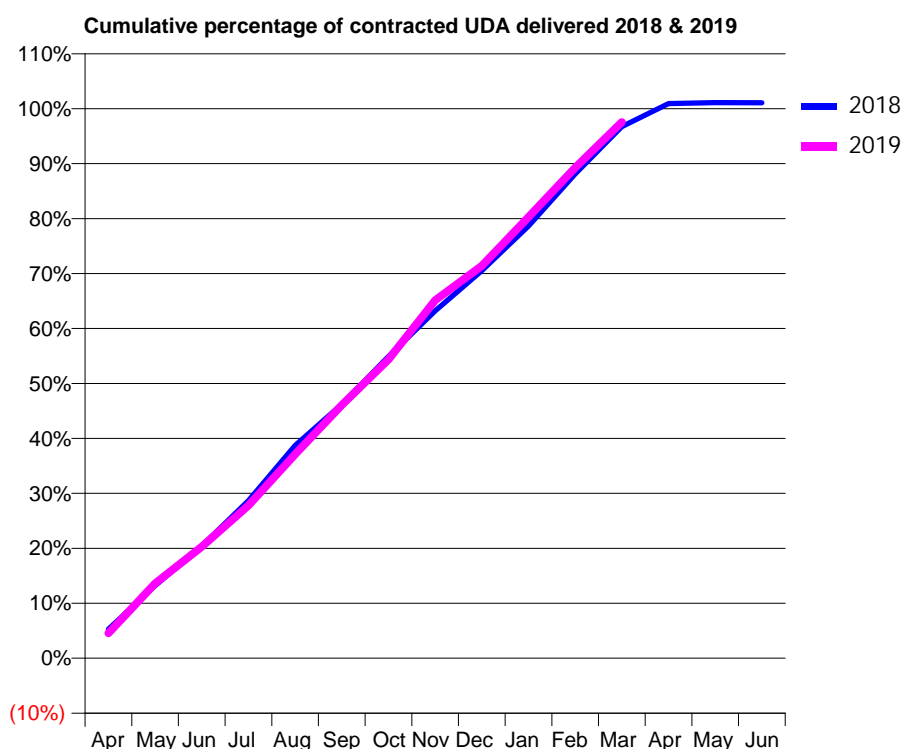
18/19 Contracted general activity (UDA)	15,977
Carry forward general activity (UDA)	-171
18/19 Contracted orthodontic activity (UOA)	0
Carry forward orthodontic activity (UOA)	0
Baseline contract value	£431,230.81

ACCESS*

Patients seen in 24 months	Total	Change since previous quarter
Quarter ending March 2018	5,791	
Quarter ending June 2018	5,851	→
Quarter ending September 2018	5,923	→
Quarter ending December 2018	6,050	↑
Quarter ending March 2019	6,053	→
Variance since March 2018	4.5%	↑



ACTIVITY



Month	2018	2019
April	842	732
May	2,111	2,177
June	3,266	3,240
July	4,581	4,442
August	6,184	5,928
September	7,381	7,362
October	8,772	8,687
November	10,099	10,405
December	11,269	11,409
January	12,565	12,826
February	14,079	14,263
March	15,451	15,584
April	16,123	
May	16,149	
June	16,148	

QUALITY

	Quantity	Base Number	Contract	AT	Region	England
% of FP17s for the same patient ID Re-attending within 3 months - Children	131	2,520	5.2%	10.0%	11.5%	11.8%
% of FP17s for the same patient ID Re-attending within 3 months - Adults	972	8,224	11.8%	14.2%	15.2%	15.7%
% of FP17s for the same patient ID Re-attending between 3 & 9 months - Children	1,771	2,520	70.3%	62.1%	60.2%	58.9%
% of FP17s for the same patient ID Re-attending between 3 & 9 months - Adults	5,510	8,224	67.0%	54.9%	51.8%	50.8%
% of FP17s for Band 1 Urgent Courses	742	9,530	7.8%	6.9%	8.1%	9.1%
% of FP17s Relating to Free Repair or Replacements	113	9,530	1.2%	0.8%	0.8%	0.8%
% of FP17s Relating to Continuations	107	9,530	1.1%	1.1%	0.9%	0.9%
% of Patients satisfied with the dentistry they have received	6	6	N/A	91.3%	92.7%	92.5%
% of Patients satisfied with the time they had to wait for an appointment	6	6	N/A	85.3%	87.4%	87.0%

* This is based on patients treated on this contract for their most recent course of treatment. Figures in italics indicate the base number of FP17s or Patient Questionnaire responses are less than 100. N/A is shown where the base number of responses is less than 10 during the period. % is calculated as Quantity/Base number*100

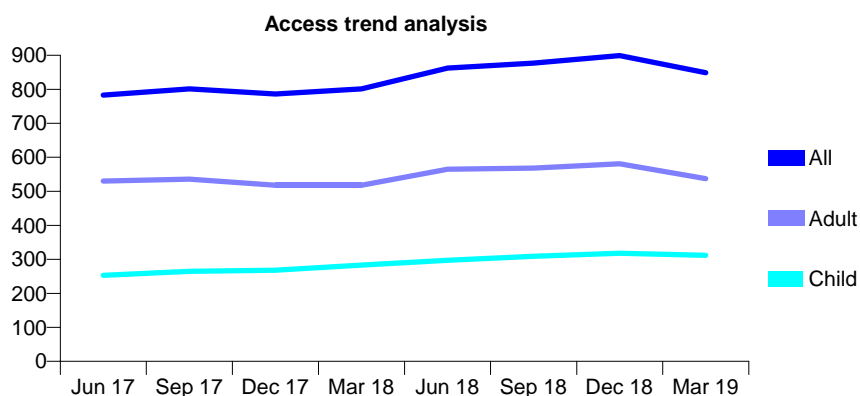
Q55 - Vital Signs At a Glance Contract Report for 138169/0001 - March 2019

Name or company name	Holly Tree House Dental Practice
Contract type name	GDS Contract
Purpose of contract	General
Contract start date	25/11/2011
Contract end date	

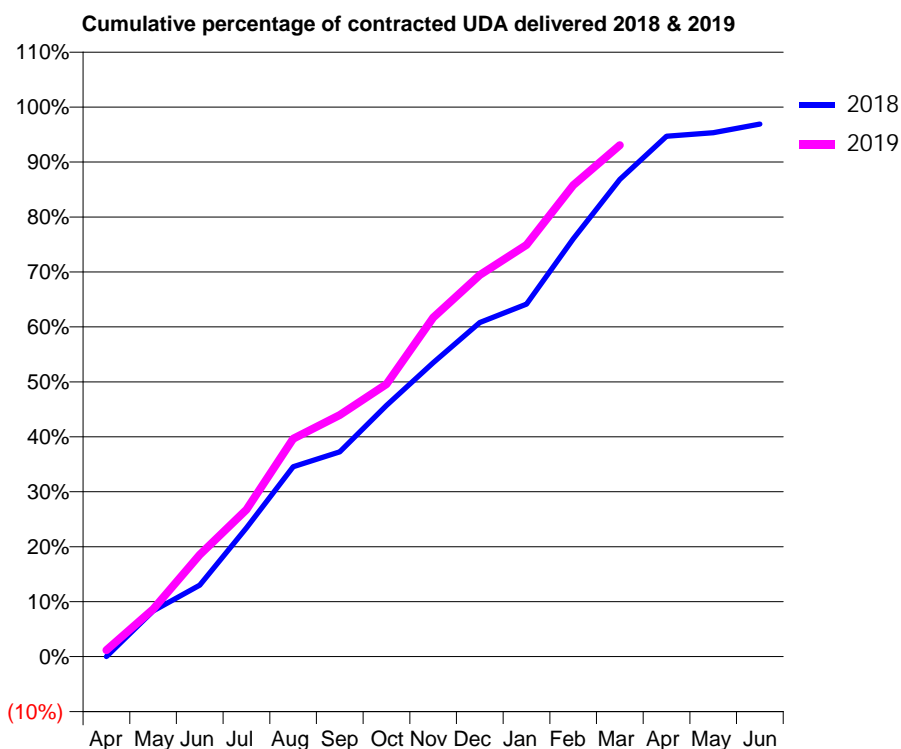
18/19 Contracted general activity (UDA)	2,254
Carry forward general activity (UDA)	70
18/19 Contracted orthodontic activity (UOA)	0
Carry forward orthodontic activity (UOA)	0
Baseline contract value	£54,840.57

ACCESS*

Patients seen in 24 months	Total	Change since previous quarter
Quarter ending March 2018	801	
Quarter ending June 2018	862	↑
Quarter ending September 2018	877	→
Quarter ending December 2018	899	↑
Quarter ending March 2019	849	↓
Variance since March 2018	6.0%	↑



ACTIVITY



Month	Adjusted Scheduled Activity (UDA)	
	2018	2019
April	0	26
May	188	194
June	294	418
July	528	603
August	779	894
September	840	991
October	1,030	1,118
November	1,205	1,391
December	1,370	1,565
January	1,446	1,689
February	1,714	1,933
March	1,957	2,097
April	2,134	
May	2,149	
June	2,184	

QUALITY

	Quantity	Base Number	Contract	AT	Region	England
% of FP17s for the same patient ID Re-attending within 3 months - Children	37	527	7.0%	10.0%	11.5%	11.8%
% of FP17s for the same patient ID Re-attending within 3 months - Adults	85	636	13.4%	14.2%	15.2%	15.7%
% of FP17s for the same patient ID Re-attending between 3 & 9 months - Children	351	527	66.6%	62.1%	60.2%	58.9%
% of FP17s for the same patient ID Re-attending between 3 & 9 months - Adults	301	636	47.3%	54.9%	51.8%	50.8%
% of FP17s for Band 1 Urgent Courses	26	1,091	2.4%	6.9%	8.1%	9.1%
% of FP17s Relating to Free Repair or Replacements	11	1,091	1.0%	0.8%	0.8%	0.8%
% of FP17s Relating to Continuations	26	1,091	2.4%	1.1%	0.9%	0.9%
% of Patients satisfied with the dentistry they have received	0	0	N/A	91.3%	92.7%	92.5%
% of Patients satisfied with the time they had to wait for an appointment	0	0	N/A	85.3%	87.4%	87.0%

* This is based on patients treated on this contract for their most recent course of treatment. Figures in italics indicate the base number of FP17s or Patient Questionnaire responses are less than 100. N/A is shown where the base number of responses is less than 10 during the period. % is calculated as Quantity/Base number*100

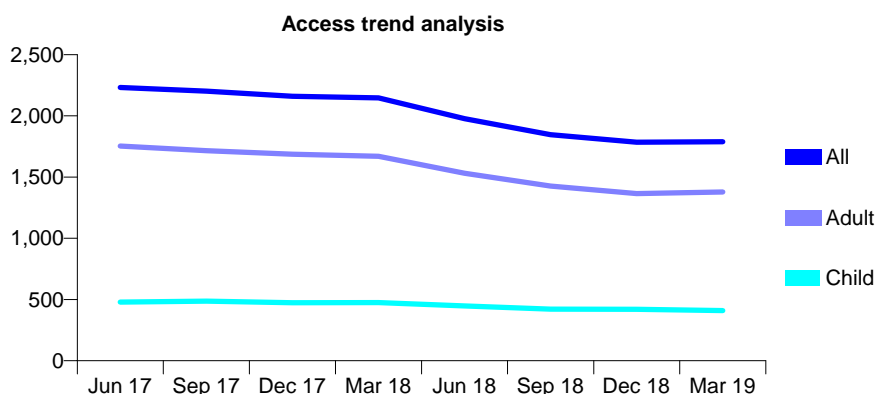
Q55 - Vital Signs At a Glance Contract Report for 138592/0001 - March 2019

Name or company name	Oradent Studio
Contract type name	GDS Contract
Purpose of contract	General
Contract start date	12/02/2014
Contract end date	

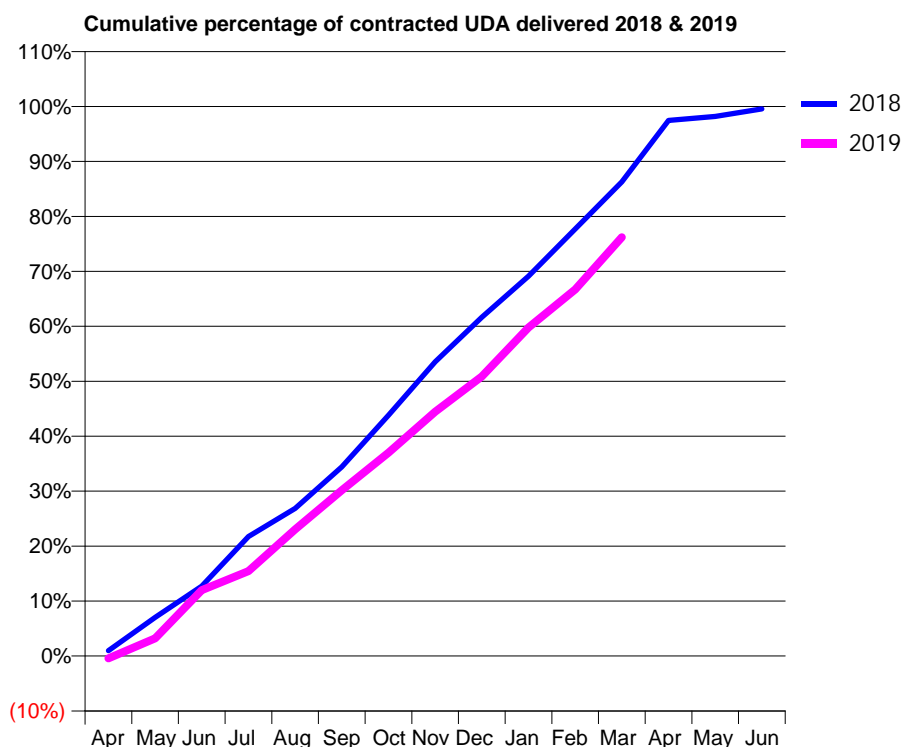
18/19 Contracted general activity (UDA)	5,825
Carry forward general activity (UDA)	26
18/19 Contracted orthodontic activity (UOA)	0
Carry forward orthodontic activity (UOA)	0
Baseline contract value	£154,534.86

ACCESS*

Patients seen in 24 months	Total	Change since previous quarter
Quarter ending March 2018	2,146	
Quarter ending June 2018	1,978	↓
Quarter ending September 2018	1,847	↓
Quarter ending December 2018	1,785	↓
Quarter ending March 2019	1,789	→
Variance since March 2018	(16.6%)	↓



ACTIVITY



Month	Adjusted Scheduled Activity (UDA)	
	2018	2019
April	57	-26
May	409	187
June	742	698
July	1,267	899
August	1,565	1,344
September	2,005	1,756
October	2,552	2,154
November	3,120	2,589
December	3,590	2,961
January	4,026	3,482
February	4,527	3,885
March	5,026	4,439
April	5,676	
May	5,720	
June	5,799	

QUALITY

	Quantity	Base Number	Contract	AT	Region	England
% of FP17s for the same patient ID Re-attending within 3 months - Children	16	446	3.6%	10.0%	11.5%	11.8%
% of FP17s for the same patient ID Re-attending within 3 months - Adults	119	1,509	7.9%	14.2%	15.2%	15.7%
% of FP17s for the same patient ID Re-attending between 3 & 9 months - Children	188	446	42.2%	62.1%	60.2%	58.9%
% of FP17s for the same patient ID Re-attending between 3 & 9 months - Adults	697	1,509	46.2%	54.9%	51.8%	50.8%
% of FP17s for Band 1 Urgent Courses	126	1,681	7.5%	6.9%	8.1%	9.1%
% of FP17s Relating to Free Repair or Replacements	12	1,681	0.7%	0.8%	0.8%	0.8%
% of FP17s Relating to Continuations	6	1,681	0.4%	1.1%	0.9%	0.9%
% of Patients satisfied with the dentistry they have received	4	6	N/A	91.3%	92.7%	92.5%
% of Patients satisfied with the time they had to wait for an appointment	4	6	N/A	85.3%	87.4%	87.0%

* This is based on patients treated on this contract for their most recent course of treatment. Figures in italics indicate the base number of FP17s or Patient Questionnaire responses are less than 100. N/A is shown where the base number of responses is less than 10 during the period. % is calculated as Quantity/Base number*100

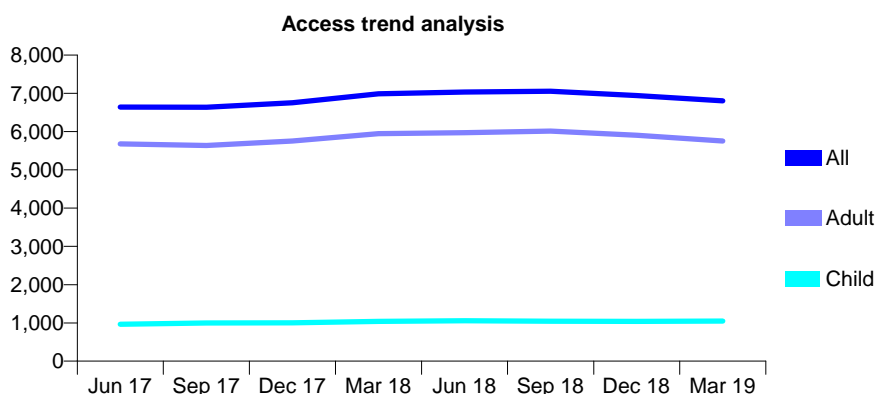
Q55 - Vital Signs At a Glance Contract Report for 139904/0001 - March 2019

Name or company name	Market Street Dental Care
Contract type name	GDS Contract
Purpose of contract	General
Contract start date	01/09/2012
Contract end date	

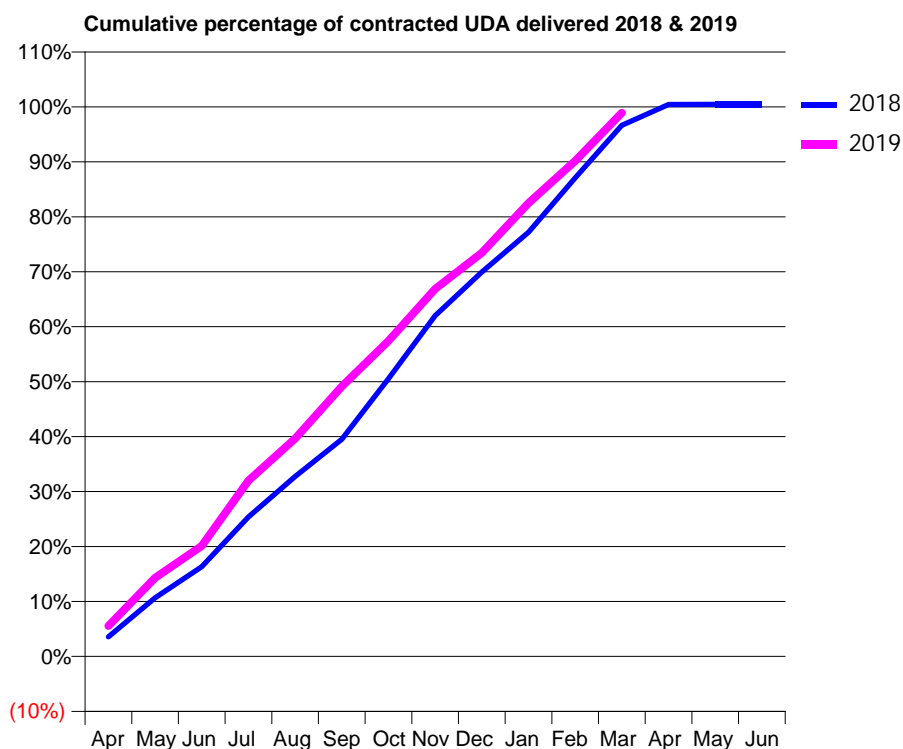
18/19 Contracted general activity (UDA)	16,736
Carry forward general activity (UDA)	-75
18/19 Contracted orthodontic activity (UOA)	0
Carry forward orthodontic activity (UOA)	0
Baseline contract value	£414,789.38

ACCESS*

Patients seen in 24 months	Total	Change since previous quarter
Quarter ending March 2018	6,987	
Quarter ending June 2018	7,031	→
Quarter ending September 2018	7,053	→
Quarter ending December 2018	6,943	↓
Quarter ending March 2019	6,802	↓
Variance since March 2018	(2.6%)	↓



ACTIVITY



Month	Adjusted Scheduled Activity (UDA)	
	2018	2019
April	599	928
May	1,787	2,399
June	2,732	3,364
July	4,244	5,354
August	5,480	6,637
September	6,613	8,216
October	8,456	9,611
November	10,380	11,197
December	11,706	12,293
January	12,919	13,805
February	14,574	15,092
March	16,173	16,556
April	16,807	
May	16,811	
June	16,811	

QUALITY

	Quantity	Base Number	Contract	AT	Region	England
% of FP17s for the same patient ID Re-attending within 3 months - Children	107	1,687	6.3%	10.0%	11.5%	11.8%
% of FP17s for the same patient ID Re-attending within 3 months - Adults	981	8,345	11.8%	14.2%	15.2%	15.7%
% of FP17s for the same patient ID Re-attending between 3 & 9 months - Children	1,108	1,687	65.7%	62.1%	60.2%	58.9%
% of FP17s for the same patient ID Re-attending between 3 & 9 months - Adults	5,337	8,345	64.0%	54.9%	51.8%	50.8%
% of FP17s for Band 1 Urgent Courses	519	8,946	5.8%	6.9%	8.1%	9.1%
% of FP17s Relating to Free Repair or Replacements	24	8,946	0.3%	0.8%	0.8%	0.8%
% of FP17s Relating to Continuations	178	8,946	2.0%	1.1%	0.9%	0.9%
% of Patients satisfied with the dentistry they have received	4	4	N/A	91.3%	92.7%	92.5%
% of Patients satisfied with the time they had to wait for an appointment	4	4	N/A	85.3%	87.4%	87.0%

* This is based on patients treated on this contract for their most recent course of treatment. Figures in italics indicate the base number of FP17s or Patient Questionnaire responses are less than 100. N/A is shown where the base number of responses is less than 10 during the period. % is calculated as Quantity/Base number*100

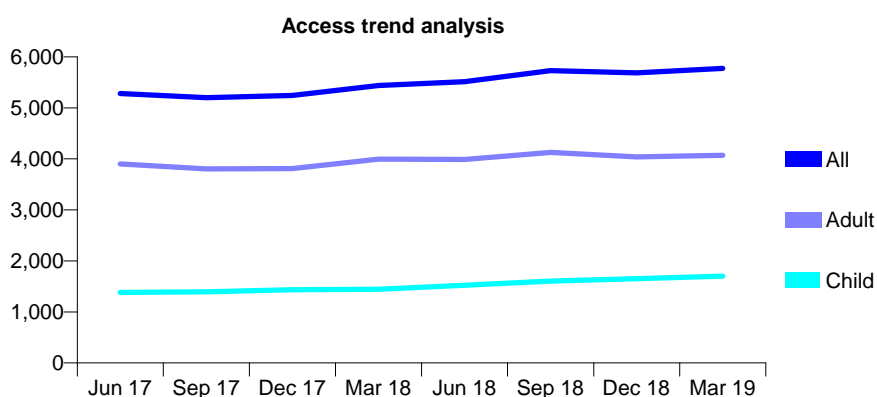
Q55 - Vital Signs At a Glance Contract Report for 142166/0001 - March 2019

Name or company name	Nationwide Healthcare Providers Ltd Clay C
Contract type name	GDS Contract
Purpose of contract	General
Contract start date	01/04/2015
Contract end date	

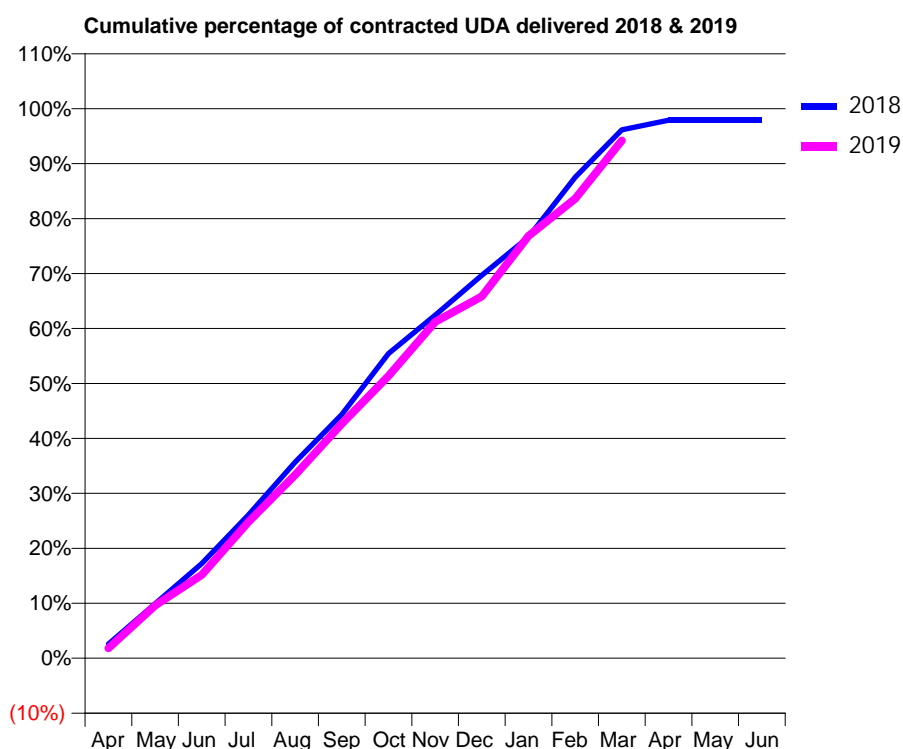
18/19 Contracted general activity (UDA)	18,774
Carry forward general activity (UDA)	291
18/19 Contracted orthodontic activity (UOA)	0
Carry forward orthodontic activity (UOA)	0
Baseline contract value	£529,028.58

ACCESS*

Patients seen in 24 months	Total	Change since previous quarter
Quarter ending March 2018	5,440	
Quarter ending June 2018	5,513	→
Quarter ending September 2018	5,730	↑
Quarter ending December 2018	5,688	→
Quarter ending March 2019	5,773	→
Variance since March 2018	6.1%	↑



ACTIVITY



Month	2018	2019
April	354	343
May	1,366	1,800
June	2,374	2,845
July	3,590	4,656
August	4,914	6,262
September	6,108	8,008
October	7,635	9,643
November	8,598	11,486
December	9,599	12,360
January	10,556	14,428
February	12,054	15,695
March	13,244	17,684
April	13,483	
May	13,483	
June	13,483	

QUALITY

	Quantity	Base Number	Contract	AT	Region	England
% of FP17s for the same patient ID Re-attending within 3 months - Children	280	2,679	10.5%	10.0%	11.5%	11.8%
% of FP17s for the same patient ID Re-attending within 3 months - Adults	742	5,079	14.6%	14.2%	15.2%	15.7%
% of FP17s for the same patient ID Re-attending between 3 & 9 months - Children	1,399	2,679	52.2%	62.1%	60.2%	58.9%
% of FP17s for the same patient ID Re-attending between 3 & 9 months - Adults	1,642	5,079	32.3%	54.9%	51.8%	50.8%
% of FP17s for Band 1 Urgent Courses	649	7,674	8.5%	6.9%	8.1%	9.1%
% of FP17s Relating to Free Repair or Replacements	11	7,674	0.1%	0.8%	0.8%	0.8%
% of FP17s Relating to Continuations	158	7,674	2.1%	1.1%	0.9%	0.9%
% of Patients satisfied with the dentistry they have received	5	5	N/A	91.3%	92.7%	92.5%
% of Patients satisfied with the time they had to wait for an appointment	5	5	N/A	85.3%	87.4%	87.0%

* This is based on patients treated on this contract for their most recent course of treatment.

Figures in italics indicate the base number of FP17s or Patient Questionnaire responses are less than 100. N/A is shown where the base number of responses is less than 10 during the period. % is calculated as Quantity/Base number*100

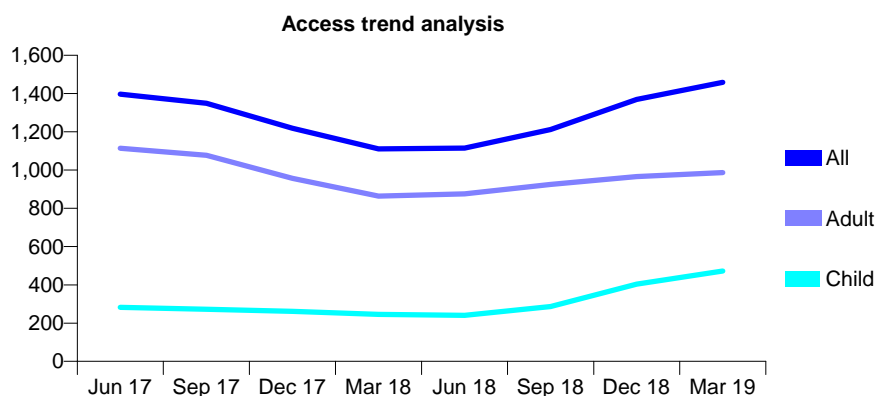
Q55 - Vital Signs At a Glance Contract Report for 142190/0001 - March 2019

Name or company name	Grange Dental Care
Contract type name	GDS Contract
Purpose of contract	General
Contract start date	01/06/2012
Contract end date	

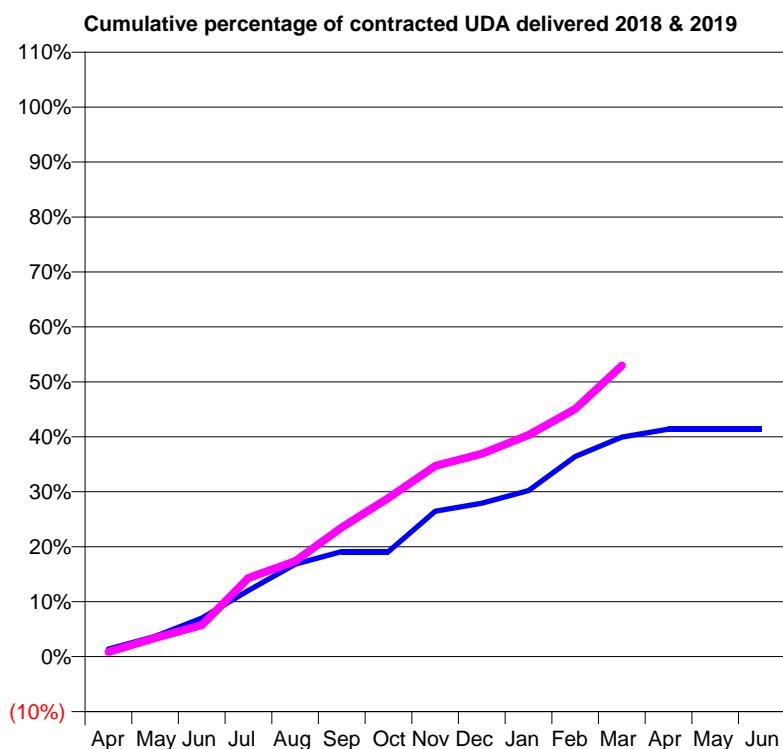
18/19 Contracted general activity (UDA)	6,597
Carry forward general activity (UDA)	0
18/19 Contracted orthodontic activity (UOA)	0
Carry forward orthodontic activity (UOA)	0
Baseline contract value	£145,332.42

ACCESS*

Patients seen in 24 months	Total	Change since previous quarter
Quarter ending March 2018	1,110	
Quarter ending June 2018	1,115	→
Quarter ending September 2018	1,212	↑
Quarter ending December 2018	1,369	↑
Quarter ending March 2019	1,459	↑
Variance since March 2018	31.4%	↑



ACTIVITY



Month	Adjusted Scheduled Activity (UDA)	
	2018	2019
April	92	57
May	244	224
June	463	377
July	795	944
August	1,110	1,146
September	1,263	1,553
October	1,263	1,906
November	1,746	2,290
December	1,842	2,435
January	1,994	2,660
February	2,403	2,973
March	2,635	3,494
April	2,731	
May	2,732	
June	2,732	

QUALITY

	Quantity	Base Number	Contract	AT	Region	England
% of FP17s for the same patient ID Re-attending within 3 months - Children	17	642	2.6%	10.0%	11.5%	11.8%
% of FP17s for the same patient ID Re-attending within 3 months - Adults	167	1,344	12.4%	14.2%	15.2%	15.7%
% of FP17s for the same patient ID Re-attending between 3 & 9 months - Children	175	642	27.3%	62.1%	60.2%	58.9%
% of FP17s for the same patient ID Re-attending between 3 & 9 months - Adults	546	1,344	40.6%	54.9%	51.8%	50.8%
% of FP17s for Band 1 Urgent Courses	127	1,764	7.2%	6.9%	8.1%	9.1%
% of FP17s Relating to Free Repair or Replacements	4	1,764	0.2%	0.8%	0.8%	0.8%
% of FP17s Relating to Continuations	23	1,764	1.3%	1.1%	0.9%	0.9%
% of Patients satisfied with the dentistry they have received	0	0	N/A	91.3%	92.7%	92.5%
% of Patients satisfied with the time they had to wait for an appointment	0	0	N/A	85.3%	87.4%	87.0%

* This is based on patients treated on this contract for their most recent course of treatment. Figures in italics indicate the base number of FP17s or Patient Questionnaire responses are less than 100. N/A is shown where the base number of responses is less than 10 during the period. % is calculated as Quantity/Base number*100

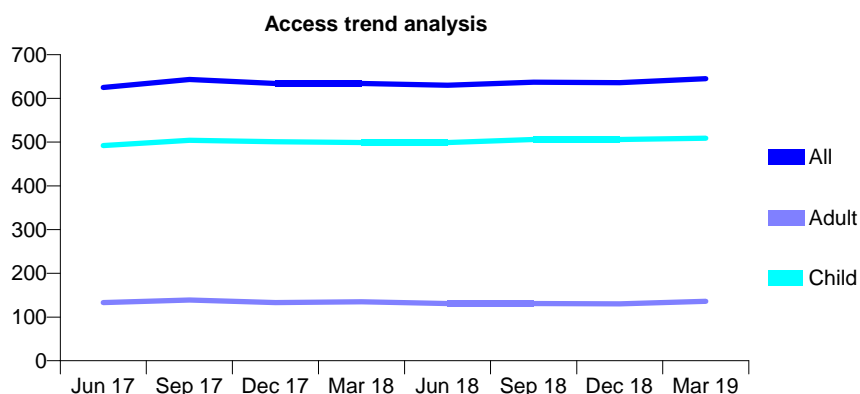
Q55 - Vital Signs At a Glance Contract Report for 142506/0001 - March 2019

Name or company name	Kedleston Dental Care
Contract type name	GDS Contract
Purpose of contract	General
Contract start date	10/07/2015
Contract end date	

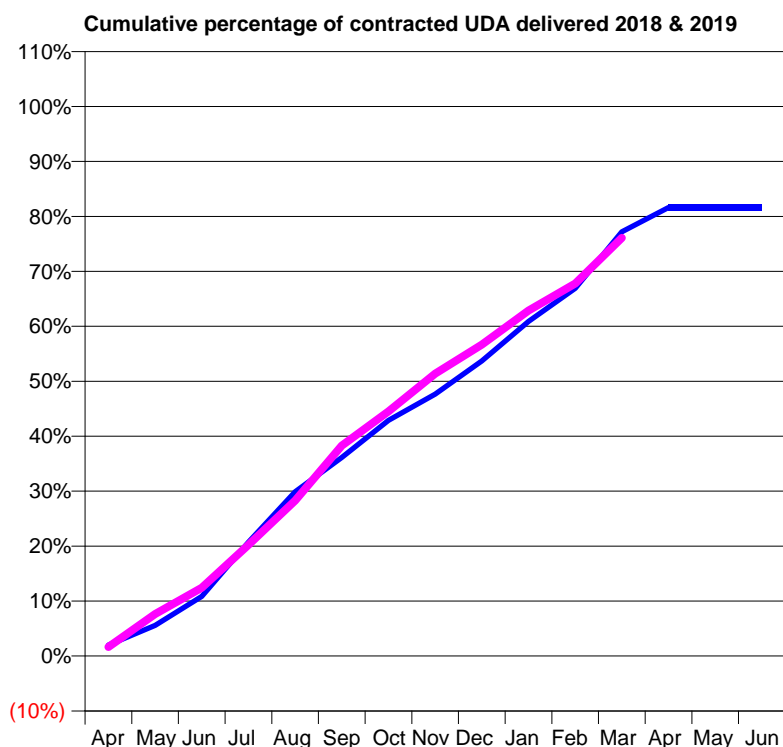
18/19 Contracted general activity (UDA)	1,400
Carry forward general activity (UDA)	0
18/19 Contracted orthodontic activity (UOA)	0
Carry forward orthodontic activity (UOA)	0
Baseline contract value	£29,373.46

ACCESS*

Patients seen in 24 months	Total	Change since previous quarter
Quarter ending March 2018	634	
Quarter ending June 2018	630	→
Quarter ending September 2018	637	→
Quarter ending December 2018	636	→
Quarter ending March 2019	645	→
Variance since March 2018	1.7%	→



ACTIVITY



Month	Adjusted Scheduled Activity (UDA)	
	2018	2019
April	28	23
May	78	107
June	152	174
July	290	283
August	418	396
September	506	536
October	600	623
November	667	719
December	752	793
January	852	880
February	937	949
March	1,080	1,065
April	1,143	
May	1,143	
June	1,143	

QUALITY

	Quantity	Base Number	Contract	AT	Region	England
% of FP17s for the same patient ID Re-attending within 3 months - Children	39	820	4.8%	10.0%	11.5%	11.8%
% of FP17s for the same patient ID Re-attending within 3 months - Adults	8	105	7.6%	14.2%	15.2%	15.7%
% of FP17s for the same patient ID Re-attending between 3 & 9 months - Children	568	820	69.3%	62.1%	60.2%	58.9%
% of FP17s for the same patient ID Re-attending between 3 & 9 months - Adults	58	105	55.2%	54.9%	51.8%	50.8%
% of FP17s for Band 1 Urgent Courses	17	879	1.9%	6.9%	8.1%	9.1%
% of FP17s Relating to Free Repair or Replacements	2	879	0.2%	0.8%	0.8%	0.8%
% of FP17s Relating to Continuations	1	879	0.1%	1.1%	0.9%	0.9%
% of Patients satisfied with the dentistry they have received	0	0	N/A	91.3%	92.7%	92.5%
% of Patients satisfied with the time they had to wait for an appointment	0	0	N/A	85.3%	87.4%	87.0%

* This is based on patients treated on this contract for their most recent course of treatment. Figures in italics indicate the base number of FP17s or Patient Questionnaire responses are less than 100. N/A is shown where the base number of responses is less than 10 during the period. % is calculated as Quantity/Base number*100

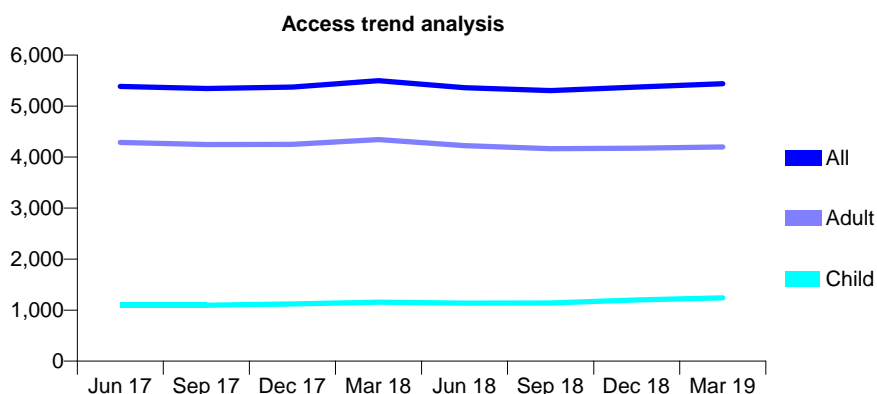
Q55 - Vital Signs At a Glance Contract Report for 143111/0001 - March 2019

Name or company name	Cadmus Dental Care Limited
Contract type name	GDS Contract
Purpose of contract	General
Contract start date	01/10/2013
Contract end date	

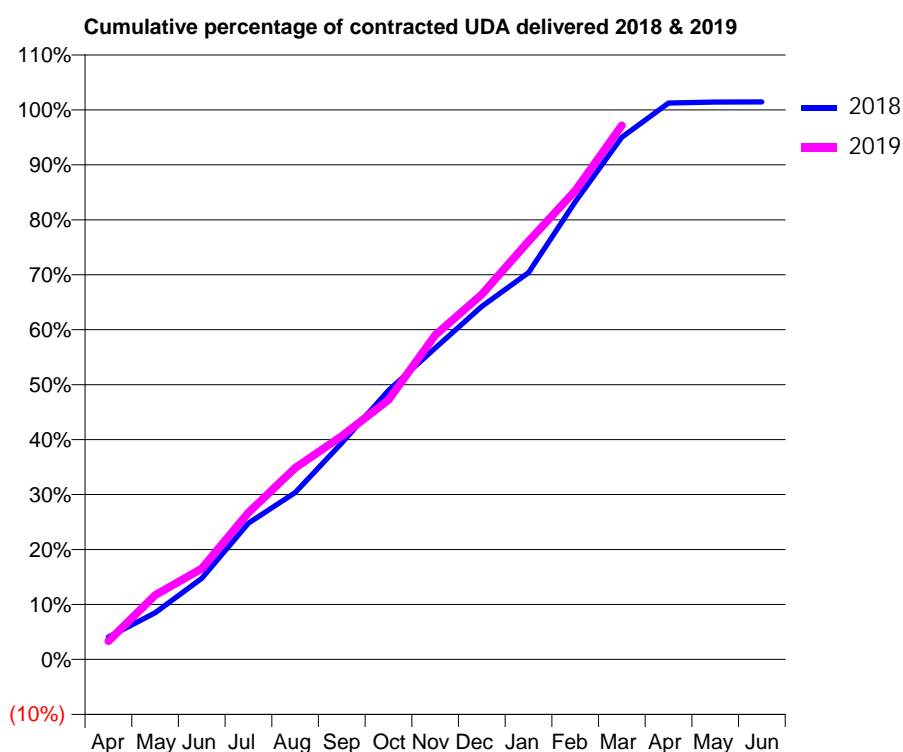
18/19 Contracted general activity (UDA)	16,677
Carry forward general activity (UDA)	-234
18/19 Contracted orthodontic activity (UOA)	0
Carry forward orthodontic activity (UOA)	0
Baseline contract value	£402,889.77

ACCESS*

Patients seen in 24 months	Total	Change since previous quarter
Quarter ending March 2018	5,499	
Quarter ending June 2018	5,362	↓
Quarter ending September 2018	5,303	↓
Quarter ending December 2018	5,374	→
Quarter ending March 2019	5,440	→
Variance since March 2018	(1.1%)	↓



ACTIVITY



Month	Adjusted Scheduled Activity (UDA)	
	2018	2019
April	660	555
May	1,384	1,949
June	2,399	2,760
July	4,041	4,460
August	4,942	5,815
September	6,414	6,778
October	7,964	7,874
November	9,219	9,843
December	10,452	11,073
January	11,456	12,687
February	13,554	14,224
March	15,465	16,200
April	16,476	
May	16,510	
June	16,511	

QUALITY

	Quantity	Base Number	Contract	AT	Region	England
% of FP17s for the same patient ID Re-attending within 3 months - Children	136	1,785	7.6%	10.0%	11.5%	11.8%
% of FP17s for the same patient ID Re-attending within 3 months - Adults	624	5,628	11.1%	14.2%	15.2%	15.7%
% of FP17s for the same patient ID Re-attending between 3 & 9 months - Children	994	1,785	55.7%	62.1%	60.2%	58.9%
% of FP17s for the same patient ID Re-attending between 3 & 9 months - Adults	3,066	5,628	54.5%	54.9%	51.8%	50.8%
% of FP17s for Band 1 Urgent Courses	411	7,097	5.8%	6.9%	8.1%	9.1%
% of FP17s Relating to Free Repair or Replacements	69	7,097	1.0%	0.8%	0.8%	0.8%
% of FP17s Relating to Continuations	20	7,097	0.3%	1.1%	0.9%	0.9%
% of Patients satisfied with the dentistry they have received	1	1	N/A	91.3%	92.7%	92.5%
% of Patients satisfied with the time they had to wait for an appointment	1	1	N/A	85.3%	87.4%	87.0%

* This is based on patients treated on this contract for their most recent course of treatment. Figures in italics indicate the base number of FP17s or Patient Questionnaire responses are less than 100. N/A is shown where the base number of responses is less than 10 during the period. % is calculated as Quantity/Base number*100

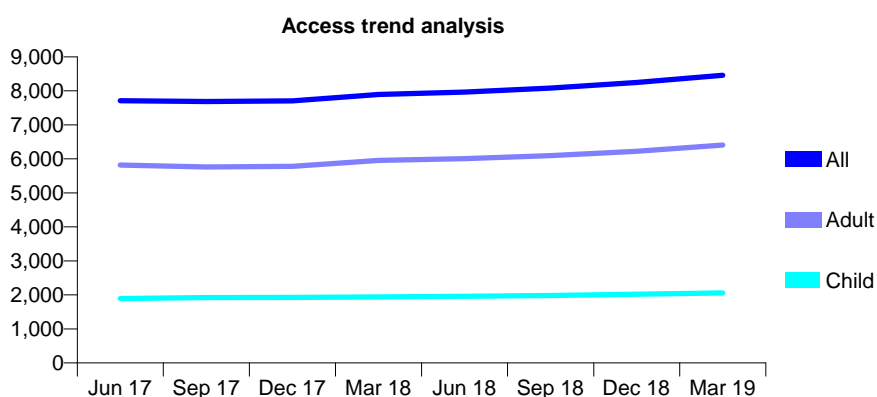
Q55 - Vital Signs At a Glance Contract Report for 143111/0002 - March 2019

Name or company name	Cadmus Dental Care Limited
Contract type name	GDS Contract
Purpose of contract	General
Contract start date	01/10/2013
Contract end date	

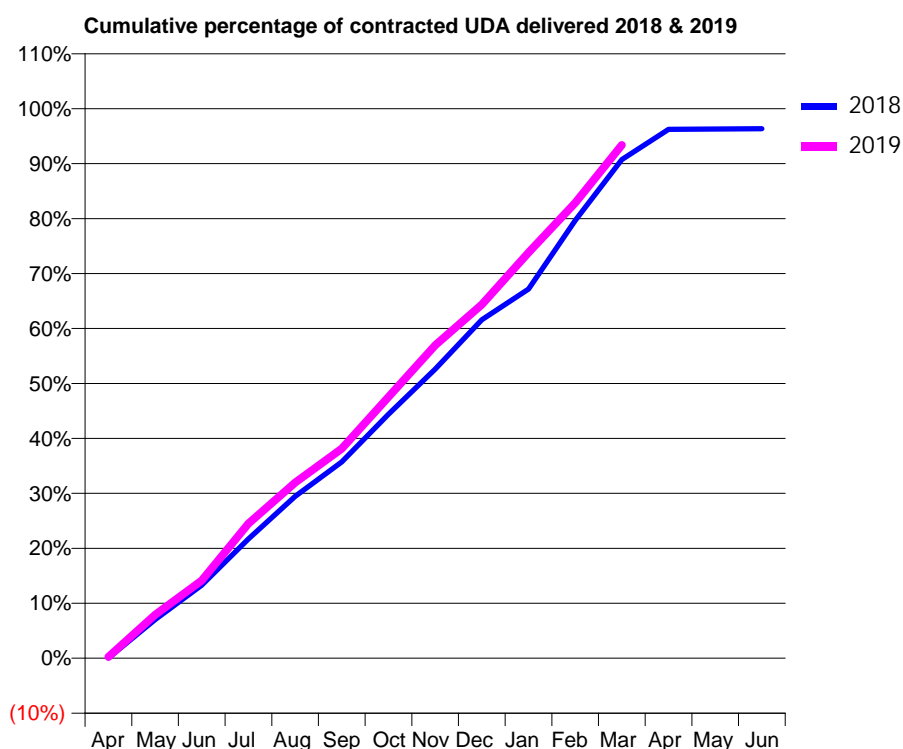
18/19 Contracted general activity (UDA)	28,084
Carry forward general activity (UDA)	1,024
18/19 Contracted orthodontic activity (UOA)	0
Carry forward orthodontic activity (UOA)	0
Baseline contract value	£642,536.84

ACCESS*

Patients seen in 24 months	Total	Change since previous quarter
Quarter ending March 2018	7,892	
Quarter ending June 2018	7,965	→
Quarter ending September 2018	8,080	→
Quarter ending December 2018	8,247	↑
Quarter ending March 2019	8,461	↑
Variance since March 2018	7.2%	↑



ACTIVITY



Month	Adjusted Scheduled Activity (UDA)	
	2018	2019
April	9	75
May	1,979	2,225
June	3,739	3,972
July	6,098	6,881
August	8,271	8,981
September	10,031	10,711
October	12,470	13,354
November	14,773	15,991
December	17,290	18,069
January	18,864	20,725
February	22,373	23,268
March	25,476	26,225
April	27,027	
May	27,042	
June	27,060	

QUALITY

	Quantity	Base Number	Contract	AT	Region	England
% of FP17s for the same patient ID Re-attending within 3 months - Children	226	3,173	7.1%	10.0%	11.5%	11.8%
% of FP17s for the same patient ID Re-attending within 3 months - Adults	1,368	10,057	13.6%	14.2%	15.2%	15.7%
% of FP17s for the same patient ID Re-attending between 3 & 9 months - Children	2,073	3,173	65.3%	62.1%	60.2%	58.9%
% of FP17s for the same patient ID Re-attending between 3 & 9 months - Adults	6,143	10,057	61.1%	54.9%	51.8%	50.8%
% of FP17s for Band 1 Urgent Courses	715	12,695	5.6%	6.9%	8.1%	9.1%
% of FP17s Relating to Free Repair or Replacements	125	12,695	1.0%	0.8%	0.8%	0.8%
% of FP17s Relating to Continuations	127	12,695	1.0%	1.1%	0.9%	0.9%
% of Patients satisfied with the dentistry they have received	7	7	N/A	91.3%	92.7%	92.5%
% of Patients satisfied with the time they had to wait for an appointment	6	7	N/A	85.3%	87.4%	87.0%

* This is based on patients treated on this contract for their most recent course of treatment.

Figures in italics indicate the base number of FP17s or Patient Questionnaire responses are less than 100. N/A is shown where the base number of responses is less than 10 during the period. % is calculated as Quantity/Base number*100

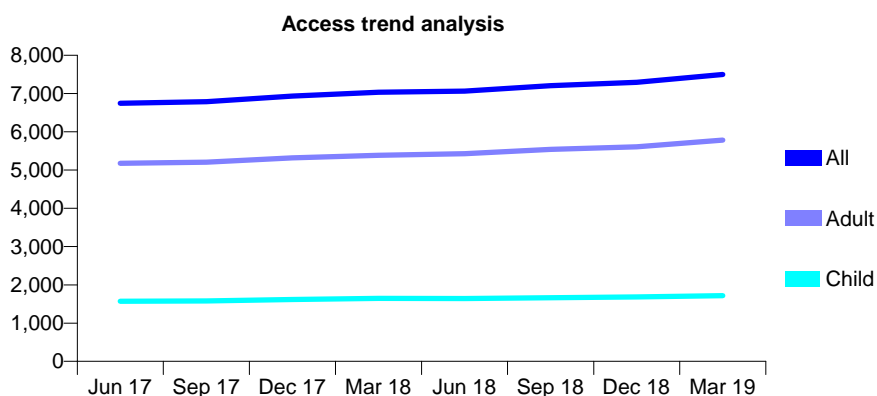
Q55 - Vital Signs At a Glance Contract Report for 146900/0001 - March 2019

Name or company name	Glen Thelwell & Associates LTD Vasileios C
Contract type name	GDS Contract
Purpose of contract	General
Contract start date	01/05/2014
Contract end date	

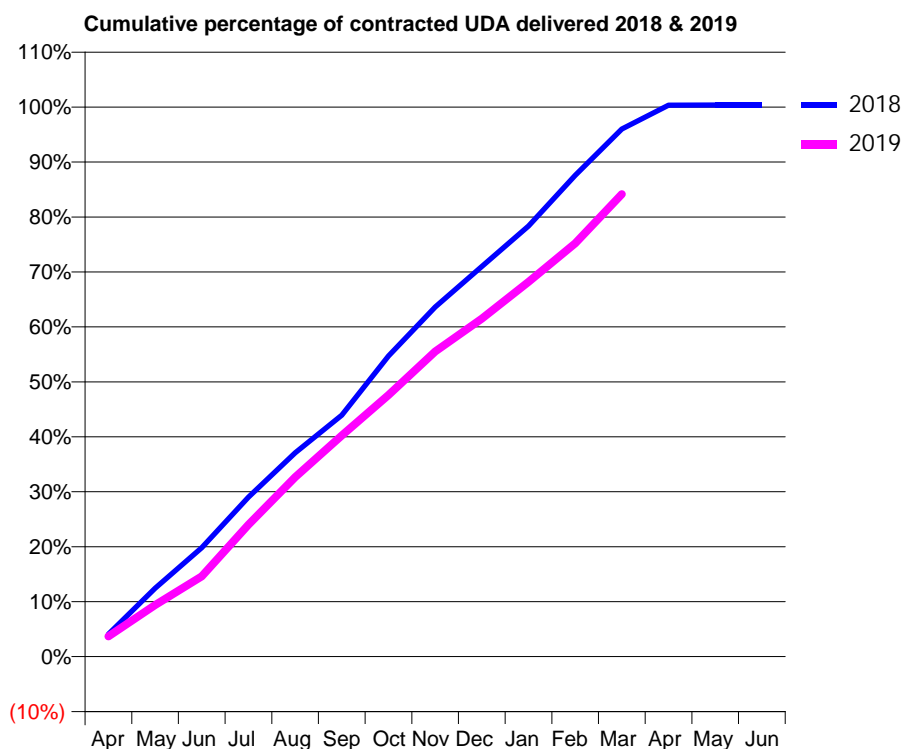
18/19 Contracted general activity (UDA)	28,370
Carry forward general activity (UDA)	-79
18/19 Contracted orthodontic activity (UOA)	0
Carry forward orthodontic activity (UOA)	0
Baseline contract value	£806,199.23

ACCESS*

Patients seen in 24 months	Total	Change since previous quarter
Quarter ending March 2018	7,032	
Quarter ending June 2018	7,065	→
Quarter ending September 2018	7,203	→
Quarter ending December 2018	7,293	→
Quarter ending March 2019	7,499	↑
Variance since March 2018	6.6%	↑



ACTIVITY



Month	Adjusted Scheduled Activity (UDA)	
	2018	2019
April	875	1,049
May	2,663	2,667
June	4,235	4,141
July	6,199	6,814
August	7,928	9,260
September	9,387	11,408
October	11,692	13,506
November	13,593	15,758
December	15,172	17,443
January	16,742	19,352
February	18,718	21,338
March	20,512	23,873
April	21,443	
May	21,448	
June	21,449	

QUALITY

	Quantity	Base Number	Contract	AT	Region	England
% of FP17s for the same patient ID Re-attending within 3 months - Children	151	2,825	5.3%	10.0%	11.5%	11.8%
% of FP17s for the same patient ID Re-attending within 3 months - Adults	908	9,648	9.4%	14.2%	15.2%	15.7%
% of FP17s for the same patient ID Re-attending between 3 & 9 months - Children	1,863	2,825	65.9%	62.1%	60.2%	58.9%
% of FP17s for the same patient ID Re-attending between 3 & 9 months - Adults	6,687	9,648	69.3%	54.9%	51.8%	50.8%
% of FP17s for Band 1 Urgent Courses	192	11,824	1.6%	6.9%	8.1%	9.1%
% of FP17s Relating to Free Repair or Replacements	125	11,824	1.1%	0.8%	0.8%	0.8%
% of FP17s Relating to Continuations	183	11,824	1.5%	1.1%	0.9%	0.9%
% of Patients satisfied with the dentistry they have received	2	2	N/A	91.3%	92.7%	92.5%
% of Patients satisfied with the time they had to wait for an appointment	2	2	N/A	85.3%	87.4%	87.0%

* This is based on patients treated on this contract for their most recent course of treatment. Figures in italics indicate the base number of FP17s or Patient Questionnaire responses are less than 100. N/A is shown where the base number of responses is less than 10 during the period. % is calculated as Quantity/Base number*100

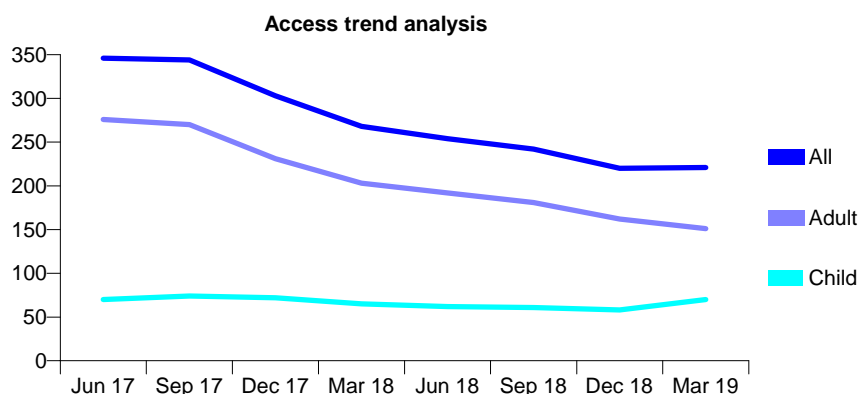
Q55 - Vital Signs At a Glance Contract Report for 147354/0001 - March 2019

Name or company name	Dr Fitton & Dr Singh Dental Surgery
Contract type name	GDS Contract
Purpose of contract	General
Contract start date	29/07/2010
Contract end date	

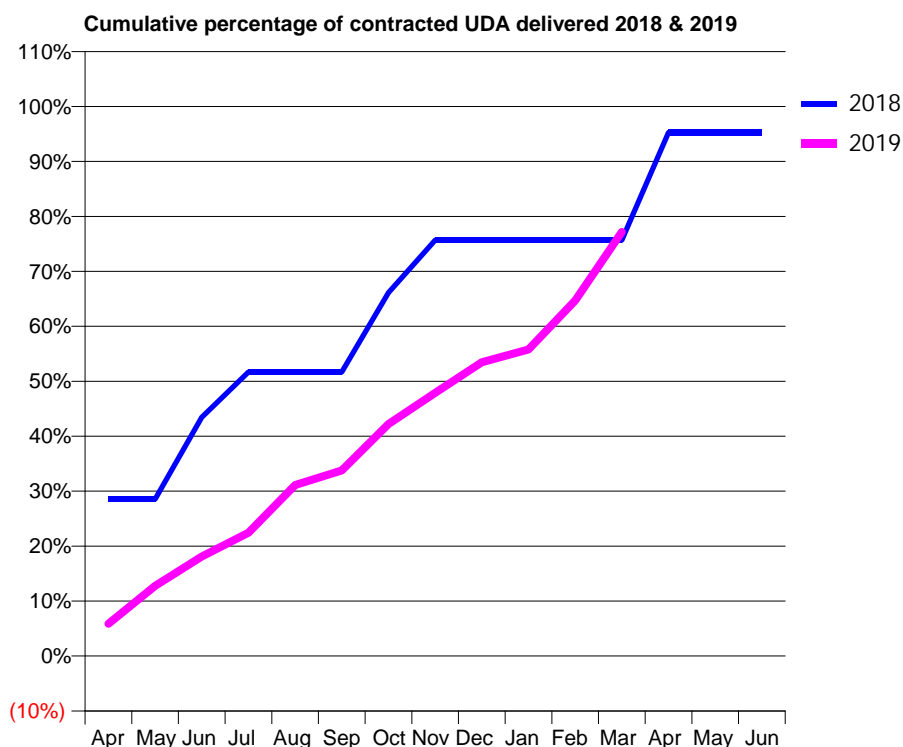
18/19 Contracted general activity (UDA)	900
Carry forward general activity (UDA)	0
18/19 Contracted orthodontic activity (UOA)	0
Carry forward orthodontic activity (UOA)	0
Baseline contract value	£26,765.79

ACCESS*

Patients seen in 24 months	Total	Change since previous quarter
Quarter ending March 2018	268	
Quarter ending June 2018	254	↓
Quarter ending September 2018	242	↓
Quarter ending December 2018	220	↓
Quarter ending March 2019	221	→
Variance since March 2018	(17.5%)	↓



ACTIVITY



Month	Adjusted Scheduled Activity (UDA)	
	2018	2019
April	257	53
May	257	115
June	391	163
July	465	202
August	465	280
September	465	304
October	595	380
November	681	431
December	681	481
January	681	502
February	681	582
March	681	694
April	857	
May	857	
June	857	

QUALITY

	Quantity	Base Number	Contract	AT	Region	England
% of FP17s for the same patient ID Re-attending within 3 months - Children	5	91	5.5%	10.0%	11.5%	11.8%
% of FP17s for the same patient ID Re-attending within 3 months - Adults	35	218	16.1%	14.2%	15.2%	15.7%
% of FP17s for the same patient ID Re-attending between 3 & 9 months - Children	28	91	30.8%	62.1%	60.2%	58.9%
% of FP17s for the same patient ID Re-attending between 3 & 9 months - Adults	93	218	42.7%	54.9%	51.8%	50.8%
% of FP17s for Band 1 Urgent Courses	2	245	0.8%	6.9%	8.1%	9.1%
% of FP17s Relating to Free Repair or Replacements	0	245	0.0%	0.8%	0.8%	0.8%
% of FP17s Relating to Continuations	10	245	4.1%	1.1%	0.9%	0.9%
% of Patients satisfied with the dentistry they have received	0	1	N/A	91.3%	92.7%	92.5%
% of Patients satisfied with the time they had to wait for an appointment	0	1	N/A	85.3%	87.4%	87.0%

* This is based on patients treated on this contract for their most recent course of treatment. Figures in italics indicate the base number of FP17s or Patient Questionnaire responses are less than 100. N/A is shown where the base number of responses is less than 10 during the period. % is calculated as Quantity/Base number*100

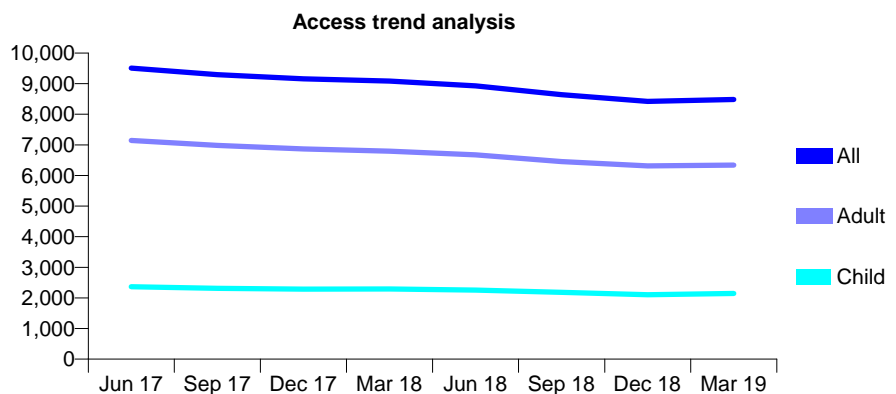
Q55 - Vital Signs At a Glance Contract Report for 148369/0001 - March 2019

Name or company name	KH & GW Ltd
Contract type name	GDS Contract
Purpose of contract	General and Orthodontic
Contract start date	01/04/2008
Contract end date	

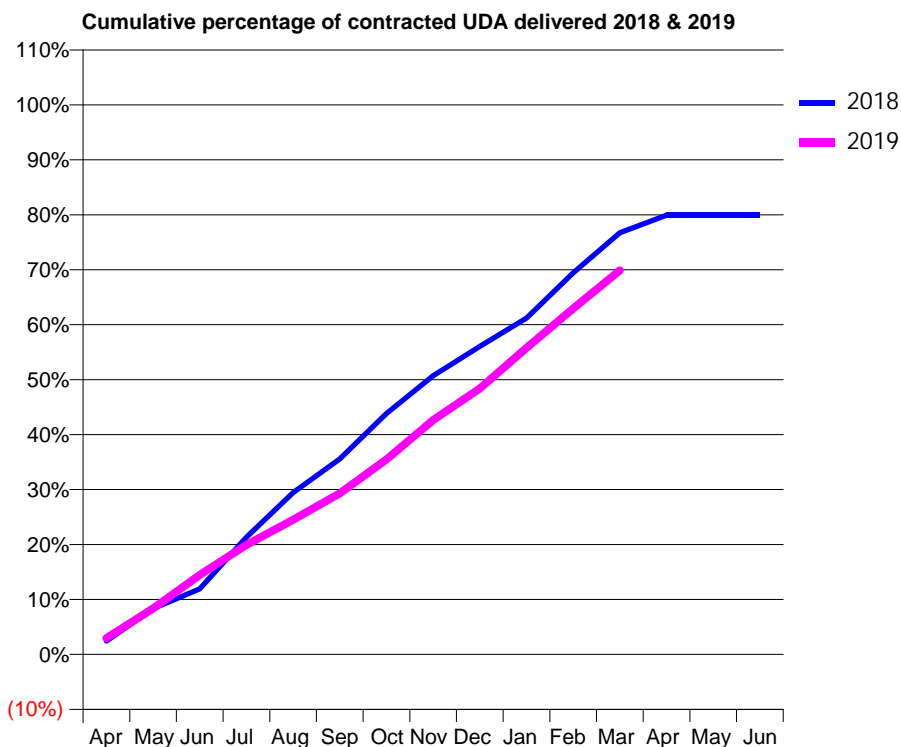
18/19 Contracted general activity (UDA)	30,382
Carry forward general activity (UDA)	0
18/19 Contracted orthodontic activity (UOA)	1,589
Carry forward orthodontic activity (UOA)	0
Baseline contract value	£1,056,371.02

ACCESS*

Patients seen in 24 months	Total	Change since previous quarter
Quarter ending March 2018	9,089	
Quarter ending June 2018	8,930	↓
Quarter ending September 2018	8,641	↓
Quarter ending December 2018	8,419	↓
Quarter ending March 2019	8,481	→
Variance since March 2018	(6.7%)	↓



ACTIVITY



Month	2018	2019
April	742	906
May	2,532	2,548
June	3,626	4,400
July	6,484	6,056
August	8,949	7,451
September	10,809	8,912
October	13,320	10,781
November	15,403	12,961
December	17,031	14,707
January	18,591	16,949
February	21,101	19,131
March	23,306	21,228
April	24,285	
May	24,286	
June	24,280	

QUALITY

	Quantity	Base Number	Contract	AT	Region	England
% of FP17s for the same patient ID Re-attending within 3 months - Children	123	2,921	4.2%	10.0%	11.5%	11.8%
% of FP17s for the same patient ID Re-attending within 3 months - Adults	783	8,052	9.7%	14.2%	15.2%	15.7%
% of FP17s for the same patient ID Re-attending between 3 & 9 months - Children	1,484	2,921	50.8%	62.1%	60.2%	58.9%
% of FP17s for the same patient ID Re-attending between 3 & 9 months - Adults	3,431	8,052	42.6%	54.9%	51.8%	50.8%
% of FP17s for Band 1 Urgent Courses	364	10,490	3.5%	6.9%	8.1%	9.1%
% of FP17s Relating to Free Repair or Replacements	71	10,490	0.7%	0.8%	0.8%	0.8%
% of FP17s Relating to Continuations	135	10,490	1.3%	1.1%	0.9%	0.9%
% of Patients satisfied with the dentistry they have received	6	6	N/A	91.3%	92.7%	92.5%
% of Patients satisfied with the time they had to wait for an appointment	5	6	N/A	85.3%	87.4%	87.0%

* This is based on patients treated on this contract for their most recent course of treatment. Figures in italics indicate the base number of FP17s or Patient Questionnaire responses are less than 100. N/A is shown where the base number of responses is less than 10 during the period. % is calculated as Quantity/Base number*100

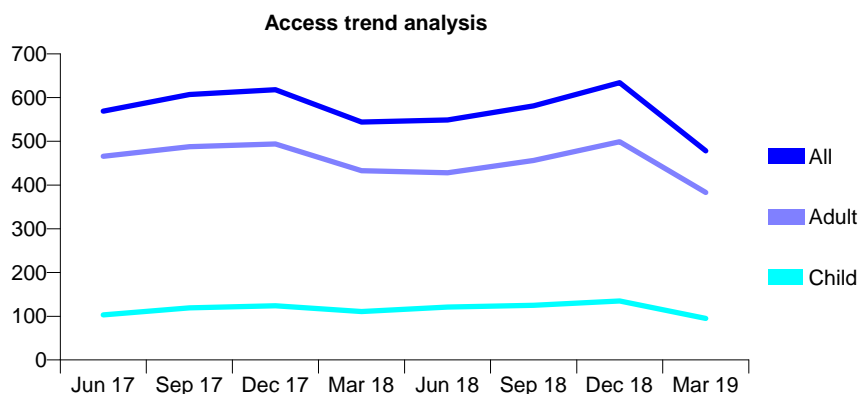
Q55 - Vital Signs At a Glance Contract Report for 151378/0001 - March 2019

Name or company name	Bulwell Dental Practice
Contract type name	GDS Contract
Purpose of contract	General
Contract start date	03/11/2008
Contract end date	

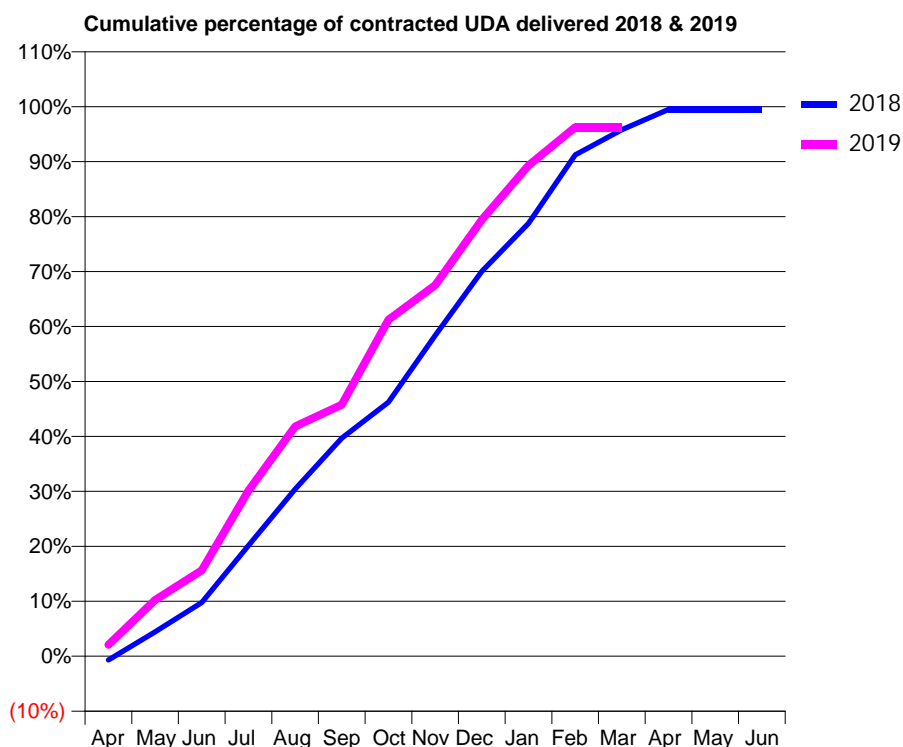
18/19 Contracted general activity (UDA)	2,345
Carry forward general activity (UDA)	0
18/19 Contracted orthodontic activity (UOA)	0
Carry forward orthodontic activity (UOA)	0
Baseline contract value	£55,486.83

ACCESS*

Patients seen in 24 months	Total	Change since previous quarter
Quarter ending March 2018	544	
Quarter ending June 2018	549	→
Quarter ending September 2018	581	↑
Quarter ending December 2018	634	↑
Quarter ending March 2019	478	↓
Variance since March 2018	(12.1%)	↓



ACTIVITY



Month	Adjusted Scheduled Activity (UDA)	
	2018	2019
April	-16	49
May	104	240
June	229	367
July	472	706
August	713	980
September	931	1,073
October	1,085	1,436
November	1,369	1,583
December	1,642	1,862
January	1,847	2,094
February	2,139	2,257
March	2,246	2,257
April	2,333	
May	2,333	
June	2,333	

QUALITY

	Quantity	Base Number	Contract	AT	Region	England
% of FP17s for the same patient ID Re-attending within 3 months - Children	15	155	9.7%	10.0%	11.5%	11.8%
% of FP17s for the same patient ID Re-attending within 3 months - Adults	68	628	10.8%	14.2%	15.2%	15.7%
% of FP17s for the same patient ID Re-attending between 3 & 9 months - Children	77	155	49.7%	62.1%	60.2%	58.9%
% of FP17s for the same patient ID Re-attending between 3 & 9 months - Adults	309	628	49.2%	54.9%	51.8%	50.8%
% of FP17s for Band 1 Urgent Courses	54	748	7.2%	6.9%	8.1%	9.1%
% of FP17s Relating to Free Repair or Replacements	14	748	1.9%	0.8%	0.8%	0.8%
% of FP17s Relating to Continuations	14	748	1.9%	1.1%	0.9%	0.9%
% of Patients satisfied with the dentistry they have received	0	0	N/A	91.3%	92.7%	92.5%
% of Patients satisfied with the time they had to wait for an appointment	0	0	N/A	85.3%	87.4%	87.0%

* This is based on patients treated on this contract for their most recent course of treatment.

Figures in italics indicate the base number of FP17s or Patient Questionnaire responses are less than 100. N/A is shown where the base number of responses is less than 10 during the period. % is calculated as Quantity/Base number*100

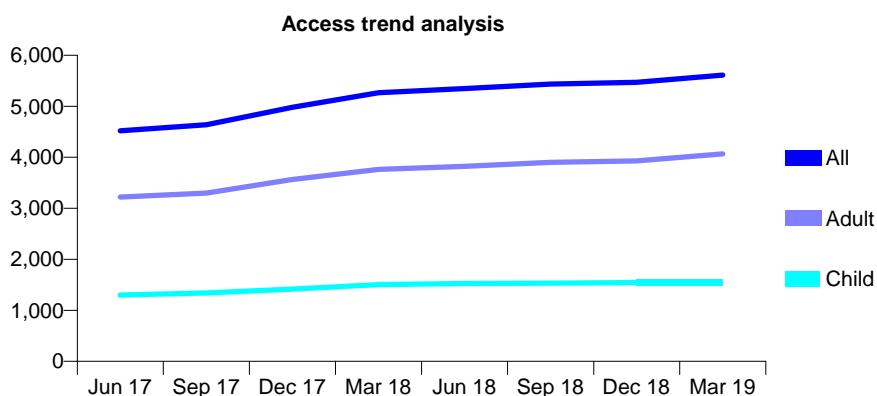
Q55 - Vital Signs At a Glance Contract Report for 153907/0002 - March 2019

Name or company name	Carlton Dental Care Limited
Contract type name	GDS Contract
Purpose of contract	General
Contract start date	06/04/2013
Contract end date	

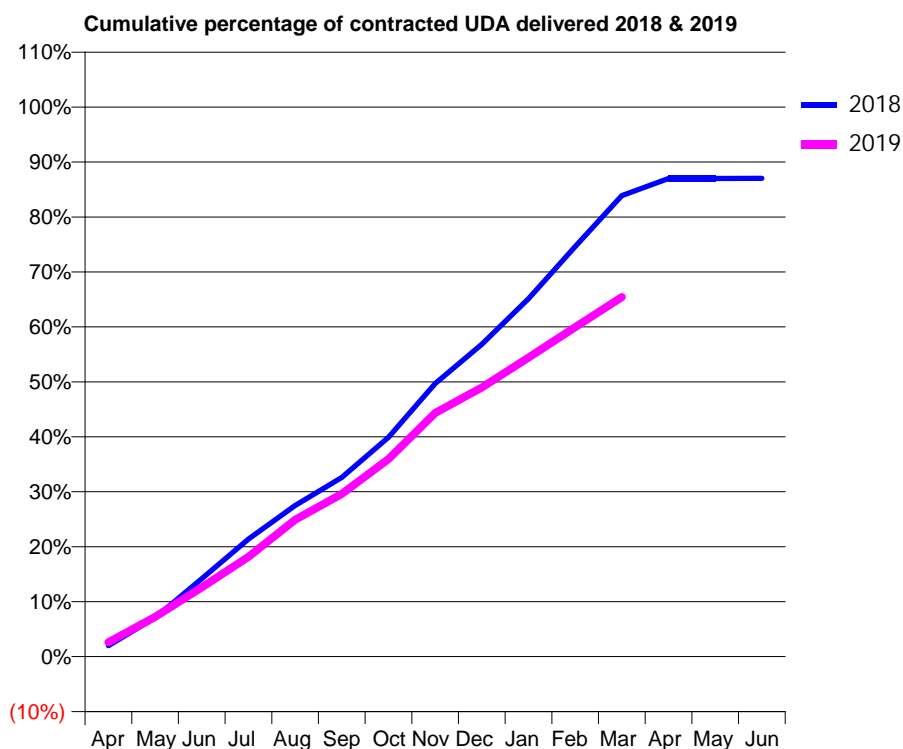
18/19 Contracted general activity (UDA)	19,441
Carry forward general activity (UDA)	0
18/19 Contracted orthodontic activity (UOA)	0
Carry forward orthodontic activity (UOA)	0
Baseline contract value	£529,530.87

ACCESS*

Patients seen in 24 months	Total	Change since previous quarter
Quarter ending March 2018	5,267	
Quarter ending June 2018	5,348	→
Quarter ending September 2018	5,436	→
Quarter ending December 2018	5,471	→
Quarter ending March 2019	5,613	↑
Variance since March 2018	6.6%	↑



ACTIVITY



Month	Adjusted Scheduled Activity (UDA)	
	2018	2019
April	351	506
May	1,237	1,409
June	2,474	2,451
July	3,729	3,533
August	4,799	4,842
September	5,685	5,752
October	6,960	6,988
November	8,666	8,622
December	9,910	9,523
January	11,360	10,581
February	13,015	11,654
March	14,628	12,724
April	15,176	
May	15,177	
June	15,178	

QUALITY

	Quantity	Base Number	Contract	AT	Region	England
% of FP17s for the same patient ID Re-attending within 3 months - Children	213	2,295	9.3%	10.0%	11.5%	11.8%
% of FP17s for the same patient ID Re-attending within 3 months - Adults	728	5,243	13.9%	14.2%	15.2%	15.7%
% of FP17s for the same patient ID Re-attending between 3 & 9 months - Children	1,451	2,295	63.2%	62.1%	60.2%	58.9%
% of FP17s for the same patient ID Re-attending between 3 & 9 months - Adults	2,848	5,243	54.3%	54.9%	51.8%	50.8%
% of FP17s for Band 1 Urgent Courses	213	6,461	3.3%	6.9%	8.1%	9.1%
% of FP17s Relating to Free Repair or Replacements	105	6,461	1.6%	0.8%	0.8%	0.8%
% of FP17s Relating to Continuations	150	6,461	2.3%	1.1%	0.9%	0.9%
% of Patients satisfied with the dentistry they have received	1	1	N/A	91.3%	92.7%	92.5%
% of Patients satisfied with the time they had to wait for an appointment	1	1	N/A	85.3%	87.4%	87.0%

* This is based on patients treated on this contract for their most recent course of treatment. Figures in italics indicate the base number of FP17s or Patient Questionnaire responses are less than 100. N/A is shown where the base number of responses is less than 10 during the period. % is calculated as Quantity/Base number*100

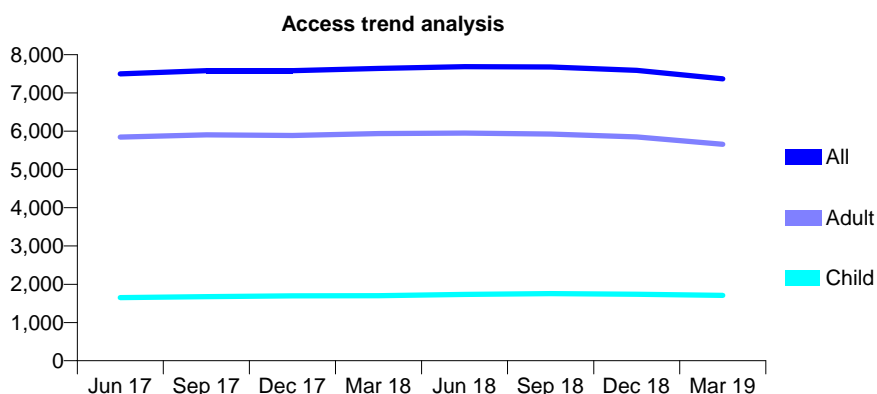
Q55 - Vital Signs At a Glance Contract Report for 154288/0001 - March 2019

Name or company name	D AND L JORDAN LIMITED
Contract type name	GDS Contract
Purpose of contract	General
Contract start date	01/04/2013
Contract end date	

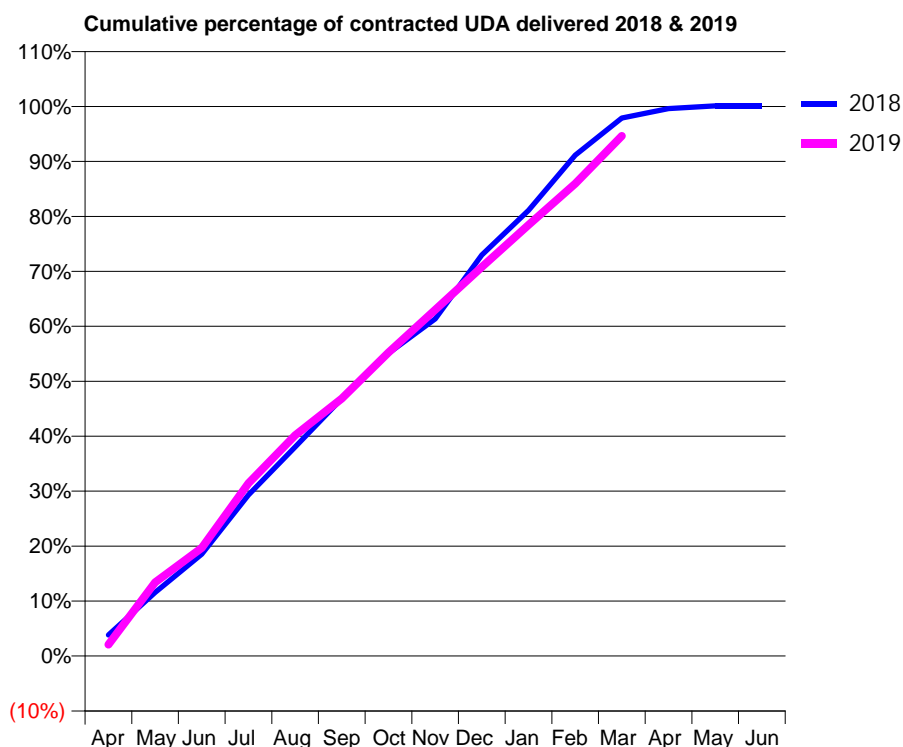
18/19 Contracted general activity (UDA)	19,075
Carry forward general activity (UDA)	-24
18/19 Contracted orthodontic activity (UOA)	0
Carry forward orthodontic activity (UOA)	0
Baseline contract value	£527,761.36

ACCESS*

Patients seen in 24 months	Total	Change since previous quarter
Quarter ending March 2018	7,638	
Quarter ending June 2018	7,684	→
Quarter ending September 2018	7,679	→
Quarter ending December 2018	7,590	↓
Quarter ending March 2019	7,366	↓
Variance since March 2018	(3.6%)	↓



ACTIVITY



Month	Adjusted Scheduled Activity (UDA)	
	2018	2019
April	728	398
May	2,209	2,557
June	3,540	3,753
July	5,591	5,997
August	7,255	7,665
September	8,936	8,937
October	10,506	10,533
November	11,703	12,019
December	13,916	13,500
January	15,466	14,964
February	17,384	16,399
March	18,669	18,049
April	19,001	
May	19,097	
June	19,099	

QUALITY

	Quantity	Base Number	Contract	AT	Region	England
% of FP17s for the same patient ID Re-attending within 3 months - Children	158	2,657	5.9%	10.0%	11.5%	11.8%
% of FP17s for the same patient ID Re-attending within 3 months - Adults	793	8,433	9.4%	14.2%	15.2%	15.7%
% of FP17s for the same patient ID Re-attending between 3 & 9 months - Children	1,744	2,657	65.6%	62.1%	60.2%	58.9%
% of FP17s for the same patient ID Re-attending between 3 & 9 months - Adults	5,618	8,433	66.6%	54.9%	51.8%	50.8%
% of FP17s for Band 1 Urgent Courses	536	10,797	5.0%	6.9%	8.1%	9.1%
% of FP17s Relating to Free Repair or Replacements	49	10,797	0.5%	0.8%	0.8%	0.8%
% of FP17s Relating to Continuations	73	10,797	0.7%	1.1%	0.9%	0.9%
% of Patients satisfied with the dentistry they have received	2	2	N/A	91.3%	92.7%	92.5%
% of Patients satisfied with the time they had to wait for an appointment	2	2	N/A	85.3%	87.4%	87.0%

* This is based on patients treated on this contract for their most recent course of treatment. Figures in italics indicate the base number of FP17s or Patient Questionnaire responses are less than 100. N/A is shown where the base number of responses is less than 10 during the period. % is calculated as Quantity/Base number*100

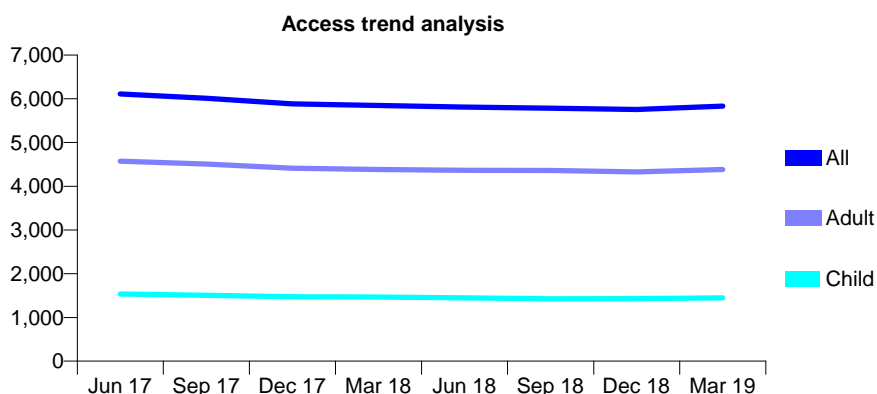
Q55 - Vital Signs At a Glance Contract Report for 154393/0001 - March 2019

Name or company name	Oswald House Dental Practice
Contract type name	GDS Contract
Purpose of contract	General
Contract start date	01/10/2013
Contract end date	

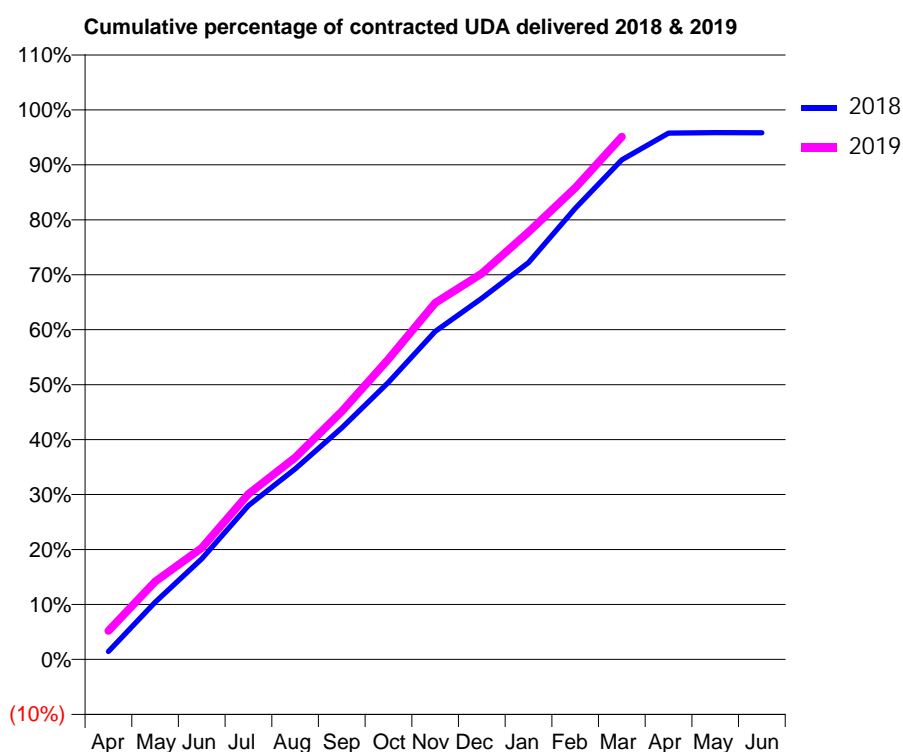
18/19 Contracted general activity (UDA)	18,083
Carry forward general activity (UDA)	0
18/19 Contracted orthodontic activity (UOA)	0
Carry forward orthodontic activity (UOA)	0
Baseline contract value	£395,478.60

ACCESS*

Patients seen in 24 months	Total	Change since previous quarter
Quarter ending March 2018	5,850	
Quarter ending June 2018	5,812	→
Quarter ending September 2018	5,784	→
Quarter ending December 2018	5,755	→
Quarter ending March 2019	5,832	→
Variance since March 2018	(0.3%)	→



ACTIVITY



Month	Adjusted Scheduled Activity (UDA)	
	2018	2019
April	234	942
May	1,675	2,562
June	2,944	3,665
July	4,507	5,445
August	5,577	6,647
September	6,775	8,160
October	8,110	9,880
November	9,598	11,733
December	10,572	12,698
January	11,612	14,062
February	13,203	15,518
March	14,623	17,197
April	15,402	
May	15,413	
June	15,411	

QUALITY

	Quantity	Base Number	Contract	AT	Region	England
% of FP17s for the same patient ID Re-attending within 3 months - Children	175	2,427	7.2%	10.0%	11.5%	11.8%
% of FP17s for the same patient ID Re-attending within 3 months - Adults	921	6,903	13.3%	14.2%	15.2%	15.7%
% of FP17s for the same patient ID Re-attending between 3 & 9 months - Children	1,600	2,427	65.9%	62.1%	60.2%	58.9%
% of FP17s for the same patient ID Re-attending between 3 & 9 months - Adults	4,204	6,903	60.9%	54.9%	51.8%	50.8%
% of FP17s for Band 1 Urgent Courses	733	8,954	8.2%	6.9%	8.1%	9.1%
% of FP17s Relating to Free Repair or Replacements	147	8,954	1.6%	0.8%	0.8%	0.8%
% of FP17s Relating to Continuations	90	8,954	1.0%	1.1%	0.9%	0.9%
% of Patients satisfied with the dentistry they have received	4	4	N/A	91.3%	92.7%	92.5%
% of Patients satisfied with the time they had to wait for an appointment	3	4	N/A	85.3%	87.4%	87.0%

* This is based on patients treated on this contract for their most recent course of treatment. Figures in italics indicate the base number of FP17s or Patient Questionnaire responses are less than 100. N/A is shown where the base number of responses is less than 10 during the period. % is calculated as Quantity/Base number*100

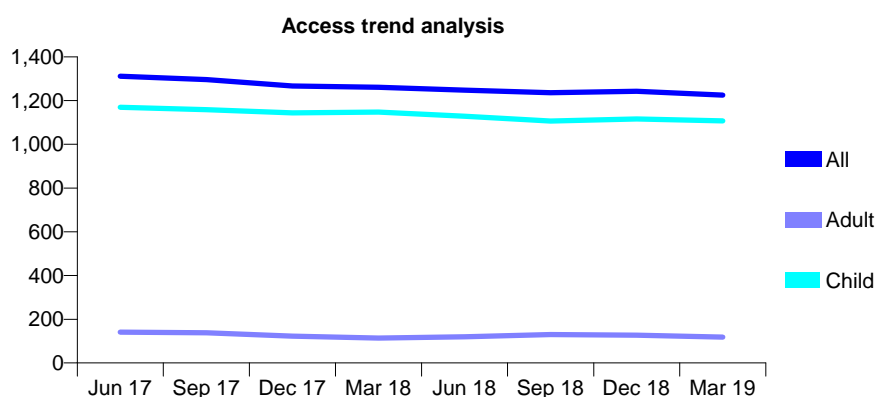
Q55 - Vital Signs At a Glance Contract Report for 157139/0001 - March 2019

Name or company name	Brompton House Dental Practice Limited
Contract type name	GDS Contract
Purpose of contract	General
Contract start date	01/04/2011
Contract end date	

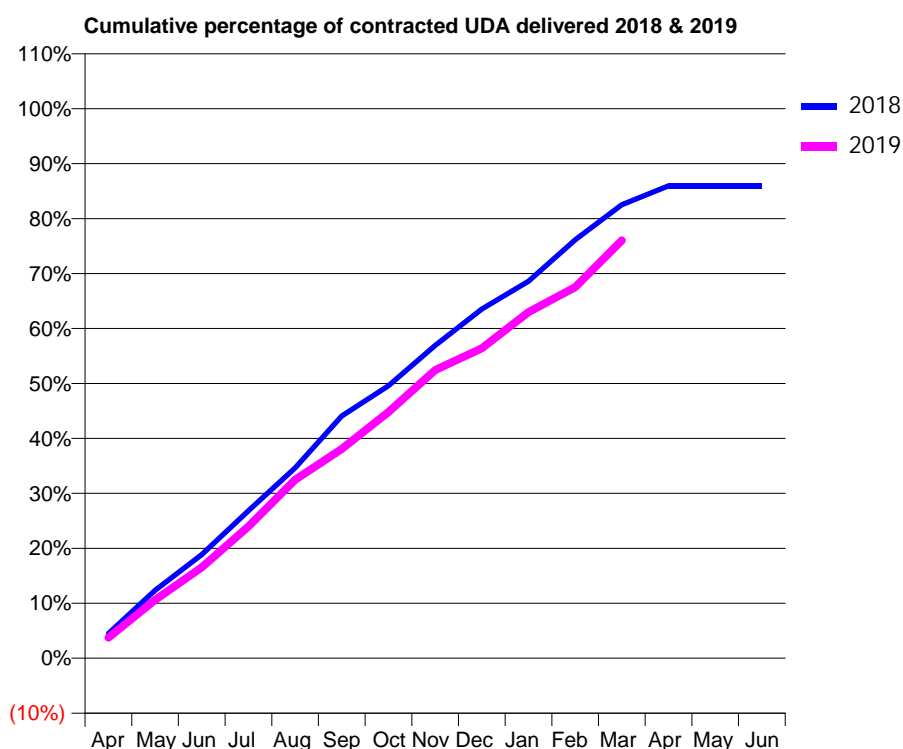
18/19 Contracted general activity (UDA)	3,450
Carry forward general activity (UDA)	0
18/19 Contracted orthodontic activity (UOA)	0
Carry forward orthodontic activity (UOA)	0
Baseline contract value	£94,455.20

ACCESS*

Patients seen in 24 months	Total	Change since previous quarter
Quarter ending March 2018	1,261	
Quarter ending June 2018	1,248	↓
Quarter ending September 2018	1,236	→
Quarter ending December 2018	1,243	→
Quarter ending March 2019	1,225	↓
Variance since March 2018	(2.9%)	↓



ACTIVITY



Month	2018	2019
April	155	129
May	427	367
June	651	570
July	926	827
August	1,195	1,120
September	1,521	1,314
October	1,711	1,546
November	1,963	1,808
December	2,191	1,946
January	2,366	2,173
February	2,627	2,329
March	2,847	2,622
April	2,965	
May	2,965	
June	2,965	

QUALITY

	Quantity	Base Number	Contract	AT	Region	England
% of FP17s for the same patient ID Re-attending within 3 months - Children	228	2,127	10.7%	10.0%	11.5%	11.8%
% of FP17s for the same patient ID Re-attending within 3 months - Adults	1	3	33.3%	14.2%	15.2%	15.7%
% of FP17s for the same patient ID Re-attending between 3 & 9 months - Children	1,501	2,127	70.6%	62.1%	60.2%	58.9%
% of FP17s for the same patient ID Re-attending between 3 & 9 months - Adults	1	3	33.3%	54.9%	51.8%	50.8%
% of FP17s for Band 1 Urgent Courses	51	2,041	2.5%	6.9%	8.1%	9.1%
% of FP17s Relating to Free Repair or Replacements	0	2,041	0.0%	0.8%	0.8%	0.8%
% of FP17s Relating to Continuations	0	2,041	0.0%	1.1%	0.9%	0.9%
% of Patients satisfied with the dentistry they have received	0	0	N/A	91.3%	92.7%	92.5%
% of Patients satisfied with the time they had to wait for an appointment	0	0	N/A	85.3%	87.4%	87.0%

* This is based on patients treated on this contract for their most recent course of treatment. Figures in italics indicate the base number of FP17s or Patient Questionnaire responses are less than 100. N/A is shown where the base number of responses is less than 10 during the period. % is calculated as Quantity/Base number*100

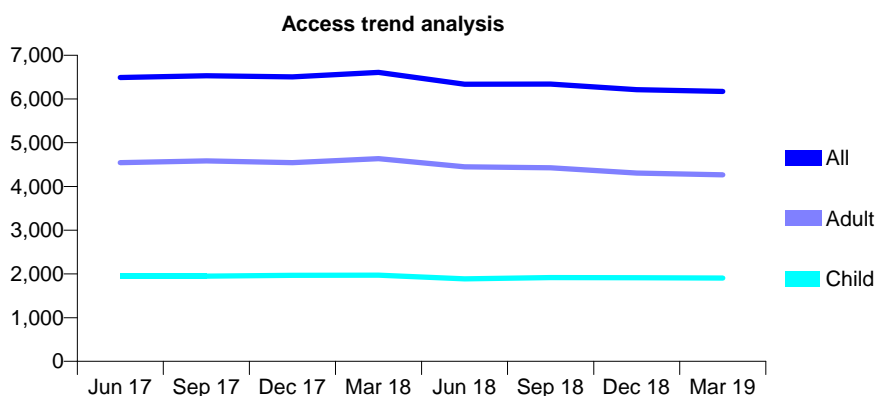
Q55 - Vital Signs At a Glance Contract Report for 158941/0001 - March 2019

Name or company name	D M Jordan Limited
Contract type name	GDS Contract
Purpose of contract	General
Contract start date	01/07/2012
Contract end date	

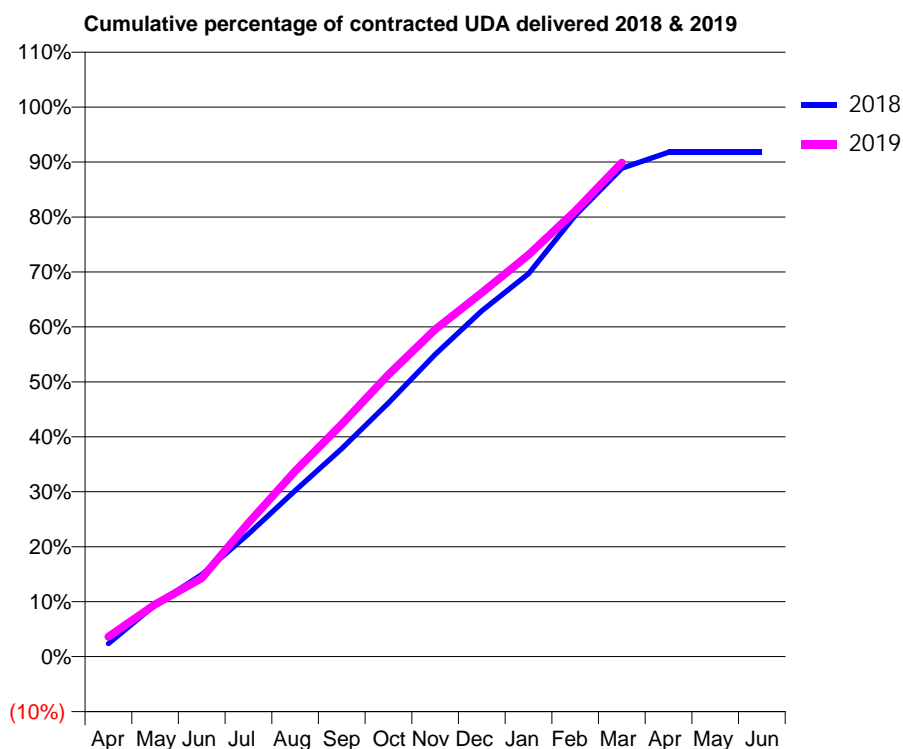
18/19 Contracted general activity (UDA)	21,500
Carry forward general activity (UDA)	0
18/19 Contracted orthodontic activity (UOA)	0
Carry forward orthodontic activity (UOA)	0
Baseline contract value	£523,113.04

ACCESS*

Patients seen in 24 months	Total	Change since previous quarter
Quarter ending March 2018	6,607	
Quarter ending June 2018	6,336	↓
Quarter ending September 2018	6,343	→
Quarter ending December 2018	6,216	↓
Quarter ending March 2019	6,171	→
Variance since March 2018	(6.6%)	↓



ACTIVITY



Month	Adjusted Scheduled Activity (UDA)	
	2018	2019
April	515	778
May	2,025	2,041
June	3,213	3,073
July	4,798	5,228
August	6,499	7,261
September	8,135	9,098
October	9,928	11,040
November	11,827	12,802
December	13,528	14,236
January	14,981	15,716
February	17,261	17,432
March	19,101	19,324
April	19,734	
May	19,734	
June	19,734	

QUALITY

	Quantity	Base Number	Contract	AT	Region	England
% of FP17s for the same patient ID Re-attending within 3 months - Children	239	3,470	6.9%	10.0%	11.5%	11.8%
% of FP17s for the same patient ID Re-attending within 3 months - Adults	729	6,263	11.6%	14.2%	15.2%	15.7%
% of FP17s for the same patient ID Re-attending between 3 & 9 months - Children	2,334	3,470	67.3%	62.1%	60.2%	58.9%
% of FP17s for the same patient ID Re-attending between 3 & 9 months - Adults	4,005	6,263	63.9%	54.9%	51.8%	50.8%
% of FP17s for Band 1 Urgent Courses	310	9,387	3.3%	6.9%	8.1%	9.1%
% of FP17s Relating to Free Repair or Replacements	55	9,387	0.6%	0.8%	0.8%	0.8%
% of FP17s Relating to Continuations	205	9,387	2.2%	1.1%	0.9%	0.9%
% of Patients satisfied with the dentistry they have received	4	4	N/A	91.3%	92.7%	92.5%
% of Patients satisfied with the time they had to wait for an appointment	1	4	N/A	85.3%	87.4%	87.0%

* This is based on patients treated on this contract for their most recent course of treatment. Figures in italics indicate the base number of FP17s or Patient Questionnaire responses are less than 100. N/A is shown where the base number of responses is less than 10 during the period. % is calculated as Quantity/Base number*100

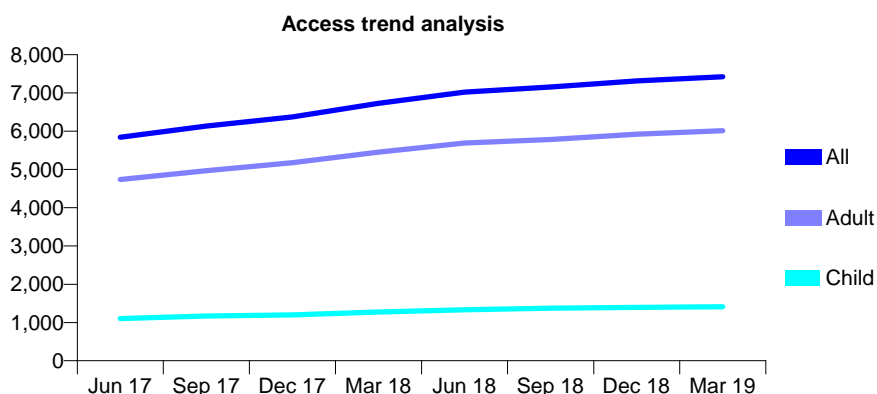
Q55 - Vital Signs At a Glance Contract Report for 160490/0001 - March 2019

Name or company name	Dr Chandan Sharma
Contract type name	GDS Contract
Purpose of contract	General
Contract start date	01/04/2012
Contract end date	

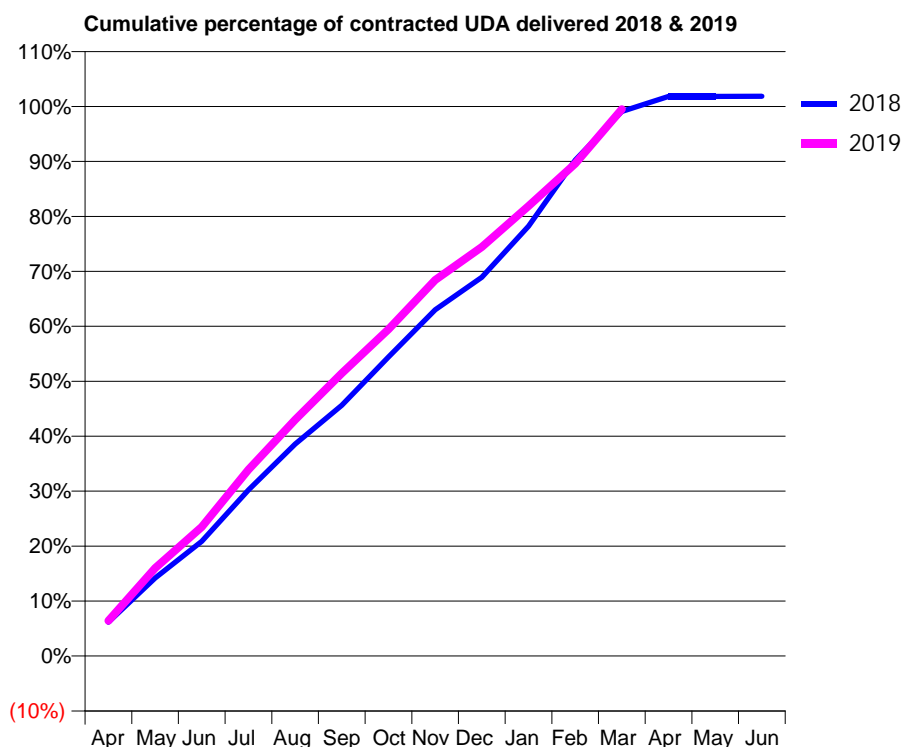
18/19 Contracted general activity (UDA)	16,786
Carry forward general activity (UDA)	-311
18/19 Contracted orthodontic activity (UOA)	0
Carry forward orthodontic activity (UOA)	0
Baseline contract value	£449,861.96

ACCESS*

Patients seen in 24 months	Total	Change since previous quarter
Quarter ending March 2018	6,728	
Quarter ending June 2018	7,022	↑
Quarter ending September 2018	7,154	→
Quarter ending December 2018	7,316	↑
Quarter ending March 2019	7,424	→
Variance since March 2018	10.3%	↑



ACTIVITY



Month	Adjusted Scheduled Activity (UDA)	
	2018	2019
April	1,038	1,077
May	2,385	2,687
June	3,504	3,941
July	5,073	5,693
August	6,476	7,217
September	7,660	8,636
October	9,135	9,978
November	10,578	11,485
December	11,569	12,493
January	13,125	13,744
February	15,148	15,038
March	16,634	16,701
April	17,095	
May	17,094	
June	17,097	

QUALITY

	Quantity	Base Number	Contract	AT	Region	England
% of FP17s for the same patient ID Re-attending within 3 months - Children	119	2,233	5.3%	10.0%	11.5%	11.8%
% of FP17s for the same patient ID Re-attending within 3 months - Adults	983	8,093	12.1%	14.2%	15.2%	15.7%
% of FP17s for the same patient ID Re-attending between 3 & 9 months - Children	1,454	2,233	65.1%	62.1%	60.2%	58.9%
% of FP17s for the same patient ID Re-attending between 3 & 9 months - Adults	3,582	8,093	44.3%	54.9%	51.8%	50.8%
% of FP17s for Band 1 Urgent Courses	825	9,694	8.5%	6.9%	8.1%	9.1%
% of FP17s Relating to Free Repair or Replacements	88	9,694	0.9%	0.8%	0.8%	0.8%
% of FP17s Relating to Continuations	30	9,694	0.3%	1.1%	0.9%	0.9%
% of Patients satisfied with the dentistry they have received	3	4	N/A	91.3%	92.7%	92.5%
% of Patients satisfied with the time they had to wait for an appointment	3	4	N/A	85.3%	87.4%	87.0%

* This is based on patients treated on this contract for their most recent course of treatment.

Figures in italics indicate the base number of FP17s or Patient Questionnaire responses are less than 100. N/A is shown where the base number of responses is less than 10 during the period. % is calculated as Quantity/Base number*100

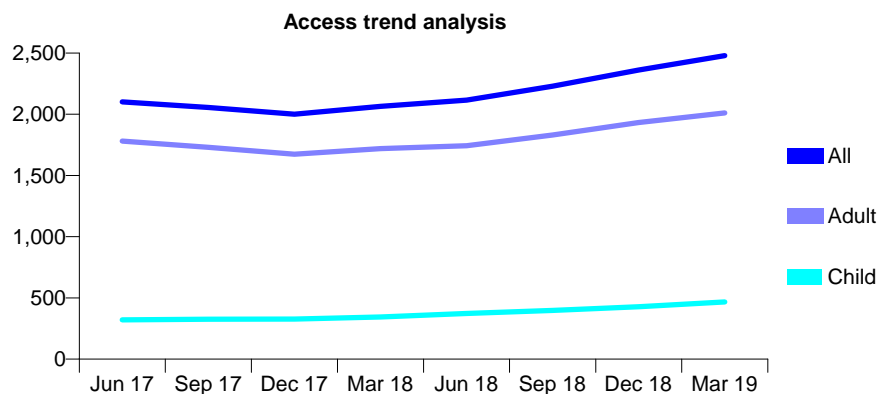
Q55 - Vital Signs At a Glance Contract Report for 160636/0001 - March 2019

Name or company name	Eyre Street Dental
Contract type name	GDS Contract
Purpose of contract	General
Contract start date	01/04/2015
Contract end date	

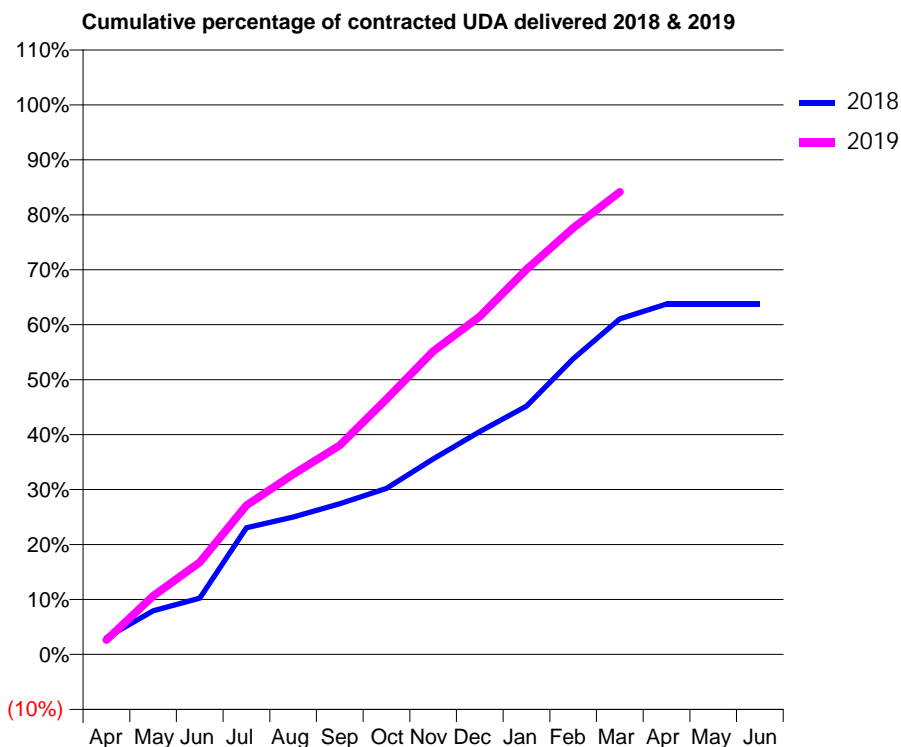
18/19 Contracted general activity (UDA)	9,028
Carry forward general activity (UDA)	0
18/19 Contracted orthodontic activity (UOA)	0
Carry forward orthodontic activity (UOA)	0
Baseline contract value	£257,163.88

ACCESS*

Patients seen in 24 months	Total	Change since previous quarter
Quarter ending March 2018	2,065	
Quarter ending June 2018	2,116	↑
Quarter ending September 2018	2,229	↑
Quarter ending December 2018	2,361	↑
Quarter ending March 2019	2,479	↑
Variance since March 2018	20.0%	↑



ACTIVITY



Month	2018	2019
April	276	237
May	717	960
June	926	1,513
July	2,080	2,448
August	2,257	2,959
September	2,474	3,437
October	2,728	4,195
November	3,213	4,982
December	3,662	5,550
January	4,080	6,325
February	4,859	7,005
March	5,512	7,596
April	5,756	
May	5,756	
June	5,756	

QUALITY

	Quantity	Base Number	Contract	AT	Region	England
% of FP17s for the same patient ID Re-attending within 3 months - Children	22	595	3.7%	10.0%	11.5%	11.8%
% of FP17s for the same patient ID Re-attending within 3 months - Adults	222	3,027	7.3%	14.2%	15.2%	15.7%
% of FP17s for the same patient ID Re-attending between 3 & 9 months - Children	247	595	41.5%	62.1%	60.2%	58.9%
% of FP17s for the same patient ID Re-attending between 3 & 9 months - Adults	1,791	3,027	59.2%	54.9%	51.8%	50.8%
% of FP17s for Band 1 Urgent Courses	101	3,537	2.9%	6.9%	8.1%	9.1%
% of FP17s Relating to Free Repair or Replacements	33	3,537	0.9%	0.8%	0.8%	0.8%
% of FP17s Relating to Continuations	27	3,537	0.8%	1.1%	0.9%	0.9%
% of Patients satisfied with the dentistry they have received	2	2	N/A	91.3%	92.7%	92.5%
% of Patients satisfied with the time they had to wait for an appointment	2	2	N/A	85.3%	87.4%	87.0%

* This is based on patients treated on this contract for their most recent course of treatment. Figures in italics indicate the base number of FP17s or Patient Questionnaire responses are less than 100. N/A is shown where the base number of responses is less than 10 during the period. % is calculated as Quantity/Base number*100

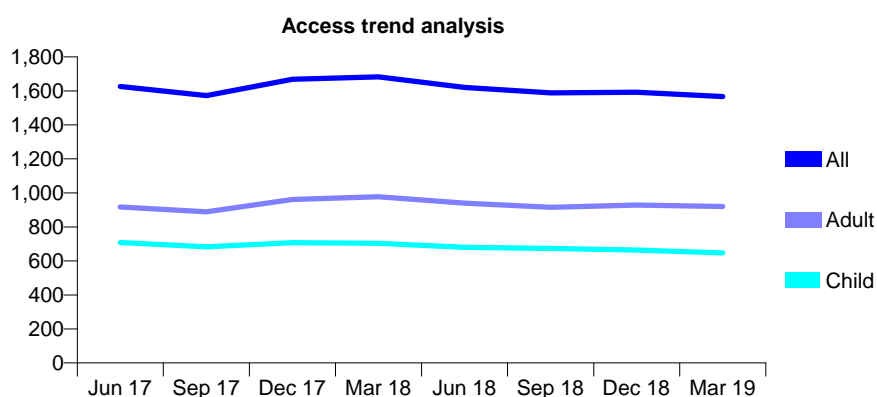
Q55 - Vital Signs At a Glance Contract Report for 161802/0001 - March 2019

Name or company name	Dental Surgery
Contract type name	GDS Contract
Purpose of contract	General
Contract start date	01/11/2012
Contract end date	

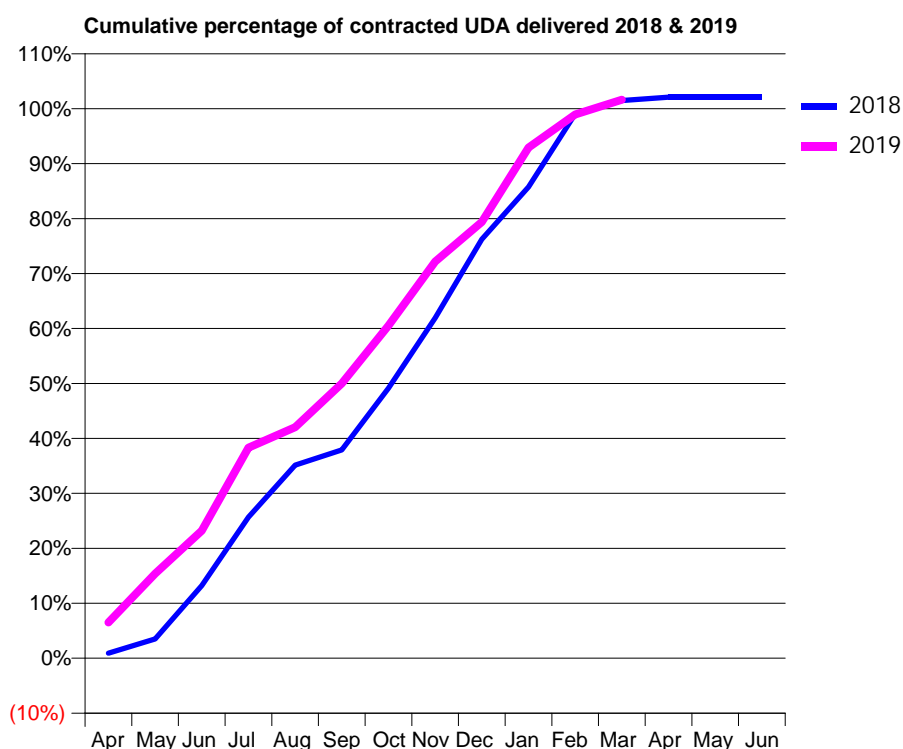
18/19 Contracted general activity (UDA)	5,966
Carry forward general activity (UDA)	-119
18/19 Contracted orthodontic activity (UOA)	0
Carry forward orthodontic activity (UOA)	0
Baseline contract value	£207,438.51

ACCESS*

Patients seen in 24 months	Total	Change since previous quarter
Quarter ending March 2018	1,682	
Quarter ending June 2018	1,620	↓
Quarter ending September 2018	1,589	↓
Quarter ending December 2018	1,592	→
Quarter ending March 2019	1,567	↓
Variance since March 2018	(6.8%)	↓



ACTIVITY



Adjusted Scheduled Activity (UDA)		
Month	2018	2019
April	55	389
May	210	918
June	788	1,385
July	1,533	2,285
August	2,097	2,509
September	2,262	2,982
October	2,933	3,611
November	3,694	4,306
December	4,548	4,735
January	5,116	5,542
February	5,910	5,904
March	6,054	6,062
April	6,090	
May	6,090	
June	6,090	

QUALITY

	Quantity	Base Number	Contract	AT	Region	England
% of FP17s for the same patient ID Re-attending within 3 months - Children	285	1,341	21.3%	10.0%	11.5%	11.8%
% of FP17s for the same patient ID Re-attending within 3 months - Adults	364	1,325	27.5%	14.2%	15.2%	15.7%
% of FP17s for the same patient ID Re-attending between 3 & 9 months - Children	757	1,341	56.5%	62.1%	60.2%	58.9%
% of FP17s for the same patient ID Re-attending between 3 & 9 months - Adults	615	1,325	46.4%	54.9%	51.8%	50.8%
% of FP17s for Band 1 Urgent Courses	287	2,647	10.8%	6.9%	8.1%	9.1%
% of FP17s Relating to Free Repair or Replacements	4	2,647	0.2%	0.8%	0.8%	0.8%
% of FP17s Relating to Continuations	0	2,647	0.0%	1.1%	0.9%	0.9%
% of Patients satisfied with the dentistry they have received	1	1	N/A	91.3%	92.7%	92.5%
% of Patients satisfied with the time they had to wait for an appointment	1	1	N/A	85.3%	87.4%	87.0%

* This is based on patients treated on this contract for their most recent course of treatment.

Figures in italics indicate the base number of FP17s or Patient Questionnaire responses are less than 100. N/A is shown where the base number of responses is less than 10 during the period. % is calculated as Quantity/Base number*100

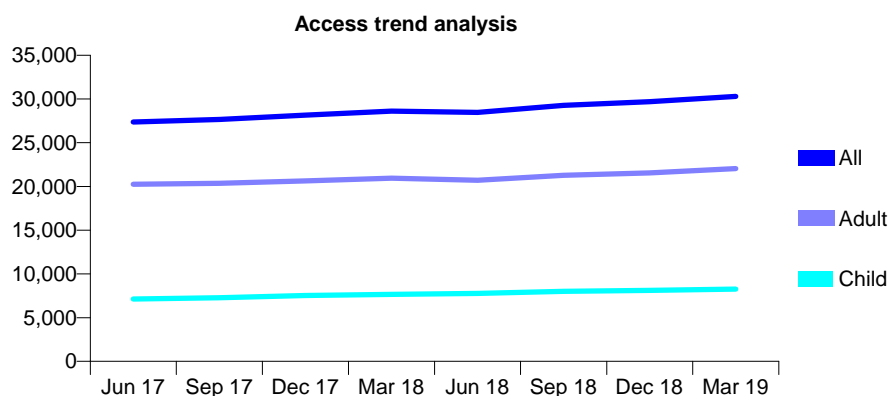
Q55 - Vital Signs At a Glance Contract Report for 162906/0001 - March 2019

Name or company name	Seven Dental & 2 Colwick Road
Contract type name	GDS Contract
Purpose of contract	General
Contract start date	01/04/2006
Contract end date	

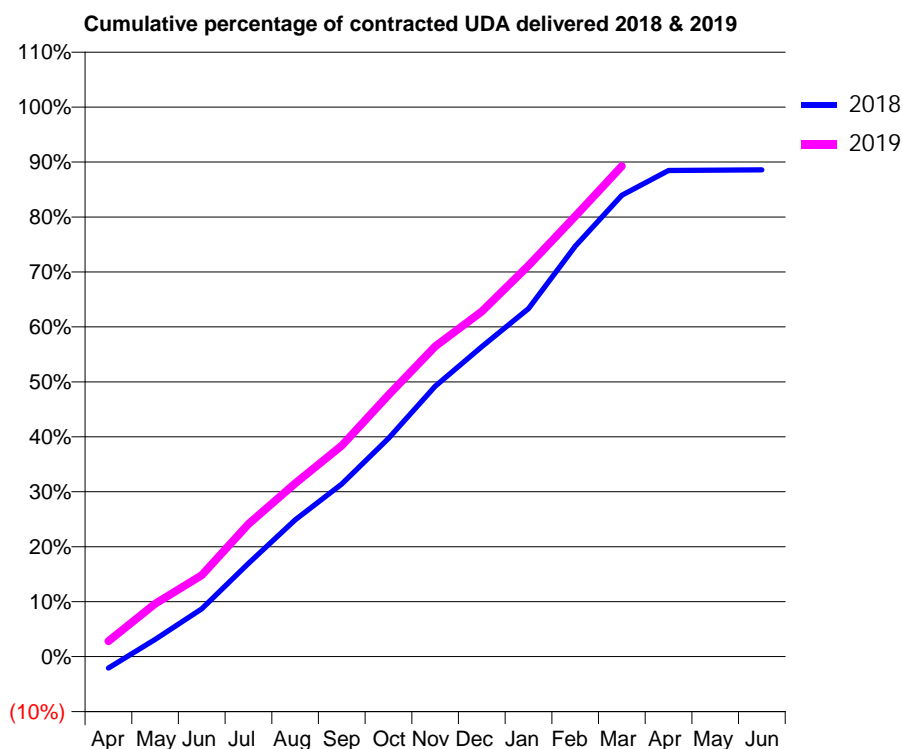
18/19 Contracted general activity (UDA)	100,476
Carry forward general activity (UDA)	0
18/19 Contracted orthodontic activity (UOA)	0
Carry forward orthodontic activity (UOA)	0
Baseline contract value	£3,032,886.96

ACCESS*

Patients seen in 24 months	Total	Change since previous quarter
Quarter ending March 2018	28,611	
Quarter ending June 2018	28,470	→
Quarter ending September 2018	29,276	↑
Quarter ending December 2018	29,685	→
Quarter ending March 2019	30,300	↑
Variance since March 2018	5.9%	↑



ACTIVITY



Month	Adjusted Scheduled Activity (UDA)	
	2018	2019
April	-1,900	2,809
May	2,842	9,664
June	7,873	14,881
July	15,349	24,252
August	22,519	31,690
September	28,416	38,597
October	35,941	47,816
November	44,521	56,727
December	51,041	63,098
January	57,301	71,502
February	67,576	80,529
March	75,962	89,670
April	80,032	
May	80,090	
June	80,121	

QUALITY

	Quantity	Base Number	Contract	AT	Region	England
% of FP17s for the same patient ID Re-attending within 3 months - Children	1,240	11,372	10.9%	10.0%	11.5%	11.8%
% of FP17s for the same patient ID Re-attending within 3 months - Adults	4,023	24,874	16.2%	14.2%	15.2%	15.7%
% of FP17s for the same patient ID Re-attending between 3 & 9 months - Children	5,629	11,372	49.5%	62.1%	60.2%	58.9%
% of FP17s for the same patient ID Re-attending between 3 & 9 months - Adults	8,890	24,874	35.7%	54.9%	51.8%	50.8%
% of FP17s for Band 1 Urgent Courses	4,572	34,764	13.2%	6.9%	8.1%	9.1%
% of FP17s Relating to Free Repair or Replacements	34	34,764	0.1%	0.8%	0.8%	0.8%
% of FP17s Relating to Continuations	606	34,764	1.7%	1.1%	0.9%	0.9%
% of Patients satisfied with the dentistry they have received	11	12	91.7%	91.3%	92.7%	92.5%
% of Patients satisfied with the time they had to wait for an appointment	10	12	83.3%	85.3%	87.4%	87.0%

* This is based on patients treated on this contract for their most recent course of treatment. Figures in italics indicate the base number of FP17s or Patient Questionnaire responses are less than 100. N/A is shown where the base number of responses is less than 10 during the period. % is calculated as Quantity/Base number*100

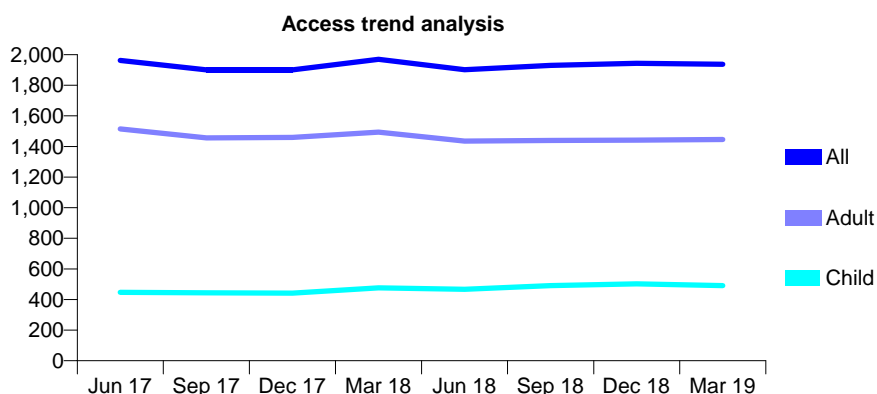
Q55 - Vital Signs At a Glance Contract Report for 162906/0002 - March 2019

Name or company name	Seven Dental & 2 Colwick Road
Contract type name	GDS Contract
Purpose of contract	General
Contract start date	01/04/2006
Contract end date	

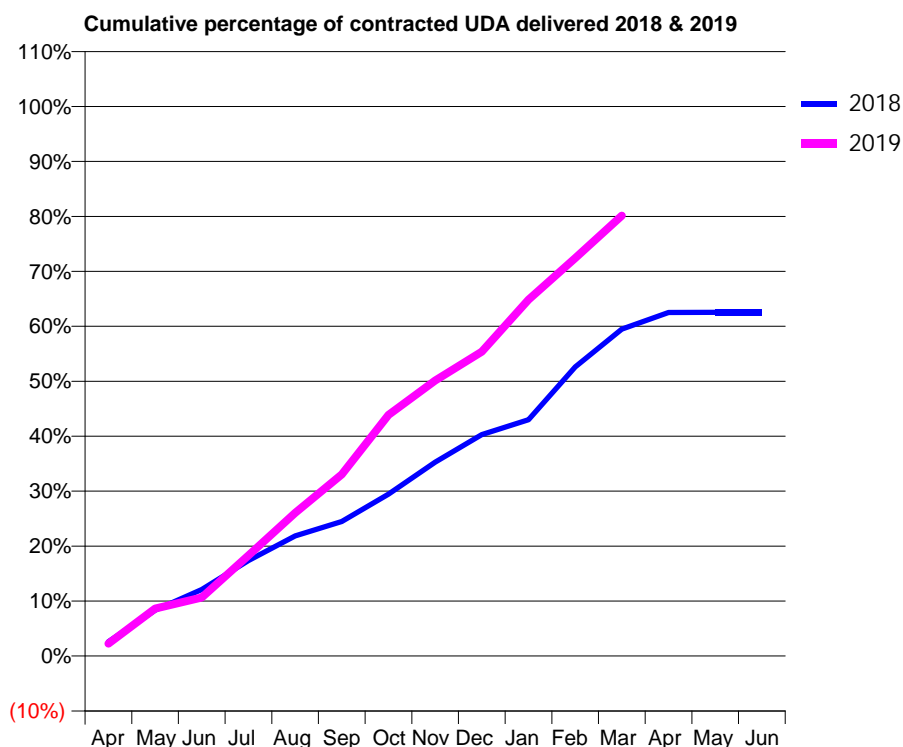
18/19 Contracted general activity (UDA)	8,140
Carry forward general activity (UDA)	0
18/19 Contracted orthodontic activity (UOA)	0
Carry forward orthodontic activity (UOA)	0
Baseline contract value	£246,760.61

ACCESS*

Patients seen in 24 months	Total	Change since previous quarter
Quarter ending March 2018	1,970	
Quarter ending June 2018	1,902	↓
Quarter ending September 2018	1,930	→
Quarter ending December 2018	1,944	→
Quarter ending March 2019	1,937	→
Variance since March 2018	(1.7%)	↓



ACTIVITY



Month	Adjusted Scheduled Activity (UDA)	
	2018	2019
April	212	185
May	681	705
June	985	866
July	1,416	1,491
August	1,780	2,120
September	1,992	2,690
October	2,397	3,571
November	2,873	4,079
December	3,281	4,506
January	3,499	5,278
February	4,281	5,894
March	4,843	6,521
April	5,089	
May	5,092	
June	5,092	

QUALITY

	Quantity	Base Number	Contract	AT	Region	England
% of FP17s for the same patient ID Re-attending within 3 months - Children	61	718	8.5%	10.0%	11.5%	11.8%
% of FP17s for the same patient ID Re-attending within 3 months - Adults	250	1,767	14.1%	14.2%	15.2%	15.7%
% of FP17s for the same patient ID Re-attending between 3 & 9 months - Children	380	718	52.9%	62.1%	60.2%	58.9%
% of FP17s for the same patient ID Re-attending between 3 & 9 months - Adults	710	1,767	40.2%	54.9%	51.8%	50.8%
% of FP17s for Band 1 Urgent Courses	191	2,379	8.0%	6.9%	8.1%	9.1%
% of FP17s Relating to Free Repair or Replacements	18	2,379	0.8%	0.8%	0.8%	0.8%
% of FP17s Relating to Continuations	31	2,379	1.3%	1.1%	0.9%	0.9%
% of Patients satisfied with the dentistry they have received	1	2	N/A	91.3%	92.7%	92.5%
% of Patients satisfied with the time they had to wait for an appointment	1	2	N/A	85.3%	87.4%	87.0%

* This is based on patients treated on this contract for their most recent course of treatment. Figures in italics indicate the base number of FP17s or Patient Questionnaire responses are less than 100. N/A is shown where the base number of responses is less than 10 during the period. % is calculated as Quantity/Base number*100

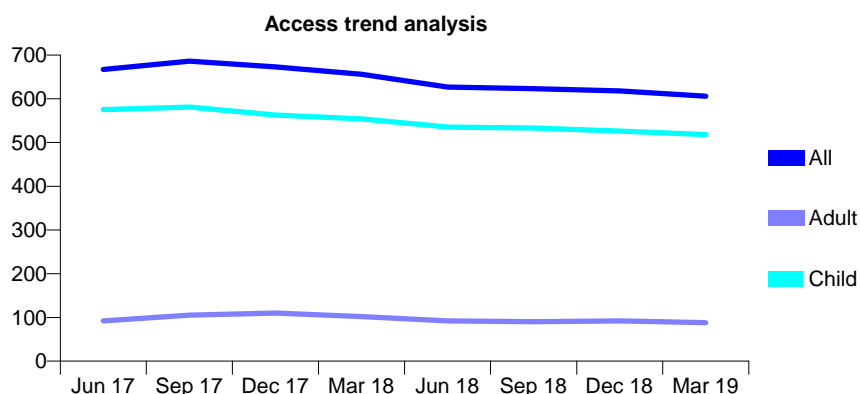
Q55 - Vital Signs At a Glance Contract Report for 163627/0001 - March 2019

Name or company name	High Street Dental Limited
Contract type name	GDS Contract
Purpose of contract	General
Contract start date	01/10/2015
Contract end date	

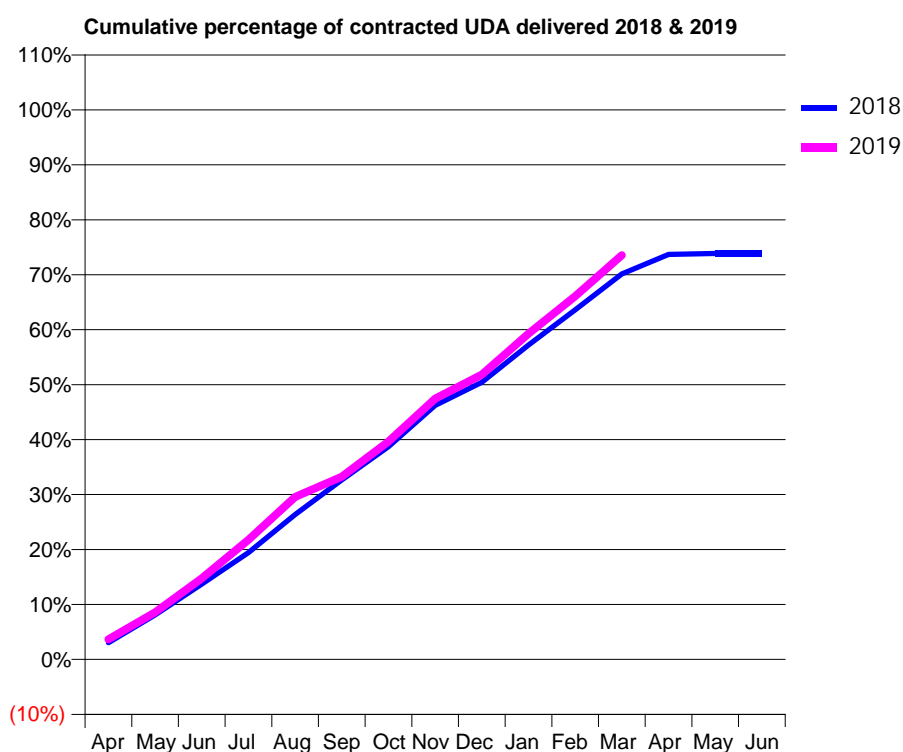
18/19 Contracted general activity (UDA)	2,280
Carry forward general activity (UDA)	0
18/19 Contracted orthodontic activity (UOA)	0
Carry forward orthodontic activity (UOA)	0
Baseline contract value	£50,434.82

ACCESS*

Patients seen in 24 months	Total	Change since previous quarter
Quarter ending March 2018	656	
Quarter ending June 2018	627	↓
Quarter ending September 2018	623	→
Quarter ending December 2018	618	→
Quarter ending March 2019	606	↓
Variance since March 2018	(7.6%)	↓



ACTIVITY



Month	Adjusted Scheduled Activity (UDA)	
	2018	2019
April	69	83
May	185	196
June	313	337
July	443	497
August	601	674
September	745	758
October	883	904
November	1,054	1,082
December	1,150	1,181
January	1,304	1,352
February	1,451	1,507
March	1,599	1,677
April	1,680	
May	1,684	
June	1,684	

QUALITY

	Quantity	Base Number	Contract	AT	Region	England
% of FP17s for the same patient ID Re-attending within 3 months - Children	80	1,114	7.2%	10.0%	11.5%	11.8%
% of FP17s for the same patient ID Re-attending within 3 months - Adults	2	52	3.8%	14.2%	15.2%	15.7%
% of FP17s for the same patient ID Re-attending between 3 & 9 months - Children	872	1,114	78.3%	62.1%	60.2%	58.9%
% of FP17s for the same patient ID Re-attending between 3 & 9 months - Adults	40	52	76.9%	54.9%	51.8%	50.8%
% of FP17s for Band 1 Urgent Courses	20	1,106	1.8%	6.9%	8.1%	9.1%
% of FP17s Relating to Free Repair or Replacements	0	1,106	0.0%	0.8%	0.8%	0.8%
% of FP17s Relating to Continuations	12	1,106	1.1%	1.1%	0.9%	0.9%
% of Patients satisfied with the dentistry they have received	0	0	N/A	91.3%	92.7%	92.5%
% of Patients satisfied with the time they had to wait for an appointment	0	0	N/A	85.3%	87.4%	87.0%

* This is based on patients treated on this contract for their most recent course of treatment. Figures in italics indicate the base number of FP17s or Patient Questionnaire responses are less than 100. N/A is shown where the base number of responses is less than 10 during the period. % is calculated as Quantity/Base number*100

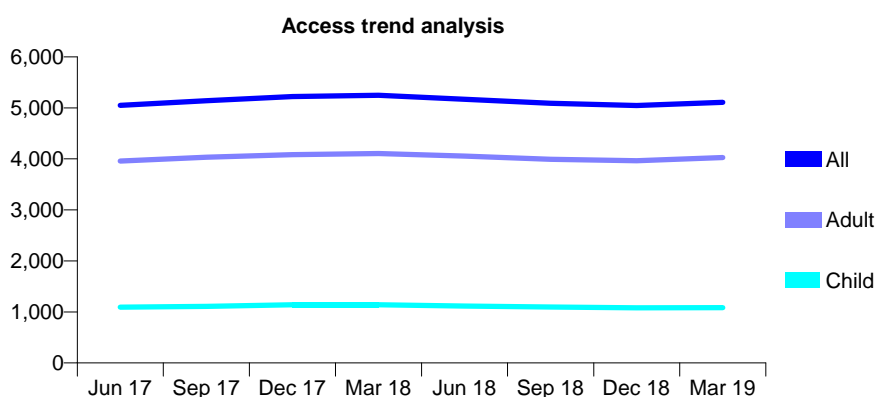
Q55 - Vital Signs At a Glance Contract Report for 164127/0001 - March 2019

Name or company name	Park Road Dental Practice
Contract type name	GDS Contract
Purpose of contract	General
Contract start date	01/10/2015
Contract end date	

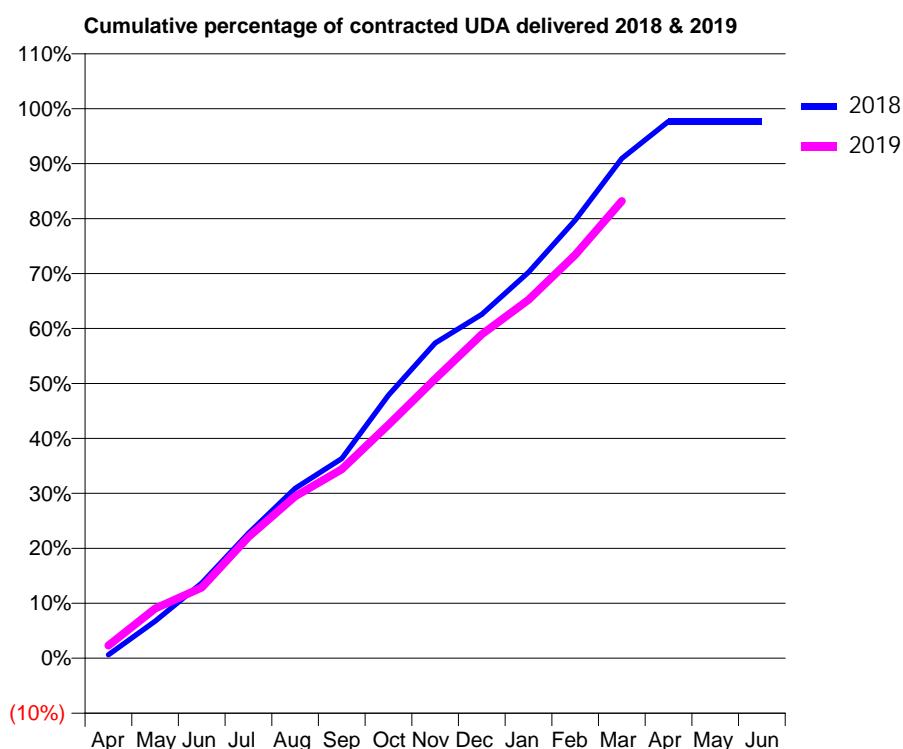
18/19 Contracted general activity (UDA)	17,825
Carry forward general activity (UDA)	414
18/19 Contracted orthodontic activity (UOA)	0
Carry forward orthodontic activity (UOA)	0
Baseline contract value	£375,998.07

ACCESS*

Patients seen in 24 months	Total	Change since previous quarter
Quarter ending March 2018	5,247	
Quarter ending June 2018	5,167	↓
Quarter ending September 2018	5,090	↓
Quarter ending December 2018	5,046	→
Quarter ending March 2019	5,111	→
Variance since March 2018	(2.6%)	↓



ACTIVITY



Month	2018	2019
April	109	413
May	1,200	1,613
June	2,437	2,296
July	4,051	3,933
August	5,513	5,252
September	6,479	6,127
October	8,534	7,571
November	10,224	9,061
December	11,155	10,504
January	12,515	11,625
February	14,210	13,082
March	16,210	14,828
April	17,412	
May	17,411	
June	17,411	

QUALITY

	Quantity	Base Number	Contract	AT	Region	England
% of FP17s for the same patient ID Re-attending within 3 months - Children	176	1,815	9.7%	10.0%	11.5%	11.8%
% of FP17s for the same patient ID Re-attending within 3 months - Adults	785	6,460	12.2%	14.2%	15.2%	15.7%
% of FP17s for the same patient ID Re-attending between 3 & 9 months - Children	1,276	1,815	70.3%	62.1%	60.2%	58.9%
% of FP17s for the same patient ID Re-attending between 3 & 9 months - Adults	4,562	6,460	70.6%	54.9%	51.8%	50.8%
% of FP17s for Band 1 Urgent Courses	307	7,893	3.9%	6.9%	8.1%	9.1%
% of FP17s Relating to Free Repair or Replacements	73	7,893	0.9%	0.8%	0.8%	0.8%
% of FP17s Relating to Continuations	25	7,893	0.3%	1.1%	0.9%	0.9%
% of Patients satisfied with the dentistry they have received	5	5	N/A	91.3%	92.7%	92.5%
% of Patients satisfied with the time they had to wait for an appointment	5	5	N/A	85.3%	87.4%	87.0%

* This is based on patients treated on this contract for their most recent course of treatment.

Figures in italics indicate the base number of FP17s or Patient Questionnaire responses are less than 100. N/A is shown where the base number of responses is less than 10 during the period. % is calculated as Quantity/Base number*100

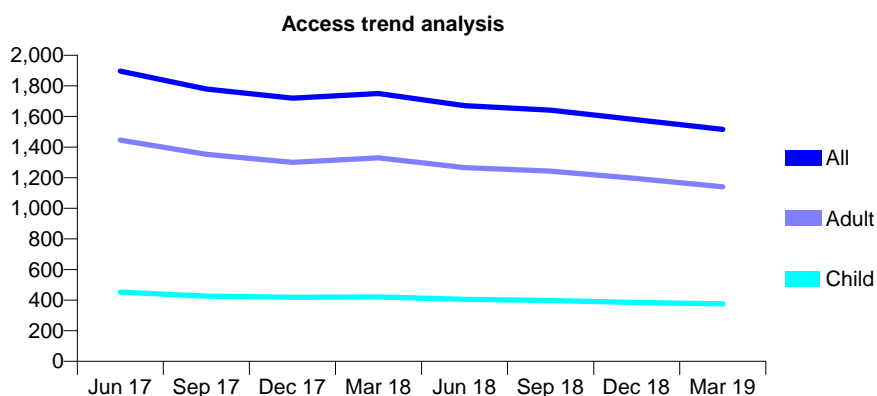
Q55 - Vital Signs At a Glance Contract Report for 166111/0001 - March 2019

Name or company name	Hathersage Dental Surgery
Contract type name	GDS Contract
Purpose of contract	General
Contract start date	01/06/2013
Contract end date	

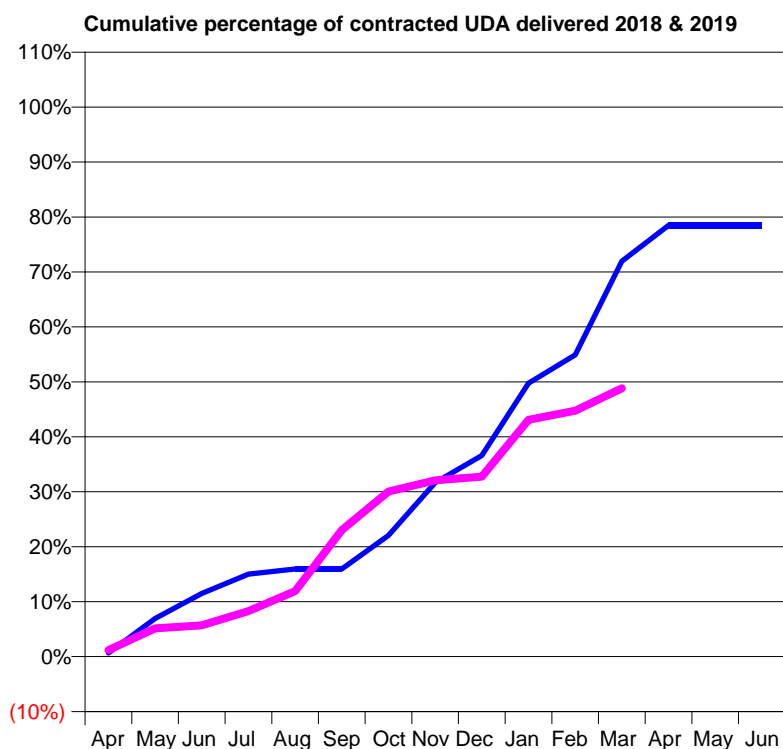
18/19 Contracted general activity (UDA)	5,158
Carry forward general activity (UDA)	0
18/19 Contracted orthodontic activity (UOA)	0
Carry forward orthodontic activity (UOA)	0
Baseline contract value	£153,243.17

ACCESS*

Patients seen in 24 months	Total	Change since previous quarter
Quarter ending March 2018	1,750	
Quarter ending June 2018	1,671	↓
Quarter ending September 2018	1,641	↓
Quarter ending December 2018	1,579	↓
Quarter ending March 2019	1,516	↓
Variance since March 2018	(13.4%)	↓



ACTIVITY



Month	Adjusted Scheduled Activity (UDA)	
	2018	2019
April	34	60
May	359	266
June	593	293
July	774	427
August	823	615
September	823	1,187
October	1,138	1,550
November	1,634	1,654
December	1,887	1,689
January	2,566	2,222
February	2,832	2,308
March	3,710	2,518
April	4,047	
May	4,048	
June	4,047	

QUALITY

	Quantity	Base Number	Contract	AT	Region	England
% of FP17s for the same patient ID Re-attending within 3 months - Children	55	501	11.0%	10.0%	11.5%	11.8%
% of FP17s for the same patient ID Re-attending within 3 months - Adults	205	1,105	18.6%	14.2%	15.2%	15.7%
% of FP17s for the same patient ID Re-attending between 3 & 9 months - Children	343	501	68.5%	62.1%	60.2%	58.9%
% of FP17s for the same patient ID Re-attending between 3 & 9 months - Adults	582	1,105	52.7%	54.9%	51.8%	50.8%
% of FP17s for Band 1 Urgent Courses	92	1,441	6.4%	6.9%	8.1%	9.1%
% of FP17s Relating to Free Repair or Replacements	7	1,441	0.5%	0.8%	0.8%	0.8%
% of FP17s Relating to Continuations	11	1,441	0.8%	1.1%	0.9%	0.9%
% of Patients satisfied with the dentistry they have received	5	5	N/A	91.3%	92.7%	92.5%
% of Patients satisfied with the time they had to wait for an appointment	5	5	N/A	85.3%	87.4%	87.0%

* This is based on patients treated on this contract for their most recent course of treatment. Figures in italics indicate the base number of FP17s or Patient Questionnaire responses are less than 100. N/A is shown where the base number of responses is less than 10 during the period. % is calculated as Quantity/Base number*100

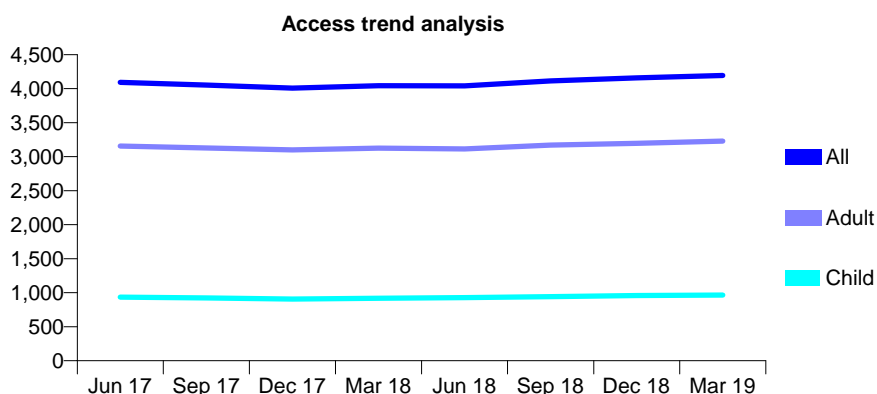
Q55 - Vital Signs At a Glance Contract Report for 167924/0001 - March 2019

Name or company name	Killamarsh Dental Practice Ltd
Contract type name	GDS Contract
Purpose of contract	General
Contract start date	01/11/2012
Contract end date	

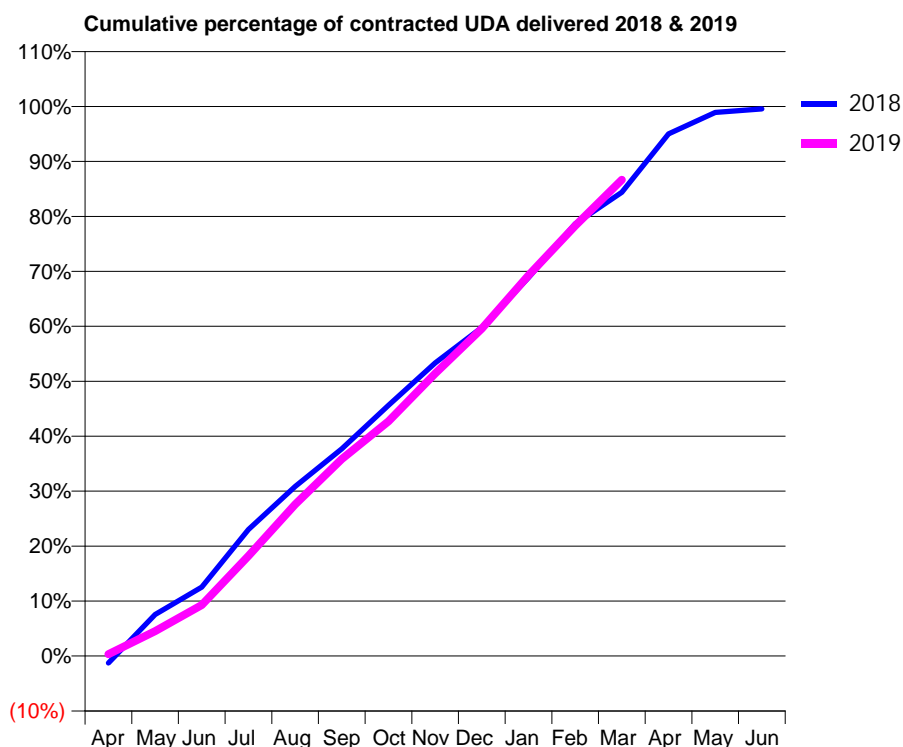
18/19 Contracted general activity (UDA)	14,759
Carry forward general activity (UDA)	59
18/19 Contracted orthodontic activity (UOA)	0
Carry forward orthodontic activity (UOA)	0
Baseline contract value	£392,384.53

ACCESS*

Patients seen in 24 months	Total	Change since previous quarter
Quarter ending March 2018	4,045	
Quarter ending June 2018	4,043	→
Quarter ending September 2018	4,114	→
Quarter ending December 2018	4,157	→
Quarter ending March 2019	4,194	→
Variance since March 2018	3.7%	↑



ACTIVITY



Month	Adjusted Scheduled Activity (UDA)	
	2018	2019
April	-171	52
May	1,001	668
June	1,662	1,371
July	3,051	2,687
August	4,092	4,073
September	4,999	5,287
October	6,046	6,300
November	7,074	7,589
December	7,927	8,792
January	9,131	10,223
February	10,428	11,556
March	11,190	12,786
April	12,597	
May	13,116	
June	13,200	

QUALITY

	Quantity	Base Number	Contract	AT	Region	England
% of FP17s for the same patient ID Re-attending within 3 months - Children	92	1,717	5.4%	10.0%	11.5%	11.8%
% of FP17s for the same patient ID Re-attending within 3 months - Adults	609	5,684	10.7%	14.2%	15.2%	15.7%
% of FP17s for the same patient ID Re-attending between 3 & 9 months - Children	1,215	1,717	70.8%	62.1%	60.2%	58.9%
% of FP17s for the same patient ID Re-attending between 3 & 9 months - Adults	4,007	5,684	70.5%	54.9%	51.8%	50.8%
% of FP17s for Band 1 Urgent Courses	231	6,448	3.6%	6.9%	8.1%	9.1%
% of FP17s Relating to Free Repair or Replacements	117	6,448	1.8%	0.8%	0.8%	0.8%
% of FP17s Relating to Continuations	1	6,448	0.0%	1.1%	0.9%	0.9%
% of Patients satisfied with the dentistry they have received	3	3	N/A	91.3%	92.7%	92.5%
% of Patients satisfied with the time they had to wait for an appointment	2	3	N/A	85.3%	87.4%	87.0%

* This is based on patients treated on this contract for their most recent course of treatment. Figures in italics indicate the base number of FP17s or Patient Questionnaire responses are less than 100. N/A is shown where the base number of responses is less than 10 during the period. % is calculated as Quantity/Base number*100

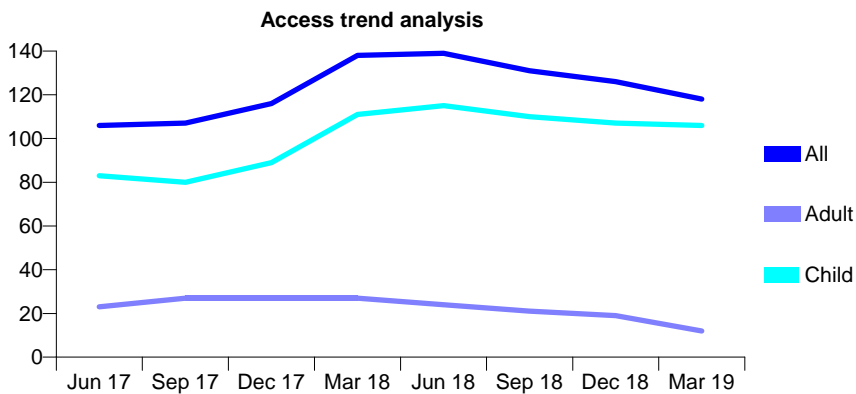
Q55 - Vital Signs At a Glance Contract Report for 169544/0001 - March 2019

Name or company name	STEEPLE GRANGE SMILES LTD.,
Contract type name	GDS Contract
Purpose of contract	General and Orthodontic
Contract start date	15/08/2008
Contract end date	

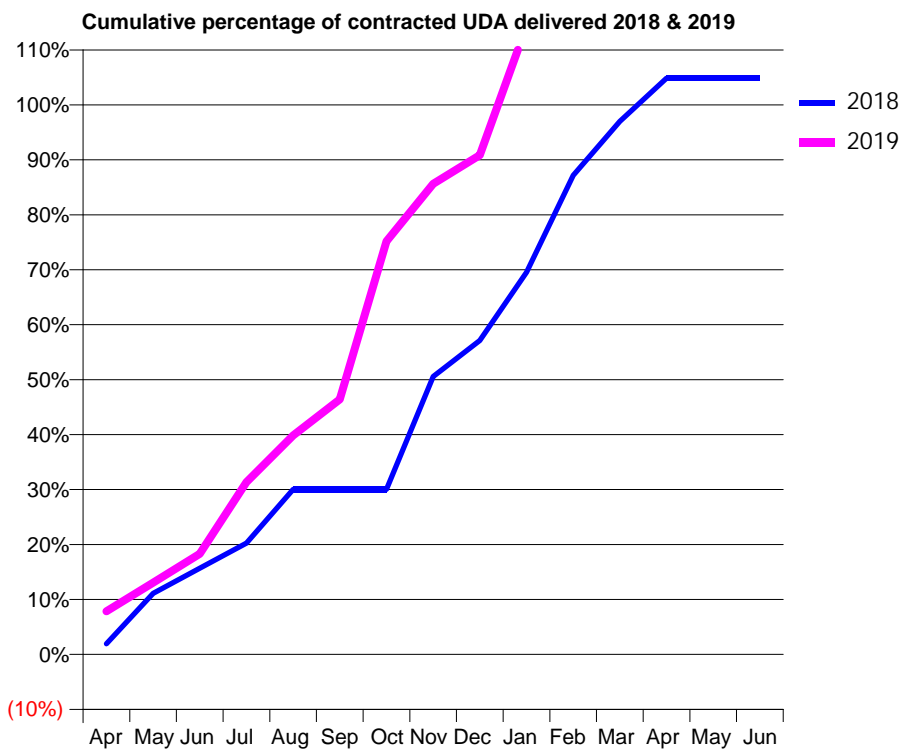
18/19 Contracted general activity (UDA)	153
Carry forward general activity (UDA)	-3
18/19 Contracted orthodontic activity (UOA)	684
Carry forward orthodontic activity (UOA)	-9
Baseline contract value	£51,420.21

ACCESS*

Patients seen in 24 months	Total	Change since previous quarter
Quarter ending March 2018	138	
Quarter ending June 2018	139	→
Quarter ending September 2018	131	↓
Quarter ending December 2018	126	↓
Quarter ending March 2019	118	↓
Variance since March 2018	(14.5%)	↓



ACTIVITY



Month	Adjusted Scheduled Activity (UDA)	
	2018	2019
April	3	12
May	17	20
June	24	28
July	31	48
August	46	61
September	46	71
October	46	115
November	77	131
December	87	139
January	106	175
February	133	183
March	148	186
April	160	
May	160	
June	160	

QUALITY

	Quantity	Base Number	Contract	AT	Region	England
% of FP17s for the same patient ID Re-attending within 3 months - Children	3	179	1.7%	10.0%	11.5%	11.8%
% of FP17s for the same patient ID Re-attending within 3 months - Adults	1	4	25.0%	14.2%	15.2%	15.7%
% of FP17s for the same patient ID Re-attending between 3 & 9 months - Children	106	179	59.2%	62.1%	60.2%	58.9%
% of FP17s for the same patient ID Re-attending between 3 & 9 months - Adults	0	4	0.0%	54.9%	51.8%	50.8%
% of FP17s for Band 1 Urgent Courses	0	122	0.0%	6.9%	8.1%	9.1%
% of FP17s Relating to Free Repair or Replacements	0	122	0.0%	0.8%	0.8%	0.8%
% of FP17s Relating to Continuations	0	122	0.0%	1.1%	0.9%	0.9%
% of Patients satisfied with the dentistry they have received	0	0	N/A	91.3%	92.7%	92.5%
% of Patients satisfied with the time they had to wait for an appointment	0	0	N/A	85.3%	87.4%	87.0%

* This is based on patients treated on this contract for their most recent course of treatment. Figures in italics indicate the base number of FP17s or Patient Questionnaire responses are less than 100. N/A is shown where the base number of responses is less than 10 during the period. % is calculated as Quantity/Base number*100

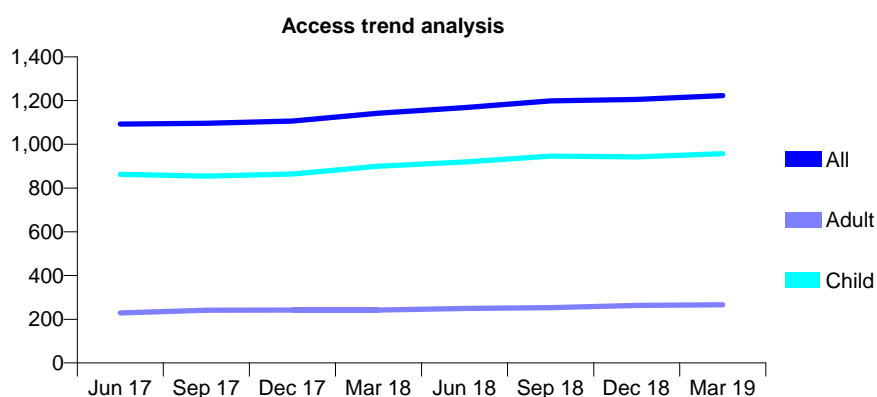
Q55 - Vital Signs At a Glance Contract Report for 170100/0001 - March 2019

Name or company name	Rooprai & Aulak
Contract type name	GDS Contract
Purpose of contract	General
Contract start date	01/04/2009
Contract end date	

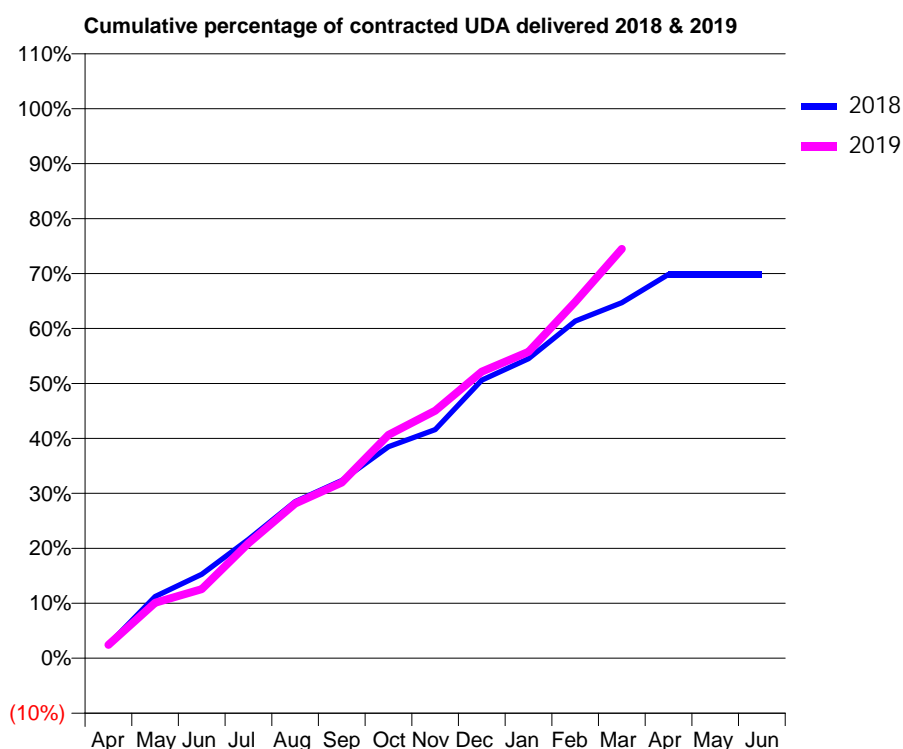
18/19 Contracted general activity (UDA)	3,129
Carry forward general activity (UDA)	0
18/19 Contracted orthodontic activity (UOA)	0
Carry forward orthodontic activity (UOA)	0
Baseline contract value	£69,375.35

ACCESS*

Patients seen in 24 months	Total	Change since previous quarter
Quarter ending March 2018	1,142	
Quarter ending June 2018	1,168	↑
Quarter ending September 2018	1,199	↑
Quarter ending December 2018	1,205	→
Quarter ending March 2019	1,223	→
Variance since March 2018	7.1%	↑



ACTIVITY



Month	2018	2019
April	78	76
May	351	316
June	478	393
July	677	655
August	892	881
September	1,012	1,000
October	1,204	1,271
November	1,302	1,409
December	1,584	1,631
January	1,705	1,744
February	1,919	2,029
March	2,024	2,331
April	2,186	
May	2,186	
June	2,186	

QUALITY

	Quantity	Base Number	Contract	AT	Region	England
% of FP17s for the same patient ID Re-attending within 3 months - Children	85	1,594	5.3%	10.0%	11.5%	11.8%
% of FP17s for the same patient ID Re-attending within 3 months - Adults	8	227	3.5%	14.2%	15.2%	15.7%
% of FP17s for the same patient ID Re-attending between 3 & 9 months - Children	1,035	1,594	64.9%	62.1%	60.2%	58.9%
% of FP17s for the same patient ID Re-attending between 3 & 9 months - Adults	153	227	67.4%	54.9%	51.8%	50.8%
% of FP17s for Band 1 Urgent Courses	5	1,698	0.3%	6.9%	8.1%	9.1%
% of FP17s Relating to Free Repair or Replacements	0	1,698	0.0%	0.8%	0.8%	0.8%
% of FP17s Relating to Continuations	0	1,698	0.0%	1.1%	0.9%	0.9%
% of Patients satisfied with the dentistry they have received	0	0	N/A	91.3%	92.7%	92.5%
% of Patients satisfied with the time they had to wait for an appointment	0	0	N/A	85.3%	87.4%	87.0%

* This is based on patients treated on this contract for their most recent course of treatment.

Figures in italics indicate the base number of FP17s or Patient Questionnaire responses are less than 100. N/A is shown where the base number of responses is less than 10 during the period. % is calculated as Quantity/Base number*100

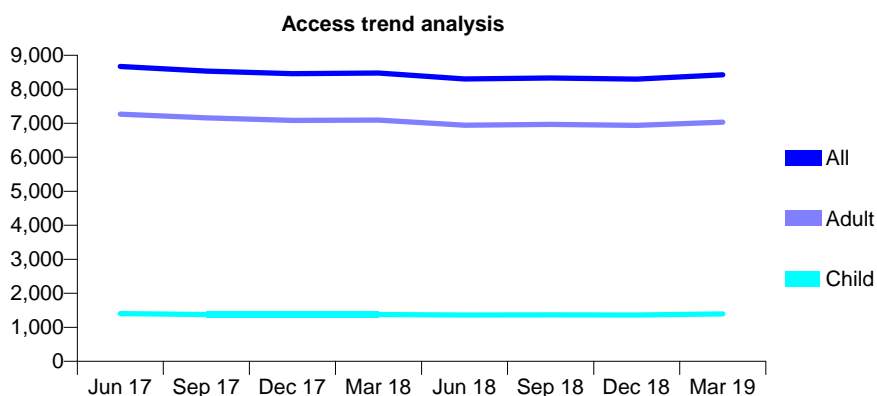
Q55 - Vital Signs At a Glance Contract Report for 170739/0001 - March 2019

Name or company name	Trinity Terrace Dental Practice
Contract type name	GDS Contract
Purpose of contract	General and Orthodontic
Contract start date	02/08/2011
Contract end date	

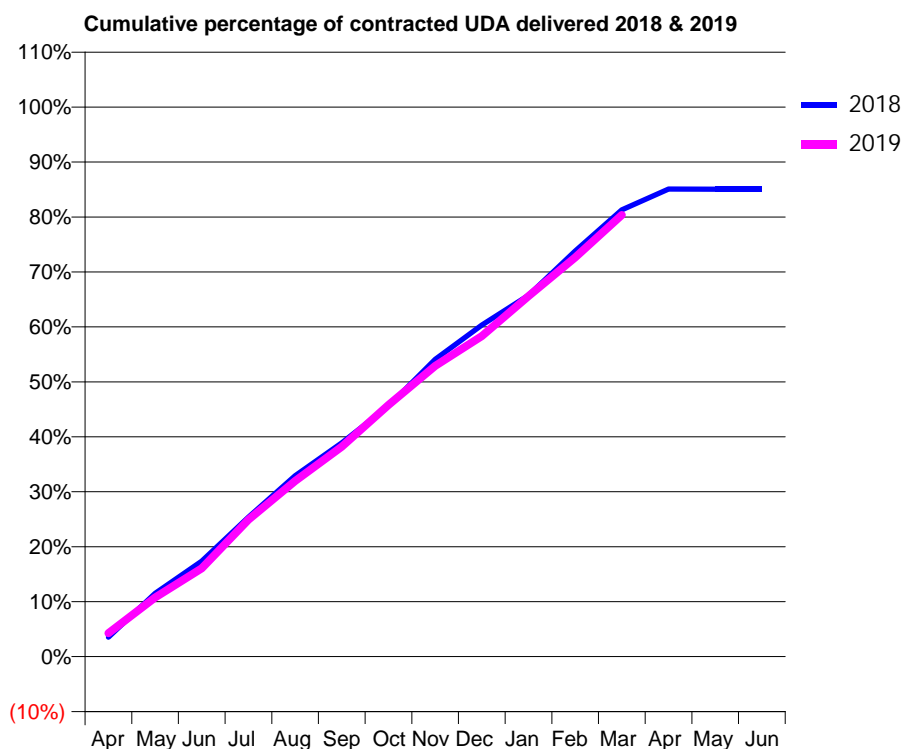
18/19 Contracted general activity (UDA)	32,380
Carry forward general activity (UDA)	0
18/19 Contracted orthodontic activity (UOA)	436
Carry forward orthodontic activity (UOA)	0
Baseline contract value	£727,433.78

ACCESS*

Patients seen in 24 months	Total	Change since previous quarter
Quarter ending March 2018	8,476	
Quarter ending June 2018	8,304	↓
Quarter ending September 2018	8,332	→
Quarter ending December 2018	8,301	→
Quarter ending March 2019	8,427	→
Variance since March 2018	(0.6%)	→



ACTIVITY



Month	Adjusted Scheduled Activity (UDA)	
	2018	2019
April	1,152	1,376
May	3,729	3,486
June	5,619	5,197
July	8,215	8,065
August	10,662	10,349
September	12,592	12,369
October	14,758	14,830
November	17,522	17,134
December	19,527	18,887
January	21,293	21,245
February	23,896	23,519
March	26,318	26,019
April	27,555	
May	27,539	
June	27,541	

QUALITY

	Quantity	Base Number	Contract	AT	Region	England
% of FP17s for the same patient ID Re-attending within 3 months - Children	151	2,161	7.0%	10.0%	11.5%	11.8%
% of FP17s for the same patient ID Re-attending within 3 months - Adults	1,068	9,995	10.7%	14.2%	15.2%	15.7%
% of FP17s for the same patient ID Re-attending between 3 & 9 months - Children	1,325	2,161	61.3%	62.1%	60.2%	58.9%
% of FP17s for the same patient ID Re-attending between 3 & 9 months - Adults	5,682	9,995	56.8%	54.9%	51.8%	50.8%
% of FP17s for Band 1 Urgent Courses	680	11,591	5.9%	6.9%	8.1%	9.1%
% of FP17s Relating to Free Repair or Replacements	48	11,591	0.4%	0.8%	0.8%	0.8%
% of FP17s Relating to Continuations	184	11,591	1.6%	1.1%	0.9%	0.9%
% of Patients satisfied with the dentistry they have received	6	6	N/A	91.3%	92.7%	92.5%
% of Patients satisfied with the time they had to wait for an appointment	5	6	N/A	85.3%	87.4%	87.0%

* This is based on patients treated on this contract for their most recent course of treatment. Figures in italics indicate the base number of FP17s or Patient Questionnaire responses are less than 100. N/A is shown where the base number of responses is less than 10 during the period. % is calculated as Quantity/Base number*100

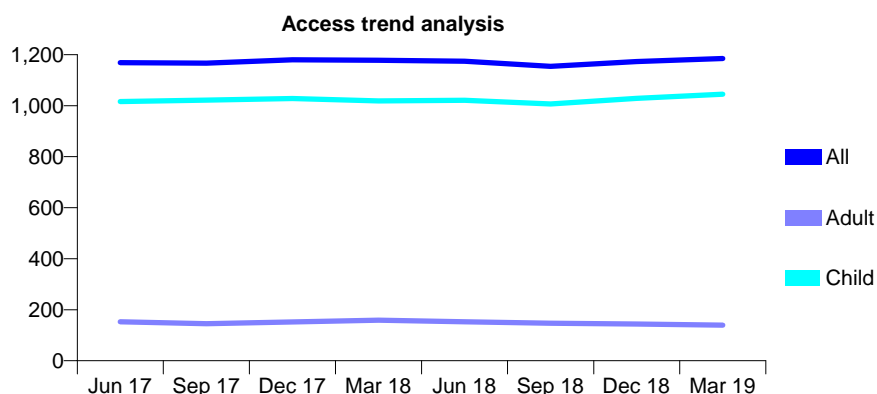
Q55 - Vital Signs At a Glance Contract Report for 171115/0001 - March 2019

Name or company name	Titchfield Park Dental Clinic Limited
Contract type name	GDS Contract
Purpose of contract	General
Contract start date	01/04/2012
Contract end date	

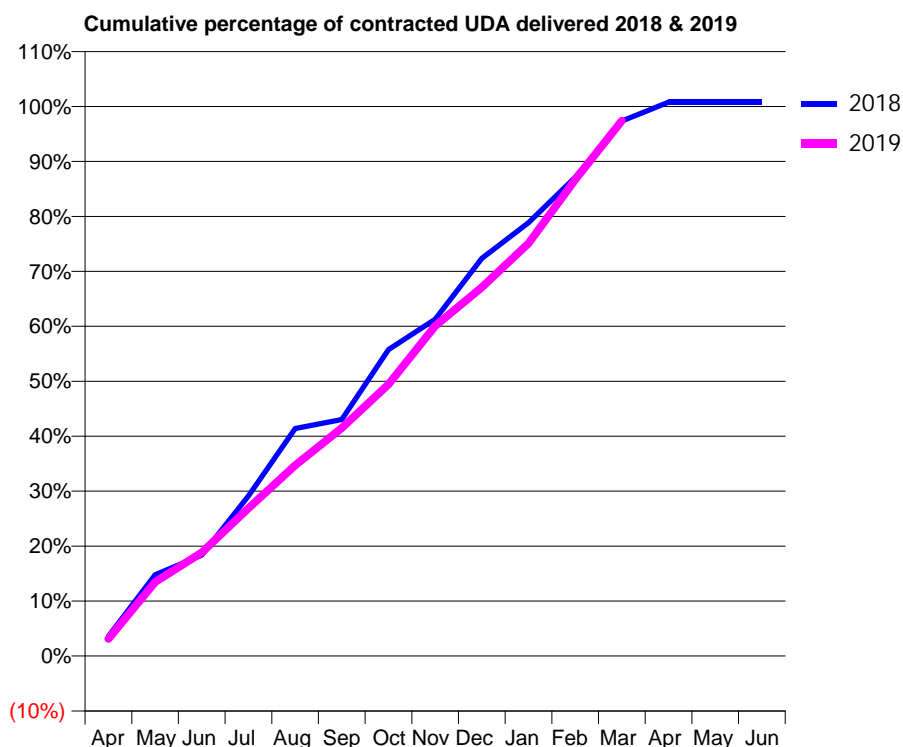
18/19 Contracted general activity (UDA)	2,500
Carry forward general activity (UDA)	-19
18/19 Contracted orthodontic activity (UOA)	0
Carry forward orthodontic activity (UOA)	0
Baseline contract value	£56,912.01

ACCESS*

Patients seen in 24 months	Total	Change since previous quarter
Quarter ending March 2018	1,178	
Quarter ending June 2018	1,174	→
Quarter ending September 2018	1,154	↓
Quarter ending December 2018	1,173	→
Quarter ending March 2019	1,185	→
Variance since March 2018	0.6%	→



ACTIVITY



Month	Adjusted Scheduled Activity (UDA)	
	2018	2019
April	90	78
May	370	337
June	459	470
July	728	672
August	1,035	867
September	1,076	1,037
October	1,394	1,236
November	1,532	1,502
December	1,809	1,677
January	1,971	1,877
February	2,178	2,167
March	2,434	2,435
April	2,519	
May	2,519	
June	2,519	

QUALITY

	Quantity	Base Number	Contract	AT	Region	England
% of FP17s for the same patient ID Re-attending within 3 months - Children	116	1,845	6.3%	10.0%	11.5%	11.8%
% of FP17s for the same patient ID Re-attending within 3 months - Adults	1	71	1.4%	14.2%	15.2%	15.7%
% of FP17s for the same patient ID Re-attending between 3 & 9 months - Children	1,316	1,845	71.3%	62.1%	60.2%	58.9%
% of FP17s for the same patient ID Re-attending between 3 & 9 months - Adults	60	71	84.5%	54.9%	51.8%	50.8%
% of FP17s for Band 1 Urgent Courses	44	1,848	2.4%	6.9%	8.1%	9.1%
% of FP17s Relating to Free Repair or Replacements	0	1,848	0.0%	0.8%	0.8%	0.8%
% of FP17s Relating to Continuations	6	1,848	0.3%	1.1%	0.9%	0.9%
% of Patients satisfied with the dentistry they have received	0	0	N/A	91.3%	92.7%	92.5%
% of Patients satisfied with the time they had to wait for an appointment	0	0	N/A	85.3%	87.4%	87.0%

* This is based on patients treated on this contract for their most recent course of treatment. Figures in italics indicate the base number of FP17s or Patient Questionnaire responses are less than 100. N/A is shown where the base number of responses is less than 10 during the period. % is calculated as Quantity/Base number*100

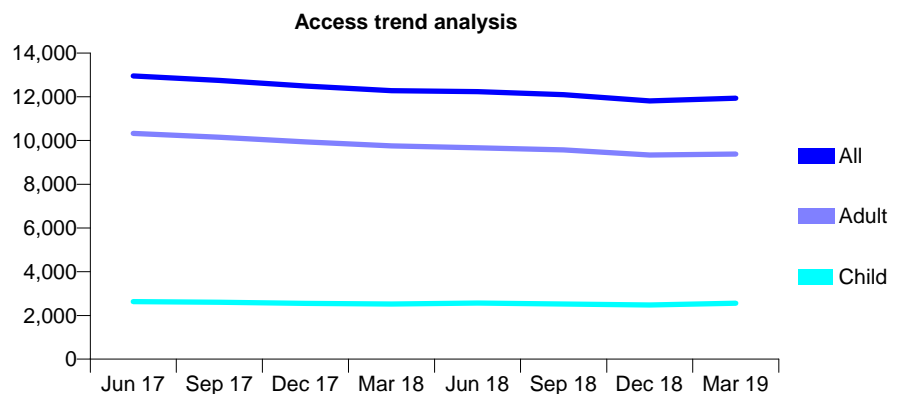
Q55 - Vital Signs At a Glance Contract Report for 171824/0001 - March 2019

Name or company name	Ripley Family Dental Centre
Contract type name	GDS Contract
Purpose of contract	General
Contract start date	01/03/2014
Contract end date	

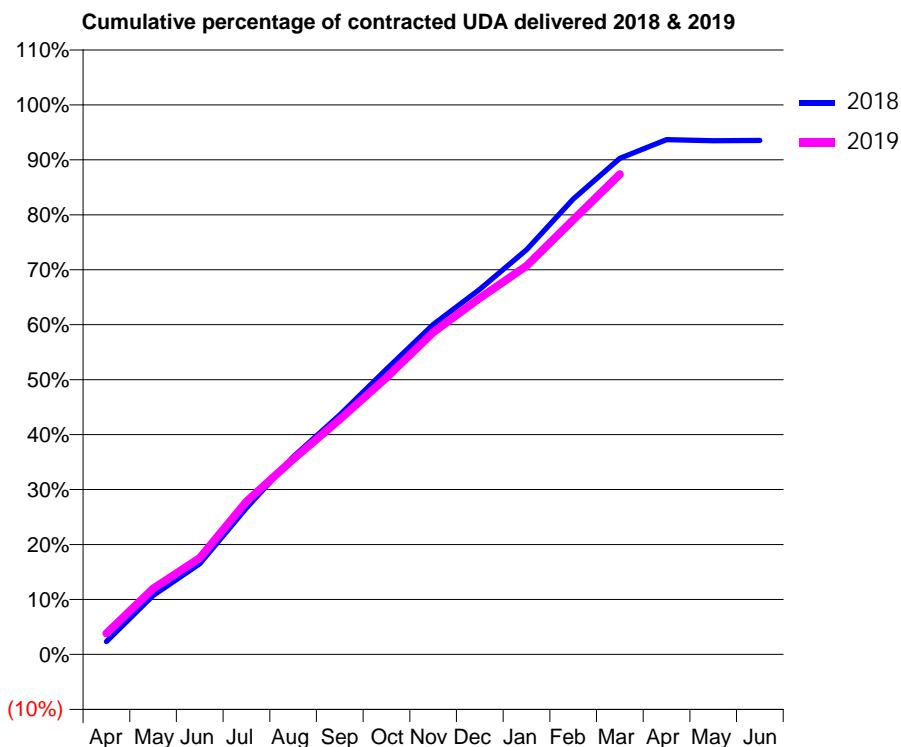
18/19 Contracted general activity (UDA)	39,239
Carry forward general activity (UDA)	0
18/19 Contracted orthodontic activity (UOA)	0
Carry forward orthodontic activity (UOA)	0
Baseline contract value	£831,810.59

ACCESS*

Patients seen in 24 months	Total	Change since previous quarter
Quarter ending March 2018	12,279	
Quarter ending June 2018	12,232	→
Quarter ending September 2018	12,091	↓
Quarter ending December 2018	11,813	↓
Quarter ending March 2019	11,938	→
Variance since March 2018	(2.8%)	↓



ACTIVITY



Month	Adjusted Scheduled Activity (UDA)	
	2018	2019
April	922	1,512
May	4,218	4,704
June	6,466	6,890
July	10,458	10,919
August	14,104	13,937
September	17,105	16,782
October	20,369	19,760
November	23,566	22,998
December	26,073	25,445
January	28,892	27,745
February	32,517	31,028
March	35,418	34,286
April	36,746	
May	36,677	
June	36,690	

QUALITY

	Quantity	Base Number	Contract	AT	Region	England
% of FP17s for the same patient ID Re-attending within 3 months - Children	296	3,912	7.6%	10.0%	11.5%	11.8%
% of FP17s for the same patient ID Re-attending within 3 months - Adults	1,904	14,968	12.7%	14.2%	15.2%	15.7%
% of FP17s for the same patient ID Re-attending between 3 & 9 months - Children	2,449	3,912	62.6%	62.1%	60.2%	58.9%
% of FP17s for the same patient ID Re-attending between 3 & 9 months - Adults	10,125	14,968	67.6%	54.9%	51.8%	50.8%
% of FP17s for Band 1 Urgent Courses	727	18,195	4.0%	6.9%	8.1%	9.1%
% of FP17s Relating to Free Repair or Replacements	454	18,195	2.5%	0.8%	0.8%	0.8%
% of FP17s Relating to Continuations	185	18,195	1.0%	1.1%	0.9%	0.9%
% of Patients satisfied with the dentistry they have received	11	13	84.6%	91.3%	92.7%	92.5%
% of Patients satisfied with the time they had to wait for an appointment	12	13	92.3%	85.3%	87.4%	87.0%

* This is based on patients treated on this contract for their most recent course of treatment. Figures in italics indicate the base number of FP17s or Patient Questionnaire responses are less than 100. N/A is shown where the base number of responses is less than 10 during the period. % is calculated as Quantity/Base number*100

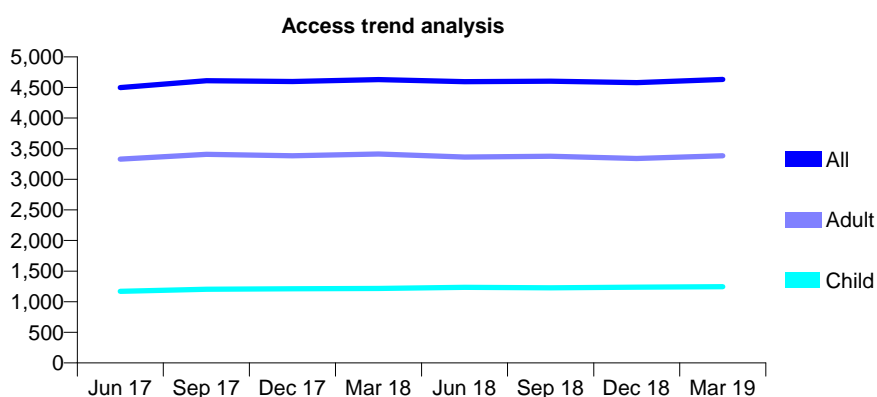
Q55 - Vital Signs At a Glance Contract Report for 172979/0004 - March 2019

Name or company name	DM and LJ Jordan Limited
Contract type name	GDS Contract
Purpose of contract	General
Contract start date	01/01/2015
Contract end date	

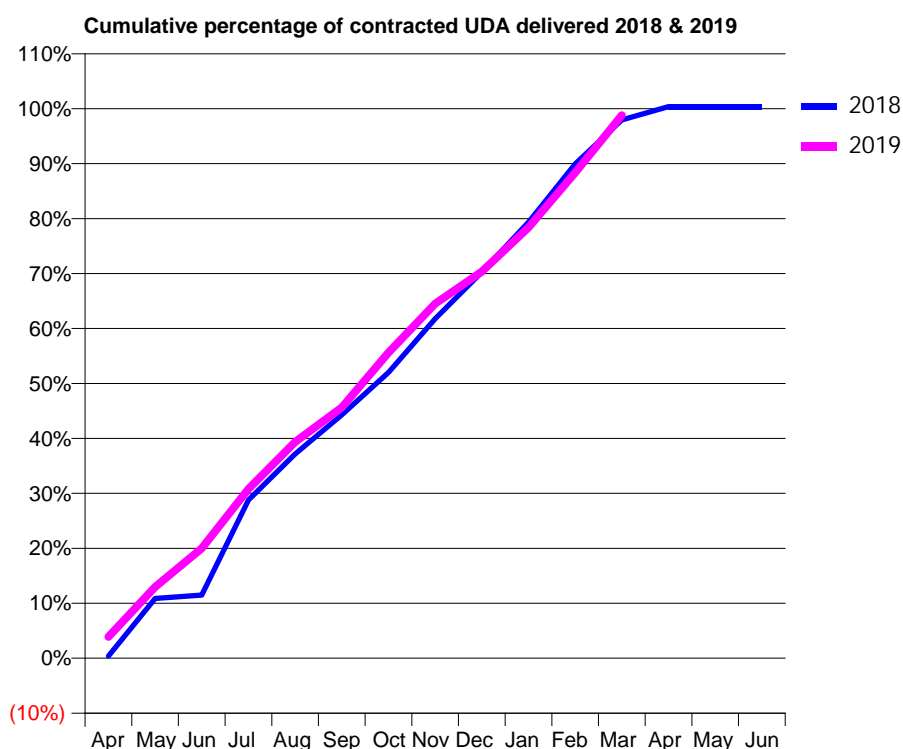
18/19 Contracted general activity (UDA)	13,400
Carry forward general activity (UDA)	-49
18/19 Contracted orthodontic activity (UOA)	0
Carry forward orthodontic activity (UOA)	0
Baseline contract value	£419,786.87

ACCESS*

Patients seen in 24 months	Total	Change since previous quarter
Quarter ending March 2018	4,629	
Quarter ending June 2018	4,596	→
Quarter ending September 2018	4,603	→
Quarter ending December 2018	4,579	→
Quarter ending March 2019	4,630	→
Variance since March 2018	0.0%	→



ACTIVITY



Month	Adjusted Scheduled Activity (UDA)	
	2018	2019
April	53	521
May	1,460	1,737
June	1,539	2,683
July	3,858	4,130
August	4,982	5,274
September	5,934	6,110
October	6,966	7,452
November	8,281	8,646
December	9,415	9,424
January	10,630	10,506
February	12,051	11,843
March	13,125	13,240
April	13,452	
May	13,449	
June	13,449	

QUALITY

	Quantity	Base Number	Contract	AT	Region	England
% of FP17s for the same patient ID Re-attending within 3 months - Children	69	1,724	4.0%	10.0%	11.5%	11.8%
% of FP17s for the same patient ID Re-attending within 3 months - Adults	225	4,251	5.3%	14.2%	15.2%	15.7%
% of FP17s for the same patient ID Re-attending between 3 & 9 months - Children	1,068	1,724	61.9%	62.1%	60.2%	58.9%
% of FP17s for the same patient ID Re-attending between 3 & 9 months - Adults	2,610	4,251	61.4%	54.9%	51.8%	50.8%
% of FP17s for Band 1 Urgent Courses	169	5,801	2.9%	6.9%	8.1%	9.1%
% of FP17s Relating to Free Repair or Replacements	11	5,801	0.2%	0.8%	0.8%	0.8%
% of FP17s Relating to Continuations	20	5,801	0.3%	1.1%	0.9%	0.9%
% of Patients satisfied with the dentistry they have received	3	4	N/A	91.3%	92.7%	92.5%
% of Patients satisfied with the time they had to wait for an appointment	3	4	N/A	85.3%	87.4%	87.0%

* This is based on patients treated on this contract for their most recent course of treatment. Figures in italics indicate the base number of FP17s or Patient Questionnaire responses are less than 100. N/A is shown where the base number of responses is less than 10 during the period. % is calculated as Quantity/Base number*100

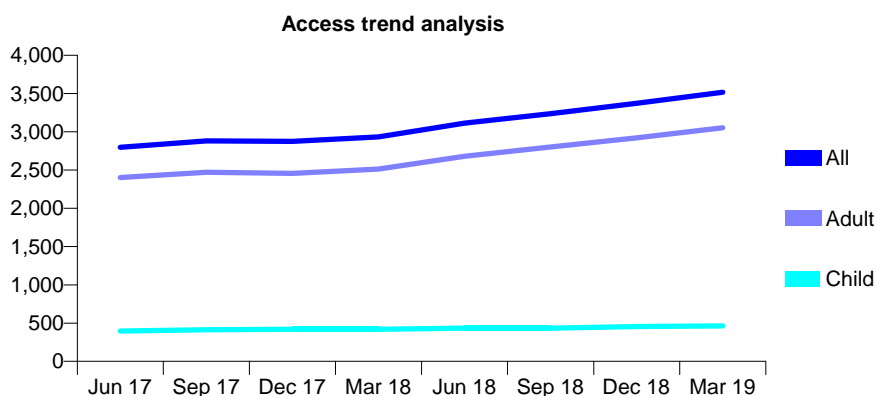
Q55 - Vital Signs At a Glance Contract Report for 173002/0001 - March 2019

Name or company name	City Dental Partnership
Contract type name	GDS Contract
Purpose of contract	General
Contract start date	01/10/2011
Contract end date	

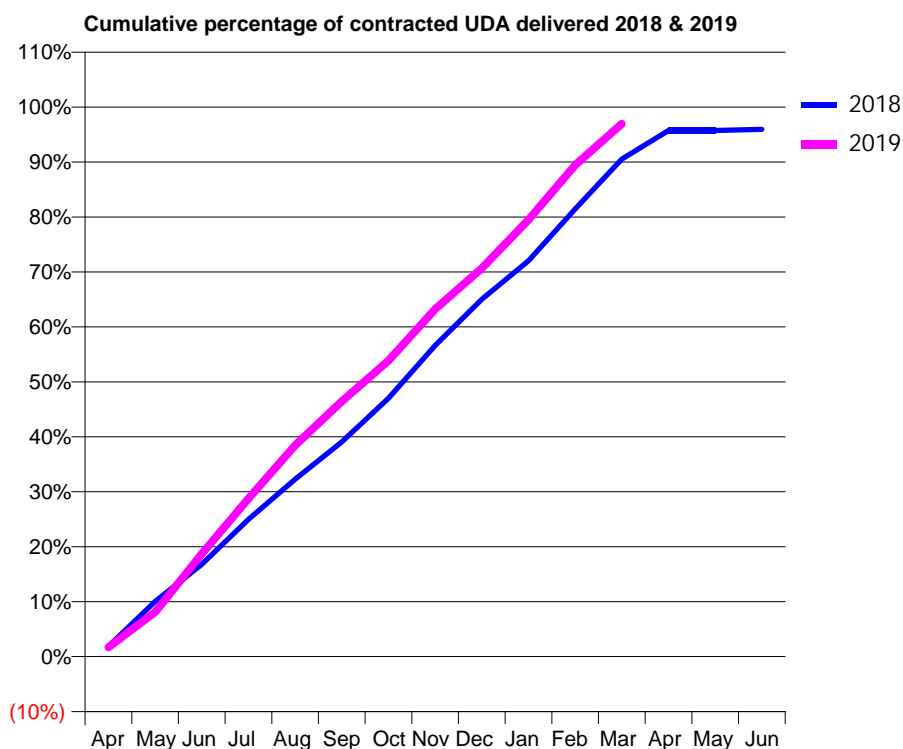
18/19 Contracted general activity (UDA)	9,286
Carry forward general activity (UDA)	0
18/19 Contracted orthodontic activity (UOA)	0
Carry forward orthodontic activity (UOA)	0
Baseline contract value	£221,681.79

ACCESS*

Patients seen in 24 months	Total	Change since previous quarter
Quarter ending March 2018	2,933	
Quarter ending June 2018	3,114	↑
Quarter ending September 2018	3,237	↑
Quarter ending December 2018	3,374	↑
Quarter ending March 2019	3,516	↑
Variance since March 2018	19.9%	↑



ACTIVITY



Month	Adjusted Scheduled Activity (UDA)	
	2018	2019
April	158	158
May	842	753
June	1,411	1,735
July	2,098	2,672
August	2,713	3,572
September	3,280	4,312
October	3,950	5,003
November	4,757	5,873
December	5,461	6,562
January	6,051	7,380
February	6,844	8,308
March	7,604	9,004
April	8,043	
May	8,043	
June	8,060	

QUALITY

	Quantity	Base Number	Contract	AT	Region	England
% of FP17s for the same patient ID Re-attending within 3 months - Children	53	694	7.6%	10.0%	11.5%	11.8%
% of FP17s for the same patient ID Re-attending within 3 months - Adults	466	4,007	11.6%	14.2%	15.2%	15.7%
% of FP17s for the same patient ID Re-attending between 3 & 9 months - Children	355	694	51.2%	62.1%	60.2%	58.9%
% of FP17s for the same patient ID Re-attending between 3 & 9 months - Adults	1,869	4,007	46.6%	54.9%	51.8%	50.8%
% of FP17s for Band 1 Urgent Courses	249	4,514	5.5%	6.9%	8.1%	9.1%
% of FP17s Relating to Free Repair or Replacements	24	4,514	0.5%	0.8%	0.8%	0.8%
% of FP17s Relating to Continuations	72	4,514	1.6%	1.1%	0.9%	0.9%
% of Patients satisfied with the dentistry they have received	3	3	N/A	91.3%	92.7%	92.5%
% of Patients satisfied with the time they had to wait for an appointment	3	3	N/A	85.3%	87.4%	87.0%

* This is based on patients treated on this contract for their most recent course of treatment. Figures in italics indicate the base number of FP17s or Patient Questionnaire responses are less than 100. N/A is shown where the base number of responses is less than 10 during the period. % is calculated as Quantity/Base number*100

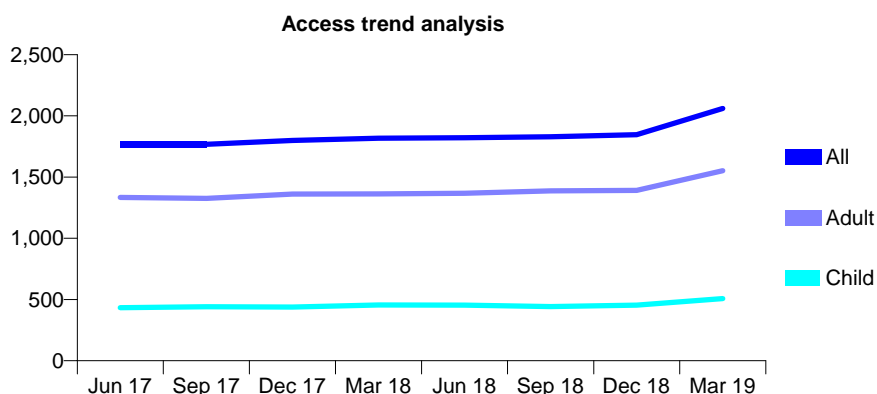
Q55 - Vital Signs At a Glance Contract Report for 173630/0001 - March 2019

Name or company name	Wollaton Dental Practice
Contract type name	GDS Contract
Purpose of contract	General
Contract start date	07/09/2010
Contract end date	

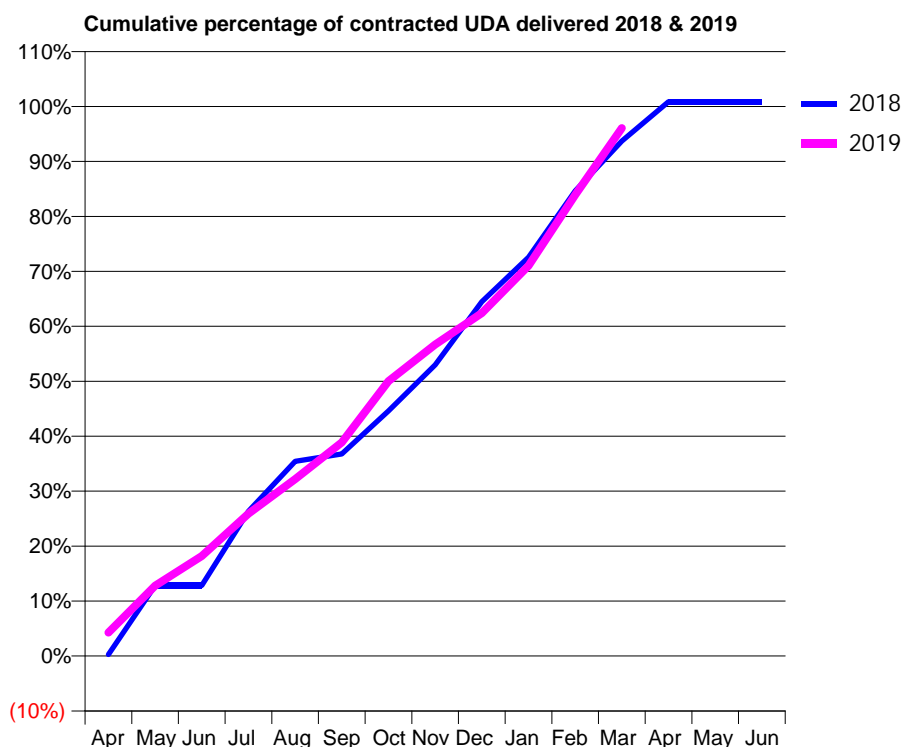
18/19 Contracted general activity (UDA)	8,531
Carry forward general activity (UDA)	-48
18/19 Contracted orthodontic activity (UOA)	0
Carry forward orthodontic activity (UOA)	0
Baseline contract value	£203,039.17

ACCESS*

Patients seen in 24 months	Total	Change since previous quarter
Quarter ending March 2018	1,818	
Quarter ending June 2018	1,822	→
Quarter ending September 2018	1,830	→
Quarter ending December 2018	1,846	→
Quarter ending March 2019	2,060	↑
Variance since March 2018	13.3%	↑



ACTIVITY



Month	Adjusted Scheduled Activity (UDA)	
	2018	2019
April	16	366
May	709	1,093
June	709	1,553
July	1,457	2,210
August	1,961	2,745
September	2,034	3,316
October	2,467	4,268
November	2,931	4,837
December	3,566	5,323
January	4,014	6,059
February	4,681	7,159
March	5,183	8,196
April	5,579	
May	5,579	
June	5,579	

QUALITY

	Quantity	Base Number	Contract	AT	Region	England
% of FP17s for the same patient ID Re-attending within 3 months - Children	127	981	12.9%	10.0%	11.5%	11.8%
% of FP17s for the same patient ID Re-attending within 3 months - Adults	673	3,149	21.4%	14.2%	15.2%	15.7%
% of FP17s for the same patient ID Re-attending between 3 & 9 months - Children	591	981	60.2%	62.1%	60.2%	58.9%
% of FP17s for the same patient ID Re-attending between 3 & 9 months - Adults	1,557	3,149	49.4%	54.9%	51.8%	50.8%
% of FP17s for Band 1 Urgent Courses	603	3,904	15.4%	6.9%	8.1%	9.1%
% of FP17s Relating to Free Repair or Replacements	15	3,904	0.4%	0.8%	0.8%	0.8%
% of FP17s Relating to Continuations	26	3,904	0.7%	1.1%	0.9%	0.9%
% of Patients satisfied with the dentistry they have received	2	2	N/A	91.3%	92.7%	92.5%
% of Patients satisfied with the time they had to wait for an appointment	2	2	N/A	85.3%	87.4%	87.0%

* This is based on patients treated on this contract for their most recent course of treatment. Figures in italics indicate the base number of FP17s or Patient Questionnaire responses are less than 100. N/A is shown where the base number of responses is less than 10 during the period. % is calculated as Quantity/Base number*100

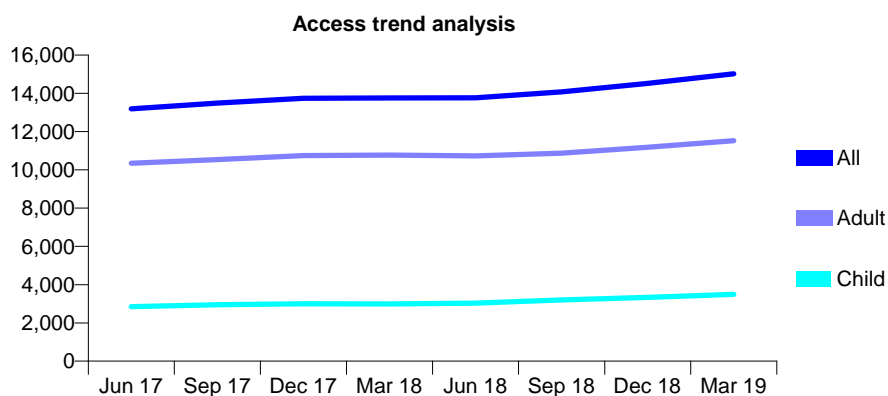
Q55 - Vital Signs At a Glance Contract Report for 174742/0001 - March 2019

Name or company name	Portland Road Family Dental Centre
Contract type name	GDS Contract
Purpose of contract	General
Contract start date	01/01/2009
Contract end date	

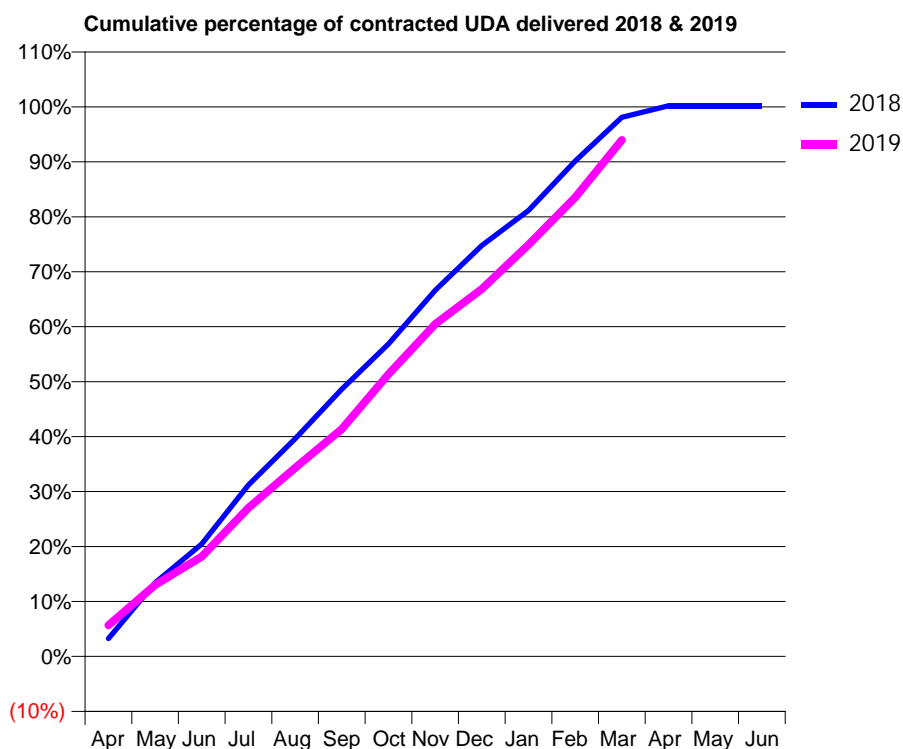
18/19 Contracted general activity (UDA)	40,314
Carry forward general activity (UDA)	-62
18/19 Contracted orthodontic activity (UOA)	0
Carry forward orthodontic activity (UOA)	0
Baseline contract value	£964,368.50

ACCESS*

Patients seen in 24 months	Total	Change since previous quarter
Quarter ending March 2018	13,758	
Quarter ending June 2018	13,763	→
Quarter ending September 2018	14,081	↑
Quarter ending December 2018	14,521	↑
Quarter ending March 2019	15,020	↑
Variance since March 2018	9.2%	↑



ACTIVITY



Month	2018	2019
April	1,142	2,284
May	4,738	5,239
June	7,231	7,319
July	11,025	10,900
August	13,990	13,838
September	17,165	16,672
October	20,085	20,708
November	23,529	24,380
December	26,408	26,944
January	28,661	30,205
February	31,831	33,680
March	34,640	37,872
April	35,376	
May	35,376	
June	35,376	

QUALITY

	Quantity	Base Number	Contract	AT	Region	England
% of FP17s for the same patient ID Re-attending within 3 months - Children	171	5,014	3.4%	10.0%	11.5%	11.8%
% of FP17s for the same patient ID Re-attending within 3 months - Adults	1,161	15,417	7.5%	14.2%	15.2%	15.7%
% of FP17s for the same patient ID Re-attending between 3 & 9 months - Children	2,990	5,014	59.6%	62.1%	60.2%	58.9%
% of FP17s for the same patient ID Re-attending between 3 & 9 months - Adults	8,659	15,417	56.2%	54.9%	51.8%	50.8%
% of FP17s for Band 1 Urgent Courses	287	20,030	1.4%	6.9%	8.1%	9.1%
% of FP17s Relating to Free Repair or Replacements	96	20,030	0.5%	0.8%	0.8%	0.8%
% of FP17s Relating to Continuations	284	20,030	1.4%	1.1%	0.9%	0.9%
% of Patients satisfied with the dentistry they have received	6	7	N/A	91.3%	92.7%	92.5%
% of Patients satisfied with the time they had to wait for an appointment	5	7	N/A	85.3%	87.4%	87.0%

* This is based on patients treated on this contract for their most recent course of treatment. Figures in italics indicate the base number of FP17s or Patient Questionnaire responses are less than 100. N/A is shown where the base number of responses is less than 10 during the period. % is calculated as Quantity/Base number*100

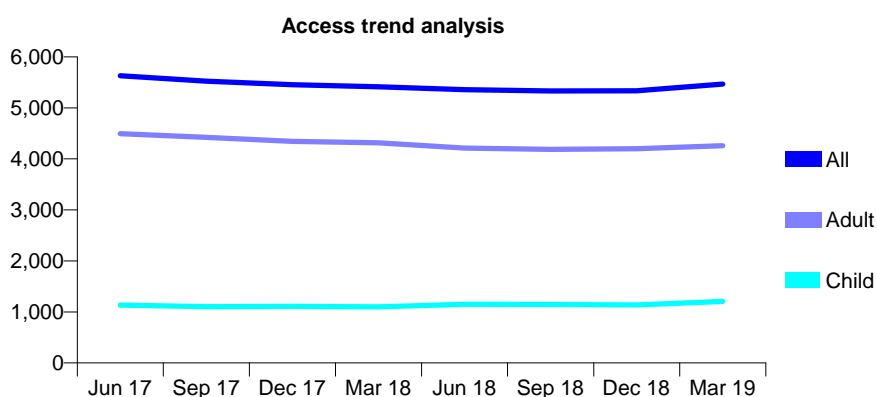
Q55 - Vital Signs At a Glance Contract Report for 176761/0001 - March 2019

Name or company name	The Smile Centre
Contract type name	Pilot Contract
Purpose of contract	General
Contract start date	01/04/2006
Contract end date	

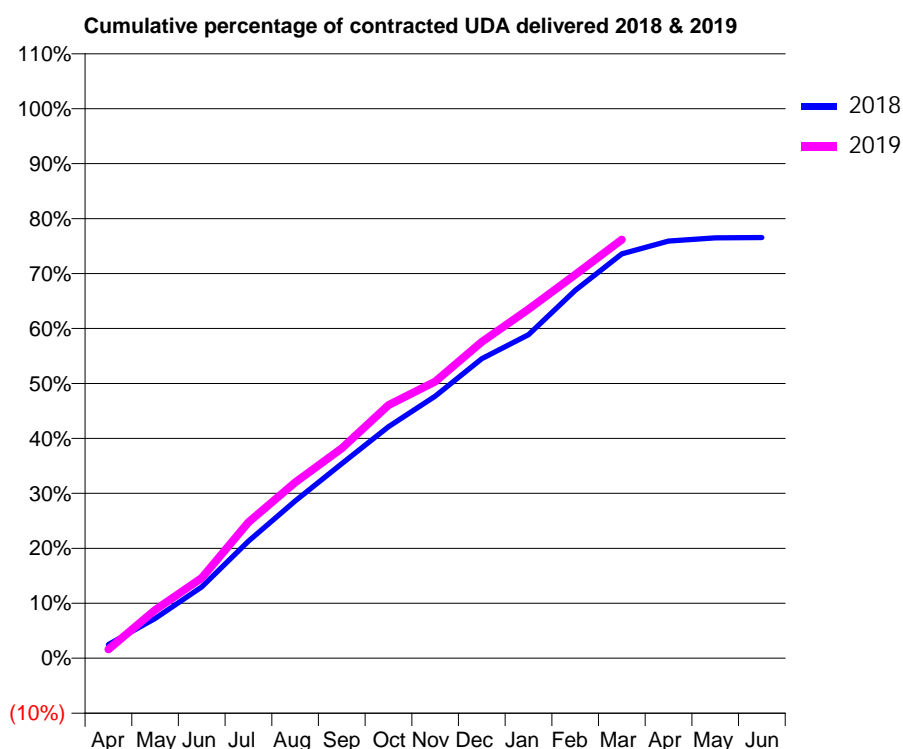
18/19 Contracted general activity (UDA)	17,829
Carry forward general activity (UDA)	0
18/19 Contracted orthodontic activity (UOA)	0
Carry forward orthodontic activity (UOA)	0
Baseline contract value	£534,545.48

ACCESS*

Patients seen in 24 months	Total	Change since previous quarter
Quarter ending March 2018	5,413	
Quarter ending June 2018	5,359	→
Quarter ending September 2018	5,333	→
Quarter ending December 2018	5,334	→
Quarter ending March 2019	5,465	↑
Variance since March 2018	1.0%	→



ACTIVITY



Month	2018	2019
April	442	288
May	1,293	1,569
June	2,312	2,603
July	3,801	4,412
August	5,105	5,702
September	6,312	6,811
October	7,512	8,213
November	8,503	8,977
December	9,722	10,261
January	10,494	11,320
February	11,937	12,446
March	13,122	13,577
April	13,530	
May	13,633	
June	13,648	

QUALITY

	Quantity	Base Number	Contract	AT	Region	England
% of FP17s for the same patient ID Re-attending within 3 months - Children	131	1,343	9.8%	10.0%	11.5%	11.8%
% of FP17s for the same patient ID Re-attending within 3 months - Adults	728	4,558	16.0%	14.2%	15.2%	15.7%
% of FP17s for the same patient ID Re-attending between 3 & 9 months - Children	376	1,343	28.0%	62.1%	60.2%	58.9%
% of FP17s for the same patient ID Re-attending between 3 & 9 months - Adults	1,337	4,558	29.3%	54.9%	51.8%	50.8%
% of FP17s for Band 1 Urgent Courses	340	5,669	6.0%	6.9%	8.1%	9.1%
% of FP17s Relating to Free Repair or Replacements	11	5,669	0.2%	0.8%	0.8%	0.8%
% of FP17s Relating to Continuations	202	5,669	3.6%	1.1%	0.9%	0.9%
% of Patients satisfied with the dentistry they have received	4	4	N/A	91.3%	92.7%	92.5%
% of Patients satisfied with the time they had to wait for an appointment	2	4	N/A	85.3%	87.4%	87.0%

* This is based on patients treated on this contract for their most recent course of treatment.

Figures in italics indicate the base number of FP17s or Patient Questionnaire responses are less than 100. N/A is shown where the base number of responses is less than 10 during the period. % is calculated as Quantity/Base number*100

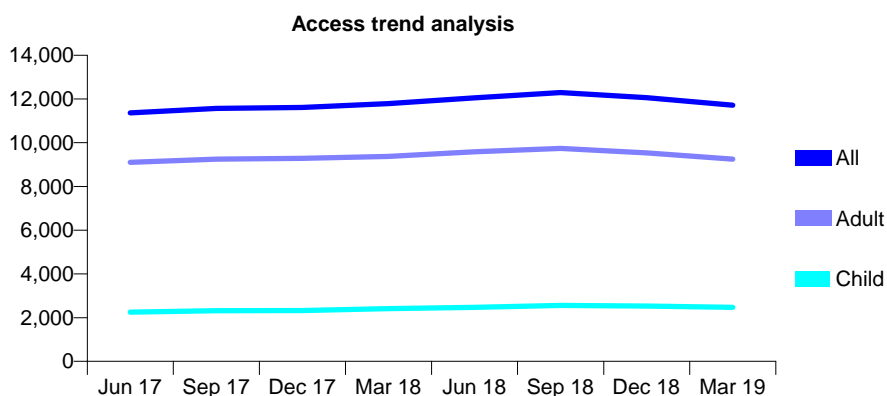
Q55 - Vital Signs At a Glance Contract Report for 177245/0001 - March 2019

Name or company name	Eastwood Dental Limited
Contract type name	GDS Contract
Purpose of contract	General
Contract start date	01/10/2011
Contract end date	

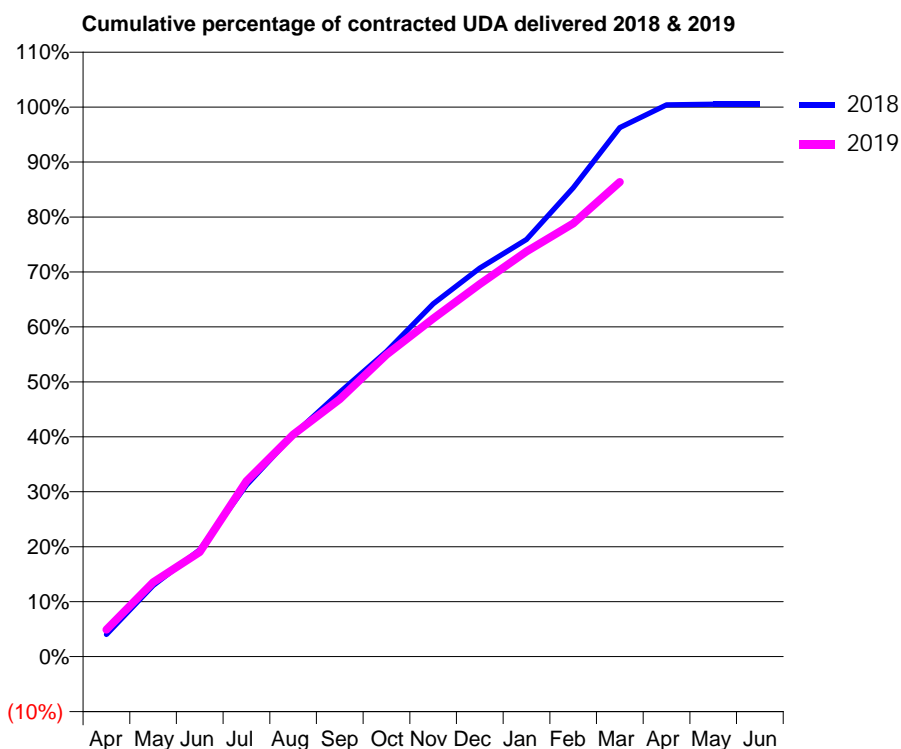
18/19 Contracted general activity (UDA)	35,814
Carry forward general activity (UDA)	-184
18/19 Contracted orthodontic activity (UOA)	0
Carry forward orthodontic activity (UOA)	0
Baseline contract value	£978,823.43

ACCESS*

Patients seen in 24 months	Total	Change since previous quarter
Quarter ending March 2018	11,789	
Quarter ending June 2018	12,054	↑
Quarter ending September 2018	12,298	↑
Quarter ending December 2018	12,057	↓
Quarter ending March 2019	11,713	↓
Variance since March 2018	(0.6%)	→



ACTIVITY



Month	Adjusted Scheduled Activity (UDA)	
	2018	2019
April	1,449	1,759
May	4,634	4,849
June	6,963	6,820
July	11,178	11,436
August	14,447	14,475
September	17,228	16,780
October	19,889	19,681
November	22,988	22,034
December	25,322	24,282
January	27,192	26,397
February	30,550	28,223
March	34,476	30,927
April	35,959	
May	35,990	
June	35,998	

QUALITY

	Quantity	Base Number	Contract	AT	Region	England
% of FP17s for the same patient ID Re-attending within 3 months - Children	230	3,606	6.4%	10.0%	11.5%	11.8%
% of FP17s for the same patient ID Re-attending within 3 months - Adults	1,696	13,532	12.5%	14.2%	15.2%	15.7%
% of FP17s for the same patient ID Re-attending between 3 & 9 months - Children	2,307	3,606	64.0%	62.1%	60.2%	58.9%
% of FP17s for the same patient ID Re-attending between 3 & 9 months - Adults	8,580	13,532	63.4%	54.9%	51.8%	50.8%
% of FP17s for Band 1 Urgent Courses	895	16,419	5.5%	6.9%	8.1%	9.1%
% of FP17s Relating to Free Repair or Replacements	159	16,419	1.0%	0.8%	0.8%	0.8%
% of FP17s Relating to Continuations	152	16,419	0.9%	1.1%	0.9%	0.9%
% of Patients satisfied with the dentistry they have received	7	7	N/A	91.3%	92.7%	92.5%
% of Patients satisfied with the time they had to wait for an appointment	6	7	N/A	85.3%	87.4%	87.0%

* This is based on patients treated on this contract for their most recent course of treatment. Figures in italics indicate the base number of FP17s or Patient Questionnaire responses are less than 100. N/A is shown where the base number of responses is less than 10 during the period. % is calculated as Quantity/Base number*100

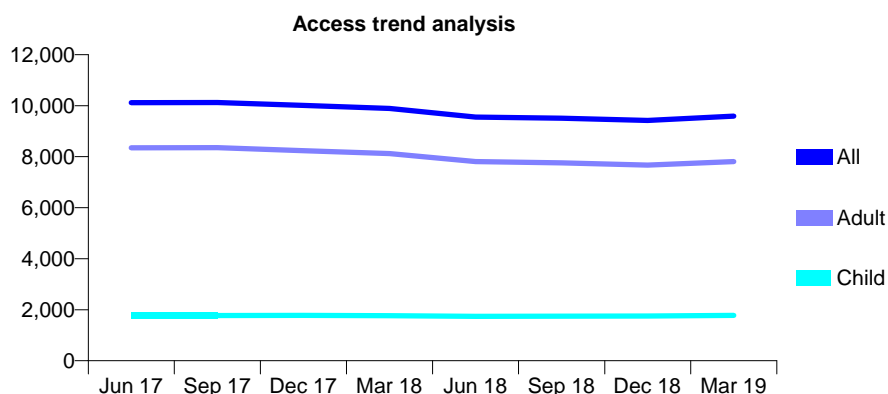
Q55 - Vital Signs At a Glance Contract Report for 178470/0001 - March 2019

Name or company name	Disa Dental Limited
Contract type name	GDS Contract
Purpose of contract	General
Contract start date	01/10/2007
Contract end date	

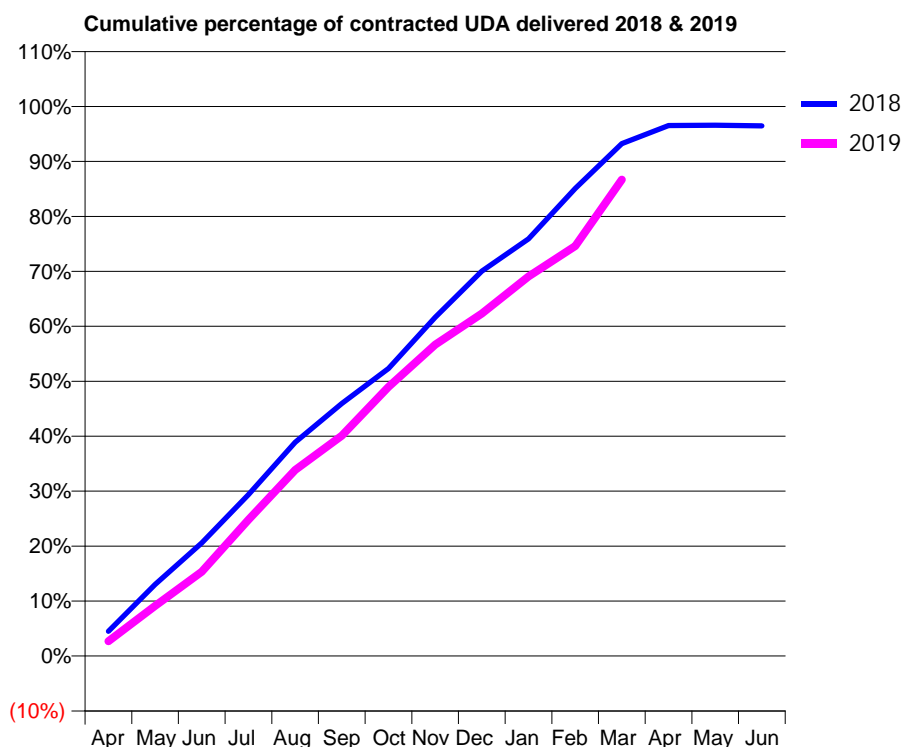
18/19 Contracted general activity (UDA)	27,203
Carry forward general activity (UDA)	0
18/19 Contracted orthodontic activity (UOA)	0
Carry forward orthodontic activity (UOA)	0
Baseline contract value	£780,808.40

ACCESS*

Patients seen in 24 months	Total	Change since previous quarter
Quarter ending March 2018	9,890	
Quarter ending June 2018	9,549	↓
Quarter ending September 2018	9,507	→
Quarter ending December 2018	9,418	→
Quarter ending March 2019	9,590	→
Variance since March 2018	(3.0%)	↓



ACTIVITY



Month	Adjusted Scheduled Activity (UDA)	
	2018	2019
April	1,224	739
May	3,545	2,485
June	5,593	4,172
July	7,991	6,745
August	10,577	9,214
September	12,502	10,908
October	14,231	13,322
November	16,767	15,408
December	19,047	16,947
January	20,645	18,791
February	23,146	20,293
March	25,363	23,578
April	26,254	
May	26,269	
June	26,240	

QUALITY

	Quantity	Base Number	Contract	AT	Region	England
% of FP17s for the same patient ID Re-attending within 3 months - Children	119	2,476	4.8%	10.0%	11.5%	11.8%
% of FP17s for the same patient ID Re-attending within 3 months - Adults	927	9,951	9.3%	14.2%	15.2%	15.7%
% of FP17s for the same patient ID Re-attending between 3 & 9 months - Children	1,397	2,476	56.4%	62.1%	60.2%	58.9%
% of FP17s for the same patient ID Re-attending between 3 & 9 months - Adults	5,283	9,951	53.1%	54.9%	51.8%	50.8%
% of FP17s for Band 1 Urgent Courses	751	12,012	6.3%	6.9%	8.1%	9.1%
% of FP17s Relating to Free Repair or Replacements	105	12,012	0.9%	0.8%	0.8%	0.8%
% of FP17s Relating to Continuations	23	12,012	0.2%	1.1%	0.9%	0.9%
% of Patients satisfied with the dentistry they have received	3	3	N/A	91.3%	92.7%	92.5%
% of Patients satisfied with the time they had to wait for an appointment	3	3	N/A	85.3%	87.4%	87.0%

* This is based on patients treated on this contract for their most recent course of treatment. Figures in italics indicate the base number of FP17s or Patient Questionnaire responses are less than 100. N/A is shown where the base number of responses is less than 10 during the period. % is calculated as Quantity/Base number*100

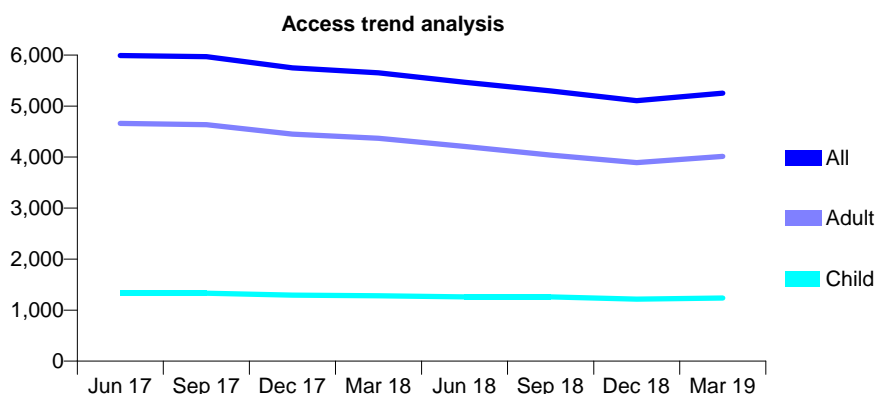
Q55 - Vital Signs At a Glance Contract Report for 178470/0002 - March 2019

Name or company name	Disa Dental Limited
Contract type name	GDS Contract
Purpose of contract	General
Contract start date	01/10/2007
Contract end date	

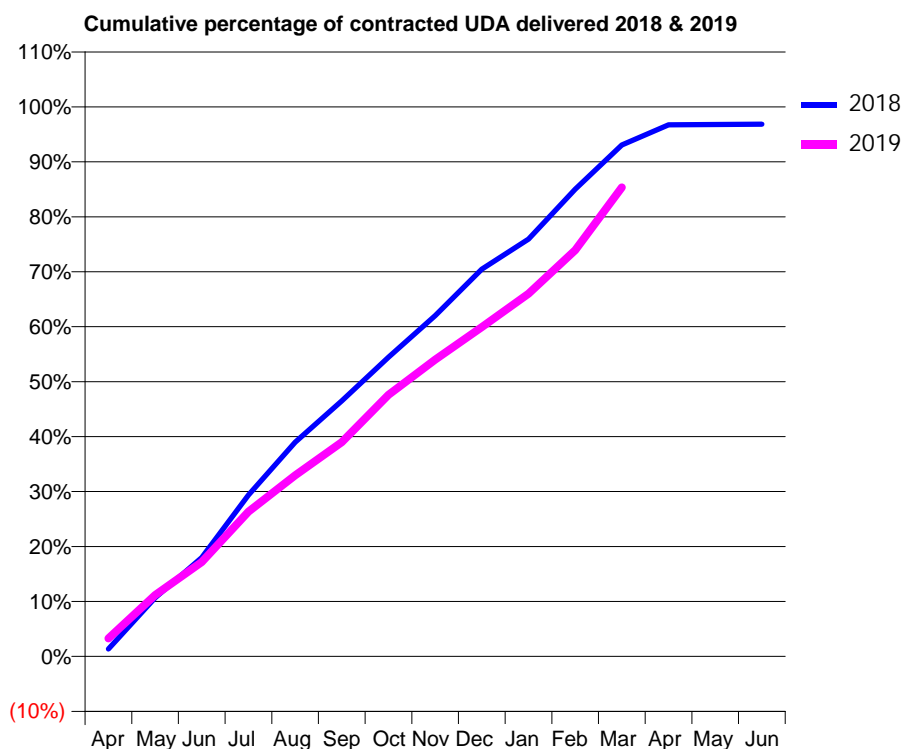
18/19 Contracted general activity (UDA)	16,815
Carry forward general activity (UDA)	0
18/19 Contracted orthodontic activity (UOA)	0
Carry forward orthodontic activity (UOA)	0
Baseline contract value	£531,957.07

ACCESS*

Patients seen in 24 months	Total	Change since previous quarter
Quarter ending March 2018	5,652	
Quarter ending June 2018	5,468	↓
Quarter ending September 2018	5,297	↓
Quarter ending December 2018	5,105	↓
Quarter ending March 2019	5,253	↑
Variance since March 2018	(7.1%)	↓



ACTIVITY



Month	2018	2019
April	232	554
May	1,797	1,879
June	3,026	2,888
July	4,938	4,429
August	6,556	5,543
September	7,815	6,557
October	9,154	8,003
November	10,428	9,080
December	11,848	10,075
January	12,768	11,100
February	14,294	12,430
March	15,648	14,348
April	16,262	
May	16,276	
June	16,283	

QUALITY

	Quantity	Base Number	Contract	AT	Region	England
% of FP17s for the same patient ID Re-attending within 3 months - Children	113	1,825	6.2%	10.0%	11.5%	11.8%
% of FP17s for the same patient ID Re-attending within 3 months - Adults	814	5,880	13.8%	14.2%	15.2%	15.7%
% of FP17s for the same patient ID Re-attending between 3 & 9 months - Children	1,077	1,825	59.0%	62.1%	60.2%	58.9%
% of FP17s for the same patient ID Re-attending between 3 & 9 months - Adults	3,500	5,880	59.5%	54.9%	51.8%	50.8%
% of FP17s for Band 1 Urgent Courses	765	7,372	10.4%	6.9%	8.1%	9.1%
% of FP17s Relating to Free Repair or Replacements	36	7,372	0.5%	0.8%	0.8%	0.8%
% of FP17s Relating to Continuations	17	7,372	0.2%	1.1%	0.9%	0.9%
% of Patients satisfied with the dentistry they have received	1	1	N/A	91.3%	92.7%	92.5%
% of Patients satisfied with the time they had to wait for an appointment	1	1	N/A	85.3%	87.4%	87.0%

* This is based on patients treated on this contract for their most recent course of treatment. Figures in italics indicate the base number of FP17s or Patient Questionnaire responses are less than 100. N/A is shown where the base number of responses is less than 10 during the period. % is calculated as Quantity/Base number*100

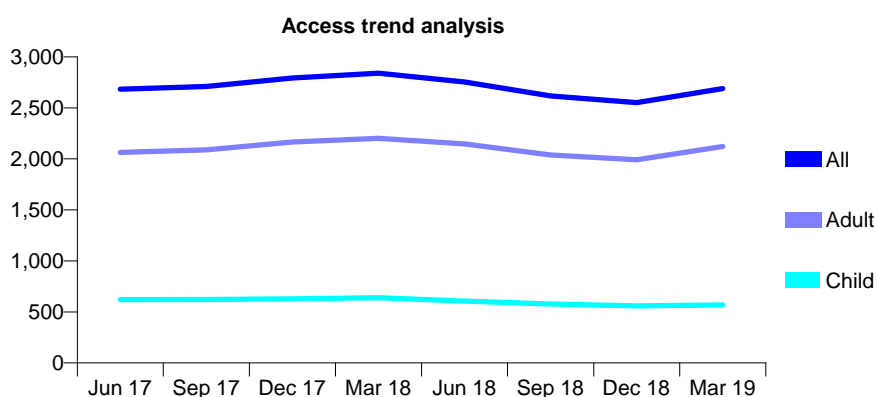
Q55 - Vital Signs At a Glance Contract Report for 178470/0003 - March 2019

Name or company name	Coach House Dental Partnership
Contract type name	GDS Contract
Purpose of contract	General
Contract start date	01/10/2007
Contract end date	

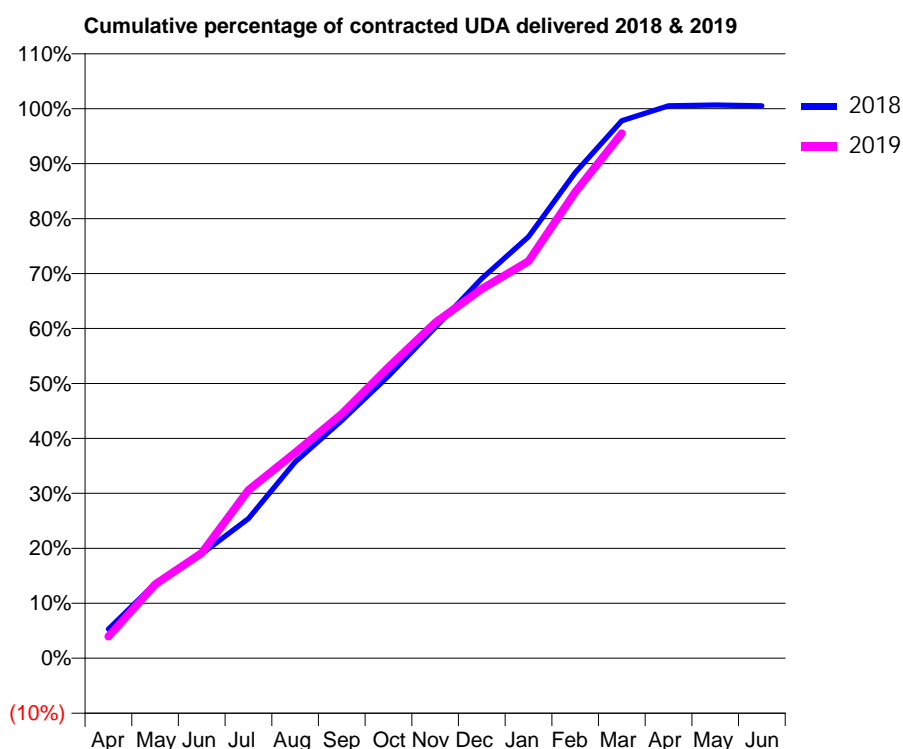
18/19 Contracted general activity (UDA)	8,345
Carry forward general activity (UDA)	-43
18/19 Contracted orthodontic activity (UOA)	0
Carry forward orthodontic activity (UOA)	0
Baseline contract value	£218,563.72

ACCESS*

Patients seen in 24 months	Total	Change since previous quarter
Quarter ending March 2018	2,840	
Quarter ending June 2018	2,753	↓
Quarter ending September 2018	2,617	↓
Quarter ending December 2018	2,551	↓
Quarter ending March 2019	2,689	↑
Variance since March 2018	(5.3%)	↓



ACTIVITY



Month	2018	2019
April	430	329
May	1,107	1,120
June	1,548	1,598
July	2,069	2,553
August	2,906	3,122
September	3,521	3,710
October	4,180	4,419
November	4,898	5,095
December	5,624	5,608
January	6,244	6,028
February	7,192	7,079
March	7,962	7,969
April	8,182	
May	8,192	
June	8,183	

QUALITY

	Quantity	Base Number	Contract	AT	Region	England
% of FP17s for the same patient ID Re-attending within 3 months - Children	38	776	4.9%	10.0%	11.5%	11.8%
% of FP17s for the same patient ID Re-attending within 3 months - Adults	456	3,040	15.0%	14.2%	15.2%	15.7%
% of FP17s for the same patient ID Re-attending between 3 & 9 months - Children	441	776	56.8%	62.1%	60.2%	58.9%
% of FP17s for the same patient ID Re-attending between 3 & 9 months - Adults	1,620	3,040	53.3%	54.9%	51.8%	50.8%
% of FP17s for Band 1 Urgent Courses	273	3,749	7.3%	6.9%	8.1%	9.1%
% of FP17s Relating to Free Repair or Replacements	30	3,749	0.8%	0.8%	0.8%	0.8%
% of FP17s Relating to Continuations	23	3,749	0.6%	1.1%	0.9%	0.9%
% of Patients satisfied with the dentistry they have received	0	0	N/A	91.3%	92.7%	92.5%
% of Patients satisfied with the time they had to wait for an appointment	0	0	N/A	85.3%	87.4%	87.0%

* This is based on patients treated on this contract for their most recent course of treatment. Figures in italics indicate the base number of FP17s or Patient Questionnaire responses are less than 100. N/A is shown where the base number of responses is less than 10 during the period. % is calculated as Quantity/Base number*100

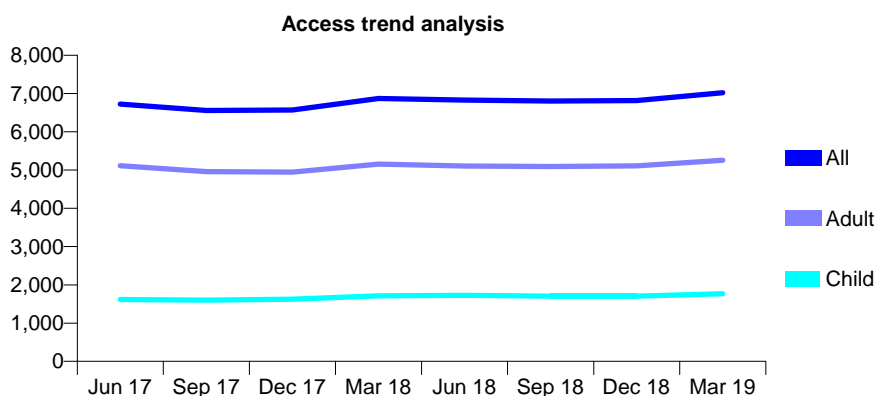
Q55 - Vital Signs At a Glance Contract Report for 178470/0004 - March 2019

Name or company name	Disa Dental Limited
Contract type name	GDS Contract
Purpose of contract	General
Contract start date	01/10/2007
Contract end date	

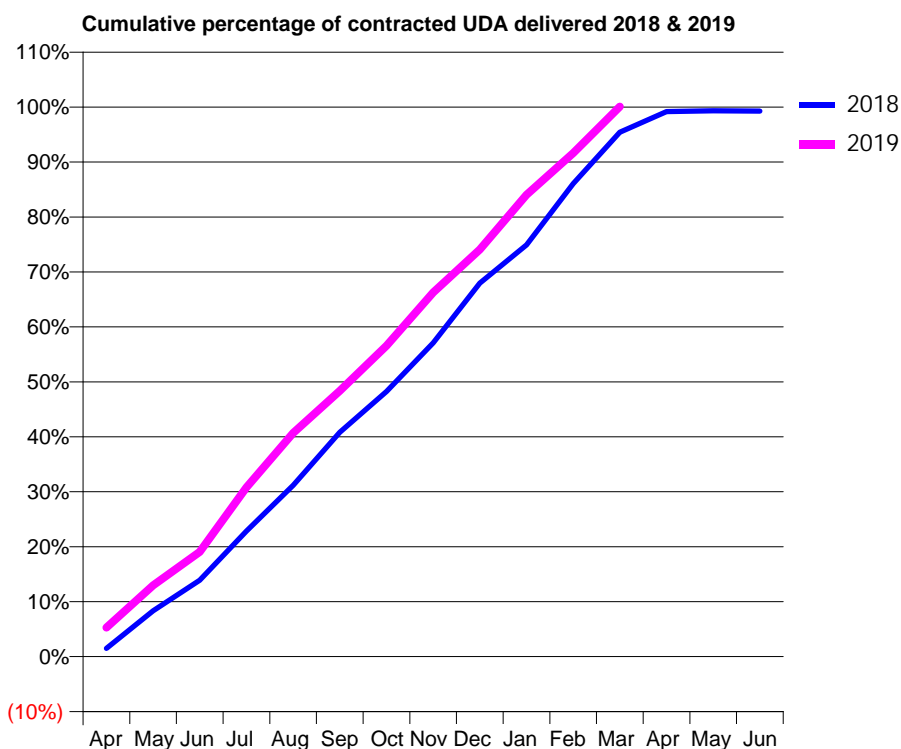
18/19 Contracted general activity (UDA)	21,412
Carry forward general activity (UDA)	0
18/19 Contracted orthodontic activity (UOA)	0
Carry forward orthodontic activity (UOA)	0
Baseline contract value	£689,730.75

ACCESS*

Patients seen in 24 months	Total	Change since previous quarter
Quarter ending March 2018	6,868	
Quarter ending June 2018	6,831	→
Quarter ending September 2018	6,801	→
Quarter ending December 2018	6,815	→
Quarter ending March 2019	7,022	↑
Variance since March 2018	2.2%	↑



ACTIVITY



Month	Adjusted Scheduled Activity (UDA)	
	2018	2019
April	309	1,136
May	1,699	2,777
June	2,843	4,082
July	4,663	6,596
August	6,362	8,715
September	8,331	10,352
October	9,846	12,113
November	11,654	14,186
December	13,871	15,858
January	15,296	17,991
February	17,568	19,617
March	19,472	21,428
April	20,243	
May	20,270	
June	20,263	

QUALITY

	Quantity	Base Number	Contract	AT	Region	England
% of FP17s for the same patient ID Re-attending within 3 months - Children	150	2,643	5.7%	10.0%	11.5%	11.8%
% of FP17s for the same patient ID Re-attending within 3 months - Adults	1,173	8,322	14.1%	14.2%	15.2%	15.7%
% of FP17s for the same patient ID Re-attending between 3 & 9 months - Children	1,619	2,643	61.3%	62.1%	60.2%	58.9%
% of FP17s for the same patient ID Re-attending between 3 & 9 months - Adults	4,878	8,322	58.6%	54.9%	51.8%	50.8%
% of FP17s for Band 1 Urgent Courses	891	10,589	8.4%	6.9%	8.1%	9.1%
% of FP17s Relating to Free Repair or Replacements	69	10,589	0.7%	0.8%	0.8%	0.8%
% of FP17s Relating to Continuations	56	10,589	0.5%	1.1%	0.9%	0.9%
% of Patients satisfied with the dentistry they have received	3	4	N/A	91.3%	92.7%	92.5%
% of Patients satisfied with the time they had to wait for an appointment	4	4	N/A	85.3%	87.4%	87.0%

* This is based on patients treated on this contract for their most recent course of treatment. Figures in italics indicate the base number of FP17s or Patient Questionnaire responses are less than 100. N/A is shown where the base number of responses is less than 10 during the period. % is calculated as Quantity/Base number*100

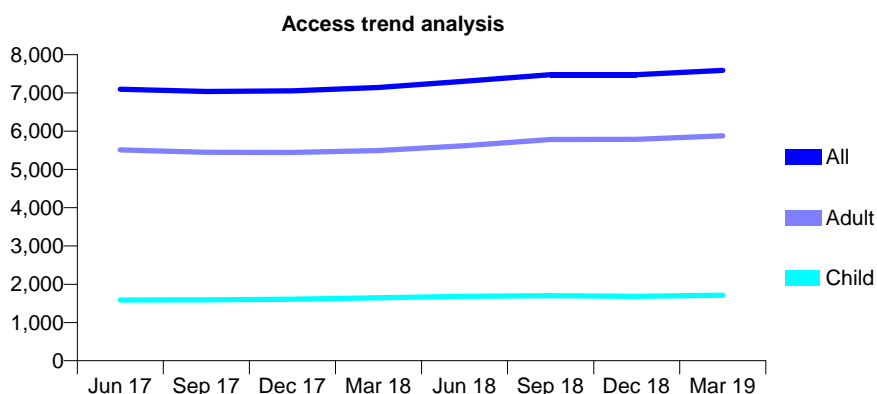
Q55 - Vital Signs At a Glance Contract Report for 179965/0001 - March 2019

Name or company name	Broadwalk Dental Practice
Contract type name	GDS Contract
Purpose of contract	General
Contract start date	01/04/2012
Contract end date	

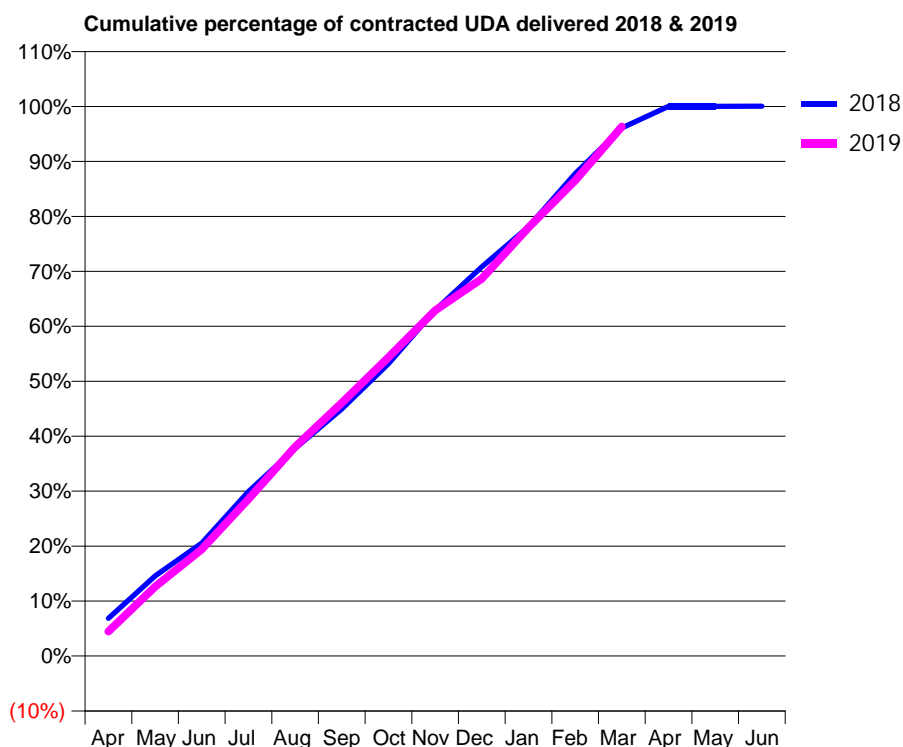
18/19 Contracted general activity (UDA)	18,598
Carry forward general activity (UDA)	-8
18/19 Contracted orthodontic activity (UOA)	0
Carry forward orthodontic activity (UOA)	0
Baseline contract value	£417,030.18

ACCESS*

Patients seen in 24 months	Total	Change since previous quarter
Quarter ending March 2018	7,142	
Quarter ending June 2018	7,303	↑
Quarter ending September 2018	7,479	↑
Quarter ending December 2018	7,474	→
Quarter ending March 2019	7,592	→
Variance since March 2018	6.3%	↑



ACTIVITY



Month	Adjusted Scheduled Activity (UDA)	
	2018	2019
April	1,276	832
May	2,711	2,350
June	3,820	3,610
July	5,568	5,309
August	7,031	7,083
September	8,363	8,567
October	9,892	10,114
November	11,710	11,698
December	13,170	12,770
January	14,529	14,504
February	16,326	16,090
March	17,871	17,917
April	18,601	
May	18,601	
June	18,606	

QUALITY

	Quantity	Base Number	Contract	AT	Region	England
% of FP17s for the same patient ID Re-attending within 3 months - Children	154	2,352	6.5%	10.0%	11.5%	11.8%
% of FP17s for the same patient ID Re-attending within 3 months - Adults	1,165	8,013	14.5%	14.2%	15.2%	15.7%
% of FP17s for the same patient ID Re-attending between 3 & 9 months - Children	1,311	2,352	55.7%	62.1%	60.2%	58.9%
% of FP17s for the same patient ID Re-attending between 3 & 9 months - Adults	3,781	8,013	47.2%	54.9%	51.8%	50.8%
% of FP17s for Band 1 Urgent Courses	728	9,461	7.7%	6.9%	8.1%	9.1%
% of FP17s Relating to Free Repair or Replacements	30	9,461	0.3%	0.8%	0.8%	0.8%
% of FP17s Relating to Continuations	179	9,461	1.9%	1.1%	0.9%	0.9%
% of Patients satisfied with the dentistry they have received	4	6	N/A	91.3%	92.7%	92.5%
% of Patients satisfied with the time they had to wait for an appointment	5	6	N/A	85.3%	87.4%	87.0%

* This is based on patients treated on this contract for their most recent course of treatment. Figures in italics indicate the base number of FP17s or Patient Questionnaire responses are less than 100. N/A is shown where the base number of responses is less than 10 during the period. % is calculated as Quantity/Base number*100

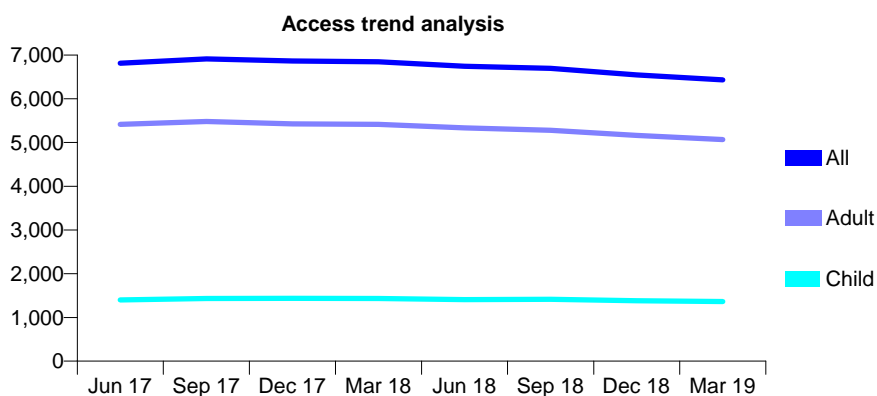
Q55 - Vital Signs At a Glance Contract Report for 180343/0001 - March 2019

Name or company name	Hall and Purchase
Contract type name	GDS Contract
Purpose of contract	General
Contract start date	01/02/2011
Contract end date	

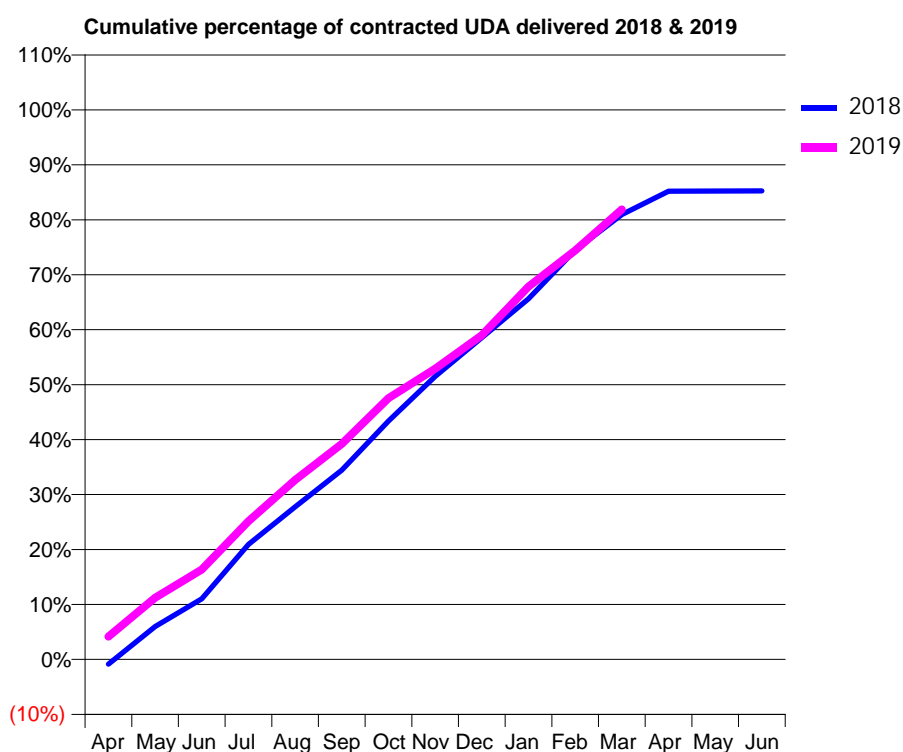
18/19 Contracted general activity (UDA)	18,261
Carry forward general activity (UDA)	0
18/19 Contracted orthodontic activity (UOA)	0
Carry forward orthodontic activity (UOA)	0
Baseline contract value	£475,301.22

ACCESS*

Patients seen in 24 months	Total	Change since previous quarter
Quarter ending March 2018	6,847	
Quarter ending June 2018	6,743	↓
Quarter ending September 2018	6,697	→
Quarter ending December 2018	6,546	↓
Quarter ending March 2019	6,433	↓
Variance since March 2018	(6.0%)	↓



ACTIVITY



Month	2018	2019
April	-160	761
May	1,093	2,050
June	2,012	2,985
July	3,821	4,592
August	5,071	5,963
September	6,290	7,163
October	7,920	8,683
November	9,408	9,664
December	10,692	10,773
January	11,984	12,388
February	13,603	13,589
March	14,783	14,949
April	15,555	
May	15,565	
June	15,569	

QUALITY

	Quantity	Base Number	Contract	AT	Region	England
% of FP17s for the same patient ID Re-attending within 3 months - Children	200	2,233	9.0%	10.0%	11.5%	11.8%
% of FP17s for the same patient ID Re-attending within 3 months - Adults	1,703	8,096	21.0%	14.2%	15.2%	15.7%
% of FP17s for the same patient ID Re-attending between 3 & 9 months - Children	1,575	2,233	70.5%	62.1%	60.2%	58.9%
% of FP17s for the same patient ID Re-attending between 3 & 9 months - Adults	4,359	8,096	53.8%	54.9%	51.8%	50.8%
% of FP17s for Band 1 Urgent Courses	985	9,855	10.0%	6.9%	8.1%	9.1%
% of FP17s Relating to Free Repair or Replacements	33	9,855	0.3%	0.8%	0.8%	0.8%
% of FP17s Relating to Continuations	76	9,855	0.8%	1.1%	0.9%	0.9%
% of Patients satisfied with the dentistry they have received	4	4	N/A	91.3%	92.7%	92.5%
% of Patients satisfied with the time they had to wait for an appointment	3	4	N/A	85.3%	87.4%	87.0%

* This is based on patients treated on this contract for their most recent course of treatment. Figures in italics indicate the base number of FP17s or Patient Questionnaire responses are less than 100. N/A is shown where the base number of responses is less than 10 during the period. % is calculated as Quantity/Base number*100

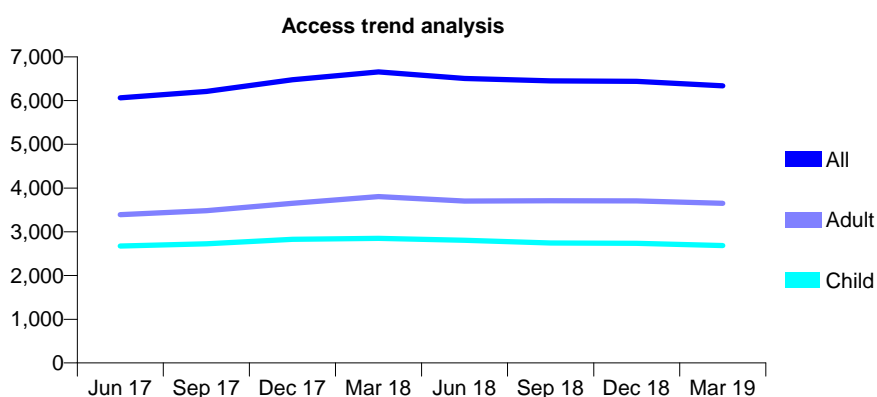
Q55 - Vital Signs At a Glance Contract Report for 180424/0001 - March 2019

Name or company name	S Cowley, R Ingham and J Angelo
Contract type name	GDS Contract
Purpose of contract	General
Contract start date	01/04/2006
Contract end date	

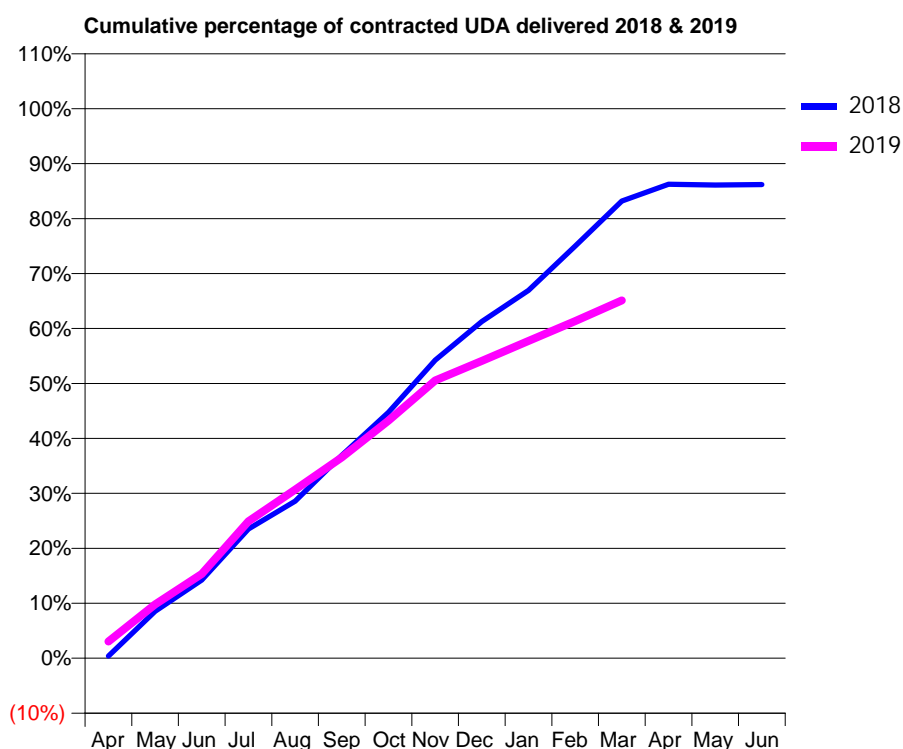
18/19 Contracted general activity (UDA)	26,075
Carry forward general activity (UDA)	0
18/19 Contracted orthodontic activity (UOA)	0
Carry forward orthodontic activity (UOA)	0
Baseline contract value	£759,203.91

ACCESS*

Patients seen in 24 months	Total	Change since previous quarter
Quarter ending March 2018	6,656	
Quarter ending June 2018	6,506	↓
Quarter ending September 2018	6,454	→
Quarter ending December 2018	6,440	→
Quarter ending March 2019	6,337	↓
Variance since March 2018	(4.8%)	↓



ACTIVITY



Month	2018	2019
April	102	794
May	2,232	2,563
June	3,710	3,996
July	6,132	6,492
August	7,460	7,999
September	9,628	9,525
October	11,663	11,273
November	14,145	13,178
December	15,972	14,108
January	17,453	15,057
February	19,555	15,998
March	21,685	16,971
April	22,483	
May	22,455	
June	22,473	

QUALITY

	Quantity	Base Number	Contract	AT	Region	England
% of FP17s for the same patient ID Re-attending within 3 months - Children	236	3,230	7.3%	10.0%	11.5%	11.8%
% of FP17s for the same patient ID Re-attending within 3 months - Adults	614	4,036	15.2%	14.2%	15.2%	15.7%
% of FP17s for the same patient ID Re-attending between 3 & 9 months - Children	1,773	3,230	54.9%	62.1%	60.2%	58.9%
% of FP17s for the same patient ID Re-attending between 3 & 9 months - Adults	1,862	4,036	46.1%	54.9%	51.8%	50.8%
% of FP17s for Band 1 Urgent Courses	500	7,006	7.1%	6.9%	8.1%	9.1%
% of FP17s Relating to Free Repair or Replacements	26	7,006	0.4%	0.8%	0.8%	0.8%
% of FP17s Relating to Continuations	105	7,006	1.5%	1.1%	0.9%	0.9%
% of Patients satisfied with the dentistry they have received	1	1	N/A	91.3%	92.7%	92.5%
% of Patients satisfied with the time they had to wait for an appointment	1	1	N/A	85.3%	87.4%	87.0%

* This is based on patients treated on this contract for their most recent course of treatment. Figures in italics indicate the base number of FP17s or Patient Questionnaire responses are less than 100. N/A is shown where the base number of responses is less than 10 during the period. % is calculated as Quantity/Base number*100

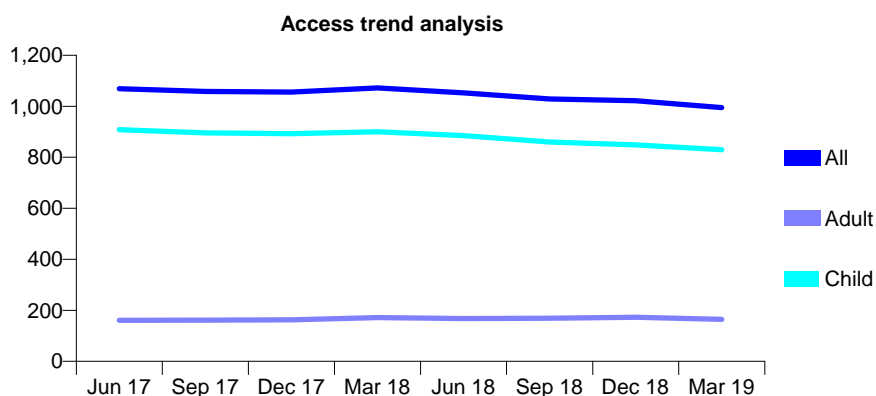
Q55 - Vital Signs At a Glance Contract Report for 182222/0001 - March 2019

Name or company name	Spondon Dental
Contract type name	GDS Contract
Purpose of contract	General
Contract start date	01/03/2014
Contract end date	

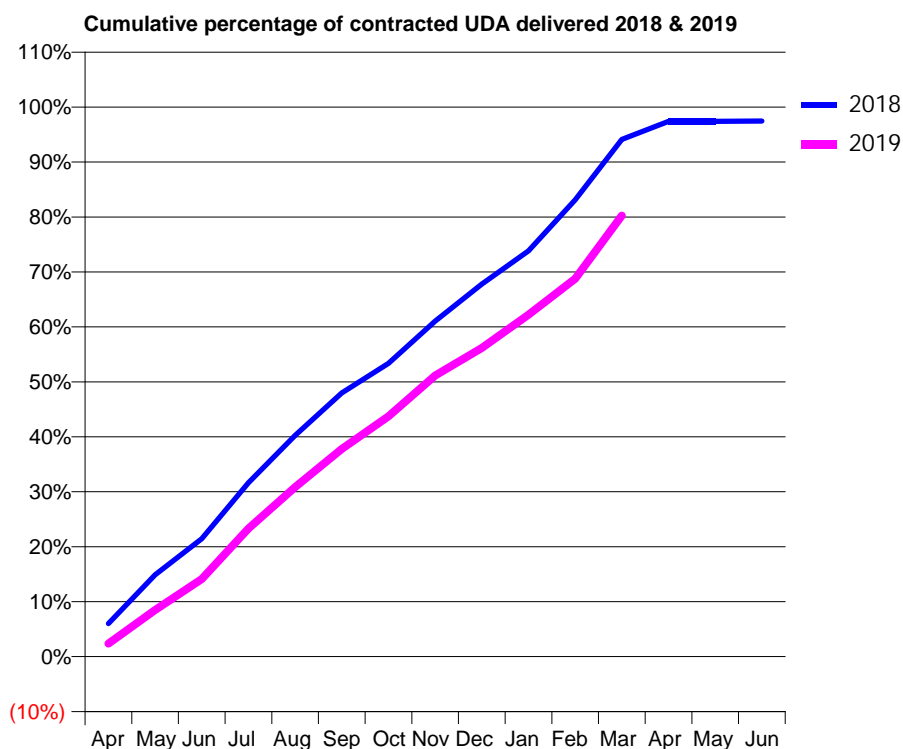
18/19 Contracted general activity (UDA)	2,170
Carry forward general activity (UDA)	55
18/19 Contracted orthodontic activity (UOA)	0
Carry forward orthodontic activity (UOA)	0
Baseline contract value	£42,090.04

ACCESS*

Patients seen in 24 months	Total	Change since previous quarter
Quarter ending March 2018	1,072	
Quarter ending June 2018	1,053	↓
Quarter ending September 2018	1,029	↓
Quarter ending December 2018	1,022	→
Quarter ending March 2019	995	↓
Variance since March 2018	(7.2%)	↓



ACTIVITY



Month	Adjusted Scheduled Activity (UDA)	
	2018	2019
April	131	52
May	323	184
June	466	306
July	686	506
August	874	670
September	1,041	820
October	1,158	949
November	1,325	1,110
December	1,471	1,219
January	1,602	1,350
February	1,804	1,492
March	2,042	1,741
April	2,114	
May	2,114	
June	2,115	

QUALITY

	Quantity	Base Number	Contract	AT	Region	England
% of FP17s for the same patient ID Re-attending within 3 months - Children	74	1,390	5.3%	10.0%	11.5%	11.8%
% of FP17s for the same patient ID Re-attending within 3 months - Adults	9	93	9.7%	14.2%	15.2%	15.7%
% of FP17s for the same patient ID Re-attending between 3 & 9 months - Children	957	1,390	68.8%	62.1%	60.2%	58.9%
% of FP17s for the same patient ID Re-attending between 3 & 9 months - Adults	53	93	57.0%	54.9%	51.8%	50.8%
% of FP17s for Band 1 Urgent Courses	51	1,423	3.6%	6.9%	8.1%	9.1%
% of FP17s Relating to Free Repair or Replacements	0	1,423	0.0%	0.8%	0.8%	0.8%
% of FP17s Relating to Continuations	0	1,423	0.0%	1.1%	0.9%	0.9%
% of Patients satisfied with the dentistry they have received	1	1	N/A	91.3%	92.7%	92.5%
% of Patients satisfied with the time they had to wait for an appointment	1	1	N/A	85.3%	87.4%	87.0%

* This is based on patients treated on this contract for their most recent course of treatment. Figures in italics indicate the base number of FP17s or Patient Questionnaire responses are less than 100. N/A is shown where the base number of responses is less than 10 during the period. % is calculated as Quantity/Base number*100

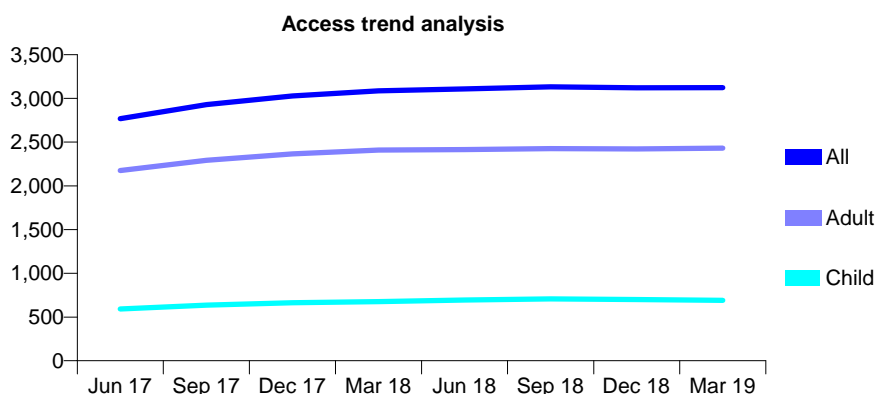
Q55 - Vital Signs At a Glance Contract Report for 183687/0001 - March 2019

Name or company name	Calverton Dental Practice
Contract type name	GDS Contract
Purpose of contract	General
Contract start date	20/11/2015
Contract end date	

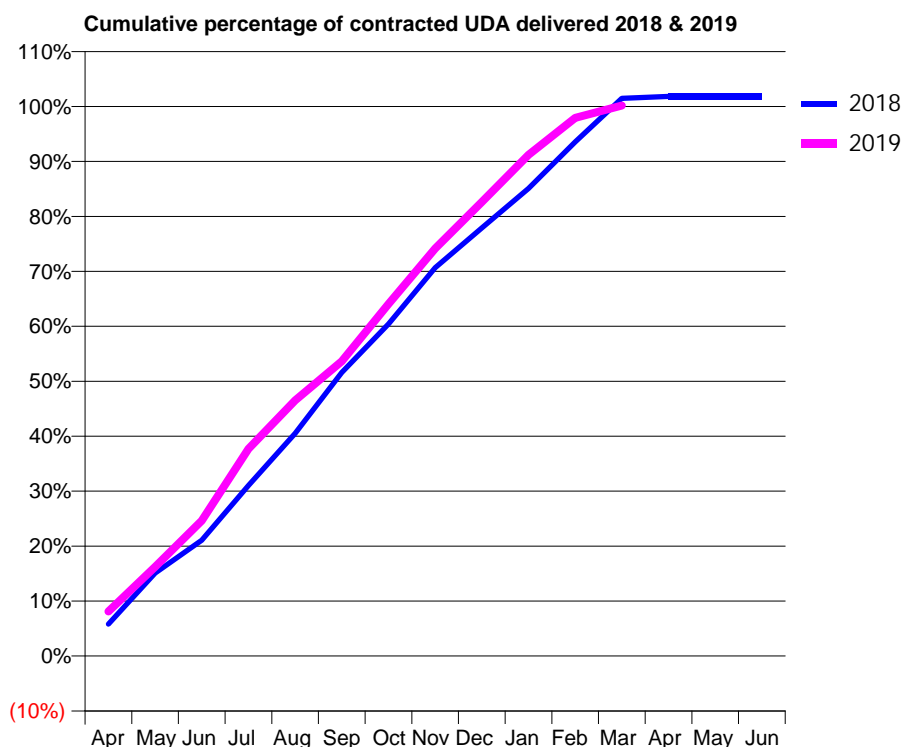
18/19 Contracted general activity (UDA)	10,938
Carry forward general activity (UDA)	-199
18/19 Contracted orthodontic activity (UOA)	0
Carry forward orthodontic activity (UOA)	0
Baseline contract value	£251,926.46

ACCESS*

Patients seen in 24 months	Total	Change since previous quarter
Quarter ending March 2018	3,086	
Quarter ending June 2018	3,109	→
Quarter ending September 2018	3,132	→
Quarter ending December 2018	3,121	→
Quarter ending March 2019	3,123	→
Variance since March 2018	1.2%	→



ACTIVITY



Month	Adjusted Scheduled Activity (UDA)	
	2018	2019
April	634	887
May	1,651	1,778
June	2,304	2,692
July	3,392	4,124
August	4,431	5,090
September	5,643	5,868
October	6,609	7,005
November	7,727	8,113
December	8,520	9,037
January	9,305	9,977
February	10,233	10,710
March	11,099	10,955
April	11,138	
May	11,137	
June	11,137	

QUALITY

	Quantity	Base Number	Contract	AT	Region	England
% of FP17s for the same patient ID Re-attending within 3 months - Children	104	1,127	9.2%	10.0%	11.5%	11.8%
% of FP17s for the same patient ID Re-attending within 3 months - Adults	498	3,733	13.3%	14.2%	15.2%	15.7%
% of FP17s for the same patient ID Re-attending between 3 & 9 months - Children	749	1,127	66.5%	62.1%	60.2%	58.9%
% of FP17s for the same patient ID Re-attending between 3 & 9 months - Adults	2,403	3,733	64.4%	54.9%	51.8%	50.8%
% of FP17s for Band 1 Urgent Courses	383	4,847	7.9%	6.9%	8.1%	9.1%
% of FP17s Relating to Free Repair or Replacements	18	4,847	0.4%	0.8%	0.8%	0.8%
% of FP17s Relating to Continuations	45	4,847	0.9%	1.1%	0.9%	0.9%
% of Patients satisfied with the dentistry they have received	5	5	N/A	91.3%	92.7%	92.5%
% of Patients satisfied with the time they had to wait for an appointment	5	5	N/A	85.3%	87.4%	87.0%

* This is based on patients treated on this contract for their most recent course of treatment. Figures in italics indicate the base number of FP17s or Patient Questionnaire responses are less than 100. N/A is shown where the base number of responses is less than 10 during the period. % is calculated as Quantity/Base number*100

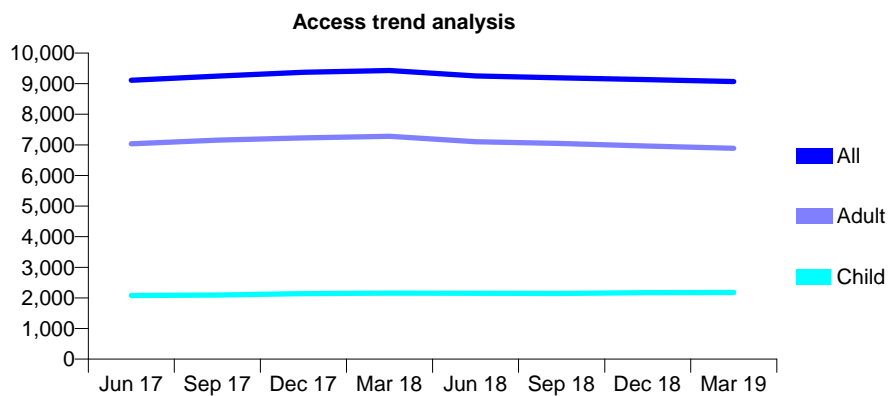
Q55 - Vital Signs At a Glance Contract Report for 183830/0001 - March 2019

Name or company name	KH & GW Ltd
Contract type name	GDS Contract
Purpose of contract	General and Orthodontic
Contract start date	01/04/2008
Contract end date	

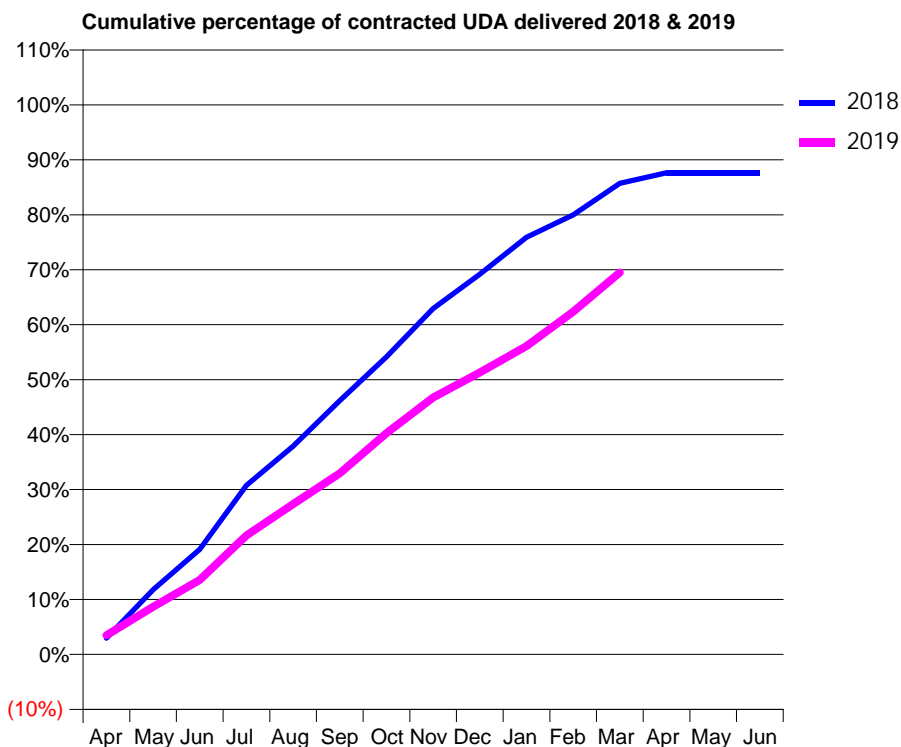
18/19 Contracted general activity (UDA)	27,460
Carry forward general activity (UDA)	0
18/19 Contracted orthodontic activity (UOA)	1,020
Carry forward orthodontic activity (UOA)	0
Baseline contract value	£972,213.62

ACCESS*

Patients seen in 24 months	Total	Change since previous quarter
Quarter ending March 2018	9,433	
Quarter ending June 2018	9,253	↓
Quarter ending September 2018	9,190	→
Quarter ending December 2018	9,132	→
Quarter ending March 2019	9,071	→
Variance since March 2018	(3.8%)	↓



ACTIVITY



Month	2018	2019
April	808	953
May	3,236	2,385
June	5,247	3,724
July	8,453	5,947
August	10,410	7,512
September	12,677	9,044
October	14,872	11,055
November	17,280	12,838
December	18,997	14,089
January	20,841	15,407
February	21,959	17,120
March	23,542	19,091
April	24,066	
May	24,067	
June	24,067	

QUALITY

	Quantity	Base Number	Contract	AT	Region	England
% of FP17s for the same patient ID Re-attending within 3 months - Children	140	3,043	4.6%	10.0%	11.5%	11.8%
% of FP17s for the same patient ID Re-attending within 3 months - Adults	833	8,406	9.9%	14.2%	15.2%	15.7%
% of FP17s for the same patient ID Re-attending between 3 & 9 months - Children	1,865	3,043	61.3%	62.1%	60.2%	58.9%
% of FP17s for the same patient ID Re-attending between 3 & 9 months - Adults	4,160	8,406	49.5%	54.9%	51.8%	50.8%
% of FP17s for Band 1 Urgent Courses	501	11,159	4.5%	6.9%	8.1%	9.1%
% of FP17s Relating to Free Repair or Replacements	74	11,159	0.7%	0.8%	0.8%	0.8%
% of FP17s Relating to Continuations	161	11,159	1.4%	1.1%	0.9%	0.9%
% of Patients satisfied with the dentistry they have received	3	3	N/A	91.3%	92.7%	92.5%
% of Patients satisfied with the time they had to wait for an appointment	3	3	N/A	85.3%	87.4%	87.0%

* This is based on patients treated on this contract for their most recent course of treatment. Figures in italics indicate the base number of FP17s or Patient Questionnaire responses are less than 100. N/A is shown where the base number of responses is less than 10 during the period. % is calculated as Quantity/Base number*100

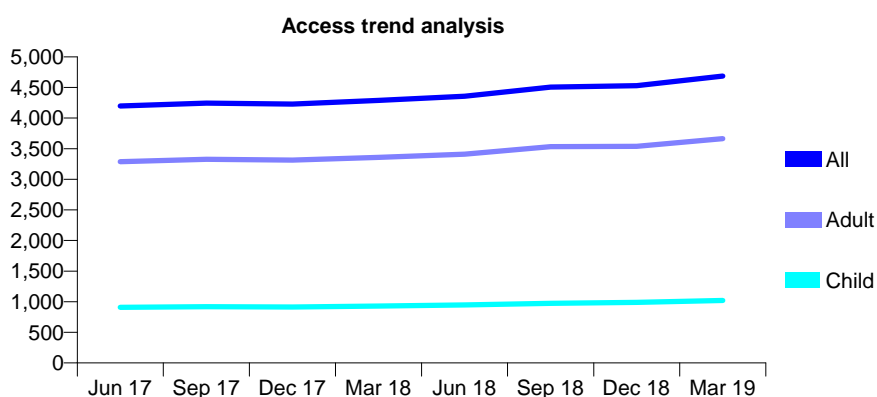
Q55 - Vital Signs At a Glance Contract Report for 183881/0001 - March 2019

Name or company name	Southwell Dental Care
Contract type name	GDS Contract
Purpose of contract	General
Contract start date	28/11/2014
Contract end date	

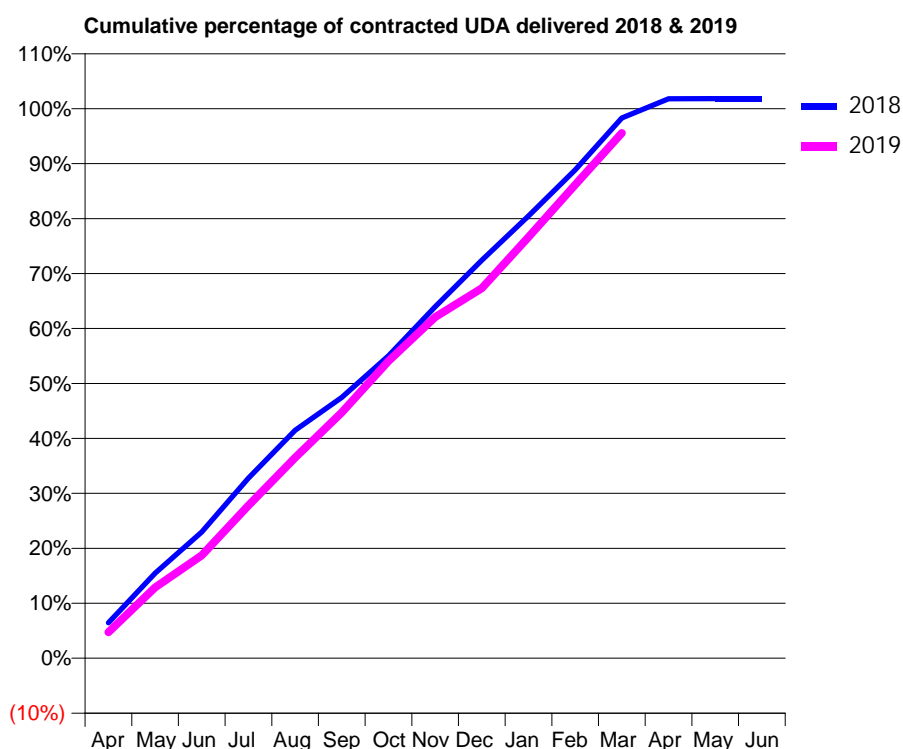
18/19 Contracted general activity (UDA)	12,473
Carry forward general activity (UDA)	0
18/19 Contracted orthodontic activity (UOA)	0
Carry forward orthodontic activity (UOA)	0
Baseline contract value	£322,298.96

ACCESS*

Patients seen in 24 months	Total	Change since previous quarter
Quarter ending March 2018	4,289	
Quarter ending June 2018	4,356	→
Quarter ending September 2018	4,506	↑
Quarter ending December 2018	4,530	→
Quarter ending March 2019	4,685	↑
Variance since March 2018	9.2%	↑



ACTIVITY



Month	2018	2019
April	775	592
May	1,861	1,608
June	2,760	2,334
July	3,941	3,466
August	4,988	4,554
September	5,706	5,578
October	6,617	6,744
November	7,689	7,740
December	8,704	8,396
January	9,676	9,561
February	10,686	10,748
March	11,818	11,921
April	12,237	
May	12,242	
June	12,242	

QUALITY

	Quantity	Base Number	Contract	AT	Region	England
% of FP17s for the same patient ID Re-attending within 3 months - Children	50	1,810	2.8%	10.0%	11.5%	11.8%
% of FP17s for the same patient ID Re-attending within 3 months - Adults	372	6,137	6.1%	14.2%	15.2%	15.7%
% of FP17s for the same patient ID Re-attending between 3 & 9 months - Children	1,125	1,810	62.2%	62.1%	60.2%	58.9%
% of FP17s for the same patient ID Re-attending between 3 & 9 months - Adults	3,603	6,137	58.7%	54.9%	51.8%	50.8%
% of FP17s for Band 1 Urgent Courses	176	7,717	2.3%	6.9%	8.1%	9.1%
% of FP17s Relating to Free Repair or Replacements	76	7,717	1.0%	0.8%	0.8%	0.8%
% of FP17s Relating to Continuations	21	7,717	0.3%	1.1%	0.9%	0.9%
% of Patients satisfied with the dentistry they have received	3	3	N/A	91.3%	92.7%	92.5%
% of Patients satisfied with the time they had to wait for an appointment	3	3	N/A	85.3%	87.4%	87.0%

* This is based on patients treated on this contract for their most recent course of treatment.

Figures in italics indicate the base number of FP17s or Patient Questionnaire responses are less than 100. N/A is shown where the base number of responses is less than 10 during the period. % is calculated as Quantity/Base number*100

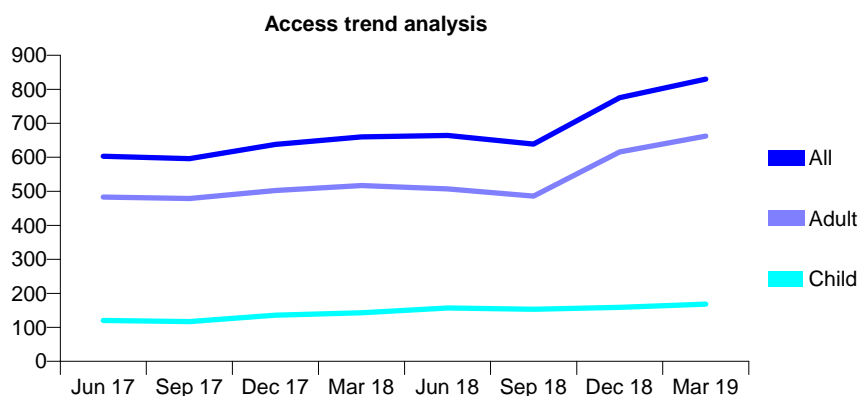
Q55 - Vital Signs At a Glance Contract Report for 183881/0002 - March 2019

Name or company name	Southwell Dental Care
Contract type name	GDS Contract
Purpose of contract	General
Contract start date	28/11/2014
Contract end date	

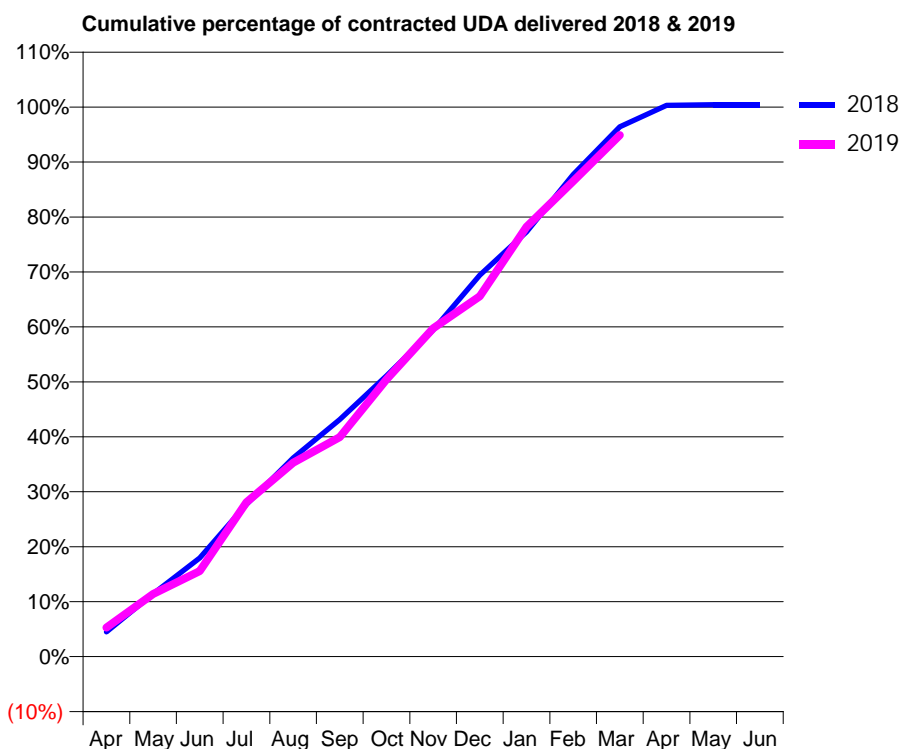
18/19 Contracted general activity (UDA)	2,532
Carry forward general activity (UDA)	0
18/19 Contracted orthodontic activity (UOA)	0
Carry forward orthodontic activity (UOA)	0
Baseline contract value	£54,665.98

ACCESS*

Patients seen in 24 months	Total	Change since previous quarter
Quarter ending March 2018	660	
Quarter ending June 2018	664	→
Quarter ending September 2018	639	↓
Quarter ending December 2018	775	↑
Quarter ending March 2019	830	↑
Variance since March 2018	25.8%	↑



ACTIVITY



Month	Adjusted Scheduled Activity (UDA)	
	2018	2019
April	114	133
May	290	288
June	454	394
July	701	711
August	916	893
September	1,093	1,011
October	1,294	1,276
November	1,505	1,513
December	1,758	1,660
January	1,957	1,980
February	2,221	2,190
March	2,441	2,403
April	2,540	
May	2,543	
June	2,543	

QUALITY

	Quantity	Base Number	Contract	AT	Region	England
% of FP17s for the same patient ID Re-attending within 3 months - Children	2	304	0.7%	10.0%	11.5%	11.8%
% of FP17s for the same patient ID Re-attending within 3 months - Adults	19	1,121	1.7%	14.2%	15.2%	15.7%
% of FP17s for the same patient ID Re-attending between 3 & 9 months - Children	29	304	9.5%	62.1%	60.2%	58.9%
% of FP17s for the same patient ID Re-attending between 3 & 9 months - Adults	80	1,121	7.1%	54.9%	51.8%	50.8%
% of FP17s for Band 1 Urgent Courses	85	1,372	6.2%	6.9%	8.1%	9.1%
% of FP17s Relating to Free Repair or Replacements	33	1,372	2.4%	0.8%	0.8%	0.8%
% of FP17s Relating to Continuations	6	1,372	0.4%	1.1%	0.9%	0.9%
% of Patients satisfied with the dentistry they have received	1	1	N/A	91.3%	92.7%	92.5%
% of Patients satisfied with the time they had to wait for an appointment	1	1	N/A	85.3%	87.4%	87.0%

* This is based on patients treated on this contract for their most recent course of treatment. Figures in italics indicate the base number of FP17s or Patient Questionnaire responses are less than 100. N/A is shown where the base number of responses is less than 10 during the period. % is calculated as Quantity/Base number*100

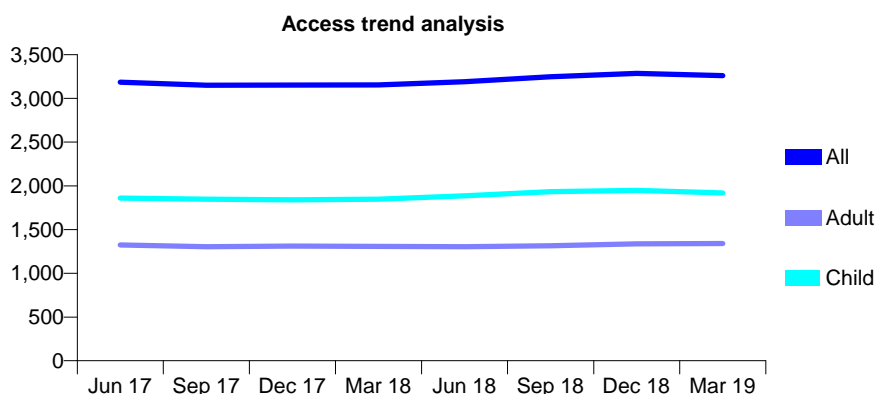
Q55 - Vital Signs At a Glance Contract Report for 183938/0001 - March 2019

Name or company name	The Arnold Dental Centre
Contract type name	GDS Contract
Purpose of contract	General
Contract start date	01/06/2010
Contract end date	

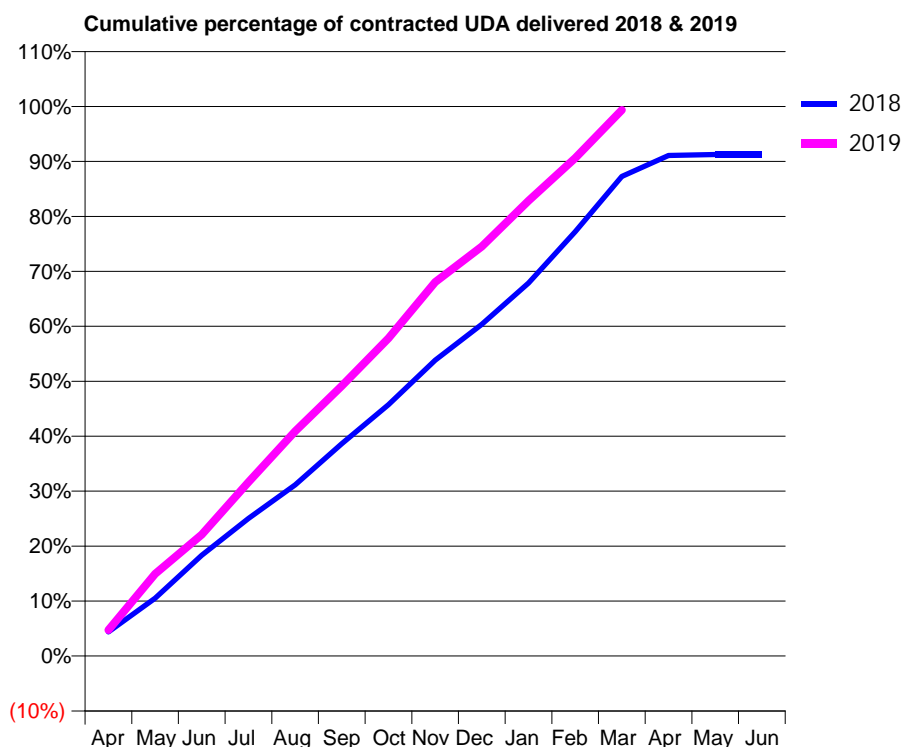
18/19 Contracted general activity (UDA)	10,000
Carry forward general activity (UDA)	0
18/19 Contracted orthodontic activity (UOA)	0
Carry forward orthodontic activity (UOA)	0
Baseline contract value	£232,159.22

ACCESS*

Patients seen in 24 months	Total	Change since previous quarter
Quarter ending March 2018	3,155	
Quarter ending June 2018	3,191	→
Quarter ending September 2018	3,248	→
Quarter ending December 2018	3,285	→
Quarter ending March 2019	3,260	→
Variance since March 2018	3.3%	↑



ACTIVITY



Month	Adjusted Scheduled Activity (UDA)	
	2018	2019
April	438	474
May	1,055	1,495
June	1,832	2,209
July	2,503	3,164
August	3,115	4,090
September	3,863	4,914
October	4,574	5,781
November	5,384	6,803
December	6,036	7,450
January	6,786	8,284
February	7,721	9,063
March	8,726	9,937
April	9,108	
May	9,125	
June	9,125	

QUALITY

	Quantity	Base Number	Contract	AT	Region	England
% of FP17s for the same patient ID Re-attending within 3 months - Children	270	3,407	7.9%	10.0%	11.5%	11.8%
% of FP17s for the same patient ID Re-attending within 3 months - Adults	489	1,996	24.5%	14.2%	15.2%	15.7%
% of FP17s for the same patient ID Re-attending between 3 & 9 months - Children	2,399	3,407	70.4%	62.1%	60.2%	58.9%
% of FP17s for the same patient ID Re-attending between 3 & 9 months - Adults	1,050	1,996	52.6%	54.9%	51.8%	50.8%
% of FP17s for Band 1 Urgent Courses	358	5,199	6.9%	6.9%	8.1%	9.1%
% of FP17s Relating to Free Repair or Replacements	0	5,199	0.0%	0.8%	0.8%	0.8%
% of FP17s Relating to Continuations	0	5,199	0.0%	1.1%	0.9%	0.9%
% of Patients satisfied with the dentistry they have received	1	2	N/A	91.3%	92.7%	92.5%
% of Patients satisfied with the time they had to wait for an appointment	1	2	N/A	85.3%	87.4%	87.0%

* This is based on patients treated on this contract for their most recent course of treatment.

Figures in italics indicate the base number of FP17s or Patient Questionnaire responses are less than 100. N/A is shown where the base number of responses is less than 10 during the period. % is calculated as Quantity/Base number*100

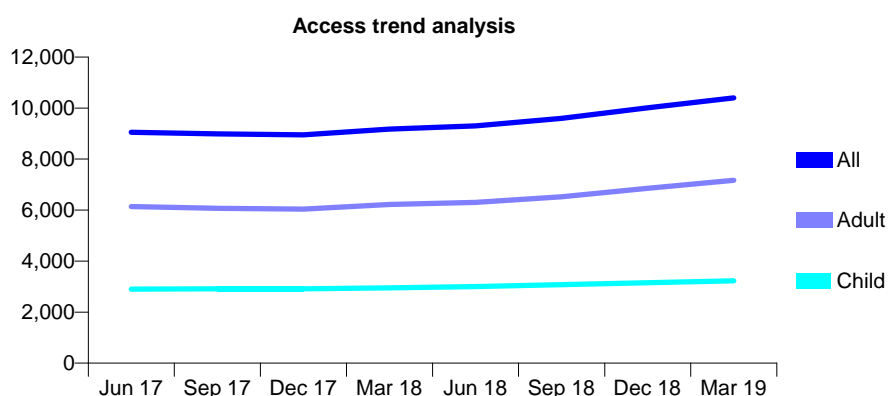
Q55 - Vital Signs At a Glance Contract Report for 187771/0001 - March 2019

Name or company name	The Oakwood Dental Centre Ltd
Contract type name	GDS Contract
Purpose of contract	General
Contract start date	01/04/2014
Contract end date	

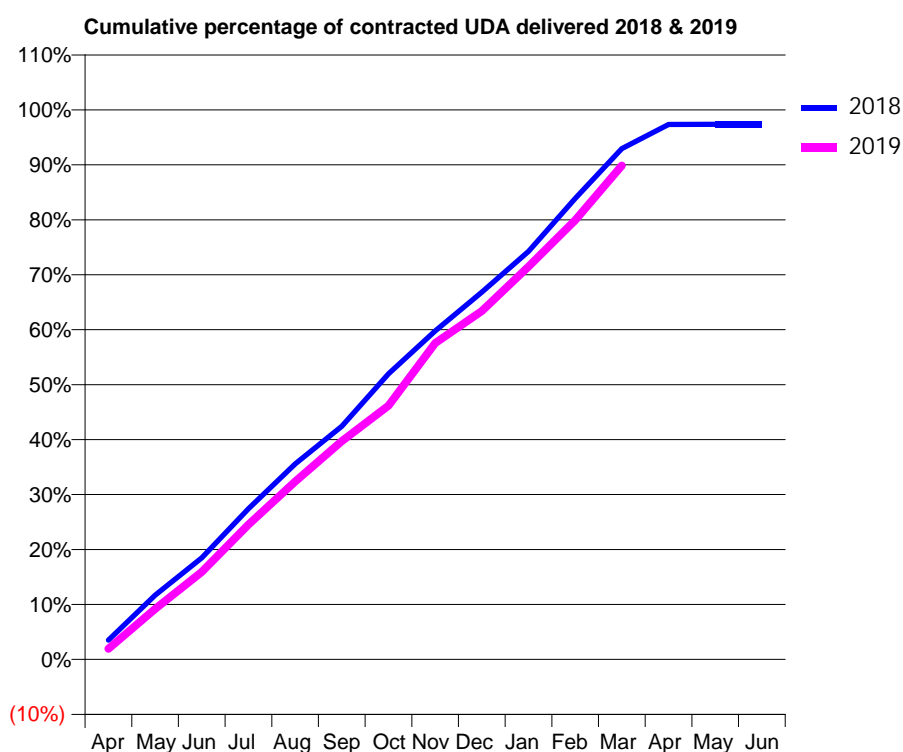
18/19 Contracted general activity (UDA)	26,844
Carry forward general activity (UDA)	610
18/19 Contracted orthodontic activity (UOA)	0
Carry forward orthodontic activity (UOA)	0
Baseline contract value	£805,083.76

ACCESS*

Patients seen in 24 months	Total	Change since previous quarter
Quarter ending March 2018	9,172	
Quarter ending June 2018	9,304	→
Quarter ending September 2018	9,599	↑
Quarter ending December 2018	10,010	↑
Quarter ending March 2019	10,401	↑
Variance since March 2018	13.4%	↑



ACTIVITY



Month	Adjusted Scheduled Activity (UDA)	
	2018	2019
April	837	519
May	2,788	2,467
June	4,404	4,268
July	6,544	6,591
August	8,481	8,691
September	10,115	10,662
October	12,389	12,392
November	14,252	15,445
December	15,930	17,014
January	17,702	19,190
February	20,000	21,453
March	22,156	24,116
April	23,213	
May	23,220	
June	23,217	

QUALITY

	Quantity	Base Number	Contract	AT	Region	England
% of FP17s for the same patient ID Re-attending within 3 months - Children	249	4,900	5.1%	10.0%	11.5%	11.8%
% of FP17s for the same patient ID Re-attending within 3 months - Adults	826	9,603	8.6%	14.2%	15.2%	15.7%
% of FP17s for the same patient ID Re-attending between 3 & 9 months - Children	2,910	4,900	59.4%	62.1%	60.2%	58.9%
% of FP17s for the same patient ID Re-attending between 3 & 9 months - Adults	4,808	9,603	50.1%	54.9%	51.8%	50.8%
% of FP17s for Band 1 Urgent Courses	645	13,877	4.6%	6.9%	8.1%	9.1%
% of FP17s Relating to Free Repair or Replacements	18	13,877	0.1%	0.8%	0.8%	0.8%
% of FP17s Relating to Continuations	50	13,877	0.4%	1.1%	0.9%	0.9%
% of Patients satisfied with the dentistry they have received	5	5	N/A	91.3%	92.7%	92.5%
% of Patients satisfied with the time they had to wait for an appointment	5	5	N/A	85.3%	87.4%	87.0%

* This is based on patients treated on this contract for their most recent course of treatment. Figures in italics indicate the base number of FP17s or Patient Questionnaire responses are less than 100. N/A is shown where the base number of responses is less than 10 during the period. % is calculated as Quantity/Base number*100

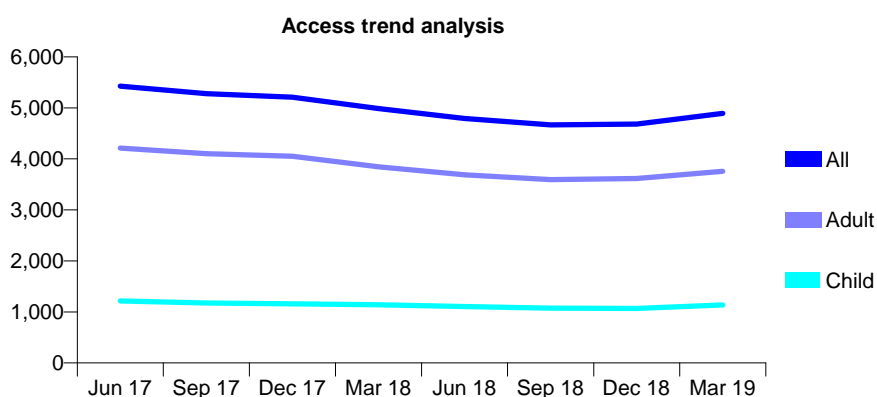
Q55 - Vital Signs At a Glance Contract Report for 191027/0001 - March 2019

Name or company name	Mansfield Dental Practice Limited
Contract type name	GDS Contract
Purpose of contract	General
Contract start date	01/12/2011
Contract end date	

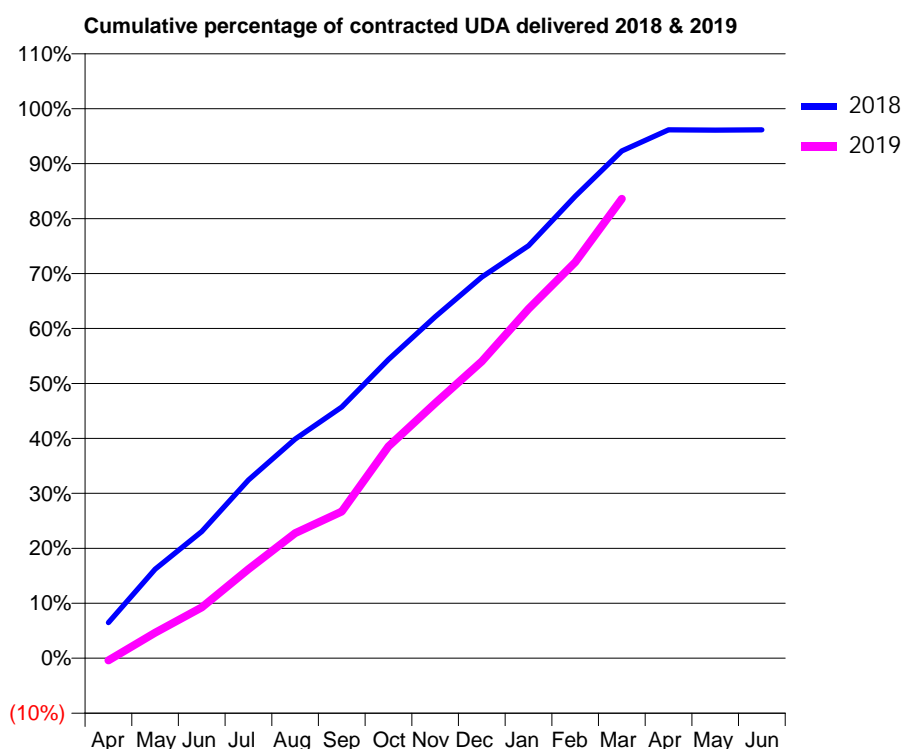
18/19 Contracted general activity (UDA)	14,900
Carry forward general activity (UDA)	595
18/19 Contracted orthodontic activity (UOA)	0
Carry forward orthodontic activity (UOA)	0
Baseline contract value	£345,197.18

ACCESS*

Patients seen in 24 months	Total	Change since previous quarter
Quarter ending March 2018	4,986	
Quarter ending June 2018	4,794	↓
Quarter ending September 2018	4,669	↓
Quarter ending December 2018	4,683	→
Quarter ending March 2019	4,894	↑
Variance since March 2018	(1.8%)	↓



ACTIVITY



Month	2018	2019
April	1,020	-63
May	2,548	692
June	3,617	1,380
July	5,091	2,416
August	6,260	3,389
September	7,178	3,979
October	8,533	5,743
November	9,755	6,914
December	10,887	8,048
January	11,786	9,471
February	13,198	10,738
March	14,492	12,454
April	15,097	
May	15,084	
June	15,092	

QUALITY

	Quantity	Base Number	Contract	AT	Region	England
% of FP17s for the same patient ID Re-attending within 3 months - Children	76	1,658	4.6%	10.0%	11.5%	11.8%
% of FP17s for the same patient ID Re-attending within 3 months - Adults	567	5,523	10.3%	14.2%	15.2%	15.7%
% of FP17s for the same patient ID Re-attending between 3 & 9 months - Children	981	1,658	59.2%	62.1%	60.2%	58.9%
% of FP17s for the same patient ID Re-attending between 3 & 9 months - Adults	3,385	5,523	61.3%	54.9%	51.8%	50.8%
% of FP17s for Band 1 Urgent Courses	517	6,901	7.5%	6.9%	8.1%	9.1%
% of FP17s Relating to Free Repair or Replacements	22	6,901	0.3%	0.8%	0.8%	0.8%
% of FP17s Relating to Continuations	18	6,901	0.3%	1.1%	0.9%	0.9%
% of Patients satisfied with the dentistry they have received	1	1	N/A	91.3%	92.7%	92.5%
% of Patients satisfied with the time they had to wait for an appointment	1	1	N/A	85.3%	87.4%	87.0%

* This is based on patients treated on this contract for their most recent course of treatment.

Figures in italics indicate the base number of FP17s or Patient Questionnaire responses are less than 100. N/A is shown where the base number of responses is less than 10 during the period. % is calculated as Quantity/Base number*100

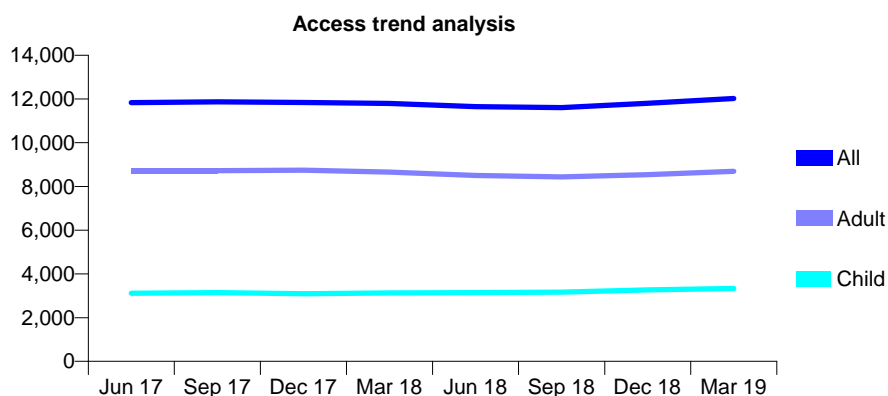
Q55 - Vital Signs At a Glance Contract Report for 191310/0002 - March 2019

Name or company name	East Midlands Community Dental Ass. Ltd.
Contract type name	GDS Contract
Purpose of contract	General
Contract start date	04/12/2006
Contract end date	

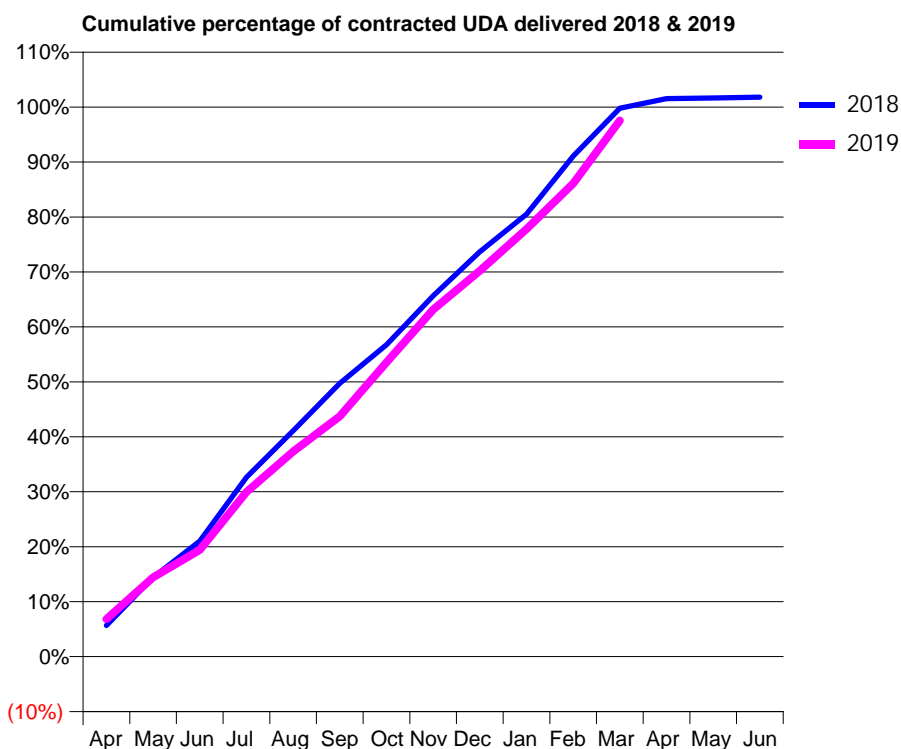
18/19 Contracted general activity (UDA)	32,179
Carry forward general activity (UDA)	-572
18/19 Contracted orthodontic activity (UOA)	0
Carry forward orthodontic activity (UOA)	0
Baseline contract value	£938,283.55

ACCESS*

Patients seen in 24 months	Total	Change since previous quarter
Quarter ending March 2018	11,792	
Quarter ending June 2018	11,646	↓
Quarter ending September 2018	11,605	→
Quarter ending December 2018	11,803	→
Quarter ending March 2019	12,026	→
Variance since March 2018	2.0%	→



ACTIVITY



Month	Adjusted Scheduled Activity (UDA)	
	2018	2019
April	1,817	2,195
May	4,618	4,646
June	6,738	6,242
July	10,453	9,643
August	13,159	12,004
September	15,931	14,071
October	18,176	17,234
November	21,029	20,322
December	23,595	22,588
January	25,784	25,029
February	29,177	27,706
March	31,966	31,388
April	32,526	
May	32,555	
June	32,601	

QUALITY

	Quantity	Base Number	Contract	AT	Region	England
% of FP17s for the same patient ID Re-attending within 3 months - Children	310	4,802	6.5%	10.0%	11.5%	11.8%
% of FP17s for the same patient ID Re-attending within 3 months - Adults	1,504	11,702	12.9%	14.2%	15.2%	15.7%
% of FP17s for the same patient ID Re-attending between 3 & 9 months - Children	2,722	4,802	56.7%	62.1%	60.2%	58.9%
% of FP17s for the same patient ID Re-attending between 3 & 9 months - Adults	6,057	11,702	51.8%	54.9%	51.8%	50.8%
% of FP17s for Band 1 Urgent Courses	895	15,226	5.9%	6.9%	8.1%	9.1%
% of FP17s Relating to Free Repair or Replacements	169	15,226	1.1%	0.8%	0.8%	0.8%
% of FP17s Relating to Continuations	195	15,226	1.3%	1.1%	0.9%	0.9%
% of Patients satisfied with the dentistry they have received	7	8	N/A	91.3%	92.7%	92.5%
% of Patients satisfied with the time they had to wait for an appointment	8	8	N/A	85.3%	87.4%	87.0%

* This is based on patients treated on this contract for their most recent course of treatment. Figures in italics indicate the base number of FP17s or Patient Questionnaire responses are less than 100. N/A is shown where the base number of responses is less than 10 during the period. % is calculated as Quantity/Base number*100

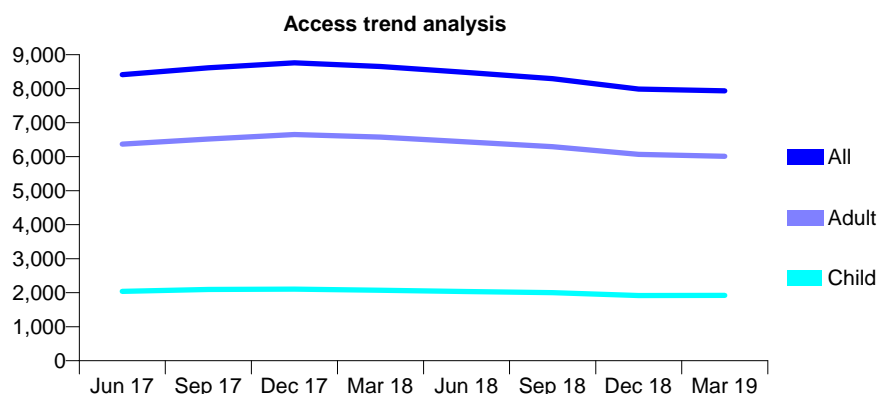
Q55 - Vital Signs At a Glance Contract Report for 192597/0005 - March 2019

Name or company name	DM and LJ Jordan Limited
Contract type name	GDS Contract
Purpose of contract	General
Contract start date	01/01/2015
Contract end date	

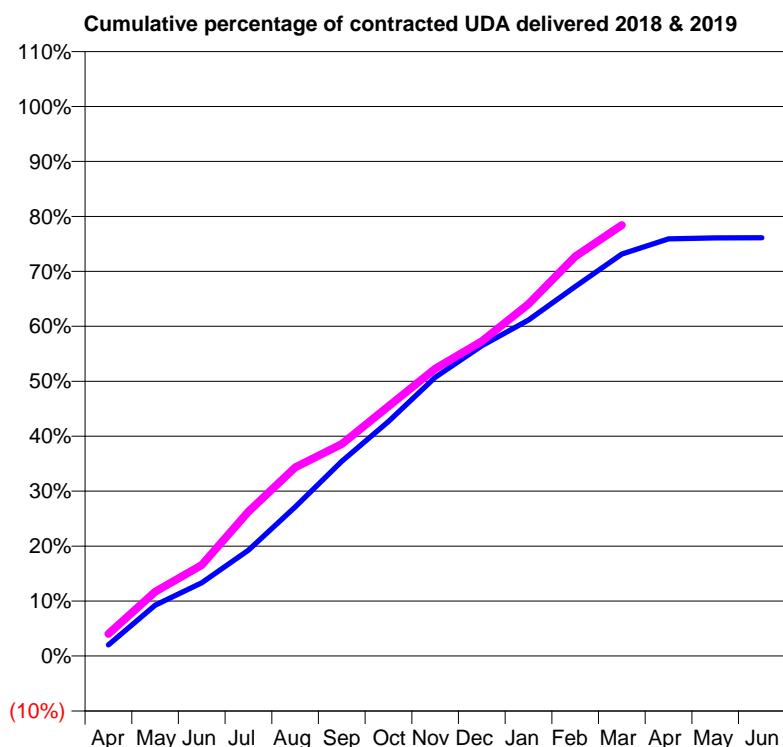
18/19 Contracted general activity (UDA)	23,314
Carry forward general activity (UDA)	0
18/19 Contracted orthodontic activity (UOA)	0
Carry forward orthodontic activity (UOA)	0
Baseline contract value	£632,979.84

ACCESS*

Patients seen in 24 months	Total	Change since previous quarter
Quarter ending March 2018	8,651	
Quarter ending June 2018	8,475	↓
Quarter ending September 2018	8,297	↓
Quarter ending December 2018	7,989	↓
Quarter ending March 2019	7,937	→
Variance since March 2018	(8.3%)	↓



ACTIVITY



Month	Adjusted Scheduled Activity (UDA)	
	2018	2019
April	471	943
May	2,161	2,729
June	3,109	3,860
July	4,496	6,131
August	6,321	8,005
September	8,262	8,991
October	9,946	10,594
November	11,822	12,189
December	13,160	13,355
January	14,256	14,935
February	15,676	16,947
March	17,057	18,281
April	17,694	
May	17,741	
June	17,746	

QUALITY

	Quantity	Base Number	Contract	AT	Region	England
% of FP17s for the same patient ID Re-attending within 3 months - Children	121	2,685	4.5%	10.0%	11.5%	11.8%
% of FP17s for the same patient ID Re-attending within 3 months - Adults	532	7,831	6.8%	14.2%	15.2%	15.7%
% of FP17s for the same patient ID Re-attending between 3 & 9 months - Children	1,582	2,685	58.9%	62.1%	60.2%	58.9%
% of FP17s for the same patient ID Re-attending between 3 & 9 months - Adults	4,464	7,831	57.0%	54.9%	51.8%	50.8%
% of FP17s for Band 1 Urgent Courses	954	10,181	9.4%	6.9%	8.1%	9.1%
% of FP17s Relating to Free Repair or Replacements	45	10,181	0.4%	0.8%	0.8%	0.8%
% of FP17s Relating to Continuations	91	10,181	0.9%	1.1%	0.9%	0.9%
% of Patients satisfied with the dentistry they have received	1	1	N/A	91.3%	92.7%	92.5%
% of Patients satisfied with the time they had to wait for an appointment	1	1	N/A	85.3%	87.4%	87.0%

* This is based on patients treated on this contract for their most recent course of treatment. Figures in italics indicate the base number of FP17s or Patient Questionnaire responses are less than 100. N/A is shown where the base number of responses is less than 10 during the period. % is calculated as Quantity/Base number*100

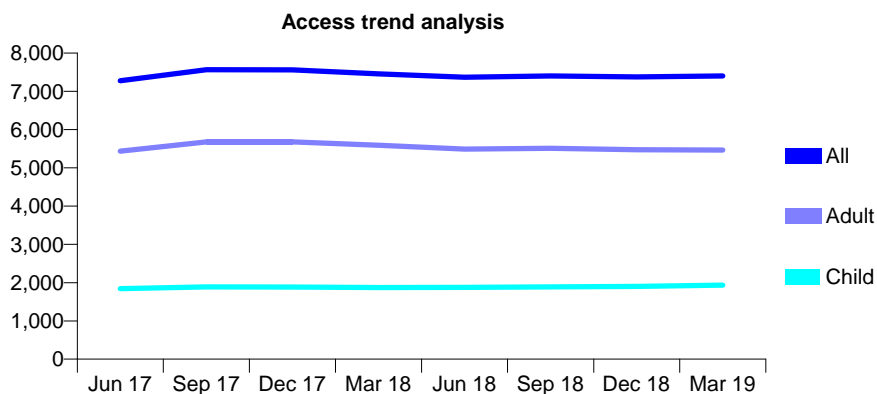
Q55 - Vital Signs At a Glance Contract Report for 193437/0001 - March 2019

Name or company name	Risley Hill Dental
Contract type name	GDS Contract
Purpose of contract	General and Orthodontic
Contract start date	29/09/2015
Contract end date	

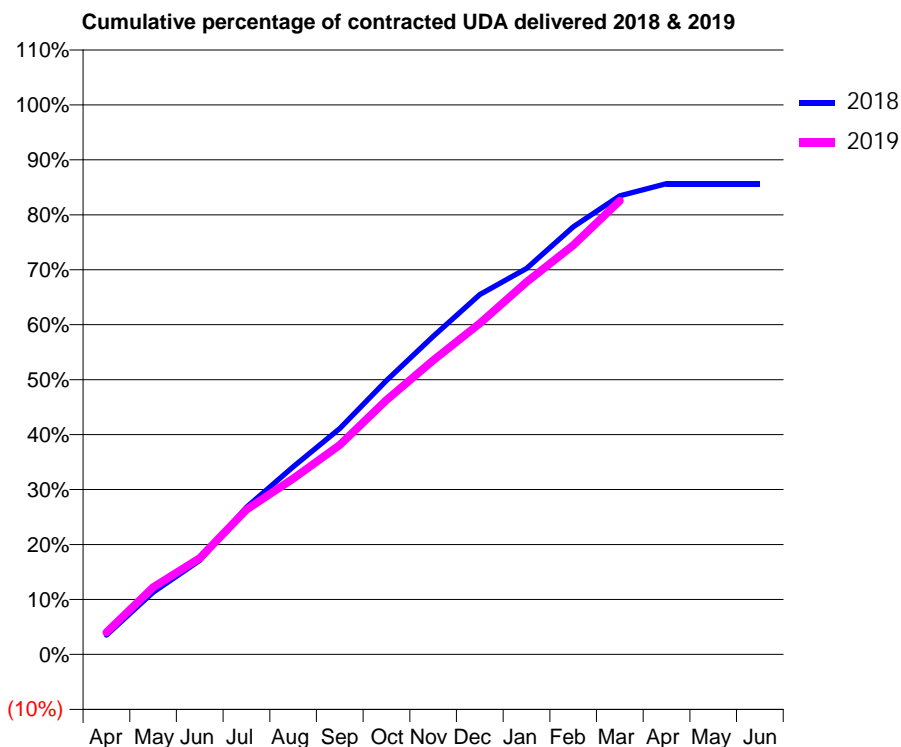
18/19 Contracted general activity (UDA)	21,464
Carry forward general activity (UDA)	0
18/19 Contracted orthodontic activity (UOA)	1,019
Carry forward orthodontic activity (UOA)	0
Baseline contract value	£825,731.38

ACCESS*

Patients seen in 24 months	Total	Change since previous quarter
Quarter ending March 2018	7,459	
Quarter ending June 2018	7,368	↓
Quarter ending September 2018	7,402	→
Quarter ending December 2018	7,378	→
Quarter ending March 2019	7,401	→
Variance since March 2018	(0.8%)	→



ACTIVITY



Month	Adjusted Scheduled Activity (UDA)	
	2018	2019
April	754	863
May	2,430	2,623
June	3,675	3,765
July	5,747	5,652
August	7,331	6,870
September	8,820	8,178
October	10,700	9,937
November	12,423	11,486
December	14,053	12,932
January	15,074	14,541
February	16,700	15,978
March	17,908	17,717
April	18,386	
May	18,385	
June	18,385	

QUALITY

	Quantity	Base Number	Contract	AT	Region	England
% of FP17s for the same patient ID Re-attending within 3 months - Children	177	3,059	5.8%	10.0%	11.5%	11.8%
% of FP17s for the same patient ID Re-attending within 3 months - Adults	571	7,457	7.7%	14.2%	15.2%	15.7%
% of FP17s for the same patient ID Re-attending between 3 & 9 months - Children	1,996	3,059	65.3%	62.1%	60.2%	58.9%
% of FP17s for the same patient ID Re-attending between 3 & 9 months - Adults	4,506	7,457	60.4%	54.9%	51.8%	50.8%
% of FP17s for Band 1 Urgent Courses	356	10,234	3.5%	6.9%	8.1%	9.1%
% of FP17s Relating to Free Repair or Replacements	96	10,234	0.9%	0.8%	0.8%	0.8%
% of FP17s Relating to Continuations	104	10,234	1.0%	1.1%	0.9%	0.9%
% of Patients satisfied with the dentistry they have received	4	4	N/A	91.3%	92.7%	92.5%
% of Patients satisfied with the time they had to wait for an appointment	4	4	N/A	85.3%	87.4%	87.0%

* This is based on patients treated on this contract for their most recent course of treatment. Figures in italics indicate the base number of FP17s or Patient Questionnaire responses are less than 100. N/A is shown where the base number of responses is less than 10 during the period. % is calculated as Quantity/Base number*100

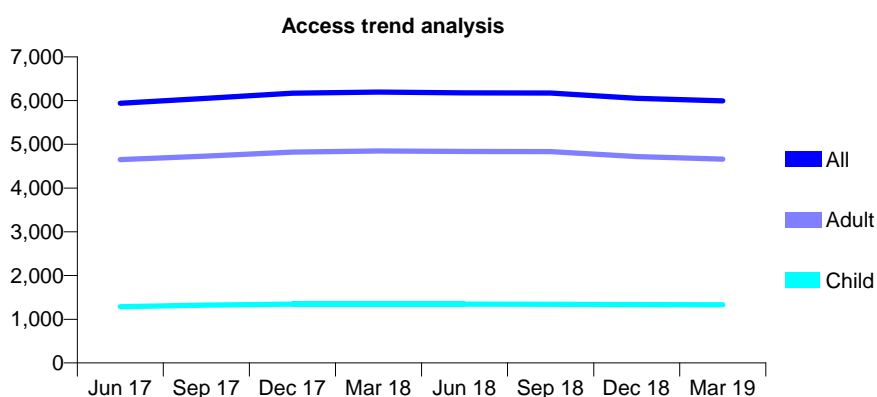
Q55 - Vital Signs At a Glance Contract Report for 193917/0001 - March 2019

Name or company name	Hall and Purchase
Contract type name	GDS Contract
Purpose of contract	General
Contract start date	01/02/2011
Contract end date	

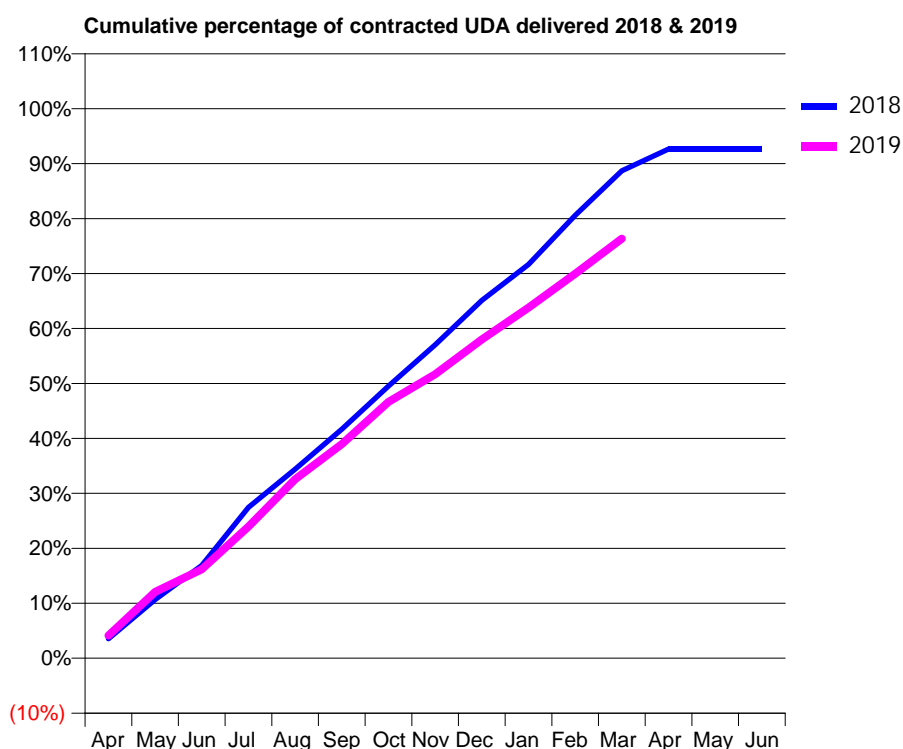
18/19 Contracted general activity (UDA)	16,000
Carry forward general activity (UDA)	0
18/19 Contracted orthodontic activity (UOA)	0
Carry forward orthodontic activity (UOA)	0
Baseline contract value	£431,338.84

ACCESS*

Patients seen in 24 months	Total	Change since previous quarter
Quarter ending March 2018	6,193	
Quarter ending June 2018	6,178	→
Quarter ending September 2018	6,171	→
Quarter ending December 2018	6,054	↓
Quarter ending March 2019	5,991	↓
Variance since March 2018	(3.3%)	↓



ACTIVITY



Month	2018	2019
April	567	660
May	1,709	1,932
June	2,699	2,589
July	4,394	3,834
August	5,502	5,212
September	6,663	6,232
October	7,924	7,465
November	9,126	8,268
December	10,414	9,278
January	11,465	10,208
February	12,897	11,196
March	14,191	12,216
April	14,823	
May	14,821	
June	14,822	

QUALITY

	Quantity	Base Number	Contract	AT	Region	England
% of FP17s for the same patient ID Re-attending within 3 months - Children	145	1,914	7.6%	10.0%	11.5%	11.8%
% of FP17s for the same patient ID Re-attending within 3 months - Adults	1,121	6,361	17.6%	14.2%	15.2%	15.7%
% of FP17s for the same patient ID Re-attending between 3 & 9 months - Children	1,264	1,914	66.0%	62.1%	60.2%	58.9%
% of FP17s for the same patient ID Re-attending between 3 & 9 months - Adults	3,272	6,361	51.4%	54.9%	51.8%	50.8%
% of FP17s for Band 1 Urgent Courses	854	7,945	10.7%	6.9%	8.1%	9.1%
% of FP17s Relating to Free Repair or Replacements	15	7,945	0.2%	0.8%	0.8%	0.8%
% of FP17s Relating to Continuations	82	7,945	1.0%	1.1%	0.9%	0.9%
% of Patients satisfied with the dentistry they have received	2	2	N/A	91.3%	92.7%	92.5%
% of Patients satisfied with the time they had to wait for an appointment	2	2	N/A	85.3%	87.4%	87.0%

* This is based on patients treated on this contract for their most recent course of treatment.

Figures in italics indicate the base number of FP17s or Patient Questionnaire responses are less than 100. N/A is shown where the base number of responses is less than 10 during the period. % is calculated as Quantity/Base number*100

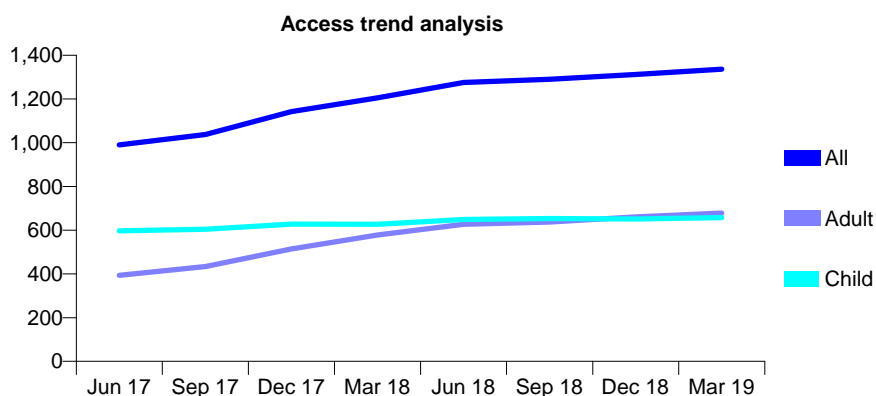
Q55 - Vital Signs At a Glance Contract Report for 197505/0001 - March 2019

Name or company name	Bridgford Dental Practice
Contract type name	GDS Contract
Purpose of contract	General
Contract start date	01/04/2013
Contract end date	

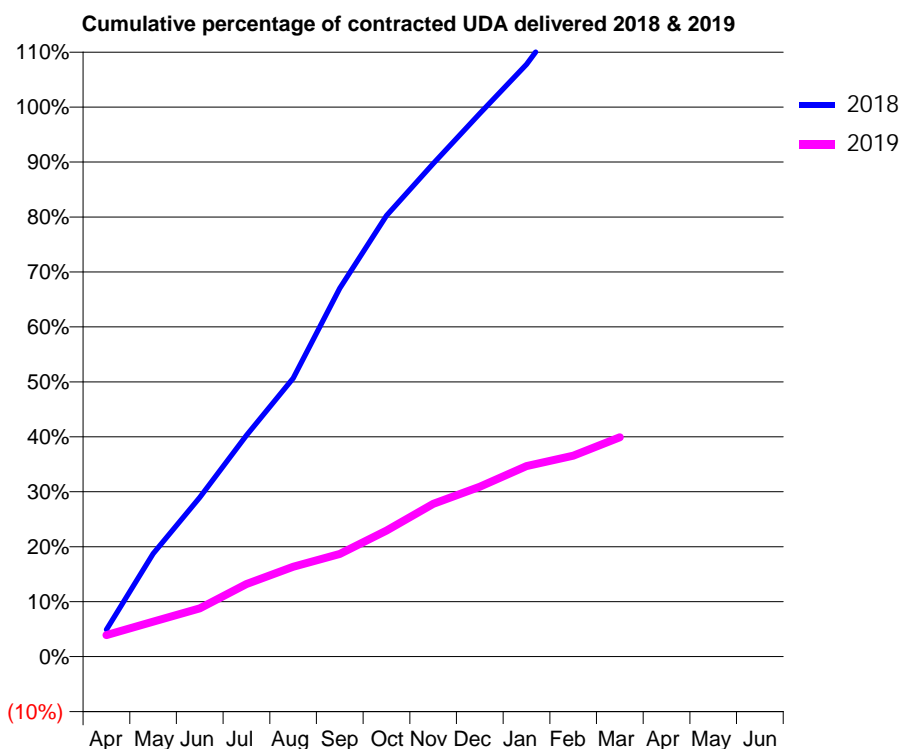
18/19 Contracted general activity (UDA)	3,081
Carry forward general activity (UDA)	-22
18/19 Contracted orthodontic activity (UOA)	0
Carry forward orthodontic activity (UOA)	0
Baseline contract value	£75,904.26

ACCESS*

Patients seen in 24 months	Total	Change since previous quarter
Quarter ending March 2018	1,205	
Quarter ending June 2018	1,276	↑
Quarter ending September 2018	1,290	→
Quarter ending December 2018	1,312	→
Quarter ending March 2019	1,336	→
Variance since March 2018	10.9%	↑



ACTIVITY



Month	Adjusted Scheduled Activity (UDA)	
	2018	2019
April	53	121
May	203	196
June	313	271
July	435	407
August	548	505
September	725	576
October	867	707
November	970	856
December	1,068	952
January	1,165	1,068
February	1,289	1,127
March	1,396	1,229
April	1,545	
May	1,546	
June	1,546	

QUALITY

	Quantity	Base Number	Contract	AT	Region	England
% of FP17s for the same patient ID Re-attending within 3 months - Children	66	906	7.3%	10.0%	11.5%	11.8%
% of FP17s for the same patient ID Re-attending within 3 months - Adults	123	879	14.0%	14.2%	15.2%	15.7%
% of FP17s for the same patient ID Re-attending between 3 & 9 months - Children	536	906	59.2%	62.1%	60.2%	58.9%
% of FP17s for the same patient ID Re-attending between 3 & 9 months - Adults	419	879	47.7%	54.9%	51.8%	50.8%
% of FP17s for Band 1 Urgent Courses	67	792	8.5%	6.9%	8.1%	9.1%
% of FP17s Relating to Free Repair or Replacements	7	792	0.9%	0.8%	0.8%	0.8%
% of FP17s Relating to Continuations	1	792	0.1%	1.1%	0.9%	0.9%
% of Patients satisfied with the dentistry they have received	0	0	N/A	91.3%	92.7%	92.5%
% of Patients satisfied with the time they had to wait for an appointment	0	0	N/A	85.3%	87.4%	87.0%

* This is based on patients treated on this contract for their most recent course of treatment. Figures in italics indicate the base number of FP17s or Patient Questionnaire responses are less than 100. N/A is shown where the base number of responses is less than 10 during the period. % is calculated as Quantity/Base number*100

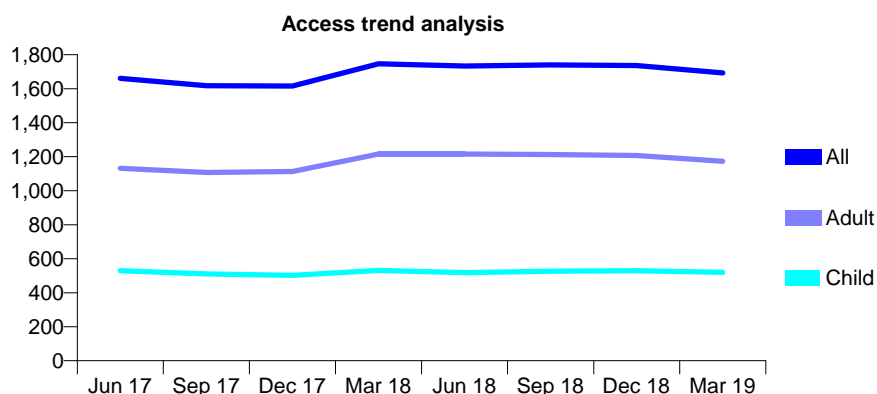
Q55 - Vital Signs At a Glance Contract Report for 197572/0001 - March 2019

Name or company name	Buxton Dental Practice
Contract type name	GDS Contract
Purpose of contract	General and Orthodontic
Contract start date	08/11/2012
Contract end date	

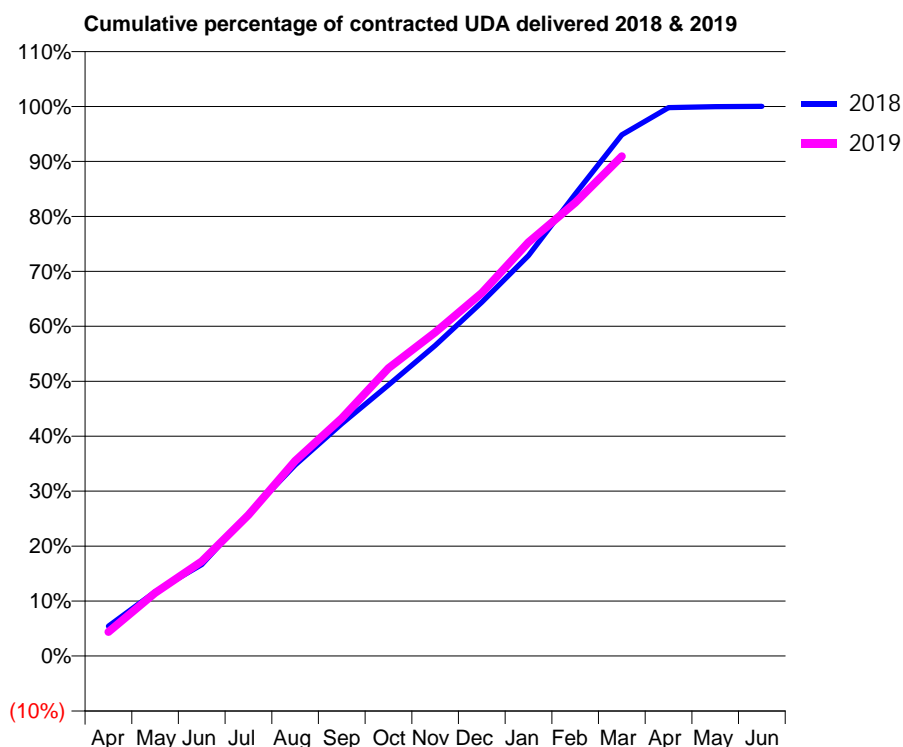
18/19 Contracted general activity (UDA)	4,594
Carry forward general activity (UDA)	-1
18/19 Contracted orthodontic activity (UOA)	167
Carry forward orthodontic activity (UOA)	9
Baseline contract value	£128,515.52

ACCESS*

Patients seen in 24 months	Total	Change since previous quarter
Quarter ending March 2018	1,746	
Quarter ending June 2018	1,733	→
Quarter ending September 2018	1,740	→
Quarter ending December 2018	1,736	→
Quarter ending March 2019	1,693	↓
Variance since March 2018	(3.0%)	↓



ACTIVITY



Month	Adjusted Scheduled Activity (UDA)	
	2018	2019
April	249	202
May	538	528
June	766	793
July	1,189	1,178
August	1,597	1,631
September	1,942	1,988
October	2,265	2,407
November	2,596	2,706
December	2,958	3,035
January	3,348	3,459
February	3,862	3,790
March	4,357	4,178
April	4,585	
May	4,592	
June	4,595	

QUALITY

	Quantity	Base Number	Contract	AT	Region	England
% of FP17s for the same patient ID Re-attending within 3 months - Children	79	809	9.8%	10.0%	11.5%	11.8%
% of FP17s for the same patient ID Re-attending within 3 months - Adults	210	1,603	13.1%	14.2%	15.2%	15.7%
% of FP17s for the same patient ID Re-attending between 3 & 9 months - Children	514	809	63.5%	62.1%	60.2%	58.9%
% of FP17s for the same patient ID Re-attending between 3 & 9 months - Adults	989	1,603	61.7%	54.9%	51.8%	50.8%
% of FP17s for Band 1 Urgent Courses	209	2,284	9.2%	6.9%	8.1%	9.1%
% of FP17s Relating to Free Repair or Replacements	7	2,284	0.3%	0.8%	0.8%	0.8%
% of FP17s Relating to Continuations	13	2,284	0.6%	1.1%	0.9%	0.9%
% of Patients satisfied with the dentistry they have received	1	1	N/A	91.3%	92.7%	92.5%
% of Patients satisfied with the time they had to wait for an appointment	1	1	N/A	85.3%	87.4%	87.0%

* This is based on patients treated on this contract for their most recent course of treatment. Figures in italics indicate the base number of FP17s or Patient Questionnaire responses are less than 100. N/A is shown where the base number of responses is less than 10 during the period. % is calculated as Quantity/Base number*100

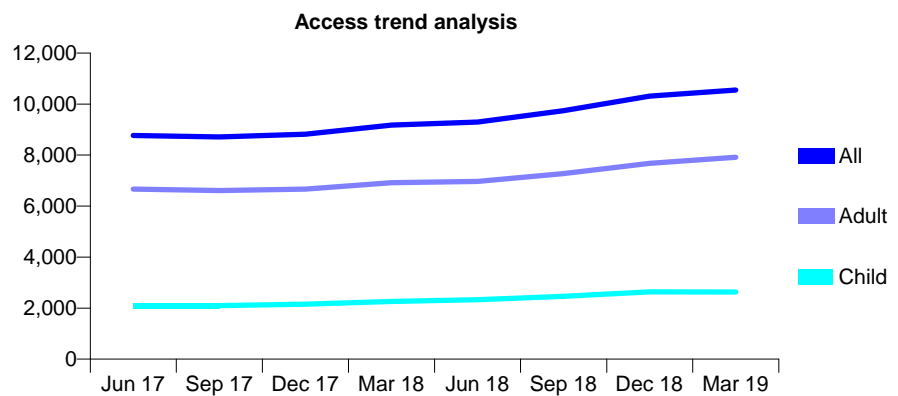
Q55 - Vital Signs At a Glance Contract Report for 198145/0001 - March 2019

Name or company name	The Manor Surgery Limited
Contract type name	GDS Contract
Purpose of contract	General
Contract start date	01/10/2007
Contract end date	

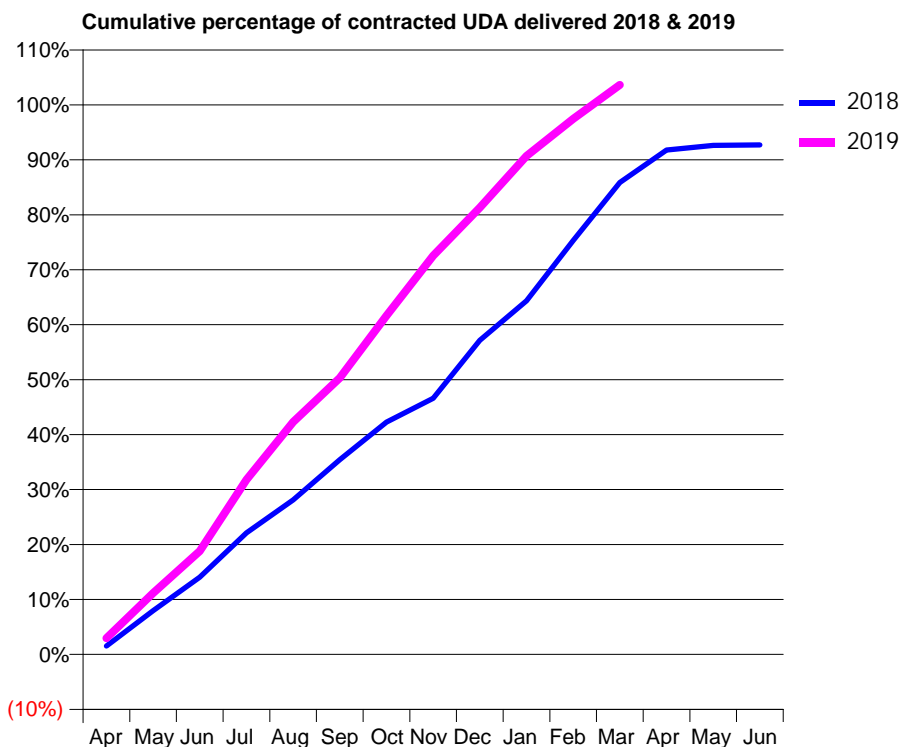
18/19 Contracted general activity (UDA)	35,010
Carry forward general activity (UDA)	0
18/19 Contracted orthodontic activity (UOA)	0
Carry forward orthodontic activity (UOA)	0
Baseline contract value	£892,030.25

ACCESS*

Patients seen in 24 months	Total	Change since previous quarter
Quarter ending March 2018	9,175	
Quarter ending June 2018	9,296	→
Quarter ending September 2018	9,737	↑
Quarter ending December 2018	10,313	↑
Quarter ending March 2019	10,547	↑
Variance since March 2018	15.0%	↑



ACTIVITY



Month	Adjusted Scheduled Activity (UDA)	
	2018	2019
April	543	1,040
May	2,794	3,911
June	4,922	6,583
July	7,744	11,135
August	9,847	14,812
September	12,407	17,616
October	14,795	21,574
November	16,319	25,402
December	20,016	28,453
January	22,527	31,752
February	26,370	34,114
March	30,060	36,283
April	32,131	
May	32,423	
June	32,460	

QUALITY

	Quantity	Base Number	Contract	AT	Region	England
% of FP17s for the same patient ID Re-attending within 3 months - Children	425	3,913	10.9%	10.0%	11.5%	11.8%
% of FP17s for the same patient ID Re-attending within 3 months - Adults	2,165	12,520	17.3%	14.2%	15.2%	15.7%
% of FP17s for the same patient ID Re-attending between 3 & 9 months - Children	2,029	3,913	51.9%	62.1%	60.2%	58.9%
% of FP17s for the same patient ID Re-attending between 3 & 9 months - Adults	6,674	12,520	53.3%	54.9%	51.8%	50.8%
% of FP17s for Band 1 Urgent Courses	1,152	15,599	7.4%	6.9%	8.1%	9.1%
% of FP17s Relating to Free Repair or Replacements	182	15,599	1.2%	0.8%	0.8%	0.8%
% of FP17s Relating to Continuations	362	15,599	2.3%	1.1%	0.9%	0.9%
% of Patients satisfied with the dentistry they have received	3	3	N/A	91.3%	92.7%	92.5%
% of Patients satisfied with the time they had to wait for an appointment	3	3	N/A	85.3%	87.4%	87.0%

* This is based on patients treated on this contract for their most recent course of treatment. Figures in italics indicate the base number of FP17s or Patient Questionnaire responses are less than 100. N/A is shown where the base number of responses is less than 10 during the period. % is calculated as Quantity/Base number*100

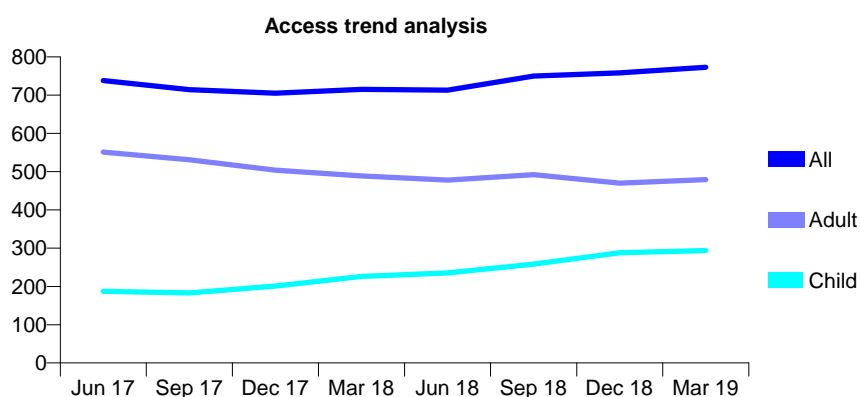
Q55 - Vital Signs At a Glance Contract Report for 219029/0003 - March 2019

Name or company name	MR A MARSHALL
Contract type name	GDS Contract
Purpose of contract	General
Contract start date	02/03/2009
Contract end date	

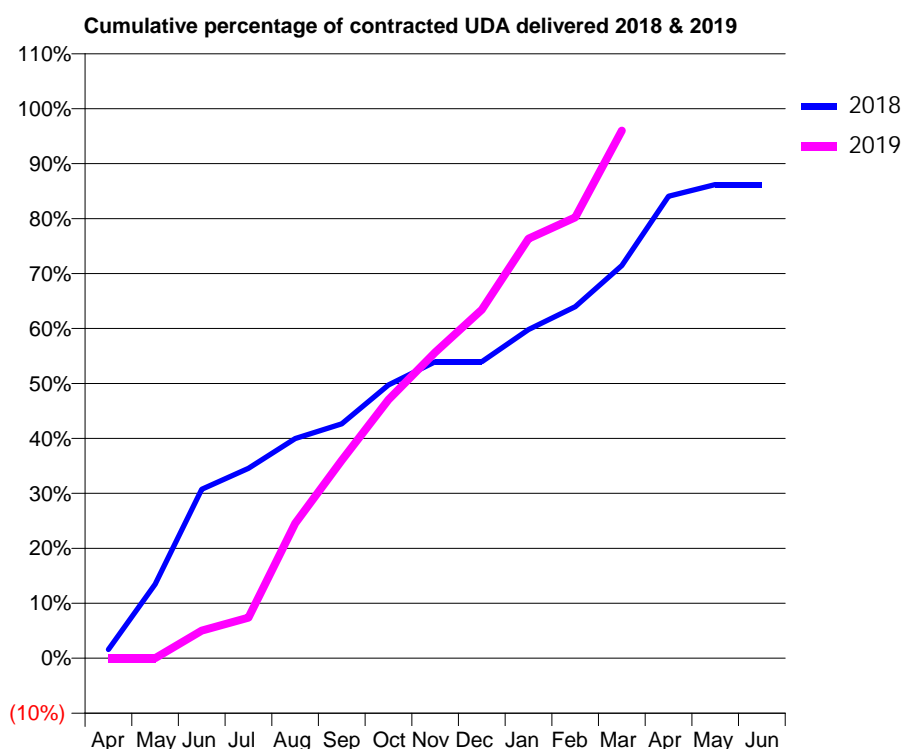
18/19 Contracted general activity (UDA)	1,698
Carry forward general activity (UDA)	0
18/19 Contracted orthodontic activity (UOA)	0
Carry forward orthodontic activity (UOA)	0
Baseline contract value	£44,550.54

ACCESS*

Patients seen in 24 months	Total	Change since previous quarter
Quarter ending March 2018	715	
Quarter ending June 2018	713	→
Quarter ending September 2018	750	↑
Quarter ending December 2018	758	→
Quarter ending March 2019	773	→
Variance since March 2018	8.1%	↑



ACTIVITY



Month	2018	2019
April	27	0
May	229	0
June	522	85
July	587	125
August	679	417
September	724	612
October	845	799
November	916	945
December	916	1,077
January	1,016	1,296
February	1,086	1,362
March	1,213	1,630
April	1,427	
May	1,464	
June	1,464	

QUALITY

	Quantity	Base Number	Contract	AT	Region	England
% of FP17s for the same patient ID Re-attending within 3 months - Children	63	503	12.5%	10.0%	11.5%	11.8%
% of FP17s for the same patient ID Re-attending within 3 months - Adults	42	482	8.7%	14.2%	15.2%	15.7%
% of FP17s for the same patient ID Re-attending between 3 & 9 months - Children	261	503	51.9%	62.1%	60.2%	58.9%
% of FP17s for the same patient ID Re-attending between 3 & 9 months - Adults	158	482	32.8%	54.9%	51.8%	50.8%
% of FP17s for Band 1 Urgent Courses	8	858	0.9%	6.9%	8.1%	9.1%
% of FP17s Relating to Free Repair or Replacements	1	858	0.1%	0.8%	0.8%	0.8%
% of FP17s Relating to Continuations	23	858	2.7%	1.1%	0.9%	0.9%
% of Patients satisfied with the dentistry they have received	1	1	N/A	91.3%	92.7%	92.5%
% of Patients satisfied with the time they had to wait for an appointment	1	1	N/A	85.3%	87.4%	87.0%

* This is based on patients treated on this contract for their most recent course of treatment. Figures in italics indicate the base number of FP17s or Patient Questionnaire responses are less than 100. N/A is shown where the base number of responses is less than 10 during the period. % is calculated as Quantity/Base number*100

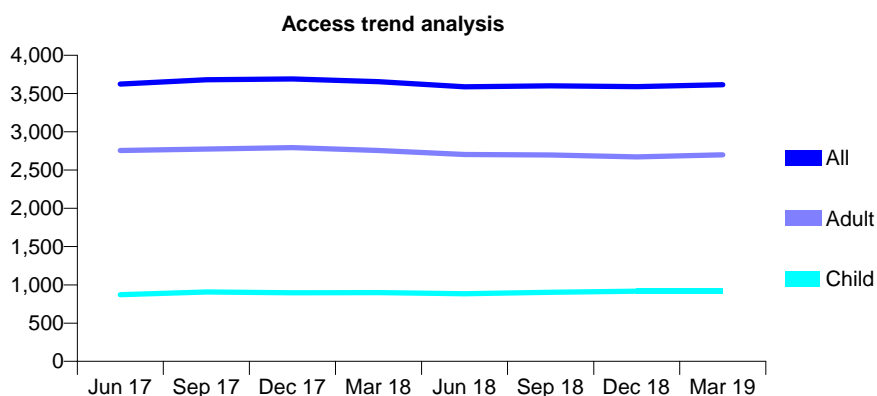
Q55 - Vital Signs At a Glance Contract Report for 219592/0001 - March 2019

Name or company name	MR M AFZAL
Contract type name	GDS Contract
Purpose of contract	General
Contract start date	01/04/2006
Contract end date	

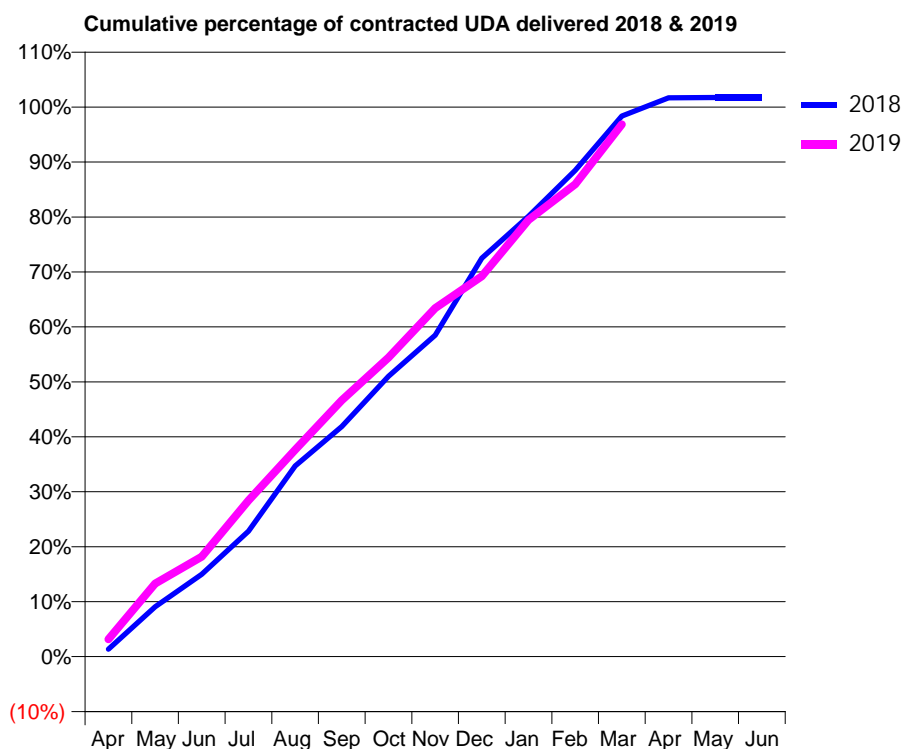
18/19 Contracted general activity (UDA)	11,677
Carry forward general activity (UDA)	-203
18/19 Contracted orthodontic activity (UOA)	0
Carry forward orthodontic activity (UOA)	0
Baseline contract value	£256,656.94

ACCESS*

Patients seen in 24 months	Total	Change since previous quarter
Quarter ending March 2018	3,654	
Quarter ending June 2018	3,588	↓
Quarter ending September 2018	3,600	→
Quarter ending December 2018	3,590	→
Quarter ending March 2019	3,616	→
Variance since March 2018	(1.0%)	↓



ACTIVITY



Month	Adjusted Scheduled Activity (UDA)	
	2018	2019
April	158	368
May	1,060	1,555
June	1,751	2,125
July	2,666	3,316
August	4,052	4,395
September	4,891	5,446
October	5,958	6,354
November	6,830	7,406
December	8,465	8,081
January	9,354	9,279
February	10,334	10,037
March	11,487	11,307
April	11,873	
May	11,880	
June	11,880	

QUALITY

	Quantity	Base Number	Contract	AT	Region	England
% of FP17s for the same patient ID Re-attending within 3 months - Children	73	1,074	6.8%	10.0%	11.5%	11.8%
% of FP17s for the same patient ID Re-attending within 3 months - Adults	499	3,026	16.5%	14.2%	15.2%	15.7%
% of FP17s for the same patient ID Re-attending between 3 & 9 months - Children	447	1,074	41.6%	62.1%	60.2%	58.9%
% of FP17s for the same patient ID Re-attending between 3 & 9 months - Adults	1,264	3,026	41.8%	54.9%	51.8%	50.8%
% of FP17s for Band 1 Urgent Courses	112	3,945	2.8%	6.9%	8.1%	9.1%
% of FP17s Relating to Free Repair or Replacements	42	3,945	1.1%	0.8%	0.8%	0.8%
% of FP17s Relating to Continuations	170	3,945	4.3%	1.1%	0.9%	0.9%
% of Patients satisfied with the dentistry they have received	0	0	N/A	91.3%	92.7%	92.5%
% of Patients satisfied with the time they had to wait for an appointment	0	0	N/A	85.3%	87.4%	87.0%

* This is based on patients treated on this contract for their most recent course of treatment. Figures in italics indicate the base number of FP17s or Patient Questionnaire responses are less than 100. N/A is shown where the base number of responses is less than 10 during the period. % is calculated as Quantity/Base number*100

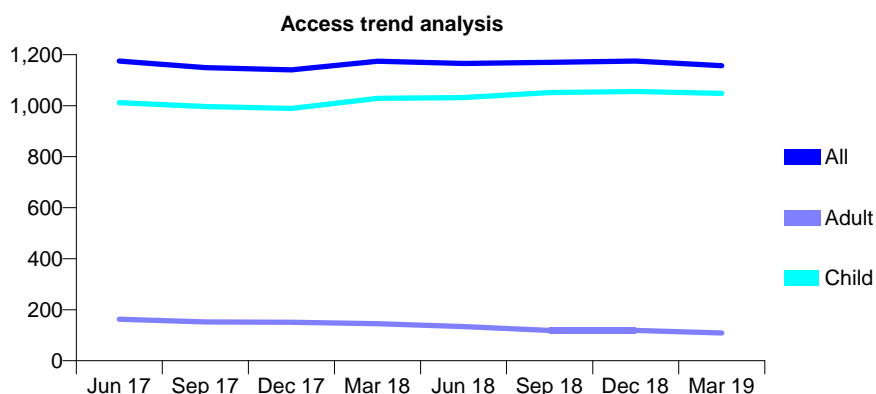
Q55 - Vital Signs At a Glance Contract Report for 222712/0001 - March 2019

Name or company name	MR CM KIRKPATRICK
Contract type name	GDS Contract
Purpose of contract	General
Contract start date	01/04/2006
Contract end date	

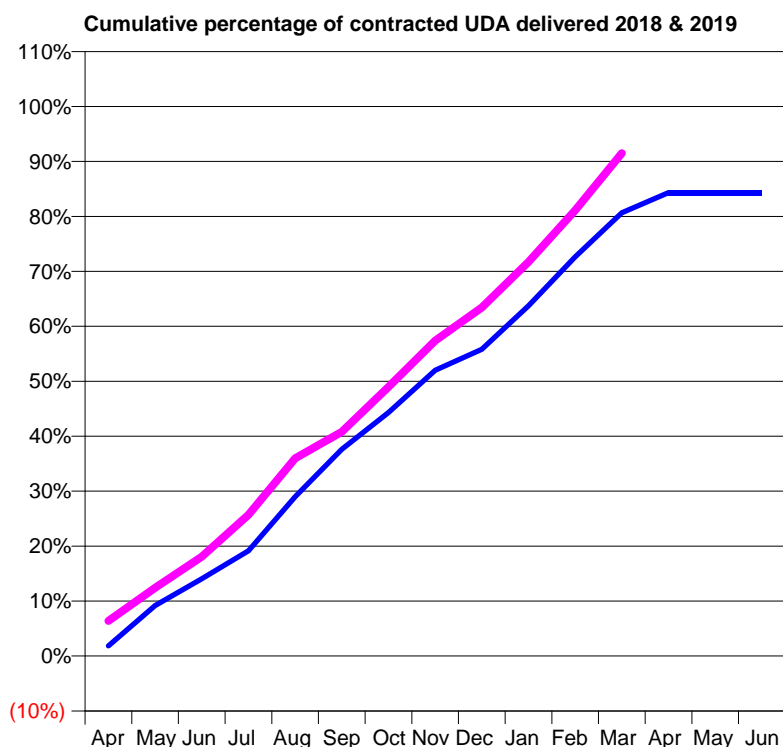
18/19 Contracted general activity (UDA)	3,289
Carry forward general activity (UDA)	0
18/19 Contracted orthodontic activity (UOA)	0
Carry forward orthodontic activity (UOA)	0
Baseline contract value	£84,366.24

ACCESS*

Patients seen in 24 months	Total	Change since previous quarter
Quarter ending March 2018	1,174	
Quarter ending June 2018	1,166	→
Quarter ending September 2018	1,170	→
Quarter ending December 2018	1,175	→
Quarter ending March 2019	1,157	↓
Variance since March 2018	(1.4%)	↓



ACTIVITY



Month	Adjusted Scheduled Activity (UDA)	
	2018	2019
April	61	210
May	302	409
June	463	594
July	630	846
August	953	1,183
September	1,237	1,342
October	1,458	1,610
November	1,710	1,887
December	1,835	2,086
January	2,096	2,359
February	2,389	2,668
March	2,653	3,009
April	2,773	
May	2,773	
June	2,773	

QUALITY

	Quantity	Base Number	Contract	AT	Region	England
% of FP17s for the same patient ID Re-attending within 3 months - Children	141	2,025	7.0%	10.0%	11.5%	11.8%
% of FP17s for the same patient ID Re-attending within 3 months - Adults	5	60	8.3%	14.2%	15.2%	15.7%
% of FP17s for the same patient ID Re-attending between 3 & 9 months - Children	1,436	2,025	70.9%	62.1%	60.2%	58.9%
% of FP17s for the same patient ID Re-attending between 3 & 9 months - Adults	41	60	68.3%	54.9%	51.8%	50.8%
% of FP17s for Band 1 Urgent Courses	89	2,028	4.4%	6.9%	8.1%	9.1%
% of FP17s Relating to Free Repair or Replacements	0	2,028	0.0%	0.8%	0.8%	0.8%
% of FP17s Relating to Continuations	23	2,028	1.1%	1.1%	0.9%	0.9%
% of Patients satisfied with the dentistry they have received	0	0	N/A	91.3%	92.7%	92.5%
% of Patients satisfied with the time they had to wait for an appointment	0	0	N/A	85.3%	87.4%	87.0%

* This is based on patients treated on this contract for their most recent course of treatment. Figures in italics indicate the base number of FP17s or Patient Questionnaire responses are less than 100. N/A is shown where the base number of responses is less than 10 during the period. % is calculated as Quantity/Base number*100

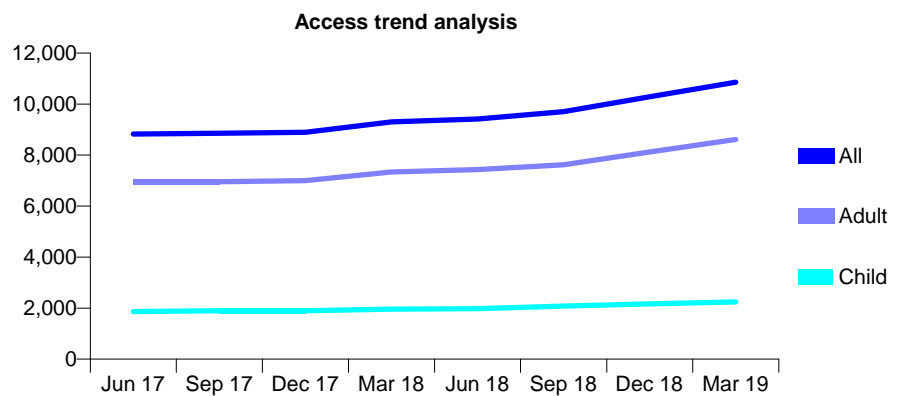
Q55 - Vital Signs At a Glance Contract Report for 231436/0002 - March 2019

Name or company name	MR JP GALE
Contract type name	GDS Contract
Purpose of contract	General
Contract start date	01/04/2006
Contract end date	

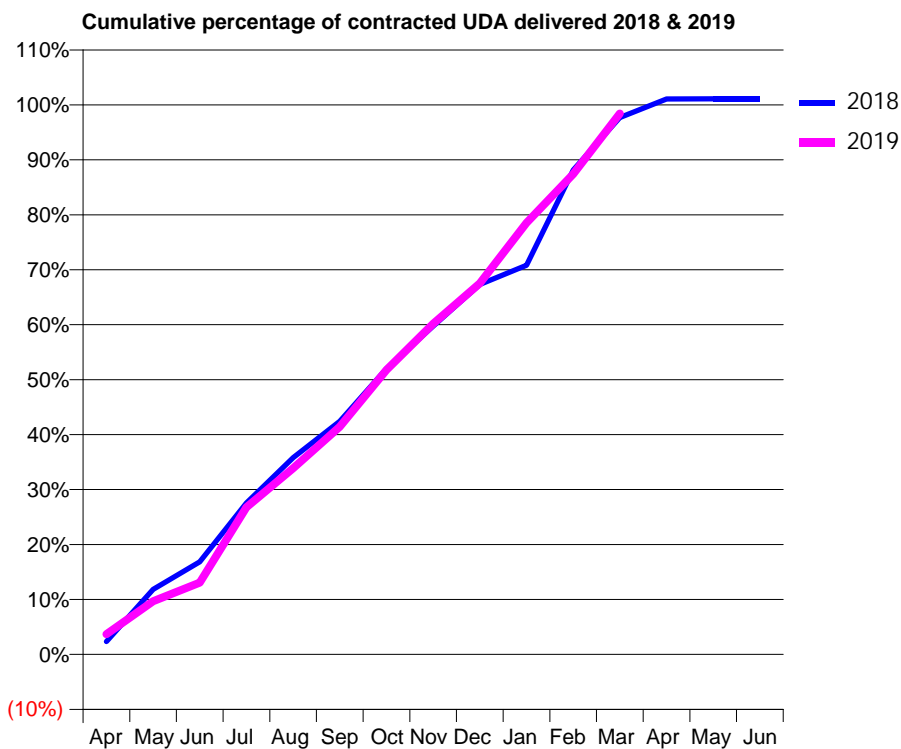
18/19 Contracted general activity (UDA)	29,829
Carry forward general activity (UDA)	-239
18/19 Contracted orthodontic activity (UOA)	0
Carry forward orthodontic activity (UOA)	0
Baseline contract value	£719,086.91

ACCESS*

Patients seen in 24 months	Total	Change since previous quarter
Quarter ending March 2018	9,301	
Quarter ending June 2018	9,412	→
Quarter ending September 2018	9,700	↑
Quarter ending December 2018	10,290	↑
Quarter ending March 2019	10,860	↑
Variance since March 2018	16.8%	↑



ACTIVITY



Month	Adjusted Scheduled Activity (UDA)	
	2018	2019
April	512	1,099
May	2,590	2,894
June	3,681	3,897
July	6,020	7,987
August	7,819	10,105
September	9,262	12,358
October	11,347	15,444
November	13,042	17,953
December	14,698	20,144
January	15,459	23,425
February	19,235	26,079
March	21,324	29,360
April	22,060	
May	22,068	
June	22,068	

QUALITY

	Quantity	Base Number	Contract	AT	Region	England
% of FP17s for the same patient ID Re-attending within 3 months - Children	215	3,668	5.9%	10.0%	11.5%	11.8%
% of FP17s for the same patient ID Re-attending within 3 months - Adults	1,547	13,898	11.1%	14.2%	15.2%	15.7%
% of FP17s for the same patient ID Re-attending between 3 & 9 months - Children	2,324	3,668	63.4%	62.1%	60.2%	58.9%
% of FP17s for the same patient ID Re-attending between 3 & 9 months - Adults	7,789	13,898	56.0%	54.9%	51.8%	50.8%
% of FP17s for Band 1 Urgent Courses	494	17,126	2.9%	6.9%	8.1%	9.1%
% of FP17s Relating to Free Repair or Replacements	222	17,126	1.3%	0.8%	0.8%	0.8%
% of FP17s Relating to Continuations	88	17,126	0.5%	1.1%	0.9%	0.9%
% of Patients satisfied with the dentistry they have received	9	9	N/A	91.3%	92.7%	92.5%
% of Patients satisfied with the time they had to wait for an appointment	9	9	N/A	85.3%	87.4%	87.0%

* This is based on patients treated on this contract for their most recent course of treatment. Figures in italics indicate the base number of FP17s or Patient Questionnaire responses are less than 100. N/A is shown where the base number of responses is less than 10 during the period. % is calculated as Quantity/Base number*100

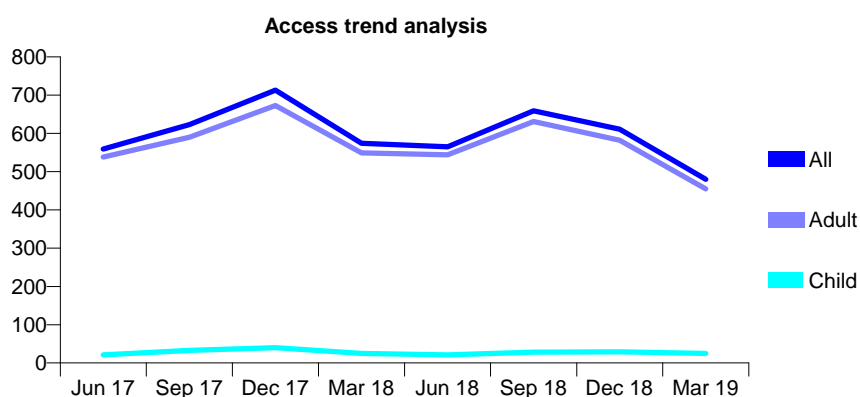
Q55 - Vital Signs At a Glance Contract Report for 231436/0003 - March 2019

Name or company name	MR JP GALE
Contract type name	GDS Contract
Purpose of contract	General
Contract start date	01/07/2008
Contract end date	

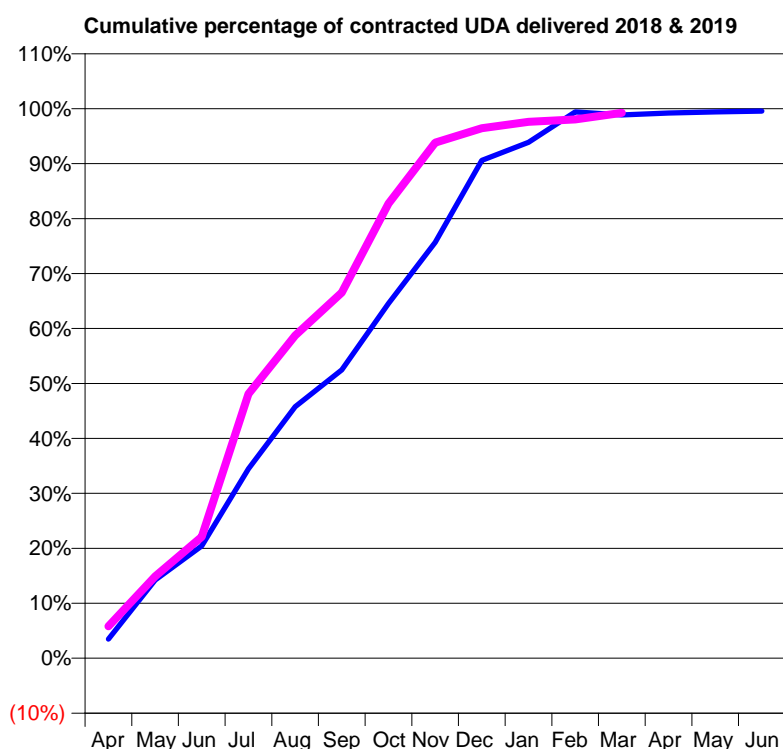
18/19 Contracted general activity (UDA)	2,150
Carry forward general activity (UDA)	10
18/19 Contracted orthodontic activity (UOA)	0
Carry forward orthodontic activity (UOA)	0
Baseline contract value	£83,170.54

ACCESS*

Patients seen in 24 months	Total	Change since previous quarter
Quarter ending March 2018	574	
Quarter ending June 2018	565	↓
Quarter ending September 2018	659	↑
Quarter ending December 2018	611	↓
Quarter ending March 2019	480	↓
Variance since March 2018	(16.4%)	↓



ACTIVITY



Month	Adjusted Scheduled Activity (UDA)	
	2018	2019
April	75	125
May	306	320
June	439	475
July	741	1,034
August	984	1,262
September	1,128	1,430
October	1,388	1,778
November	1,627	2,017
December	1,947	2,073
January	2,018	2,098
February	2,137	2,107
March	2,125	2,133
April	2,133	
May	2,137	
June	2,140	

QUALITY

	Quantity	Base Number	Contract	AT	Region	England
% of FP17s for the same patient ID Re-attending within 3 months - Children	0	34	0.0%	10.0%	11.5%	11.8%
% of FP17s for the same patient ID Re-attending within 3 months - Adults	9	582	1.5%	14.2%	15.2%	15.7%
% of FP17s for the same patient ID Re-attending between 3 & 9 months - Children	0	34	0.0%	62.1%	60.2%	58.9%
% of FP17s for the same patient ID Re-attending between 3 & 9 months - Adults	9	582	1.5%	54.9%	51.8%	50.8%
% of FP17s for Band 1 Urgent Courses	2	609	0.3%	6.9%	8.1%	9.1%
% of FP17s Relating to Free Repair or Replacements	0	609	0.0%	0.8%	0.8%	0.8%
% of FP17s Relating to Continuations	9	609	1.5%	1.1%	0.9%	0.9%
% of Patients satisfied with the dentistry they have received	0	0	N/A	91.3%	92.7%	92.5%
% of Patients satisfied with the time they had to wait for an appointment	0	0	N/A	85.3%	87.4%	87.0%

* This is based on patients treated on this contract for their most recent course of treatment.

Figures in italics indicate the base number of FP17s or Patient Questionnaire responses are less than 100. N/A is shown where the base number of responses is less than 10 during the period. % is calculated as Quantity/Base number*100

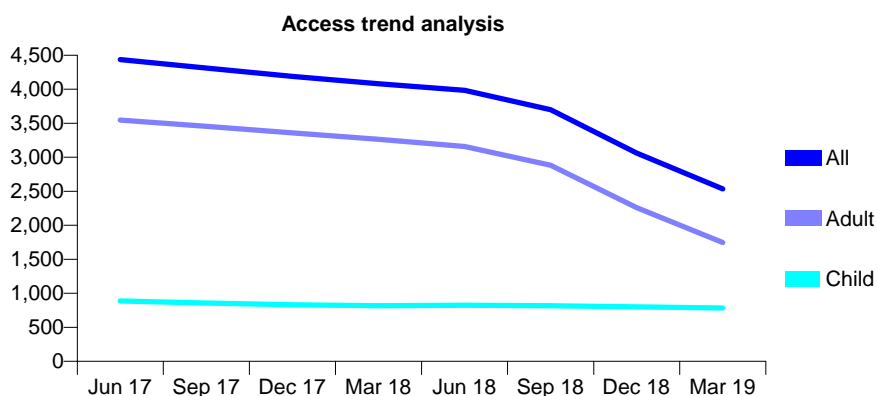
Q55 - Vital Signs At a Glance Contract Report for 244007/0001 - March 2019

Name or company name	MR DK JAIRATH
Contract type name	GDS Contract
Purpose of contract	General
Contract start date	01/04/2006
Contract end date	

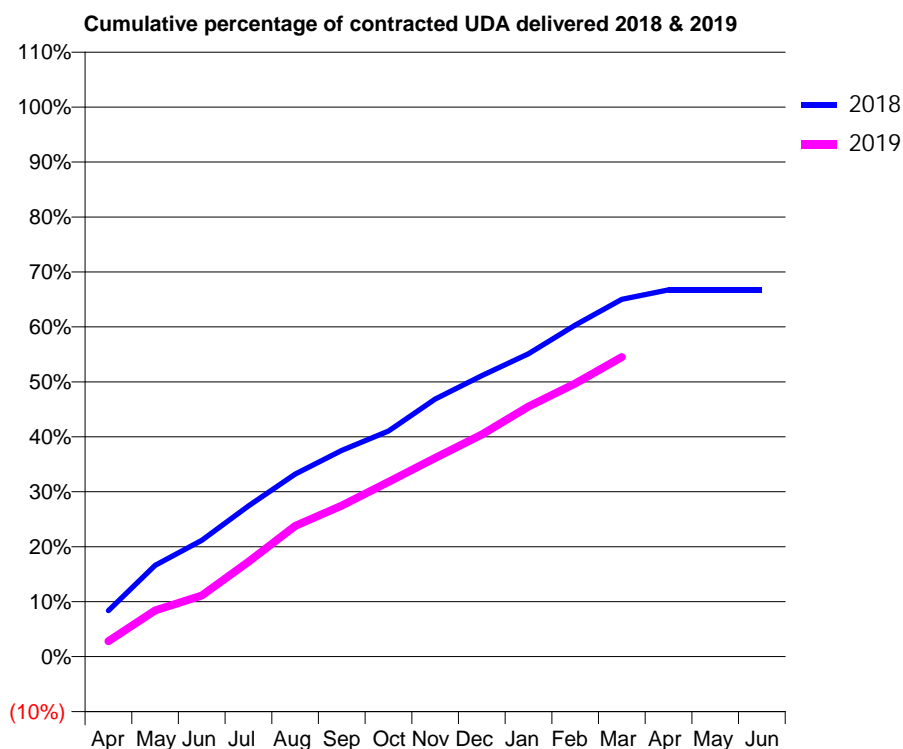
18/19 Contracted general activity (UDA)	12,965
Carry forward general activity (UDA)	0
18/19 Contracted orthodontic activity (UOA)	0
Carry forward orthodontic activity (UOA)	0
Baseline contract value	£284,342.30

ACCESS*

Patients seen in 24 months	Total	Change since previous quarter
Quarter ending March 2018	4,082	
Quarter ending June 2018	3,985	↓
Quarter ending September 2018	3,700	↓
Quarter ending December 2018	3,061	↓
Quarter ending March 2019	2,535	↓
Variance since March 2018	(37.9%)	↓



ACTIVITY



Month	Adjusted Scheduled Activity (UDA)	
	2018	2019
April	1,088	365
May	2,154	1,089
June	2,742	1,440
July	3,555	2,240
August	4,307	3,085
September	4,864	3,564
October	5,322	4,125
November	6,076	4,688
December	6,627	5,241
January	7,148	5,899
February	7,824	6,443
March	8,429	7,065
April	8,651	
May	8,652	
June	8,654	

QUALITY

	Quantity	Base Number	Contract	AT	Region	England
% of FP17s for the same patient ID Re-attending within 3 months - Children	139	1,480	9.4%	10.0%	11.5%	11.8%
% of FP17s for the same patient ID Re-attending within 3 months - Adults	265	2,278	11.6%	14.2%	15.2%	15.7%
% of FP17s for the same patient ID Re-attending between 3 & 9 months - Children	1,098	1,480	74.2%	62.1%	60.2%	58.9%
% of FP17s for the same patient ID Re-attending between 3 & 9 months - Adults	1,517	2,278	66.6%	54.9%	51.8%	50.8%
% of FP17s for Band 1 Urgent Courses	126	3,634	3.5%	6.9%	8.1%	9.1%
% of FP17s Relating to Free Repair or Replacements	48	3,634	1.3%	0.8%	0.8%	0.8%
% of FP17s Relating to Continuations	15	3,634	0.4%	1.1%	0.9%	0.9%
% of Patients satisfied with the dentistry they have received	0	0	N/A	91.3%	92.7%	92.5%
% of Patients satisfied with the time they had to wait for an appointment	0	0	N/A	85.3%	87.4%	87.0%

* This is based on patients treated on this contract for their most recent course of treatment. Figures in italics indicate the base number of FP17s or Patient Questionnaire responses are less than 100. N/A is shown where the base number of responses is less than 10 during the period. % is calculated as Quantity/Base number*100

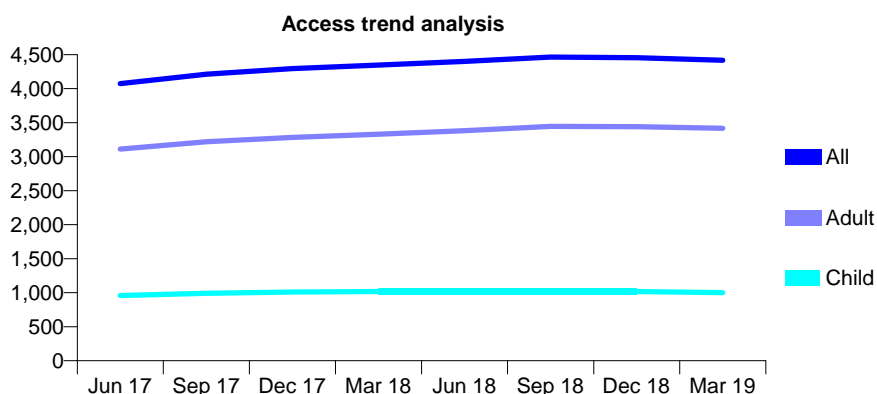
Q55 - Vital Signs At a Glance Contract Report for 245410/0001 - March 2019

Name or company name	MR AK CHAND
Contract type name	GDS Contract
Purpose of contract	General
Contract start date	01/04/2006
Contract end date	

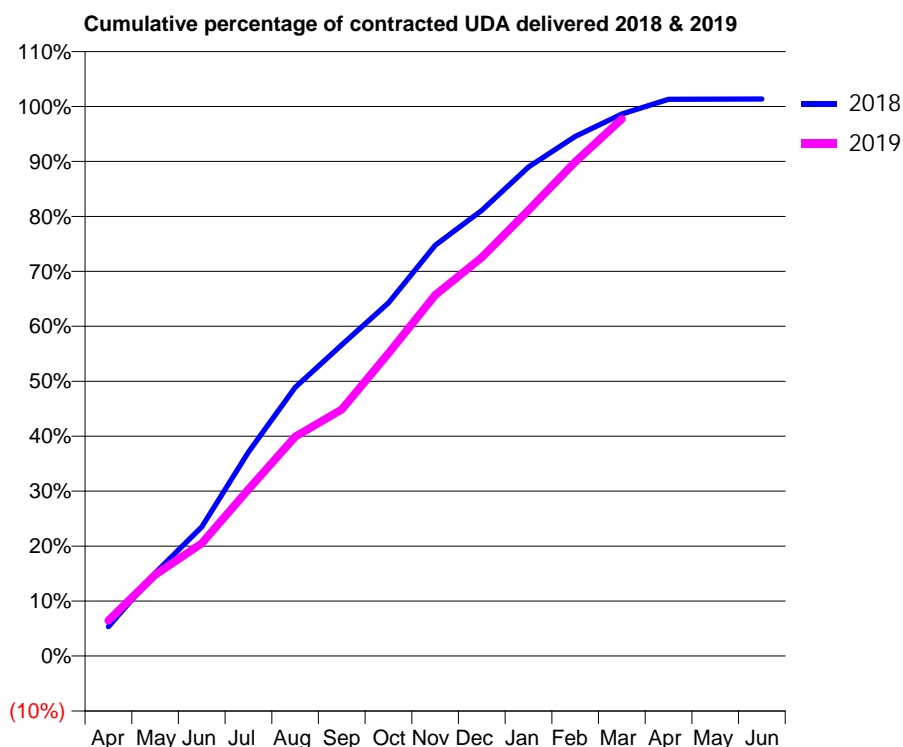
18/19 Contracted general activity (UDA)	13,120
Carry forward general activity (UDA)	-137
18/19 Contracted orthodontic activity (UOA)	0
Carry forward orthodontic activity (UOA)	0
Baseline contract value	£329,687.12

ACCESS*

Patients seen in 24 months	Total	Change since previous quarter
Quarter ending March 2018	4,349	
Quarter ending June 2018	4,401	→
Quarter ending September 2018	4,466	→
Quarter ending December 2018	4,456	→
Quarter ending March 2019	4,416	→
Variance since March 2018	1.5%	→



ACTIVITY



Month	Adjusted Scheduled Activity (UDA)	
	2018	2019
April	540	845
May	1,530	1,939
June	2,375	2,688
July	3,756	3,979
August	4,947	5,237
September	5,731	5,886
October	6,504	7,227
November	7,564	8,618
December	8,206	9,516
January	9,004	10,642
February	9,570	11,799
March	9,979	12,820
April	10,251	
May	10,255	
June	10,257	

QUALITY

	Quantity	Base Number	Contract	AT	Region	England
% of FP17s for the same patient ID Re-attending within 3 months - Children	67	1,754	3.8%	10.0%	11.5%	11.8%
% of FP17s for the same patient ID Re-attending within 3 months - Adults	597	6,454	9.3%	14.2%	15.2%	15.7%
% of FP17s for the same patient ID Re-attending between 3 & 9 months - Children	1,242	1,754	70.8%	62.1%	60.2%	58.9%
% of FP17s for the same patient ID Re-attending between 3 & 9 months - Adults	4,465	6,454	69.2%	54.9%	51.8%	50.8%
% of FP17s for Band 1 Urgent Courses	272	7,660	3.6%	6.9%	8.1%	9.1%
% of FP17s Relating to Free Repair or Replacements	78	7,660	1.0%	0.8%	0.8%	0.8%
% of FP17s Relating to Continuations	73	7,660	1.0%	1.1%	0.9%	0.9%
% of Patients satisfied with the dentistry they have received	3	3	N/A	91.3%	92.7%	92.5%
% of Patients satisfied with the time they had to wait for an appointment	3	3	N/A	85.3%	87.4%	87.0%

* This is based on patients treated on this contract for their most recent course of treatment. Figures in italics indicate the base number of FP17s or Patient Questionnaire responses are less than 100. N/A is shown where the base number of responses is less than 10 during the period. % is calculated as Quantity/Base number*100

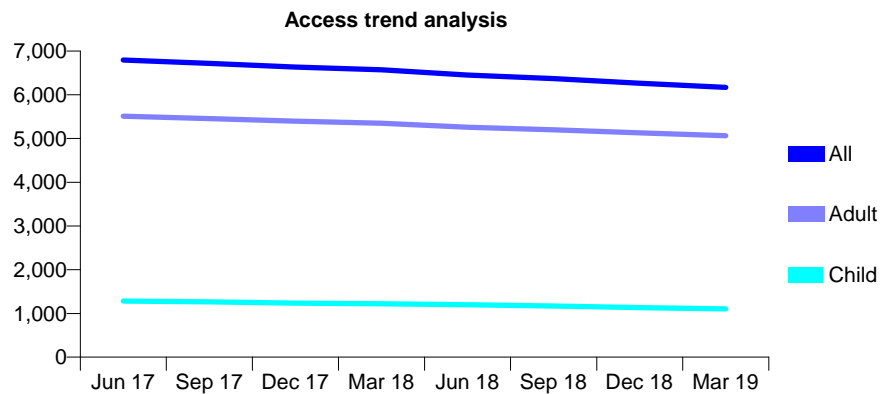
Q55 - Vital Signs At a Glance Contract Report for 256595/0001 - March 2019

Name or company name	MISS NL STEVENS
Contract type name	GDS Contract
Purpose of contract	General
Contract start date	26/11/2009
Contract end date	

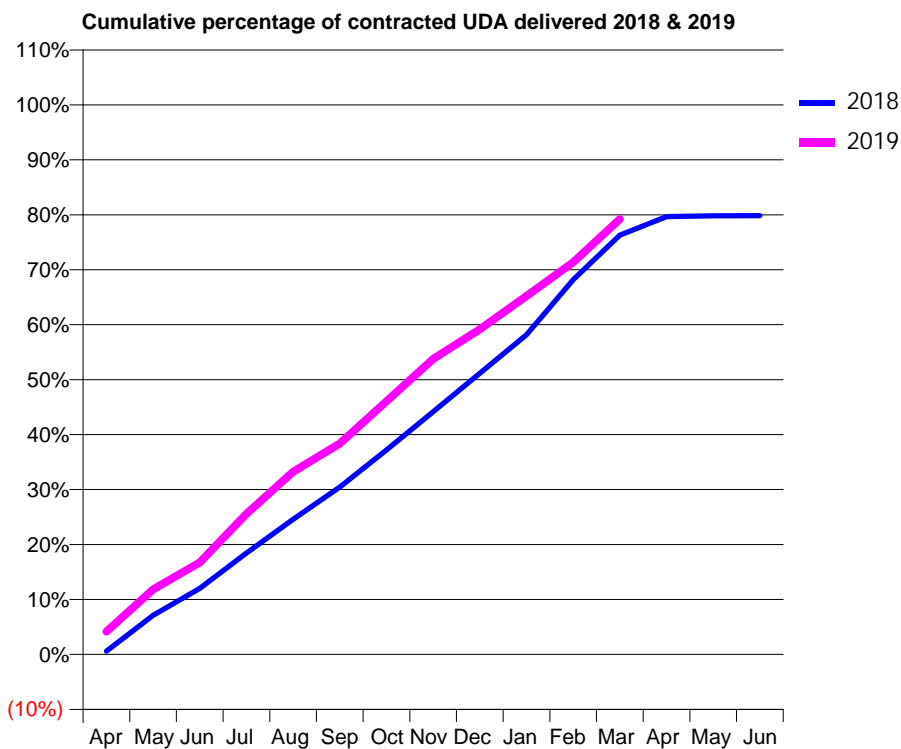
18/19 Contracted general activity (UDA)	22,639
Carry forward general activity (UDA)	0
18/19 Contracted orthodontic activity (UOA)	0
Carry forward orthodontic activity (UOA)	0
Baseline contract value	£528,429.95

ACCESS*

Patients seen in 24 months	Total	Change since previous quarter
Quarter ending March 2018	6,570	
Quarter ending June 2018	6,454	↓
Quarter ending September 2018	6,369	↓
Quarter ending December 2018	6,263	↓
Quarter ending March 2019	6,168	↓
Variance since March 2018	(6.1%)	↓



ACTIVITY



Month	Adjusted Scheduled Activity (UDA)	
	2018	2019
April	134	945
May	1,611	2,678
June	2,722	3,790
July	4,176	5,792
August	5,569	7,524
September	6,893	8,687
October	8,423	10,427
November	9,995	12,178
December	11,576	13,393
January	13,173	14,767
February	15,439	16,155
March	17,268	17,929
April	18,034	
May	18,068	
June	18,071	

QUALITY

	Quantity	Base Number	Contract	AT	Region	England
% of FP17s for the same patient ID Re-attending within 3 months - Children	106	1,968	5.4%	10.0%	11.5%	11.8%
% of FP17s for the same patient ID Re-attending within 3 months - Adults	1,072	7,993	13.4%	14.2%	15.2%	15.7%
% of FP17s for the same patient ID Re-attending between 3 & 9 months - Children	1,451	1,968	73.7%	62.1%	60.2%	58.9%
% of FP17s for the same patient ID Re-attending between 3 & 9 months - Adults	4,649	7,993	58.2%	54.9%	51.8%	50.8%
% of FP17s for Band 1 Urgent Courses	354	9,622	3.7%	6.9%	8.1%	9.1%
% of FP17s Relating to Free Repair or Replacements	102	9,622	1.1%	0.8%	0.8%	0.8%
% of FP17s Relating to Continuations	180	9,622	1.9%	1.1%	0.9%	0.9%
% of Patients satisfied with the dentistry they have received	3	3	N/A	91.3%	92.7%	92.5%
% of Patients satisfied with the time they had to wait for an appointment	3	3	N/A	85.3%	87.4%	87.0%

* This is based on patients treated on this contract for their most recent course of treatment. Figures in italics indicate the base number of FP17s or Patient Questionnaire responses are less than 100. N/A is shown where the base number of responses is less than 10 during the period. % is calculated as Quantity/Base number*100

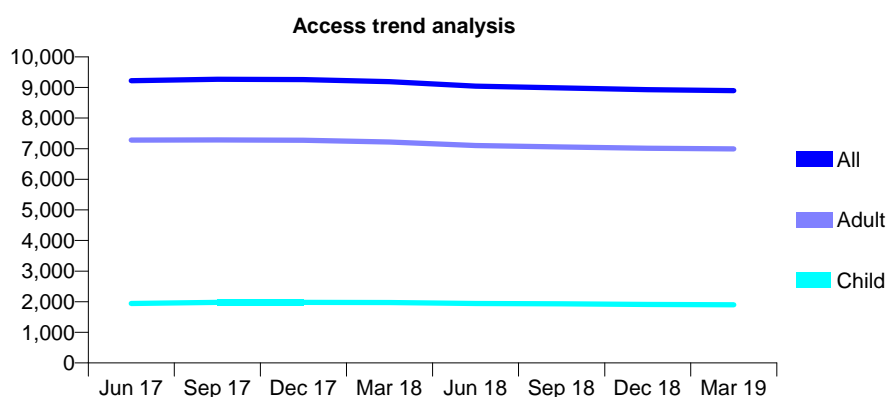
Q55 - Vital Signs At a Glance Contract Report for 269891/0001 - March 2019

Name or company name	Westdale Dental
Contract type name	GDS Contract
Purpose of contract	General and Orthodontic
Contract start date	01/04/2008
Contract end date	

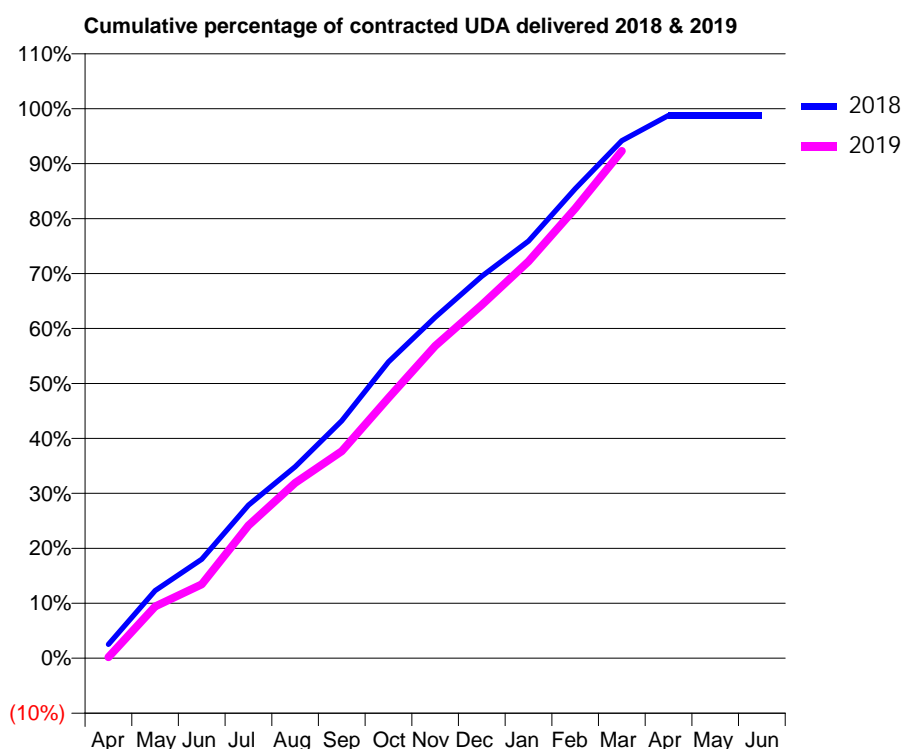
18/19 Contracted general activity (UDA)	24,872
Carry forward general activity (UDA)	310
18/19 Contracted orthodontic activity (UOA)	800
Carry forward orthodontic activity (UOA)	-1
Baseline contract value	£670,105.82

ACCESS*

Patients seen in 24 months	Total	Change since previous quarter
Quarter ending March 2018	9,190	
Quarter ending June 2018	9,044	↓
Quarter ending September 2018	8,988	→
Quarter ending December 2018	8,924	→
Quarter ending March 2019	8,897	→
Variance since March 2018	(3.2%)	↓



ACTIVITY



Month	2018	2019
April	631	45
May	3,060	2,348
June	4,481	3,348
July	6,927	6,008
August	8,664	7,933
September	10,747	9,369
October	13,411	11,785
November	15,432	14,140
December	17,289	15,989
January	18,877	17,959
February	21,251	20,354
March	23,419	22,956
April	24,570	
May	24,566	
June	24,562	

QUALITY

	Quantity	Base Number	Contract	AT	Region	England
% of FP17s for the same patient ID Re-attending within 3 months - Children	325	3,503	9.3%	10.0%	11.5%	11.8%
% of FP17s for the same patient ID Re-attending within 3 months - Adults	1,641	11,522	14.2%	14.2%	15.2%	15.7%
% of FP17s for the same patient ID Re-attending between 3 & 9 months - Children	2,491	3,503	71.1%	62.1%	60.2%	58.9%
% of FP17s for the same patient ID Re-attending between 3 & 9 months - Adults	7,426	11,522	64.5%	54.9%	51.8%	50.8%
% of FP17s for Band 1 Urgent Courses	969	14,267	6.8%	6.9%	8.1%	9.1%
% of FP17s Relating to Free Repair or Replacements	178	14,267	1.2%	0.8%	0.8%	0.8%
% of FP17s Relating to Continuations	84	14,267	0.6%	1.1%	0.9%	0.9%
% of Patients satisfied with the dentistry they have received	6	7	N/A	91.3%	92.7%	92.5%
% of Patients satisfied with the time they had to wait for an appointment	7	7	N/A	85.3%	87.4%	87.0%

* This is based on patients treated on this contract for their most recent course of treatment.

Figures in italics indicate the base number of FP17s or Patient Questionnaire responses are less than 100. N/A is shown where the base number of responses is less than 10 during the period. % is calculated as Quantity/Base number*100

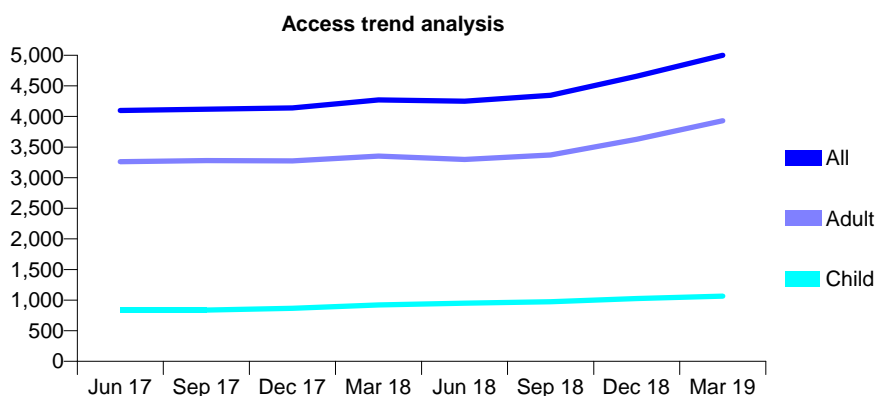
Q55 - Vital Signs At a Glance Contract Report for 279048/0001 - March 2019

Name or company name	MR R KHATIB
Contract type name	GDS Contract
Purpose of contract	General
Contract start date	01/08/2011
Contract end date	

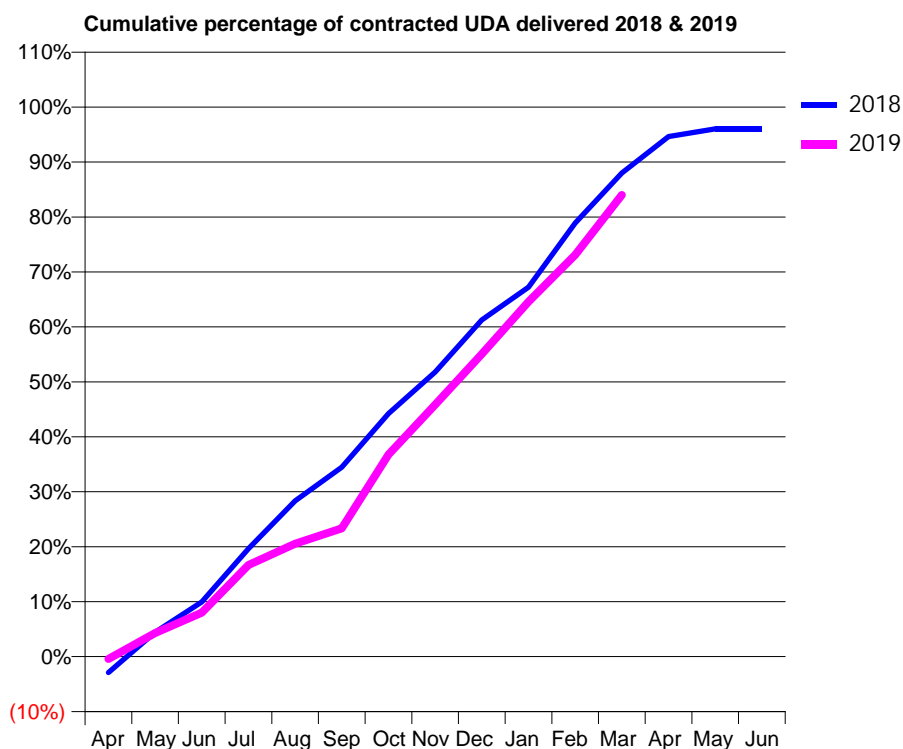
18/19 Contracted general activity (UDA)	13,607
Carry forward general activity (UDA)	311
18/19 Contracted orthodontic activity (UOA)	0
Carry forward orthodontic activity (UOA)	0
Baseline contract value	£316,687.08

ACCESS*

Patients seen in 24 months	Total	Change since previous quarter
Quarter ending March 2018	4,272	
Quarter ending June 2018	4,249	→
Quarter ending September 2018	4,346	↑
Quarter ending December 2018	4,656	↑
Quarter ending March 2019	4,998	↑
Variance since March 2018	17.0%	↑



ACTIVITY



Month	Adjusted Scheduled Activity (UDA)	
	2018	2019
April	-282	-60
May	428	585
June	954	1,087
July	1,888	2,269
August	2,725	2,796
September	3,311	3,177
October	4,248	5,004
November	4,976	6,238
December	5,885	7,492
January	6,460	8,788
February	7,581	9,949
March	8,452	11,430
April	9,092	
May	9,226	
June	9,226	

QUALITY

	Quantity	Base Number	Contract	AT	Region	England
% of FP17s for the same patient ID Re-attending within 3 months - Children	134	1,818	7.4%	10.0%	11.5%	11.8%
% of FP17s for the same patient ID Re-attending within 3 months - Adults	727	6,096	11.9%	14.2%	15.2%	15.7%
% of FP17s for the same patient ID Re-attending between 3 & 9 months - Children	1,116	1,818	61.4%	62.1%	60.2%	58.9%
% of FP17s for the same patient ID Re-attending between 3 & 9 months - Adults	3,381	6,096	55.5%	54.9%	51.8%	50.8%
% of FP17s for Band 1 Urgent Courses	382	6,214	6.1%	6.9%	8.1%	9.1%
% of FP17s Relating to Free Repair or Replacements	127	6,214	2.0%	0.8%	0.8%	0.8%
% of FP17s Relating to Continuations	54	6,214	0.9%	1.1%	0.9%	0.9%
% of Patients satisfied with the dentistry they have received	3	3	N/A	91.3%	92.7%	92.5%
% of Patients satisfied with the time they had to wait for an appointment	3	3	N/A	85.3%	87.4%	87.0%

* This is based on patients treated on this contract for their most recent course of treatment. Figures in italics indicate the base number of FP17s or Patient Questionnaire responses are less than 100. N/A is shown where the base number of responses is less than 10 during the period. % is calculated as Quantity/Base number*100

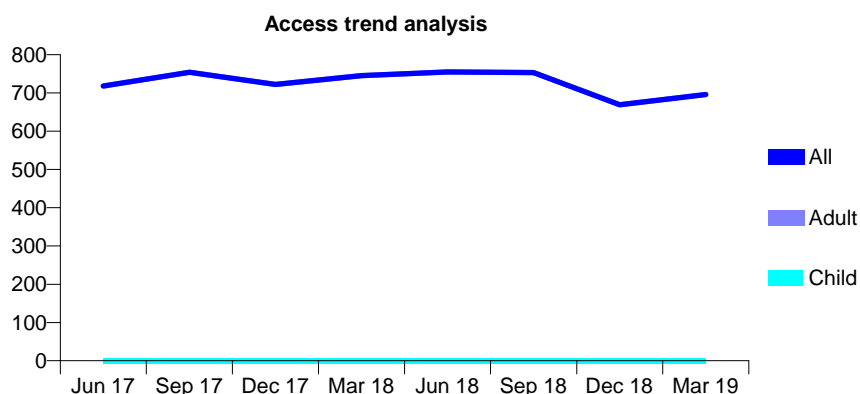
Q55 - Vital Signs At a Glance Contract Report for 279765/0001 - March 2019

Name or company name	MR MR NIEDZIELA
Contract type name	PDS Contract
Purpose of contract	General
Contract start date	01/01/2008
Contract end date	31/03/2020

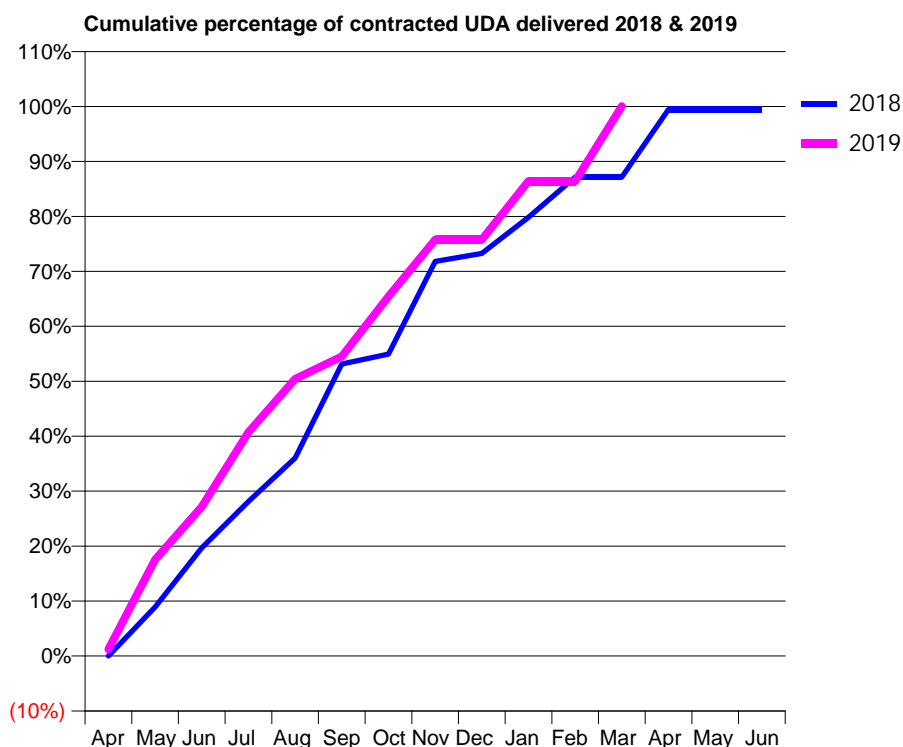
18/19 Contracted general activity (UDA)	2,000
Carry forward general activity (UDA)	0
18/19 Contracted orthodontic activity (UOA)	0
Carry forward orthodontic activity (UOA)	0
Baseline contract value	£90,498.45

ACCESS*

Patients seen in 24 months	Total	Change since previous quarter
Quarter ending March 2018	745	
Quarter ending June 2018	755	→
Quarter ending September 2018	753	→
Quarter ending December 2018	669	↓
Quarter ending March 2019	696	↑
Variance since March 2018	(6.6%)	↓



ACTIVITY



Month	Adjusted Scheduled Activity (UDA)	
	2018	2019
April	0	25
May	179	351
June	393	543
July	562	814
August	721	1,009
September	1,063	1,090
October	1,099	1,309
November	1,436	1,516
December	1,465	1,516
January	1,597	1,729
February	1,743	1,729
March	1,743	2,001
April	1,989	
May	1,989	
June	1,989	

QUALITY

	Quantity	Base Number	Contract	AT	Region	England
% of FP17s for the same patient ID Re-attending within 3 months - Children	0	0	N/A	10.0%	11.5%	11.8%
% of FP17s for the same patient ID Re-attending within 3 months - Adults	13	496	2.6%	14.2%	15.2%	15.7%
% of FP17s for the same patient ID Re-attending between 3 & 9 months - Children	0	0	N/A	62.1%	60.2%	58.9%
% of FP17s for the same patient ID Re-attending between 3 & 9 months - Adults	20	496	4.0%	54.9%	51.8%	50.8%
% of FP17s for Band 1 Urgent Courses	5	438	1.1%	6.9%	8.1%	9.1%
% of FP17s Relating to Free Repair or Replacements	0	438	0.0%	0.8%	0.8%	0.8%
% of FP17s Relating to Continuations	0	438	0.0%	1.1%	0.9%	0.9%
% of Patients satisfied with the dentistry they have received	0	1	N/A	91.3%	92.7%	92.5%
% of Patients satisfied with the time they had to wait for an appointment	1	1	N/A	85.3%	87.4%	87.0%

* This is based on patients treated on this contract for their most recent course of treatment. Figures in italics indicate the base number of FP17s or Patient Questionnaire responses are less than 100. N/A is shown where the base number of responses is less than 10 during the period. % is calculated as Quantity/Base number*100

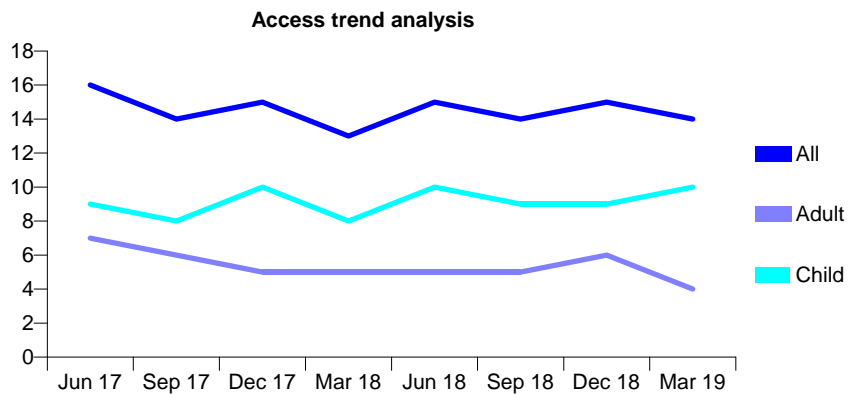
Q55 - Vital Signs At a Glance Contract Report for 322156/0001 - March 2019

Name or company name	MRS KD RUDIN
Contract type name	GDS Contract
Purpose of contract	General
Contract start date	01/04/2006
Contract end date	

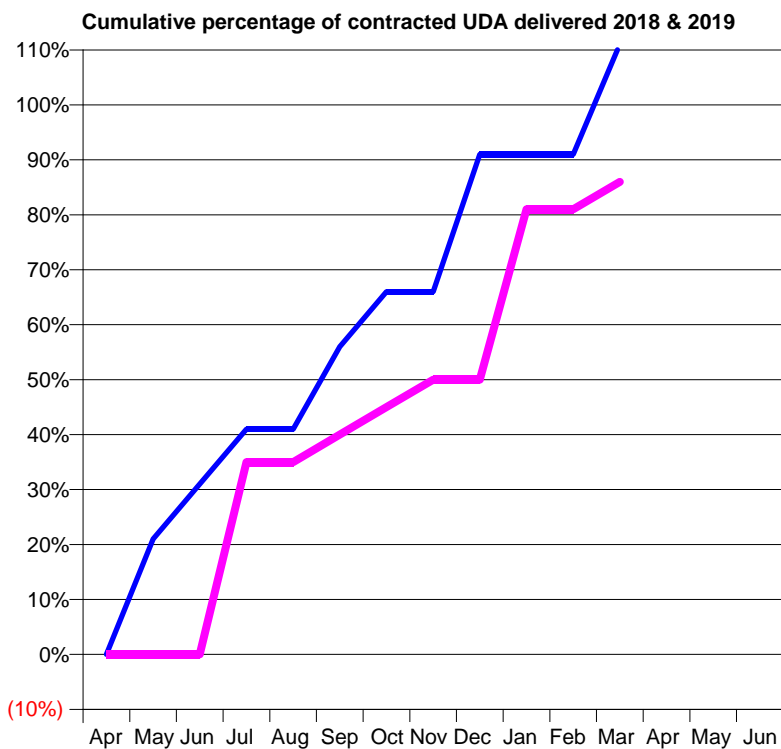
18/19 Contracted general activity (UDA)	20
Carry forward general activity (UDA)	0
18/19 Contracted orthodontic activity (UOA)	0
Carry forward orthodontic activity (UOA)	0
Baseline contract value	£451.26

ACCESS*

Patients seen in 24 months	Total	Change since previous quarter
Quarter ending March 2018	13	
Quarter ending June 2018	15	↑
Quarter ending September 2018	14	↓
Quarter ending December 2018	15	↑
Quarter ending March 2019	14	↓
Variance since March 2018	7.7%	↑



ACTIVITY



Month	Adjusted Scheduled Activity (UDA)	
	2018	2019
April	0	0
May	4	0
June	6	0
July	8	7
August	8	7
September	11	8
October	13	9
November	13	10
December	18	10
January	18	16
February	18	16
March	22	17
April	23	
May	23	
June	23	

QUALITY

	Quantity	Base Number	Contract	AT	Region	England
% of FP17s for the same patient ID Re-attending within 3 months - Children	0	13	0.0%	10.0%	11.5%	11.8%
% of FP17s for the same patient ID Re-attending within 3 months - Adults	0	5	0.0%	14.2%	15.2%	15.7%
% of FP17s for the same patient ID Re-attending between 3 & 9 months - Children	9	13	69.2%	62.1%	60.2%	58.9%
% of FP17s for the same patient ID Re-attending between 3 & 9 months - Adults	3	5	60.0%	54.9%	51.8%	50.8%
% of FP17s for Band 1 Urgent Courses	1	17	5.9%	6.9%	8.1%	9.1%
% of FP17s Relating to Free Repair or Replacements	0	17	0.0%	0.8%	0.8%	0.8%
% of FP17s Relating to Continuations	0	17	0.0%	1.1%	0.9%	0.9%
% of Patients satisfied with the dentistry they have received	0	0	N/A	91.3%	92.7%	92.5%
% of Patients satisfied with the time they had to wait for an appointment	0	0	N/A	85.3%	87.4%	87.0%

* This is based on patients treated on this contract for their most recent course of treatment. Figures in italics indicate the base number of FP17s or Patient Questionnaire responses are less than 100. N/A is shown where the base number of responses is less than 10 during the period. % is calculated as Quantity/Base number*100

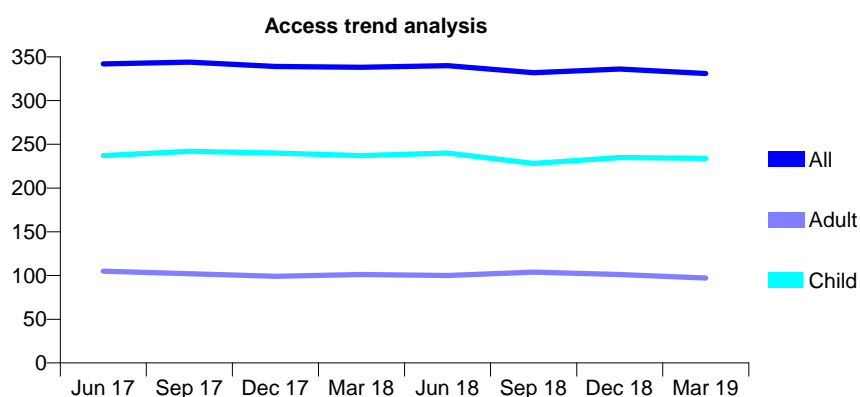
Q55 - Vital Signs At a Glance Contract Report for 323705/0001 - March 2019

Name or company name	MR MA ROBERTS
Contract type name	GDS Contract
Purpose of contract	General
Contract start date	01/04/2006
Contract end date	

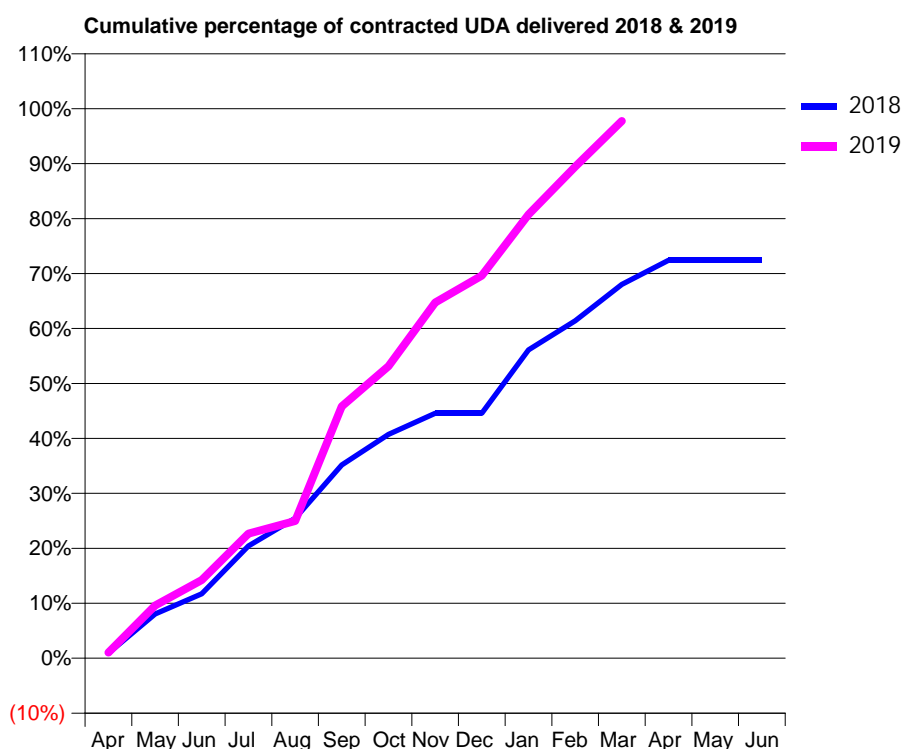
18/19 Contracted general activity (UDA)	700
Carry forward general activity (UDA)	0
18/19 Contracted orthodontic activity (UOA)	0
Carry forward orthodontic activity (UOA)	0
Baseline contract value	£17,962.15

ACCESS*

Patients seen in 24 months	Total	Change since previous quarter
Quarter ending March 2018	338	
Quarter ending June 2018	340	→
Quarter ending September 2018	332	↓
Quarter ending December 2018	336	→
Quarter ending March 2019	331	↓
Variance since March 2018	(2.1%)	↓



ACTIVITY



Adjusted Scheduled Activity (UDA)		
Month	2018	2019
April	9	7
May	80	67
June	117	100
July	204	159
August	255	175
September	352	321
October	407	372
November	446	453
December	446	487
January	561	565
February	614	626
March	680	684
April	724	
May	724	
June	724	

QUALITY

	Quantity	Base Number	Contract	AT	Region	England
% of FP17s for the same patient ID Re-attending within 3 months - Children	33	392	8.4%	10.0%	11.5%	11.8%
% of FP17s for the same patient ID Re-attending within 3 months - Adults	17	104	16.3%	14.2%	15.2%	15.7%
% of FP17s for the same patient ID Re-attending between 3 & 9 months - Children	265	392	67.6%	62.1%	60.2%	58.9%
% of FP17s for the same patient ID Re-attending between 3 & 9 months - Adults	58	104	55.8%	54.9%	51.8%	50.8%
% of FP17s for Band 1 Urgent Courses	6	460	1.3%	6.9%	8.1%	9.1%
% of FP17s Relating to Free Repair or Replacements	0	460	0.0%	0.8%	0.8%	0.8%
% of FP17s Relating to Continuations	11	460	2.4%	1.1%	0.9%	0.9%
% of Patients satisfied with the dentistry they have received	0	0	N/A	91.3%	92.7%	92.5%
% of Patients satisfied with the time they had to wait for an appointment	0	0	N/A	85.3%	87.4%	87.0%

* This is based on patients treated on this contract for their most recent course of treatment.

Figures in italics indicate the base number of FP17s or Patient Questionnaire responses are less than 100. N/A is shown where the base number of responses is less than 10 during the period. % is calculated as Quantity/Base number*100

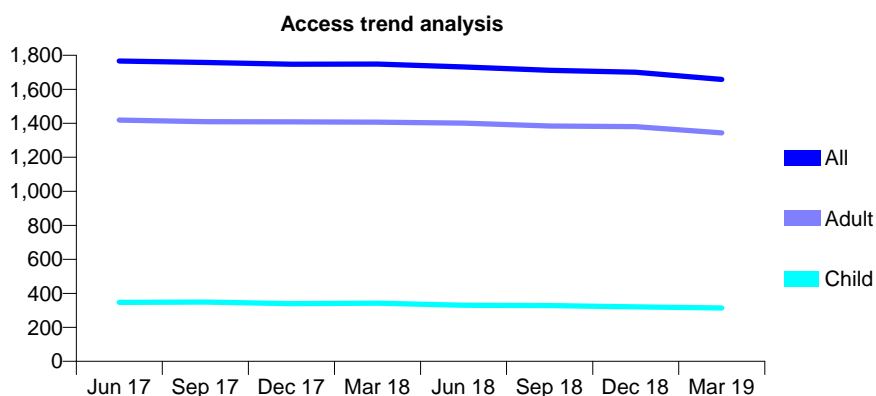
Q55 - Vital Signs At a Glance Contract Report for 326186/0001 - March 2019

Name or company name	MISS SJ THOMPSON
Contract type name	GDS Contract
Purpose of contract	General
Contract start date	01/04/2006
Contract end date	

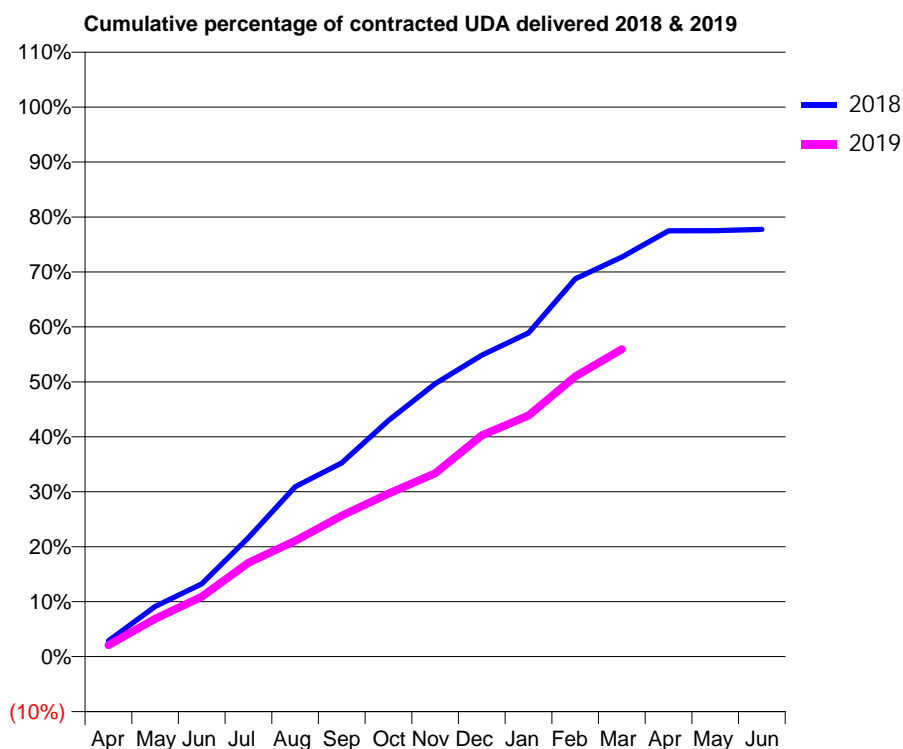
18/19 Contracted general activity (UDA)	7,906
Carry forward general activity (UDA)	0
18/19 Contracted orthodontic activity (UOA)	0
Carry forward orthodontic activity (UOA)	0
Baseline contract value	£200,120.41

ACCESS*

Patients seen in 24 months	Total	Change since previous quarter
Quarter ending March 2018	1,749	
Quarter ending June 2018	1,731	↓
Quarter ending September 2018	1,712	↓
Quarter ending December 2018	1,700	→
Quarter ending March 2019	1,658	↓
Variance since March 2018	(5.2%)	↓



ACTIVITY



Month	Adjusted Scheduled Activity (UDA)	
	2018	2019
April	199	163
May	631	545
June	915	862
July	1,495	1,350
August	2,135	1,667
September	2,434	2,026
October	2,968	2,345
November	3,430	2,638
December	3,789	3,184
January	4,067	3,470
February	4,747	4,030
March	5,022	4,421
April	5,350	
May	5,353	
June	5,368	

QUALITY

	Quantity	Base Number	Contract	AT	Region	England
% of FP17s for the same patient ID Re-attending within 3 months - Children	22	428	5.1%	10.0%	11.5%	11.8%
% of FP17s for the same patient ID Re-attending within 3 months - Adults	317	1,696	18.7%	14.2%	15.2%	15.7%
% of FP17s for the same patient ID Re-attending between 3 & 9 months - Children	264	428	61.7%	62.1%	60.2%	58.9%
% of FP17s for the same patient ID Re-attending between 3 & 9 months - Adults	769	1,696	45.3%	54.9%	51.8%	50.8%
% of FP17s for Band 1 Urgent Courses	212	1,967	10.8%	6.9%	8.1%	9.1%
% of FP17s Relating to Free Repair or Replacements	33	1,967	1.7%	0.8%	0.8%	0.8%
% of FP17s Relating to Continuations	54	1,967	2.7%	1.1%	0.9%	0.9%
% of Patients satisfied with the dentistry they have received	2	2	N/A	91.3%	92.7%	92.5%
% of Patients satisfied with the time they had to wait for an appointment	2	2	N/A	85.3%	87.4%	87.0%

* This is based on patients treated on this contract for their most recent course of treatment. Figures in italics indicate the base number of FP17s or Patient Questionnaire responses are less than 100. N/A is shown where the base number of responses is less than 10 during the period. % is calculated as Quantity/Base number*100

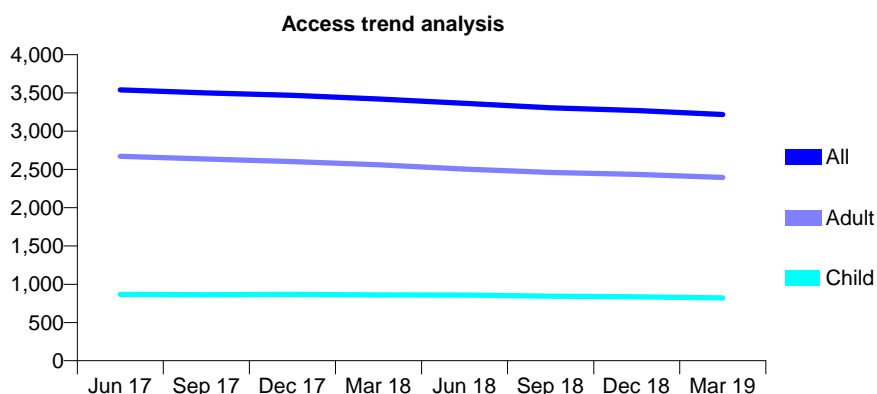
Q55 - Vital Signs At a Glance Contract Report for 330337/0002 - March 2019

Name or company name	MR AB WATTS
Contract type name	GDS Contract
Purpose of contract	General
Contract start date	01/04/2006
Contract end date	

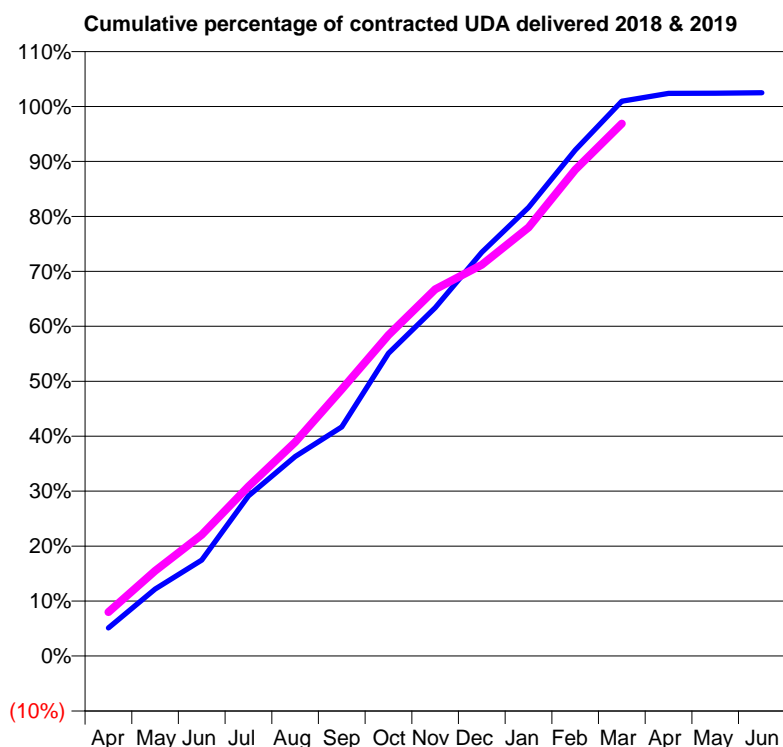
18/19 Contracted general activity (UDA)	9,167
Carry forward general activity (UDA)	-183
18/19 Contracted orthodontic activity (UOA)	0
Carry forward orthodontic activity (UOA)	0
Baseline contract value	£309,990.96

ACCESS*

Patients seen in 24 months	Total	Change since previous quarter
Quarter ending March 2018	3,421	
Quarter ending June 2018	3,364	↓
Quarter ending September 2018	3,305	↓
Quarter ending December 2018	3,270	↓
Quarter ending March 2019	3,218	↓
Variance since March 2018	(5.9%)	↓



ACTIVITY



Month	Adjusted Scheduled Activity (UDA)	
	2018	2019
April	467	734
May	1,117	1,422
June	1,600	2,024
July	2,671	2,829
August	3,328	3,567
September	3,823	4,448
October	5,051	5,353
November	5,809	6,118
December	6,734	6,526
January	7,482	7,148
February	8,440	8,111
March	9,254	8,882
April	9,385	
May	9,387	
June	9,396	

QUALITY

	Quantity	Base Number	Contract	AT	Region	England
% of FP17s for the same patient ID Re-attending within 3 months - Children	53	1,274	4.2%	10.0%	11.5%	11.8%
% of FP17s for the same patient ID Re-attending within 3 months - Adults	408	3,860	10.6%	14.2%	15.2%	15.7%
% of FP17s for the same patient ID Re-attending between 3 & 9 months - Children	924	1,274	72.5%	62.1%	60.2%	58.9%
% of FP17s for the same patient ID Re-attending between 3 & 9 months - Adults	2,799	3,860	72.5%	54.9%	51.8%	50.8%
% of FP17s for Band 1 Urgent Courses	109	5,061	2.2%	6.9%	8.1%	9.1%
% of FP17s Relating to Free Repair or Replacements	11	5,061	0.2%	0.8%	0.8%	0.8%
% of FP17s Relating to Continuations	42	5,061	0.8%	1.1%	0.9%	0.9%
% of Patients satisfied with the dentistry they have received	1	1	N/A	91.3%	92.7%	92.5%
% of Patients satisfied with the time they had to wait for an appointment	1	1	N/A	85.3%	87.4%	87.0%

* This is based on patients treated on this contract for their most recent course of treatment. Figures in italics indicate the base number of FP17s or Patient Questionnaire responses are less than 100. N/A is shown where the base number of responses is less than 10 during the period. % is calculated as Quantity/Base number*100

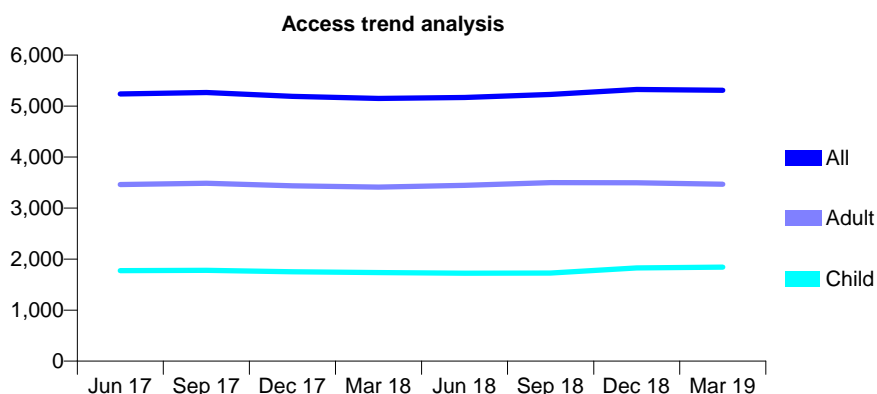
Q55 - Vital Signs At a Glance Contract Report for 331147/0001 - March 2019

Name or company name	MR J TRUSZ
Contract type name	GDS Contract
Purpose of contract	General
Contract start date	01/04/2006
Contract end date	

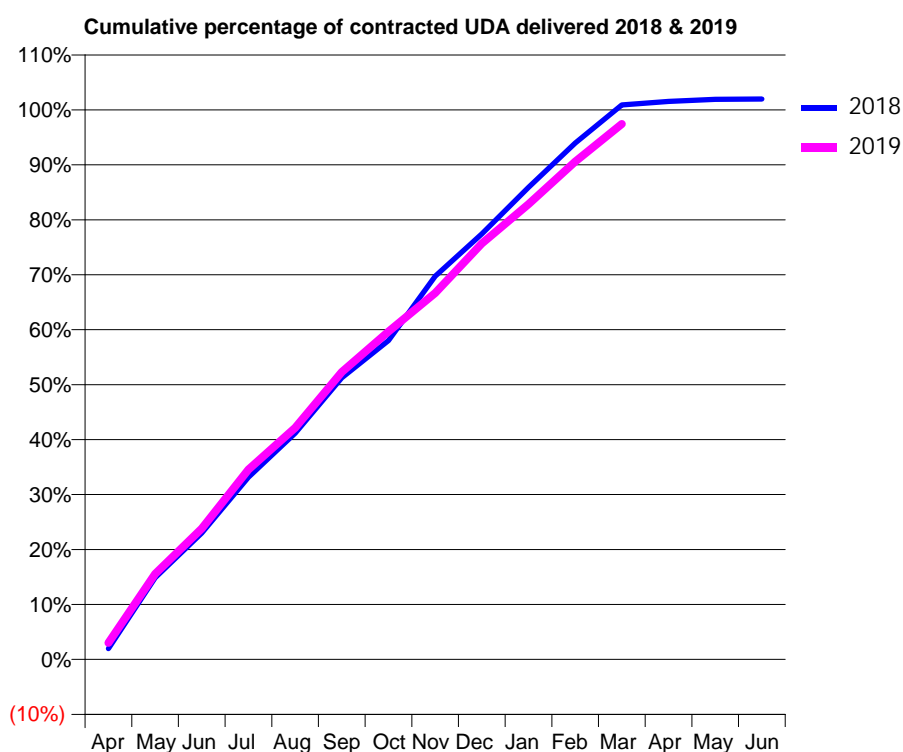
18/19 Contracted general activity (UDA)	14,769
Carry forward general activity (UDA)	-289
18/19 Contracted orthodontic activity (UOA)	0
Carry forward orthodontic activity (UOA)	0
Baseline contract value	£347,223.90

ACCESS*

Patients seen in 24 months	Total	Change since previous quarter
Quarter ending March 2018	5,148	
Quarter ending June 2018	5,171	→
Quarter ending September 2018	5,227	→
Quarter ending December 2018	5,327	→
Quarter ending March 2019	5,311	→
Variance since March 2018	3.2%	↑



ACTIVITY



Month	Adjusted Scheduled Activity (UDA)	
	2018	2019
April	291	446
May	2,194	2,298
June	3,395	3,516
July	4,897	5,102
August	6,080	6,227
September	7,567	7,722
October	8,572	8,813
November	10,300	9,846
December	11,433	11,178
January	12,684	12,234
February	13,875	13,376
March	14,902	14,387
April	14,998	
May	15,051	
June	15,058	

QUALITY

	Quantity	Base Number	Contract	AT	Region	England
% of FP17s for the same patient ID Re-attending within 3 months - Children	239	3,247	7.4%	10.0%	11.5%	11.8%
% of FP17s for the same patient ID Re-attending within 3 months - Adults	538	4,904	11.0%	14.2%	15.2%	15.7%
% of FP17s for the same patient ID Re-attending between 3 & 9 months - Children	2,116	3,247	65.2%	62.1%	60.2%	58.9%
% of FP17s for the same patient ID Re-attending between 3 & 9 months - Adults	2,848	4,904	58.1%	54.9%	51.8%	50.8%
% of FP17s for Band 1 Urgent Courses	298	8,075	3.7%	6.9%	8.1%	9.1%
% of FP17s Relating to Free Repair or Replacements	88	8,075	1.1%	0.8%	0.8%	0.8%
% of FP17s Relating to Continuations	44	8,075	0.5%	1.1%	0.9%	0.9%
% of Patients satisfied with the dentistry they have received	3	4	N/A	91.3%	92.7%	92.5%
% of Patients satisfied with the time they had to wait for an appointment	3	4	N/A	85.3%	87.4%	87.0%

* This is based on patients treated on this contract for their most recent course of treatment. Figures in italics indicate the base number of FP17s or Patient Questionnaire responses are less than 100. N/A is shown where the base number of responses is less than 10 during the period. % is calculated as Quantity/Base number*100

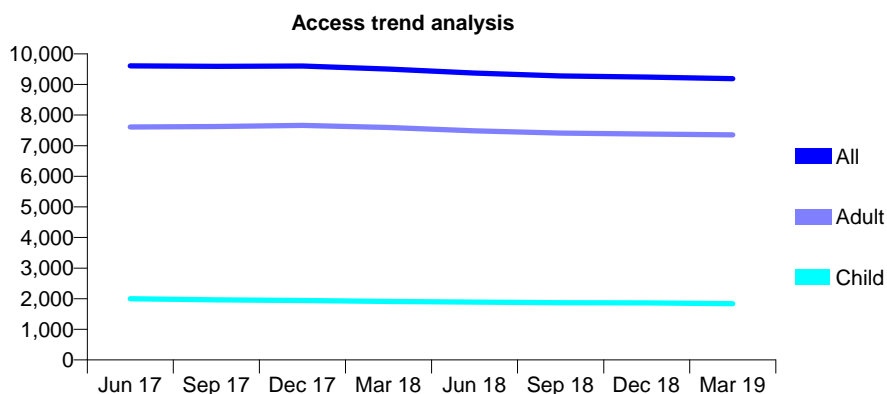
Q55 - Vital Signs At a Glance Contract Report for 331864/0001 - March 2019

Name or company name	MISS L KO
Contract type name	GDS Contract
Purpose of contract	General and Orthodontic
Contract start date	01/04/2006
Contract end date	

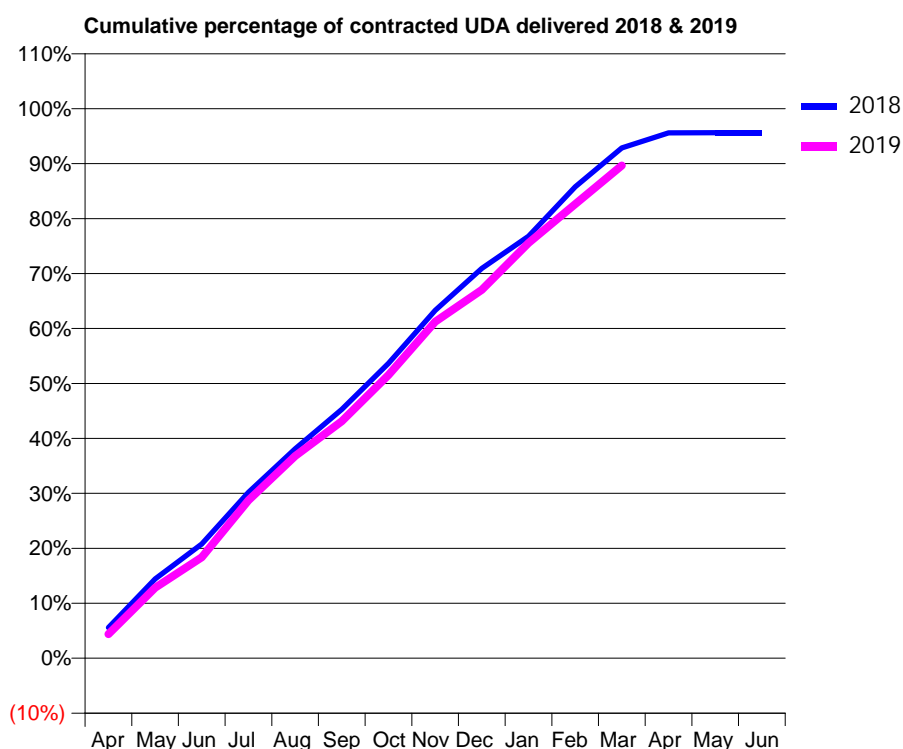
18/19 Contracted general activity (UDA)	28,035
Carry forward general activity (UDA)	0
18/19 Contracted orthodontic activity (UOA)	1,062
Carry forward orthodontic activity (UOA)	0
Baseline contract value	£735,193.19

ACCESS*

Patients seen in 24 months	Total	Change since previous quarter
Quarter ending March 2018	9,506	
Quarter ending June 2018	9,374	↓
Quarter ending September 2018	9,281	→
Quarter ending December 2018	9,240	→
Quarter ending March 2019	9,193	→
Variance since March 2018	(3.3%)	↓



ACTIVITY



Month	Adjusted Scheduled Activity (UDA)	
	2018	2019
April	1,560	1,228
May	4,045	3,598
June	5,826	5,149
July	8,464	8,052
August	10,688	10,320
September	12,692	12,083
October	15,047	14,446
November	17,746	17,171
December	19,880	18,788
January	21,522	21,185
February	24,047	23,167
March	26,035	25,132
April	26,802	
May	26,806	
June	26,807	

QUALITY

	Quantity	Base Number	Contract	AT	Region	England
% of FP17s for the same patient ID Re-attending within 3 months - Children	217	3,118	7.0%	10.0%	11.5%	11.8%
% of FP17s for the same patient ID Re-attending within 3 months - Adults	1,403	11,116	12.6%	14.2%	15.2%	15.7%
% of FP17s for the same patient ID Re-attending between 3 & 9 months - Children	2,119	3,118	68.0%	62.1%	60.2%	58.9%
% of FP17s for the same patient ID Re-attending between 3 & 9 months - Adults	6,671	11,116	60.0%	54.9%	51.8%	50.8%
% of FP17s for Band 1 Urgent Courses	1,009	13,557	7.4%	6.9%	8.1%	9.1%
% of FP17s Relating to Free Repair or Replacements	183	13,557	1.3%	0.8%	0.8%	0.8%
% of FP17s Relating to Continuations	71	13,557	0.5%	1.1%	0.9%	0.9%
% of Patients satisfied with the dentistry they have received	8	8	N/A	91.3%	92.7%	92.5%
% of Patients satisfied with the time they had to wait for an appointment	8	8	N/A	85.3%	87.4%	87.0%

* This is based on patients treated on this contract for their most recent course of treatment.

Figures in italics indicate the base number of FP17s or Patient Questionnaire responses are less than 100. N/A is shown where the base number of responses is less than 10 during the period. % is calculated as Quantity/Base number*100

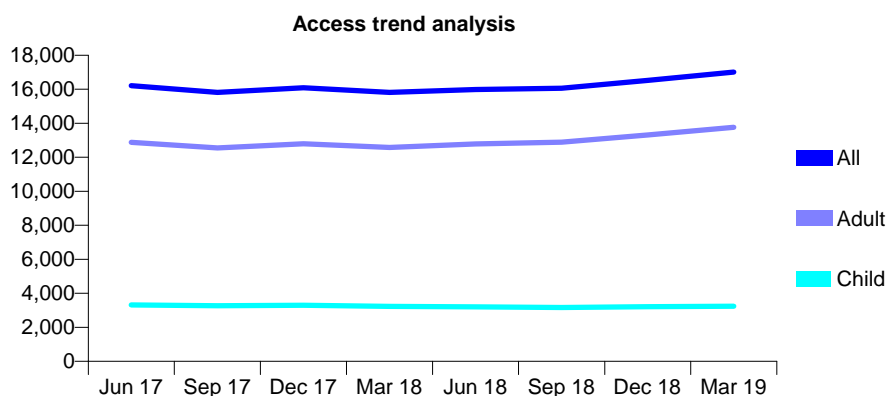
Q55 - Vital Signs At a Glance Contract Report for 338109/0001 - March 2019

Name or company name	MR PF CARROLL
Contract type name	GDS Contract
Purpose of contract	General
Contract start date	01/04/2006
Contract end date	

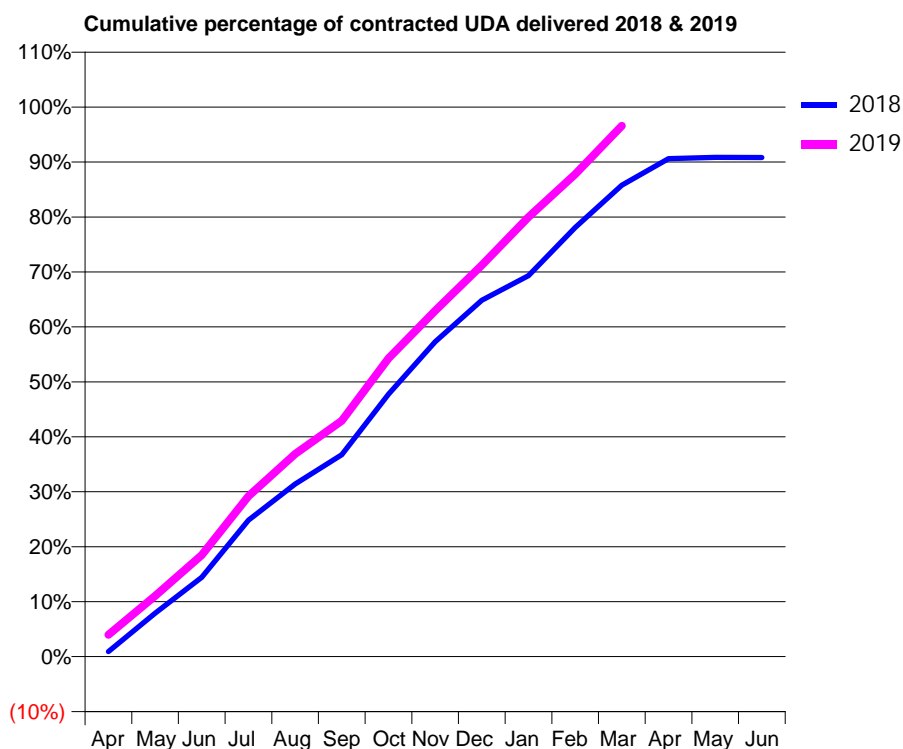
18/19 Contracted general activity (UDA)	33,023
Carry forward general activity (UDA)	0
18/19 Contracted orthodontic activity (UOA)	0
Carry forward orthodontic activity (UOA)	0
Baseline contract value	£822,741.60

ACCESS*

Patients seen in 24 months	Total	Change since previous quarter
Quarter ending March 2018	15,815	
Quarter ending June 2018	15,990	→
Quarter ending September 2018	16,057	→
Quarter ending December 2018	16,524	↑
Quarter ending March 2019	17,018	↑
Variance since March 2018	7.6%	↑



ACTIVITY



Month	Adjusted Scheduled Activity (UDA)	
	2018	2019
April	300	1,309
May	2,617	3,654
June	4,764	6,102
July	8,199	9,641
August	10,373	12,173
September	12,135	14,171
October	15,764	17,925
November	18,925	20,783
December	21,407	23,519
January	22,888	26,413
February	25,795	28,990
March	28,326	31,897
April	29,924	
May	29,998	
June	29,989	

QUALITY

	Quantity	Base Number	Contract	AT	Region	England
% of FP17s for the same patient ID Re-attending within 3 months - Children	234	4,608	5.1%	10.0%	11.5%	11.8%
% of FP17s for the same patient ID Re-attending within 3 months - Adults	1,623	15,236	10.7%	14.2%	15.2%	15.7%
% of FP17s for the same patient ID Re-attending between 3 & 9 months - Children	2,607	4,608	56.6%	62.1%	60.2%	58.9%
% of FP17s for the same patient ID Re-attending between 3 & 9 months - Adults	4,934	15,236	32.4%	54.9%	51.8%	50.8%
% of FP17s for Band 1 Urgent Courses	1,067	18,109	5.9%	6.9%	8.1%	9.1%
% of FP17s Relating to Free Repair or Replacements	206	18,109	1.1%	0.8%	0.8%	0.8%
% of FP17s Relating to Continuations	197	18,109	1.1%	1.1%	0.9%	0.9%
% of Patients satisfied with the dentistry they have received	2	4	N/A	91.3%	92.7%	92.5%
% of Patients satisfied with the time they had to wait for an appointment	2	4	N/A	85.3%	87.4%	87.0%

* This is based on patients treated on this contract for their most recent course of treatment. Figures in italics indicate the base number of FP17s or Patient Questionnaire responses are less than 100. N/A is shown where the base number of responses is less than 10 during the period. % is calculated as Quantity/Base number*100

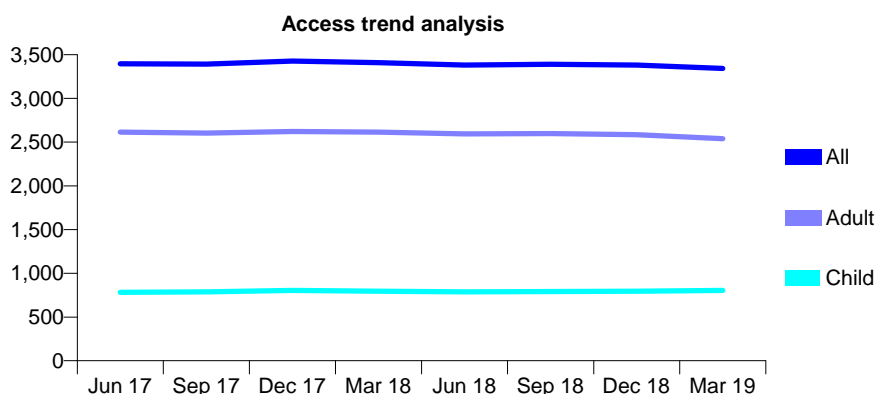
Q55 - Vital Signs At a Glance Contract Report for 353922/0001 - March 2019

Name or company name	MRS P RAD
Contract type name	GDS Contract
Purpose of contract	General
Contract start date	01/04/2006
Contract end date	

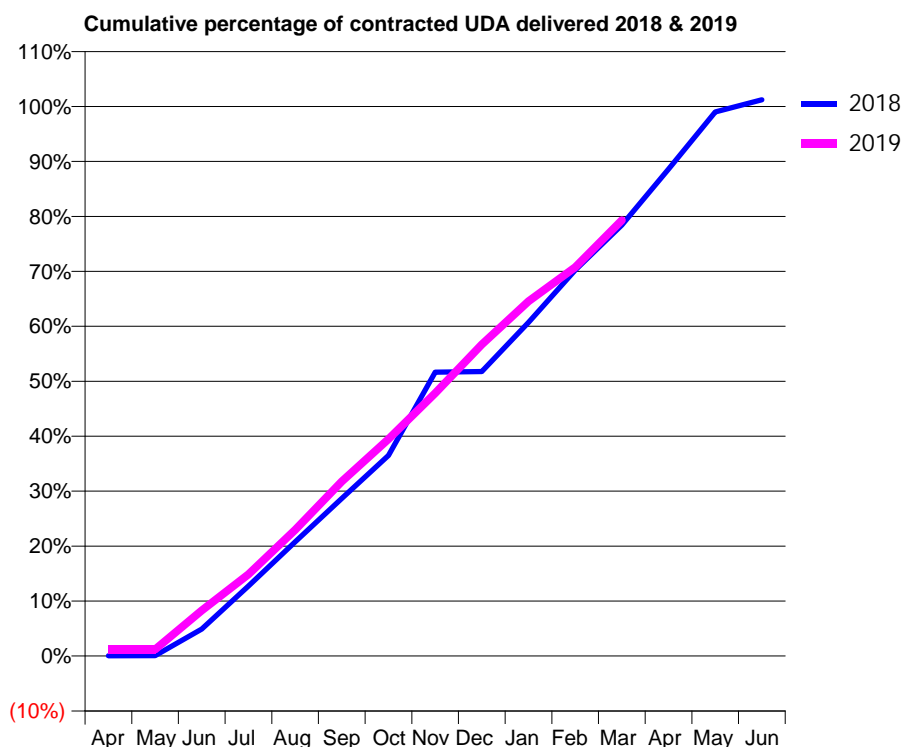
18/19 Contracted general activity (UDA)	11,667
Carry forward general activity (UDA)	-140
18/19 Contracted orthodontic activity (UOA)	0
Carry forward orthodontic activity (UOA)	0
Baseline contract value	£296,854.00

ACCESS*

Patients seen in 24 months	Total	Change since previous quarter
Quarter ending March 2018	3,410	
Quarter ending June 2018	3,382	→
Quarter ending September 2018	3,390	→
Quarter ending December 2018	3,381	→
Quarter ending March 2019	3,342	↓
Variance since March 2018	(2.0%)	↓



ACTIVITY



Month	Adjusted Scheduled Activity (UDA)	
	2018	2019
April	7	140
May	10	143
June	573	966
July	1,488	1,734
August	2,424	2,679
September	3,346	3,706
October	4,261	4,604
November	6,026	5,583
December	6,040	6,612
January	7,082	7,528
February	8,192	8,254
March	9,150	9,252
April	10,337	
May	11,551	
June	11,807	

QUALITY

	Quantity	Base Number	Contract	AT	Region	England
% of FP17s for the same patient ID Re-attending within 3 months - Children	53	1,189	4.5%	10.0%	11.5%	11.8%
% of FP17s for the same patient ID Re-attending within 3 months - Adults	461	3,662	12.6%	14.2%	15.2%	15.7%
% of FP17s for the same patient ID Re-attending between 3 & 9 months - Children	763	1,189	64.2%	62.1%	60.2%	58.9%
% of FP17s for the same patient ID Re-attending between 3 & 9 months - Adults	2,243	3,662	61.3%	54.9%	51.8%	50.8%
% of FP17s for Band 1 Urgent Courses	40	3,907	1.0%	6.9%	8.1%	9.1%
% of FP17s Relating to Free Repair or Replacements	17	3,907	0.4%	0.8%	0.8%	0.8%
% of FP17s Relating to Continuations	105	3,907	2.7%	1.1%	0.9%	0.9%
% of Patients satisfied with the dentistry they have received	0	0	N/A	91.3%	92.7%	92.5%
% of Patients satisfied with the time they had to wait for an appointment	0	0	N/A	85.3%	87.4%	87.0%

* This is based on patients treated on this contract for their most recent course of treatment. Figures in italics indicate the base number of FP17s or Patient Questionnaire responses are less than 100. N/A is shown where the base number of responses is less than 10 during the period. % is calculated as Quantity/Base number*100

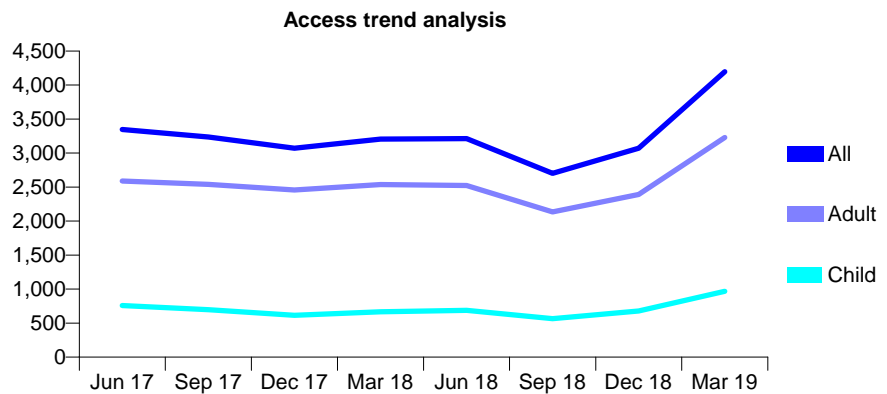
Q55 - Vital Signs At a Glance Contract Report for 355127/0001 - March 2019

Name or company name	MR A KOSHAL
Contract type name	GDS Contract
Purpose of contract	General
Contract start date	01/04/2006
Contract end date	

18/19 Contracted general activity (UDA)	10,677
Carry forward general activity (UDA)	-214
18/19 Contracted orthodontic activity (UOA)	0
Carry forward orthodontic activity (UOA)	0
Baseline contract value	£476,344.84

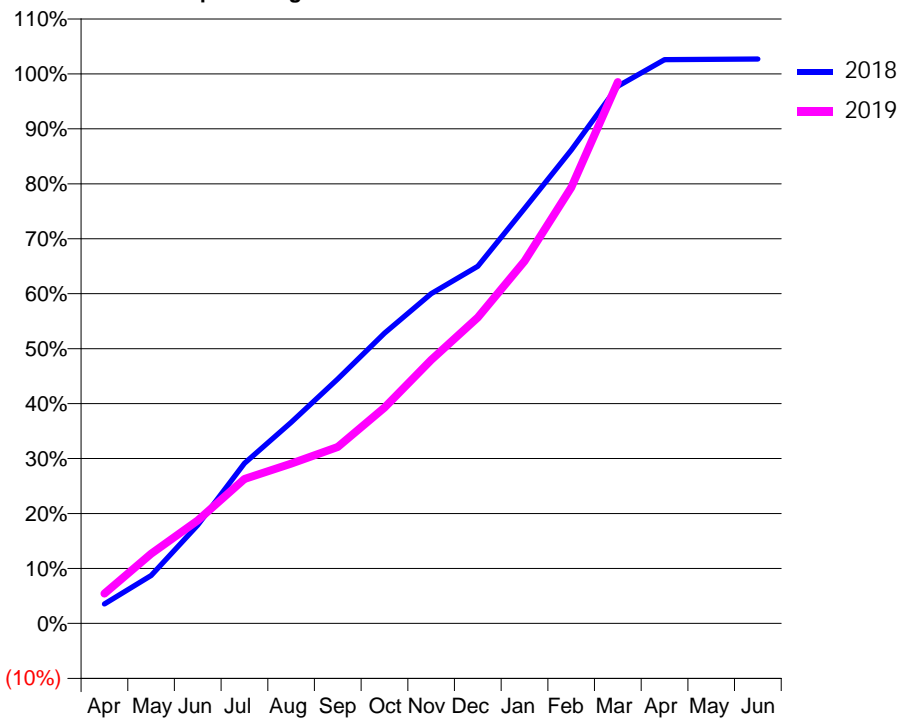
ACCESS*

Patients seen in 24 months	Total	Change since previous quarter
Quarter ending March 2018	3,205	
Quarter ending June 2018	3,212	→
Quarter ending September 2018	2,703	↓
Quarter ending December 2018	3,071	↑
Quarter ending March 2019	4,197	↑
Variance since March 2018	31.0%	↑



ACTIVITY

Cumulative percentage of contracted UDA delivered 2018 & 2019



Month	Adjusted Scheduled Activity (UDA)	
	2018	2019
April	379	580
May	930	1,355
June	1,910	2,002
July	3,110	2,807
August	3,909	3,106
September	4,750	3,428
October	5,640	4,193
November	6,407	5,120
December	6,940	5,944
January	8,061	7,040
February	9,197	8,470
March	10,437	10,517
April	10,955	
May	10,960	
June	10,963	

QUALITY

	Quantity	Base Number	Contract	AT	Region	England
% of FP17s for the same patient ID Re-attending within 3 months - Children	39	1,297	3.0%	10.0%	11.5%	11.8%
% of FP17s for the same patient ID Re-attending within 3 months - Adults	407	4,290	9.5%	14.2%	15.2%	15.7%
% of FP17s for the same patient ID Re-attending between 3 & 9 months - Children	347	1,297	26.8%	62.1%	60.2%	58.9%
% of FP17s for the same patient ID Re-attending between 3 & 9 months - Adults	1,115	4,290	26.0%	54.9%	51.8%	50.8%
% of FP17s for Band 1 Urgent Courses	355	5,330	6.7%	6.9%	8.1%	9.1%
% of FP17s Relating to Free Repair or Replacements	27	5,330	0.5%	0.8%	0.8%	0.8%
% of FP17s Relating to Continuations	74	5,330	1.4%	1.1%	0.9%	0.9%
% of Patients satisfied with the dentistry they have received	0	0	N/A	91.3%	92.7%	92.5%
% of Patients satisfied with the time they had to wait for an appointment	0	0	N/A	85.3%	87.4%	87.0%

* This is based on patients treated on this contract for their most recent course of treatment. Figures in italics indicate the base number of FP17s or Patient Questionnaire responses are less than 100. N/A is shown where the base number of responses is less than 10 during the period. % is calculated as Quantity/Base number*100

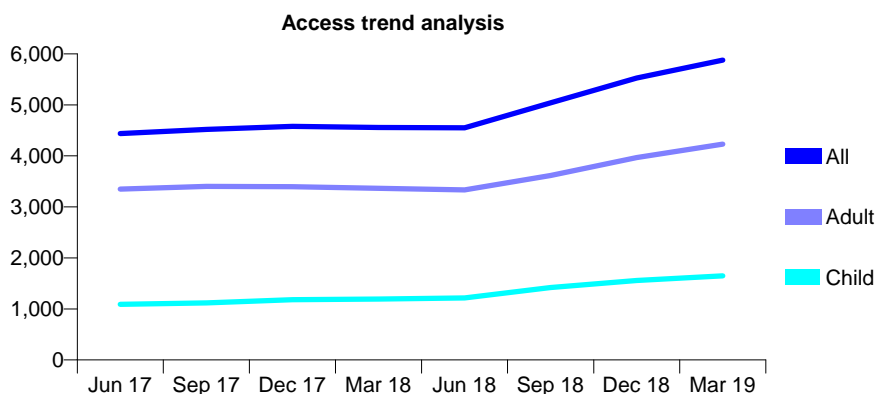
Q55 - Vital Signs At a Glance Contract Report for 368350/0001 - March 2019

Name or company name	MRS A MIODUSZEWSKA
Contract type name	GDS Contract
Purpose of contract	General
Contract start date	01/08/2012
Contract end date	

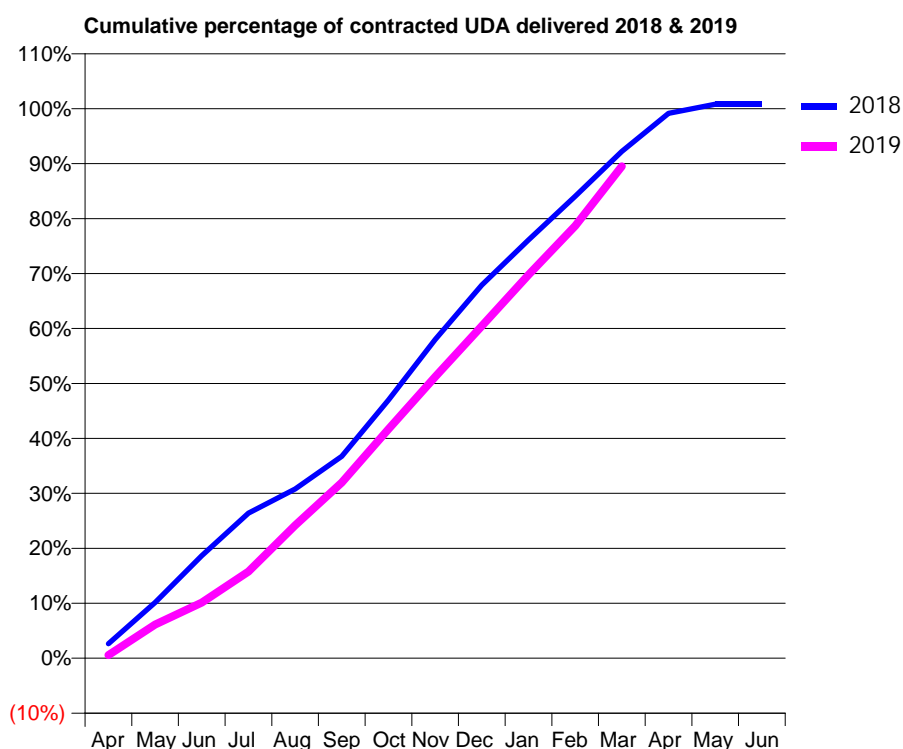
18/19 Contracted general activity (UDA)	19,546
Carry forward general activity (UDA)	-112
18/19 Contracted orthodontic activity (UOA)	0
Carry forward orthodontic activity (UOA)	0
Baseline contract value	£489,846.77

ACCESS*

Patients seen in 24 months	Total	Change since previous quarter
Quarter ending March 2018	4,559	
Quarter ending June 2018	4,551	→
Quarter ending September 2018	5,039	↑
Quarter ending December 2018	5,525	↑
Quarter ending March 2019	5,879	↑
Variance since March 2018	29.0%	↑



ACTIVITY



Adjusted Scheduled Activity (UDA)		
Month	2018	2019
April	358	112
May	1,375	1,196
June	2,525	1,981
July	3,573	3,086
August	4,172	4,727
September	4,978	6,247
October	6,365	8,151
November	7,856	10,008
December	9,196	11,813
January	10,312	13,633
February	11,386	15,382
March	12,490	17,494
April	13,431	
May	13,658	
June	13,658	

QUALITY

	Quantity	Base Number	Contract	AT	Region	England
% of FP17s for the same patient ID Re-attending within 3 months - Children	191	2,665	7.2%	10.0%	11.5%	11.8%
% of FP17s for the same patient ID Re-attending within 3 months - Adults	560	6,311	8.9%	14.2%	15.2%	15.7%
% of FP17s for the same patient ID Re-attending between 3 & 9 months - Children	1,560	2,665	58.5%	62.1%	60.2%	58.9%
% of FP17s for the same patient ID Re-attending between 3 & 9 months - Adults	3,917	6,311	62.1%	54.9%	51.8%	50.8%
% of FP17s for Band 1 Urgent Courses	192	7,605	2.5%	6.9%	8.1%	9.1%
% of FP17s Relating to Free Repair or Replacements	22	7,605	0.3%	0.8%	0.8%	0.8%
% of FP17s Relating to Continuations	99	7,605	1.3%	1.1%	0.9%	0.9%
% of Patients satisfied with the dentistry they have received	7	7	N/A	91.3%	92.7%	92.5%
% of Patients satisfied with the time they had to wait for an appointment	7	7	N/A	85.3%	87.4%	87.0%

* This is based on patients treated on this contract for their most recent course of treatment.

Figures in italics indicate the base number of FP17s or Patient Questionnaire responses are less than 100. N/A is shown where the base number of responses is less than 10 during the period. % is calculated as Quantity/Base number*100

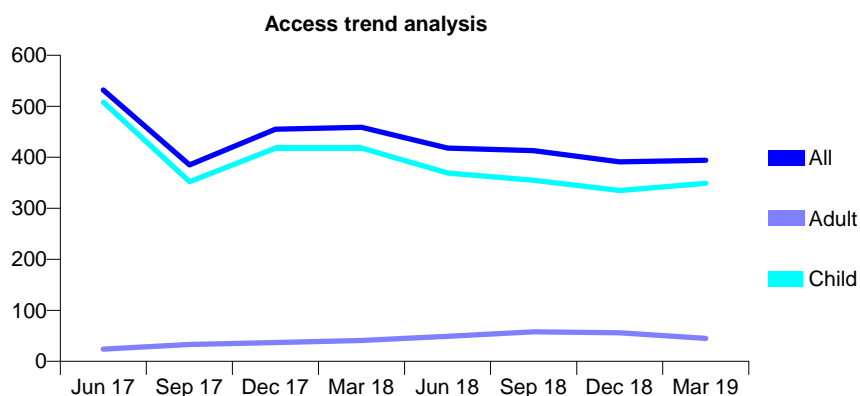
Q55 - Vital Signs At a Glance Contract Report for 561916/0002 - March 2019

Name or company name	MISS BM WILSON
Contract type name	GDS Contract
Purpose of contract	General
Contract start date	23/06/2013
Contract end date	

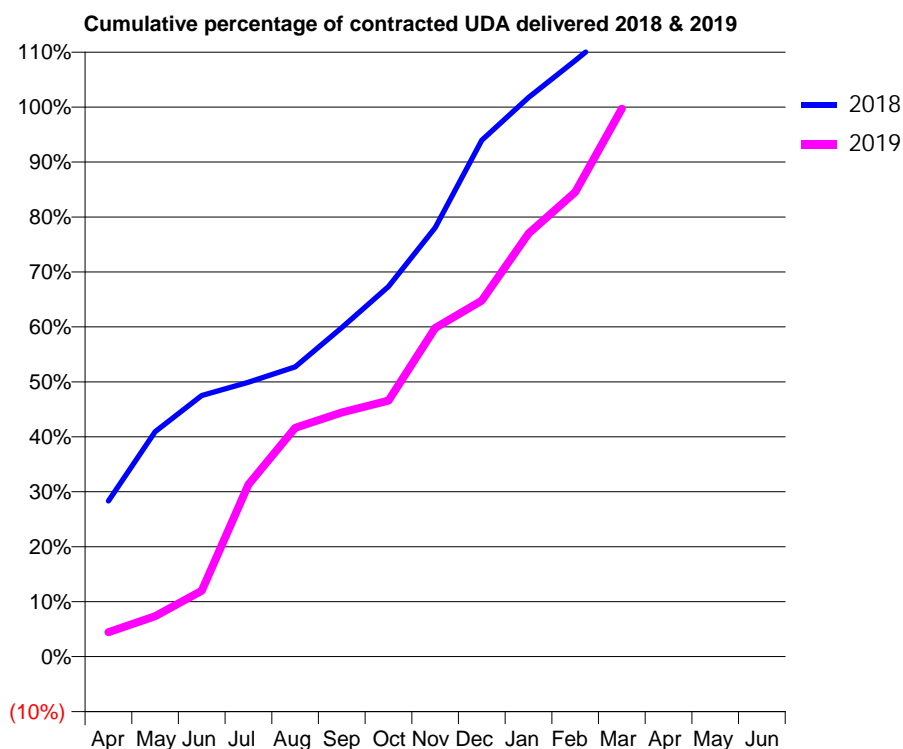
18/19 Contracted general activity (UDA)	787
Carry forward general activity (UDA)	-16
18/19 Contracted orthodontic activity (UOA)	0
Carry forward orthodontic activity (UOA)	0
Baseline contract value	£21,288.51

ACCESS*

Patients seen in 24 months	Total	Change since previous quarter
Quarter ending March 2018	459	
Quarter ending June 2018	418	↓
Quarter ending September 2018	413	↓
Quarter ending December 2018	391	↓
Quarter ending March 2019	394	→
Variance since March 2018	(14.2%)	↓



ACTIVITY



Month	Adjusted Scheduled Activity (UDA)	
	2018	2019
April	223	35
May	322	58
June	374	94
July	393	246
August	415	328
September	471	350
October	530	367
November	614	471
December	739	510
January	801	606
February	854	665
March	908	785
April	947	
May	947	
June	947	

QUALITY

	Quantity	Base Number	Contract	AT	Region	England
% of FP17s for the same patient ID Re-attending within 3 months - Children	29	576	5.0%	10.0%	11.5%	11.8%
% of FP17s for the same patient ID Re-attending within 3 months - Adults	0	0	N/A	14.2%	15.2%	15.7%
% of FP17s for the same patient ID Re-attending between 3 & 9 months - Children	219	576	38.0%	62.1%	60.2%	58.9%
% of FP17s for the same patient ID Re-attending between 3 & 9 months - Adults	0	0	N/A	54.9%	51.8%	50.8%
% of FP17s for Band 1 Urgent Courses	8	547	1.5%	6.9%	8.1%	9.1%
% of FP17s Relating to Free Repair or Replacements	0	547	0.0%	0.8%	0.8%	0.8%
% of FP17s Relating to Continuations	13	547	2.4%	1.1%	0.9%	0.9%
% of Patients satisfied with the dentistry they have received	0	0	N/A	91.3%	92.7%	92.5%
% of Patients satisfied with the time they had to wait for an appointment	0	0	N/A	85.3%	87.4%	87.0%

* This is based on patients treated on this contract for their most recent course of treatment. Figures in italics indicate the base number of FP17s or Patient Questionnaire responses are less than 100. N/A is shown where the base number of responses is less than 10 during the period. % is calculated as Quantity/Base number*100

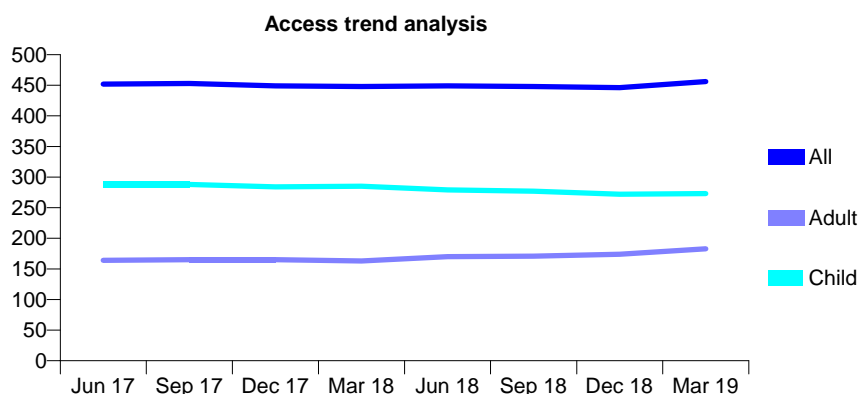
Q55 - Vital Signs At a Glance Contract Report for 571776/0001 - March 2019

Name or company name	Station Road Dental Care
Contract type name	GDS Contract
Purpose of contract	General
Contract start date	01/04/2006
Contract end date	

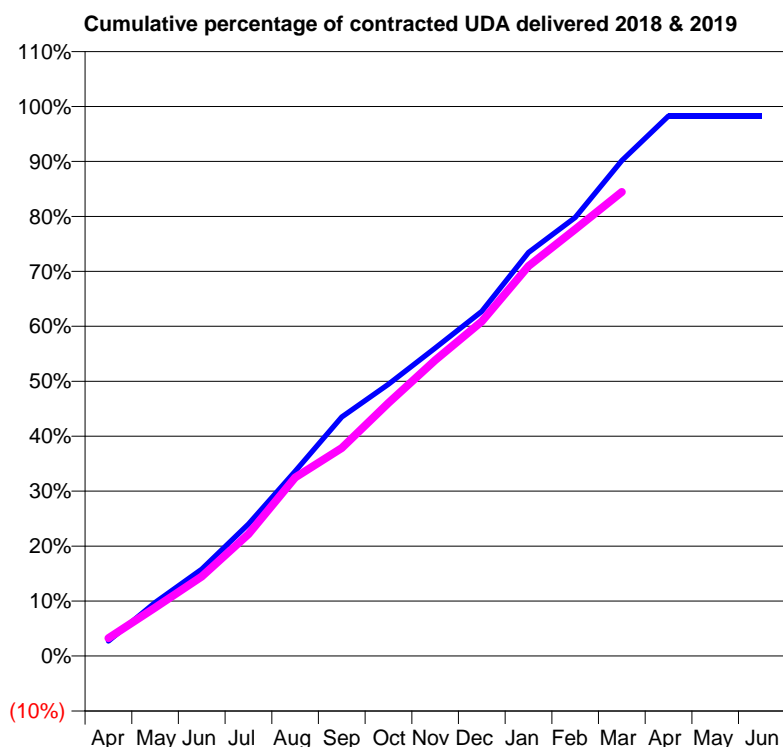
18/19 Contracted general activity (UDA)	1,024
Carry forward general activity (UDA)	18
18/19 Contracted orthodontic activity (UOA)	0
Carry forward orthodontic activity (UOA)	0
Baseline contract value	£23,019.76

ACCESS*

Patients seen in 24 months	Total	Change since previous quarter
Quarter ending March 2018	448	
Quarter ending June 2018	449	→
Quarter ending September 2018	448	→
Quarter ending December 2018	446	→
Quarter ending March 2019	456	↑
Variance since March 2018	1.8%	→



ACTIVITY



Month	Adjusted Scheduled Activity (UDA)	
	2018	2019
April	28	33
May	100	90
June	162	148
July	246	227
August	344	333
September	445	388
October	507	472
November	574	551
December	642	623
January	752	727
February	817	795
March	923	865
April	1,006	
May	1,006	
June	1,006	

QUALITY

	Quantity	Base Number	Contract	AT	Region	England
% of FP17s for the same patient ID Re-attending within 3 months - Children	26	489	5.3%	10.0%	11.5%	11.8%
% of FP17s for the same patient ID Re-attending within 3 months - Adults	11	210	5.2%	14.2%	15.2%	15.7%
% of FP17s for the same patient ID Re-attending between 3 & 9 months - Children	359	489	73.4%	62.1%	60.2%	58.9%
% of FP17s for the same patient ID Re-attending between 3 & 9 months - Adults	132	210	62.9%	54.9%	51.8%	50.8%
% of FP17s for Band 1 Urgent Courses	28	663	4.2%	6.9%	8.1%	9.1%
% of FP17s Relating to Free Repair or Replacements	0	663	0.0%	0.8%	0.8%	0.8%
% of FP17s Relating to Continuations	0	663	0.0%	1.1%	0.9%	0.9%
% of Patients satisfied with the dentistry they have received	0	0	N/A	91.3%	92.7%	92.5%
% of Patients satisfied with the time they had to wait for an appointment	0	0	N/A	85.3%	87.4%	87.0%

* This is based on patients treated on this contract for their most recent course of treatment. Figures in italics indicate the base number of FP17s or Patient Questionnaire responses are less than 100. N/A is shown where the base number of responses is less than 10 during the period. % is calculated as Quantity/Base number*100

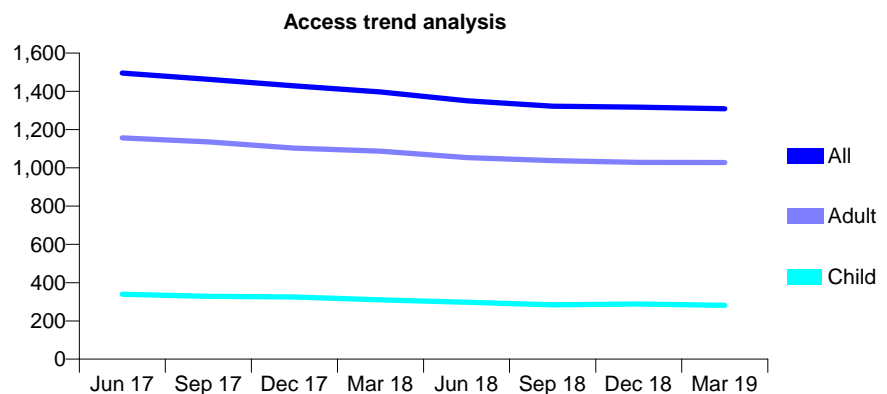
Q55 - Vital Signs At a Glance Contract Report for 572497/0001 - March 2019

Name or company name	MR CA TAVARES
Contract type name	GDS Contract
Purpose of contract	General
Contract start date	01/04/2006
Contract end date	

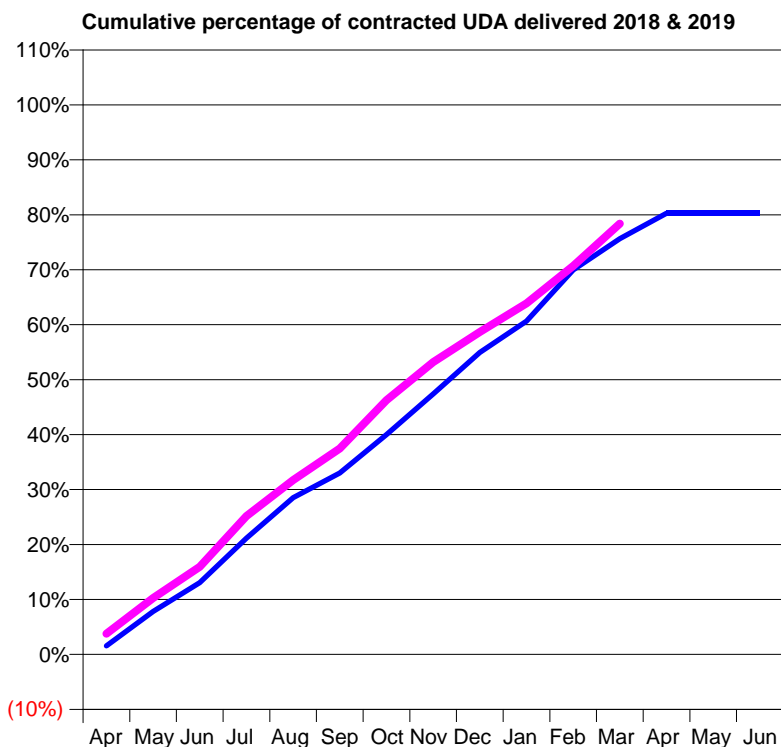
18/19 Contracted general activity (UDA)	4,705
Carry forward general activity (UDA)	0
18/19 Contracted orthodontic activity (UOA)	0
Carry forward orthodontic activity (UOA)	0
Baseline contract value	£105,844.15

ACCESS*

Patients seen in 24 months	Total	Change since previous quarter
Quarter ending March 2018	1,397	
Quarter ending June 2018	1,351	↓
Quarter ending September 2018	1,322	↓
Quarter ending December 2018	1,317	→
Quarter ending March 2019	1,309	→
Variance since March 2018	(6.3%)	↓



ACTIVITY



Month	Adjusted Scheduled Activity (UDA)	
	2018	2019
April	74	178
May	368	484
June	615	751
July	995	1,185
August	1,343	1,492
September	1,553	1,764
October	1,883	2,176
November	2,231	2,502
December	2,586	2,761
January	2,854	3,006
February	3,292	3,327
March	3,559	3,689
April	3,778	
May	3,778	
June	3,778	

QUALITY

	Quantity	Base Number	Contract	AT	Region	England
% of FP17s for the same patient ID Re-attending within 3 months - Children	19	495	3.8%	10.0%	11.5%	11.8%
% of FP17s for the same patient ID Re-attending within 3 months - Adults	189	1,756	10.8%	14.2%	15.2%	15.7%
% of FP17s for the same patient ID Re-attending between 3 & 9 months - Children	355	495	71.7%	62.1%	60.2%	58.9%
% of FP17s for the same patient ID Re-attending between 3 & 9 months - Adults	1,282	1,756	73.0%	54.9%	51.8%	50.8%
% of FP17s for Band 1 Urgent Courses	109	2,139	5.1%	6.9%	8.1%	9.1%
% of FP17s Relating to Free Repair or Replacements	10	2,139	0.5%	0.8%	0.8%	0.8%
% of FP17s Relating to Continuations	14	2,139	0.7%	1.1%	0.9%	0.9%
% of Patients satisfied with the dentistry they have received	1	1	N/A	91.3%	92.7%	92.5%
% of Patients satisfied with the time they had to wait for an appointment	1	1	N/A	85.3%	87.4%	87.0%

* This is based on patients treated on this contract for their most recent course of treatment. Figures in italics indicate the base number of FP17s or Patient Questionnaire responses are less than 100. N/A is shown where the base number of responses is less than 10 during the period. % is calculated as Quantity/Base number*100

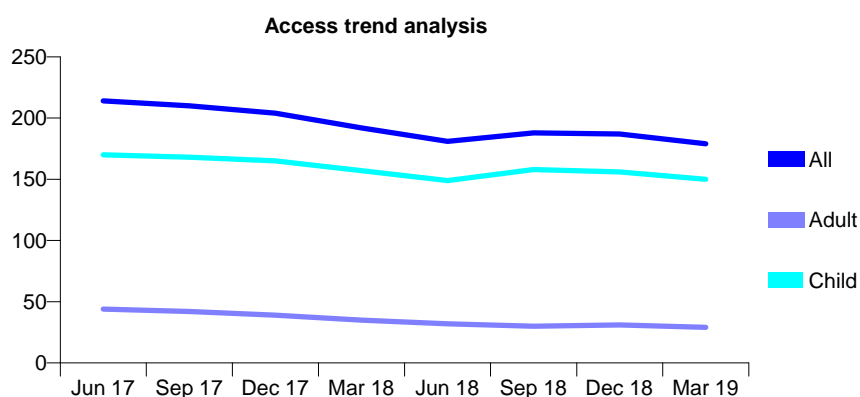
Q55 - Vital Signs At a Glance Contract Report for 572985/0001 - March 2019

Name or company name	MR C STEAD
Contract type name	GDS Contract
Purpose of contract	General
Contract start date	01/04/2006
Contract end date	

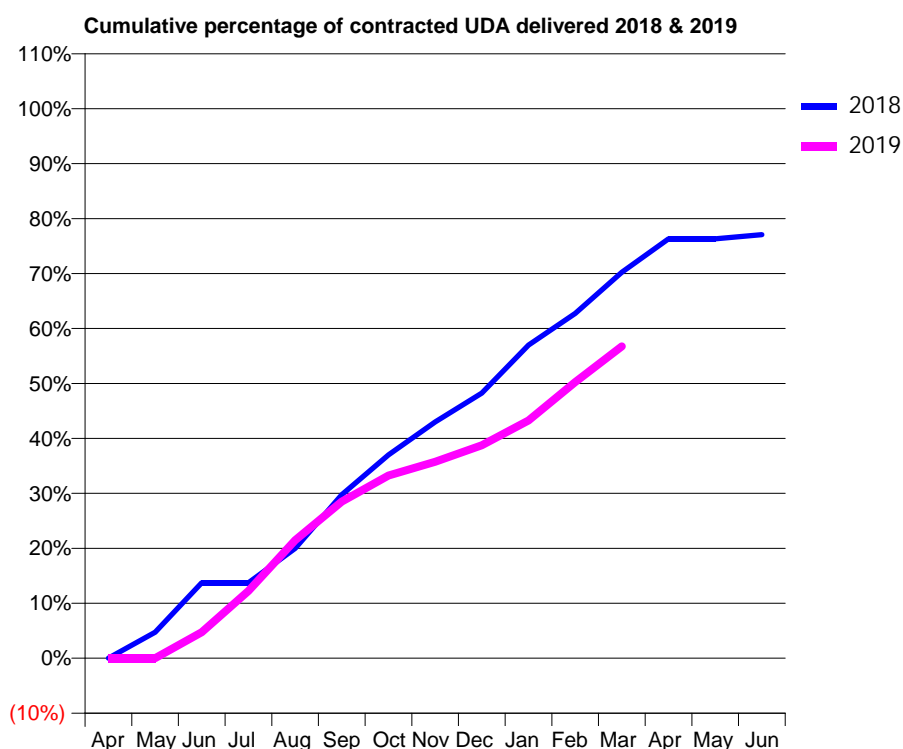
18/19 Contracted general activity (UDA)	400
Carry forward general activity (UDA)	0
18/19 Contracted orthodontic activity (UOA)	0
Carry forward orthodontic activity (UOA)	0
Baseline contract value	£9,990.22

ACCESS*

Patients seen in 24 months	Total	Change since previous quarter
Quarter ending March 2018	192	
Quarter ending June 2018	181	↓
Quarter ending September 2018	188	↑
Quarter ending December 2018	187	→
Quarter ending March 2019	179	↓
Variance since March 2018	(6.8%)	↓



ACTIVITY



Month	Adjusted Scheduled Activity (UDA)	
	2018	2019
April	0	0
May	19	0
June	55	19
July	55	49
August	80	86
September	119	114
October	148	133
November	172	143
December	193	155
January	228	173
February	251	201
March	281	227
April	305	
May	305	
June	308	

QUALITY

	Quantity	Base Number	Contract	AT	Region	England
% of FP17s for the same patient ID Re-attending within 3 months - Children	12	227	5.3%	10.0%	11.5%	11.8%
% of FP17s for the same patient ID Re-attending within 3 months - Adults	0	13	0.0%	14.2%	15.2%	15.7%
% of FP17s for the same patient ID Re-attending between 3 & 9 months - Children	148	227	65.2%	62.1%	60.2%	58.9%
% of FP17s for the same patient ID Re-attending between 3 & 9 months - Adults	3	13	23.1%	54.9%	51.8%	50.8%
% of FP17s for Band 1 Urgent Courses	0	215	0.0%	6.9%	8.1%	9.1%
% of FP17s Relating to Free Repair or Replacements	0	215	0.0%	0.8%	0.8%	0.8%
% of FP17s Relating to Continuations	0	215	0.0%	1.1%	0.9%	0.9%
% of Patients satisfied with the dentistry they have received	0	0	N/A	91.3%	92.7%	92.5%
% of Patients satisfied with the time they had to wait for an appointment	0	0	N/A	85.3%	87.4%	87.0%

* This is based on patients treated on this contract for their most recent course of treatment.

Figures in italics indicate the base number of FP17s or Patient Questionnaire responses are less than 100. N/A is shown where the base number of responses is less than 10 during the period. % is calculated as Quantity/Base number*100

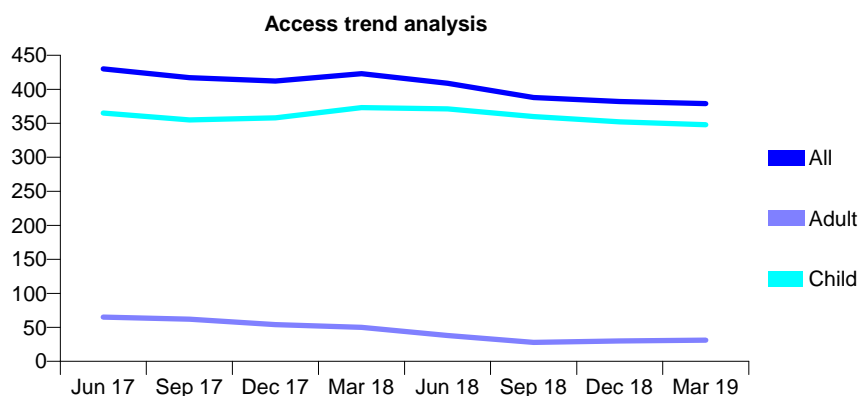
Q55 - Vital Signs At a Glance Contract Report for 574813/0001 - March 2019

Name or company name	MR BB SNAPE
Contract type name	GDS Contract
Purpose of contract	General
Contract start date	01/04/2006
Contract end date	

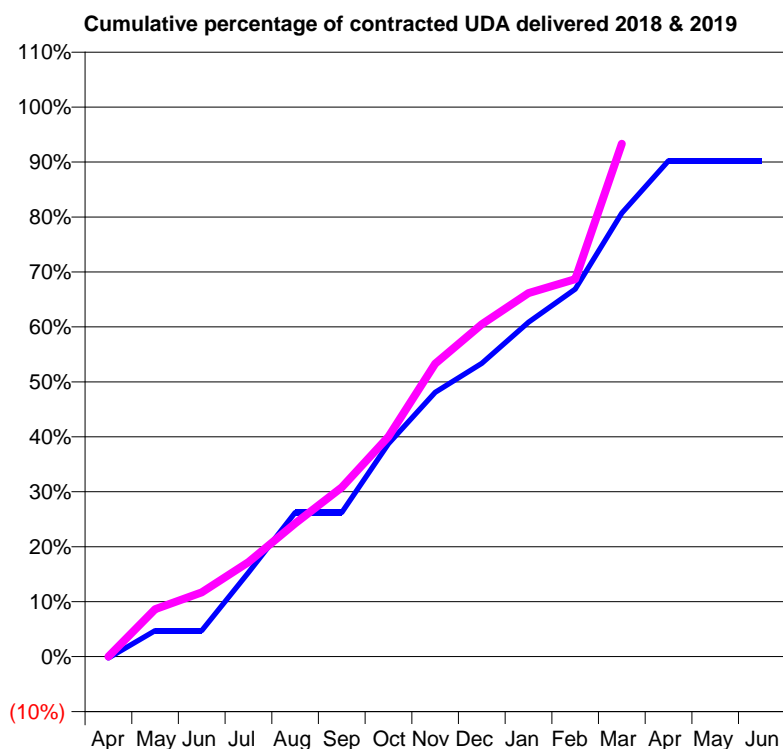
18/19 Contracted general activity (UDA)	780
Carry forward general activity (UDA)	0
18/19 Contracted orthodontic activity (UOA)	0
Carry forward orthodontic activity (UOA)	0
Baseline contract value	£16,037.78

ACCESS*

Patients seen in 24 months	Total	Change since previous quarter
Quarter ending March 2018	423	
Quarter ending June 2018	409	↓
Quarter ending September 2018	388	↓
Quarter ending December 2018	382	↓
Quarter ending March 2019	379	→
Variance since March 2018	(10.4%)	↓



ACTIVITY



Month	Adjusted Scheduled Activity (UDA)	
	2018	2019
April	-2	0
May	37	67
June	37	91
July	119	134
August	205	189
September	205	240
October	302	312
November	375	416
December	416	472
January	475	516
February	522	536
March	630	728
April	704	
May	704	
June	704	

QUALITY

	Quantity	Base Number	Contract	AT	Region	England
% of FP17s for the same patient ID Re-attending within 3 months - Children	17	576	3.0%	10.0%	11.5%	11.8%
% of FP17s for the same patient ID Re-attending within 3 months - Adults	0	0	N/A	14.2%	15.2%	15.7%
% of FP17s for the same patient ID Re-attending between 3 & 9 months - Children	440	576	76.4%	62.1%	60.2%	58.9%
% of FP17s for the same patient ID Re-attending between 3 & 9 months - Adults	0	0	N/A	54.9%	51.8%	50.8%
% of FP17s for Band 1 Urgent Courses	4	525	0.8%	6.9%	8.1%	9.1%
% of FP17s Relating to Free Repair or Replacements	0	525	0.0%	0.8%	0.8%	0.8%
% of FP17s Relating to Continuations	1	525	0.2%	1.1%	0.9%	0.9%
% of Patients satisfied with the dentistry they have received	0	0	N/A	91.3%	92.7%	92.5%
% of Patients satisfied with the time they had to wait for an appointment	0	0	N/A	85.3%	87.4%	87.0%

* This is based on patients treated on this contract for their most recent course of treatment. Figures in italics indicate the base number of FP17s or Patient Questionnaire responses are less than 100. N/A is shown where the base number of responses is less than 10 during the period. % is calculated as Quantity/Base number*100

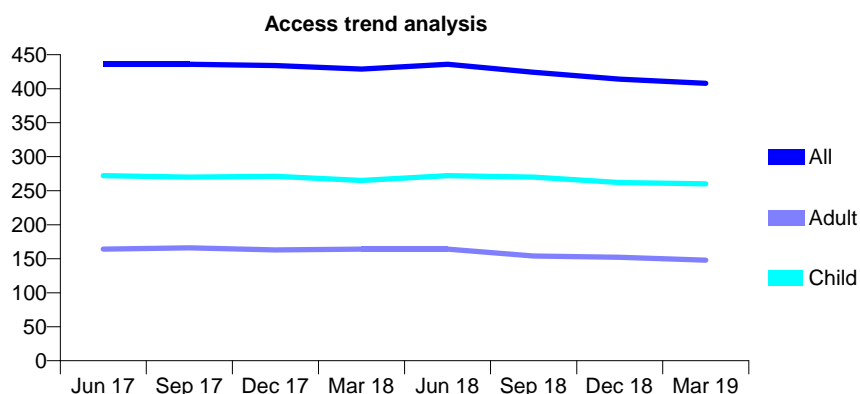
Q55 - Vital Signs At a Glance Contract Report for 575275/0001 - March 2019

Name or company name	Whitaker Dental Practice Partnership
Contract type name	GDS Contract
Purpose of contract	General
Contract start date	01/04/2006
Contract end date	

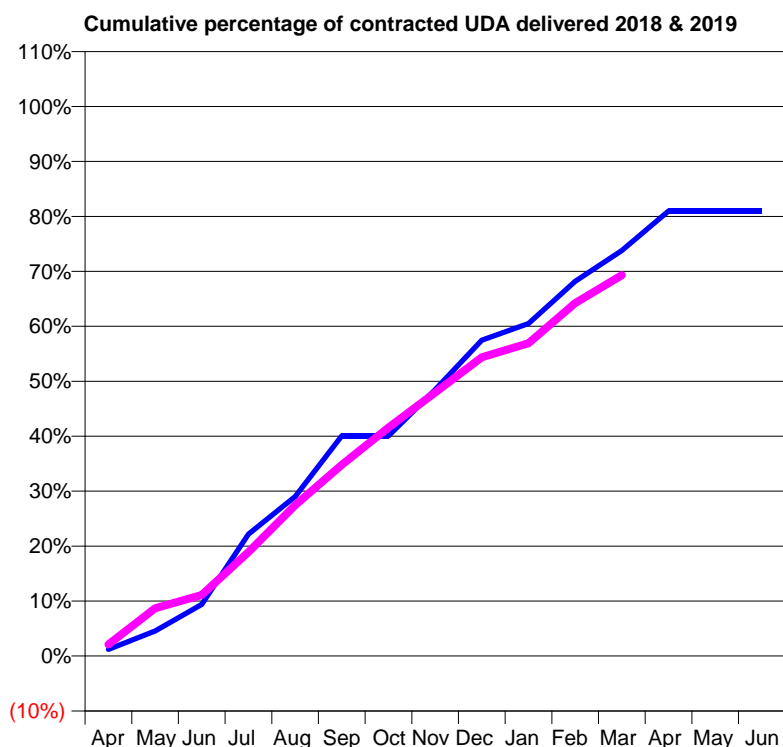
18/19 Contracted general activity (UDA)	988
Carry forward general activity (UDA)	0
18/19 Contracted orthodontic activity (UOA)	0
Carry forward orthodontic activity (UOA)	0
Baseline contract value	£20,385.37

ACCESS*

Patients seen in 24 months	Total	Change since previous quarter
Quarter ending March 2018	429	
Quarter ending June 2018	436	→
Quarter ending September 2018	424	↓
Quarter ending December 2018	414	↓
Quarter ending March 2019	408	↓
Variance since March 2018	(4.9%)	↓



ACTIVITY



Month	Adjusted Scheduled Activity (UDA)	
	2018	2019
April	12	21
May	45	86
June	93	110
July	219	187
August	287	271
September	396	344
October	396	411
November	479	474
December	568	537
January	598	562
February	674	635
March	729	685
April	800	
May	800	
June	800	

QUALITY

	Quantity	Base Number	Contract	AT	Region	England
% of FP17s for the same patient ID Re-attending within 3 months - Children	26	410	6.3%	10.0%	11.5%	11.8%
% of FP17s for the same patient ID Re-attending within 3 months - Adults	13	184	7.1%	14.2%	15.2%	15.7%
% of FP17s for the same patient ID Re-attending between 3 & 9 months - Children	274	410	66.8%	62.1%	60.2%	58.9%
% of FP17s for the same patient ID Re-attending between 3 & 9 months - Adults	119	184	64.7%	54.9%	51.8%	50.8%
% of FP17s for Band 1 Urgent Courses	8	529	1.5%	6.9%	8.1%	9.1%
% of FP17s Relating to Free Repair or Replacements	1	529	0.2%	0.8%	0.8%	0.8%
% of FP17s Relating to Continuations	0	529	0.0%	1.1%	0.9%	0.9%
% of Patients satisfied with the dentistry they have received	0	0	N/A	91.3%	92.7%	92.5%
% of Patients satisfied with the time they had to wait for an appointment	0	0	N/A	85.3%	87.4%	87.0%

* This is based on patients treated on this contract for their most recent course of treatment. Figures in italics indicate the base number of FP17s or Patient Questionnaire responses are less than 100. N/A is shown where the base number of responses is less than 10 during the period. % is calculated as Quantity/Base number*100

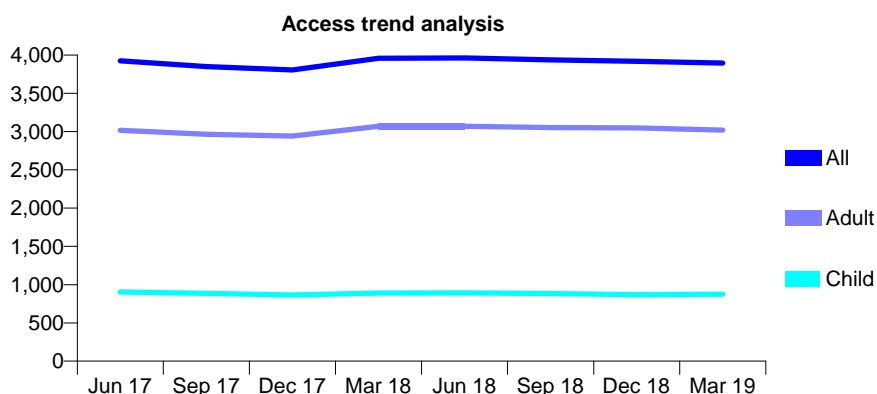
Q55 - Vital Signs At a Glance Contract Report for 576050/0002 - March 2019

Name or company name	MR AJ STOGGALL
Contract type name	GDS Contract
Purpose of contract	General
Contract start date	01/04/2006
Contract end date	

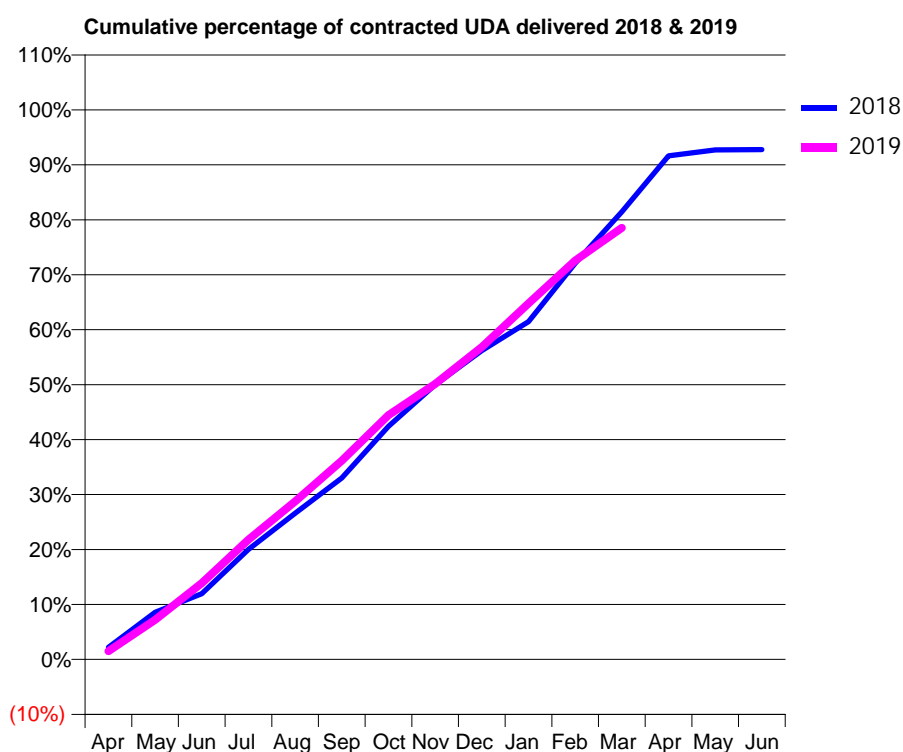
18/19 Contracted general activity (UDA)	13,035
Carry forward general activity (UDA)	0
18/19 Contracted orthodontic activity (UOA)	0
Carry forward orthodontic activity (UOA)	0
Baseline contract value	£353,574.66

ACCESS*

Patients seen in 24 months	Total	Change since previous quarter
Quarter ending March 2018	3,959	
Quarter ending June 2018	3,963	→
Quarter ending September 2018	3,937	→
Quarter ending December 2018	3,919	→
Quarter ending March 2019	3,895	→
Variance since March 2018	(1.6%)	↓



ACTIVITY



Month	Adjusted Scheduled Activity (UDA)	
	2018	2019
April	287	199
May	1,118	941
June	1,558	1,811
July	2,610	2,842
August	3,468	3,751
September	4,302	4,711
October	5,532	5,796
November	6,514	6,536
December	7,325	7,409
January	8,010	8,443
February	9,396	9,463
March	10,615	10,237
April	11,941	
May	12,086	
June	12,092	

QUALITY

	Quantity	Base Number	Contract	AT	Region	England
% of FP17s for the same patient ID Re-attending within 3 months - Children	96	1,229	7.8%	10.0%	11.5%	11.8%
% of FP17s for the same patient ID Re-attending within 3 months - Adults	854	4,784	17.9%	14.2%	15.2%	15.7%
% of FP17s for the same patient ID Re-attending between 3 & 9 months - Children	711	1,229	57.9%	62.1%	60.2%	58.9%
% of FP17s for the same patient ID Re-attending between 3 & 9 months - Adults	2,672	4,784	55.9%	54.9%	51.8%	50.8%
% of FP17s for Band 1 Urgent Courses	453	5,498	8.2%	6.9%	8.1%	9.1%
% of FP17s Relating to Free Repair or Replacements	78	5,498	1.4%	0.8%	0.8%	0.8%
% of FP17s Relating to Continuations	171	5,498	3.1%	1.1%	0.9%	0.9%
% of Patients satisfied with the dentistry they have received	2	2	N/A	91.3%	92.7%	92.5%
% of Patients satisfied with the time they had to wait for an appointment	2	2	N/A	85.3%	87.4%	87.0%

* This is based on patients treated on this contract for their most recent course of treatment. Figures in italics indicate the base number of FP17s or Patient Questionnaire responses are less than 100. N/A is shown where the base number of responses is less than 10 during the period. % is calculated as Quantity/Base number*100

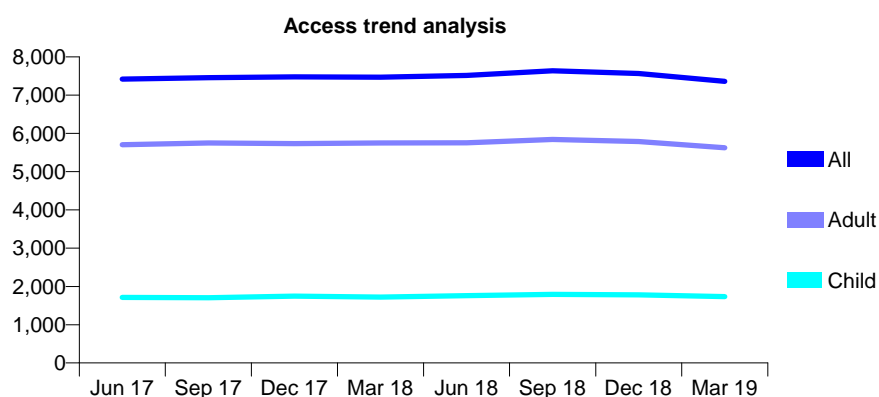
Q55 - Vital Signs At a Glance Contract Report for 577421/0001 - March 2019

Name or company name	MISS AC PETERSON
Contract type name	GDS Contract
Purpose of contract	General
Contract start date	01/04/2006
Contract end date	

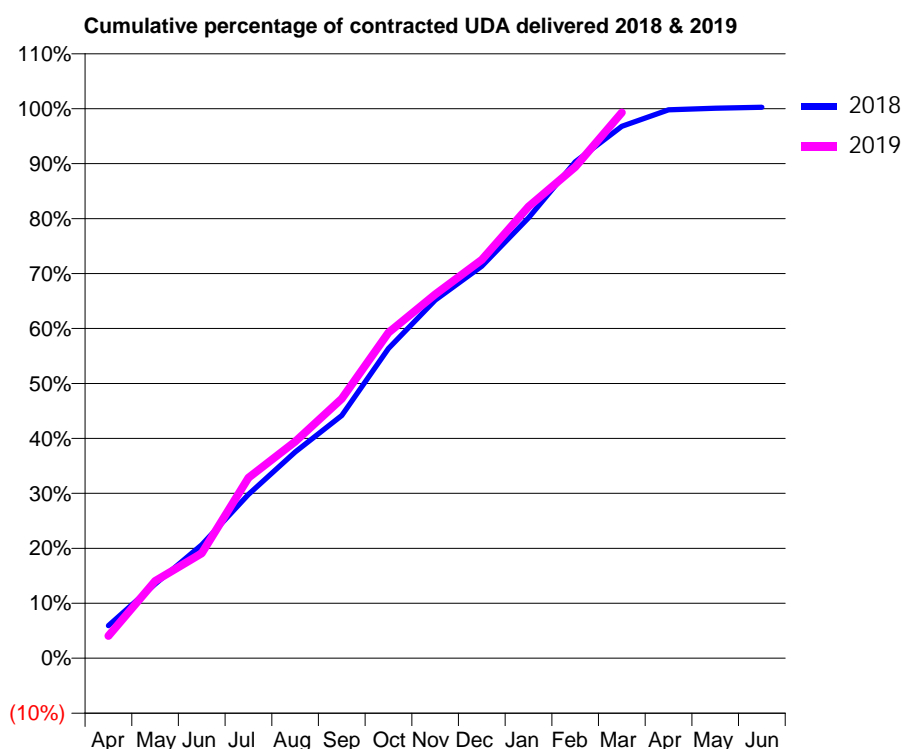
18/19 Contracted general activity (UDA)	18,015
Carry forward general activity (UDA)	-40
18/19 Contracted orthodontic activity (UOA)	0
Carry forward orthodontic activity (UOA)	0
Baseline contract value	£507,497.04

ACCESS*

Patients seen in 24 months	Total	Change since previous quarter
Quarter ending March 2018	7,469	
Quarter ending June 2018	7,512	→
Quarter ending September 2018	7,637	→
Quarter ending December 2018	7,566	→
Quarter ending March 2019	7,360	↓
Variance since March 2018	(1.5%)	↓



ACTIVITY



Month	2018	2019
April	922	733
May	2,094	2,532
June	3,202	3,439
July	4,624	5,915
August	5,821	7,102
September	6,854	8,507
October	8,744	10,671
November	10,111	11,927
December	11,066	13,059
January	12,435	14,804
February	14,014	16,102
March	15,019	17,886
April	15,482	
May	15,530	
June	15,555	

QUALITY

	Quantity	Base Number	Contract	AT	Region	England
% of FP17s for the same patient ID Re-attending within 3 months - Children	176	2,627	6.7%	10.0%	11.5%	11.8%
% of FP17s for the same patient ID Re-attending within 3 months - Adults	996	8,139	12.2%	14.2%	15.2%	15.7%
% of FP17s for the same patient ID Re-attending between 3 & 9 months - Children	1,606	2,627	61.1%	62.1%	60.2%	58.9%
% of FP17s for the same patient ID Re-attending between 3 & 9 months - Adults	4,611	8,139	56.7%	54.9%	51.8%	50.8%
% of FP17s for Band 1 Urgent Courses	375	9,120	4.1%	6.9%	8.1%	9.1%
% of FP17s Relating to Free Repair or Replacements	111	9,120	1.2%	0.8%	0.8%	0.8%
% of FP17s Relating to Continuations	198	9,120	2.2%	1.1%	0.9%	0.9%
% of Patients satisfied with the dentistry they have received	8	9	N/A	91.3%	92.7%	92.5%
% of Patients satisfied with the time they had to wait for an appointment	7	9	N/A	85.3%	87.4%	87.0%

* This is based on patients treated on this contract for their most recent course of treatment.

Figures in italics indicate the base number of FP17s or Patient Questionnaire responses are less than 100. N/A is shown where the base number of responses is less than 10 during the period. % is calculated as Quantity/Base number*100

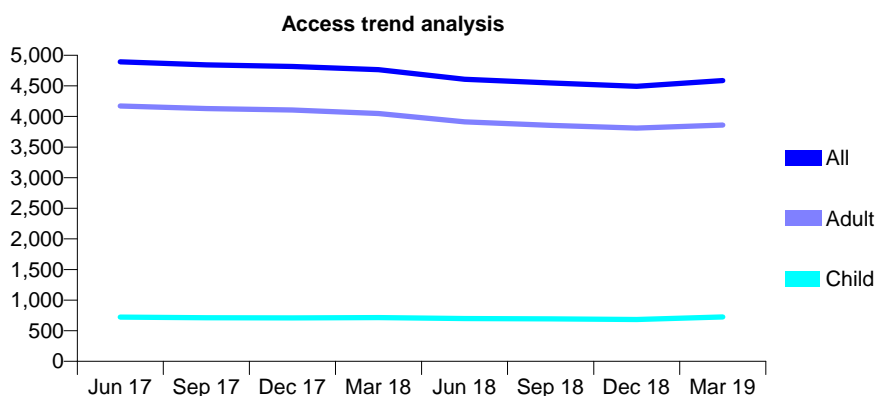
Q55 - Vital Signs At a Glance Contract Report for 612715/0001 - March 2019

Name or company name	Ward and Allison Dental Practice
Contract type name	GDS Contract
Purpose of contract	General
Contract start date	01/02/2010
Contract end date	

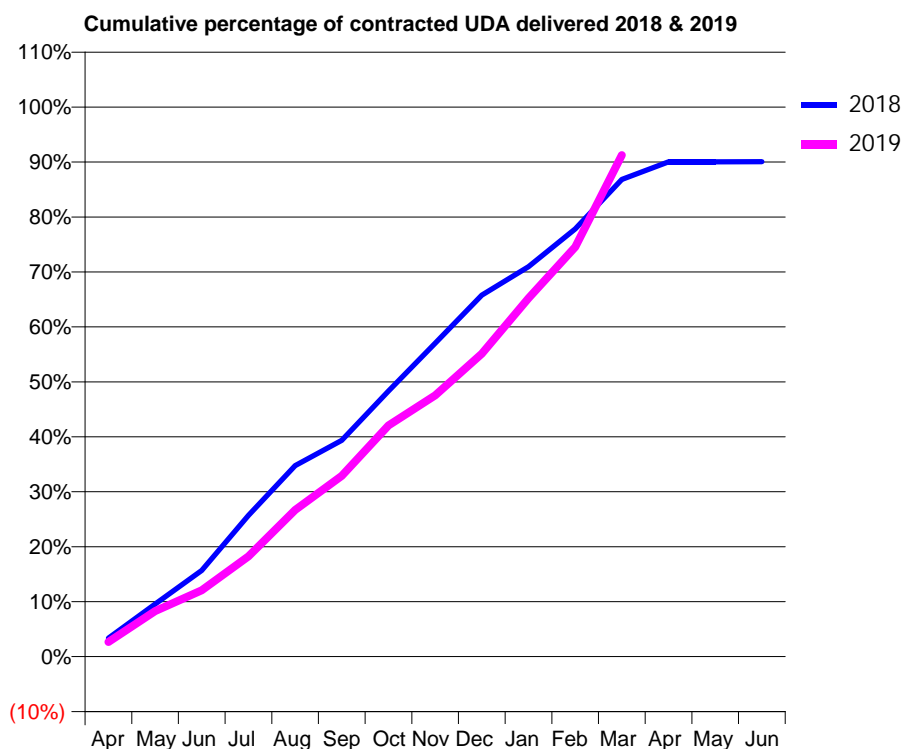
18/19 Contracted general activity (UDA)	13,207
Carry forward general activity (UDA)	0
18/19 Contracted orthodontic activity (UOA)	0
Carry forward orthodontic activity (UOA)	0
Baseline contract value	£276,056.61

ACCESS*

Patients seen in 24 months	Total	Change since previous quarter
Quarter ending March 2018	4,765	
Quarter ending June 2018	4,610	↓
Quarter ending September 2018	4,549	↓
Quarter ending December 2018	4,494	↓
Quarter ending March 2019	4,587	↑
Variance since March 2018	(3.7%)	↓



ACTIVITY



Month	Adjusted Scheduled Activity (UDA)	
	2018	2019
April	443	353
May	1,265	1,095
June	2,073	1,595
July	3,397	2,410
August	4,591	3,524
September	5,198	4,343
October	6,382	5,557
November	7,532	6,280
December	8,686	7,279
January	9,369	8,614
February	10,279	9,843
March	11,468	12,051
April	11,888	
May	11,893	
June	11,894	

QUALITY

	Quantity	Base Number	Contract	AT	Region	England
% of FP17s for the same patient ID Re-attending within 3 months - Children	26	1,009	2.6%	10.0%	11.5%	11.8%
% of FP17s for the same patient ID Re-attending within 3 months - Adults	546	5,110	10.7%	14.2%	15.2%	15.7%
% of FP17s for the same patient ID Re-attending between 3 & 9 months - Children	490	1,009	48.6%	62.1%	60.2%	58.9%
% of FP17s for the same patient ID Re-attending between 3 & 9 months - Adults	2,436	5,110	47.7%	54.9%	51.8%	50.8%
% of FP17s for Band 1 Urgent Courses	255	5,895	4.3%	6.9%	8.1%	9.1%
% of FP17s Relating to Free Repair or Replacements	29	5,895	0.5%	0.8%	0.8%	0.8%
% of FP17s Relating to Continuations	41	5,895	0.7%	1.1%	0.9%	0.9%
% of Patients satisfied with the dentistry they have received	5	5	N/A	91.3%	92.7%	92.5%
% of Patients satisfied with the time they had to wait for an appointment	3	5	N/A	85.3%	87.4%	87.0%

* This is based on patients treated on this contract for their most recent course of treatment. Figures in italics indicate the base number of FP17s or Patient Questionnaire responses are less than 100. N/A is shown where the base number of responses is less than 10 during the period. % is calculated as Quantity/Base number*100

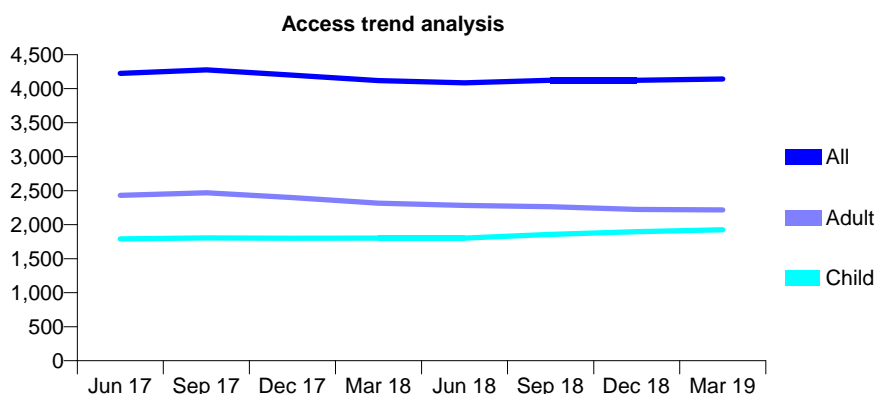
Q55 - Vital Signs At a Glance Contract Report for 651281/0001 - March 2019

Name or company name	MR GC SAVVA
Contract type name	GDS Contract
Purpose of contract	General
Contract start date	01/04/2006
Contract end date	

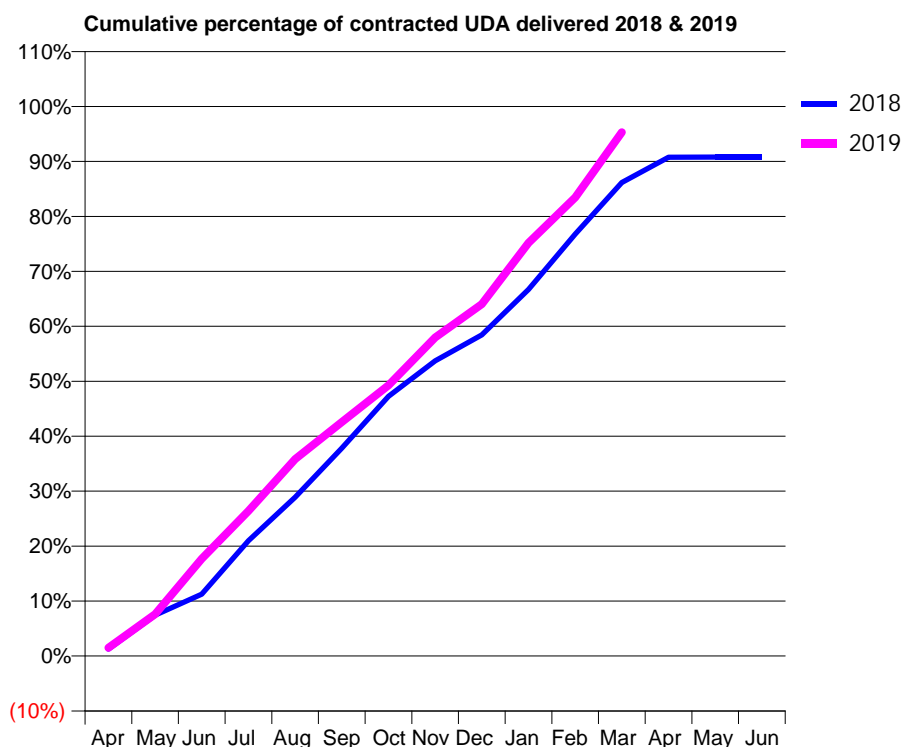
18/19 Contracted general activity (UDA)	9,250
Carry forward general activity (UDA)	0
18/19 Contracted orthodontic activity (UOA)	0
Carry forward orthodontic activity (UOA)	0
Baseline contract value	£234,698.44

ACCESS*

Patients seen in 24 months	Total	Change since previous quarter
Quarter ending March 2018	4,118	
Quarter ending June 2018	4,086	→
Quarter ending September 2018	4,123	→
Quarter ending December 2018	4,122	→
Quarter ending March 2019	4,143	→
Variance since March 2018	0.6%	→



ACTIVITY



Month	Adjusted Scheduled Activity (UDA)	
	2018	2019
April	128	138
May	744	704
June	1,124	1,636
July	2,098	2,441
August	2,891	3,314
September	3,781	3,939
October	4,725	4,557
November	5,371	5,362
December	5,842	5,922
January	6,670	6,955
February	7,680	7,719
March	8,615	8,816
April	9,074	
May	9,080	
June	9,080	

QUALITY

	Quantity	Base Number	Contract	AT	Region	England
% of FP17s for the same patient ID Re-attending within 3 months - Children	254	3,152	8.1%	10.0%	11.5%	11.8%
% of FP17s for the same patient ID Re-attending within 3 months - Adults	507	3,368	15.1%	14.2%	15.2%	15.7%
% of FP17s for the same patient ID Re-attending between 3 & 9 months - Children	2,040	3,152	64.7%	62.1%	60.2%	58.9%
% of FP17s for the same patient ID Re-attending between 3 & 9 months - Adults	2,172	3,368	64.5%	54.9%	51.8%	50.8%
% of FP17s for Band 1 Urgent Courses	383	5,617	6.8%	6.9%	8.1%	9.1%
% of FP17s Relating to Free Repair or Replacements	23	5,617	0.4%	0.8%	0.8%	0.8%
% of FP17s Relating to Continuations	14	5,617	0.2%	1.1%	0.9%	0.9%
% of Patients satisfied with the dentistry they have received	3	3	N/A	91.3%	92.7%	92.5%
% of Patients satisfied with the time they had to wait for an appointment	2	3	N/A	85.3%	87.4%	87.0%

* This is based on patients treated on this contract for their most recent course of treatment. Figures in italics indicate the base number of FP17s or Patient Questionnaire responses are less than 100. N/A is shown where the base number of responses is less than 10 during the period. % is calculated as Quantity/Base number*100

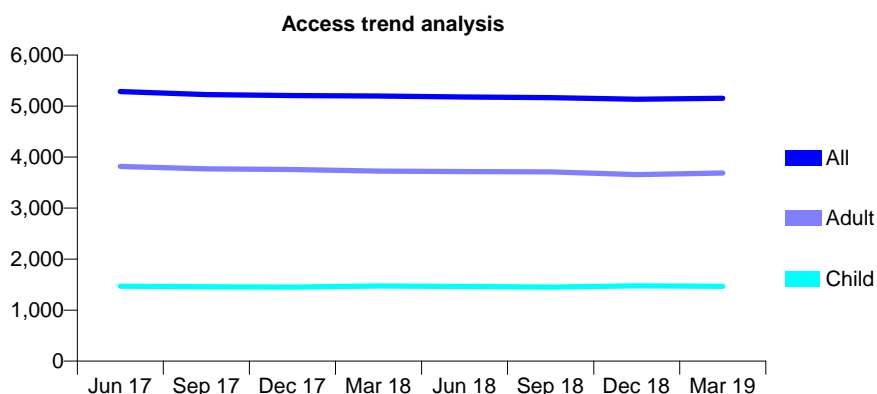
Q55 - Vital Signs At a Glance Contract Report for 653861/0001 - March 2019

Name or company name	MR AF CHALMERS
Contract type name	GDS Contract
Purpose of contract	General and Orthodontic
Contract start date	01/04/2006
Contract end date	

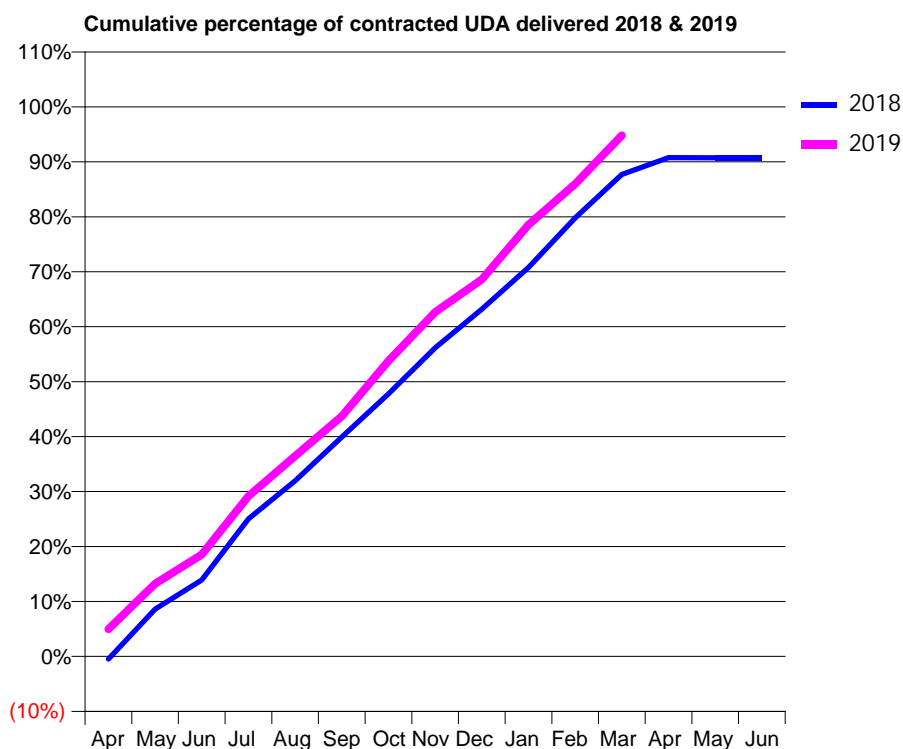
18/19 Contracted general activity (UDA)	14,500
Carry forward general activity (UDA)	0
18/19 Contracted orthodontic activity (UOA)	590
Carry forward orthodontic activity (UOA)	0
Baseline contract value	£438,180.50

ACCESS*

Patients seen in 24 months	Total	Change since previous quarter
Quarter ending March 2018	5,196	
Quarter ending June 2018	5,179	→
Quarter ending September 2018	5,164	→
Quarter ending December 2018	5,133	→
Quarter ending March 2019	5,154	→
Variance since March 2018	(0.8%)	→



ACTIVITY



Month	Adjusted Scheduled Activity (UDA)	
	2018	2019
April	-77	720
May	1,332	1,919
June	2,158	2,692
July	3,881	4,227
August	4,954	5,290
September	6,187	6,334
October	7,404	7,796
November	8,704	9,089
December	9,794	9,947
January	10,971	11,391
February	12,369	12,469
March	13,594	13,746
April	14,067	
May	14,062	
June	14,063	

QUALITY

	Quantity	Base Number	Contract	AT	Region	England
% of FP17s for the same patient ID Re-attending within 3 months - Children	283	2,768	10.2%	10.0%	11.5%	11.8%
% of FP17s for the same patient ID Re-attending within 3 months - Adults	843	6,074	13.9%	14.2%	15.2%	15.7%
% of FP17s for the same patient ID Re-attending between 3 & 9 months - Children	2,073	2,768	74.9%	62.1%	60.2%	58.9%
% of FP17s for the same patient ID Re-attending between 3 & 9 months - Adults	4,138	6,074	68.1%	54.9%	51.8%	50.8%
% of FP17s for Band 1 Urgent Courses	575	8,467	6.8%	6.9%	8.1%	9.1%
% of FP17s Relating to Free Repair or Replacements	40	8,467	0.5%	0.8%	0.8%	0.8%
% of FP17s Relating to Continuations	19	8,467	0.2%	1.1%	0.9%	0.9%
% of Patients satisfied with the dentistry they have received	3	3	N/A	91.3%	92.7%	92.5%
% of Patients satisfied with the time they had to wait for an appointment	3	3	N/A	85.3%	87.4%	87.0%

* This is based on patients treated on this contract for their most recent course of treatment.

Figures in italics indicate the base number of FP17s or Patient Questionnaire responses are less than 100. N/A is shown where the base number of responses is less than 10 during the period. % is calculated as Quantity/Base number*100

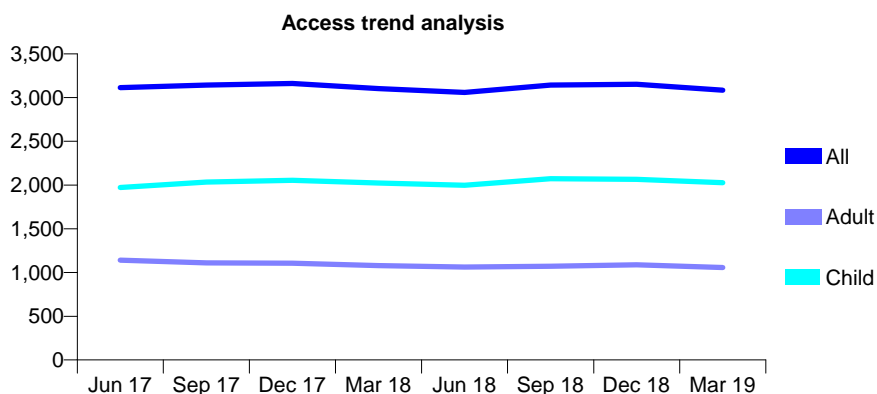
Q55 - Vital Signs At a Glance Contract Report for 673838/0001 - March 2019

Name or company name	MR JF HUME-SPRY
Contract type name	GDS Contract
Purpose of contract	General
Contract start date	01/04/2006
Contract end date	

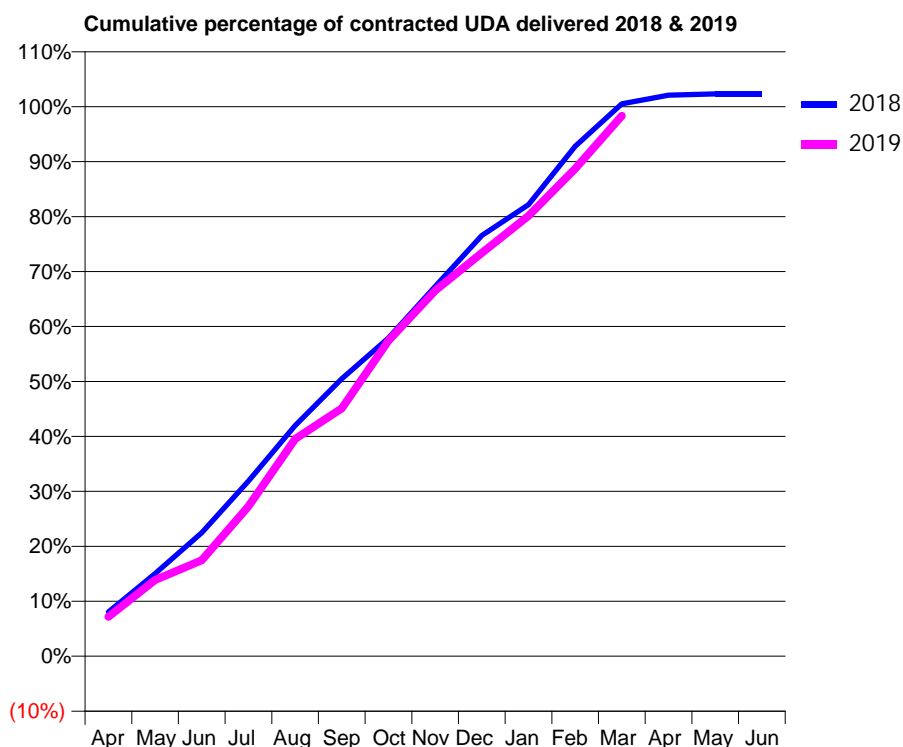
18/19 Contracted general activity (UDA)	7,875
Carry forward general activity (UDA)	0
18/19 Contracted orthodontic activity (UOA)	0
Carry forward orthodontic activity (UOA)	0
Baseline contract value	£184,569.93

ACCESS*

Patients seen in 24 months	Total	Change since previous quarter
Quarter ending March 2018	3,102	
Quarter ending June 2018	3,059	↓
Quarter ending September 2018	3,144	↑
Quarter ending December 2018	3,153	→
Quarter ending March 2019	3,084	↓
Variance since March 2018	(0.6%)	→



ACTIVITY



Month	Adjusted Scheduled Activity (UDA)	
	2018	2019
April	635	565
May	1,185	1,094
June	1,770	1,375
July	2,510	2,148
August	3,304	3,114
September	3,976	3,552
October	4,561	4,523
November	5,297	5,238
December	6,029	5,778
January	6,472	6,311
February	7,307	6,987
March	7,915	7,743
April	8,038	
May	8,057	
June	8,057	

QUALITY

	Quantity	Base Number	Contract	AT	Region	England
% of FP17s for the same patient ID Re-attending within 3 months - Children	256	3,502	7.3%	10.0%	11.5%	11.8%
% of FP17s for the same patient ID Re-attending within 3 months - Adults	223	1,481	15.1%	14.2%	15.2%	15.7%
% of FP17s for the same patient ID Re-attending between 3 & 9 months - Children	2,470	3,502	70.5%	62.1%	60.2%	58.9%
% of FP17s for the same patient ID Re-attending between 3 & 9 months - Adults	965	1,481	65.2%	54.9%	51.8%	50.8%
% of FP17s for Band 1 Urgent Courses	99	4,852	2.0%	6.9%	8.1%	9.1%
% of FP17s Relating to Free Repair or Replacements	13	4,852	0.3%	0.8%	0.8%	0.8%
% of FP17s Relating to Continuations	83	4,852	1.7%	1.1%	0.9%	0.9%
% of Patients satisfied with the dentistry they have received	0	0	N/A	91.3%	92.7%	92.5%
% of Patients satisfied with the time they had to wait for an appointment	0	0	N/A	85.3%	87.4%	87.0%

* This is based on patients treated on this contract for their most recent course of treatment.

Figures in italics indicate the base number of FP17s or Patient Questionnaire responses are less than 100. N/A is shown where the base number of responses is less than 10 during the period. % is calculated as Quantity/Base number*100

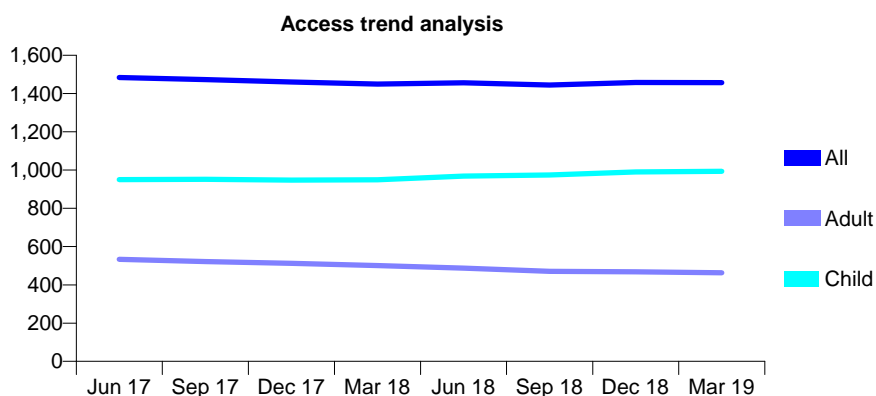
Q55 - Vital Signs At a Glance Contract Report for 673862/0002 - March 2019

Name or company name	MR SC PEARCE
Contract type name	GDS Contract
Purpose of contract	General
Contract start date	01/04/2006
Contract end date	

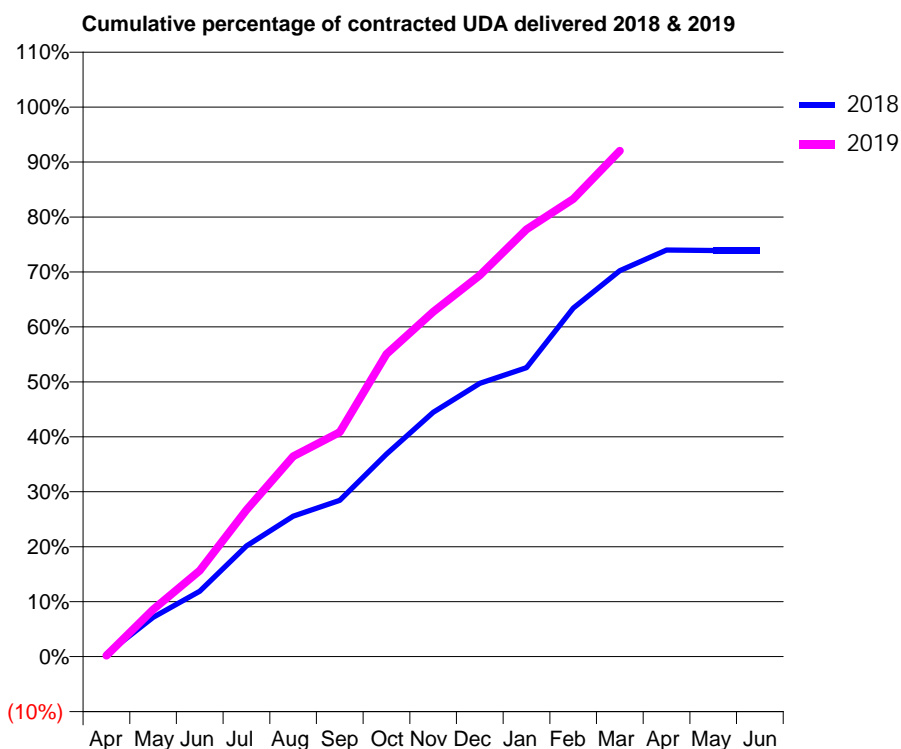
18/19 Contracted general activity (UDA)	4,100
Carry forward general activity (UDA)	0
18/19 Contracted orthodontic activity (UOA)	0
Carry forward orthodontic activity (UOA)	0
Baseline contract value	£96,055.92

ACCESS*

Patients seen in 24 months	Total	Change since previous quarter
Quarter ending March 2018	1,450	
Quarter ending June 2018	1,456	→
Quarter ending September 2018	1,444	→
Quarter ending December 2018	1,458	→
Quarter ending March 2019	1,457	→
Variance since March 2018	0.5%	→



ACTIVITY



Month	Adjusted Scheduled Activity (UDA)	
	2018	2019
April	27	7
May	373	352
June	622	642
July	1,051	1,095
August	1,335	1,494
September	1,485	1,675
October	1,925	2,257
November	2,322	2,573
December	2,597	2,845
January	2,745	3,188
February	3,313	3,414
March	3,668	3,773
April	3,863	
May	3,860	
June	3,860	

QUALITY

	Quantity	Base Number	Contract	AT	Region	England
% of FP17s for the same patient ID Re-attending within 3 months - Children	97	1,775	5.5%	10.0%	11.5%	11.8%
% of FP17s for the same patient ID Re-attending within 3 months - Adults	90	606	14.9%	14.2%	15.2%	15.7%
% of FP17s for the same patient ID Re-attending between 3 & 9 months - Children	1,310	1,775	73.8%	62.1%	60.2%	58.9%
% of FP17s for the same patient ID Re-attending between 3 & 9 months - Adults	407	606	67.2%	54.9%	51.8%	50.8%
% of FP17s for Band 1 Urgent Courses	108	2,280	4.7%	6.9%	8.1%	9.1%
% of FP17s Relating to Free Repair or Replacements	8	2,280	0.4%	0.8%	0.8%	0.8%
% of FP17s Relating to Continuations	0	2,280	0.0%	1.1%	0.9%	0.9%
% of Patients satisfied with the dentistry they have received	1	1	N/A	91.3%	92.7%	92.5%
% of Patients satisfied with the time they had to wait for an appointment	1	1	N/A	85.3%	87.4%	87.0%

* This is based on patients treated on this contract for their most recent course of treatment. Figures in italics indicate the base number of FP17s or Patient Questionnaire responses are less than 100. N/A is shown where the base number of responses is less than 10 during the period. % is calculated as Quantity/Base number*100

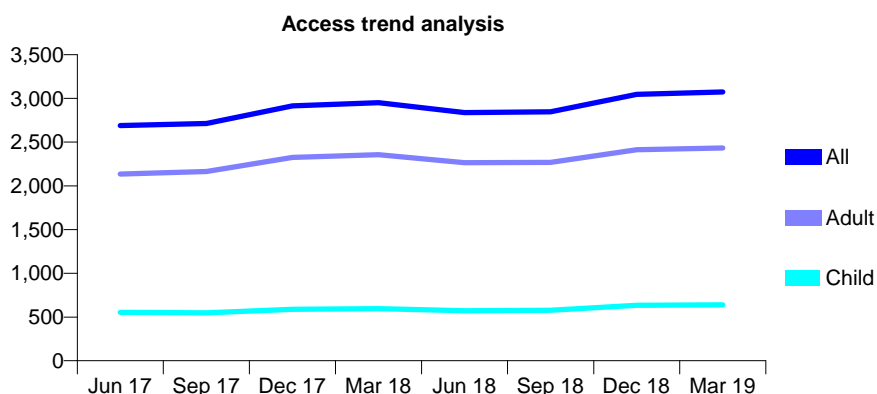
Q55 - Vital Signs At a Glance Contract Report for 674427/0001 - March 2019

Name or company name	MR N SHAW
Contract type name	GDS Contract
Purpose of contract	General
Contract start date	01/10/2007
Contract end date	

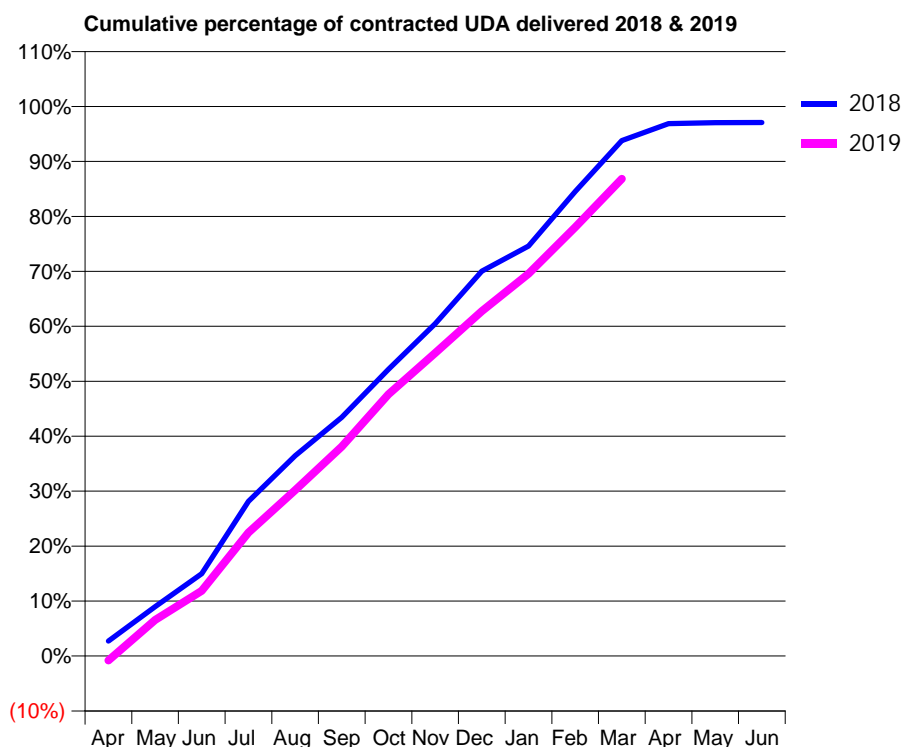
18/19 Contracted general activity (UDA)	9,028
Carry forward general activity (UDA)	264
18/19 Contracted orthodontic activity (UOA)	0
Carry forward orthodontic activity (UOA)	0
Baseline contract value	£257,163.88

ACCESS*

Patients seen in 24 months	Total	Change since previous quarter
Quarter ending March 2018	2,950	
Quarter ending June 2018	2,837	↓
Quarter ending September 2018	2,846	→
Quarter ending December 2018	3,046	↑
Quarter ending March 2019	3,073	→
Variance since March 2018	4.2%	↑



ACTIVITY



Month	Adjusted Scheduled Activity (UDA)	
	2018	2019
April	247	-74
May	812	593
June	1,353	1,072
July	2,541	2,030
August	3,290	2,724
September	3,921	3,441
October	4,709	4,298
November	5,458	4,978
December	6,322	5,664
January	6,733	6,281
February	7,632	7,044
March	8,466	7,840
April	8,748	
May	8,763	
June	8,764	

QUALITY

	Quantity	Base Number	Contract	AT	Region	England
% of FP17s for the same patient ID Re-attending within 3 months - Children	66	1,211	5.5%	10.0%	11.5%	11.8%
% of FP17s for the same patient ID Re-attending within 3 months - Adults	361	3,963	9.1%	14.2%	15.2%	15.7%
% of FP17s for the same patient ID Re-attending between 3 & 9 months - Children	739	1,211	61.0%	62.1%	60.2%	58.9%
% of FP17s for the same patient ID Re-attending between 3 & 9 months - Adults	2,162	3,963	54.6%	54.9%	51.8%	50.8%
% of FP17s for Band 1 Urgent Courses	146	4,659	3.1%	6.9%	8.1%	9.1%
% of FP17s Relating to Free Repair or Replacements	11	4,659	0.2%	0.8%	0.8%	0.8%
% of FP17s Relating to Continuations	72	4,659	1.5%	1.1%	0.9%	0.9%
% of Patients satisfied with the dentistry they have received	0	0	N/A	91.3%	92.7%	92.5%
% of Patients satisfied with the time they had to wait for an appointment	0	0	N/A	85.3%	87.4%	87.0%

* This is based on patients treated on this contract for their most recent course of treatment. Figures in italics indicate the base number of FP17s or Patient Questionnaire responses are less than 100. N/A is shown where the base number of responses is less than 10 during the period. % is calculated as Quantity/Base number*100

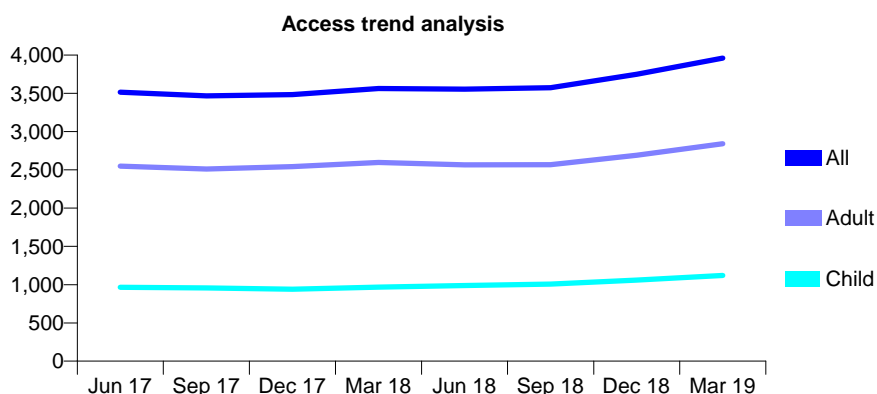
Q55 - Vital Signs At a Glance Contract Report for 677043/0001 - March 2019

Name or company name	MR D BYWATER
Contract type name	GDS Contract
Purpose of contract	General
Contract start date	01/04/2006
Contract end date	

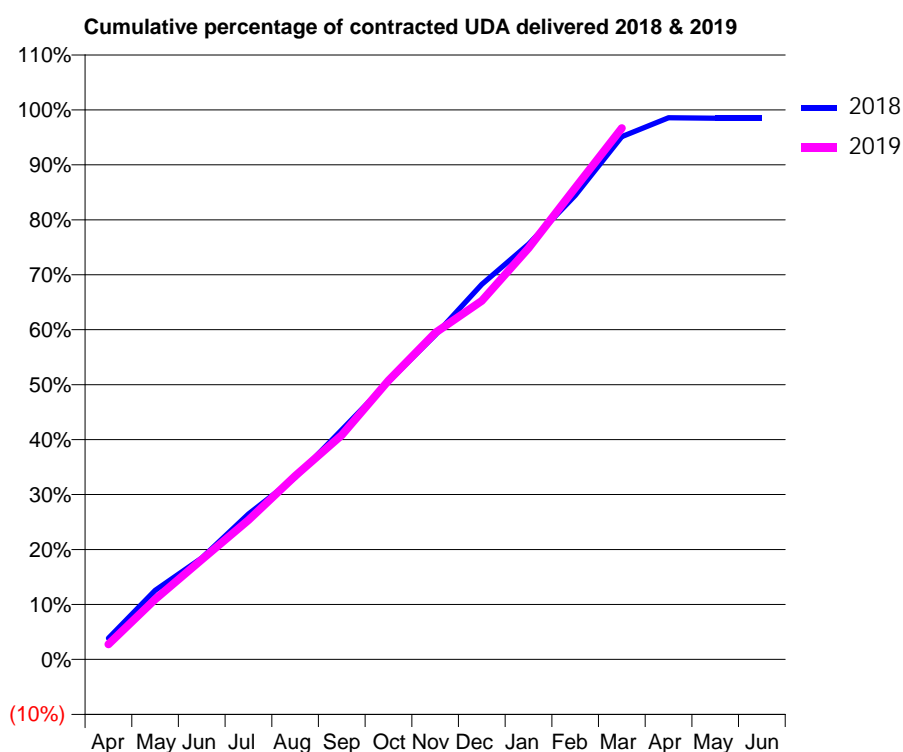
18/19 Contracted general activity (UDA)	10,505
Carry forward general activity (UDA)	162
18/19 Contracted orthodontic activity (UOA)	0
Carry forward orthodontic activity (UOA)	0
Baseline contract value	£277,457.79

ACCESS*

Patients seen in 24 months	Total	Change since previous quarter
Quarter ending March 2018	3,563	
Quarter ending June 2018	3,554	→
Quarter ending September 2018	3,573	→
Quarter ending December 2018	3,750	↑
Quarter ending March 2019	3,960	↑
Variance since March 2018	11.1%	↑



ACTIVITY



Month	Adjusted Scheduled Activity (UDA)	
	2018	2019
April	406	289
May	1,318	1,147
June	1,938	1,909
July	2,781	2,663
August	3,479	3,509
September	4,389	4,288
October	5,310	5,333
November	6,197	6,242
December	7,169	6,853
January	7,937	7,859
February	8,871	9,014
March	9,994	10,155
April	10,353	
May	10,344	
June	10,343	

QUALITY

	Quantity	Base Number	Contract	AT	Region	England
% of FP17s for the same patient ID Re-attending within 3 months - Children	153	1,731	8.8%	10.0%	11.5%	11.8%
% of FP17s for the same patient ID Re-attending within 3 months - Adults	595	4,209	14.1%	14.2%	15.2%	15.7%
% of FP17s for the same patient ID Re-attending between 3 & 9 months - Children	1,034	1,731	59.7%	62.1%	60.2%	58.9%
% of FP17s for the same patient ID Re-attending between 3 & 9 months - Adults	2,417	4,209	57.4%	54.9%	51.8%	50.8%
% of FP17s for Band 1 Urgent Courses	284	5,766	4.9%	6.9%	8.1%	9.1%
% of FP17s Relating to Free Repair or Replacements	88	5,766	1.5%	0.8%	0.8%	0.8%
% of FP17s Relating to Continuations	9	5,766	0.2%	1.1%	0.9%	0.9%
% of Patients satisfied with the dentistry they have received	6	7	N/A	91.3%	92.7%	92.5%
% of Patients satisfied with the time they had to wait for an appointment	7	7	N/A	85.3%	87.4%	87.0%

* This is based on patients treated on this contract for their most recent course of treatment. Figures in italics indicate the base number of FP17s or Patient Questionnaire responses are less than 100. N/A is shown where the base number of responses is less than 10 during the period. % is calculated as Quantity/Base number*100

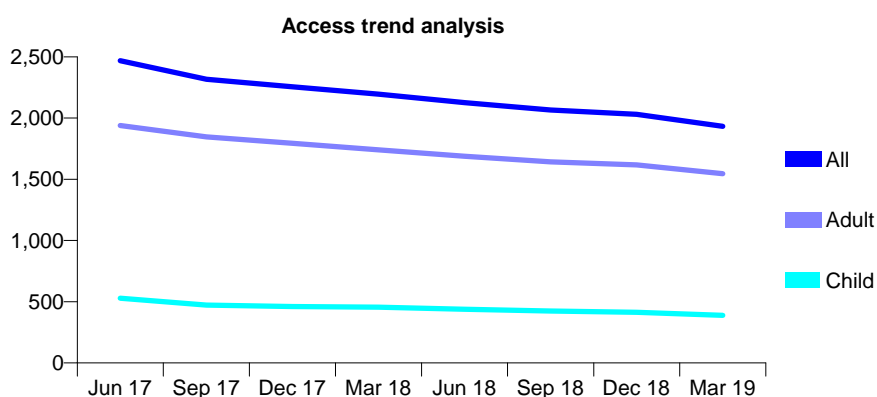
Q55 - Vital Signs At a Glance Contract Report for 677647/0001 - March 2019

Name or company name	MRS S PIENAAR
Contract type name	GDS Contract
Purpose of contract	General
Contract start date	01/10/2007
Contract end date	

18/19 Contracted general activity (UDA)	10,656
Carry forward general activity (UDA)	0
18/19 Contracted orthodontic activity (UOA)	0
Carry forward orthodontic activity (UOA)	0
Baseline contract value	£259,107.42

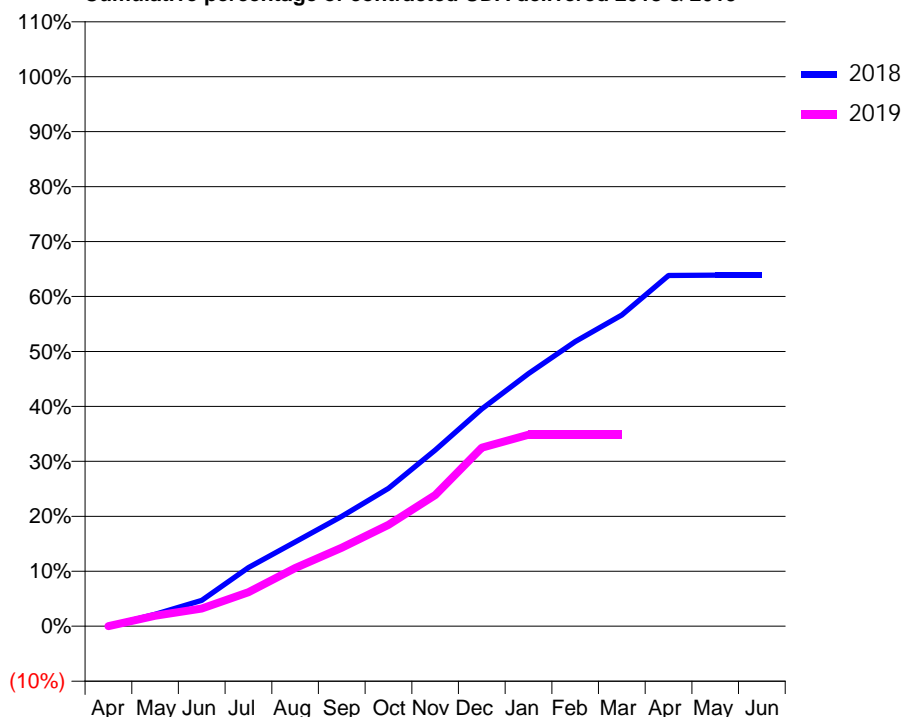
ACCESS*

Patients seen in 24 months	Total	Change since previous quarter
Quarter ending March 2018	2,196	
Quarter ending June 2018	2,126	↓
Quarter ending September 2018	2,066	↓
Quarter ending December 2018	2,031	↓
Quarter ending March 2019	1,933	↓
Variance since March 2018	(12.0%)	↓



ACTIVITY

Cumulative percentage of contracted UDA delivered 2018 & 2019



Adjusted Scheduled Activity (UDA)

Month	2018	2019
April	0	0
May	231	203
June	500	344
July	1,139	660
August	1,634	1,129
September	2,129	1,521
October	2,673	1,966
November	3,416	2,544
December	4,215	3,460
January	4,898	3,715
February	5,520	3,715
March	6,034	3,715
April	6,800	
May	6,807	
June	6,808	

QUALITY

	Quantity	Base Number	Contract	AT	Region	England
% of FP17s for the same patient ID Re-attending within 3 months - Children	24	291	8.2%	10.0%	11.5%	11.8%
% of FP17s for the same patient ID Re-attending within 3 months - Adults	285	1,893	15.1%	14.2%	15.2%	15.7%
% of FP17s for the same patient ID Re-attending between 3 & 9 months - Children	51	291	17.5%	62.1%	60.2%	58.9%
% of FP17s for the same patient ID Re-attending between 3 & 9 months - Adults	859	1,893	45.4%	54.9%	51.8%	50.8%
% of FP17s for Band 1 Urgent Courses	39	1,840	2.1%	6.9%	8.1%	9.1%
% of FP17s Relating to Free Repair or Replacements	16	1,840	0.9%	0.8%	0.8%	0.8%
% of FP17s Relating to Continuations	39	1,840	2.1%	1.1%	0.9%	0.9%
% of Patients satisfied with the dentistry they have received	1	1	N/A	91.3%	92.7%	92.5%
% of Patients satisfied with the time they had to wait for an appointment	1	1	N/A	85.3%	87.4%	87.0%

* This is based on patients treated on this contract for their most recent course of treatment.

Figures in italics indicate the base number of FP17s or Patient Questionnaire responses are less than 100. N/A is shown where the base number of responses is less than 10 during the period. % is calculated as Quantity/Base number*100

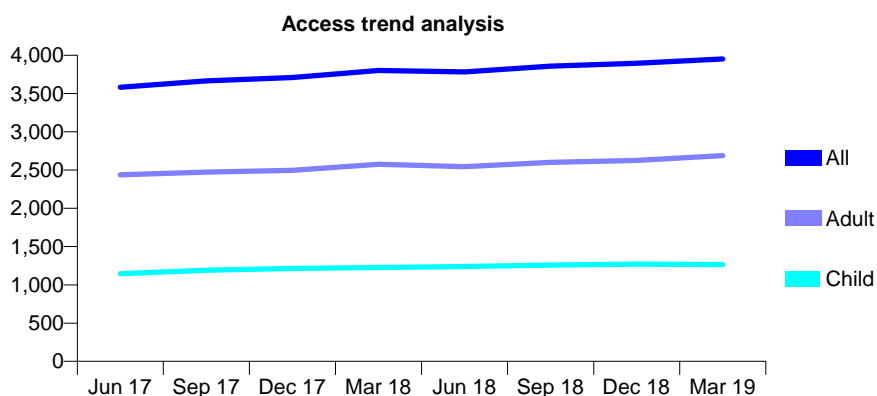
Q55 - Vital Signs At a Glance Contract Report for 679879/0001 - March 2019

Name or company name	MISS F SEZAVAR SHOKOH
Contract type name	GDS Contract
Purpose of contract	General
Contract start date	01/04/2006
Contract end date	

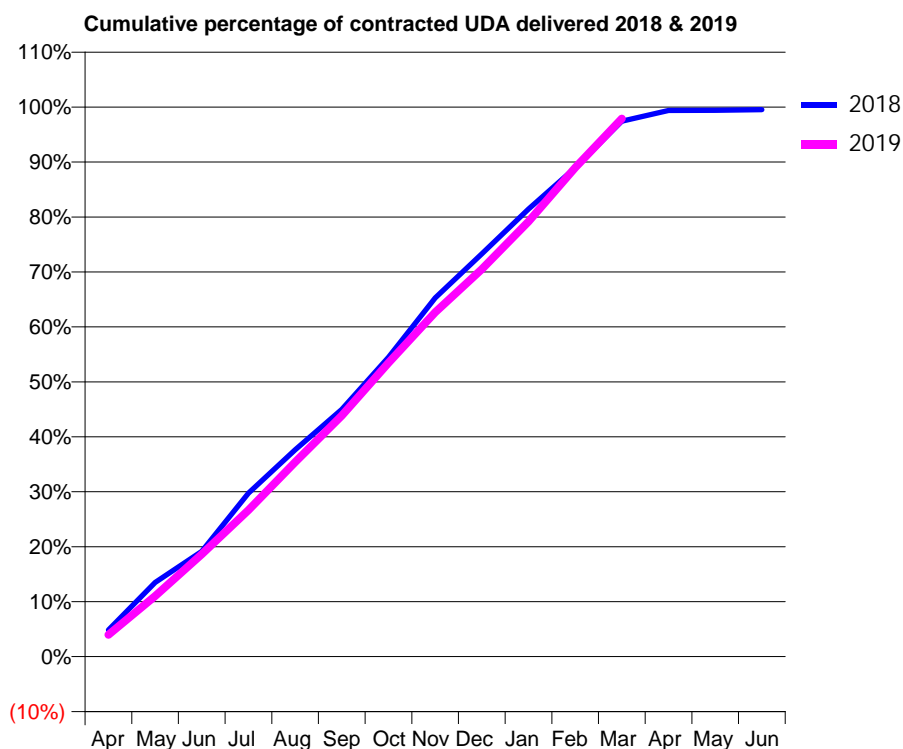
18/19 Contracted general activity (UDA)	14,388
Carry forward general activity (UDA)	67
18/19 Contracted orthodontic activity (UOA)	0
Carry forward orthodontic activity (UOA)	0
Baseline contract value	£361,691.64

ACCESS*

Patients seen in 24 months	Total	Change since previous quarter
Quarter ending March 2018	3,801	
Quarter ending June 2018	3,783	→
Quarter ending September 2018	3,858	→
Quarter ending December 2018	3,895	→
Quarter ending March 2019	3,952	→
Variance since March 2018	4.0%	↑



ACTIVITY



Month	Adjusted Scheduled Activity (UDA)	
	2018	2019
April	696	575
May	1,942	1,589
June	2,756	2,680
July	4,282	3,837
August	5,419	5,094
September	6,473	6,309
October	7,835	7,688
November	9,390	9,014
December	10,542	10,141
January	11,719	11,391
February	12,798	12,802
March	14,016	14,083
April	14,299	
May	14,302	
June	14,321	

QUALITY

	Quantity	Base Number	Contract	AT	Region	England
% of FP17s for the same patient ID Re-attending within 3 months - Children	149	1,842	8.1%	10.0%	11.5%	11.8%
% of FP17s for the same patient ID Re-attending within 3 months - Adults	622	3,729	16.7%	14.2%	15.2%	15.7%
% of FP17s for the same patient ID Re-attending between 3 & 9 months - Children	1,142	1,842	62.0%	62.1%	60.2%	58.9%
% of FP17s for the same patient ID Re-attending between 3 & 9 months - Adults	1,899	3,729	50.9%	54.9%	51.8%	50.8%
% of FP17s for Band 1 Urgent Courses	588	5,453	10.8%	6.9%	8.1%	9.1%
% of FP17s Relating to Free Repair or Replacements	56	5,453	1.0%	0.8%	0.8%	0.8%
% of FP17s Relating to Continuations	0	5,453	0.0%	1.1%	0.9%	0.9%
% of Patients satisfied with the dentistry they have received	3	3	N/A	91.3%	92.7%	92.5%
% of Patients satisfied with the time they had to wait for an appointment	3	3	N/A	85.3%	87.4%	87.0%

* This is based on patients treated on this contract for their most recent course of treatment. Figures in italics indicate the base number of FP17s or Patient Questionnaire responses are less than 100. N/A is shown where the base number of responses is less than 10 during the period. % is calculated as Quantity/Base number*100

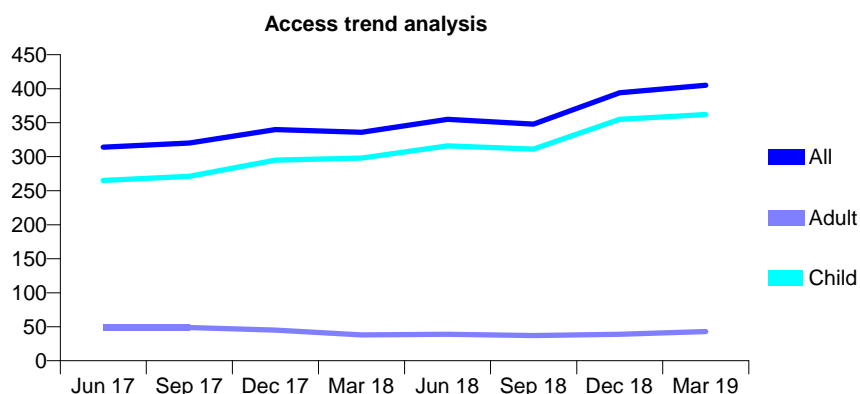
Q55 - Vital Signs At a Glance Contract Report for 710822/0001 - March 2019

Name or company name	MR R NATHWANI
Contract type name	GDS Contract
Purpose of contract	General
Contract start date	01/05/2011
Contract end date	

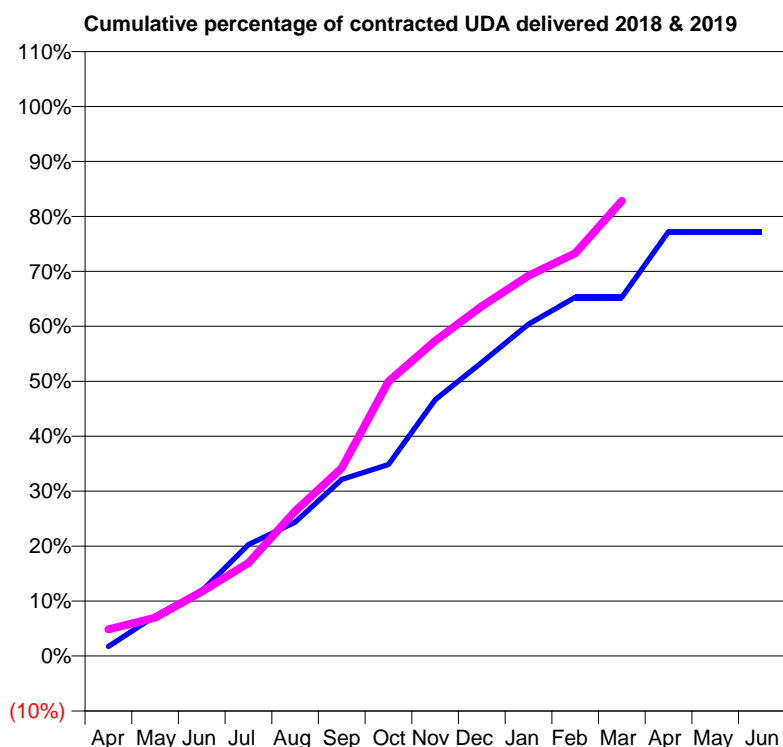
18/19 Contracted general activity (UDA)	863
Carry forward general activity (UDA)	0
18/19 Contracted orthodontic activity (UOA)	0
Carry forward orthodontic activity (UOA)	0
Baseline contract value	£24,435.53

ACCESS*

Patients seen in 24 months	Total	Change since previous quarter
Quarter ending March 2018	336	
Quarter ending June 2018	355	↑
Quarter ending September 2018	348	↓
Quarter ending December 2018	394	↑
Quarter ending March 2019	405	↑
Variance since March 2018	20.5%	↑



ACTIVITY



Month	Adjusted Scheduled Activity (UDA)	
	2018	2019
April	15	42
May	63	60
June	102	101
July	175	146
August	210	228
September	277	295
October	301	431
November	402	495
December	461	549
January	521	597
February	563	632
March	563	715
April	666	
May	666	
June	666	

QUALITY

	Quantity	Base Number	Contract	AT	Region	England
% of FP17s for the same patient ID Re-attending within 3 months - Children	39	646	6.0%	10.0%	11.5%	11.8%
% of FP17s for the same patient ID Re-attending within 3 months - Adults	0	15	0.0%	14.2%	15.2%	15.7%
% of FP17s for the same patient ID Re-attending between 3 & 9 months - Children	429	646	66.4%	62.1%	60.2%	58.9%
% of FP17s for the same patient ID Re-attending between 3 & 9 months - Adults	1	15	6.7%	54.9%	51.8%	50.8%
% of FP17s for Band 1 Urgent Courses	18	584	3.1%	6.9%	8.1%	9.1%
% of FP17s Relating to Free Repair or Replacements	0	584	0.0%	0.8%	0.8%	0.8%
% of FP17s Relating to Continuations	0	584	0.0%	1.1%	0.9%	0.9%
% of Patients satisfied with the dentistry they have received	0	0	N/A	91.3%	92.7%	92.5%
% of Patients satisfied with the time they had to wait for an appointment	0	0	N/A	85.3%	87.4%	87.0%

* This is based on patients treated on this contract for their most recent course of treatment. Figures in italics indicate the base number of FP17s or Patient Questionnaire responses are less than 100. N/A is shown where the base number of responses is less than 10 during the period. % is calculated as Quantity/Base number*100

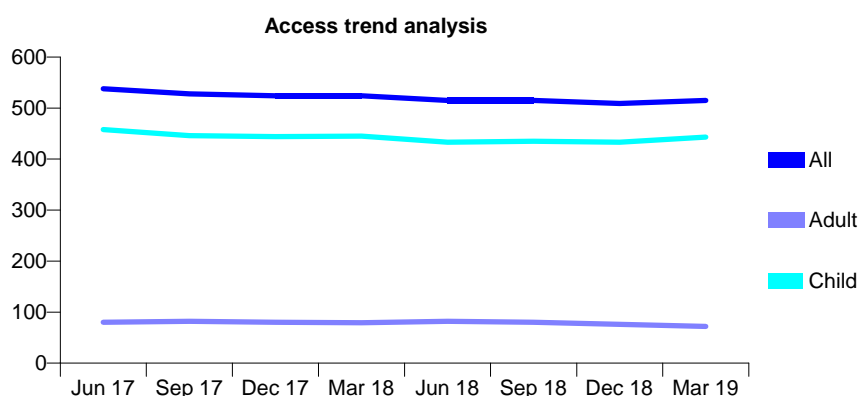
Q55 - Vital Signs At a Glance Contract Report for 729388/0001 - March 2019

Name or company name	Jonathan P Ward and Associates
Contract type name	GDS Contract
Purpose of contract	General and Orthodontic
Contract start date	01/04/2006
Contract end date	

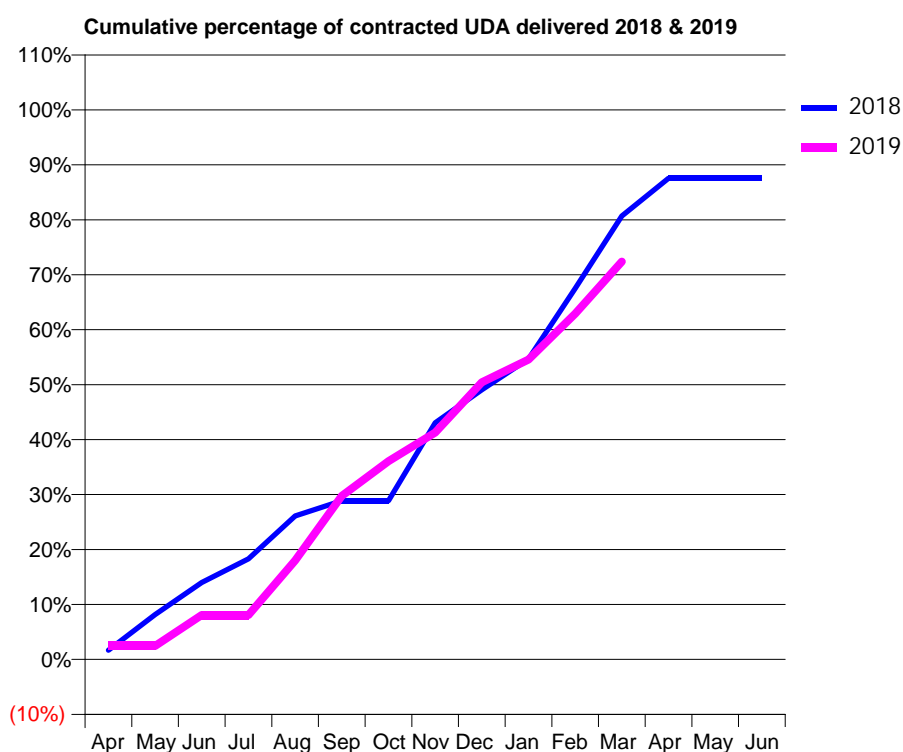
18/19 Contracted general activity (UDA)	1,628
Carry forward general activity (UDA)	0
18/19 Contracted orthodontic activity (UOA)	446
Carry forward orthodontic activity (UOA)	0
Baseline contract value	£73,823.08

ACCESS*

Patients seen in 24 months	Total	Change since previous quarter
Quarter ending March 2018	524	
Quarter ending June 2018	515	↓
Quarter ending September 2018	515	→
Quarter ending December 2018	509	↓
Quarter ending March 2019	515	→
Variance since March 2018	(1.7%)	↓



ACTIVITY



Month	2018	2019
April	28	40
May	133	40
June	228	132
July	298	132
August	425	293
September	470	484
October	470	587
November	701	672
December	799	821
January	890	888
February	1,099	1,024
March	1,313	1,178
April	1,425	
May	1,425	
June	1,425	

QUALITY

	Quantity	Base Number	Contract	AT	Region	England
% of FP17s for the same patient ID Re-attending within 3 months - Children	73	767	9.5%	10.0%	11.5%	11.8%
% of FP17s for the same patient ID Re-attending within 3 months - Adults	0	3	0.0%	14.2%	15.2%	15.7%
% of FP17s for the same patient ID Re-attending between 3 & 9 months - Children	541	767	70.5%	62.1%	60.2%	58.9%
% of FP17s for the same patient ID Re-attending between 3 & 9 months - Adults	0	3	0.0%	54.9%	51.8%	50.8%
% of FP17s for Band 1 Urgent Courses	27	686	3.9%	6.9%	8.1%	9.1%
% of FP17s Relating to Free Repair or Replacements	0	686	0.0%	0.8%	0.8%	0.8%
% of FP17s Relating to Continuations	0	686	0.0%	1.1%	0.9%	0.9%
% of Patients satisfied with the dentistry they have received	0	0	N/A	91.3%	92.7%	92.5%
% of Patients satisfied with the time they had to wait for an appointment	0	0	N/A	85.3%	87.4%	87.0%

* This is based on patients treated on this contract for their most recent course of treatment. Figures in italics indicate the base number of FP17s or Patient Questionnaire responses are less than 100. N/A is shown where the base number of responses is less than 10 during the period. % is calculated as Quantity/Base number*100

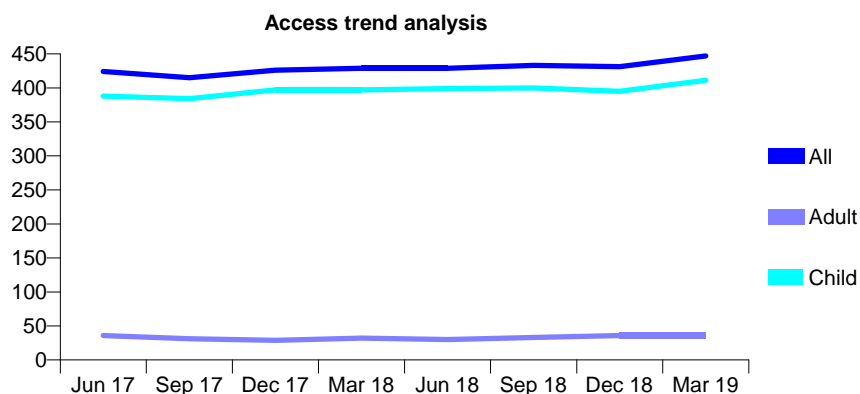
Q55 - Vital Signs At a Glance Contract Report for 745847/0001 - March 2019

Name or company name	MR SB SHAFFERY
Contract type name	GDS Contract
Purpose of contract	General
Contract start date	01/04/2006
Contract end date	

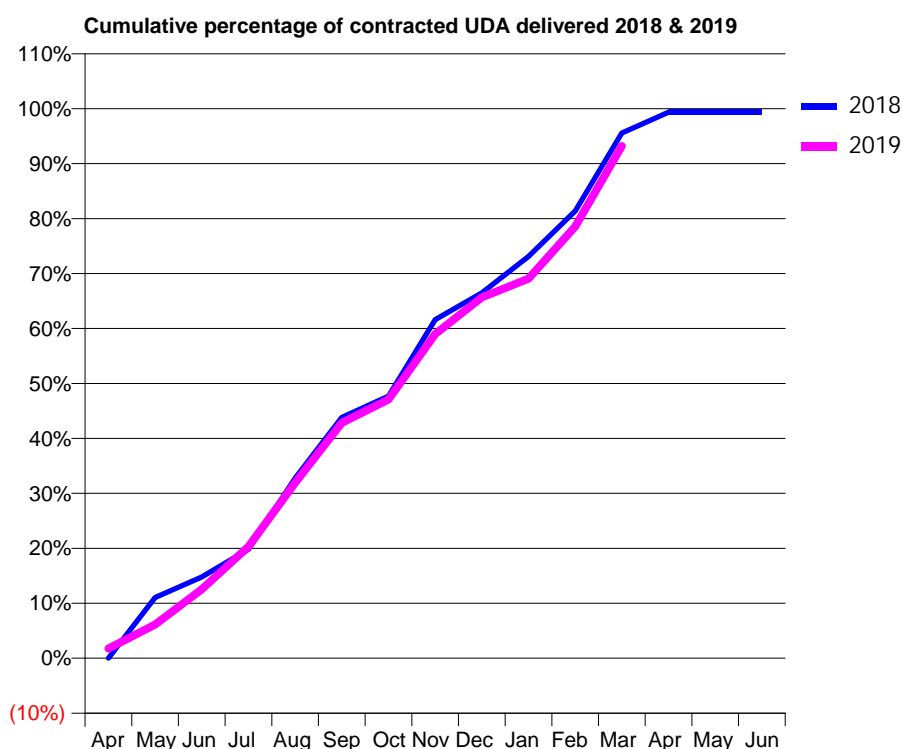
18/19 Contracted general activity (UDA)	800
Carry forward general activity (UDA)	5
18/19 Contracted orthodontic activity (UOA)	0
Carry forward orthodontic activity (UOA)	0
Baseline contract value	£19,874.41

ACCESS*

Patients seen in 24 months	Total	Change since previous quarter
Quarter ending March 2018	429	
Quarter ending June 2018	429	→
Quarter ending September 2018	433	→
Quarter ending December 2018	431	→
Quarter ending March 2019	447	↑
Variance since March 2018	4.2%	↑



ACTIVITY



Adjusted Scheduled Activity (UDA)		
Month	2018	2019
April	0	14
May	88	49
June	118	100
July	159	163
August	262	256
September	351	343
October	382	377
November	493	472
December	532	525
January	585	553
February	651	629
March	764	746
April	795	
May	795	
June	795	

QUALITY

	Quantity	Base Number	Contract	AT	Region	England
% of FP17s for the same patient ID Re-attending within 3 months - Children	53	631	8.4%	10.0%	11.5%	11.8%
% of FP17s for the same patient ID Re-attending within 3 months - Adults	0	0	N/A	14.2%	15.2%	15.7%
% of FP17s for the same patient ID Re-attending between 3 & 9 months - Children	403	631	63.9%	62.1%	60.2%	58.9%
% of FP17s for the same patient ID Re-attending between 3 & 9 months - Adults	0	0	N/A	54.9%	51.8%	50.8%
% of FP17s for Band 1 Urgent Courses	8	605	1.3%	6.9%	8.1%	9.1%
% of FP17s Relating to Free Repair or Replacements	0	605	0.0%	0.8%	0.8%	0.8%
% of FP17s Relating to Continuations	0	605	0.0%	1.1%	0.9%	0.9%
% of Patients satisfied with the dentistry they have received	1	1	N/A	91.3%	92.7%	92.5%
% of Patients satisfied with the time they had to wait for an appointment	1	1	N/A	85.3%	87.4%	87.0%

* This is based on patients treated on this contract for their most recent course of treatment. Figures in italics indicate the base number of FP17s or Patient Questionnaire responses are less than 100. N/A is shown where the base number of responses is less than 10 during the period. % is calculated as Quantity/Base number*100

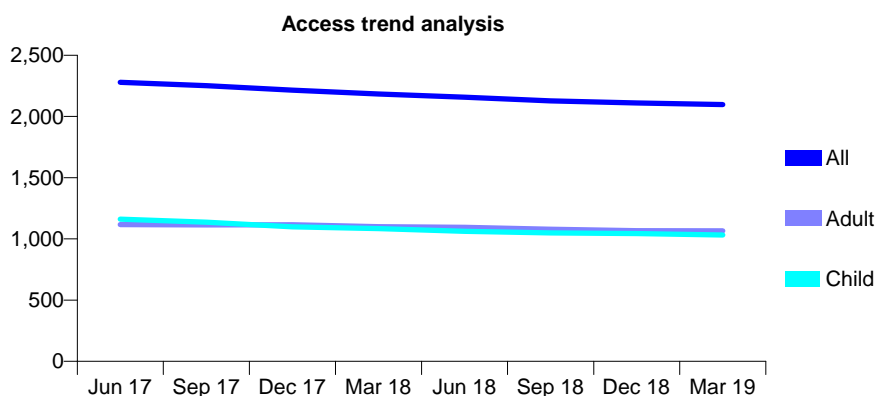
Q55 - Vital Signs At a Glance Contract Report for 746436/0001 - March 2019

Name or company name	MR MN BURTON
Contract type name	GDS Contract
Purpose of contract	General
Contract start date	01/04/2006
Contract end date	

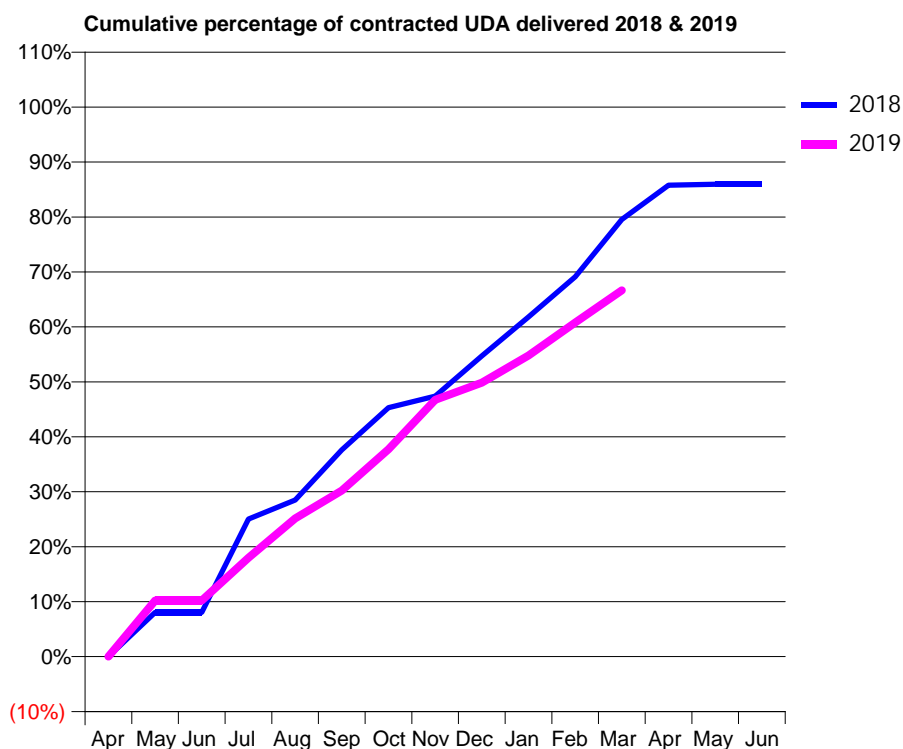
18/19 Contracted general activity (UDA)	6,000
Carry forward general activity (UDA)	0
18/19 Contracted orthodontic activity (UOA)	0
Carry forward orthodontic activity (UOA)	0
Baseline contract value	£176,689.32

ACCESS*

Patients seen in 24 months	Total	Change since previous quarter
Quarter ending March 2018	2,184	
Quarter ending June 2018	2,157	↓
Quarter ending September 2018	2,128	↓
Quarter ending December 2018	2,111	→
Quarter ending March 2019	2,098	→
Variance since March 2018	(3.9%)	↓



ACTIVITY



Month	Adjusted Scheduled Activity (UDA)	
	2018	2019
April	0	0
May	483	613
June	483	613
July	1,502	1,079
August	1,710	1,510
September	2,257	1,814
October	2,718	2,263
November	2,845	2,803
December	3,282	2,992
January	3,709	3,288
February	4,148	3,647
March	4,773	3,998
April	5,146	
May	5,158	
June	5,158	

QUALITY

	Quantity	Base Number	Contract	AT	Region	England
% of FP17s for the same patient ID Re-attending within 3 months - Children	130	1,517	8.6%	10.0%	11.5%	11.8%
% of FP17s for the same patient ID Re-attending within 3 months - Adults	100	1,122	8.9%	14.2%	15.2%	15.7%
% of FP17s for the same patient ID Re-attending between 3 & 9 months - Children	918	1,517	60.5%	62.1%	60.2%	58.9%
% of FP17s for the same patient ID Re-attending between 3 & 9 months - Adults	500	1,122	44.6%	54.9%	51.8%	50.8%
% of FP17s for Band 1 Urgent Courses	87	2,422	3.6%	6.9%	8.1%	9.1%
% of FP17s Relating to Free Repair or Replacements	0	2,422	0.0%	0.8%	0.8%	0.8%
% of FP17s Relating to Continuations	24	2,422	1.0%	1.1%	0.9%	0.9%
% of Patients satisfied with the dentistry they have received	2	2	N/A	91.3%	92.7%	92.5%
% of Patients satisfied with the time they had to wait for an appointment	2	2	N/A	85.3%	87.4%	87.0%

* This is based on patients treated on this contract for their most recent course of treatment. Figures in italics indicate the base number of FP17s or Patient Questionnaire responses are less than 100. N/A is shown where the base number of responses is less than 10 during the period. % is calculated as Quantity/Base number*100

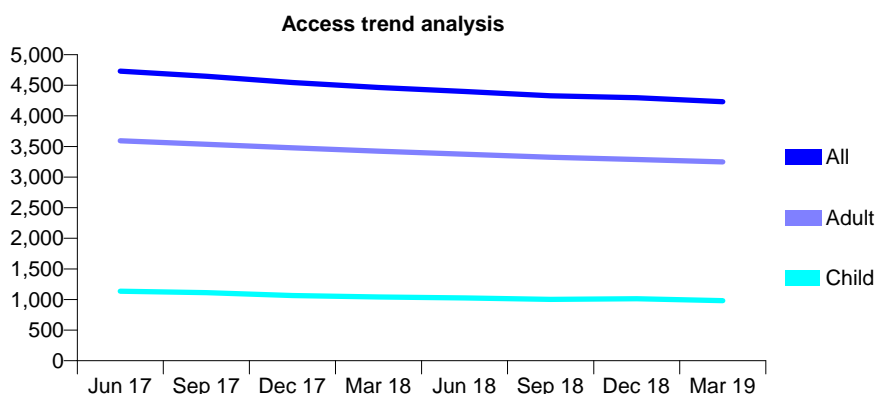
Q55 - Vital Signs At a Glance Contract Report for 746509/0001 - March 2019

Name or company name	MR RA HEPBURN
Contract type name	GDS Contract
Purpose of contract	General
Contract start date	01/04/2006
Contract end date	

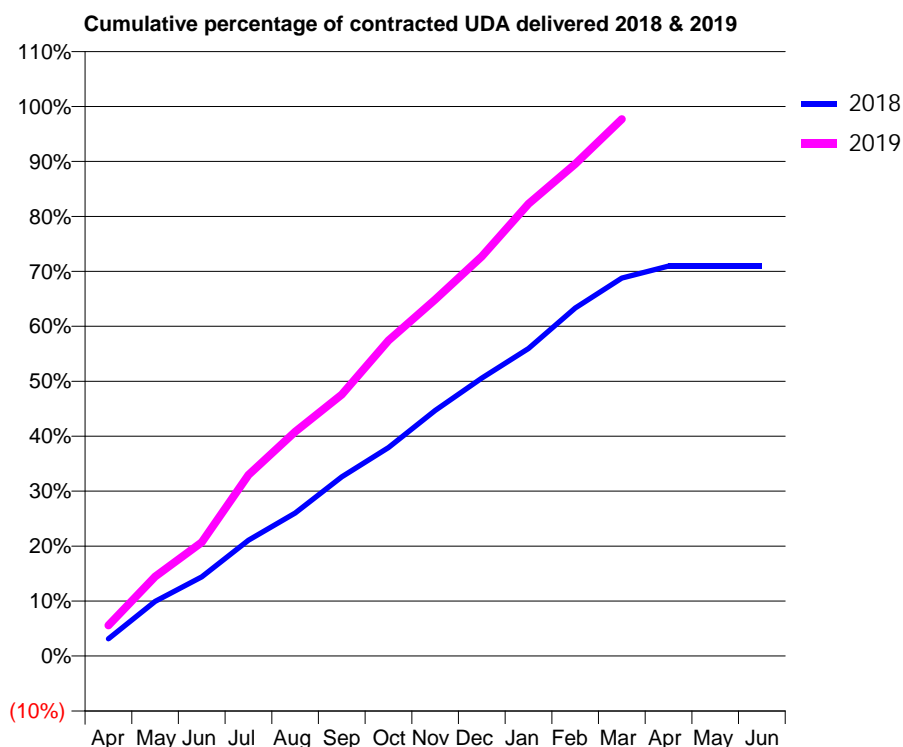
18/19 Contracted general activity (UDA)	9,900
Carry forward general activity (UDA)	0
18/19 Contracted orthodontic activity (UOA)	0
Carry forward orthodontic activity (UOA)	0
Baseline contract value	£204,205.69

ACCESS*

Patients seen in 24 months	Total	Change since previous quarter
Quarter ending March 2018	4,465	
Quarter ending June 2018	4,399	↓
Quarter ending September 2018	4,328	↓
Quarter ending December 2018	4,298	→
Quarter ending March 2019	4,231	↓
Variance since March 2018	(5.2%)	↓



ACTIVITY



Month	Adjusted Scheduled Activity (UDA)	
	2018	2019
April	434	553
May	1,373	1,432
June	1,989	2,048
July	2,907	3,264
August	3,591	4,043
September	4,499	4,710
October	5,235	5,686
November	6,168	6,423
December	6,980	7,195
January	7,722	8,145
February	8,739	8,864
March	9,489	9,672
April	9,794	
May	9,791	
June	9,791	

QUALITY

	Quantity	Base Number	Contract	AT	Region	England
% of FP17s for the same patient ID Re-attending within 3 months - Children	52	1,584	3.3%	10.0%	11.5%	11.8%
% of FP17s for the same patient ID Re-attending within 3 months - Adults	370	3,835	9.6%	14.2%	15.2%	15.7%
% of FP17s for the same patient ID Re-attending between 3 & 9 months - Children	1,177	1,584	74.3%	62.1%	60.2%	58.9%
% of FP17s for the same patient ID Re-attending between 3 & 9 months - Adults	1,150	3,835	30.0%	54.9%	51.8%	50.8%
% of FP17s for Band 1 Urgent Courses	193	5,244	3.7%	6.9%	8.1%	9.1%
% of FP17s Relating to Free Repair or Replacements	41	5,244	0.8%	0.8%	0.8%	0.8%
% of FP17s Relating to Continuations	124	5,244	2.4%	1.1%	0.9%	0.9%
% of Patients satisfied with the dentistry they have received	3	3	N/A	91.3%	92.7%	92.5%
% of Patients satisfied with the time they had to wait for an appointment	3	3	N/A	85.3%	87.4%	87.0%

* This is based on patients treated on this contract for their most recent course of treatment. Figures in italics indicate the base number of FP17s or Patient Questionnaire responses are less than 100. N/A is shown where the base number of responses is less than 10 during the period. % is calculated as Quantity/Base number*100

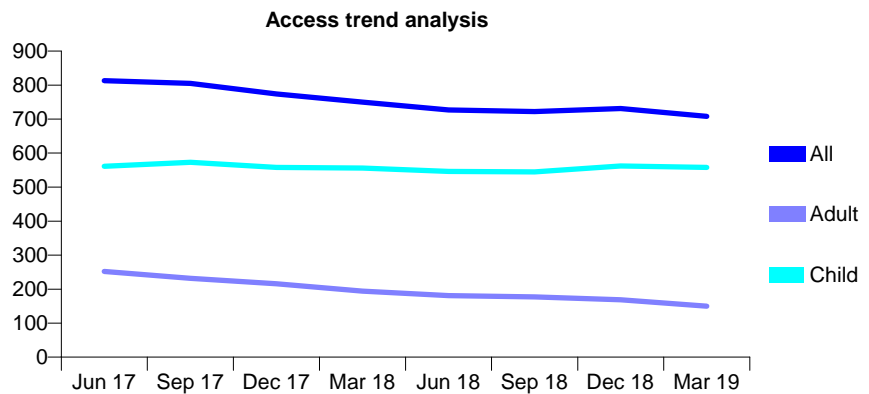
Q55 - Vital Signs At a Glance Contract Report for 751553/0002 - March 2019

Name or company name	MR S RAKSHIT
Contract type name	GDS Contract
Purpose of contract	General
Contract start date	01/04/2006
Contract end date	

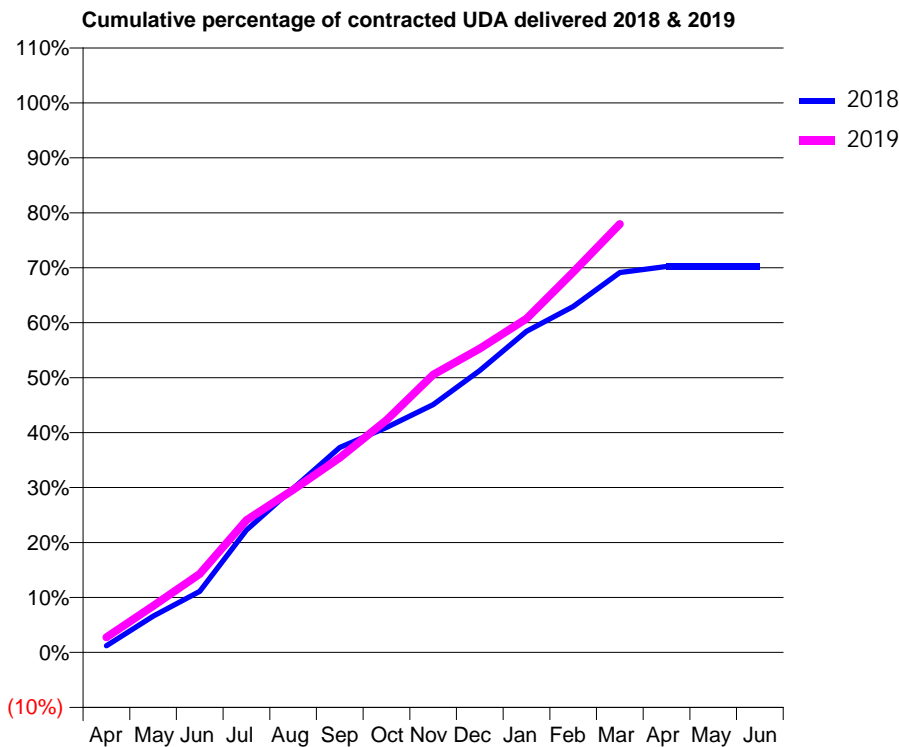
18/19 Contracted general activity (UDA)	3,500
Carry forward general activity (UDA)	0
18/19 Contracted orthodontic activity (UOA)	0
Carry forward orthodontic activity (UOA)	0
Baseline contract value	£79,539.59

ACCESS*

Patients seen in 24 months	Total	Change since previous quarter
Quarter ending March 2018	750	
Quarter ending June 2018	727	↓
Quarter ending September 2018	722	→
Quarter ending December 2018	731	→
Quarter ending March 2019	708	↓
Variance since March 2018	(5.6%)	↓



ACTIVITY



Month	2018	2019
April	43	96
May	231	296
June	390	500
July	779	843
August	1,044	1,036
September	1,305	1,241
October	1,433	1,479
November	1,579	1,768
December	1,795	1,935
January	2,045	2,125
February	2,203	2,423
March	2,419	2,728
April	2,458	
May	2,458	
June	2,458	

QUALITY

	Quantity	Base Number	Contract	AT	Region	England
% of FP17s for the same patient ID Re-attending within 3 months - Children	40	725	5.5%	10.0%	11.5%	11.8%
% of FP17s for the same patient ID Re-attending within 3 months - Adults	56	214	26.2%	14.2%	15.2%	15.7%
% of FP17s for the same patient ID Re-attending between 3 & 9 months - Children	373	725	51.4%	62.1%	60.2%	58.9%
% of FP17s for the same patient ID Re-attending between 3 & 9 months - Adults	118	214	55.1%	54.9%	51.8%	50.8%
% of FP17s for Band 1 Urgent Courses	47	927	5.1%	6.9%	8.1%	9.1%
% of FP17s Relating to Free Repair or Replacements	0	927	0.0%	0.8%	0.8%	0.8%
% of FP17s Relating to Continuations	14	927	1.5%	1.1%	0.9%	0.9%
% of Patients satisfied with the dentistry they have received	1	1	N/A	91.3%	92.7%	92.5%
% of Patients satisfied with the time they had to wait for an appointment	1	1	N/A	85.3%	87.4%	87.0%

* This is based on patients treated on this contract for their most recent course of treatment. Figures in italics indicate the base number of FP17s or Patient Questionnaire responses are less than 100. N/A is shown where the base number of responses is less than 10 during the period. % is calculated as Quantity/Base number*100

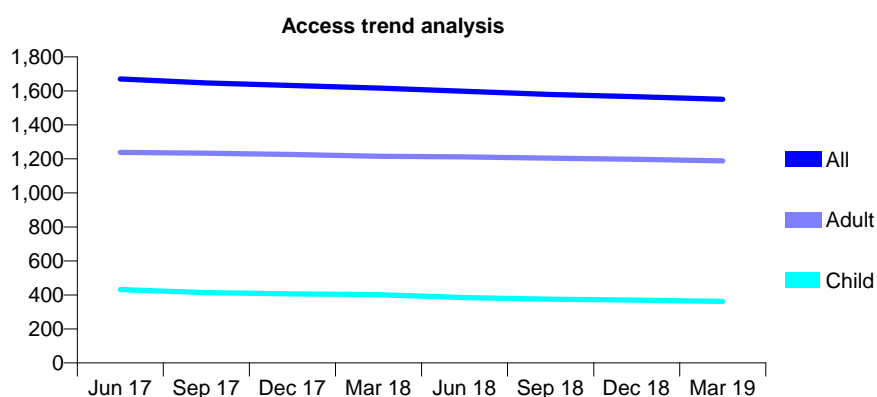
Q55 - Vital Signs At a Glance Contract Report for 752134/0001 - March 2019

Name or company name	MR CJ DONEGAN
Contract type name	GDS Contract
Purpose of contract	General
Contract start date	01/04/2006
Contract end date	

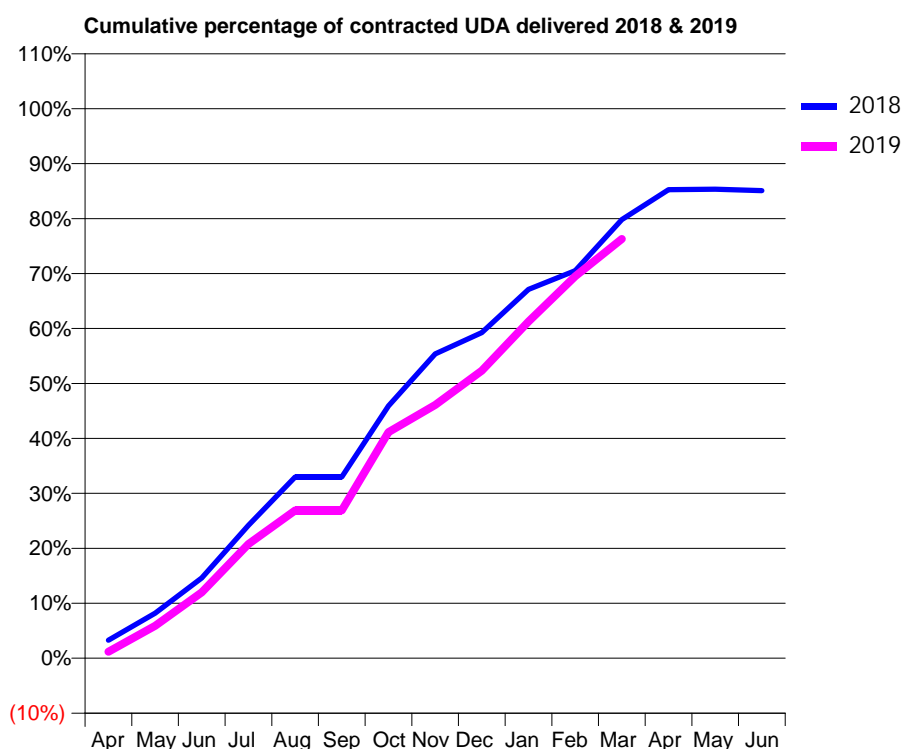
18/19 Contracted general activity (UDA)	5,670
Carry forward general activity (UDA)	0
18/19 Contracted orthodontic activity (UOA)	0
Carry forward orthodontic activity (UOA)	0
Baseline contract value	£139,121.65

ACCESS*

Patients seen in 24 months	Total	Change since previous quarter
Quarter ending March 2018	1,616	
Quarter ending June 2018	1,597	↓
Quarter ending September 2018	1,579	↓
Quarter ending December 2018	1,566	→
Quarter ending March 2019	1,551	→
Variance since March 2018	(4.0%)	↓



ACTIVITY



Month	2018	2019
April	196	67
May	488	335
June	868	681
July	1,438	1,179
August	1,962	1,526
September	1,962	1,526
October	2,730	2,333
November	3,291	2,614
December	3,523	2,966
January	3,989	3,473
February	4,194	3,941
March	4,744	4,326
April	5,069	
May	5,073	
June	5,058	

QUALITY

	Quantity	Base Number	Contract	AT	Region	England
% of FP17s for the same patient ID Re-attending within 3 months - Children	34	635	5.4%	10.0%	11.5%	11.8%
% of FP17s for the same patient ID Re-attending within 3 months - Adults	360	2,218	16.2%	14.2%	15.2%	15.7%
% of FP17s for the same patient ID Re-attending between 3 & 9 months - Children	482	635	75.9%	62.1%	60.2%	58.9%
% of FP17s for the same patient ID Re-attending between 3 & 9 months - Adults	1,620	2,218	73.0%	54.9%	51.8%	50.8%
% of FP17s for Band 1 Urgent Courses	74	2,693	2.7%	6.9%	8.1%	9.1%
% of FP17s Relating to Free Repair or Replacements	15	2,693	0.6%	0.8%	0.8%	0.8%
% of FP17s Relating to Continuations	1	2,693	0.0%	1.1%	0.9%	0.9%
% of Patients satisfied with the dentistry they have received	0	0	N/A	91.3%	92.7%	92.5%
% of Patients satisfied with the time they had to wait for an appointment	0	0	N/A	85.3%	87.4%	87.0%

* This is based on patients treated on this contract for their most recent course of treatment.

Figures in italics indicate the base number of FP17s or Patient Questionnaire responses are less than 100. N/A is shown where the base number of responses is less than 10 during the period. % is calculated as Quantity/Base number*100

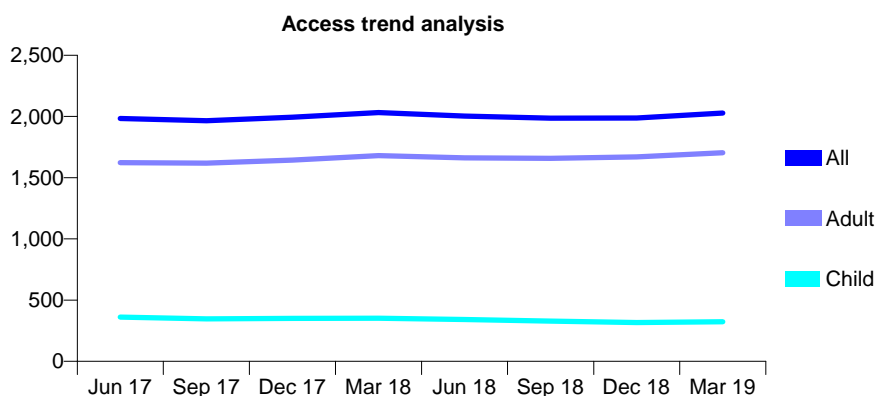
Q55 - Vital Signs At a Glance Contract Report for 753912/0001 - March 2019

Name or company name	MR BK DAWETT
Contract type name	GDS Contract
Purpose of contract	General
Contract start date	01/04/2006
Contract end date	

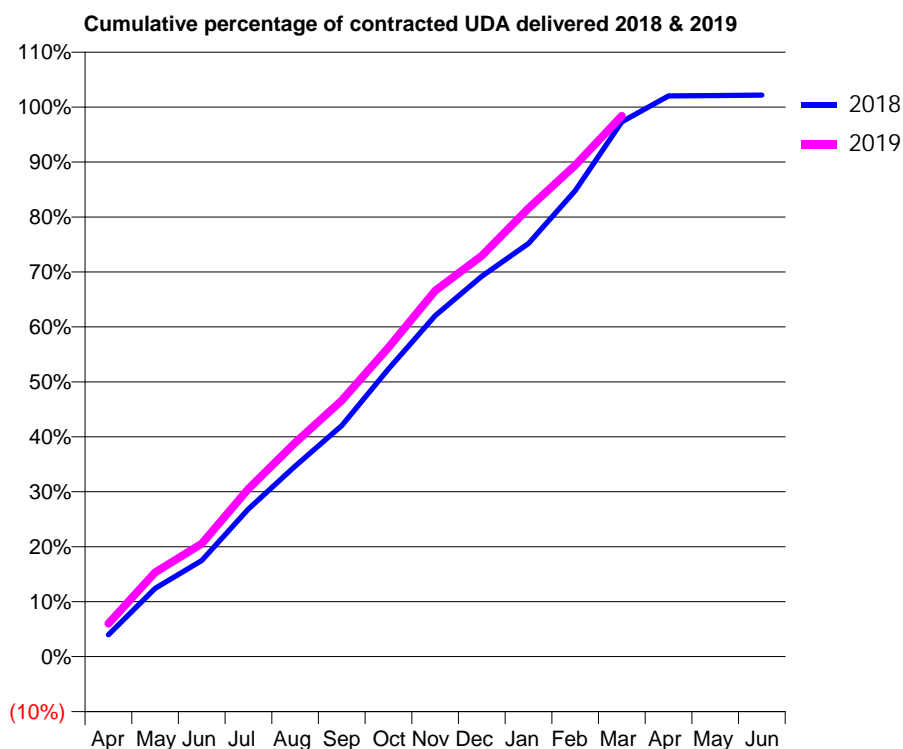
18/19 Contracted general activity (UDA)	6,228
Carry forward general activity (UDA)	-125
18/19 Contracted orthodontic activity (UOA)	0
Carry forward orthodontic activity (UOA)	0
Baseline contract value	£262,679.41

ACCESS*

Patients seen in 24 months	Total	Change since previous quarter
Quarter ending March 2018	2,032	
Quarter ending June 2018	2,004	↓
Quarter ending September 2018	1,986	→
Quarter ending December 2018	1,987	→
Quarter ending March 2019	2,028	↑
Variance since March 2018	(0.2%)	→



ACTIVITY



Month	Adjusted Scheduled Activity (UDA)	
	2018	2019
April	248	375
May	774	954
June	1,088	1,279
July	1,674	1,902
August	2,159	2,423
September	2,618	2,903
October	3,260	3,502
November	3,863	4,146
December	4,310	4,542
January	4,682	5,080
February	5,281	5,568
March	6,060	6,127
April	6,354	
May	6,358	
June	6,364	

QUALITY

	Quantity	Base Number	Contract	AT	Region	England
% of FP17s for the same patient ID Re-attending within 3 months - Children	42	629	6.7%	10.0%	11.5%	11.8%
% of FP17s for the same patient ID Re-attending within 3 months - Adults	493	2,880	17.1%	14.2%	15.2%	15.7%
% of FP17s for the same patient ID Re-attending between 3 & 9 months - Children	434	629	69.0%	62.1%	60.2%	58.9%
% of FP17s for the same patient ID Re-attending between 3 & 9 months - Adults	1,600	2,880	55.6%	54.9%	51.8%	50.8%
% of FP17s for Band 1 Urgent Courses	123	3,354	3.7%	6.9%	8.1%	9.1%
% of FP17s Relating to Free Repair or Replacements	95	3,354	2.8%	0.8%	0.8%	0.8%
% of FP17s Relating to Continuations	128	3,354	3.8%	1.1%	0.9%	0.9%
% of Patients satisfied with the dentistry they have received	0	0	N/A	91.3%	92.7%	92.5%
% of Patients satisfied with the time they had to wait for an appointment	0	0	N/A	85.3%	87.4%	87.0%

* This is based on patients treated on this contract for their most recent course of treatment. Figures in italics indicate the base number of FP17s or Patient Questionnaire responses are less than 100. N/A is shown where the base number of responses is less than 10 during the period. % is calculated as Quantity/Base number*100

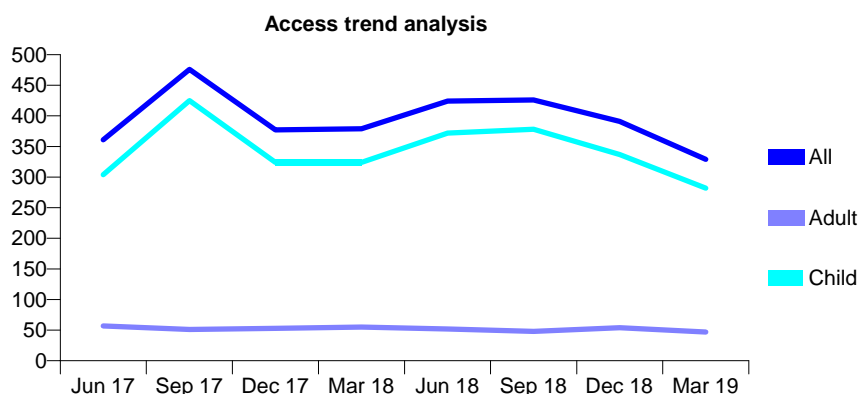
Q55 - Vital Signs At a Glance Contract Report for 754978/0001 - March 2019

Name or company name	Tuckley & Jeykumar (Queens Road Dental)
Contract type name	GDS Contract
Purpose of contract	General
Contract start date	01/04/2006
Contract end date	

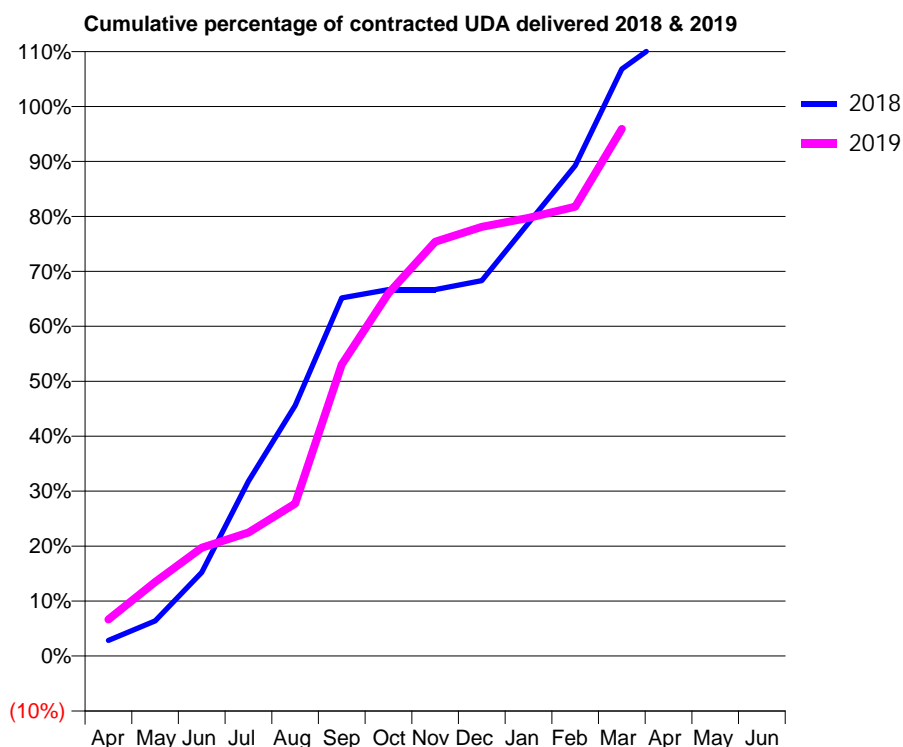
18/19 Contracted general activity (UDA)	735
Carry forward general activity (UDA)	-15
18/19 Contracted orthodontic activity (UOA)	0
Carry forward orthodontic activity (UOA)	0
Baseline contract value	£17,865.93

ACCESS*

Patients seen in 24 months	Total	Change since previous quarter
Quarter ending March 2018	379	
Quarter ending June 2018	424	↑
Quarter ending September 2018	426	→
Quarter ending December 2018	391	↓
Quarter ending March 2019	329	↓
Variance since March 2018	(13.2%)	↓



ACTIVITY



Month	Adjusted Scheduled Activity (UDA)	
	2018	2019
April	21	49
May	47	99
June	112	145
July	234	165
August	335	204
September	479	390
October	490	485
November	490	554
December	502	574
January	579	586
February	656	601
March	785	705
April	830	
May	830	
June	830	

QUALITY

	Quantity	Base Number	Contract	AT	Region	England
% of FP17s for the same patient ID Re-attending within 3 months - Children	21	524	4.0%	10.0%	11.5%	11.8%
% of FP17s for the same patient ID Re-attending within 3 months - Adults	0	0	N/A	14.2%	15.2%	15.7%
% of FP17s for the same patient ID Re-attending between 3 & 9 months - Children	230	524	43.9%	62.1%	60.2%	58.9%
% of FP17s for the same patient ID Re-attending between 3 & 9 months - Adults	0	0	N/A	54.9%	51.8%	50.8%
% of FP17s for Band 1 Urgent Courses	0	491	0.0%	6.9%	8.1%	9.1%
% of FP17s Relating to Free Repair or Replacements	0	491	0.0%	0.8%	0.8%	0.8%
% of FP17s Relating to Continuations	6	491	1.2%	1.1%	0.9%	0.9%
% of Patients satisfied with the dentistry they have received	0	0	N/A	91.3%	92.7%	92.5%
% of Patients satisfied with the time they had to wait for an appointment	0	0	N/A	85.3%	87.4%	87.0%

* This is based on patients treated on this contract for their most recent course of treatment. Figures in italics indicate the base number of FP17s or Patient Questionnaire responses are less than 100. N/A is shown where the base number of responses is less than 10 during the period. % is calculated as Quantity/Base number*100

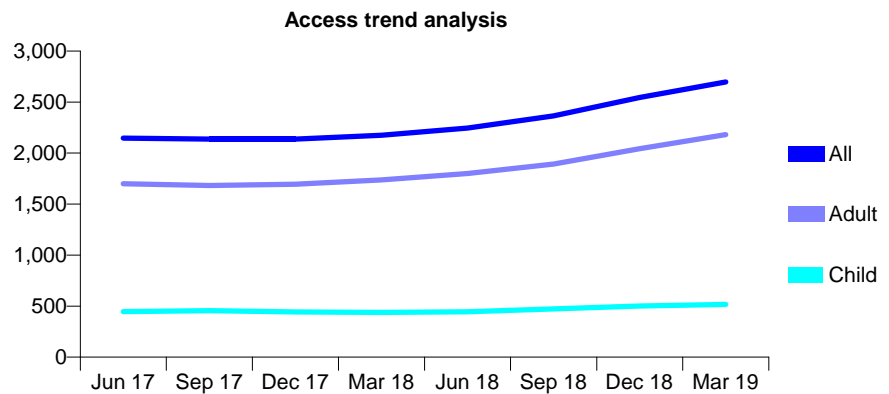
Q55 - Vital Signs At a Glance Contract Report for 755923/0001 - March 2019

Name or company name	Boulevard Dental Practice
Contract type name	GDS Contract
Purpose of contract	General
Contract start date	01/04/2006
Contract end date	

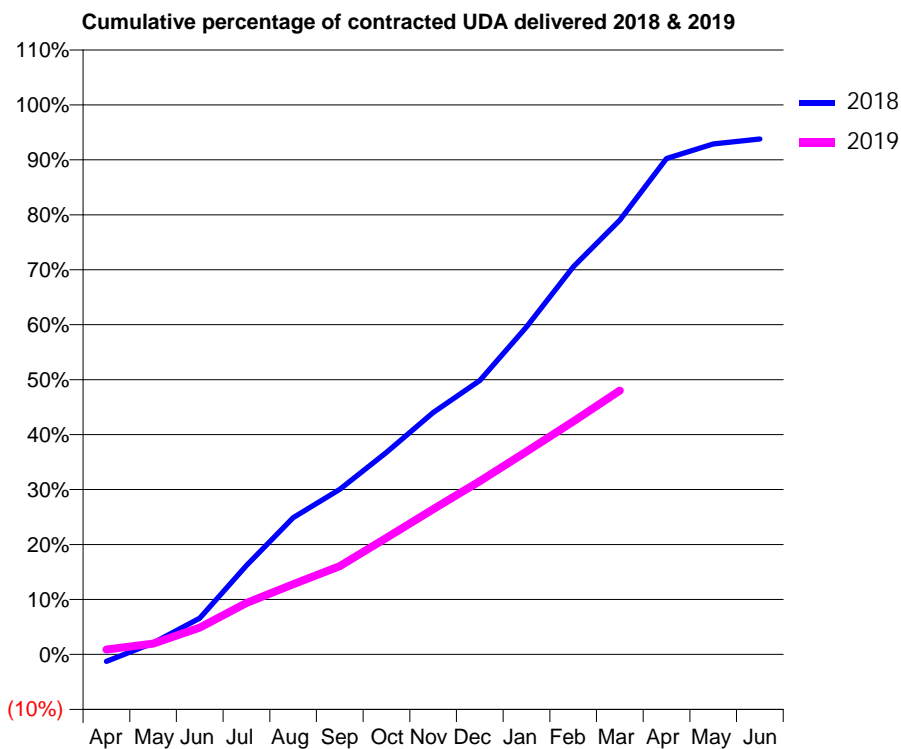
18/19 Contracted general activity (UDA)	17,537
Carry forward general activity (UDA)	0
18/19 Contracted orthodontic activity (UOA)	0
Carry forward orthodontic activity (UOA)	0
Baseline contract value	£463,890.94

ACCESS*

Patients seen in 24 months	Total	Change since previous quarter
Quarter ending March 2018	2,175	
Quarter ending June 2018	2,245	↑
Quarter ending September 2018	2,365	↑
Quarter ending December 2018	2,545	↑
Quarter ending March 2019	2,698	↑
Variance since March 2018	24.0%	↑



ACTIVITY



Month	Adjusted Scheduled Activity (UDA)	
	2018	2019
April	-98	157
May	157	345
June	498	857
July	1,219	1,645
August	1,876	2,242
September	2,264	2,817
October	2,772	3,721
November	3,317	4,636
December	3,756	5,529
January	4,492	6,474
February	5,316	7,434
March	5,956	8,421
April	6,802	
May	7,000	
June	7,069	

QUALITY

	Quantity	Base Number	Contract	AT	Region	England
% of FP17s for the same patient ID Re-attending within 3 months - Children	70	649	10.8%	10.0%	11.5%	11.8%
% of FP17s for the same patient ID Re-attending within 3 months - Adults	455	2,969	15.3%	14.2%	15.2%	15.7%
% of FP17s for the same patient ID Re-attending between 3 & 9 months - Children	266	649	41.0%	62.1%	60.2%	58.9%
% of FP17s for the same patient ID Re-attending between 3 & 9 months - Adults	1,343	2,969	45.2%	54.9%	51.8%	50.8%
% of FP17s for Band 1 Urgent Courses	535	3,354	16.0%	6.9%	8.1%	9.1%
% of FP17s Relating to Free Repair or Replacements	28	3,354	0.8%	0.8%	0.8%	0.8%
% of FP17s Relating to Continuations	14	3,354	0.4%	1.1%	0.9%	0.9%
% of Patients satisfied with the dentistry they have received	1	1	N/A	91.3%	92.7%	92.5%
% of Patients satisfied with the time they had to wait for an appointment	1	1	N/A	85.3%	87.4%	87.0%

* This is based on patients treated on this contract for their most recent course of treatment. Figures in italics indicate the base number of FP17s or Patient Questionnaire responses are less than 100. N/A is shown where the base number of responses is less than 10 during the period. % is calculated as Quantity/Base number*100

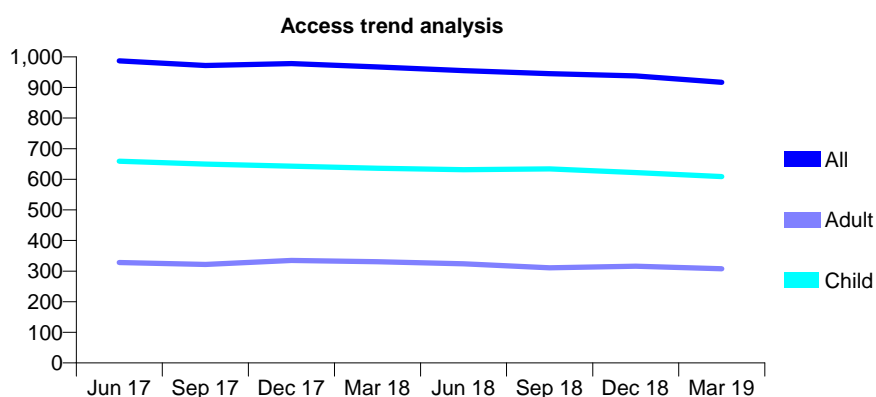
Q55 - Vital Signs At a Glance Contract Report for 761303/0001 - March 2019

Name or company name	MR RN WARD
Contract type name	GDS Contract
Purpose of contract	General
Contract start date	01/04/2006
Contract end date	

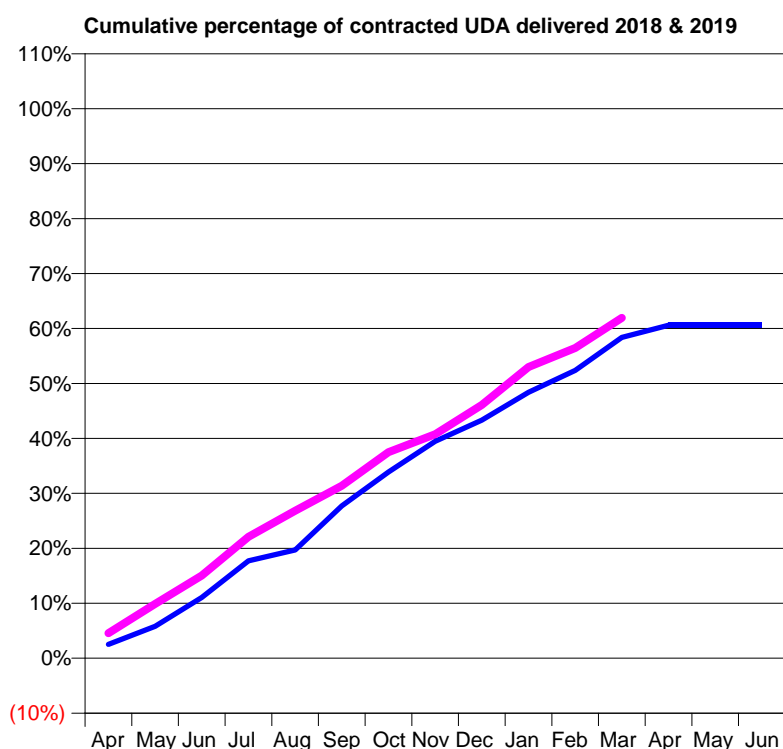
18/19 Contracted general activity (UDA)	3,000
Carry forward general activity (UDA)	0
18/19 Contracted orthodontic activity (UOA)	0
Carry forward orthodontic activity (UOA)	0
Baseline contract value	£67,087.10

ACCESS*

Patients seen in 24 months	Total	Change since previous quarter
Quarter ending March 2018	967	
Quarter ending June 2018	955	↓
Quarter ending September 2018	945	↓
Quarter ending December 2018	938	→
Quarter ending March 2019	917	↓
Variance since March 2018	(5.2%)	↓



ACTIVITY



Month	2018	2019
April	76	137
May	174	297
June	331	451
July	532	663
August	591	805
September	831	942
October	1,017	1,125
November	1,184	1,223
December	1,300	1,383
January	1,452	1,589
February	1,572	1,693
March	1,751	1,858
April	1,817	
May	1,817	
June	1,817	

QUALITY

	Quantity	Base Number	Contract	AT	Region	England
% of FP17s for the same patient ID Re-attending within 3 months - Children	80	1,064	7.5%	10.0%	11.5%	11.8%
% of FP17s for the same patient ID Re-attending within 3 months - Adults	46	341	13.5%	14.2%	15.2%	15.7%
% of FP17s for the same patient ID Re-attending between 3 & 9 months - Children	759	1,064	71.3%	62.1%	60.2%	58.9%
% of FP17s for the same patient ID Re-attending between 3 & 9 months - Adults	121	341	35.5%	54.9%	51.8%	50.8%
% of FP17s for Band 1 Urgent Courses	172	1,357	12.7%	6.9%	8.1%	9.1%
% of FP17s Relating to Free Repair or Replacements	0	1,357	0.0%	0.8%	0.8%	0.8%
% of FP17s Relating to Continuations	7	1,357	0.5%	1.1%	0.9%	0.9%
% of Patients satisfied with the dentistry they have received	0	0	N/A	91.3%	92.7%	92.5%
% of Patients satisfied with the time they had to wait for an appointment	0	0	N/A	85.3%	87.4%	87.0%

* This is based on patients treated on this contract for their most recent course of treatment.

Figures in italics indicate the base number of FP17s or Patient Questionnaire responses are less than 100. N/A is shown where the base number of responses is less than 10 during the period. % is calculated as Quantity/Base number*100

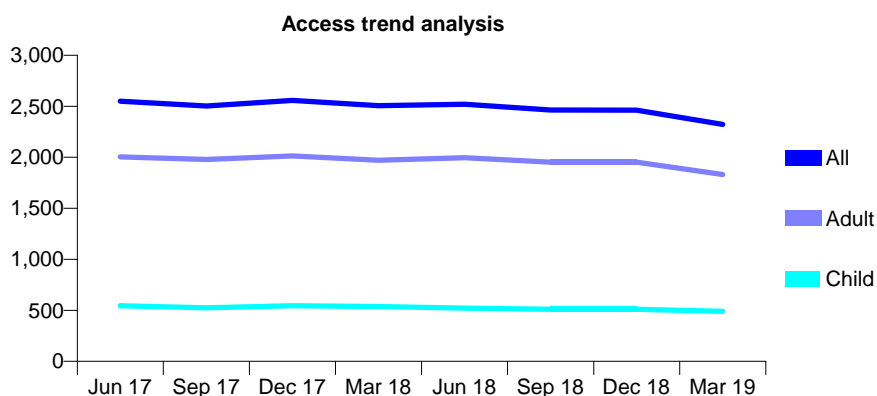
Q55 - Vital Signs At a Glance Contract Report for 769061/0001 - March 2019

Name or company name	MISS KL SMITH
Contract type name	GDS Contract
Purpose of contract	General
Contract start date	01/04/2006
Contract end date	

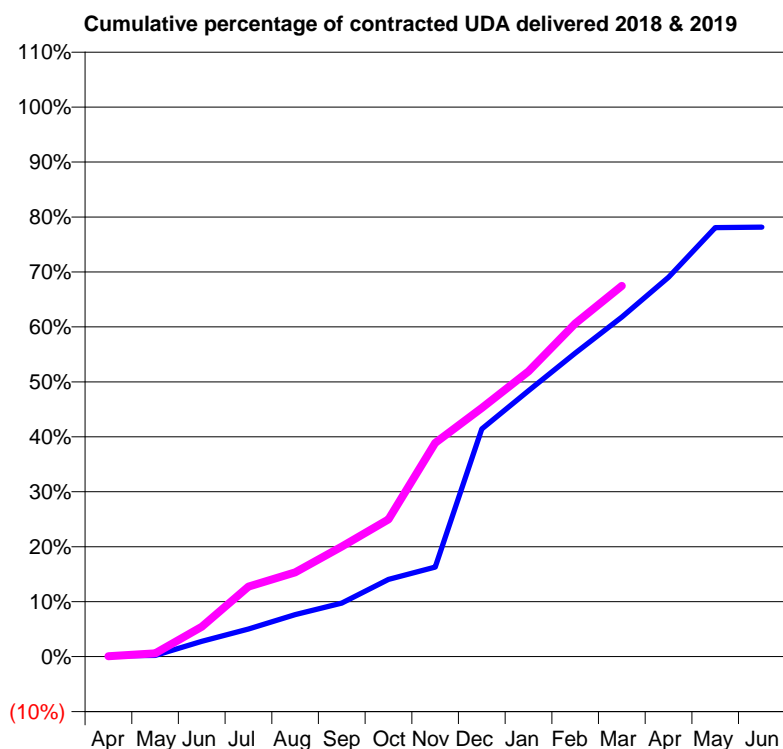
18/19 Contracted general activity (UDA)	9,929
Carry forward general activity (UDA)	0
18/19 Contracted orthodontic activity (UOA)	0
Carry forward orthodontic activity (UOA)	0
Baseline contract value	£234,076.26

ACCESS*

Patients seen in 24 months	Total	Change since previous quarter
Quarter ending March 2018	2,507	
Quarter ending June 2018	2,519	→
Quarter ending September 2018	2,463	↓
Quarter ending December 2018	2,462	→
Quarter ending March 2019	2,322	↓
Variance since March 2018	(7.4%)	↓



ACTIVITY



Month	Adjusted Scheduled Activity (UDA)	
	2018	2019
April	13	7
May	23	58
June	276	538
July	500	1,266
August	760	1,521
September	967	1,990
October	1,397	2,480
November	1,618	3,860
December	4,114	4,493
January	4,803	5,155
February	5,482	6,018
March	6,137	6,699
April	6,854	
May	7,751	
June	7,761	

QUALITY

	Quantity	Base Number	Contract	AT	Region	England
% of FP17s for the same patient ID Re-attending within 3 months - Children	60	748	8.0%	10.0%	11.5%	11.8%
% of FP17s for the same patient ID Re-attending within 3 months - Adults	431	2,638	16.3%	14.2%	15.2%	15.7%
% of FP17s for the same patient ID Re-attending between 3 & 9 months - Children	467	748	62.4%	62.1%	60.2%	58.9%
% of FP17s for the same patient ID Re-attending between 3 & 9 months - Adults	1,377	2,638	52.2%	54.9%	51.8%	50.8%
% of FP17s for Band 1 Urgent Courses	187	2,731	6.8%	6.9%	8.1%	9.1%
% of FP17s Relating to Free Repair or Replacements	1	2,731	0.0%	0.8%	0.8%	0.8%
% of FP17s Relating to Continuations	49	2,731	1.8%	1.1%	0.9%	0.9%
% of Patients satisfied with the dentistry they have received	1	1	N/A	91.3%	92.7%	92.5%
% of Patients satisfied with the time they had to wait for an appointment	1	1	N/A	85.3%	87.4%	87.0%

* This is based on patients treated on this contract for their most recent course of treatment. Figures in italics indicate the base number of FP17s or Patient Questionnaire responses are less than 100. N/A is shown where the base number of responses is less than 10 during the period. % is calculated as Quantity/Base number*100

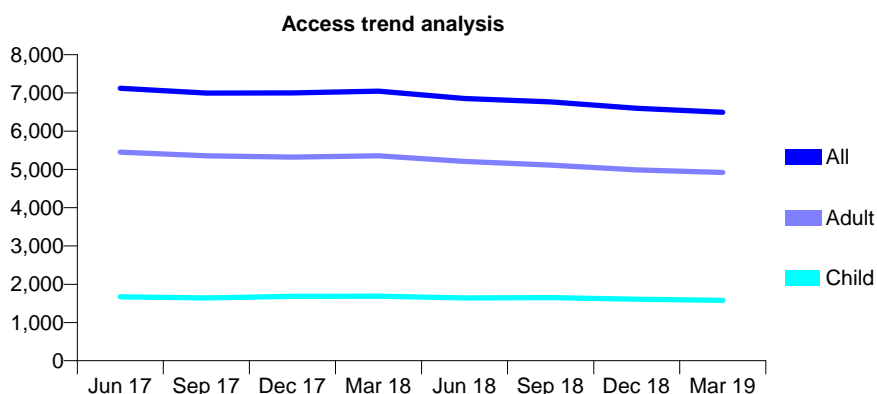
Q55 - Vital Signs At a Glance Contract Report for 783145/0001 - March 2019

Name or company name	MR BS PEERBUX
Contract type name	GDS Contract
Purpose of contract	General
Contract start date	03/10/2009
Contract end date	

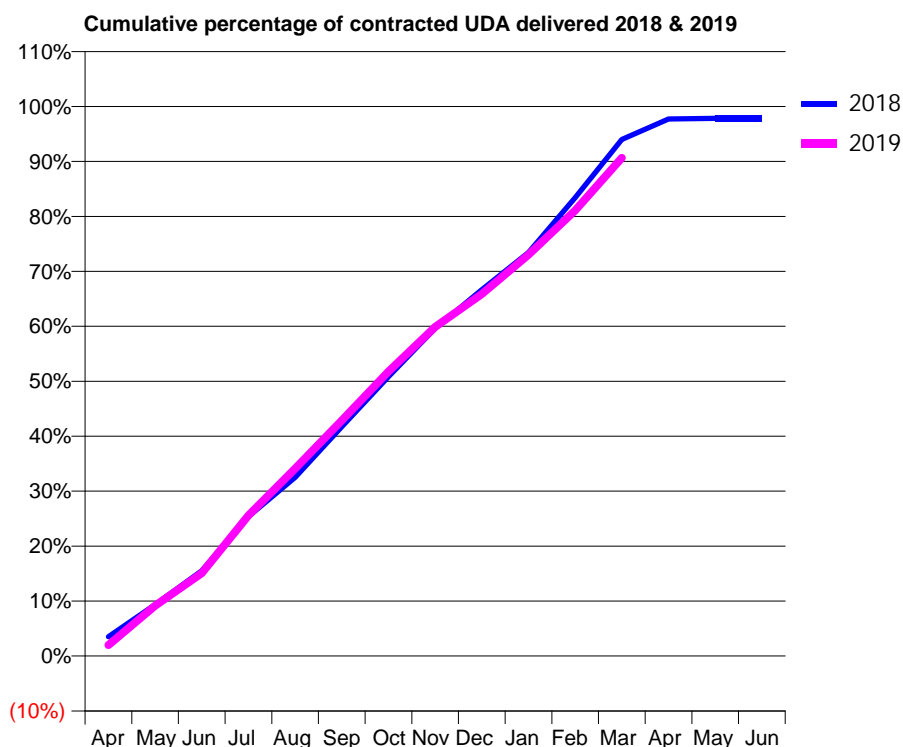
18/19 Contracted general activity (UDA)	20,495
Carry forward general activity (UDA)	442
18/19 Contracted orthodontic activity (UOA)	0
Carry forward orthodontic activity (UOA)	0
Baseline contract value	£572,945.26

ACCESS*

Patients seen in 24 months	Total	Change since previous quarter
Quarter ending March 2018	7,047	
Quarter ending June 2018	6,855	↓
Quarter ending September 2018	6,766	↓
Quarter ending December 2018	6,596	↓
Quarter ending March 2019	6,496	↓
Variance since March 2018	(7.8%)	↓



ACTIVITY



Month	Adjusted Scheduled Activity (UDA)	
	2018	2019
April	718	410
May	1,916	1,879
June	3,182	3,092
July	5,200	5,246
August	6,667	6,990
September	8,552	8,779
October	10,418	10,609
November	12,224	12,278
December	13,658	13,493
January	15,050	14,967
February	17,095	16,618
March	19,264	18,578
April	20,026	
May	20,053	
June	20,053	

QUALITY

	Quantity	Base Number	Contract	AT	Region	England
% of FP17s for the same patient ID Re-attending within 3 months - Children	244	2,553	9.6%	10.0%	11.5%	11.8%
% of FP17s for the same patient ID Re-attending within 3 months - Adults	1,538	8,230	18.7%	14.2%	15.2%	15.7%
% of FP17s for the same patient ID Re-attending between 3 & 9 months - Children	1,650	2,553	64.6%	62.1%	60.2%	58.9%
% of FP17s for the same patient ID Re-attending between 3 & 9 months - Adults	5,085	8,230	61.8%	54.9%	51.8%	50.8%
% of FP17s for Band 1 Urgent Courses	928	9,963	9.3%	6.9%	8.1%	9.1%
% of FP17s Relating to Free Repair or Replacements	114	9,963	1.1%	0.8%	0.8%	0.8%
% of FP17s Relating to Continuations	153	9,963	1.5%	1.1%	0.9%	0.9%
% of Patients satisfied with the dentistry they have received	3	3	N/A	91.3%	92.7%	92.5%
% of Patients satisfied with the time they had to wait for an appointment	3	3	N/A	85.3%	87.4%	87.0%

* This is based on patients treated on this contract for their most recent course of treatment. Figures in italics indicate the base number of FP17s or Patient Questionnaire responses are less than 100. N/A is shown where the base number of responses is less than 10 during the period. % is calculated as Quantity/Base number*100

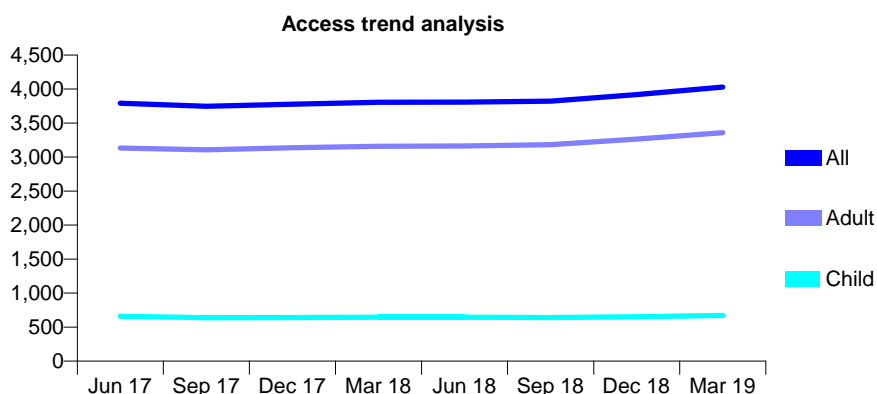
Q55 - Vital Signs At a Glance Contract Report for 787213/0001 - March 2019

Name or company name	MRS SA MITCHELL
Contract type name	GDS Contract
Purpose of contract	General
Contract start date	03/12/2012
Contract end date	

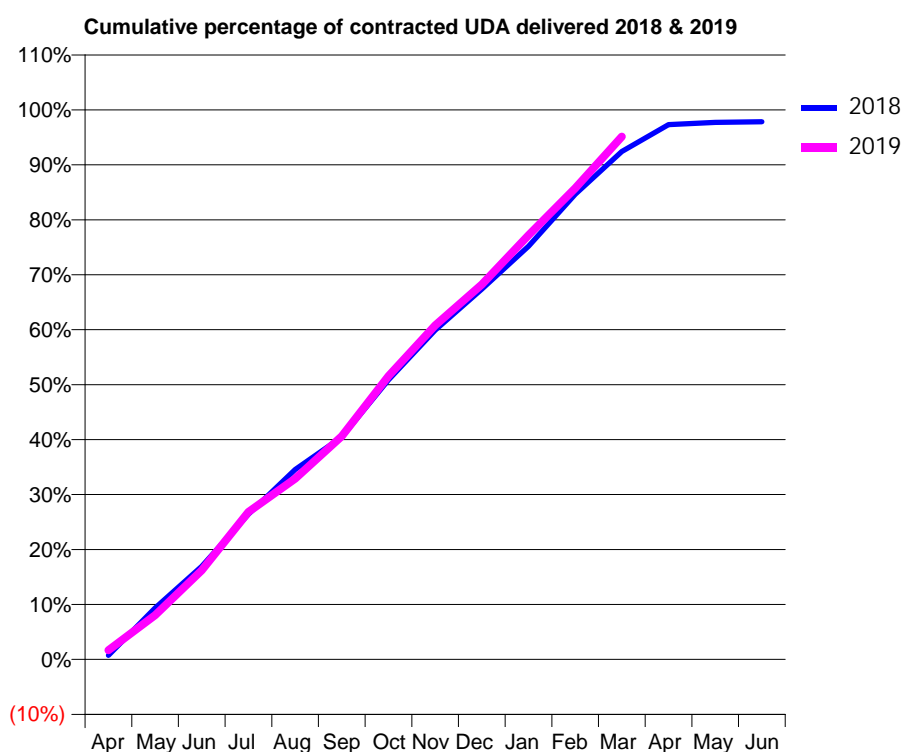
18/19 Contracted general activity (UDA)	12,621
Carry forward general activity (UDA)	273
18/19 Contracted orthodontic activity (UOA)	0
Carry forward orthodontic activity (UOA)	0
Baseline contract value	£406,472.05

ACCESS*

Patients seen in 24 months	Total	Change since previous quarter
Quarter ending March 2018	3,806	
Quarter ending June 2018	3,809	→
Quarter ending September 2018	3,822	→
Quarter ending December 2018	3,919	↑
Quarter ending March 2019	4,030	↑
Variance since March 2018	5.9%	↑



ACTIVITY



Month	Adjusted Scheduled Activity (UDA)	
	2018	2019
April	94	213
May	1,184	1,018
June	2,139	2,047
July	3,337	3,388
August	4,359	4,152
September	5,107	5,126
October	6,418	6,507
November	7,562	7,673
December	8,503	8,610
January	9,487	9,740
February	10,684	10,823
March	11,663	12,005
April	12,282	
May	12,334	
June	12,348	

QUALITY

	Quantity	Base Number	Contract	AT	Region	England
% of FP17s for the same patient ID Re-attending within 3 months - Children	82	1,168	7.0%	10.0%	11.5%	11.8%
% of FP17s for the same patient ID Re-attending within 3 months - Adults	991	5,895	16.8%	14.2%	15.2%	15.7%
% of FP17s for the same patient ID Re-attending between 3 & 9 months - Children	844	1,168	72.3%	62.1%	60.2%	58.9%
% of FP17s for the same patient ID Re-attending between 3 & 9 months - Adults	3,673	5,895	62.3%	54.9%	51.8%	50.8%
% of FP17s for Band 1 Urgent Courses	716	6,747	10.6%	6.9%	8.1%	9.1%
% of FP17s Relating to Free Repair or Replacements	86	6,747	1.3%	0.8%	0.8%	0.8%
% of FP17s Relating to Continuations	119	6,747	1.8%	1.1%	0.9%	0.9%
% of Patients satisfied with the dentistry they have received	3	3	N/A	91.3%	92.7%	92.5%
% of Patients satisfied with the time they had to wait for an appointment	3	3	N/A	85.3%	87.4%	87.0%

* This is based on patients treated on this contract for their most recent course of treatment. Figures in italics indicate the base number of FP17s or Patient Questionnaire responses are less than 100. N/A is shown where the base number of responses is less than 10 during the period. % is calculated as Quantity/Base number*100

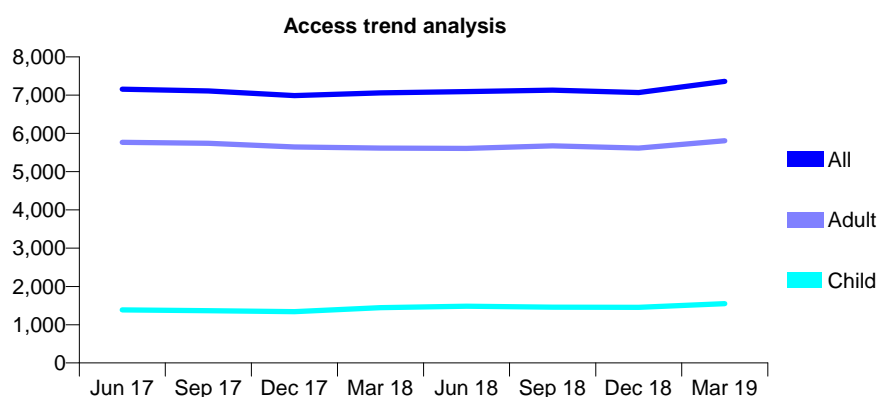
Q55 - Vital Signs At a Glance Contract Report for 810584/0001 - March 2019

Name or company name	MR PR THORPE
Contract type name	GDS Contract
Purpose of contract	General
Contract start date	01/04/2006
Contract end date	

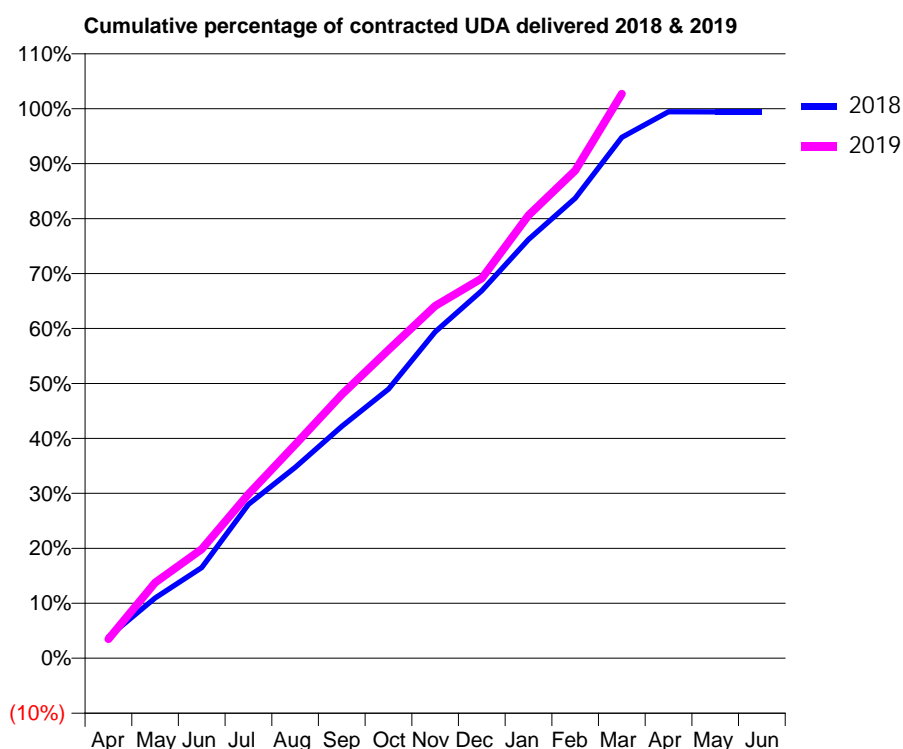
18/19 Contracted general activity (UDA)	17,348
Carry forward general activity (UDA)	101
18/19 Contracted orthodontic activity (UOA)	0
Carry forward orthodontic activity (UOA)	0
Baseline contract value	£483,778.29

ACCESS*

Patients seen in 24 months	Total	Change since previous quarter
Quarter ending March 2018	7,059	
Quarter ending June 2018	7,091	→
Quarter ending September 2018	7,131	→
Quarter ending December 2018	7,069	→
Quarter ending March 2019	7,360	↑
Variance since March 2018	4.3%	↑



ACTIVITY



Month	2018	2019
April	676	603
May	1,901	2,391
June	2,865	3,447
July	4,859	5,179
August	6,028	6,740
September	7,318	8,326
October	8,496	9,731
November	10,305	11,123
December	11,604	11,991
January	13,218	13,981
February	14,524	15,399
March	16,442	17,815
April	17,249	
May	17,247	
June	17,247	

QUALITY

	Quantity	Base Number	Contract	AT	Region	England
% of FP17s for the same patient ID Re-attending within 3 months - Children	105	2,400	4.4%	10.0%	11.5%	11.8%
% of FP17s for the same patient ID Re-attending within 3 months - Adults	813	8,182	9.9%	14.2%	15.2%	15.7%
% of FP17s for the same patient ID Re-attending between 3 & 9 months - Children	1,522	2,400	63.4%	62.1%	60.2%	58.9%
% of FP17s for the same patient ID Re-attending between 3 & 9 months - Adults	4,188	8,182	51.2%	54.9%	51.8%	50.8%
% of FP17s for Band 1 Urgent Courses	681	10,083	6.8%	6.9%	8.1%	9.1%
% of FP17s Relating to Free Repair or Replacements	89	10,083	0.9%	0.8%	0.8%	0.8%
% of FP17s Relating to Continuations	98	10,083	1.0%	1.1%	0.9%	0.9%
% of Patients satisfied with the dentistry they have received	3	3	N/A	91.3%	92.7%	92.5%
% of Patients satisfied with the time they had to wait for an appointment	3	3	N/A	85.3%	87.4%	87.0%

* This is based on patients treated on this contract for their most recent course of treatment. Figures in italics indicate the base number of FP17s or Patient Questionnaire responses are less than 100. N/A is shown where the base number of responses is less than 10 during the period. % is calculated as Quantity/Base number*100

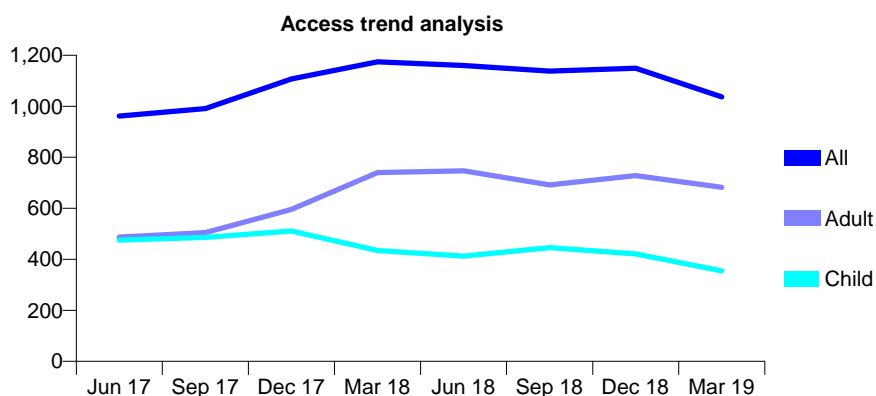
Q55 - Vital Signs At a Glance Contract Report for 810584/0002 - March 2019

Name or company name	MR PR THORPE
Contract type name	GDS Contract
Purpose of contract	General
Contract start date	01/07/2008
Contract end date	

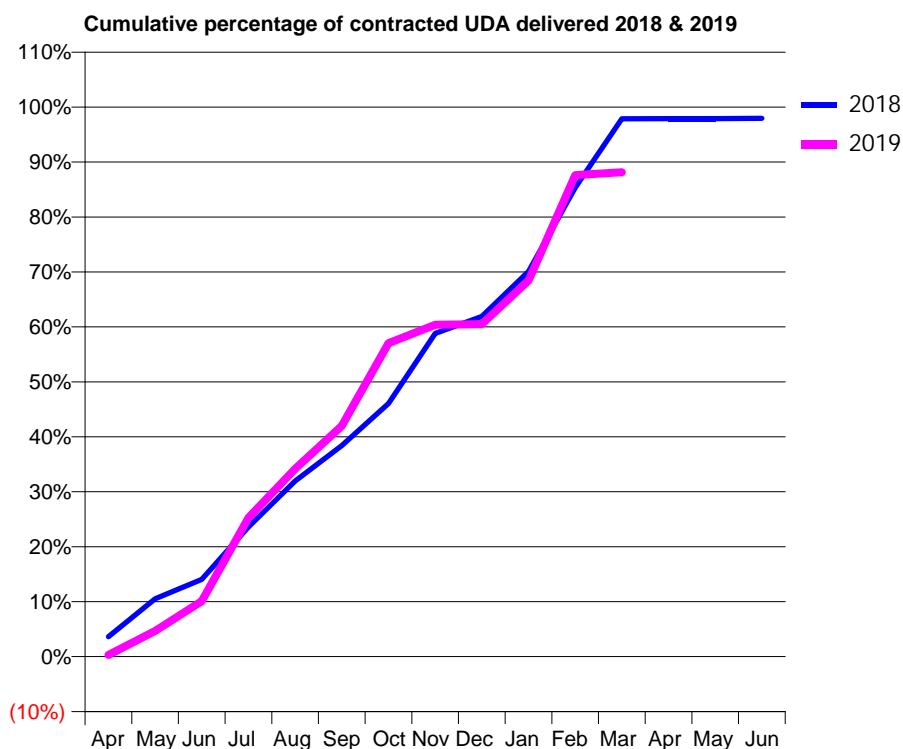
18/19 Contracted general activity (UDA)	3,000
Carry forward general activity (UDA)	61
18/19 Contracted orthodontic activity (UOA)	0
Carry forward orthodontic activity (UOA)	0
Baseline contract value	£116,051.90

ACCESS*

Patients seen in 24 months	Total	Change since previous quarter
Quarter ending March 2018	1,174	
Quarter ending June 2018	1,160	↓
Quarter ending September 2018	1,138	↓
Quarter ending December 2018	1,149	→
Quarter ending March 2019	1,037	↓
Variance since March 2018	(11.7%)	↓



ACTIVITY



Month	Adjusted Scheduled Activity (UDA)	
	2018	2019
April	109	9
May	317	140
June	422	303
July	708	758
August	959	1,026
September	1,152	1,260
October	1,381	1,711
November	1,764	1,811
December	1,857	1,815
January	2,102	2,053
February	2,560	2,628
March	2,935	2,644
April	2,937	
May	2,937	
June	2,939	

QUALITY

	Quantity	Base Number	Contract	AT	Region	England
% of FP17s for the same patient ID Re-attending within 3 months - Children	5	554	0.9%	10.0%	11.5%	11.8%
% of FP17s for the same patient ID Re-attending within 3 months - Adults	26	847	3.1%	14.2%	15.2%	15.7%
% of FP17s for the same patient ID Re-attending between 3 & 9 months - Children	263	554	47.5%	62.1%	60.2%	58.9%
% of FP17s for the same patient ID Re-attending between 3 & 9 months - Adults	160	847	18.9%	54.9%	51.8%	50.8%
% of FP17s for Band 1 Urgent Courses	91	1,393	6.5%	6.9%	8.1%	9.1%
% of FP17s Relating to Free Repair or Replacements	4	1,393	0.3%	0.8%	0.8%	0.8%
% of FP17s Relating to Continuations	8	1,393	0.6%	1.1%	0.9%	0.9%
% of Patients satisfied with the dentistry they have received	0	0	N/A	91.3%	92.7%	92.5%
% of Patients satisfied with the time they had to wait for an appointment	0	0	N/A	85.3%	87.4%	87.0%

* This is based on patients treated on this contract for their most recent course of treatment. Figures in italics indicate the base number of FP17s or Patient Questionnaire responses are less than 100. N/A is shown where the base number of responses is less than 10 during the period. % is calculated as Quantity/Base number*100

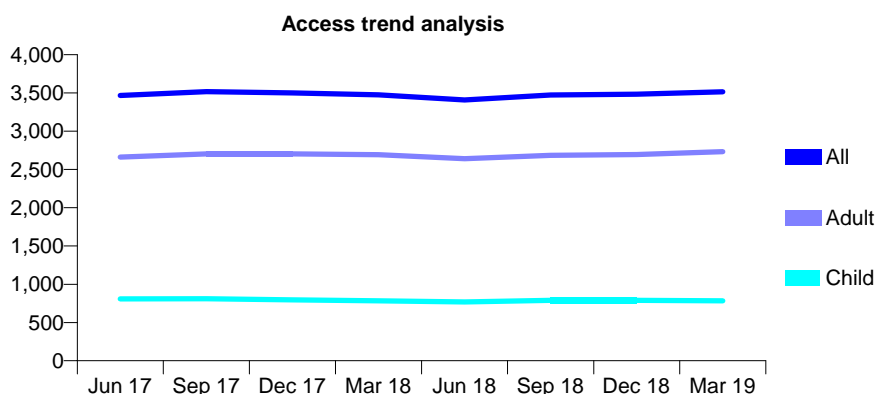
Q55 - Vital Signs At a Glance Contract Report for 813532/0001 - March 2019

Name or company name	Chatsworth Dental Care
Contract type name	GDS Contract
Purpose of contract	General
Contract start date	01/04/2006
Contract end date	

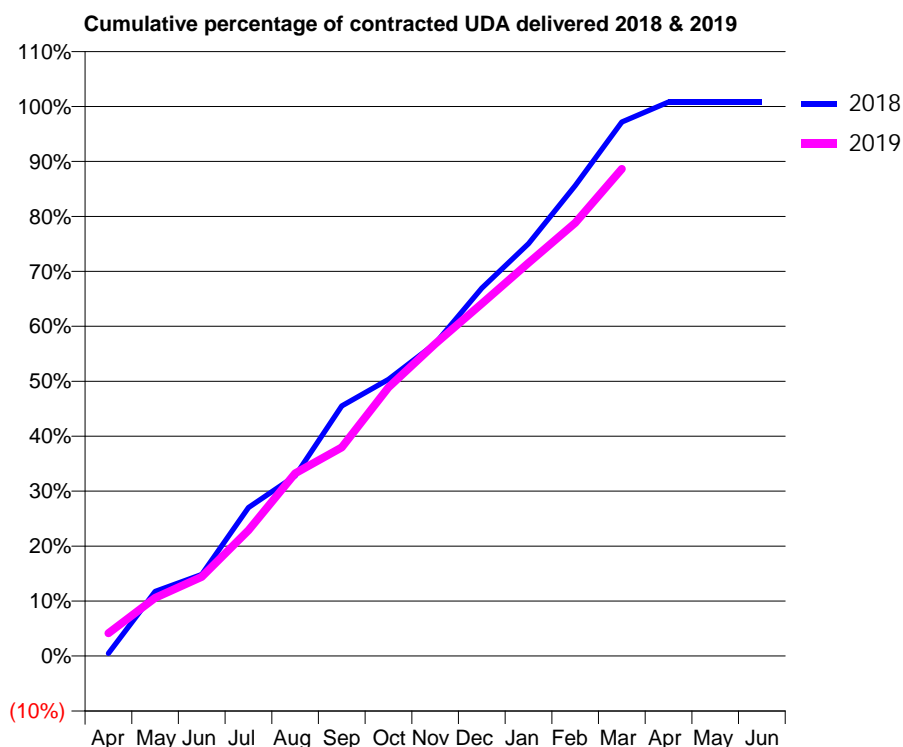
18/19 Contracted general activity (UDA)	12,083
Carry forward general activity (UDA)	-83
18/19 Contracted orthodontic activity (UOA)	0
Carry forward orthodontic activity (UOA)	0
Baseline contract value	£374,698.02

ACCESS*

Patients seen in 24 months	Total	Change since previous quarter
Quarter ending March 2018	3,475	
Quarter ending June 2018	3,408	↓
Quarter ending September 2018	3,473	→
Quarter ending December 2018	3,483	→
Quarter ending March 2019	3,515	→
Variance since March 2018	1.2%	→



ACTIVITY



Month	Adjusted Scheduled Activity (UDA)	
	2018	2019
April	48	503
May	1,185	1,281
June	1,496	1,741
July	2,725	2,764
August	3,304	4,015
September	4,590	4,588
October	5,075	5,908
November	5,735	6,864
December	6,750	7,749
January	7,565	8,642
February	8,631	9,523
March	9,799	10,710
April	10,162	
May	10,166	
June	10,166	

QUALITY

	Quantity	Base Number	Contract	AT	Region	England
% of FP17s for the same patient ID Re-attending within 3 months - Children	96	1,148	8.4%	10.0%	11.5%	11.8%
% of FP17s for the same patient ID Re-attending within 3 months - Adults	539	4,216	12.8%	14.2%	15.2%	15.7%
% of FP17s for the same patient ID Re-attending between 3 & 9 months - Children	710	1,148	61.8%	62.1%	60.2%	58.9%
% of FP17s for the same patient ID Re-attending between 3 & 9 months - Adults	2,629	4,216	62.4%	54.9%	51.8%	50.8%
% of FP17s for Band 1 Urgent Courses	285	5,150	5.5%	6.9%	8.1%	9.1%
% of FP17s Relating to Free Repair or Replacements	35	5,150	0.7%	0.8%	0.8%	0.8%
% of FP17s Relating to Continuations	136	5,150	2.6%	1.1%	0.9%	0.9%
% of Patients satisfied with the dentistry they have received	2	2	N/A	91.3%	92.7%	92.5%
% of Patients satisfied with the time they had to wait for an appointment	1	2	N/A	85.3%	87.4%	87.0%

* This is based on patients treated on this contract for their most recent course of treatment. Figures in italics indicate the base number of FP17s or Patient Questionnaire responses are less than 100. N/A is shown where the base number of responses is less than 10 during the period. % is calculated as Quantity/Base number*100

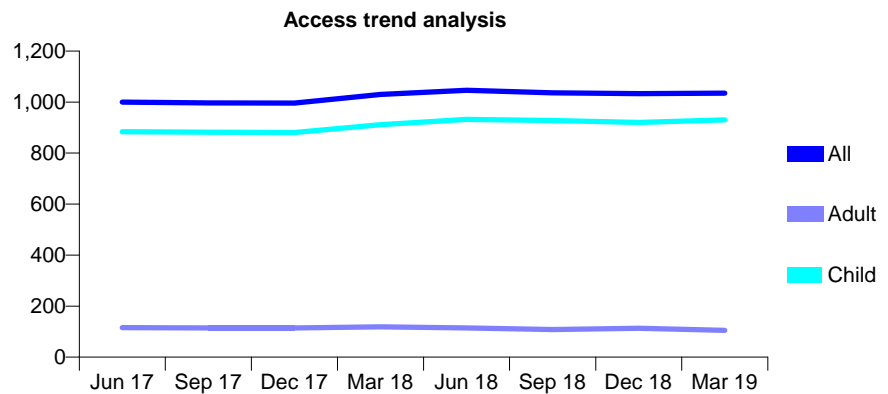
Q55 - Vital Signs At a Glance Contract Report for 813842/0002 - March 2019

Name or company name	MR DA DUNNING
Contract type name	GDS Contract
Purpose of contract	General and Orthodontic
Contract start date	01/04/2006
Contract end date	

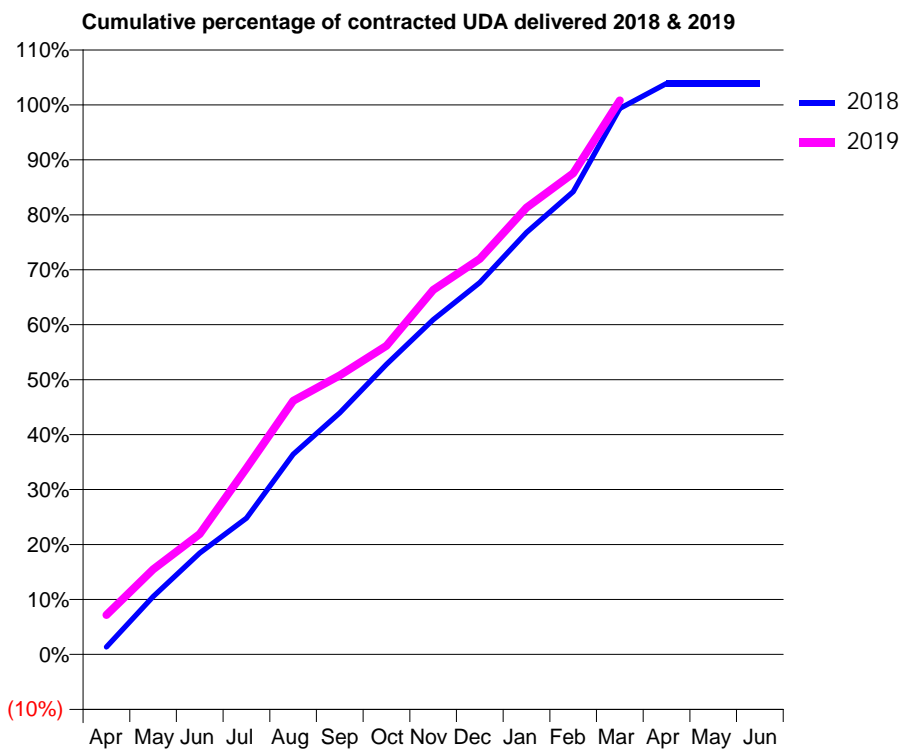
18/19 Contracted general activity (UDA)	2,012
Carry forward general activity (UDA)	-60
18/19 Contracted orthodontic activity (UOA)	423
Carry forward orthodontic activity (UOA)	-8
Baseline contract value	£73,246.96

ACCESS*

Patients seen in 24 months	Total	Change since previous quarter
Quarter ending March 2018	1,030	
Quarter ending June 2018	1,046	→
Quarter ending September 2018	1,036	→
Quarter ending December 2018	1,033	→
Quarter ending March 2019	1,035	→
Variance since March 2018	0.5%	→



ACTIVITY



Month	2018	2019
April	27	145
May	212	311
June	371	441
July	499	682
August	732	929
September	885	1,022
October	1,062	1,130
November	1,225	1,335
December	1,362	1,448
January	1,544	1,636
February	1,694	1,762
March	1,999	2,029
April	2,090	
May	2,090	
June	2,090	

QUALITY

	Quantity	Base Number	Contract	AT	Region	England
% of FP17s for the same patient ID Re-attending within 3 months - Children	156	1,683	9.3%	10.0%	11.5%	11.8%
% of FP17s for the same patient ID Re-attending within 3 months - Adults	0	33	0.0%	14.2%	15.2%	15.7%
% of FP17s for the same patient ID Re-attending between 3 & 9 months - Children	1,182	1,683	70.2%	62.1%	60.2%	58.9%
% of FP17s for the same patient ID Re-attending between 3 & 9 months - Adults	19	33	57.6%	54.9%	51.8%	50.8%
% of FP17s for Band 1 Urgent Courses	38	1,534	2.5%	6.9%	8.1%	9.1%
% of FP17s Relating to Free Repair or Replacements	0	1,534	0.0%	0.8%	0.8%	0.8%
% of FP17s Relating to Continuations	0	1,534	0.0%	1.1%	0.9%	0.9%
% of Patients satisfied with the dentistry they have received	0	0	N/A	91.3%	92.7%	92.5%
% of Patients satisfied with the time they had to wait for an appointment	0	0	N/A	85.3%	87.4%	87.0%

* This is based on patients treated on this contract for their most recent course of treatment. Figures in italics indicate the base number of FP17s or Patient Questionnaire responses are less than 100. N/A is shown where the base number of responses is less than 10 during the period. % is calculated as Quantity/Base number*100

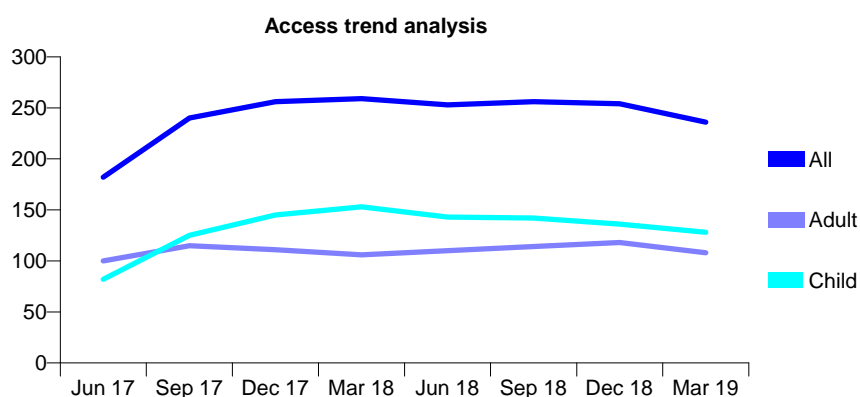
Q55 - Vital Signs At a Glance Contract Report for 819417/0001 - March 2019

Name or company name	MRS HM BAKER
Contract type name	GDS Contract
Purpose of contract	General
Contract start date	01/04/2006
Contract end date	

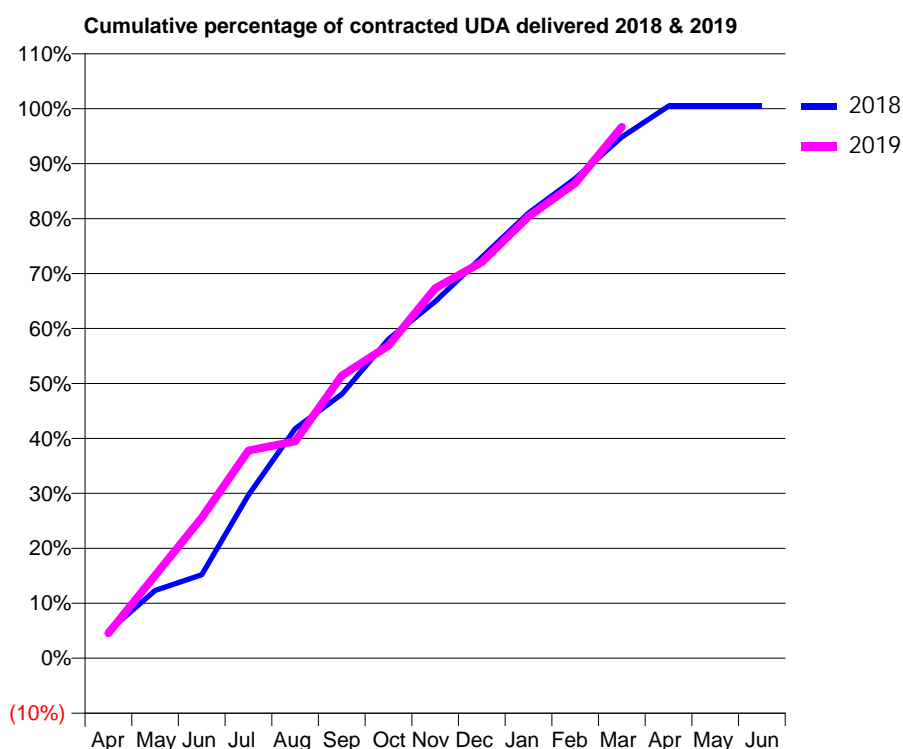
18/19 Contracted general activity (UDA)	617
Carry forward general activity (UDA)	-3
18/19 Contracted orthodontic activity (UOA)	0
Carry forward orthodontic activity (UOA)	0
Baseline contract value	£14,184.98

ACCESS*

Patients seen in 24 months	Total	Change since previous quarter
Quarter ending March 2018	259	
Quarter ending June 2018	253	↓
Quarter ending September 2018	256	→
Quarter ending December 2018	254	→
Quarter ending March 2019	236	↓
Variance since March 2018	(8.9%)	↓



ACTIVITY



Month	Adjusted Scheduled Activity (UDA)	
	2018	2019
April	30	28
May	76	93
June	94	158
July	183	233
August	258	244
September	296	317
October	358	351
November	400	415
December	450	445
January	500	496
February	539	533
March	585	596
April	620	
May	620	
June	620	

QUALITY

	Quantity	Base Number	Contract	AT	Region	England
% of FP17s for the same patient ID Re-attending within 3 months - Children	6	257	2.3%	10.0%	11.5%	11.8%
% of FP17s for the same patient ID Re-attending within 3 months - Adults	25	226	11.1%	14.2%	15.2%	15.7%
% of FP17s for the same patient ID Re-attending between 3 & 9 months - Children	204	257	79.4%	62.1%	60.2%	58.9%
% of FP17s for the same patient ID Re-attending between 3 & 9 months - Adults	115	226	50.9%	54.9%	51.8%	50.8%
% of FP17s for Band 1 Urgent Courses	52	459	11.3%	6.9%	8.1%	9.1%
% of FP17s Relating to Free Repair or Replacements	2	459	0.4%	0.8%	0.8%	0.8%
% of FP17s Relating to Continuations	0	459	0.0%	1.1%	0.9%	0.9%
% of Patients satisfied with the dentistry they have received	0	0	N/A	91.3%	92.7%	92.5%
% of Patients satisfied with the time they had to wait for an appointment	0	0	N/A	85.3%	87.4%	87.0%

* This is based on patients treated on this contract for their most recent course of treatment.

Figures in italics indicate the base number of FP17s or Patient Questionnaire responses are less than 100. N/A is shown where the base number of responses is less than 10 during the period. % is calculated as Quantity/Base number*100

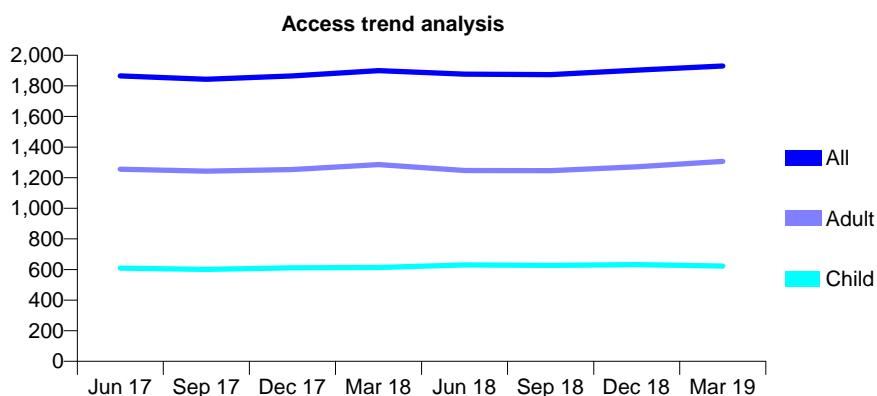
Q55 - Vital Signs At a Glance Contract Report for 819700/0001 - March 2019

Name or company name	MR JS SAGOO
Contract type name	GDS Contract
Purpose of contract	General
Contract start date	01/04/2006
Contract end date	

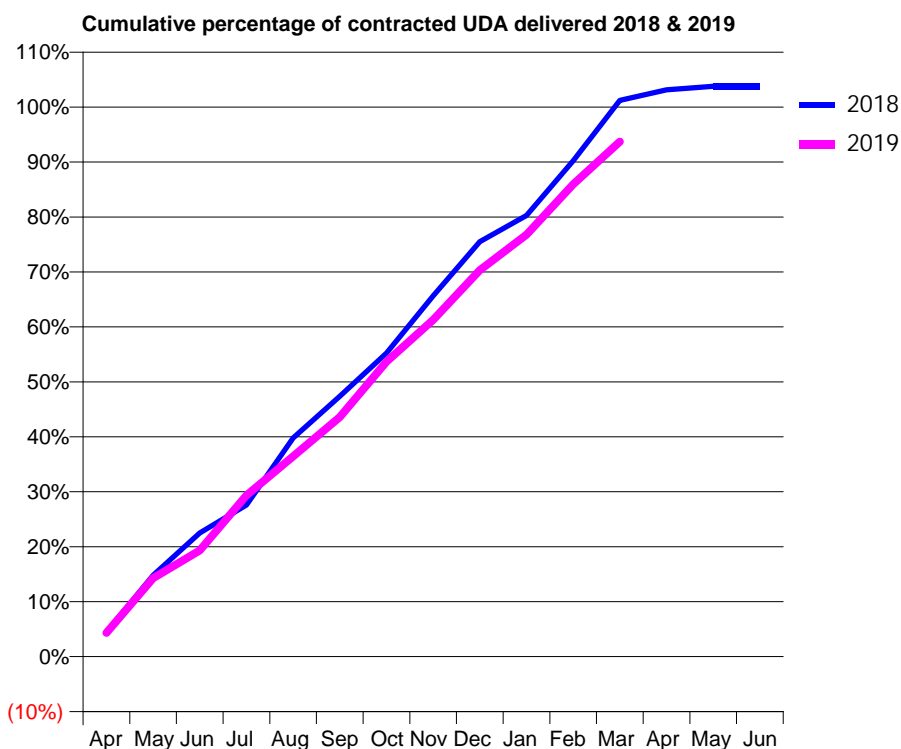
18/19 Contracted general activity (UDA)	6,119
Carry forward general activity (UDA)	0
18/19 Contracted orthodontic activity (UOA)	0
Carry forward orthodontic activity (UOA)	0
Baseline contract value	£176,458.00

ACCESS*

Patients seen in 24 months	Total	Change since previous quarter
Quarter ending March 2018	1,899	
Quarter ending June 2018	1,877	↓
Quarter ending September 2018	1,873	→
Quarter ending December 2018	1,903	→
Quarter ending March 2019	1,930	→
Variance since March 2018	1.6%	→



ACTIVITY



Month	Adjusted Scheduled Activity (UDA)	
	2018	2019
April	228	265
May	759	875
June	1,152	1,182
July	1,414	1,795
August	2,037	2,231
September	2,426	2,666
October	2,827	3,283
November	3,361	3,750
December	3,865	4,302
January	4,109	4,697
February	4,619	5,259
March	5,181	5,734
April	5,280	
May	5,312	
June	5,312	

QUALITY

	Quantity	Base Number	Contract	AT	Region	England
% of FP17s for the same patient ID Re-attending within 3 months - Children	63	795	7.9%	10.0%	11.5%	11.8%
% of FP17s for the same patient ID Re-attending within 3 months - Adults	281	1,536	18.3%	14.2%	15.2%	15.7%
% of FP17s for the same patient ID Re-attending between 3 & 9 months - Children	361	795	45.4%	62.1%	60.2%	58.9%
% of FP17s for the same patient ID Re-attending between 3 & 9 months - Adults	625	1,536	40.7%	54.9%	51.8%	50.8%
% of FP17s for Band 1 Urgent Courses	128	2,279	5.6%	6.9%	8.1%	9.1%
% of FP17s Relating to Free Repair or Replacements	20	2,279	0.9%	0.8%	0.8%	0.8%
% of FP17s Relating to Continuations	82	2,279	3.6%	1.1%	0.9%	0.9%
% of Patients satisfied with the dentistry they have received	0	0	N/A	91.3%	92.7%	92.5%
% of Patients satisfied with the time they had to wait for an appointment	0	0	N/A	85.3%	87.4%	87.0%

* This is based on patients treated on this contract for their most recent course of treatment. Figures in italics indicate the base number of FP17s or Patient Questionnaire responses are less than 100. N/A is shown where the base number of responses is less than 10 during the period. % is calculated as Quantity/Base number*100

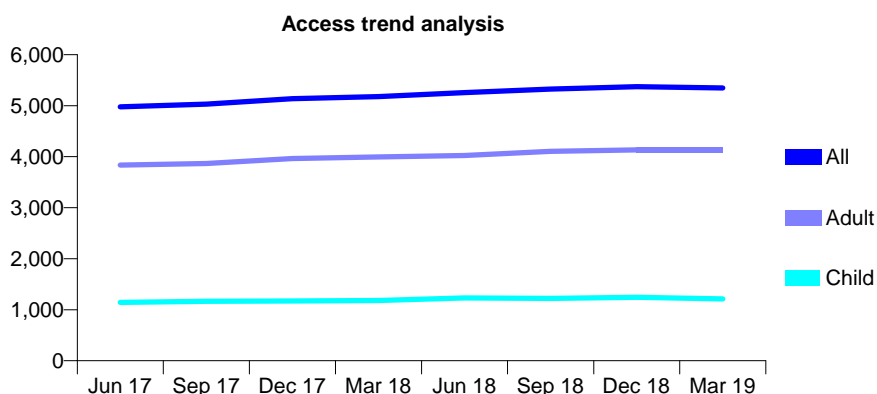
Q55 - Vital Signs At a Glance Contract Report for 819700/0002 - March 2019

Name or company name	MR JS SAGOO
Contract type name	GDS Contract
Purpose of contract	General
Contract start date	01/04/2006
Contract end date	

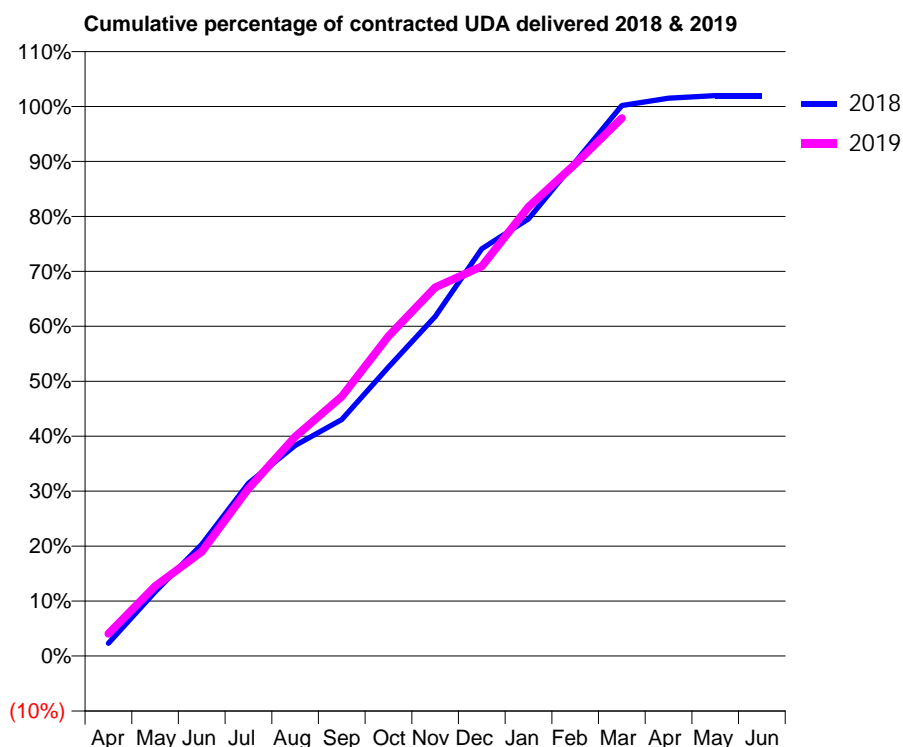
18/19 Contracted general activity (UDA)	15,394
Carry forward general activity (UDA)	0
18/19 Contracted orthodontic activity (UOA)	0
Carry forward orthodontic activity (UOA)	0
Baseline contract value	£387,736.89

ACCESS*

Patients seen in 24 months	Total	Change since previous quarter
Quarter ending March 2018	5,177	
Quarter ending June 2018	5,255	→
Quarter ending September 2018	5,327	→
Quarter ending December 2018	5,374	→
Quarter ending March 2019	5,348	→
Variance since March 2018	3.3%	↑



ACTIVITY



Month	Adjusted Scheduled Activity (UDA)	
	2018	2019
April	309	624
May	1,566	1,956
June	2,723	2,919
July	4,209	4,694
August	5,132	6,144
September	5,764	7,271
October	7,041	8,961
November	8,273	10,328
December	9,924	10,914
January	10,654	12,579
February	12,042	13,783
March	13,416	15,065
April	13,596	
May	13,655	
June	13,655	

QUALITY

	Quantity	Base Number	Contract	AT	Region	England
% of FP17s for the same patient ID Re-attending within 3 months - Children	175	1,688	10.4%	10.0%	11.5%	11.8%
% of FP17s for the same patient ID Re-attending within 3 months - Adults	855	5,482	15.6%	14.2%	15.2%	15.7%
% of FP17s for the same patient ID Re-attending between 3 & 9 months - Children	750	1,688	44.4%	62.1%	60.2%	58.9%
% of FP17s for the same patient ID Re-attending between 3 & 9 months - Adults	2,701	5,482	49.3%	54.9%	51.8%	50.8%
% of FP17s for Band 1 Urgent Courses	472	7,060	6.7%	6.9%	8.1%	9.1%
% of FP17s Relating to Free Repair or Replacements	46	7,060	0.7%	0.8%	0.8%	0.8%
% of FP17s Relating to Continuations	176	7,060	2.5%	1.1%	0.9%	0.9%
% of Patients satisfied with the dentistry they have received	3	3	N/A	91.3%	92.7%	92.5%
% of Patients satisfied with the time they had to wait for an appointment	3	3	N/A	85.3%	87.4%	87.0%

* This is based on patients treated on this contract for their most recent course of treatment. Figures in italics indicate the base number of FP17s or Patient Questionnaire responses are less than 100. N/A is shown where the base number of responses is less than 10 during the period. % is calculated as Quantity/Base number*100

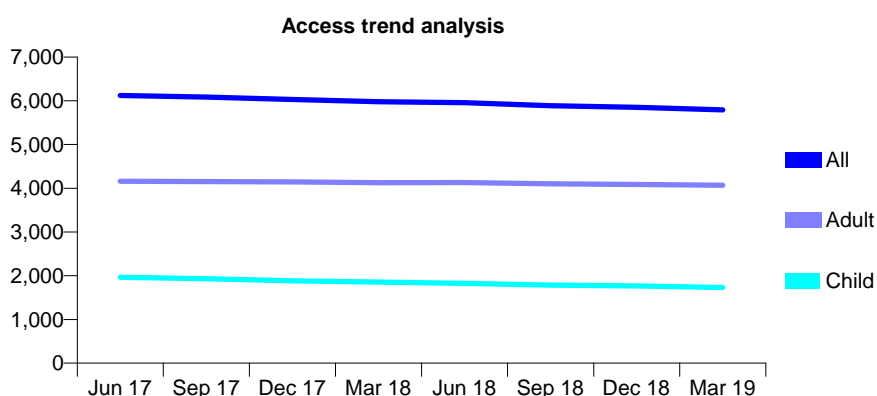
Q55 - Vital Signs At a Glance Contract Report for 825050/0001 - March 2019

Name or company name	MR LS MASTERSON
Contract type name	GDS Contract
Purpose of contract	General
Contract start date	01/04/2006
Contract end date	

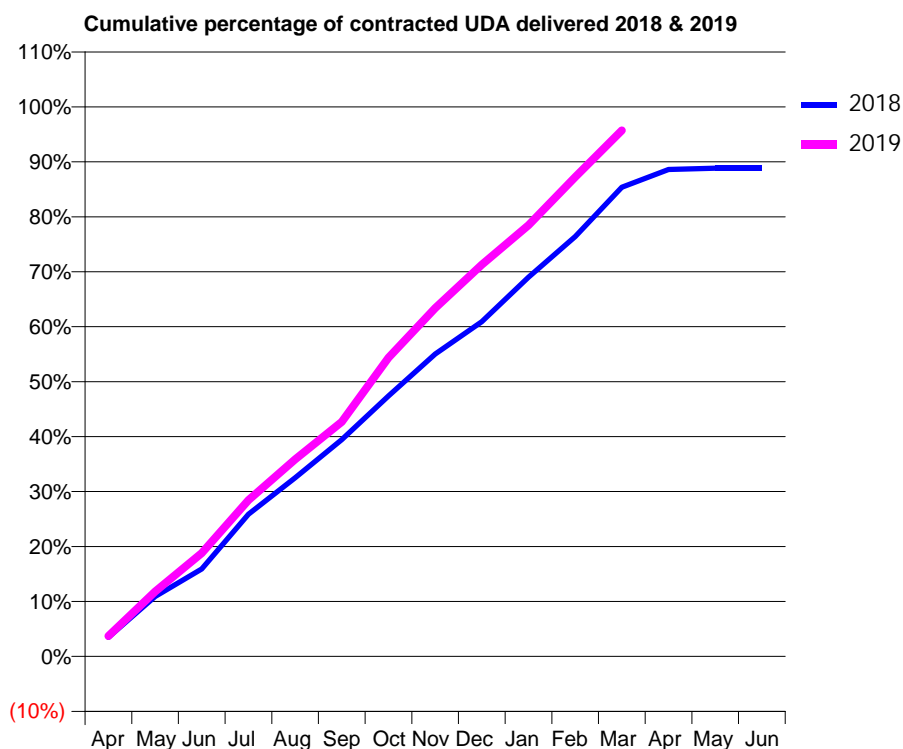
18/19 Contracted general activity (UDA)	15,800
Carry forward general activity (UDA)	0
18/19 Contracted orthodontic activity (UOA)	0
Carry forward orthodontic activity (UOA)	0
Baseline contract value	£384,549.03

ACCESS*

Patients seen in 24 months	Total	Change since previous quarter
Quarter ending March 2018	5,980	
Quarter ending June 2018	5,958	→
Quarter ending September 2018	5,887	↓
Quarter ending December 2018	5,851	→
Quarter ending March 2019	5,794	→
Variance since March 2018	(3.1%)	↓



ACTIVITY



Month	2018	2019
April	635	589
May	1,984	1,867
June	2,902	2,971
July	4,711	4,492
August	5,922	5,669
September	7,183	6,744
October	8,632	8,587
November	10,019	10,012
December	11,091	11,264
January	12,565	12,397
February	13,912	13,782
March	15,547	15,123
April	16,135	
May	16,177	
June	16,177	

QUALITY

	Quantity	Base Number	Contract	AT	Region	England
% of FP17s for the same patient ID Re-attending within 3 months - Children	295	3,023	9.8%	10.0%	11.5%	11.8%
% of FP17s for the same patient ID Re-attending within 3 months - Adults	1,301	7,173	18.1%	14.2%	15.2%	15.7%
% of FP17s for the same patient ID Re-attending between 3 & 9 months - Children	2,095	3,023	69.3%	62.1%	60.2%	58.9%
% of FP17s for the same patient ID Re-attending between 3 & 9 months - Adults	4,818	7,173	67.2%	54.9%	51.8%	50.8%
% of FP17s for Band 1 Urgent Courses	1,029	9,743	10.6%	6.9%	8.1%	9.1%
% of FP17s Relating to Free Repair or Replacements	75	9,743	0.8%	0.8%	0.8%	0.8%
% of FP17s Relating to Continuations	147	9,743	1.5%	1.1%	0.9%	0.9%
% of Patients satisfied with the dentistry they have received	2	4	N/A	91.3%	92.7%	92.5%
% of Patients satisfied with the time they had to wait for an appointment	2	4	N/A	85.3%	87.4%	87.0%

* This is based on patients treated on this contract for their most recent course of treatment. Figures in italics indicate the base number of FP17s or Patient Questionnaire responses are less than 100. N/A is shown where the base number of responses is less than 10 during the period. % is calculated as Quantity/Base number*100

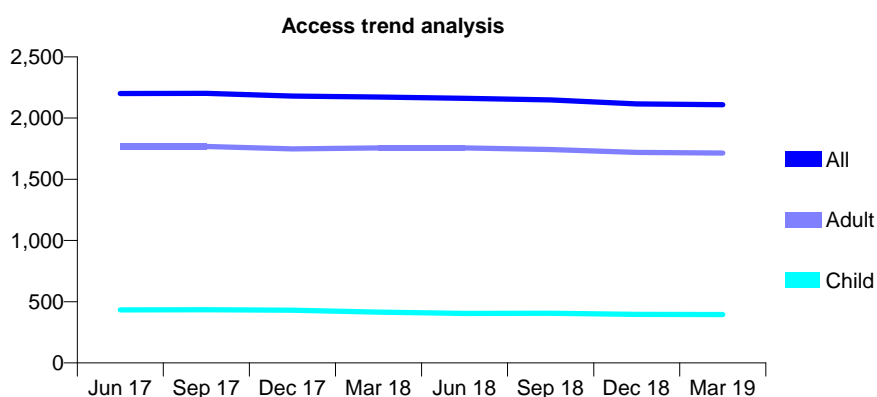
Q55 - Vital Signs At a Glance Contract Report for 829048/0002 - March 2019

Name or company name	MR BS CHATHA
Contract type name	GDS Contract
Purpose of contract	General
Contract start date	01/10/2007
Contract end date	

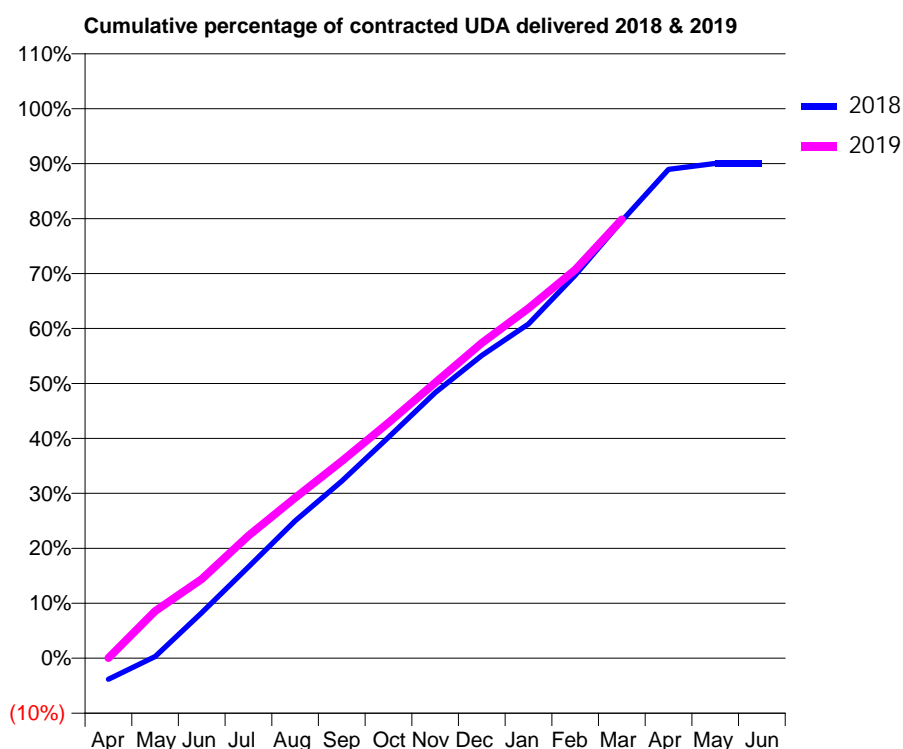
18/19 Contracted general activity (UDA)	9,028
Carry forward general activity (UDA)	0
18/19 Contracted orthodontic activity (UOA)	0
Carry forward orthodontic activity (UOA)	0
Baseline contract value	£257,163.88

ACCESS*

Patients seen in 24 months	Total	Change since previous quarter
Quarter ending March 2018	2,172	
Quarter ending June 2018	2,162	→
Quarter ending September 2018	2,149	→
Quarter ending December 2018	2,116	↓
Quarter ending March 2019	2,109	→
Variance since March 2018	(2.9%)	↓



ACTIVITY



Month	2018	2019
April	-348	4
May	26	774
June	749	1,301
July	1,500	2,012
August	2,258	2,636
September	2,910	3,237
October	3,630	3,867
November	4,362	4,528
December	4,974	5,177
January	5,490	5,749
February	6,293	6,383
March	7,184	7,206
April	8,031	
May	8,126	
June	8,126	

QUALITY

	Quantity	Base Number	Contract	AT	Region	England
% of FP17s for the same patient ID Re-attending within 3 months - Children	28	623	4.5%	10.0%	11.5%	11.8%
% of FP17s for the same patient ID Re-attending within 3 months - Adults	365	2,768	13.2%	14.2%	15.2%	15.7%
% of FP17s for the same patient ID Re-attending between 3 & 9 months - Children	446	623	71.6%	62.1%	60.2%	58.9%
% of FP17s for the same patient ID Re-attending between 3 & 9 months - Adults	1,710	2,768	61.8%	54.9%	51.8%	50.8%
% of FP17s for Band 1 Urgent Courses	46	3,074	1.5%	6.9%	8.1%	9.1%
% of FP17s Relating to Free Repair or Replacements	26	3,074	0.8%	0.8%	0.8%	0.8%
% of FP17s Relating to Continuations	111	3,074	3.6%	1.1%	0.9%	0.9%
% of Patients satisfied with the dentistry they have received	0	0	N/A	91.3%	92.7%	92.5%
% of Patients satisfied with the time they had to wait for an appointment	0	0	N/A	85.3%	87.4%	87.0%

* This is based on patients treated on this contract for their most recent course of treatment.

Figures in italics indicate the base number of FP17s or Patient Questionnaire responses are less than 100. N/A is shown where the base number of responses is less than 10 during the period. % is calculated as Quantity/Base number*100

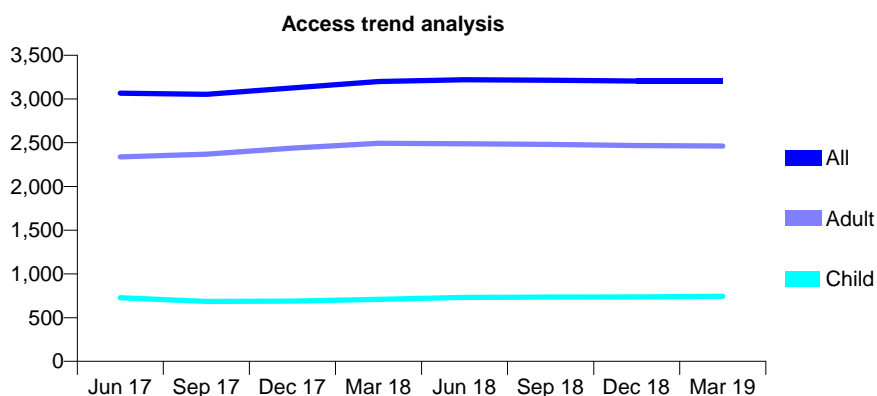
Q55 - Vital Signs At a Glance Contract Report for 833517/0001 - March 2019

Name or company name	MISS NS FRY
Contract type name	GDS Contract
Purpose of contract	General
Contract start date	01/04/2006
Contract end date	

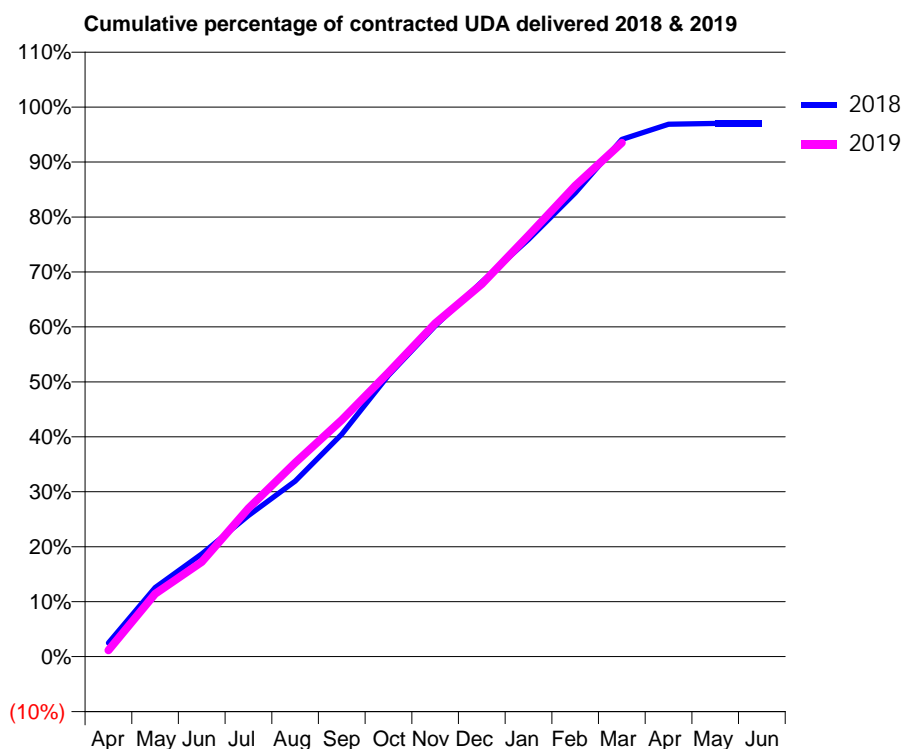
18/19 Contracted general activity (UDA)	8,960
Carry forward general activity (UDA)	265
18/19 Contracted orthodontic activity (UOA)	0
Carry forward orthodontic activity (UOA)	0
Baseline contract value	£208,974.88

ACCESS*

Patients seen in 24 months	Total	Change since previous quarter
Quarter ending March 2018	3,201	
Quarter ending June 2018	3,220	→
Quarter ending September 2018	3,214	→
Quarter ending December 2018	3,205	→
Quarter ending March 2019	3,205	→
Variance since March 2018	0.1%	→



ACTIVITY



Month	Adjusted Scheduled Activity (UDA)	
	2018	2019
April	223	103
May	1,126	1,025
June	1,672	1,543
July	2,300	2,419
August	2,863	3,164
September	3,625	3,858
October	4,587	4,632
November	5,394	5,434
December	6,110	6,075
January	6,800	6,867
February	7,561	7,679
March	8,432	8,377
April	8,681	
May	8,695	
June	8,695	

QUALITY

	Quantity	Base Number	Contract	AT	Region	England
% of FP17s for the same patient ID Re-attending within 3 months - Children	83	1,288	6.4%	10.0%	11.5%	11.8%
% of FP17s for the same patient ID Re-attending within 3 months - Adults	685	4,532	15.1%	14.2%	15.2%	15.7%
% of FP17s for the same patient ID Re-attending between 3 & 9 months - Children	940	1,288	73.0%	62.1%	60.2%	58.9%
% of FP17s for the same patient ID Re-attending between 3 & 9 months - Adults	3,076	4,532	67.9%	54.9%	51.8%	50.8%
% of FP17s for Band 1 Urgent Courses	547	5,614	9.7%	6.9%	8.1%	9.1%
% of FP17s Relating to Free Repair or Replacements	67	5,614	1.2%	0.8%	0.8%	0.8%
% of FP17s Relating to Continuations	48	5,614	0.9%	1.1%	0.9%	0.9%
% of Patients satisfied with the dentistry they have received	0	0	N/A	91.3%	92.7%	92.5%
% of Patients satisfied with the time they had to wait for an appointment	0	0	N/A	85.3%	87.4%	87.0%

* This is based on patients treated on this contract for their most recent course of treatment. Figures in italics indicate the base number of FP17s or Patient Questionnaire responses are less than 100. N/A is shown where the base number of responses is less than 10 during the period. % is calculated as Quantity/Base number*100

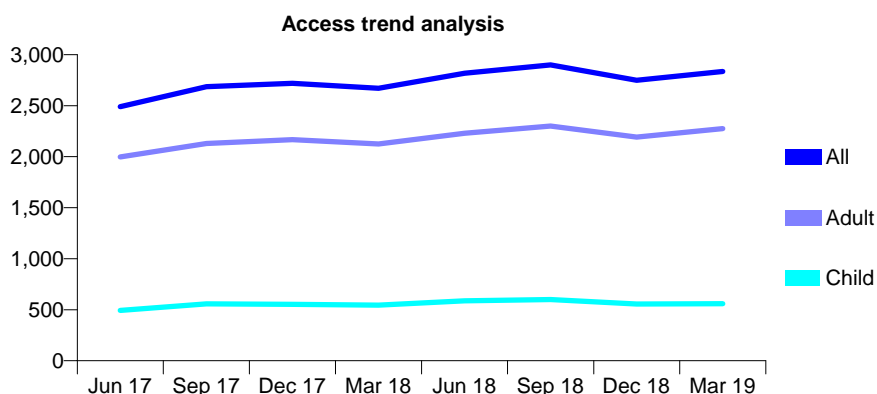
Q55 - Vital Signs At a Glance Contract Report for 836117/0001 - March 2019

Name or company name	MR RS RUPRA
Contract type name	GDS Contract
Purpose of contract	General
Contract start date	01/10/2007
Contract end date	

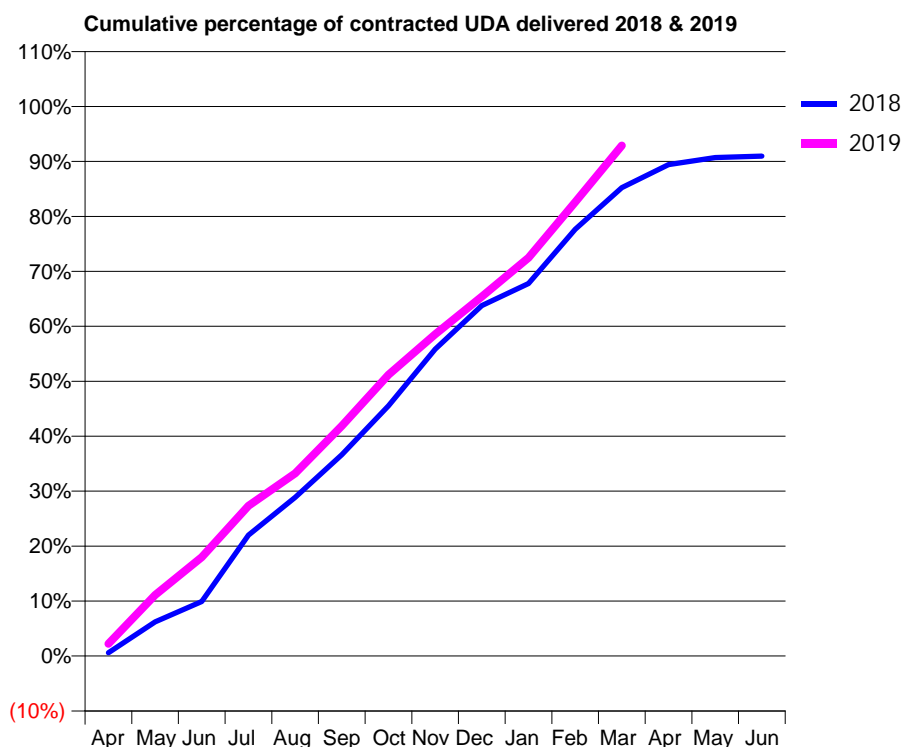
18/19 Contracted general activity (UDA)	9,028
Carry forward general activity (UDA)	0
18/19 Contracted orthodontic activity (UOA)	0
Carry forward orthodontic activity (UOA)	0
Baseline contract value	£257,163.88

ACCESS*

Patients seen in 24 months	Total	Change since previous quarter
Quarter ending March 2018	2,671	
Quarter ending June 2018	2,817	↑
Quarter ending September 2018	2,900	↑
Quarter ending December 2018	2,749	↓
Quarter ending March 2019	2,834	↑
Variance since March 2018	6.1%	↑



ACTIVITY



Month	Adjusted Scheduled Activity (UDA)	
	2018	2019
April	55	200
May	562	1,002
June	894	1,625
July	1,986	2,468
August	2,608	3,000
September	3,307	3,779
October	4,112	4,621
November	5,043	5,285
December	5,756	5,904
January	6,120	6,543
February	7,013	7,459
March	7,693	8,385
April	8,072	
May	8,188	
June	8,212	

QUALITY

	Quantity	Base Number	Contract	AT	Region	England
% of FP17s for the same patient ID Re-attending within 3 months - Children	73	1,095	6.7%	10.0%	11.5%	11.8%
% of FP17s for the same patient ID Re-attending within 3 months - Adults	423	4,005	10.6%	14.2%	15.2%	15.7%
% of FP17s for the same patient ID Re-attending between 3 & 9 months - Children	643	1,095	58.7%	62.1%	60.2%	58.9%
% of FP17s for the same patient ID Re-attending between 3 & 9 months - Adults	2,405	4,005	60.0%	54.9%	51.8%	50.8%
% of FP17s for Band 1 Urgent Courses	147	4,628	3.2%	6.9%	8.1%	9.1%
% of FP17s Relating to Free Repair or Replacements	18	4,628	0.4%	0.8%	0.8%	0.8%
% of FP17s Relating to Continuations	100	4,628	2.2%	1.1%	0.9%	0.9%
% of Patients satisfied with the dentistry they have received	1	1	N/A	91.3%	92.7%	92.5%
% of Patients satisfied with the time they had to wait for an appointment	1	1	N/A	85.3%	87.4%	87.0%

* This is based on patients treated on this contract for their most recent course of treatment. Figures in italics indicate the base number of FP17s or Patient Questionnaire responses are less than 100. N/A is shown where the base number of responses is less than 10 during the period. % is calculated as Quantity/Base number*100

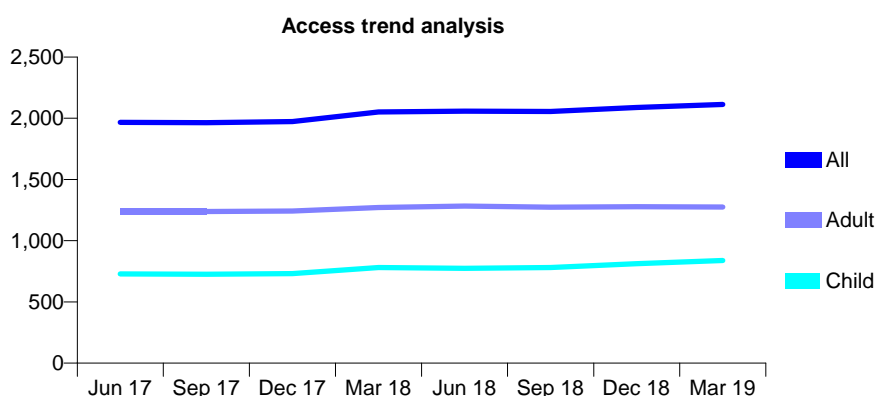
Q55 - Vital Signs At a Glance Contract Report for 836362/0001 - March 2019

Name or company name	MR MM OSMAN
Contract type name	GDS Contract
Purpose of contract	General
Contract start date	01/04/2006
Contract end date	

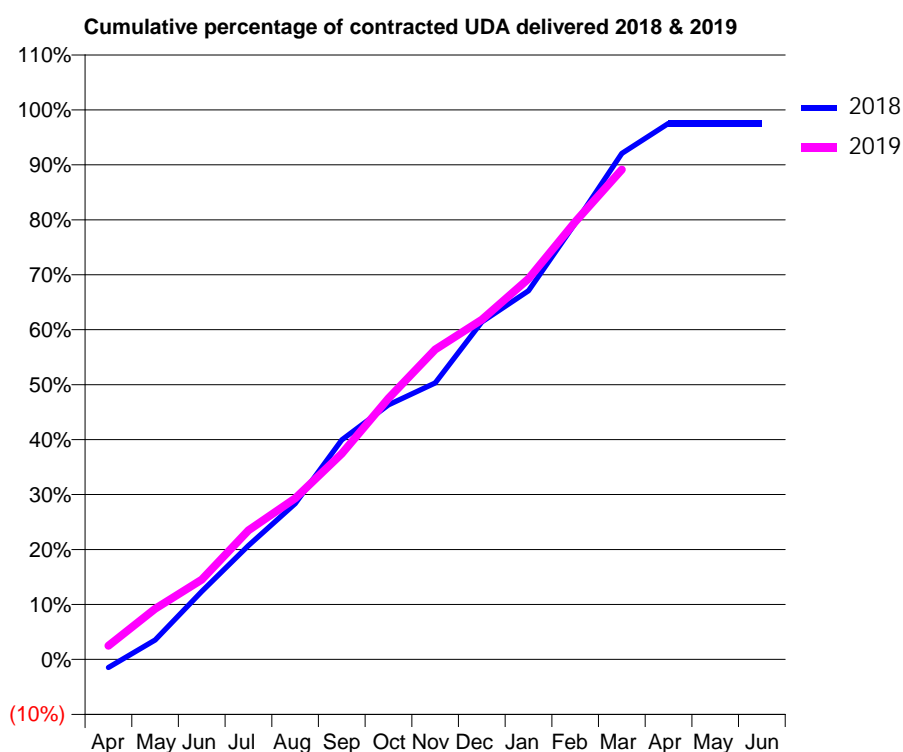
18/19 Contracted general activity (UDA)	5,819
Carry forward general activity (UDA)	143
18/19 Contracted orthodontic activity (UOA)	0
Carry forward orthodontic activity (UOA)	0
Baseline contract value	£133,051.48

ACCESS*

Patients seen in 24 months	Total	Change since previous quarter
Quarter ending March 2018	2,052	
Quarter ending June 2018	2,058	→
Quarter ending September 2018	2,056	→
Quarter ending December 2018	2,089	→
Quarter ending March 2019	2,113	→
Variance since March 2018	3.0%	↑



ACTIVITY



Month	2018	2019
April	-87	144
May	207	537
June	720	846
July	1,207	1,367
August	1,650	1,706
September	2,325	2,178
October	2,695	2,764
November	2,928	3,281
December	3,573	3,597
January	3,904	4,031
February	4,618	4,634
March	5,359	5,186
April	5,675	
May	5,676	
June	5,676	

QUALITY

	Quantity	Base Number	Contract	AT	Region	England
% of FP17s for the same patient ID Re-attending within 3 months - Children	88	1,447	6.1%	10.0%	11.5%	11.8%
% of FP17s for the same patient ID Re-attending within 3 months - Adults	201	1,887	10.7%	14.2%	15.2%	15.7%
% of FP17s for the same patient ID Re-attending between 3 & 9 months - Children	1,051	1,447	72.6%	62.1%	60.2%	58.9%
% of FP17s for the same patient ID Re-attending between 3 & 9 months - Adults	1,188	1,887	63.0%	54.9%	51.8%	50.8%
% of FP17s for Band 1 Urgent Courses	164	3,204	5.1%	6.9%	8.1%	9.1%
% of FP17s Relating to Free Repair or Replacements	5	3,204	0.2%	0.8%	0.8%	0.8%
% of FP17s Relating to Continuations	7	3,204	0.2%	1.1%	0.9%	0.9%
% of Patients satisfied with the dentistry they have received	0	0	N/A	91.3%	92.7%	92.5%
% of Patients satisfied with the time they had to wait for an appointment	0	0	N/A	85.3%	87.4%	87.0%

* This is based on patients treated on this contract for their most recent course of treatment. Figures in italics indicate the base number of FP17s or Patient Questionnaire responses are less than 100. N/A is shown where the base number of responses is less than 10 during the period. % is calculated as Quantity/Base number*100

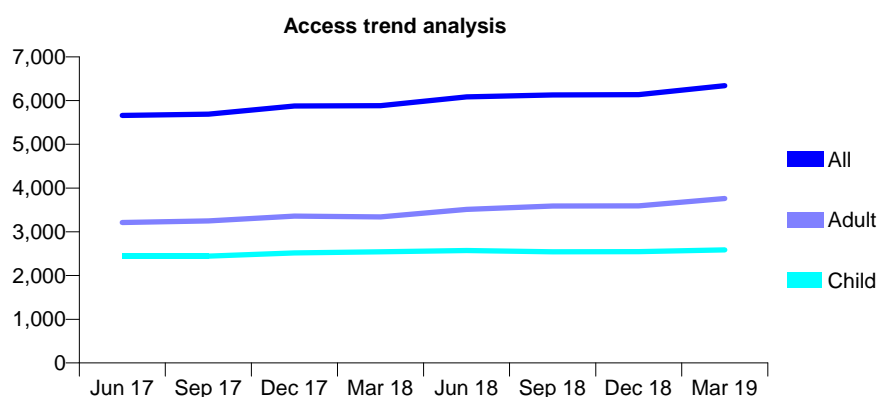
Q55 - Vital Signs At a Glance Contract Report for 860298/0001 - March 2019

Name or company name	MR KS BOLA
Contract type name	GDS Contract
Purpose of contract	General
Contract start date	30/01/2011
Contract end date	

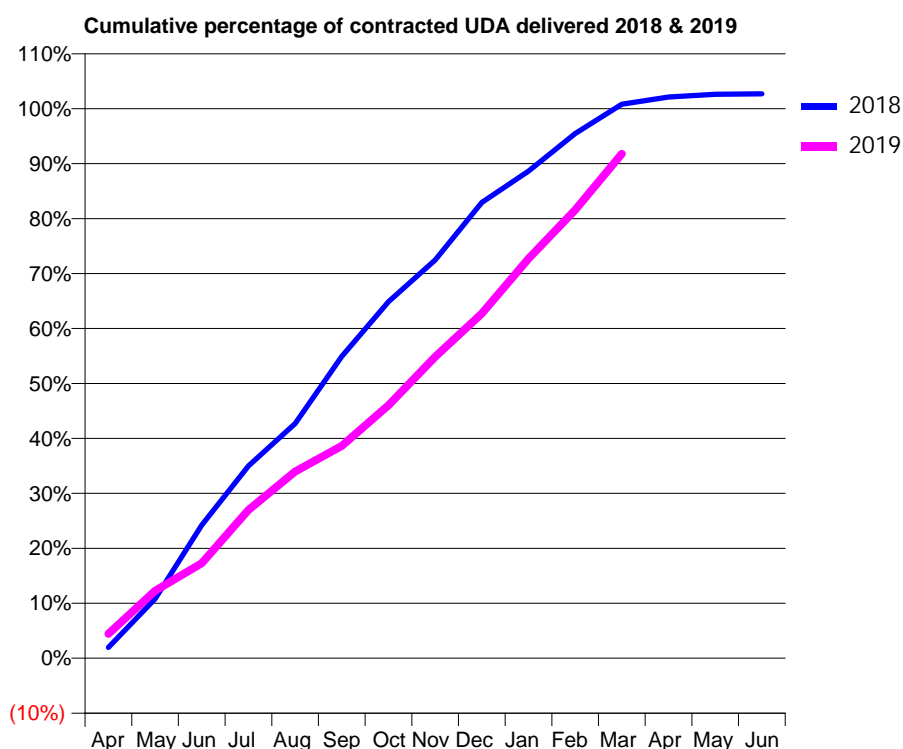
18/19 Contracted general activity (UDA)	19,926
Carry forward general activity (UDA)	-259
18/19 Contracted orthodontic activity (UOA)	0
Carry forward orthodontic activity (UOA)	0
Baseline contract value	£538,059.11

ACCESS*

Patients seen in 24 months	Total	Change since previous quarter
Quarter ending March 2018	5,883	
Quarter ending June 2018	6,086	↑
Quarter ending September 2018	6,130	→
Quarter ending December 2018	6,136	→
Quarter ending March 2019	6,344	↑
Variance since March 2018	7.8%	↑



ACTIVITY



Month	2018	2019
April	256	888
May	1,402	2,444
June	3,129	3,445
July	4,521	5,377
August	5,522	6,773
September	7,096	7,699
October	8,388	9,169
November	9,366	10,932
December	10,721	12,497
January	11,457	14,491
February	12,340	16,259
March	13,032	18,290
April	13,202	
May	13,264	
June	13,276	

QUALITY

	Quantity	Base Number	Contract	AT	Region	England
% of FP17s for the same patient ID Re-attending within 3 months - Children	266	4,278	6.2%	10.0%	11.5%	11.8%
% of FP17s for the same patient ID Re-attending within 3 months - Adults	587	5,568	10.5%	14.2%	15.2%	15.7%
% of FP17s for the same patient ID Re-attending between 3 & 9 months - Children	2,744	4,278	64.1%	62.1%	60.2%	58.9%
% of FP17s for the same patient ID Re-attending between 3 & 9 months - Adults	2,577	5,568	46.3%	54.9%	51.8%	50.8%
% of FP17s for Band 1 Urgent Courses	599	9,688	6.2%	6.9%	8.1%	9.1%
% of FP17s Relating to Free Repair or Replacements	33	9,688	0.3%	0.8%	0.8%	0.8%
% of FP17s Relating to Continuations	66	9,688	0.7%	1.1%	0.9%	0.9%
% of Patients satisfied with the dentistry they have received	15	17	88.2%	91.3%	92.7%	92.5%
% of Patients satisfied with the time they had to wait for an appointment	11	17	64.7%	85.3%	87.4%	87.0%

* This is based on patients treated on this contract for their most recent course of treatment.

Figures in italics indicate the base number of FP17s or Patient Questionnaire responses are less than 100. N/A is shown where the base number of responses is less than 10 during the period. % is calculated as Quantity/Base number*100

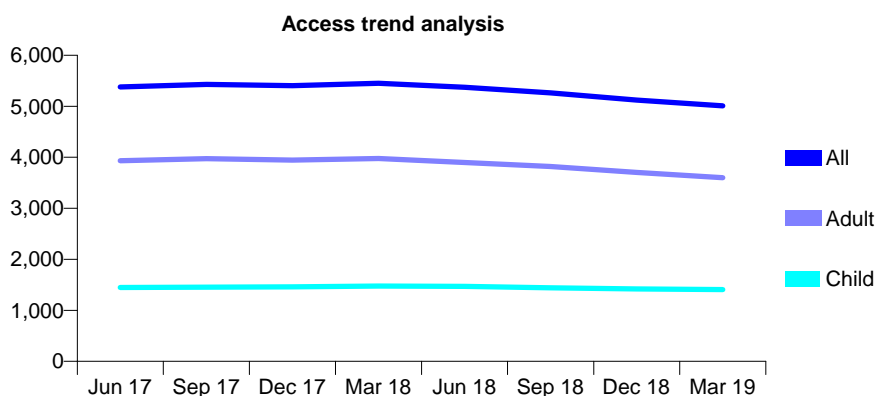
Q55 - Vital Signs At a Glance Contract Report for 860549/0001 - March 2019

Name or company name	MR CJ NAVARRO
Contract type name	GDS Contract
Purpose of contract	General
Contract start date	01/04/2006
Contract end date	

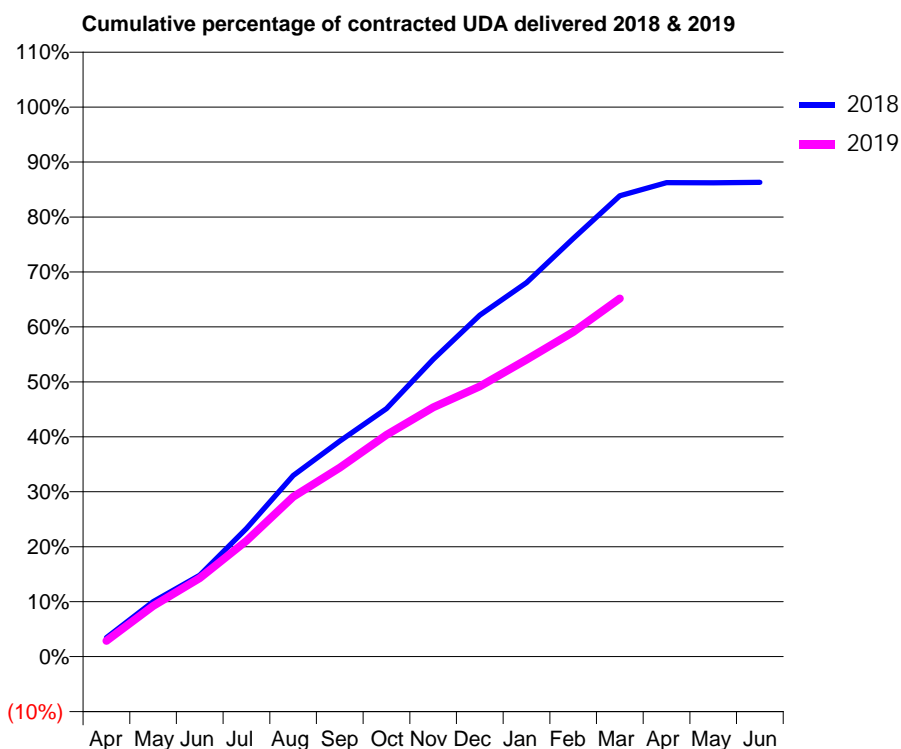
18/19 Contracted general activity (UDA)	15,500
Carry forward general activity (UDA)	0
18/19 Contracted orthodontic activity (UOA)	0
Carry forward orthodontic activity (UOA)	0
Baseline contract value	£421,828.78

ACCESS*

Patients seen in 24 months	Total	Change since previous quarter
Quarter ending March 2018	5,449	
Quarter ending June 2018	5,371	↓
Quarter ending September 2018	5,263	↓
Quarter ending December 2018	5,120	↓
Quarter ending March 2019	5,008	↓
Variance since March 2018	(8.1%)	↓



ACTIVITY



Month	Adjusted Scheduled Activity (UDA)	
	2018	2019
April	536	447
May	1,553	1,432
June	2,297	2,213
July	3,615	3,268
August	5,109	4,506
September	6,078	5,327
October	6,993	6,253
November	8,386	7,033
December	9,632	7,621
January	10,544	8,376
February	11,793	9,159
March	12,997	10,102
April	13,371	
May	13,361	
June	13,376	

QUALITY

	Quantity	Base Number	Contract	AT	Region	England
% of FP17s for the same patient ID Re-attending within 3 months - Children	85	1,975	4.3%	10.0%	11.5%	11.8%
% of FP17s for the same patient ID Re-attending within 3 months - Adults	425	4,555	9.3%	14.2%	15.2%	15.7%
% of FP17s for the same patient ID Re-attending between 3 & 9 months - Children	1,314	1,975	66.5%	62.1%	60.2%	58.9%
% of FP17s for the same patient ID Re-attending between 3 & 9 months - Adults	2,949	4,555	64.7%	54.9%	51.8%	50.8%
% of FP17s for Band 1 Urgent Courses	280	5,440	5.1%	6.9%	8.1%	9.1%
% of FP17s Relating to Free Repair or Replacements	27	5,440	0.5%	0.8%	0.8%	0.8%
% of FP17s Relating to Continuations	25	5,440	0.5%	1.1%	0.9%	0.9%
% of Patients satisfied with the dentistry they have received	1	1	N/A	91.3%	92.7%	92.5%
% of Patients satisfied with the time they had to wait for an appointment	1	1	N/A	85.3%	87.4%	87.0%

* This is based on patients treated on this contract for their most recent course of treatment. Figures in italics indicate the base number of FP17s or Patient Questionnaire responses are less than 100. N/A is shown where the base number of responses is less than 10 during the period. % is calculated as Quantity/Base number*100

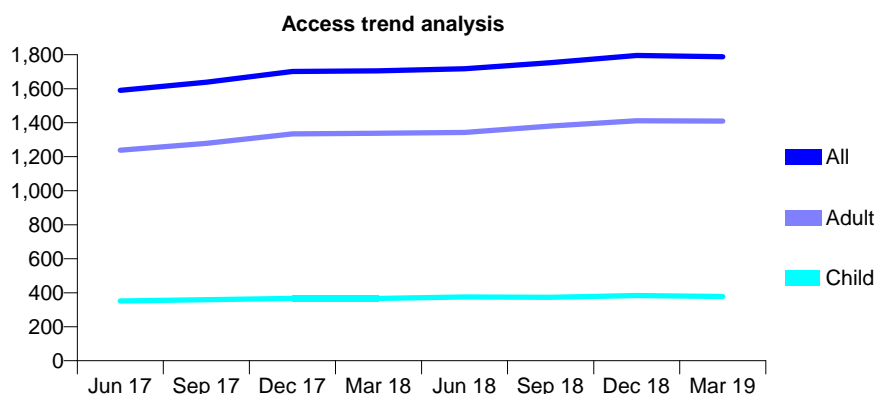
Q55 - Vital Signs At a Glance Contract Report for 861901/0001 - March 2019

Name or company name	MRS A EIMANI
Contract type name	GDS Contract
Purpose of contract	General
Contract start date	01/09/2009
Contract end date	

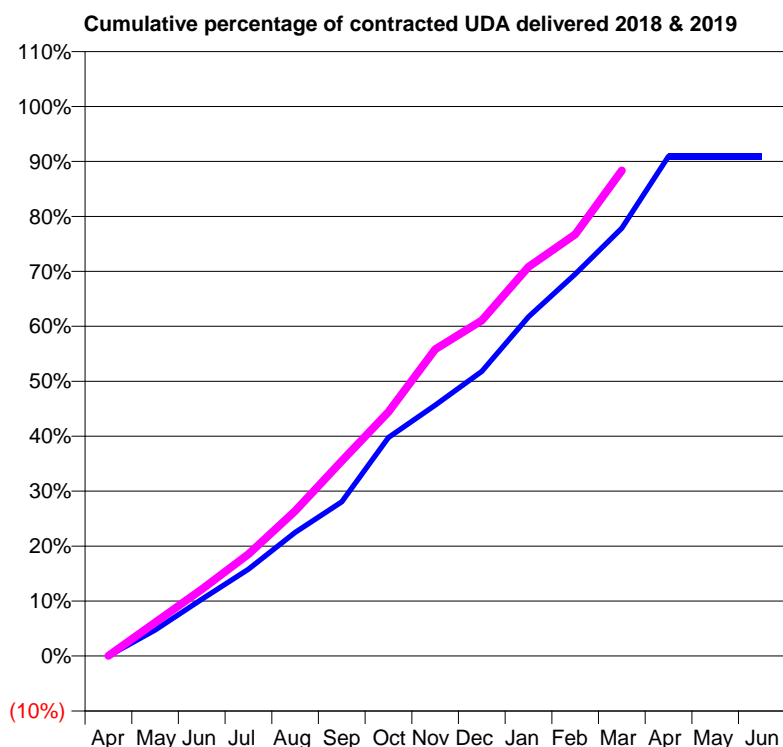
18/19 Contracted general activity (UDA)	8,500
Carry forward general activity (UDA)	0
18/19 Contracted orthodontic activity (UOA)	0
Carry forward orthodontic activity (UOA)	0
Baseline contract value	£206,947.18

ACCESS*

Patients seen in 24 months	Total	Change since previous quarter
Quarter ending March 2018	1,705	
Quarter ending June 2018	1,717	→
Quarter ending September 2018	1,753	↑
Quarter ending December 2018	1,795	↑
Quarter ending March 2019	1,788	→
Variance since March 2018	4.9%	↑



ACTIVITY



Month	Adjusted Scheduled Activity (UDA)	
	2018	2019
April	0	4
May	427	518
June	929	1,029
July	1,422	1,577
August	2,025	2,246
September	2,525	3,017
October	3,578	3,777
November	4,109	4,745
December	4,661	5,188
January	5,556	6,021
February	6,256	6,521
March	7,008	7,509
April	8,184	
May	8,184	
June	8,184	

QUALITY

	Quantity	Base Number	Contract	AT	Region	England
% of FP17s for the same patient ID Re-attending within 3 months - Children	63	596	10.6%	10.0%	11.5%	11.8%
% of FP17s for the same patient ID Re-attending within 3 months - Adults	453	2,133	21.2%	14.2%	15.2%	15.7%
% of FP17s for the same patient ID Re-attending between 3 & 9 months - Children	345	596	57.9%	62.1%	60.2%	58.9%
% of FP17s for the same patient ID Re-attending between 3 & 9 months - Adults	949	2,133	44.5%	54.9%	51.8%	50.8%
% of FP17s for Band 1 Urgent Courses	300	2,441	12.3%	6.9%	8.1%	9.1%
% of FP17s Relating to Free Repair or Replacements	3	2,441	0.1%	0.8%	0.8%	0.8%
% of FP17s Relating to Continuations	27	2,441	1.1%	1.1%	0.9%	0.9%
% of Patients satisfied with the dentistry they have received	0	0	N/A	91.3%	92.7%	92.5%
% of Patients satisfied with the time they had to wait for an appointment	0	0	N/A	85.3%	87.4%	87.0%

* This is based on patients treated on this contract for their most recent course of treatment.

Figures in italics indicate the base number of FP17s or Patient Questionnaire responses are less than 100. N/A is shown where the base number of responses is less than 10 during the period. % is calculated as Quantity/Base number*100

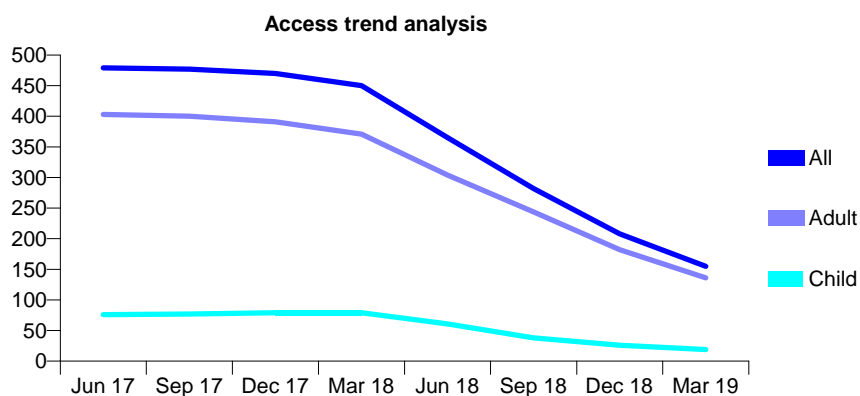
Q55 - Vital Signs At a Glance Contract Report for 898457/0001 - March 2019

Name or company name	MR ND MCLEAN
Contract type name	GDS Contract
Purpose of contract	General
Contract start date	01/04/2006
Contract end date	17/04/2018

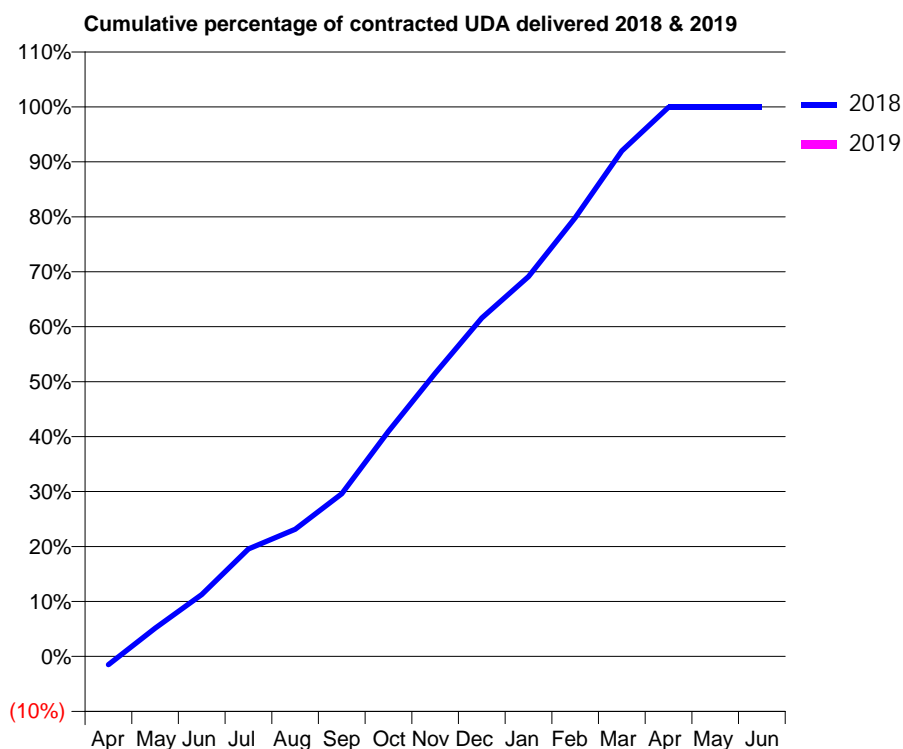
18/19 Contracted general activity (UDA)	65
Carry forward general activity (UDA)	0
18/19 Contracted orthodontic activity (UOA)	0
Carry forward orthodontic activity (UOA)	0
Baseline contract value	£1,440.48

ACCESS*

Patients seen in 24 months	Total	Change since previous quarter
Quarter ending March 2018	450	
Quarter ending June 2018	365	↓
Quarter ending September 2018	282	↓
Quarter ending December 2018	208	↓
Quarter ending March 2019	155	↓
Variance since March 2018	(65.6%)	↓



ACTIVITY



Month	Adjusted Scheduled Activity (UDA)	
	2018	2019
April	-21	84
May	71	84
June	155	84
July	269	84
August	318	84
September	407	84
October	563	84
November	708	84
December	846	84
January	950	84
February	1,097	84
March	1,264	84
April	1,373	84
May	1,373	84
June	1,373	84

QUALITY

	Quantity	Base Number	Contract	AT	Region	England
% of FP17s for the same patient ID Re-attending within 3 months - Children	2	20	10.0%	10.0%	11.5%	11.8%
% of FP17s for the same patient ID Re-attending within 3 months - Adults	13	96	13.5%	14.2%	15.2%	15.7%
% of FP17s for the same patient ID Re-attending between 3 & 9 months - Children	16	20	80.0%	62.1%	60.2%	58.9%
% of FP17s for the same patient ID Re-attending between 3 & 9 months - Adults	72	96	75.0%	54.9%	51.8%	50.8%
% of FP17s for Band 1 Urgent Courses	2	44	4.5%	6.9%	8.1%	9.1%
% of FP17s Relating to Free Repair or Replacements	1	44	2.3%	0.8%	0.8%	0.8%
% of FP17s Relating to Continuations	0	44	0.0%	1.1%	0.9%	0.9%
% of Patients satisfied with the dentistry they have received	0	0	N/A	91.3%	92.7%	92.5%
% of Patients satisfied with the time they had to wait for an appointment	0	0	N/A	85.3%	87.4%	87.0%

* This is based on patients treated on this contract for their most recent course of treatment. Figures in italics indicate the base number of FP17s or Patient Questionnaire responses are less than 100. N/A is shown where the base number of responses is less than 10 during the period. % is calculated as Quantity/Base number*100

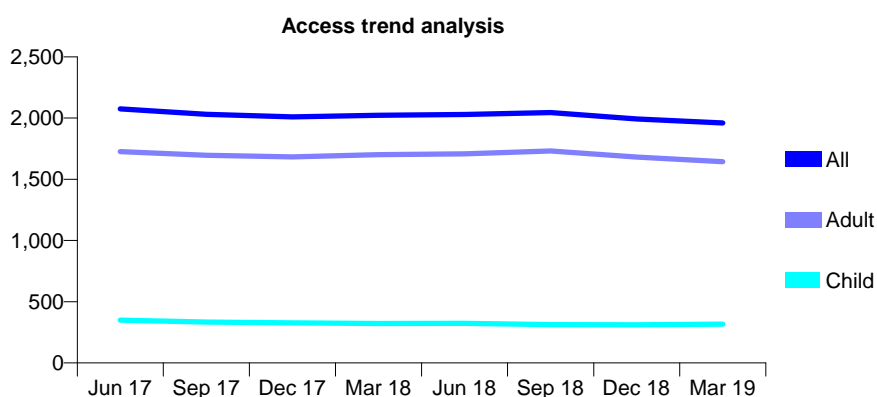
Q55 - Vital Signs At a Glance Contract Report for 907200/0001 - March 2019

Name or company name	MRS CY BIRCH
Contract type name	GDS Contract
Purpose of contract	General
Contract start date	01/04/2006
Contract end date	

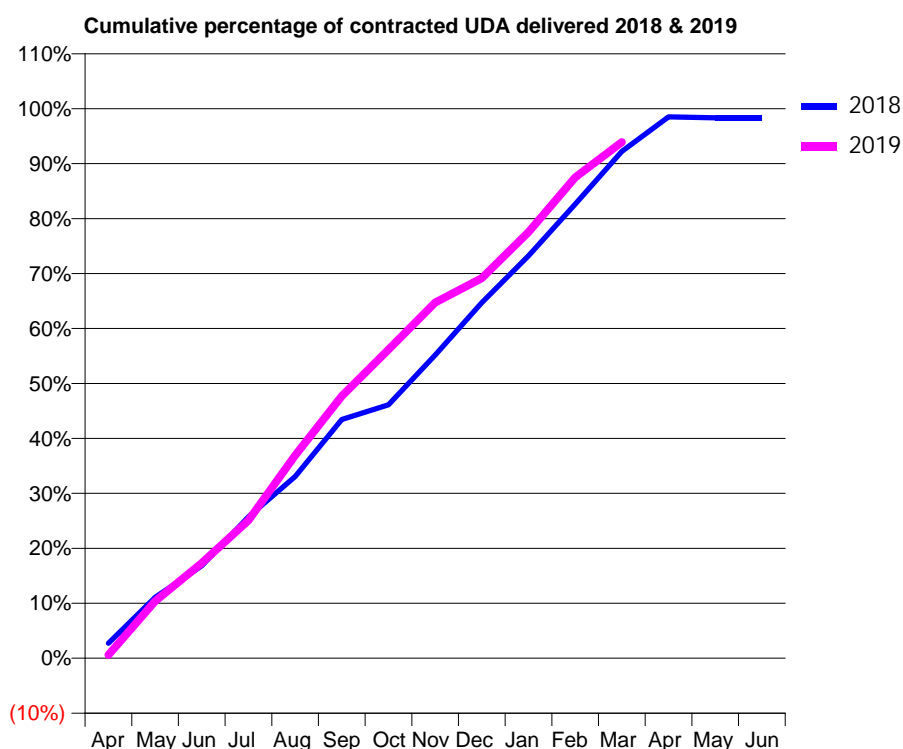
18/19 Contracted general activity (UDA)	4,493
Carry forward general activity (UDA)	83
18/19 Contracted orthodontic activity (UOA)	0
Carry forward orthodontic activity (UOA)	0
Baseline contract value	£112,664.18

ACCESS*

Patients seen in 24 months	Total	Change since previous quarter
Quarter ending March 2018	2,023	
Quarter ending June 2018	2,030	→
Quarter ending September 2018	2,045	→
Quarter ending December 2018	1,993	↓
Quarter ending March 2019	1,960	↓
Variance since March 2018	(3.1%)	↓



ACTIVITY



Month	Adjusted Scheduled Activity (UDA)	
	2018	2019
April	136	27
May	551	467
June	837	778
July	1,279	1,127
August	1,644	1,659
September	2,159	2,143
October	2,294	2,523
November	2,743	2,909
December	3,218	3,107
January	3,642	3,484
February	4,110	3,931
March	4,586	4,219
April	4,899	
May	4,890	
June	4,890	

QUALITY

	Quantity	Base Number	Contract	AT	Region	England
% of FP17s for the same patient ID Re-attending within 3 months - Children	22	466	4.7%	10.0%	11.5%	11.8%
% of FP17s for the same patient ID Re-attending within 3 months - Adults	288	2,299	12.5%	14.2%	15.2%	15.7%
% of FP17s for the same patient ID Re-attending between 3 & 9 months - Children	292	466	62.7%	62.1%	60.2%	58.9%
% of FP17s for the same patient ID Re-attending between 3 & 9 months - Adults	1,190	2,299	51.8%	54.9%	51.8%	50.8%
% of FP17s for Band 1 Urgent Courses	194	2,585	7.5%	6.9%	8.1%	9.1%
% of FP17s Relating to Free Repair or Replacements	30	2,585	1.2%	0.8%	0.8%	0.8%
% of FP17s Relating to Continuations	21	2,585	0.8%	1.1%	0.9%	0.9%
% of Patients satisfied with the dentistry they have received	0	0	N/A	91.3%	92.7%	92.5%
% of Patients satisfied with the time they had to wait for an appointment	0	0	N/A	85.3%	87.4%	87.0%

* This is based on patients treated on this contract for their most recent course of treatment.

Figures in italics indicate the base number of FP17s or Patient Questionnaire responses are less than 100. N/A is shown where the base number of responses is less than 10 during the period. % is calculated as Quantity/Base number*100

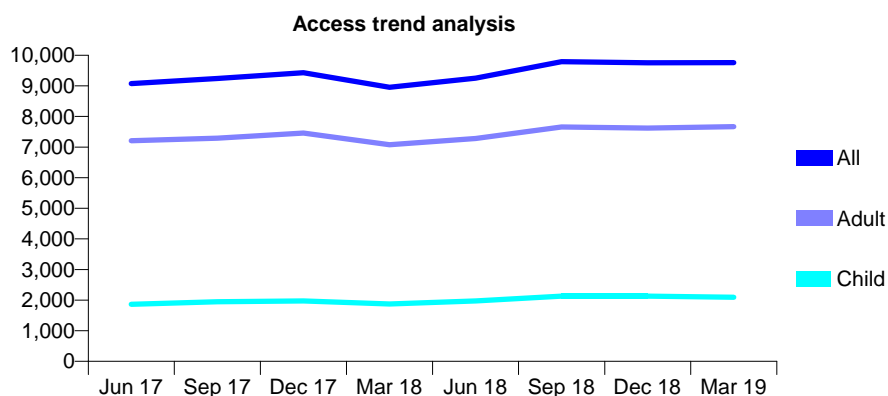
Q55 - Vital Signs At a Glance Contract Report for 911216/0001 - March 2019

Name or company name	MR K MANTLE
Contract type name	GDS Contract
Purpose of contract	General
Contract start date	01/04/2006
Contract end date	

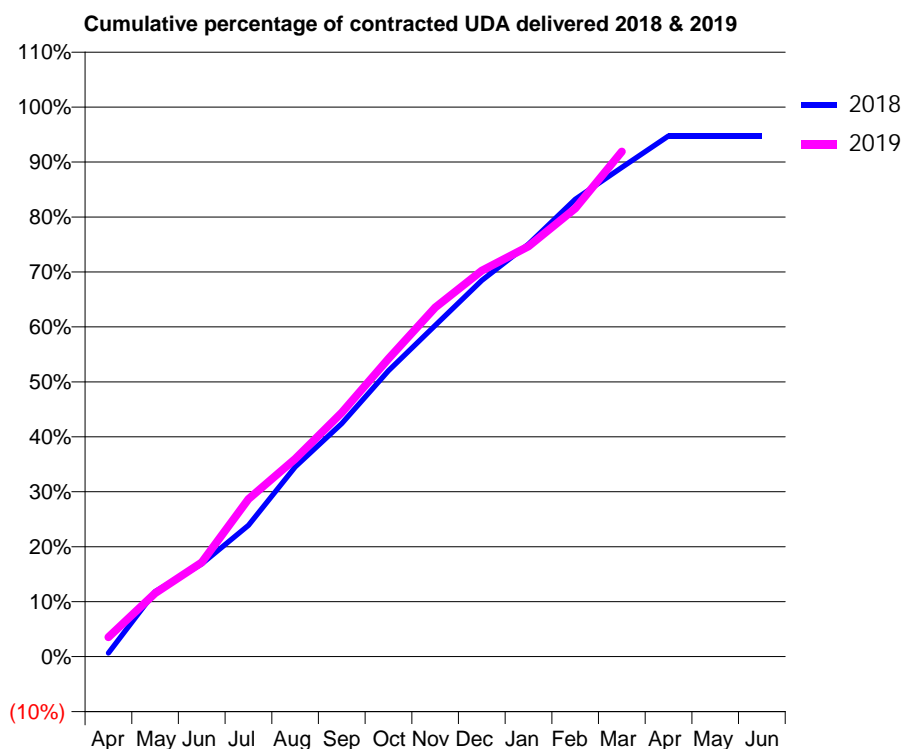
18/19 Contracted general activity (UDA)	28,001
Carry forward general activity (UDA)	0
18/19 Contracted orthodontic activity (UOA)	0
Carry forward orthodontic activity (UOA)	0
Baseline contract value	£722,078.58

ACCESS*

Patients seen in 24 months	Total	Change since previous quarter
Quarter ending March 2018	8,952	
Quarter ending June 2018	9,254	↑
Quarter ending September 2018	9,788	↑
Quarter ending December 2018	9,755	→
Quarter ending March 2019	9,760	→
Variance since March 2018	9.0%	↑



ACTIVITY



Month	Adjusted Scheduled Activity (UDA)	
	2018	2019
April	175	995
May	3,141	3,234
June	4,471	4,803
July	6,332	8,026
August	9,150	10,074
September	11,247	12,430
October	13,793	15,179
November	15,971	17,787
December	18,136	19,671
January	19,895	20,904
February	22,055	22,836
March	23,586	25,731
April	25,109	
May	25,109	
June	25,109	

QUALITY

	Quantity	Base Number	Contract	AT	Region	England
% of FP17s for the same patient ID Re-attending within 3 months - Children	133	3,313	4.0%	10.0%	11.5%	11.8%
% of FP17s for the same patient ID Re-attending within 3 months - Adults	967	9,918	9.7%	14.2%	15.2%	15.7%
% of FP17s for the same patient ID Re-attending between 3 & 9 months - Children	2,009	3,313	60.6%	62.1%	60.2%	58.9%
% of FP17s for the same patient ID Re-attending between 3 & 9 months - Adults	3,751	9,918	37.8%	54.9%	51.8%	50.8%
% of FP17s for Band 1 Urgent Courses	611	12,617	4.8%	6.9%	8.1%	9.1%
% of FP17s Relating to Free Repair or Replacements	86	12,617	0.7%	0.8%	0.8%	0.8%
% of FP17s Relating to Continuations	134	12,617	1.1%	1.1%	0.9%	0.9%
% of Patients satisfied with the dentistry they have received	3	4	N/A	91.3%	92.7%	92.5%
% of Patients satisfied with the time they had to wait for an appointment	2	4	N/A	85.3%	87.4%	87.0%

* This is based on patients treated on this contract for their most recent course of treatment. Figures in italics indicate the base number of FP17s or Patient Questionnaire responses are less than 100. N/A is shown where the base number of responses is less than 10 during the period. % is calculated as Quantity/Base number*100

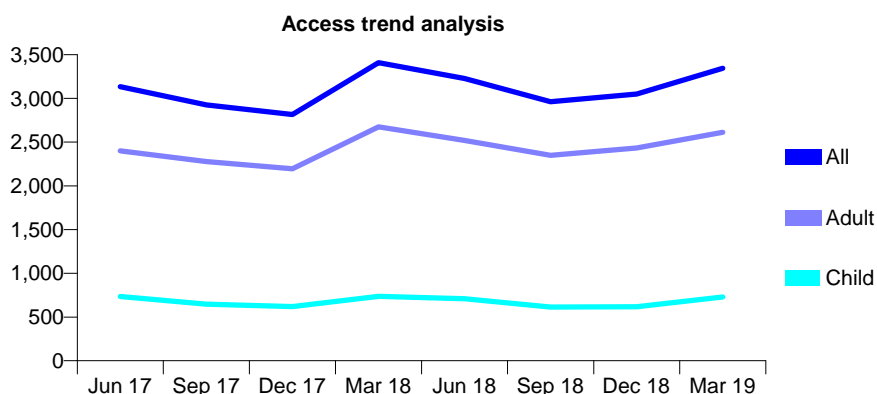
Q55 - Vital Signs At a Glance Contract Report for 911216/0002 - March 2019

Name or company name	MR K MANTLE
Contract type name	GDS Contract
Purpose of contract	General
Contract start date	01/09/2008
Contract end date	

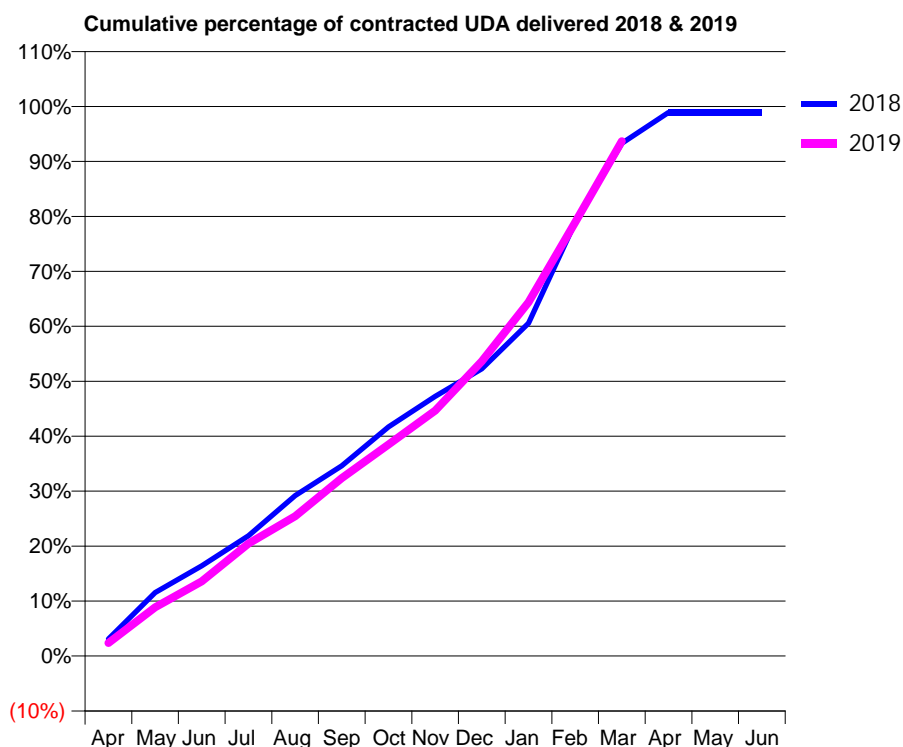
18/19 Contracted general activity (UDA)	10,000
Carry forward general activity (UDA)	107
18/19 Contracted orthodontic activity (UOA)	0
Carry forward orthodontic activity (UOA)	0
Baseline contract value	£386,839.69

ACCESS*

Patients seen in 24 months	Total	Change since previous quarter
Quarter ending March 2018	3,410	
Quarter ending June 2018	3,228	↓
Quarter ending September 2018	2,963	↓
Quarter ending December 2018	3,050	↑
Quarter ending March 2019	3,343	↑
Variance since March 2018	(2.0%)	↓



ACTIVITY



Month	Adjusted Scheduled Activity (UDA)	
	2018	2019
April	309	239
May	1,156	886
June	1,642	1,361
July	2,189	2,046
August	2,921	2,545
September	3,462	3,237
October	4,170	3,848
November	4,727	4,467
December	5,226	5,365
January	6,057	6,436
February	7,893	7,893
March	9,328	9,369
April	9,893	
May	9,893	
June	9,893	

QUALITY

	Quantity	Base Number	Contract	AT	Region	England
% of FP17s for the same patient ID Re-attending within 3 months - Children	103	1,162	8.9%	10.0%	11.5%	11.8%
% of FP17s for the same patient ID Re-attending within 3 months - Adults	397	3,941	10.1%	14.2%	15.2%	15.7%
% of FP17s for the same patient ID Re-attending between 3 & 9 months - Children	660	1,162	56.8%	62.1%	60.2%	58.9%
% of FP17s for the same patient ID Re-attending between 3 & 9 months - Adults	2,062	3,941	52.3%	54.9%	51.8%	50.8%
% of FP17s for Band 1 Urgent Courses	189	4,830	3.9%	6.9%	8.1%	9.1%
% of FP17s Relating to Free Repair or Replacements	17	4,830	0.4%	0.8%	0.8%	0.8%
% of FP17s Relating to Continuations	89	4,830	1.8%	1.1%	0.9%	0.9%
% of Patients satisfied with the dentistry they have received	2	2	N/A	91.3%	92.7%	92.5%
% of Patients satisfied with the time they had to wait for an appointment	1	2	N/A	85.3%	87.4%	87.0%

* This is based on patients treated on this contract for their most recent course of treatment. Figures in italics indicate the base number of FP17s or Patient Questionnaire responses are less than 100. N/A is shown where the base number of responses is less than 10 during the period. % is calculated as Quantity/Base number*100

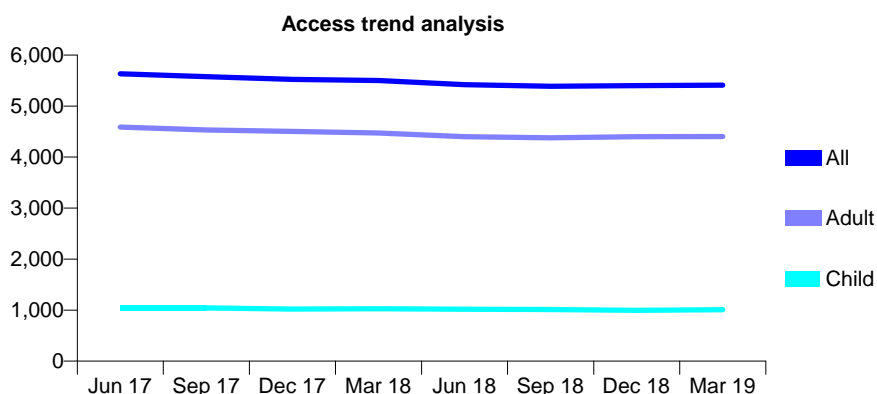
Q55 - Vital Signs At a Glance Contract Report for 914533/0001 - March 2019

Name or company name	MR PA MOORE
Contract type name	GDS Contract
Purpose of contract	General
Contract start date	18/01/2010
Contract end date	

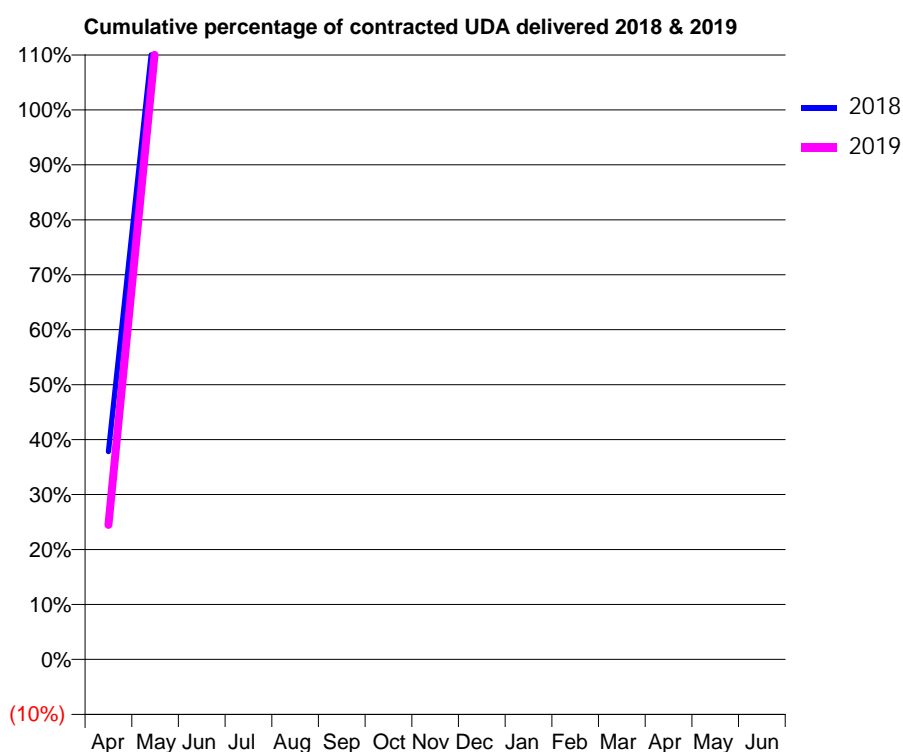
18/19 Contracted general activity (UDA)	1,330
Carry forward general activity (UDA)	0
18/19 Contracted orthodontic activity (UOA)	0
Carry forward orthodontic activity (UOA)	0
Baseline contract value	£510,446.96

ACCESS*

Patients seen in 24 months	Total	Change since previous quarter
Quarter ending March 2018	5,501	
Quarter ending June 2018	5,420	↓
Quarter ending September 2018	5,390	→
Quarter ending December 2018	5,399	→
Quarter ending March 2019	5,411	→
Variance since March 2018	(1.6%)	↓



ACTIVITY



Month	2018	2019
April	503	326
May	1,553	1,475
June	2,271	2,109
July	3,344	3,076
August	4,464	4,442
September	5,317	5,384
October	6,651	6,118
November	7,928	7,367
December	8,531	8,332
January	9,648	9,377
February	10,871	10,460
March	11,702	11,255
April	12,357	
May	12,358	
June	12,358	

QUALITY

	Quantity	Base Number	Contract	AT	Region	England
% of FP17s for the same patient ID Re-attending within 3 months - Children	119	1,728	6.9%	10.0%	11.5%	11.8%
% of FP17s for the same patient ID Re-attending within 3 months - Adults	948	7,413	12.8%	14.2%	15.2%	15.7%
% of FP17s for the same patient ID Re-attending between 3 & 9 months - Children	1,242	1,728	71.9%	62.1%	60.2%	58.9%
% of FP17s for the same patient ID Re-attending between 3 & 9 months - Adults	5,054	7,413	68.2%	54.9%	51.8%	50.8%
% of FP17s for Band 1 Urgent Courses	45	7,254	0.6%	6.9%	8.1%	9.1%
% of FP17s Relating to Free Repair or Replacements	13	7,254	0.2%	0.8%	0.8%	0.8%
% of FP17s Relating to Continuations	243	7,254	3.3%	1.1%	0.9%	0.9%
% of Patients satisfied with the dentistry they have received	2	3	N/A	91.3%	92.7%	92.5%
% of Patients satisfied with the time they had to wait for an appointment	2	3	N/A	85.3%	87.4%	87.0%

* This is based on patients treated on this contract for their most recent course of treatment. Figures in italics indicate the base number of FP17s or Patient Questionnaire responses are less than 100. N/A is shown where the base number of responses is less than 10 during the period. % is calculated as Quantity/Base number*100

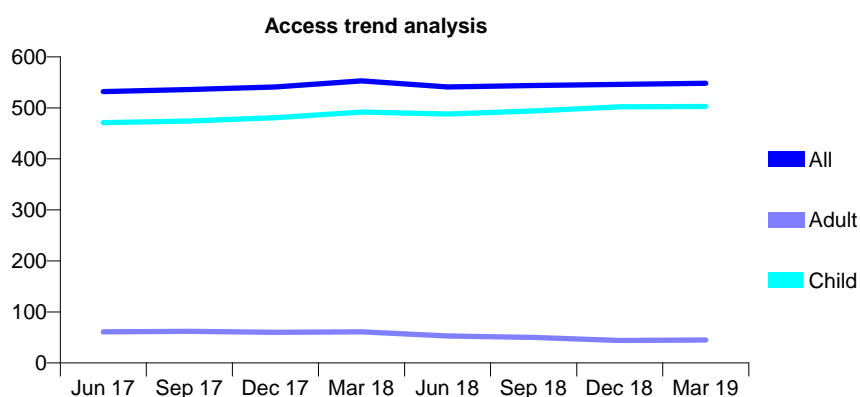
Q55 - Vital Signs At a Glance Contract Report for 919462/0001 - March 2019

Name or company name	MR SJ THACKERAY
Contract type name	GDS Contract
Purpose of contract	General
Contract start date	01/04/2006
Contract end date	

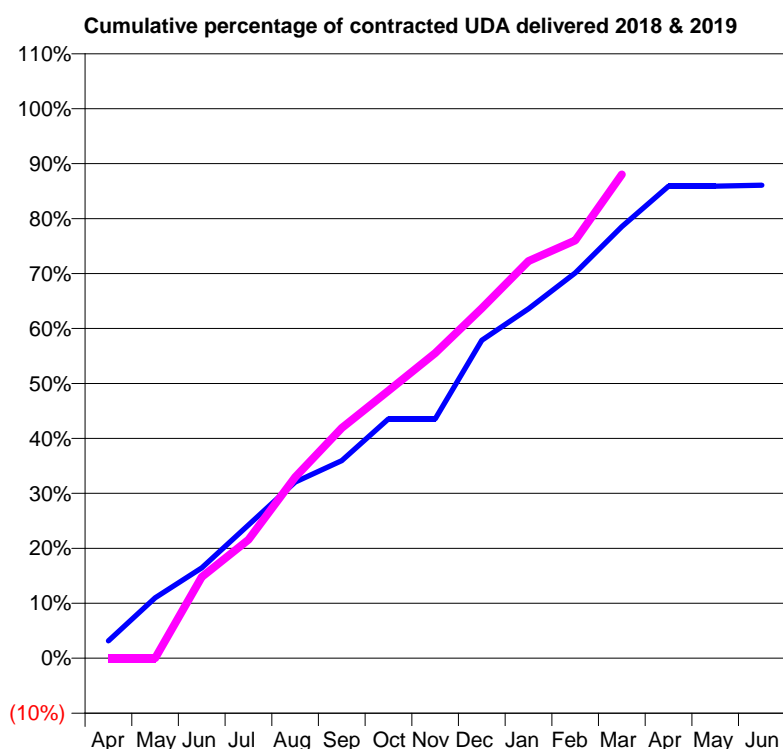
18/19 Contracted general activity (UDA)	1,200
Carry forward general activity (UDA)	0
18/19 Contracted orthodontic activity (UOA)	0
Carry forward orthodontic activity (UOA)	0
Baseline contract value	£38,725.19

ACCESS*

Patients seen in 24 months	Total	Change since previous quarter
Quarter ending March 2018	553	
Quarter ending June 2018	541	↓
Quarter ending September 2018	544	→
Quarter ending December 2018	546	→
Quarter ending March 2019	548	→
Variance since March 2018	(0.9%)	→



ACTIVITY



Month	2018	2019
April	38	0
May	132	0
June	197	177
July	291	259
August	384	396
September	431	503
October	523	584
November	523	666
December	694	764
January	763	867
February	841	912
March	943	1,056
April	1,031	
May	1,031	
June	1,033	

QUALITY

	Quantity	Base Number	Contract	AT	Region	England
% of FP17s for the same patient ID Re-attending within 3 months - Children	70	910	7.7%	10.0%	11.5%	11.8%
% of FP17s for the same patient ID Re-attending within 3 months - Adults	1	2	50.0%	14.2%	15.2%	15.7%
% of FP17s for the same patient ID Re-attending between 3 & 9 months - Children	606	910	66.6%	62.1%	60.2%	58.9%
% of FP17s for the same patient ID Re-attending between 3 & 9 months - Adults	1	2	50.0%	54.9%	51.8%	50.8%
% of FP17s for Band 1 Urgent Courses	6	832	0.7%	6.9%	8.1%	9.1%
% of FP17s Relating to Free Repair or Replacements	0	832	0.0%	0.8%	0.8%	0.8%
% of FP17s Relating to Continuations	25	832	3.0%	1.1%	0.9%	0.9%
% of Patients satisfied with the dentistry they have received	2	2	N/A	91.3%	92.7%	92.5%
% of Patients satisfied with the time they had to wait for an appointment	2	2	N/A	85.3%	87.4%	87.0%

* This is based on patients treated on this contract for their most recent course of treatment. Figures in italics indicate the base number of FP17s or Patient Questionnaire responses are less than 100. N/A is shown where the base number of responses is less than 10 during the period. % is calculated as Quantity/Base number*100

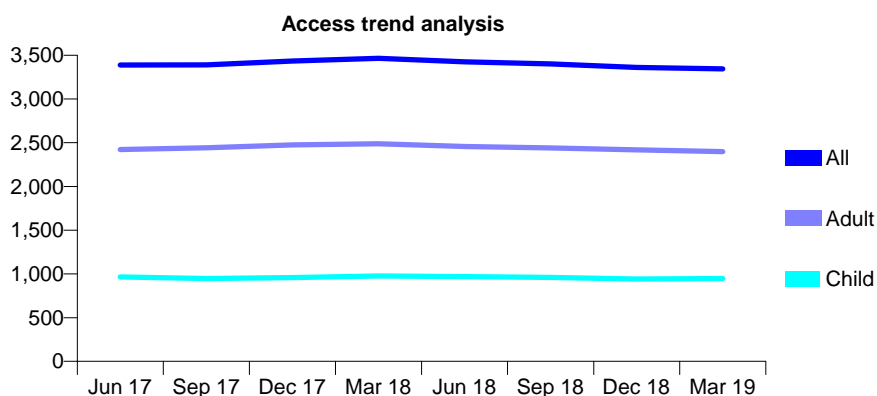
Q55 - Vital Signs At a Glance Contract Report for 927848/0001 - March 2019

Name or company name	Cavendish Dental Care Partnership
Contract type name	GDS Contract
Purpose of contract	General
Contract start date	01/04/2006
Contract end date	

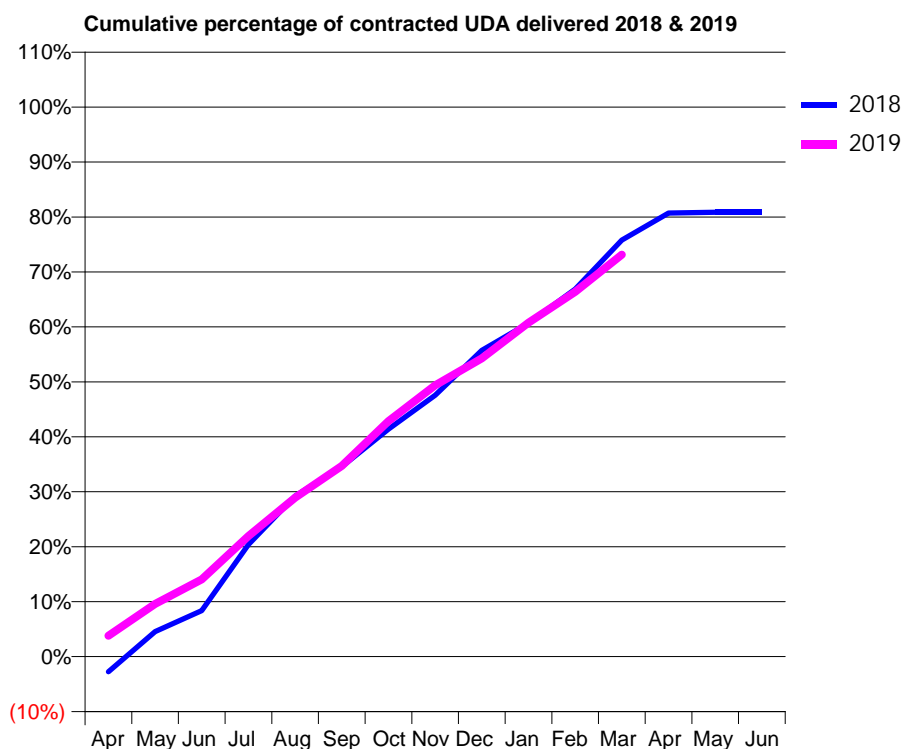
18/19 Contracted general activity (UDA)	9,281
Carry forward general activity (UDA)	0
18/19 Contracted orthodontic activity (UOA)	0
Carry forward orthodontic activity (UOA)	0
Baseline contract value	£221,250.01

ACCESS*

Patients seen in 24 months	Total	Change since previous quarter
Quarter ending March 2018	3,465	
Quarter ending June 2018	3,425	↓
Quarter ending September 2018	3,401	→
Quarter ending December 2018	3,360	↓
Quarter ending March 2019	3,345	→
Variance since March 2018	(3.5%)	↓



ACTIVITY



Month	Adjusted Scheduled Activity (UDA)	
	2018	2019
April	-258	353
May	423	891
June	779	1,305
July	1,892	2,037
August	2,714	2,685
September	3,207	3,221
October	3,843	3,978
November	4,415	4,582
December	5,173	5,037
January	5,631	5,640
February	6,209	6,162
March	7,034	6,790
April	7,492	
May	7,506	
June	7,506	

QUALITY

	Quantity	Base Number	Contract	AT	Region	England
% of FP17s for the same patient ID Re-attending within 3 months - Children	107	1,346	7.9%	10.0%	11.5%	11.8%
% of FP17s for the same patient ID Re-attending within 3 months - Adults	440	3,342	13.2%	14.2%	15.2%	15.7%
% of FP17s for the same patient ID Re-attending between 3 & 9 months - Children	805	1,346	59.8%	62.1%	60.2%	58.9%
% of FP17s for the same patient ID Re-attending between 3 & 9 months - Adults	1,918	3,342	57.4%	54.9%	51.8%	50.8%
% of FP17s for Band 1 Urgent Courses	163	3,784	4.3%	6.9%	8.1%	9.1%
% of FP17s Relating to Free Repair or Replacements	26	3,784	0.7%	0.8%	0.8%	0.8%
% of FP17s Relating to Continuations	58	3,784	1.5%	1.1%	0.9%	0.9%
% of Patients satisfied with the dentistry they have received	3	3	N/A	91.3%	92.7%	92.5%
% of Patients satisfied with the time they had to wait for an appointment	2	3	N/A	85.3%	87.4%	87.0%

* This is based on patients treated on this contract for their most recent course of treatment. Figures in italics indicate the base number of FP17s or Patient Questionnaire responses are less than 100. N/A is shown where the base number of responses is less than 10 during the period. % is calculated as Quantity/Base number*100

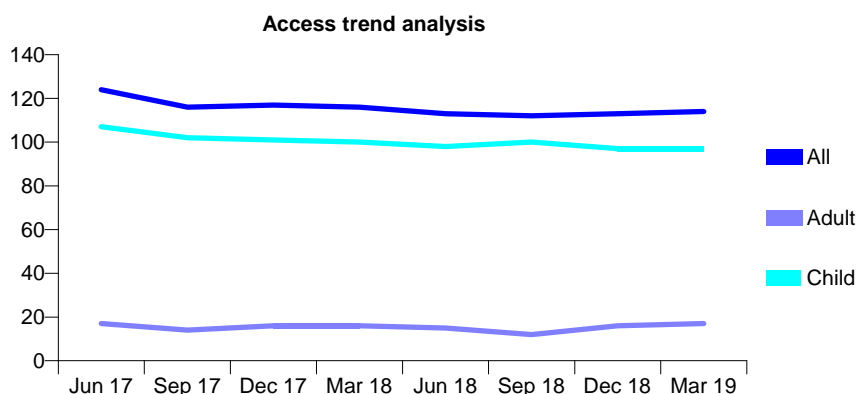
Q55 - Vital Signs At a Glance Contract Report for 927864/0001 - March 2019

Name or company name	MISS T RAJAH
Contract type name	GDS Contract
Purpose of contract	General
Contract start date	01/06/2010
Contract end date	

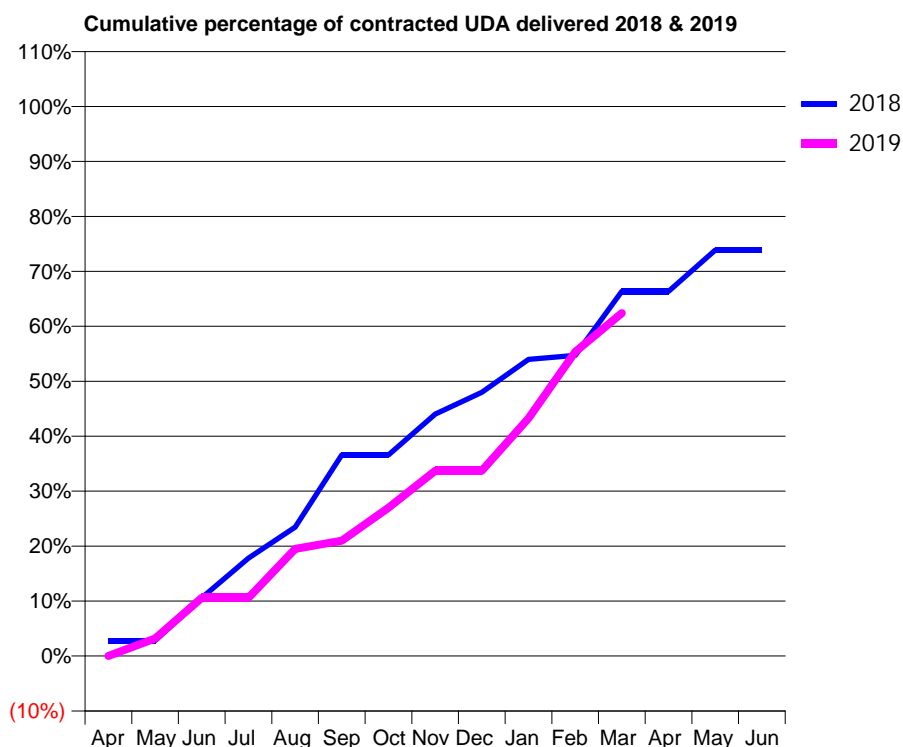
18/19 Contracted general activity (UDA)	283
Carry forward general activity (UDA)	0
18/19 Contracted orthodontic activity (UOA)	0
Carry forward orthodontic activity (UOA)	0
Baseline contract value	£8,835.03

ACCESS*

Patients seen in 24 months	Total	Change since previous quarter
Quarter ending March 2018	116	
Quarter ending June 2018	113	↓
Quarter ending September 2018	112	→
Quarter ending December 2018	113	→
Quarter ending March 2019	114	→
Variance since March 2018	(1.7%)	↓



ACTIVITY



Month	Adjusted Scheduled Activity (UDA)	
	2018	2019
April	8	0
May	8	9
June	30	30
July	50	30
August	66	55
September	104	59
October	104	76
November	125	95
December	136	95
January	153	122
February	155	157
March	188	177
April	188	
May	209	
June	209	

QUALITY

	Quantity	Base Number	Contract	AT	Region	England
% of FP17s for the same patient ID Re-attending within 3 months - Children	9	153	5.9%	10.0%	11.5%	11.8%
% of FP17s for the same patient ID Re-attending within 3 months - Adults	0	6	0.0%	14.2%	15.2%	15.7%
% of FP17s for the same patient ID Re-attending between 3 & 9 months - Children	102	153	66.7%	62.1%	60.2%	58.9%
% of FP17s for the same patient ID Re-attending between 3 & 9 months - Adults	5	6	83.3%	54.9%	51.8%	50.8%
% of FP17s for Band 1 Urgent Courses	4	141	2.8%	6.9%	8.1%	9.1%
% of FP17s Relating to Free Repair or Replacements	0	141	0.0%	0.8%	0.8%	0.8%
% of FP17s Relating to Continuations	0	141	0.0%	1.1%	0.9%	0.9%
% of Patients satisfied with the dentistry they have received	0	0	N/A	91.3%	92.7%	92.5%
% of Patients satisfied with the time they had to wait for an appointment	0	0	N/A	85.3%	87.4%	87.0%

* This is based on patients treated on this contract for their most recent course of treatment. Figures in italics indicate the base number of FP17s or Patient Questionnaire responses are less than 100. N/A is shown where the base number of responses is less than 10 during the period. % is calculated as Quantity/Base number*100

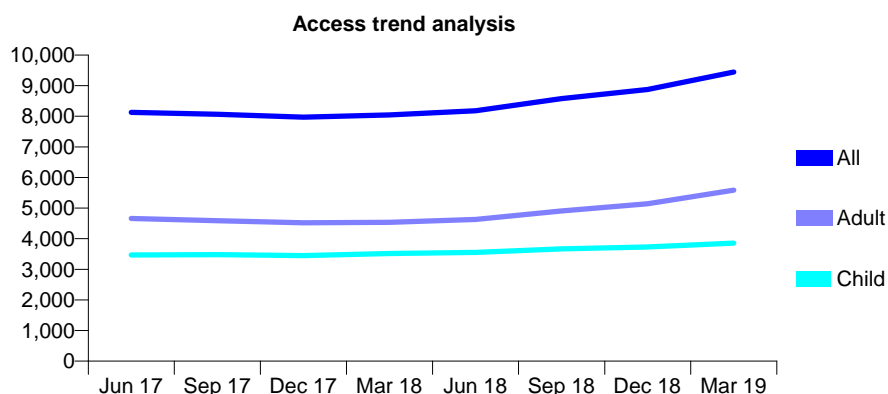
Q55 - Vital Signs At a Glance Contract Report for 931136/0001 - March 2019

Name or company name	MR TJ MALHI
Contract type name	GDS Contract
Purpose of contract	General and Orthodontic
Contract start date	01/04/2006
Contract end date	

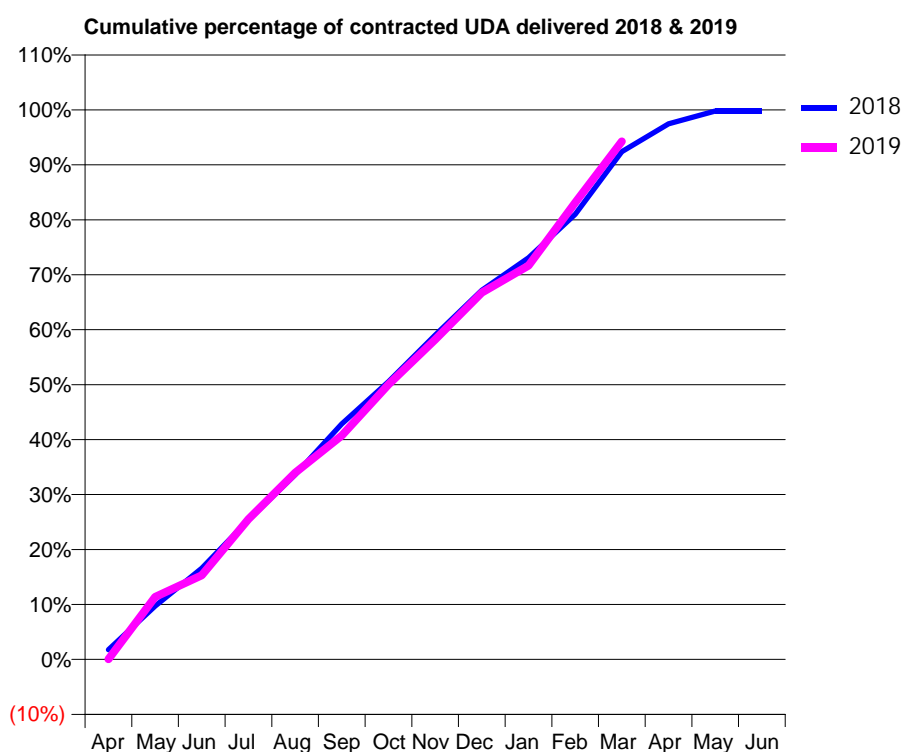
18/19 Contracted general activity (UDA)	35,031
Carry forward general activity (UDA)	58
18/19 Contracted orthodontic activity (UOA)	101
Carry forward orthodontic activity (UOA)	-2
Baseline contract value	£880,244.60

ACCESS*

Patients seen in 24 months	Total	Change since previous quarter
Quarter ending March 2018	8,047	
Quarter ending June 2018	8,183	→
Quarter ending September 2018	8,577	↑
Quarter ending December 2018	8,876	↑
Quarter ending March 2019	9,444	↑
Variance since March 2018	17.4%	↑



ACTIVITY



Month	Adjusted Scheduled Activity (UDA)	
	2018	2019
April	490	16
May	2,727	3,980
June	4,652	5,359
July	7,109	8,942
August	9,427	11,909
September	12,007	14,270
October	14,169	17,526
November	16,543	20,389
December	18,835	23,373
January	20,482	25,097
February	22,709	29,123
March	25,899	33,025
April	27,324	
May	27,972	
June	27,973	

QUALITY

	Quantity	Base Number	Contract	AT	Region	England
% of FP17s for the same patient ID Re-attending within 3 months - Children	543	7,394	7.3%	10.0%	11.5%	11.8%
% of FP17s for the same patient ID Re-attending within 3 months - Adults	1,299	8,932	14.5%	14.2%	15.2%	15.7%
% of FP17s for the same patient ID Re-attending between 3 & 9 months - Children	5,000	7,394	67.6%	62.1%	60.2%	58.9%
% of FP17s for the same patient ID Re-attending between 3 & 9 months - Adults	4,388	8,932	49.1%	54.9%	51.8%	50.8%
% of FP17s for Band 1 Urgent Courses	1,416	14,992	9.4%	6.9%	8.1%	9.1%
% of FP17s Relating to Free Repair or Replacements	35	14,992	0.2%	0.8%	0.8%	0.8%
% of FP17s Relating to Continuations	29	14,992	0.2%	1.1%	0.9%	0.9%
% of Patients satisfied with the dentistry they have received	5	5	N/A	91.3%	92.7%	92.5%
% of Patients satisfied with the time they had to wait for an appointment	4	5	N/A	85.3%	87.4%	87.0%

* This is based on patients treated on this contract for their most recent course of treatment. Figures in italics indicate the base number of FP17s or Patient Questionnaire responses are less than 100. N/A is shown where the base number of responses is less than 10 during the period. % is calculated as Quantity/Base number*100

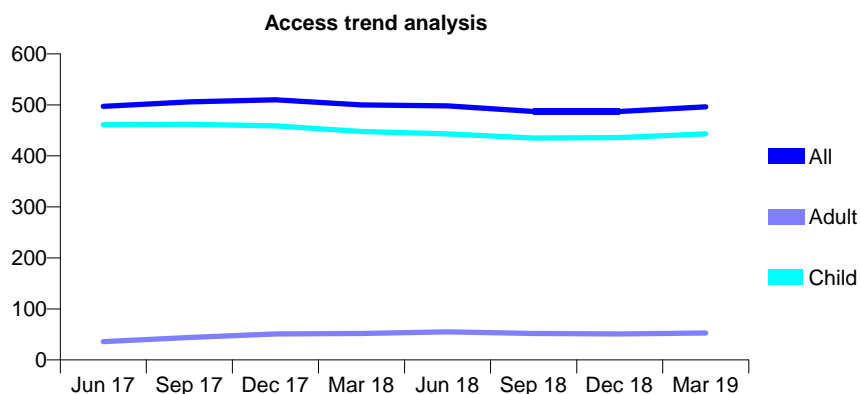
Q55 - Vital Signs At a Glance Contract Report for 939560/0001 - March 2019

Name or company name	MR DJ ALLEN
Contract type name	GDS Contract
Purpose of contract	General
Contract start date	01/11/2015
Contract end date	

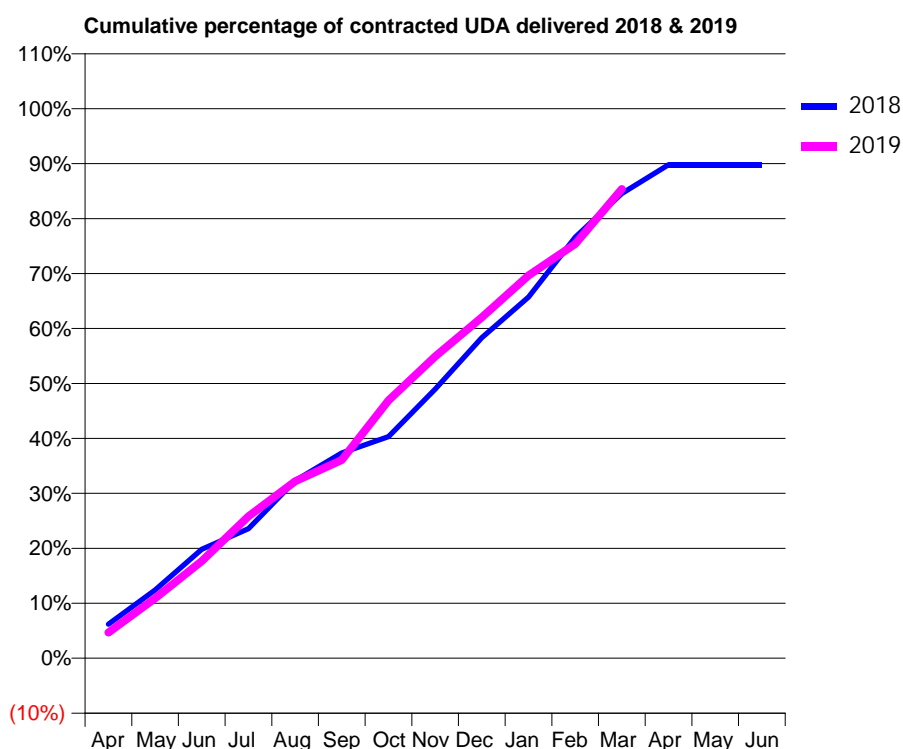
18/19 Contracted general activity (UDA)	1,112
Carry forward general activity (UDA)	0
18/19 Contracted orthodontic activity (UOA)	0
Carry forward orthodontic activity (UOA)	0
Baseline contract value	£27,669.48

ACCESS*

Patients seen in 24 months	Total	Change since previous quarter
Quarter ending March 2018	500	
Quarter ending June 2018	498	→
Quarter ending September 2018	487	↓
Quarter ending December 2018	487	→
Quarter ending March 2019	496	→
Variance since March 2018	(0.8%)	→



ACTIVITY



Month	2018	2019
April	69	52
May	138	121
June	220	196
July	262	287
August	359	358
September	415	401
October	448	521
November	544	610
December	649	690
January	731	775
February	852	838
March	940	949
April	999	
May	999	
June	999	

QUALITY

	Quantity	Base Number	Contract	AT	Region	England
% of FP17s for the same patient ID Re-attending within 3 months - Children	38	729	5.2%	10.0%	11.5%	11.8%
% of FP17s for the same patient ID Re-attending within 3 months - Adults	0	0	N/A	14.2%	15.2%	15.7%
% of FP17s for the same patient ID Re-attending between 3 & 9 months - Children	549	729	75.3%	62.1%	60.2%	58.9%
% of FP17s for the same patient ID Re-attending between 3 & 9 months - Adults	0	0	N/A	54.9%	51.8%	50.8%
% of FP17s for Band 1 Urgent Courses	11	697	1.6%	6.9%	8.1%	9.1%
% of FP17s Relating to Free Repair or Replacements	0	697	0.0%	0.8%	0.8%	0.8%
% of FP17s Relating to Continuations	8	697	1.1%	1.1%	0.9%	0.9%
% of Patients satisfied with the dentistry they have received	0	0	N/A	91.3%	92.7%	92.5%
% of Patients satisfied with the time they had to wait for an appointment	0	0	N/A	85.3%	87.4%	87.0%

* This is based on patients treated on this contract for their most recent course of treatment.

Figures in italics indicate the base number of FP17s or Patient Questionnaire responses are less than 100. N/A is shown where the base number of responses is less than 10 during the period. % is calculated as Quantity/Base number*100

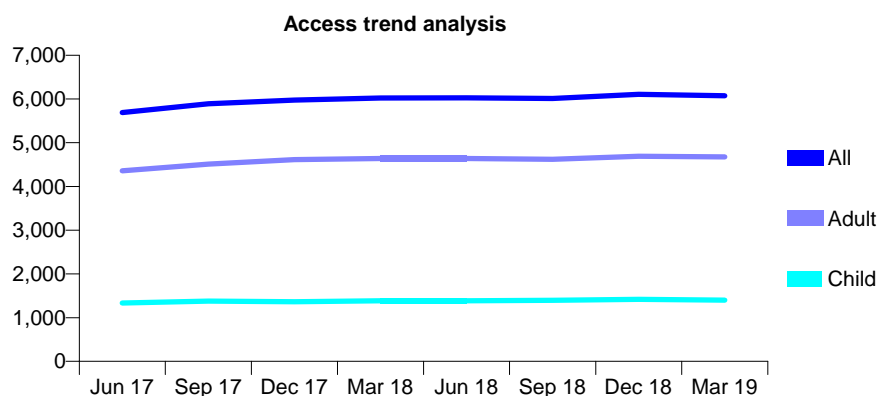
Q55 - Vital Signs At a Glance Contract Report for 939692/0001 - March 2019

Name or company name	MISS N FARZANFAR
Contract type name	GDS Contract
Purpose of contract	General
Contract start date	01/04/2006
Contract end date	

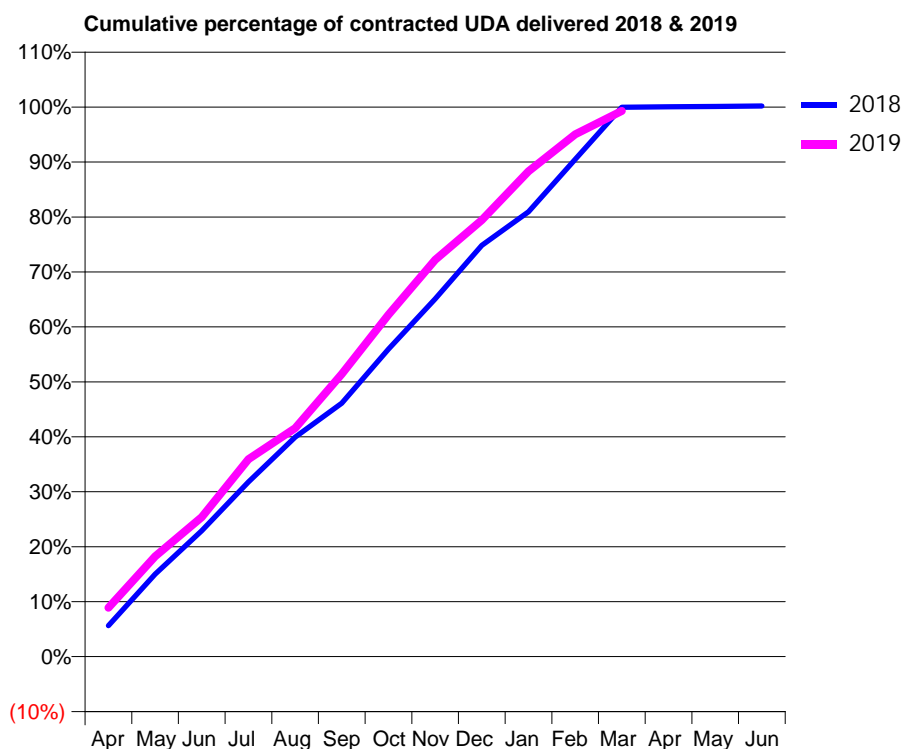
18/19 Contracted general activity (UDA)	20,000
Carry forward general activity (UDA)	0
18/19 Contracted orthodontic activity (UOA)	0
Carry forward orthodontic activity (UOA)	0
Baseline contract value	£543,120.75

ACCESS*

Patients seen in 24 months	Total	Change since previous quarter
Quarter ending March 2018	6,022	
Quarter ending June 2018	6,025	→
Quarter ending September 2018	6,013	→
Quarter ending December 2018	6,107	→
Quarter ending March 2019	6,075	→
Variance since March 2018	0.9%	→



ACTIVITY



Month	Adjusted Scheduled Activity (UDA)	
	2018	2019
April	1,127	1,781
May	3,001	3,651
June	4,586	5,080
July	6,362	7,186
August	7,992	8,316
September	9,222	10,281
October	11,194	12,444
November	13,021	14,439
December	14,966	15,885
January	16,190	17,666
February	18,101	19,006
March	19,995	19,857
April	20,010	
May	20,024	
June	20,037	

QUALITY

	Quantity	Base Number	Contract	AT	Region	England
% of FP17s for the same patient ID Re-attending within 3 months - Children	234	2,374	9.9%	10.0%	11.5%	11.8%
% of FP17s for the same patient ID Re-attending within 3 months - Adults	1,263	6,918	18.3%	14.2%	15.2%	15.7%
% of FP17s for the same patient ID Re-attending between 3 & 9 months - Children	1,568	2,374	66.0%	62.1%	60.2%	58.9%
% of FP17s for the same patient ID Re-attending between 3 & 9 months - Adults	3,511	6,918	50.8%	54.9%	51.8%	50.8%
% of FP17s for Band 1 Urgent Courses	926	9,267	10.0%	6.9%	8.1%	9.1%
% of FP17s Relating to Free Repair or Replacements	53	9,267	0.6%	0.8%	0.8%	0.8%
% of FP17s Relating to Continuations	63	9,267	0.7%	1.1%	0.9%	0.9%
% of Patients satisfied with the dentistry they have received	1	2	N/A	91.3%	92.7%	92.5%
% of Patients satisfied with the time they had to wait for an appointment	1	2	N/A	85.3%	87.4%	87.0%

* This is based on patients treated on this contract for their most recent course of treatment. Figures in italics indicate the base number of FP17s or Patient Questionnaire responses are less than 100. N/A is shown where the base number of responses is less than 10 during the period. % is calculated as Quantity/Base number*100

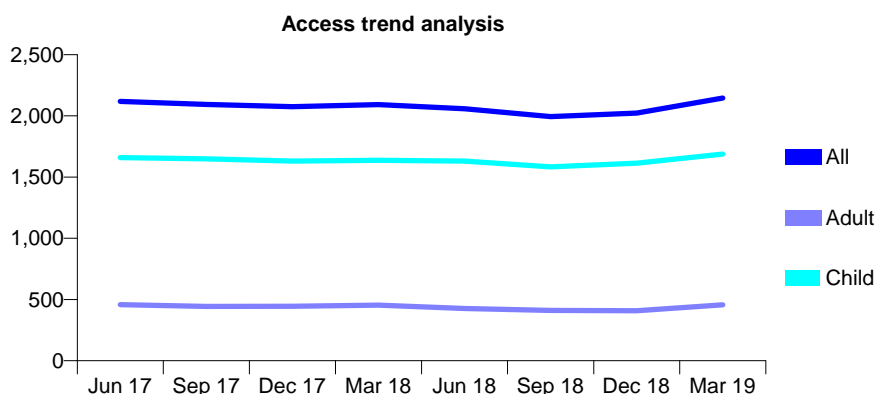
Q55 - Vital Signs At a Glance Contract Report for 942391/0001 - March 2019

Name or company name	MR A MAHMOOD
Contract type name	GDS Contract
Purpose of contract	General
Contract start date	20/08/2014
Contract end date	

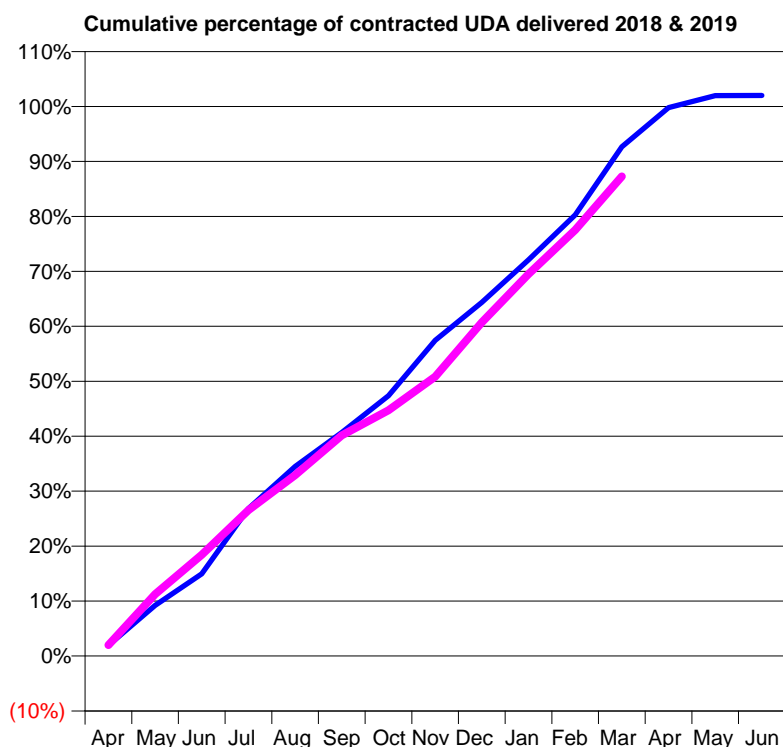
18/19 Contracted general activity (UDA)	5,071
Carry forward general activity (UDA)	-101
18/19 Contracted orthodontic activity (UOA)	0
Carry forward orthodontic activity (UOA)	0
Baseline contract value	£120,090.72

ACCESS*

Patients seen in 24 months	Total	Change since previous quarter
Quarter ending March 2018	2,092	
Quarter ending June 2018	2,058	↓
Quarter ending September 2018	1,994	↓
Quarter ending December 2018	2,022	→
Quarter ending March 2019	2,145	↑
Variance since March 2018	2.5%	↑



ACTIVITY



Month	Adjusted Scheduled Activity (UDA)	
	2018	2019
April	98	101
May	468	571
June	758	934
July	1,361	1,347
August	1,749	1,669
September	2,063	2,037
October	2,403	2,268
November	2,914	2,578
December	3,262	3,078
January	3,655	3,524
February	4,070	3,932
March	4,699	4,426
April	5,060	
May	5,170	
June	5,173	

QUALITY

	Quantity	Base Number	Contract	AT	Region	England
% of FP17s for the same patient ID Re-attending within 3 months - Children	198	2,312	8.6%	10.0%	11.5%	11.8%
% of FP17s for the same patient ID Re-attending within 3 months - Adults	33	377	8.8%	14.2%	15.2%	15.7%
% of FP17s for the same patient ID Re-attending between 3 & 9 months - Children	1,294	2,312	56.0%	62.1%	60.2%	58.9%
% of FP17s for the same patient ID Re-attending between 3 & 9 months - Adults	176	377	46.7%	54.9%	51.8%	50.8%
% of FP17s for Band 1 Urgent Courses	101	2,478	4.1%	6.9%	8.1%	9.1%
% of FP17s Relating to Free Repair or Replacements	4	2,478	0.2%	0.8%	0.8%	0.8%
% of FP17s Relating to Continuations	0	2,478	0.0%	1.1%	0.9%	0.9%
% of Patients satisfied with the dentistry they have received	1	1	N/A	91.3%	92.7%	92.5%
% of Patients satisfied with the time they had to wait for an appointment	1	1	N/A	85.3%	87.4%	87.0%

* This is based on patients treated on this contract for their most recent course of treatment. Figures in italics indicate the base number of FP17s or Patient Questionnaire responses are less than 100. N/A is shown where the base number of responses is less than 10 during the period. % is calculated as Quantity/Base number*100

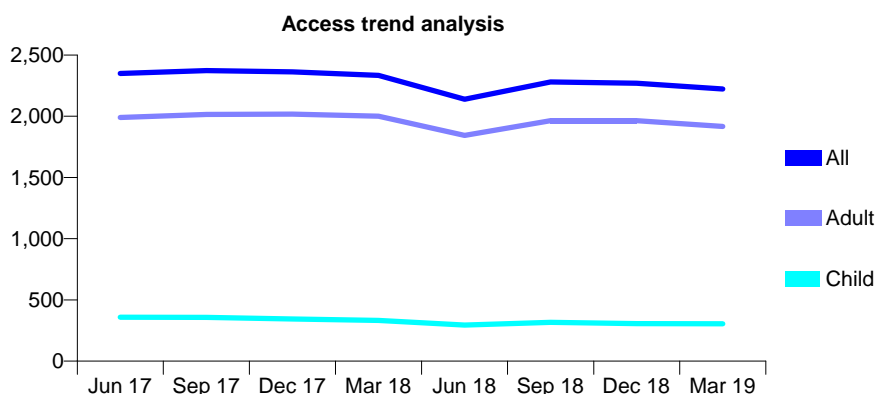
Q55 - Vital Signs At a Glance Contract Report for 944785/0003 - March 2019

Name or company name	Felipe Arias Canadas
Contract type name	GDS Contract
Purpose of contract	General
Contract start date	01/09/2015
Contract end date	

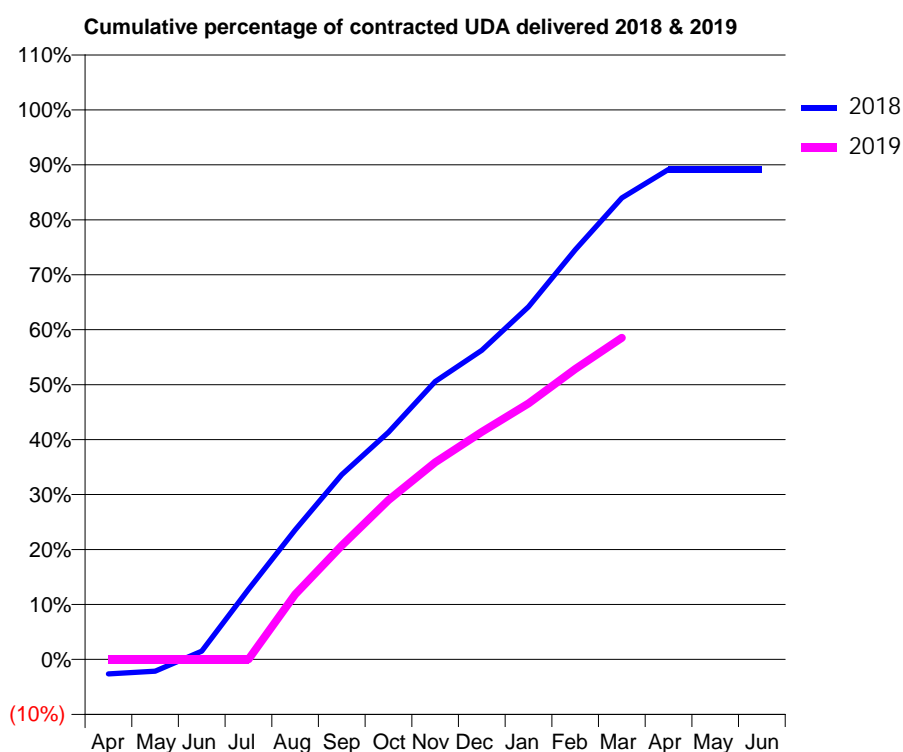
18/19 Contracted general activity (UDA)	7,739
Carry forward general activity (UDA)	0
18/19 Contracted orthodontic activity (UOA)	0
Carry forward orthodontic activity (UOA)	0
Baseline contract value	£191,657.25

ACCESS*

Patients seen in 24 months	Total	Change since previous quarter
Quarter ending March 2018	2,334	
Quarter ending June 2018	2,139	↓
Quarter ending September 2018	2,281	↑
Quarter ending December 2018	2,270	→
Quarter ending March 2019	2,223	↓
Variance since March 2018	(4.8%)	↓



ACTIVITY



Month	2018	2019
April	-206	0
May	-169	0
June	115	0
July	986	0
August	1,825	916
September	2,602	1,604
October	3,200	2,244
November	3,914	2,777
December	4,353	3,204
January	4,966	3,604
February	5,768	4,089
March	6,499	4,529
April	6,900	
May	6,900	
June	6,900	

QUALITY

	Quantity	Base Number	Contract	AT	Region	England
% of FP17s for the same patient ID Re-attending within 3 months - Children	63	562	11.2%	10.0%	11.5%	11.8%
% of FP17s for the same patient ID Re-attending within 3 months - Adults	145	2,364	6.1%	14.2%	15.2%	15.7%
% of FP17s for the same patient ID Re-attending between 3 & 9 months - Children	348	562	61.9%	62.1%	60.2%	58.9%
% of FP17s for the same patient ID Re-attending between 3 & 9 months - Adults	1,302	2,364	55.1%	54.9%	51.8%	50.8%
% of FP17s for Band 1 Urgent Courses	72	2,767	2.6%	6.9%	8.1%	9.1%
% of FP17s Relating to Free Repair or Replacements	1	2,767	0.0%	0.8%	0.8%	0.8%
% of FP17s Relating to Continuations	50	2,767	1.8%	1.1%	0.9%	0.9%
% of Patients satisfied with the dentistry they have received	5	6	N/A	91.3%	92.7%	92.5%
% of Patients satisfied with the time they had to wait for an appointment	6	6	N/A	85.3%	87.4%	87.0%

* This is based on patients treated on this contract for their most recent course of treatment. Figures in italics indicate the base number of FP17s or Patient Questionnaire responses are less than 100. N/A is shown where the base number of responses is less than 10 during the period. % is calculated as Quantity/Base number*100

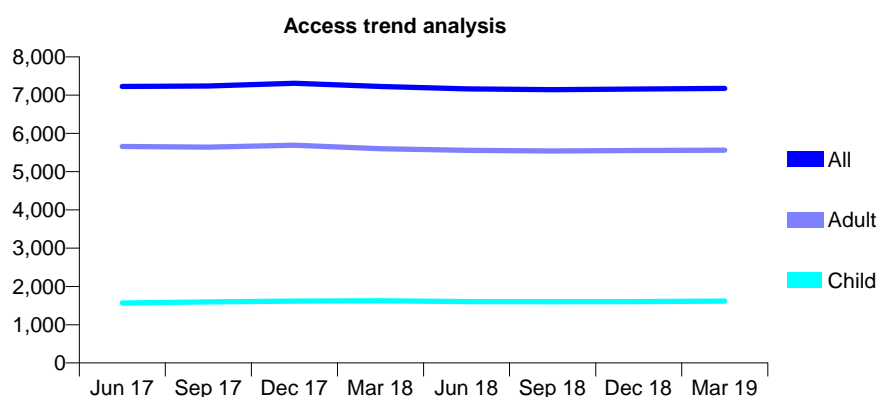
Q55 - Vital Signs At a Glance Contract Report for 946222/0001 - March 2019

Name or company name	Tamworth Dental Surgery
Contract type name	GDS Contract
Purpose of contract	General
Contract start date	01/04/2006
Contract end date	

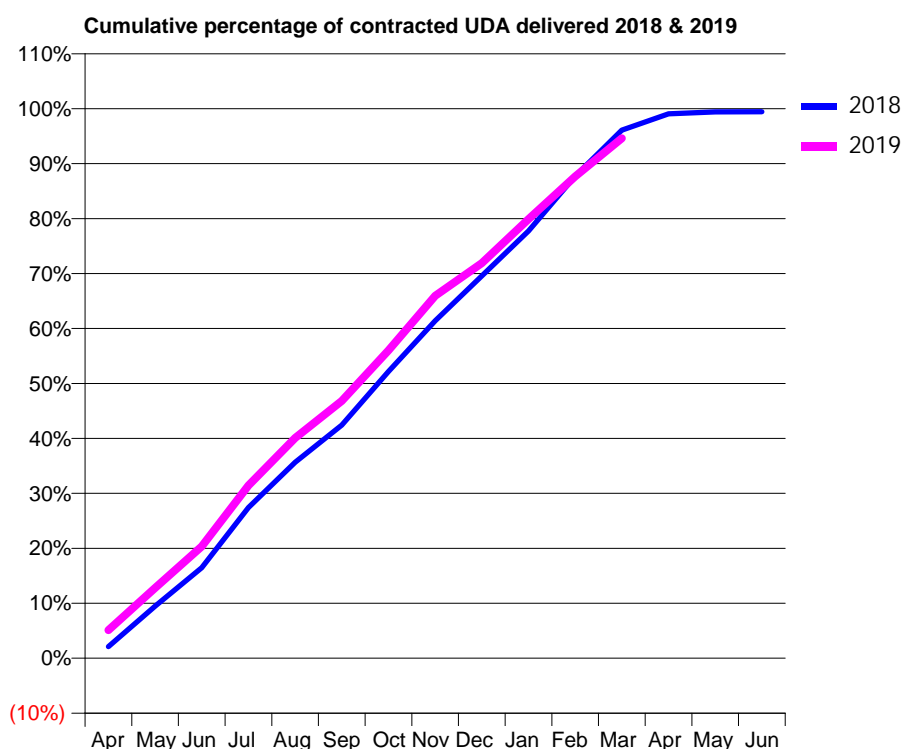
18/19 Contracted general activity (UDA)	22,590
Carry forward general activity (UDA)	0
18/19 Contracted orthodontic activity (UOA)	0
Carry forward orthodontic activity (UOA)	0
Baseline contract value	£536,468.27

ACCESS*

Patients seen in 24 months	Total	Change since previous quarter
Quarter ending March 2018	7,226	
Quarter ending June 2018	7,163	→
Quarter ending September 2018	7,141	→
Quarter ending December 2018	7,159	→
Quarter ending March 2019	7,176	→
Variance since March 2018	(0.7%)	→



ACTIVITY



Month	2018	2019
April	482	1,152
May	2,143	2,892
June	3,719	4,595
July	6,197	7,102
August	8,055	9,052
September	9,582	10,575
October	11,789	12,656
November	13,872	14,895
December	15,715	16,242
January	17,562	18,050
February	19,821	19,802
March	21,704	21,369
April	22,375	
May	22,458	
June	22,462	

QUALITY

	Quantity	Base Number	Contract	AT	Region	England
% of FP17s for the same patient ID Re-attending within 3 months - Children	101	2,322	4.3%	10.0%	11.5%	11.8%
% of FP17s for the same patient ID Re-attending within 3 months - Adults	753	8,160	9.2%	14.2%	15.2%	15.7%
% of FP17s for the same patient ID Re-attending between 3 & 9 months - Children	1,541	2,322	66.4%	62.1%	60.2%	58.9%
% of FP17s for the same patient ID Re-attending between 3 & 9 months - Adults	5,428	8,160	66.5%	54.9%	51.8%	50.8%
% of FP17s for Band 1 Urgent Courses	329	10,077	3.3%	6.9%	8.1%	9.1%
% of FP17s Relating to Free Repair or Replacements	82	10,077	0.8%	0.8%	0.8%	0.8%
% of FP17s Relating to Continuations	56	10,077	0.6%	1.1%	0.9%	0.9%
% of Patients satisfied with the dentistry they have received	4	5	N/A	91.3%	92.7%	92.5%
% of Patients satisfied with the time they had to wait for an appointment	4	5	N/A	85.3%	87.4%	87.0%

* This is based on patients treated on this contract for their most recent course of treatment.

Figures in italics indicate the base number of FP17s or Patient Questionnaire responses are less than 100. N/A is shown where the base number of responses is less than 10 during the period. % is calculated as Quantity/Base number*100

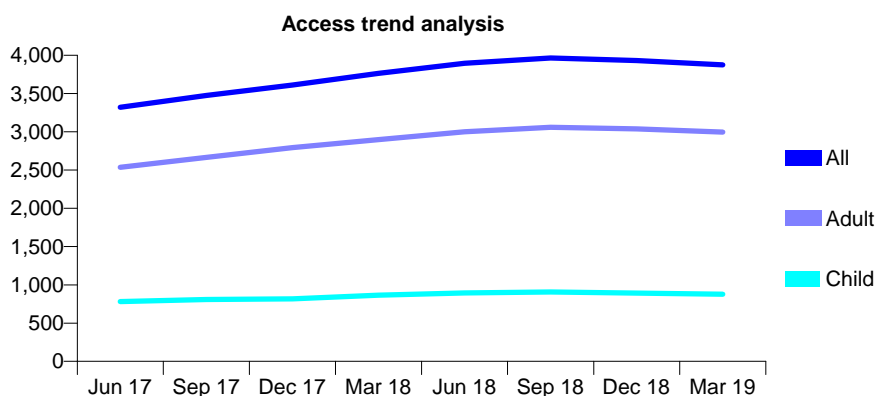
Q55 - Vital Signs At a Glance Contract Report for 950432/0001 - March 2019

Name or company name	MR N NAMIN
Contract type name	GDS Contract
Purpose of contract	General
Contract start date	01/01/2007
Contract end date	

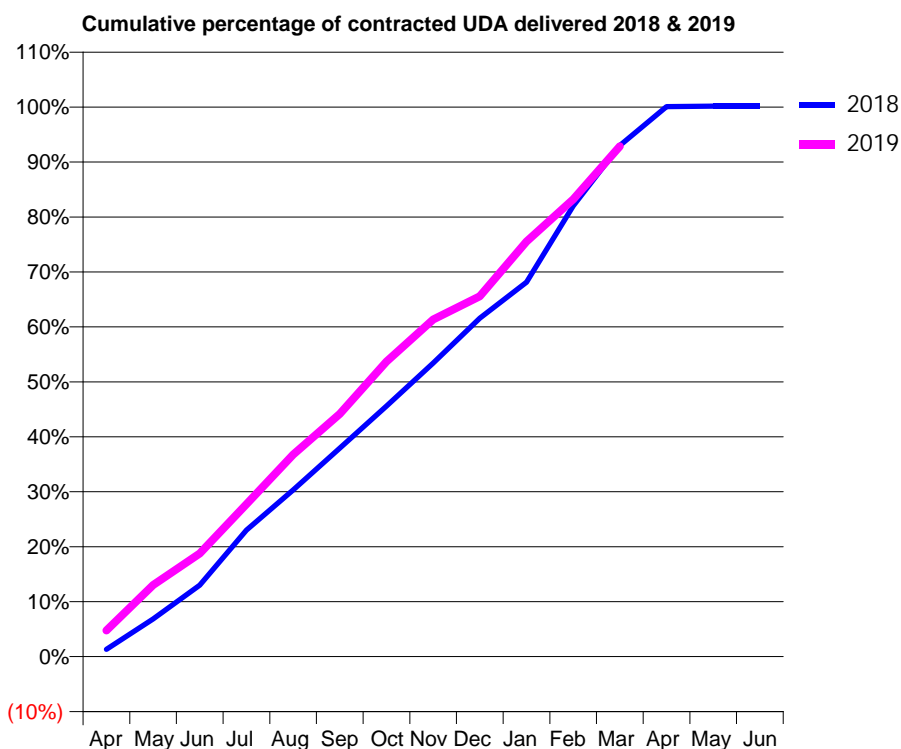
18/19 Contracted general activity (UDA)	16,876
Carry forward general activity (UDA)	-28
18/19 Contracted orthodontic activity (UOA)	0
Carry forward orthodontic activity (UOA)	0
Baseline contract value	£427,641.23

ACCESS*

Patients seen in 24 months	Total	Change since previous quarter
Quarter ending March 2018	3,764	
Quarter ending June 2018	3,895	↑
Quarter ending September 2018	3,965	→
Quarter ending December 2018	3,931	→
Quarter ending March 2019	3,873	↓
Variance since March 2018	2.9%	↑



ACTIVITY



Month	Adjusted Scheduled Activity (UDA)	
	2018	2019
April	223	805
May	1,159	2,203
June	2,193	3,168
July	3,882	4,684
August	5,122	6,206
September	6,404	7,457
October	7,691	9,061
November	9,014	10,357
December	10,394	11,065
January	11,497	12,746
February	13,842	14,044
March	15,696	15,669
April	16,893	
May	16,904	
June	16,904	

QUALITY

	Quantity	Base Number	Contract	AT	Region	England
% of FP17s for the same patient ID Re-attending within 3 months - Children	125	1,716	7.3%	10.0%	11.5%	11.8%
% of FP17s for the same patient ID Re-attending within 3 months - Adults	795	5,248	15.1%	14.2%	15.2%	15.7%
% of FP17s for the same patient ID Re-attending between 3 & 9 months - Children	1,243	1,716	72.4%	62.1%	60.2%	58.9%
% of FP17s for the same patient ID Re-attending between 3 & 9 months - Adults	3,366	5,248	64.1%	54.9%	51.8%	50.8%
% of FP17s for Band 1 Urgent Courses	905	6,613	13.7%	6.9%	8.1%	9.1%
% of FP17s Relating to Free Repair or Replacements	19	6,613	0.3%	0.8%	0.8%	0.8%
% of FP17s Relating to Continuations	67	6,613	1.0%	1.1%	0.9%	0.9%
% of Patients satisfied with the dentistry they have received	13	14	92.9%	91.3%	92.7%	92.5%
% of Patients satisfied with the time they had to wait for an appointment	13	14	92.9%	85.3%	87.4%	87.0%

* This is based on patients treated on this contract for their most recent course of treatment. Figures in italics indicate the base number of FP17s or Patient Questionnaire responses are less than 100. N/A is shown where the base number of responses is less than 10 during the period. % is calculated as Quantity/Base number*100

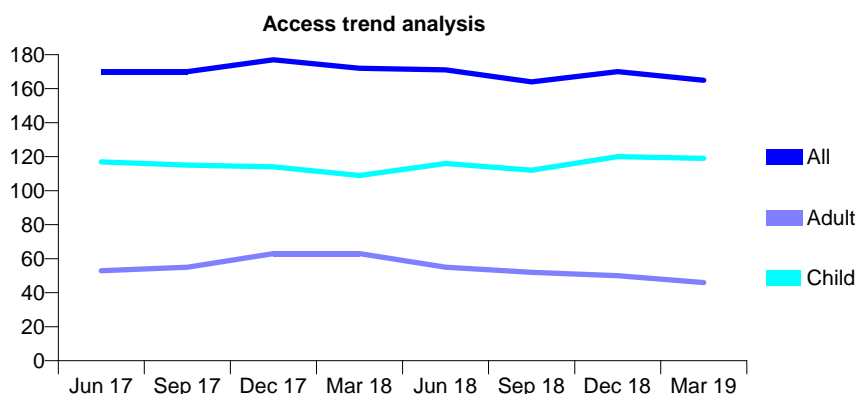
Q55 - Vital Signs At a Glance Contract Report for 959901/0001 - March 2019

Name or company name	Peak Smiles Studio Partnership
Contract type name	GDS Contract
Purpose of contract	General and Orthodontic
Contract start date	01/04/2006
Contract end date	

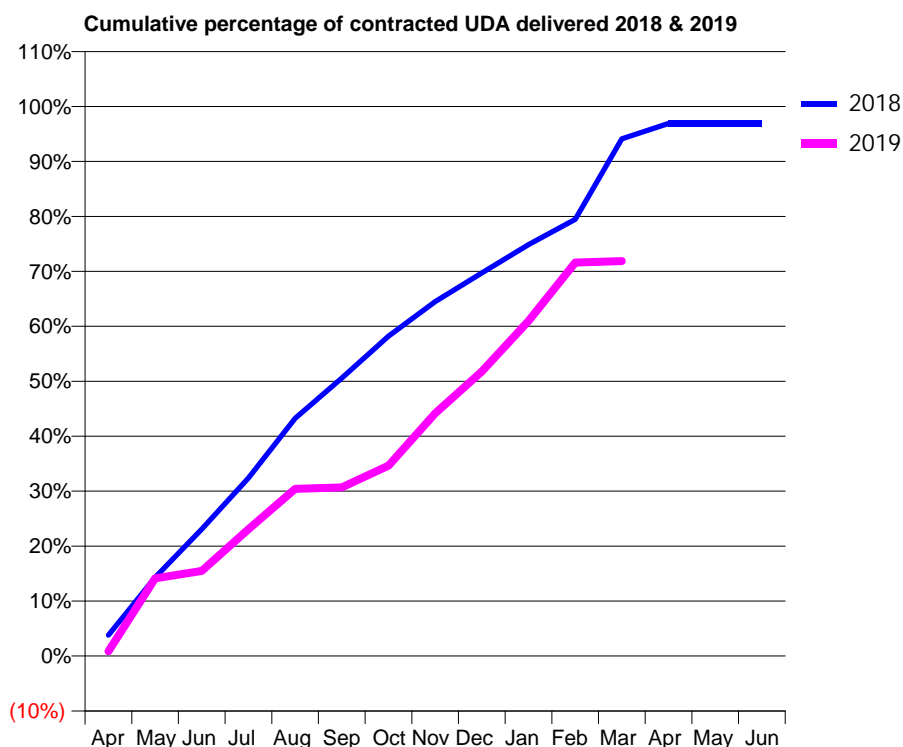
18/19 Contracted general activity (UDA)	369
Carry forward general activity (UDA)	11
18/19 Contracted orthodontic activity (UOA)	3,233
Carry forward orthodontic activity (UOA)	26
Baseline contract value	£234,927.95

ACCESS*

Patients seen in 24 months	Total	Change since previous quarter
Quarter ending March 2018	172	
Quarter ending June 2018	171	→
Quarter ending September 2018	164	↓
Quarter ending December 2018	170	↑
Quarter ending March 2019	165	↓
Variance since March 2018	(4.1%)	↓



ACTIVITY



Month	Adjusted Scheduled Activity (UDA)	
	2018	2019
April	14	3
May	53	52
June	85	57
July	120	85
August	160	112
September	187	113
October	215	128
November	238	163
December	257	191
January	276	225
February	293	264
March	347	265
April	358	
May	358	
June	358	

QUALITY

	Quantity	Base Number	Contract	AT	Region	England
% of FP17s for the same patient ID Re-attending within 3 months - Children	19	345	5.5%	10.0%	11.5%	11.8%
% of FP17s for the same patient ID Re-attending within 3 months - Adults	3	34	8.8%	14.2%	15.2%	15.7%
% of FP17s for the same patient ID Re-attending between 3 & 9 months - Children	56	345	16.2%	62.1%	60.2%	58.9%
% of FP17s for the same patient ID Re-attending between 3 & 9 months - Adults	15	34	44.1%	54.9%	51.8%	50.8%
% of FP17s for Band 1 Urgent Courses	6	138	4.3%	6.9%	8.1%	9.1%
% of FP17s Relating to Free Repair or Replacements	0	138	0.0%	0.8%	0.8%	0.8%
% of FP17s Relating to Continuations	1	138	0.7%	1.1%	0.9%	0.9%
% of Patients satisfied with the dentistry they have received	0	0	N/A	91.3%	92.7%	92.5%
% of Patients satisfied with the time they had to wait for an appointment	0	0	N/A	85.3%	87.4%	87.0%

* This is based on patients treated on this contract for their most recent course of treatment. Figures in italics indicate the base number of FP17s or Patient Questionnaire responses are less than 100. N/A is shown where the base number of responses is less than 10 during the period. % is calculated as Quantity/Base number*100

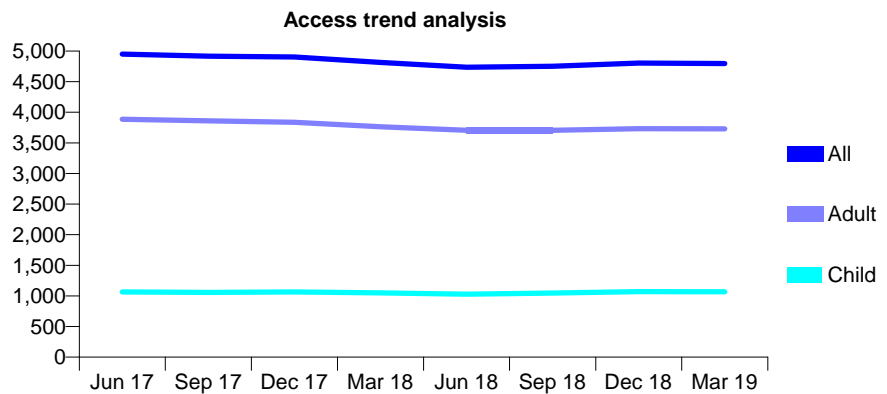
Q55 - Vital Signs At a Glance Contract Report for 960764/0002 - March 2019

Name or company name	MR SS CHITA
Contract type name	GDS Contract
Purpose of contract	General
Contract start date	05/01/2009
Contract end date	

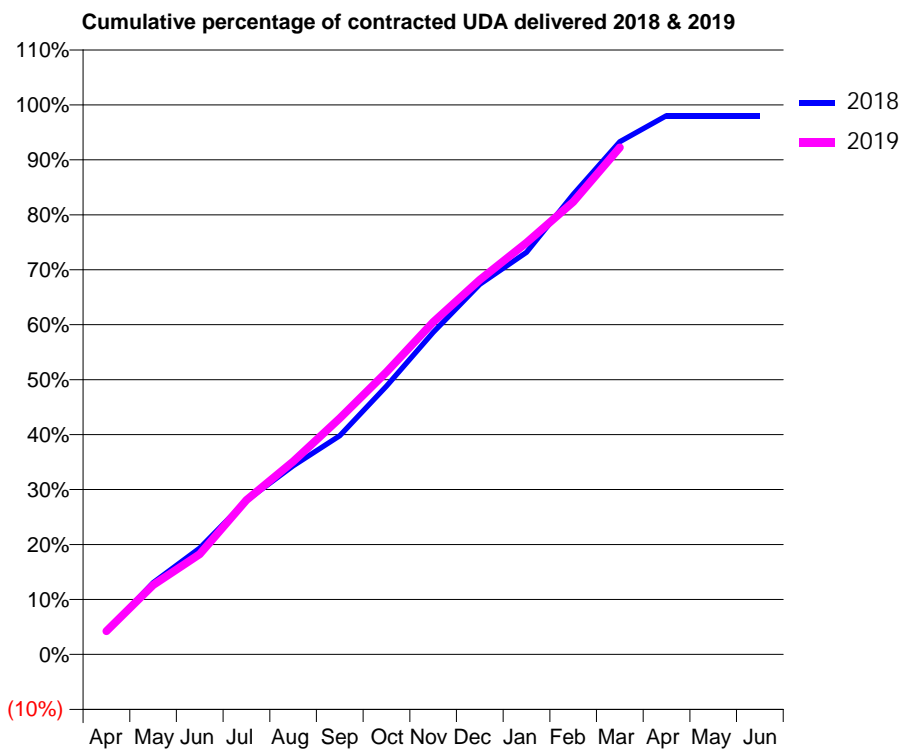
18/19 Contracted general activity (UDA)	13,780
Carry forward general activity (UDA)	0
18/19 Contracted orthodontic activity (UOA)	0
Carry forward orthodontic activity (UOA)	0
Baseline contract value	£338,789.48

ACCESS*

Patients seen in 24 months	Total	Change since previous quarter
Quarter ending March 2018	4,813	
Quarter ending June 2018	4,736	↓
Quarter ending September 2018	4,752	→
Quarter ending December 2018	4,802	→
Quarter ending March 2019	4,797	→
Variance since March 2018	(0.3%)	→



ACTIVITY



Month	Adjusted Scheduled Activity (UDA)	
	2018	2019
April	570	585
May	1,800	1,740
June	2,668	2,511
July	3,862	3,871
August	4,732	4,838
September	5,482	5,921
October	6,730	7,080
November	8,077	8,335
December	9,281	9,392
January	10,083	10,326
February	11,537	11,346
March	12,857	12,712
April	13,512	
May	13,512	
June	13,512	

QUALITY

	Quantity	Base Number	Contract	AT	Region	England
% of FP17s for the same patient ID Re-attending within 3 months - Children	114	1,685	6.8%	10.0%	11.5%	11.8%
% of FP17s for the same patient ID Re-attending within 3 months - Adults	861	6,140	14.0%	14.2%	15.2%	15.7%
% of FP17s for the same patient ID Re-attending between 3 & 9 months - Children	1,178	1,685	69.9%	62.1%	60.2%	58.9%
% of FP17s for the same patient ID Re-attending between 3 & 9 months - Adults	3,950	6,140	64.3%	54.9%	51.8%	50.8%
% of FP17s for Band 1 Urgent Courses	431	7,538	5.7%	6.9%	8.1%	9.1%
% of FP17s Relating to Free Repair or Replacements	184	7,538	2.4%	0.8%	0.8%	0.8%
% of FP17s Relating to Continuations	73	7,538	1.0%	1.1%	0.9%	0.9%
% of Patients satisfied with the dentistry they have received	1	1	N/A	91.3%	92.7%	92.5%
% of Patients satisfied with the time they had to wait for an appointment	1	1	N/A	85.3%	87.4%	87.0%

* This is based on patients treated on this contract for their most recent course of treatment. Figures in italics indicate the base number of FP17s or Patient Questionnaire responses are less than 100. N/A is shown where the base number of responses is less than 10 during the period. % is calculated as Quantity/Base number*100

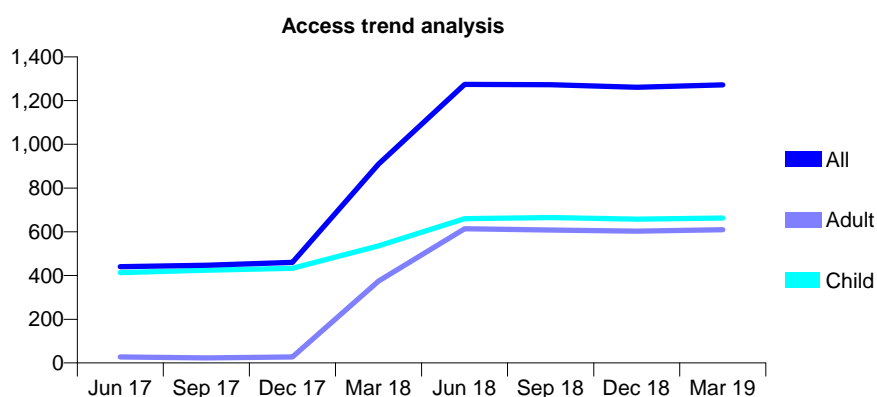
Q55 - Vital Signs At a Glance Contract Report for 964778/0001 - March 2019

Name or company name	MR KS MISSAN
Contract type name	GDS Contract
Purpose of contract	General
Contract start date	01/06/2010
Contract end date	

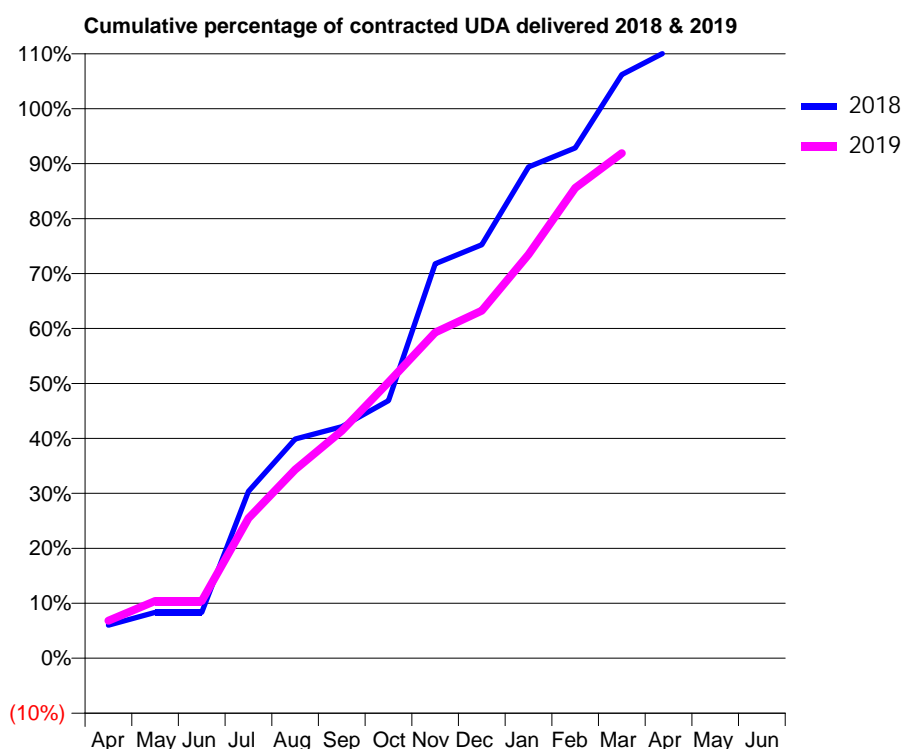
18/19 Contracted general activity (UDA)	950
Carry forward general activity (UDA)	-19
18/19 Contracted orthodontic activity (UOA)	0
Carry forward orthodontic activity (UOA)	0
Baseline contract value	£23,736.84

ACCESS*

Patients seen in 24 months	Total	Change since previous quarter
Quarter ending March 2018	909	
Quarter ending June 2018	1,274	↑
Quarter ending September 2018	1,273	→
Quarter ending December 2018	1,261	→
Quarter ending March 2019	1,272	→
Variance since March 2018	39.9%	↑



ACTIVITY



Month	Adjusted Scheduled Activity (UDA)	
	2018	2019
April	57	65
May	79	99
June	79	99
July	289	242
August	379	326
September	400	393
October	445	477
November	682	563
December	715	601
January	849	698
February	882	813
March	1,009	873
April	1,051	
May	1,051	
June	1,051	

QUALITY

	Quantity	Base Number	Contract	AT	Region	England
% of FP17s for the same patient ID Re-attending within 3 months - Children	26	913	2.8%	10.0%	11.5%	11.8%
% of FP17s for the same patient ID Re-attending within 3 months - Adults	38	493	7.7%	14.2%	15.2%	15.7%
% of FP17s for the same patient ID Re-attending between 3 & 9 months - Children	604	913	66.2%	62.1%	60.2%	58.9%
% of FP17s for the same patient ID Re-attending between 3 & 9 months - Adults	202	493	41.0%	54.9%	51.8%	50.8%
% of FP17s for Band 1 Urgent Courses	0	676	0.0%	6.9%	8.1%	9.1%
% of FP17s Relating to Free Repair or Replacements	0	676	0.0%	0.8%	0.8%	0.8%
% of FP17s Relating to Continuations	0	676	0.0%	1.1%	0.9%	0.9%
% of Patients satisfied with the dentistry they have received	0	0	N/A	91.3%	92.7%	92.5%
% of Patients satisfied with the time they had to wait for an appointment	0	0	N/A	85.3%	87.4%	87.0%

* This is based on patients treated on this contract for their most recent course of treatment. Figures in italics indicate the base number of FP17s or Patient Questionnaire responses are less than 100. N/A is shown where the base number of responses is less than 10 during the period. % is calculated as Quantity/Base number*100

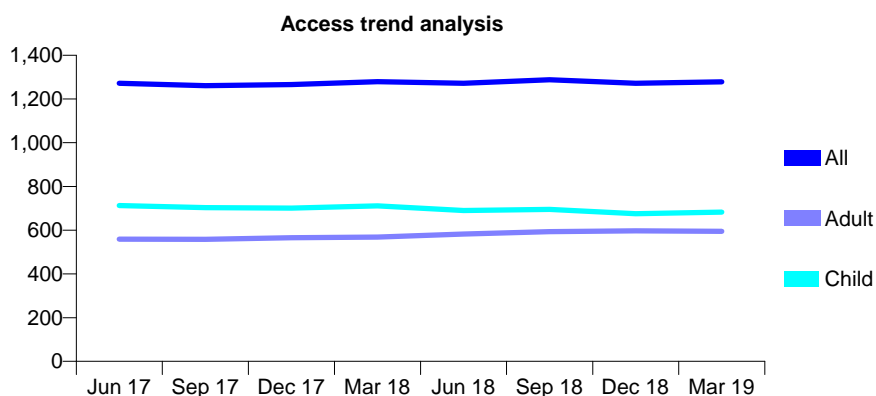
Q55 - Vital Signs At a Glance Contract Report for 993840/0001 - March 2019

Name or company name	MR RB CANTILLON
Contract type name	GDS Contract
Purpose of contract	General
Contract start date	01/04/2006
Contract end date	

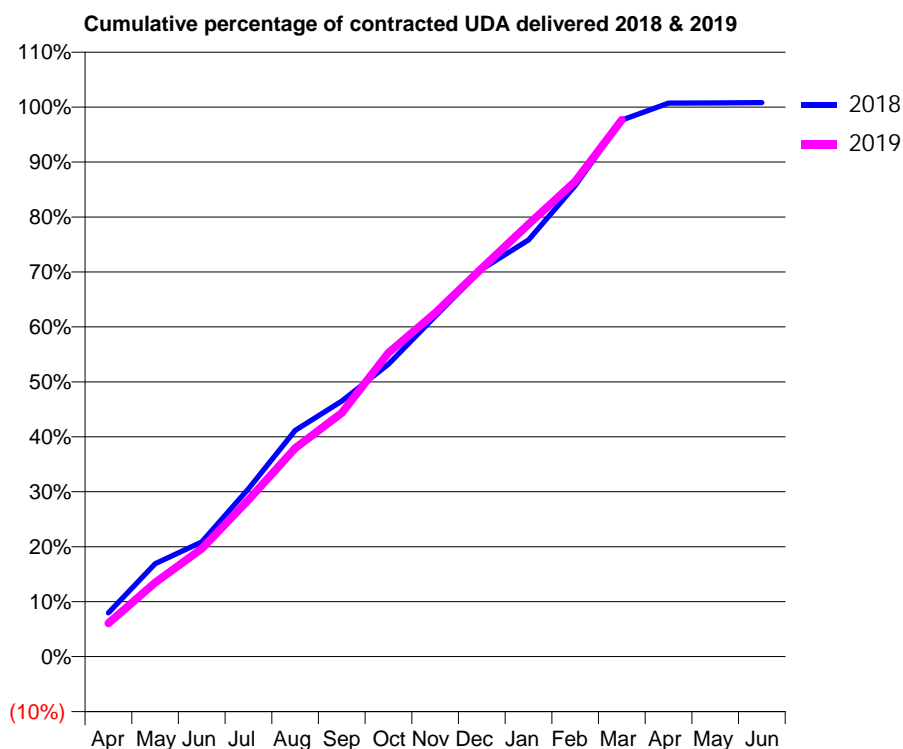
18/19 Contracted general activity (UDA)	3,221
Carry forward general activity (UDA)	-26
18/19 Contracted orthodontic activity (UOA)	0
Carry forward orthodontic activity (UOA)	0
Baseline contract value	£74,184.98

ACCESS*

Patients seen in 24 months	Total	Change since previous quarter
Quarter ending March 2018	1,279	
Quarter ending June 2018	1,272	→
Quarter ending September 2018	1,288	→
Quarter ending December 2018	1,272	↓
Quarter ending March 2019	1,278	→
Variance since March 2018	(0.1%)	→



ACTIVITY



Month	Adjusted Scheduled Activity (UDA)	
	2018	2019
April	256	196
May	545	434
June	672	633
July	984	919
August	1,326	1,222
September	1,497	1,429
October	1,714	1,781
November	1,995	2,015
December	2,270	2,277
January	2,443	2,534
February	2,761	2,785
March	3,145	3,145
April	3,244	
May	3,245	
June	3,247	

QUALITY

	Quantity	Base Number	Contract	AT	Region	England
% of FP17s for the same patient ID Re-attending within 3 months - Children	80	1,172	6.8%	10.0%	11.5%	11.8%
% of FP17s for the same patient ID Re-attending within 3 months - Adults	118	863	13.7%	14.2%	15.2%	15.7%
% of FP17s for the same patient ID Re-attending between 3 & 9 months - Children	838	1,172	71.5%	62.1%	60.2%	58.9%
% of FP17s for the same patient ID Re-attending between 3 & 9 months - Adults	549	863	63.6%	54.9%	51.8%	50.8%
% of FP17s for Band 1 Urgent Courses	77	1,967	3.9%	6.9%	8.1%	9.1%
% of FP17s Relating to Free Repair or Replacements	4	1,967	0.2%	0.8%	0.8%	0.8%
% of FP17s Relating to Continuations	20	1,967	1.0%	1.1%	0.9%	0.9%
% of Patients satisfied with the dentistry they have received	0	0	N/A	91.3%	92.7%	92.5%
% of Patients satisfied with the time they had to wait for an appointment	0	0	N/A	85.3%	87.4%	87.0%

* This is based on patients treated on this contract for their most recent course of treatment. Figures in italics indicate the base number of FP17s or Patient Questionnaire responses are less than 100. N/A is shown where the base number of responses is less than 10 during the period. % is calculated as Quantity/Base number*100

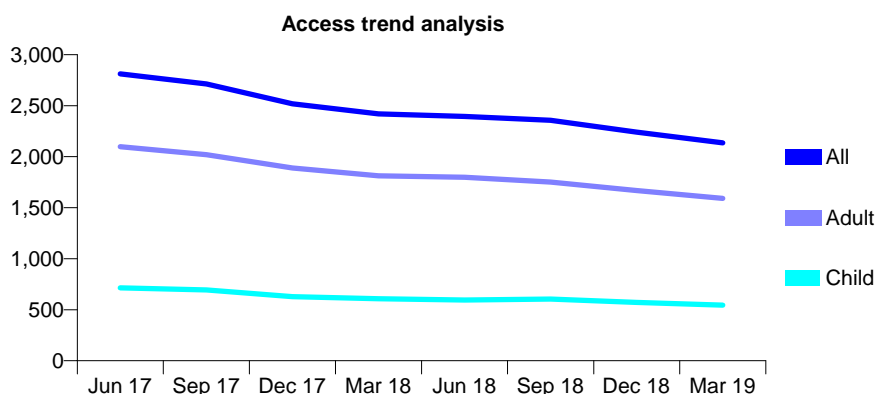
Q55 - Vital Signs At a Glance Contract Report for 997277/0001 - March 2019

Name or company name	MR CA CUNNINGTON
Contract type name	GDS Contract
Purpose of contract	General and Orthodontic
Contract start date	01/04/2006
Contract end date	

18/19 Contracted general activity (UDA)	10,740
Carry forward general activity (UDA)	0
18/19 Contracted orthodontic activity (UOA)	210
Carry forward orthodontic activity (UOA)	0
Baseline contract value	£254,618.94

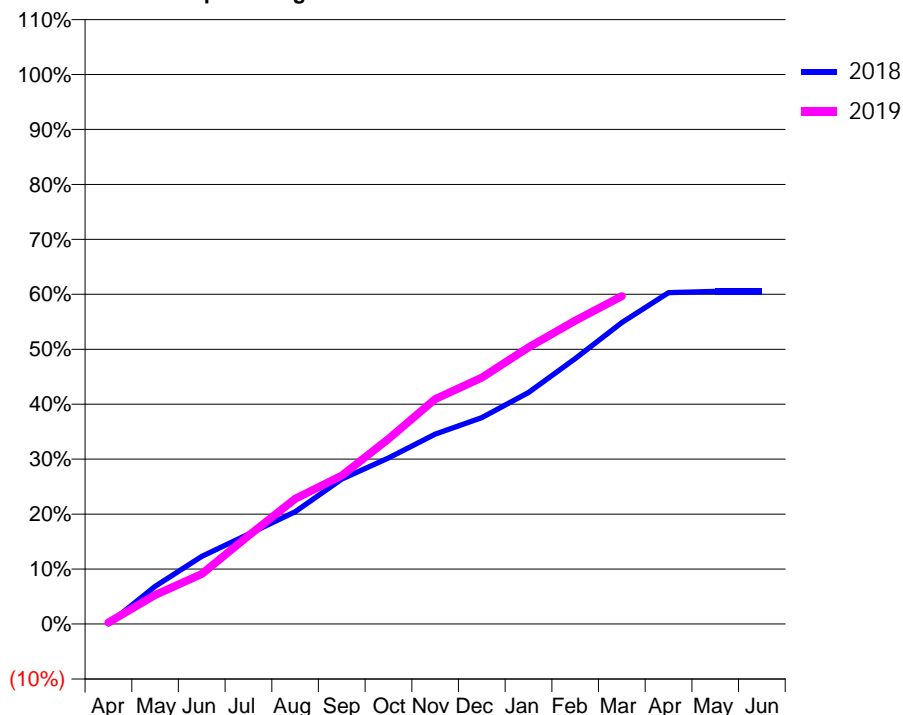
ACCESS*

Patients seen in 24 months	Total	Change since previous quarter
Quarter ending March 2018	2,420	
Quarter ending June 2018	2,394	↓
Quarter ending September 2018	2,356	↓
Quarter ending December 2018	2,241	↓
Quarter ending March 2019	2,135	↓
Variance since March 2018	(11.8%)	↓



ACTIVITY

Cumulative percentage of contracted UDA delivered 2018 & 2019



Month	Adjusted Scheduled Activity (UDA)	
	2018	2019
April	2	31
May	735	568
June	1,324	980
July	1,756	1,724
August	2,195	2,449
September	2,831	2,902
October	3,247	3,620
November	3,713	4,396
December	4,032	4,814
January	4,526	5,408
February	5,188	5,927
March	5,891	6,408
April	6,476	
May	6,501	
June	6,502	

QUALITY

	Quantity	Base Number	Contract	AT	Region	England
% of FP17s for the same patient ID Re-attending within 3 months - Children	50	884	5.7%	10.0%	11.5%	11.8%
% of FP17s for the same patient ID Re-attending within 3 months - Adults	208	2,803	7.4%	14.2%	15.2%	15.7%
% of FP17s for the same patient ID Re-attending between 3 & 9 months - Children	615	884	69.6%	62.1%	60.2%	58.9%
% of FP17s for the same patient ID Re-attending between 3 & 9 months - Adults	2,028	2,803	72.4%	54.9%	51.8%	50.8%
% of FP17s for Band 1 Urgent Courses	70	3,318	2.1%	6.9%	8.1%	9.1%
% of FP17s Relating to Free Repair or Replacements	7	3,318	0.2%	0.8%	0.8%	0.8%
% of FP17s Relating to Continuations	20	3,318	0.6%	1.1%	0.9%	0.9%
% of Patients satisfied with the dentistry they have received	0	0	N/A	91.3%	92.7%	92.5%
% of Patients satisfied with the time they had to wait for an appointment	0	0	N/A	85.3%	87.4%	87.0%

* This is based on patients treated on this contract for their most recent course of treatment.

Figures in italics indicate the base number of FP17s or Patient Questionnaire responses are less than 100. N/A is shown where the base number of responses is less than 10 during the period. % is calculated as Quantity/Base number*100

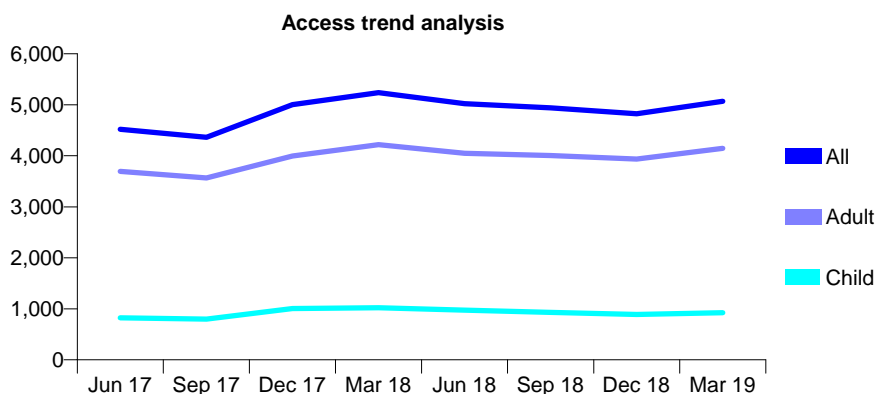
Q56 - Vital Signs At a Glance Contract Report for 100010/0000 - March 2019

Name or company name	M and H Tehrani, Jinesh Vaghela, Jiten Vag
Contract type name	GDS Contract
Purpose of contract	General
Contract start date	01/02/2016
Contract end date	

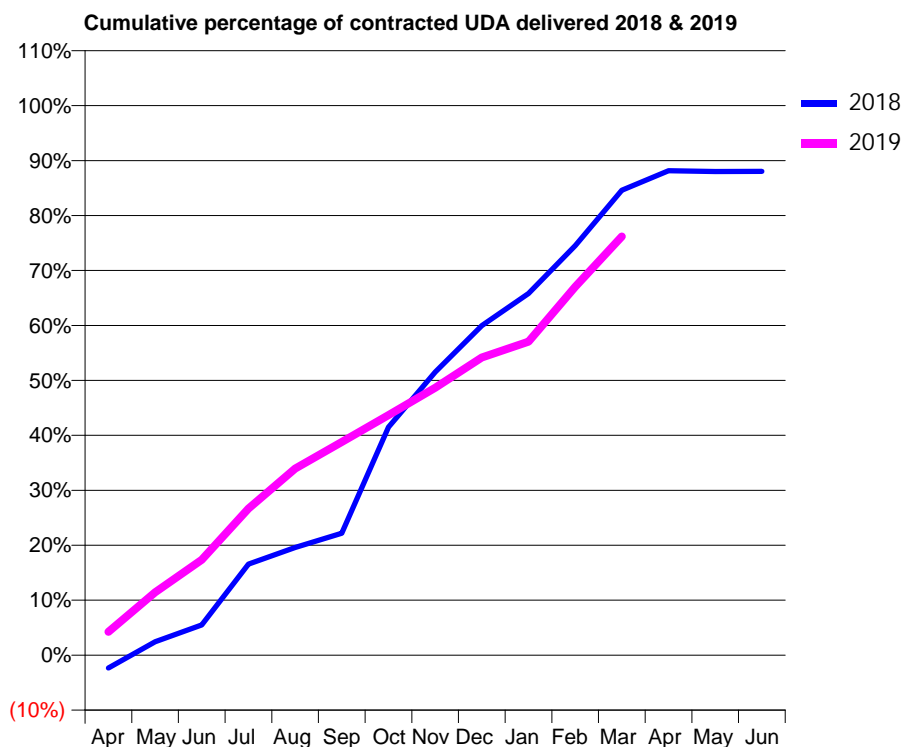
18/19 Contracted general activity (UDA)	11,500
Carry forward general activity (UDA)	0
18/19 Contracted orthodontic activity (UOA)	0
Carry forward orthodontic activity (UOA)	0
Baseline contract value	£284,246.71

ACCESS*

Patients seen in 24 months	Total	Change since previous quarter
Quarter ending March 2018	5,238	
Quarter ending June 2018	5,022	↓
Quarter ending September 2018	4,940	↓
Quarter ending December 2018	4,825	↓
Quarter ending March 2019	5,071	↑
Variance since March 2018	(3.2%)	↓



ACTIVITY



Month	Adjusted Scheduled Activity (UDA)	
	2018	2019
April	-271	488
May	281	1,316
June	632	1,997
July	1,904	3,069
August	2,253	3,905
September	2,552	4,462
October	4,772	5,023
November	5,924	5,596
December	6,893	6,230
January	7,569	6,560
February	8,569	7,709
March	9,730	8,762
April	10,137	
May	10,122	
June	10,123	

QUALITY

	Quantity	Base Number	Contract	AT	Region	England
% of FP17s for the same patient ID Re-attending within 3 months - Children	61	1,284	4.8%	10.7%	11.5%	11.8%
% of FP17s for the same patient ID Re-attending within 3 months - Adults	556	5,268	10.6%	14.1%	15.2%	15.7%
% of FP17s for the same patient ID Re-attending between 3 & 9 months - Children	688	1,284	53.6%	60.1%	60.2%	58.9%
% of FP17s for the same patient ID Re-attending between 3 & 9 months - Adults	2,325	5,268	44.1%	49.2%	51.8%	50.8%
% of FP17s for Band 1 Urgent Courses	498	4,745	10.5%	9.2%	8.1%	9.1%
% of FP17s Relating to Free Repair or Replacements	36	4,745	0.8%	0.7%	0.8%	0.8%
% of FP17s Relating to Continuations	8	4,745	0.2%	1.0%	0.9%	0.9%
% of Patients satisfied with the dentistry they have received	2	2	N/A	92.5%	92.7%	92.5%
% of Patients satisfied with the time they had to wait for an appointment	2	2	N/A	85.3%	87.4%	87.0%

* This is based on patients treated on this contract for their most recent course of treatment. Figures in italics indicate the base number of FP17s or Patient Questionnaire responses are less than 100. N/A is shown where the base number of responses is less than 10 during the period. % is calculated as Quantity/Base number*100

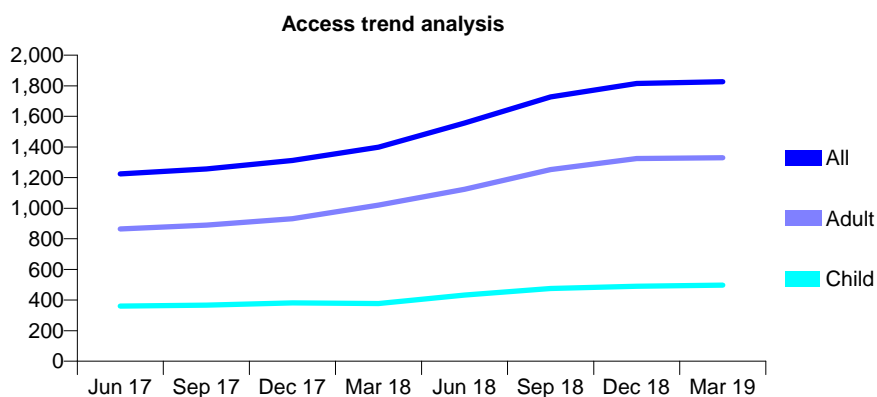
Q56 - Vital Signs At a Glance Contract Report for 100036/0000 - March 2019

Name or company name	Dr Veehar Malde
Contract type name	GDS Contract
Purpose of contract	General
Contract start date	01/03/2016
Contract end date	

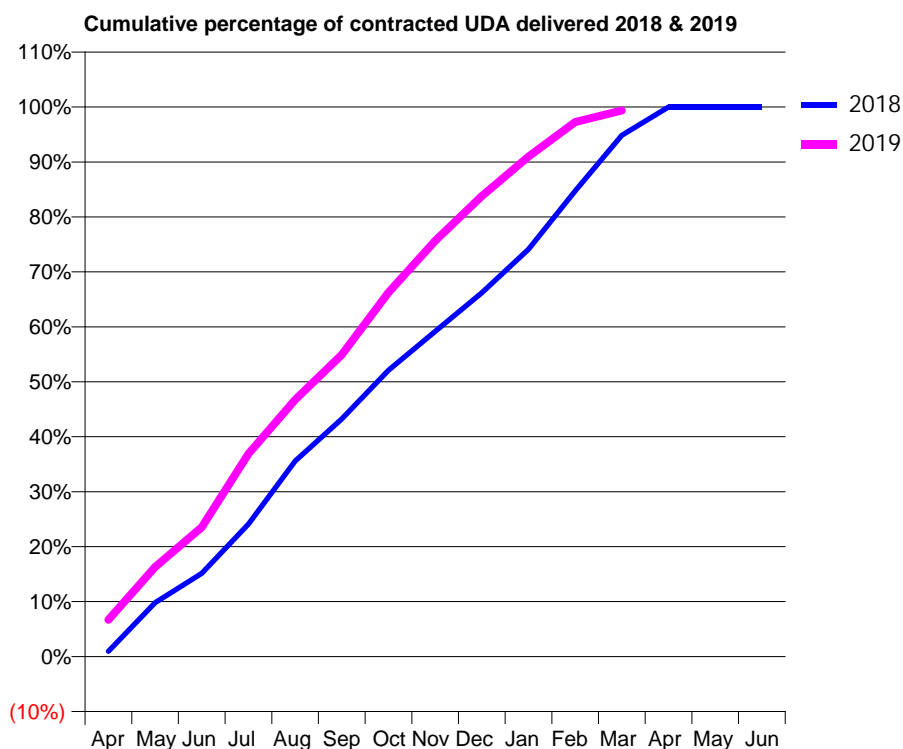
18/19 Contracted general activity (UDA)	4,029
Carry forward general activity (UDA)	0
18/19 Contracted orthodontic activity (UOA)	0
Carry forward orthodontic activity (UOA)	0
Baseline contract value	£102,420.78

ACCESS*

Patients seen in 24 months	Total	Change since previous quarter
Quarter ending March 2018	1,399	
Quarter ending June 2018	1,557	↑
Quarter ending September 2018	1,728	↑
Quarter ending December 2018	1,815	↑
Quarter ending March 2019	1,827	→
Variance since March 2018	30.6%	↑



ACTIVITY



Month	Adjusted Scheduled Activity (UDA)	
	2018	2019
April	39	269
May	396	657
June	611	948
July	971	1,487
August	1,433	1,883
September	1,743	2,213
October	2,099	2,669
November	2,384	3,048
December	2,667	3,376
January	2,986	3,665
February	3,413	3,918
March	3,821	4,003
April	4,029	
May	4,029	
June	4,029	

QUALITY

	Quantity	Base Number	Contract	AT	Region	England
% of FP17s for the same patient ID Re-attending within 3 months - Children	38	833	4.6%	10.7%	11.5%	11.8%
% of FP17s for the same patient ID Re-attending within 3 months - Adults	133	1,659	8.0%	14.1%	15.2%	15.7%
% of FP17s for the same patient ID Re-attending between 3 & 9 months - Children	513	833	61.6%	60.1%	60.2%	58.9%
% of FP17s for the same patient ID Re-attending between 3 & 9 months - Adults	867	1,659	52.3%	49.2%	51.8%	50.8%
% of FP17s for Band 1 Urgent Courses	71	2,401	3.0%	9.2%	8.1%	9.1%
% of FP17s Relating to Free Repair or Replacements	10	2,401	0.4%	0.7%	0.8%	0.8%
% of FP17s Relating to Continuations	27	2,401	1.1%	1.0%	0.9%	0.9%
% of Patients satisfied with the dentistry they have received	0	0	N/A	92.5%	92.7%	92.5%
% of Patients satisfied with the time they had to wait for an appointment	0	0	N/A	85.3%	87.4%	87.0%

* This is based on patients treated on this contract for their most recent course of treatment. Figures in italics indicate the base number of FP17s or Patient Questionnaire responses are less than 100. N/A is shown where the base number of responses is less than 10 during the period. % is calculated as Quantity/Base number*100

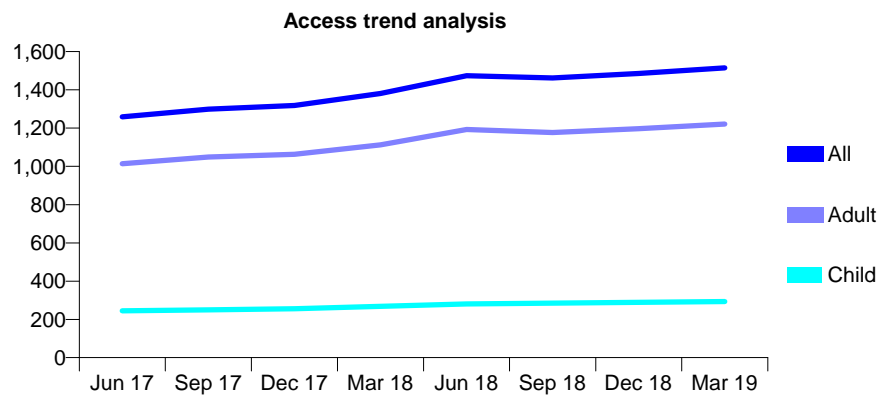
Q56 - Vital Signs At a Glance Contract Report for 100128/0000 - March 2019

Name or company name	Rookwood Dental Practice
Contract type name	GDS Contract
Purpose of contract	General
Contract start date	06/04/2016
Contract end date	

18/19 Contracted general activity (UDA)	4,439
Carry forward general activity (UDA)	-50
18/19 Contracted orthodontic activity (UOA)	0
Carry forward orthodontic activity (UOA)	0
Baseline contract value	£116,059.44

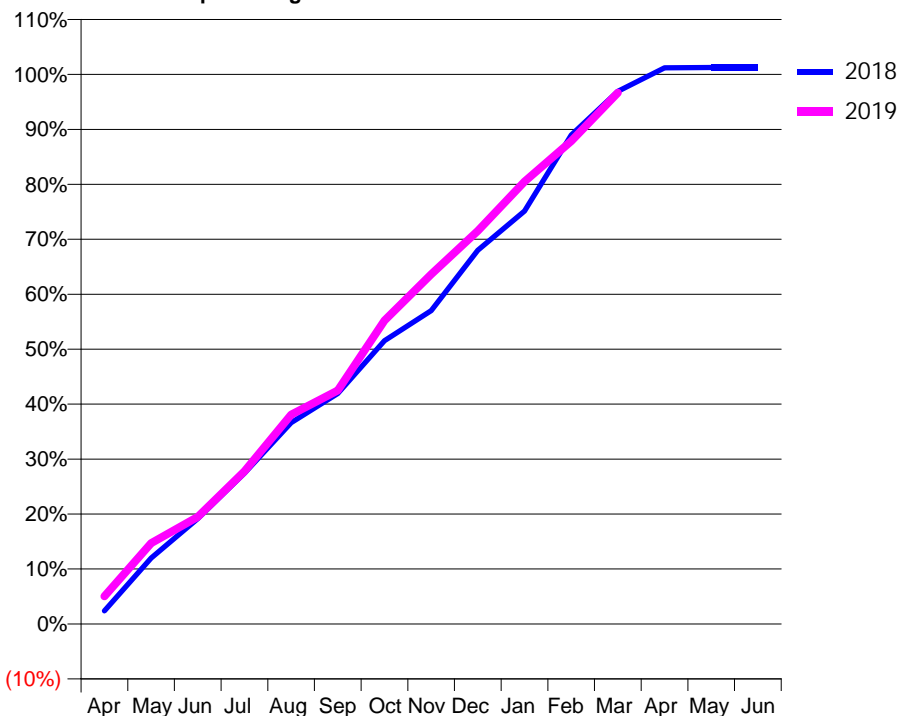
ACCESS*

Patients seen in 24 months	Total	Change since previous quarter
Quarter ending March 2018	1,381	
Quarter ending June 2018	1,474	↑
Quarter ending September 2018	1,462	→
Quarter ending December 2018	1,486	→
Quarter ending March 2019	1,515	→
Variance since March 2018	9.7%	↑



ACTIVITY

Cumulative percentage of contracted UDA delivered 2018 & 2019



Month	Adjusted Scheduled Activity (UDA)	
	2018	2019
April	94	224
May	473	652
June	755	864
July	1,081	1,233
August	1,443	1,690
September	1,652	1,885
October	2,031	2,451
November	2,246	2,824
December	2,678	3,175
January	2,960	3,573
February	3,504	3,900
March	3,817	4,290
April	3,986	
May	3,989	
June	3,989	

QUALITY

	Quantity	Base Number	Contract	AT	Region	England
% of FP17s for the same patient ID Re-attending within 3 months - Children	17	446	3.8%	10.7%	11.5%	11.8%
% of FP17s for the same patient ID Re-attending within 3 months - Adults	200	1,839	10.9%	14.1%	15.2%	15.7%
% of FP17s for the same patient ID Re-attending between 3 & 9 months - Children	280	446	62.8%	60.1%	60.2%	58.9%
% of FP17s for the same patient ID Re-attending between 3 & 9 months - Adults	1,015	1,839	55.2%	49.2%	51.8%	50.8%
% of FP17s for Band 1 Urgent Courses	121	2,211	5.5%	9.2%	8.1%	9.1%
% of FP17s Relating to Free Repair or Replacements	10	2,211	0.5%	0.7%	0.8%	0.8%
% of FP17s Relating to Continuations	10	2,211	0.5%	1.0%	0.9%	0.9%
% of Patients satisfied with the dentistry they have received	8	9	N/A	92.5%	92.7%	92.5%
% of Patients satisfied with the time they had to wait for an appointment	8	9	N/A	85.3%	87.4%	87.0%

* This is based on patients treated on this contract for their most recent course of treatment.

Figures in italics indicate the base number of FP17s or Patient Questionnaire responses are less than 100. N/A is shown where the base number of responses is less than 10 during the period. % is calculated as Quantity/Base number*100

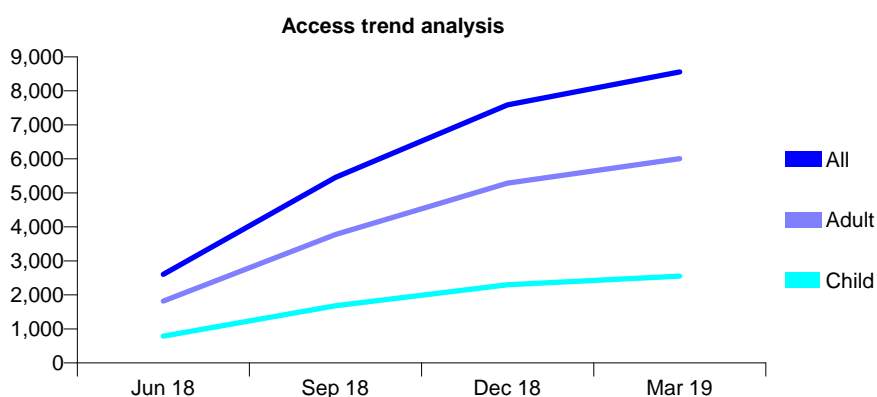
Q56 - Vital Signs At a Glance Contract Report for 100647/0000 - March 2019

Name or company name	Mr K Makwana & Mr P Patel
Contract type name	GDS Contract
Purpose of contract	General
Contract start date	01/04/2018
Contract end date	

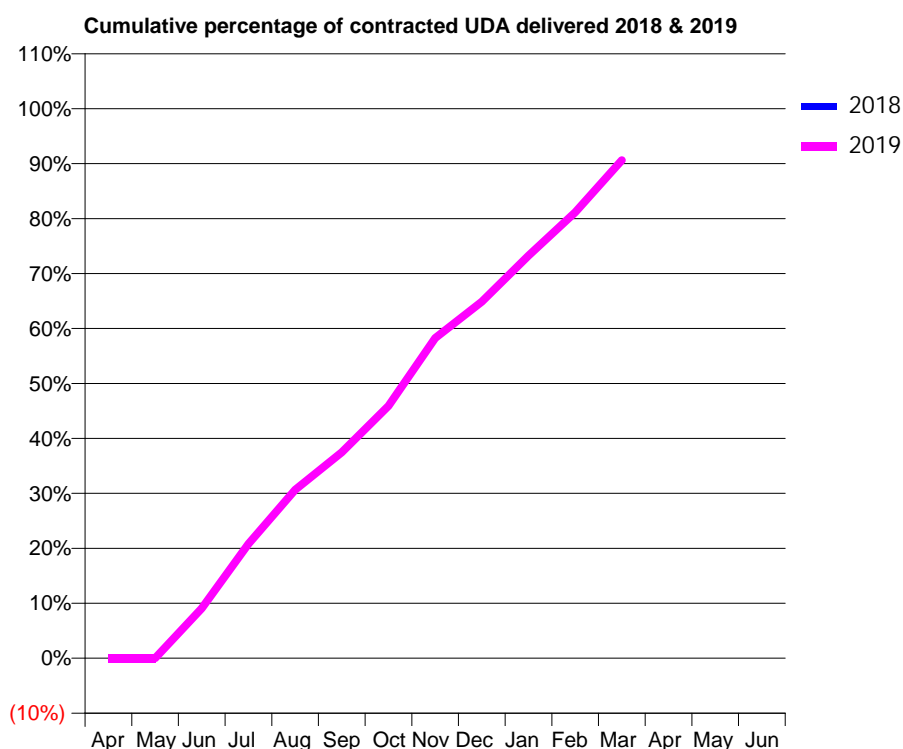
18/19 Contracted general activity (UDA)	25,000
Carry forward general activity (UDA)	0
18/19 Contracted orthodontic activity (UOA)	0
Carry forward orthodontic activity (UOA)	0
Baseline contract value	£686,594.20

ACCESS*

Patients seen in 24 months	Total	Change since previous quarter
Quarter ending March 2018	0	
Quarter ending June 2018	2,607	↑
Quarter ending September 2018	5,457	↑
Quarter ending December 2018	7,590	↑
Quarter ending March 2019	8,558	↑
Variance since March 2018	N/A	



ACTIVITY



Month	Adjusted Scheduled Activity (UDA)	
	2018	2019
April	0	0
May	0	0
June	0	2,270
July	0	5,200
August	0	7,667
September	0	9,370
October	0	11,475
November	0	14,566
December	0	16,222
January	0	18,314
February	0	20,291
March	0	22,648
April	0	
May	0	
June	0	

QUALITY

	Quantity	Base Number	Contract	AT	Region	England
% of FP17s for the same patient ID Re-attending within 3 months - Children	180	4,061	4.4%	10.7%	11.5%	11.8%
% of FP17s for the same patient ID Re-attending within 3 months - Adults	896	9,740	9.2%	14.1%	15.2%	15.7%
% of FP17s for the same patient ID Re-attending between 3 & 9 months - Children	1,153	4,061	28.4%	60.1%	60.2%	58.9%
% of FP17s for the same patient ID Re-attending between 3 & 9 months - Adults	2,588	9,740	26.6%	49.2%	51.8%	50.8%
% of FP17s for Band 1 Urgent Courses	925	13,801	6.7%	9.2%	8.1%	9.1%
% of FP17s Relating to Free Repair or Replacements	61	13,801	0.4%	0.7%	0.8%	0.8%
% of FP17s Relating to Continuations	53	13,801	0.4%	1.0%	0.9%	0.9%
% of Patients satisfied with the dentistry they have received	6	6	N/A	92.5%	92.7%	92.5%
% of Patients satisfied with the time they had to wait for an appointment	3	6	N/A	85.3%	87.4%	87.0%

* This is based on patients treated on this contract for their most recent course of treatment.

Figures in italics indicate the base number of FP17s or Patient Questionnaire responses are less than 100. N/A is shown where the base number of responses is less than 10 during the period. % is calculated as Quantity/Base number*100

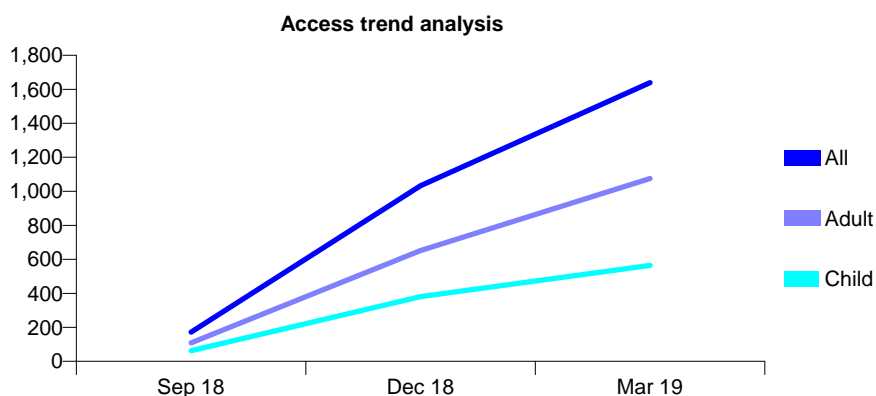
Q56 - Vital Signs At a Glance Contract Report for 100724/0000 - March 2019

Name or company name	Haverhill Dental Practice and Cosmetic Cer
Contract type name	GDS Contract
Purpose of contract	General
Contract start date	08/06/2018
Contract end date	

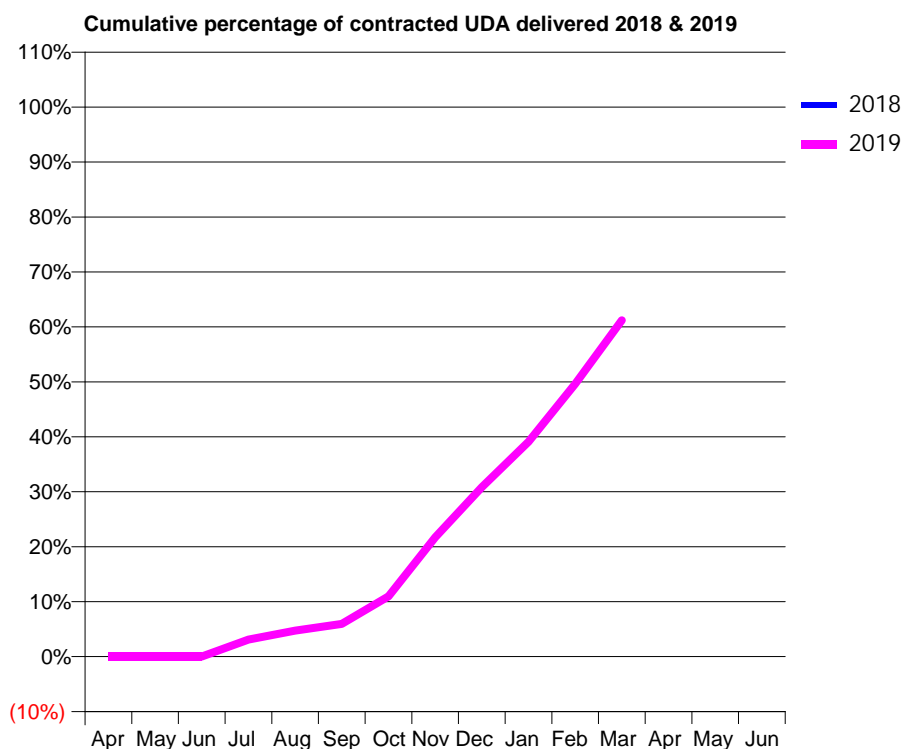
18/19 Contracted general activity (UDA)	7,373
Carry forward general activity (UDA)	0
18/19 Contracted orthodontic activity (UOA)	0
Carry forward orthodontic activity (UOA)	0
Baseline contract value	£529,577.10

ACCESS*

Patients seen in 24 months	Total	Change since previous quarter
Quarter ending March 2018	0	
Quarter ending June 2018	0	
Quarter ending September 2018	171	↑
Quarter ending December 2018	1,033	↑
Quarter ending March 2019	1,639	↑
Variance since March 2018	N/A	



ACTIVITY



Month	Adjusted Scheduled Activity (UDA)	
	2018	2019
April	0	0
May	0	0
June	0	0
July	0	229
August	0	349
September	0	440
October	0	810
November	0	1,601
December	0	2,273
January	0	2,884
February	0	3,660
March	0	4,511
April	0	
May	0	
June	0	

QUALITY

	Quantity	Base Number	Contract	AT	Region	England
% of FP17s for the same patient ID Re-attending within 3 months - Children	35	648	5.4%	10.7%	11.5%	11.8%
% of FP17s for the same patient ID Re-attending within 3 months - Adults	200	1,351	14.8%	14.1%	15.2%	15.7%
% of FP17s for the same patient ID Re-attending between 3 & 9 months - Children	49	648	7.6%	60.1%	60.2%	58.9%
% of FP17s for the same patient ID Re-attending between 3 & 9 months - Adults	97	1,351	7.2%	49.2%	51.8%	50.8%
% of FP17s for Band 1 Urgent Courses	223	1,999	11.2%	9.2%	8.1%	9.1%
% of FP17s Relating to Free Repair or Replacements	13	1,999	0.7%	0.7%	0.8%	0.8%
% of FP17s Relating to Continuations	48	1,999	2.4%	1.0%	0.9%	0.9%
% of Patients satisfied with the dentistry they have received	2	2	N/A	92.5%	92.7%	92.5%
% of Patients satisfied with the time they had to wait for an appointment	1	2	N/A	85.3%	87.4%	87.0%

* This is based on patients treated on this contract for their most recent course of treatment. Figures in italics indicate the base number of FP17s or Patient Questionnaire responses are less than 100. N/A is shown where the base number of responses is less than 10 during the period. % is calculated as Quantity/Base number*100

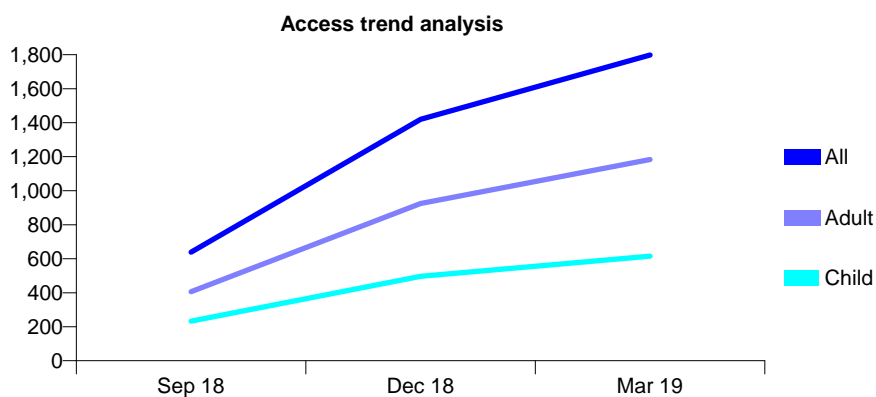
Q56 - Vital Signs At a Glance Contract Report for 100725/0000 - March 2019

Name or company name	Rightwell East Peterborough Dental Practic
Contract type name	GDS Contract
Purpose of contract	General
Contract start date	01/07/2018
Contract end date	

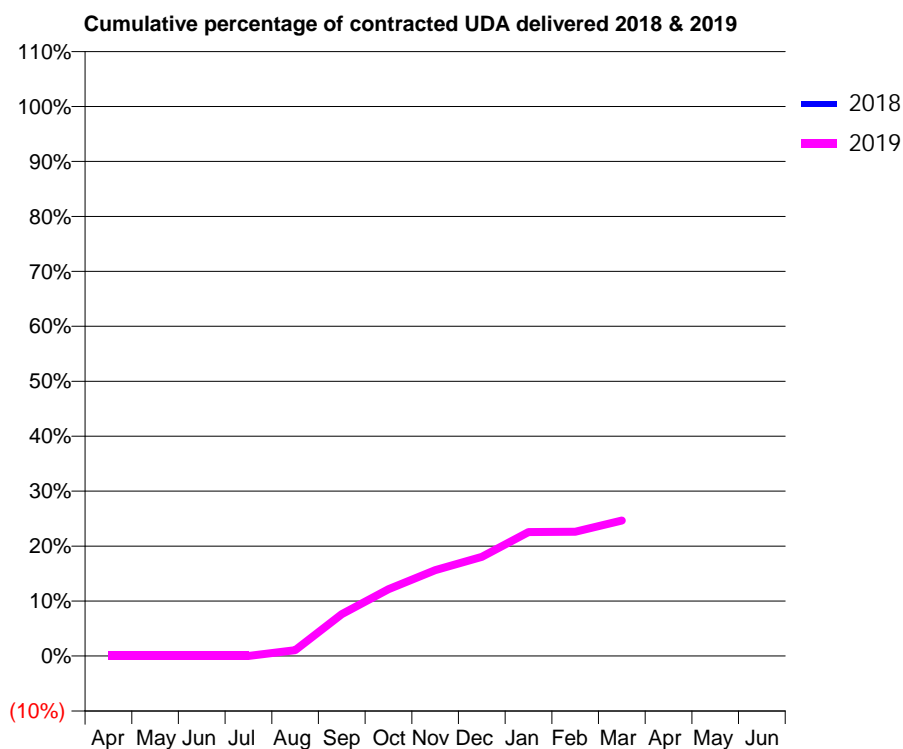
18/19 Contracted general activity (UDA)	15,750
Carry forward general activity (UDA)	0
18/19 Contracted orthodontic activity (UOA)	0
Carry forward orthodontic activity (UOA)	0
Baseline contract value	£401,141.14

ACCESS*

Patients seen in 24 months	Total	Change since previous quarter
Quarter ending March 2018	0	
Quarter ending June 2018	0	
Quarter ending September 2018	639	↑
Quarter ending December 2018	1,420	↑
Quarter ending March 2019	1,798	↑
Variance since March 2018	N/A	



ACTIVITY



Month	Adjusted Scheduled Activity (UDA)	
	2018	2019
April	0	0
May	0	0
June	0	0
July	0	0
August	0	165
September	0	1,203
October	0	1,917
November	0	2,465
December	0	2,840
January	0	3,551
February	0	3,559
March	0	3,885
April	0	
May	0	
June	0	

QUALITY

	Quantity	Base Number	Contract	AT	Region	England
% of FP17s for the same patient ID Re-attending within 3 months - Children	34	705	4.8%	10.7%	11.5%	11.8%
% of FP17s for the same patient ID Re-attending within 3 months - Adults	164	1,482	11.1%	14.1%	15.2%	15.7%
% of FP17s for the same patient ID Re-attending between 3 & 9 months - Children	36	705	5.1%	60.1%	60.2%	58.9%
% of FP17s for the same patient ID Re-attending between 3 & 9 months - Adults	61	1,482	4.1%	49.2%	51.8%	50.8%
% of FP17s for Band 1 Urgent Courses	288	2,187	13.2%	9.2%	8.1%	9.1%
% of FP17s Relating to Free Repair or Replacements	15	2,187	0.7%	0.7%	0.8%	0.8%
% of FP17s Relating to Continuations	23	2,187	1.1%	1.0%	0.9%	0.9%
% of Patients satisfied with the dentistry they have received	0	0	N/A	92.5%	92.7%	92.5%
% of Patients satisfied with the time they had to wait for an appointment	0	0	N/A	85.3%	87.4%	87.0%

* This is based on patients treated on this contract for their most recent course of treatment. Figures in italics indicate the base number of FP17s or Patient Questionnaire responses are less than 100. N/A is shown where the base number of responses is less than 10 during the period. % is calculated as Quantity/Base number*100

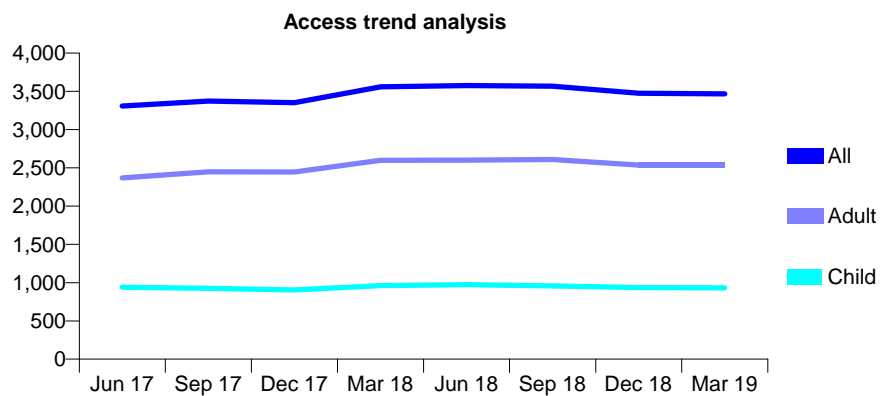
Q56 - Vital Signs At a Glance Contract Report for 101281/0029 - March 2019

Name or company name	OASIS DENTAL CARE LTD
Contract type name	GDS Contract
Purpose of contract	General
Contract start date	01/04/2006
Contract end date	

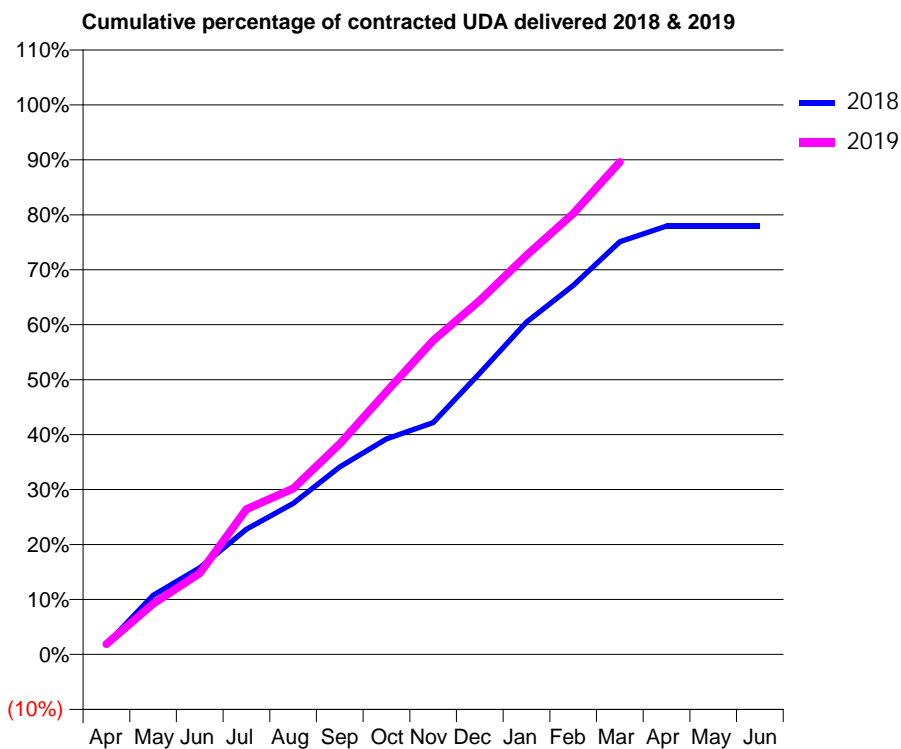
18/19 Contracted general activity (UDA)	7,953
Carry forward general activity (UDA)	0
18/19 Contracted orthodontic activity (UOA)	0
Carry forward orthodontic activity (UOA)	0
Baseline contract value	£198,384.31

ACCESS*

Patients seen in 24 months	Total	Change since previous quarter
Quarter ending March 2018	3,559	
Quarter ending June 2018	3,575	→
Quarter ending September 2018	3,567	→
Quarter ending December 2018	3,474	↓
Quarter ending March 2019	3,467	→
Variance since March 2018	(2.6%)	↓



ACTIVITY



Month	Adjusted Scheduled Activity (UDA)	
	2018	2019
April	148	150
May	856	733
June	1,253	1,177
July	1,814	2,102
August	2,186	2,401
September	2,715	3,046
October	3,119	3,801
November	3,355	4,541
December	4,071	5,121
January	4,808	5,775
February	5,339	6,380
March	5,971	7,126
April	6,198	
May	6,199	
June	6,199	

QUALITY

	Quantity	Base Number	Contract	AT	Region	England
% of FP17s for the same patient ID Re-attending within 3 months - Children	83	1,216	6.8%	10.7%	11.5%	11.8%
% of FP17s for the same patient ID Re-attending within 3 months - Adults	355	2,714	13.1%	14.1%	15.2%	15.7%
% of FP17s for the same patient ID Re-attending between 3 & 9 months - Children	630	1,216	51.8%	60.1%	60.2%	58.9%
% of FP17s for the same patient ID Re-attending between 3 & 9 months - Adults	1,098	2,714	40.5%	49.2%	51.8%	50.8%
% of FP17s for Band 1 Urgent Courses	316	3,766	8.4%	9.2%	8.1%	9.1%
% of FP17s Relating to Free Repair or Replacements	26	3,766	0.7%	0.7%	0.8%	0.8%
% of FP17s Relating to Continuations	46	3,766	1.2%	1.0%	0.9%	0.9%
% of Patients satisfied with the dentistry they have received	0	0	N/A	92.5%	92.7%	92.5%
% of Patients satisfied with the time they had to wait for an appointment	0	0	N/A	85.3%	87.4%	87.0%

* This is based on patients treated on this contract for their most recent course of treatment. Figures in italics indicate the base number of FP17s or Patient Questionnaire responses are less than 100. N/A is shown where the base number of responses is less than 10 during the period. % is calculated as Quantity/Base number*100

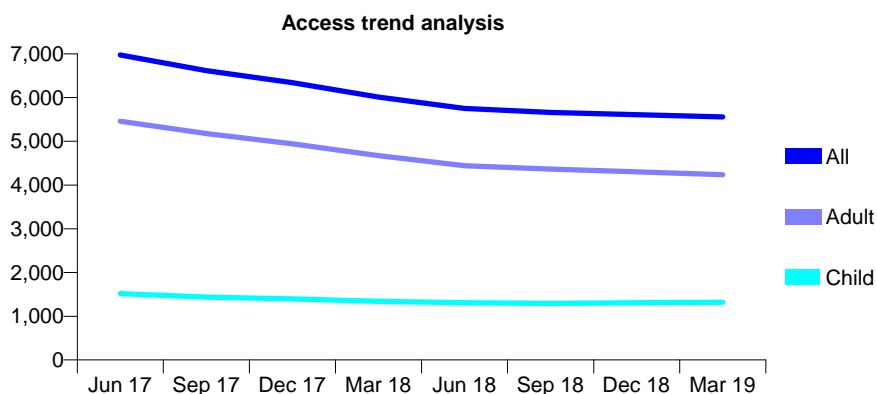
Q56 - Vital Signs At a Glance Contract Report for 101281/0058 - March 2019

Name or company name	OASIS DENTAL CARE LTD
Contract type name	GDS Contract
Purpose of contract	General and Orthodontic
Contract start date	01/04/2006
Contract end date	

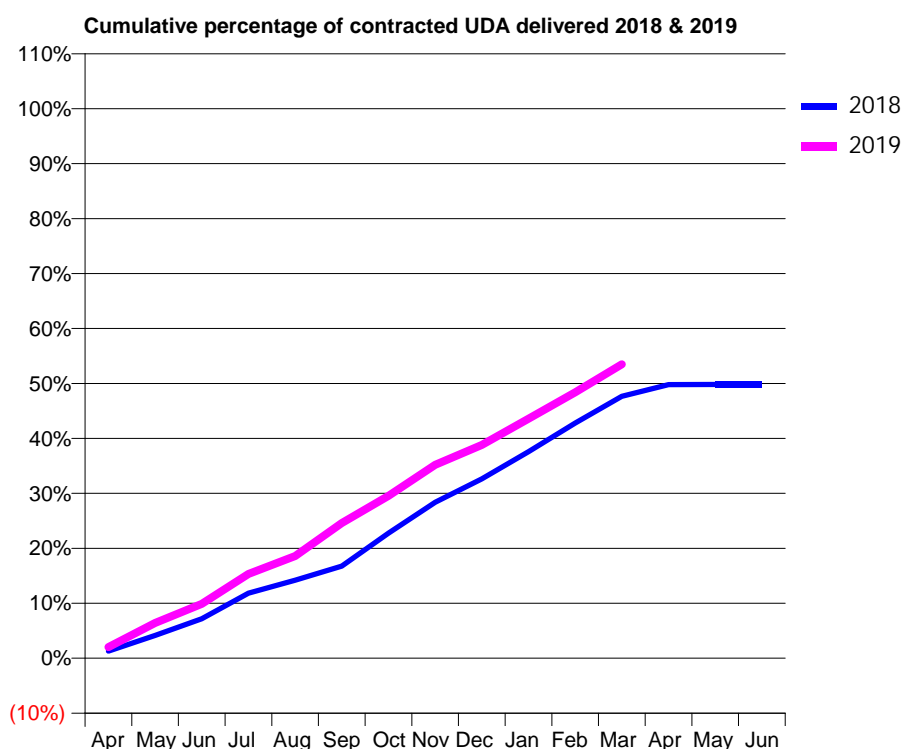
18/19 Contracted general activity (UDA)	23,334
Carry forward general activity (UDA)	-8
18/19 Contracted orthodontic activity (UOA)	383
Carry forward orthodontic activity (UOA)	0
Baseline contract value	£577,932.51

ACCESS*

Patients seen in 24 months	Total	Change since previous quarter
Quarter ending March 2018	6,013	
Quarter ending June 2018	5,750	↓
Quarter ending September 2018	5,659	↓
Quarter ending December 2018	5,610	→
Quarter ending March 2019	5,558	→
Variance since March 2018	(7.6%)	↓



ACTIVITY



Month	2018	2019
April	302	470
May	970	1,499
June	1,680	2,305
July	2,765	3,581
August	3,317	4,339
September	3,910	5,739
October	5,313	6,893
November	6,620	8,211
December	7,614	9,056
January	8,768	10,166
February	9,985	11,289
March	11,125	12,480
April	11,619	
May	11,621	
June	11,621	

QUALITY

	Quantity	Base Number	Contract	AT	Region	England
% of FP17s for the same patient ID Re-attending within 3 months - Children	123	1,910	6.4%	10.7%	11.5%	11.8%
% of FP17s for the same patient ID Re-attending within 3 months - Adults	813	5,893	13.8%	14.1%	15.2%	15.7%
% of FP17s for the same patient ID Re-attending between 3 & 9 months - Children	1,022	1,910	53.5%	60.1%	60.2%	58.9%
% of FP17s for the same patient ID Re-attending between 3 & 9 months - Adults	3,131	5,893	53.1%	49.2%	51.8%	50.8%
% of FP17s for Band 1 Urgent Courses	765	7,525	10.2%	9.2%	8.1%	9.1%
% of FP17s Relating to Free Repair or Replacements	78	7,525	1.0%	0.7%	0.8%	0.8%
% of FP17s Relating to Continuations	108	7,525	1.4%	1.0%	0.9%	0.9%
% of Patients satisfied with the dentistry they have received	1	1	N/A	92.5%	92.7%	92.5%
% of Patients satisfied with the time they had to wait for an appointment	1	1	N/A	85.3%	87.4%	87.0%

* This is based on patients treated on this contract for their most recent course of treatment.

Figures in italics indicate the base number of FP17s or Patient Questionnaire responses are less than 100. N/A is shown where the base number of responses is less than 10 during the period. % is calculated as Quantity/Base number*100

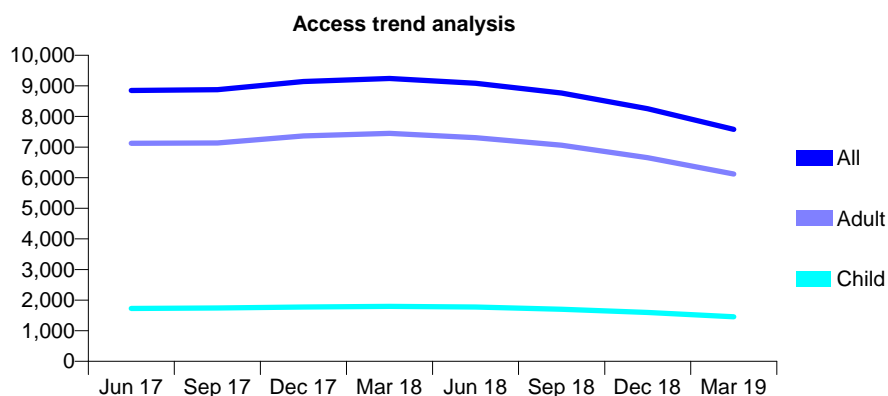
Q56 - Vital Signs At a Glance Contract Report for 101281/0195 - March 2019

Name or company name	OASIS DENTAL CARE LTD
Contract type name	GDS Contract
Purpose of contract	General
Contract start date	13/02/2009
Contract end date	

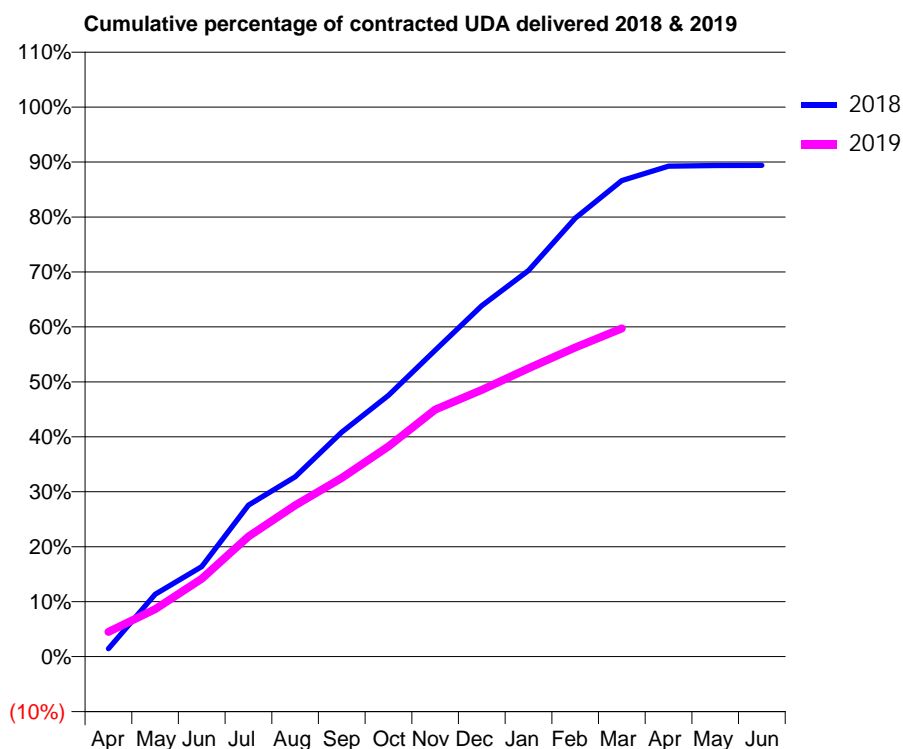
18/19 Contracted general activity (UDA)	28,270
Carry forward general activity (UDA)	0
18/19 Contracted orthodontic activity (UOA)	0
Carry forward orthodontic activity (UOA)	0
Baseline contract value	£663,153.72

ACCESS*

Patients seen in 24 months	Total	Change since previous quarter
Quarter ending March 2018	9,246	
Quarter ending June 2018	9,083	↓
Quarter ending September 2018	8,763	↓
Quarter ending December 2018	8,253	↓
Quarter ending March 2019	7,578	↓
Variance since March 2018	(18.0%)	↓



ACTIVITY



Month	Adjusted Scheduled Activity (UDA)	
	2018	2019
April	409	1,273
May	3,208	2,446
June	4,633	4,009
July	7,786	6,180
August	9,252	7,782
September	11,546	9,196
October	13,442	10,818
November	15,760	12,707
December	18,051	13,726
January	19,864	14,826
February	22,554	15,900
March	24,488	16,877
April	25,232	
May	25,263	
June	25,269	

QUALITY

	Quantity	Base Number	Contract	AT	Region	England
% of FP17s for the same patient ID Re-attending within 3 months - Children	99	1,723	5.7%	10.7%	11.5%	11.8%
% of FP17s for the same patient ID Re-attending within 3 months - Adults	993	7,541	13.2%	14.1%	15.2%	15.7%
% of FP17s for the same patient ID Re-attending between 3 & 9 months - Children	1,109	1,723	64.4%	60.1%	60.2%	58.9%
% of FP17s for the same patient ID Re-attending between 3 & 9 months - Adults	4,995	7,541	66.2%	49.2%	51.8%	50.8%
% of FP17s for Band 1 Urgent Courses	830	8,947	9.3%	9.2%	8.1%	9.1%
% of FP17s Relating to Free Repair or Replacements	151	8,947	1.7%	0.7%	0.8%	0.8%
% of FP17s Relating to Continuations	127	8,947	1.4%	1.0%	0.9%	0.9%
% of Patients satisfied with the dentistry they have received	3	3	N/A	92.5%	92.7%	92.5%
% of Patients satisfied with the time they had to wait for an appointment	1	3	N/A	85.3%	87.4%	87.0%

* This is based on patients treated on this contract for their most recent course of treatment. Figures in italics indicate the base number of FP17s or Patient Questionnaire responses are less than 100. N/A is shown where the base number of responses is less than 10 during the period. % is calculated as Quantity/Base number*100

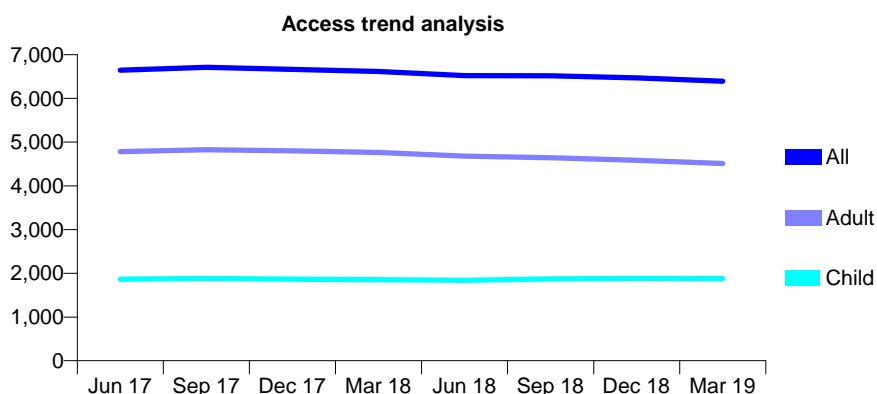
Q56 - Vital Signs At a Glance Contract Report for 101281/0198 - March 2019

Name or company name	OASIS DENTAL CARE LTD
Contract type name	PDS Contract
Purpose of contract	General
Contract start date	27/04/2009
Contract end date	31/03/2020

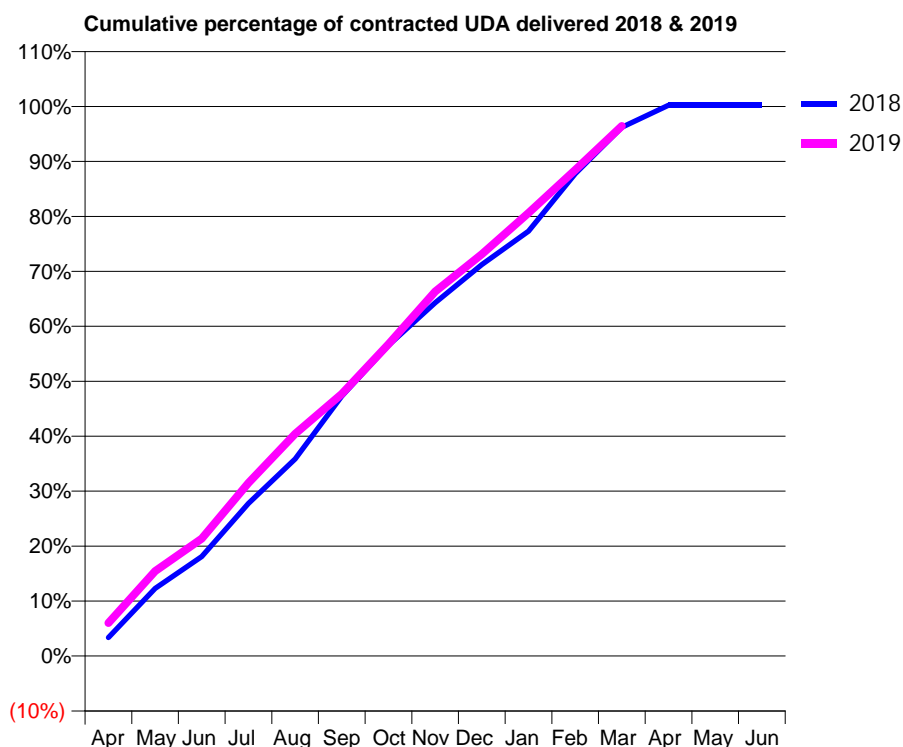
18/19 Contracted general activity (UDA)	17,904
Carry forward general activity (UDA)	-43
18/19 Contracted orthodontic activity (UOA)	0
Carry forward orthodontic activity (UOA)	0
Baseline contract value	£419,997.36

ACCESS*

Patients seen in 24 months	Total	Change since previous quarter
Quarter ending March 2018	6,616	
Quarter ending June 2018	6,520	↓
Quarter ending September 2018	6,517	→
Quarter ending December 2018	6,470	→
Quarter ending March 2019	6,391	↓
Variance since March 2018	(3.4%)	↓



ACTIVITY



Month	Adjusted Scheduled Activity (UDA)	
	2018	2019
April	602	1,076
May	2,203	2,766
June	3,241	3,824
July	4,971	5,642
August	6,420	7,241
September	8,466	8,538
October	10,120	10,160
November	11,512	11,877
December	12,751	13,087
January	13,840	14,436
February	15,714	15,837
March	17,225	17,268
April	17,940	
May	17,947	
June	17,947	

QUALITY

	Quantity	Base Number	Contract	AT	Region	England
% of FP17s for the same patient ID Re-attending within 3 months - Children	187	2,951	6.3%	10.7%	11.5%	11.8%
% of FP17s for the same patient ID Re-attending within 3 months - Adults	1,131	7,195	15.7%	14.1%	15.2%	15.7%
% of FP17s for the same patient ID Re-attending between 3 & 9 months - Children	1,883	2,951	63.8%	60.1%	60.2%	58.9%
% of FP17s for the same patient ID Re-attending between 3 & 9 months - Adults	3,894	7,195	54.1%	49.2%	51.8%	50.8%
% of FP17s for Band 1 Urgent Courses	635	9,815	6.5%	9.2%	8.1%	9.1%
% of FP17s Relating to Free Repair or Replacements	187	9,815	1.9%	0.7%	0.8%	0.8%
% of FP17s Relating to Continuations	224	9,815	2.3%	1.0%	0.9%	0.9%
% of Patients satisfied with the dentistry they have received	0	0	N/A	92.5%	92.7%	92.5%
% of Patients satisfied with the time they had to wait for an appointment	0	0	N/A	85.3%	87.4%	87.0%

* This is based on patients treated on this contract for their most recent course of treatment. Figures in italics indicate the base number of FP17s or Patient Questionnaire responses are less than 100. N/A is shown where the base number of responses is less than 10 during the period. % is calculated as Quantity/Base number*100

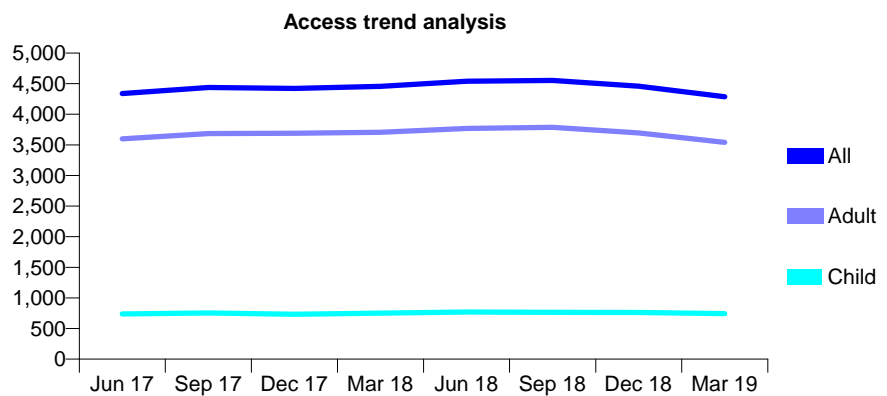
Q56 - Vital Signs At a Glance Contract Report for 101338/0092 - March 2019

Name or company name	Whitecross Dental Care Limited
Contract type name	GDS Contract
Purpose of contract	General
Contract start date	28/07/2009
Contract end date	

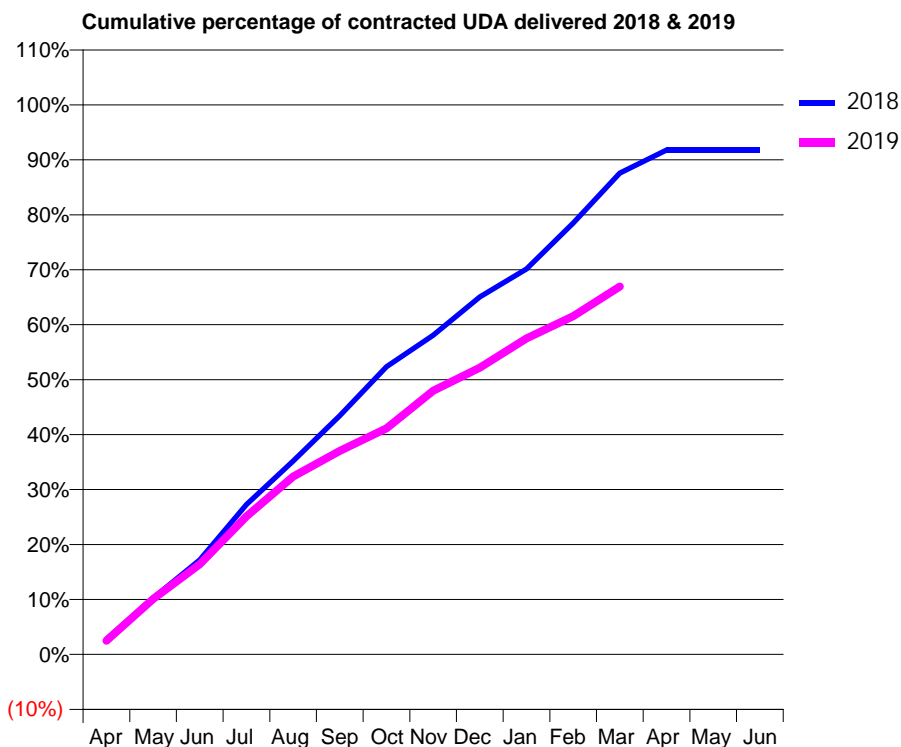
18/19 Contracted general activity (UDA)	13,186
Carry forward general activity (UDA)	0
18/19 Contracted orthodontic activity (UOA)	0
Carry forward orthodontic activity (UOA)	0
Baseline contract value	£341,769.12

ACCESS*

Patients seen in 24 months	Total	Change since previous quarter
Quarter ending March 2018	4,457	
Quarter ending June 2018	4,540	→
Quarter ending September 2018	4,553	→
Quarter ending December 2018	4,459	↓
Quarter ending March 2019	4,286	↓
Variance since March 2018	(3.8%)	↓



ACTIVITY



Month	2018	2019
April	365	329
May	1,354	1,330
June	2,268	2,165
July	3,594	3,314
August	4,643	4,268
September	5,726	4,883
October	6,904	5,426
November	7,657	6,328
December	8,578	6,882
January	9,250	7,581
February	10,351	8,117
March	11,548	8,826
April	12,103	
May	12,103	
June	12,100	

QUALITY

	Quantity	Base Number	Contract	AT	Region	England
% of FP17s for the same patient ID Re-attending within 3 months - Children	24	723	3.3%	10.7%	11.5%	11.8%
% of FP17s for the same patient ID Re-attending within 3 months - Adults	404	3,496	11.6%	14.1%	15.2%	15.7%
% of FP17s for the same patient ID Re-attending between 3 & 9 months - Children	257	723	35.5%	60.1%	60.2%	58.9%
% of FP17s for the same patient ID Re-attending between 3 & 9 months - Adults	1,222	3,496	35.0%	49.2%	51.8%	50.8%
% of FP17s for Band 1 Urgent Courses	335	4,029	8.3%	9.2%	8.1%	9.1%
% of FP17s Relating to Free Repair or Replacements	8	4,029	0.2%	0.7%	0.8%	0.8%
% of FP17s Relating to Continuations	44	4,029	1.1%	1.0%	0.9%	0.9%
% of Patients satisfied with the dentistry they have received	0	1	N/A	92.5%	92.7%	92.5%
% of Patients satisfied with the time they had to wait for an appointment	1	1	N/A	85.3%	87.4%	87.0%

* This is based on patients treated on this contract for their most recent course of treatment. Figures in italics indicate the base number of FP17s or Patient Questionnaire responses are less than 100. N/A is shown where the base number of responses is less than 10 during the period. % is calculated as Quantity/Base number*100

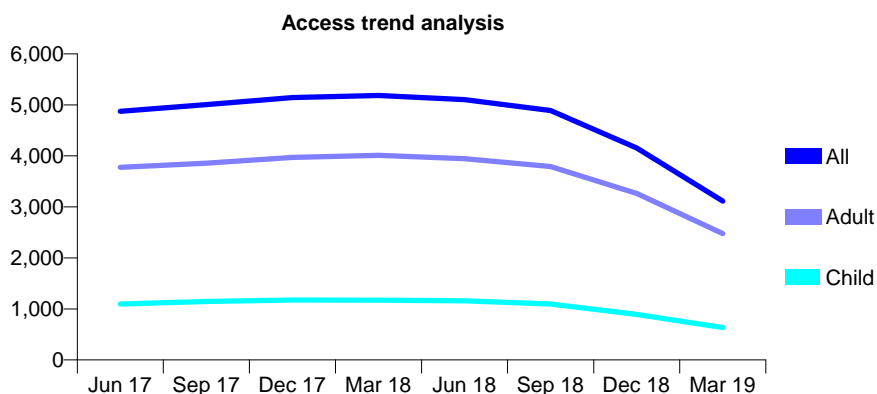
Q56 - Vital Signs At a Glance Contract Report for 101338/0101 - March 2019

Name or company name	Whitecross Dental Care Limited
Contract type name	GDS Contract
Purpose of contract	General
Contract start date	01/10/2009
Contract end date	30/11/2018

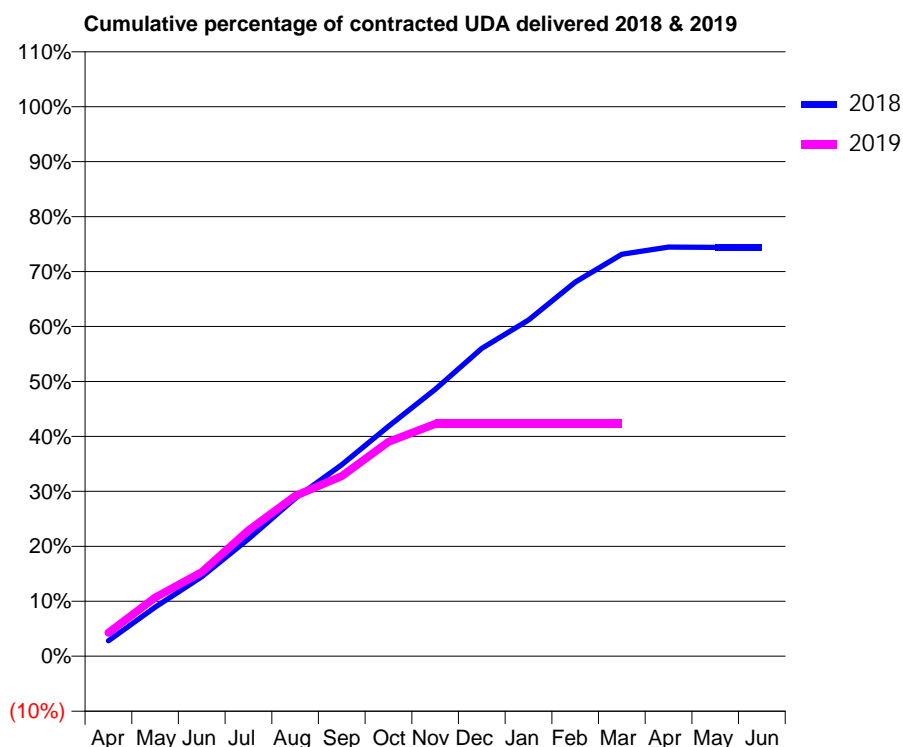
18/19 Contracted general activity (UDA)	9,333
Carry forward general activity (UDA)	0
18/19 Contracted orthodontic activity (UOA)	0
Carry forward orthodontic activity (UOA)	0
Baseline contract value	£236,310.17

ACCESS*

Patients seen in 24 months	Total	Change since previous quarter
Quarter ending March 2018	5,184	
Quarter ending June 2018	5,103	↓
Quarter ending September 2018	4,890	↓
Quarter ending December 2018	4,155	↓
Quarter ending March 2019	3,114	↓
Variance since March 2018	(39.9%)	↓



ACTIVITY



Month	2018	2019
April	393	400
May	1,249	996
June	2,023	1,428
July	2,987	2,138
August	4,020	2,721
September	4,877	3,058
October	5,858	3,641
November	6,801	3,947
December	7,844	3,947
January	8,563	3,947
February	9,533	3,947
March	10,242	3,947
April	10,420	
May	10,415	
June	10,415	

QUALITY

	Quantity	Base Number	Contract	AT	Region	England
% of FP17s for the same patient ID Re-attending within 3 months - Children	12	480	2.5%	10.7%	11.5%	11.8%
% of FP17s for the same patient ID Re-attending within 3 months - Adults	133	1,779	7.5%	14.1%	15.2%	15.7%
% of FP17s for the same patient ID Re-attending between 3 & 9 months - Children	224	480	46.7%	60.1%	60.2%	58.9%
% of FP17s for the same patient ID Re-attending between 3 & 9 months - Adults	724	1,779	40.7%	49.2%	51.8%	50.8%
% of FP17s for Band 1 Urgent Courses	193	2,164	8.9%	9.2%	8.1%	9.1%
% of FP17s Relating to Free Repair or Replacements	21	2,164	1.0%	0.7%	0.8%	0.8%
% of FP17s Relating to Continuations	18	2,164	0.8%	1.0%	0.9%	0.9%
% of Patients satisfied with the dentistry they have received	0	0	N/A	92.5%	92.7%	92.5%
% of Patients satisfied with the time they had to wait for an appointment	0	0	N/A	85.3%	87.4%	87.0%

* This is based on patients treated on this contract for their most recent course of treatment. Figures in italics indicate the base number of FP17s or Patient Questionnaire responses are less than 100. N/A is shown where the base number of responses is less than 10 during the period. % is calculated as Quantity/Base number*100

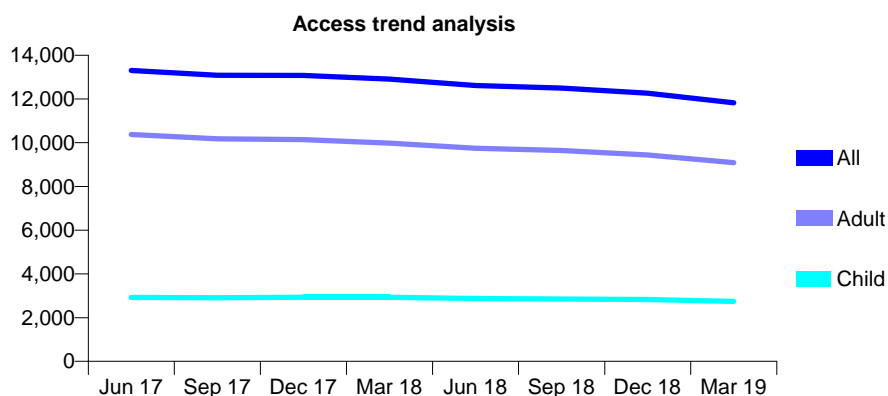
Q56 - Vital Signs At a Glance Contract Report for 101338/0125 - March 2019

Name or company name	Whitecross Dental Care Limited
Contract type name	GDS Contract
Purpose of contract	General
Contract start date	01/10/2010
Contract end date	

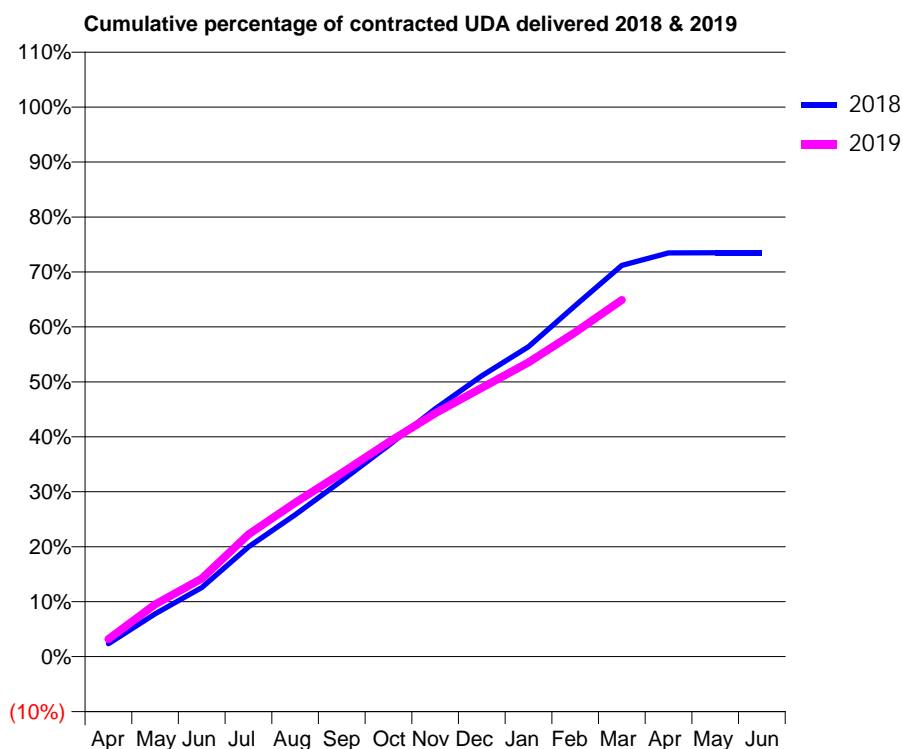
18/19 Contracted general activity (UDA)	45,000
Carry forward general activity (UDA)	0
18/19 Contracted orthodontic activity (UOA)	0
Carry forward orthodontic activity (UOA)	0
Baseline contract value	£1,206,948.52

ACCESS*

Patients seen in 24 months	Total	Change since previous quarter
Quarter ending March 2018	12,912	
Quarter ending June 2018	12,617	↓
Quarter ending September 2018	12,496	→
Quarter ending December 2018	12,265	↓
Quarter ending March 2019	11,828	↓
Variance since March 2018	(8.4%)	↓



ACTIVITY



Month	Adjusted Scheduled Activity (UDA)	
	2018	2019
April	1,056	1,435
May	3,516	4,286
June	5,658	6,393
July	8,979	10,004
August	11,610	12,608
September	14,404	15,039
October	17,293	17,551
November	20,295	19,928
December	22,995	22,014
January	25,380	24,096
February	28,749	26,554
March	32,037	29,202
April	33,061	
May	33,072	
June	33,072	

QUALITY

	Quantity	Base Number	Contract	AT	Region	England
% of FP17s for the same patient ID Re-attending within 3 months - Children	150	3,295	4.6%	10.7%	11.5%	11.8%
% of FP17s for the same patient ID Re-attending within 3 months - Adults	861	9,525	9.0%	14.1%	15.2%	15.7%
% of FP17s for the same patient ID Re-attending between 3 & 9 months - Children	1,733	3,295	52.6%	60.1%	60.2%	58.9%
% of FP17s for the same patient ID Re-attending between 3 & 9 months - Adults	4,011	9,525	42.1%	49.2%	51.8%	50.8%
% of FP17s for Band 1 Urgent Courses	756	12,446	6.1%	9.2%	8.1%	9.1%
% of FP17s Relating to Free Repair or Replacements	47	12,446	0.4%	0.7%	0.8%	0.8%
% of FP17s Relating to Continuations	128	12,446	1.0%	1.0%	0.9%	0.9%
% of Patients satisfied with the dentistry they have received	3	5	N/A	92.5%	92.7%	92.5%
% of Patients satisfied with the time they had to wait for an appointment	4	5	N/A	85.3%	87.4%	87.0%

* This is based on patients treated on this contract for their most recent course of treatment. Figures in italics indicate the base number of FP17s or Patient Questionnaire responses are less than 100. N/A is shown where the base number of responses is less than 10 during the period. % is calculated as Quantity/Base number*100

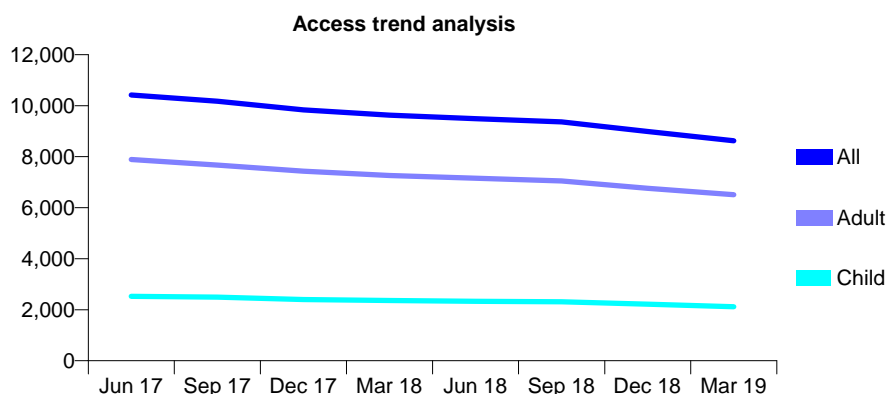
Q56 - Vital Signs At a Glance Contract Report for 101338/0126 - March 2019

Name or company name	Whitecross Dental Care Limited
Contract type name	GDS Contract
Purpose of contract	General
Contract start date	01/10/2010
Contract end date	

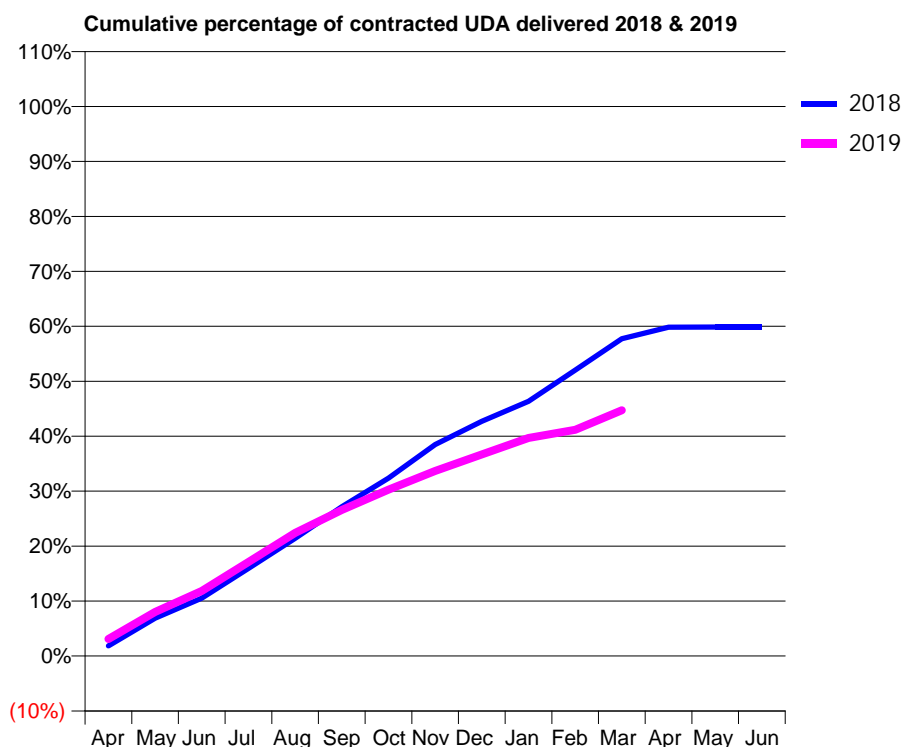
18/19 Contracted general activity (UDA)	41,356
Carry forward general activity (UDA)	0
18/19 Contracted orthodontic activity (UOA)	0
Carry forward orthodontic activity (UOA)	0
Baseline contract value	£1,109,003.35

ACCESS*

Patients seen in 24 months	Total	Change since previous quarter
Quarter ending March 2018	9,628	
Quarter ending June 2018	9,488	↓
Quarter ending September 2018	9,363	↓
Quarter ending December 2018	8,984	↓
Quarter ending March 2019	8,625	↓
Variance since March 2018	(10.4%)	↓



ACTIVITY



Month	Adjusted Scheduled Activity (UDA)	
	2018	2019
April	768	1,276
May	2,843	3,318
June	4,348	4,888
July	6,602	7,080
August	8,857	9,272
September	11,239	10,995
October	13,385	12,518
November	15,918	13,937
December	17,658	15,167
January	19,161	16,413
February	21,519	17,026
March	23,885	18,494
April	24,746	
May	24,750	
June	24,750	

QUALITY

	Quantity	Base Number	Contract	AT	Region	England
% of FP17s for the same patient ID Re-attending within 3 months - Children	121	2,374	5.1%	10.7%	11.5%	11.8%
% of FP17s for the same patient ID Re-attending within 3 months - Adults	780	7,371	10.6%	14.1%	15.2%	15.7%
% of FP17s for the same patient ID Re-attending between 3 & 9 months - Children	1,230	2,374	51.8%	60.1%	60.2%	58.9%
% of FP17s for the same patient ID Re-attending between 3 & 9 months - Adults	3,617	7,371	49.1%	49.2%	51.8%	50.8%
% of FP17s for Band 1 Urgent Courses	972	9,397	10.3%	9.2%	8.1%	9.1%
% of FP17s Relating to Free Repair or Replacements	43	9,397	0.5%	0.7%	0.8%	0.8%
% of FP17s Relating to Continuations	86	9,397	0.9%	1.0%	0.9%	0.9%
% of Patients satisfied with the dentistry they have received	5	5	N/A	92.5%	92.7%	92.5%
% of Patients satisfied with the time they had to wait for an appointment	5	5	N/A	85.3%	87.4%	87.0%

* This is based on patients treated on this contract for their most recent course of treatment. Figures in italics indicate the base number of FP17s or Patient Questionnaire responses are less than 100. N/A is shown where the base number of responses is less than 10 during the period. % is calculated as Quantity/Base number*100

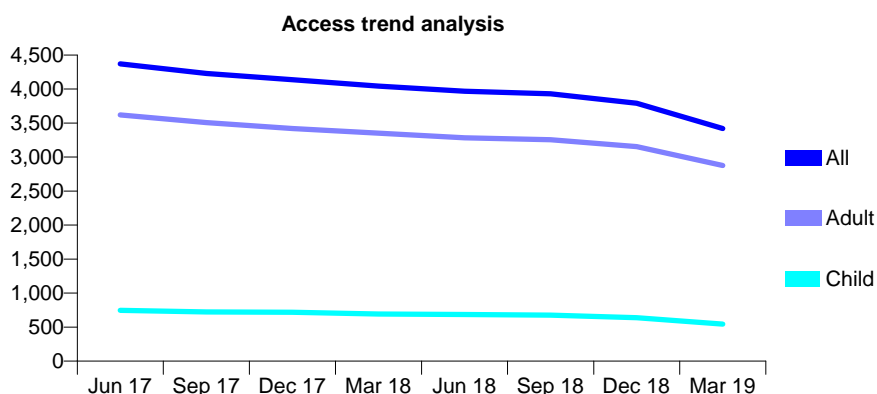
Q56 - Vital Signs At a Glance Contract Report for 101338/0127 - March 2019

Name or company name	Whitecross Dental Care Limited
Contract type name	GDS Contract
Purpose of contract	General
Contract start date	01/10/2010
Contract end date	30/11/2018

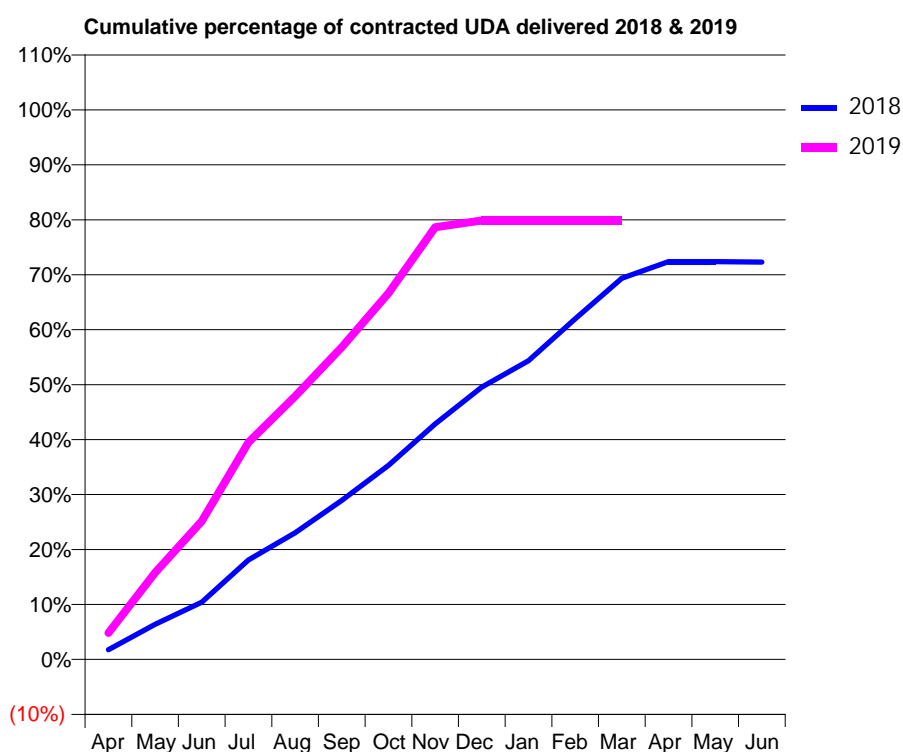
18/19 Contracted general activity (UDA)	10,000
Carry forward general activity (UDA)	0
18/19 Contracted orthodontic activity (UOA)	0
Carry forward orthodontic activity (UOA)	0
Baseline contract value	£268,575.18

ACCESS*

Patients seen in 24 months	Total	Change since previous quarter
Quarter ending March 2018	4,044	
Quarter ending June 2018	3,968	↓
Quarter ending September 2018	3,931	→
Quarter ending December 2018	3,792	↓
Quarter ending March 2019	3,420	↓
Variance since March 2018	(15.4%)	↓



ACTIVITY



Month	Adjusted Scheduled Activity (UDA)	
	2018	2019
April	262	482
May	958	1,580
June	1,564	2,515
July	2,713	3,951
August	3,460	4,789
September	4,342	5,681
October	5,299	6,665
November	6,428	7,864
December	7,429	7,988
January	8,153	7,988
February	9,298	7,988
March	10,403	7,988
April	10,855	
May	10,856	
June	10,846	

QUALITY

	Quantity	Base Number	Contract	AT	Region	England
% of FP17s for the same patient ID Re-attending within 3 months - Children	59	696	8.5%	10.7%	11.5%	11.8%
% of FP17s for the same patient ID Re-attending within 3 months - Adults	495	3,393	14.6%	14.1%	15.2%	15.7%
% of FP17s for the same patient ID Re-attending between 3 & 9 months - Children	444	696	63.8%	60.1%	60.2%	58.9%
% of FP17s for the same patient ID Re-attending between 3 & 9 months - Adults	1,975	3,393	58.2%	49.2%	51.8%	50.8%
% of FP17s for Band 1 Urgent Courses	143	3,882	3.7%	9.2%	8.1%	9.1%
% of FP17s Relating to Free Repair or Replacements	55	3,882	1.4%	0.7%	0.8%	0.8%
% of FP17s Relating to Continuations	102	3,882	2.6%	1.0%	0.9%	0.9%
% of Patients satisfied with the dentistry they have received	1	1	N/A	92.5%	92.7%	92.5%
% of Patients satisfied with the time they had to wait for an appointment	1	1	N/A	85.3%	87.4%	87.0%

* This is based on patients treated on this contract for their most recent course of treatment. Figures in italics indicate the base number of FP17s or Patient Questionnaire responses are less than 100. N/A is shown where the base number of responses is less than 10 during the period. % is calculated as Quantity/Base number*100

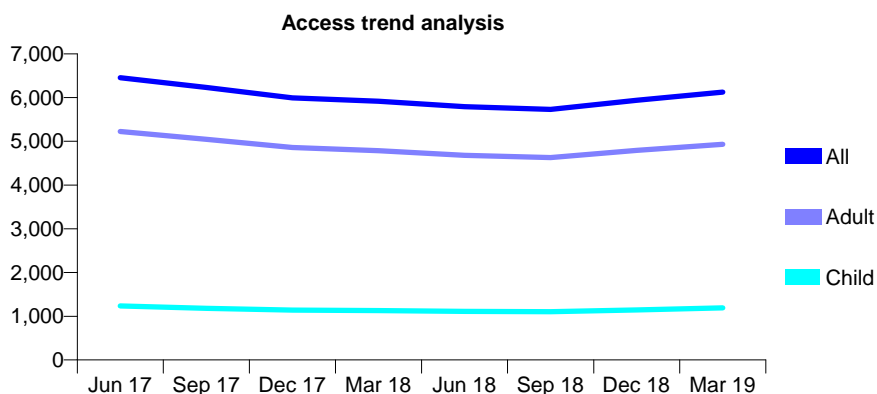
Q56 - Vital Signs At a Glance Contract Report for 101338/0128 - March 2019

Name or company name	Whitecross Dental Care Limited
Contract type name	GDS Contract
Purpose of contract	General
Contract start date	01/10/2010
Contract end date	

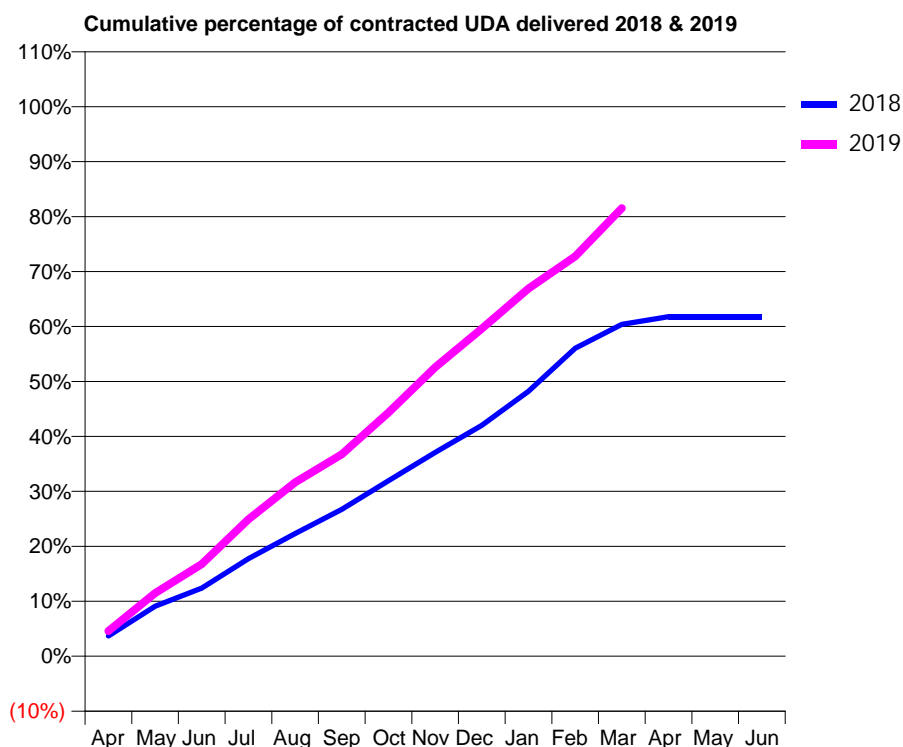
18/19 Contracted general activity (UDA)	21,000
Carry forward general activity (UDA)	0
18/19 Contracted orthodontic activity (UOA)	0
Carry forward orthodontic activity (UOA)	0
Baseline contract value	£568,340.49

ACCESS*

Patients seen in 24 months	Total	Change since previous quarter
Quarter ending March 2018	5,916	
Quarter ending June 2018	5,792	↓
Quarter ending September 2018	5,731	↓
Quarter ending December 2018	5,937	↑
Quarter ending March 2019	6,127	↑
Variance since March 2018	3.6%	↑



ACTIVITY



Month	2018	2019
April	775	963
May	1,915	2,411
June	2,602	3,519
July	3,725	5,232
August	4,687	6,650
September	5,613	7,712
October	6,704	9,312
November	7,792	11,039
December	8,823	12,516
January	10,124	14,053
February	11,768	15,281
March	12,682	17,121
April	12,977	
May	12,978	
June	12,979	

QUALITY

	Quantity	Base Number	Contract	AT	Region	England
% of FP17s for the same patient ID Re-attending within 3 months - Children	90	1,714	5.3%	10.7%	11.5%	11.8%
% of FP17s for the same patient ID Re-attending within 3 months - Adults	737	6,367	11.6%	14.1%	15.2%	15.7%
% of FP17s for the same patient ID Re-attending between 3 & 9 months - Children	901	1,714	52.6%	60.1%	60.2%	58.9%
% of FP17s for the same patient ID Re-attending between 3 & 9 months - Adults	2,328	6,367	36.6%	49.2%	51.8%	50.8%
% of FP17s for Band 1 Urgent Courses	674	7,904	8.5%	9.2%	8.1%	9.1%
% of FP17s Relating to Free Repair or Replacements	42	7,904	0.5%	0.7%	0.8%	0.8%
% of FP17s Relating to Continuations	101	7,904	1.3%	1.0%	0.9%	0.9%
% of Patients satisfied with the dentistry they have received	2	3	N/A	92.5%	92.7%	92.5%
% of Patients satisfied with the time they had to wait for an appointment	2	3	N/A	85.3%	87.4%	87.0%

* This is based on patients treated on this contract for their most recent course of treatment.

Figures in italics indicate the base number of FP17s or Patient Questionnaire responses are less than 100. N/A is shown where the base number of responses is less than 10 during the period. % is calculated as Quantity/Base number*100

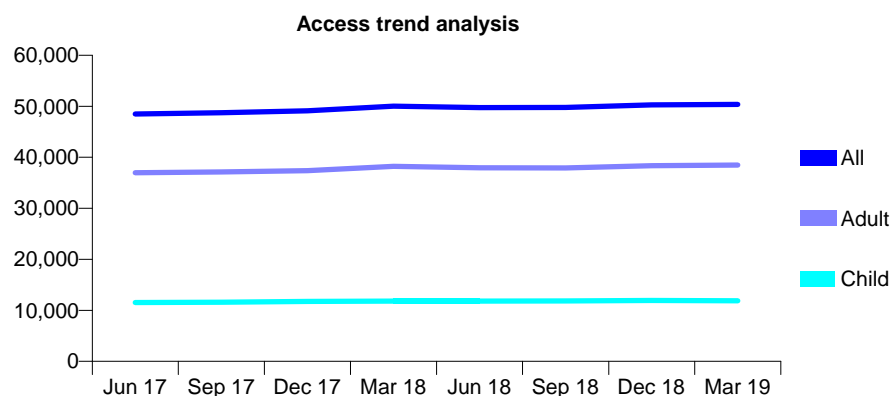
Q56 - Vital Signs At a Glance Contract Report for 101370/0004 - March 2019

Name or company name	Petrie Tucker & Partners Ltd
Contract type name	GDS Contract
Purpose of contract	General
Contract start date	01/04/2006
Contract end date	

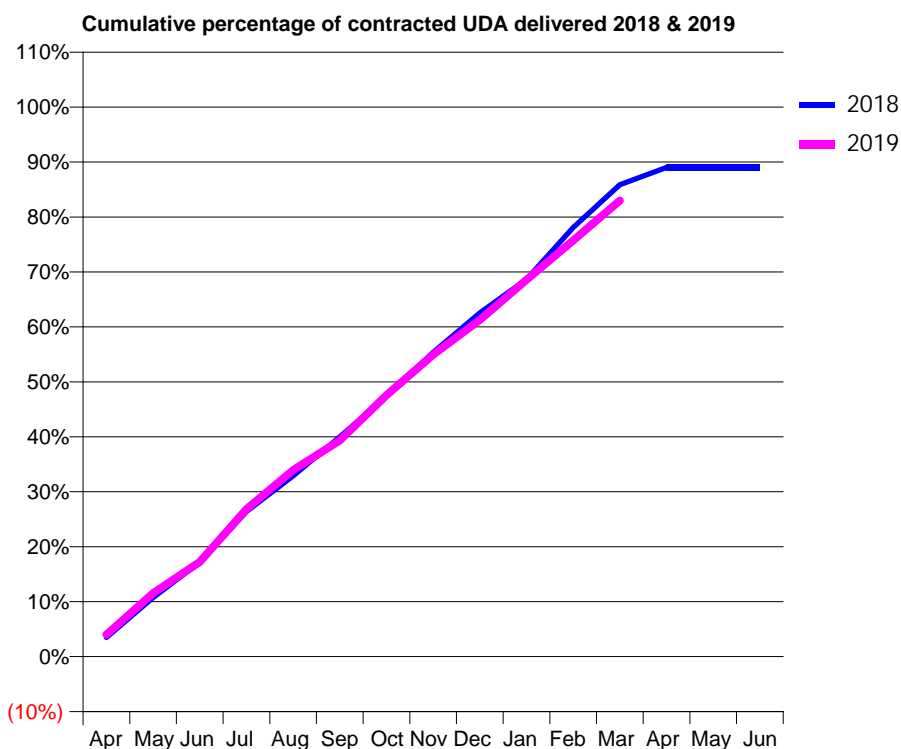
18/19 Contracted general activity (UDA)	144,576
Carry forward general activity (UDA)	0
18/19 Contracted orthodontic activity (UOA)	0
Carry forward orthodontic activity (UOA)	0
Baseline contract value	£3,805,381.10

ACCESS*

Patients seen in 24 months	Total	Change since previous quarter
Quarter ending March 2018	50,039	
Quarter ending June 2018	49,748	→
Quarter ending September 2018	49,772	→
Quarter ending December 2018	50,286	→
Quarter ending March 2019	50,355	→
Variance since March 2018	0.6%	→



ACTIVITY



Month	Adjusted Scheduled Activity (UDA)	
	2018	2019
April	5,041	5,815
May	15,543	16,702
June	24,823	24,941
July	38,197	38,777
August	47,557	49,080
September	57,797	56,862
October	68,528	68,770
November	80,094	79,446
December	90,417	88,566
January	99,272	99,142
February	112,888	109,494
March	124,158	119,987
April	128,693	
May	128,660	
June	128,658	

QUALITY

	Quantity	Base Number	Contract	AT	Region	England
% of FP17s for the same patient ID Re-attending within 3 months - Children	877	16,925	5.2%	10.7%	11.5%	11.8%
% of FP17s for the same patient ID Re-attending within 3 months - Adults	4,200	47,032	8.9%	14.1%	15.2%	15.7%
% of FP17s for the same patient ID Re-attending between 3 & 9 months - Children	10,294	16,925	60.8%	60.1%	60.2%	58.9%
% of FP17s for the same patient ID Re-attending between 3 & 9 months - Adults	22,913	47,032	48.7%	49.2%	51.8%	50.8%
% of FP17s for Band 1 Urgent Courses	2,176	61,895	3.5%	9.2%	8.1%	9.1%
% of FP17s Relating to Free Repair or Replacements	369	61,895	0.6%	0.7%	0.8%	0.8%
% of FP17s Relating to Continuations	796	61,895	1.3%	1.0%	0.9%	0.9%
% of Patients satisfied with the dentistry they have received	10	11	90.9%	92.5%	92.7%	92.5%
% of Patients satisfied with the time they had to wait for an appointment	11	11	100.0%	85.3%	87.4%	87.0%

* This is based on patients treated on this contract for their most recent course of treatment. Figures in italics indicate the base number of FP17s or Patient Questionnaire responses are less than 100. N/A is shown where the base number of responses is less than 10 during the period. % is calculated as Quantity/Base number*100

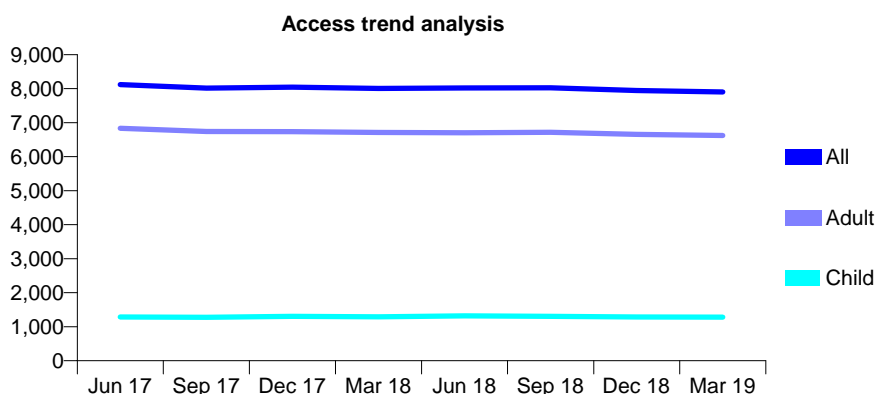
Q56 - Vital Signs At a Glance Contract Report for 101435/0009 - March 2019

Name or company name	IDH Limited
Contract type name	GDS Contract
Purpose of contract	General
Contract start date	01/04/2006
Contract end date	

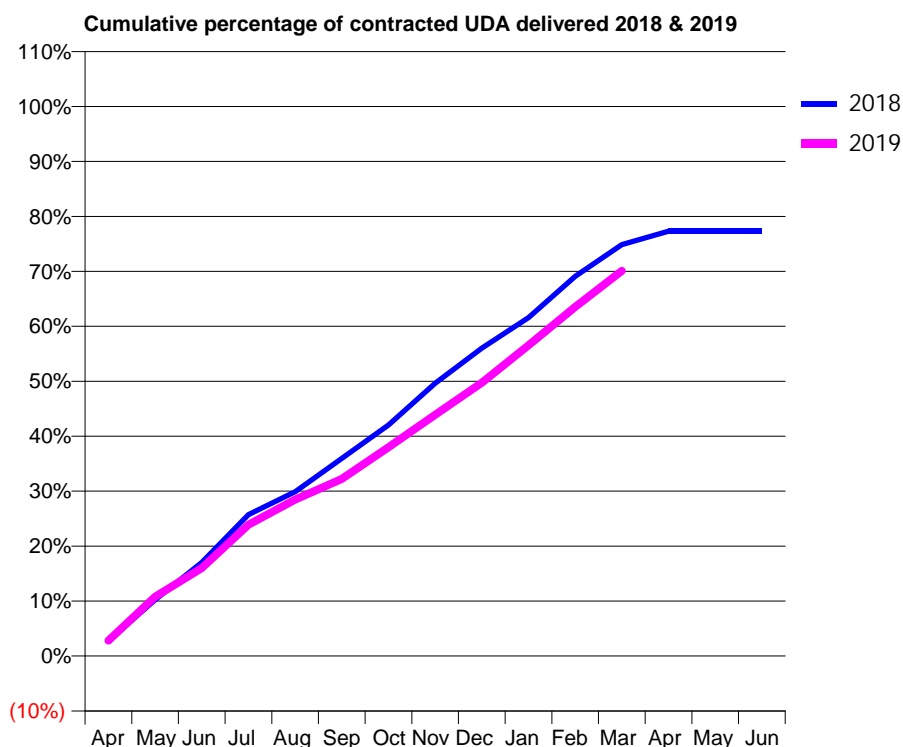
18/19 Contracted general activity (UDA)	25,917
Carry forward general activity (UDA)	0
18/19 Contracted orthodontic activity (UOA)	0
Carry forward orthodontic activity (UOA)	0
Baseline contract value	£576,862.21

ACCESS*

Patients seen in 24 months	Total	Change since previous quarter
Quarter ending March 2018	8,006	
Quarter ending June 2018	8,022	→
Quarter ending September 2018	8,024	→
Quarter ending December 2018	7,946	→
Quarter ending March 2019	7,904	→
Variance since March 2018	(1.3%)	↓



ACTIVITY



Month	Adjusted Scheduled Activity (UDA)	
	2018	2019
April	716	728
May	2,654	2,793
June	4,411	4,145
July	6,673	6,194
August	7,752	7,380
September	9,320	8,357
October	10,896	9,845
November	12,865	11,382
December	14,521	12,891
January	15,957	14,650
February	17,907	16,463
March	19,400	18,158
April	20,034	
May	20,034	
June	20,034	

QUALITY

	Quantity	Base Number	Contract	AT	Region	England
% of FP17s for the same patient ID Re-attending within 3 months - Children	89	1,582	5.6%	10.7%	11.5%	11.8%
% of FP17s for the same patient ID Re-attending within 3 months - Adults	1,155	7,967	14.5%	14.1%	15.2%	15.7%
% of FP17s for the same patient ID Re-attending between 3 & 9 months - Children	783	1,582	49.5%	60.1%	60.2%	58.9%
% of FP17s for the same patient ID Re-attending between 3 & 9 months - Adults	2,853	7,967	35.8%	49.2%	51.8%	50.8%
% of FP17s for Band 1 Urgent Courses	791	9,240	8.6%	9.2%	8.1%	9.1%
% of FP17s Relating to Free Repair or Replacements	33	9,240	0.4%	0.7%	0.8%	0.8%
% of FP17s Relating to Continuations	251	9,240	2.7%	1.0%	0.9%	0.9%
% of Patients satisfied with the dentistry they have received	1	2	N/A	92.5%	92.7%	92.5%
% of Patients satisfied with the time they had to wait for an appointment	2	2	N/A	85.3%	87.4%	87.0%

* This is based on patients treated on this contract for their most recent course of treatment. Figures in italics indicate the base number of FP17s or Patient Questionnaire responses are less than 100. N/A is shown where the base number of responses is less than 10 during the period. % is calculated as Quantity/Base number*100

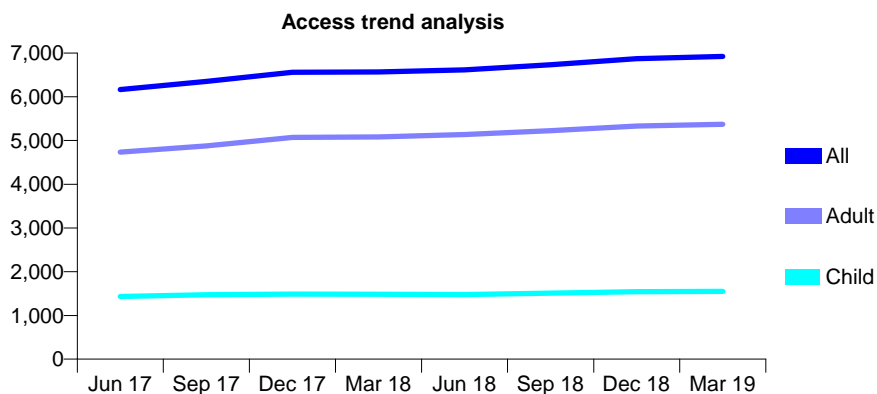
Q56 - Vital Signs At a Glance Contract Report for 101435/0010 - March 2019

Name or company name	IDH Limited
Contract type name	GDS Contract
Purpose of contract	General
Contract start date	01/04/2006
Contract end date	

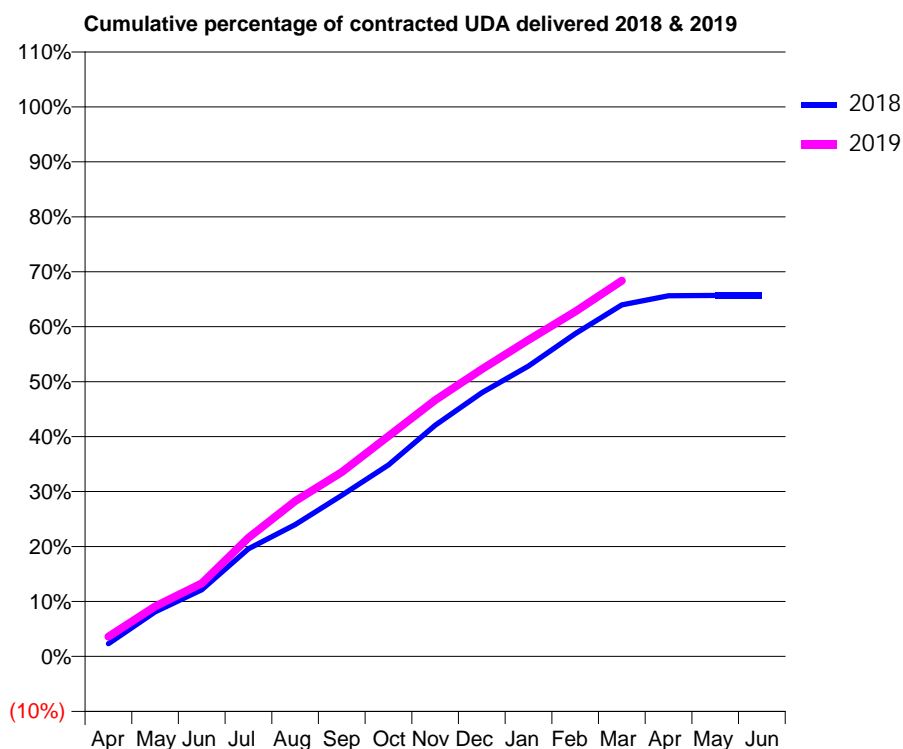
18/19 Contracted general activity (UDA)	21,213
Carry forward general activity (UDA)	0
18/19 Contracted orthodontic activity (UOA)	0
Carry forward orthodontic activity (UOA)	0
Baseline contract value	£626,362.31

ACCESS*

Patients seen in 24 months	Total	Change since previous quarter
Quarter ending March 2018	6,569	
Quarter ending June 2018	6,615	→
Quarter ending September 2018	6,733	→
Quarter ending December 2018	6,873	↑
Quarter ending March 2019	6,921	→
Variance since March 2018	5.4%	↑



ACTIVITY



Month	Adjusted Scheduled Activity (UDA)	
	2018	2019
April	490	767
May	1,721	1,935
June	2,578	2,826
July	4,158	4,577
August	5,087	5,995
September	6,216	7,112
October	7,387	8,508
November	8,922	9,894
December	10,180	11,086
January	11,212	12,221
February	12,459	13,307
March	13,571	14,502
April	13,922	
May	13,934	
June	13,931	

QUALITY

	Quantity	Base Number	Contract	AT	Region	England
% of FP17s for the same patient ID Re-attending within 3 months - Children	92	1,813	5.1%	10.7%	11.5%	11.8%
% of FP17s for the same patient ID Re-attending within 3 months - Adults	434	5,591	7.8%	14.1%	15.2%	15.7%
% of FP17s for the same patient ID Re-attending between 3 & 9 months - Children	819	1,813	45.2%	60.1%	60.2%	58.9%
% of FP17s for the same patient ID Re-attending between 3 & 9 months - Adults	2,192	5,591	39.2%	49.2%	51.8%	50.8%
% of FP17s for Band 1 Urgent Courses	333	7,236	4.6%	9.2%	8.1%	9.1%
% of FP17s Relating to Free Repair or Replacements	46	7,236	0.6%	0.7%	0.8%	0.8%
% of FP17s Relating to Continuations	57	7,236	0.8%	1.0%	0.9%	0.9%
% of Patients satisfied with the dentistry they have received	3	3	N/A	92.5%	92.7%	92.5%
% of Patients satisfied with the time they had to wait for an appointment	3	3	N/A	85.3%	87.4%	87.0%

* This is based on patients treated on this contract for their most recent course of treatment. Figures in italics indicate the base number of FP17s or Patient Questionnaire responses are less than 100. N/A is shown where the base number of responses is less than 10 during the period. % is calculated as Quantity/Base number*100

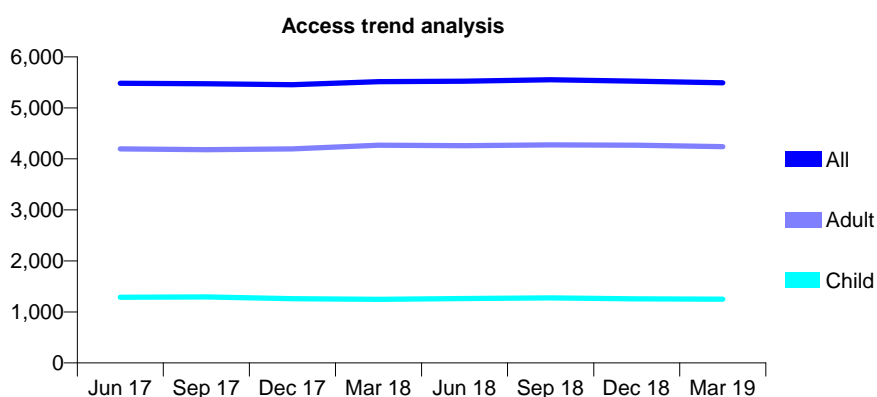
Q56 - Vital Signs At a Glance Contract Report for 101435/0011 - March 2019

Name or company name	IDH Limited
Contract type name	GDS Contract
Purpose of contract	General
Contract start date	01/04/2006
Contract end date	

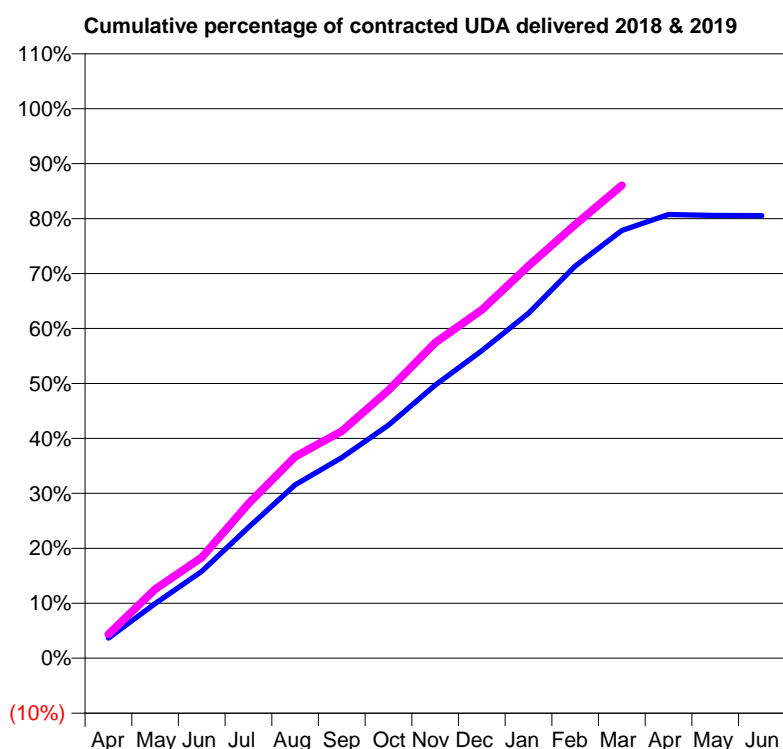
18/19 Contracted general activity (UDA)	14,000
Carry forward general activity (UDA)	0
18/19 Contracted orthodontic activity (UOA)	0
Carry forward orthodontic activity (UOA)	0
Baseline contract value	£322,541.16

ACCESS*

Patients seen in 24 months	Total	Change since previous quarter
Quarter ending March 2018	5,513	
Quarter ending June 2018	5,523	→
Quarter ending September 2018	5,551	→
Quarter ending December 2018	5,523	→
Quarter ending March 2019	5,492	→
Variance since March 2018	(0.4%)	→



ACTIVITY



Month	2018	2019
April	553	609
May	1,503	1,763
June	2,393	2,567
July	3,603	3,937
August	4,776	5,135
September	5,522	5,784
October	6,417	6,828
November	7,520	8,036
December	8,465	8,874
January	9,496	9,998
February	10,798	11,047
March	11,775	12,045
April	12,215	
May	12,191	
June	12,184	

QUALITY

	Quantity	Base Number	Contract	AT	Region	England
% of FP17s for the same patient ID Re-attending within 3 months - Children	49	1,719	2.9%	10.7%	11.5%	11.8%
% of FP17s for the same patient ID Re-attending within 3 months - Adults	296	4,868	6.1%	14.1%	15.2%	15.7%
% of FP17s for the same patient ID Re-attending between 3 & 9 months - Children	1,104	1,719	64.2%	60.1%	60.2%	58.9%
% of FP17s for the same patient ID Re-attending between 3 & 9 months - Adults	1,306	4,868	26.8%	49.2%	51.8%	50.8%
% of FP17s for Band 1 Urgent Courses	242	6,389	3.8%	9.2%	8.1%	9.1%
% of FP17s Relating to Free Repair or Replacements	10	6,389	0.2%	0.7%	0.8%	0.8%
% of FP17s Relating to Continuations	46	6,389	0.7%	1.0%	0.9%	0.9%
% of Patients satisfied with the dentistry they have received	2	2	N/A	92.5%	92.7%	92.5%
% of Patients satisfied with the time they had to wait for an appointment	1	2	N/A	85.3%	87.4%	87.0%

* This is based on patients treated on this contract for their most recent course of treatment.

Figures in italics indicate the base number of FP17s or Patient Questionnaire responses are less than 100. N/A is shown where the base number of responses is less than 10 during the period. % is calculated as Quantity/Base number*100

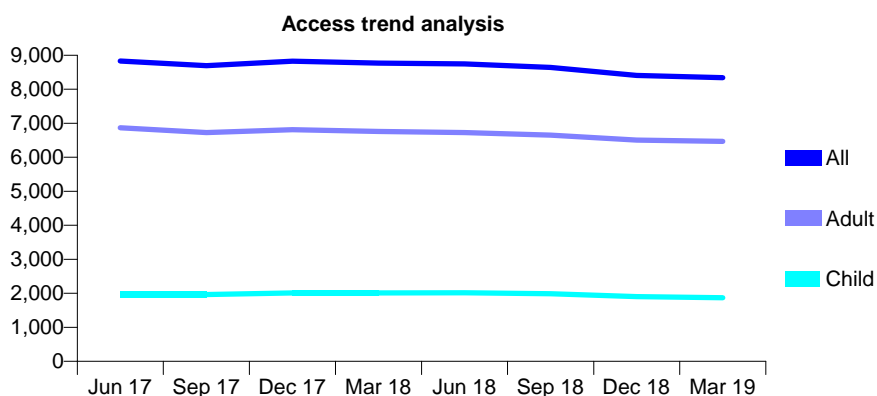
Q56 - Vital Signs At a Glance Contract Report for 101435/0017 - March 2019

Name or company name	IDH Limited
Contract type name	GDS Contract
Purpose of contract	General
Contract start date	01/04/2006
Contract end date	

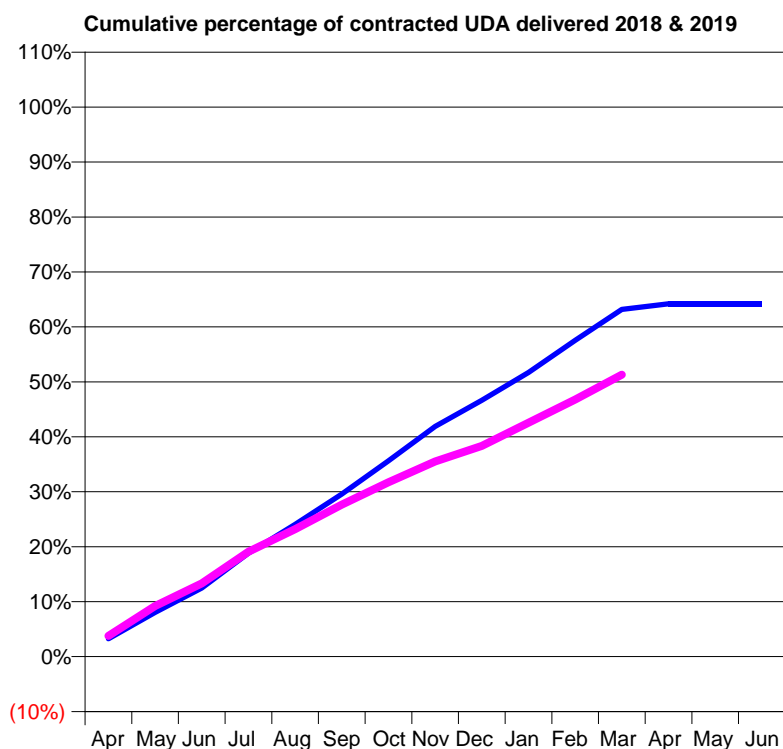
18/19 Contracted general activity (UDA)	34,178
Carry forward general activity (UDA)	0
18/19 Contracted orthodontic activity (UOA)	0
Carry forward orthodontic activity (UOA)	0
Baseline contract value	£769,898.26

ACCESS*

Patients seen in 24 months	Total	Change since previous quarter
Quarter ending March 2018	8,770	
Quarter ending June 2018	8,746	→
Quarter ending September 2018	8,641	↓
Quarter ending December 2018	8,407	↓
Quarter ending March 2019	8,338	→
Variance since March 2018	(4.9%)	↓



ACTIVITY



Month	Adjusted Scheduled Activity (UDA)	
	2018	2019
April	1,109	1,290
May	2,751	3,155
June	4,264	4,561
July	6,436	6,527
August	8,229	7,937
September	10,108	9,453
October	12,180	10,842
November	14,320	12,138
December	15,940	13,096
January	17,667	14,549
February	19,671	15,988
March	21,597	17,536
April	21,944	
May	21,944	
June	21,944	

QUALITY

	Quantity	Base Number	Contract	AT	Region	England
% of FP17s for the same patient ID Re-attending within 3 months - Children	102	2,126	4.8%	10.7%	11.5%	11.8%
% of FP17s for the same patient ID Re-attending within 3 months - Adults	743	7,206	10.3%	14.1%	15.2%	15.7%
% of FP17s for the same patient ID Re-attending between 3 & 9 months - Children	1,047	2,126	49.2%	60.1%	60.2%	58.9%
% of FP17s for the same patient ID Re-attending between 3 & 9 months - Adults	3,221	7,206	44.7%	49.2%	51.8%	50.8%
% of FP17s for Band 1 Urgent Courses	332	9,144	3.6%	9.2%	8.1%	9.1%
% of FP17s Relating to Free Repair or Replacements	51	9,144	0.6%	0.7%	0.8%	0.8%
% of FP17s Relating to Continuations	181	9,144	2.0%	1.0%	0.9%	0.9%
% of Patients satisfied with the dentistry they have received	6	6	N/A	92.5%	92.7%	92.5%
% of Patients satisfied with the time they had to wait for an appointment	5	6	N/A	85.3%	87.4%	87.0%

* This is based on patients treated on this contract for their most recent course of treatment. Figures in italics indicate the base number of FP17s or Patient Questionnaire responses are less than 100. N/A is shown where the base number of responses is less than 10 during the period. % is calculated as Quantity/Base number*100

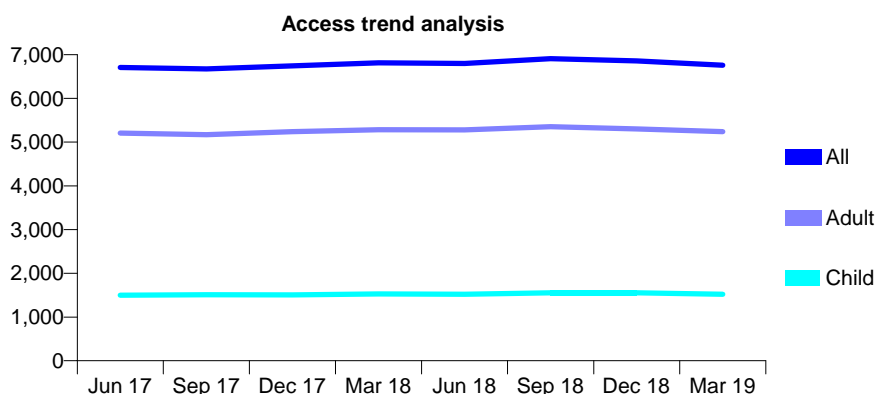
Q56 - Vital Signs At a Glance Contract Report for 101435/0067 - March 2019

Name or company name	IDH Limited
Contract type name	GDS Contract
Purpose of contract	General
Contract start date	19/07/2007
Contract end date	

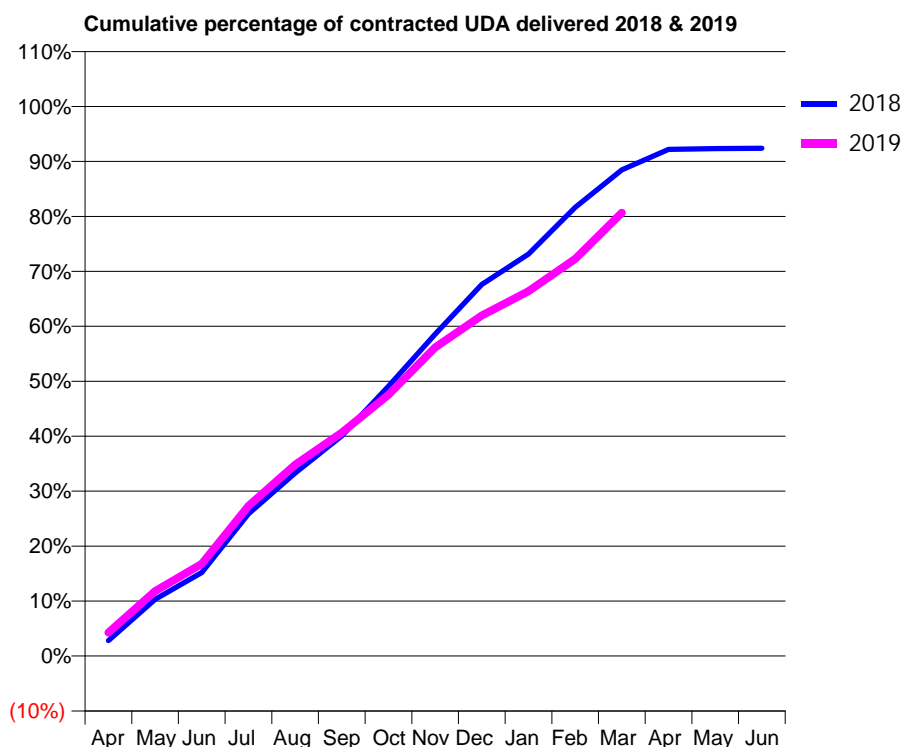
18/19 Contracted general activity (UDA)	23,462
Carry forward general activity (UDA)	0
18/19 Contracted orthodontic activity (UOA)	0
Carry forward orthodontic activity (UOA)	0
Baseline contract value	£713,883.18

ACCESS*

Patients seen in 24 months	Total	Change since previous quarter
Quarter ending March 2018	6,811	
Quarter ending June 2018	6,801	→
Quarter ending September 2018	6,908	→
Quarter ending December 2018	6,858	→
Quarter ending March 2019	6,759	↓
Variance since March 2018	(0.8%)	→



ACTIVITY



Month	Adjusted Scheduled Activity (UDA)	
	2018	2019
April	661	1,003
May	2,421	2,768
June	3,567	3,932
July	6,070	6,408
August	7,812	8,169
September	9,399	9,533
October	11,513	11,155
November	13,742	13,180
December	15,861	14,541
January	17,157	15,577
February	19,154	16,959
March	20,756	18,920
April	21,629	
May	21,662	
June	21,680	

QUALITY

	Quantity	Base Number	Contract	AT	Region	England
% of FP17s for the same patient ID Re-attending within 3 months - Children	162	2,042	7.9%	10.7%	11.5%	11.8%
% of FP17s for the same patient ID Re-attending within 3 months - Adults	1,099	6,364	17.3%	14.1%	15.2%	15.7%
% of FP17s for the same patient ID Re-attending between 3 & 9 months - Children	1,125	2,042	55.1%	60.1%	60.2%	58.9%
% of FP17s for the same patient ID Re-attending between 3 & 9 months - Adults	2,435	6,364	38.3%	49.2%	51.8%	50.8%
% of FP17s for Band 1 Urgent Courses	1,165	8,044	14.5%	9.2%	8.1%	9.1%
% of FP17s Relating to Free Repair or Replacements	31	8,044	0.4%	0.7%	0.8%	0.8%
% of FP17s Relating to Continuations	175	8,044	2.2%	1.0%	0.9%	0.9%
% of Patients satisfied with the dentistry they have received	3	3	N/A	92.5%	92.7%	92.5%
% of Patients satisfied with the time they had to wait for an appointment	3	3	N/A	85.3%	87.4%	87.0%

* This is based on patients treated on this contract for their most recent course of treatment. Figures in italics indicate the base number of FP17s or Patient Questionnaire responses are less than 100. N/A is shown where the base number of responses is less than 10 during the period. % is calculated as Quantity/Base number*100

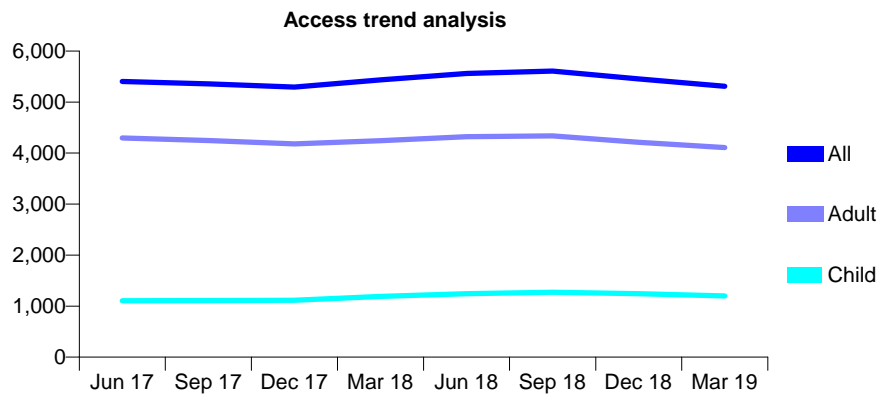
Q56 - Vital Signs At a Glance Contract Report for 101435/0099 - March 2019

Name or company name	IDH Limited
Contract type name	GDS Contract
Purpose of contract	General
Contract start date	01/06/2008
Contract end date	

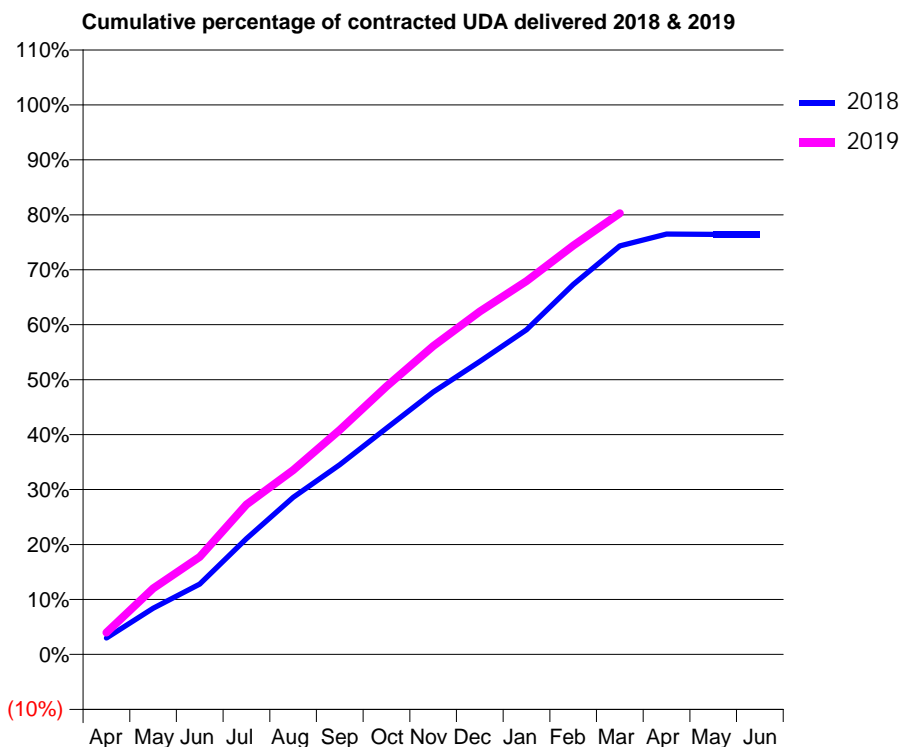
18/19 Contracted general activity (UDA)	15,500
Carry forward general activity (UDA)	0
18/19 Contracted orthodontic activity (UOA)	0
Carry forward orthodontic activity (UOA)	0
Baseline contract value	£420,556.39

ACCESS*

Patients seen in 24 months	Total	Change since previous quarter
Quarter ending March 2018	5,435	
Quarter ending June 2018	5,561	↑
Quarter ending September 2018	5,607	→
Quarter ending December 2018	5,454	↓
Quarter ending March 2019	5,308	↓
Variance since March 2018	(2.3%)	↓



ACTIVITY



Month	2018	2019
April	556	616
May	1,563	1,864
June	2,381	2,751
July	3,919	4,229
August	5,315	5,201
September	6,421	6,331
October	7,656	7,558
November	8,881	8,698
December	9,915	9,671
January	10,988	10,530
February	12,525	11,530
March	13,826	12,444
April	14,226	
May	14,215	
June	14,215	

QUALITY

	Quantity	Base Number	Contract	AT	Region	England
% of FP17s for the same patient ID Re-attending within 3 months - Children	64	1,535	4.2%	10.7%	11.5%	11.8%
% of FP17s for the same patient ID Re-attending within 3 months - Adults	334	4,437	7.5%	14.1%	15.2%	15.7%
% of FP17s for the same patient ID Re-attending between 3 & 9 months - Children	887	1,535	57.8%	60.1%	60.2%	58.9%
% of FP17s for the same patient ID Re-attending between 3 & 9 months - Adults	1,832	4,437	41.3%	49.2%	51.8%	50.8%
% of FP17s for Band 1 Urgent Courses	329	5,810	5.7%	9.2%	8.1%	9.1%
% of FP17s Relating to Free Repair or Replacements	22	5,810	0.4%	0.7%	0.8%	0.8%
% of FP17s Relating to Continuations	33	5,810	0.6%	1.0%	0.9%	0.9%
% of Patients satisfied with the dentistry they have received	2	2	N/A	92.5%	92.7%	92.5%
% of Patients satisfied with the time they had to wait for an appointment	2	2	N/A	85.3%	87.4%	87.0%

* This is based on patients treated on this contract for their most recent course of treatment. Figures in italics indicate the base number of FP17s or Patient Questionnaire responses are less than 100. N/A is shown where the base number of responses is less than 10 during the period. % is calculated as Quantity/Base number*100

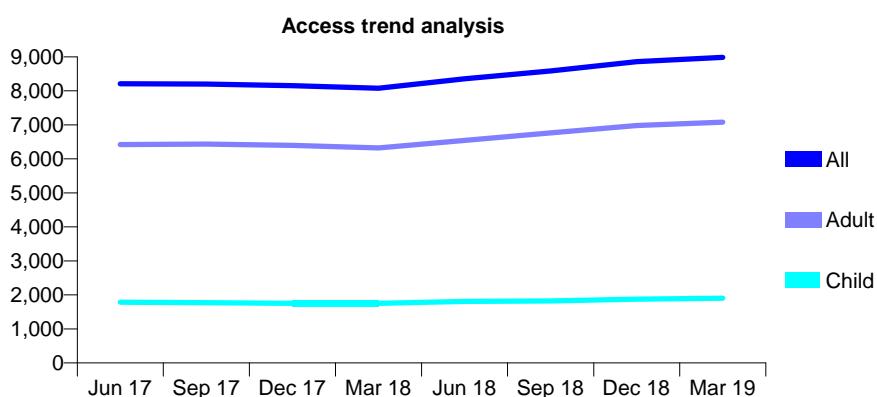
Q56 - Vital Signs At a Glance Contract Report for 101435/0100 - March 2019

Name or company name	IDH Limited
Contract type name	GDS Contract
Purpose of contract	General
Contract start date	01/06/2008
Contract end date	

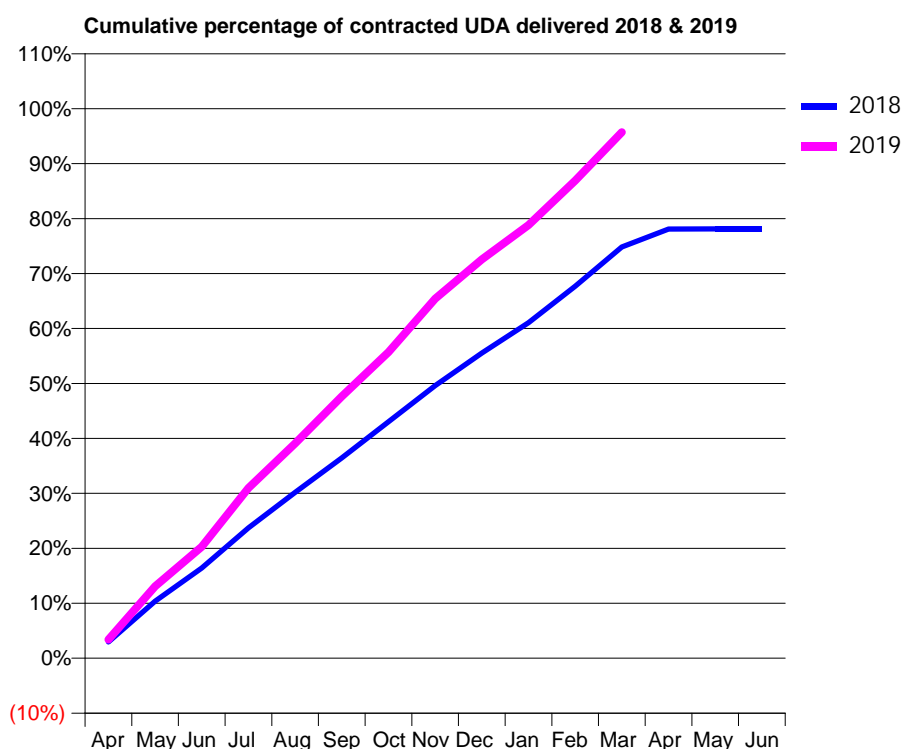
18/19 Contracted general activity (UDA)	22,891
Carry forward general activity (UDA)	0
18/19 Contracted orthodontic activity (UOA)	0
Carry forward orthodontic activity (UOA)	0
Baseline contract value	£565,594.80

ACCESS*

Patients seen in 24 months	Total	Change since previous quarter
Quarter ending March 2018	8,078	
Quarter ending June 2018	8,354	↑
Quarter ending September 2018	8,588	↑
Quarter ending December 2018	8,858	↑
Quarter ending March 2019	8,985	→
Variance since March 2018	11.2%	↑



ACTIVITY



Month	2018	2019
April	680	775
May	2,378	3,000
June	3,761	4,646
July	5,430	7,093
August	6,912	8,949
September	8,338	10,902
October	9,851	12,754
November	11,354	14,979
December	12,707	16,607
January	13,976	18,039
February	15,495	19,897
March	17,129	21,914
April	17,880	
May	17,884	
June	17,884	

QUALITY

	Quantity	Base Number	Contract	AT	Region	England
% of FP17s for the same patient ID Re-attending within 3 months - Children	115	2,773	4.1%	10.7%	11.5%	11.8%
% of FP17s for the same patient ID Re-attending within 3 months - Adults	1,041	8,878	11.7%	14.1%	15.2%	15.7%
% of FP17s for the same patient ID Re-attending between 3 & 9 months - Children	1,483	2,773	53.5%	60.1%	60.2%	58.9%
% of FP17s for the same patient ID Re-attending between 3 & 9 months - Adults	2,357	8,878	26.5%	49.2%	51.8%	50.8%
% of FP17s for Band 1 Urgent Courses	459	11,324	4.1%	9.2%	8.1%	9.1%
% of FP17s Relating to Free Repair or Replacements	104	11,324	0.9%	0.7%	0.8%	0.8%
% of FP17s Relating to Continuations	300	11,324	2.6%	1.0%	0.9%	0.9%
% of Patients satisfied with the dentistry they have received	1	1	N/A	92.5%	92.7%	92.5%
% of Patients satisfied with the time they had to wait for an appointment	1	1	N/A	85.3%	87.4%	87.0%

* This is based on patients treated on this contract for their most recent course of treatment. Figures in italics indicate the base number of FP17s or Patient Questionnaire responses are less than 100. N/A is shown where the base number of responses is less than 10 during the period. % is calculated as Quantity/Base number*100

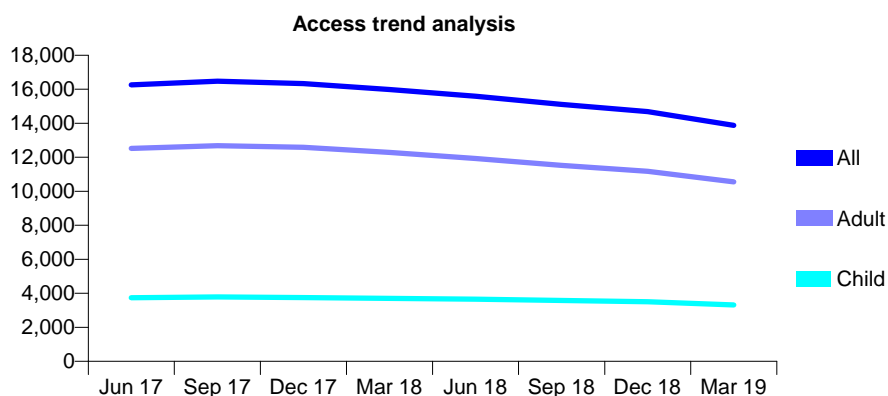
Q56 - Vital Signs At a Glance Contract Report for 101435/0114 - March 2019

Name or company name	IDH Limited
Contract type name	GDS Contract
Purpose of contract	General and Orthodontic
Contract start date	01/09/2008
Contract end date	

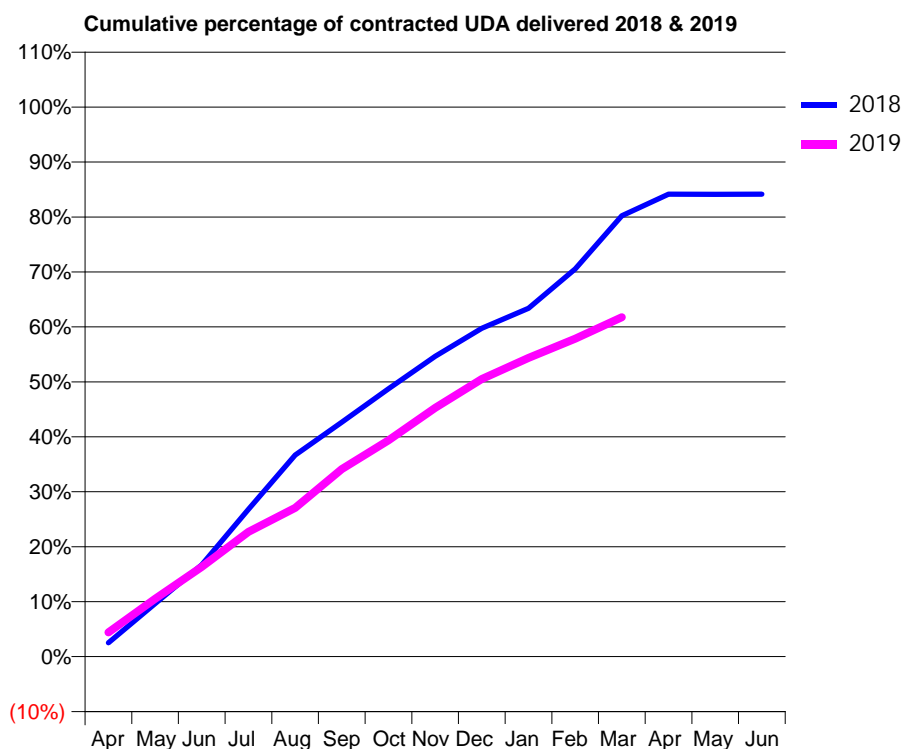
18/19 Contracted general activity (UDA)	41,000
Carry forward general activity (UDA)	0
18/19 Contracted orthodontic activity (UOA)	3,300
Carry forward orthodontic activity (UOA)	0
Baseline contract value	£1,311,320.25

ACCESS*

Patients seen in 24 months	Total	Change since previous quarter
Quarter ending March 2018	15,990	
Quarter ending June 2018	15,588	↓
Quarter ending September 2018	15,107	↓
Quarter ending December 2018	14,683	↓
Quarter ending March 2019	13,880	↓
Variance since March 2018	(13.2%)	↓



ACTIVITY



Month	Adjusted Scheduled Activity (UDA)	
	2018	2019
April	1,033	1,804
May	3,954	4,318
June	6,848	6,694
July	10,991	9,310
August	15,034	11,102
September	17,481	13,998
October	19,980	16,134
November	22,415	18,559
December	24,491	20,714
January	25,984	22,280
February	28,924	23,712
March	32,889	25,318
April	34,495	
May	34,494	
June	34,498	

QUALITY

	Quantity	Base Number	Contract	AT	Region	England
% of FP17s for the same patient ID Re-attending within 3 months - Children	216	3,962	5.5%	10.7%	11.5%	11.8%
% of FP17s for the same patient ID Re-attending within 3 months - Adults	1,272	10,340	12.3%	14.1%	15.2%	15.7%
% of FP17s for the same patient ID Re-attending between 3 & 9 months - Children	1,942	3,962	49.0%	60.1%	60.2%	58.9%
% of FP17s for the same patient ID Re-attending between 3 & 9 months - Adults	3,655	10,340	35.3%	49.2%	51.8%	50.8%
% of FP17s for Band 1 Urgent Courses	1,131	13,393	8.4%	9.2%	8.1%	9.1%
% of FP17s Relating to Free Repair or Replacements	68	13,393	0.5%	0.7%	0.8%	0.8%
% of FP17s Relating to Continuations	217	13,393	1.6%	1.0%	0.9%	0.9%
% of Patients satisfied with the dentistry they have received	6	7	N/A	92.5%	92.7%	92.5%
% of Patients satisfied with the time they had to wait for an appointment	7	7	N/A	85.3%	87.4%	87.0%

* This is based on patients treated on this contract for their most recent course of treatment. Figures in italics indicate the base number of FP17s or Patient Questionnaire responses are less than 100. N/A is shown where the base number of responses is less than 10 during the period. % is calculated as Quantity/Base number*100

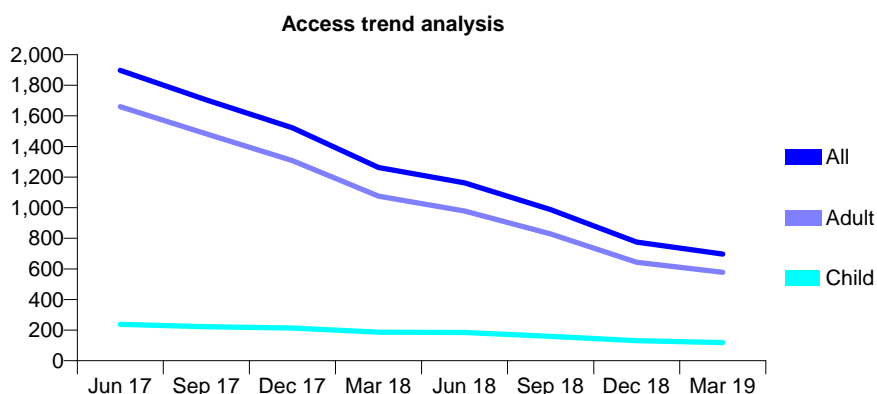
Q56 - Vital Signs At a Glance Contract Report for 101478/0001 - March 2019

Name or company name	CAMBRIDGE UNIVERSITY
Contract type name	PDS Contract
Purpose of contract	General
Contract start date	01/04/2006
Contract end date	31/03/2020

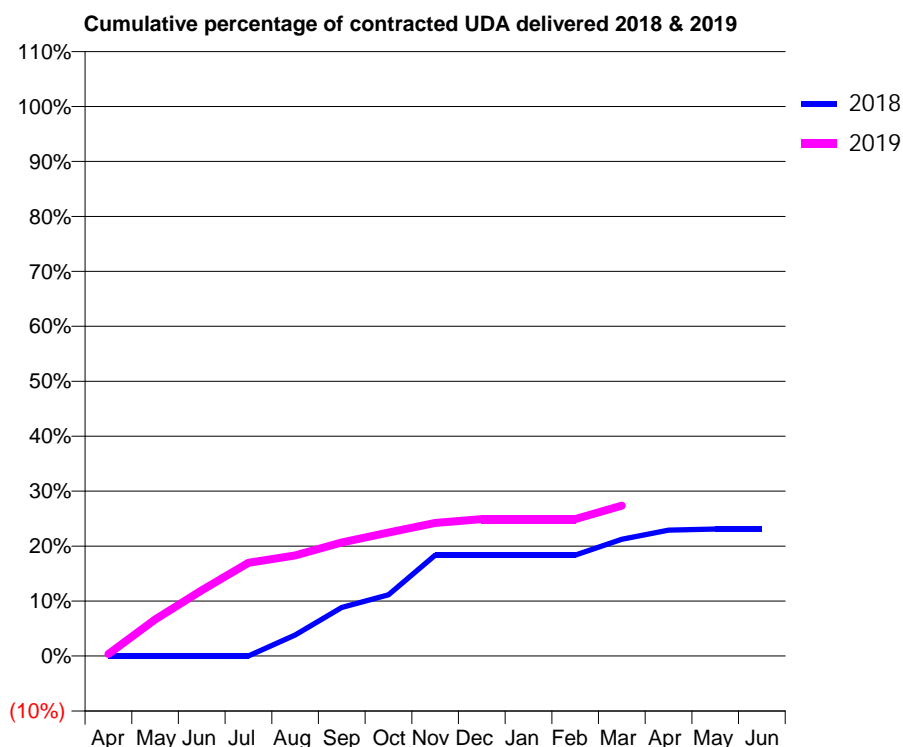
18/19 Contracted general activity (UDA)	3,878
Carry forward general activity (UDA)	0
18/19 Contracted orthodontic activity (UOA)	0
Carry forward orthodontic activity (UOA)	0
Baseline contract value	£110,088.13

ACCESS*

Patients seen in 24 months	Total	Change since previous quarter
Quarter ending March 2018	1,263	
Quarter ending June 2018	1,162	↓
Quarter ending September 2018	988	↓
Quarter ending December 2018	775	↓
Quarter ending March 2019	697	↓
Variance since March 2018	(44.8%)	↓



ACTIVITY



Month	Adjusted Scheduled Activity (UDA)	
	2018	2019
April	0	15
May	0	258
June	0	464
July	0	658
August	149	710
September	343	801
October	432	871
November	712	940
December	712	966
January	712	966
February	712	966
March	824	1,061
April	889	
May	896	
June	896	

QUALITY

	Quantity	Base Number	Contract	AT	Region	England
% of FP17s for the same patient ID Re-attending within 3 months - Children	5	134	3.7%	10.7%	11.5%	11.8%
% of FP17s for the same patient ID Re-attending within 3 months - Adults	44	513	8.6%	14.1%	15.2%	15.7%
% of FP17s for the same patient ID Re-attending between 3 & 9 months - Children	44	134	32.8%	60.1%	60.2%	58.9%
% of FP17s for the same patient ID Re-attending between 3 & 9 months - Adults	87	513	17.0%	49.2%	51.8%	50.8%
% of FP17s for Band 1 Urgent Courses	97	599	16.2%	9.2%	8.1%	9.1%
% of FP17s Relating to Free Repair or Replacements	0	599	0.0%	0.7%	0.8%	0.8%
% of FP17s Relating to Continuations	7	599	1.2%	1.0%	0.9%	0.9%
% of Patients satisfied with the dentistry they have received	0	0	N/A	92.5%	92.7%	92.5%
% of Patients satisfied with the time they had to wait for an appointment	0	0	N/A	85.3%	87.4%	87.0%

* This is based on patients treated on this contract for their most recent course of treatment. Figures in italics indicate the base number of FP17s or Patient Questionnaire responses are less than 100. N/A is shown where the base number of responses is less than 10 during the period. % is calculated as Quantity/Base number*100

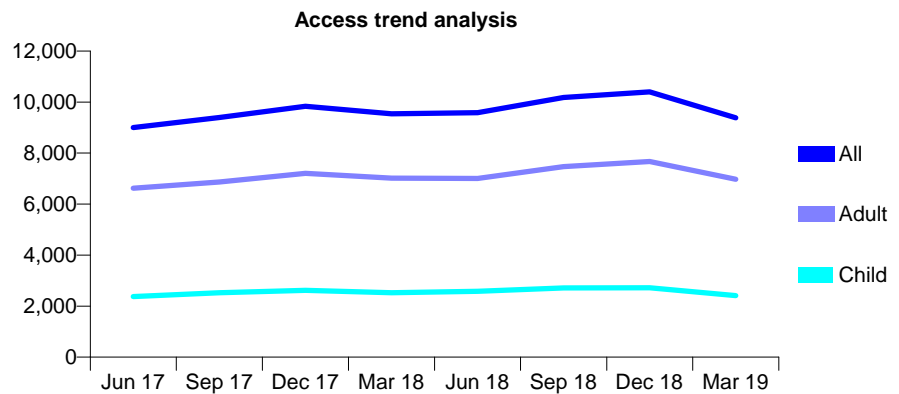
Q56 - Vital Signs At a Glance Contract Report for 101931/0001 - March 2019

Name or company name	Histon Dental Surgery
Contract type name	GDS Contract
Purpose of contract	General
Contract start date	01/04/2007
Contract end date	

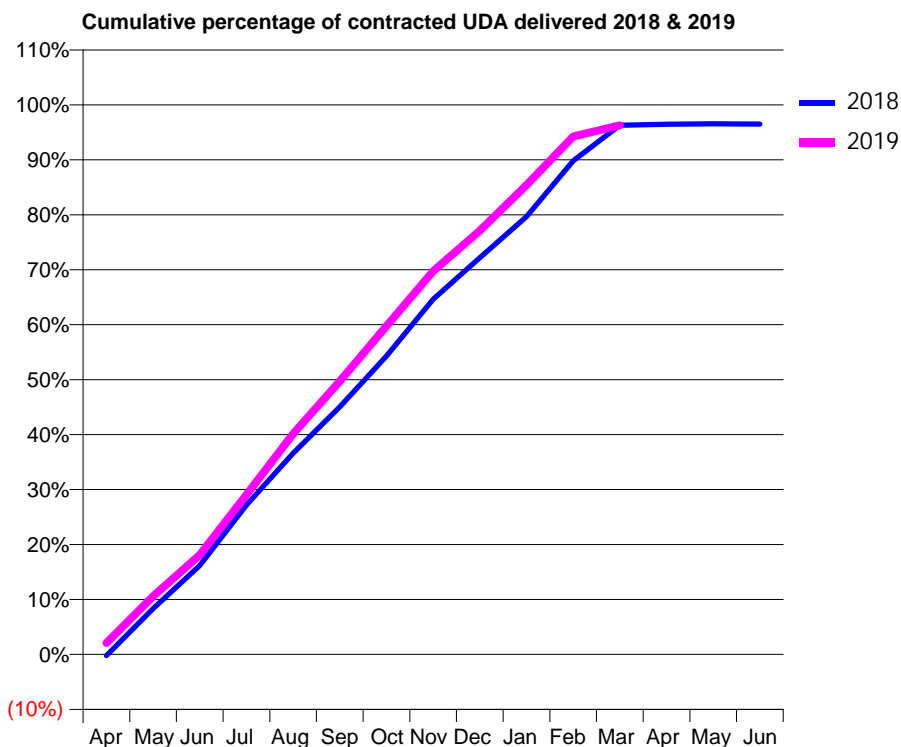
18/19 Contracted general activity (UDA)	22,500
Carry forward general activity (UDA)	789
18/19 Contracted orthodontic activity (UOA)	0
Carry forward orthodontic activity (UOA)	0
Baseline contract value	£723,090.34

ACCESS*

Patients seen in 24 months	Total	Change since previous quarter
Quarter ending March 2018	9,540	
Quarter ending June 2018	9,583	→
Quarter ending September 2018	10,182	↑
Quarter ending December 2018	10,395	↑
Quarter ending March 2019	9,384	↓
Variance since March 2018	(1.6%)	↓



ACTIVITY



Month	Adjusted Scheduled Activity (UDA)	
	2018	2019
April	-52	464
May	1,877	2,386
June	3,638	4,069
July	6,116	6,540
August	8,245	9,031
September	10,139	11,185
October	12,215	13,441
November	14,541	15,688
December	16,240	17,349
January	17,923	19,217
February	20,210	21,204
March	21,671	21,656
April	21,706	
May	21,725	
June	21,711	

QUALITY

	Quantity	Base Number	Contract	AT	Region	England
% of FP17s for the same patient ID Re-attending within 3 months - Children	185	3,491	5.3%	10.7%	11.5%	11.8%
% of FP17s for the same patient ID Re-attending within 3 months - Adults	986	9,350	10.5%	14.1%	15.2%	15.7%
% of FP17s for the same patient ID Re-attending between 3 & 9 months - Children	1,708	3,491	48.9%	60.1%	60.2%	58.9%
% of FP17s for the same patient ID Re-attending between 3 & 9 months - Adults	4,377	9,350	46.8%	49.2%	51.8%	50.8%
% of FP17s for Band 1 Urgent Courses	1,051	12,819	8.2%	9.2%	8.1%	9.1%
% of FP17s Relating to Free Repair or Replacements	109	12,819	0.9%	0.7%	0.8%	0.8%
% of FP17s Relating to Continuations	36	12,819	0.3%	1.0%	0.9%	0.9%
% of Patients satisfied with the dentistry they have received	2	2	N/A	92.5%	92.7%	92.5%
% of Patients satisfied with the time they had to wait for an appointment	2	2	N/A	85.3%	87.4%	87.0%

* This is based on patients treated on this contract for their most recent course of treatment. Figures in italics indicate the base number of FP17s or Patient Questionnaire responses are less than 100. N/A is shown where the base number of responses is less than 10 during the period. % is calculated as Quantity/Base number*100

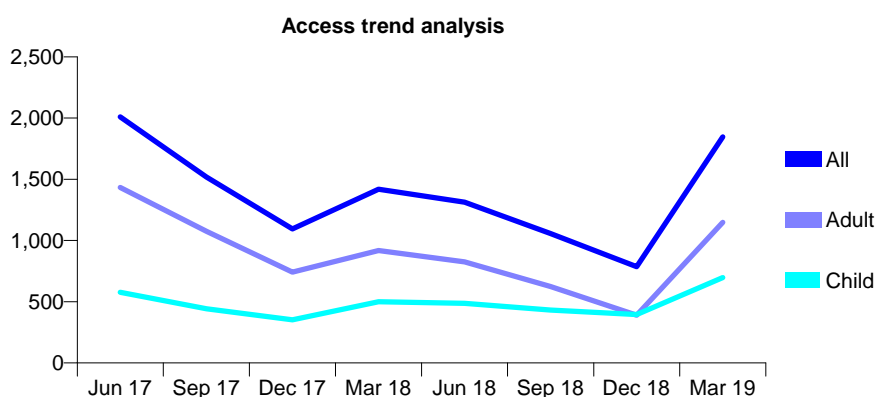
Q56 - Vital Signs At a Glance Contract Report for 101931/0002 - March 2019

Name or company name	Histon Dental Surgery
Contract type name	GDS Contract
Purpose of contract	General
Contract start date	01/04/2013
Contract end date	

18/19 Contracted general activity (UDA)	3,625
Carry forward general activity (UDA)	0
18/19 Contracted orthodontic activity (UOA)	0
Carry forward orthodontic activity (UOA)	0
Baseline contract value	£100,550.73

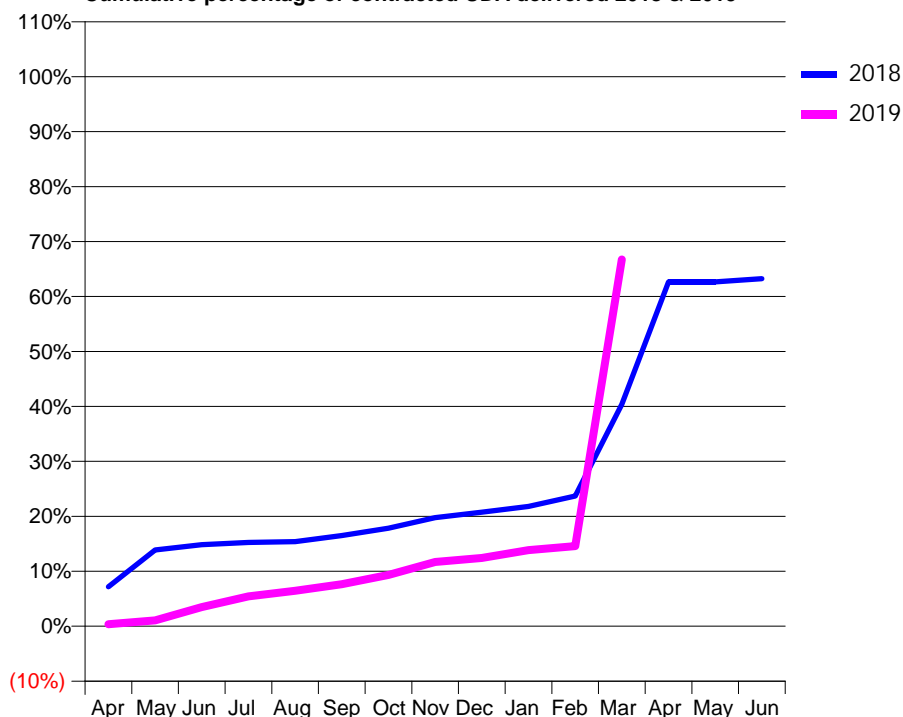
ACCESS*

Patients seen in 24 months	Total	Change since previous quarter
Quarter ending March 2018	1,419	
Quarter ending June 2018	1,313	↓
Quarter ending September 2018	1,057	↓
Quarter ending December 2018	786	↓
Quarter ending March 2019	1,847	↑
Variance since March 2018	30.2%	↑



ACTIVITY

Cumulative percentage of contracted UDA delivered 2018 & 2019



Adjusted Scheduled Activity (UDA)

Month	2018	2019
April	260	14
May	503	39
June	538	126
July	553	197
August	558	235
September	598	277
October	647	338
November	716	425
December	753	451
January	791	502
February	859	529
March	1,463	2,418
April	2,272	
May	2,272	
June	2,293	

QUALITY

	Quantity	Base Number	Contract	AT	Region	England
% of FP17s for the same patient ID Re-attending within 3 months - Children	8	805	1.0%	10.7%	11.5%	11.8%
% of FP17s for the same patient ID Re-attending within 3 months - Adults	23	1,276	1.8%	14.1%	15.2%	15.7%
% of FP17s for the same patient ID Re-attending between 3 & 9 months - Children	111	805	13.8%	60.1%	60.2%	58.9%
% of FP17s for the same patient ID Re-attending between 3 & 9 months - Adults	16	1,276	1.3%	49.2%	51.8%	50.8%
% of FP17s for Band 1 Urgent Courses	122	1,561	7.8%	9.2%	8.1%	9.1%
% of FP17s Relating to Free Repair or Replacements	9	1,561	0.6%	0.7%	0.8%	0.8%
% of FP17s Relating to Continuations	2	1,561	0.1%	1.0%	0.9%	0.9%
% of Patients satisfied with the dentistry they have received	0	0	N/A	92.5%	92.7%	92.5%
% of Patients satisfied with the time they had to wait for an appointment	0	0	N/A	85.3%	87.4%	87.0%

* This is based on patients treated on this contract for their most recent course of treatment.

Figures in italics indicate the base number of FP17s or Patient Questionnaire responses are less than 100. N/A is shown where the base number of responses is less than 10 during the period. % is calculated as Quantity/Base number*100

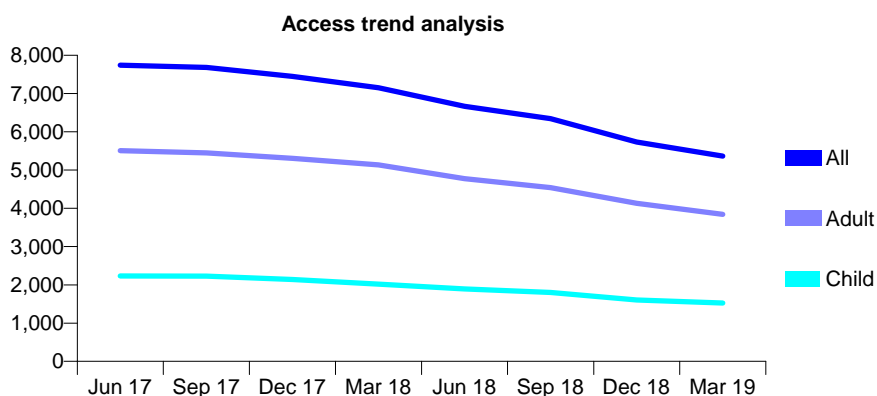
Q56 - Vital Signs At a Glance Contract Report for 102016/0001 - March 2019

Name or company name	The Peterborough Dental Practice Partners
Contract type name	GDS Contract
Purpose of contract	General
Contract start date	01/10/2009
Contract end date	

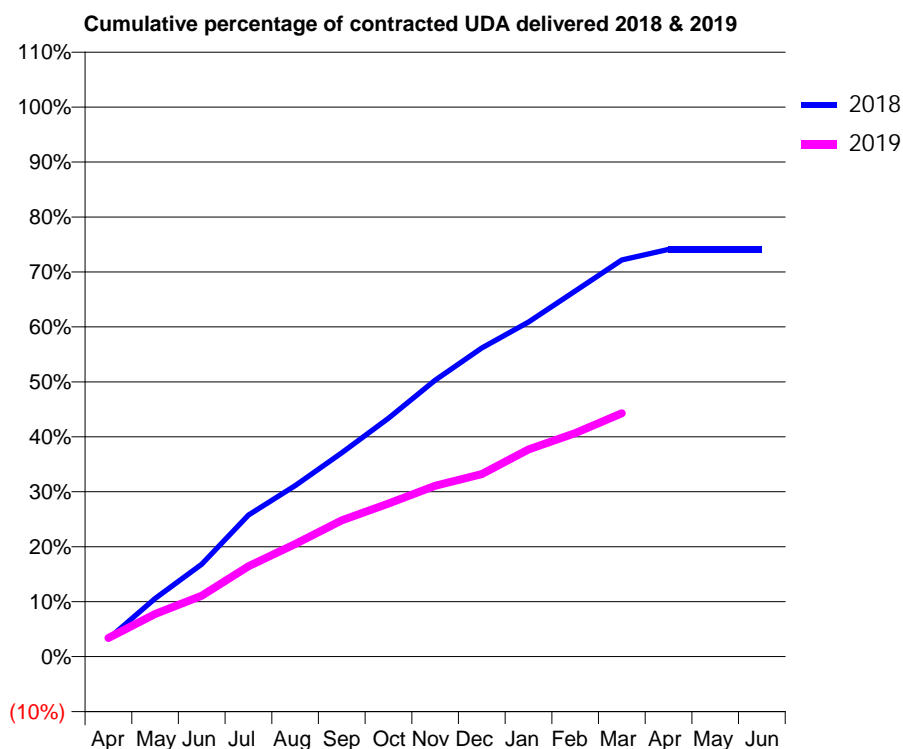
18/19 Contracted general activity (UDA)	22,500
Carry forward general activity (UDA)	0
18/19 Contracted orthodontic activity (UOA)	0
Carry forward orthodontic activity (UOA)	0
Baseline contract value	£697,474.59

ACCESS*

Patients seen in 24 months	Total	Change since previous quarter
Quarter ending March 2018	7,152	
Quarter ending June 2018	6,668	↓
Quarter ending September 2018	6,343	↓
Quarter ending December 2018	5,734	↓
Quarter ending March 2019	5,367	↓
Variance since March 2018	(25.0%)	↓



ACTIVITY



Month	Adjusted Scheduled Activity (UDA)	
	2018	2019
April	729	762
May	2,382	1,746
June	3,785	2,490
July	5,798	3,698
August	7,001	4,608
September	8,347	5,577
October	9,762	6,269
November	11,320	6,998
December	12,637	7,474
January	13,698	8,483
February	14,968	9,150
March	16,242	9,959
April	16,674	
May	16,674	
June	16,674	

QUALITY

	Quantity	Base Number	Contract	AT	Region	England
% of FP17s for the same patient ID Re-attending within 3 months - Children	106	1,406	7.5%	10.7%	11.5%	11.8%
% of FP17s for the same patient ID Re-attending within 3 months - Adults	442	3,140	14.1%	14.1%	15.2%	15.7%
% of FP17s for the same patient ID Re-attending between 3 & 9 months - Children	543	1,406	38.6%	60.1%	60.2%	58.9%
% of FP17s for the same patient ID Re-attending between 3 & 9 months - Adults	1,044	3,140	33.2%	49.2%	51.8%	50.8%
% of FP17s for Band 1 Urgent Courses	397	4,384	9.1%	9.2%	8.1%	9.1%
% of FP17s Relating to Free Repair or Replacements	25	4,384	0.6%	0.7%	0.8%	0.8%
% of FP17s Relating to Continuations	140	4,384	3.2%	1.0%	0.9%	0.9%
% of Patients satisfied with the dentistry they have received	0	1	N/A	92.5%	92.7%	92.5%
% of Patients satisfied with the time they had to wait for an appointment	1	1	N/A	85.3%	87.4%	87.0%

* This is based on patients treated on this contract for their most recent course of treatment. Figures in italics indicate the base number of FP17s or Patient Questionnaire responses are less than 100. N/A is shown where the base number of responses is less than 10 during the period. % is calculated as Quantity/Base number*100

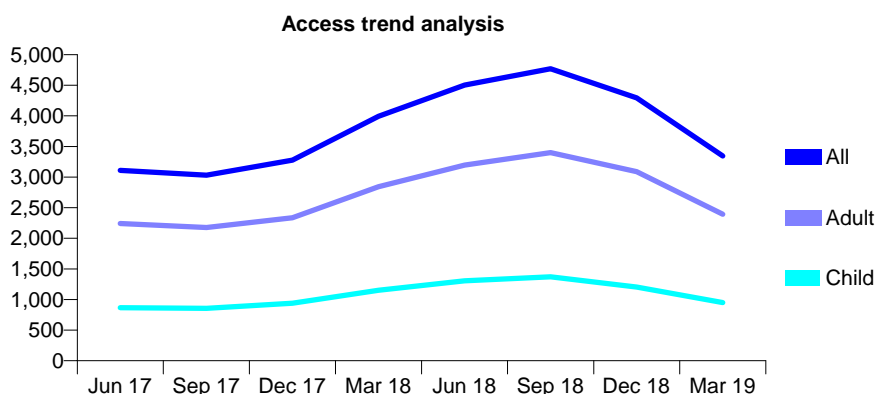
Q56 - Vital Signs At a Glance Contract Report for 102342/0001 - March 2019

Name or company name	Beechcroft Dental Care Ltd
Contract type name	GDS Contract
Purpose of contract	General
Contract start date	01/09/2011
Contract end date	

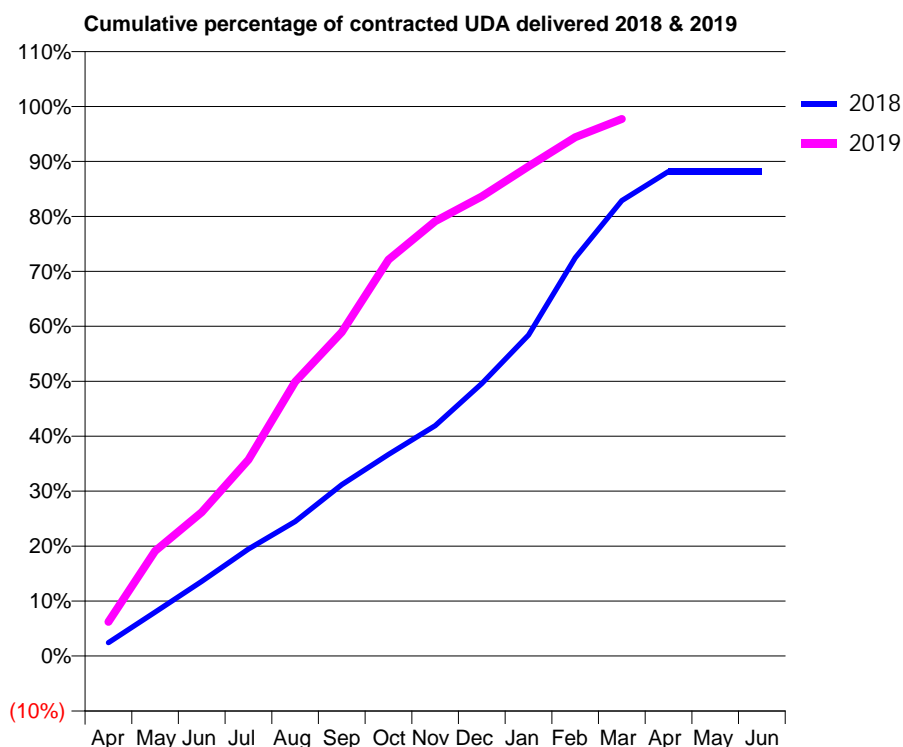
18/19 Contracted general activity (UDA)	11,009
Carry forward general activity (UDA)	0
18/19 Contracted orthodontic activity (UOA)	0
Carry forward orthodontic activity (UOA)	0
Baseline contract value	£250,323.59

ACCESS*

Patients seen in 24 months	Total	Change since previous quarter
Quarter ending March 2018	3,992	
Quarter ending June 2018	4,502	↑
Quarter ending September 2018	4,771	↑
Quarter ending December 2018	4,292	↓
Quarter ending March 2019	3,345	↓
Variance since March 2018	(16.2%)	↓



ACTIVITY



Month	Adjusted Scheduled Activity (UDA)	
	2018	2019
April	268	685
May	881	2,106
June	1,495	2,880
July	2,144	3,934
August	2,693	5,493
September	3,432	6,488
October	4,039	7,938
November	4,615	8,707
December	5,460	9,209
January	6,429	9,809
February	7,979	10,393
March	9,121	10,758
April	9,706	
May	9,706	
June	9,707	

QUALITY

	Quantity	Base Number	Contract	AT	Region	England
% of FP17s for the same patient ID Re-attending within 3 months - Children	128	1,740	7.4%	10.7%	11.5%	11.8%
% of FP17s for the same patient ID Re-attending within 3 months - Adults	730	4,373	16.7%	14.1%	15.2%	15.7%
% of FP17s for the same patient ID Re-attending between 3 & 9 months - Children	972	1,740	55.9%	60.1%	60.2%	58.9%
% of FP17s for the same patient ID Re-attending between 3 & 9 months - Adults	2,092	4,373	47.8%	49.2%	51.8%	50.8%
% of FP17s for Band 1 Urgent Courses	325	5,421	6.0%	9.2%	8.1%	9.1%
% of FP17s Relating to Free Repair or Replacements	34	5,421	0.6%	0.7%	0.8%	0.8%
% of FP17s Relating to Continuations	130	5,421	2.4%	1.0%	0.9%	0.9%
% of Patients satisfied with the dentistry they have received	1	1	N/A	92.5%	92.7%	92.5%
% of Patients satisfied with the time they had to wait for an appointment	0	1	N/A	85.3%	87.4%	87.0%

* This is based on patients treated on this contract for their most recent course of treatment. Figures in italics indicate the base number of FP17s or Patient Questionnaire responses are less than 100. N/A is shown where the base number of responses is less than 10 during the period. % is calculated as Quantity/Base number*100

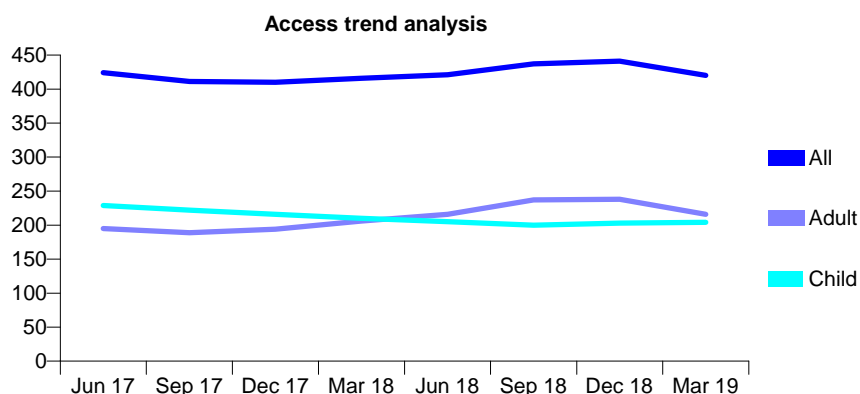
Q56 - Vital Signs At a Glance Contract Report for 102423/0001 - March 2019

Name or company name	Harbour TNGC Ltd
Contract type name	GDS Contract
Purpose of contract	General
Contract start date	01/07/2011
Contract end date	

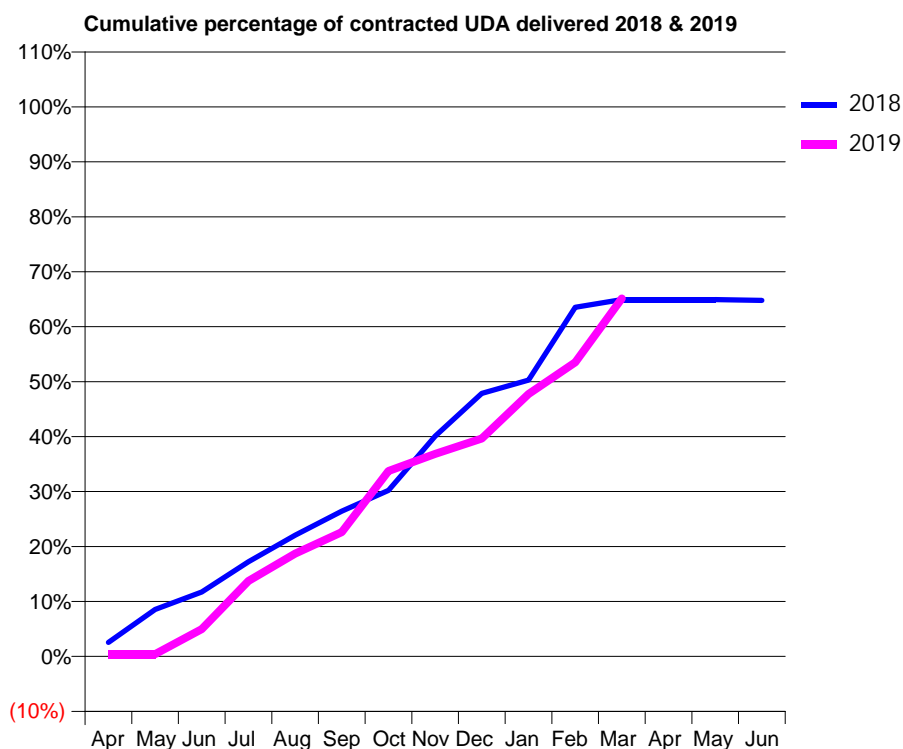
18/19 Contracted general activity (UDA)	1,450
Carry forward general activity (UDA)	0
18/19 Contracted orthodontic activity (UOA)	0
Carry forward orthodontic activity (UOA)	0
Baseline contract value	£33,225.15

ACCESS*

Patients seen in 24 months	Total	Change since previous quarter
Quarter ending March 2018	416	
Quarter ending June 2018	421	→
Quarter ending September 2018	437	↑
Quarter ending December 2018	441	→
Quarter ending March 2019	420	↓
Variance since March 2018	1.0%	→



ACTIVITY



Month	Adjusted Scheduled Activity (UDA)	
	2018	2019
April	37	6
May	124	6
June	170	72
July	250	199
August	320	272
September	383	328
October	438	489
November	581	534
December	694	575
January	729	692
February	921	776
March	941	944
April	941	
May	941	
June	939	

QUALITY

	Quantity	Base Number	Contract	AT	Region	England
% of FP17s for the same patient ID Re-attending within 3 months - Children	10	274	3.6%	10.7%	11.5%	11.8%
% of FP17s for the same patient ID Re-attending within 3 months - Adults	15	232	6.5%	14.1%	15.2%	15.7%
% of FP17s for the same patient ID Re-attending between 3 & 9 months - Children	153	274	55.8%	60.1%	60.2%	58.9%
% of FP17s for the same patient ID Re-attending between 3 & 9 months - Adults	109	232	47.0%	49.2%	51.8%	50.8%
% of FP17s for Band 1 Urgent Courses	7	495	1.4%	9.2%	8.1%	9.1%
% of FP17s Relating to Free Repair or Replacements	0	495	0.0%	0.7%	0.8%	0.8%
% of FP17s Relating to Continuations	0	495	0.0%	1.0%	0.9%	0.9%
% of Patients satisfied with the dentistry they have received	1	1	N/A	92.5%	92.7%	92.5%
% of Patients satisfied with the time they had to wait for an appointment	1	1	N/A	85.3%	87.4%	87.0%

* This is based on patients treated on this contract for their most recent course of treatment. Figures in italics indicate the base number of FP17s or Patient Questionnaire responses are less than 100. N/A is shown where the base number of responses is less than 10 during the period. % is calculated as Quantity/Base number*100

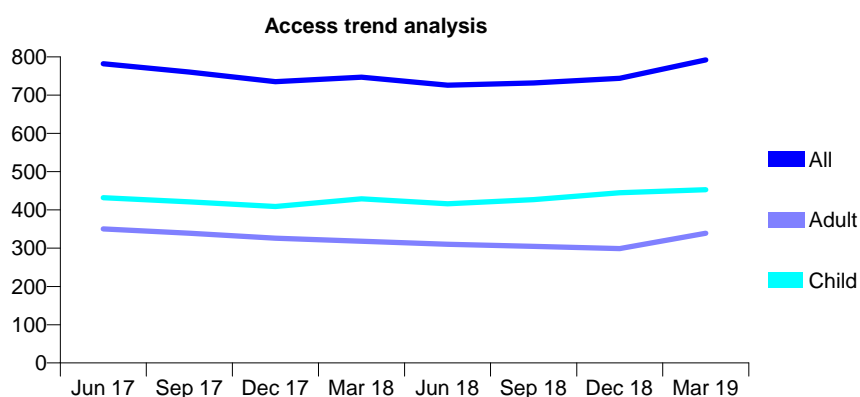
Q56 - Vital Signs At a Glance Contract Report for 102881/0001 - March 2019

Name or company name	Corner House Norwich LLP
Contract type name	GDS Contract
Purpose of contract	General
Contract start date	01/01/2013
Contract end date	

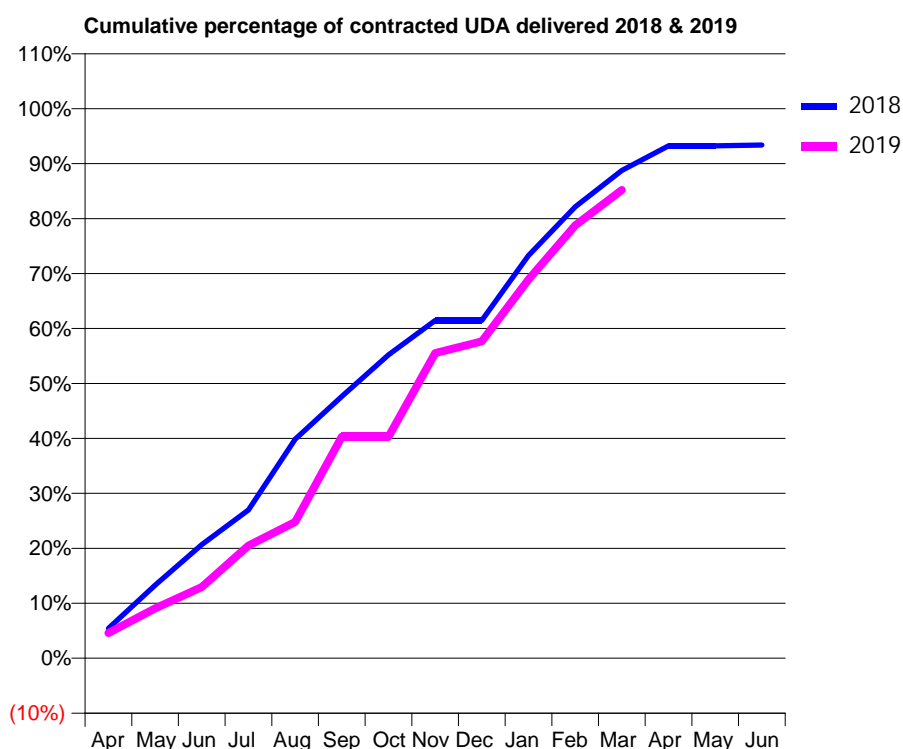
18/19 Contracted general activity (UDA)	1,835
Carry forward general activity (UDA)	0
18/19 Contracted orthodontic activity (UOA)	0
Carry forward orthodontic activity (UOA)	0
Baseline contract value	£49,723.20

ACCESS*

Patients seen in 24 months	Total	Change since previous quarter
Quarter ending March 2018	747	
Quarter ending June 2018	726	↓
Quarter ending September 2018	732	→
Quarter ending December 2018	744	→
Quarter ending March 2019	792	↑
Variance since March 2018	6.0%	↑



ACTIVITY



Month	2018	2019
April	100	84
May	244	166
June	379	237
July	496	376
August	731	455
September	874	739
October	1,013	739
November	1,128	1,019
December	1,128	1,058
January	1,344	1,265
February	1,507	1,445
March	1,629	1,563
April	1,710	
May	1,710	
June	1,713	

QUALITY

	Quantity	Base Number	Contract	AT	Region	England
% of FP17s for the same patient ID Re-attending within 3 months - Children	31	583	5.3%	10.7%	11.5%	11.8%
% of FP17s for the same patient ID Re-attending within 3 months - Adults	25	298	8.4%	14.1%	15.2%	15.7%
% of FP17s for the same patient ID Re-attending between 3 & 9 months - Children	350	583	60.0%	60.1%	60.2%	58.9%
% of FP17s for the same patient ID Re-attending between 3 & 9 months - Adults	117	298	39.3%	49.2%	51.8%	50.8%
% of FP17s for Band 1 Urgent Courses	56	842	6.7%	9.2%	8.1%	9.1%
% of FP17s Relating to Free Repair or Replacements	2	842	0.2%	0.7%	0.8%	0.8%
% of FP17s Relating to Continuations	0	842	0.0%	1.0%	0.9%	0.9%
% of Patients satisfied with the dentistry they have received	0	0	N/A	92.5%	92.7%	92.5%
% of Patients satisfied with the time they had to wait for an appointment	0	0	N/A	85.3%	87.4%	87.0%

* This is based on patients treated on this contract for their most recent course of treatment.

Figures in italics indicate the base number of FP17s or Patient Questionnaire responses are less than 100. N/A is shown where the base number of responses is less than 10 during the period. % is calculated as Quantity/Base number*100

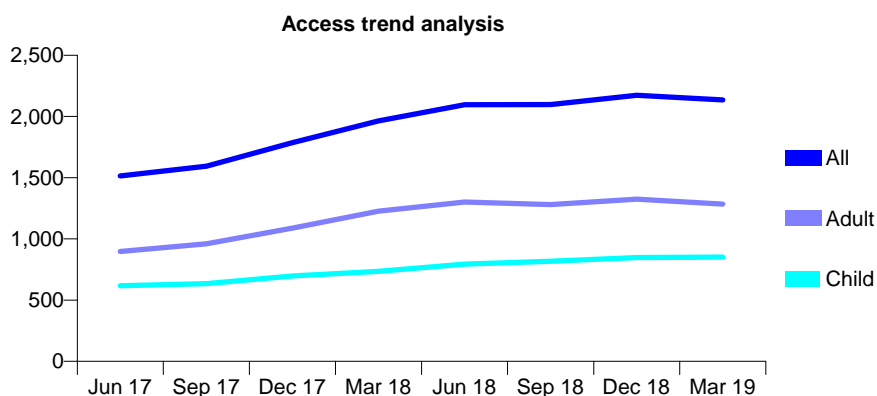
Q56 - Vital Signs At a Glance Contract Report for 103748/0001 - March 2019

Name or company name	Zain Shamoon
Contract type name	GDS Contract
Purpose of contract	General and Orthodontic
Contract start date	07/12/2015
Contract end date	

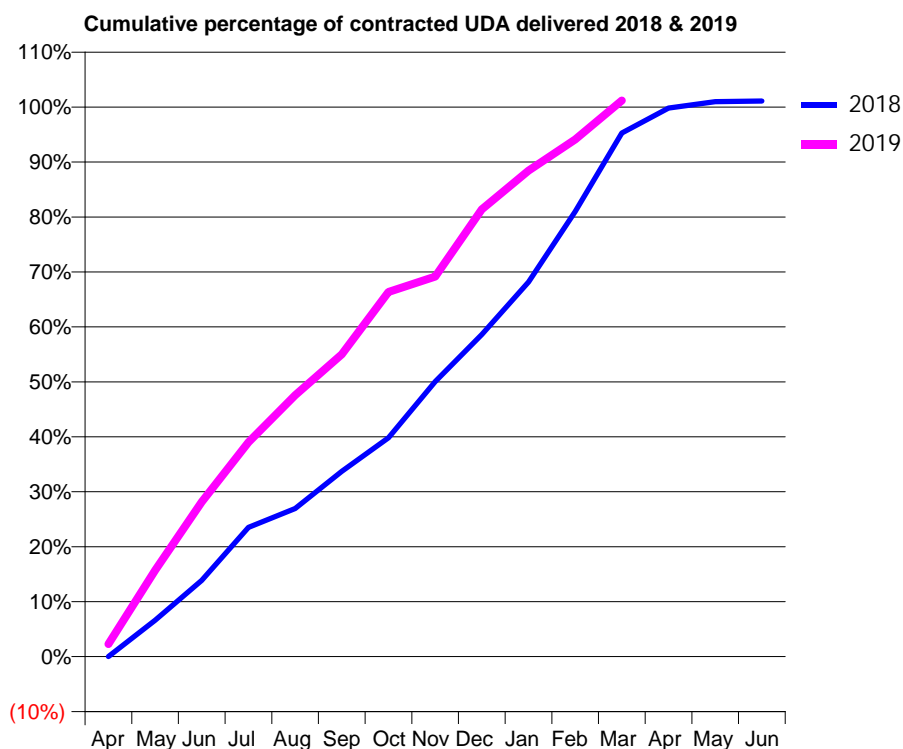
18/19 Contracted general activity (UDA)	3,783
Carry forward general activity (UDA)	-41
18/19 Contracted orthodontic activity (UOA)	1,800
Carry forward orthodontic activity (UOA)	-7
Baseline contract value	£225,638.75

ACCESS*

Patients seen in 24 months	Total	Change since previous quarter
Quarter ending March 2018	1,963	
Quarter ending June 2018	2,096	↑
Quarter ending September 2018	2,097	→
Quarter ending December 2018	2,173	↑
Quarter ending March 2019	2,136	↓
Variance since March 2018	8.8%	↑



ACTIVITY



Month	Adjusted Scheduled Activity (UDA)	
	2018	2019
April	0	87
May	251	595
June	525	1,065
July	890	1,476
August	1,019	1,800
September	1,275	2,080
October	1,507	2,510
November	1,894	2,616
December	2,217	3,078
January	2,578	3,346
February	3,064	3,560
March	3,605	3,828
April	3,777	
May	3,820	
June	3,824	

QUALITY

	Quantity	Base Number	Contract	AT	Region	England
% of FP17s for the same patient ID Re-attending within 3 months - Children	92	1,468	6.3%	10.7%	11.5%	11.8%
% of FP17s for the same patient ID Re-attending within 3 months - Adults	200	1,691	11.8%	14.1%	15.2%	15.7%
% of FP17s for the same patient ID Re-attending between 3 & 9 months - Children	708	1,468	48.2%	60.1%	60.2%	58.9%
% of FP17s for the same patient ID Re-attending between 3 & 9 months - Adults	952	1,691	56.3%	49.2%	51.8%	50.8%
% of FP17s for Band 1 Urgent Courses	159	2,465	6.5%	9.2%	8.1%	9.1%
% of FP17s Relating to Free Repair or Replacements	14	2,465	0.6%	0.7%	0.8%	0.8%
% of FP17s Relating to Continuations	8	2,465	0.3%	1.0%	0.9%	0.9%
% of Patients satisfied with the dentistry they have received	3	3	N/A	92.5%	92.7%	92.5%
% of Patients satisfied with the time they had to wait for an appointment	3	3	N/A	85.3%	87.4%	87.0%

* This is based on patients treated on this contract for their most recent course of treatment. Figures in italics indicate the base number of FP17s or Patient Questionnaire responses are less than 100. N/A is shown where the base number of responses is less than 10 during the period. % is calculated as Quantity/Base number*100

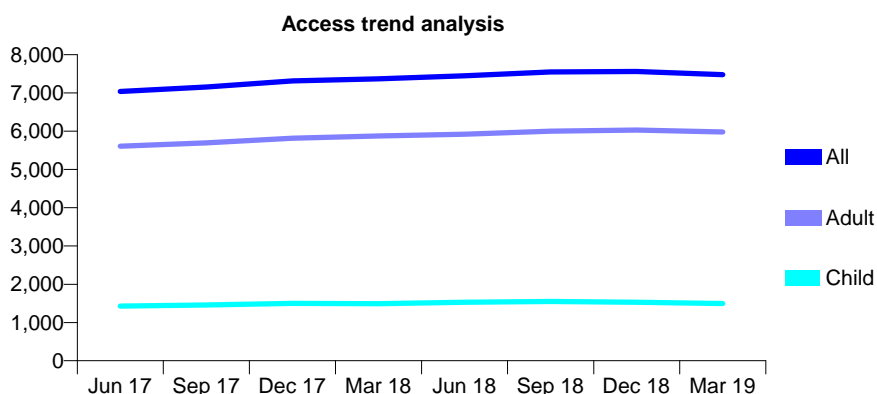
Q56 - Vital Signs At a Glance Contract Report for 104418/0001 - March 2019

Name or company name	Parish Vaid & Snehal Radia & Sanjay Shah
Contract type name	GDS Contract
Purpose of contract	General
Contract start date	08/05/2014
Contract end date	

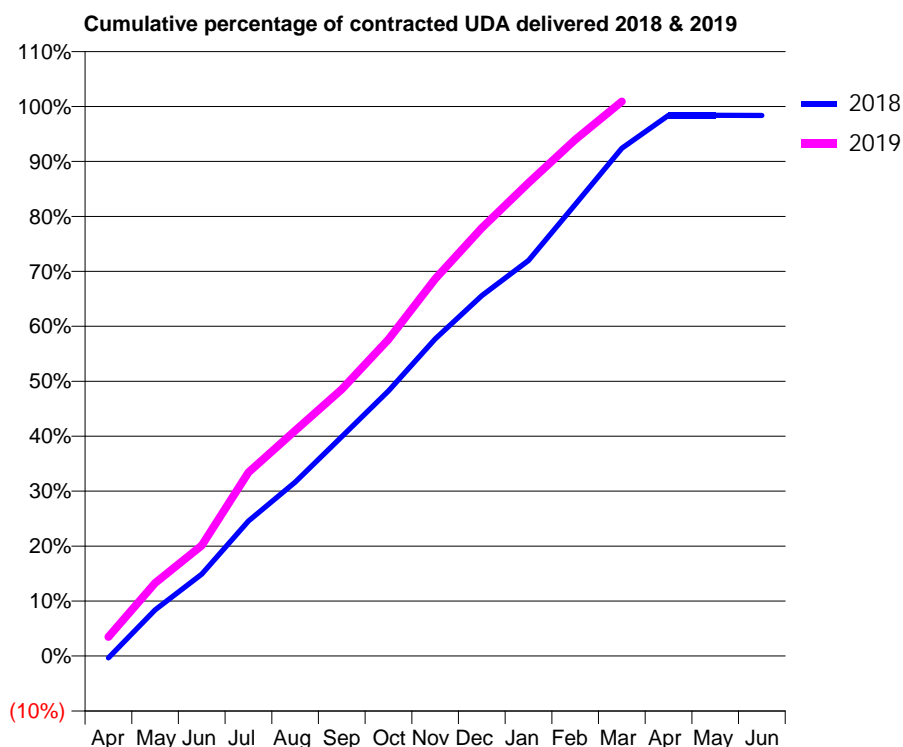
18/19 Contracted general activity (UDA)	21,611
Carry forward general activity (UDA)	351
18/19 Contracted orthodontic activity (UOA)	0
Carry forward orthodontic activity (UOA)	0
Baseline contract value	£497,501.88

ACCESS*

Patients seen in 24 months	Total	Change since previous quarter
Quarter ending March 2018	7,366	
Quarter ending June 2018	7,447	→
Quarter ending September 2018	7,550	→
Quarter ending December 2018	7,559	→
Quarter ending March 2019	7,475	↓
Variance since March 2018	1.5%	→



ACTIVITY



Month	Adjusted Scheduled Activity (UDA)	
	2018	2019
April	-78	753
May	1,817	2,875
June	3,221	4,344
July	5,311	7,224
August	6,842	8,866
September	8,624	10,492
October	10,423	12,451
November	12,475	14,828
December	14,175	16,831
January	15,559	18,611
February	17,755	20,305
March	19,967	21,801
April	21,261	
May	21,261	
June	21,260	

QUALITY

	Quantity	Base Number	Contract	AT	Region	England
% of FP17s for the same patient ID Re-attending within 3 months - Children	160	2,419	6.6%	10.7%	11.5%	11.8%
% of FP17s for the same patient ID Re-attending within 3 months - Adults	1,130	9,192	12.3%	14.1%	15.2%	15.7%
% of FP17s for the same patient ID Re-attending between 3 & 9 months - Children	1,620	2,419	67.0%	60.1%	60.2%	58.9%
% of FP17s for the same patient ID Re-attending between 3 & 9 months - Adults	5,770	9,192	62.8%	49.2%	51.8%	50.8%
% of FP17s for Band 1 Urgent Courses	779	11,092	7.0%	9.2%	8.1%	9.1%
% of FP17s Relating to Free Repair or Replacements	87	11,092	0.8%	0.7%	0.8%	0.8%
% of FP17s Relating to Continuations	70	11,092	0.6%	1.0%	0.9%	0.9%
% of Patients satisfied with the dentistry they have received	1	1	N/A	92.5%	92.7%	92.5%
% of Patients satisfied with the time they had to wait for an appointment	1	1	N/A	85.3%	87.4%	87.0%

* This is based on patients treated on this contract for their most recent course of treatment.

Figures in italics indicate the base number of FP17s or Patient Questionnaire responses are less than 100. N/A is shown where the base number of responses is less than 10 during the period. % is calculated as Quantity/Base number*100

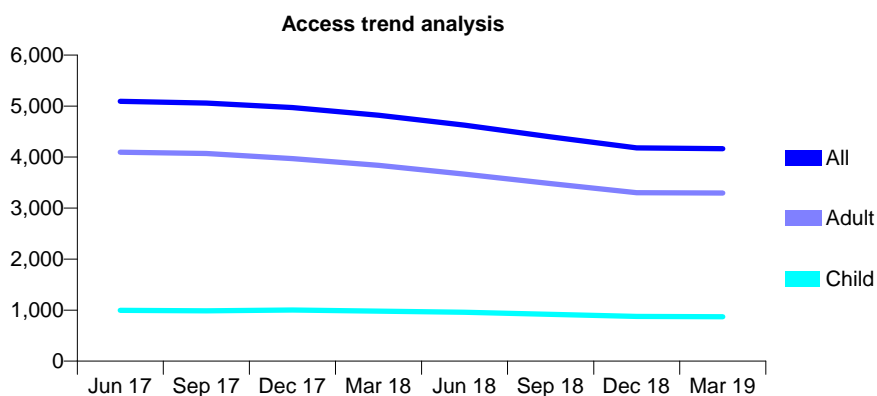
Q56 - Vital Signs At a Glance Contract Report for 104418/0002 - March 2019

Name or company name	Parish Vaid & Snehal Radia & Sanjay Shah
Contract type name	GDS Contract
Purpose of contract	General
Contract start date	13/05/2014
Contract end date	

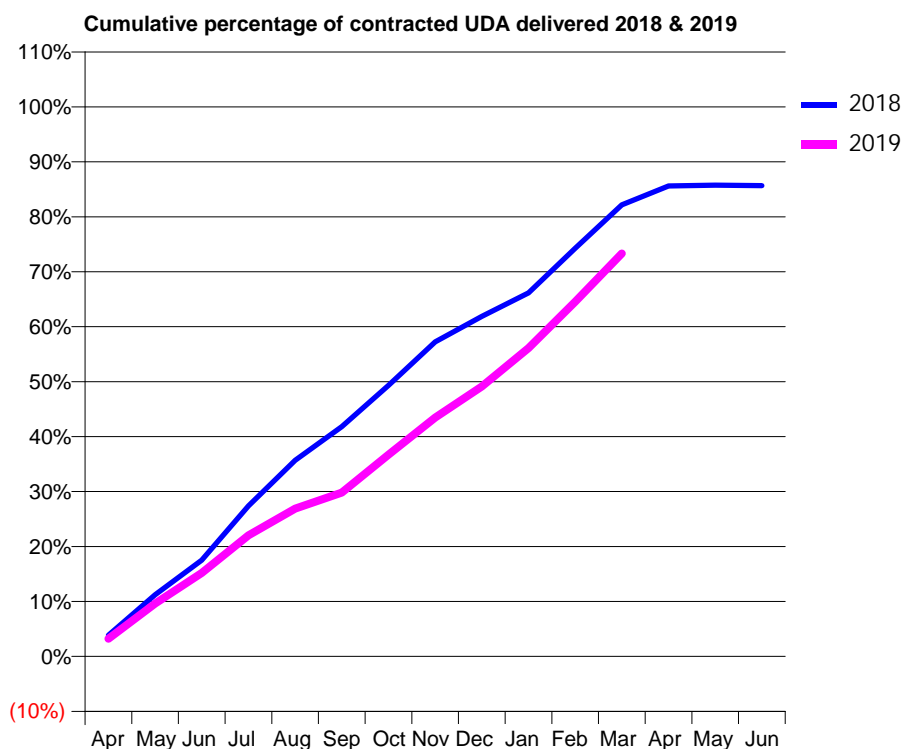
18/19 Contracted general activity (UDA)	16,174
Carry forward general activity (UDA)	0
18/19 Contracted orthodontic activity (UOA)	0
Carry forward orthodontic activity (UOA)	0
Baseline contract value	£452,239.17

ACCESS*

Patients seen in 24 months	Total	Change since previous quarter
Quarter ending March 2018	4,819	
Quarter ending June 2018	4,626	↓
Quarter ending September 2018	4,397	↓
Quarter ending December 2018	4,182	↓
Quarter ending March 2019	4,167	→
Variance since March 2018	(13.5%)	↓



ACTIVITY



Month	Adjusted Scheduled Activity (UDA)	
	2018	2019
April	626	519
May	1,814	1,556
June	2,836	2,458
July	4,430	3,563
August	5,771	4,350
September	6,761	4,823
October	7,977	5,935
November	9,259	7,031
December	10,007	7,942
January	10,703	9,076
February	12,014	10,439
March	13,292	11,859
April	13,845	
May	13,868	
June	13,856	

QUALITY

	Quantity	Base Number	Contract	AT	Region	England
% of FP17s for the same patient ID Re-attending within 3 months - Children	69	1,246	5.5%	10.7%	11.5%	11.8%
% of FP17s for the same patient ID Re-attending within 3 months - Adults	503	4,661	10.8%	14.1%	15.2%	15.7%
% of FP17s for the same patient ID Re-attending between 3 & 9 months - Children	753	1,246	60.4%	60.1%	60.2%	58.9%
% of FP17s for the same patient ID Re-attending between 3 & 9 months - Adults	2,864	4,661	61.4%	49.2%	51.8%	50.8%
% of FP17s for Band 1 Urgent Courses	439	5,723	7.7%	9.2%	8.1%	9.1%
% of FP17s Relating to Free Repair or Replacements	33	5,723	0.6%	0.7%	0.8%	0.8%
% of FP17s Relating to Continuations	22	5,723	0.4%	1.0%	0.9%	0.9%
% of Patients satisfied with the dentistry they have received	2	2	N/A	92.5%	92.7%	92.5%
% of Patients satisfied with the time they had to wait for an appointment	1	2	N/A	85.3%	87.4%	87.0%

* This is based on patients treated on this contract for their most recent course of treatment. Figures in italics indicate the base number of FP17s or Patient Questionnaire responses are less than 100. N/A is shown where the base number of responses is less than 10 during the period. % is calculated as Quantity/Base number*100

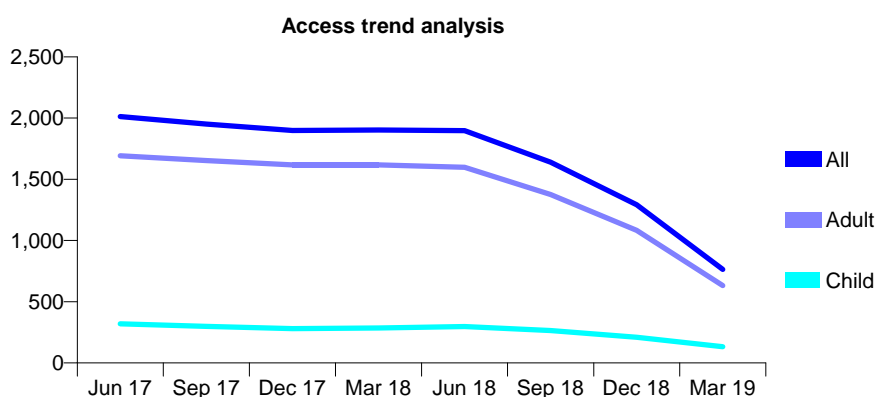
Q56 - Vital Signs At a Glance Contract Report for 105090/0001 - March 2019

Name or company name	Mr Azad Eyrumlu and Mr M Eyrumlu
Contract type name	GDS Contract
Purpose of contract	General
Contract start date	05/02/2013
Contract end date	

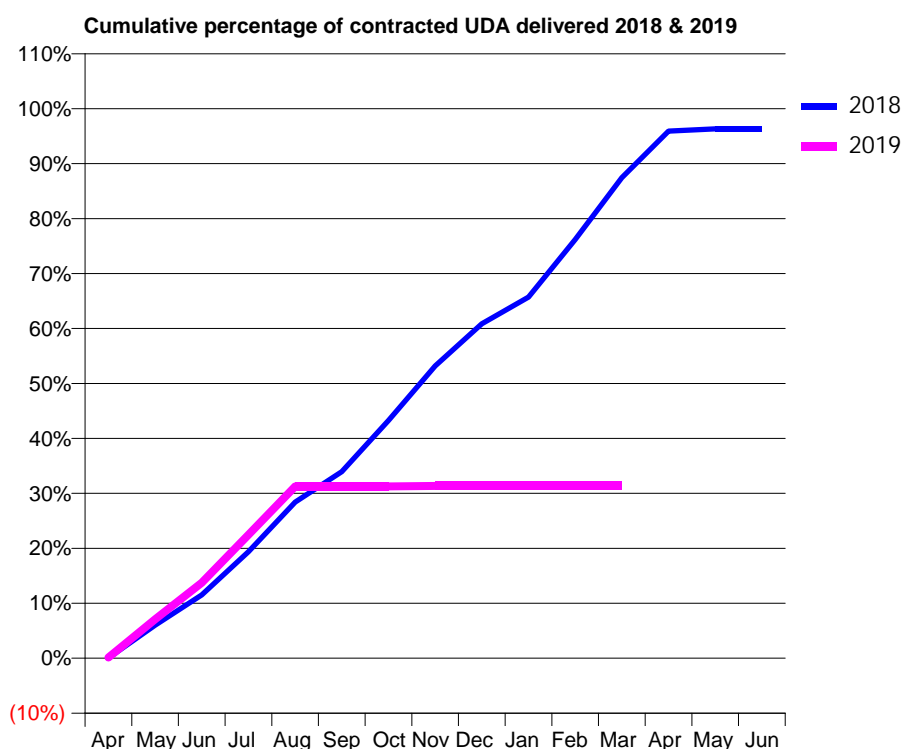
18/19 Contracted general activity (UDA)	7,566
Carry forward general activity (UDA)	278
18/19 Contracted orthodontic activity (UOA)	0
Carry forward orthodontic activity (UOA)	0
Baseline contract value	£184,548.72

ACCESS*

Patients seen in 24 months	Total	Change since previous quarter
Quarter ending March 2018	1,903	
Quarter ending June 2018	1,897	→
Quarter ending September 2018	1,640	↓
Quarter ending December 2018	1,293	↓
Quarter ending March 2019	764	↓
Variance since March 2018	(59.9%)	↓



ACTIVITY



Month	Adjusted Scheduled Activity (UDA)	
	2018	2019
April	5	11
May	455	536
June	872	1,040
July	1,466	1,700
August	2,150	2,365
September	2,568	2,365
October	3,272	2,365
November	4,024	2,371
December	4,604	2,371
January	4,973	2,371
February	5,764	2,371
March	6,616	2,371
April	7,257	
May	7,288	
June	7,288	

QUALITY

	Quantity	Base Number	Contract	AT	Region	England
% of FP17s for the same patient ID Re-attending within 3 months - Children	16	198	8.1%	10.7%	11.5%	11.8%
% of FP17s for the same patient ID Re-attending within 3 months - Adults	191	1,061	18.0%	14.1%	15.2%	15.7%
% of FP17s for the same patient ID Re-attending between 3 & 9 months - Children	107	198	54.0%	60.1%	60.2%	58.9%
% of FP17s for the same patient ID Re-attending between 3 & 9 months - Adults	578	1,061	54.5%	49.2%	51.8%	50.8%
% of FP17s for Band 1 Urgent Courses	115	1,105	10.4%	9.2%	8.1%	9.1%
% of FP17s Relating to Free Repair or Replacements	25	1,105	2.3%	0.7%	0.8%	0.8%
% of FP17s Relating to Continuations	36	1,105	3.3%	1.0%	0.9%	0.9%
% of Patients satisfied with the dentistry they have received	0	0	N/A	92.5%	92.7%	92.5%
% of Patients satisfied with the time they had to wait for an appointment	0	0	N/A	85.3%	87.4%	87.0%

* This is based on patients treated on this contract for their most recent course of treatment.

Figures in italics indicate the base number of FP17s or Patient Questionnaire responses are less than 100. N/A is shown where the base number of responses is less than 10 during the period. % is calculated as Quantity/Base number*100

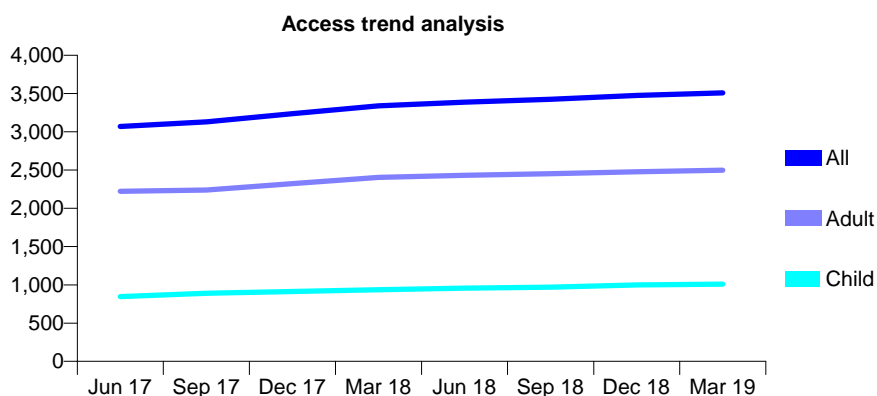
Q56 - Vital Signs At a Glance Contract Report for 105171/0001 - March 2019

Name or company name	Gentle Dental Practices Ltd
Contract type name	GDS Contract
Purpose of contract	General and Orthodontic
Contract start date	01/06/2010
Contract end date	

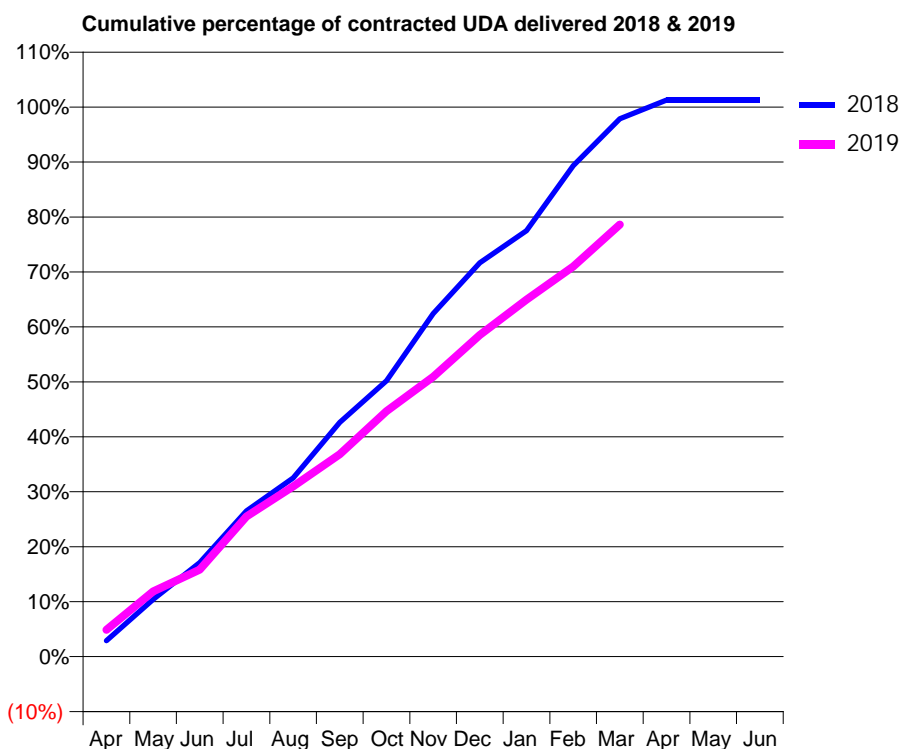
18/19 Contracted general activity (UDA)	14,735
Carry forward general activity (UDA)	0
18/19 Contracted orthodontic activity (UOA)	1,260
Carry forward orthodontic activity (UOA)	1
Baseline contract value	£444,079.46

ACCESS*

Patients seen in 24 months	Total	Change since previous quarter
Quarter ending March 2018	3,339	
Quarter ending June 2018	3,387	→
Quarter ending September 2018	3,424	→
Quarter ending December 2018	3,475	→
Quarter ending March 2019	3,509	→
Variance since March 2018	5.1%	↑



ACTIVITY



Month	Adjusted Scheduled Activity (UDA)	
	2018	2019
April	331	720
May	1,191	1,750
June	1,955	2,333
July	3,026	3,757
August	3,713	4,566
September	4,867	5,425
October	5,731	6,580
November	7,126	7,504
December	8,179	8,623
January	8,850	9,570
February	10,200	10,460
March	11,173	11,583
April	11,562	
May	11,562	
June	11,562	

QUALITY

	Quantity	Base Number	Contract	AT	Region	England
% of FP17s for the same patient ID Re-attending within 3 months - Children	175	1,831	9.6%	10.7%	11.5%	11.8%
% of FP17s for the same patient ID Re-attending within 3 months - Adults	550	3,688	14.9%	14.1%	15.2%	15.7%
% of FP17s for the same patient ID Re-attending between 3 & 9 months - Children	1,128	1,831	61.6%	60.1%	60.2%	58.9%
% of FP17s for the same patient ID Re-attending between 3 & 9 months - Adults	1,752	3,688	47.5%	49.2%	51.8%	50.8%
% of FP17s for Band 1 Urgent Courses	252	5,166	4.9%	9.2%	8.1%	9.1%
% of FP17s Relating to Free Repair or Replacements	40	5,166	0.8%	0.7%	0.8%	0.8%
% of FP17s Relating to Continuations	3	5,166	0.1%	1.0%	0.9%	0.9%
% of Patients satisfied with the dentistry they have received	5	5	N/A	92.5%	92.7%	92.5%
% of Patients satisfied with the time they had to wait for an appointment	4	5	N/A	85.3%	87.4%	87.0%

* This is based on patients treated on this contract for their most recent course of treatment. Figures in italics indicate the base number of FP17s or Patient Questionnaire responses are less than 100. N/A is shown where the base number of responses is less than 10 during the period. % is calculated as Quantity/Base number*100

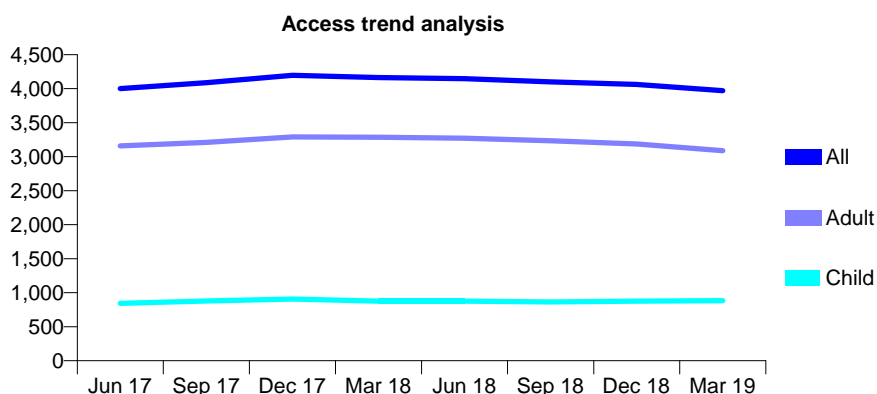
Q56 - Vital Signs At a Glance Contract Report for 105996/0001 - March 2019

Name or company name	Dr A Monzavi Tabrizi Dental Practice Limite
Contract type name	GDS Contract
Purpose of contract	General
Contract start date	01/07/2014
Contract end date	

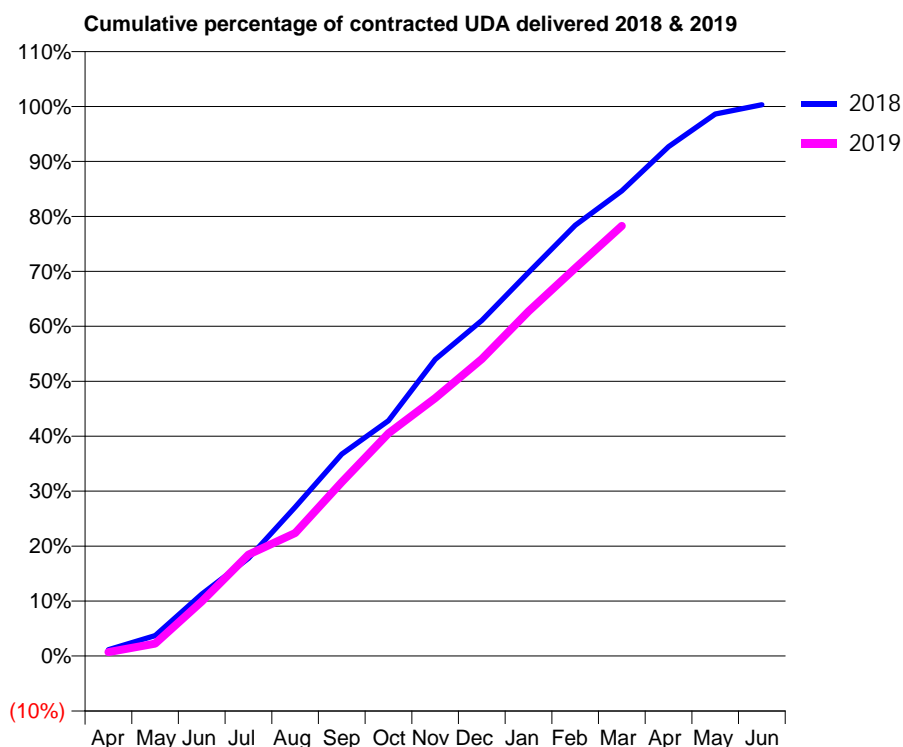
18/19 Contracted general activity (UDA)	12,090
Carry forward general activity (UDA)	-37
18/19 Contracted orthodontic activity (UOA)	0
Carry forward orthodontic activity (UOA)	0
Baseline contract value	£300,952.03

ACCESS*

Patients seen in 24 months	Total	Change since previous quarter
Quarter ending March 2018	4,163	
Quarter ending June 2018	4,146	→
Quarter ending September 2018	4,101	↓
Quarter ending December 2018	4,062	→
Quarter ending March 2019	3,972	↓
Variance since March 2018	(4.6%)	↓



ACTIVITY



Month	Adjusted Scheduled Activity (UDA)	
	2018	2019
April	139	88
May	450	274
June	1,359	1,198
July	2,150	2,232
August	3,277	2,706
September	4,444	3,824
October	5,176	4,899
November	6,525	5,673
December	7,384	6,532
January	8,438	7,583
February	9,476	8,533
March	10,234	9,463
April	11,206	
May	11,921	
June	12,127	

QUALITY

	Quantity	Base Number	Contract	AT	Region	England
% of FP17s for the same patient ID Re-attending within 3 months - Children	128	1,176	10.9%	10.7%	11.5%	11.8%
% of FP17s for the same patient ID Re-attending within 3 months - Adults	610	4,109	14.8%	14.1%	15.2%	15.7%
% of FP17s for the same patient ID Re-attending between 3 & 9 months - Children	530	1,176	45.1%	60.1%	60.2%	58.9%
% of FP17s for the same patient ID Re-attending between 3 & 9 months - Adults	2,148	4,109	52.3%	49.2%	51.8%	50.8%
% of FP17s for Band 1 Urgent Courses	656	4,439	14.8%	9.2%	8.1%	9.1%
% of FP17s Relating to Free Repair or Replacements	8	4,439	0.2%	0.7%	0.8%	0.8%
% of FP17s Relating to Continuations	9	4,439	0.2%	1.0%	0.9%	0.9%
% of Patients satisfied with the dentistry they have received	7	7	N/A	92.5%	92.7%	92.5%
% of Patients satisfied with the time they had to wait for an appointment	7	7	N/A	85.3%	87.4%	87.0%

* This is based on patients treated on this contract for their most recent course of treatment.

Figures in italics indicate the base number of FP17s or Patient Questionnaire responses are less than 100. N/A is shown where the base number of responses is less than 10 during the period. % is calculated as Quantity/Base number*100

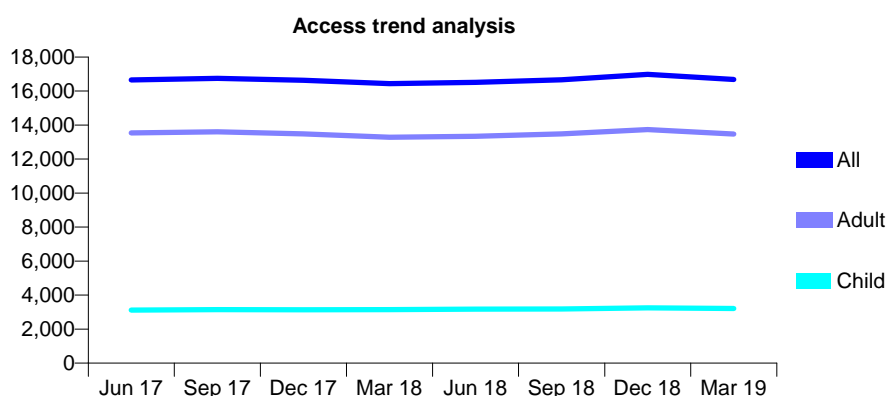
Q56 - Vital Signs At a Glance Contract Report for 106275/0001 - March 2019

Name or company name	Dr P Vaid, S Radia and S Shah
Contract type name	GDS Contract
Purpose of contract	General
Contract start date	01/04/2014
Contract end date	

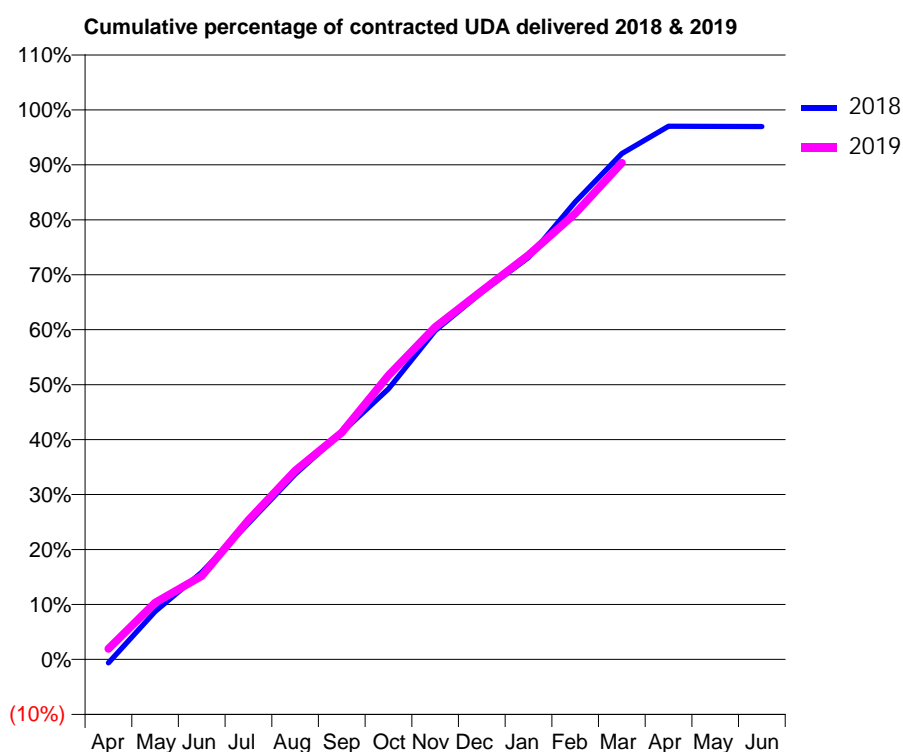
18/19 Contracted general activity (UDA)	47,200
Carry forward general activity (UDA)	1,433
18/19 Contracted orthodontic activity (UOA)	0
Carry forward orthodontic activity (UOA)	0
Baseline contract value	£1,030,837.46

ACCESS*

Patients seen in 24 months	Total	Change since previous quarter
Quarter ending March 2018	16,432	
Quarter ending June 2018	16,517	→
Quarter ending September 2018	16,664	→
Quarter ending December 2018	16,982	→
Quarter ending March 2019	16,680	↓
Variance since March 2018	1.5%	→



ACTIVITY



Month	Adjusted Scheduled Activity (UDA)	
	2018	2019
April	-302	907
May	4,113	4,876
June	7,491	7,163
July	11,687	11,963
August	15,917	16,212
September	19,502	19,489
October	23,239	24,389
November	28,242	28,536
December	31,535	31,650
January	34,528	34,735
February	39,295	38,300
March	43,434	42,654
April	45,798	
May	45,779	
June	45,767	

QUALITY

	Quantity	Base Number	Contract	AT	Region	England
% of FP17s for the same patient ID Re-attending within 3 months - Children	435	4,629	9.4%	10.7%	11.5%	11.8%
% of FP17s for the same patient ID Re-attending within 3 months - Adults	3,031	20,282	14.9%	14.1%	15.2%	15.7%
% of FP17s for the same patient ID Re-attending between 3 & 9 months - Children	2,679	4,629	57.9%	60.1%	60.2%	58.9%
% of FP17s for the same patient ID Re-attending between 3 & 9 months - Adults	11,843	20,282	58.4%	49.2%	51.8%	50.8%
% of FP17s for Band 1 Urgent Courses	2,661	23,230	11.5%	9.2%	8.1%	9.1%
% of FP17s Relating to Free Repair or Replacements	296	23,230	1.3%	0.7%	0.8%	0.8%
% of FP17s Relating to Continuations	137	23,230	0.6%	1.0%	0.9%	0.9%
% of Patients satisfied with the dentistry they have received	12	13	92.3%	92.5%	92.7%	92.5%
% of Patients satisfied with the time they had to wait for an appointment	11	13	84.6%	85.3%	87.4%	87.0%

* This is based on patients treated on this contract for their most recent course of treatment. Figures in italics indicate the base number of FP17s or Patient Questionnaire responses are less than 100. N/A is shown where the base number of responses is less than 10 during the period. % is calculated as Quantity/Base number*100

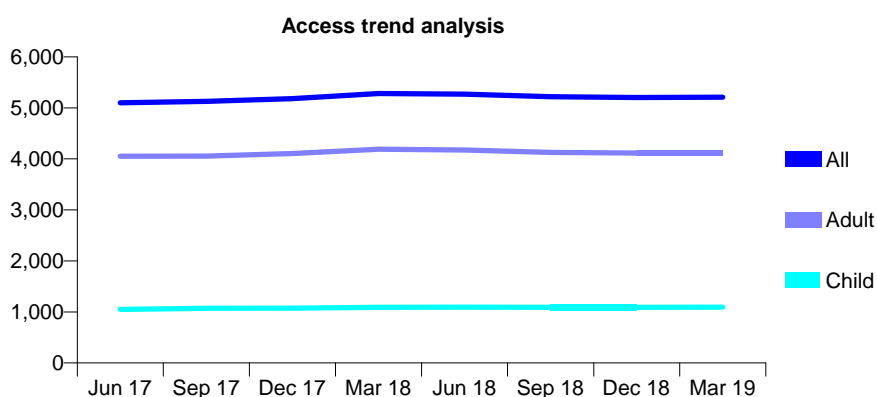
Q56 - Vital Signs At a Glance Contract Report for 106941/0001 - March 2019

Name or company name	Perfect Smile Clinic Limited
Contract type name	GDS Contract
Purpose of contract	General
Contract start date	01/03/2014
Contract end date	

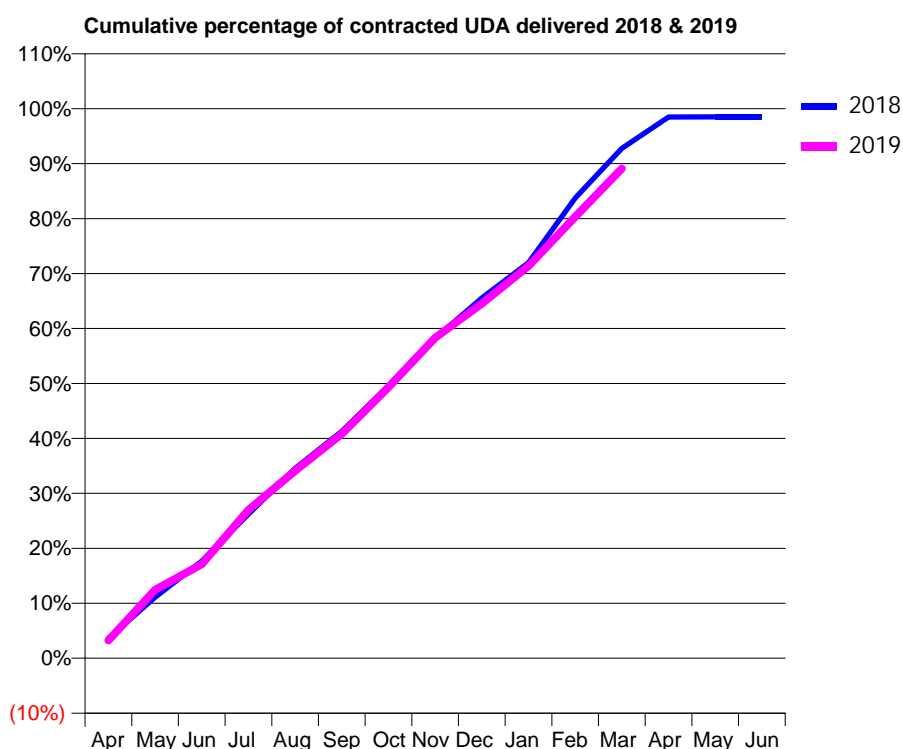
18/19 Contracted general activity (UDA)	17,380
Carry forward general activity (UDA)	260
18/19 Contracted orthodontic activity (UOA)	0
Carry forward orthodontic activity (UOA)	0
Baseline contract value	£412,074.75

ACCESS*

Patients seen in 24 months	Total	Change since previous quarter
Quarter ending March 2018	5,282	
Quarter ending June 2018	5,270	→
Quarter ending September 2018	5,219	→
Quarter ending December 2018	5,203	→
Quarter ending March 2019	5,208	→
Variance since March 2018	(1.4%)	↓



ACTIVITY



Month	Adjusted Scheduled Activity (UDA)	
	2018	2019
April	630	564
May	1,929	2,166
June	3,069	2,976
July	4,559	4,686
August	6,004	5,932
September	7,175	7,092
October	8,621	8,574
November	10,120	10,137
December	11,389	11,212
January	12,505	12,401
February	14,551	13,963
March	16,122	15,484
April	17,117	
May	17,120	
June	17,120	

QUALITY

	Quantity	Base Number	Contract	AT	Region	England
% of FP17s for the same patient ID Re-attending within 3 months - Children	142	1,670	8.5%	10.7%	11.5%	11.8%
% of FP17s for the same patient ID Re-attending within 3 months - Adults	897	6,127	14.6%	14.1%	15.2%	15.7%
% of FP17s for the same patient ID Re-attending between 3 & 9 months - Children	1,090	1,670	65.3%	60.1%	60.2%	58.9%
% of FP17s for the same patient ID Re-attending between 3 & 9 months - Adults	3,809	6,127	62.2%	49.2%	51.8%	50.8%
% of FP17s for Band 1 Urgent Courses	631	7,468	8.4%	9.2%	8.1%	9.1%
% of FP17s Relating to Free Repair or Replacements	44	7,468	0.6%	0.7%	0.8%	0.8%
% of FP17s Relating to Continuations	39	7,468	0.5%	1.0%	0.9%	0.9%
% of Patients satisfied with the dentistry they have received	2	3	N/A	92.5%	92.7%	92.5%
% of Patients satisfied with the time they had to wait for an appointment	3	3	N/A	85.3%	87.4%	87.0%

* This is based on patients treated on this contract for their most recent course of treatment. Figures in italics indicate the base number of FP17s or Patient Questionnaire responses are less than 100. N/A is shown where the base number of responses is less than 10 during the period. % is calculated as Quantity/Base number*100

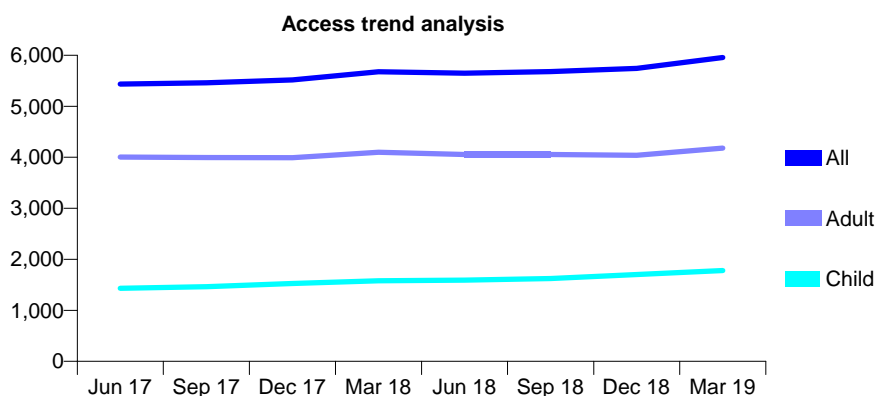
Q56 - Vital Signs At a Glance Contract Report for 109142/0001 - March 2019

Name or company name	Littleport Dental Practice
Contract type name	GDS Contract
Purpose of contract	General
Contract start date	02/07/2012
Contract end date	

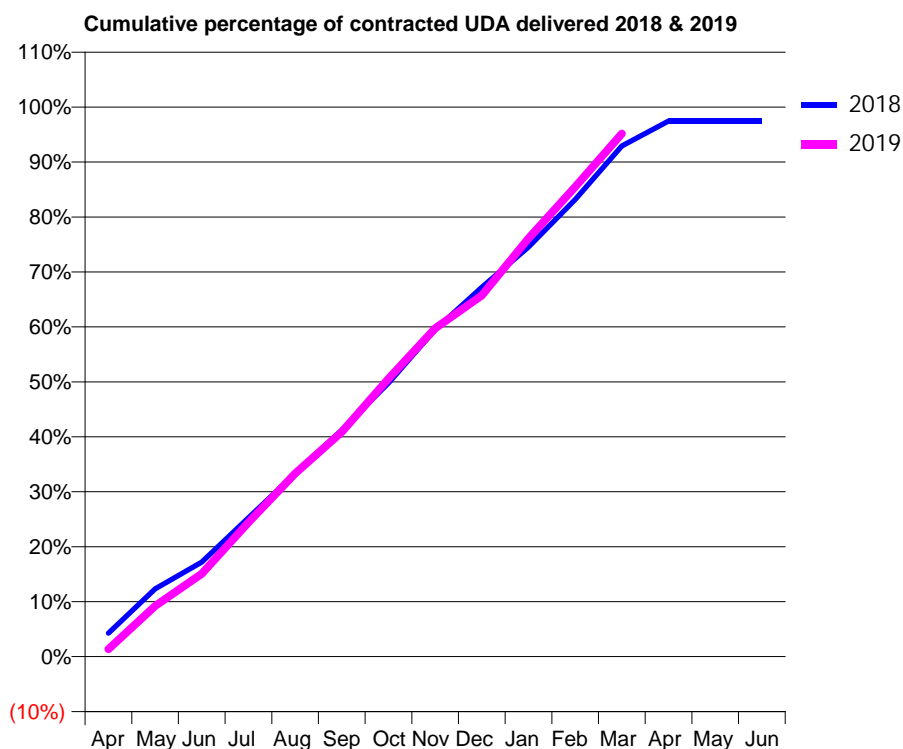
18/19 Contracted general activity (UDA)	14,288
Carry forward general activity (UDA)	364
18/19 Contracted orthodontic activity (UOA)	0
Carry forward orthodontic activity (UOA)	0
Baseline contract value	£367,902.01

ACCESS*

Patients seen in 24 months	Total	Change since previous quarter
Quarter ending March 2018	5,678	
Quarter ending June 2018	5,649	→
Quarter ending September 2018	5,679	→
Quarter ending December 2018	5,742	→
Quarter ending March 2019	5,957	↑
Variance since March 2018	4.9%	↑



ACTIVITY



Month	Adjusted Scheduled Activity (UDA)	
	2018	2019
April	610	196
May	1,763	1,319
June	2,457	2,154
July	3,611	3,491
August	4,760	4,763
September	5,888	5,840
October	7,113	7,223
November	8,505	8,538
December	9,603	9,390
January	10,649	10,876
February	11,884	12,212
March	13,273	13,597
April	13,922	
May	13,924	
June	13,924	

QUALITY

	Quantity	Base Number	Contract	AT	Region	England
% of FP17s for the same patient ID Re-attending within 3 months - Children	273	3,054	8.9%	10.7%	11.5%	11.8%
% of FP17s for the same patient ID Re-attending within 3 months - Adults	926	6,289	14.7%	14.1%	15.2%	15.7%
% of FP17s for the same patient ID Re-attending between 3 & 9 months - Children	2,021	3,054	66.2%	60.1%	60.2%	58.9%
% of FP17s for the same patient ID Re-attending between 3 & 9 months - Adults	3,511	6,289	55.8%	49.2%	51.8%	50.8%
% of FP17s for Band 1 Urgent Courses	650	8,343	7.8%	9.2%	8.1%	9.1%
% of FP17s Relating to Free Repair or Replacements	38	8,343	0.5%	0.7%	0.8%	0.8%
% of FP17s Relating to Continuations	50	8,343	0.6%	1.0%	0.9%	0.9%
% of Patients satisfied with the dentistry they have received	3	3	N/A	92.5%	92.7%	92.5%
% of Patients satisfied with the time they had to wait for an appointment	3	3	N/A	85.3%	87.4%	87.0%

* This is based on patients treated on this contract for their most recent course of treatment. Figures in italics indicate the base number of FP17s or Patient Questionnaire responses are less than 100. N/A is shown where the base number of responses is less than 10 during the period. % is calculated as Quantity/Base number*100

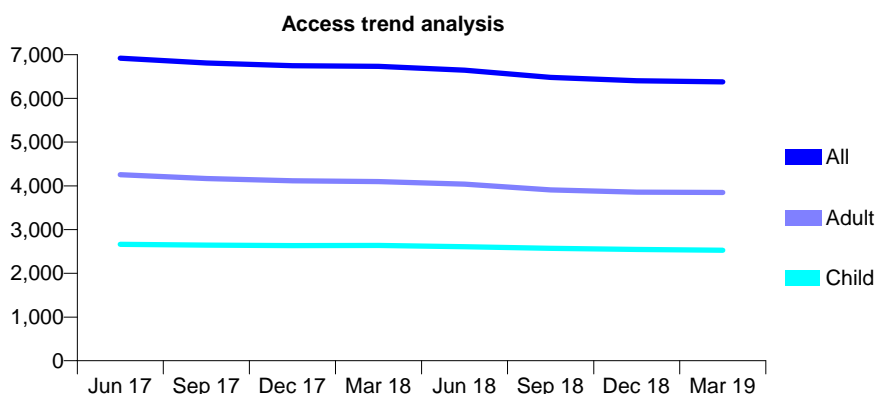
Q56 - Vital Signs At a Glance Contract Report for 109487/0001 - March 2019

Name or company name	Cambourne Dental Practice
Contract type name	GDS Contract
Purpose of contract	General
Contract start date	08/04/2011
Contract end date	

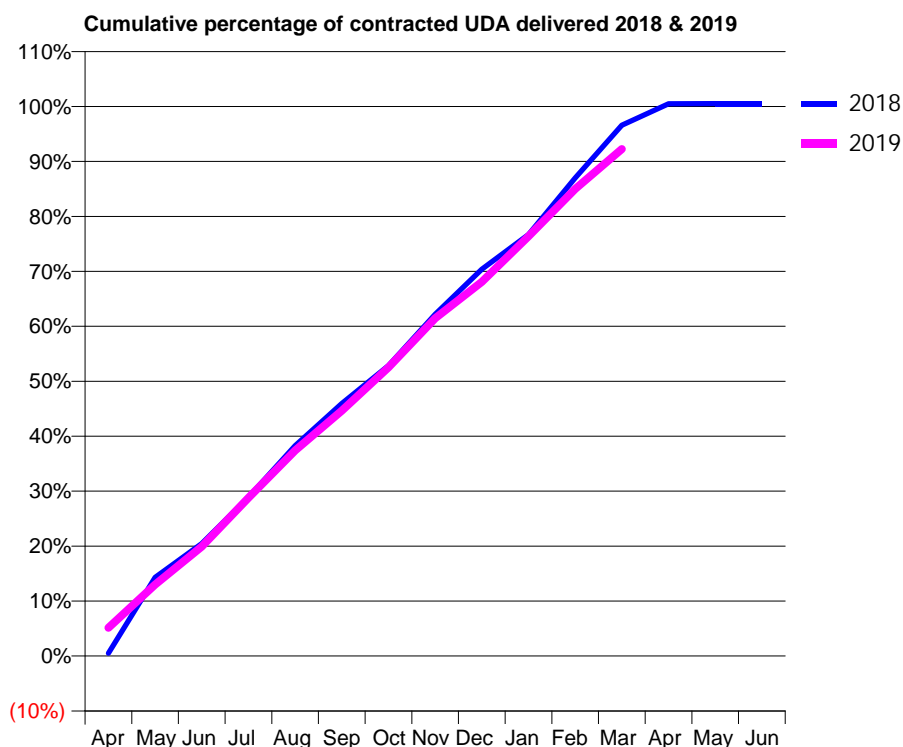
18/19 Contracted general activity (UDA)	17,913
Carry forward general activity (UDA)	-95
18/19 Contracted orthodontic activity (UOA)	0
Carry forward orthodontic activity (UOA)	0
Baseline contract value	£539,445.39

ACCESS*

Patients seen in 24 months	Total	Change since previous quarter
Quarter ending March 2018	6,734	
Quarter ending June 2018	6,646	↓
Quarter ending September 2018	6,480	↓
Quarter ending December 2018	6,403	↓
Quarter ending March 2019	6,375	→
Variance since March 2018	(5.3%)	↓



ACTIVITY



Month	Adjusted Scheduled Activity (UDA)	
	2018	2019
April	94	922
May	2,562	2,328
June	3,668	3,568
July	5,179	5,158
August	6,857	6,701
September	8,231	7,995
October	9,464	9,411
November	11,141	11,010
December	12,610	12,196
January	13,740	13,681
February	15,584	15,224
March	17,301	16,524
April	18,000	
May	18,008	
June	18,008	

QUALITY

	Quantity	Base Number	Contract	AT	Region	England
% of FP17s for the same patient ID Re-attending within 3 months - Children	243	4,272	5.7%	10.7%	11.5%	11.8%
% of FP17s for the same patient ID Re-attending within 3 months - Adults	615	5,879	10.5%	14.1%	15.2%	15.7%
% of FP17s for the same patient ID Re-attending between 3 & 9 months - Children	3,135	4,272	73.4%	60.1%	60.2%	58.9%
% of FP17s for the same patient ID Re-attending between 3 & 9 months - Adults	4,065	5,879	69.1%	49.2%	51.8%	50.8%
% of FP17s for Band 1 Urgent Courses	576	9,763	5.9%	9.2%	8.1%	9.1%
% of FP17s Relating to Free Repair or Replacements	48	9,763	0.5%	0.7%	0.8%	0.8%
% of FP17s Relating to Continuations	90	9,763	0.9%	1.0%	0.9%	0.9%
% of Patients satisfied with the dentistry they have received	2	2	N/A	92.5%	92.7%	92.5%
% of Patients satisfied with the time they had to wait for an appointment	2	2	N/A	85.3%	87.4%	87.0%

* This is based on patients treated on this contract for their most recent course of treatment. Figures in italics indicate the base number of FP17s or Patient Questionnaire responses are less than 100. N/A is shown where the base number of responses is less than 10 during the period. % is calculated as Quantity/Base number*100

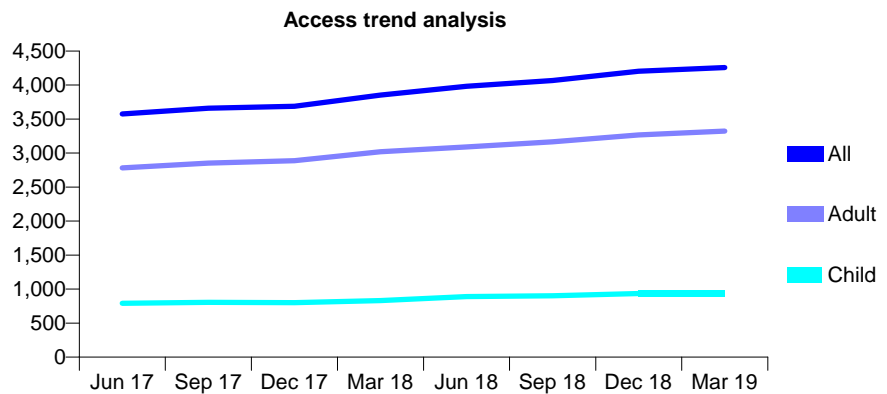
Q56 - Vital Signs At a Glance Contract Report for 110655/0001 - March 2019

Name or company name	The Toothplace Dental Surgery
Contract type name	GDS Contract
Purpose of contract	General
Contract start date	01/09/2010
Contract end date	

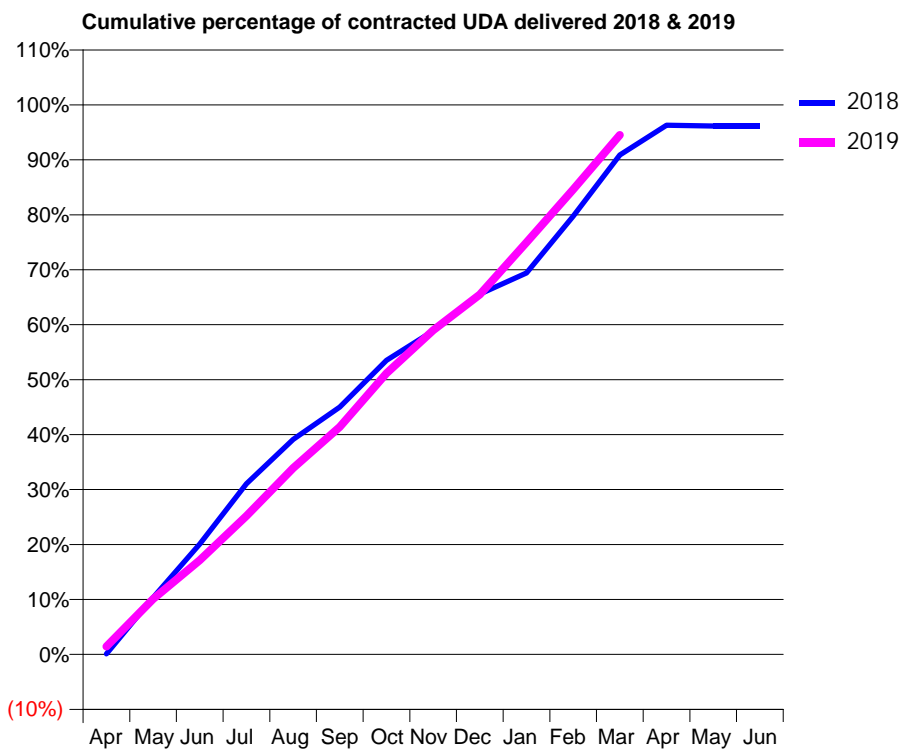
18/19 Contracted general activity (UDA)	13,533
Carry forward general activity (UDA)	520
18/19 Contracted orthodontic activity (UOA)	0
Carry forward orthodontic activity (UOA)	0
Baseline contract value	£347,865.53

ACCESS*

Patients seen in 24 months	Total	Change since previous quarter
Quarter ending March 2018	3,852	
Quarter ending June 2018	3,983	↑
Quarter ending September 2018	4,068	↑
Quarter ending December 2018	4,202	↑
Quarter ending March 2019	4,257	→
Variance since March 2018	10.5%	↑



ACTIVITY



Month	2018	2019
April	16	197
May	1,402	1,363
June	2,717	2,321
July	4,201	3,409
August	5,296	4,591
September	6,089	5,600
October	7,243	6,925
November	7,968	7,981
December	8,872	8,863
January	9,393	10,146
February	10,793	11,451
March	12,298	12,791
April	13,031	
May	13,013	
June	13,013	

QUALITY

	Quantity	Base Number	Contract	AT	Region	England
% of FP17s for the same patient ID Re-attending within 3 months - Children	89	1,385	6.4%	10.7%	11.5%	11.8%
% of FP17s for the same patient ID Re-attending within 3 months - Adults	463	4,653	10.0%	14.1%	15.2%	15.7%
% of FP17s for the same patient ID Re-attending between 3 & 9 months - Children	832	1,385	60.1%	60.1%	60.2%	58.9%
% of FP17s for the same patient ID Re-attending between 3 & 9 months - Adults	2,607	4,653	56.0%	49.2%	51.8%	50.8%
% of FP17s for Band 1 Urgent Courses	251	5,819	4.3%	9.2%	8.1%	9.1%
% of FP17s Relating to Free Repair or Replacements	39	5,819	0.7%	0.7%	0.8%	0.8%
% of FP17s Relating to Continuations	4	5,819	0.1%	1.0%	0.9%	0.9%
% of Patients satisfied with the dentistry they have received	2	2	N/A	92.5%	92.7%	92.5%
% of Patients satisfied with the time they had to wait for an appointment	1	2	N/A	85.3%	87.4%	87.0%

* This is based on patients treated on this contract for their most recent course of treatment. Figures in italics indicate the base number of FP17s or Patient Questionnaire responses are less than 100. N/A is shown where the base number of responses is less than 10 during the period. % is calculated as Quantity/Base number*100

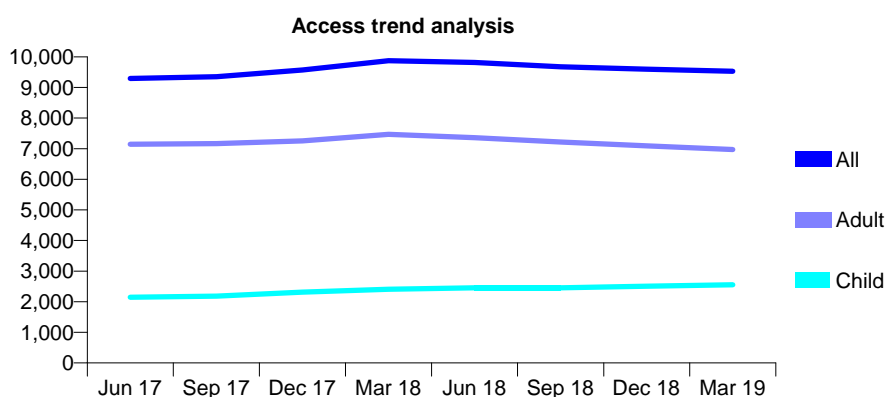
Q56 - Vital Signs At a Glance Contract Report for 110817/0001 - March 2019

Name or company name	1A Group Dental Practice Partnership
Contract type name	GDS Contract
Purpose of contract	General
Contract start date	01/04/2009
Contract end date	

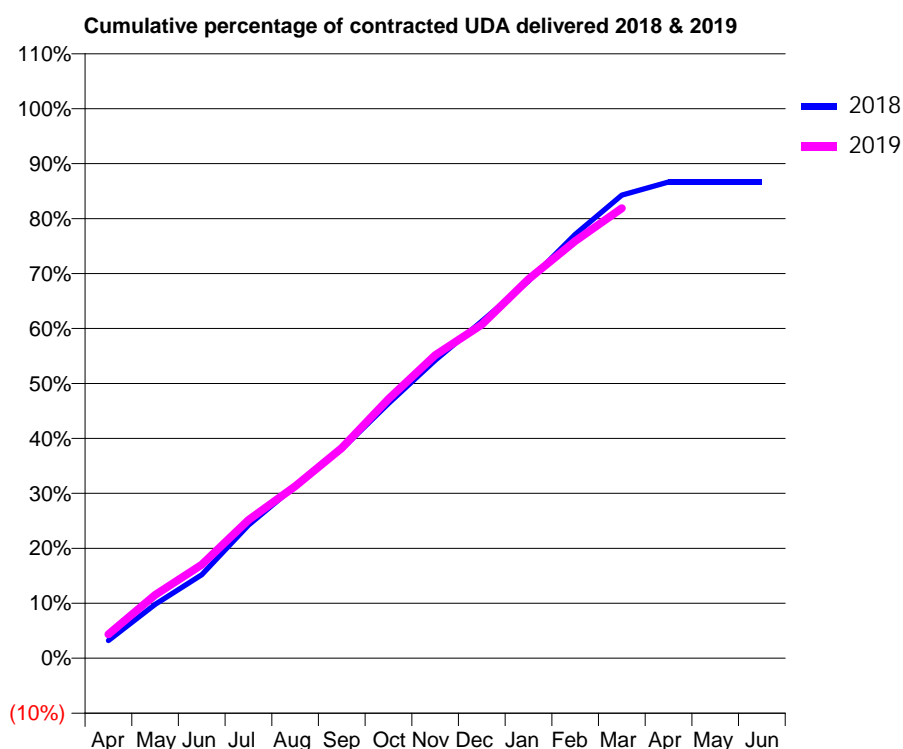
18/19 Contracted general activity (UDA)	27,000
Carry forward general activity (UDA)	0
18/19 Contracted orthodontic activity (UOA)	0
Carry forward orthodontic activity (UOA)	0
Baseline contract value	£641,908.74

ACCESS*

Patients seen in 24 months	Total	Change since previous quarter
Quarter ending March 2018	9,877	
Quarter ending June 2018	9,814	→
Quarter ending September 2018	9,674	↓
Quarter ending December 2018	9,599	→
Quarter ending March 2019	9,533	→
Variance since March 2018	(3.5%)	↓



ACTIVITY



Month	Adjusted Scheduled Activity (UDA)	
	2018	2019
April	890	1,176
May	2,711	3,109
June	4,191	4,594
July	6,683	6,793
August	8,645	8,446
September	10,509	10,331
October	12,797	12,736
November	14,966	14,890
December	16,923	16,388
January	18,946	18,624
February	21,292	20,488
March	23,263	22,109
April	23,918	
May	23,916	
June	23,916	

QUALITY

	Quantity	Base Number	Contract	AT	Region	England
% of FP17s for the same patient ID Re-attending within 3 months - Children	180	3,958	4.5%	10.7%	11.5%	11.8%
% of FP17s for the same patient ID Re-attending within 3 months - Adults	1,024	9,748	10.5%	14.1%	15.2%	15.7%
% of FP17s for the same patient ID Re-attending between 3 & 9 months - Children	2,619	3,958	66.2%	60.1%	60.2%	58.9%
% of FP17s for the same patient ID Re-attending between 3 & 9 months - Adults	4,795	9,748	49.2%	49.2%	51.8%	50.8%
% of FP17s for Band 1 Urgent Courses	855	13,298	6.4%	9.2%	8.1%	9.1%
% of FP17s Relating to Free Repair or Replacements	98	13,298	0.7%	0.7%	0.8%	0.8%
% of FP17s Relating to Continuations	114	13,298	0.9%	1.0%	0.9%	0.9%
% of Patients satisfied with the dentistry they have received	2	2	N/A	92.5%	92.7%	92.5%
% of Patients satisfied with the time they had to wait for an appointment	2	2	N/A	85.3%	87.4%	87.0%

* This is based on patients treated on this contract for their most recent course of treatment.

Figures in italics indicate the base number of FP17s or Patient Questionnaire responses are less than 100. N/A is shown where the base number of responses is less than 10 during the period. % is calculated as Quantity/Base number*100

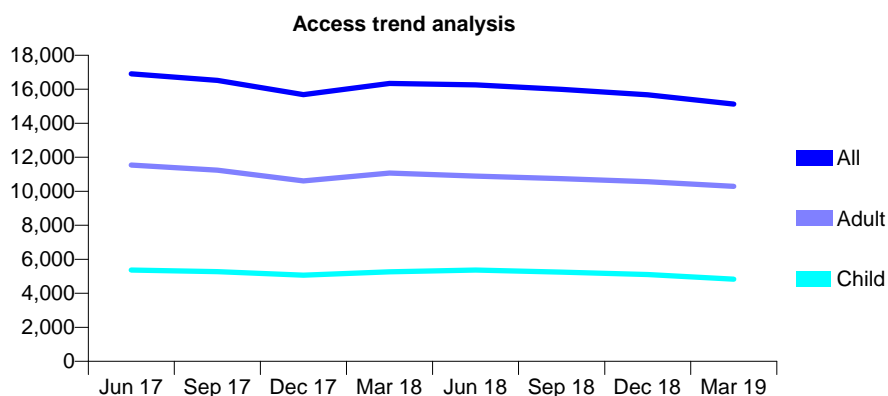
Q56 - Vital Signs At a Glance Contract Report for 110817/0002 - March 2019

Name or company name	1A Group Dental Practice Partnership
Contract type name	GDS Contract
Purpose of contract	General
Contract start date	01/04/2009
Contract end date	

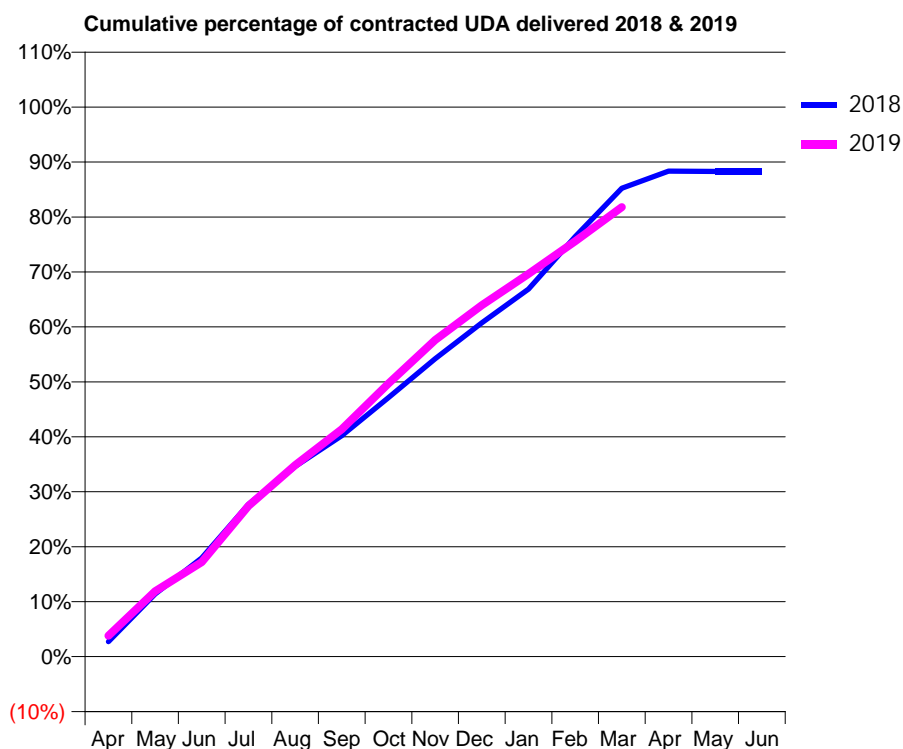
18/19 Contracted general activity (UDA)	50,000
Carry forward general activity (UDA)	0
18/19 Contracted orthodontic activity (UOA)	0
Carry forward orthodontic activity (UOA)	0
Baseline contract value	£1,340,701.64

ACCESS*

Patients seen in 24 months	Total	Change since previous quarter
Quarter ending March 2018	16,339	
Quarter ending June 2018	16,255	→
Quarter ending September 2018	15,993	↓
Quarter ending December 2018	15,671	↓
Quarter ending March 2019	15,129	↓
Variance since March 2018	(7.4%)	↓



ACTIVITY



Month	Adjusted Scheduled Activity (UDA)	
	2018	2019
April	1,372	1,900
May	5,721	5,950
June	9,016	8,599
July	13,896	13,705
August	17,367	17,420
September	20,167	20,676
October	23,656	24,839
November	27,193	28,815
December	30,476	31,964
January	33,563	34,829
February	38,346	37,786
March	42,770	40,895
April	44,332	
May	44,309	
June	44,309	

QUALITY

	Quantity	Base Number	Contract	AT	Region	England
% of FP17s for the same patient ID Re-attending within 3 months - Children	381	6,311	6.0%	10.7%	11.5%	11.8%
% of FP17s for the same patient ID Re-attending within 3 months - Adults	1,371	12,092	11.3%	14.1%	15.2%	15.7%
% of FP17s for the same patient ID Re-attending between 3 & 9 months - Children	3,484	6,311	55.2%	60.1%	60.2%	58.9%
% of FP17s for the same patient ID Re-attending between 3 & 9 months - Adults	5,824	12,092	48.2%	49.2%	51.8%	50.8%
% of FP17s for Band 1 Urgent Courses	1,245	17,756	7.0%	9.2%	8.1%	9.1%
% of FP17s Relating to Free Repair or Replacements	53	17,756	0.3%	0.7%	0.8%	0.8%
% of FP17s Relating to Continuations	241	17,756	1.4%	1.0%	0.9%	0.9%
% of Patients satisfied with the dentistry they have received	12	13	92.3%	92.5%	92.7%	92.5%
% of Patients satisfied with the time they had to wait for an appointment	10	13	76.9%	85.3%	87.4%	87.0%

* This is based on patients treated on this contract for their most recent course of treatment. Figures in italics indicate the base number of FP17s or Patient Questionnaire responses are less than 100. N/A is shown where the base number of responses is less than 10 during the period. % is calculated as Quantity/Base number*100

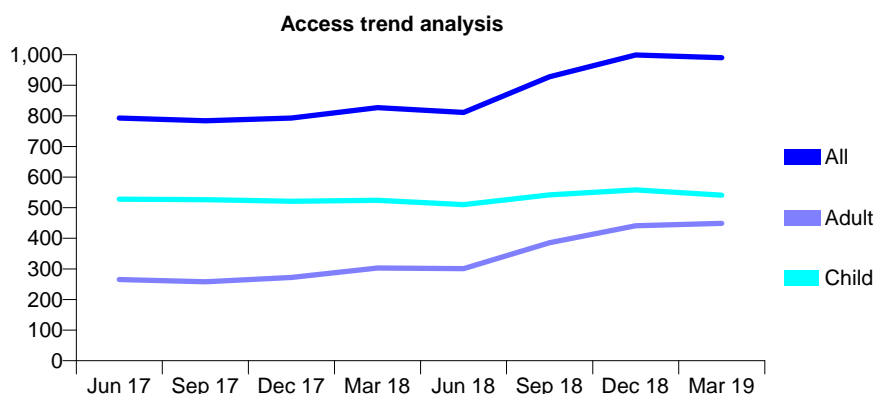
Q56 - Vital Signs At a Glance Contract Report for 112720/0001 - March 2019

Name or company name	Golden Triangle Practice LLP
Contract type name	GDS Contract
Purpose of contract	General
Contract start date	01/04/2008
Contract end date	

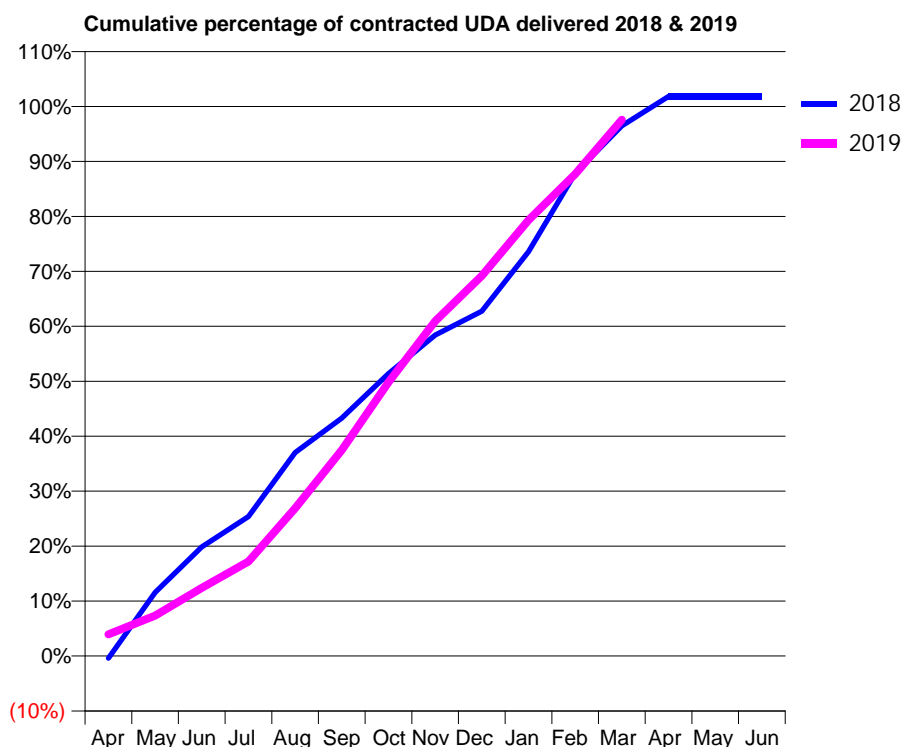
18/19 Contracted general activity (UDA)	2,303
Carry forward general activity (UDA)	-42
18/19 Contracted orthodontic activity (UOA)	0
Carry forward orthodontic activity (UOA)	0
Baseline contract value	£65,725.85

ACCESS*

Patients seen in 24 months	Total	Change since previous quarter
Quarter ending March 2018	827	
Quarter ending June 2018	811	↓
Quarter ending September 2018	928	↑
Quarter ending December 2018	999	↑
Quarter ending March 2019	990	→
Variance since March 2018	19.7%	↑



ACTIVITY



Month	Adjusted Scheduled Activity (UDA)	
	2018	2019
April	-10	91
May	267	170
June	457	285
July	585	396
August	853	619
September	997	862
October	1,184	1,147
November	1,345	1,404
December	1,445	1,593
January	1,694	1,827
February	2,023	2,019
March	2,222	2,247
April	2,345	
May	2,345	
June	2,345	

QUALITY

	Quantity	Base Number	Contract	AT	Region	England
% of FP17s for the same patient ID Re-attending within 3 months - Children	54	779	6.9%	10.7%	11.5%	11.8%
% of FP17s for the same patient ID Re-attending within 3 months - Adults	75	506	14.8%	14.1%	15.2%	15.7%
% of FP17s for the same patient ID Re-attending between 3 & 9 months - Children	461	779	59.2%	60.1%	60.2%	58.9%
% of FP17s for the same patient ID Re-attending between 3 & 9 months - Adults	117	506	23.1%	49.2%	51.8%	50.8%
% of FP17s for Band 1 Urgent Courses	119	1,223	9.7%	9.2%	8.1%	9.1%
% of FP17s Relating to Free Repair or Replacements	0	1,223	0.0%	0.7%	0.8%	0.8%
% of FP17s Relating to Continuations	21	1,223	1.7%	1.0%	0.9%	0.9%
% of Patients satisfied with the dentistry they have received	2	2	N/A	92.5%	92.7%	92.5%
% of Patients satisfied with the time they had to wait for an appointment	2	2	N/A	85.3%	87.4%	87.0%

* This is based on patients treated on this contract for their most recent course of treatment. Figures in italics indicate the base number of FP17s or Patient Questionnaire responses are less than 100. N/A is shown where the base number of responses is less than 10 during the period. % is calculated as Quantity/Base number*100

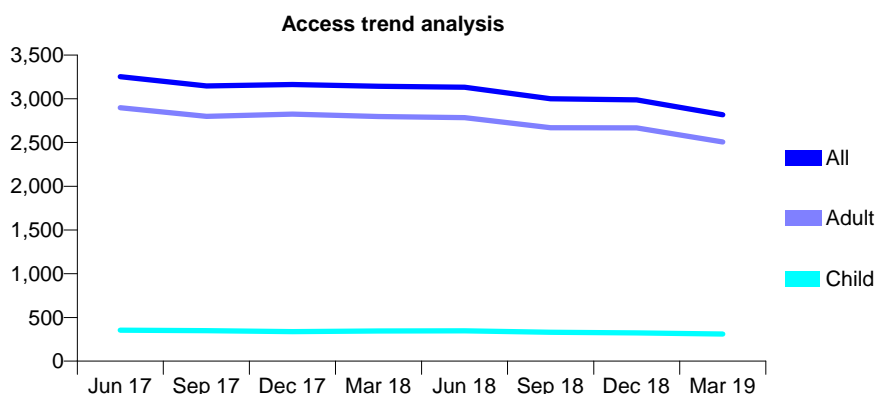
Q56 - Vital Signs At a Glance Contract Report for 117455/0001 - March 2019

Name or company name	UEA Dentists
Contract type name	GDS Contract
Purpose of contract	General
Contract start date	01/03/2012
Contract end date	

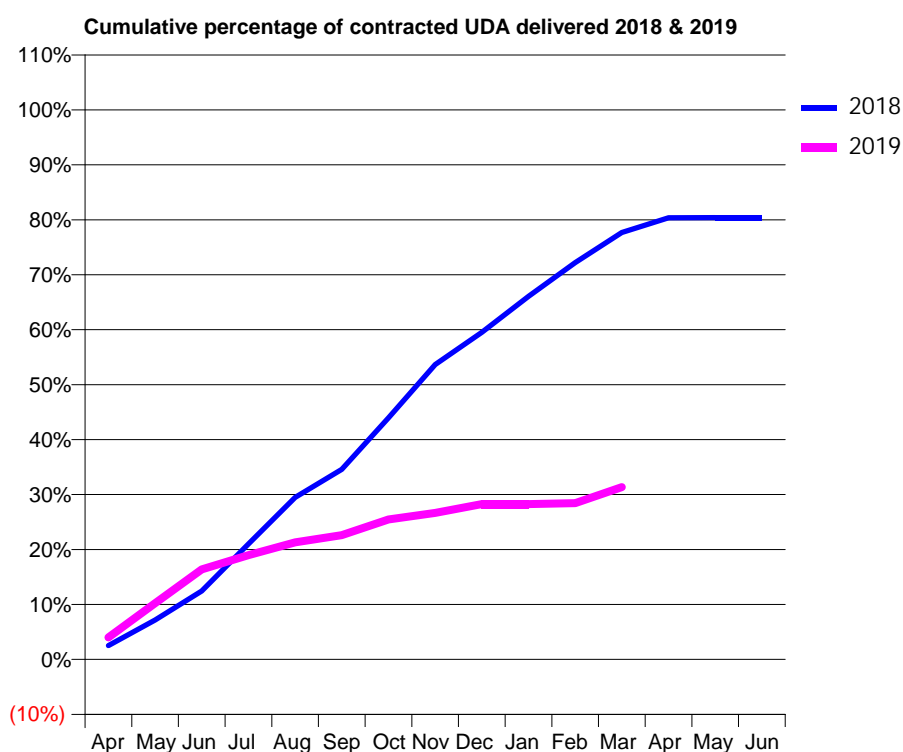
18/19 Contracted general activity (UDA)	8,680
Carry forward general activity (UDA)	0
18/19 Contracted orthodontic activity (UOA)	0
Carry forward orthodontic activity (UOA)	0
Baseline contract value	£262,283.43

ACCESS*

Patients seen in 24 months	Total	Change since previous quarter
Quarter ending March 2018	3,144	
Quarter ending June 2018	3,131	→
Quarter ending September 2018	3,000	↓
Quarter ending December 2018	2,989	→
Quarter ending March 2019	2,817	↓
Variance since March 2018	(10.4%)	↓



ACTIVITY



Month	2018	2019
April	219	348
May	623	889
June	1,082	1,424
July	1,824	1,646
August	2,561	1,850
September	3,002	1,964
October	3,815	2,211
November	4,659	2,315
December	5,165	2,453
January	5,735	2,453
February	6,268	2,468
March	6,743	2,721
April	6,975	
May	6,977	
June	6,977	

QUALITY

	Quantity	Base Number	Contract	AT	Region	England
% of FP17s for the same patient ID Re-attending within 3 months - Children	15	274	5.5%	10.7%	11.5%	11.8%
% of FP17s for the same patient ID Re-attending within 3 months - Adults	245	1,835	13.4%	14.1%	15.2%	15.7%
% of FP17s for the same patient ID Re-attending between 3 & 9 months - Children	154	274	56.2%	60.1%	60.2%	58.9%
% of FP17s for the same patient ID Re-attending between 3 & 9 months - Adults	582	1,835	31.7%	49.2%	51.8%	50.8%
% of FP17s for Band 1 Urgent Courses	386	1,936	19.9%	9.2%	8.1%	9.1%
% of FP17s Relating to Free Repair or Replacements	2	1,936	0.1%	0.7%	0.8%	0.8%
% of FP17s Relating to Continuations	11	1,936	0.6%	1.0%	0.9%	0.9%
% of Patients satisfied with the dentistry they have received	0	0	N/A	92.5%	92.7%	92.5%
% of Patients satisfied with the time they had to wait for an appointment	0	0	N/A	85.3%	87.4%	87.0%

* This is based on patients treated on this contract for their most recent course of treatment. Figures in italics indicate the base number of FP17s or Patient Questionnaire responses are less than 100. N/A is shown where the base number of responses is less than 10 during the period. % is calculated as Quantity/Base number*100

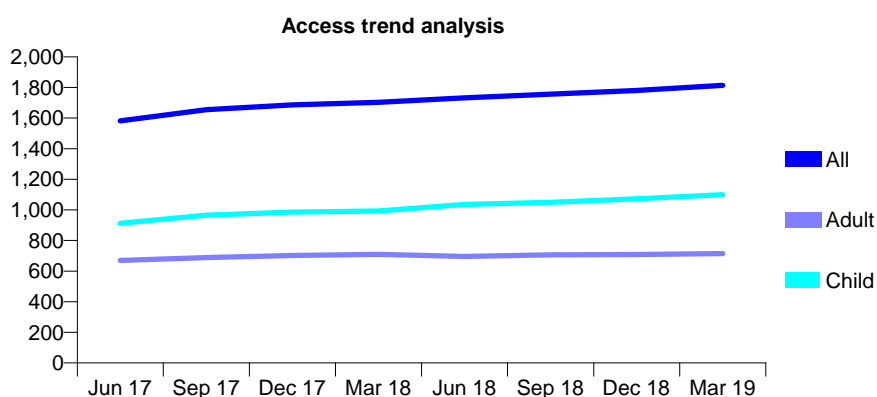
Q56 - Vital Signs At a Glance Contract Report for 117501/0001 - March 2019

Name or company name	The High Street Dental Practice
Contract type name	GDS Contract
Purpose of contract	General
Contract start date	01/10/2010
Contract end date	

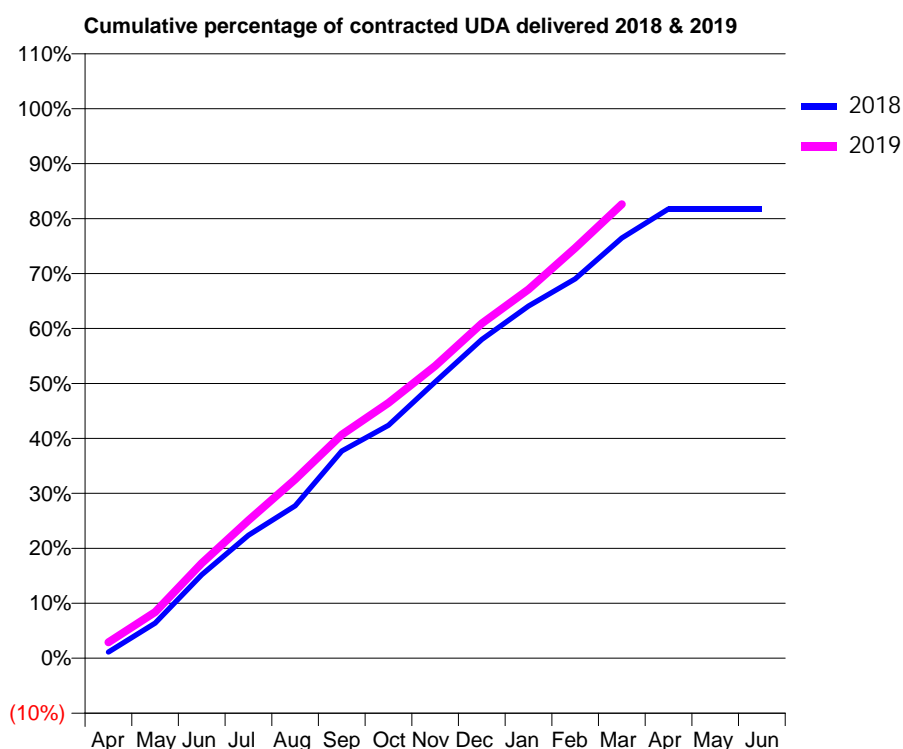
18/19 Contracted general activity (UDA)	4,321
Carry forward general activity (UDA)	0
18/19 Contracted orthodontic activity (UOA)	0
Carry forward orthodontic activity (UOA)	0
Baseline contract value	£97,044.48

ACCESS*

Patients seen in 24 months	Total	Change since previous quarter
Quarter ending March 2018	1,703	
Quarter ending June 2018	1,732	→
Quarter ending September 2018	1,756	→
Quarter ending December 2018	1,780	→
Quarter ending March 2019	1,814	→
Variance since March 2018	6.5%	↑



ACTIVITY



Adjusted Scheduled Activity (UDA)		
Month	2018	2019
April	48	125
May	276	364
June	657	747
July	967	1,084
August	1,199	1,407
September	1,629	1,757
October	1,832	2,008
November	2,173	2,298
December	2,505	2,633
January	2,769	2,900
February	2,982	3,226
March	3,304	3,569
April	3,533	
May	3,533	
June	3,533	

QUALITY

	Quantity	Base Number	Contract	AT	Region	England
% of FP17s for the same patient ID Re-attending within 3 months - Children	92	1,753	5.2%	10.7%	11.5%	11.8%
% of FP17s for the same patient ID Re-attending within 3 months - Adults	93	748	12.4%	14.1%	15.2%	15.7%
% of FP17s for the same patient ID Re-attending between 3 & 9 months - Children	1,150	1,753	65.6%	60.1%	60.2%	58.9%
% of FP17s for the same patient ID Re-attending between 3 & 9 months - Adults	319	748	42.6%	49.2%	51.8%	50.8%
% of FP17s for Band 1 Urgent Courses	86	2,356	3.7%	9.2%	8.1%	9.1%
% of FP17s Relating to Free Repair or Replacements	0	2,356	0.0%	0.7%	0.8%	0.8%
% of FP17s Relating to Continuations	43	2,356	1.8%	1.0%	0.9%	0.9%
% of Patients satisfied with the dentistry they have received	0	0	N/A	92.5%	92.7%	92.5%
% of Patients satisfied with the time they had to wait for an appointment	0	0	N/A	85.3%	87.4%	87.0%

* This is based on patients treated on this contract for their most recent course of treatment.

Figures in italics indicate the base number of FP17s or Patient Questionnaire responses are less than 100. N/A is shown where the base number of responses is less than 10 during the period. % is calculated as Quantity/Base number*100

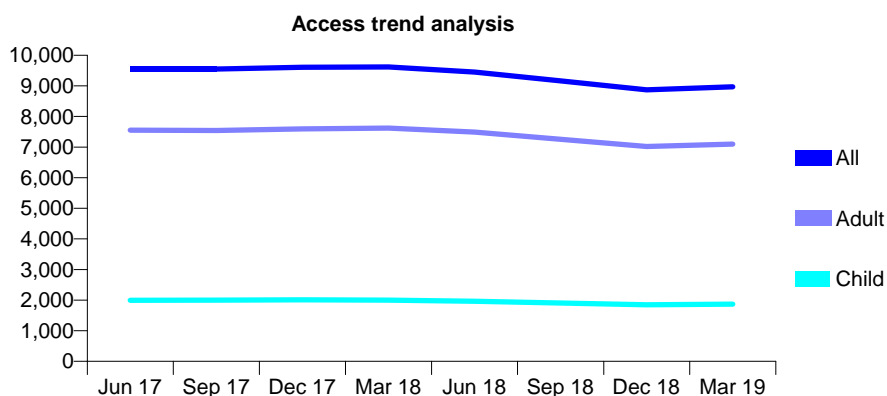
Q56 - Vital Signs At a Glance Contract Report for 117994/0001 - March 2019

Name or company name	Wensleydale Dental Practice
Contract type name	GDS Contract
Purpose of contract	General
Contract start date	01/07/2011
Contract end date	

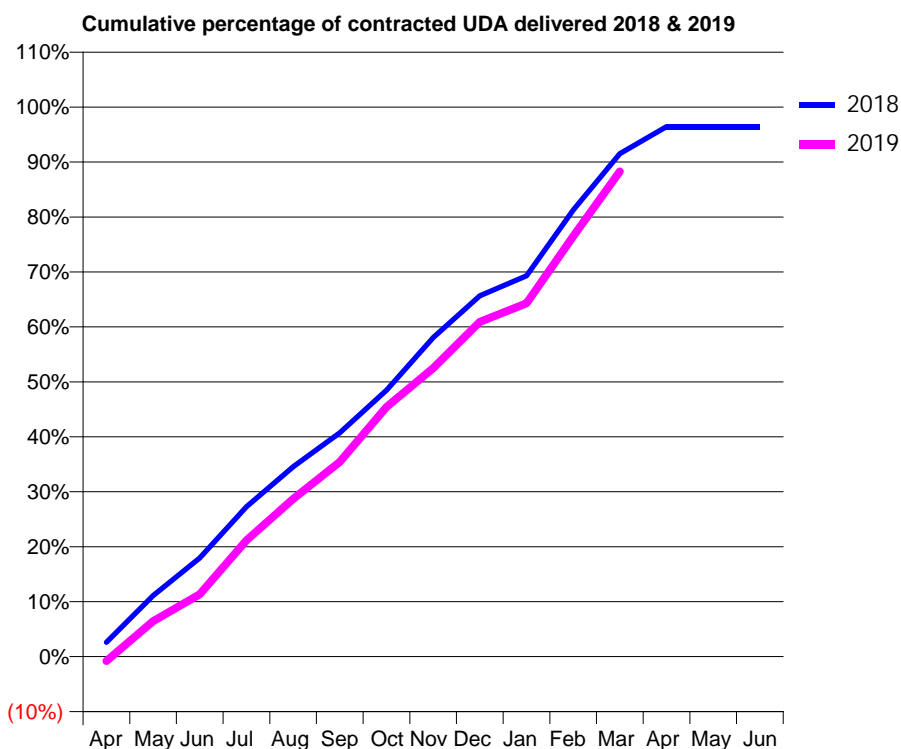
18/19 Contracted general activity (UDA)	28,718
Carry forward general activity (UDA)	1,154
18/19 Contracted orthodontic activity (UOA)	0
Carry forward orthodontic activity (UOA)	0
Baseline contract value	£742,703.77

ACCESS*

Patients seen in 24 months	Total	Change since previous quarter
Quarter ending March 2018	9,618	
Quarter ending June 2018	9,451	↓
Quarter ending September 2018	9,161	↓
Quarter ending December 2018	8,868	↓
Quarter ending March 2019	8,969	→
Variance since March 2018	(6.7%)	↓



ACTIVITY



Month	Adjusted Scheduled Activity (UDA)	
	2018	2019
April	843	-234
May	3,583	1,858
June	5,801	3,261
July	8,805	6,075
August	11,145	8,240
September	13,144	10,178
October	15,644	13,040
November	18,736	15,079
December	21,181	17,492
January	22,355	18,464
February	26,221	21,960
March	29,535	25,350
April	31,115	
May	31,114	
June	31,113	

QUALITY

	Quantity	Base Number	Contract	AT	Region	England
% of FP17s for the same patient ID Re-attending within 3 months - Children	163	2,912	5.6%	10.7%	11.5%	11.8%
% of FP17s for the same patient ID Re-attending within 3 months - Adults	1,212	10,240	11.8%	14.1%	15.2%	15.7%
% of FP17s for the same patient ID Re-attending between 3 & 9 months - Children	1,959	2,912	67.3%	60.1%	60.2%	58.9%
% of FP17s for the same patient ID Re-attending between 3 & 9 months - Adults	6,704	10,240	65.5%	49.2%	51.8%	50.8%
% of FP17s for Band 1 Urgent Courses	700	12,632	5.5%	9.2%	8.1%	9.1%
% of FP17s Relating to Free Repair or Replacements	132	12,632	1.0%	0.7%	0.8%	0.8%
% of FP17s Relating to Continuations	19	12,632	0.2%	1.0%	0.9%	0.9%
% of Patients satisfied with the dentistry they have received	3	3	N/A	92.5%	92.7%	92.5%
% of Patients satisfied with the time they had to wait for an appointment	3	3	N/A	85.3%	87.4%	87.0%

* This is based on patients treated on this contract for their most recent course of treatment. Figures in italics indicate the base number of FP17s or Patient Questionnaire responses are less than 100. N/A is shown where the base number of responses is less than 10 during the period. % is calculated as Quantity/Base number*100

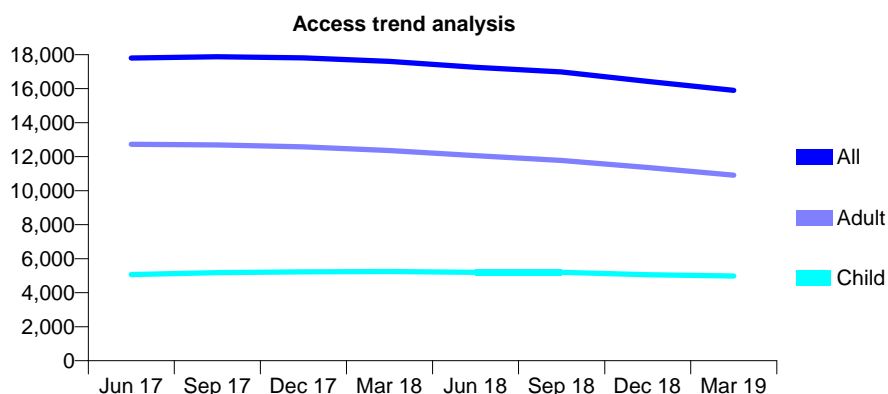
Q56 - Vital Signs At a Glance Contract Report for 118036/0001 - March 2019

Name or company name	DU TOIT & BURGER PARTNERSHIP (IPS)
Contract type name	GDS Contract
Purpose of contract	General and Orthodontic
Contract start date	01/04/2007
Contract end date	

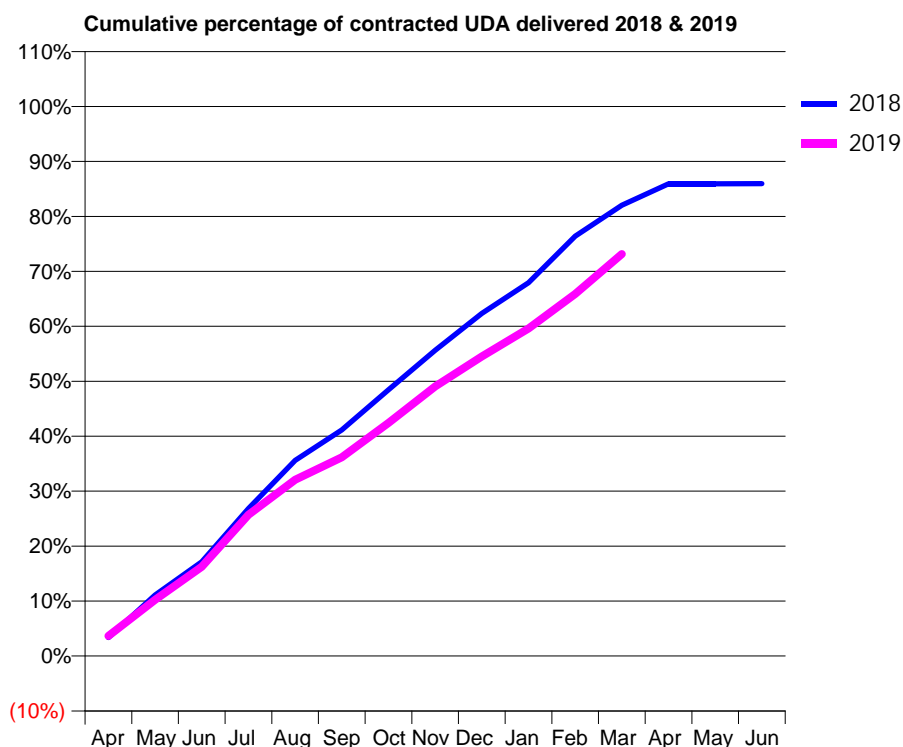
18/19 Contracted general activity (UDA)	42,501
Carry forward general activity (UDA)	0
18/19 Contracted orthodontic activity (UOA)	7,184
Carry forward orthodontic activity (UOA)	-135
Baseline contract value	£1,480,059.73

ACCESS*

Patients seen in 24 months	Total	Change since previous quarter
Quarter ending March 2018	17,606	
Quarter ending June 2018	17,262	↓
Quarter ending September 2018	16,986	↓
Quarter ending December 2018	16,431	↓
Quarter ending March 2019	15,901	↓
Variance since March 2018	(9.7%)	↓



ACTIVITY



Month	Adjusted Scheduled Activity (UDA)	
	2018	2019
April	1,427	1,557
May	4,717	4,348
June	7,287	6,900
July	11,408	10,925
August	15,131	13,625
September	17,488	15,373
October	20,591	18,038
November	23,647	20,851
December	26,493	23,155
January	28,873	25,334
February	32,470	28,006
March	34,853	31,077
April	36,517	
May	36,521	
June	36,522	

QUALITY

	Quantity	Base Number	Contract	AT	Region	England
% of FP17s for the same patient ID Re-attending within 3 months - Children	716	8,502	8.4%	10.7%	11.5%	11.8%
% of FP17s for the same patient ID Re-attending within 3 months - Adults	874	11,744	7.4%	14.1%	15.2%	15.7%
% of FP17s for the same patient ID Re-attending between 3 & 9 months - Children	5,578	8,502	65.6%	60.1%	60.2%	58.9%
% of FP17s for the same patient ID Re-attending between 3 & 9 months - Adults	4,483	11,744	38.2%	49.2%	51.8%	50.8%
% of FP17s for Band 1 Urgent Courses	1,030	18,713	5.5%	9.2%	8.1%	9.1%
% of FP17s Relating to Free Repair or Replacements	32	18,713	0.2%	0.7%	0.8%	0.8%
% of FP17s Relating to Continuations	126	18,713	0.7%	1.0%	0.9%	0.9%
% of Patients satisfied with the dentistry they have received	3	3	N/A	92.5%	92.7%	92.5%
% of Patients satisfied with the time they had to wait for an appointment	3	3	N/A	85.3%	87.4%	87.0%

* This is based on patients treated on this contract for their most recent course of treatment. Figures in italics indicate the base number of FP17s or Patient Questionnaire responses are less than 100. N/A is shown where the base number of responses is less than 10 during the period. % is calculated as Quantity/Base number*100

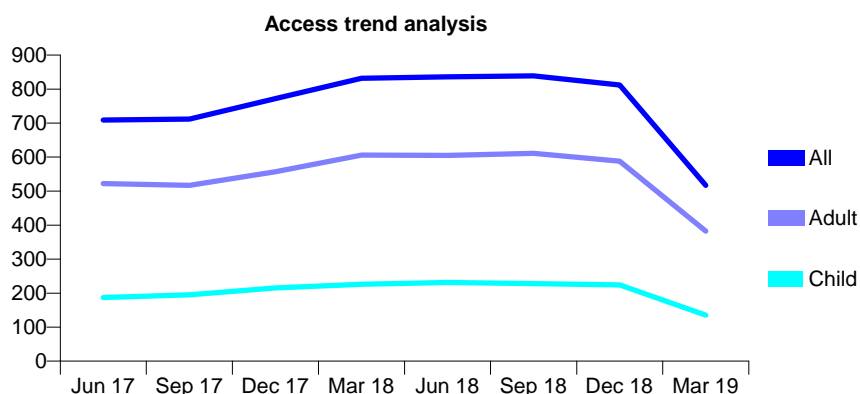
Q56 - Vital Signs At a Glance Contract Report for 119113/0001 - March 2019

Name or company name	Onefiveseven Partnership
Contract type name	GDS Contract
Purpose of contract	General
Contract start date	12/10/2009
Contract end date	

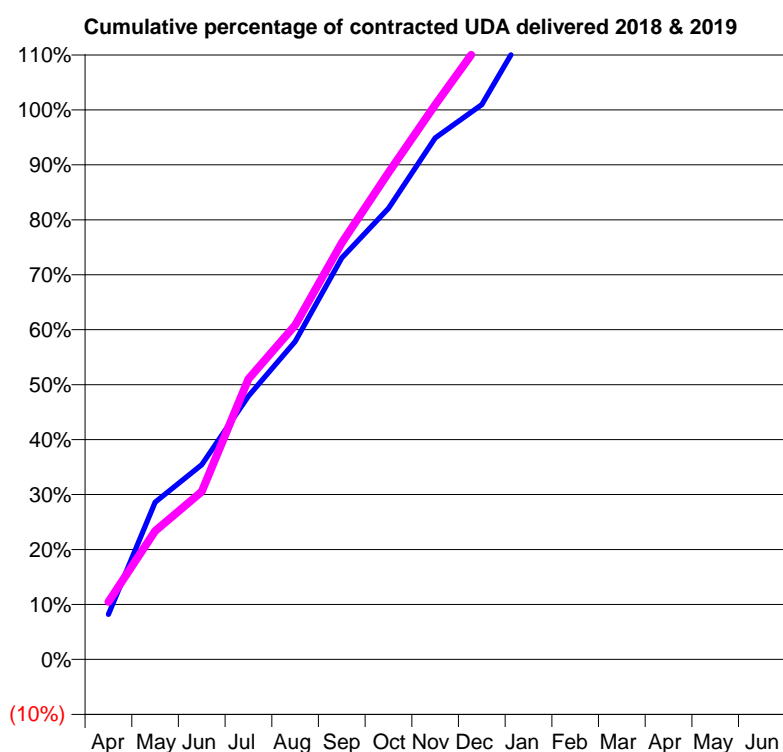
18/19 Contracted general activity (UDA)	1,189
Carry forward general activity (UDA)	-24
18/19 Contracted orthodontic activity (UOA)	0
Carry forward orthodontic activity (UOA)	0
Baseline contract value	£30,310.53

ACCESS*

Patients seen in 24 months	Total	Change since previous quarter
Quarter ending March 2018	832	
Quarter ending June 2018	836	→
Quarter ending September 2018	839	→
Quarter ending December 2018	812	↓
Quarter ending March 2019	517	↓
Variance since March 2018	(37.9%)	↓



ACTIVITY



Month	2018	2019
April	97	124
May	340	278
June	421	363
July	570	607
August	688	723
September	869	901
October	976	1,053
November	1,128	1,200
December	1,200	1,339
January	1,373	1,372
February	1,559	1,377
March	1,731	1,377
April	1,809	
May	1,809	
June	1,809	

QUALITY

	Quantity	Base Number	Contract	AT	Region	England
% of FP17s for the same patient ID Re-attending within 3 months - Children	14	310	4.5%	10.7%	11.5%	11.8%
% of FP17s for the same patient ID Re-attending within 3 months - Adults	72	760	9.5%	14.1%	15.2%	15.7%
% of FP17s for the same patient ID Re-attending between 3 & 9 months - Children	212	310	68.4%	60.1%	60.2%	58.9%
% of FP17s for the same patient ID Re-attending between 3 & 9 months - Adults	469	760	61.7%	49.2%	51.8%	50.8%
% of FP17s for Band 1 Urgent Courses	100	1,022	9.8%	9.2%	8.1%	9.1%
% of FP17s Relating to Free Repair or Replacements	0	1,022	0.0%	0.7%	0.8%	0.8%
% of FP17s Relating to Continuations	15	1,022	1.5%	1.0%	0.9%	0.9%
% of Patients satisfied with the dentistry they have received	0	0	N/A	92.5%	92.7%	92.5%
% of Patients satisfied with the time they had to wait for an appointment	0	0	N/A	85.3%	87.4%	87.0%

* This is based on patients treated on this contract for their most recent course of treatment. Figures in italics indicate the base number of FP17s or Patient Questionnaire responses are less than 100. N/A is shown where the base number of responses is less than 10 during the period. % is calculated as Quantity/Base number*100

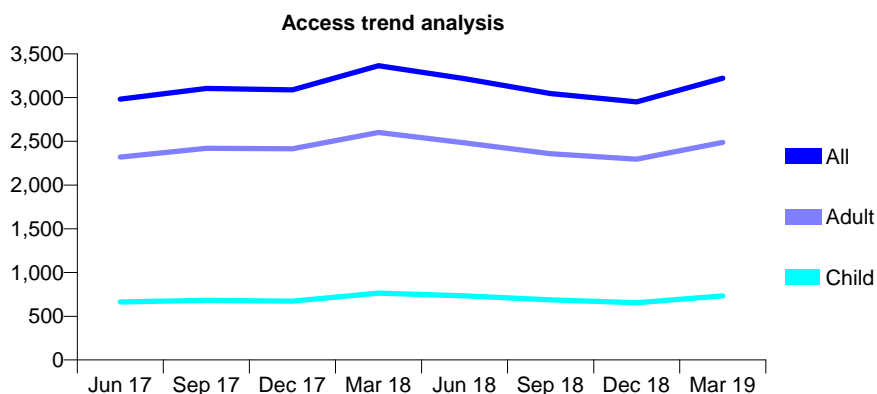
Q56 - Vital Signs At a Glance Contract Report for 119210/0001 - March 2019

Name or company name	Dr K A Fagher & Dr A Surti
Contract type name	GDS Contract
Purpose of contract	General
Contract start date	01/07/2011
Contract end date	

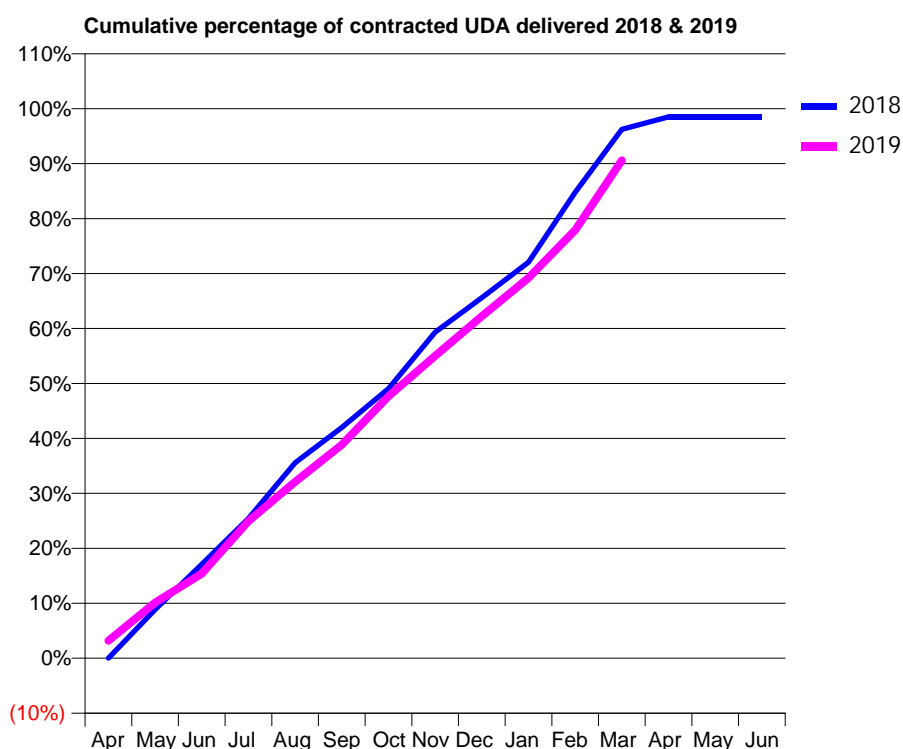
18/19 Contracted general activity (UDA)	8,918
Carry forward general activity (UDA)	132
18/19 Contracted orthodontic activity (UOA)	0
Carry forward orthodontic activity (UOA)	0
Baseline contract value	£211,903.00

ACCESS*

Patients seen in 24 months	Total	Change since previous quarter
Quarter ending March 2018	3,365	
Quarter ending June 2018	3,215	↓
Quarter ending September 2018	3,046	↓
Quarter ending December 2018	2,950	↓
Quarter ending March 2019	3,221	↑
Variance since March 2018	(4.3%)	↓



ACTIVITY



Month	2018	2019
April	1	284
May	791	905
June	1,521	1,374
July	2,268	2,225
August	3,172	2,865
September	3,743	3,463
October	4,376	4,252
November	5,293	4,907
December	5,852	5,551
January	6,426	6,172
February	7,564	6,948
March	8,582	8,078
April	8,786	
May	8,786	
June	8,786	

QUALITY

	Quantity	Base Number	Contract	AT	Region	England
% of FP17s for the same patient ID Re-attending within 3 months - Children	55	1,131	4.9%	10.7%	11.5%	11.8%
% of FP17s for the same patient ID Re-attending within 3 months - Adults	585	3,739	15.6%	14.1%	15.2%	15.7%
% of FP17s for the same patient ID Re-attending between 3 & 9 months - Children	708	1,131	62.6%	60.1%	60.2%	58.9%
% of FP17s for the same patient ID Re-attending between 3 & 9 months - Adults	1,728	3,739	46.2%	49.2%	51.8%	50.8%
% of FP17s for Band 1 Urgent Courses	406	4,760	8.5%	9.2%	8.1%	9.1%
% of FP17s Relating to Free Repair or Replacements	58	4,760	1.2%	0.7%	0.8%	0.8%
% of FP17s Relating to Continuations	41	4,760	0.9%	1.0%	0.9%	0.9%
% of Patients satisfied with the dentistry they have received	1	1	N/A	92.5%	92.7%	92.5%
% of Patients satisfied with the time they had to wait for an appointment	1	1	N/A	85.3%	87.4%	87.0%

* This is based on patients treated on this contract for their most recent course of treatment.

Figures in italics indicate the base number of FP17s or Patient Questionnaire responses are less than 100. N/A is shown where the base number of responses is less than 10 during the period. % is calculated as Quantity/Base number*100

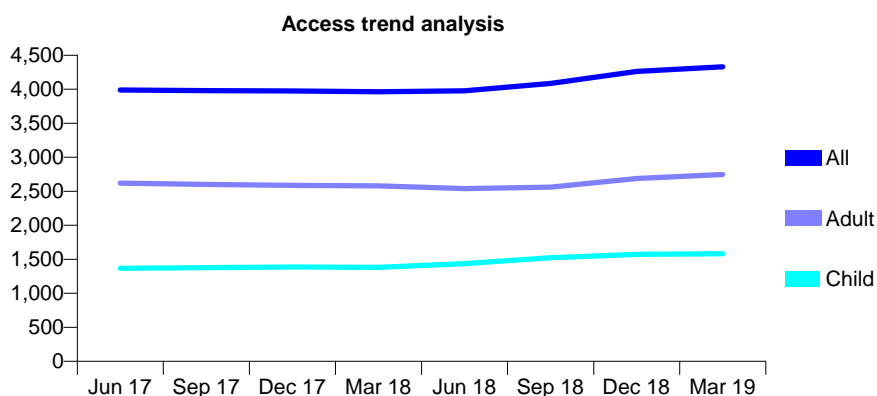
Q56 - Vital Signs At a Glance Contract Report for 119636/0001 - March 2019

Name or company name	Apple Tree Dental Practice
Contract type name	GDS Contract
Purpose of contract	General
Contract start date	25/04/2013
Contract end date	

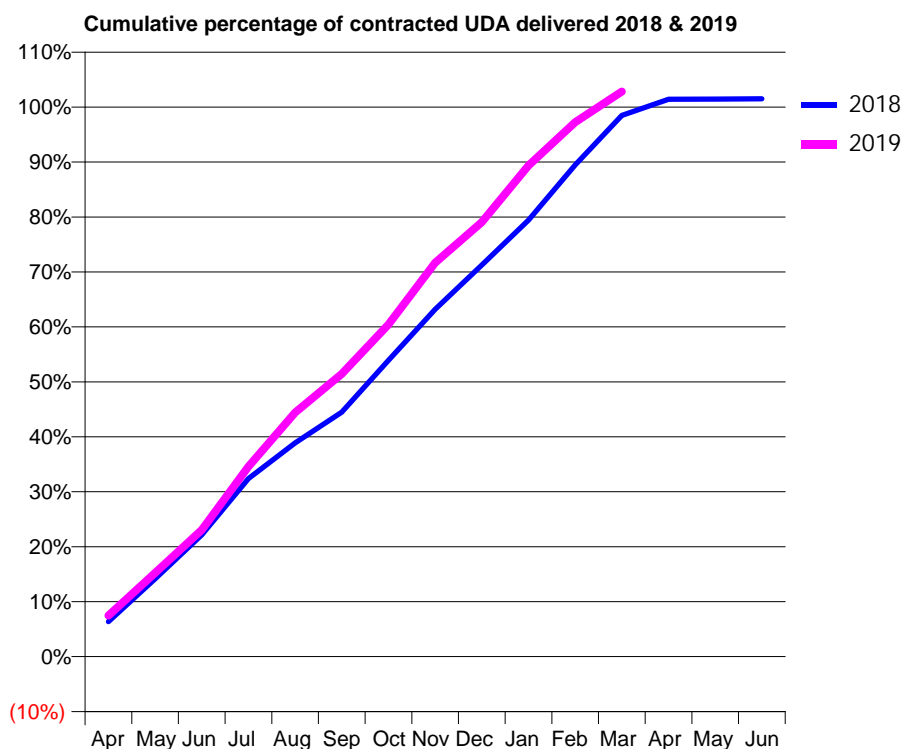
18/19 Contracted general activity (UDA)	9,642
Carry forward general activity (UDA)	-144
18/19 Contracted orthodontic activity (UOA)	0
Carry forward orthodontic activity (UOA)	0
Baseline contract value	£331,576.86

ACCESS*

Patients seen in 24 months	Total	Change since previous quarter
Quarter ending March 2018	3,963	
Quarter ending June 2018	3,977	→
Quarter ending September 2018	4,086	↑
Quarter ending December 2018	4,262	↑
Quarter ending March 2019	4,330	→
Variance since March 2018	9.3%	↑



ACTIVITY



Month	Adjusted Scheduled Activity (UDA)	
	2018	2019
April	615	719
May	1,367	1,470
June	2,134	2,223
July	3,126	3,335
August	3,749	4,283
September	4,289	4,961
October	5,200	5,828
November	6,093	6,911
December	6,870	7,623
January	7,659	8,615
February	8,629	9,377
March	9,494	9,912
April	9,780	
May	9,781	
June	9,786	

QUALITY

	Quantity	Base Number	Contract	AT	Region	England
% of FP17s for the same patient ID Re-attending within 3 months - Children	540	3,146	17.2%	10.7%	11.5%	11.8%
% of FP17s for the same patient ID Re-attending within 3 months - Adults	443	3,843	11.5%	14.1%	15.2%	15.7%
% of FP17s for the same patient ID Re-attending between 3 & 9 months - Children	1,878	3,146	59.7%	60.1%	60.2%	58.9%
% of FP17s for the same patient ID Re-attending between 3 & 9 months - Adults	2,358	3,843	61.4%	49.2%	51.8%	50.8%
% of FP17s for Band 1 Urgent Courses	467	6,754	6.9%	9.2%	8.1%	9.1%
% of FP17s Relating to Free Repair or Replacements	28	6,754	0.4%	0.7%	0.8%	0.8%
% of FP17s Relating to Continuations	6	6,754	0.1%	1.0%	0.9%	0.9%
% of Patients satisfied with the dentistry they have received	3	3	N/A	92.5%	92.7%	92.5%
% of Patients satisfied with the time they had to wait for an appointment	2	3	N/A	85.3%	87.4%	87.0%

* This is based on patients treated on this contract for their most recent course of treatment. Figures in italics indicate the base number of FP17s or Patient Questionnaire responses are less than 100. N/A is shown where the base number of responses is less than 10 during the period. % is calculated as Quantity/Base number*100

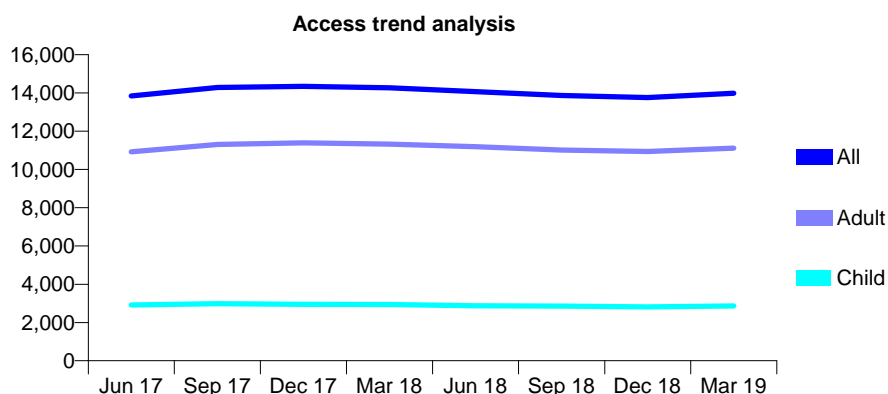
Q56 - Vital Signs At a Glance Contract Report for 120081/0001 - March 2019

Name or company name	Staffa Lodge Dental Group Ltd
Contract type name	GDS Contract
Purpose of contract	General
Contract start date	01/11/2015
Contract end date	

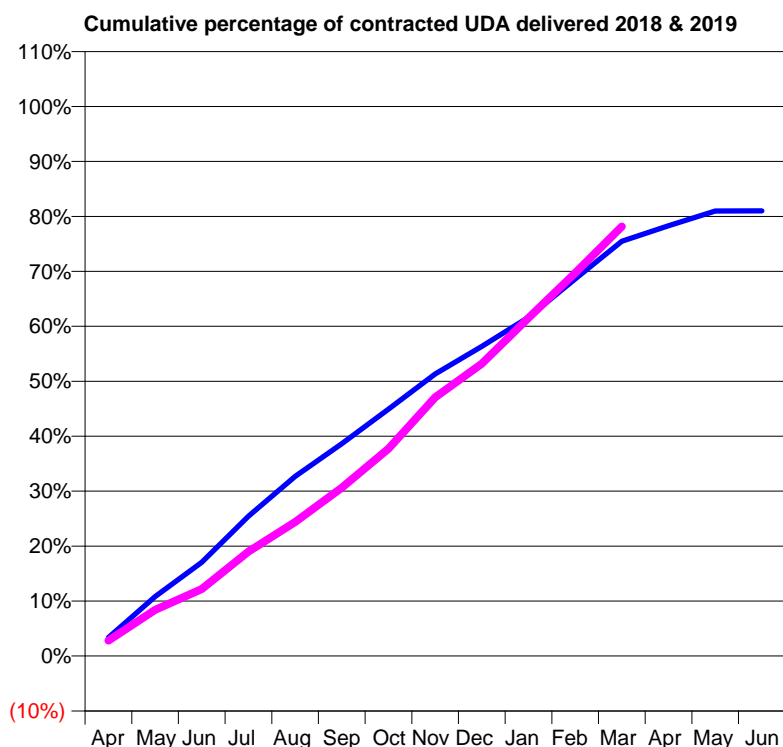
18/19 Contracted general activity (UDA)	40,819
Carry forward general activity (UDA)	0
18/19 Contracted orthodontic activity (UOA)	0
Carry forward orthodontic activity (UOA)	0
Baseline contract value	£892,386.80

ACCESS*

Patients seen in 24 months	Total	Change since previous quarter
Quarter ending March 2018	14,266	
Quarter ending June 2018	14,067	↓
Quarter ending September 2018	13,865	↓
Quarter ending December 2018	13,757	→
Quarter ending March 2019	13,981	→
Variance since March 2018	(2.0%)	↓



ACTIVITY



Month	Adjusted Scheduled Activity (UDA)	
	2018	2019
April	1,370	1,147
May	4,414	3,433
June	6,960	4,976
July	10,387	7,762
August	13,351	9,961
September	15,776	12,506
October	18,343	15,401
November	20,954	19,217
December	22,996	21,716
January	25,152	25,116
February	28,010	28,450
March	30,809	31,901
April	31,958	
May	33,051	
June	33,063	

QUALITY

	Quantity	Base Number	Contract	AT	Region	England
% of FP17s for the same patient ID Re-attending within 3 months - Children	482	4,952	9.7%	10.7%	11.5%	11.8%
% of FP17s for the same patient ID Re-attending within 3 months - Adults	2,268	16,011	14.2%	14.1%	15.2%	15.7%
% of FP17s for the same patient ID Re-attending between 3 & 9 months - Children	3,347	4,952	67.6%	60.1%	60.2%	58.9%
% of FP17s for the same patient ID Re-attending between 3 & 9 months - Adults	7,233	16,011	45.2%	49.2%	51.8%	50.8%
% of FP17s for Band 1 Urgent Courses	2,203	19,757	11.2%	9.2%	8.1%	9.1%
% of FP17s Relating to Free Repair or Replacements	133	19,757	0.7%	0.7%	0.8%	0.8%
% of FP17s Relating to Continuations	66	19,757	0.3%	1.0%	0.9%	0.9%
% of Patients satisfied with the dentistry they have received	7	8	N/A	92.5%	92.7%	92.5%
% of Patients satisfied with the time they had to wait for an appointment	5	8	N/A	85.3%	87.4%	87.0%

* This is based on patients treated on this contract for their most recent course of treatment. Figures in italics indicate the base number of FP17s or Patient Questionnaire responses are less than 100. N/A is shown where the base number of responses is less than 10 during the period. % is calculated as Quantity/Base number*100

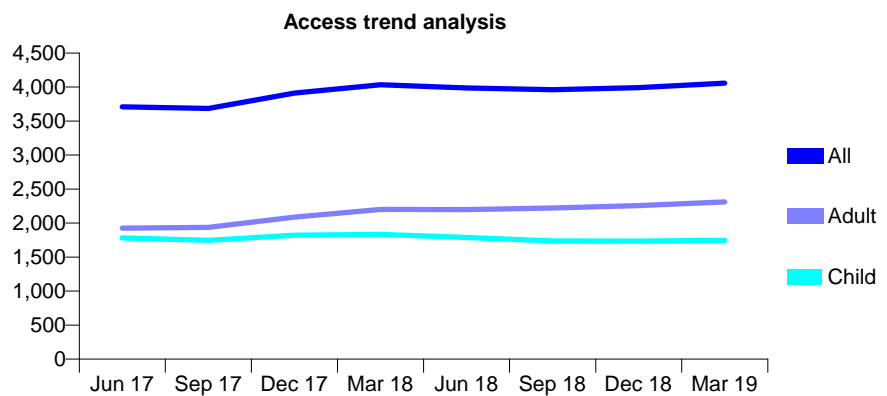
Q56 - Vital Signs At a Glance Contract Report for 120413/0001 - March 2019

Name or company name	Caring Dentistry Ltd
Contract type name	GDS Contract
Purpose of contract	General
Contract start date	01/04/2010
Contract end date	

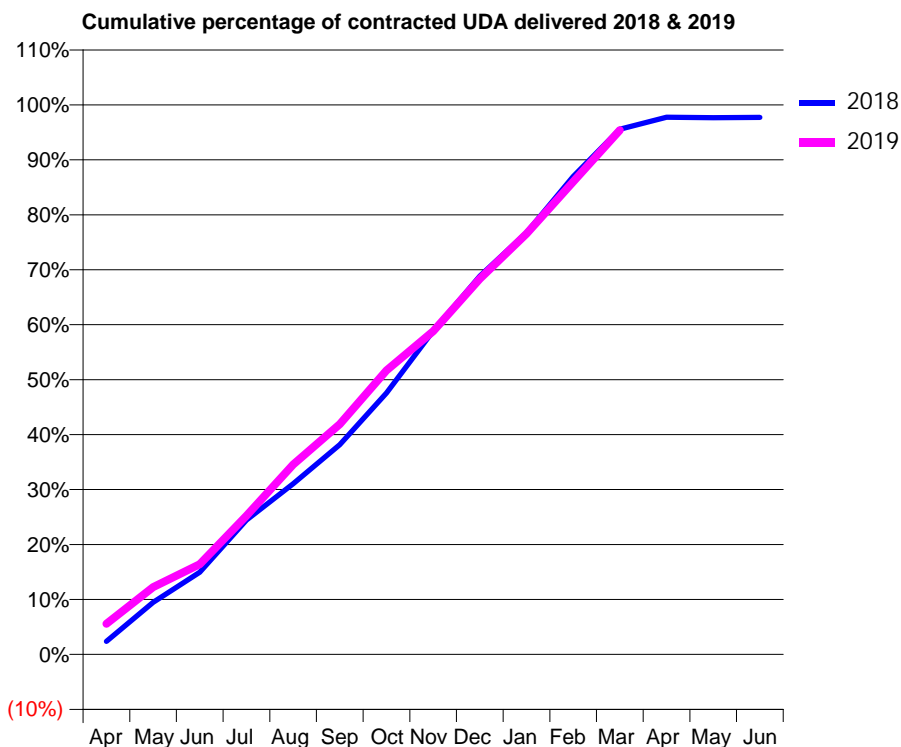
18/19 Contracted general activity (UDA)	13,335
Carry forward general activity (UDA)	0
18/19 Contracted orthodontic activity (UOA)	0
Carry forward orthodontic activity (UOA)	0
Baseline contract value	£378,098.52

ACCESS*

Patients seen in 24 months	Total	Change since previous quarter
Quarter ending March 2018	4,035	
Quarter ending June 2018	3,988	↓
Quarter ending September 2018	3,962	→
Quarter ending December 2018	3,992	→
Quarter ending March 2019	4,058	→
Variance since March 2018	0.6%	→



ACTIVITY



Month	Adjusted Scheduled Activity (UDA)	
	2018	2019
April	319	747
May	1,263	1,633
June	1,995	2,188
July	3,260	3,362
August	4,141	4,608
September	5,088	5,587
October	6,344	6,890
November	7,852	7,842
December	9,180	9,113
January	10,235	10,208
February	11,596	11,471
March	12,741	12,720
April	13,034	
May	13,024	
June	13,030	

QUALITY

	Quantity	Base Number	Contract	AT	Region	England
% of FP17s for the same patient ID Re-attending within 3 months - Children	197	3,043	6.5%	10.7%	11.5%	11.8%
% of FP17s for the same patient ID Re-attending within 3 months - Adults	496	3,340	14.9%	14.1%	15.2%	15.7%
% of FP17s for the same patient ID Re-attending between 3 & 9 months - Children	2,152	3,043	70.7%	60.1%	60.2%	58.9%
% of FP17s for the same patient ID Re-attending between 3 & 9 months - Adults	1,942	3,340	58.1%	49.2%	51.8%	50.8%
% of FP17s for Band 1 Urgent Courses	479	6,219	7.7%	9.2%	8.1%	9.1%
% of FP17s Relating to Free Repair or Replacements	16	6,219	0.3%	0.7%	0.8%	0.8%
% of FP17s Relating to Continuations	8	6,219	0.1%	1.0%	0.9%	0.9%
% of Patients satisfied with the dentistry they have received	3	4	N/A	92.5%	92.7%	92.5%
% of Patients satisfied with the time they had to wait for an appointment	4	4	N/A	85.3%	87.4%	87.0%

* This is based on patients treated on this contract for their most recent course of treatment. Figures in italics indicate the base number of FP17s or Patient Questionnaire responses are less than 100. N/A is shown where the base number of responses is less than 10 during the period. % is calculated as Quantity/Base number*100

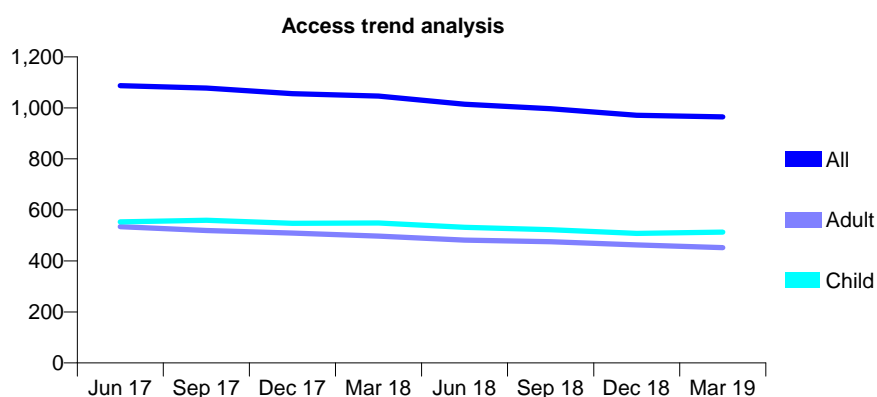
Q56 - Vital Signs At a Glance Contract Report for 120537/0001 - March 2019

Name or company name	Market Square Dental Practice
Contract type name	GDS Contract
Purpose of contract	General
Contract start date	04/08/2011
Contract end date	

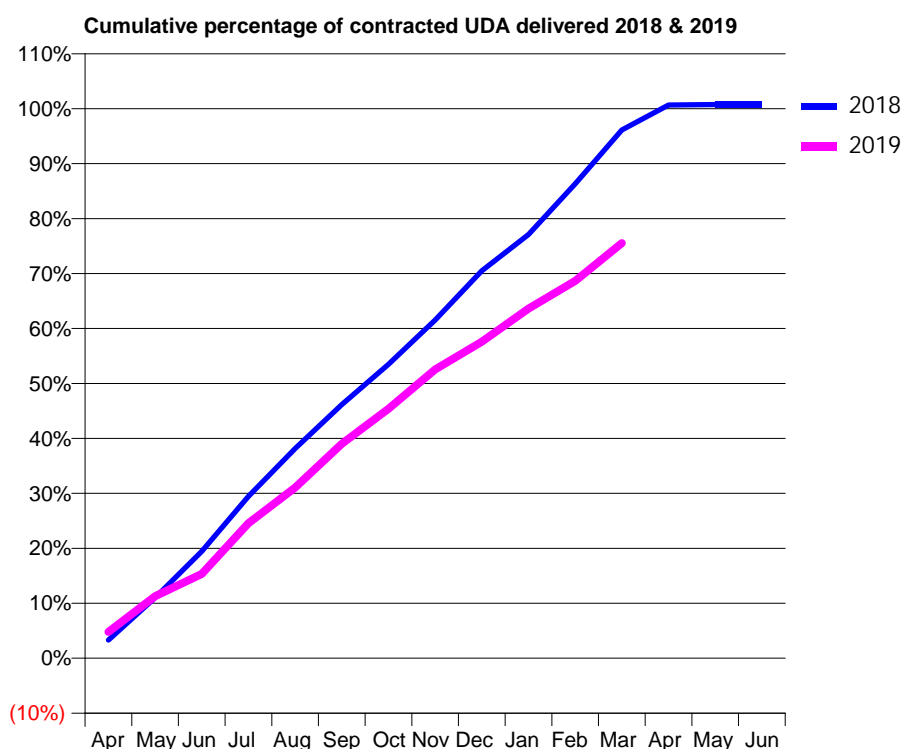
18/19 Contracted general activity (UDA)	2,639
Carry forward general activity (UDA)	-20
18/19 Contracted orthodontic activity (UOA)	0
Carry forward orthodontic activity (UOA)	0
Baseline contract value	£60,535.56

ACCESS*

Patients seen in 24 months	Total	Change since previous quarter
Quarter ending March 2018	1,046	
Quarter ending June 2018	1,014	↓
Quarter ending September 2018	997	↓
Quarter ending December 2018	971	↓
Quarter ending March 2019	965	→
Variance since March 2018	(7.7%)	↓



ACTIVITY



Adjusted Scheduled Activity (UDA)		
Month	2018	2019
April	88	126
May	291	298
June	514	405
July	778	648
August	1,007	819
September	1,218	1,029
October	1,412	1,198
November	1,625	1,387
December	1,860	1,520
January	2,035	1,679
February	2,278	1,812
March	2,537	1,993
April	2,656	
May	2,659	
June	2,659	

QUALITY

	Quantity	Base Number	Contract	AT	Region	England
% of FP17s for the same patient ID Re-attending within 3 months - Children	69	857	8.1%	10.7%	11.5%	11.8%
% of FP17s for the same patient ID Re-attending within 3 months - Adults	78	627	12.4%	14.1%	15.2%	15.7%
% of FP17s for the same patient ID Re-attending between 3 & 9 months - Children	583	857	68.0%	60.1%	60.2%	58.9%
% of FP17s for the same patient ID Re-attending between 3 & 9 months - Adults	423	627	67.5%	49.2%	51.8%	50.8%
% of FP17s for Band 1 Urgent Courses	62	1,412	4.4%	9.2%	8.1%	9.1%
% of FP17s Relating to Free Repair or Replacements	6	1,412	0.4%	0.7%	0.8%	0.8%
% of FP17s Relating to Continuations	1	1,412	0.1%	1.0%	0.9%	0.9%
% of Patients satisfied with the dentistry they have received	0	0	N/A	92.5%	92.7%	92.5%
% of Patients satisfied with the time they had to wait for an appointment	0	0	N/A	85.3%	87.4%	87.0%

* This is based on patients treated on this contract for their most recent course of treatment.

Figures in italics indicate the base number of FP17s or Patient Questionnaire responses are less than 100. N/A is shown where the base number of responses is less than 10 during the period. % is calculated as Quantity/Base number*100

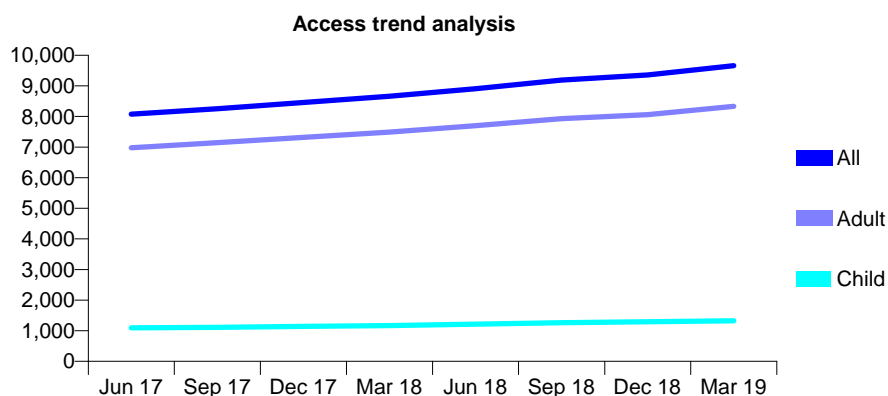
Q56 - Vital Signs At a Glance Contract Report for 120723/0001 - March 2019

Name or company name	Parish Vaid and Snehal Radia and Sanjay S
Contract type name	GDS Contract
Purpose of contract	General
Contract start date	15/11/2013
Contract end date	

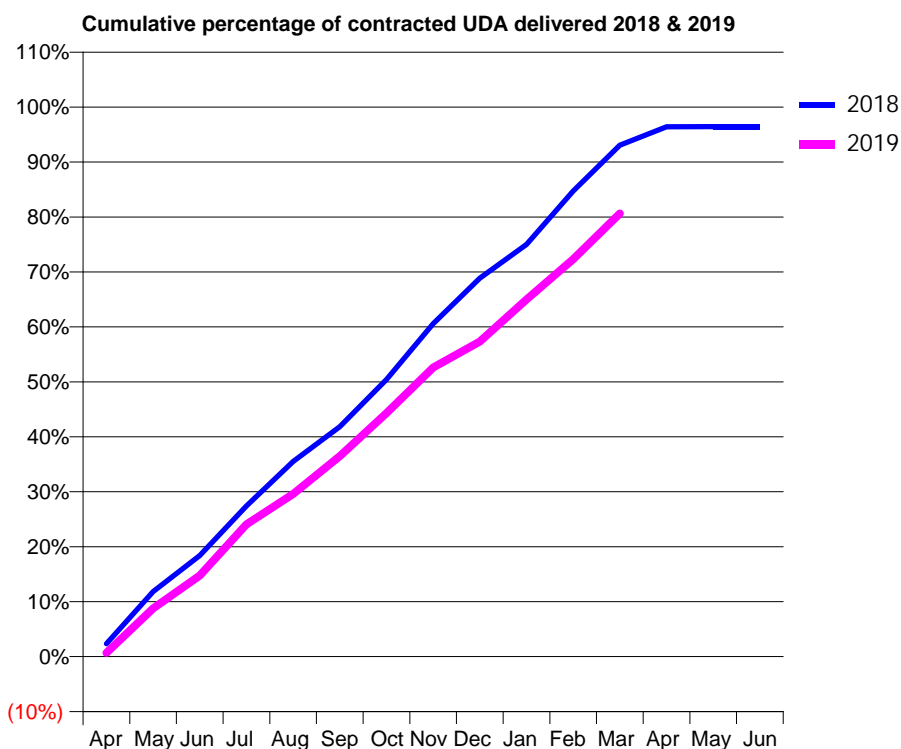
18/19 Contracted general activity (UDA)	32,567
Carry forward general activity (UDA)	1,164
18/19 Contracted orthodontic activity (UOA)	0
Carry forward orthodontic activity (UOA)	0
Baseline contract value	£854,388.68

ACCESS*

Patients seen in 24 months	Total	Change since previous quarter
Quarter ending March 2018	8,661	
Quarter ending June 2018	8,909	↑
Quarter ending September 2018	9,190	↑
Quarter ending December 2018	9,358	→
Quarter ending March 2019	9,658	↑
Variance since March 2018	11.5%	↑



ACTIVITY



Month	Adjusted Scheduled Activity (UDA)	
	2018	2019
April	759	225
May	3,853	2,866
June	5,988	4,801
July	8,936	7,845
August	11,570	9,637
September	13,627	11,882
October	16,422	14,427
November	19,734	17,128
December	22,421	18,673
January	24,421	21,170
February	27,596	23,556
March	30,303	26,255
April	31,394	
May	31,405	
June	31,403	

QUALITY

	Quantity	Base Number	Contract	AT	Region	England
% of FP17s for the same patient ID Re-attending within 3 months - Children	123	1,963	6.3%	10.7%	11.5%	11.8%
% of FP17s for the same patient ID Re-attending within 3 months - Adults	1,404	12,141	11.6%	14.1%	15.2%	15.7%
% of FP17s for the same patient ID Re-attending between 3 & 9 months - Children	1,239	1,963	63.1%	60.1%	60.2%	58.9%
% of FP17s for the same patient ID Re-attending between 3 & 9 months - Adults	7,743	12,141	63.8%	49.2%	51.8%	50.8%
% of FP17s for Band 1 Urgent Courses	1,418	13,686	10.4%	9.2%	8.1%	9.1%
% of FP17s Relating to Free Repair or Replacements	72	13,686	0.5%	0.7%	0.8%	0.8%
% of FP17s Relating to Continuations	71	13,686	0.5%	1.0%	0.9%	0.9%
% of Patients satisfied with the dentistry they have received	6	6	N/A	92.5%	92.7%	92.5%
% of Patients satisfied with the time they had to wait for an appointment	6	6	N/A	85.3%	87.4%	87.0%

* This is based on patients treated on this contract for their most recent course of treatment. Figures in italics indicate the base number of FP17s or Patient Questionnaire responses are less than 100. N/A is shown where the base number of responses is less than 10 during the period. % is calculated as Quantity/Base number*100

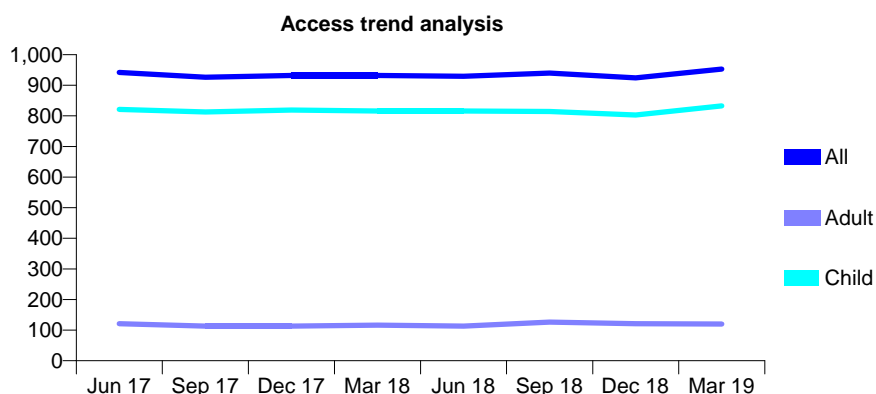
Q56 - Vital Signs At a Glance Contract Report for 121959/0001 - March 2019

Name or company name	Walton House Dental Practice Ltd
Contract type name	GDS Contract
Purpose of contract	General
Contract start date	01/02/2010
Contract end date	

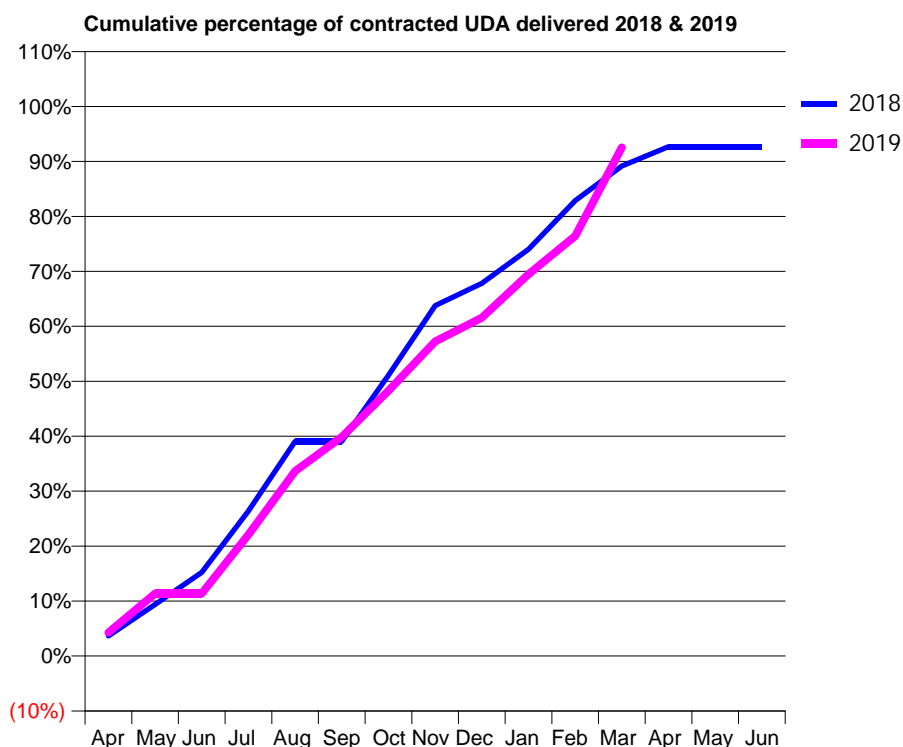
18/19 Contracted general activity (UDA)	1,700
Carry forward general activity (UDA)	0
18/19 Contracted orthodontic activity (UOA)	0
Carry forward orthodontic activity (UOA)	0
Baseline contract value	£35,435.11

ACCESS*

Patients seen in 24 months	Total	Change since previous quarter
Quarter ending March 2018	932	
Quarter ending June 2018	929	→
Quarter ending September 2018	940	→
Quarter ending December 2018	924	↓
Quarter ending March 2019	953	↑
Variance since March 2018	2.3%	↑



ACTIVITY



Month	Adjusted Scheduled Activity (UDA)	
	2018	2019
April	62	73
May	160	193
June	259	193
July	449	376
August	664	572
September	664	677
October	868	821
November	1,084	973
December	1,153	1,047
January	1,258	1,181
February	1,409	1,299
March	1,515	1,573
April	1,576	
May	1,576	
June	1,576	

QUALITY

	Quantity	Base Number	Contract	AT	Region	England
% of FP17s for the same patient ID Re-attending within 3 months - Children	107	1,205	8.9%	10.7%	11.5%	11.8%
% of FP17s for the same patient ID Re-attending within 3 months - Adults	7	55	12.7%	14.1%	15.2%	15.7%
% of FP17s for the same patient ID Re-attending between 3 & 9 months - Children	598	1,205	49.6%	60.1%	60.2%	58.9%
% of FP17s for the same patient ID Re-attending between 3 & 9 months - Adults	29	55	52.7%	49.2%	51.8%	50.8%
% of FP17s for Band 1 Urgent Courses	27	1,218	2.2%	9.2%	8.1%	9.1%
% of FP17s Relating to Free Repair or Replacements	0	1,218	0.0%	0.7%	0.8%	0.8%
% of FP17s Relating to Continuations	28	1,218	2.3%	1.0%	0.9%	0.9%
% of Patients satisfied with the dentistry they have received	0	0	N/A	92.5%	92.7%	92.5%
% of Patients satisfied with the time they had to wait for an appointment	0	0	N/A	85.3%	87.4%	87.0%

* This is based on patients treated on this contract for their most recent course of treatment. Figures in italics indicate the base number of FP17s or Patient Questionnaire responses are less than 100. N/A is shown where the base number of responses is less than 10 during the period. % is calculated as Quantity/Base number*100

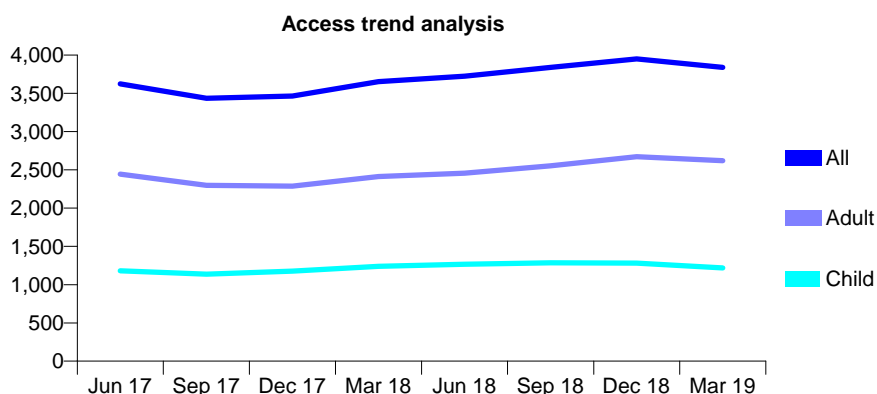
Q56 - Vital Signs At a Glance Contract Report for 124230/0001 - March 2019

Name or company name	Kenneth Ng Surgery Ltd
Contract type name	GDS Contract
Purpose of contract	General and Orthodontic
Contract start date	01/08/2008
Contract end date	

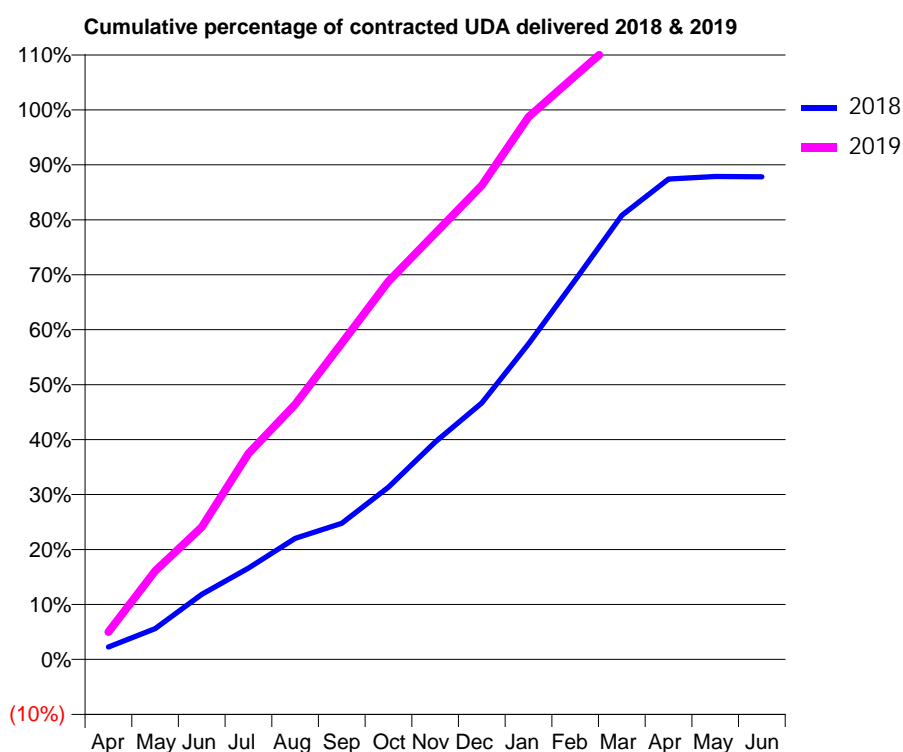
18/19 Contracted general activity (UDA)	9,340
Carry forward general activity (UDA)	-161
18/19 Contracted orthodontic activity (UOA)	0
Carry forward orthodontic activity (UOA)	0
Baseline contract value	£249,317.43

ACCESS*

Patients seen in 24 months	Total	Change since previous quarter
Quarter ending March 2018	3,652	
Quarter ending June 2018	3,723	→
Quarter ending September 2018	3,839	↑
Quarter ending December 2018	3,951	↑
Quarter ending March 2019	3,838	↓
Variance since March 2018	5.1%	↑



ACTIVITY



Month	2018	2019
April	212	466
May	524	1,503
June	1,104	2,247
July	1,551	3,501
August	2,058	4,335
September	2,312	5,373
October	2,930	6,427
November	3,696	7,243
December	4,360	8,055
January	5,362	9,220
February	6,446	9,920
March	7,546	10,606
April	8,166	
May	8,208	
June	8,202	

QUALITY

	Quantity	Base Number	Contract	AT	Region	England
% of FP17s for the same patient ID Re-attending within 3 months - Children	165	1,702	9.7%	10.7%	11.5%	11.8%
% of FP17s for the same patient ID Re-attending within 3 months - Adults	422	3,160	13.4%	14.1%	15.2%	15.7%
% of FP17s for the same patient ID Re-attending between 3 & 9 months - Children	899	1,702	52.8%	60.1%	60.2%	58.9%
% of FP17s for the same patient ID Re-attending between 3 & 9 months - Adults	1,306	3,160	41.3%	49.2%	51.8%	50.8%
% of FP17s for Band 1 Urgent Courses	342	4,649	7.4%	9.2%	8.1%	9.1%
% of FP17s Relating to Free Repair or Replacements	73	4,649	1.6%	0.7%	0.8%	0.8%
% of FP17s Relating to Continuations	3	4,649	0.1%	1.0%	0.9%	0.9%
% of Patients satisfied with the dentistry they have received	2	2	N/A	92.5%	92.7%	92.5%
% of Patients satisfied with the time they had to wait for an appointment	2	2	N/A	85.3%	87.4%	87.0%

* This is based on patients treated on this contract for their most recent course of treatment. Figures in italics indicate the base number of FP17s or Patient Questionnaire responses are less than 100. N/A is shown where the base number of responses is less than 10 during the period. % is calculated as Quantity/Base number*100

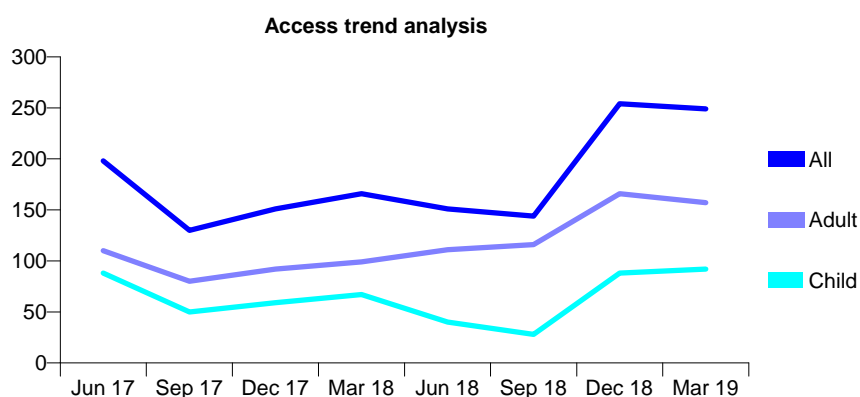
Q56 - Vital Signs At a Glance Contract Report for 124338/0001 - March 2019

Name or company name	Wood, Bryant & Coyle
Contract type name	GDS Contract
Purpose of contract	General
Contract start date	01/09/2015
Contract end date	

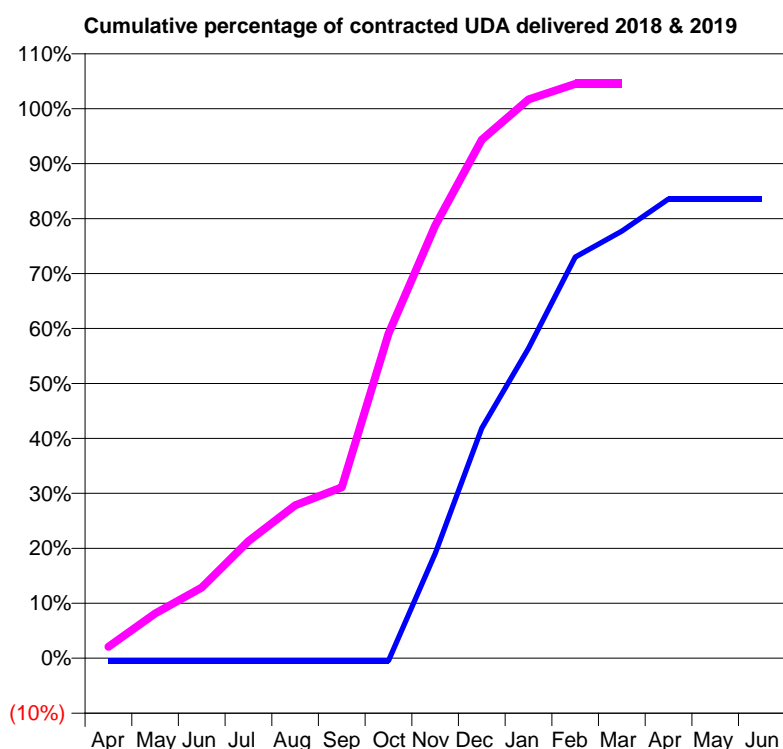
18/19 Contracted general activity (UDA)	427
Carry forward general activity (UDA)	0
18/19 Contracted orthodontic activity (UOA)	0
Carry forward orthodontic activity (UOA)	0
Baseline contract value	£10,901.01

ACCESS*

Patients seen in 24 months	Total	Change since previous quarter
Quarter ending March 2018	166	
Quarter ending June 2018	151	↓
Quarter ending September 2018	144	↓
Quarter ending December 2018	254	↑
Quarter ending March 2019	249	↓
Variance since March 2018	50.0%	↑



ACTIVITY



Month	2018	2019
April	-2	9
May	-2	35
June	-2	55
July	-2	91
August	-2	119
September	-2	133
October	-2	252
November	81	336
December	179	403
January	241	434
February	312	446
March	332	446
April	357	
May	357	
June	357	

QUALITY

	Quantity	Base Number	Contract	AT	Region	England
% of FP17s for the same patient ID Re-attending within 3 months - Children	1	94	1.1%	10.7%	11.5%	11.8%
% of FP17s for the same patient ID Re-attending within 3 months - Adults	9	173	5.2%	14.1%	15.2%	15.7%
% of FP17s for the same patient ID Re-attending between 3 & 9 months - Children	2	94	2.1%	60.1%	60.2%	58.9%
% of FP17s for the same patient ID Re-attending between 3 & 9 months - Adults	36	173	20.8%	49.2%	51.8%	50.8%
% of FP17s for Band 1 Urgent Courses	21	250	8.4%	9.2%	8.1%	9.1%
% of FP17s Relating to Free Repair or Replacements	2	250	0.8%	0.7%	0.8%	0.8%
% of FP17s Relating to Continuations	0	250	0.0%	1.0%	0.9%	0.9%
% of Patients satisfied with the dentistry they have received	0	0	N/A	92.5%	92.7%	92.5%
% of Patients satisfied with the time they had to wait for an appointment	0	0	N/A	85.3%	87.4%	87.0%

* This is based on patients treated on this contract for their most recent course of treatment.

Figures in italics indicate the base number of FP17s or Patient Questionnaire responses are less than 100. N/A is shown where the base number of responses is less than 10 during the period. % is calculated as Quantity/Base number*100

Q56 - Vital Signs At a Glance Contract Report for 124338/0002 - March 2019

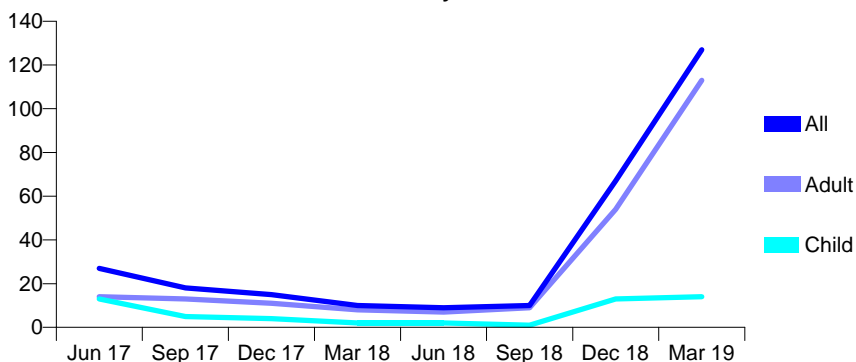
Name or company name	Wood, Bryant & Coyle
Contract type name	GDS Contract
Purpose of contract	General
Contract start date	01/01/2016
Contract end date	

18/19 Contracted general activity (UDA)	2,914
Carry forward general activity (UDA)	0
18/19 Contracted orthodontic activity (UOA)	0
Carry forward orthodontic activity (UOA)	0
Baseline contract value	£80,497.20

ACCESS*

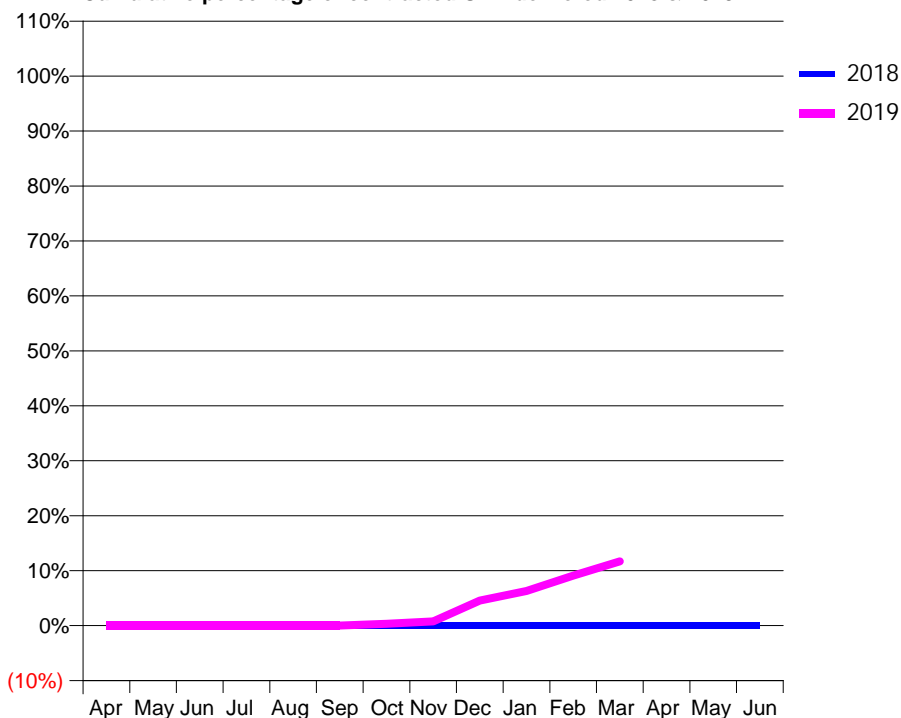
Patients seen in 24 months	Total	Change since previous quarter
Quarter ending March 2018	10	
Quarter ending June 2018	9	↓
Quarter ending September 2018	10	↑
Quarter ending December 2018	67	↑
Quarter ending March 2019	127	↑
Variance since March 2018	1170.0%	↑

Access trend analysis



ACTIVITY

Cumulative percentage of contracted UDA delivered 2018 & 2019



Month	Adjusted Scheduled Activity (UDA)	
	2018	2019
April	0	0
May	0	0
June	0	0
July	0	0
August	0	0
September	0	0
October	0	10
November	0	23
December	0	133
January	0	184
February	0	266
March	0	341
April	0	
May	0	
June	0	

QUALITY

	Quantity	Base Number	Contract	AT	Region	England
% of FP17s for the same patient ID Re-attending within 3 months - Children	0	16	0.0%	10.7%	11.5%	11.8%
% of FP17s for the same patient ID Re-attending within 3 months - Adults	5	138	3.6%	14.1%	15.2%	15.7%
% of FP17s for the same patient ID Re-attending between 3 & 9 months - Children	0	16	0.0%	60.1%	60.2%	58.9%
% of FP17s for the same patient ID Re-attending between 3 & 9 months - Adults	0	138	0.0%	49.2%	51.8%	50.8%
% of FP17s for Band 1 Urgent Courses	22	154	14.3%	9.2%	8.1%	9.1%
% of FP17s Relating to Free Repair or Replacements	0	154	0.0%	0.7%	0.8%	0.8%
% of FP17s Relating to Continuations	0	154	0.0%	1.0%	0.9%	0.9%
% of Patients satisfied with the dentistry they have received	0	0	N/A	92.5%	92.7%	92.5%
% of Patients satisfied with the time they had to wait for an appointment	0	0	N/A	85.3%	87.4%	87.0%

* This is based on patients treated on this contract for their most recent course of treatment. Figures in italics indicate the base number of FP17s or Patient Questionnaire responses are less than 100. N/A is shown where the base number of responses is less than 10 during the period. % is calculated as Quantity/Base number*100

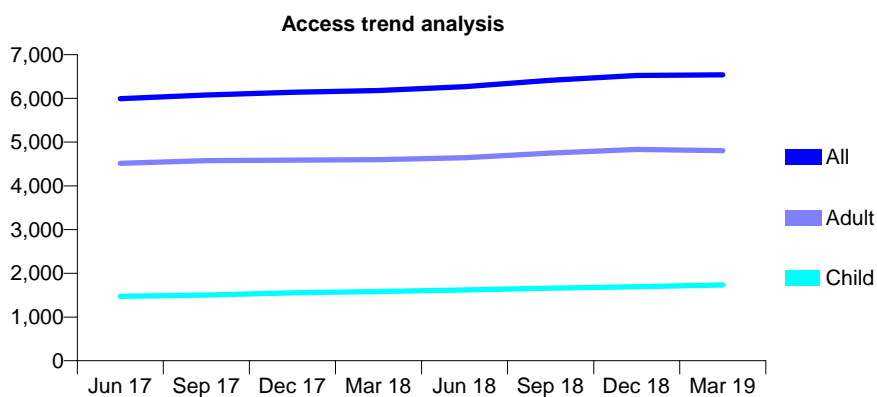
Q56 - Vital Signs At a Glance Contract Report for 124923/0001 - March 2019

Name or company name	Great Shelford Dental Practice Ltd
Contract type name	GDS Contract
Purpose of contract	General
Contract start date	01/11/2014
Contract end date	

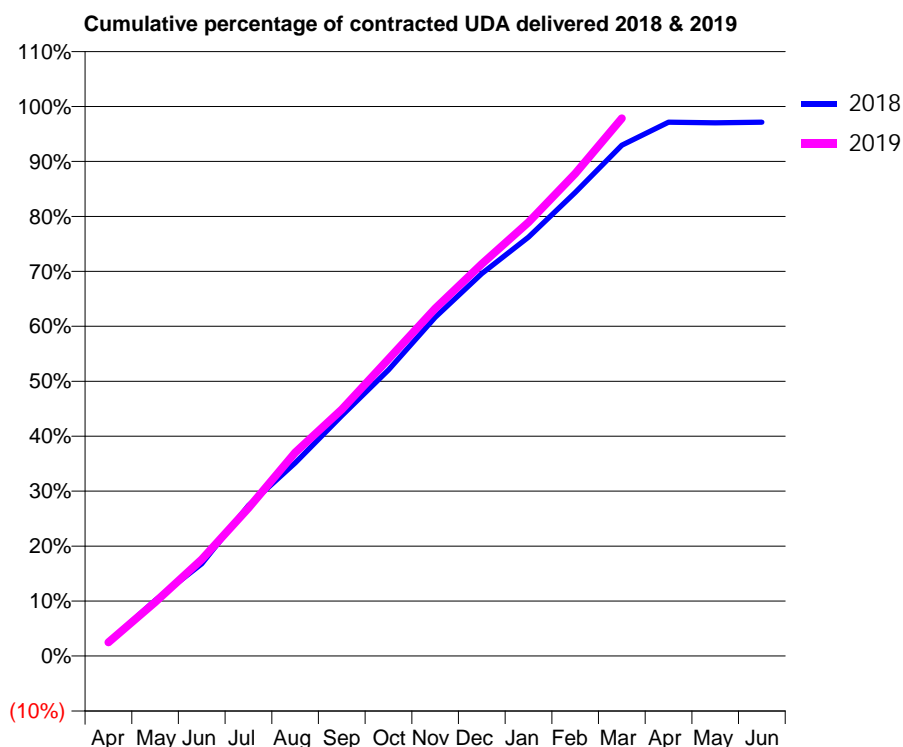
18/19 Contracted general activity (UDA)	14,267
Carry forward general activity (UDA)	408
18/19 Contracted orthodontic activity (UOA)	0
Carry forward orthodontic activity (UOA)	0
Baseline contract value	£354,221.91

ACCESS*

Patients seen in 24 months	Total	Change since previous quarter
Quarter ending March 2018	6,182	
Quarter ending June 2018	6,265	→
Quarter ending September 2018	6,414	↑
Quarter ending December 2018	6,526	→
Quarter ending March 2019	6,539	→
Variance since March 2018	5.8%	↑



ACTIVITY



Month	Adjusted Scheduled Activity (UDA)	
	2018	2019
April	358	354
May	1,447	1,397
June	2,395	2,510
July	3,907	3,843
August	5,015	5,286
September	6,236	6,401
October	7,427	7,708
November	8,794	9,023
December	9,929	10,177
January	10,875	11,261
February	12,036	12,524
March	13,259	13,958
April	13,856	
May	13,839	
June	13,859	

QUALITY

	Quantity	Base Number	Contract	AT	Region	England
% of FP17s for the same patient ID Re-attending within 3 months - Children	160	2,530	6.3%	10.7%	11.5%	11.8%
% of FP17s for the same patient ID Re-attending within 3 months - Adults	790	6,162	12.8%	14.1%	15.2%	15.7%
% of FP17s for the same patient ID Re-attending between 3 & 9 months - Children	1,339	2,530	52.9%	60.1%	60.2%	58.9%
% of FP17s for the same patient ID Re-attending between 3 & 9 months - Adults	2,468	6,162	40.1%	49.2%	51.8%	50.8%
% of FP17s for Band 1 Urgent Courses	777	8,363	9.3%	9.2%	8.1%	9.1%
% of FP17s Relating to Free Repair or Replacements	55	8,363	0.7%	0.7%	0.8%	0.8%
% of FP17s Relating to Continuations	32	8,363	0.4%	1.0%	0.9%	0.9%
% of Patients satisfied with the dentistry they have received	4	4	N/A	92.5%	92.7%	92.5%
% of Patients satisfied with the time they had to wait for an appointment	4	4	N/A	85.3%	87.4%	87.0%

* This is based on patients treated on this contract for their most recent course of treatment. Figures in italics indicate the base number of FP17s or Patient Questionnaire responses are less than 100. N/A is shown where the base number of responses is less than 10 during the period. % is calculated as Quantity/Base number*100

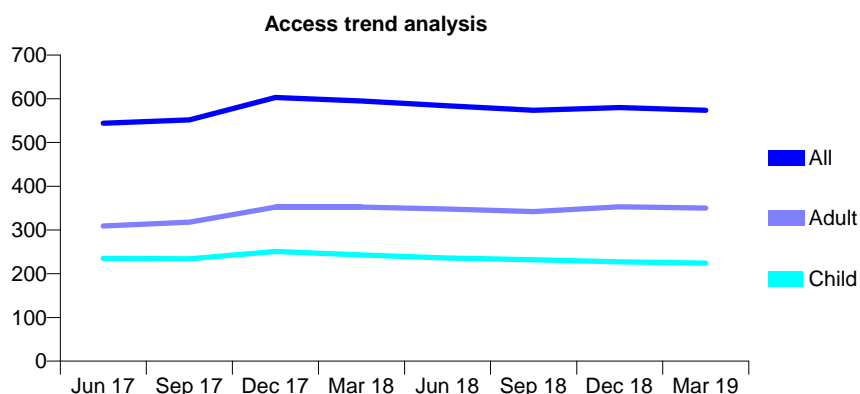
Q56 - Vital Signs At a Glance Contract Report for 125776/0003 - March 2019

Name or company name	Apex Dental Care Ltd
Contract type name	GDS Contract
Purpose of contract	General
Contract start date	01/06/2009
Contract end date	

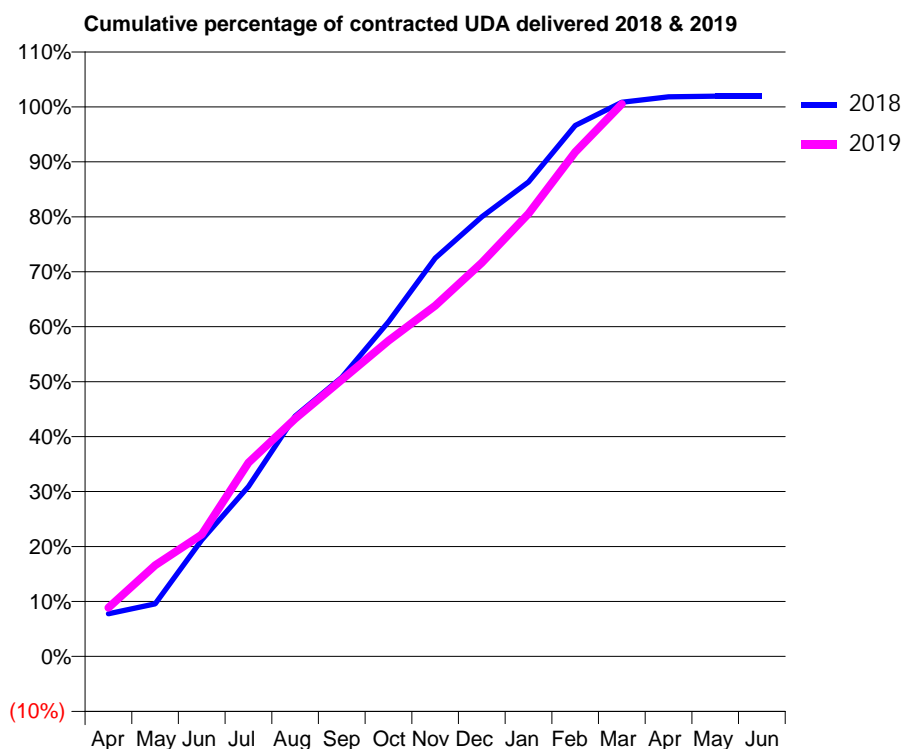
18/19 Contracted general activity (UDA)	1,202
Carry forward general activity (UDA)	-23
18/19 Contracted orthodontic activity (UOA)	0
Carry forward orthodontic activity (UOA)	0
Baseline contract value	£28,084.21

ACCESS*

Patients seen in 24 months	Total	Change since previous quarter
Quarter ending March 2018	595	
Quarter ending June 2018	584	↓
Quarter ending September 2018	574	↓
Quarter ending December 2018	580	→
Quarter ending March 2019	574	↓
Variance since March 2018	(3.5%)	↓



ACTIVITY



Month	2018	2019
April	93	107
May	115	199
June	255	267
July	372	424
August	525	520
September	610	605
October	732	691
November	871	767
December	962	861
January	1,038	969
February	1,161	1,103
March	1,212	1,208
April	1,224	
May	1,225	
June	1,225	

QUALITY

	Quantity	Base Number	Contract	AT	Region	England
% of FP17s for the same patient ID Re-attending within 3 months - Children	14	367	3.8%	10.7%	11.5%	11.8%
% of FP17s for the same patient ID Re-attending within 3 months - Adults	35	414	8.5%	14.1%	15.2%	15.7%
% of FP17s for the same patient ID Re-attending between 3 & 9 months - Children	270	367	73.6%	60.1%	60.2%	58.9%
% of FP17s for the same patient ID Re-attending between 3 & 9 months - Adults	204	414	49.3%	49.2%	51.8%	50.8%
% of FP17s for Band 1 Urgent Courses	37	774	4.8%	9.2%	8.1%	9.1%
% of FP17s Relating to Free Repair or Replacements	7	774	0.9%	0.7%	0.8%	0.8%
% of FP17s Relating to Continuations	4	774	0.5%	1.0%	0.9%	0.9%
% of Patients satisfied with the dentistry they have received	0	0	N/A	92.5%	92.7%	92.5%
% of Patients satisfied with the time they had to wait for an appointment	0	0	N/A	85.3%	87.4%	87.0%

* This is based on patients treated on this contract for their most recent course of treatment. Figures in italics indicate the base number of FP17s or Patient Questionnaire responses are less than 100. N/A is shown where the base number of responses is less than 10 during the period. % is calculated as Quantity/Base number*100

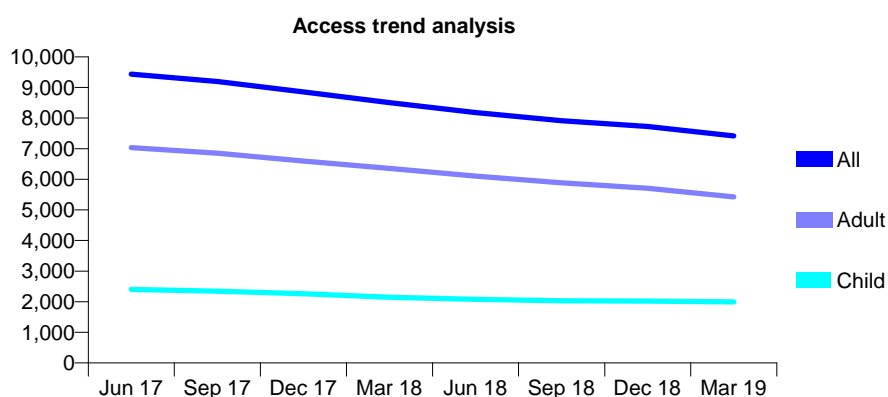
Q56 - Vital Signs At a Glance Contract Report for 125776/0010 - March 2019

Name or company name	Apex Dental Care Ltd
Contract type name	GDS Contract
Purpose of contract	General
Contract start date	01/04/2011
Contract end date	

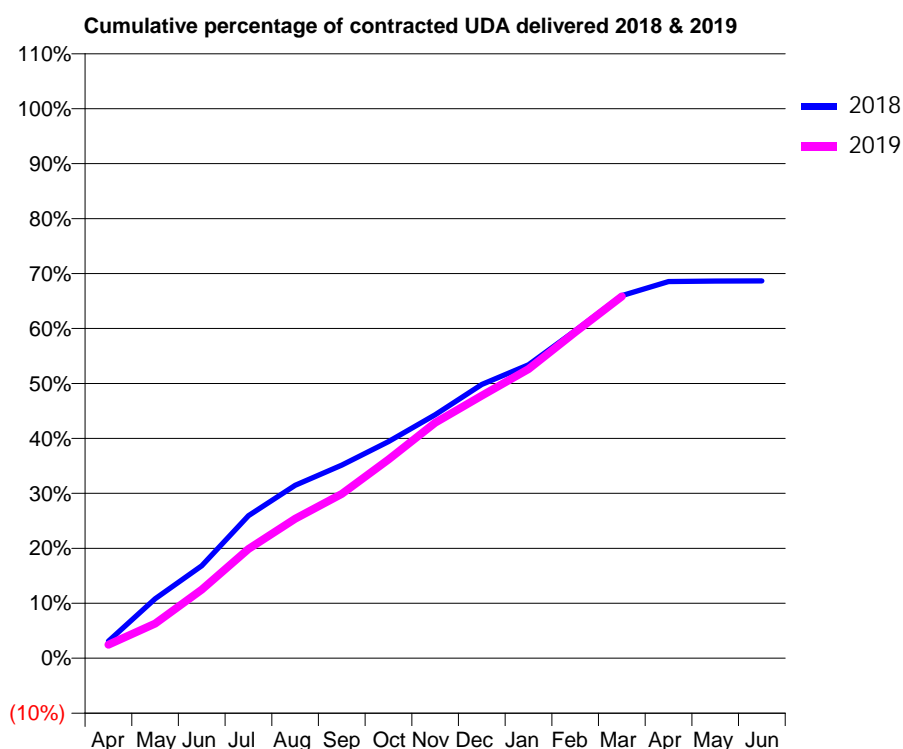
18/19 Contracted general activity (UDA)	26,362
Carry forward general activity (UDA)	0
18/19 Contracted orthodontic activity (UOA)	0
Carry forward orthodontic activity (UOA)	0
Baseline contract value	£701,420.68

ACCESS*

Patients seen in 24 months	Total	Change since previous quarter
Quarter ending March 2018	8,503	
Quarter ending June 2018	8,182	↓
Quarter ending September 2018	7,916	↓
Quarter ending December 2018	7,725	↓
Quarter ending March 2019	7,417	↓
Variance since March 2018	(12.8%)	↓



ACTIVITY



Month	Adjusted Scheduled Activity (UDA)	
	2018	2019
April	817	652
May	2,850	1,661
June	4,434	3,289
July	6,838	5,244
August	8,296	6,694
September	9,269	7,876
October	10,394	9,526
November	11,682	11,293
December	13,133	12,596
January	14,078	13,864
February	15,717	15,642
March	17,393	17,351
April	18,071	
May	18,089	
June	18,101	

QUALITY

	Quantity	Base Number	Contract	AT	Region	England
% of FP17s for the same patient ID Re-attending within 3 months - Children	223	3,028	7.4%	10.7%	11.5%	11.8%
% of FP17s for the same patient ID Re-attending within 3 months - Adults	1,075	7,181	15.0%	14.1%	15.2%	15.7%
% of FP17s for the same patient ID Re-attending between 3 & 9 months - Children	1,709	3,028	56.4%	60.1%	60.2%	58.9%
% of FP17s for the same patient ID Re-attending between 3 & 9 months - Adults	3,468	7,181	48.3%	49.2%	51.8%	50.8%
% of FP17s for Band 1 Urgent Courses	1,069	9,747	11.0%	9.2%	8.1%	9.1%
% of FP17s Relating to Free Repair or Replacements	122	9,747	1.3%	0.7%	0.8%	0.8%
% of FP17s Relating to Continuations	14	9,747	0.1%	1.0%	0.9%	0.9%
% of Patients satisfied with the dentistry they have received	1	1	N/A	92.5%	92.7%	92.5%
% of Patients satisfied with the time they had to wait for an appointment	1	1	N/A	85.3%	87.4%	87.0%

* This is based on patients treated on this contract for their most recent course of treatment.

Figures in italics indicate the base number of FP17s or Patient Questionnaire responses are less than 100. N/A is shown where the base number of responses is less than 10 during the period. % is calculated as Quantity/Base number*100

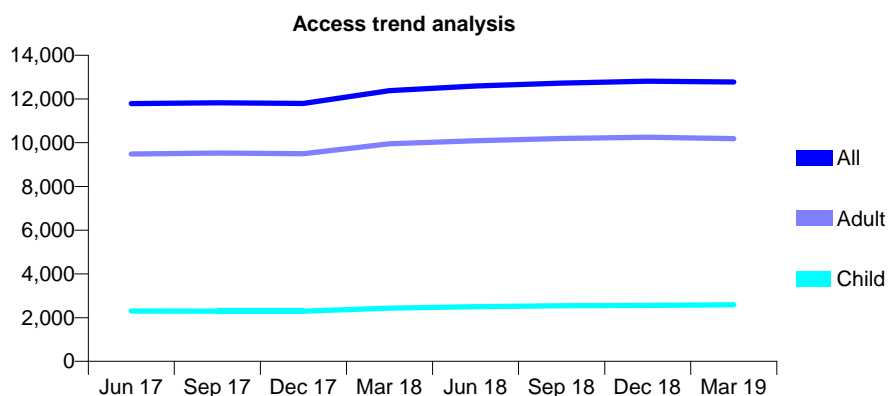
Q56 - Vital Signs At a Glance Contract Report for 126225/0001 - March 2019

Name or company name	Dr P Vaid, Dr S Radia and Dr S Shah
Contract type name	GDS Contract
Purpose of contract	General
Contract start date	01/04/2014
Contract end date	

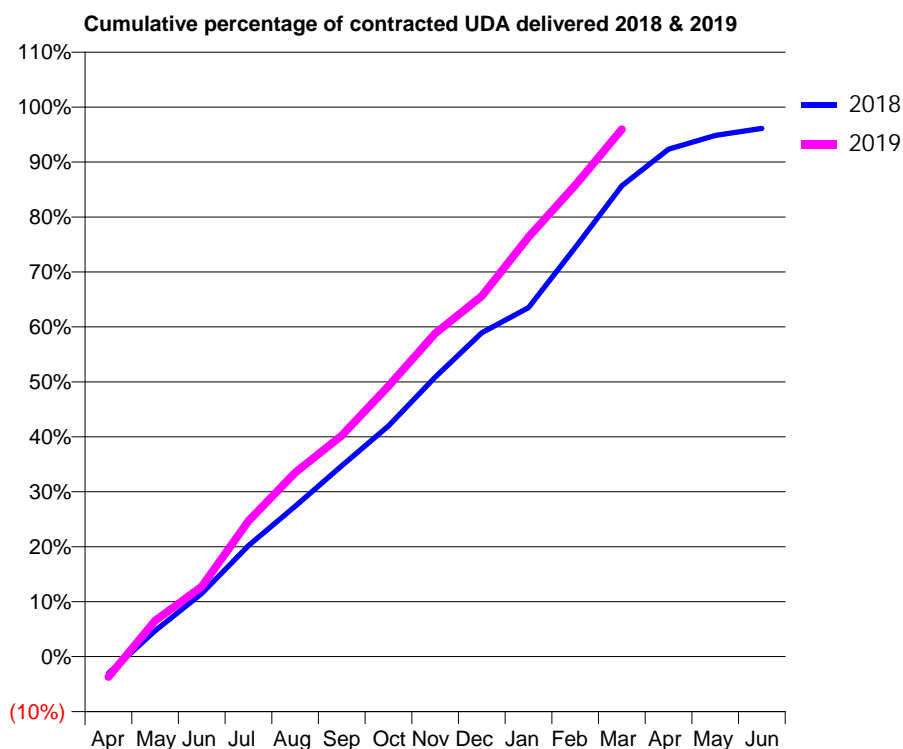
18/19 Contracted general activity (UDA)	40,332
Carry forward general activity (UDA)	1,495
18/19 Contracted orthodontic activity (UOA)	0
Carry forward orthodontic activity (UOA)	0
Baseline contract value	£1,295,686.00

ACCESS*

Patients seen in 24 months	Total	Change since previous quarter
Quarter ending March 2018	12,382	
Quarter ending June 2018	12,591	→
Quarter ending September 2018	12,731	→
Quarter ending December 2018	12,811	→
Quarter ending March 2019	12,774	→
Variance since March 2018	3.2%	↑



ACTIVITY



Month	Adjusted Scheduled Activity (UDA)	
	2018	2019
April	-1,173	-1,495
May	1,810	2,636
June	4,406	5,141
July	7,739	9,962
August	10,491	13,503
September	13,319	16,236
October	16,094	19,850
November	19,500	23,715
December	22,586	26,457
January	24,339	30,782
February	28,545	34,597
March	32,834	38,692
April	35,392	
May	36,353	
June	36,837	

QUALITY

	Quantity	Base Number	Contract	AT	Region	England
% of FP17s for the same patient ID Re-attending within 3 months - Children	255	4,030	6.3%	10.7%	11.5%	11.8%
% of FP17s for the same patient ID Re-attending within 3 months - Adults	1,720	13,953	12.3%	14.1%	15.2%	15.7%
% of FP17s for the same patient ID Re-attending between 3 & 9 months - Children	2,449	4,030	60.8%	60.1%	60.2%	58.9%
% of FP17s for the same patient ID Re-attending between 3 & 9 months - Adults	5,464	13,953	39.2%	49.2%	51.8%	50.8%
% of FP17s for Band 1 Urgent Courses	1,093	17,005	6.4%	9.2%	8.1%	9.1%
% of FP17s Relating to Free Repair or Replacements	196	17,005	1.2%	0.7%	0.8%	0.8%
% of FP17s Relating to Continuations	205	17,005	1.2%	1.0%	0.9%	0.9%
% of Patients satisfied with the dentistry they have received	4	4	N/A	92.5%	92.7%	92.5%
% of Patients satisfied with the time they had to wait for an appointment	3	4	N/A	85.3%	87.4%	87.0%

* This is based on patients treated on this contract for their most recent course of treatment. Figures in italics indicate the base number of FP17s or Patient Questionnaire responses are less than 100. N/A is shown where the base number of responses is less than 10 during the period. % is calculated as Quantity/Base number*100

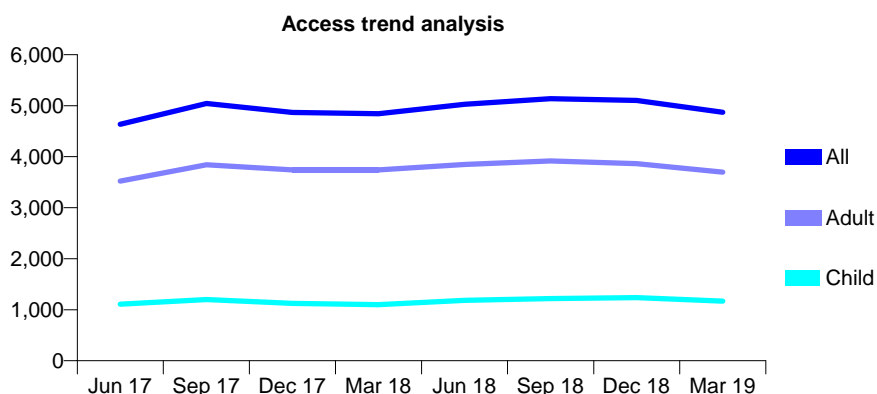
Q56 - Vital Signs At a Glance Contract Report for 127809/0001 - March 2019

Name or company name	S Emami, M Dehghanpour, J Vaghela, J Va
Contract type name	GDS Contract
Purpose of contract	General
Contract start date	01/11/2010
Contract end date	

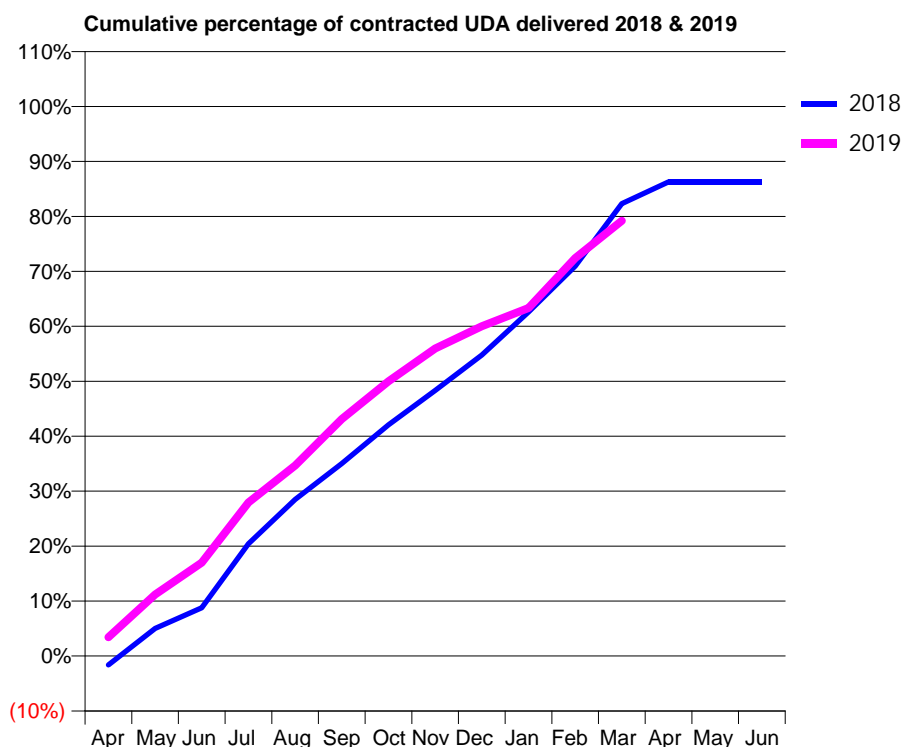
18/19 Contracted general activity (UDA)	16,500
Carry forward general activity (UDA)	0
18/19 Contracted orthodontic activity (UOA)	0
Carry forward orthodontic activity (UOA)	0
Baseline contract value	£395,542.90

ACCESS*

Patients seen in 24 months	Total	Change since previous quarter
Quarter ending March 2018	4,842	
Quarter ending June 2018	5,030	↑
Quarter ending September 2018	5,137	↑
Quarter ending December 2018	5,102	→
Quarter ending March 2019	4,869	↓
Variance since March 2018	0.6%	→



ACTIVITY



Month	Adjusted Scheduled Activity (UDA)	
	2018	2019
April	-269	568
May	832	1,848
June	1,451	2,804
July	3,370	4,611
August	4,703	5,721
September	5,781	7,114
October	6,940	8,248
November	7,973	9,233
December	9,036	9,899
January	10,330	10,449
February	11,706	11,951
March	13,578	13,067
April	14,237	
May	14,237	
June	14,237	

QUALITY

	Quantity	Base Number	Contract	AT	Region	England
% of FP17s for the same patient ID Re-attending within 3 months - Children	107	1,827	5.9%	10.7%	11.5%	11.8%
% of FP17s for the same patient ID Re-attending within 3 months - Adults	522	5,214	10.0%	14.1%	15.2%	15.7%
% of FP17s for the same patient ID Re-attending between 3 & 9 months - Children	977	1,827	53.5%	60.1%	60.2%	58.9%
% of FP17s for the same patient ID Re-attending between 3 & 9 months - Adults	2,566	5,214	49.2%	49.2%	51.8%	50.8%
% of FP17s for Band 1 Urgent Courses	785	6,700	11.7%	9.2%	8.1%	9.1%
% of FP17s Relating to Free Repair or Replacements	48	6,700	0.7%	0.7%	0.8%	0.8%
% of FP17s Relating to Continuations	16	6,700	0.2%	1.0%	0.9%	0.9%
% of Patients satisfied with the dentistry they have received	3	4	N/A	92.5%	92.7%	92.5%
% of Patients satisfied with the time they had to wait for an appointment	3	4	N/A	85.3%	87.4%	87.0%

* This is based on patients treated on this contract for their most recent course of treatment.

Figures in italics indicate the base number of FP17s or Patient Questionnaire responses are less than 100. N/A is shown where the base number of responses is less than 10 during the period. % is calculated as Quantity/Base number*100

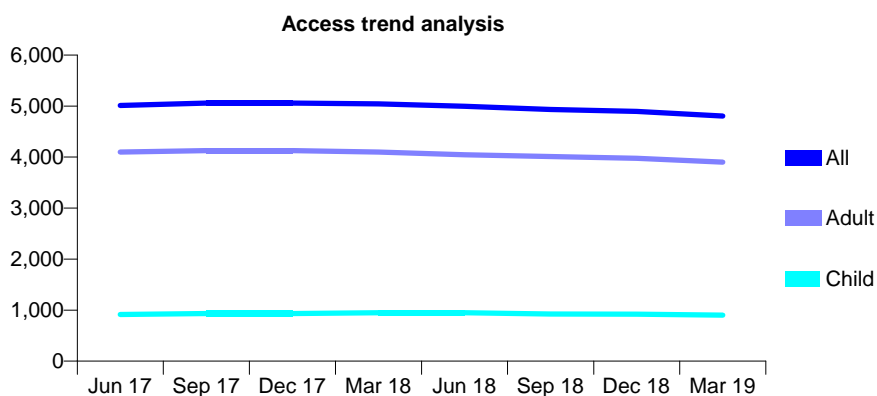
Q56 - Vital Signs At a Glance Contract Report for 128767/0001 - March 2019

Name or company name	Hejazifar, Namazy, and Namazy
Contract type name	GDS Contract
Purpose of contract	General
Contract start date	01/04/2013
Contract end date	

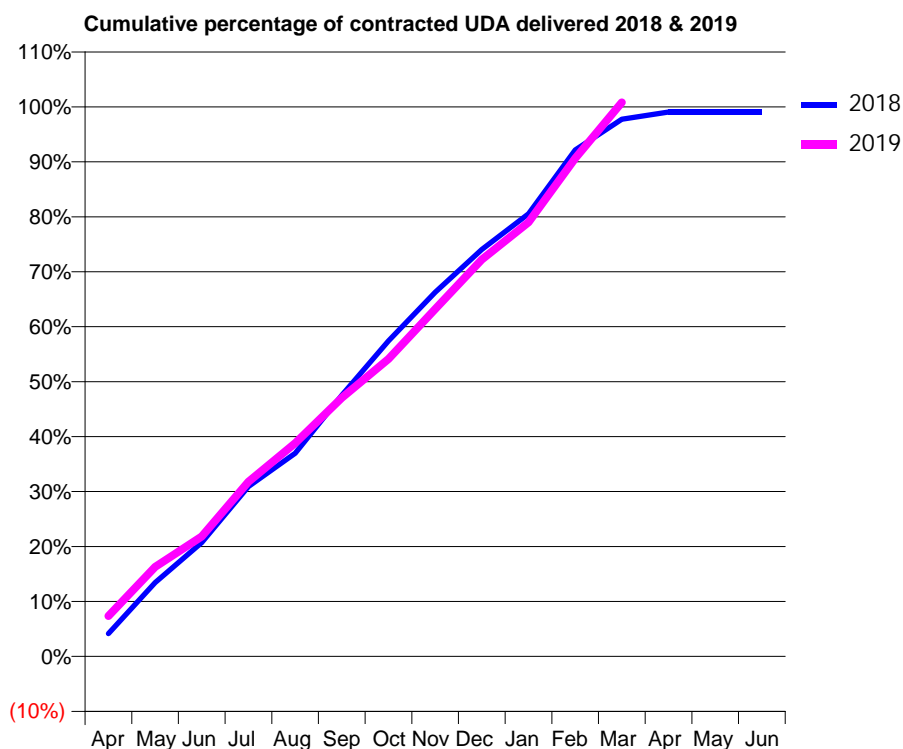
18/19 Contracted general activity (UDA)	14,333
Carry forward general activity (UDA)	135
18/19 Contracted orthodontic activity (UOA)	0
Carry forward orthodontic activity (UOA)	0
Baseline contract value	£354,255.89

ACCESS*

Patients seen in 24 months	Total	Change since previous quarter
Quarter ending March 2018	5,045	
Quarter ending June 2018	4,994	↓
Quarter ending September 2018	4,934	↓
Quarter ending December 2018	4,896	→
Quarter ending March 2019	4,803	↓
Variance since March 2018	(4.8%)	↓



ACTIVITY



Month	2018	2019
April	598	1,056
May	1,925	2,334
June	2,971	3,129
July	4,429	4,553
August	5,298	5,565
September	6,810	6,741
October	8,229	7,759
November	9,498	9,059
December	10,613	10,348
January	11,542	11,325
February	13,208	12,993
March	14,008	14,449
April	14,195	
May	14,200	
June	14,198	

QUALITY

	Quantity	Base Number	Contract	AT	Region	England
% of FP17s for the same patient ID Re-attending within 3 months - Children	85	1,553	5.5%	10.7%	11.5%	11.8%
% of FP17s for the same patient ID Re-attending within 3 months - Adults	679	5,813	11.7%	14.1%	15.2%	15.7%
% of FP17s for the same patient ID Re-attending between 3 & 9 months - Children	1,126	1,553	72.5%	60.1%	60.2%	58.9%
% of FP17s for the same patient ID Re-attending between 3 & 9 months - Adults	3,208	5,813	55.2%	49.2%	51.8%	50.8%
% of FP17s for Band 1 Urgent Courses	456	7,269	6.3%	9.2%	8.1%	9.1%
% of FP17s Relating to Free Repair or Replacements	48	7,269	0.7%	0.7%	0.8%	0.8%
% of FP17s Relating to Continuations	30	7,269	0.4%	1.0%	0.9%	0.9%
% of Patients satisfied with the dentistry they have received	2	2	N/A	92.5%	92.7%	92.5%
% of Patients satisfied with the time they had to wait for an appointment	2	2	N/A	85.3%	87.4%	87.0%

* This is based on patients treated on this contract for their most recent course of treatment. Figures in italics indicate the base number of FP17s or Patient Questionnaire responses are less than 100. N/A is shown where the base number of responses is less than 10 during the period. % is calculated as Quantity/Base number*100

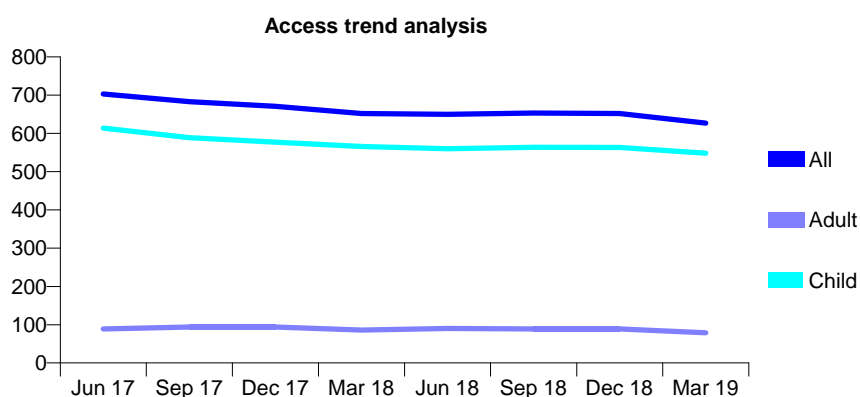
Q56 - Vital Signs At a Glance Contract Report for 128953/0002 - March 2019

Name or company name	Cathedral Dental Practice Ltd
Contract type name	GDS Contract
Purpose of contract	General
Contract start date	01/04/2015
Contract end date	

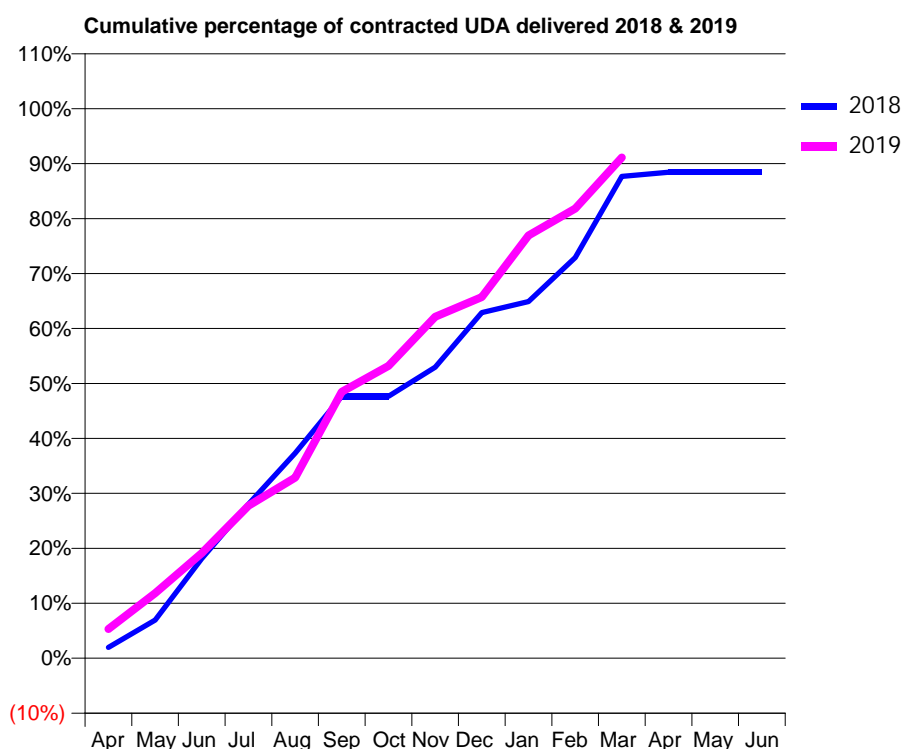
18/19 Contracted general activity (UDA)	1,210
Carry forward general activity (UDA)	0
18/19 Contracted orthodontic activity (UOA)	0
Carry forward orthodontic activity (UOA)	0
Baseline contract value	£27,733.11

ACCESS*

Patients seen in 24 months	Total	Change since previous quarter
Quarter ending March 2018	652	
Quarter ending June 2018	650	→
Quarter ending September 2018	653	→
Quarter ending December 2018	652	→
Quarter ending March 2019	627	↓
Variance since March 2018	(3.8%)	↓



ACTIVITY



Month	Adjusted Scheduled Activity (UDA)	
	2018	2019
April	24	64
May	84	143
June	219	231
July	339	336
August	451	398
September	577	586
October	577	644
November	641	752
December	761	795
January	785	931
February	882	990
March	1,061	1,102
April	1,070	
May	1,070	
June	1,070	

QUALITY

	Quantity	Base Number	Contract	AT	Region	England
% of FP17s for the same patient ID Re-attending within 3 months - Children	45	821	5.5%	10.7%	11.5%	11.8%
% of FP17s for the same patient ID Re-attending within 3 months - Adults	0	30	0.0%	14.1%	15.2%	15.7%
% of FP17s for the same patient ID Re-attending between 3 & 9 months - Children	487	821	59.3%	60.1%	60.2%	58.9%
% of FP17s for the same patient ID Re-attending between 3 & 9 months - Adults	22	30	73.3%	49.2%	51.8%	50.8%
% of FP17s for Band 1 Urgent Courses	17	836	2.0%	9.2%	8.1%	9.1%
% of FP17s Relating to Free Repair or Replacements	0	836	0.0%	0.7%	0.8%	0.8%
% of FP17s Relating to Continuations	0	836	0.0%	1.0%	0.9%	0.9%
% of Patients satisfied with the dentistry they have received	0	0	N/A	92.5%	92.7%	92.5%
% of Patients satisfied with the time they had to wait for an appointment	0	0	N/A	85.3%	87.4%	87.0%

* This is based on patients treated on this contract for their most recent course of treatment.

Figures in italics indicate the base number of FP17s or Patient Questionnaire responses are less than 100. N/A is shown where the base number of responses is less than 10 during the period. % is calculated as Quantity/Base number*100

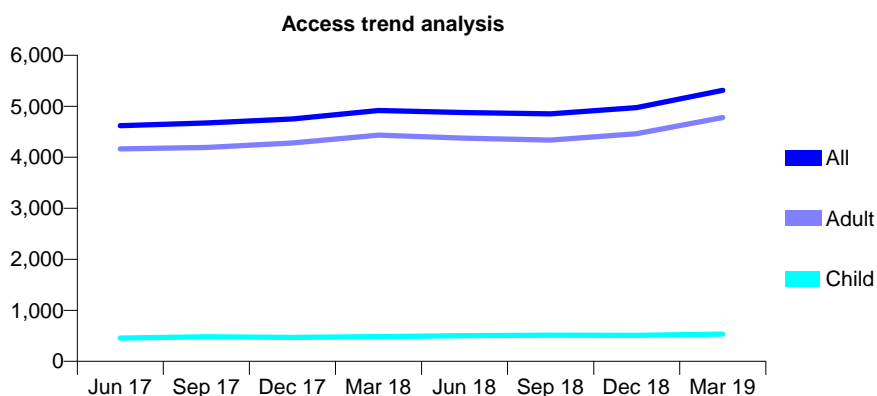
Q56 - Vital Signs At a Glance Contract Report for 132225/0001 - March 2019

Name or company name	Peterborough Dental Access Centre
Contract type name	PDS Contract
Purpose of contract	General
Contract start date	01/04/2006
Contract end date	30/09/2019

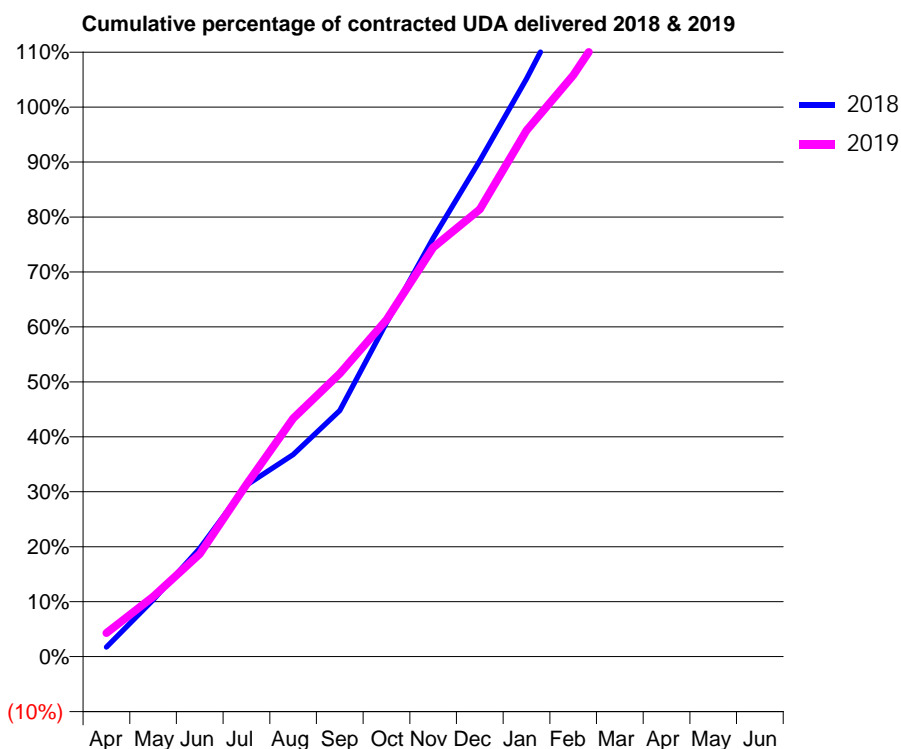
18/19 Contracted general activity (UDA)	4,000
Carry forward general activity (UDA)	0
18/19 Contracted orthodontic activity (UOA)	0
Carry forward orthodontic activity (UOA)	0
Baseline contract value	£195,779.47

ACCESS*

Patients seen in 24 months	Total	Change since previous quarter
Quarter ending March 2018	4,919	
Quarter ending June 2018	4,878	→
Quarter ending September 2018	4,852	→
Quarter ending December 2018	4,973	↑
Quarter ending March 2019	5,315	↑
Variance since March 2018	8.1%	↑



ACTIVITY



Month	Adjusted Scheduled Activity (UDA)	
	2018	2019
April	70	172
May	413	437
June	788	747
July	1,248	1,252
August	1,471	1,735
September	1,791	2,060
October	2,431	2,451
November	3,047	2,978
December	3,610	3,255
January	4,205	3,830
February	4,851	4,231
March	5,185	4,736
April	5,384	
May	5,383	
June	5,395	

QUALITY

	Quantity	Base Number	Contract	AT	Region	England
% of FP17s for the same patient ID Re-attending within 3 months - Children	58	709	8.2%	10.7%	11.5%	11.8%
% of FP17s for the same patient ID Re-attending within 3 months - Adults	347	3,946	8.8%	14.1%	15.2%	15.7%
% of FP17s for the same patient ID Re-attending between 3 & 9 months - Children	53	709	7.5%	60.1%	60.2%	58.9%
% of FP17s for the same patient ID Re-attending between 3 & 9 months - Adults	196	3,946	5.0%	49.2%	51.8%	50.8%
% of FP17s for Band 1 Urgent Courses	3,940	3,972	99.2%	9.2%	8.1%	9.1%
% of FP17s Relating to Free Repair or Replacements	0	3,972	0.0%	0.7%	0.8%	0.8%
% of FP17s Relating to Continuations	0	3,972	0.0%	1.0%	0.9%	0.9%
% of Patients satisfied with the dentistry they have received	0	0	N/A	92.5%	92.7%	92.5%
% of Patients satisfied with the time they had to wait for an appointment	0	0	N/A	85.3%	87.4%	87.0%

* This is based on patients treated on this contract for their most recent course of treatment. Figures in italics indicate the base number of FP17s or Patient Questionnaire responses are less than 100. N/A is shown where the base number of responses is less than 10 during the period. % is calculated as Quantity/Base number*100

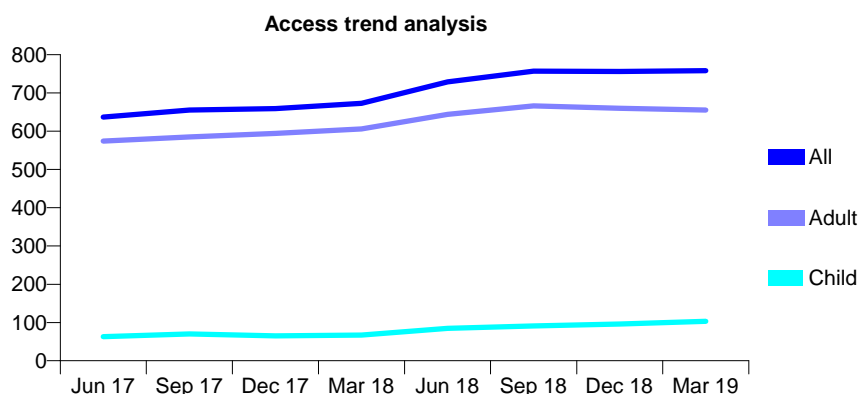
Q56 - Vital Signs At a Glance Contract Report for 132225/0002 - March 2019

Name or company name	Peterborough Dental Access Centre
Contract type name	PDS Contract
Purpose of contract	General
Contract start date	01/04/2011
Contract end date	31/03/2019

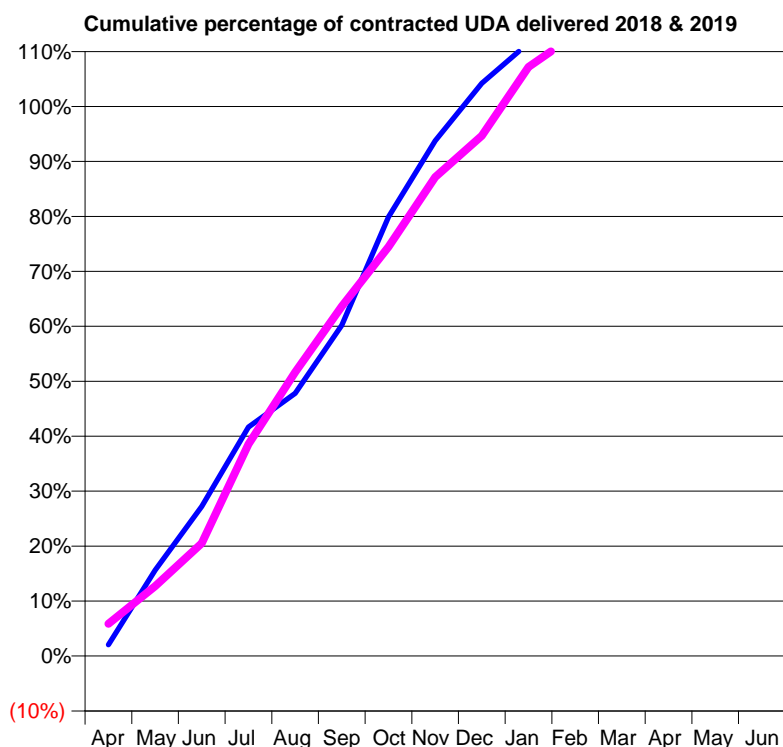
18/19 Contracted general activity (UDA)	632
Carry forward general activity (UDA)	0
18/19 Contracted orthodontic activity (UOA)	0
Carry forward orthodontic activity (UOA)	0
Baseline contract value	£37,807.20

ACCESS*

Patients seen in 24 months	Total	Change since previous quarter
Quarter ending March 2018	673	
Quarter ending June 2018	729	↑
Quarter ending September 2018	757	↑
Quarter ending December 2018	756	→
Quarter ending March 2019	758	→
Variance since March 2018	12.6%	↑



ACTIVITY



Month	Adjusted Scheduled Activity (UDA)	
	2018	2019
April	13	37
May	99	80
June	172	130
July	263	244
August	302	326
September	380	402
October	505	470
November	593	551
December	659	598
January	705	677
February	747	715
March	758	777
April	770	
May	771	
June	771	

QUALITY

	Quantity	Base Number	Contract	AT	Region	England
% of FP17s for the same patient ID Re-attending within 3 months - Children	3	144	2.1%	10.7%	11.5%	11.8%
% of FP17s for the same patient ID Re-attending within 3 months - Adults	6	516	1.2%	14.1%	15.2%	15.7%
% of FP17s for the same patient ID Re-attending between 3 & 9 months - Children	2	144	1.4%	60.1%	60.2%	58.9%
% of FP17s for the same patient ID Re-attending between 3 & 9 months - Adults	2	516	0.4%	49.2%	51.8%	50.8%
% of FP17s for Band 1 Urgent Courses	645	646	99.8%	9.2%	8.1%	9.1%
% of FP17s Relating to Free Repair or Replacements	0	646	0.0%	0.7%	0.8%	0.8%
% of FP17s Relating to Continuations	0	646	0.0%	1.0%	0.9%	0.9%
% of Patients satisfied with the dentistry they have received	0	0	N/A	92.5%	92.7%	92.5%
% of Patients satisfied with the time they had to wait for an appointment	0	0	N/A	85.3%	87.4%	87.0%

* This is based on patients treated on this contract for their most recent course of treatment. Figures in italics indicate the base number of FP17s or Patient Questionnaire responses are less than 100. N/A is shown where the base number of responses is less than 10 during the period. % is calculated as Quantity/Base number*100

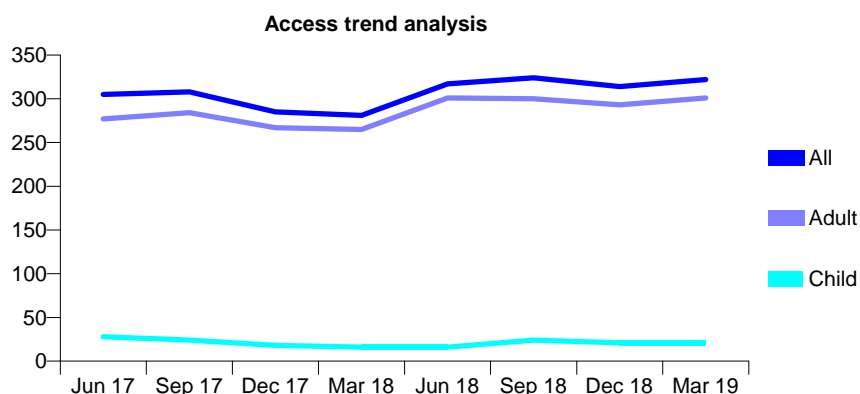
Q56 - Vital Signs At a Glance Contract Report for 132225/0003 - March 2019

Name or company name	Peterborough Dental Access Centre
Contract type name	PDS Contract
Purpose of contract	General
Contract start date	01/04/2011
Contract end date	31/03/2019

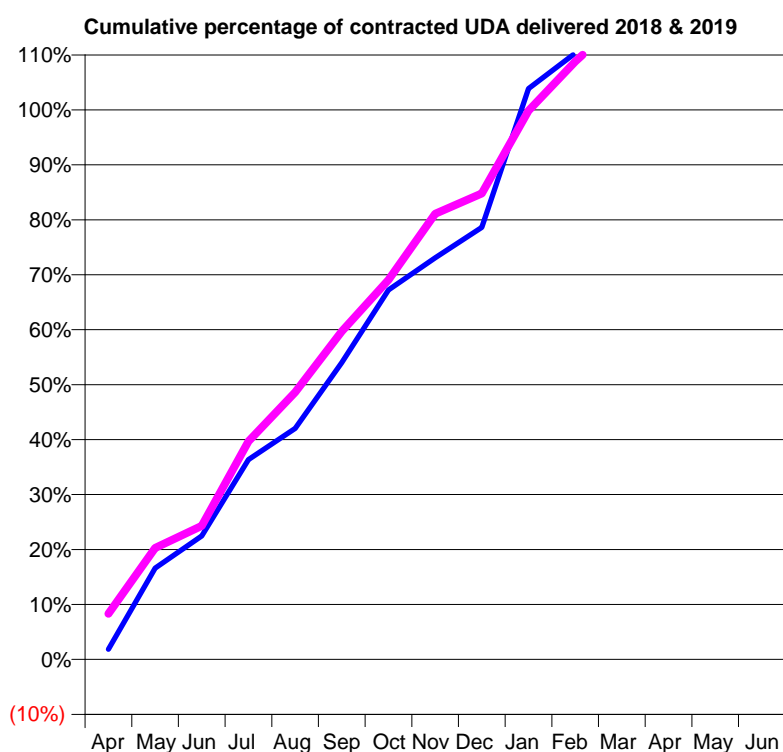
18/19 Contracted general activity (UDA)	390
Carry forward general activity (UDA)	0
18/19 Contracted orthodontic activity (UOA)	0
Carry forward orthodontic activity (UOA)	0
Baseline contract value	£35,347.98

ACCESS*

Patients seen in 24 months	Total	Change since previous quarter
Quarter ending March 2018	281	
Quarter ending June 2018	317	↑
Quarter ending September 2018	324	↑
Quarter ending December 2018	314	↓
Quarter ending March 2019	322	↑
Variance since March 2018	14.6%	↑



ACTIVITY



Month	2018	2019
April	7	32
May	65	79
June	88	95
July	142	155
August	164	190
September	211	233
October	262	269
November	285	316
December	307	331
January	405	389
February	430	424
March	467	454
April	500	
May	500	
June	500	

QUALITY

	Quantity	Base Number	Contract	AT	Region	England
% of FP17s for the same patient ID Re-attending within 3 months - Children	0	64	0.0%	10.7%	11.5%	11.8%
% of FP17s for the same patient ID Re-attending within 3 months - Adults	3	351	0.9%	14.1%	15.2%	15.7%
% of FP17s for the same patient ID Re-attending between 3 & 9 months - Children	0	64	0.0%	60.1%	60.2%	58.9%
% of FP17s for the same patient ID Re-attending between 3 & 9 months - Adults	2	351	0.6%	49.2%	51.8%	50.8%
% of FP17s for Band 1 Urgent Courses	371	376	98.7%	9.2%	8.1%	9.1%
% of FP17s Relating to Free Repair or Replacements	0	376	0.0%	0.7%	0.8%	0.8%
% of FP17s Relating to Continuations	0	376	0.0%	1.0%	0.9%	0.9%
% of Patients satisfied with the dentistry they have received	0	0	N/A	92.5%	92.7%	92.5%
% of Patients satisfied with the time they had to wait for an appointment	0	0	N/A	85.3%	87.4%	87.0%

* This is based on patients treated on this contract for their most recent course of treatment. Figures in italics indicate the base number of FP17s or Patient Questionnaire responses are less than 100. N/A is shown where the base number of responses is less than 10 during the period. % is calculated as Quantity/Base number*100

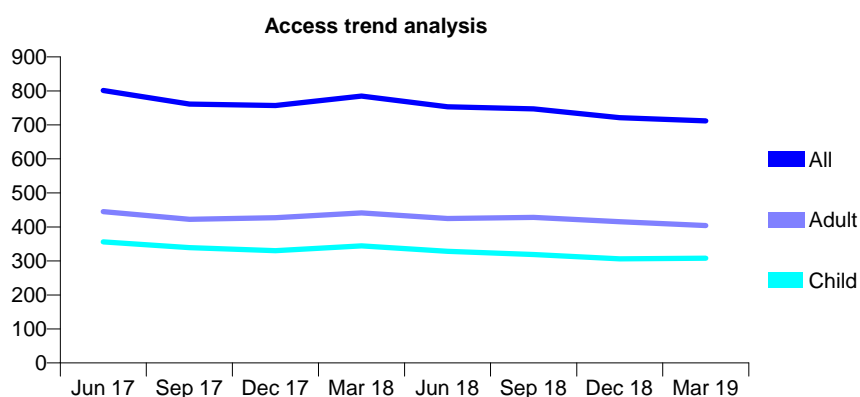
Q56 - Vital Signs At a Glance Contract Report for 132225/0004 - March 2019

Name or company name	Peterborough Dental Access Centre
Contract type name	PDS Contract
Purpose of contract	General
Contract start date	01/04/2011
Contract end date	31/03/2019

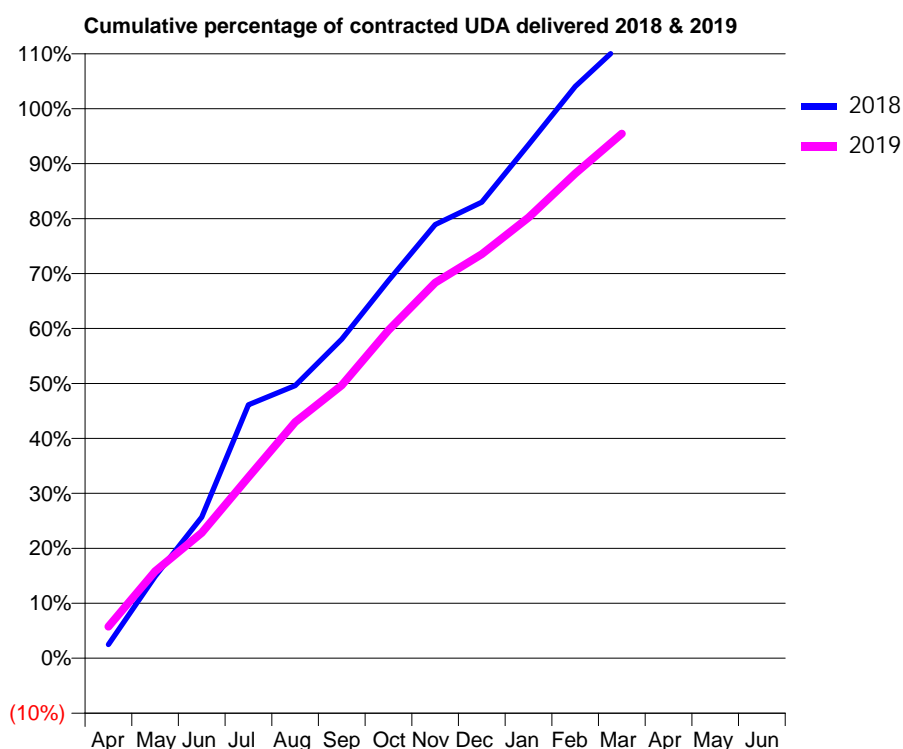
18/19 Contracted general activity (UDA)	1,475
Carry forward general activity (UDA)	0
18/19 Contracted orthodontic activity (UOA)	0
Carry forward orthodontic activity (UOA)	0
Baseline contract value	£112,301.28

ACCESS*

Patients seen in 24 months	Total	Change since previous quarter
Quarter ending March 2018	785	
Quarter ending June 2018	753	↓
Quarter ending September 2018	747	→
Quarter ending December 2018	721	↓
Quarter ending March 2019	712	↓
Variance since March 2018	(9.3%)	↓



ACTIVITY



Adjusted Scheduled Activity (UDA)		
Month	2018	2019
April	37	85
May	220	234
June	379	337
July	680	486
August	732	634
September	856	732
October	1,013	880
November	1,164	1,008
December	1,224	1,084
January	1,378	1,183
February	1,535	1,301
March	1,650	1,408
April	1,725	
May	1,725	
June	1,725	

QUALITY

	Quantity	Base Number	Contract	AT	Region	England
% of FP17s for the same patient ID Re-attending within 3 months - Children	26	480	5.4%	10.7%	11.5%	11.8%
% of FP17s for the same patient ID Re-attending within 3 months - Adults	25	460	5.4%	14.1%	15.2%	15.7%
% of FP17s for the same patient ID Re-attending between 3 & 9 months - Children	172	480	35.8%	60.1%	60.2%	58.9%
% of FP17s for the same patient ID Re-attending between 3 & 9 months - Adults	222	460	48.3%	49.2%	51.8%	50.8%
% of FP17s for Band 1 Urgent Courses	45	875	5.1%	9.2%	8.1%	9.1%
% of FP17s Relating to Free Repair or Replacements	0	875	0.0%	0.7%	0.8%	0.8%
% of FP17s Relating to Continuations	0	875	0.0%	1.0%	0.9%	0.9%
% of Patients satisfied with the dentistry they have received	0	0	N/A	92.5%	92.7%	92.5%
% of Patients satisfied with the time they had to wait for an appointment	0	0	N/A	85.3%	87.4%	87.0%

* This is based on patients treated on this contract for their most recent course of treatment.

Figures in italics indicate the base number of FP17s or Patient Questionnaire responses are less than 100. N/A is shown where the base number of responses is less than 10 during the period. % is calculated as Quantity/Base number*100

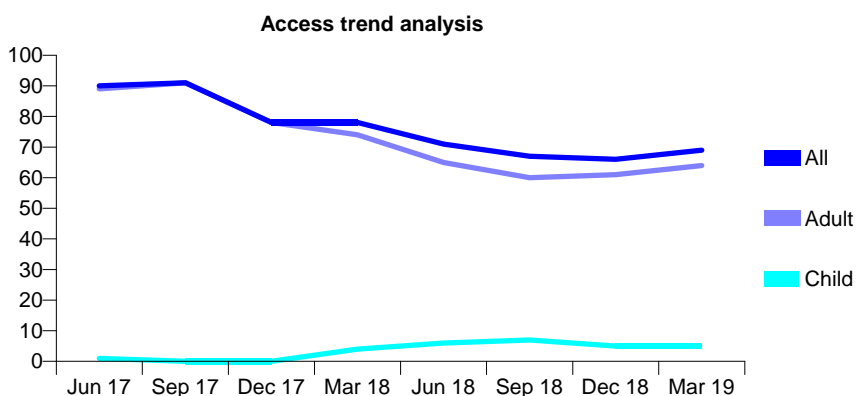
Q56 - Vital Signs At a Glance Contract Report for 132225/0005 - March 2019

Name or company name	Peterborough Dental Access Centre
Contract type name	PDS Contract
Purpose of contract	General
Contract start date	01/04/2011
Contract end date	31/03/2019

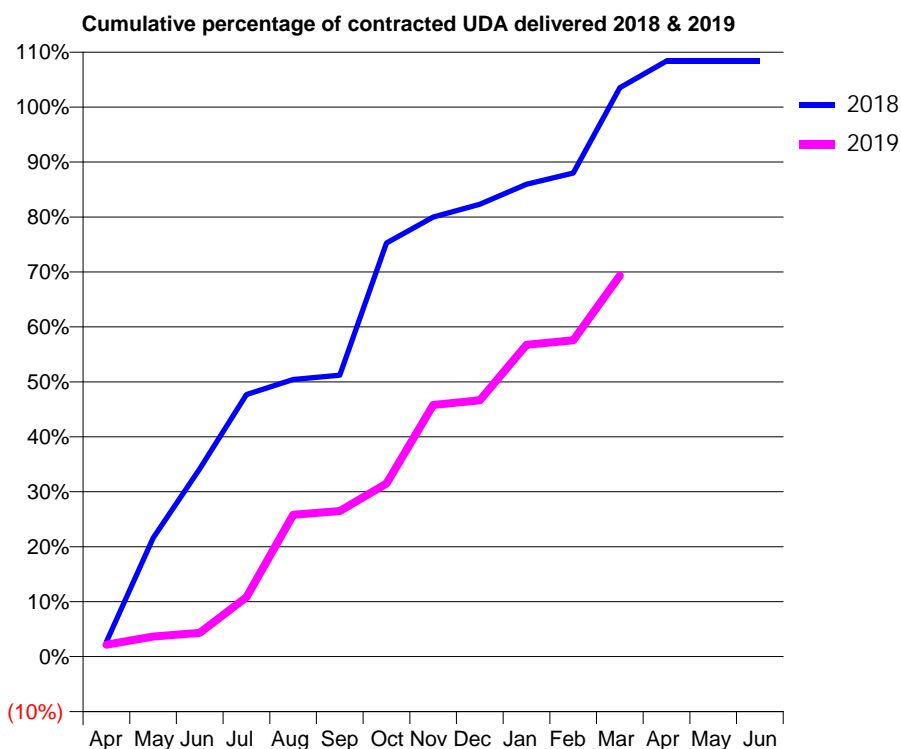
18/19 Contracted general activity (UDA)	148
Carry forward general activity (UDA)	0
18/19 Contracted orthodontic activity (UOA)	0
Carry forward orthodontic activity (UOA)	0
Baseline contract value	£13,380.44

ACCESS*

Patients seen in 24 months	Total	Change since previous quarter
Quarter ending March 2018	78	
Quarter ending June 2018	71	↓
Quarter ending September 2018	67	↓
Quarter ending December 2018	66	↓
Quarter ending March 2019	69	↑
Variance since March 2018	(11.5%)	↓



ACTIVITY



Month	Adjusted Scheduled Activity (UDA)	
	2018	2019
April	4	3
May	32	5
June	51	6
July	71	16
August	75	38
September	76	39
October	111	47
November	118	68
December	122	69
January	127	84
February	130	85
March	153	103
April	160	
May	160	
June	160	

QUALITY

	Quantity	Base Number	Contract	AT	Region	England
% of FP17s for the same patient ID Re-attending within 3 months - Children	0	8	0.0%	10.7%	11.5%	11.8%
% of FP17s for the same patient ID Re-attending within 3 months - Adults	3	51	5.9%	14.1%	15.2%	15.7%
% of FP17s for the same patient ID Re-attending between 3 & 9 months - Children	0	8	0.0%	60.1%	60.2%	58.9%
% of FP17s for the same patient ID Re-attending between 3 & 9 months - Adults	5	51	9.8%	49.2%	51.8%	50.8%
% of FP17s for Band 1 Urgent Courses	18	54	33.3%	9.2%	8.1%	9.1%
% of FP17s Relating to Free Repair or Replacements	0	54	0.0%	0.7%	0.8%	0.8%
% of FP17s Relating to Continuations	0	54	0.0%	1.0%	0.9%	0.9%
% of Patients satisfied with the dentistry they have received	0	0	N/A	92.5%	92.7%	92.5%
% of Patients satisfied with the time they had to wait for an appointment	0	0	N/A	85.3%	87.4%	87.0%

* This is based on patients treated on this contract for their most recent course of treatment. Figures in italics indicate the base number of FP17s or Patient Questionnaire responses are less than 100. N/A is shown where the base number of responses is less than 10 during the period. % is calculated as Quantity/Base number*100

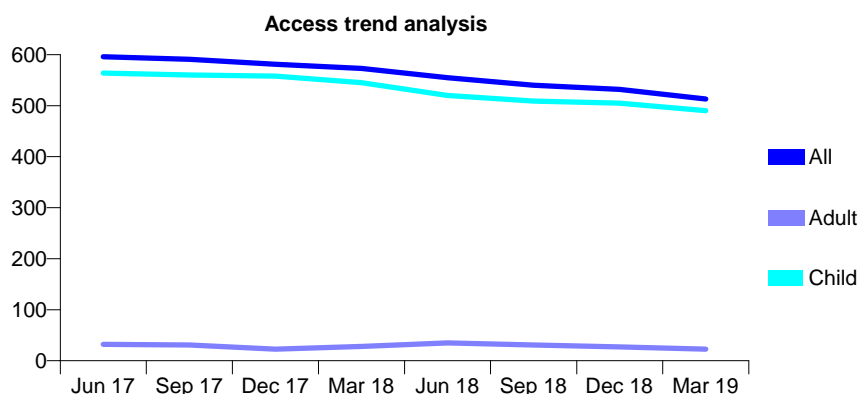
Q56 - Vital Signs At a Glance Contract Report for 132225/0006 - March 2019

Name or company name	Peterborough Dental Access Centre
Contract type name	PDS Contract
Purpose of contract	General
Contract start date	01/04/2011
Contract end date	31/03/2019

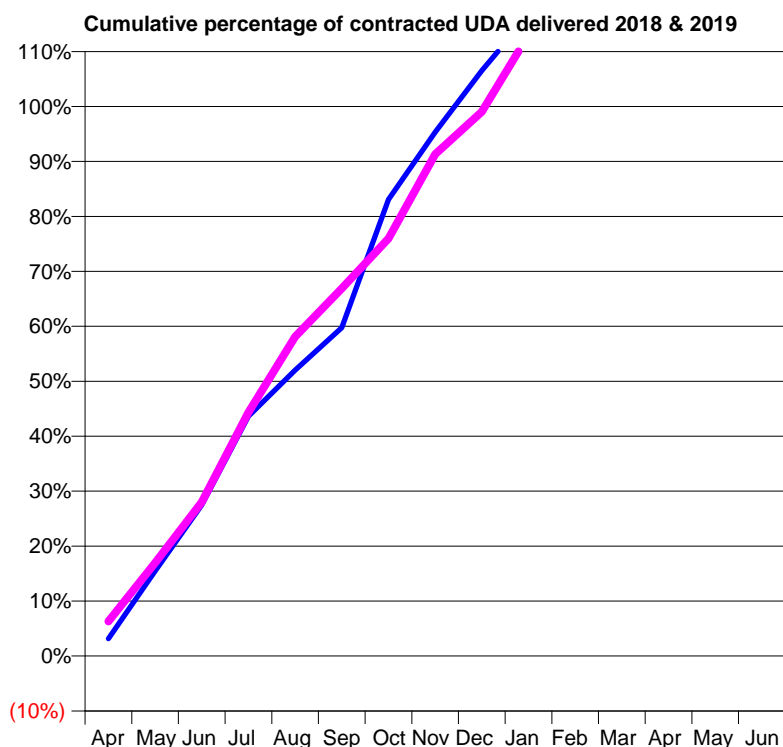
18/19 Contracted general activity (UDA)	1,416
Carry forward general activity (UDA)	0
18/19 Contracted orthodontic activity (UOA)	0
Carry forward orthodontic activity (UOA)	0
Baseline contract value	£619,248.29

ACCESS*

Patients seen in 24 months	Total	Change since previous quarter
Quarter ending March 2018	573	
Quarter ending June 2018	555	↓
Quarter ending September 2018	540	↓
Quarter ending December 2018	532	↓
Quarter ending March 2019	513	↓
Variance since March 2018	(10.5%)	↓



ACTIVITY



Month	Adjusted Scheduled Activity (UDA)	
	2018	2019
April	45	89
May	219	240
June	389	397
July	618	628
August	737	823
September	846	947
October	1,176	1,076
November	1,350	1,293
December	1,508	1,402
January	1,651	1,600
February	1,849	1,719
March	1,954	1,890
April	2,008	
May	2,008	
June	2,008	

QUALITY

	Quantity	Base Number	Contract	AT	Region	England
% of FP17s for the same patient ID Re-attending within 3 months - Children	2	633	0.3%	10.7%	11.5%	11.8%
% of FP17s for the same patient ID Re-attending within 3 months - Adults	0	33	0.0%	14.1%	15.2%	15.7%
% of FP17s for the same patient ID Re-attending between 3 & 9 months - Children	1	633	0.2%	60.1%	60.2%	58.9%
% of FP17s for the same patient ID Re-attending between 3 & 9 months - Adults	0	33	0.0%	49.2%	51.8%	50.8%
% of FP17s for Band 1 Urgent Courses	6	645	0.9%	9.2%	8.1%	9.1%
% of FP17s Relating to Free Repair or Replacements	0	645	0.0%	0.7%	0.8%	0.8%
% of FP17s Relating to Continuations	0	645	0.0%	1.0%	0.9%	0.9%
% of Patients satisfied with the dentistry they have received	0	0	N/A	92.5%	92.7%	92.5%
% of Patients satisfied with the time they had to wait for an appointment	0	0	N/A	85.3%	87.4%	87.0%

* This is based on patients treated on this contract for their most recent course of treatment.

Figures in italics indicate the base number of FP17s or Patient Questionnaire responses are less than 100. N/A is shown where the base number of responses is less than 10 during the period. % is calculated as Quantity/Base number*100

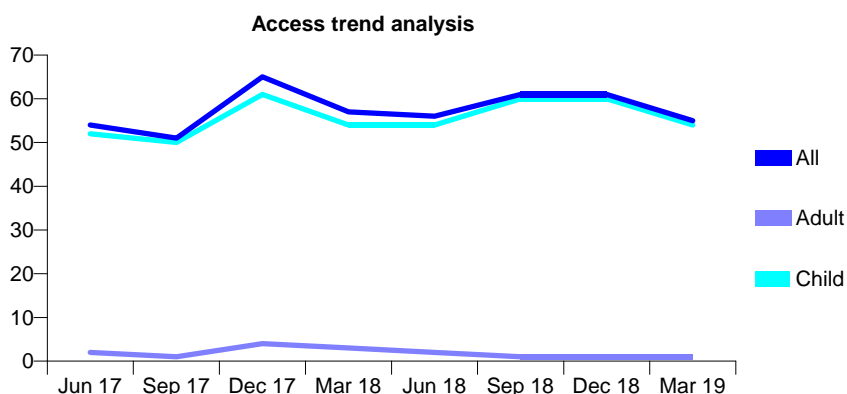
Q56 - Vital Signs At a Glance Contract Report for 132225/0007 - March 2019

Name or company name	Peterborough Dental Access Centre
Contract type name	PDS Contract
Purpose of contract	General
Contract start date	01/04/2011
Contract end date	31/03/2019

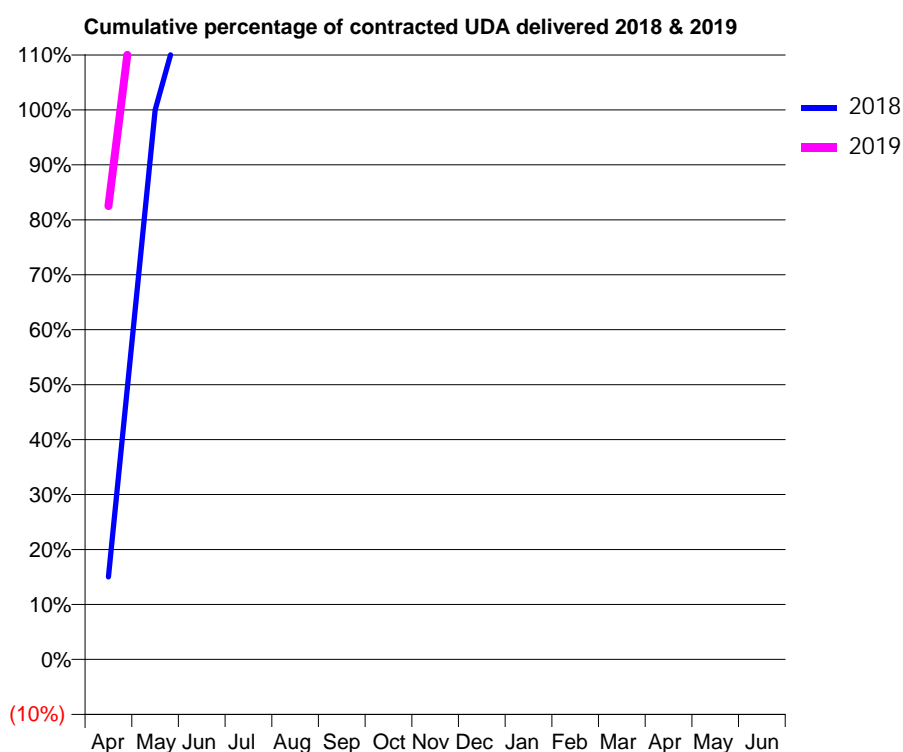
18/19 Contracted general activity (UDA)	40
Carry forward general activity (UDA)	0
18/19 Contracted orthodontic activity (UOA)	0
Carry forward orthodontic activity (UOA)	0
Baseline contract value	£13,809.54

ACCESS*

Patients seen in 24 months	Total	Change since previous quarter
Quarter ending March 2018	57	
Quarter ending June 2018	56	↓
Quarter ending September 2018	61	↑
Quarter ending December 2018	61	→
Quarter ending March 2019	55	↓
Variance since March 2018	(3.5%)	↓



ACTIVITY



Month	Adjusted Scheduled Activity (UDA)	
	2018	2019
April	6	33
May	40	60
June	52	75
July	82	134
August	91	159
September	115	180
October	163	201
November	239	222
December	263	252
January	291	288
February	310	306
March	334	328
April	346	
May	346	
June	346	

QUALITY

	Quantity	Base Number	Contract	AT	Region	England
% of FP17s for the same patient ID Re-attending within 3 months - Children	0	115	0.0%	10.7%	11.5%	11.8%
% of FP17s for the same patient ID Re-attending within 3 months - Adults	0	1	0.0%	14.1%	15.2%	15.7%
% of FP17s for the same patient ID Re-attending between 3 & 9 months - Children	0	115	0.0%	60.1%	60.2%	58.9%
% of FP17s for the same patient ID Re-attending between 3 & 9 months - Adults	0	1	0.0%	49.2%	51.8%	50.8%
% of FP17s for Band 1 Urgent Courses	1	112	0.9%	9.2%	8.1%	9.1%
% of FP17s Relating to Free Repair or Replacements	0	112	0.0%	0.7%	0.8%	0.8%
% of FP17s Relating to Continuations	0	112	0.0%	1.0%	0.9%	0.9%
% of Patients satisfied with the dentistry they have received	0	0	N/A	92.5%	92.7%	92.5%
% of Patients satisfied with the time they had to wait for an appointment	0	0	N/A	85.3%	87.4%	87.0%

* This is based on patients treated on this contract for their most recent course of treatment. Figures in italics indicate the base number of FP17s or Patient Questionnaire responses are less than 100. N/A is shown where the base number of responses is less than 10 during the period. % is calculated as Quantity/Base number*100

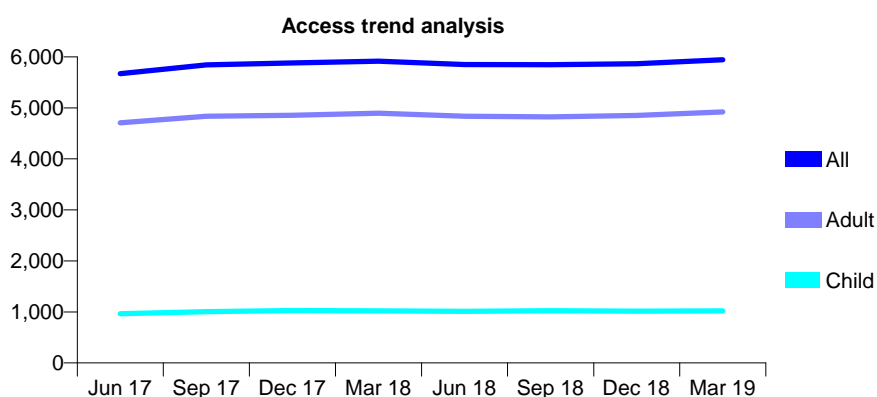
Q56 - Vital Signs At a Glance Contract Report for 132322/0001 - March 2019

Name or company name	Orford Hill Limited
Contract type name	GDS Contract
Purpose of contract	General
Contract start date	01/12/2012
Contract end date	

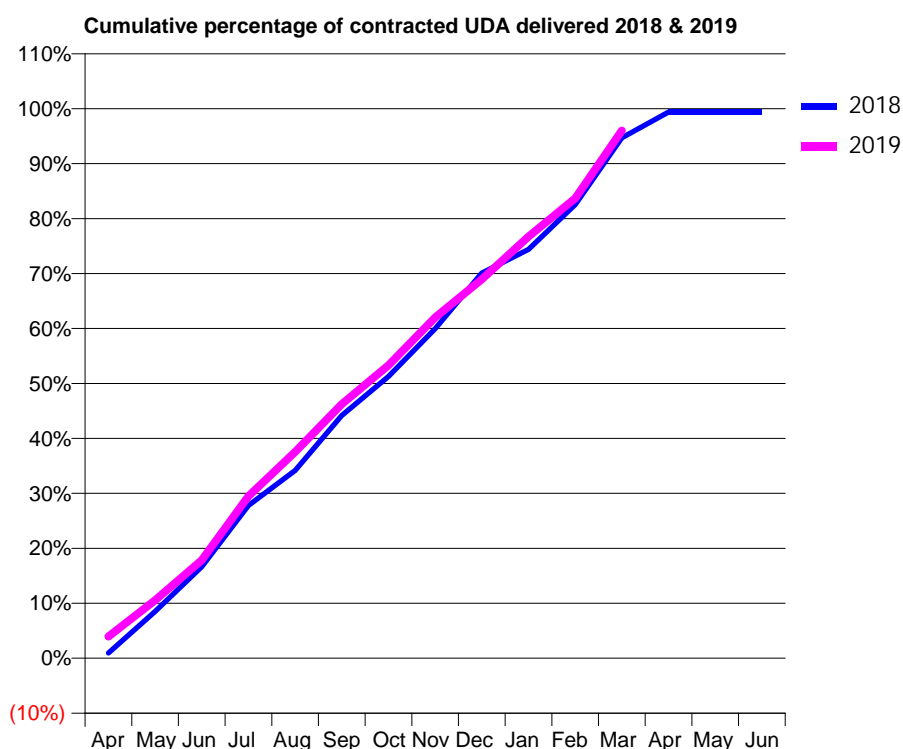
18/19 Contracted general activity (UDA)	16,000
Carry forward general activity (UDA)	97
18/19 Contracted orthodontic activity (UOA)	0
Carry forward orthodontic activity (UOA)	0
Baseline contract value	£427,683.39

ACCESS*

Patients seen in 24 months	Total	Change since previous quarter
Quarter ending March 2018	5,916	
Quarter ending June 2018	5,849	↓
Quarter ending September 2018	5,847	→
Quarter ending December 2018	5,865	→
Quarter ending March 2019	5,943	→
Variance since March 2018	0.5%	→



ACTIVITY



Adjusted Scheduled Activity (UDA)		
Month	2018	2019
April	153	629
May	1,365	1,691
June	2,662	2,854
July	4,446	4,718
August	5,470	6,010
September	7,063	7,399
October	8,203	8,530
November	9,596	9,922
December	11,209	11,034
January	11,901	12,275
February	13,206	13,390
March	15,154	15,361
April	15,902	
May	15,902	
June	15,903	

QUALITY

	Quantity	Base Number	Contract	AT	Region	England
% of FP17s for the same patient ID Re-attending within 3 months - Children	95	1,651	5.8%	10.7%	11.5%	11.8%
% of FP17s for the same patient ID Re-attending within 3 months - Adults	1,243	7,918	15.7%	14.1%	15.2%	15.7%
% of FP17s for the same patient ID Re-attending between 3 & 9 months - Children	1,094	1,651	66.3%	60.1%	60.2%	58.9%
% of FP17s for the same patient ID Re-attending between 3 & 9 months - Adults	4,694	7,918	59.3%	49.2%	51.8%	50.8%
% of FP17s for Band 1 Urgent Courses	534	9,172	5.8%	9.2%	8.1%	9.1%
% of FP17s Relating to Free Repair or Replacements	93	9,172	1.0%	0.7%	0.8%	0.8%
% of FP17s Relating to Continuations	116	9,172	1.3%	1.0%	0.9%	0.9%
% of Patients satisfied with the dentistry they have received	3	3	N/A	92.5%	92.7%	92.5%
% of Patients satisfied with the time they had to wait for an appointment	2	3	N/A	85.3%	87.4%	87.0%

* This is based on patients treated on this contract for their most recent course of treatment.

Figures in italics indicate the base number of FP17s or Patient Questionnaire responses are less than 100. N/A is shown where the base number of responses is less than 10 during the period. % is calculated as Quantity/Base number*100

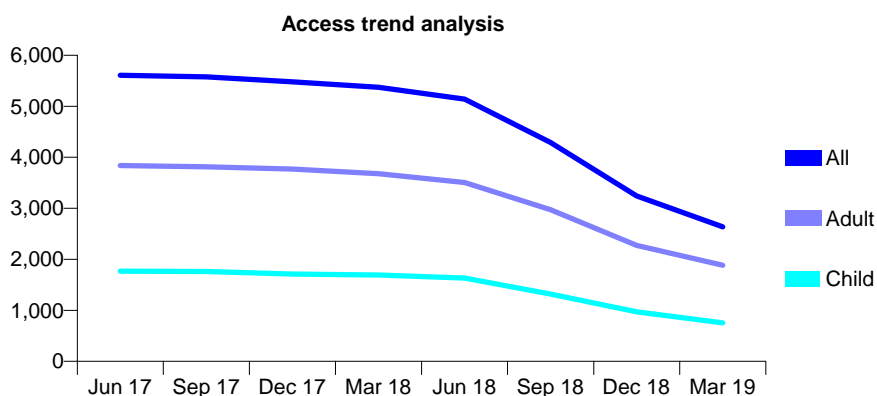
Q56 - Vital Signs At a Glance Contract Report for 132454/0001 - March 2019

Name or company name	1A Bretton
Contract type name	PDS Plus Contract
Purpose of contract	General
Contract start date	04/05/2010
Contract end date	30/06/2018

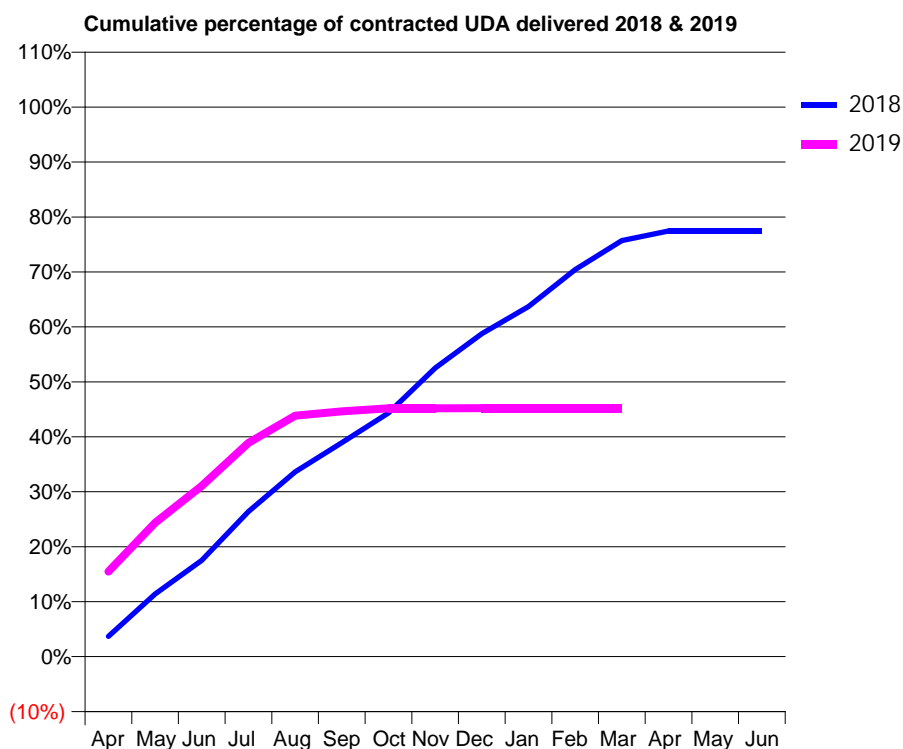
18/19 Contracted general activity (UDA)	5,250
Carry forward general activity (UDA)	0
18/19 Contracted orthodontic activity (UOA)	0
Carry forward orthodontic activity (UOA)	0
Baseline contract value	£131,504.44

ACCESS*

Patients seen in 24 months	Total	Change since previous quarter
Quarter ending March 2018	5,373	
Quarter ending June 2018	5,141	↓
Quarter ending September 2018	4,289	↓
Quarter ending December 2018	3,243	↓
Quarter ending March 2019	2,637	↓
Variance since March 2018	(50.9%)	↓



ACTIVITY



Month	Adjusted Scheduled Activity (UDA)	
	2018	2019
April	778	814
May	2,399	1,278
June	3,681	1,630
July	5,546	2,041
August	7,062	2,301
September	8,177	2,343
October	9,312	2,371
November	11,030	2,371
December	12,342	2,374
January	13,378	2,374
February	14,790	2,374
March	15,897	2,374
April	16,264	
May	16,263	
June	16,263	

QUALITY

	Quantity	Base Number	Contract	AT	Region	England
% of FP17s for the same patient ID Re-attending within 3 months - Children	26	352	7.4%	10.7%	11.5%	11.8%
% of FP17s for the same patient ID Re-attending within 3 months - Adults	99	751	13.2%	14.1%	15.2%	15.7%
% of FP17s for the same patient ID Re-attending between 3 & 9 months - Children	215	352	61.1%	60.1%	60.2%	58.9%
% of FP17s for the same patient ID Re-attending between 3 & 9 months - Adults	372	751	49.5%	49.2%	51.8%	50.8%
% of FP17s for Band 1 Urgent Courses	116	934	12.4%	9.2%	8.1%	9.1%
% of FP17s Relating to Free Repair or Replacements	13	934	1.4%	0.7%	0.8%	0.8%
% of FP17s Relating to Continuations	11	934	1.2%	1.0%	0.9%	0.9%
% of Patients satisfied with the dentistry they have received	1	1	N/A	92.5%	92.7%	92.5%
% of Patients satisfied with the time they had to wait for an appointment	0	1	N/A	85.3%	87.4%	87.0%

* This is based on patients treated on this contract for their most recent course of treatment. Figures in italics indicate the base number of FP17s or Patient Questionnaire responses are less than 100. N/A is shown where the base number of responses is less than 10 during the period. % is calculated as Quantity/Base number*100

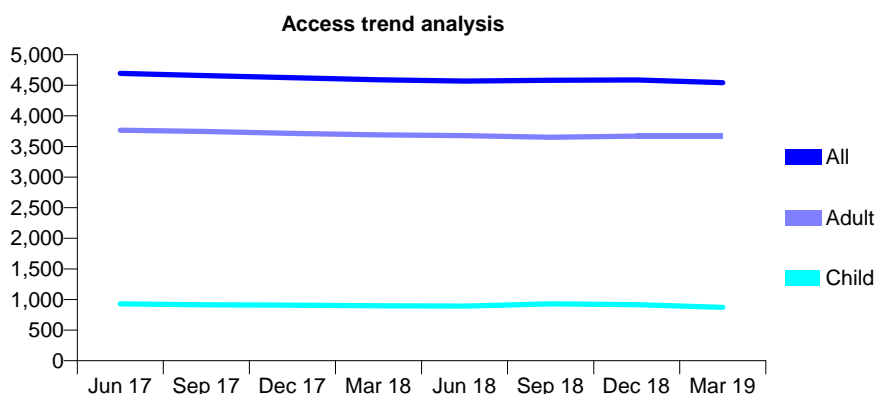
Q56 - Vital Signs At a Glance Contract Report for 133582/0001 - March 2019

Name or company name	Dr Horan & Dr Simkiene
Contract type name	GDS Contract
Purpose of contract	General and Orthodontic
Contract start date	01/05/2013
Contract end date	

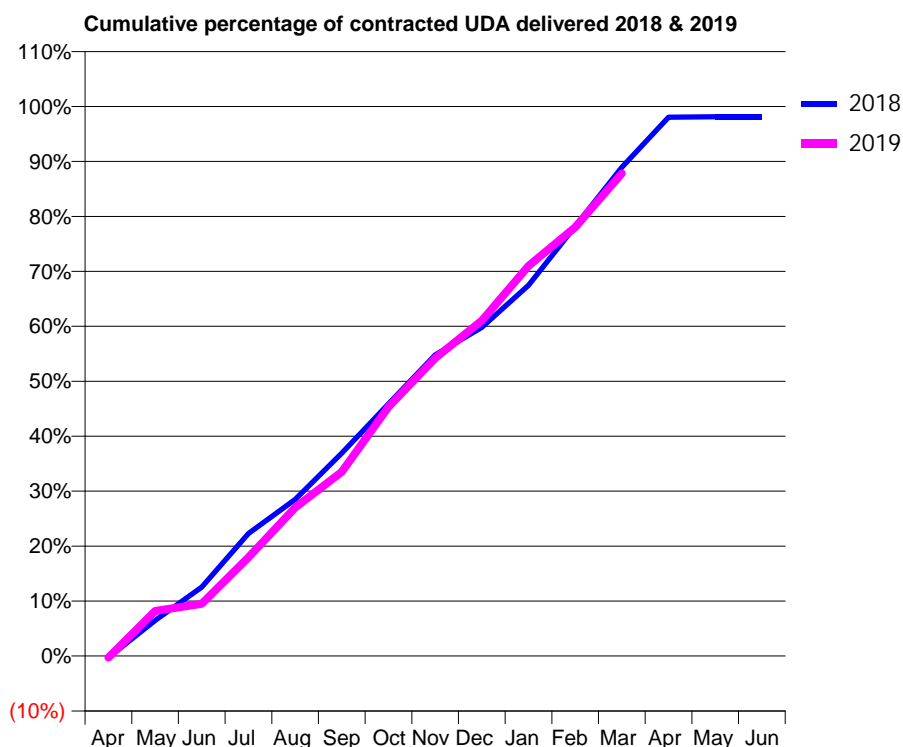
18/19 Contracted general activity (UDA)	15,998
Carry forward general activity (UDA)	298
18/19 Contracted orthodontic activity (UOA)	4,054
Carry forward orthodontic activity (UOA)	-77
Baseline contract value	£613,513.40

ACCESS*

Patients seen in 24 months	Total	Change since previous quarter
Quarter ending March 2018	4,589	
Quarter ending June 2018	4,570	→
Quarter ending September 2018	4,580	→
Quarter ending December 2018	4,587	→
Quarter ending March 2019	4,541	↓
Variance since March 2018	(1.0%)	↓



ACTIVITY



Month	Adjusted Scheduled Activity (UDA)	
	2018	2019
April	-49	-47
May	1,038	1,313
June	2,004	1,524
July	3,566	2,875
August	4,561	4,321
September	5,907	5,360
October	7,340	7,254
November	8,769	8,675
December	9,566	9,760
January	10,791	11,357
February	12,510	12,485
March	14,228	14,047
April	15,687	
May	15,700	
June	15,700	

QUALITY

	Quantity	Base Number	Contract	AT	Region	England
% of FP17s for the same patient ID Re-attending within 3 months - Children	287	1,857	15.5%	10.7%	11.5%	11.8%
% of FP17s for the same patient ID Re-attending within 3 months - Adults	738	5,678	13.0%	14.1%	15.2%	15.7%
% of FP17s for the same patient ID Re-attending between 3 & 9 months - Children	575	1,857	31.0%	60.1%	60.2%	58.9%
% of FP17s for the same patient ID Re-attending between 3 & 9 months - Adults	3,234	5,678	57.0%	49.2%	51.8%	50.8%
% of FP17s for Band 1 Urgent Courses	274	6,388	4.3%	9.2%	8.1%	9.1%
% of FP17s Relating to Free Repair or Replacements	19	6,388	0.3%	0.7%	0.8%	0.8%
% of FP17s Relating to Continuations	47	6,388	0.7%	1.0%	0.9%	0.9%
% of Patients satisfied with the dentistry they have received	1	3	N/A	92.5%	92.7%	92.5%
% of Patients satisfied with the time they had to wait for an appointment	0	3	N/A	85.3%	87.4%	87.0%

* This is based on patients treated on this contract for their most recent course of treatment.

Figures in italics indicate the base number of FP17s or Patient Questionnaire responses are less than 100. N/A is shown where the base number of responses is less than 10 during the period. % is calculated as Quantity/Base number*100

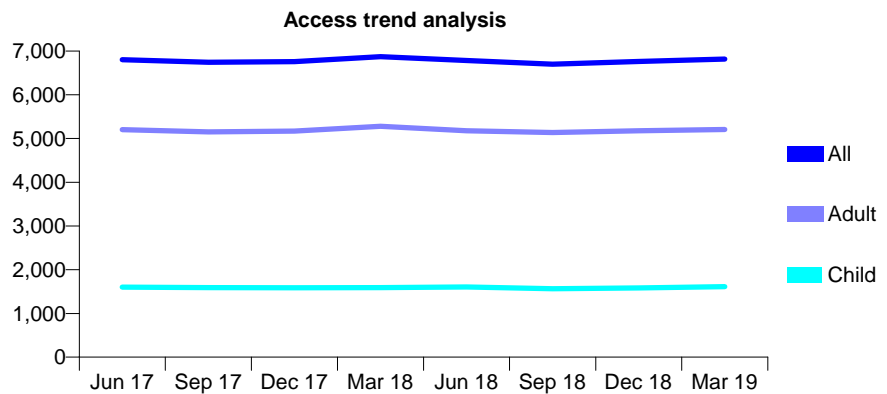
Q56 - Vital Signs At a Glance Contract Report for 134066/0001 - March 2019

Name or company name	Berners Holdings Ltd
Contract type name	GDS Contract
Purpose of contract	General
Contract start date	01/04/2008
Contract end date	

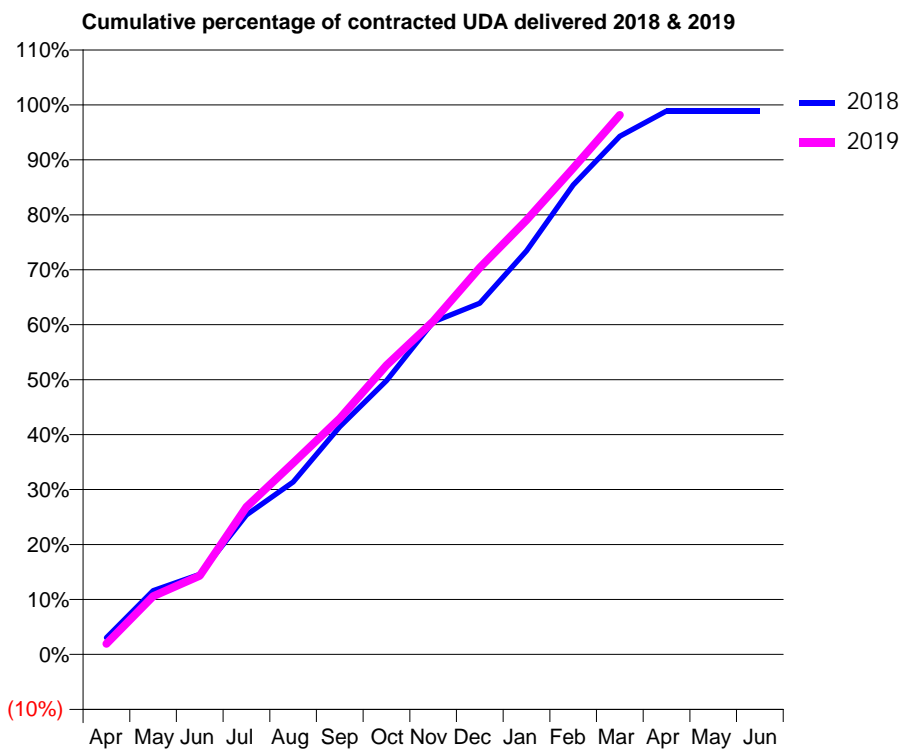
18/19 Contracted general activity (UDA)	16,932
Carry forward general activity (UDA)	192
18/19 Contracted orthodontic activity (UOA)	0
Carry forward orthodontic activity (UOA)	0
Baseline contract value	£370,168.13

ACCESS*

Patients seen in 24 months	Total	Change since previous quarter
Quarter ending March 2018	6,870	
Quarter ending June 2018	6,784	↓
Quarter ending September 2018	6,701	↓
Quarter ending December 2018	6,760	→
Quarter ending March 2019	6,819	→
Variance since March 2018	(0.7%)	→



ACTIVITY



Month	Adjusted Scheduled Activity (UDA)	
	2018	2019
April	514	332
May	1,966	1,794
June	2,469	2,426
July	4,296	4,541
August	5,315	5,901
September	7,016	7,269
October	8,434	8,909
November	10,244	10,262
December	10,822	11,919
January	12,433	13,382
February	14,465	14,981
March	15,967	16,619
April	16,743	
May	16,741	
June	16,740	

QUALITY

	Quantity	Base Number	Contract	AT	Region	England
% of FP17s for the same patient ID Re-attending within 3 months - Children	128	2,099	6.1%	10.7%	11.5%	11.8%
% of FP17s for the same patient ID Re-attending within 3 months - Adults	826	5,954	13.9%	14.1%	15.2%	15.7%
% of FP17s for the same patient ID Re-attending between 3 & 9 months - Children	1,135	2,099	54.1%	60.1%	60.2%	58.9%
% of FP17s for the same patient ID Re-attending between 3 & 9 months - Adults	2,507	5,954	42.1%	49.2%	51.8%	50.8%
% of FP17s for Band 1 Urgent Courses	1,082	7,746	14.0%	9.2%	8.1%	9.1%
% of FP17s Relating to Free Repair or Replacements	83	7,746	1.1%	0.7%	0.8%	0.8%
% of FP17s Relating to Continuations	30	7,746	0.4%	1.0%	0.9%	0.9%
% of Patients satisfied with the dentistry they have received	4	4	N/A	92.5%	92.7%	92.5%
% of Patients satisfied with the time they had to wait for an appointment	3	4	N/A	85.3%	87.4%	87.0%

* This is based on patients treated on this contract for their most recent course of treatment. Figures in italics indicate the base number of FP17s or Patient Questionnaire responses are less than 100. N/A is shown where the base number of responses is less than 10 during the period. % is calculated as Quantity/Base number*100

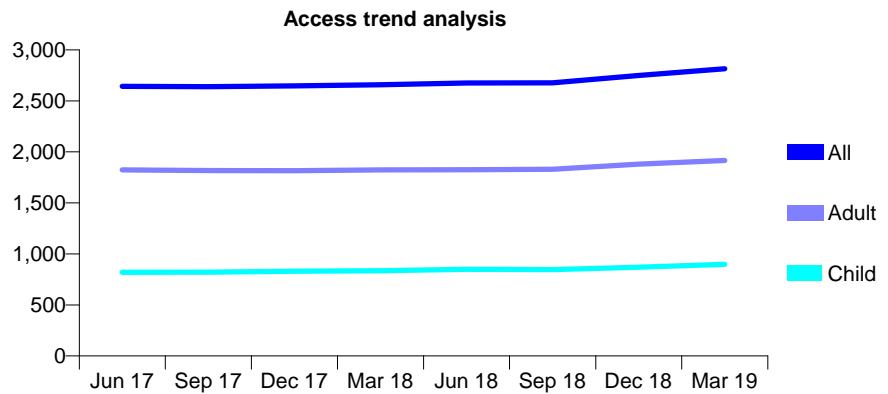
Q56 - Vital Signs At a Glance Contract Report for 135151/0001 - March 2019

Name or company name	Mr Gawain King and Mrs Antoinette King
Contract type name	GDS Contract
Purpose of contract	General
Contract start date	09/12/2010
Contract end date	

18/19 Contracted general activity (UDA)	7,500
Carry forward general activity (UDA)	0
18/19 Contracted orthodontic activity (UOA)	0
Carry forward orthodontic activity (UOA)	0
Baseline contract value	£204,956.66

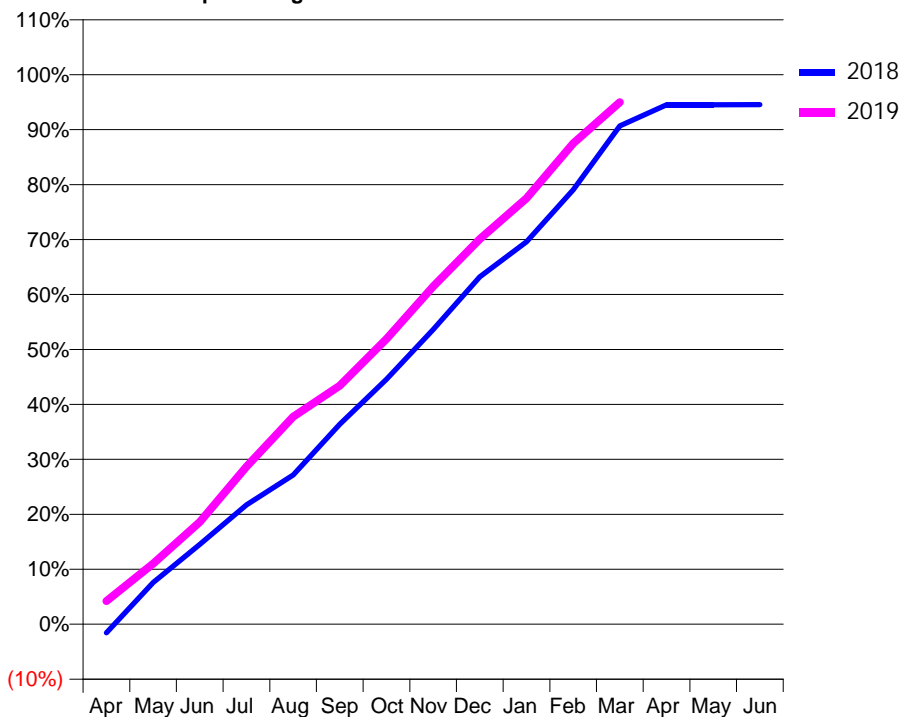
ACCESS*

Patients seen in 24 months	Total	Change since previous quarter
Quarter ending March 2018	2,658	
Quarter ending June 2018	2,675	→
Quarter ending September 2018	2,676	→
Quarter ending December 2018	2,750	↑
Quarter ending March 2019	2,815	↑
Variance since March 2018	5.9%	↑



ACTIVITY

Cumulative percentage of contracted UDA delivered 2018 & 2019



Adjusted Scheduled Activity (UDA)

Month	2018	2019
April	-117	316
May	568	828
June	1,089	1,395
July	1,629	2,151
August	2,037	2,831
September	2,730	3,254
October	3,343	3,894
November	4,022	4,610
December	4,739	5,255
January	5,220	5,812
February	5,929	6,562
March	6,800	7,124
April	7,088	
May	7,088	
June	7,090	

QUALITY

	Quantity	Base Number	Contract	AT	Region	England
% of FP17s for the same patient ID Re-attending within 3 months - Children	118	1,477	8.0%	10.7%	11.5%	11.8%
% of FP17s for the same patient ID Re-attending within 3 months - Adults	461	3,007	15.3%	14.1%	15.2%	15.7%
% of FP17s for the same patient ID Re-attending between 3 & 9 months - Children	981	1,477	66.4%	60.1%	60.2%	58.9%
% of FP17s for the same patient ID Re-attending between 3 & 9 months - Adults	1,896	3,007	63.1%	49.2%	51.8%	50.8%
% of FP17s for Band 1 Urgent Courses	348	4,345	8.0%	9.2%	8.1%	9.1%
% of FP17s Relating to Free Repair or Replacements	33	4,345	0.8%	0.7%	0.8%	0.8%
% of FP17s Relating to Continuations	81	4,345	1.9%	1.0%	0.9%	0.9%
% of Patients satisfied with the dentistry they have received	4	4	N/A	92.5%	92.7%	92.5%
% of Patients satisfied with the time they had to wait for an appointment	3	4	N/A	85.3%	87.4%	87.0%

* This is based on patients treated on this contract for their most recent course of treatment.

Figures in italics indicate the base number of FP17s or Patient Questionnaire responses are less than 100. N/A is shown where the base number of responses is less than 10 during the period. % is calculated as Quantity/Base number*100

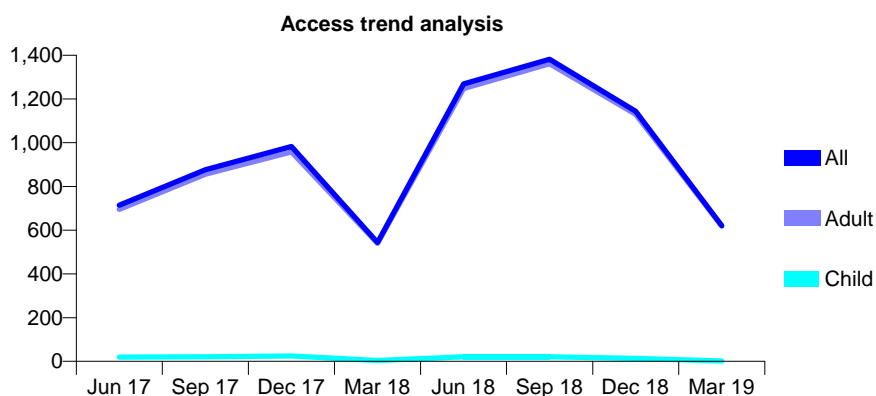
Q56 - Vital Signs At a Glance Contract Report for 135518/0001 - March 2019

Name or company name	Oasis Dental Care (Central) Ltd
Contract type name	PDS Contract
Purpose of contract	General
Contract start date	01/03/2010
Contract end date	30/09/2018

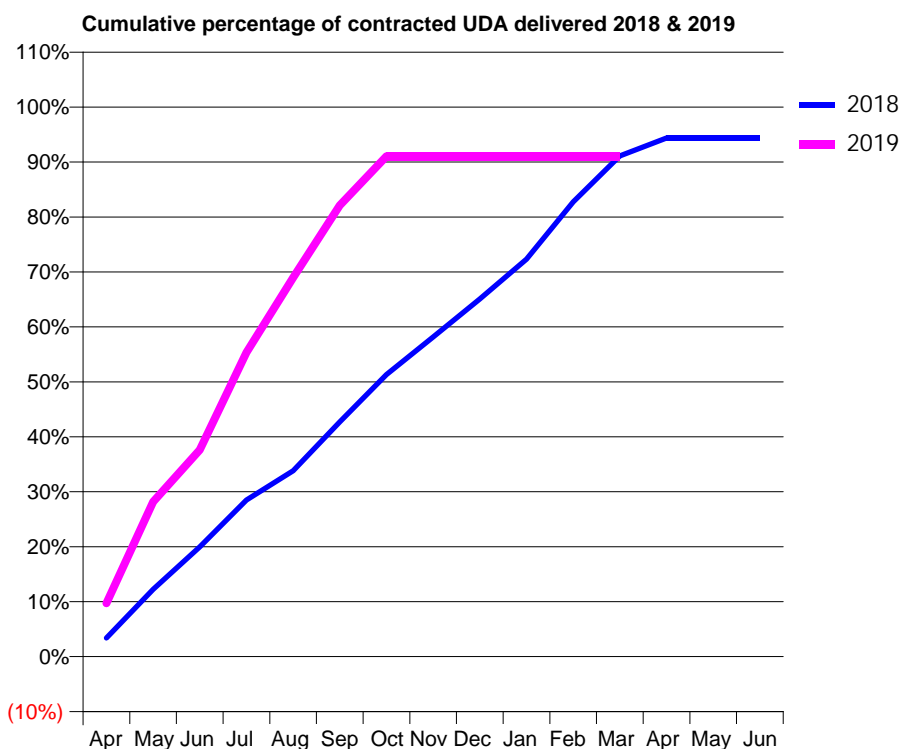
18/19 Contracted general activity (UDA)	2,118
Carry forward general activity (UDA)	0
18/19 Contracted orthodontic activity (UOA)	0
Carry forward orthodontic activity (UOA)	0
Baseline contract value	£253,408.62

ACCESS*

Patients seen in 24 months	Total	Change since previous quarter
Quarter ending March 2018	544	
Quarter ending June 2018	1,269	↑
Quarter ending September 2018	1,382	↑
Quarter ending December 2018	1,144	↓
Quarter ending March 2019	621	↓
Variance since March 2018	14.2%	↑



ACTIVITY



Month	Adjusted Scheduled Activity (UDA)	
	2018	2019
April	144	206
May	520	597
June	848	797
July	1,211	1,172
August	1,437	1,461
September	1,814	1,739
October	2,181	1,928
November	2,472	1,928
December	2,764	1,928
January	3,072	1,928
February	3,516	1,928
March	3,870	1,928
April	4,008	
May	4,008	
June	4,008	

QUALITY

	Quantity	Base Number	Contract	AT	Region	England
% of FP17s for the same patient ID Re-attending within 3 months - Children	1	17	5.9%	10.7%	11.5%	11.8%
% of FP17s for the same patient ID Re-attending within 3 months - Adults	6	687	0.9%	14.1%	15.2%	15.7%
% of FP17s for the same patient ID Re-attending between 3 & 9 months - Children	0	17	0.0%	60.1%	60.2%	58.9%
% of FP17s for the same patient ID Re-attending between 3 & 9 months - Adults	10	687	1.5%	49.2%	51.8%	50.8%
% of FP17s for Band 1 Urgent Courses	0	656	0.0%	9.2%	8.1%	9.1%
% of FP17s Relating to Free Repair or Replacements	0	656	0.0%	0.7%	0.8%	0.8%
% of FP17s Relating to Continuations	0	656	0.0%	1.0%	0.9%	0.9%
% of Patients satisfied with the dentistry they have received	0	0	N/A	92.5%	92.7%	92.5%
% of Patients satisfied with the time they had to wait for an appointment	0	0	N/A	85.3%	87.4%	87.0%

* This is based on patients treated on this contract for their most recent course of treatment. Figures in italics indicate the base number of FP17s or Patient Questionnaire responses are less than 100. N/A is shown where the base number of responses is less than 10 during the period. % is calculated as Quantity/Base number*100

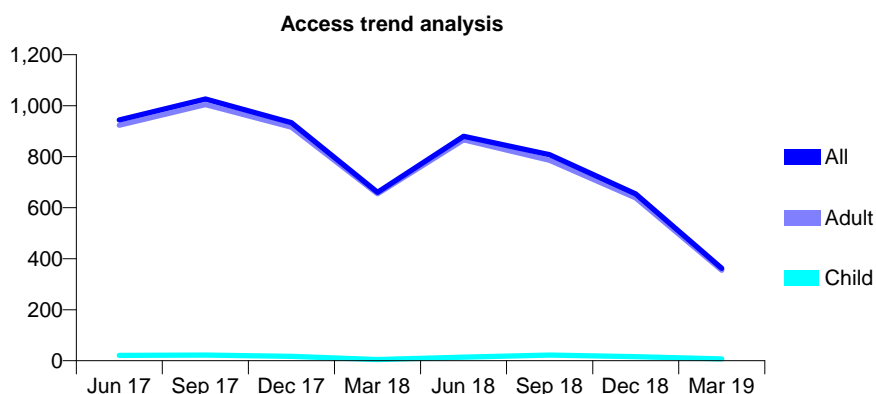
Q56 - Vital Signs At a Glance Contract Report for 135518/0002 - March 2019

Name or company name	Oasis Dental Care (Central) Ltd
Contract type name	PDS Contract
Purpose of contract	General
Contract start date	01/04/2011
Contract end date	30/09/2018

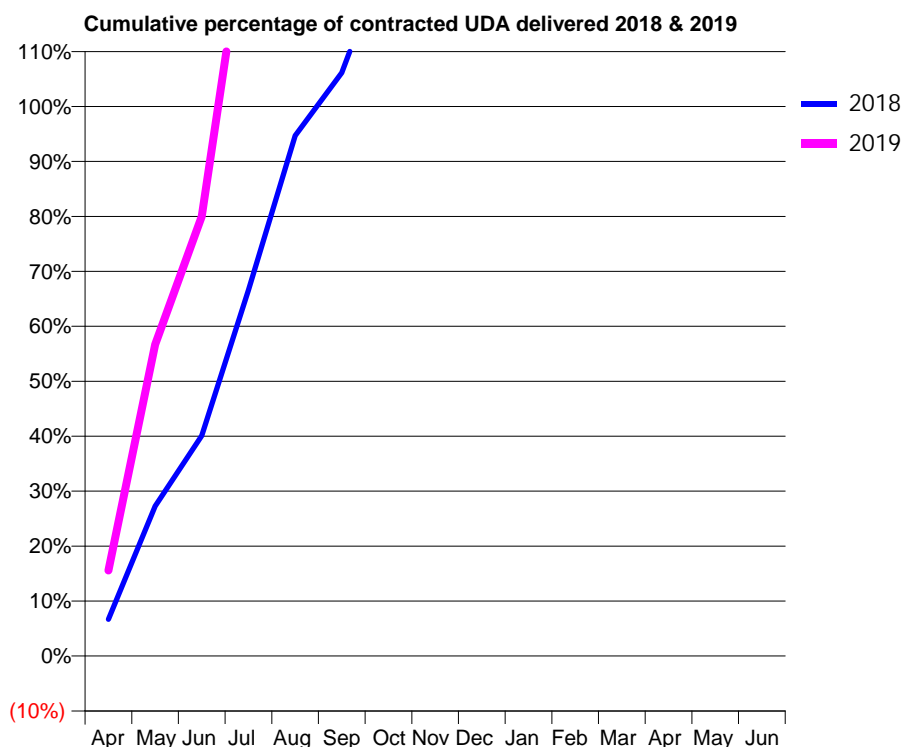
18/19 Contracted general activity (UDA)	180
Carry forward general activity (UDA)	0
18/19 Contracted orthodontic activity (UOA)	0
Carry forward orthodontic activity (UOA)	0
Baseline contract value	£13,666.53

ACCESS*

Patients seen in 24 months	Total	Change since previous quarter
Quarter ending March 2018	660	
Quarter ending June 2018	880	↑
Quarter ending September 2018	808	↓
Quarter ending December 2018	654	↓
Quarter ending March 2019	362	↓
Variance since March 2018	(45.2%)	↓



ACTIVITY



Month	Adjusted Scheduled Activity (UDA)	
	2018	2019
April	24	28
May	98	102
June	144	144
July	239	246
August	340	312
September	381	405
October	462	423
November	539	423
December	573	423
January	648	423
February	780	423
March	846	423
April	876	
May	879	
June	879	

QUALITY

	Quantity	Base Number	Contract	AT	Region	England
% of FP17s for the same patient ID Re-attending within 3 months - Children	0	20	0.0%	10.7%	11.5%	11.8%
% of FP17s for the same patient ID Re-attending within 3 months - Adults	3	362	0.8%	14.1%	15.2%	15.7%
% of FP17s for the same patient ID Re-attending between 3 & 9 months - Children	0	20	0.0%	60.1%	60.2%	58.9%
% of FP17s for the same patient ID Re-attending between 3 & 9 months - Adults	3	362	0.8%	49.2%	51.8%	50.8%
% of FP17s for Band 1 Urgent Courses	0	355	0.0%	9.2%	8.1%	9.1%
% of FP17s Relating to Free Repair or Replacements	0	355	0.0%	0.7%	0.8%	0.8%
% of FP17s Relating to Continuations	0	355	0.0%	1.0%	0.9%	0.9%
% of Patients satisfied with the dentistry they have received	0	0	N/A	92.5%	92.7%	92.5%
% of Patients satisfied with the time they had to wait for an appointment	0	0	N/A	85.3%	87.4%	87.0%

* This is based on patients treated on this contract for their most recent course of treatment. Figures in italics indicate the base number of FP17s or Patient Questionnaire responses are less than 100. N/A is shown where the base number of responses is less than 10 during the period. % is calculated as Quantity/Base number*100

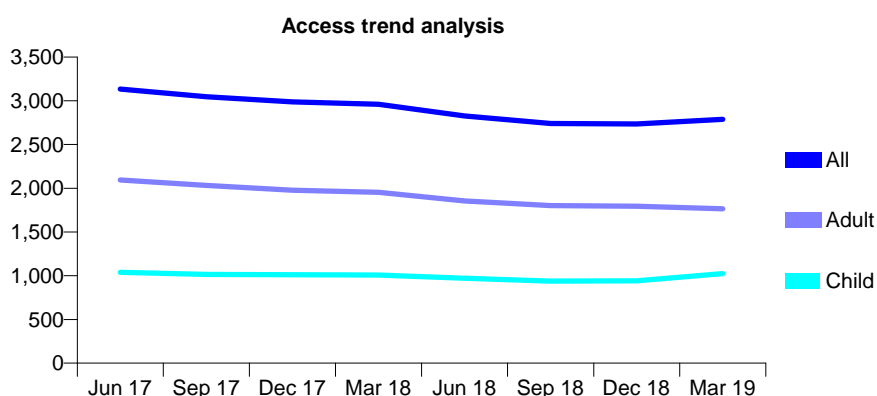
Q56 - Vital Signs At a Glance Contract Report for 138517/0001 - March 2019

Name or company name	Hampton Court Dental Centre
Contract type name	GDS Contract
Purpose of contract	General
Contract start date	01/09/2010
Contract end date	

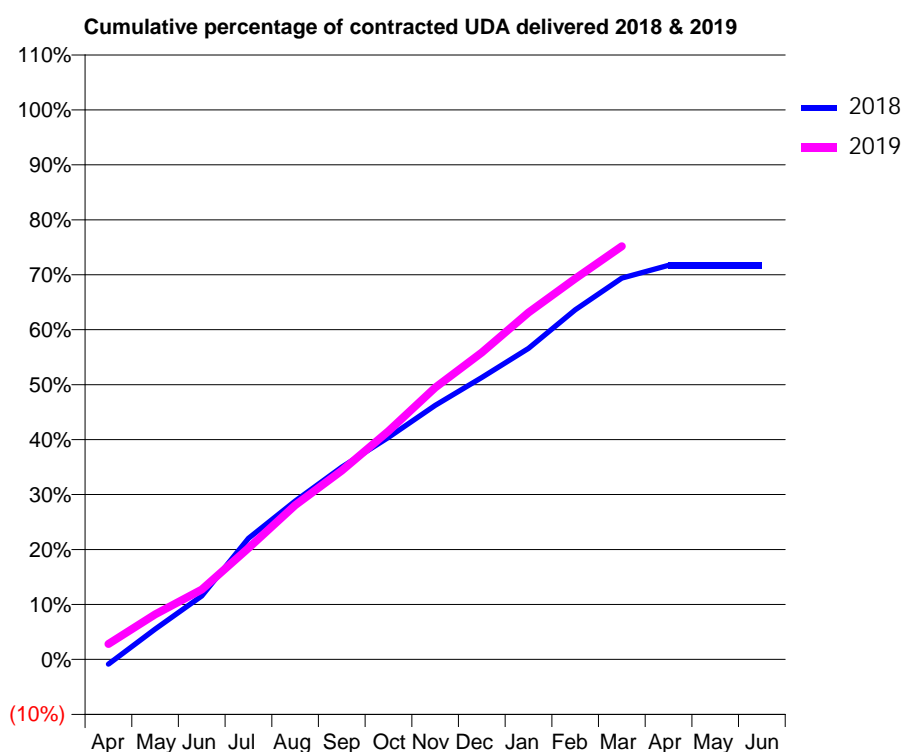
18/19 Contracted general activity (UDA)	13,750
Carry forward general activity (UDA)	0
18/19 Contracted orthodontic activity (UOA)	0
Carry forward orthodontic activity (UOA)	0
Baseline contract value	£407,604.62

ACCESS*

Patients seen in 24 months	Total	Change since previous quarter
Quarter ending March 2018	2,960	
Quarter ending June 2018	2,826	↓
Quarter ending September 2018	2,740	↓
Quarter ending December 2018	2,735	→
Quarter ending March 2019	2,789	→
Variance since March 2018	(5.8%)	↓



ACTIVITY



Month	Adjusted Scheduled Activity (UDA)	
	2018	2019
April	-123	389
May	760	1,126
June	1,589	1,747
July	3,027	2,783
August	3,963	3,859
September	4,811	4,723
October	5,558	5,716
November	6,357	6,802
December	7,051	7,680
January	7,783	8,681
February	8,748	9,527
March	9,541	10,338
April	9,860	
May	9,860	
June	9,860	

QUALITY

	Quantity	Base Number	Contract	AT	Region	England
% of FP17s for the same patient ID Re-attending within 3 months - Children	109	1,427	7.6%	10.7%	11.5%	11.8%
% of FP17s for the same patient ID Re-attending within 3 months - Adults	349	2,536	13.8%	14.1%	15.2%	15.7%
% of FP17s for the same patient ID Re-attending between 3 & 9 months - Children	801	1,427	56.1%	60.1%	60.2%	58.9%
% of FP17s for the same patient ID Re-attending between 3 & 9 months - Adults	1,390	2,536	54.8%	49.2%	51.8%	50.8%
% of FP17s for Band 1 Urgent Courses	326	3,835	8.5%	9.2%	8.1%	9.1%
% of FP17s Relating to Free Repair or Replacements	38	3,835	1.0%	0.7%	0.8%	0.8%
% of FP17s Relating to Continuations	54	3,835	1.4%	1.0%	0.9%	0.9%
% of Patients satisfied with the dentistry they have received	2	2	N/A	92.5%	92.7%	92.5%
% of Patients satisfied with the time they had to wait for an appointment	2	2	N/A	85.3%	87.4%	87.0%

* This is based on patients treated on this contract for their most recent course of treatment. Figures in italics indicate the base number of FP17s or Patient Questionnaire responses are less than 100. N/A is shown where the base number of responses is less than 10 during the period. % is calculated as Quantity/Base number*100

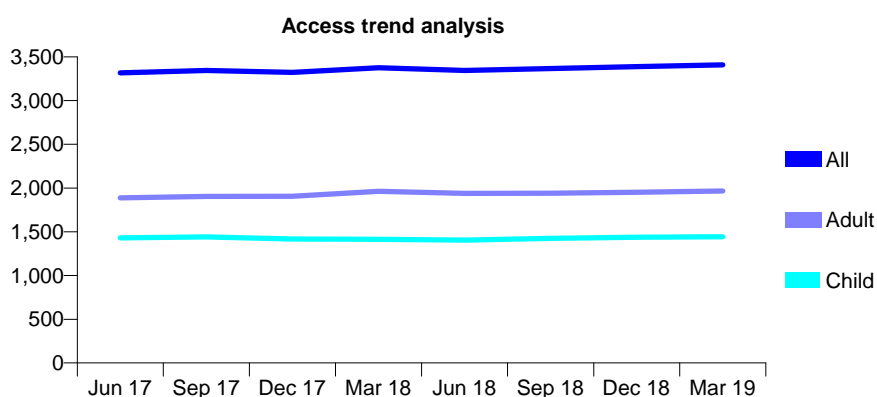
Q56 - Vital Signs At a Glance Contract Report for 138525/0001 - March 2019

Name or company name	Alvington House Dental Practice
Contract type name	GDS Contract
Purpose of contract	General
Contract start date	01/04/2011
Contract end date	

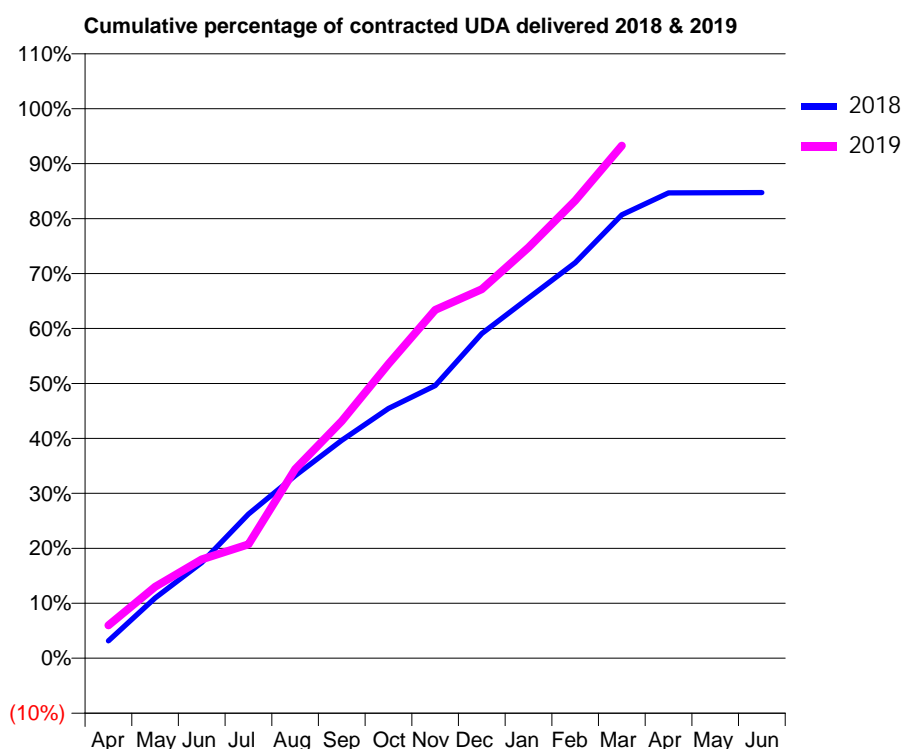
18/19 Contracted general activity (UDA)	7,855
Carry forward general activity (UDA)	0
18/19 Contracted orthodontic activity (UOA)	0
Carry forward orthodontic activity (UOA)	0
Baseline contract value	£182,027.39

ACCESS*

Patients seen in 24 months	Total	Change since previous quarter
Quarter ending March 2018	3,375	
Quarter ending June 2018	3,345	→
Quarter ending September 2018	3,366	→
Quarter ending December 2018	3,388	→
Quarter ending March 2019	3,410	→
Variance since March 2018	1.0%	→



ACTIVITY



Month	2018	2019
April	294	471
May	1,019	1,022
June	1,616	1,413
July	2,435	1,627
August	3,084	2,703
September	3,680	3,390
October	4,220	4,207
November	4,606	4,981
December	5,486	5,273
January	6,084	5,873
February	6,682	6,540
March	7,492	7,326
April	7,863	
May	7,865	
June	7,866	

QUALITY

	Quantity	Base Number	Contract	AT	Region	England
% of FP17s for the same patient ID Re-attending within 3 months - Children	183	2,325	7.9%	10.7%	11.5%	11.8%
% of FP17s for the same patient ID Re-attending within 3 months - Adults	391	2,608	15.0%	14.1%	15.2%	15.7%
% of FP17s for the same patient ID Re-attending between 3 & 9 months - Children	1,448	2,325	62.3%	60.1%	60.2%	58.9%
% of FP17s for the same patient ID Re-attending between 3 & 9 months - Adults	1,453	2,608	55.7%	49.2%	51.8%	50.8%
% of FP17s for Band 1 Urgent Courses	355	4,714	7.5%	9.2%	8.1%	9.1%
% of FP17s Relating to Free Repair or Replacements	8	4,714	0.2%	0.7%	0.8%	0.8%
% of FP17s Relating to Continuations	4	4,714	0.1%	1.0%	0.9%	0.9%
% of Patients satisfied with the dentistry they have received	1	1	N/A	92.5%	92.7%	92.5%
% of Patients satisfied with the time they had to wait for an appointment	1	1	N/A	85.3%	87.4%	87.0%

* This is based on patients treated on this contract for their most recent course of treatment. Figures in italics indicate the base number of FP17s or Patient Questionnaire responses are less than 100. N/A is shown where the base number of responses is less than 10 during the period. % is calculated as Quantity/Base number*100

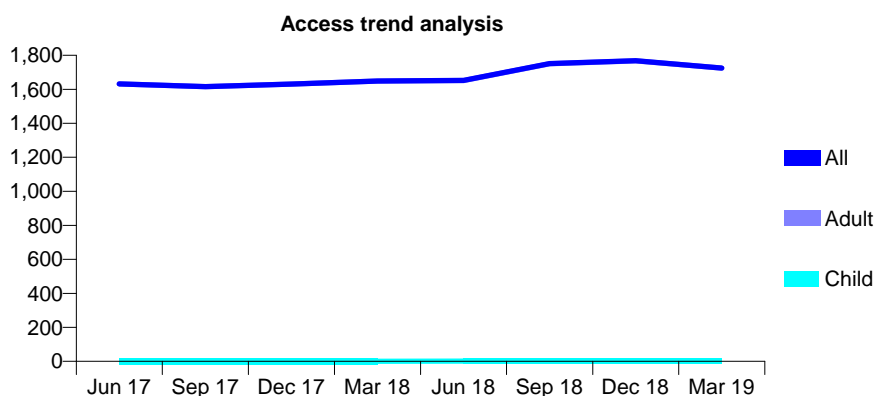
Q56 - Vital Signs At a Glance Contract Report for 138835/0001 - March 2019

Name or company name	Conrad Costa and Audrey Costa
Contract type name	GDS Contract
Purpose of contract	General
Contract start date	01/03/2013
Contract end date	

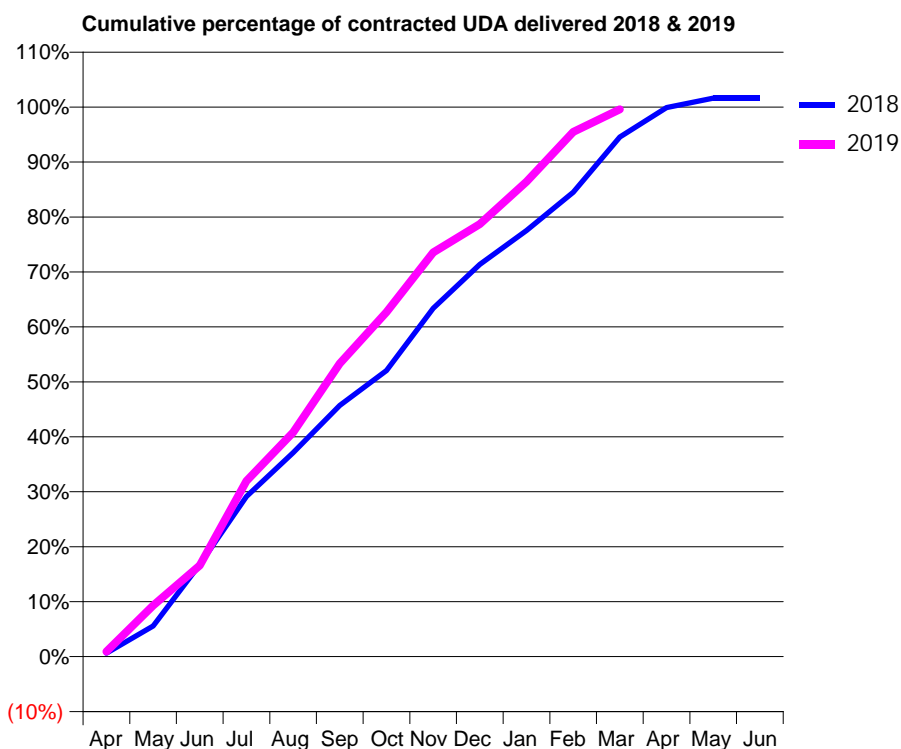
18/19 Contracted general activity (UDA)	4,718
Carry forward general activity (UDA)	0
18/19 Contracted orthodontic activity (UOA)	0
Carry forward orthodontic activity (UOA)	0
Baseline contract value	£278,808.73

ACCESS*

Patients seen in 24 months	Total	Change since previous quarter
Quarter ending March 2018	1,648	
Quarter ending June 2018	1,652	→
Quarter ending September 2018	1,751	↑
Quarter ending December 2018	1,768	→
Quarter ending March 2019	1,725	↓
Variance since March 2018	4.7%	↑



ACTIVITY



Month	Adjusted Scheduled Activity (UDA)	
	2018	2019
April	29	44
May	268	439
June	804	782
July	1,397	1,509
August	1,780	1,925
September	2,192	2,515
October	2,497	2,957
November	3,038	3,470
December	3,422	3,714
January	3,719	4,077
February	4,052	4,505
March	4,533	4,698
April	4,790	
May	4,872	
June	4,872	

QUALITY

	Quantity	Base Number	Contract	AT	Region	England
% of FP17s for the same patient ID Re-attending within 3 months - Children	0	1	0.0%	10.7%	11.5%	11.8%
% of FP17s for the same patient ID Re-attending within 3 months - Adults	222	1,403	15.8%	14.1%	15.2%	15.7%
% of FP17s for the same patient ID Re-attending between 3 & 9 months - Children	0	1	0.0%	60.1%	60.2%	58.9%
% of FP17s for the same patient ID Re-attending between 3 & 9 months - Adults	196	1,403	14.0%	49.2%	51.8%	50.8%
% of FP17s for Band 1 Urgent Courses	261	1,321	19.8%	9.2%	8.1%	9.1%
% of FP17s Relating to Free Repair or Replacements	25	1,321	1.9%	0.7%	0.8%	0.8%
% of FP17s Relating to Continuations	4	1,321	0.3%	1.0%	0.9%	0.9%
% of Patients satisfied with the dentistry they have received	0	0	N/A	92.5%	92.7%	92.5%
% of Patients satisfied with the time they had to wait for an appointment	0	0	N/A	85.3%	87.4%	87.0%

* This is based on patients treated on this contract for their most recent course of treatment. Figures in italics indicate the base number of FP17s or Patient Questionnaire responses are less than 100. N/A is shown where the base number of responses is less than 10 during the period. % is calculated as Quantity/Base number*100

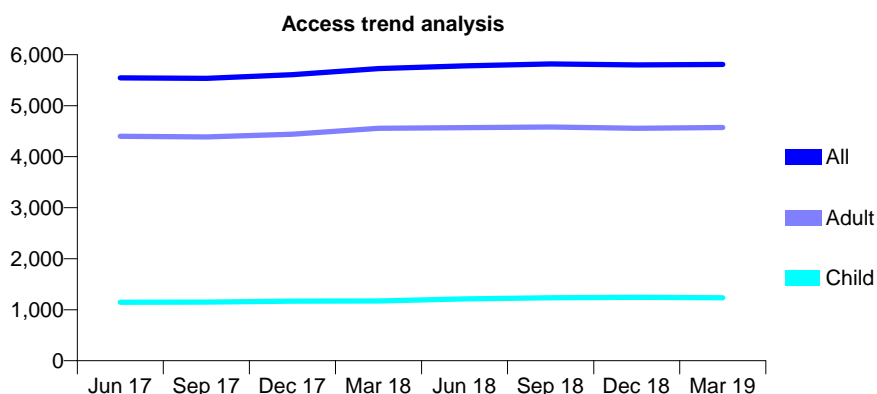
Q56 - Vital Signs At a Glance Contract Report for 139033/0001 - March 2019

Name or company name	DU TOIT & BURGER PARTNERSHIP (SUI
Contract type name	GDS Contract
Purpose of contract	General
Contract start date	01/04/2007
Contract end date	

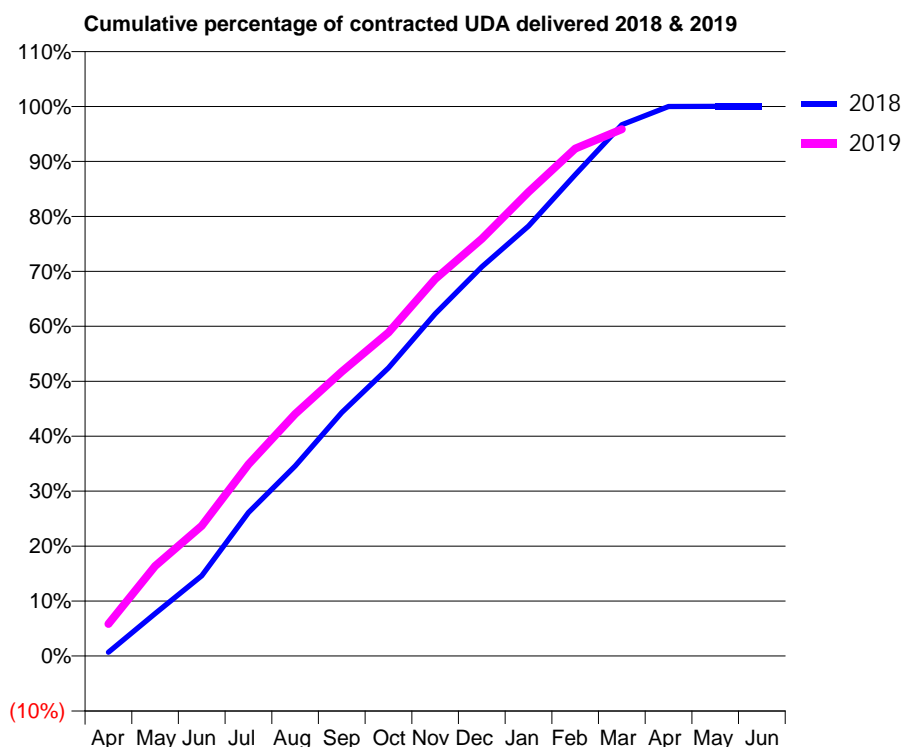
18/19 Contracted general activity (UDA)	14,425
Carry forward general activity (UDA)	-2
18/19 Contracted orthodontic activity (UOA)	0
Carry forward orthodontic activity (UOA)	0
Baseline contract value	£348,907.38

ACCESS*

Patients seen in 24 months	Total	Change since previous quarter
Quarter ending March 2018	5,727	
Quarter ending June 2018	5,780	→
Quarter ending September 2018	5,818	→
Quarter ending December 2018	5,799	→
Quarter ending March 2019	5,808	→
Variance since March 2018	1.4%	→



ACTIVITY



Month	Adjusted Scheduled Activity (UDA)	
	2018	2019
April	101	842
May	1,115	2,363
June	2,108	3,417
July	3,764	5,033
August	4,990	6,354
September	6,391	7,460
October	7,563	8,495
November	8,983	9,894
December	10,216	10,946
January	11,288	12,182
February	12,637	13,317
March	13,944	13,830
April	14,422	
May	14,427	
June	14,427	

QUALITY

	Quantity	Base Number	Contract	AT	Region	England
% of FP17s for the same patient ID Re-attending within 3 months - Children	53	1,578	3.4%	10.7%	11.5%	11.8%
% of FP17s for the same patient ID Re-attending within 3 months - Adults	717	5,864	12.2%	14.1%	15.2%	15.7%
% of FP17s for the same patient ID Re-attending between 3 & 9 months - Children	918	1,578	58.2%	60.1%	60.2%	58.9%
% of FP17s for the same patient ID Re-attending between 3 & 9 months - Adults	2,848	5,864	48.6%	49.2%	51.8%	50.8%
% of FP17s for Band 1 Urgent Courses	464	7,202	6.4%	9.2%	8.1%	9.1%
% of FP17s Relating to Free Repair or Replacements	32	7,202	0.4%	0.7%	0.8%	0.8%
% of FP17s Relating to Continuations	197	7,202	2.7%	1.0%	0.9%	0.9%
% of Patients satisfied with the dentistry they have received	0	1	N/A	92.5%	92.7%	92.5%
% of Patients satisfied with the time they had to wait for an appointment	1	1	N/A	85.3%	87.4%	87.0%

* This is based on patients treated on this contract for their most recent course of treatment.

Figures in italics indicate the base number of FP17s or Patient Questionnaire responses are less than 100. N/A is shown where the base number of responses is less than 10 during the period. % is calculated as Quantity/Base number*100

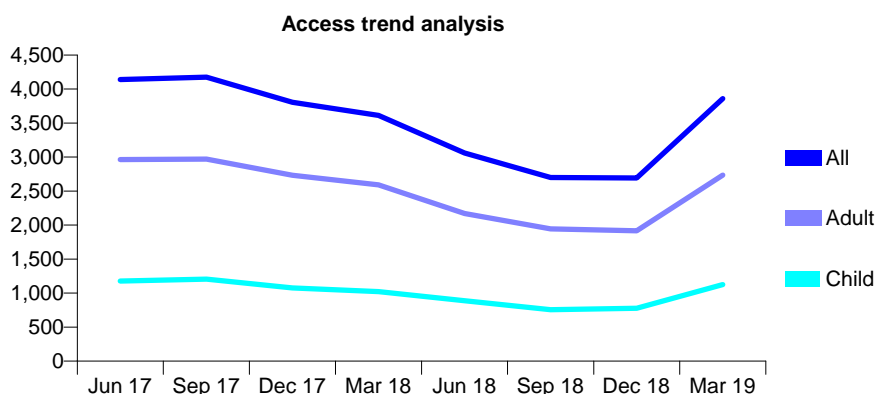
Q56 - Vital Signs At a Glance Contract Report for 139440/0001 - March 2019

Name or company name	Peirson Services Ltd
Contract type name	PDS Plus Contract
Purpose of contract	General
Contract start date	01/04/2010
Contract end date	31/03/2020

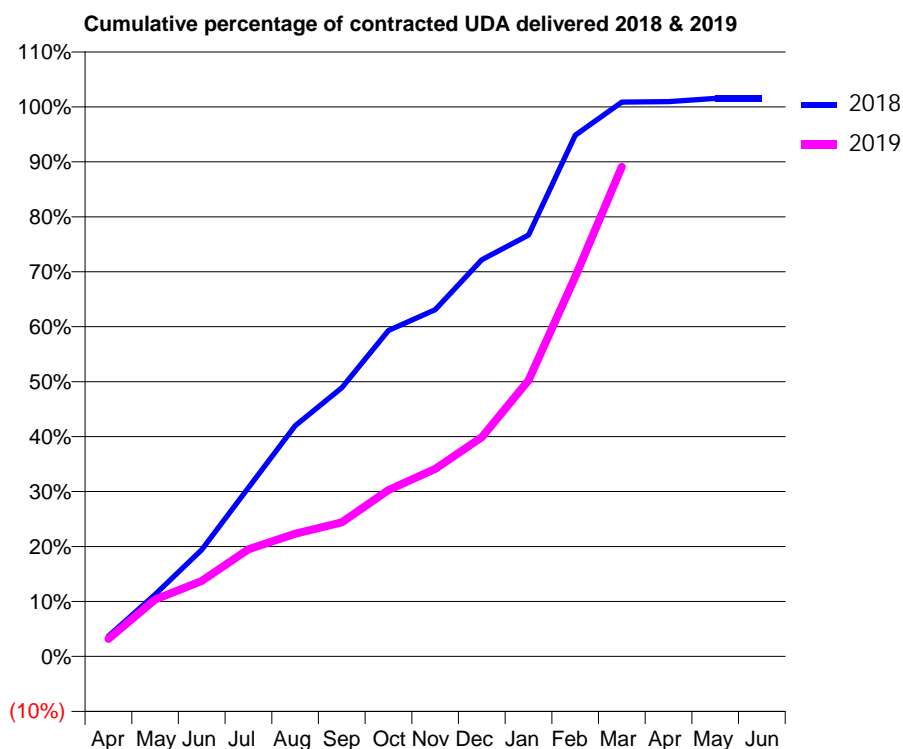
18/19 Contracted general activity (UDA)	11,000
Carry forward general activity (UDA)	-171
18/19 Contracted orthodontic activity (UOA)	0
Carry forward orthodontic activity (UOA)	0
Baseline contract value	£288,578.96

ACCESS*

Patients seen in 24 months	Total	Change since previous quarter
Quarter ending March 2018	3,613	
Quarter ending June 2018	3,060	↓
Quarter ending September 2018	2,701	↓
Quarter ending December 2018	2,694	→
Quarter ending March 2019	3,860	↑
Variance since March 2018	6.8%	↑



ACTIVITY



Month	Adjusted Scheduled Activity (UDA)	
	2018	2019
April	407	352
May	1,242	1,138
June	2,135	1,509
July	3,379	2,146
August	4,617	2,455
September	5,378	2,684
October	6,525	3,331
November	6,939	3,754
December	7,939	4,388
January	8,434	5,523
February	10,432	7,600
March	11,096	9,802
April	11,103	
May	11,171	
June	11,171	

QUALITY

	Quantity	Base Number	Contract	AT	Region	England
% of FP17s for the same patient ID Re-attending within 3 months - Children	51	1,101	4.6%	10.7%	11.5%	11.8%
% of FP17s for the same patient ID Re-attending within 3 months - Adults	302	2,803	10.8%	14.1%	15.2%	15.7%
% of FP17s for the same patient ID Re-attending between 3 & 9 months - Children	242	1,101	22.0%	60.1%	60.2%	58.9%
% of FP17s for the same patient ID Re-attending between 3 & 9 months - Adults	530	2,803	18.9%	49.2%	51.8%	50.8%
% of FP17s for Band 1 Urgent Courses	515	3,882	13.3%	9.2%	8.1%	9.1%
% of FP17s Relating to Free Repair or Replacements	21	3,882	0.5%	0.7%	0.8%	0.8%
% of FP17s Relating to Continuations	26	3,882	0.7%	1.0%	0.9%	0.9%
% of Patients satisfied with the dentistry they have received	2	2	N/A	92.5%	92.7%	92.5%
% of Patients satisfied with the time they had to wait for an appointment	2	2	N/A	85.3%	87.4%	87.0%

* This is based on patients treated on this contract for their most recent course of treatment. Figures in italics indicate the base number of FP17s or Patient Questionnaire responses are less than 100. N/A is shown where the base number of responses is less than 10 during the period. % is calculated as Quantity/Base number*100

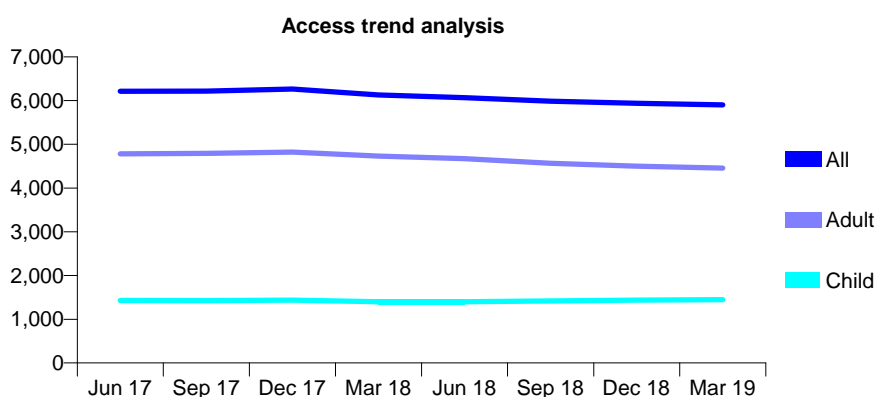
Q56 - Vital Signs At a Glance Contract Report for 139882/0001 - March 2019

Name or company name	Mr M Eyrumlu and Mr A Eyrumlu
Contract type name	GDS Contract
Purpose of contract	General
Contract start date	10/05/2014
Contract end date	

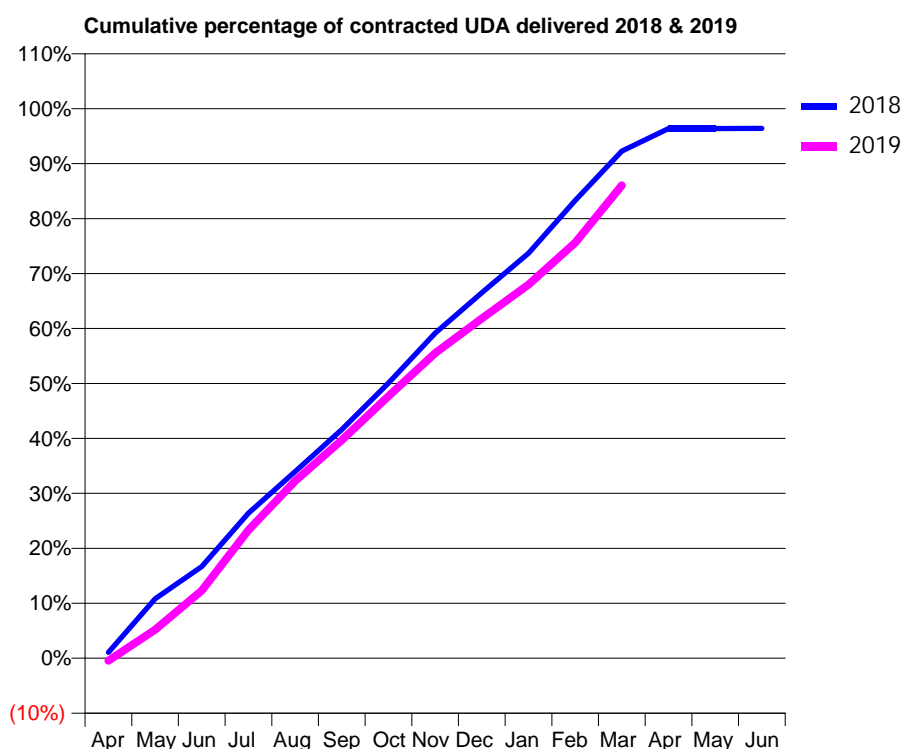
18/19 Contracted general activity (UDA)	22,000
Carry forward general activity (UDA)	793
18/19 Contracted orthodontic activity (UOA)	0
Carry forward orthodontic activity (UOA)	0
Baseline contract value	£570,875.61

ACCESS*

Patients seen in 24 months	Total	Change since previous quarter
Quarter ending March 2018	6,130	
Quarter ending June 2018	6,069	→
Quarter ending September 2018	5,986	↓
Quarter ending December 2018	5,936	→
Quarter ending March 2019	5,901	→
Variance since March 2018	(3.7%)	↓



ACTIVITY



Month	Adjusted Scheduled Activity (UDA)	
	2018	2019
April	239	-106
May	2,377	1,144
June	3,670	2,708
July	5,812	5,128
August	7,477	7,097
September	9,154	8,734
October	11,015	10,495
November	13,017	12,217
December	14,630	13,600
January	16,213	14,956
February	18,325	16,635
March	20,299	18,926
April	21,203	
May	21,205	
June	21,207	

QUALITY

	Quantity	Base Number	Contract	AT	Region	England
% of FP17s for the same patient ID Re-attending within 3 months - Children	211	2,397	8.8%	10.7%	11.5%	11.8%
% of FP17s for the same patient ID Re-attending within 3 months - Adults	753	6,630	11.4%	14.1%	15.2%	15.7%
% of FP17s for the same patient ID Re-attending between 3 & 9 months - Children	1,511	2,397	63.0%	60.1%	60.2%	58.9%
% of FP17s for the same patient ID Re-attending between 3 & 9 months - Adults	4,031	6,630	60.8%	49.2%	51.8%	50.8%
% of FP17s for Band 1 Urgent Courses	581	8,728	6.7%	9.2%	8.1%	9.1%
% of FP17s Relating to Free Repair or Replacements	178	8,728	2.0%	0.7%	0.8%	0.8%
% of FP17s Relating to Continuations	193	8,728	2.2%	1.0%	0.9%	0.9%
% of Patients satisfied with the dentistry they have received	2	2	N/A	92.5%	92.7%	92.5%
% of Patients satisfied with the time they had to wait for an appointment	2	2	N/A	85.3%	87.4%	87.0%

* This is based on patients treated on this contract for their most recent course of treatment.

Figures in italics indicate the base number of FP17s or Patient Questionnaire responses are less than 100. N/A is shown where the base number of responses is less than 10 during the period. % is calculated as Quantity/Base number*100

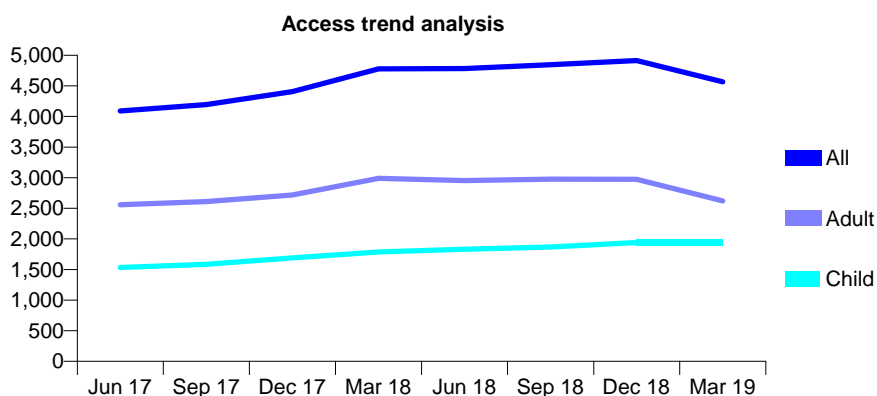
Q56 - Vital Signs At a Glance Contract Report for 140708/0001 - March 2019

Name or company name	Bretton Dental Clinic Partnership
Contract type name	GDS Contract
Purpose of contract	General
Contract start date	01/12/2014
Contract end date	

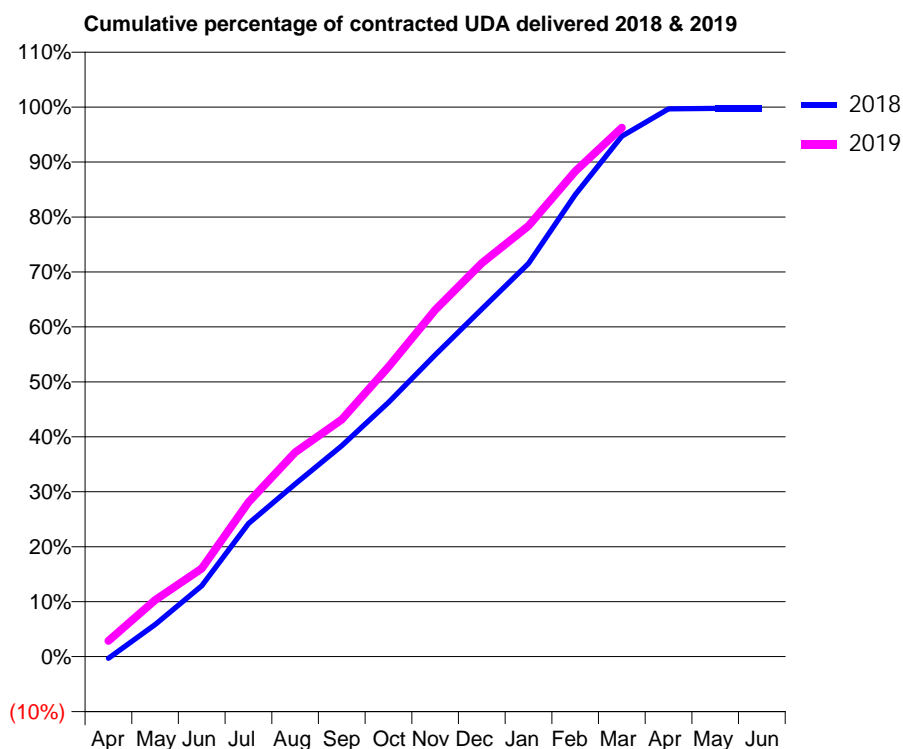
18/19 Contracted general activity (UDA)	12,034
Carry forward general activity (UDA)	31
18/19 Contracted orthodontic activity (UOA)	0
Carry forward orthodontic activity (UOA)	0
Baseline contract value	£307,987.38

ACCESS*

Patients seen in 24 months	Total	Change since previous quarter
Quarter ending March 2018	4,779	
Quarter ending June 2018	4,784	→
Quarter ending September 2018	4,846	→
Quarter ending December 2018	4,915	→
Quarter ending March 2019	4,565	↓
Variance since March 2018	(4.5%)	↓



ACTIVITY



Month	Adjusted Scheduled Activity (UDA)	
	2018	2019
April	-42	345
May	749	1,241
June	1,653	1,928
July	3,104	3,381
August	4,027	4,472
September	4,918	5,192
October	5,929	6,345
November	7,037	7,595
December	8,105	8,616
January	9,166	9,434
February	10,773	10,628
March	12,133	11,580
April	12,772	
May	12,783	
June	12,783	

QUALITY

	Quantity	Base Number	Contract	AT	Region	England
% of FP17s for the same patient ID Re-attending within 3 months - Children	217	2,799	7.8%	10.7%	11.5%	11.8%
% of FP17s for the same patient ID Re-attending within 3 months - Adults	522	2,515	20.8%	14.1%	15.2%	15.7%
% of FP17s for the same patient ID Re-attending between 3 & 9 months - Children	1,627	2,799	58.1%	60.1%	60.2%	58.9%
% of FP17s for the same patient ID Re-attending between 3 & 9 months - Adults	1,105	2,515	43.9%	49.2%	51.8%	50.8%
% of FP17s for Band 1 Urgent Courses	534	5,012	10.7%	9.2%	8.1%	9.1%
% of FP17s Relating to Free Repair or Replacements	3	5,012	0.1%	0.7%	0.8%	0.8%
% of FP17s Relating to Continuations	1	5,012	0.0%	1.0%	0.9%	0.9%
% of Patients satisfied with the dentistry they have received	0	0	N/A	92.5%	92.7%	92.5%
% of Patients satisfied with the time they had to wait for an appointment	0	0	N/A	85.3%	87.4%	87.0%

* This is based on patients treated on this contract for their most recent course of treatment. Figures in italics indicate the base number of FP17s or Patient Questionnaire responses are less than 100. N/A is shown where the base number of responses is less than 10 during the period. % is calculated as Quantity/Base number*100

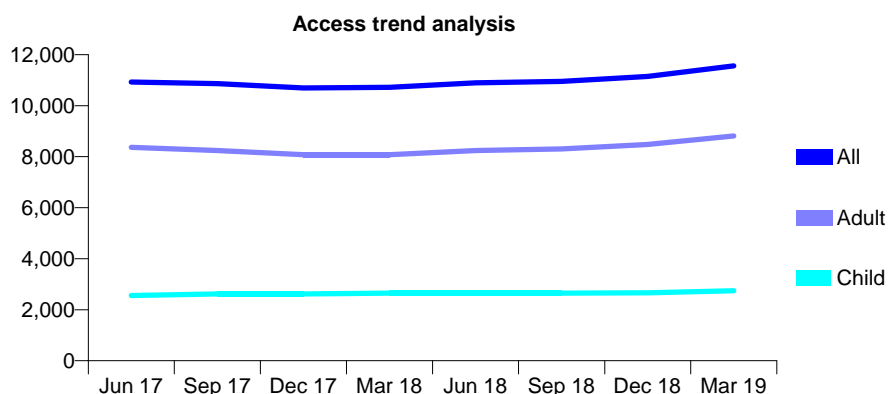
Q56 - Vital Signs At a Glance Contract Report for 141062/0001 - March 2019

Name or company name	Taverham Dental Health Clinic Limited
Contract type name	GDS Contract
Purpose of contract	General
Contract start date	01/02/2012
Contract end date	

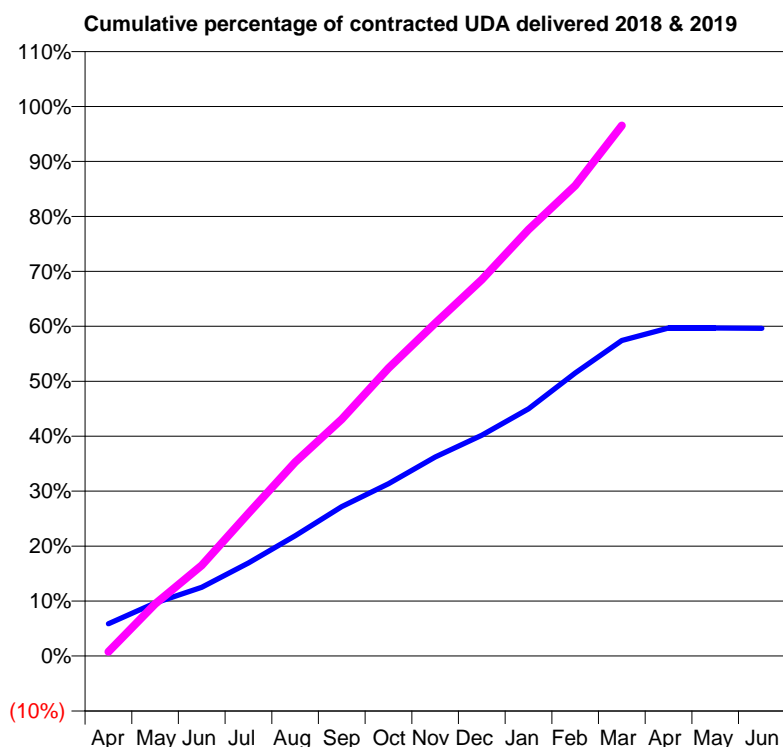
18/19 Contracted general activity (UDA)	37,140
Carry forward general activity (UDA)	0
18/19 Contracted orthodontic activity (UOA)	0
Carry forward orthodontic activity (UOA)	0
Baseline contract value	£947,687.35

ACCESS*

Patients seen in 24 months	Total	Change since previous quarter
Quarter ending March 2018	10,723	
Quarter ending June 2018	10,895	→
Quarter ending September 2018	10,954	→
Quarter ending December 2018	11,143	→
Quarter ending March 2019	11,560	↑
Variance since March 2018	7.8%	↑



ACTIVITY



Month	Adjusted Scheduled Activity (UDA)	
	2018	2019
April	2,187	279
May	3,593	3,523
June	4,649	6,134
July	6,285	9,637
August	8,130	13,102
September	10,097	16,000
October	11,637	19,458
November	13,456	22,490
December	14,921	25,439
January	16,702	28,819
February	19,127	31,793
March	21,325	35,850
April	22,165	
May	22,164	
June	22,147	

QUALITY

	Quantity	Base Number	Contract	AT	Region	England
% of FP17s for the same patient ID Re-attending within 3 months - Children	262	4,182	6.3%	10.7%	11.5%	11.8%
% of FP17s for the same patient ID Re-attending within 3 months - Adults	1,425	12,892	11.1%	14.1%	15.2%	15.7%
% of FP17s for the same patient ID Re-attending between 3 & 9 months - Children	2,572	4,182	61.5%	60.1%	60.2%	58.9%
% of FP17s for the same patient ID Re-attending between 3 & 9 months - Adults	6,139	12,892	47.6%	49.2%	51.8%	50.8%
% of FP17s for Band 1 Urgent Courses	1,120	16,654	6.7%	9.2%	8.1%	9.1%
% of FP17s Relating to Free Repair or Replacements	76	16,654	0.5%	0.7%	0.8%	0.8%
% of FP17s Relating to Continuations	247	16,654	1.5%	1.0%	0.9%	0.9%
% of Patients satisfied with the dentistry they have received	10	11	90.9%	92.5%	92.7%	92.5%
% of Patients satisfied with the time they had to wait for an appointment	10	11	90.9%	85.3%	87.4%	87.0%

* This is based on patients treated on this contract for their most recent course of treatment.

Figures in italics indicate the base number of FP17s or Patient Questionnaire responses are less than 100. N/A is shown where the base number of responses is less than 10 during the period. % is calculated as Quantity/Base number*100

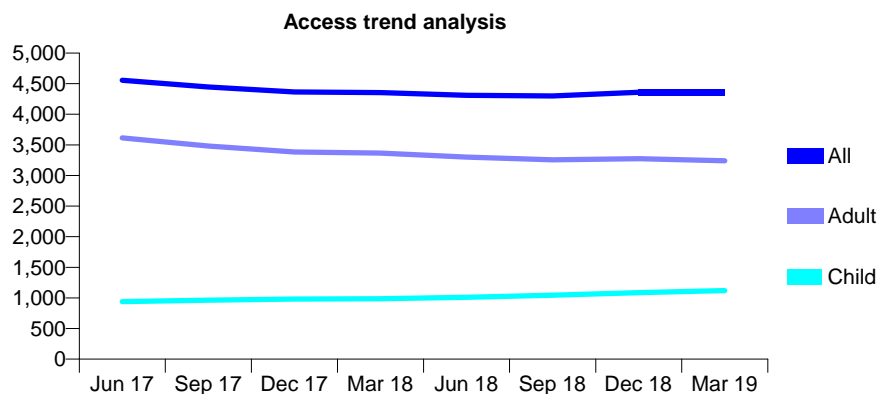
Q56 - Vital Signs At a Glance Contract Report for 143391/0001 - March 2019

Name or company name	Dr J Sherer and Dr L Levin
Contract type name	GDS Contract
Purpose of contract	General
Contract start date	01/02/2011
Contract end date	

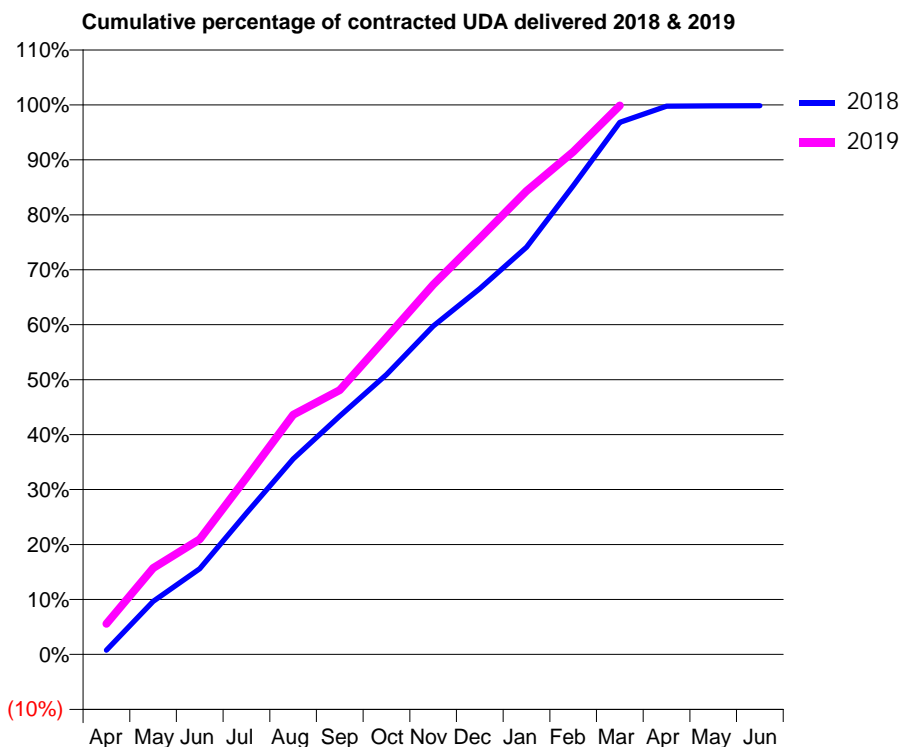
18/19 Contracted general activity (UDA)	9,634
Carry forward general activity (UDA)	14
18/19 Contracted orthodontic activity (UOA)	0
Carry forward orthodontic activity (UOA)	0
Baseline contract value	£270,110.45

ACCESS*

Patients seen in 24 months	Total	Change since previous quarter
Quarter ending March 2018	4,355	
Quarter ending June 2018	4,311	↓
Quarter ending September 2018	4,300	→
Quarter ending December 2018	4,361	→
Quarter ending March 2019	4,361	→
Variance since March 2018	0.1%	→



ACTIVITY



Month	Adjusted Scheduled Activity (UDA)	
	2018	2019
April	77	540
May	931	1,513
June	1,502	2,019
July	2,477	3,098
August	3,426	4,203
September	4,178	4,632
October	4,906	5,554
November	5,755	6,481
December	6,411	7,295
January	7,139	8,123
February	8,216	8,810
March	9,326	9,622
April	9,609	
May	9,618	
June	9,620	

QUALITY

	Quantity	Base Number	Contract	AT	Region	England
% of FP17s for the same patient ID Re-attending within 3 months - Children	139	1,894	7.3%	10.7%	11.5%	11.8%
% of FP17s for the same patient ID Re-attending within 3 months - Adults	629	4,531	13.9%	14.1%	15.2%	15.7%
% of FP17s for the same patient ID Re-attending between 3 & 9 months - Children	1,223	1,894	64.6%	60.1%	60.2%	58.9%
% of FP17s for the same patient ID Re-attending between 3 & 9 months - Adults	2,807	4,531	62.0%	49.2%	51.8%	50.8%
% of FP17s for Band 1 Urgent Courses	538	6,292	8.6%	9.2%	8.1%	9.1%
% of FP17s Relating to Free Repair or Replacements	6	6,292	0.1%	0.7%	0.8%	0.8%
% of FP17s Relating to Continuations	141	6,292	2.2%	1.0%	0.9%	0.9%
% of Patients satisfied with the dentistry they have received	0	0	N/A	92.5%	92.7%	92.5%
% of Patients satisfied with the time they had to wait for an appointment	0	0	N/A	85.3%	87.4%	87.0%

* This is based on patients treated on this contract for their most recent course of treatment. Figures in italics indicate the base number of FP17s or Patient Questionnaire responses are less than 100. N/A is shown where the base number of responses is less than 10 during the period. % is calculated as Quantity/Base number*100

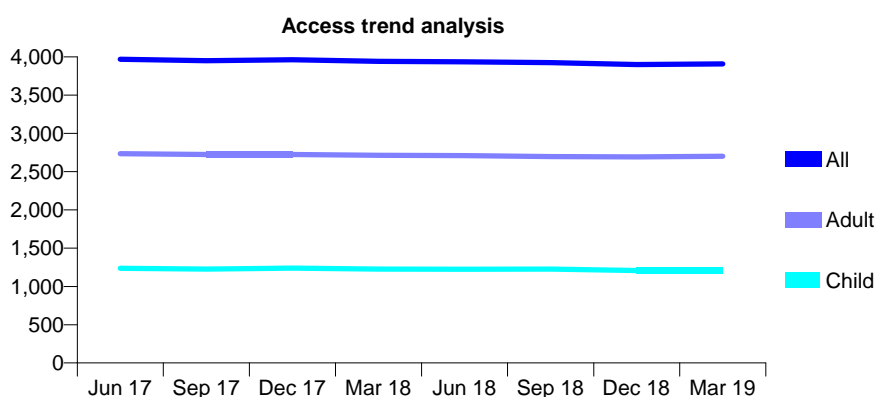
Q56 - Vital Signs At a Glance Contract Report for 144487/0001 - March 2019

Name or company name	The Old Grammer School Dental Surgery
Contract type name	GDS Contract
Purpose of contract	General
Contract start date	01/07/2015
Contract end date	

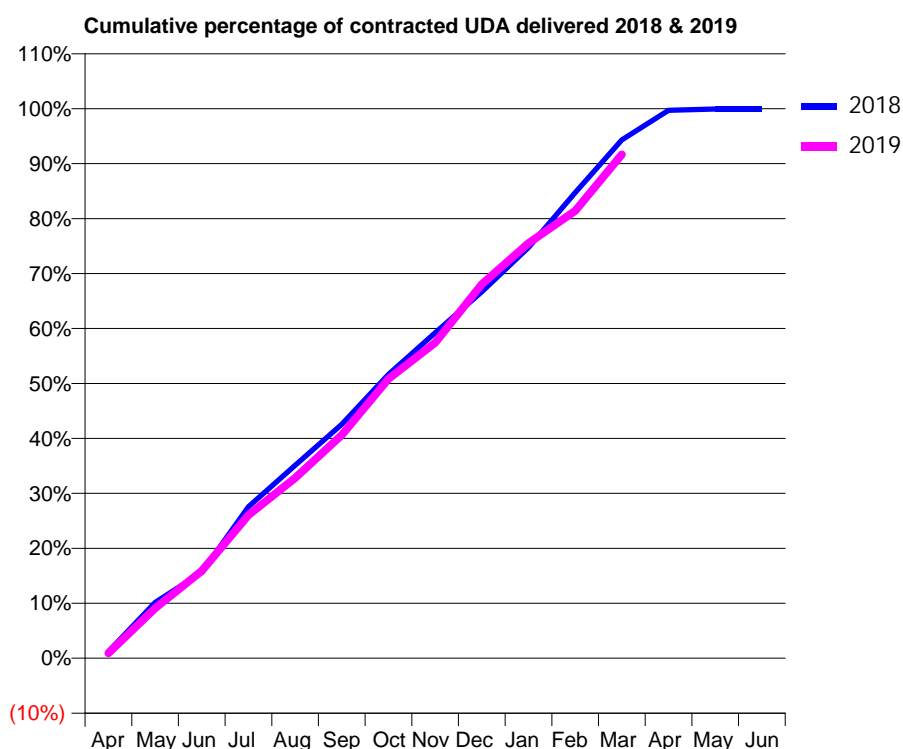
18/19 Contracted general activity (UDA)	10,000
Carry forward general activity (UDA)	5
18/19 Contracted orthodontic activity (UOA)	0
Carry forward orthodontic activity (UOA)	0
Baseline contract value	£259,190.90

ACCESS*

Patients seen in 24 months	Total	Change since previous quarter
Quarter ending March 2018	3,942	
Quarter ending June 2018	3,934	→
Quarter ending September 2018	3,924	→
Quarter ending December 2018	3,899	→
Quarter ending March 2019	3,908	→
Variance since March 2018	(0.9%)	→



ACTIVITY



Month	2018	2019
April	120	90
May	1,016	911
June	1,562	1,589
July	2,756	2,606
August	3,511	3,280
September	4,256	4,060
October	5,165	5,082
November	5,921	5,741
December	6,668	6,804
January	7,473	7,553
February	8,472	8,141
March	9,431	9,167
April	9,969	
May	9,995	
June	9,995	

QUALITY

	Quantity	Base Number	Contract	AT	Region	England
% of FP17s for the same patient ID Re-attending within 3 months - Children	127	1,907	6.7%	10.7%	11.5%	11.8%
% of FP17s for the same patient ID Re-attending within 3 months - Adults	715	4,317	16.6%	14.1%	15.2%	15.7%
% of FP17s for the same patient ID Re-attending between 3 & 9 months - Children	1,326	1,907	69.5%	60.1%	60.2%	58.9%
% of FP17s for the same patient ID Re-attending between 3 & 9 months - Adults	2,778	4,317	64.4%	49.2%	51.8%	50.8%
% of FP17s for Band 1 Urgent Courses	344	5,837	5.9%	9.2%	8.1%	9.1%
% of FP17s Relating to Free Repair or Replacements	71	5,837	1.2%	0.7%	0.8%	0.8%
% of FP17s Relating to Continuations	62	5,837	1.1%	1.0%	0.9%	0.9%
% of Patients satisfied with the dentistry they have received	2	3	N/A	92.5%	92.7%	92.5%
% of Patients satisfied with the time they had to wait for an appointment	1	3	N/A	85.3%	87.4%	87.0%

* This is based on patients treated on this contract for their most recent course of treatment.

Figures in italics indicate the base number of FP17s or Patient Questionnaire responses are less than 100. N/A is shown where the base number of responses is less than 10 during the period. % is calculated as Quantity/Base number*100

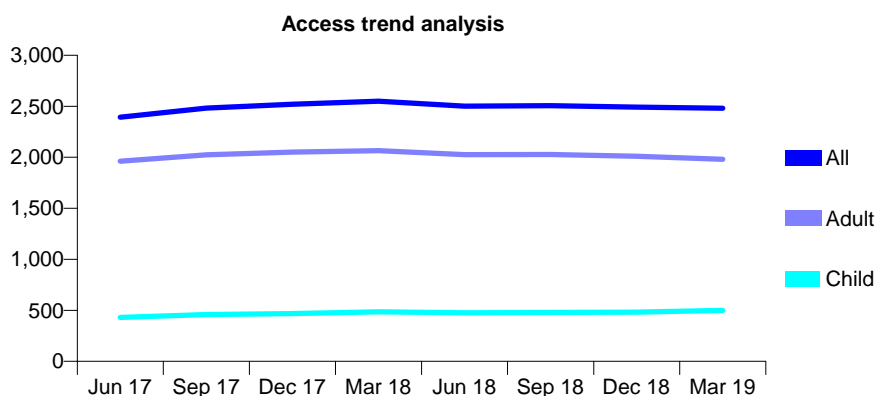
Q56 - Vital Signs At a Glance Contract Report for 145297/0001 - March 2019

Name or company name	Ms Teresa Kleinhans
Contract type name	GDS Contract
Purpose of contract	General
Contract start date	01/04/2012
Contract end date	

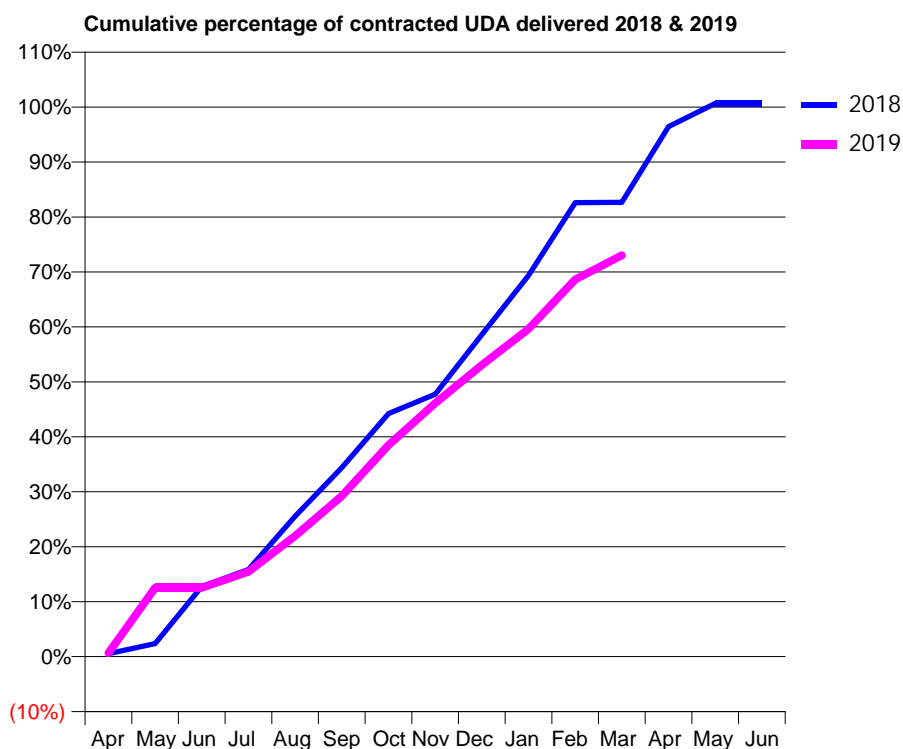
18/19 Contracted general activity (UDA)	6,737
Carry forward general activity (UDA)	-45
18/19 Contracted orthodontic activity (UOA)	0
Carry forward orthodontic activity (UOA)	0
Baseline contract value	£170,576.61

ACCESS*

Patients seen in 24 months	Total	Change since previous quarter
Quarter ending March 2018	2,550	
Quarter ending June 2018	2,501	↓
Quarter ending September 2018	2,507	→
Quarter ending December 2018	2,492	→
Quarter ending March 2019	2,481	→
Variance since March 2018	(2.7%)	↓



ACTIVITY



Month	Adjusted Scheduled Activity (UDA)	
	2018	2019
April	37	45
May	159	845
June	859	845
July	1,069	1,040
August	1,722	1,481
September	2,316	1,970
October	2,979	2,594
November	3,217	3,107
December	3,946	3,575
January	4,673	4,017
February	5,566	4,624
March	5,569	4,920
April	6,496	
May	6,782	
June	6,782	

QUALITY

	Quantity	Base Number	Contract	AT	Region	England
% of FP17s for the same patient ID Re-attending within 3 months - Children	65	685	9.5%	10.7%	11.5%	11.8%
% of FP17s for the same patient ID Re-attending within 3 months - Adults	267	2,530	10.6%	14.1%	15.2%	15.7%
% of FP17s for the same patient ID Re-attending between 3 & 9 months - Children	354	685	51.7%	60.1%	60.2%	58.9%
% of FP17s for the same patient ID Re-attending between 3 & 9 months - Adults	1,183	2,530	46.8%	49.2%	51.8%	50.8%
% of FP17s for Band 1 Urgent Courses	156	2,764	5.6%	9.2%	8.1%	9.1%
% of FP17s Relating to Free Repair or Replacements	11	2,764	0.4%	0.7%	0.8%	0.8%
% of FP17s Relating to Continuations	9	2,764	0.3%	1.0%	0.9%	0.9%
% of Patients satisfied with the dentistry they have received	3	3	N/A	92.5%	92.7%	92.5%
% of Patients satisfied with the time they had to wait for an appointment	3	3	N/A	85.3%	87.4%	87.0%

* This is based on patients treated on this contract for their most recent course of treatment. Figures in italics indicate the base number of FP17s or Patient Questionnaire responses are less than 100. N/A is shown where the base number of responses is less than 10 during the period. % is calculated as Quantity/Base number*100

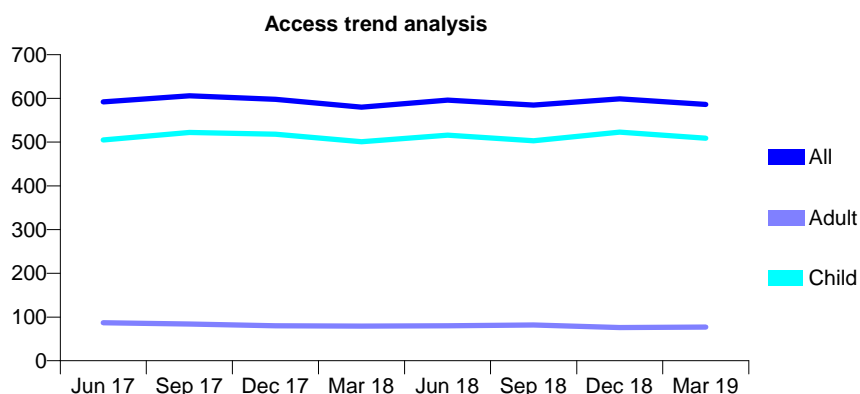
Q56 - Vital Signs At a Glance Contract Report for 145300/0002 - March 2019

Name or company name	The Hollies Dental Practice
Contract type name	GDS Contract
Purpose of contract	General
Contract start date	01/11/2007
Contract end date	

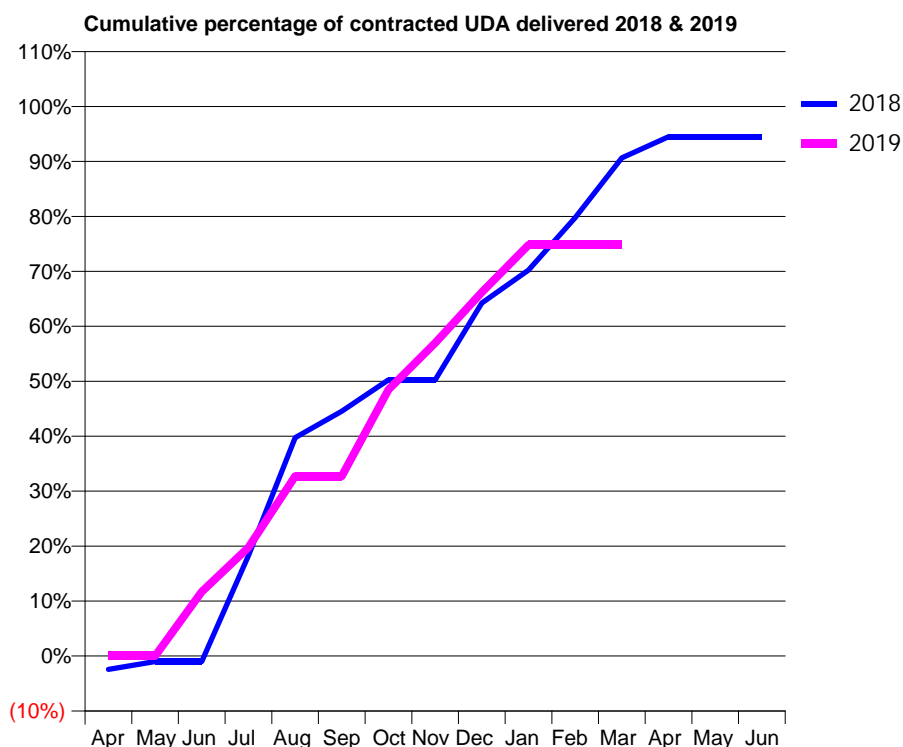
18/19 Contracted general activity (UDA)	1,067
Carry forward general activity (UDA)	0
18/19 Contracted orthodontic activity (UOA)	0
Carry forward orthodontic activity (UOA)	0
Baseline contract value	£49,869.97

ACCESS*

Patients seen in 24 months	Total	Change since previous quarter
Quarter ending March 2018	580	
Quarter ending June 2018	596	↑
Quarter ending September 2018	585	↓
Quarter ending December 2018	599	↑
Quarter ending March 2019	586	↓
Variance since March 2018	1.0%	→



ACTIVITY



Month	Adjusted Scheduled Activity (UDA)	
	2018	2019
April	-26	0
May	-11	0
June	-11	125
July	195	211
August	424	349
September	475	349
October	536	517
November	536	608
December	685	706
January	749	798
February	851	798
March	967	798
April	1,008	
May	1,008	
June	1,008	

QUALITY

	Quantity	Base Number	Contract	AT	Region	England
% of FP17s for the same patient ID Re-attending within 3 months - Children	36	628	5.7%	10.7%	11.5%	11.8%
% of FP17s for the same patient ID Re-attending within 3 months - Adults	0	31	0.0%	14.1%	15.2%	15.7%
% of FP17s for the same patient ID Re-attending between 3 & 9 months - Children	354	628	56.4%	60.1%	60.2%	58.9%
% of FP17s for the same patient ID Re-attending between 3 & 9 months - Adults	24	31	77.4%	49.2%	51.8%	50.8%
% of FP17s for Band 1 Urgent Courses	1	618	0.2%	9.2%	8.1%	9.1%
% of FP17s Relating to Free Repair or Replacements	0	618	0.0%	0.7%	0.8%	0.8%
% of FP17s Relating to Continuations	0	618	0.0%	1.0%	0.9%	0.9%
% of Patients satisfied with the dentistry they have received	0	0	N/A	92.5%	92.7%	92.5%
% of Patients satisfied with the time they had to wait for an appointment	0	0	N/A	85.3%	87.4%	87.0%

* This is based on patients treated on this contract for their most recent course of treatment. Figures in italics indicate the base number of FP17s or Patient Questionnaire responses are less than 100. N/A is shown where the base number of responses is less than 10 during the period. % is calculated as Quantity/Base number*100

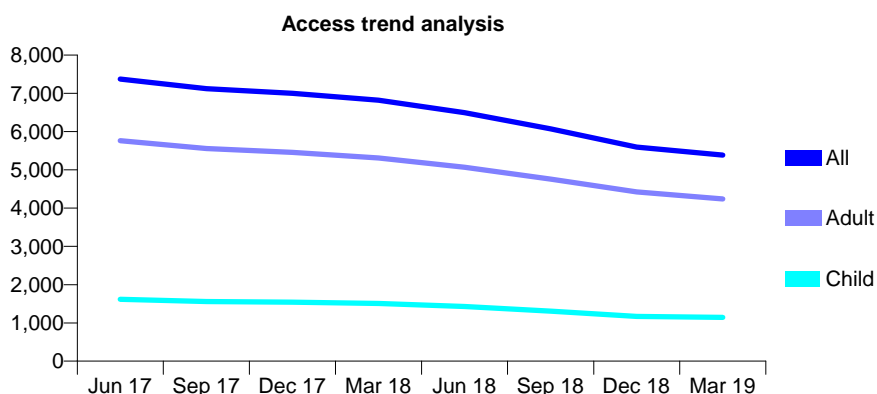
Q56 - Vital Signs At a Glance Contract Report for 145904/0001 - March 2019

Name or company name	St Mary Dental Practice
Contract type name	GDS Contract
Purpose of contract	General
Contract start date	01/12/2010
Contract end date	

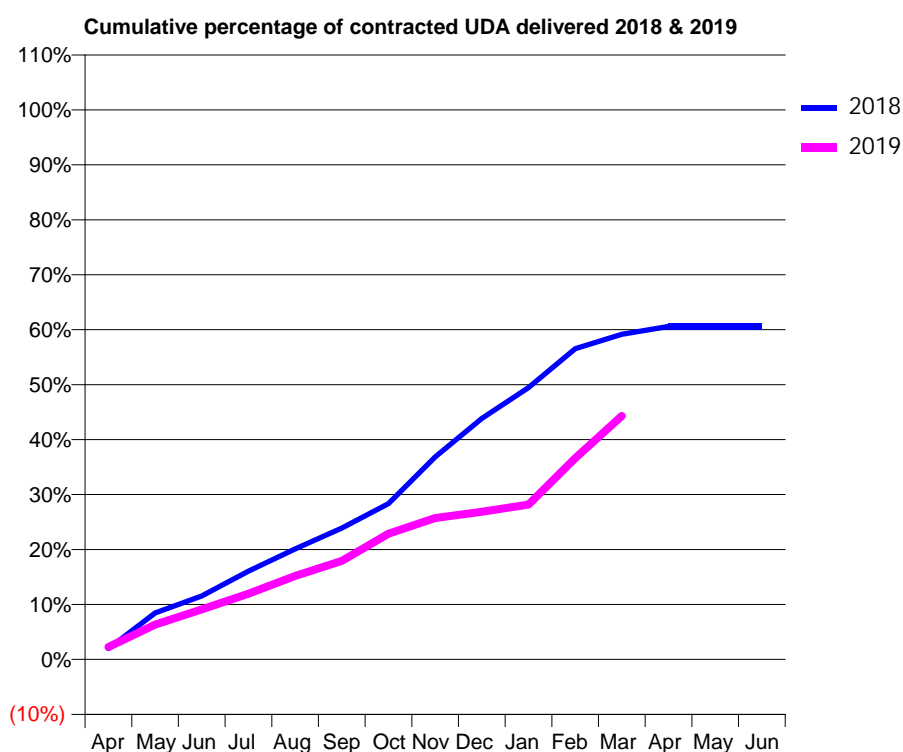
18/19 Contracted general activity (UDA)	20,907
Carry forward general activity (UDA)	0
18/19 Contracted orthodontic activity (UOA)	0
Carry forward orthodontic activity (UOA)	0
Baseline contract value	£557,308.67

ACCESS*

Patients seen in 24 months	Total	Change since previous quarter
Quarter ending March 2018	6,821	
Quarter ending June 2018	6,492	↓
Quarter ending September 2018	6,070	↓
Quarter ending December 2018	5,595	↓
Quarter ending March 2019	5,386	↓
Variance since March 2018	(21.0%)	↓



ACTIVITY



Month	Adjusted Scheduled Activity (UDA)	
	2018	2019
April	413	472
May	1,770	1,329
June	2,420	1,907
July	3,363	2,500
August	4,205	3,174
September	4,995	3,745
October	5,927	4,781
November	7,704	5,379
December	9,164	5,617
January	10,344	5,894
February	11,819	7,657
March	12,366	9,263
April	12,664	
May	12,664	
June	12,664	

QUALITY

	Quantity	Base Number	Contract	AT	Region	England
% of FP17s for the same patient ID Re-attending within 3 months - Children	58	1,197	4.8%	10.7%	11.5%	11.8%
% of FP17s for the same patient ID Re-attending within 3 months - Adults	544	4,269	12.7%	14.1%	15.2%	15.7%
% of FP17s for the same patient ID Re-attending between 3 & 9 months - Children	421	1,197	35.2%	60.1%	60.2%	58.9%
% of FP17s for the same patient ID Re-attending between 3 & 9 months - Adults	1,265	4,269	29.6%	49.2%	51.8%	50.8%
% of FP17s for Band 1 Urgent Courses	690	5,313	13.0%	9.2%	8.1%	9.1%
% of FP17s Relating to Free Repair or Replacements	20	5,313	0.4%	0.7%	0.8%	0.8%
% of FP17s Relating to Continuations	60	5,313	1.1%	1.0%	0.9%	0.9%
% of Patients satisfied with the dentistry they have received	1	1	N/A	92.5%	92.7%	92.5%
% of Patients satisfied with the time they had to wait for an appointment	0	1	N/A	85.3%	87.4%	87.0%

* This is based on patients treated on this contract for their most recent course of treatment. Figures in italics indicate the base number of FP17s or Patient Questionnaire responses are less than 100. N/A is shown where the base number of responses is less than 10 during the period. % is calculated as Quantity/Base number*100

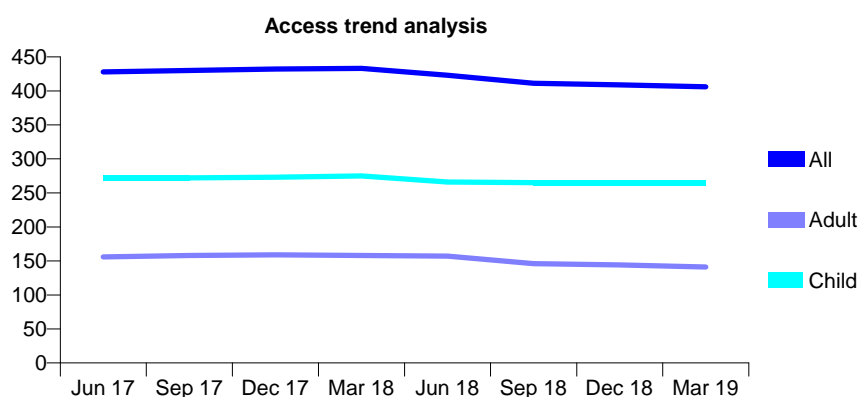
Q56 - Vital Signs At a Glance Contract Report for 147052/0001 - March 2019

Name or company name	Matley Dental Surgery
Contract type name	GDS Contract
Purpose of contract	General
Contract start date	01/04/2009
Contract end date	

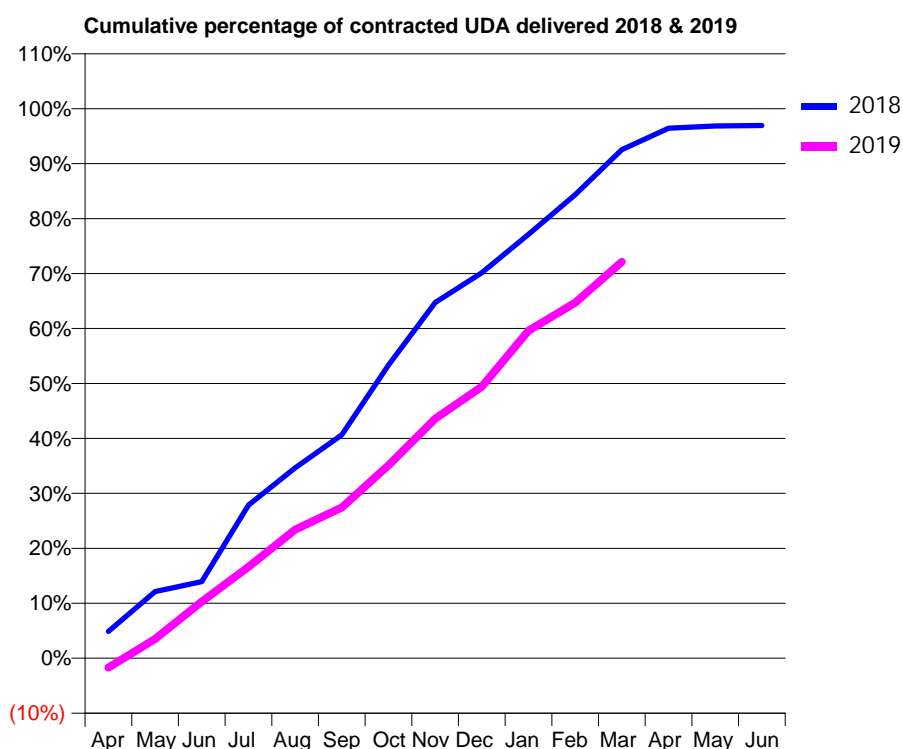
18/19 Contracted general activity (UDA)	1,000
Carry forward general activity (UDA)	31
18/19 Contracted orthodontic activity (UOA)	0
Carry forward orthodontic activity (UOA)	0
Baseline contract value	£24,128.05

ACCESS*

Patients seen in 24 months	Total	Change since previous quarter
Quarter ending March 2018	433	
Quarter ending June 2018	423	↓
Quarter ending September 2018	411	↓
Quarter ending December 2018	409	→
Quarter ending March 2019	406	→
Variance since March 2018	(6.2%)	↓



ACTIVITY



Adjusted Scheduled Activity (UDA)		
Month	2018	2019
April	49	-17
May	121	35
June	139	103
July	278	166
August	346	234
September	406	274
October	533	351
November	647	436
December	701	494
January	771	596
February	843	647
March	925	721
April	964	
May	968	
June	969	

QUALITY

	Quantity	Base Number	Contract	AT	Region	England
% of FP17s for the same patient ID Re-attending within 3 months - Children	13	359	3.6%	10.7%	11.5%	11.8%
% of FP17s for the same patient ID Re-attending within 3 months - Adults	26	156	16.7%	14.1%	15.2%	15.7%
% of FP17s for the same patient ID Re-attending between 3 & 9 months - Children	171	359	47.6%	60.1%	60.2%	58.9%
% of FP17s for the same patient ID Re-attending between 3 & 9 months - Adults	81	156	51.9%	49.2%	51.8%	50.8%
% of FP17s for Band 1 Urgent Courses	0	492	0.0%	9.2%	8.1%	9.1%
% of FP17s Relating to Free Repair or Replacements	0	492	0.0%	0.7%	0.8%	0.8%
% of FP17s Relating to Continuations	14	492	2.8%	1.0%	0.9%	0.9%
% of Patients satisfied with the dentistry they have received	0	0	N/A	92.5%	92.7%	92.5%
% of Patients satisfied with the time they had to wait for an appointment	0	0	N/A	85.3%	87.4%	87.0%

* This is based on patients treated on this contract for their most recent course of treatment.

Figures in italics indicate the base number of FP17s or Patient Questionnaire responses are less than 100. N/A is shown where the base number of responses is less than 10 during the period. % is calculated as Quantity/Base number*100

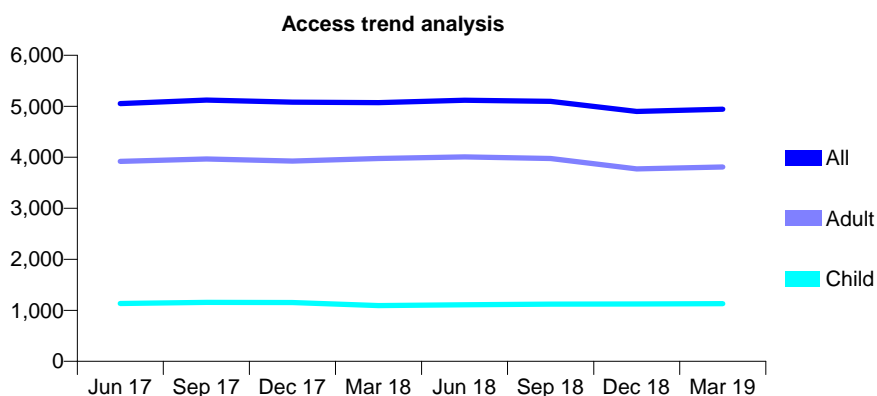
Q56 - Vital Signs At a Glance Contract Report for 148342/0002 - March 2019

Name or company name	Brundall Practice Limited
Contract type name	GDS Contract
Purpose of contract	General
Contract start date	01/10/2012
Contract end date	

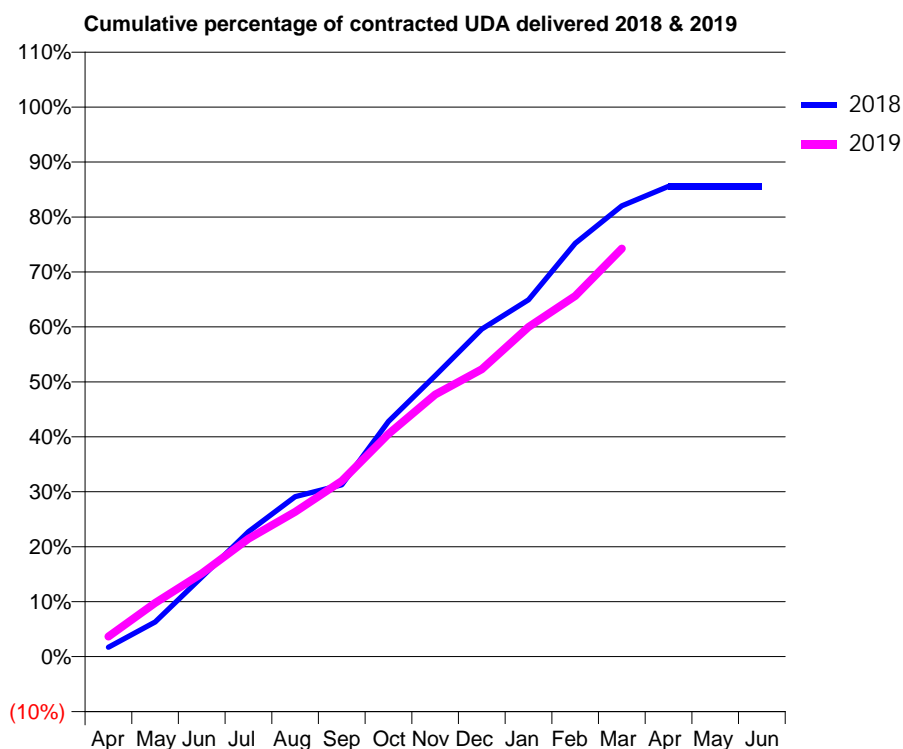
18/19 Contracted general activity (UDA)	16,024
Carry forward general activity (UDA)	0
18/19 Contracted orthodontic activity (UOA)	0
Carry forward orthodontic activity (UOA)	0
Baseline contract value	£407,540.05

ACCESS*

Patients seen in 24 months	Total	Change since previous quarter
Quarter ending March 2018	5,070	
Quarter ending June 2018	5,118	→
Quarter ending September 2018	5,096	→
Quarter ending December 2018	4,898	↓
Quarter ending March 2019	4,943	→
Variance since March 2018	(2.5%)	↓



ACTIVITY



Month	Adjusted Scheduled Activity (UDA)	
	2018	2019
April	276	584
May	1,015	1,564
June	2,318	2,424
July	3,640	3,439
August	4,665	4,222
September	5,011	5,122
October	6,858	6,492
November	8,190	7,643
December	9,550	8,377
January	10,406	9,610
February	12,051	10,515
March	13,140	11,895
April	13,714	
May	13,714	
June	13,714	

QUALITY

	Quantity	Base Number	Contract	AT	Region	England
% of FP17s for the same patient ID Re-attending within 3 months - Children	98	1,762	5.6%	10.7%	11.5%	11.8%
% of FP17s for the same patient ID Re-attending within 3 months - Adults	686	5,382	12.7%	14.1%	15.2%	15.7%
% of FP17s for the same patient ID Re-attending between 3 & 9 months - Children	1,137	1,762	64.5%	60.1%	60.2%	58.9%
% of FP17s for the same patient ID Re-attending between 3 & 9 months - Adults	2,768	5,382	51.4%	49.2%	51.8%	50.8%
% of FP17s for Band 1 Urgent Courses	575	6,867	8.4%	9.2%	8.1%	9.1%
% of FP17s Relating to Free Repair or Replacements	45	6,867	0.7%	0.7%	0.8%	0.8%
% of FP17s Relating to Continuations	74	6,867	1.1%	1.0%	0.9%	0.9%
% of Patients satisfied with the dentistry they have received	1	1	N/A	92.5%	92.7%	92.5%
% of Patients satisfied with the time they had to wait for an appointment	1	1	N/A	85.3%	87.4%	87.0%

* This is based on patients treated on this contract for their most recent course of treatment. Figures in italics indicate the base number of FP17s or Patient Questionnaire responses are less than 100. N/A is shown where the base number of responses is less than 10 during the period. % is calculated as Quantity/Base number*100

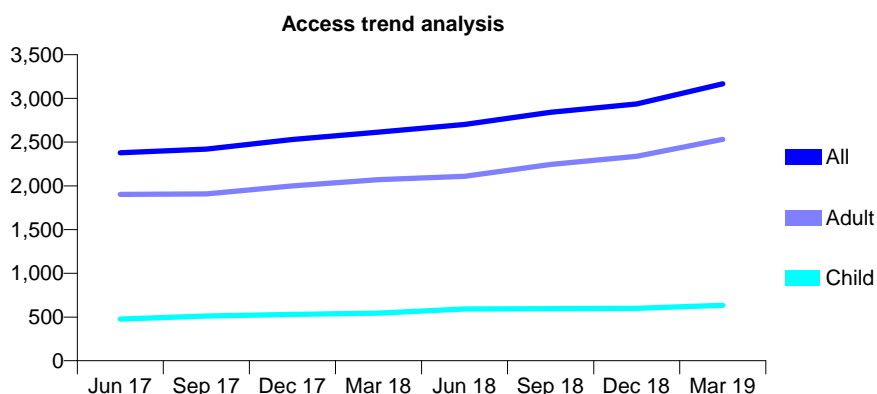
Q56 - Vital Signs At a Glance Contract Report for 148393/0001 - March 2019

Name or company name	Mr M. Eyrumlu and Mr Azad
Contract type name	GDS Contract
Purpose of contract	General
Contract start date	01/02/2014
Contract end date	

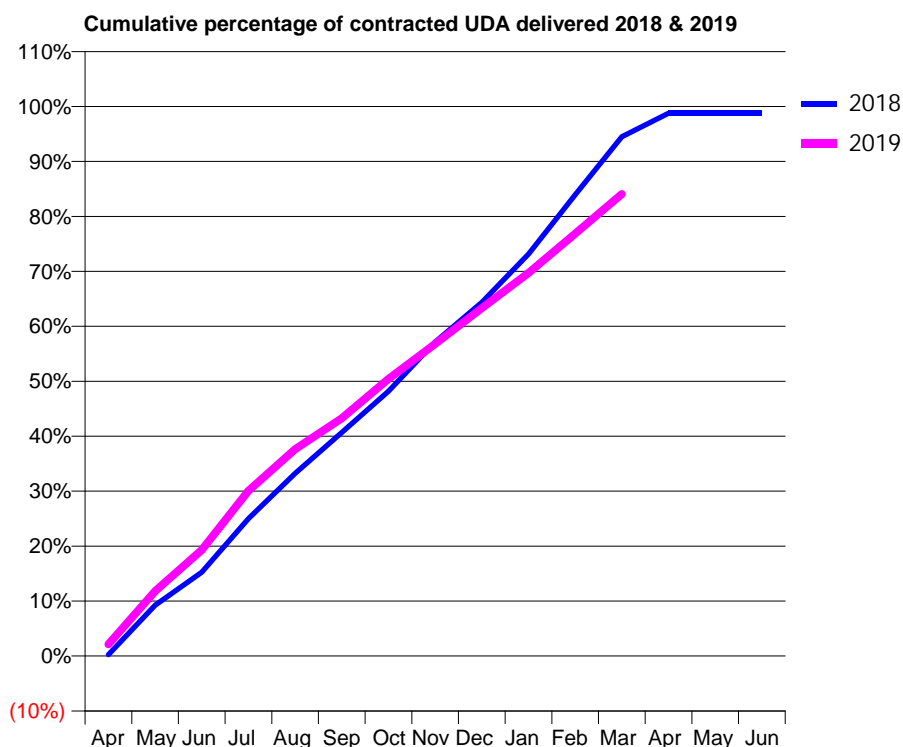
18/19 Contracted general activity (UDA)	9,000
Carry forward general activity (UDA)	109
18/19 Contracted orthodontic activity (UOA)	0
Carry forward orthodontic activity (UOA)	0
Baseline contract value	£270,840.75

ACCESS*

Patients seen in 24 months	Total	Change since previous quarter
Quarter ending March 2018	2,614	
Quarter ending June 2018	2,701	↑
Quarter ending September 2018	2,840	↑
Quarter ending December 2018	2,937	↑
Quarter ending March 2019	3,167	↑
Variance since March 2018	21.2%	↑



ACTIVITY



Month	Adjusted Scheduled Activity (UDA)	
	2018	2019
April	22	192
May	834	1,063
June	1,372	1,737
July	2,252	2,708
August	2,992	3,389
September	3,659	3,893
October	4,336	4,539
November	5,145	5,113
December	5,791	5,696
January	6,584	6,274
February	7,557	6,918
March	8,504	7,565
April	8,890	
May	8,891	
June	8,891	

QUALITY

	Quantity	Base Number	Contract	AT	Region	England
% of FP17s for the same patient ID Re-attending within 3 months - Children	48	727	6.6%	10.7%	11.5%	11.8%
% of FP17s for the same patient ID Re-attending within 3 months - Adults	409	2,906	14.1%	14.1%	15.2%	15.7%
% of FP17s for the same patient ID Re-attending between 3 & 9 months - Children	307	727	42.2%	60.1%	60.2%	58.9%
% of FP17s for the same patient ID Re-attending between 3 & 9 months - Adults	640	2,906	22.0%	49.2%	51.8%	50.8%
% of FP17s for Band 1 Urgent Courses	462	3,511	13.2%	9.2%	8.1%	9.1%
% of FP17s Relating to Free Repair or Replacements	29	3,511	0.8%	0.7%	0.8%	0.8%
% of FP17s Relating to Continuations	84	3,511	2.4%	1.0%	0.9%	0.9%
% of Patients satisfied with the dentistry they have received	2	2	N/A	92.5%	92.7%	92.5%
% of Patients satisfied with the time they had to wait for an appointment	2	2	N/A	85.3%	87.4%	87.0%

* This is based on patients treated on this contract for their most recent course of treatment. Figures in italics indicate the base number of FP17s or Patient Questionnaire responses are less than 100. N/A is shown where the base number of responses is less than 10 during the period. % is calculated as Quantity/Base number*100

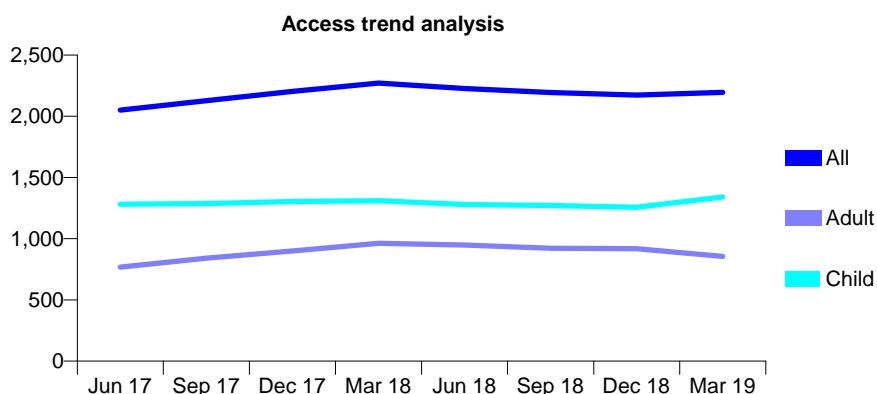
Q56 - Vital Signs At a Glance Contract Report for 149071/0001 - March 2019

Name or company name	P.V. Humber & C. Hancock
Contract type name	GDS Contract
Purpose of contract	General
Contract start date	01/04/2015
Contract end date	

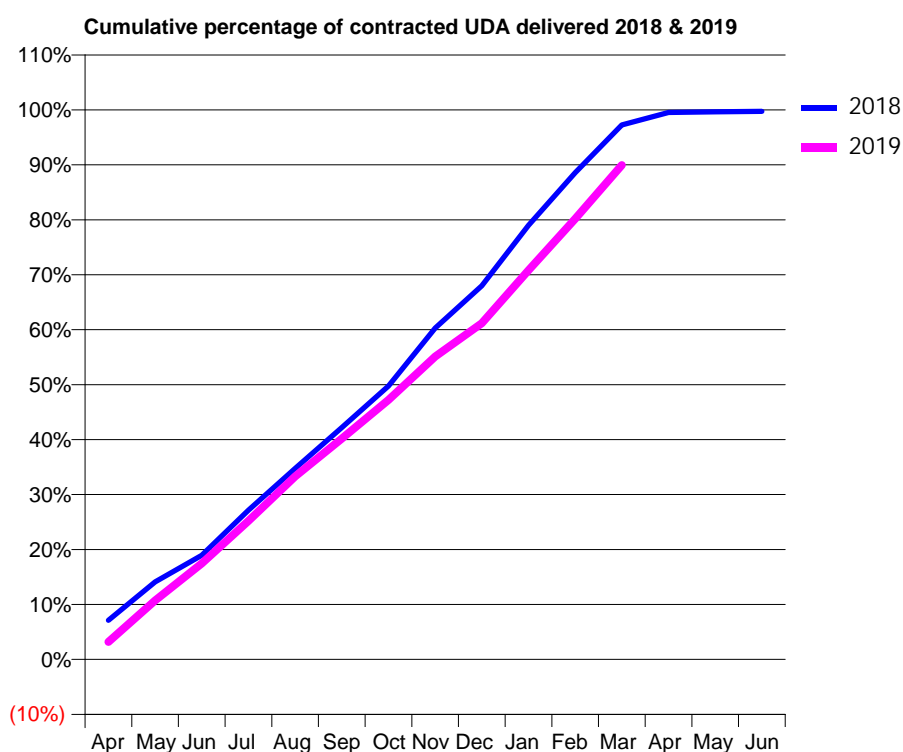
18/19 Contracted general activity (UDA)	4,694
Carry forward general activity (UDA)	13
18/19 Contracted orthodontic activity (UOA)	0
Carry forward orthodontic activity (UOA)	0
Baseline contract value	£122,598.54

ACCESS*

Patients seen in 24 months	Total	Change since previous quarter
Quarter ending March 2018	2,272	
Quarter ending June 2018	2,227	↓
Quarter ending September 2018	2,194	↓
Quarter ending December 2018	2,174	→
Quarter ending March 2019	2,196	→
Variance since March 2018	(3.3%)	↓



ACTIVITY



Month	2018	2019
April	334	150
May	663	504
June	890	820
July	1,275	1,183
August	1,632	1,564
September	1,980	1,886
October	2,335	2,217
November	2,831	2,588
December	3,191	2,872
January	3,708	3,323
February	4,157	3,764
March	4,564	4,223
April	4,672	
May	4,677	
June	4,681	

QUALITY

	Quantity	Base Number	Contract	AT	Region	England
% of FP17s for the same patient ID Re-attending within 3 months - Children	98	2,026	4.8%	10.7%	11.5%	11.8%
% of FP17s for the same patient ID Re-attending within 3 months - Adults	102	883	11.6%	14.1%	15.2%	15.7%
% of FP17s for the same patient ID Re-attending between 3 & 9 months - Children	1,378	2,026	68.0%	60.1%	60.2%	58.9%
% of FP17s for the same patient ID Re-attending between 3 & 9 months - Adults	502	883	56.9%	49.2%	51.8%	50.8%
% of FP17s for Band 1 Urgent Courses	155	2,833	5.5%	9.2%	8.1%	9.1%
% of FP17s Relating to Free Repair or Replacements	0	2,833	0.0%	0.7%	0.8%	0.8%
% of FP17s Relating to Continuations	1	2,833	0.0%	1.0%	0.9%	0.9%
% of Patients satisfied with the dentistry they have received	1	1	N/A	92.5%	92.7%	92.5%
% of Patients satisfied with the time they had to wait for an appointment	1	1	N/A	85.3%	87.4%	87.0%

* This is based on patients treated on this contract for their most recent course of treatment. Figures in italics indicate the base number of FP17s or Patient Questionnaire responses are less than 100. N/A is shown where the base number of responses is less than 10 during the period. % is calculated as Quantity/Base number*100

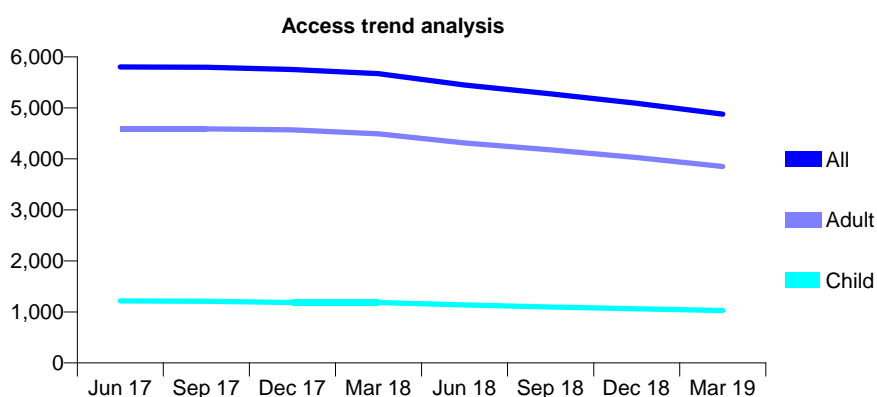
Q56 - Vital Signs At a Glance Contract Report for 149462/0001 - March 2019

Name or company name	A H Trueman Ltd
Contract type name	GDS Contract
Purpose of contract	General
Contract start date	01/04/2008
Contract end date	

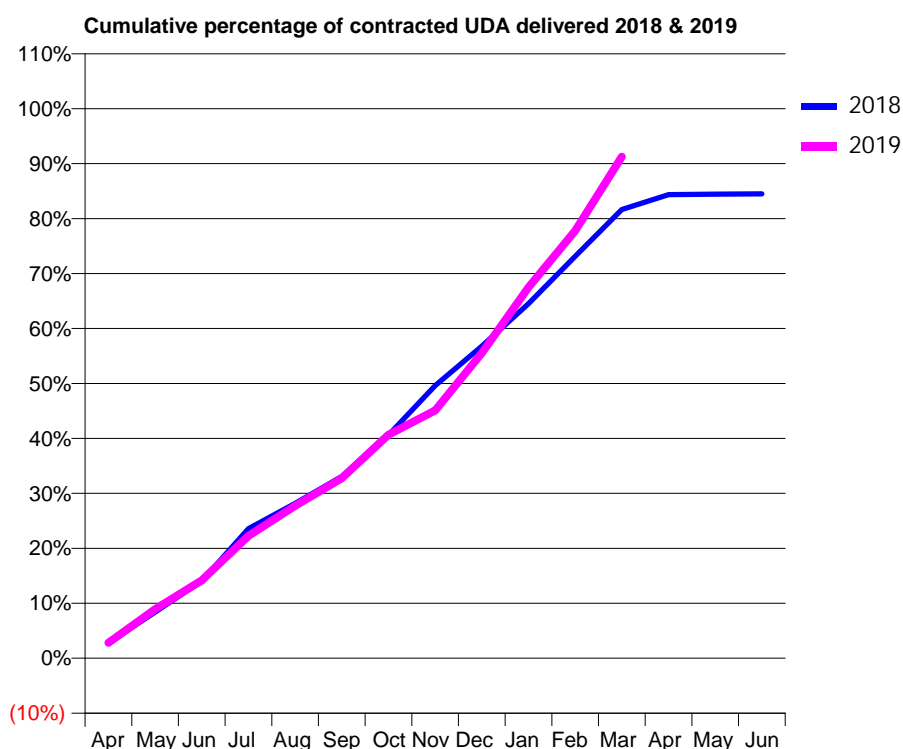
18/19 Contracted general activity (UDA)	16,868
Carry forward general activity (UDA)	0
18/19 Contracted orthodontic activity (UOA)	0
Carry forward orthodontic activity (UOA)	0
Baseline contract value	£425,703.96

ACCESS*

Patients seen in 24 months	Total	Change since previous quarter
Quarter ending March 2018	5,673	
Quarter ending June 2018	5,448	↓
Quarter ending September 2018	5,274	↓
Quarter ending December 2018	5,090	↓
Quarter ending March 2019	4,877	↓
Variance since March 2018	(14.0%)	↓



ACTIVITY



Month	2018	2019
April	448	474
May	1,369	1,504
June	2,288	2,391
July	3,833	3,754
August	4,583	4,681
September	5,376	5,522
October	6,605	6,862
November	8,068	7,606
December	9,231	9,366
January	10,491	11,386
February	11,897	13,120
March	13,278	15,393
April	13,720	
May	13,733	
June	13,738	

QUALITY

	Quantity	Base Number	Contract	AT	Region	England
% of FP17s for the same patient ID Re-attending within 3 months - Children	101	1,424	7.1%	10.7%	11.5%	11.8%
% of FP17s for the same patient ID Re-attending within 3 months - Adults	870	5,473	15.9%	14.1%	15.2%	15.7%
% of FP17s for the same patient ID Re-attending between 3 & 9 months - Children	791	1,424	55.5%	60.1%	60.2%	58.9%
% of FP17s for the same patient ID Re-attending between 3 & 9 months - Adults	2,750	5,473	50.2%	49.2%	51.8%	50.8%
% of FP17s for Band 1 Urgent Courses	492	6,630	7.4%	9.2%	8.1%	9.1%
% of FP17s Relating to Free Repair or Replacements	24	6,630	0.4%	0.7%	0.8%	0.8%
% of FP17s Relating to Continuations	120	6,630	1.8%	1.0%	0.9%	0.9%
% of Patients satisfied with the dentistry they have received	4	4	N/A	92.5%	92.7%	92.5%
% of Patients satisfied with the time they had to wait for an appointment	4	4	N/A	85.3%	87.4%	87.0%

* This is based on patients treated on this contract for their most recent course of treatment.

Figures in italics indicate the base number of FP17s or Patient Questionnaire responses are less than 100. N/A is shown where the base number of responses is less than 10 during the period. % is calculated as Quantity/Base number*100

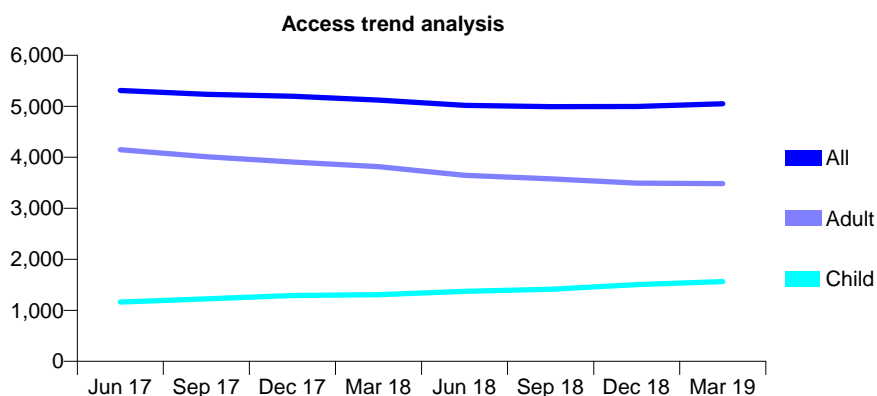
Q56 - Vital Signs At a Glance Contract Report for 151270/0001 - March 2019

Name or company name	Station View Dental Practice
Contract type name	GDS Contract
Purpose of contract	General
Contract start date	01/10/2010
Contract end date	

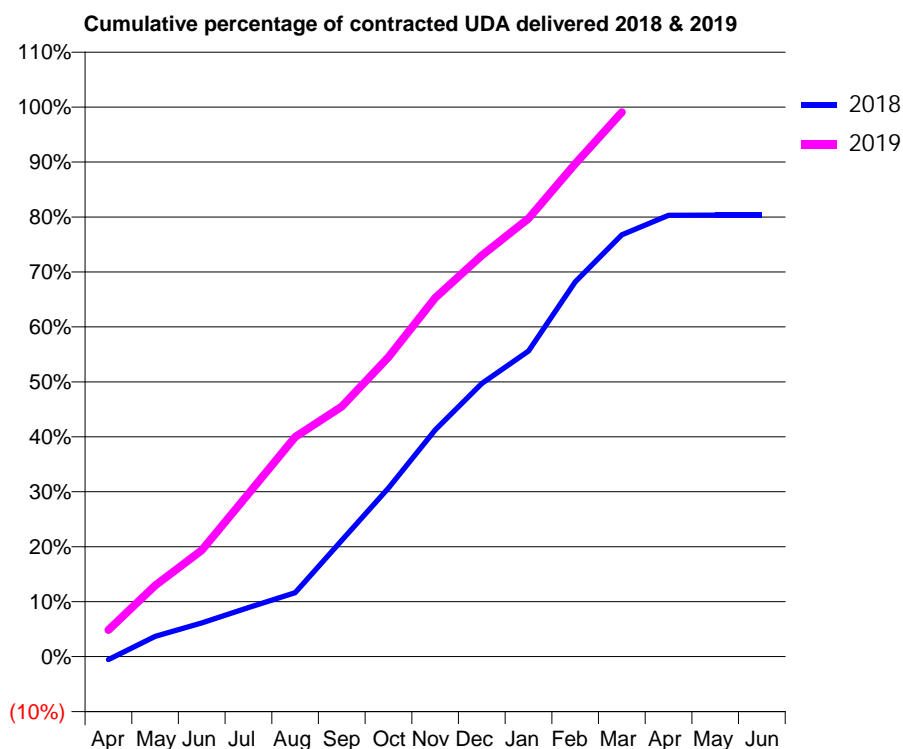
18/19 Contracted general activity (UDA)	15,995
Carry forward general activity (UDA)	0
18/19 Contracted orthodontic activity (UOA)	0
Carry forward orthodontic activity (UOA)	0
Baseline contract value	£374,082.27

ACCESS*

Patients seen in 24 months	Total	Change since previous quarter
Quarter ending March 2018	5,122	
Quarter ending June 2018	5,019	↓
Quarter ending September 2018	4,992	→
Quarter ending December 2018	4,998	→
Quarter ending March 2019	5,049	→
Variance since March 2018	(1.4%)	↓



ACTIVITY



Month	Adjusted Scheduled Activity (UDA)	
	2018	2019
April	-78	773
May	530	2,072
June	878	3,094
July	1,278	4,741
August	1,667	6,394
September	3,028	7,280
October	4,392	8,717
November	5,905	10,438
December	7,115	11,678
January	7,959	12,751
February	9,761	14,343
March	10,987	15,848
April	11,495	
May	11,499	
June	11,501	

QUALITY

	Quantity	Base Number	Contract	AT	Region	England
% of FP17s for the same patient ID Re-attending within 3 months - Children	141	2,620	5.4%	10.7%	11.5%	11.8%
% of FP17s for the same patient ID Re-attending within 3 months - Adults	716	5,493	13.0%	14.1%	15.2%	15.7%
% of FP17s for the same patient ID Re-attending between 3 & 9 months - Children	1,691	2,620	64.5%	60.1%	60.2%	58.9%
% of FP17s for the same patient ID Re-attending between 3 & 9 months - Adults	3,011	5,493	54.8%	49.2%	51.8%	50.8%
% of FP17s for Band 1 Urgent Courses	390	7,893	4.9%	9.2%	8.1%	9.1%
% of FP17s Relating to Free Repair or Replacements	49	7,893	0.6%	0.7%	0.8%	0.8%
% of FP17s Relating to Continuations	132	7,893	1.7%	1.0%	0.9%	0.9%
% of Patients satisfied with the dentistry they have received	3	3	N/A	92.5%	92.7%	92.5%
% of Patients satisfied with the time they had to wait for an appointment	3	3	N/A	85.3%	87.4%	87.0%

* This is based on patients treated on this contract for their most recent course of treatment. Figures in italics indicate the base number of FP17s or Patient Questionnaire responses are less than 100. N/A is shown where the base number of responses is less than 10 during the period. % is calculated as Quantity/Base number*100

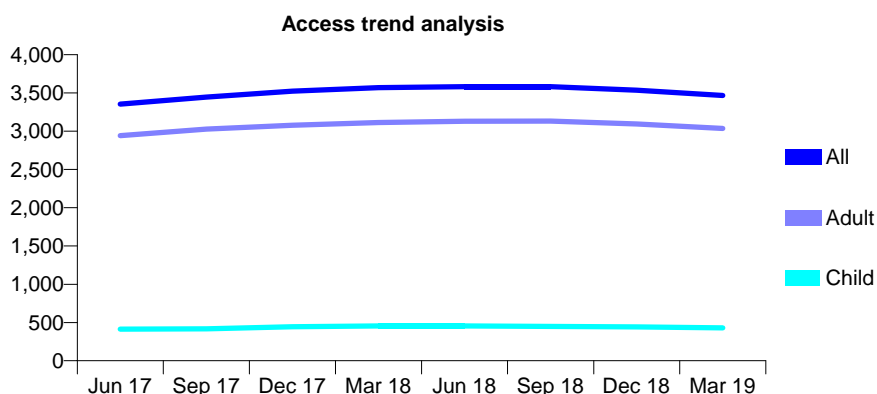
Q56 - Vital Signs At a Glance Contract Report for 153990/0001 - March 2019

Name or company name	Hunstanton Dental Practice
Contract type name	GDS Contract
Purpose of contract	General
Contract start date	31/10/2014
Contract end date	

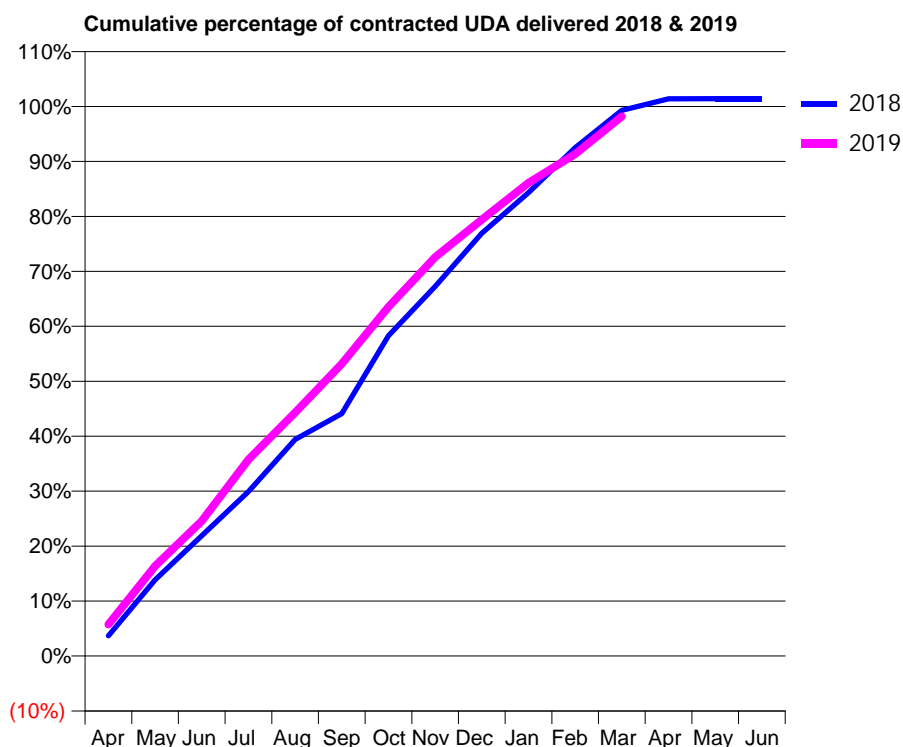
18/19 Contracted general activity (UDA)	10,400
Carry forward general activity (UDA)	-149
18/19 Contracted orthodontic activity (UOA)	0
Carry forward orthodontic activity (UOA)	0
Baseline contract value	£308,013.92

ACCESS*

Patients seen in 24 months	Total	Change since previous quarter
Quarter ending March 2018	3,569	
Quarter ending June 2018	3,583	→
Quarter ending September 2018	3,580	→
Quarter ending December 2018	3,536	↓
Quarter ending March 2019	3,466	↓
Variance since March 2018	(2.9%)	↓



ACTIVITY



Month	Adjusted Scheduled Activity (UDA)	
	2018	2019
April	381	599
May	1,442	1,705
June	2,278	2,556
July	3,113	3,720
August	4,100	4,607
September	4,587	5,529
October	6,061	6,607
November	6,995	7,551
December	7,998	8,257
January	8,769	8,955
February	9,618	9,497
March	10,327	10,212
April	10,544	
May	10,548	
June	10,549	

QUALITY

	Quantity	Base Number	Contract	AT	Region	England
% of FP17s for the same patient ID Re-attending within 3 months - Children	62	633	9.8%	10.7%	11.5%	11.8%
% of FP17s for the same patient ID Re-attending within 3 months - Adults	457	4,552	10.0%	14.1%	15.2%	15.7%
% of FP17s for the same patient ID Re-attending between 3 & 9 months - Children	422	633	66.7%	60.1%	60.2%	58.9%
% of FP17s for the same patient ID Re-attending between 3 & 9 months - Adults	2,783	4,552	61.1%	49.2%	51.8%	50.8%
% of FP17s for Band 1 Urgent Courses	176	5,075	3.5%	9.2%	8.1%	9.1%
% of FP17s Relating to Free Repair or Replacements	7	5,075	0.1%	0.7%	0.8%	0.8%
% of FP17s Relating to Continuations	31	5,075	0.6%	1.0%	0.9%	0.9%
% of Patients satisfied with the dentistry they have received	1	1	N/A	92.5%	92.7%	92.5%
% of Patients satisfied with the time they had to wait for an appointment	1	1	N/A	85.3%	87.4%	87.0%

* This is based on patients treated on this contract for their most recent course of treatment. Figures in italics indicate the base number of FP17s or Patient Questionnaire responses are less than 100. N/A is shown where the base number of responses is less than 10 during the period. % is calculated as Quantity/Base number*100

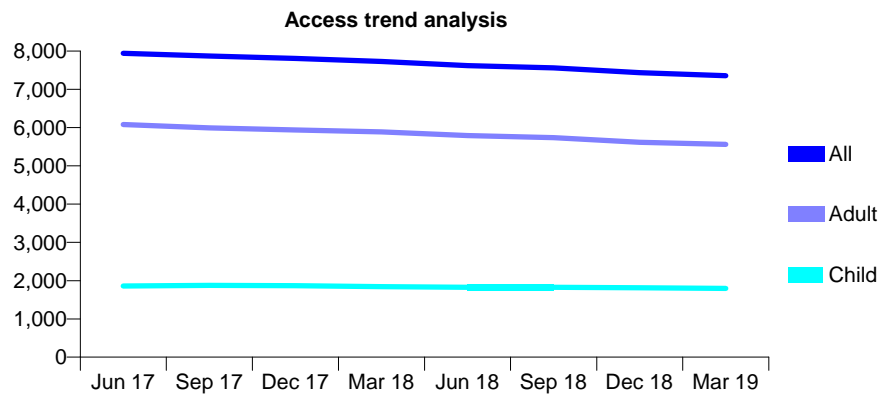
Q56 - Vital Signs At a Glance Contract Report for 154180/0001 - March 2019

Name or company name	Mr Abdel R Achour & Ms Stacey Gore
Contract type name	GDS Contract
Purpose of contract	General
Contract start date	01/03/2014
Contract end date	

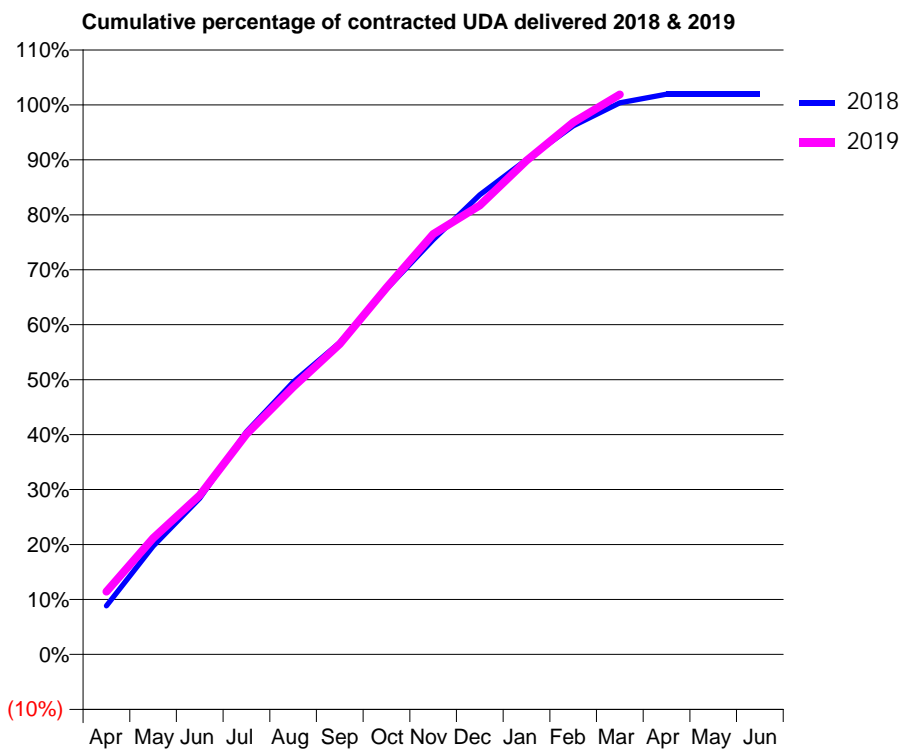
18/19 Contracted general activity (UDA)	19,213
Carry forward general activity (UDA)	-369
18/19 Contracted orthodontic activity (UOA)	0
Carry forward orthodontic activity (UOA)	0
Baseline contract value	£478,450.79

ACCESS*

Patients seen in 24 months	Total	Change since previous quarter
Quarter ending March 2018	7,726	
Quarter ending June 2018	7,619	↓
Quarter ending September 2018	7,559	→
Quarter ending December 2018	7,434	↓
Quarter ending March 2019	7,356	↓
Variance since March 2018	(4.8%)	↓



ACTIVITY



Month	Adjusted Scheduled Activity (UDA)	
	2018	2019
April	1,698	2,199
May	3,790	4,063
June	5,458	5,566
July	7,787	7,702
August	9,522	9,347
September	10,904	10,850
October	12,777	12,826
November	14,498	14,694
December	16,070	15,697
January	17,302	17,263
February	18,479	18,601
March	19,284	19,576
April	19,583	
May	19,585	
June	19,582	

QUALITY

	Quantity	Base Number	Contract	AT	Region	England
% of FP17s for the same patient ID Re-attending within 3 months - Children	213	2,964	7.2%	10.7%	11.5%	11.8%
% of FP17s for the same patient ID Re-attending within 3 months - Adults	699	6,593	10.6%	14.1%	15.2%	15.7%
% of FP17s for the same patient ID Re-attending between 3 & 9 months - Children	2,104	2,964	71.0%	60.1%	60.2%	58.9%
% of FP17s for the same patient ID Re-attending between 3 & 9 months - Adults	2,272	6,593	34.5%	49.2%	51.8%	50.8%
% of FP17s for Band 1 Urgent Courses	629	9,377	6.7%	9.2%	8.1%	9.1%
% of FP17s Relating to Free Repair or Replacements	91	9,377	1.0%	0.7%	0.8%	0.8%
% of FP17s Relating to Continuations	71	9,377	0.8%	1.0%	0.9%	0.9%
% of Patients satisfied with the dentistry they have received	5	5	N/A	92.5%	92.7%	92.5%
% of Patients satisfied with the time they had to wait for an appointment	5	5	N/A	85.3%	87.4%	87.0%

* This is based on patients treated on this contract for their most recent course of treatment. Figures in italics indicate the base number of FP17s or Patient Questionnaire responses are less than 100. N/A is shown where the base number of responses is less than 10 during the period. % is calculated as Quantity/Base number*100

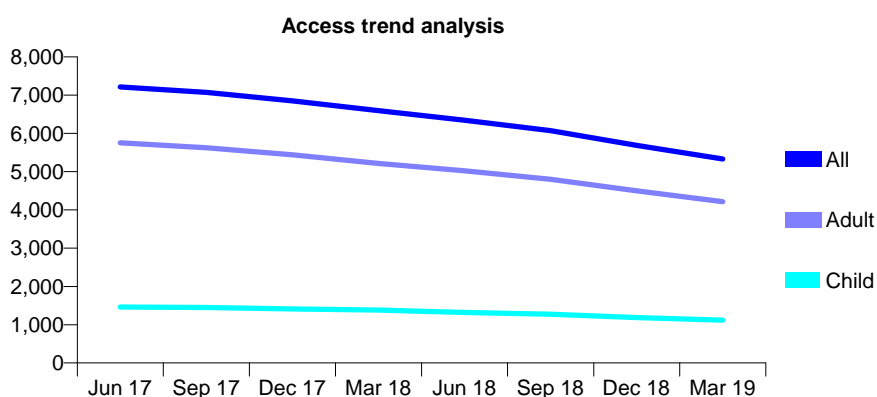
Q56 - Vital Signs At a Glance Contract Report for 155748/0001 - March 2019

Name or company name	Woodview Dental Health Dental Practice Pa
Contract type name	GDS Contract
Purpose of contract	General
Contract start date	01/04/2014
Contract end date	

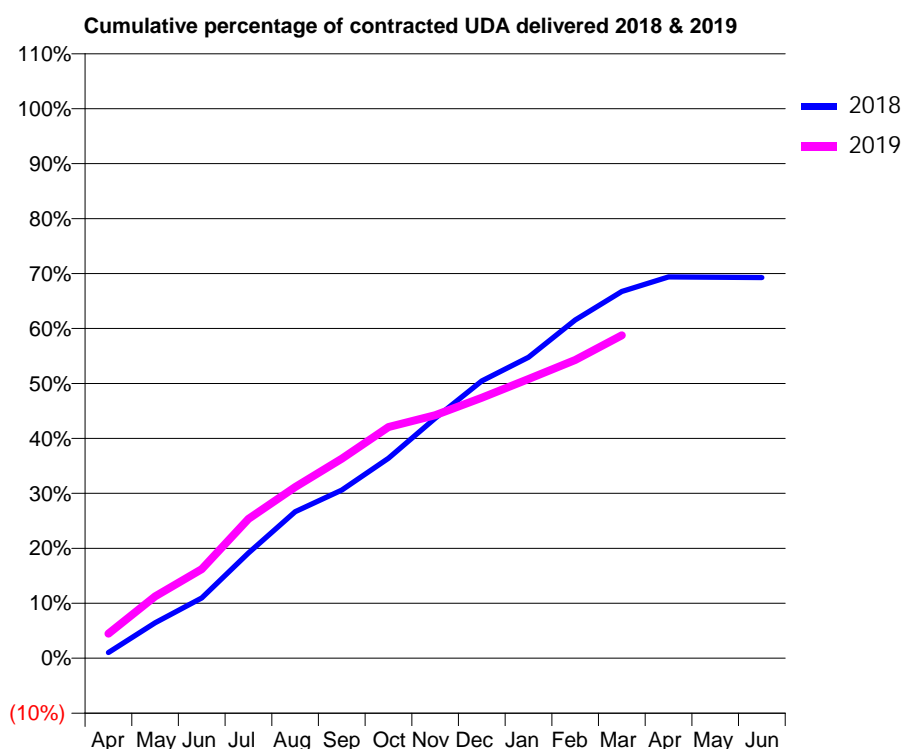
18/19 Contracted general activity (UDA)	21,000
Carry forward general activity (UDA)	0
18/19 Contracted orthodontic activity (UOA)	0
Carry forward orthodontic activity (UOA)	0
Baseline contract value	£563,369.56

ACCESS*

Patients seen in 24 months	Total	Change since previous quarter
Quarter ending March 2018	6,594	
Quarter ending June 2018	6,341	↓
Quarter ending September 2018	6,071	↓
Quarter ending December 2018	5,686	↓
Quarter ending March 2019	5,332	↓
Variance since March 2018	(19.1%)	↓



ACTIVITY



Month	2018	2019
April	250	941
May	1,581	2,362
June	2,678	3,409
July	4,679	5,324
August	6,504	6,541
September	7,466	7,620
October	8,884	8,836
November	10,657	9,288
December	12,314	9,954
January	13,365	10,667
February	15,022	11,399
March	16,291	12,338
April	16,935	
May	16,920	
June	16,908	

QUALITY

	Quantity	Base Number	Contract	AT	Region	England
% of FP17s for the same patient ID Re-attending within 3 months - Children	41	1,265	3.2%	10.7%	11.5%	11.8%
% of FP17s for the same patient ID Re-attending within 3 months - Adults	370	4,580	8.1%	14.1%	15.2%	15.7%
% of FP17s for the same patient ID Re-attending between 3 & 9 months - Children	790	1,265	62.5%	60.1%	60.2%	58.9%
% of FP17s for the same patient ID Re-attending between 3 & 9 months - Adults	2,517	4,580	55.0%	49.2%	51.8%	50.8%
% of FP17s for Band 1 Urgent Courses	179	5,639	3.2%	9.2%	8.1%	9.1%
% of FP17s Relating to Free Repair or Replacements	16	5,639	0.3%	0.7%	0.8%	0.8%
% of FP17s Relating to Continuations	61	5,639	1.1%	1.0%	0.9%	0.9%
% of Patients satisfied with the dentistry they have received	1	1	N/A	92.5%	92.7%	92.5%
% of Patients satisfied with the time they had to wait for an appointment	1	1	N/A	85.3%	87.4%	87.0%

* This is based on patients treated on this contract for their most recent course of treatment.

Figures in italics indicate the base number of FP17s or Patient Questionnaire responses are less than 100. N/A is shown where the base number of responses is less than 10 during the period. % is calculated as Quantity/Base number*100

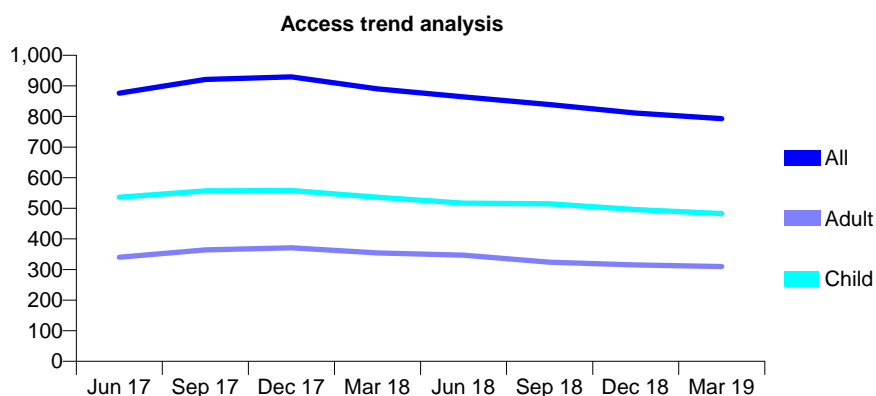
Q56 - Vital Signs At a Glance Contract Report for 157635/0001 - March 2019

Name or company name	Friars Street Dental Ltd
Contract type name	GDS Contract
Purpose of contract	General and Orthodontic
Contract start date	01/11/2015
Contract end date	

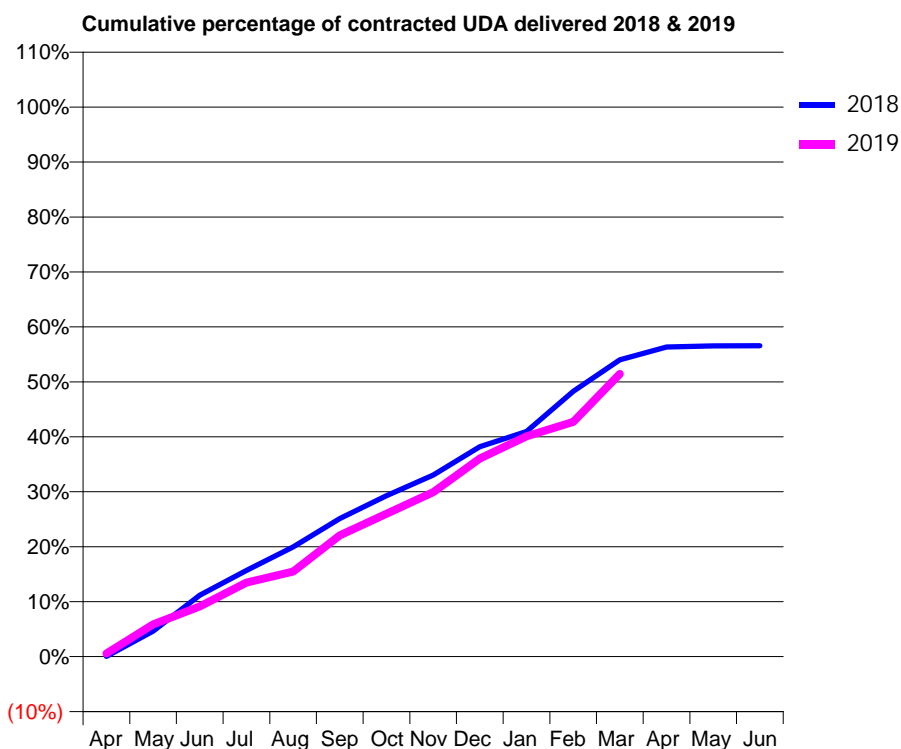
18/19 Contracted general activity (UDA)	2,500
Carry forward general activity (UDA)	0
18/19 Contracted orthodontic activity (UOA)	2,022
Carry forward orthodontic activity (UOA)	-7
Baseline contract value	£189,233.60

ACCESS*

Patients seen in 24 months	Total	Change since previous quarter
Quarter ending March 2018	890	
Quarter ending June 2018	864	↓
Quarter ending September 2018	839	↓
Quarter ending December 2018	811	↓
Quarter ending March 2019	793	↓
Variance since March 2018	(10.9%)	↓



ACTIVITY



Month	Adjusted Scheduled Activity (UDA)	
	2018	2019
April	1	14
May	116	147
June	279	228
July	392	337
August	499	387
September	628	552
October	732	650
November	826	749
December	955	901
January	1,024	1,002
February	1,207	1,067
March	1,350	1,286
April	1,408	
May	1,414	
June	1,415	

QUALITY

	Quantity	Base Number	Contract	AT	Region	England
% of FP17s for the same patient ID Re-attending within 3 months - Children	81	874	9.3%	10.7%	11.5%	11.8%
% of FP17s for the same patient ID Re-attending within 3 months - Adults	28	324	8.6%	14.1%	15.2%	15.7%
% of FP17s for the same patient ID Re-attending between 3 & 9 months - Children	381	874	43.6%	60.1%	60.2%	58.9%
% of FP17s for the same patient ID Re-attending between 3 & 9 months - Adults	173	324	53.4%	49.2%	51.8%	50.8%
% of FP17s for Band 1 Urgent Courses	32	869	3.7%	9.2%	8.1%	9.1%
% of FP17s Relating to Free Repair or Replacements	0	869	0.0%	0.7%	0.8%	0.8%
% of FP17s Relating to Continuations	2	869	0.2%	1.0%	0.9%	0.9%
% of Patients satisfied with the dentistry they have received	0	0	N/A	92.5%	92.7%	92.5%
% of Patients satisfied with the time they had to wait for an appointment	0	0	N/A	85.3%	87.4%	87.0%

* This is based on patients treated on this contract for their most recent course of treatment. Figures in italics indicate the base number of FP17s or Patient Questionnaire responses are less than 100. N/A is shown where the base number of responses is less than 10 during the period. % is calculated as Quantity/Base number*100

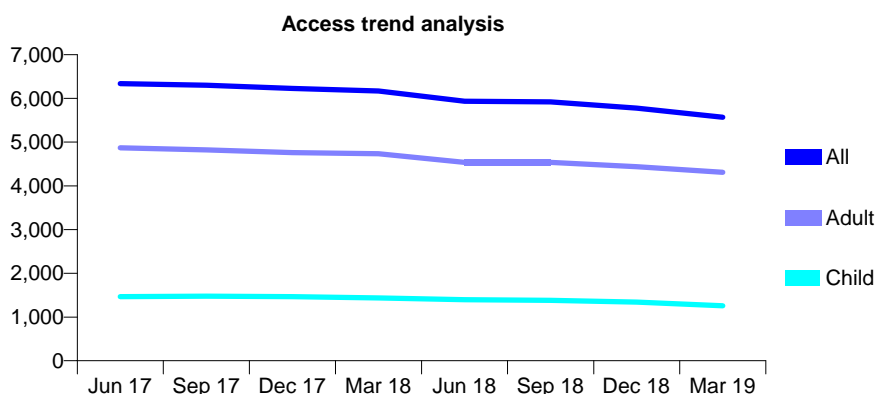
Q56 - Vital Signs At a Glance Contract Report for 158194/0023 - March 2019

Name or company name	Denticare Ltd
Contract type name	GDS Contract
Purpose of contract	General
Contract start date	01/06/2009
Contract end date	

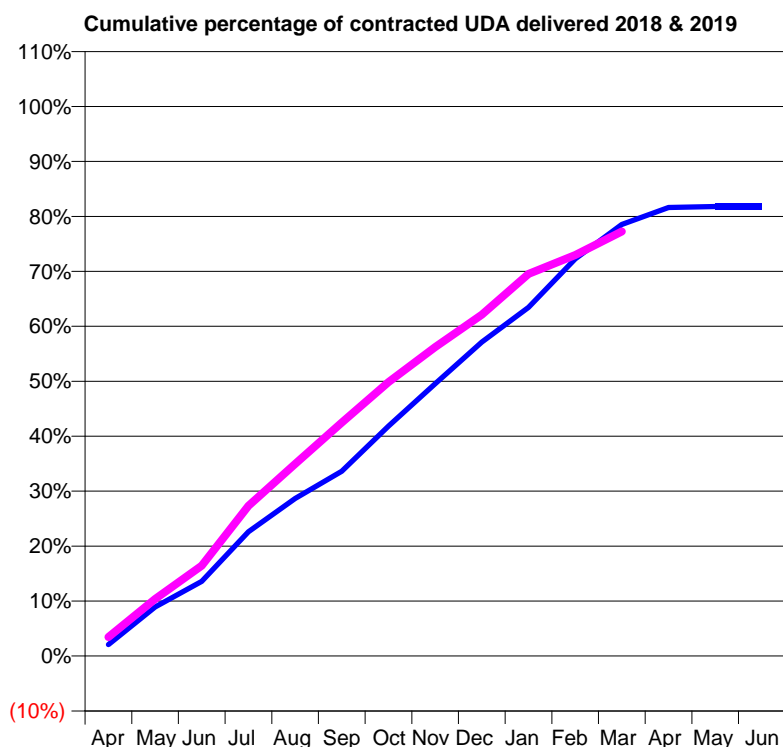
18/19 Contracted general activity (UDA)	14,965
Carry forward general activity (UDA)	0
18/19 Contracted orthodontic activity (UOA)	0
Carry forward orthodontic activity (UOA)	0
Baseline contract value	£364,281.93

ACCESS*

Patients seen in 24 months	Total	Change since previous quarter
Quarter ending March 2018	6,169	
Quarter ending June 2018	5,933	↓
Quarter ending September 2018	5,920	→
Quarter ending December 2018	5,778	↓
Quarter ending March 2019	5,567	↓
Variance since March 2018	(9.8%)	↓



ACTIVITY



Month	Adjusted Scheduled Activity (UDA)	
	2018	2019
April	315	516
May	1,337	1,556
June	2,034	2,459
July	3,383	4,092
August	4,290	5,232
September	5,030	6,358
October	6,257	7,459
November	7,417	8,412
December	8,550	9,296
January	9,495	10,406
February	10,818	10,918
March	11,749	11,562
April	12,216	
May	12,238	
June	12,241	

QUALITY

	Quantity	Base Number	Contract	AT	Region	England
% of FP17s for the same patient ID Re-attending within 3 months - Children	64	1,596	4.0%	10.7%	11.5%	11.8%
% of FP17s for the same patient ID Re-attending within 3 months - Adults	579	4,972	11.6%	14.1%	15.2%	15.7%
% of FP17s for the same patient ID Re-attending between 3 & 9 months - Children	898	1,596	56.3%	60.1%	60.2%	58.9%
% of FP17s for the same patient ID Re-attending between 3 & 9 months - Adults	1,991	4,972	40.0%	49.2%	51.8%	50.8%
% of FP17s for Band 1 Urgent Courses	473	6,305	7.5%	9.2%	8.1%	9.1%
% of FP17s Relating to Free Repair or Replacements	54	6,305	0.9%	0.7%	0.8%	0.8%
% of FP17s Relating to Continuations	101	6,305	1.6%	1.0%	0.9%	0.9%
% of Patients satisfied with the dentistry they have received	0	0	N/A	92.5%	92.7%	92.5%
% of Patients satisfied with the time they had to wait for an appointment	0	0	N/A	85.3%	87.4%	87.0%

* This is based on patients treated on this contract for their most recent course of treatment. Figures in italics indicate the base number of FP17s or Patient Questionnaire responses are less than 100. N/A is shown where the base number of responses is less than 10 during the period. % is calculated as Quantity/Base number*100

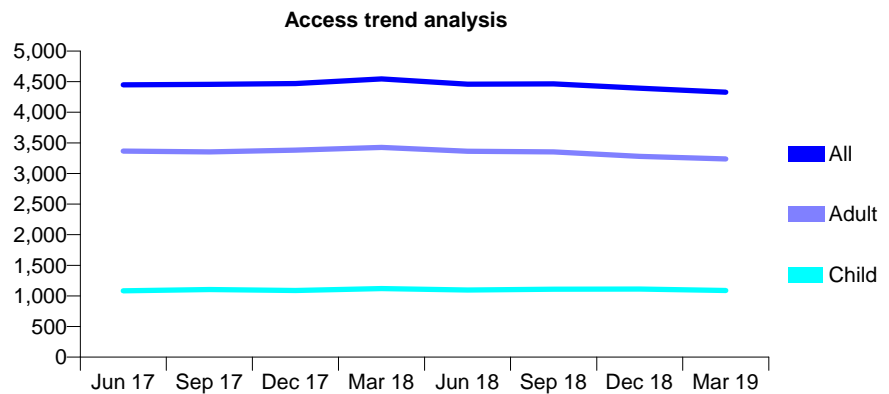
Q56 - Vital Signs At a Glance Contract Report for 158194/0025 - March 2019

Name or company name	Denticare Ltd
Contract type name	GDS Contract
Purpose of contract	General
Contract start date	12/04/2010
Contract end date	

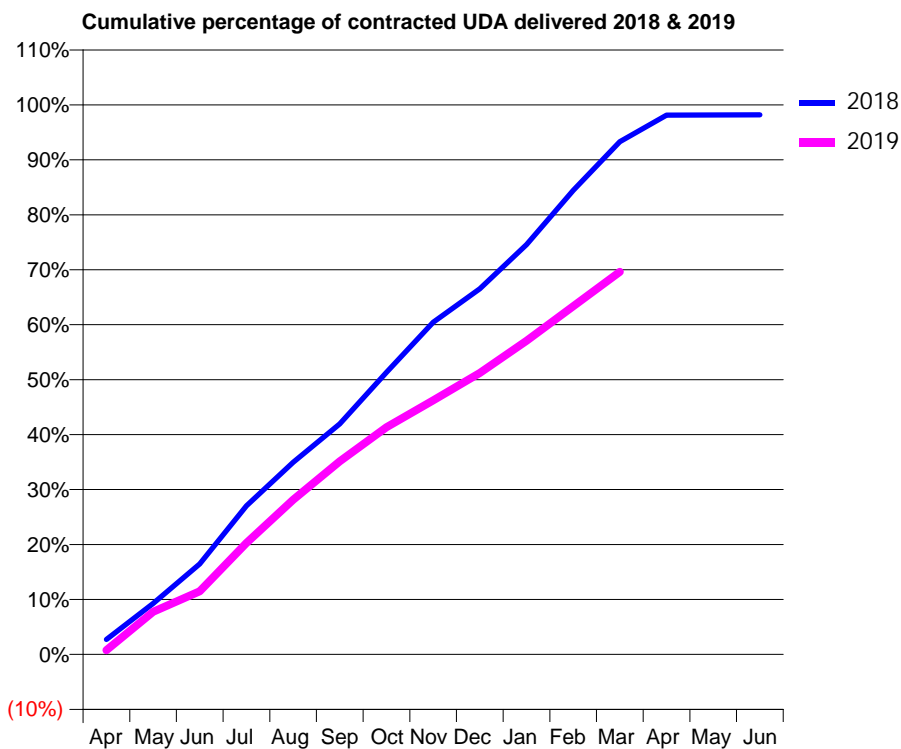
18/19 Contracted general activity (UDA)	12,000
Carry forward general activity (UDA)	219
18/19 Contracted orthodontic activity (UOA)	0
Carry forward orthodontic activity (UOA)	0
Baseline contract value	£299,492.71

ACCESS*

Patients seen in 24 months	Total	Change since previous quarter
Quarter ending March 2018	4,546	
Quarter ending June 2018	4,459	↓
Quarter ending September 2018	4,462	→
Quarter ending December 2018	4,393	↓
Quarter ending March 2019	4,328	↓
Variance since March 2018	(4.8%)	↓



ACTIVITY



Month	Adjusted Scheduled Activity (UDA)	
	2018	2019
April	328	92
May	1,115	934
June	1,976	1,380
July	3,245	2,434
August	4,194	3,377
September	5,034	4,219
October	6,159	4,959
November	7,252	5,550
December	7,984	6,145
January	8,948	6,847
February	10,132	7,602
March	11,196	8,354
April	11,774	
May	11,777	
June	11,781	

QUALITY

	Quantity	Base Number	Contract	AT	Region	England
% of FP17s for the same patient ID Re-attending within 3 months - Children	80	1,363	5.9%	10.7%	11.5%	11.8%
% of FP17s for the same patient ID Re-attending within 3 months - Adults	406	3,451	11.8%	14.1%	15.2%	15.7%
% of FP17s for the same patient ID Re-attending between 3 & 9 months - Children	790	1,363	58.0%	60.1%	60.2%	58.9%
% of FP17s for the same patient ID Re-attending between 3 & 9 months - Adults	1,475	3,451	42.7%	49.2%	51.8%	50.8%
% of FP17s for Band 1 Urgent Courses	456	4,618	9.9%	9.2%	8.1%	9.1%
% of FP17s Relating to Free Repair or Replacements	33	4,618	0.7%	0.7%	0.8%	0.8%
% of FP17s Relating to Continuations	57	4,618	1.2%	1.0%	0.9%	0.9%
% of Patients satisfied with the dentistry they have received	0	0	N/A	92.5%	92.7%	92.5%
% of Patients satisfied with the time they had to wait for an appointment	0	0	N/A	85.3%	87.4%	87.0%

* This is based on patients treated on this contract for their most recent course of treatment. Figures in italics indicate the base number of FP17s or Patient Questionnaire responses are less than 100. N/A is shown where the base number of responses is less than 10 during the period. % is calculated as Quantity/Base number*100

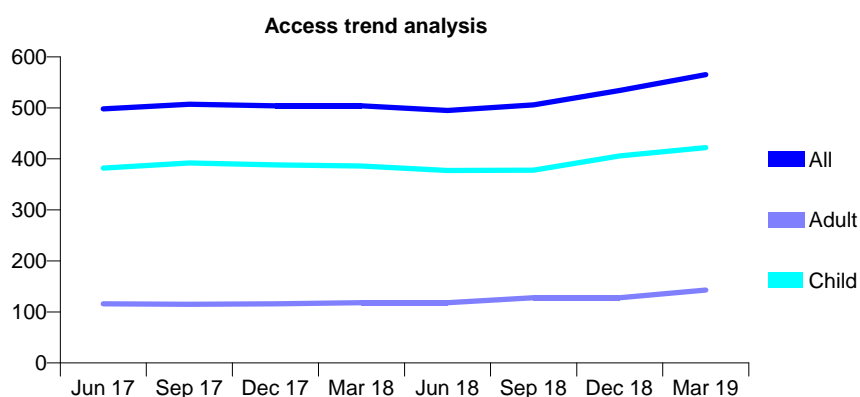
Q56 - Vital Signs At a Glance Contract Report for 158976/0001 - March 2019

Name or company name	Tuddenham Road Dental Surgery
Contract type name	PDS Contract
Purpose of contract	General
Contract start date	01/04/2012
Contract end date	31/03/2020

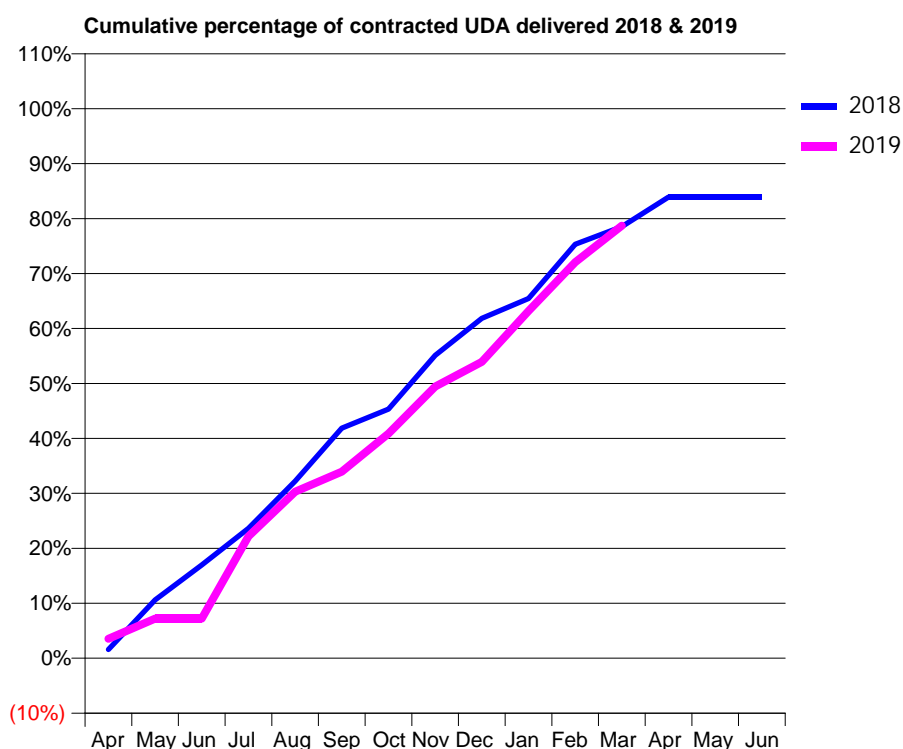
18/19 Contracted general activity (UDA)	1,331
Carry forward general activity (UDA)	0
18/19 Contracted orthodontic activity (UOA)	0
Carry forward orthodontic activity (UOA)	0
Baseline contract value	£30,231.63

ACCESS*

Patients seen in 24 months	Total	Change since previous quarter
Quarter ending March 2018	504	
Quarter ending June 2018	495	↓
Quarter ending September 2018	506	↑
Quarter ending December 2018	534	↑
Quarter ending March 2019	565	↑
Variance since March 2018	12.1%	↑



ACTIVITY



Month	2018	2019
April	21	47
May	141	96
June	226	96
July	315	295
August	429	403
September	557	452
October	604	544
November	734	658
December	823	718
January	871	841
February	1,003	959
March	1,045	1,048
April	1,117	
May	1,117	
June	1,117	

QUALITY

	Quantity	Base Number	Contract	AT	Region	England
% of FP17s for the same patient ID Re-attending within 3 months - Children	41	669	6.1%	10.7%	11.5%	11.8%
% of FP17s for the same patient ID Re-attending within 3 months - Adults	12	142	8.5%	14.1%	15.2%	15.7%
% of FP17s for the same patient ID Re-attending between 3 & 9 months - Children	416	669	62.2%	60.1%	60.2%	58.9%
% of FP17s for the same patient ID Re-attending between 3 & 9 months - Adults	87	142	61.3%	49.2%	51.8%	50.8%
% of FP17s for Band 1 Urgent Courses	23	768	3.0%	9.2%	8.1%	9.1%
% of FP17s Relating to Free Repair or Replacements	0	768	0.0%	0.7%	0.8%	0.8%
% of FP17s Relating to Continuations	4	768	0.5%	1.0%	0.9%	0.9%
% of Patients satisfied with the dentistry they have received	0	0	N/A	92.5%	92.7%	92.5%
% of Patients satisfied with the time they had to wait for an appointment	0	0	N/A	85.3%	87.4%	87.0%

* This is based on patients treated on this contract for their most recent course of treatment.

Figures in italics indicate the base number of FP17s or Patient Questionnaire responses are less than 100. N/A is shown where the base number of responses is less than 10 during the period. % is calculated as Quantity/Base number*100

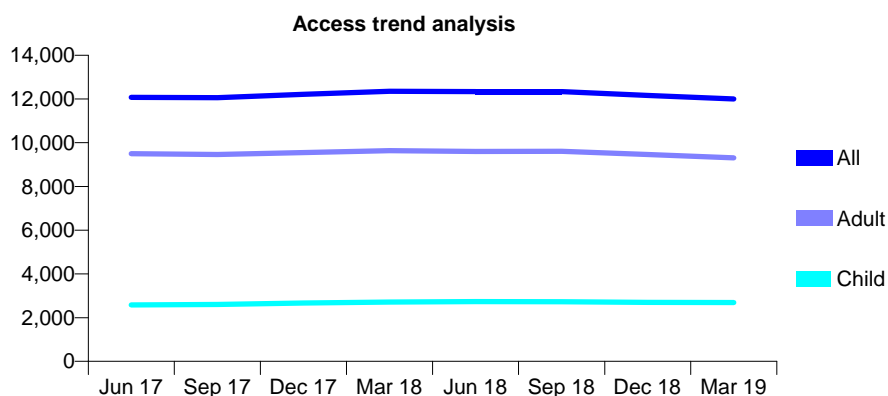
Q56 - Vital Signs At a Glance Contract Report for 159751/0001 - March 2019

Name or company name	1A Group Dental Practice Partnership
Contract type name	GDS Contract
Purpose of contract	General
Contract start date	01/07/2011
Contract end date	

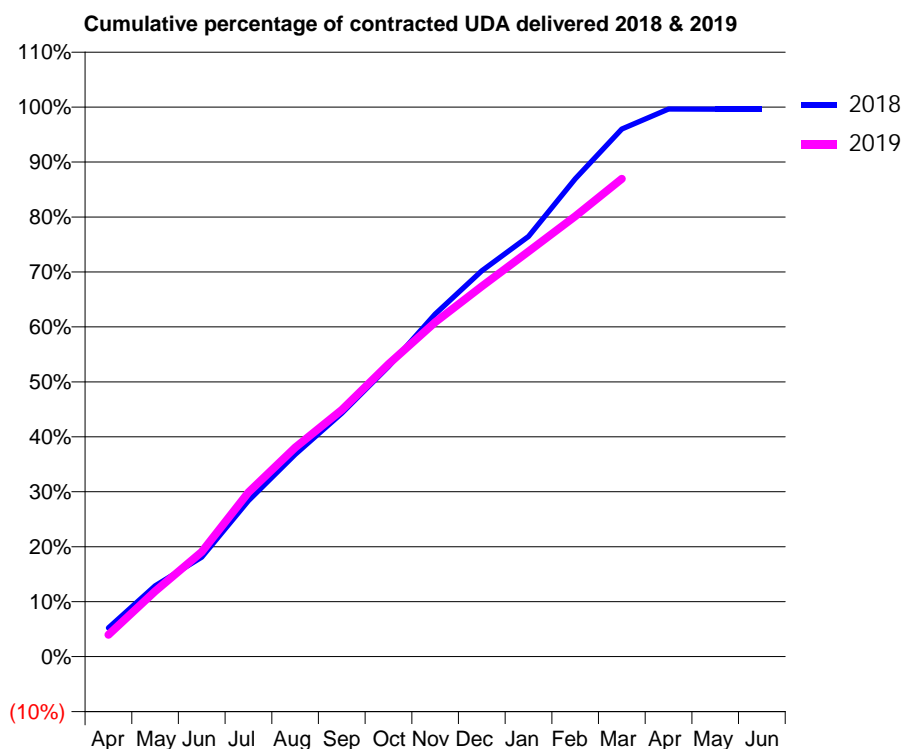
18/19 Contracted general activity (UDA)	30,813
Carry forward general activity (UDA)	124
18/19 Contracted orthodontic activity (UOA)	0
Carry forward orthodontic activity (UOA)	0
Baseline contract value	£905,191.19

ACCESS*

Patients seen in 24 months	Total	Change since previous quarter
Quarter ending March 2018	12,348	
Quarter ending June 2018	12,337	→
Quarter ending September 2018	12,340	→
Quarter ending December 2018	12,161	↓
Quarter ending March 2019	12,003	↓
Variance since March 2018	(2.8%)	↓



ACTIVITY



Month	Adjusted Scheduled Activity (UDA)	
	2018	2019
April	1,612	1,222
May	3,976	3,665
June	5,574	5,872
July	8,748	9,215
August	11,338	11,726
September	13,646	13,830
October	16,264	16,400
November	19,204	18,751
December	21,627	20,761
January	23,555	22,718
February	26,791	24,686
March	29,575	26,789
April	30,705	
May	30,694	
June	30,689	

QUALITY

	Quantity	Base Number	Contract	AT	Region	England
% of FP17s for the same patient ID Re-attending within 3 months - Children	268	3,967	6.8%	10.7%	11.5%	11.8%
% of FP17s for the same patient ID Re-attending within 3 months - Adults	1,262	11,679	10.8%	14.1%	15.2%	15.7%
% of FP17s for the same patient ID Re-attending between 3 & 9 months - Children	2,272	3,967	57.3%	60.1%	60.2%	58.9%
% of FP17s for the same patient ID Re-attending between 3 & 9 months - Adults	5,276	11,679	45.2%	49.2%	51.8%	50.8%
% of FP17s for Band 1 Urgent Courses	807	14,194	5.7%	9.2%	8.1%	9.1%
% of FP17s Relating to Free Repair or Replacements	94	14,194	0.7%	0.7%	0.8%	0.8%
% of FP17s Relating to Continuations	183	14,194	1.3%	1.0%	0.9%	0.9%
% of Patients satisfied with the dentistry they have received	9	10	90.0%	92.5%	92.7%	92.5%
% of Patients satisfied with the time they had to wait for an appointment	9	10	90.0%	85.3%	87.4%	87.0%

* This is based on patients treated on this contract for their most recent course of treatment. Figures in italics indicate the base number of FP17s or Patient Questionnaire responses are less than 100. N/A is shown where the base number of responses is less than 10 during the period. % is calculated as Quantity/Base number*100

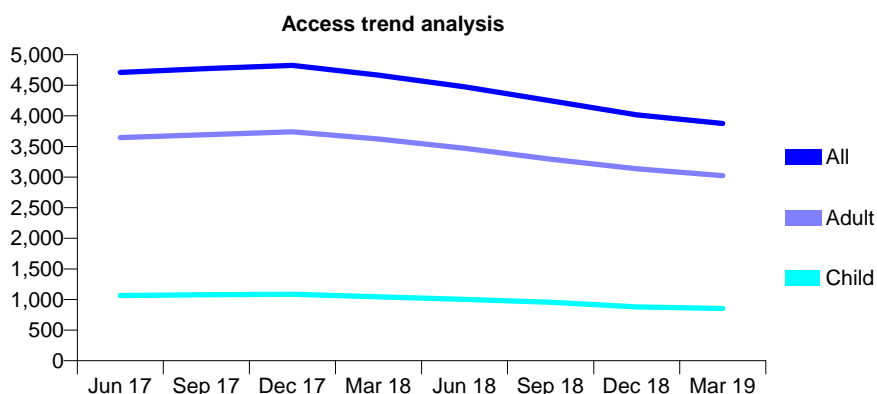
Q56 - Vital Signs At a Glance Contract Report for 159875/0001 - March 2019

Name or company name	Mazdak Eyrumlu and Honar Shakir
Contract type name	GDS Contract
Purpose of contract	General
Contract start date	01/07/2011
Contract end date	

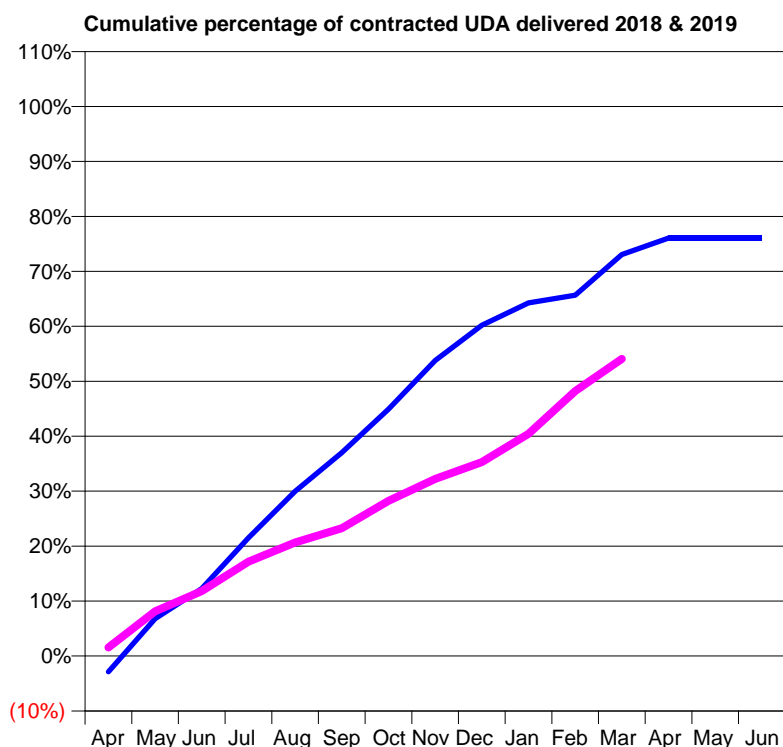
18/19 Contracted general activity (UDA)	16,500
Carry forward general activity (UDA)	0
18/19 Contracted orthodontic activity (UOA)	0
Carry forward orthodontic activity (UOA)	0
Baseline contract value	£422,312.56

ACCESS*

Patients seen in 24 months	Total	Change since previous quarter
Quarter ending March 2018	4,665	
Quarter ending June 2018	4,474	↓
Quarter ending September 2018	4,248	↓
Quarter ending December 2018	4,016	↓
Quarter ending March 2019	3,876	↓
Variance since March 2018	(16.9%)	↓



ACTIVITY



Month	Adjusted Scheduled Activity (UDA)	
	2018	2019
April	-478	260
May	1,125	1,343
June	2,025	1,946
July	3,549	2,832
August	4,948	3,411
September	6,102	3,837
October	7,414	4,661
November	8,870	5,321
December	9,927	5,820
January	10,603	6,671
February	10,833	7,952
March	12,053	8,923
April	12,545	
May	12,551	
June	12,551	

QUALITY

	Quantity	Base Number	Contract	AT	Region	England
% of FP17s for the same patient ID Re-attending within 3 months - Children	60	1,011	5.9%	10.7%	11.5%	11.8%
% of FP17s for the same patient ID Re-attending within 3 months - Adults	439	3,381	13.0%	14.1%	15.2%	15.7%
% of FP17s for the same patient ID Re-attending between 3 & 9 months - Children	526	1,011	52.0%	60.1%	60.2%	58.9%
% of FP17s for the same patient ID Re-attending between 3 & 9 months - Adults	1,557	3,381	46.1%	49.2%	51.8%	50.8%
% of FP17s for Band 1 Urgent Courses	379	4,188	9.0%	9.2%	8.1%	9.1%
% of FP17s Relating to Free Repair or Replacements	44	4,188	1.1%	0.7%	0.8%	0.8%
% of FP17s Relating to Continuations	71	4,188	1.7%	1.0%	0.9%	0.9%
% of Patients satisfied with the dentistry they have received	2	2	N/A	92.5%	92.7%	92.5%
% of Patients satisfied with the time they had to wait for an appointment	2	2	N/A	85.3%	87.4%	87.0%

* This is based on patients treated on this contract for their most recent course of treatment. Figures in italics indicate the base number of FP17s or Patient Questionnaire responses are less than 100. N/A is shown where the base number of responses is less than 10 during the period. % is calculated as Quantity/Base number*100

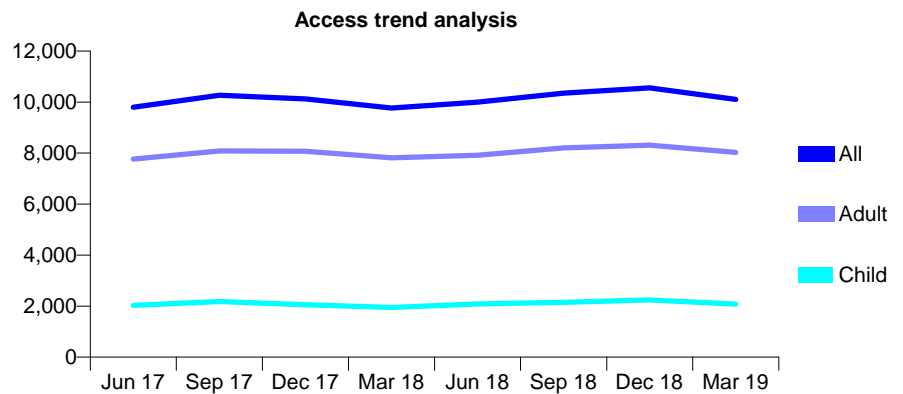
Q56 - Vital Signs At a Glance Contract Report for 162833/0001 - March 2019

Name or company name	Parish Vaid & Snehal Radia & Sanjay Shah
Contract type name	GDS Contract
Purpose of contract	General
Contract start date	01/11/2013
Contract end date	

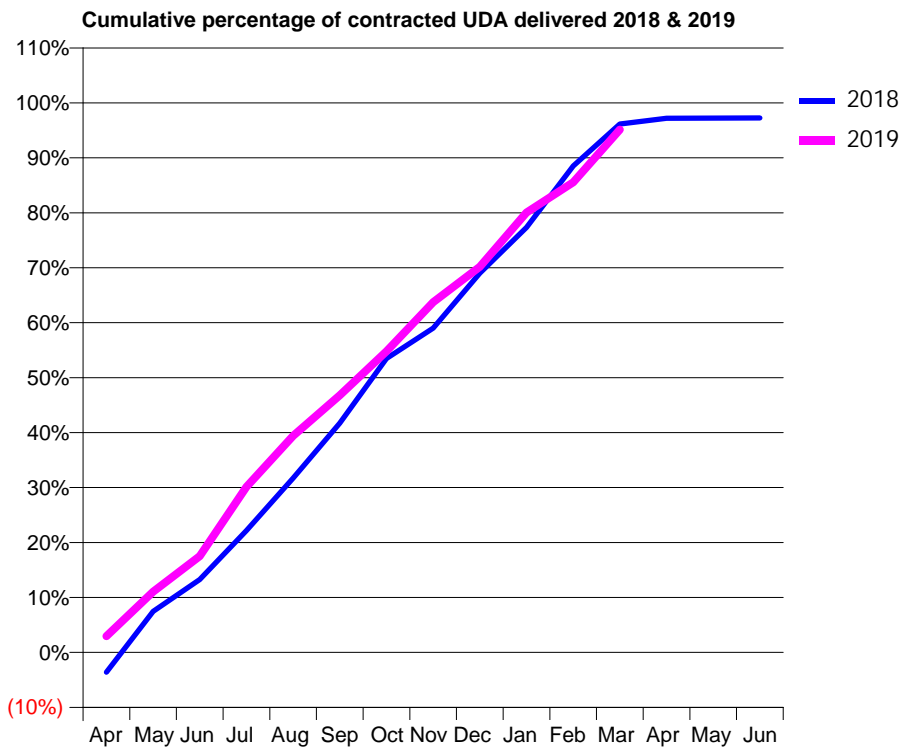
18/19 Contracted general activity (UDA)	31,173
Carry forward general activity (UDA)	859
18/19 Contracted orthodontic activity (UOA)	0
Carry forward orthodontic activity (UOA)	0
Baseline contract value	£971,230.28

ACCESS*

Patients seen in 24 months	Total	Change since previous quarter
Quarter ending March 2018	9,764	
Quarter ending June 2018	9,999	↑
Quarter ending September 2018	10,349	↑
Quarter ending December 2018	10,555	→
Quarter ending March 2019	10,106	↓
Variance since March 2018	3.5%	↑



ACTIVITY



Month	Adjusted Scheduled Activity (UDA)	
	2018	2019
April	-1,134	919
May	2,337	3,447
June	4,137	5,457
July	6,916	9,388
August	9,893	12,287
September	13,010	14,580
October	16,674	17,074
November	18,403	19,865
December	21,511	21,873
January	24,105	24,949
February	27,591	26,671
March	29,977	29,649
April	30,304	
May	30,310	
June	30,314	

QUALITY

	Quantity	Base Number	Contract	AT	Region	England
% of FP17s for the same patient ID Re-attending within 3 months - Children	259	3,423	7.6%	10.7%	11.5%	11.8%
% of FP17s for the same patient ID Re-attending within 3 months - Adults	1,693	12,270	13.8%	14.1%	15.2%	15.7%
% of FP17s for the same patient ID Re-attending between 3 & 9 months - Children	1,716	3,423	50.1%	60.1%	60.2%	58.9%
% of FP17s for the same patient ID Re-attending between 3 & 9 months - Adults	5,528	12,270	45.1%	49.2%	51.8%	50.8%
% of FP17s for Band 1 Urgent Courses	2,918	15,540	18.8%	9.2%	8.1%	9.1%
% of FP17s Relating to Free Repair or Replacements	115	15,540	0.7%	0.7%	0.8%	0.8%
% of FP17s Relating to Continuations	95	15,540	0.6%	1.0%	0.9%	0.9%
% of Patients satisfied with the dentistry they have received	5	6	N/A	92.5%	92.7%	92.5%
% of Patients satisfied with the time they had to wait for an appointment	6	6	N/A	85.3%	87.4%	87.0%

* This is based on patients treated on this contract for their most recent course of treatment. Figures in italics indicate the base number of FP17s or Patient Questionnaire responses are less than 100. N/A is shown where the base number of responses is less than 10 during the period. % is calculated as Quantity/Base number*100

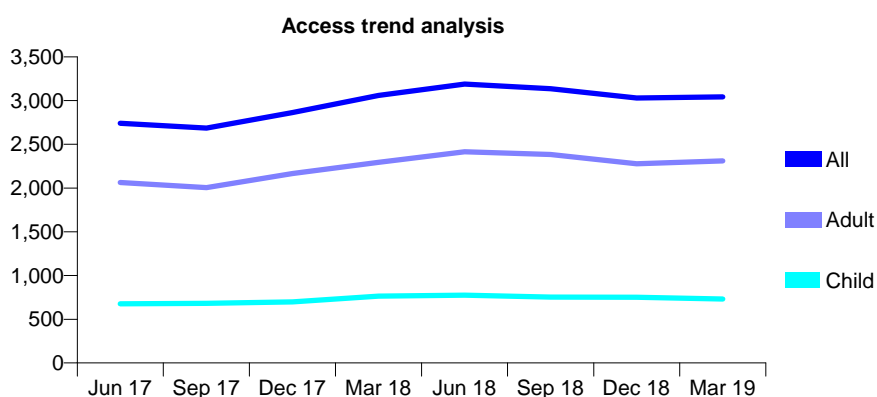
Q56 - Vital Signs At a Glance Contract Report for 162833/0002 - March 2019

Name or company name	Parish Vaid & Snehal Radia & Sanjay Shah
Contract type name	PDS Plus Contract
Purpose of contract	General
Contract start date	15/11/2013
Contract end date	31/03/2020

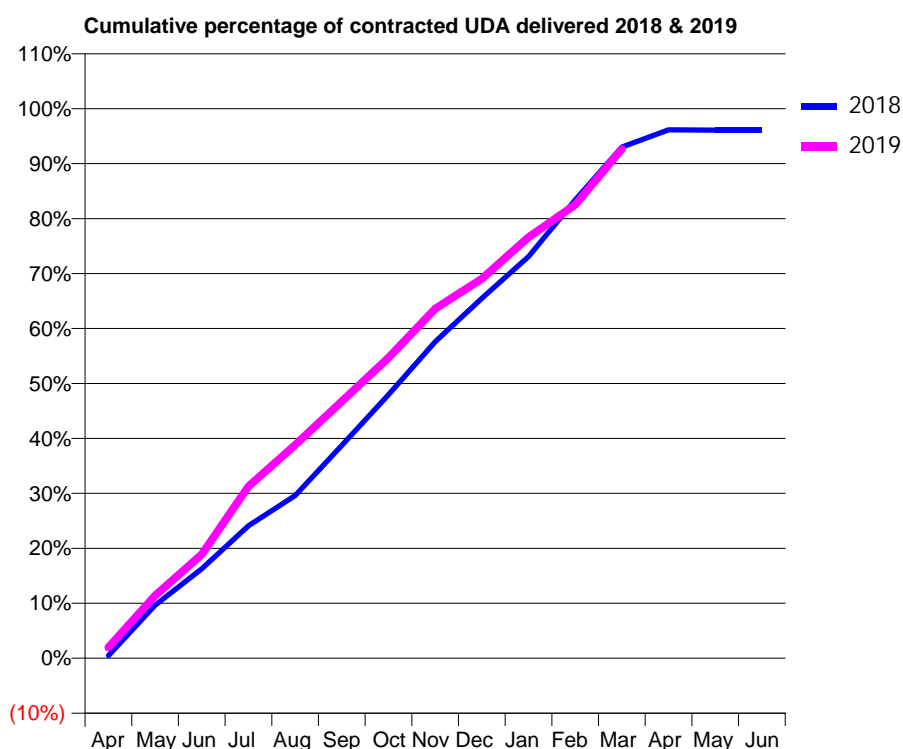
18/19 Contracted general activity (UDA)	8,000
Carry forward general activity (UDA)	314
18/19 Contracted orthodontic activity (UOA)	0
Carry forward orthodontic activity (UOA)	0
Baseline contract value	£160,990.24

ACCESS*

Patients seen in 24 months	Total	Change since previous quarter
Quarter ending March 2018	3,058	
Quarter ending June 2018	3,190	↑
Quarter ending September 2018	3,137	↓
Quarter ending December 2018	3,029	↓
Quarter ending March 2019	3,042	→
Variance since March 2018	(0.5%)	→



ACTIVITY



Month	2018	2019
April	37	158
May	773	912
June	1,302	1,511
July	1,928	2,502
August	2,369	3,105
September	3,097	3,738
October	3,837	4,376
November	4,607	5,087
December	5,239	5,522
January	5,847	6,128
February	6,672	6,601
March	7,441	7,413
April	7,691	
May	7,686	
June	7,686	

QUALITY

	Quantity	Base Number	Contract	AT	Region	England
% of FP17s for the same patient ID Re-attending within 3 months - Children	115	1,412	8.1%	10.7%	11.5%	11.8%
% of FP17s for the same patient ID Re-attending within 3 months - Adults	449	3,546	12.7%	14.1%	15.2%	15.7%
% of FP17s for the same patient ID Re-attending between 3 & 9 months - Children	931	1,412	65.9%	60.1%	60.2%	58.9%
% of FP17s for the same patient ID Re-attending between 3 & 9 months - Adults	1,512	3,546	42.6%	49.2%	51.8%	50.8%
% of FP17s for Band 1 Urgent Courses	394	4,843	8.1%	9.2%	8.1%	9.1%
% of FP17s Relating to Free Repair or Replacements	27	4,843	0.6%	0.7%	0.8%	0.8%
% of FP17s Relating to Continuations	78	4,843	1.6%	1.0%	0.9%	0.9%
% of Patients satisfied with the dentistry they have received	0	0	N/A	92.5%	92.7%	92.5%
% of Patients satisfied with the time they had to wait for an appointment	0	0	N/A	85.3%	87.4%	87.0%

* This is based on patients treated on this contract for their most recent course of treatment.

Figures in italics indicate the base number of FP17s or Patient Questionnaire responses are less than 100. N/A is shown where the base number of responses is less than 10 during the period. % is calculated as Quantity/Base number*100

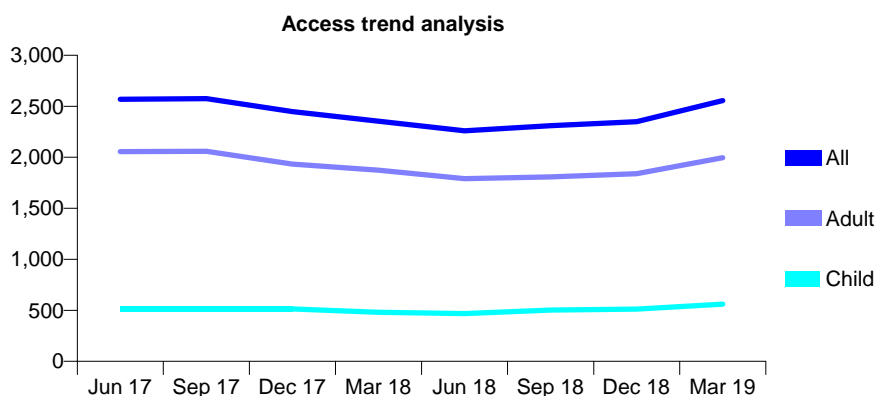
Q56 - Vital Signs At a Glance Contract Report for 162833/0003 - March 2019

Name or company name	Parish Vaid & Snehal Radia & Sanjay Shah
Contract type name	GDS Contract
Purpose of contract	General
Contract start date	15/11/2013
Contract end date	

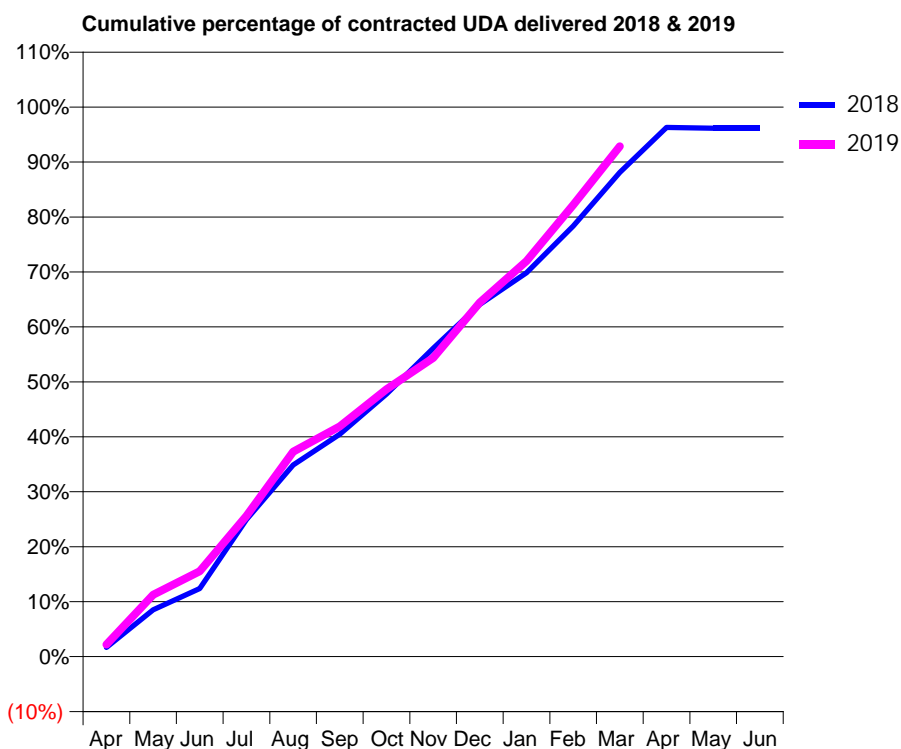
18/19 Contracted general activity (UDA)	7,185
Carry forward general activity (UDA)	276
18/19 Contracted orthodontic activity (UOA)	0
Carry forward orthodontic activity (UOA)	0
Baseline contract value	£194,736.99

ACCESS*

Patients seen in 24 months	Total	Change since previous quarter
Quarter ending March 2018	2,354	
Quarter ending June 2018	2,259	↓
Quarter ending September 2018	2,310	↑
Quarter ending December 2018	2,350	→
Quarter ending March 2019	2,556	↑
Variance since March 2018	8.6%	↑



ACTIVITY



Month	Adjusted Scheduled Activity (UDA)	
	2018	2019
April	121	158
May	613	808
June	890	1,117
July	1,794	1,840
August	2,507	2,679
September	2,908	3,010
October	3,433	3,496
November	4,032	3,905
December	4,605	4,630
January	5,019	5,173
February	5,629	5,906
March	6,331	6,671
April	6,920	
May	6,909	
June	6,909	

QUALITY

	Quantity	Base Number	Contract	AT	Region	England
% of FP17s for the same patient ID Re-attending within 3 months - Children	35	898	3.9%	10.7%	11.5%	11.8%
% of FP17s for the same patient ID Re-attending within 3 months - Adults	284	3,092	9.2%	14.1%	15.2%	15.7%
% of FP17s for the same patient ID Re-attending between 3 & 9 months - Children	494	898	55.0%	60.1%	60.2%	58.9%
% of FP17s for the same patient ID Re-attending between 3 & 9 months - Adults	1,755	3,092	56.8%	49.2%	51.8%	50.8%
% of FP17s for Band 1 Urgent Courses	200	3,764	5.3%	9.2%	8.1%	9.1%
% of FP17s Relating to Free Repair or Replacements	24	3,764	0.6%	0.7%	0.8%	0.8%
% of FP17s Relating to Continuations	42	3,764	1.1%	1.0%	0.9%	0.9%
% of Patients satisfied with the dentistry they have received	2	2	N/A	92.5%	92.7%	92.5%
% of Patients satisfied with the time they had to wait for an appointment	2	2	N/A	85.3%	87.4%	87.0%

* This is based on patients treated on this contract for their most recent course of treatment. Figures in italics indicate the base number of FP17s or Patient Questionnaire responses are less than 100. N/A is shown where the base number of responses is less than 10 during the period. % is calculated as Quantity/Base number*100

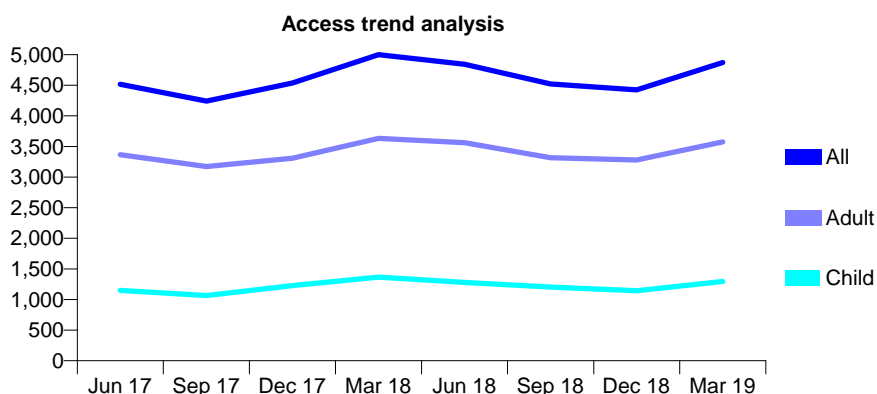
Q56 - Vital Signs At a Glance Contract Report for 162833/0004 - March 2019

Name or company name	Parish Vaid & Snehal Radia & Sanjay Shah
Contract type name	GDS Contract
Purpose of contract	General
Contract start date	15/11/2013
Contract end date	

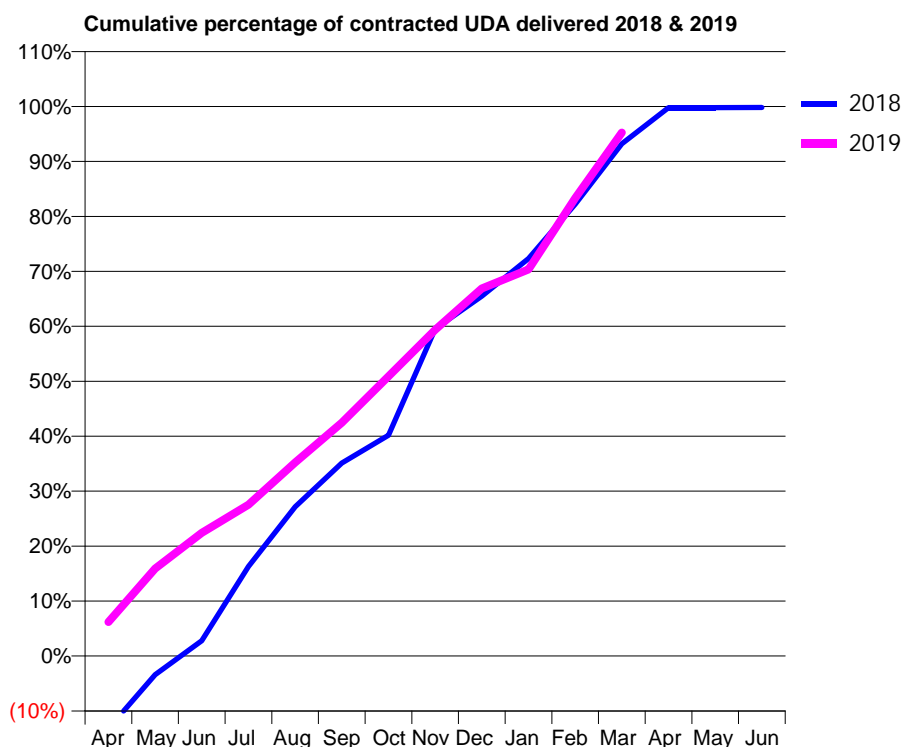
18/19 Contracted general activity (UDA)	14,285
Carry forward general activity (UDA)	27
18/19 Contracted orthodontic activity (UOA)	0
Carry forward orthodontic activity (UOA)	0
Baseline contract value	£378,788.38

ACCESS*

Patients seen in 24 months	Total	Change since previous quarter
Quarter ending March 2018	4,999	
Quarter ending June 2018	4,844	↓
Quarter ending September 2018	4,521	↓
Quarter ending December 2018	4,424	↓
Quarter ending March 2019	4,872	↑
Variance since March 2018	(2.5%)	↓



ACTIVITY



Month	Adjusted Scheduled Activity (UDA)	
	2018	2019
April	-1,886	885
May	-487	2,275
June	396	3,202
July	2,329	3,934
August	3,879	5,030
September	5,013	6,064
October	5,739	7,272
November	8,504	8,482
December	9,354	9,552
January	10,331	10,049
February	11,748	11,905
March	13,313	13,606
April	14,253	
May	14,254	
June	14,258	

QUALITY

	Quantity	Base Number	Contract	AT	Region	England
% of FP17s for the same patient ID Re-attending within 3 months - Children	54	1,863	2.9%	10.7%	11.5%	11.8%
% of FP17s for the same patient ID Re-attending within 3 months - Adults	423	5,187	8.2%	14.1%	15.2%	15.7%
% of FP17s for the same patient ID Re-attending between 3 & 9 months - Children	777	1,863	41.7%	60.1%	60.2%	58.9%
% of FP17s for the same patient ID Re-attending between 3 & 9 months - Adults	1,756	5,187	33.9%	49.2%	51.8%	50.8%
% of FP17s for Band 1 Urgent Courses	830	6,717	12.4%	9.2%	8.1%	9.1%
% of FP17s Relating to Free Repair or Replacements	63	6,717	0.9%	0.7%	0.8%	0.8%
% of FP17s Relating to Continuations	49	6,717	0.7%	1.0%	0.9%	0.9%
% of Patients satisfied with the dentistry they have received	1	1	N/A	92.5%	92.7%	92.5%
% of Patients satisfied with the time they had to wait for an appointment	1	1	N/A	85.3%	87.4%	87.0%

* This is based on patients treated on this contract for their most recent course of treatment.

Figures in italics indicate the base number of FP17s or Patient Questionnaire responses are less than 100. N/A is shown where the base number of responses is less than 10 during the period. % is calculated as Quantity/Base number*100

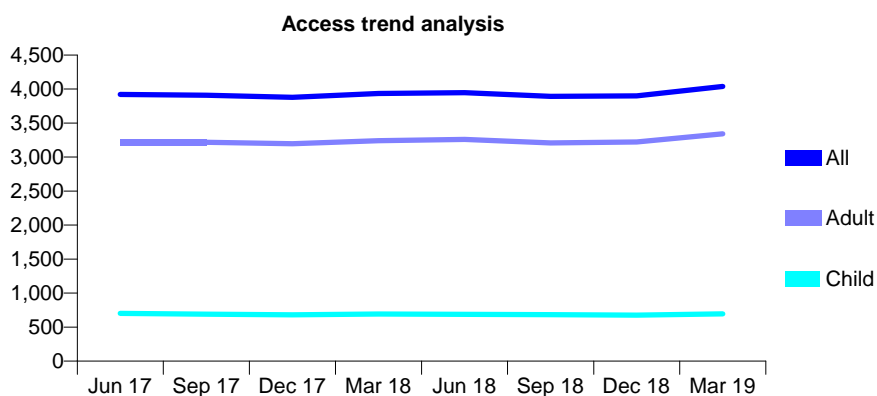
Q56 - Vital Signs At a Glance Contract Report for 162833/0005 - March 2019

Name or company name	Parish Vaid & Snehal Radia & Sanjay Shah
Contract type name	Pilot Contract
Purpose of contract	General
Contract start date	15/11/2013
Contract end date	

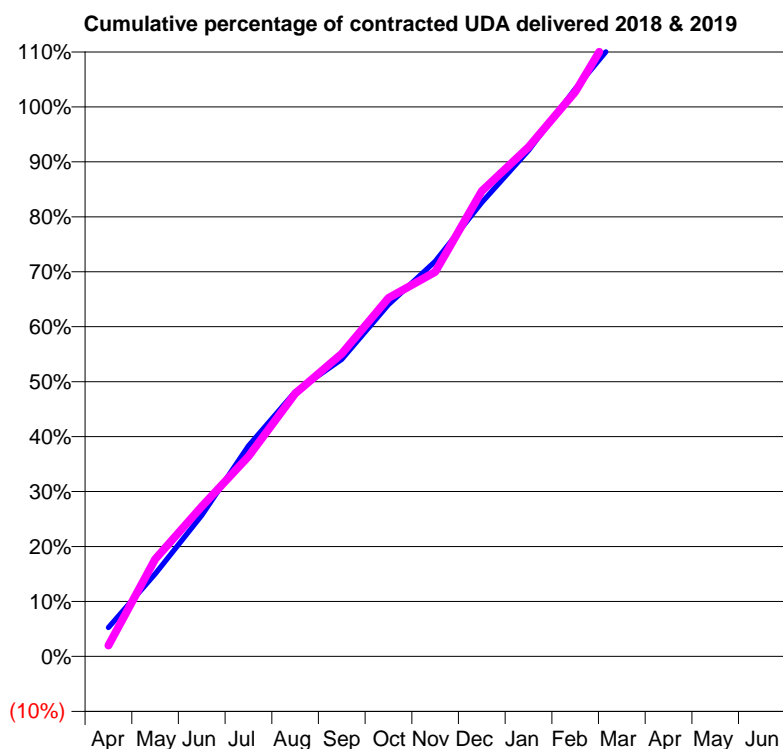
18/19 Contracted general activity (UDA)	7,509
Carry forward general activity (UDA)	-150
18/19 Contracted orthodontic activity (UOA)	0
Carry forward orthodontic activity (UOA)	0
Baseline contract value	£306,587.85

ACCESS*

Patients seen in 24 months	Total	Change since previous quarter
Quarter ending March 2018	3,935	
Quarter ending June 2018	3,949	→
Quarter ending September 2018	3,893	↓
Quarter ending December 2018	3,900	→
Quarter ending March 2019	4,039	↑
Variance since March 2018	2.6%	↑



ACTIVITY



Month	Adjusted Scheduled Activity (UDA)	
	2018	2019
April	395	150
May	1,127	1,329
June	1,929	2,047
July	2,877	2,732
August	3,617	3,593
September	4,061	4,137
October	4,808	4,898
November	5,399	5,255
December	6,202	6,359
January	6,913	6,960
February	7,757	7,714
March	8,521	8,768
April	8,909	
May	8,916	
June	8,915	

QUALITY

	Quantity	Base Number	Contract	AT	Region	England
% of FP17s for the same patient ID Re-attending within 3 months - Children	49	1,051	4.7%	10.7%	11.5%	11.8%
% of FP17s for the same patient ID Re-attending within 3 months - Adults	836	4,813	17.4%	14.1%	15.2%	15.7%
% of FP17s for the same patient ID Re-attending between 3 & 9 months - Children	694	1,051	66.0%	60.1%	60.2%	58.9%
% of FP17s for the same patient ID Re-attending between 3 & 9 months - Adults	2,436	4,813	50.6%	49.2%	51.8%	50.8%
% of FP17s for Band 1 Urgent Courses	550	5,599	9.8%	9.2%	8.1%	9.1%
% of FP17s Relating to Free Repair or Replacements	39	5,599	0.7%	0.7%	0.8%	0.8%
% of FP17s Relating to Continuations	181	5,599	3.2%	1.0%	0.9%	0.9%
% of Patients satisfied with the dentistry they have received	4	4	N/A	92.5%	92.7%	92.5%
% of Patients satisfied with the time they had to wait for an appointment	3	4	N/A	85.3%	87.4%	87.0%

* This is based on patients treated on this contract for their most recent course of treatment. Figures in italics indicate the base number of FP17s or Patient Questionnaire responses are less than 100. N/A is shown where the base number of responses is less than 10 during the period. % is calculated as Quantity/Base number*100

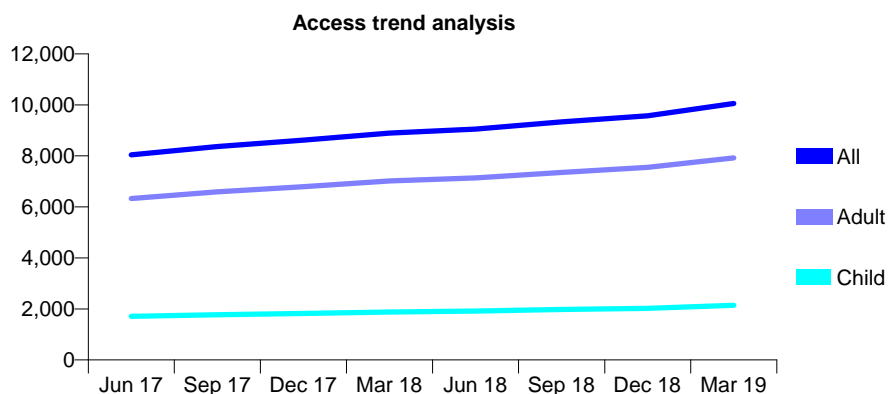
Q56 - Vital Signs At a Glance Contract Report for 162981/0001 - March 2019

Name or company name	Esmerelle Limited
Contract type name	GDS Contract
Purpose of contract	General and Orthodontic
Contract start date	01/08/2011
Contract end date	

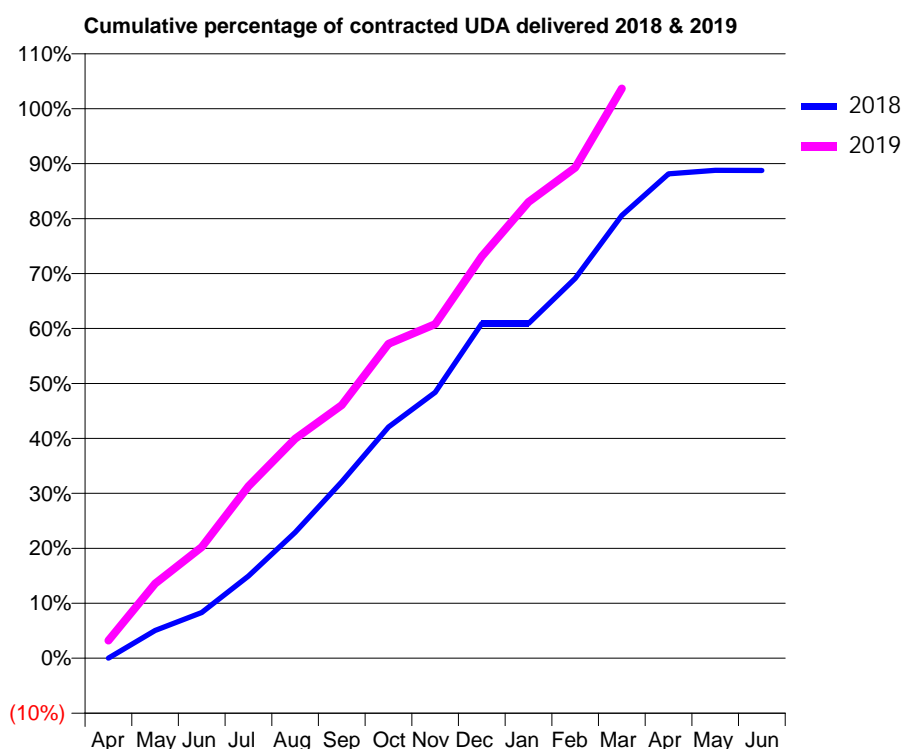
18/19 Contracted general activity (UDA)	28,860
Carry forward general activity (UDA)	-577
18/19 Contracted orthodontic activity (UOA)	64
Carry forward orthodontic activity (UOA)	0
Baseline contract value	£762,133.72

ACCESS*

Patients seen in 24 months	Total	Change since previous quarter
Quarter ending March 2018	8,898	
Quarter ending June 2018	9,048	→
Quarter ending September 2018	9,329	↑
Quarter ending December 2018	9,572	↑
Quarter ending March 2019	10,058	↑
Variance since March 2018	13.0%	↑



ACTIVITY



Month	Adjusted Scheduled Activity (UDA)	
	2018	2019
April	0	925
May	1,457	3,918
June	2,401	5,840
July	4,317	9,034
August	6,608	11,525
September	9,272	13,297
October	12,141	16,510
November	13,967	17,549
December	17,574	21,101
January	17,574	23,957
February	19,946	25,761
March	23,257	29,912
April	25,440	
May	25,620	
June	25,615	

QUALITY

	Quantity	Base Number	Contract	AT	Region	England
% of FP17s for the same patient ID Re-attending within 3 months - Children	228	3,477	6.6%	10.7%	11.5%	11.8%
% of FP17s for the same patient ID Re-attending within 3 months - Adults	1,450	11,686	12.4%	14.1%	15.2%	15.7%
% of FP17s for the same patient ID Re-attending between 3 & 9 months - Children	2,184	3,477	62.8%	60.1%	60.2%	58.9%
% of FP17s for the same patient ID Re-attending between 3 & 9 months - Adults	6,802	11,686	58.2%	49.2%	51.8%	50.8%
% of FP17s for Band 1 Urgent Courses	971	14,111	6.9%	9.2%	8.1%	9.1%
% of FP17s Relating to Free Repair or Replacements	96	14,111	0.7%	0.7%	0.8%	0.8%
% of FP17s Relating to Continuations	74	14,111	0.5%	1.0%	0.9%	0.9%
% of Patients satisfied with the dentistry they have received	11	11	100.0%	92.5%	92.7%	92.5%
% of Patients satisfied with the time they had to wait for an appointment	11	11	100.0%	85.3%	87.4%	87.0%

* This is based on patients treated on this contract for their most recent course of treatment. Figures in italics indicate the base number of FP17s or Patient Questionnaire responses are less than 100. N/A is shown where the base number of responses is less than 10 during the period. % is calculated as Quantity/Base number*100

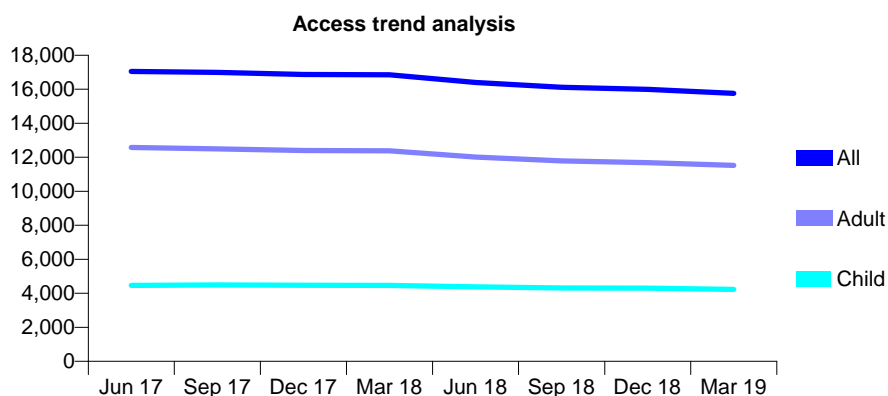
Q56 - Vital Signs At a Glance Contract Report for 163570/0001 - March 2019

Name or company name	Chequer Hall Dental Practice
Contract type name	GDS Contract
Purpose of contract	General
Contract start date	01/04/2011
Contract end date	

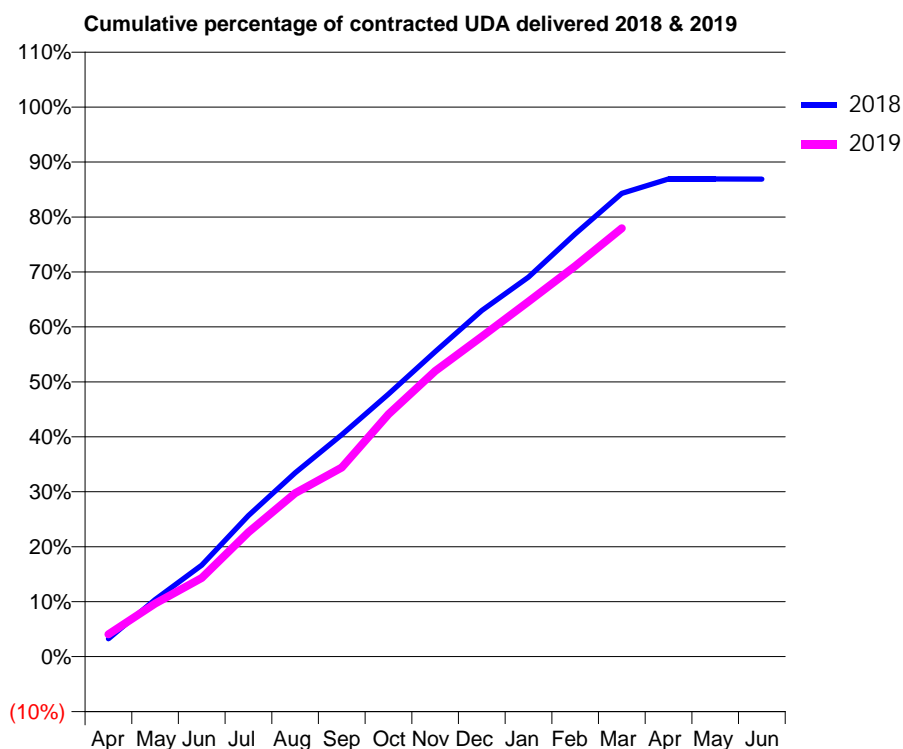
18/19 Contracted general activity (UDA)	45,026
Carry forward general activity (UDA)	0
18/19 Contracted orthodontic activity (UOA)	0
Carry forward orthodontic activity (UOA)	0
Baseline contract value	£1,380,623.44

ACCESS*

Patients seen in 24 months	Total	Change since previous quarter
Quarter ending March 2018	16,850	
Quarter ending June 2018	16,393	↓
Quarter ending September 2018	16,110	↓
Quarter ending December 2018	15,993	→
Quarter ending March 2019	15,757	↓
Variance since March 2018	(6.5%)	↓



ACTIVITY



Month	Adjusted Scheduled Activity (UDA)	
	2018	2019
April	1,560	1,828
May	4,982	4,347
June	8,006	6,439
July	12,333	10,201
August	16,063	13,394
September	19,398	15,502
October	22,944	19,857
November	26,649	23,404
December	30,246	26,223
January	33,169	29,093
February	36,946	32,001
March	40,483	35,088
April	41,738	
May	41,746	
June	41,731	

QUALITY

	Quantity	Base Number	Contract	AT	Region	England
% of FP17s for the same patient ID Re-attending within 3 months - Children	282	5,991	4.7%	10.7%	11.5%	11.8%
% of FP17s for the same patient ID Re-attending within 3 months - Adults	1,371	14,183	9.7%	14.1%	15.2%	15.7%
% of FP17s for the same patient ID Re-attending between 3 & 9 months - Children	3,701	5,991	61.8%	60.1%	60.2%	58.9%
% of FP17s for the same patient ID Re-attending between 3 & 9 months - Adults	6,338	14,183	44.7%	49.2%	51.8%	50.8%
% of FP17s for Band 1 Urgent Courses	529	19,531	2.7%	9.2%	8.1%	9.1%
% of FP17s Relating to Free Repair or Replacements	148	19,531	0.8%	0.7%	0.8%	0.8%
% of FP17s Relating to Continuations	386	19,531	2.0%	1.0%	0.9%	0.9%
% of Patients satisfied with the dentistry they have received	4	4	N/A	92.5%	92.7%	92.5%
% of Patients satisfied with the time they had to wait for an appointment	3	4	N/A	85.3%	87.4%	87.0%

* This is based on patients treated on this contract for their most recent course of treatment. Figures in italics indicate the base number of FP17s or Patient Questionnaire responses are less than 100. N/A is shown where the base number of responses is less than 10 during the period. % is calculated as Quantity/Base number*100

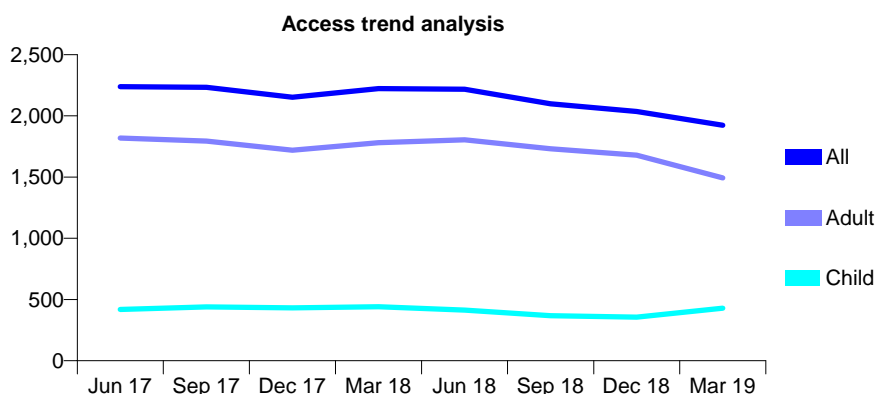
Q56 - Vital Signs At a Glance Contract Report for 167231/0001 - March 2019

Name or company name	Onefiveseven Partnership
Contract type name	GDS Contract
Purpose of contract	General
Contract start date	12/10/2009
Contract end date	

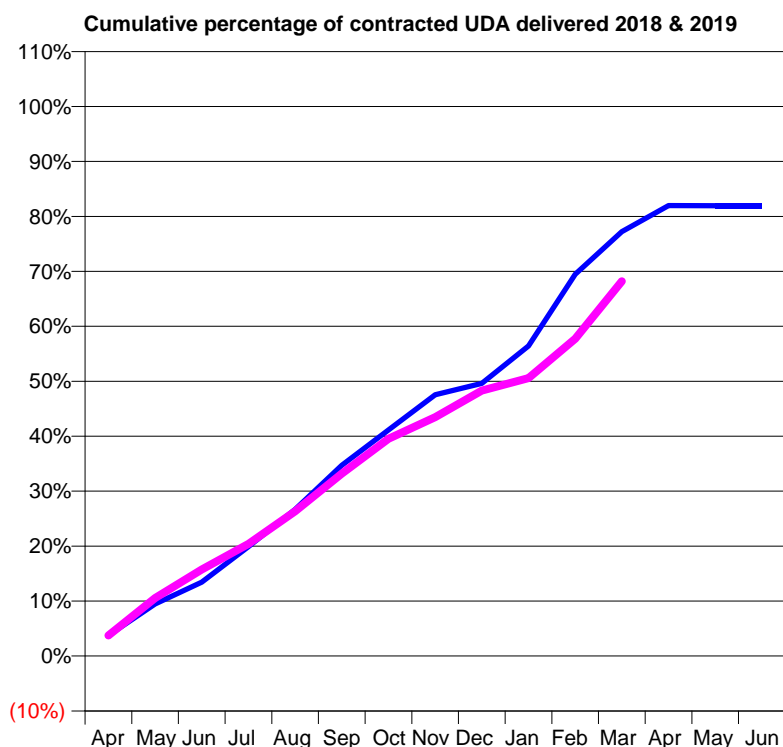
18/19 Contracted general activity (UDA)	6,208
Carry forward general activity (UDA)	0
18/19 Contracted orthodontic activity (UOA)	0
Carry forward orthodontic activity (UOA)	0
Baseline contract value	£219,450.82

ACCESS*

Patients seen in 24 months	Total	Change since previous quarter
Quarter ending March 2018	2,223	
Quarter ending June 2018	2,217	→
Quarter ending September 2018	2,099	↓
Quarter ending December 2018	2,036	↓
Quarter ending March 2019	1,923	↓
Variance since March 2018	(13.5%)	↓



ACTIVITY



Month	Adjusted Scheduled Activity (UDA)	
	2018	2019
April	232	233
May	589	657
June	835	978
July	1,236	1,266
August	1,658	1,636
September	2,156	2,061
October	2,555	2,454
November	2,952	2,700
December	3,080	2,999
January	3,503	3,139
February	4,313	3,585
March	4,794	4,234
April	5,088	
May	5,087	
June	5,087	

QUALITY

	Quantity	Base Number	Contract	AT	Region	England
% of FP17s for the same patient ID Re-attending within 3 months - Children	33	677	4.9%	10.7%	11.5%	11.8%
% of FP17s for the same patient ID Re-attending within 3 months - Adults	135	2,049	6.6%	14.1%	15.2%	15.7%
% of FP17s for the same patient ID Re-attending between 3 & 9 months - Children	381	677	56.3%	60.1%	60.2%	58.9%
% of FP17s for the same patient ID Re-attending between 3 & 9 months - Adults	903	2,049	44.1%	49.2%	51.8%	50.8%
% of FP17s for Band 1 Urgent Courses	64	2,587	2.5%	9.2%	8.1%	9.1%
% of FP17s Relating to Free Repair or Replacements	17	2,587	0.7%	0.7%	0.8%	0.8%
% of FP17s Relating to Continuations	36	2,587	1.4%	1.0%	0.9%	0.9%
% of Patients satisfied with the dentistry they have received	1	1	N/A	92.5%	92.7%	92.5%
% of Patients satisfied with the time they had to wait for an appointment	1	1	N/A	85.3%	87.4%	87.0%

* This is based on patients treated on this contract for their most recent course of treatment. Figures in italics indicate the base number of FP17s or Patient Questionnaire responses are less than 100. N/A is shown where the base number of responses is less than 10 during the period. % is calculated as Quantity/Base number*100

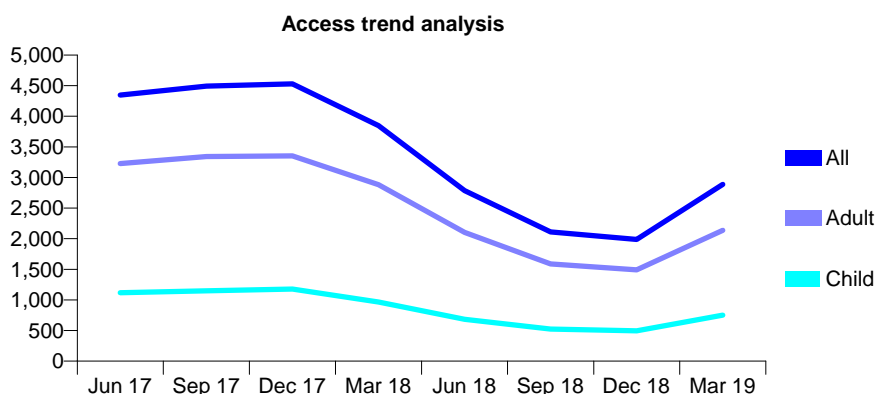
Q56 - Vital Signs At a Glance Contract Report for 167231/0002 - March 2019

Name or company name	Onefiveseven Partnership
Contract type name	GDS Contract
Purpose of contract	General
Contract start date	12/10/2009
Contract end date	

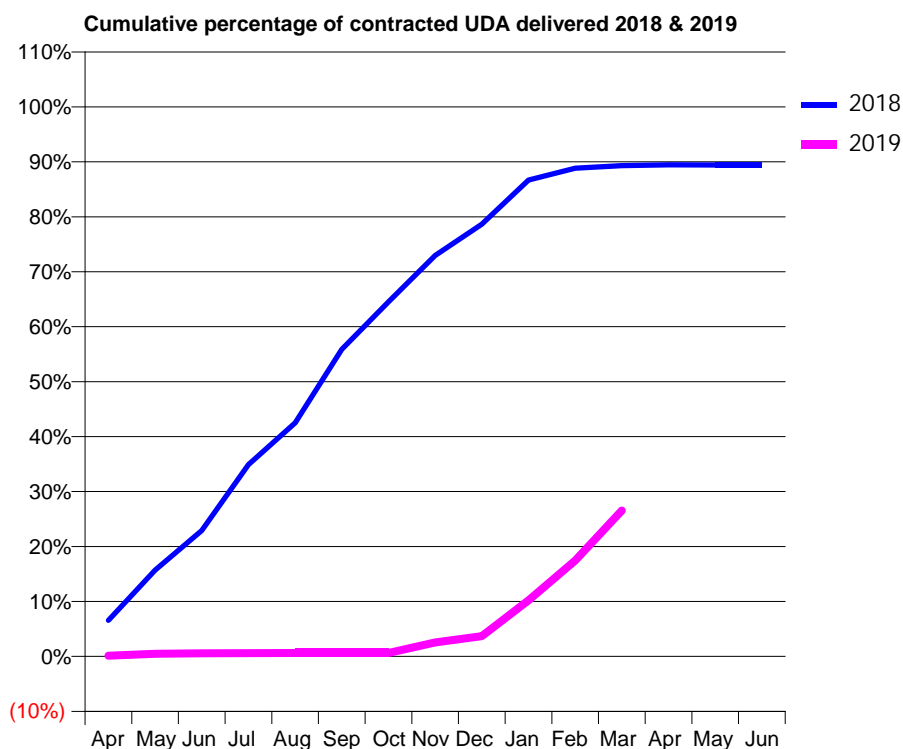
18/19 Contracted general activity (UDA)	11,708
Carry forward general activity (UDA)	0
18/19 Contracted orthodontic activity (UOA)	0
Carry forward orthodontic activity (UOA)	0
Baseline contract value	£327,700.73

ACCESS*

Patients seen in 24 months	Total	Change since previous quarter
Quarter ending March 2018	3,847	
Quarter ending June 2018	2,786	↓
Quarter ending September 2018	2,112	↓
Quarter ending December 2018	1,987	↓
Quarter ending March 2019	2,887	↑
Variance since March 2018	(25.0%)	↓



ACTIVITY



Month	Adjusted Scheduled Activity (UDA)	
	2018	2019
April	767	17
May	1,840	55
June	2,684	67
July	4,087	71
August	4,978	72
September	6,543	74
October	7,553	74
November	8,541	299
December	9,206	430
January	10,146	1,194
February	10,399	2,044
March	10,455	3,108
April	10,470	
May	10,469	
June	10,469	

QUALITY

	Quantity	Base Number	Contract	AT	Region	England
% of FP17s for the same patient ID Re-attending within 3 months - Children	19	517	3.7%	10.7%	11.5%	11.8%
% of FP17s for the same patient ID Re-attending within 3 months - Adults	72	1,235	5.8%	14.1%	15.2%	15.7%
% of FP17s for the same patient ID Re-attending between 3 & 9 months - Children	3	517	0.6%	60.1%	60.2%	58.9%
% of FP17s for the same patient ID Re-attending between 3 & 9 months - Adults	24	1,235	1.9%	49.2%	51.8%	50.8%
% of FP17s for Band 1 Urgent Courses	133	1,749	7.6%	9.2%	8.1%	9.1%
% of FP17s Relating to Free Repair or Replacements	1	1,749	0.1%	0.7%	0.8%	0.8%
% of FP17s Relating to Continuations	17	1,749	1.0%	1.0%	0.9%	0.9%
% of Patients satisfied with the dentistry they have received	0	0	N/A	92.5%	92.7%	92.5%
% of Patients satisfied with the time they had to wait for an appointment	0	0	N/A	85.3%	87.4%	87.0%

* This is based on patients treated on this contract for their most recent course of treatment. Figures in italics indicate the base number of FP17s or Patient Questionnaire responses are less than 100. N/A is shown where the base number of responses is less than 10 during the period. % is calculated as Quantity/Base number*100

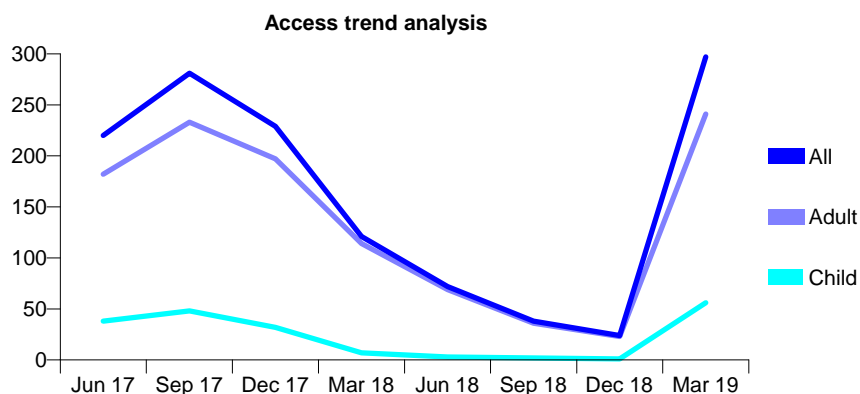
Q56 - Vital Signs At a Glance Contract Report for 167231/0003 - March 2019

Name or company name	Onefiveseven Partnership
Contract type name	GDS Contract
Purpose of contract	General
Contract start date	12/10/2009
Contract end date	

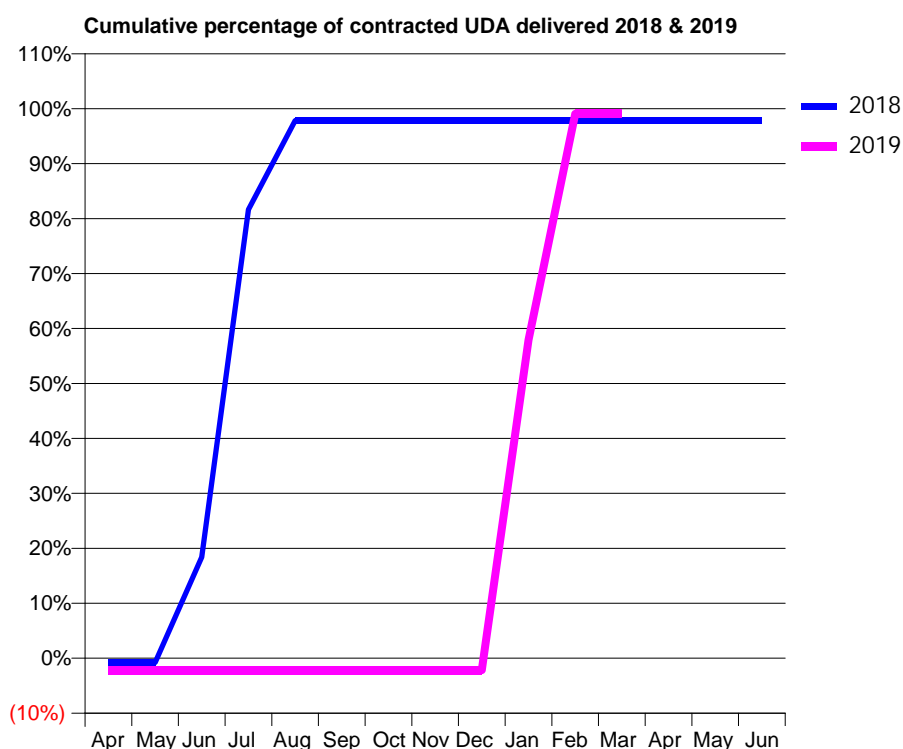
18/19 Contracted general activity (UDA)	500
Carry forward general activity (UDA)	11
18/19 Contracted orthodontic activity (UOA)	0
Carry forward orthodontic activity (UOA)	0
Baseline contract value	£12,804.39

ACCESS*

Patients seen in 24 months	Total	Change since previous quarter
Quarter ending March 2018	121	
Quarter ending June 2018	72	↓
Quarter ending September 2018	38	↓
Quarter ending December 2018	24	↓
Quarter ending March 2019	297	↑
Variance since March 2018	145.5%	↑



ACTIVITY



Month	Adjusted Scheduled Activity (UDA)	
	2018	2019
April	-4	-11
May	-4	-11
June	92	-11
July	408	-11
August	489	-11
September	489	-11
October	489	-11
November	489	-11
December	489	-11
January	489	290
February	489	495
March	489	495
April	489	
May	489	
June	489	

QUALITY

	Quantity	Base Number	Contract	AT	Region	England
% of FP17s for the same patient ID Re-attending within 3 months - Children	1	61	1.6%	10.7%	11.5%	11.8%
% of FP17s for the same patient ID Re-attending within 3 months - Adults	5	265	1.9%	14.1%	15.2%	15.7%
% of FP17s for the same patient ID Re-attending between 3 & 9 months - Children	0	61	0.0%	60.1%	60.2%	58.9%
% of FP17s for the same patient ID Re-attending between 3 & 9 months - Adults	1	265	0.4%	49.2%	51.8%	50.8%
% of FP17s for Band 1 Urgent Courses	7	325	2.2%	9.2%	8.1%	9.1%
% of FP17s Relating to Free Repair or Replacements	7	325	2.2%	0.7%	0.8%	0.8%
% of FP17s Relating to Continuations	5	325	1.5%	1.0%	0.9%	0.9%
% of Patients satisfied with the dentistry they have received	0	0	N/A	92.5%	92.7%	92.5%
% of Patients satisfied with the time they had to wait for an appointment	0	0	N/A	85.3%	87.4%	87.0%

* This is based on patients treated on this contract for their most recent course of treatment.

Figures in italics indicate the base number of FP17s or Patient Questionnaire responses are less than 100. N/A is shown where the base number of responses is less than 10 during the period. % is calculated as Quantity/Base number*100

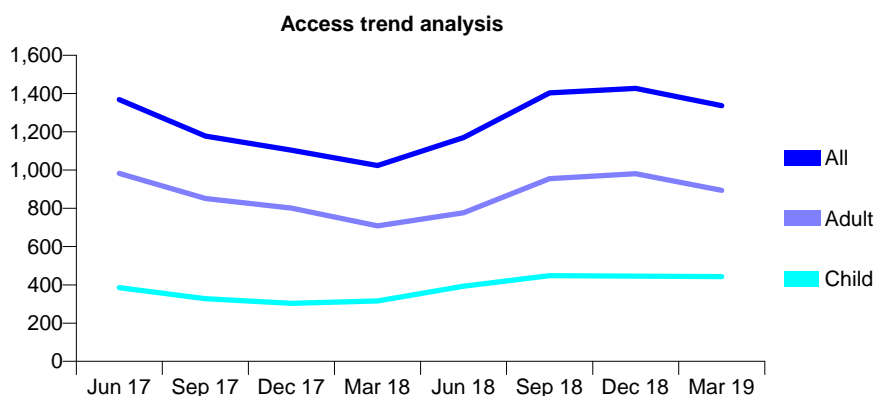
Q56 - Vital Signs At a Glance Contract Report for 167231/0004 - March 2019

Name or company name	Onefiveseven Partnership
Contract type name	GDS Contract
Purpose of contract	General
Contract start date	12/10/2009
Contract end date	

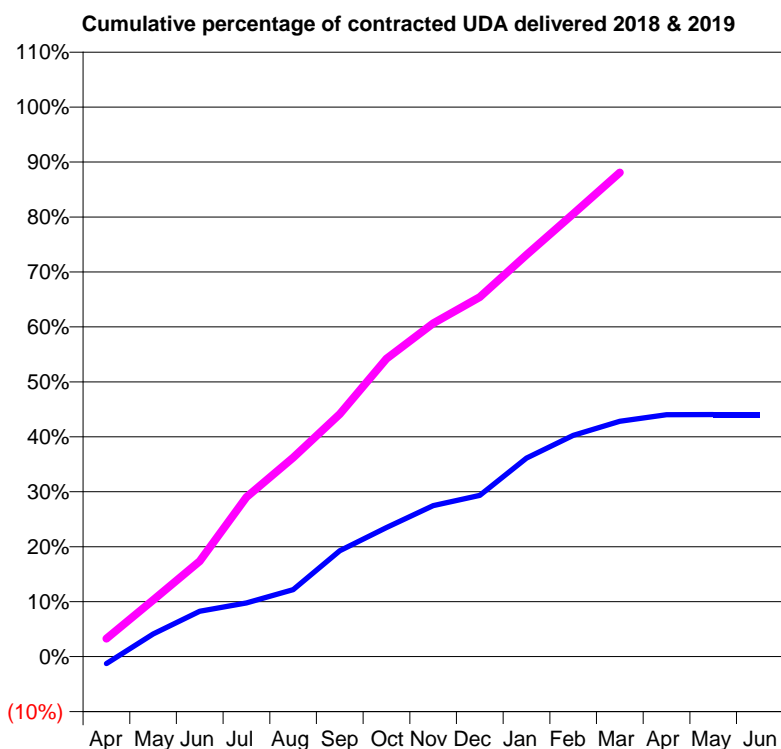
18/19 Contracted general activity (UDA)	4,000
Carry forward general activity (UDA)	0
18/19 Contracted orthodontic activity (UOA)	0
Carry forward orthodontic activity (UOA)	0
Baseline contract value	£102,435.15

ACCESS*

Patients seen in 24 months	Total	Change since previous quarter
Quarter ending March 2018	1,024	
Quarter ending June 2018	1,170	↑
Quarter ending September 2018	1,403	↑
Quarter ending December 2018	1,427	→
Quarter ending March 2019	1,337	↓
Variance since March 2018	30.6%	↑



ACTIVITY



Month	Adjusted Scheduled Activity (UDA)	
	2018	2019
April	-65	131
May	207	412
June	413	695
July	489	1,162
August	609	1,449
September	964	1,766
October	1,175	2,169
November	1,374	2,427
December	1,467	2,617
January	1,806	2,924
February	2,013	3,224
March	2,141	3,523
April	2,200	
May	2,203	
June	2,203	

QUALITY

	Quantity	Base Number	Contract	AT	Region	England
% of FP17s for the same patient ID Re-attending within 3 months - Children	28	750	3.7%	10.7%	11.5%	11.8%
% of FP17s for the same patient ID Re-attending within 3 months - Adults	153	1,378	11.1%	14.1%	15.2%	15.7%
% of FP17s for the same patient ID Re-attending between 3 & 9 months - Children	382	750	50.9%	60.1%	60.2%	58.9%
% of FP17s for the same patient ID Re-attending between 3 & 9 months - Adults	498	1,378	36.1%	49.2%	51.8%	50.8%
% of FP17s for Band 1 Urgent Courses	185	2,083	8.9%	9.2%	8.1%	9.1%
% of FP17s Relating to Free Repair or Replacements	12	2,083	0.6%	0.7%	0.8%	0.8%
% of FP17s Relating to Continuations	32	2,083	1.5%	1.0%	0.9%	0.9%
% of Patients satisfied with the dentistry they have received	0	0	N/A	92.5%	92.7%	92.5%
% of Patients satisfied with the time they had to wait for an appointment	0	0	N/A	85.3%	87.4%	87.0%

* This is based on patients treated on this contract for their most recent course of treatment. Figures in italics indicate the base number of FP17s or Patient Questionnaire responses are less than 100. N/A is shown where the base number of responses is less than 10 during the period. % is calculated as Quantity/Base number*100

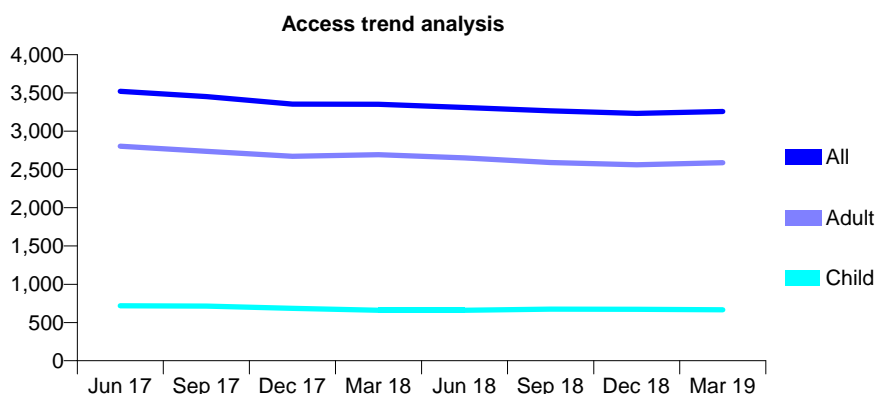
Q56 - Vital Signs At a Glance Contract Report for 168300/0001 - March 2019

Name or company name	Witard Dental Practice
Contract type name	GDS Contract
Purpose of contract	General
Contract start date	05/05/2011
Contract end date	

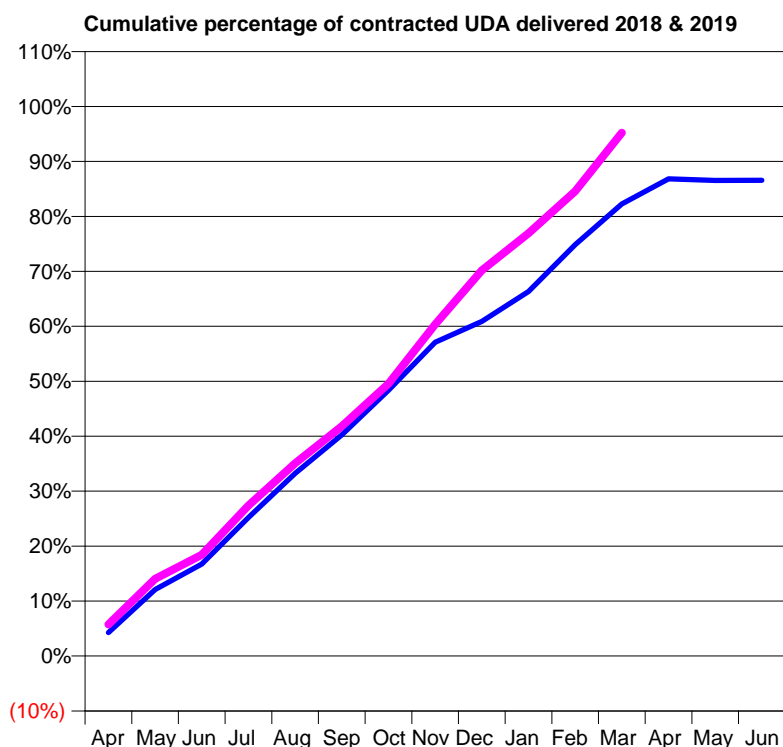
18/19 Contracted general activity (UDA)	13,132
Carry forward general activity (UDA)	0
18/19 Contracted orthodontic activity (UOA)	0
Carry forward orthodontic activity (UOA)	0
Baseline contract value	£318,985.05

ACCESS*

Patients seen in 24 months	Total	Change since previous quarter
Quarter ending March 2018	3,352	
Quarter ending June 2018	3,310	↓
Quarter ending September 2018	3,266	↓
Quarter ending December 2018	3,233	↓
Quarter ending March 2019	3,256	→
Variance since March 2018	(2.9%)	↓



ACTIVITY



Month	Adjusted Scheduled Activity (UDA)	
	2018	2019
April	561	756
May	1,587	1,847
June	2,199	2,420
July	3,310	3,597
August	4,366	4,608
September	5,283	5,490
October	6,348	6,510
November	7,495	7,927
December	7,993	9,214
January	8,712	10,099
February	9,830	11,107
March	10,803	12,504
April	11,403	
May	11,362	
June	11,368	

QUALITY

	Quantity	Base Number	Contract	AT	Region	England
% of FP17s for the same patient ID Re-attending within 3 months - Children	59	954	6.2%	10.7%	11.5%	11.8%
% of FP17s for the same patient ID Re-attending within 3 months - Adults	567	3,655	15.5%	14.1%	15.2%	15.7%
% of FP17s for the same patient ID Re-attending between 3 & 9 months - Children	551	954	57.8%	60.1%	60.2%	58.9%
% of FP17s for the same patient ID Re-attending between 3 & 9 months - Adults	2,075	3,655	56.8%	49.2%	51.8%	50.8%
% of FP17s for Band 1 Urgent Courses	300	4,376	6.9%	9.2%	8.1%	9.1%
% of FP17s Relating to Free Repair or Replacements	28	4,376	0.6%	0.7%	0.8%	0.8%
% of FP17s Relating to Continuations	67	4,376	1.5%	1.0%	0.9%	0.9%
% of Patients satisfied with the dentistry they have received	0	1	N/A	92.5%	92.7%	92.5%
% of Patients satisfied with the time they had to wait for an appointment	0	1	N/A	85.3%	87.4%	87.0%

* This is based on patients treated on this contract for their most recent course of treatment.

Figures in italics indicate the base number of FP17s or Patient Questionnaire responses are less than 100. N/A is shown where the base number of responses is less than 10 during the period. % is calculated as Quantity/Base number*100

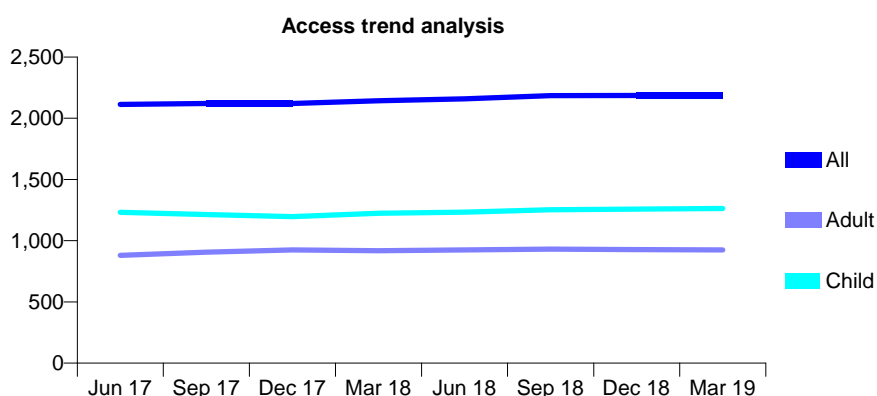
Q56 - Vital Signs At a Glance Contract Report for 168793/0001 - March 2019

Name or company name	Guildhall Dental Practice
Contract type name	GDS Contract
Purpose of contract	General and Orthodontic
Contract start date	01/04/2011
Contract end date	

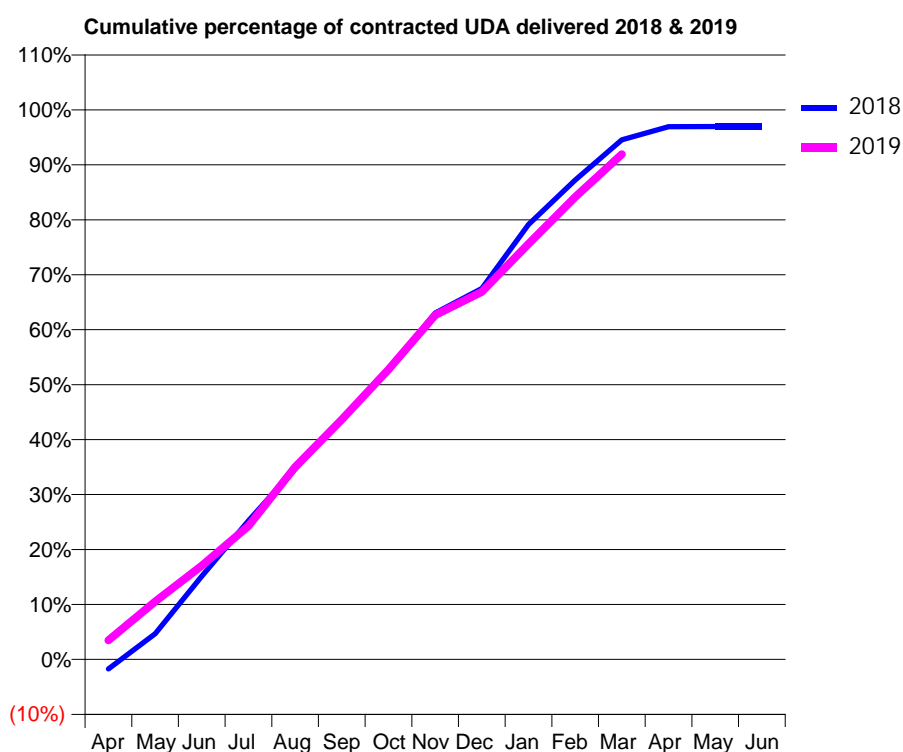
18/19 Contracted general activity (UDA)	4,199
Carry forward general activity (UDA)	127
18/19 Contracted orthodontic activity (UOA)	0
Carry forward orthodontic activity (UOA)	0
Baseline contract value	£105,383.79

ACCESS*

Patients seen in 24 months	Total	Change since previous quarter
Quarter ending March 2018	2,143	
Quarter ending June 2018	2,159	→
Quarter ending September 2018	2,185	→
Quarter ending December 2018	2,186	→
Quarter ending March 2019	2,187	→
Variance since March 2018	2.1%	↑



ACTIVITY



Month	Adjusted Scheduled Activity (UDA)	
	2018	2019
April	-74	146
May	196	441
June	636	715
July	1,060	1,020
August	1,456	1,471
September	1,837	1,833
October	2,205	2,215
November	2,647	2,630
December	2,834	2,809
January	3,323	3,174
February	3,663	3,533
March	3,970	3,860
April	4,071	
May	4,072	
June	4,072	

QUALITY

	Quantity	Base Number	Contract	AT	Region	England
% of FP17s for the same patient ID Re-attending within 3 months - Children	105	2,025	5.2%	10.7%	11.5%	11.8%
% of FP17s for the same patient ID Re-attending within 3 months - Adults	86	1,115	7.7%	14.1%	15.2%	15.7%
% of FP17s for the same patient ID Re-attending between 3 & 9 months - Children	1,444	2,025	71.3%	60.1%	60.2%	58.9%
% of FP17s for the same patient ID Re-attending between 3 & 9 months - Adults	752	1,115	67.4%	49.2%	51.8%	50.8%
% of FP17s for Band 1 Urgent Courses	120	3,046	3.9%	9.2%	8.1%	9.1%
% of FP17s Relating to Free Repair or Replacements	0	3,046	0.0%	0.7%	0.8%	0.8%
% of FP17s Relating to Continuations	2	3,046	0.1%	1.0%	0.9%	0.9%
% of Patients satisfied with the dentistry they have received	0	0	N/A	92.5%	92.7%	92.5%
% of Patients satisfied with the time they had to wait for an appointment	0	0	N/A	85.3%	87.4%	87.0%

* This is based on patients treated on this contract for their most recent course of treatment. Figures in italics indicate the base number of FP17s or Patient Questionnaire responses are less than 100. N/A is shown where the base number of responses is less than 10 during the period. % is calculated as Quantity/Base number*100

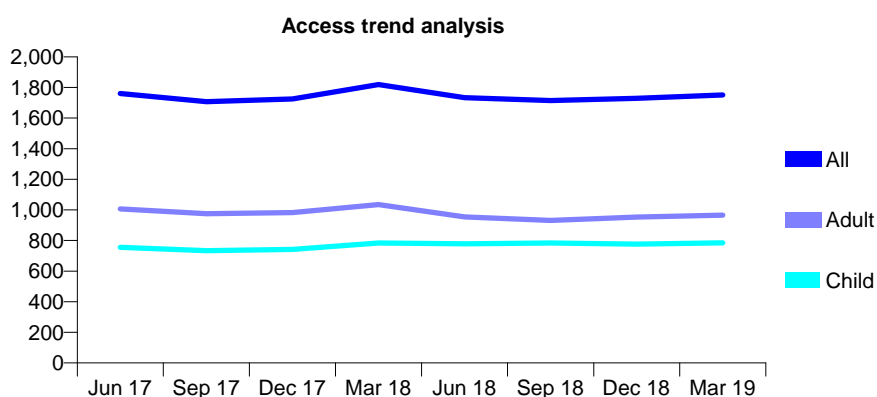
Q56 - Vital Signs At a Glance Contract Report for 171018/0001 - March 2019

Name or company name	The Hamptons Dental Care
Contract type name	GDS Contract
Purpose of contract	General
Contract start date	01/04/2009
Contract end date	

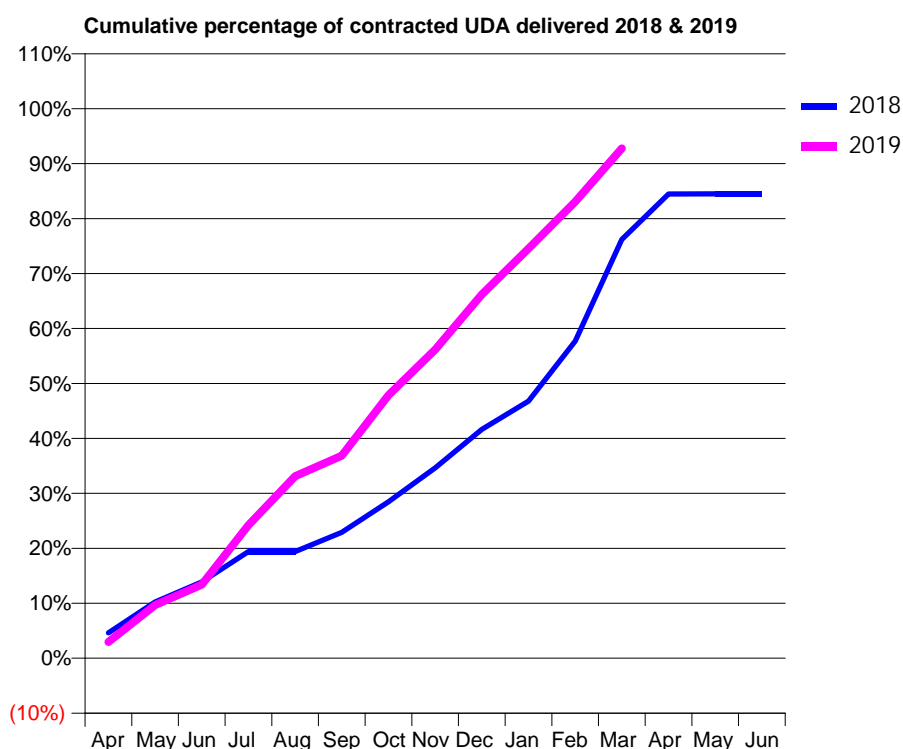
18/19 Contracted general activity (UDA)	3,694
Carry forward general activity (UDA)	0
18/19 Contracted orthodontic activity (UOA)	0
Carry forward orthodontic activity (UOA)	0
Baseline contract value	£89,009.59

ACCESS*

Patients seen in 24 months	Total	Change since previous quarter
Quarter ending March 2018	1,819	
Quarter ending June 2018	1,734	↓
Quarter ending September 2018	1,715	↓
Quarter ending December 2018	1,729	→
Quarter ending March 2019	1,751	→
Variance since March 2018	(3.7%)	↓



ACTIVITY



Adjusted Scheduled Activity (UDA)		
Month	2018	2019
April	171	109
May	378	358
June	513	495
July	718	894
August	718	1,224
September	846	1,361
October	1,052	1,768
November	1,280	2,074
December	1,538	2,445
January	1,728	2,753
February	2,132	3,069
March	2,814	3,427
April	3,120	
May	3,121	
June	3,121	

QUALITY

	Quantity	Base Number	Contract	AT	Region	England
% of FP17s for the same patient ID Re-attending within 3 months - Children	103	1,063	9.7%	10.7%	11.5%	11.8%
% of FP17s for the same patient ID Re-attending within 3 months - Adults	111	1,081	10.3%	14.1%	15.2%	15.7%
% of FP17s for the same patient ID Re-attending between 3 & 9 months - Children	277	1,063	26.1%	60.1%	60.2%	58.9%
% of FP17s for the same patient ID Re-attending between 3 & 9 months - Adults	304	1,081	28.1%	49.2%	51.8%	50.8%
% of FP17s for Band 1 Urgent Courses	135	2,008	6.7%	9.2%	8.1%	9.1%
% of FP17s Relating to Free Repair or Replacements	1	2,008	0.0%	0.7%	0.8%	0.8%
% of FP17s Relating to Continuations	0	2,008	0.0%	1.0%	0.9%	0.9%
% of Patients satisfied with the dentistry they have received	0	1	N/A	92.5%	92.7%	92.5%
% of Patients satisfied with the time they had to wait for an appointment	1	1	N/A	85.3%	87.4%	87.0%

* This is based on patients treated on this contract for their most recent course of treatment.

Figures in italics indicate the base number of FP17s or Patient Questionnaire responses are less than 100. N/A is shown where the base number of responses is less than 10 during the period. % is calculated as Quantity/Base number*100

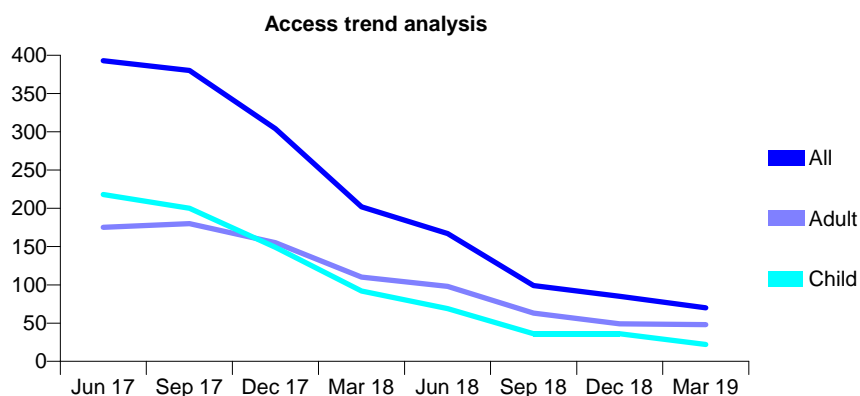
Q56 - Vital Signs At a Glance Contract Report for 171018/0002 - March 2019

Name or company name	The Hamptons Dental Care
Contract type name	GDS Contract
Purpose of contract	General
Contract start date	01/04/2009
Contract end date	

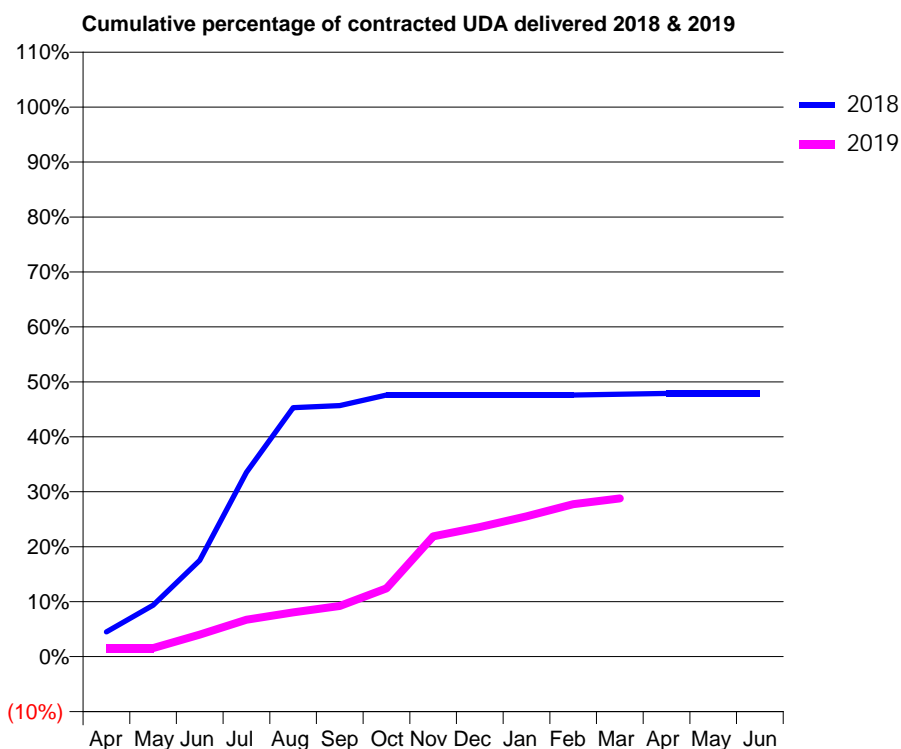
18/19 Contracted general activity (UDA)	806
Carry forward general activity (UDA)	0
18/19 Contracted orthodontic activity (UOA)	0
Carry forward orthodontic activity (UOA)	0
Baseline contract value	£20,640.69

ACCESS*

Patients seen in 24 months	Total	Change since previous quarter
Quarter ending March 2018	202	
Quarter ending June 2018	167	↓
Quarter ending September 2018	99	↓
Quarter ending December 2018	85	↓
Quarter ending March 2019	70	↓
Variance since March 2018	(65.3%)	↓



ACTIVITY



Month	Adjusted Scheduled Activity (UDA)	
	2018	2019
April	36	13
May	75	13
June	141	32
July	270	54
August	365	65
September	368	74
October	384	100
November	384	177
December	384	190
January	384	206
February	384	224
March	385	232
April	386	
May	386	
June	386	

QUALITY

	Quantity	Base Number	Contract	AT	Region	England
% of FP17s for the same patient ID Re-attending within 3 months - Children	2	49	4.1%	10.7%	11.5%	11.8%
% of FP17s for the same patient ID Re-attending within 3 months - Adults	5	123	4.1%	14.1%	15.2%	15.7%
% of FP17s for the same patient ID Re-attending between 3 & 9 months - Children	0	49	0.0%	60.1%	60.2%	58.9%
% of FP17s for the same patient ID Re-attending between 3 & 9 months - Adults	2	123	1.6%	49.2%	51.8%	50.8%
% of FP17s for Band 1 Urgent Courses	125	171	73.1%	9.2%	8.1%	9.1%
% of FP17s Relating to Free Repair or Replacements	0	171	0.0%	0.7%	0.8%	0.8%
% of FP17s Relating to Continuations	0	171	0.0%	1.0%	0.9%	0.9%
% of Patients satisfied with the dentistry they have received	0	0	N/A	92.5%	92.7%	92.5%
% of Patients satisfied with the time they had to wait for an appointment	0	0	N/A	85.3%	87.4%	87.0%

* This is based on patients treated on this contract for their most recent course of treatment. Figures in italics indicate the base number of FP17s or Patient Questionnaire responses are less than 100. N/A is shown where the base number of responses is less than 10 during the period. % is calculated as Quantity/Base number*100

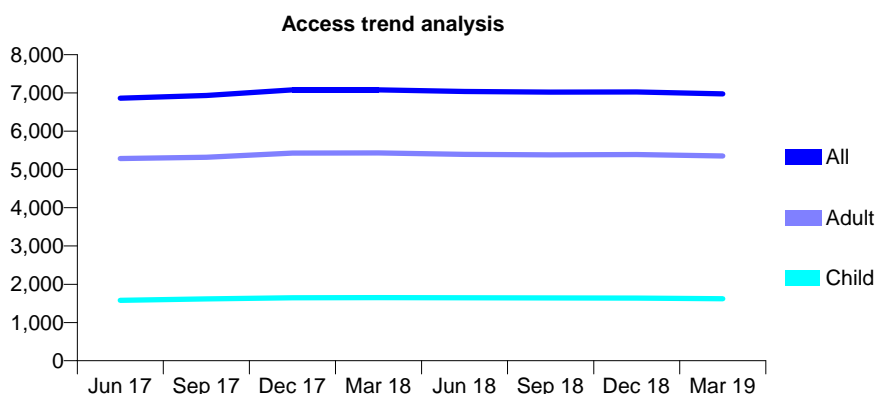
Q56 - Vital Signs At a Glance Contract Report for 171239/0001 - March 2019

Name or company name	The Loddon Dental Practice
Contract type name	GDS Contract
Purpose of contract	General and Orthodontic
Contract start date	13/10/2007
Contract end date	

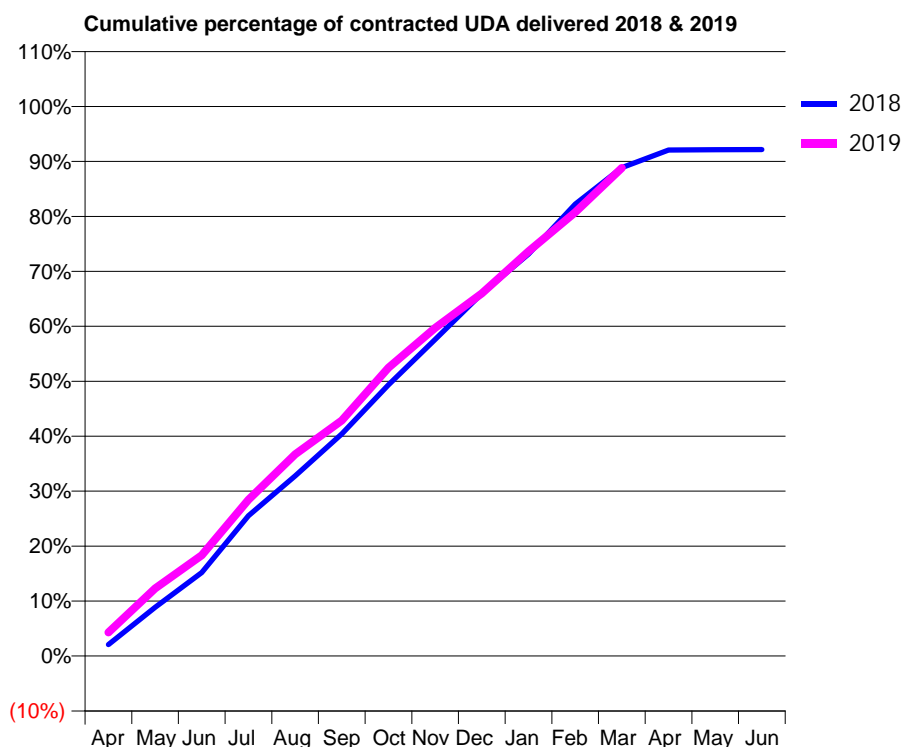
18/19 Contracted general activity (UDA)	18,962
Carry forward general activity (UDA)	0
18/19 Contracted orthodontic activity (UOA)	579
Carry forward orthodontic activity (UOA)	17
Baseline contract value	£535,210.99

ACCESS*

Patients seen in 24 months	Total	Change since previous quarter
Quarter ending March 2018	7,082	
Quarter ending June 2018	7,040	→
Quarter ending September 2018	7,021	→
Quarter ending December 2018	7,027	→
Quarter ending March 2019	6,973	→
Variance since March 2018	(1.5%)	↓



ACTIVITY



Month	Adjusted Scheduled Activity (UDA)	
	2018	2019
April	400	816
May	1,680	2,337
June	2,879	3,477
July	4,839	5,397
August	6,213	6,958
September	7,664	8,128
October	9,357	9,953
November	10,925	11,324
December	12,504	12,508
January	13,868	13,964
February	15,590	15,313
March	16,852	16,838
April	17,462	
May	17,471	
June	17,473	

QUALITY

	Quantity	Base Number	Contract	AT	Region	England
% of FP17s for the same patient ID Re-attending within 3 months - Children	226	2,578	8.8%	10.7%	11.5%	11.8%
% of FP17s for the same patient ID Re-attending within 3 months - Adults	967	7,325	13.2%	14.1%	15.2%	15.7%
% of FP17s for the same patient ID Re-attending between 3 & 9 months - Children	1,266	2,578	49.1%	60.1%	60.2%	58.9%
% of FP17s for the same patient ID Re-attending between 3 & 9 months - Adults	2,943	7,325	40.2%	49.2%	51.8%	50.8%
% of FP17s for Band 1 Urgent Courses	767	9,454	8.1%	9.2%	8.1%	9.1%
% of FP17s Relating to Free Repair or Replacements	49	9,454	0.5%	0.7%	0.8%	0.8%
% of FP17s Relating to Continuations	188	9,454	2.0%	1.0%	0.9%	0.9%
% of Patients satisfied with the dentistry they have received	4	5	N/A	92.5%	92.7%	92.5%
% of Patients satisfied with the time they had to wait for an appointment	4	5	N/A	85.3%	87.4%	87.0%

* This is based on patients treated on this contract for their most recent course of treatment. Figures in italics indicate the base number of FP17s or Patient Questionnaire responses are less than 100. N/A is shown where the base number of responses is less than 10 during the period. % is calculated as Quantity/Base number*100

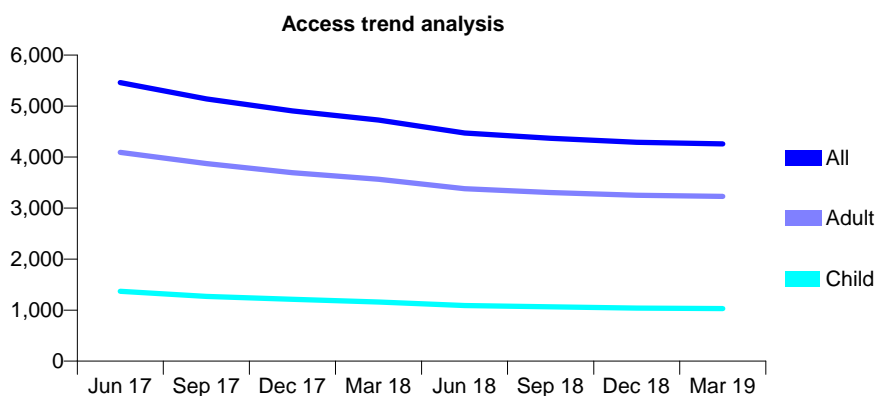
Q56 - Vital Signs At a Glance Contract Report for 171611/0001 - March 2019

Name or company name	Unnati Limited
Contract type name	GDS Contract
Purpose of contract	General
Contract start date	01/04/2010
Contract end date	

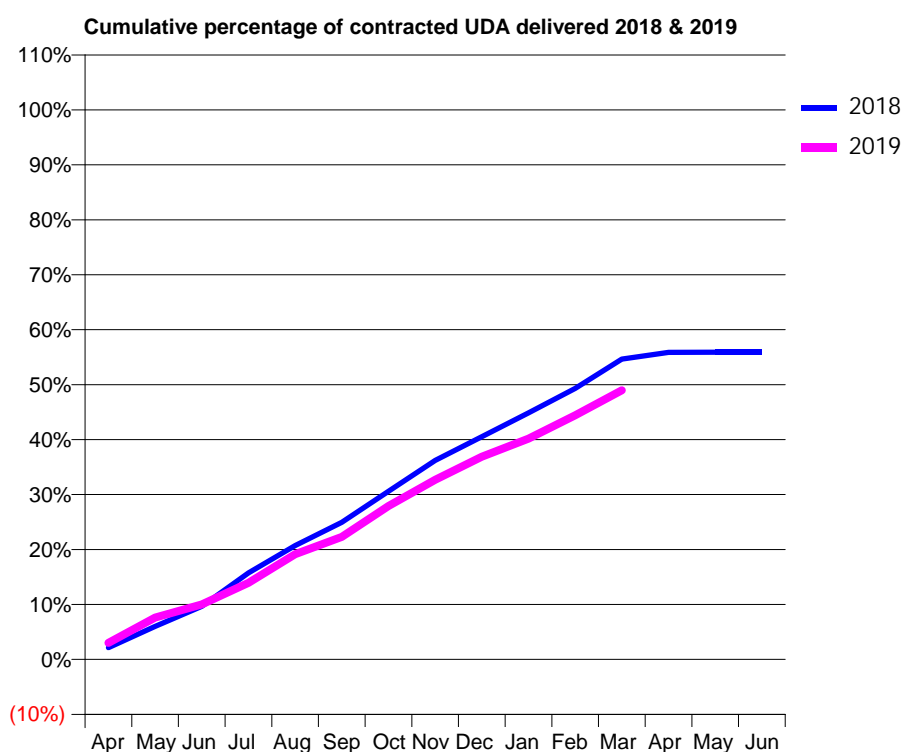
18/19 Contracted general activity (UDA)	22,500
Carry forward general activity (UDA)	0
18/19 Contracted orthodontic activity (UOA)	0
Carry forward orthodontic activity (UOA)	0
Baseline contract value	£799,631.51

ACCESS*

Patients seen in 24 months	Total	Change since previous quarter
Quarter ending March 2018	4,725	
Quarter ending June 2018	4,471	↓
Quarter ending September 2018	4,370	↓
Quarter ending December 2018	4,290	↓
Quarter ending March 2019	4,261	→
Variance since March 2018	(9.8%)	↓



ACTIVITY



Month	Adjusted Scheduled Activity (UDA)	
	2018	2019
April	481	681
May	1,352	1,716
June	2,171	2,252
July	3,541	3,138
August	4,665	4,313
September	5,613	5,017
October	6,880	6,280
November	8,151	7,356
December	9,114	8,300
January	10,090	9,038
February	11,097	9,994
March	12,293	11,020
April	12,573	
May	12,578	
June	12,578	

QUALITY

	Quantity	Base Number	Contract	AT	Region	England
% of FP17s for the same patient ID Re-attending within 3 months - Children	86	1,545	5.6%	10.7%	11.5%	11.8%
% of FP17s for the same patient ID Re-attending within 3 months - Adults	458	4,906	9.3%	14.1%	15.2%	15.7%
% of FP17s for the same patient ID Re-attending between 3 & 9 months - Children	1,028	1,545	66.5%	60.1%	60.2%	58.9%
% of FP17s for the same patient ID Re-attending between 3 & 9 months - Adults	3,338	4,906	68.0%	49.2%	51.8%	50.8%
% of FP17s for Band 1 Urgent Courses	296	6,314	4.7%	9.2%	8.1%	9.1%
% of FP17s Relating to Free Repair or Replacements	9	6,314	0.1%	0.7%	0.8%	0.8%
% of FP17s Relating to Continuations	61	6,314	1.0%	1.0%	0.9%	0.9%
% of Patients satisfied with the dentistry they have received	1	1	N/A	92.5%	92.7%	92.5%
% of Patients satisfied with the time they had to wait for an appointment	1	1	N/A	85.3%	87.4%	87.0%

* This is based on patients treated on this contract for their most recent course of treatment. Figures in italics indicate the base number of FP17s or Patient Questionnaire responses are less than 100. N/A is shown where the base number of responses is less than 10 during the period. % is calculated as Quantity/Base number*100

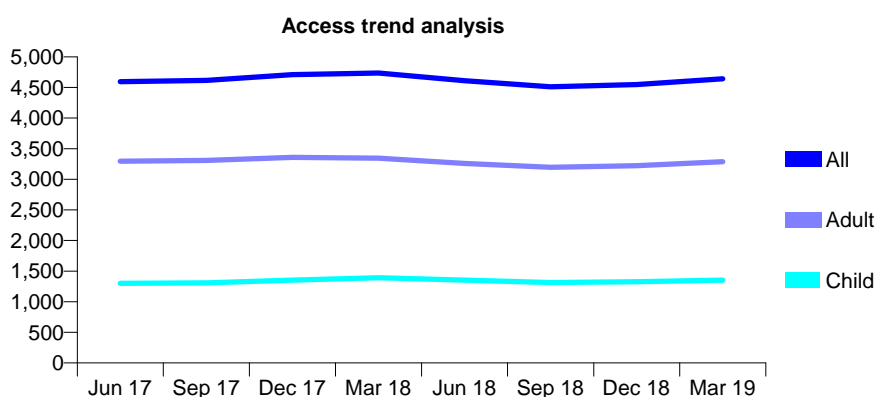
Q56 - Vital Signs At a Glance Contract Report for 173495/0001 - March 2019

Name or company name	West Earlhams Dental Health Practice Limited
Contract type name	Pilot Contract
Purpose of contract	General
Contract start date	01/01/2012
Contract end date	

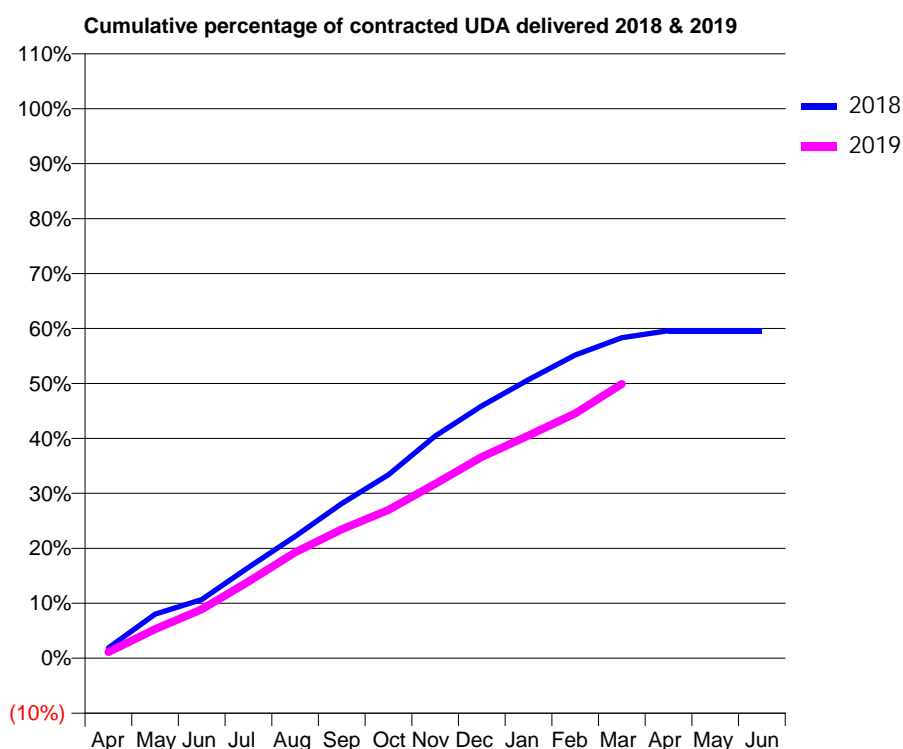
18/19 Contracted general activity (UDA)	15,830
Carry forward general activity (UDA)	0
18/19 Contracted orthodontic activity (UOA)	0
Carry forward orthodontic activity (UOA)	0
Baseline contract value	£360,997.08

ACCESS*

Patients seen in 24 months	Total	Change since previous quarter
Quarter ending March 2018	4,736	
Quarter ending June 2018	4,611	↓
Quarter ending September 2018	4,510	↓
Quarter ending December 2018	4,548	→
Quarter ending March 2019	4,641	↑
Variance since March 2018	(2.0%)	↓



ACTIVITY



Month	2018	2019
April	297	179
May	1,268	841
June	1,688	1,407
July	2,616	2,206
August	3,515	3,050
September	4,455	3,714
October	5,283	4,270
November	6,401	5,024
December	7,266	5,800
January	8,023	6,413
February	8,734	7,050
March	9,233	7,900
April	9,434	
May	9,435	
June	9,435	

QUALITY

	Quantity	Base Number	Contract	AT	Region	England
% of FP17s for the same patient ID Re-attending within 3 months - Children	57	1,590	3.6%	10.7%	11.5%	11.8%
% of FP17s for the same patient ID Re-attending within 3 months - Adults	197	3,042	6.5%	14.1%	15.2%	15.7%
% of FP17s for the same patient ID Re-attending between 3 & 9 months - Children	832	1,590	52.3%	60.1%	60.2%	58.9%
% of FP17s for the same patient ID Re-attending between 3 & 9 months - Adults	725	3,042	23.8%	49.2%	51.8%	50.8%
% of FP17s for Band 1 Urgent Courses	237	4,470	5.3%	9.2%	8.1%	9.1%
% of FP17s Relating to Free Repair or Replacements	29	4,470	0.6%	0.7%	0.8%	0.8%
% of FP17s Relating to Continuations	32	4,470	0.7%	1.0%	0.9%	0.9%
% of Patients satisfied with the dentistry they have received	0	0	N/A	92.5%	92.7%	92.5%
% of Patients satisfied with the time they had to wait for an appointment	0	0	N/A	85.3%	87.4%	87.0%

* This is based on patients treated on this contract for their most recent course of treatment.

Figures in italics indicate the base number of FP17s or Patient Questionnaire responses are less than 100. N/A is shown where the base number of responses is less than 10 during the period. % is calculated as Quantity/Base number*100

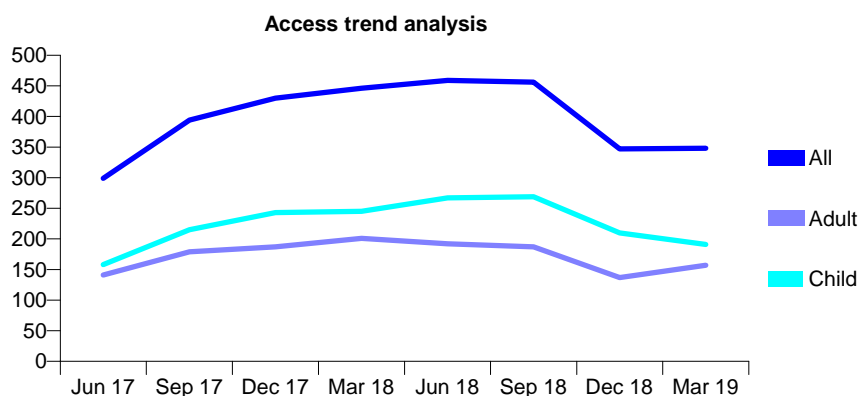
Q56 - Vital Signs At a Glance Contract Report for 173835/0001 - March 2019

Name or company name	Apex Dental Care Partnership Gorleston-on
Contract type name	GDS Contract
Purpose of contract	General
Contract start date	01/12/2013
Contract end date	

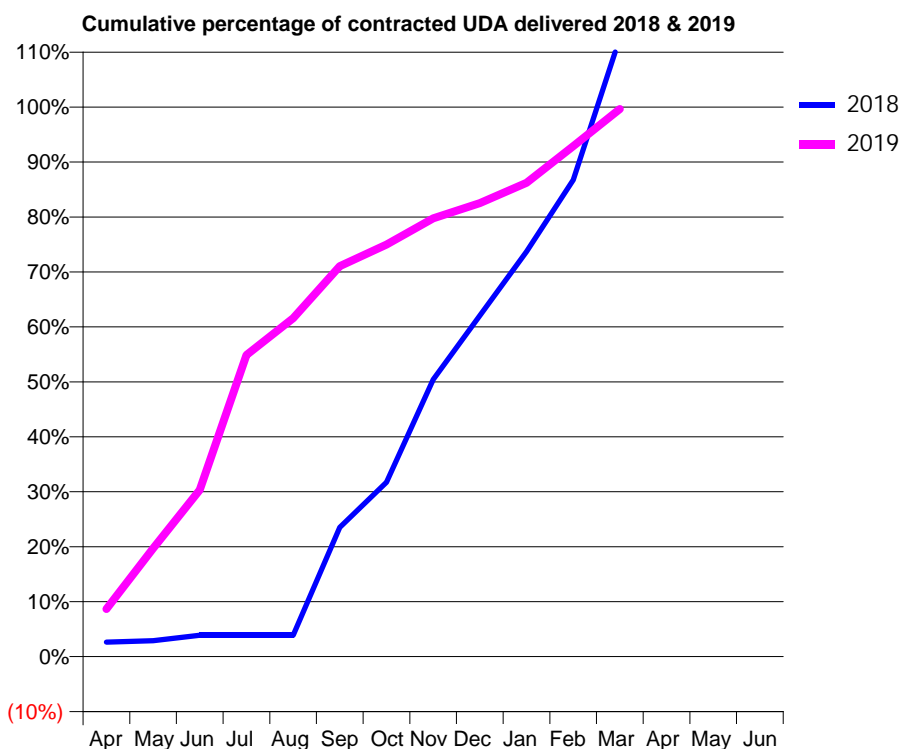
18/19 Contracted general activity (UDA)	800
Carry forward general activity (UDA)	-16
18/19 Contracted orthodontic activity (UOA)	0
Carry forward orthodontic activity (UOA)	0
Baseline contract value	£17,238.43

ACCESS*

Patients seen in 24 months	Total	Change since previous quarter
Quarter ending March 2018	446	
Quarter ending June 2018	459	↑
Quarter ending September 2018	456	→
Quarter ending December 2018	347	↓
Quarter ending March 2019	348	→
Variance since March 2018	(22.0%)	↓



ACTIVITY



Month	Adjusted Scheduled Activity (UDA)	
	2018	2019
April	21	69
May	23	158
June	31	243
July	31	439
August	31	493
September	188	568
October	254	600
November	404	638
December	496	660
January	589	690
February	694	743
March	900	797
April	941	
May	941	
June	941	

QUALITY

	Quantity	Base Number	Contract	AT	Region	England
% of FP17s for the same patient ID Re-attending within 3 months - Children	19	265	7.2%	10.7%	11.5%	11.8%
% of FP17s for the same patient ID Re-attending within 3 months - Adults	19	159	11.9%	14.1%	15.2%	15.7%
% of FP17s for the same patient ID Re-attending between 3 & 9 months - Children	142	265	53.6%	60.1%	60.2%	58.9%
% of FP17s for the same patient ID Re-attending between 3 & 9 months - Adults	62	159	39.0%	49.2%	51.8%	50.8%
% of FP17s for Band 1 Urgent Courses	36	400	9.0%	9.2%	8.1%	9.1%
% of FP17s Relating to Free Repair or Replacements	4	400	1.0%	0.7%	0.8%	0.8%
% of FP17s Relating to Continuations	0	400	0.0%	1.0%	0.9%	0.9%
% of Patients satisfied with the dentistry they have received	0	0	N/A	92.5%	92.7%	92.5%
% of Patients satisfied with the time they had to wait for an appointment	0	0	N/A	85.3%	87.4%	87.0%

* This is based on patients treated on this contract for their most recent course of treatment. Figures in italics indicate the base number of FP17s or Patient Questionnaire responses are less than 100. N/A is shown where the base number of responses is less than 10 during the period. % is calculated as Quantity/Base number*100

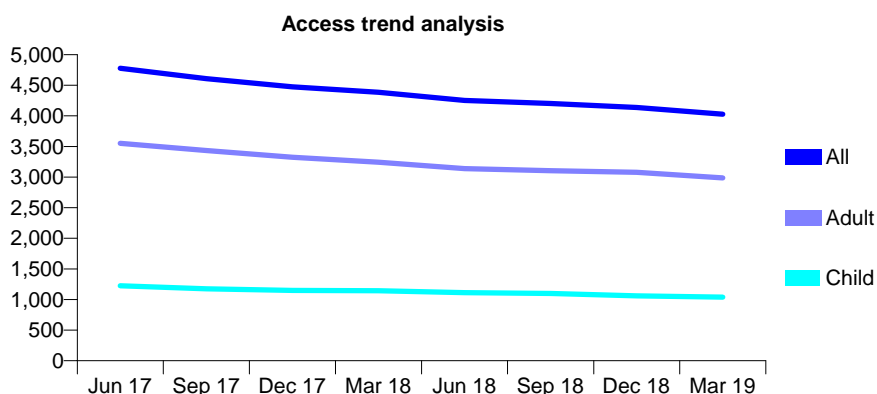
Q56 - Vital Signs At a Glance Contract Report for 174173/0002 - March 2019

Name or company name	Advance Dental Health Limited
Contract type name	GDS Contract
Purpose of contract	General
Contract start date	01/11/2011
Contract end date	

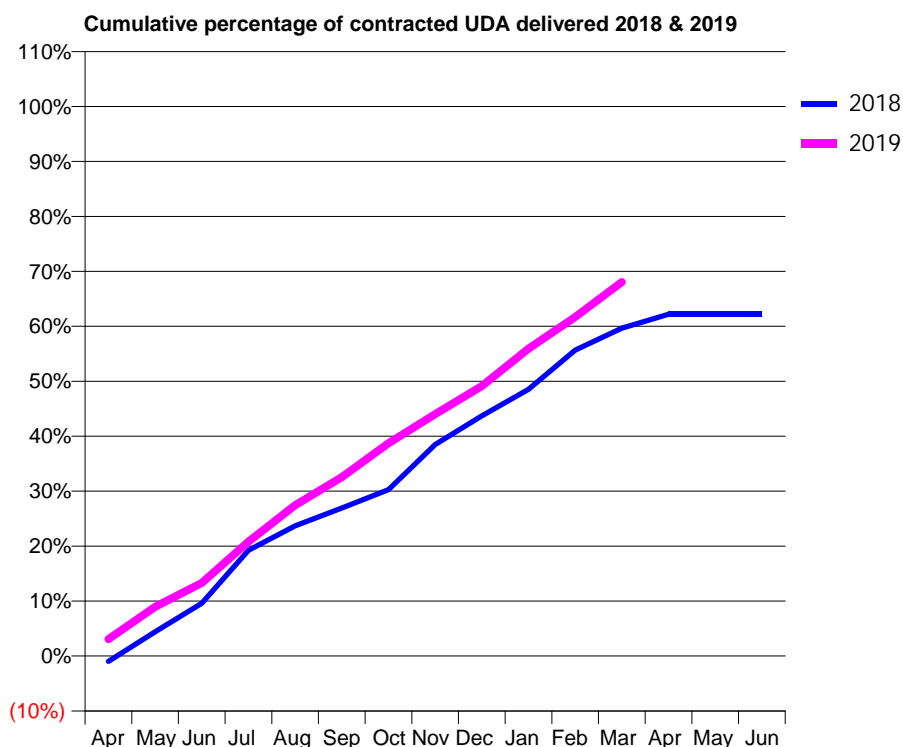
18/19 Contracted general activity (UDA)	13,500
Carry forward general activity (UDA)	0
18/19 Contracted orthodontic activity (UOA)	0
Carry forward orthodontic activity (UOA)	0
Baseline contract value	£337,719.60

ACCESS*

Patients seen in 24 months	Total	Change since previous quarter
Quarter ending March 2018	4,386	
Quarter ending June 2018	4,252	↓
Quarter ending September 2018	4,203	↓
Quarter ending December 2018	4,137	↓
Quarter ending March 2019	4,028	↓
Variance since March 2018	(8.2%)	↓



ACTIVITY



Month	Adjusted Scheduled Activity (UDA)	
	2018	2019
April	-134	413
May	598	1,209
June	1,296	1,795
July	2,595	2,809
August	3,200	3,706
September	3,634	4,394
October	4,087	5,226
November	5,196	5,940
December	5,898	6,629
January	6,552	7,550
February	7,515	8,328
March	8,053	9,186
April	8,394	
May	8,394	
June	8,394	

QUALITY

	Quantity	Base Number	Contract	AT	Region	England
% of FP17s for the same patient ID Re-attending within 3 months - Children	105	1,277	8.2%	10.7%	11.5%	11.8%
% of FP17s for the same patient ID Re-attending within 3 months - Adults	526	3,623	14.5%	14.1%	15.2%	15.7%
% of FP17s for the same patient ID Re-attending between 3 & 9 months - Children	387	1,277	30.3%	60.1%	60.2%	58.9%
% of FP17s for the same patient ID Re-attending between 3 & 9 months - Adults	1,196	3,623	33.0%	49.2%	51.8%	50.8%
% of FP17s for Band 1 Urgent Courses	452	4,752	9.5%	9.2%	8.1%	9.1%
% of FP17s Relating to Free Repair or Replacements	81	4,752	1.7%	0.7%	0.8%	0.8%
% of FP17s Relating to Continuations	101	4,752	2.1%	1.0%	0.9%	0.9%
% of Patients satisfied with the dentistry they have received	1	1	N/A	92.5%	92.7%	92.5%
% of Patients satisfied with the time they had to wait for an appointment	1	1	N/A	85.3%	87.4%	87.0%

* This is based on patients treated on this contract for their most recent course of treatment. Figures in italics indicate the base number of FP17s or Patient Questionnaire responses are less than 100. N/A is shown where the base number of responses is less than 10 during the period. % is calculated as Quantity/Base number*100

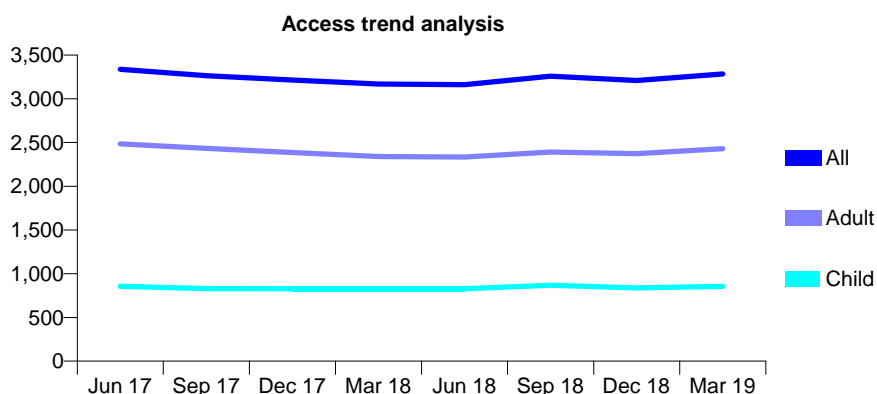
Q56 - Vital Signs At a Glance Contract Report for 174173/0003 - March 2019

Name or company name	Advance Dental Health Limited
Contract type name	GDS Contract
Purpose of contract	General
Contract start date	01/11/2011
Contract end date	

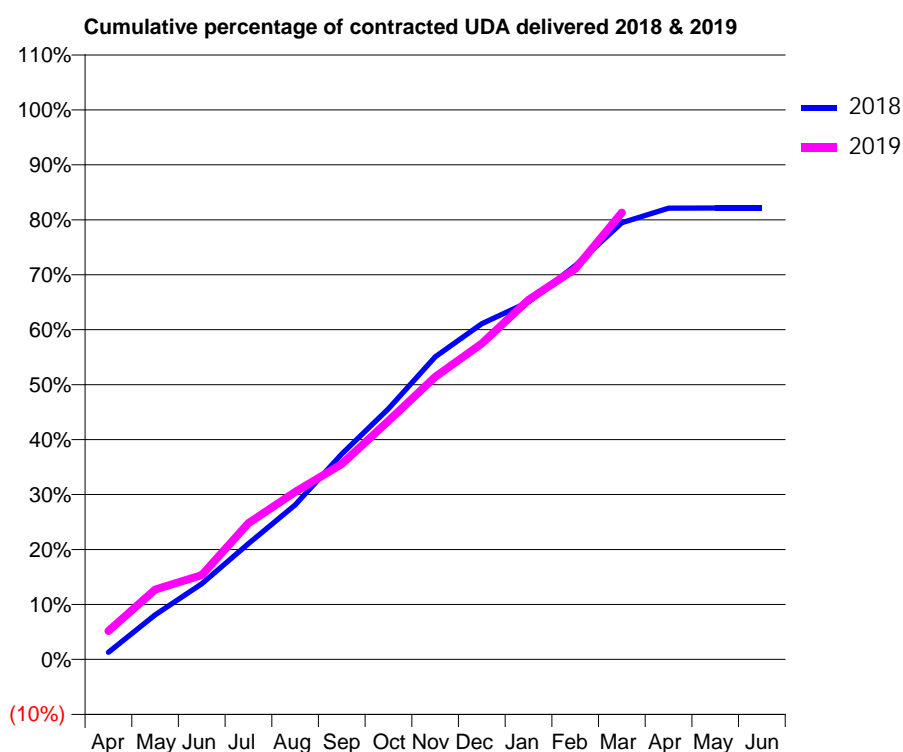
18/19 Contracted general activity (UDA)	12,120
Carry forward general activity (UDA)	0
18/19 Contracted orthodontic activity (UOA)	0
Carry forward orthodontic activity (UOA)	0
Baseline contract value	£296,940.35

ACCESS*

Patients seen in 24 months	Total	Change since previous quarter
Quarter ending March 2018	3,169	
Quarter ending June 2018	3,161	→
Quarter ending September 2018	3,259	↑
Quarter ending December 2018	3,209	↓
Quarter ending March 2019	3,284	↑
Variance since March 2018	3.6%	↑



ACTIVITY



Month	2018	2019
April	158	627
May	984	1,539
June	1,669	1,862
July	2,555	3,005
August	3,406	3,695
September	4,532	4,308
October	5,530	5,260
November	6,673	6,230
December	7,406	6,965
January	7,884	7,931
February	8,684	8,612
March	9,632	9,852
April	9,953	
May	9,954	
June	9,954	

QUALITY

	Quantity	Base Number	Contract	AT	Region	England
% of FP17s for the same patient ID Re-attending within 3 months - Children	85	1,187	7.2%	10.7%	11.5%	11.8%
% of FP17s for the same patient ID Re-attending within 3 months - Adults	442	3,123	14.2%	14.1%	15.2%	15.7%
% of FP17s for the same patient ID Re-attending between 3 & 9 months - Children	594	1,187	50.0%	60.1%	60.2%	58.9%
% of FP17s for the same patient ID Re-attending between 3 & 9 months - Adults	1,345	3,123	43.1%	49.2%	51.8%	50.8%
% of FP17s for Band 1 Urgent Courses	413	4,181	9.9%	9.2%	8.1%	9.1%
% of FP17s Relating to Free Repair or Replacements	58	4,181	1.4%	0.7%	0.8%	0.8%
% of FP17s Relating to Continuations	142	4,181	3.4%	1.0%	0.9%	0.9%
% of Patients satisfied with the dentistry they have received	4	4	N/A	92.5%	92.7%	92.5%
% of Patients satisfied with the time they had to wait for an appointment	3	4	N/A	85.3%	87.4%	87.0%

* This is based on patients treated on this contract for their most recent course of treatment. Figures in italics indicate the base number of FP17s or Patient Questionnaire responses are less than 100. N/A is shown where the base number of responses is less than 10 during the period. % is calculated as Quantity/Base number*100

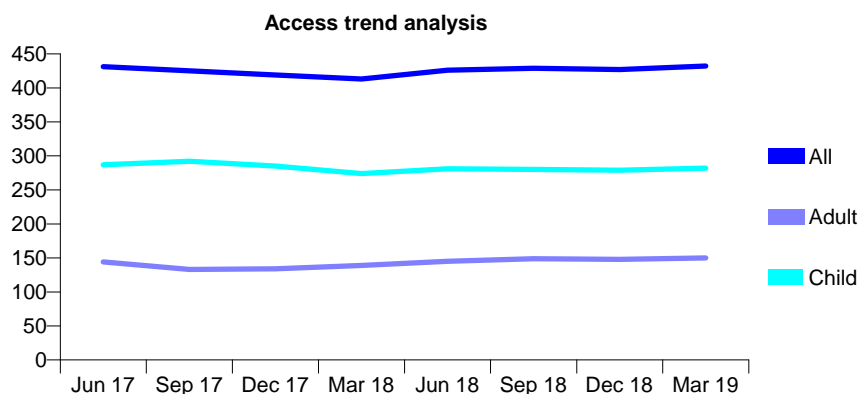
Q56 - Vital Signs At a Glance Contract Report for 175196/0001 - March 2019

Name or company name	Christchurch Dental Practice Ltd
Contract type name	PDS Contract
Purpose of contract	General
Contract start date	01/06/2010
Contract end date	31/03/2020

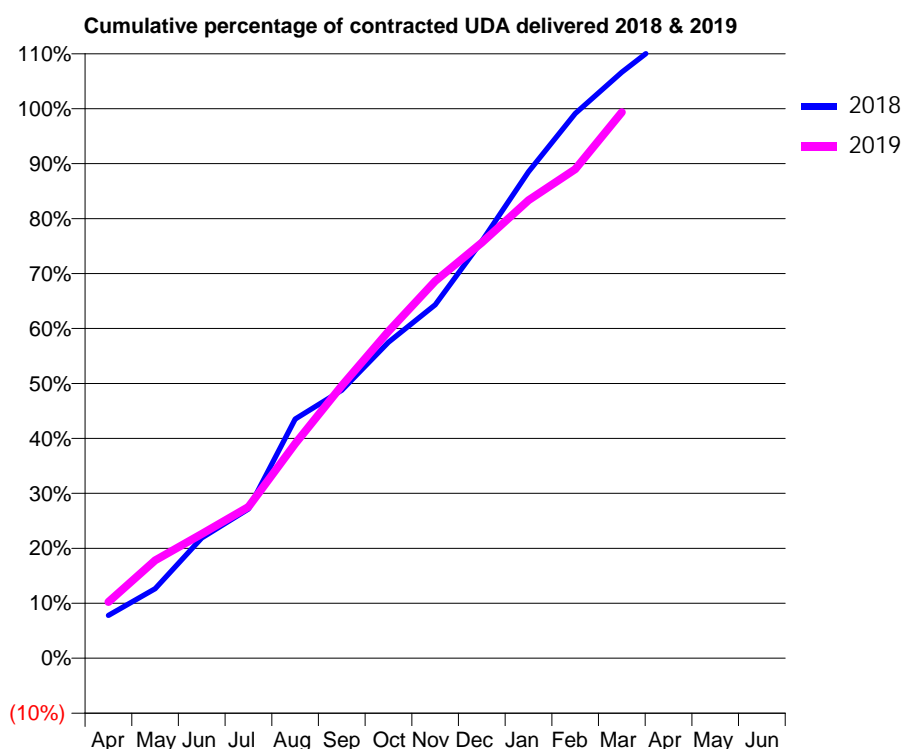
18/19 Contracted general activity (UDA)	900
Carry forward general activity (UDA)	-18
18/19 Contracted orthodontic activity (UOA)	0
Carry forward orthodontic activity (UOA)	0
Baseline contract value	£24,068.59

ACCESS*

Patients seen in 24 months	Total	Change since previous quarter
Quarter ending March 2018	413	
Quarter ending June 2018	426	↑
Quarter ending September 2018	429	→
Quarter ending December 2018	427	→
Quarter ending March 2019	432	→
Variance since March 2018	4.6%	↑



ACTIVITY



Month	2018	2019
April	70	92
May	114	160
June	197	203
July	244	248
August	392	351
September	439	446
October	517	535
November	579	618
December	683	680
January	797	750
February	892	801
March	960	894
April	1,019	
May	1,019	
June	1,020	

QUALITY

	Quantity	Base Number	Contract	AT	Region	England
% of FP17s for the same patient ID Re-attending within 3 months - Children	56	492	11.4%	10.7%	11.5%	11.8%
% of FP17s for the same patient ID Re-attending within 3 months - Adults	22	155	14.2%	14.1%	15.2%	15.7%
% of FP17s for the same patient ID Re-attending between 3 & 9 months - Children	320	492	65.0%	60.1%	60.2%	58.9%
% of FP17s for the same patient ID Re-attending between 3 & 9 months - Adults	70	155	45.2%	49.2%	51.8%	50.8%
% of FP17s for Band 1 Urgent Courses	35	615	5.7%	9.2%	8.1%	9.1%
% of FP17s Relating to Free Repair or Replacements	0	615	0.0%	0.7%	0.8%	0.8%
% of FP17s Relating to Continuations	0	615	0.0%	1.0%	0.9%	0.9%
% of Patients satisfied with the dentistry they have received	0	0	N/A	92.5%	92.7%	92.5%
% of Patients satisfied with the time they had to wait for an appointment	0	0	N/A	85.3%	87.4%	87.0%

* This is based on patients treated on this contract for their most recent course of treatment.

Figures in italics indicate the base number of FP17s or Patient Questionnaire responses are less than 100. N/A is shown where the base number of responses is less than 10 during the period. % is calculated as Quantity/Base number*100

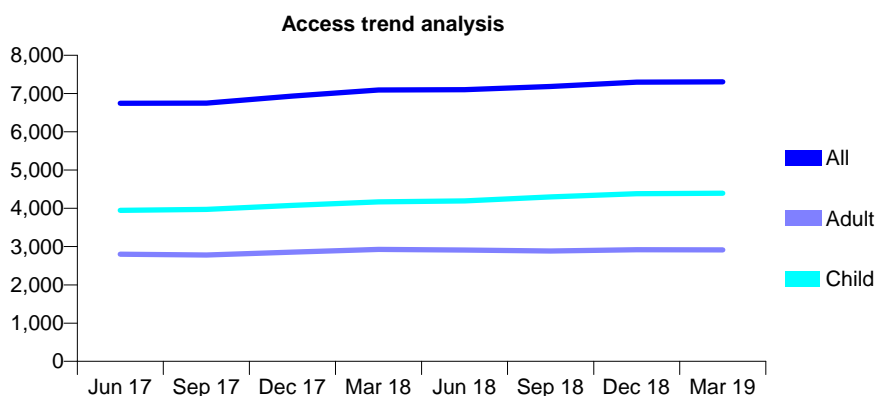
Q56 - Vital Signs At a Glance Contract Report for 175900/0002 - March 2019

Name or company name	Onefiveseven Partnership
Contract type name	GDS Contract
Purpose of contract	General
Contract start date	01/04/2010
Contract end date	

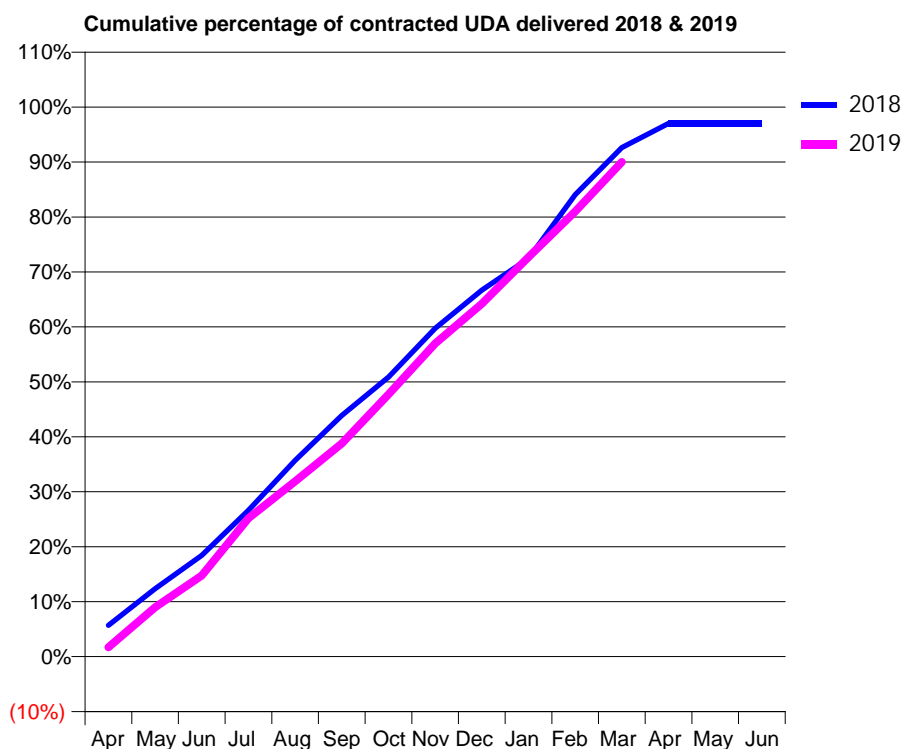
18/19 Contracted general activity (UDA)	19,896
Carry forward general activity (UDA)	591
18/19 Contracted orthodontic activity (UOA)	0
Carry forward orthodontic activity (UOA)	0
Baseline contract value	£492,510.93

ACCESS*

Patients seen in 24 months	Total	Change since previous quarter
Quarter ending March 2018	7,093	
Quarter ending June 2018	7,104	→
Quarter ending September 2018	7,181	→
Quarter ending December 2018	7,298	→
Quarter ending March 2019	7,306	→
Variance since March 2018	3.0%	↑



ACTIVITY



Month	Adjusted Scheduled Activity (UDA)	
	2018	2019
April	1,132	339
May	2,462	1,791
June	3,668	2,934
July	5,301	5,008
August	7,103	6,346
September	8,734	7,718
October	10,118	9,493
November	11,886	11,336
December	13,263	12,771
January	14,415	14,466
February	16,723	16,112
March	18,427	17,903
April	19,299	
May	19,305	
June	19,305	

QUALITY

	Quantity	Base Number	Contract	AT	Region	England
% of FP17s for the same patient ID Re-attending within 3 months - Children	397	6,783	5.9%	10.7%	11.5%	11.8%
% of FP17s for the same patient ID Re-attending within 3 months - Adults	583	3,609	16.2%	14.1%	15.2%	15.7%
% of FP17s for the same patient ID Re-attending between 3 & 9 months - Children	4,256	6,783	62.7%	60.1%	60.2%	58.9%
% of FP17s for the same patient ID Re-attending between 3 & 9 months - Adults	1,934	3,609	53.6%	49.2%	51.8%	50.8%
% of FP17s for Band 1 Urgent Courses	625	9,999	6.3%	9.2%	8.1%	9.1%
% of FP17s Relating to Free Repair or Replacements	2	9,999	0.0%	0.7%	0.8%	0.8%
% of FP17s Relating to Continuations	0	9,999	0.0%	1.0%	0.9%	0.9%
% of Patients satisfied with the dentistry they have received	2	2	N/A	92.5%	92.7%	92.5%
% of Patients satisfied with the time they had to wait for an appointment	2	2	N/A	85.3%	87.4%	87.0%

* This is based on patients treated on this contract for their most recent course of treatment. Figures in italics indicate the base number of FP17s or Patient Questionnaire responses are less than 100. N/A is shown where the base number of responses is less than 10 during the period. % is calculated as Quantity/Base number*100

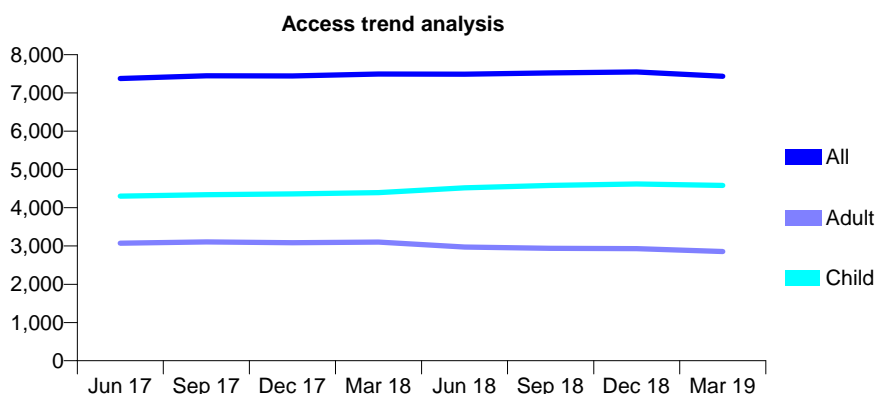
Q56 - Vital Signs At a Glance Contract Report for 175900/0003 - March 2019

Name or company name	Onefiveseven Partnership
Contract type name	GDS Contract
Purpose of contract	General
Contract start date	01/04/2010
Contract end date	

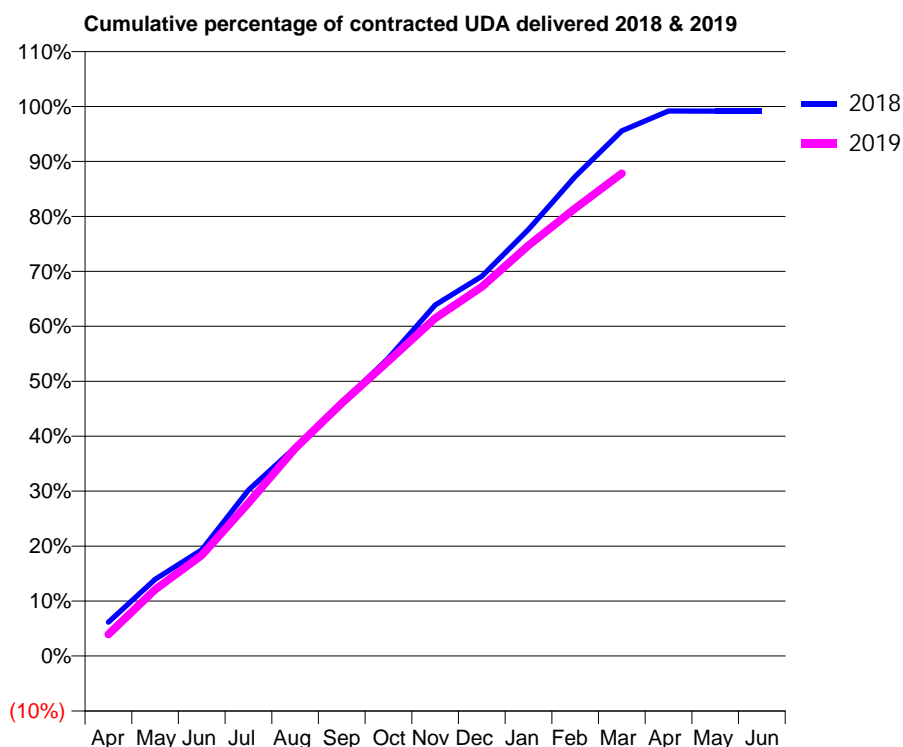
18/19 Contracted general activity (UDA)	20,573
Carry forward general activity (UDA)	176
18/19 Contracted orthodontic activity (UOA)	0
Carry forward orthodontic activity (UOA)	0
Baseline contract value	£439,938.51

ACCESS*

Patients seen in 24 months	Total	Change since previous quarter
Quarter ending March 2018	7,493	
Quarter ending June 2018	7,490	→
Quarter ending September 2018	7,523	→
Quarter ending December 2018	7,550	→
Quarter ending March 2019	7,433	↓
Variance since March 2018	(0.8%)	→



ACTIVITY



Month	Adjusted Scheduled Activity (UDA)	
	2018	2019
April	1,264	810
May	2,874	2,487
June	3,976	3,773
July	6,208	5,736
August	7,812	7,778
September	9,473	9,464
October	11,155	11,045
November	13,143	12,643
December	14,216	13,821
January	15,971	15,368
February	17,954	16,764
March	19,664	18,066
April	20,401	
May	20,397	
June	20,397	

QUALITY

	Quantity	Base Number	Contract	AT	Region	England
% of FP17s for the same patient ID Re-attending within 3 months - Children	524	6,815	7.7%	10.7%	11.5%	11.8%
% of FP17s for the same patient ID Re-attending within 3 months - Adults	740	3,453	21.4%	14.1%	15.2%	15.7%
% of FP17s for the same patient ID Re-attending between 3 & 9 months - Children	4,132	6,815	60.6%	60.1%	60.2%	58.9%
% of FP17s for the same patient ID Re-attending between 3 & 9 months - Adults	1,819	3,453	52.7%	49.2%	51.8%	50.8%
% of FP17s for Band 1 Urgent Courses	847	9,920	8.5%	9.2%	8.1%	9.1%
% of FP17s Relating to Free Repair or Replacements	0	9,920	0.0%	0.7%	0.8%	0.8%
% of FP17s Relating to Continuations	2	9,920	0.0%	1.0%	0.9%	0.9%
% of Patients satisfied with the dentistry they have received	3	3	N/A	92.5%	92.7%	92.5%
% of Patients satisfied with the time they had to wait for an appointment	3	3	N/A	85.3%	87.4%	87.0%

* This is based on patients treated on this contract for their most recent course of treatment.

Figures in italics indicate the base number of FP17s or Patient Questionnaire responses are less than 100. N/A is shown where the base number of responses is less than 10 during the period. % is calculated as Quantity/Base number*100

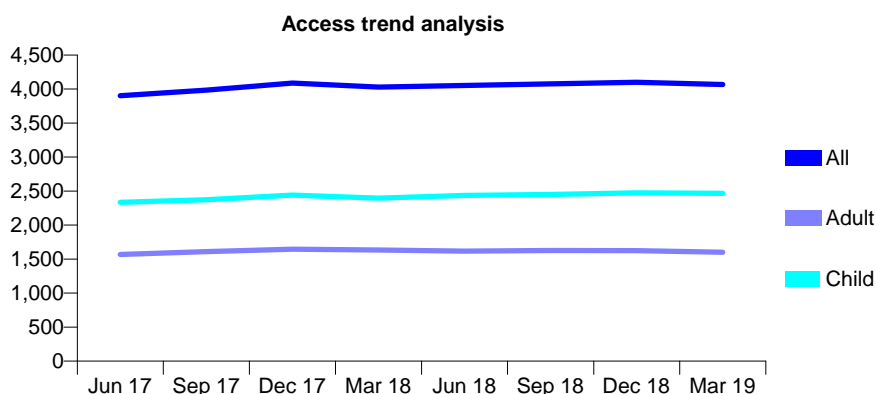
Q56 - Vital Signs At a Glance Contract Report for 175900/0004 - March 2019

Name or company name	Onefiveseven Partnership
Contract type name	GDS Contract
Purpose of contract	General
Contract start date	01/04/2010
Contract end date	

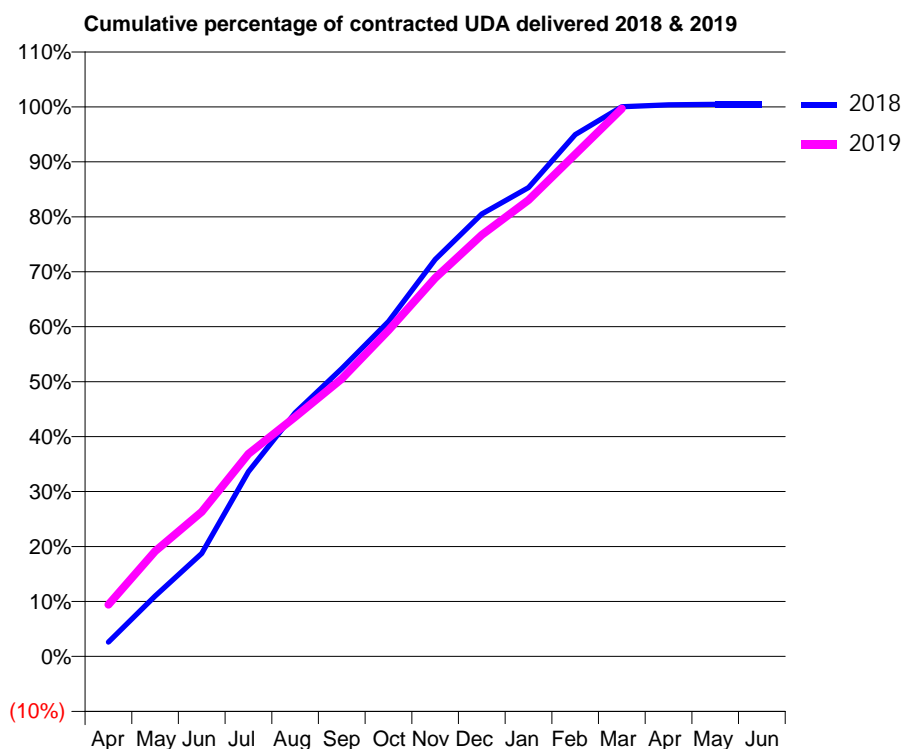
18/19 Contracted general activity (UDA)	10,449
Carry forward general activity (UDA)	-46
18/19 Contracted orthodontic activity (UOA)	0
Carry forward orthodontic activity (UOA)	0
Baseline contract value	£272,368.82

ACCESS*

Patients seen in 24 months	Total	Change since previous quarter
Quarter ending March 2018	4,031	
Quarter ending June 2018	4,054	→
Quarter ending September 2018	4,077	→
Quarter ending December 2018	4,099	→
Quarter ending March 2019	4,067	→
Variance since March 2018	0.9%	→



ACTIVITY



Month	2018	2019
April	272	986
May	1,149	2,003
June	1,958	2,751
July	3,513	3,849
August	4,635	4,553
September	5,474	5,278
October	6,368	6,202
November	7,548	7,196
December	8,411	8,015
January	8,914	8,679
February	9,920	9,549
March	10,452	10,414
April	10,488	
May	10,495	
June	10,495	

QUALITY

	Quantity	Base Number	Contract	AT	Region	England
% of FP17s for the same patient ID Re-attending within 3 months - Children	254	3,846	6.6%	10.7%	11.5%	11.8%
% of FP17s for the same patient ID Re-attending within 3 months - Adults	298	1,776	16.8%	14.1%	15.2%	15.7%
% of FP17s for the same patient ID Re-attending between 3 & 9 months - Children	2,420	3,846	62.9%	60.1%	60.2%	58.9%
% of FP17s for the same patient ID Re-attending between 3 & 9 months - Adults	1,000	1,776	56.3%	49.2%	51.8%	50.8%
% of FP17s for Band 1 Urgent Courses	407	5,590	7.3%	9.2%	8.1%	9.1%
% of FP17s Relating to Free Repair or Replacements	0	5,590	0.0%	0.7%	0.8%	0.8%
% of FP17s Relating to Continuations	0	5,590	0.0%	1.0%	0.9%	0.9%
% of Patients satisfied with the dentistry they have received	2	2	N/A	92.5%	92.7%	92.5%
% of Patients satisfied with the time they had to wait for an appointment	2	2	N/A	85.3%	87.4%	87.0%

* This is based on patients treated on this contract for their most recent course of treatment.

Figures in italics indicate the base number of FP17s or Patient Questionnaire responses are less than 100. N/A is shown where the base number of responses is less than 10 during the period. % is calculated as Quantity/Base number*100

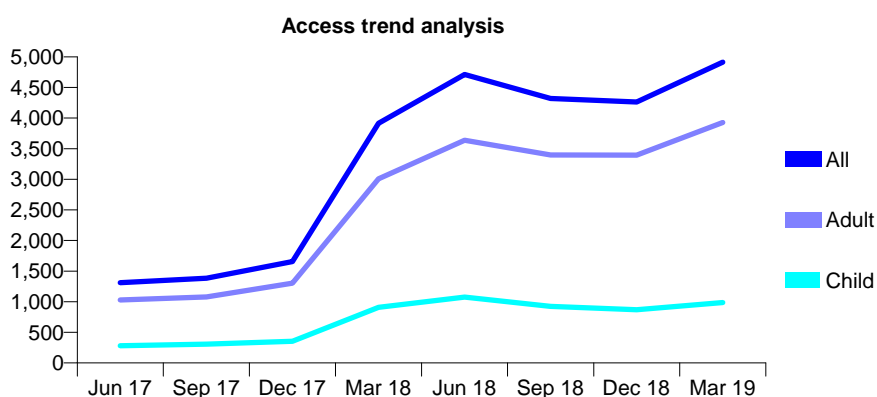
Q56 - Vital Signs At a Glance Contract Report for 176702/0001 - March 2019

Name or company name	Jeffrey Sherer and Larry Levin
Contract type name	GDS Contract
Purpose of contract	General and Orthodontic
Contract start date	01/04/2012
Contract end date	

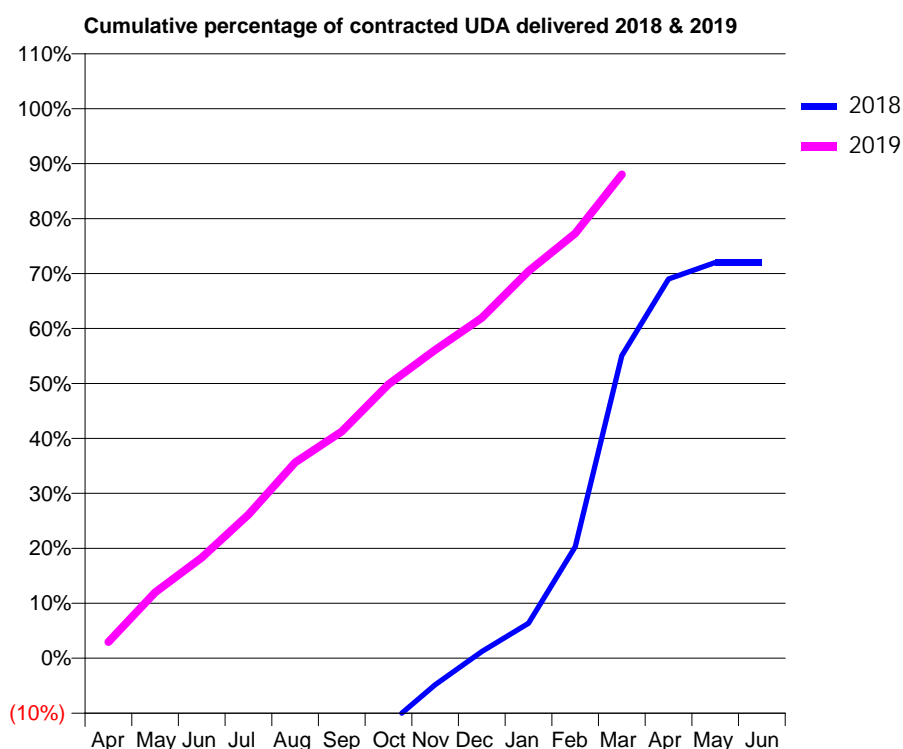
18/19 Contracted general activity (UDA)	12,500
Carry forward general activity (UDA)	497
18/19 Contracted orthodontic activity (UOA)	733
Carry forward orthodontic activity (UOA)	12
Baseline contract value	£323,433.59

ACCESS*

Patients seen in 24 months	Total	Change since previous quarter
Quarter ending March 2018	3,914	
Quarter ending June 2018	4,713	↑
Quarter ending September 2018	4,322	↓
Quarter ending December 2018	4,263	↓
Quarter ending March 2019	4,915	↑
Variance since March 2018	25.6%	↑



ACTIVITY



Month	Adjusted Scheduled Activity (UDA)	
	2018	2019
April	-2,999	371
May	-2,987	1,498
June	-2,976	2,288
July	-2,971	3,268
August	-2,723	4,456
September	-1,959	5,158
October	-1,512	6,230
November	-604	7,013
December	154	7,740
January	796	8,803
February	2,537	9,663
March	6,881	11,003
April	8,624	
May	9,003	
June	9,003	

QUALITY

	Quantity	Base Number	Contract	AT	Region	England
% of FP17s for the same patient ID Re-attending within 3 months - Children	126	1,355	9.3%	10.7%	11.5%	11.8%
% of FP17s for the same patient ID Re-attending within 3 months - Adults	898	5,827	15.4%	14.1%	15.2%	15.7%
% of FP17s for the same patient ID Re-attending between 3 & 9 months - Children	356	1,355	26.3%	60.1%	60.2%	58.9%
% of FP17s for the same patient ID Re-attending between 3 & 9 months - Adults	1,654	5,827	28.4%	49.2%	51.8%	50.8%
% of FP17s for Band 1 Urgent Courses	1,298	6,357	20.4%	9.2%	8.1%	9.1%
% of FP17s Relating to Free Repair or Replacements	16	6,357	0.3%	0.7%	0.8%	0.8%
% of FP17s Relating to Continuations	68	6,357	1.1%	1.0%	0.9%	0.9%
% of Patients satisfied with the dentistry they have received	11	11	100.0%	92.5%	92.7%	92.5%
% of Patients satisfied with the time they had to wait for an appointment	11	11	100.0%	85.3%	87.4%	87.0%

* This is based on patients treated on this contract for their most recent course of treatment.

Figures in italics indicate the base number of FP17s or Patient Questionnaire responses are less than 100. N/A is shown where the base number of responses is less than 10 during the period. % is calculated as Quantity/Base number*100

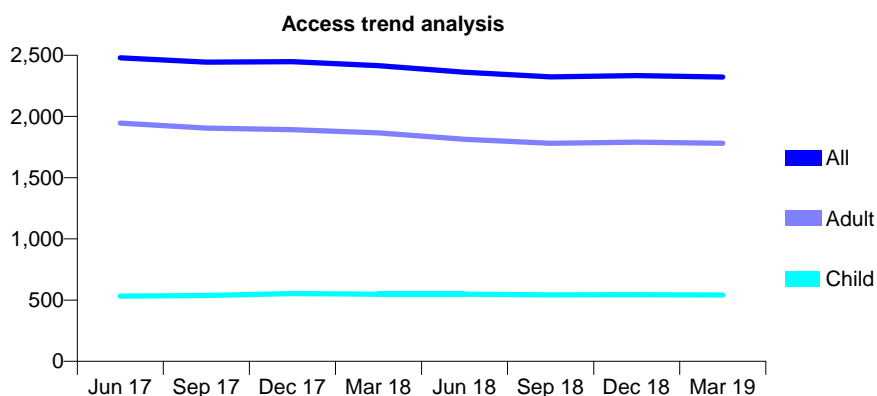
Q56 - Vital Signs At a Glance Contract Report for 176796/0001 - March 2019

Name or company name	Treetops Dental Practice Limited
Contract type name	GDS Contract
Purpose of contract	General
Contract start date	01/08/2011
Contract end date	

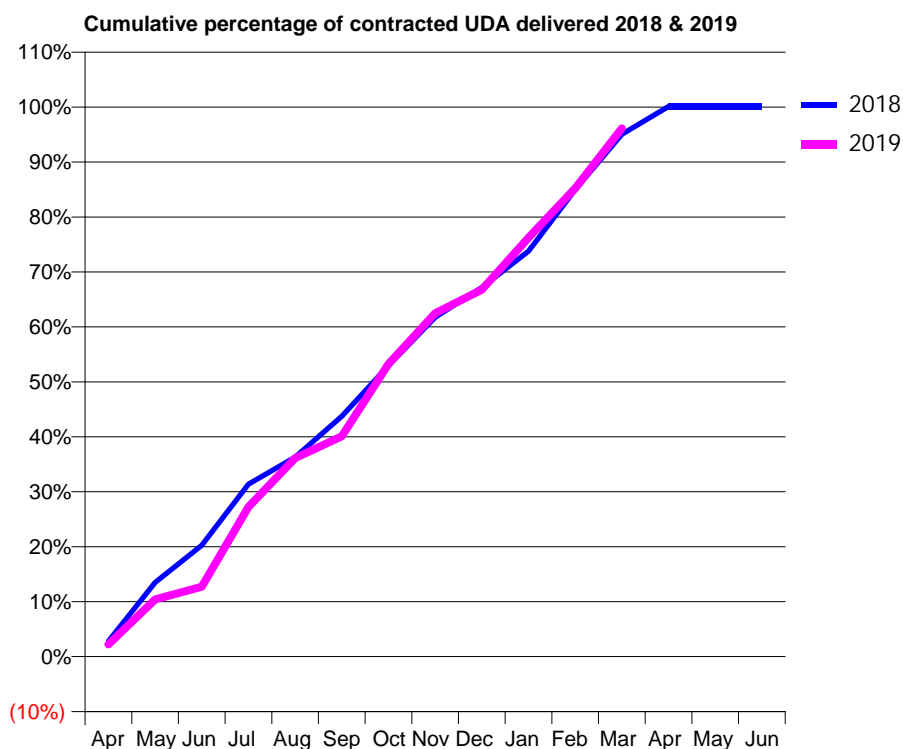
18/19 Contracted general activity (UDA)	6,642
Carry forward general activity (UDA)	-7
18/19 Contracted orthodontic activity (UOA)	0
Carry forward orthodontic activity (UOA)	0
Baseline contract value	£250,044.08

ACCESS*

Patients seen in 24 months	Total	Change since previous quarter
Quarter ending March 2018	2,414	
Quarter ending June 2018	2,361	↓
Quarter ending September 2018	2,324	↓
Quarter ending December 2018	2,334	→
Quarter ending March 2019	2,322	→
Variance since March 2018	(3.8%)	↓



ACTIVITY



Month	Adjusted Scheduled Activity (UDA)	
	2018	2019
April	186	148
May	897	692
June	1,346	843
July	2,085	1,810
August	2,410	2,400
September	2,905	2,664
October	3,517	3,537
November	4,101	4,149
December	4,462	4,434
January	4,900	5,064
February	5,644	5,661
March	6,312	6,384
April	6,649	
May	6,649	
June	6,649	

QUALITY

	Quantity	Base Number	Contract	AT	Region	England
% of FP17s for the same patient ID Re-attending within 3 months - Children	61	726	8.4%	10.7%	11.5%	11.8%
% of FP17s for the same patient ID Re-attending within 3 months - Adults	402	2,580	15.6%	14.1%	15.2%	15.7%
% of FP17s for the same patient ID Re-attending between 3 & 9 months - Children	255	726	35.1%	60.1%	60.2%	58.9%
% of FP17s for the same patient ID Re-attending between 3 & 9 months - Adults	1,219	2,580	47.2%	49.2%	51.8%	50.8%
% of FP17s for Band 1 Urgent Courses	402	3,207	12.5%	9.2%	8.1%	9.1%
% of FP17s Relating to Free Repair or Replacements	1	3,207	0.0%	0.7%	0.8%	0.8%
% of FP17s Relating to Continuations	54	3,207	1.7%	1.0%	0.9%	0.9%
% of Patients satisfied with the dentistry they have received	2	2	N/A	92.5%	92.7%	92.5%
% of Patients satisfied with the time they had to wait for an appointment	1	2	N/A	85.3%	87.4%	87.0%

* This is based on patients treated on this contract for their most recent course of treatment. Figures in italics indicate the base number of FP17s or Patient Questionnaire responses are less than 100. N/A is shown where the base number of responses is less than 10 during the period. % is calculated as Quantity/Base number*100

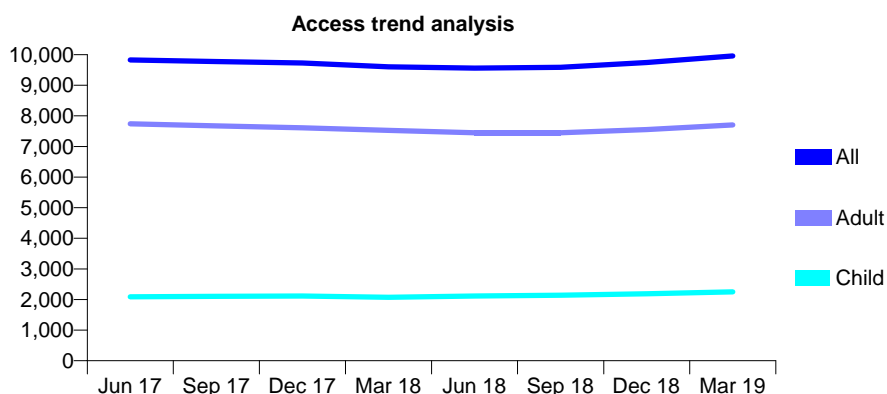
Q56 - Vital Signs At a Glance Contract Report for 176850/0001 - March 2019

Name or company name	The Wrating Road Partnership
Contract type name	GDS Contract
Purpose of contract	General
Contract start date	01/08/2006
Contract end date	

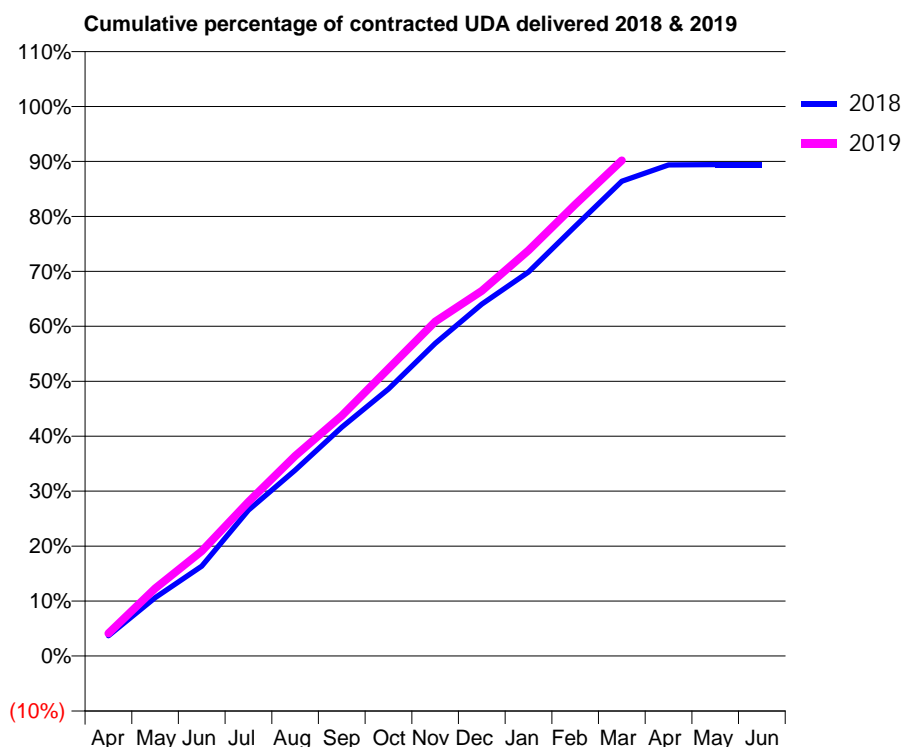
18/19 Contracted general activity (UDA)	29,000
Carry forward general activity (UDA)	0
18/19 Contracted orthodontic activity (UOA)	0
Carry forward orthodontic activity (UOA)	0
Baseline contract value	£693,433.83

ACCESS*

Patients seen in 24 months	Total	Change since previous quarter
Quarter ending March 2018	9,600	
Quarter ending June 2018	9,564	→
Quarter ending September 2018	9,589	→
Quarter ending December 2018	9,743	→
Quarter ending March 2019	9,958	↑
Variance since March 2018	3.7%	↑



ACTIVITY



Month	Adjusted Scheduled Activity (UDA)	
	2018	2019
April	1,067	1,193
May	3,076	3,574
June	4,737	5,538
July	7,703	8,135
August	9,805	10,562
September	12,071	12,675
October	14,095	15,161
November	16,498	17,643
December	18,572	19,264
January	20,262	21,406
February	22,681	23,829
March	25,058	26,149
April	25,912	
May	25,928	
June	25,930	

QUALITY

	Quantity	Base Number	Contract	AT	Region	England
% of FP17s for the same patient ID Re-attending within 3 months - Children	264	3,762	7.0%	10.7%	11.5%	11.8%
% of FP17s for the same patient ID Re-attending within 3 months - Adults	1,802	12,520	14.4%	14.1%	15.2%	15.7%
% of FP17s for the same patient ID Re-attending between 3 & 9 months - Children	2,402	3,762	63.8%	60.1%	60.2%	58.9%
% of FP17s for the same patient ID Re-attending between 3 & 9 months - Adults	7,830	12,520	62.5%	49.2%	51.8%	50.8%
% of FP17s for Band 1 Urgent Courses	1,252	15,770	7.9%	9.2%	8.1%	9.1%
% of FP17s Relating to Free Repair or Replacements	120	15,770	0.8%	0.7%	0.8%	0.8%
% of FP17s Relating to Continuations	140	15,770	0.9%	1.0%	0.9%	0.9%
% of Patients satisfied with the dentistry they have received	3	3	N/A	92.5%	92.7%	92.5%
% of Patients satisfied with the time they had to wait for an appointment	2	3	N/A	85.3%	87.4%	87.0%

* This is based on patients treated on this contract for their most recent course of treatment. Figures in italics indicate the base number of FP17s or Patient Questionnaire responses are less than 100. N/A is shown where the base number of responses is less than 10 during the period. % is calculated as Quantity/Base number*100

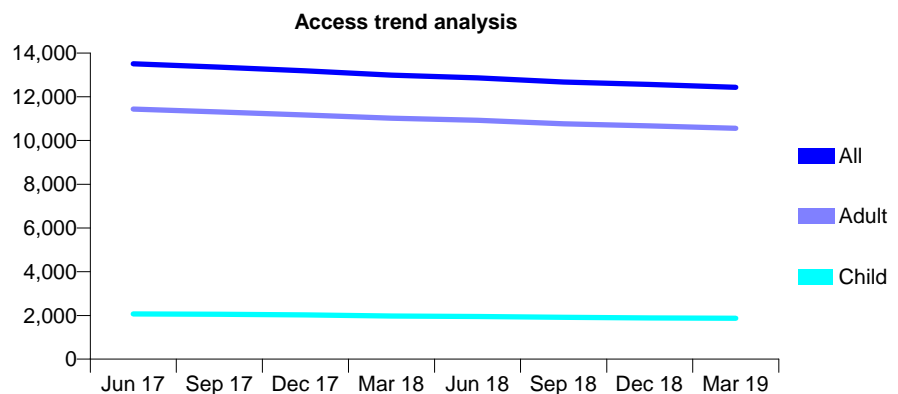
Q56 - Vital Signs At a Glance Contract Report for 177296/0001 - March 2019

Name or company name	Peacock & Shrestha
Contract type name	GDS Contract
Purpose of contract	General
Contract start date	01/04/2010
Contract end date	

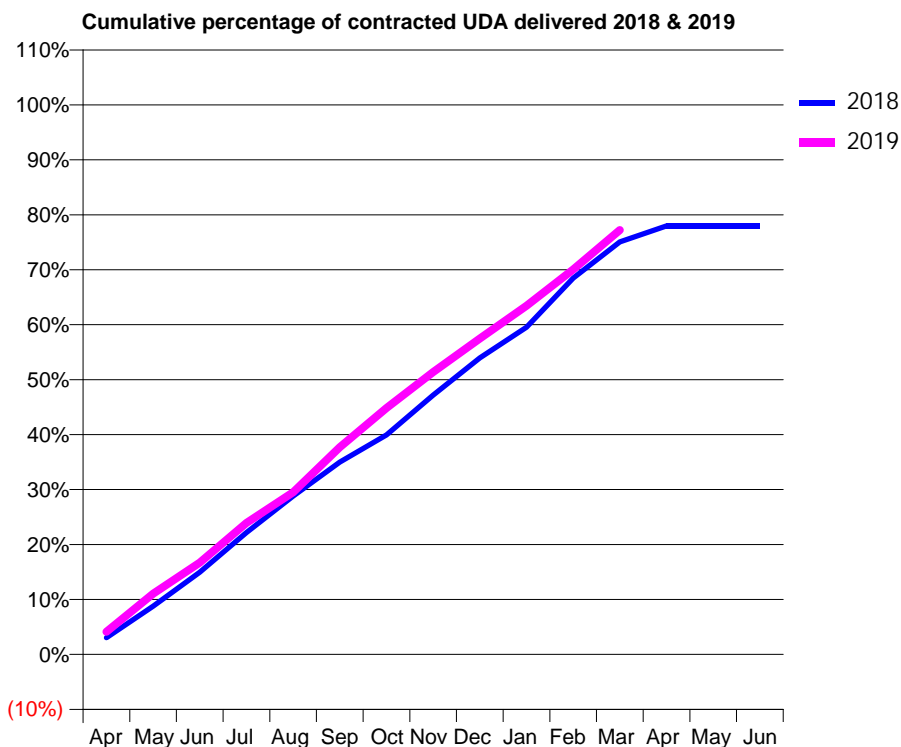
18/19 Contracted general activity (UDA)	37,500
Carry forward general activity (UDA)	0
18/19 Contracted orthodontic activity (UOA)	0
Carry forward orthodontic activity (UOA)	0
Baseline contract value	£831,340.99

ACCESS*

Patients seen in 24 months	Total	Change since previous quarter
Quarter ending March 2018	12,992	
Quarter ending June 2018	12,869	→
Quarter ending September 2018	12,674	↓
Quarter ending December 2018	12,562	→
Quarter ending March 2019	12,433	↓
Variance since March 2018	(4.3%)	↓



ACTIVITY



Month	2018	2019
April	1,138	1,543
May	3,301	4,147
June	5,606	6,269
July	8,309	8,968
August	10,802	11,073
September	13,123	14,139
October	14,971	16,811
November	17,699	19,267
December	20,232	21,556
January	22,331	23,789
February	25,674	26,263
March	28,152	28,957
April	29,240	
May	29,245	
June	29,245	

QUALITY

	Quantity	Base Number	Contract	AT	Region	England
% of FP17s for the same patient ID Re-attending within 3 months - Children	160	3,228	5.0%	10.7%	11.5%	11.8%
% of FP17s for the same patient ID Re-attending within 3 months - Adults	1,941	16,486	11.8%	14.1%	15.2%	15.7%
% of FP17s for the same patient ID Re-attending between 3 & 9 months - Children	2,412	3,228	74.7%	60.1%	60.2%	58.9%
% of FP17s for the same patient ID Re-attending between 3 & 9 months - Adults	9,716	16,486	58.9%	49.2%	51.8%	50.8%
% of FP17s for Band 1 Urgent Courses	1,688	19,088	8.8%	9.2%	8.1%	9.1%
% of FP17s Relating to Free Repair or Replacements	67	19,088	0.4%	0.7%	0.8%	0.8%
% of FP17s Relating to Continuations	85	19,088	0.4%	1.0%	0.9%	0.9%
% of Patients satisfied with the dentistry they have received	11	12	91.7%	92.5%	92.7%	92.5%
% of Patients satisfied with the time they had to wait for an appointment	11	12	91.7%	85.3%	87.4%	87.0%

* This is based on patients treated on this contract for their most recent course of treatment. Figures in italics indicate the base number of FP17s or Patient Questionnaire responses are less than 100. N/A is shown where the base number of responses is less than 10 during the period. % is calculated as Quantity/Base number*100

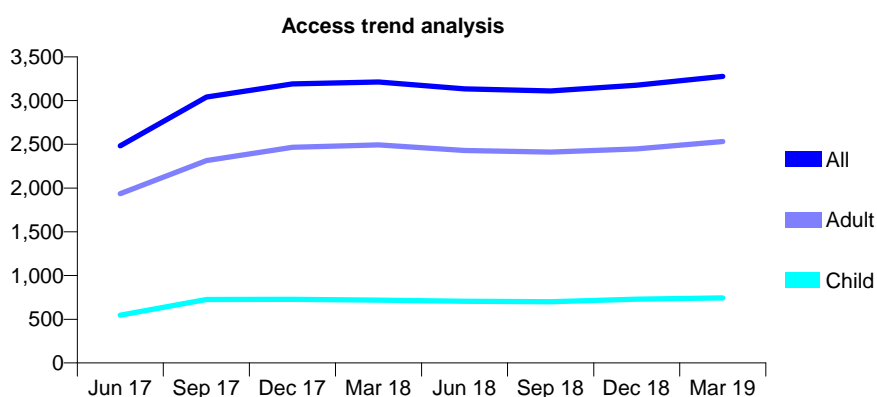
Q56 - Vital Signs At a Glance Contract Report for 178683/0003 - March 2019

Name or company name	Dr A rai & Dr F Tahir
Contract type name	GDS Contract
Purpose of contract	General
Contract start date	01/07/2013
Contract end date	

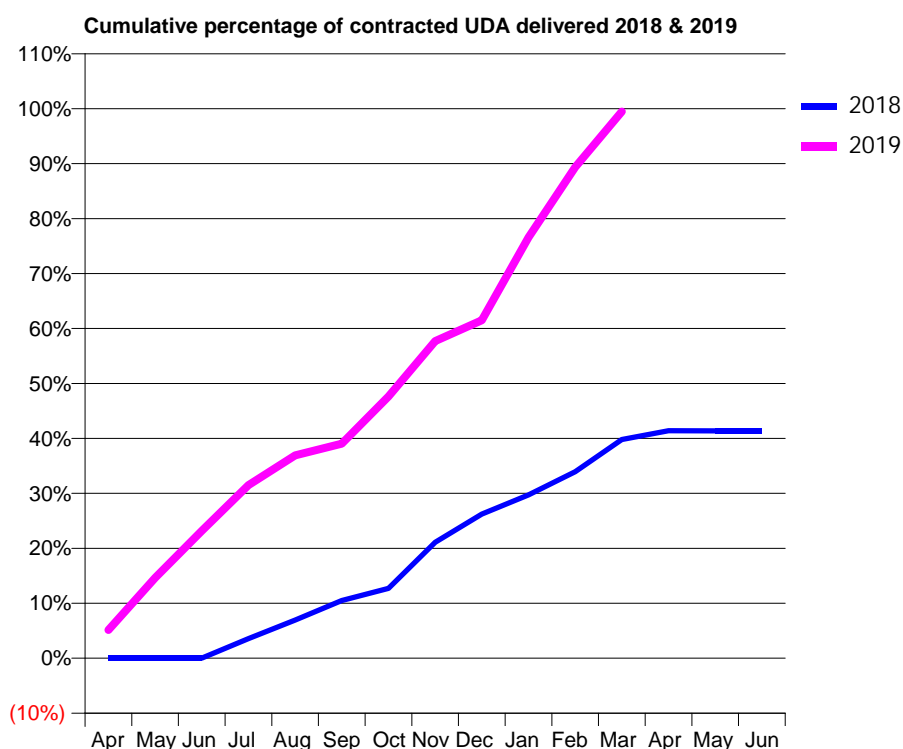
18/19 Contracted general activity (UDA)	7,500
Carry forward general activity (UDA)	0
18/19 Contracted orthodontic activity (UOA)	0
Carry forward orthodontic activity (UOA)	0
Baseline contract value	£186,684.48

ACCESS*

Patients seen in 24 months	Total	Change since previous quarter
Quarter ending March 2018	3,213	
Quarter ending June 2018	3,135	↓
Quarter ending September 2018	3,111	→
Quarter ending December 2018	3,176	↑
Quarter ending March 2019	3,276	↑
Variance since March 2018	2.0%	→



ACTIVITY



Month	Adjusted Scheduled Activity (UDA)	
	2018	2019
April	0	385
May	0	1,098
June	0	1,738
July	482	2,363
August	939	2,769
September	1,416	2,928
October	1,716	3,572
November	2,850	4,326
December	3,539	4,614
January	4,012	5,742
February	4,580	6,703
March	5,372	7,460
April	5,589	
May	5,585	
June	5,585	

QUALITY

	Quantity	Base Number	Contract	AT	Region	England
% of FP17s for the same patient ID Re-attending within 3 months - Children	48	806	6.0%	10.7%	11.5%	11.8%
% of FP17s for the same patient ID Re-attending within 3 months - Adults	439	2,562	17.1%	14.1%	15.2%	15.7%
% of FP17s for the same patient ID Re-attending between 3 & 9 months - Children	239	806	29.7%	60.1%	60.2%	58.9%
% of FP17s for the same patient ID Re-attending between 3 & 9 months - Adults	679	2,562	26.5%	49.2%	51.8%	50.8%
% of FP17s for Band 1 Urgent Courses	465	3,181	14.6%	9.2%	8.1%	9.1%
% of FP17s Relating to Free Repair or Replacements	28	3,181	0.9%	0.7%	0.8%	0.8%
% of FP17s Relating to Continuations	55	3,181	1.7%	1.0%	0.9%	0.9%
% of Patients satisfied with the dentistry they have received	0	0	N/A	92.5%	92.7%	92.5%
% of Patients satisfied with the time they had to wait for an appointment	0	0	N/A	85.3%	87.4%	87.0%

* This is based on patients treated on this contract for their most recent course of treatment.

Figures in italics indicate the base number of FP17s or Patient Questionnaire responses are less than 100. N/A is shown where the base number of responses is less than 10 during the period. % is calculated as Quantity/Base number*100

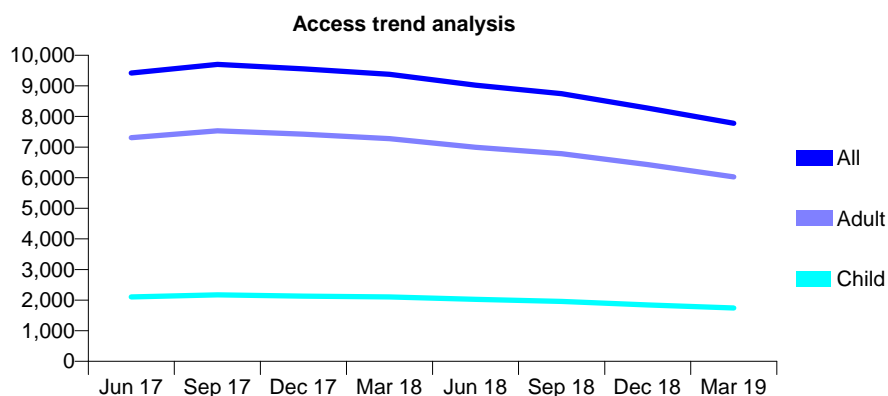
Q56 - Vital Signs At a Glance Contract Report for 179922/0001 - March 2019

Name or company name	Simply Smile Manor House
Contract type name	GDS Contract
Purpose of contract	General
Contract start date	01/04/2013
Contract end date	

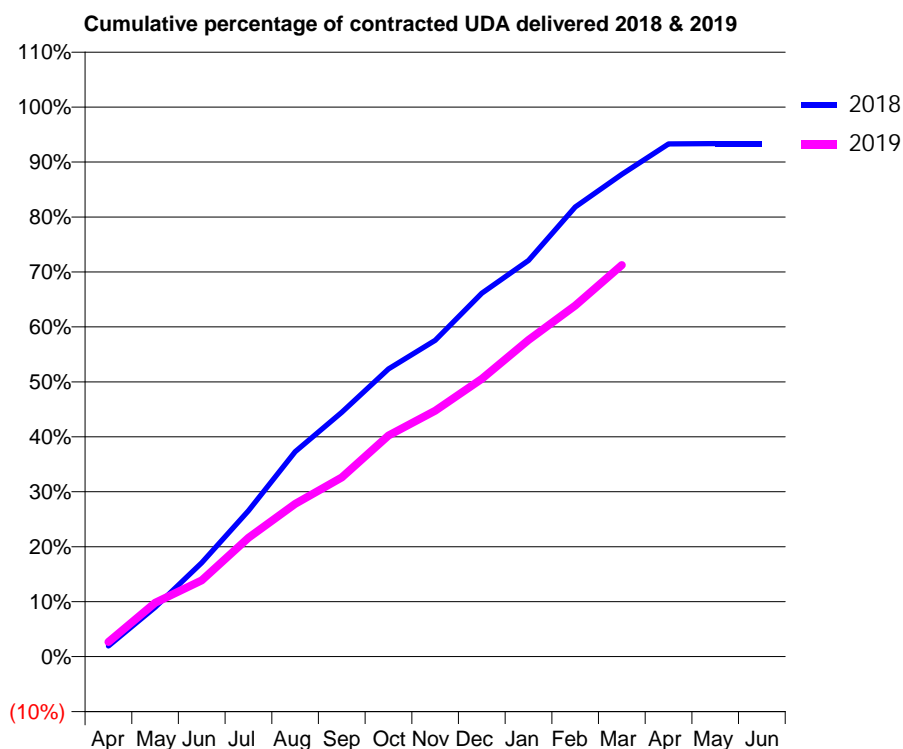
18/19 Contracted general activity (UDA)	24,165
Carry forward general activity (UDA)	0
18/19 Contracted orthodontic activity (UOA)	0
Carry forward orthodontic activity (UOA)	0
Baseline contract value	£554,147.73

ACCESS*

Patients seen in 24 months	Total	Change since previous quarter
Quarter ending March 2018	9,377	
Quarter ending June 2018	9,023	↓
Quarter ending September 2018	8,746	↓
Quarter ending December 2018	8,273	↓
Quarter ending March 2019	7,777	↓
Variance since March 2018	(17.1%)	↓



ACTIVITY



Month	Adjusted Scheduled Activity (UDA)	
	2018	2019
April	474	640
May	2,173	2,364
June	4,131	3,352
July	6,414	5,228
August	9,012	6,718
September	10,747	7,878
October	12,650	9,723
November	13,914	10,816
December	15,976	12,213
January	17,417	13,925
February	19,770	15,438
March	21,210	17,215
April	22,547	
May	22,557	
June	22,557	

QUALITY

	Quantity	Base Number	Contract	AT	Region	England
% of FP17s for the same patient ID Re-attending within 3 months - Children	151	2,165	7.0%	10.7%	11.5%	11.8%
% of FP17s for the same patient ID Re-attending within 3 months - Adults	1,028	7,018	14.6%	14.1%	15.2%	15.7%
% of FP17s for the same patient ID Re-attending between 3 & 9 months - Children	1,248	2,165	57.6%	60.1%	60.2%	58.9%
% of FP17s for the same patient ID Re-attending between 3 & 9 months - Adults	3,073	7,018	43.8%	49.2%	51.8%	50.8%
% of FP17s for Band 1 Urgent Courses	964	8,616	11.2%	9.2%	8.1%	9.1%
% of FP17s Relating to Free Repair or Replacements	52	8,616	0.6%	0.7%	0.8%	0.8%
% of FP17s Relating to Continuations	124	8,616	1.4%	1.0%	0.9%	0.9%
% of Patients satisfied with the dentistry they have received	6	6	N/A	92.5%	92.7%	92.5%
% of Patients satisfied with the time they had to wait for an appointment	3	6	N/A	85.3%	87.4%	87.0%

* This is based on patients treated on this contract for their most recent course of treatment. Figures in italics indicate the base number of FP17s or Patient Questionnaire responses are less than 100. N/A is shown where the base number of responses is less than 10 during the period. % is calculated as Quantity/Base number*100

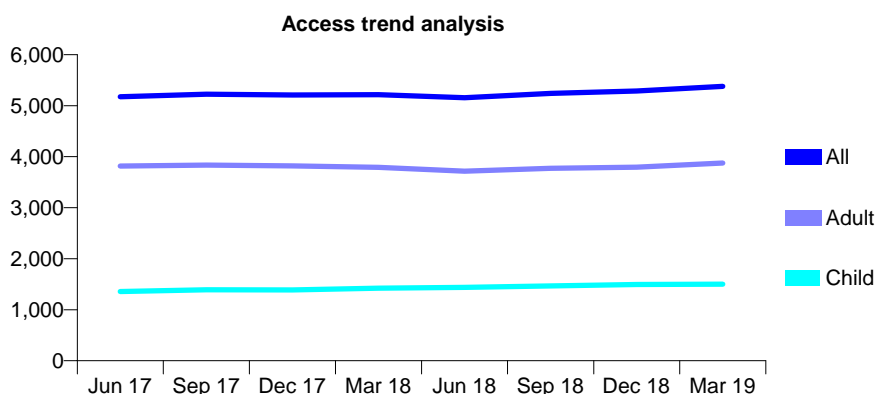
Q56 - Vital Signs At a Glance Contract Report for 181102/0001 - March 2019

Name or company name	Cambridge Street Dental Practice
Contract type name	GDS Contract
Purpose of contract	General
Contract start date	03/10/2011
Contract end date	

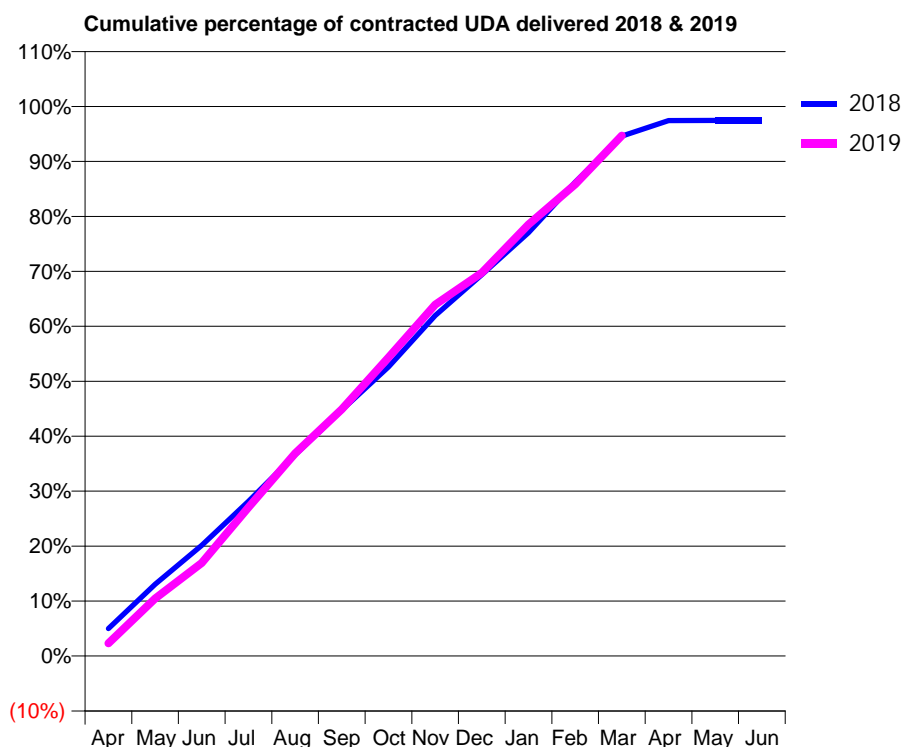
18/19 Contracted general activity (UDA)	16,000
Carry forward general activity (UDA)	409
18/19 Contracted orthodontic activity (UOA)	0
Carry forward orthodontic activity (UOA)	0
Baseline contract value	£409,234.87

ACCESS*

Patients seen in 24 months	Total	Change since previous quarter
Quarter ending March 2018	5,216	
Quarter ending June 2018	5,156	↓
Quarter ending September 2018	5,240	→
Quarter ending December 2018	5,288	→
Quarter ending March 2019	5,378	→
Variance since March 2018	3.1%	↑



ACTIVITY



Month	Adjusted Scheduled Activity (UDA)	
	2018	2019
April	803	370
May	2,089	1,676
June	3,220	2,711
July	4,506	4,326
August	5,862	5,899
September	7,158	7,180
October	8,415	8,691
November	9,915	10,230
December	11,102	11,156
January	12,327	12,568
February	13,802	13,737
March	15,135	15,152
April	15,588	
May	15,590	
June	15,591	

QUALITY

	Quantity	Base Number	Contract	AT	Region	England
% of FP17s for the same patient ID Re-attending within 3 months - Children	135	2,344	5.8%	10.7%	11.5%	11.8%
% of FP17s for the same patient ID Re-attending within 3 months - Adults	522	5,504	9.5%	14.1%	15.2%	15.7%
% of FP17s for the same patient ID Re-attending between 3 & 9 months - Children	1,593	2,344	68.0%	60.1%	60.2%	58.9%
% of FP17s for the same patient ID Re-attending between 3 & 9 months - Adults	3,418	5,504	62.1%	49.2%	51.8%	50.8%
% of FP17s for Band 1 Urgent Courses	381	7,636	5.0%	9.2%	8.1%	9.1%
% of FP17s Relating to Free Repair or Replacements	25	7,636	0.3%	0.7%	0.8%	0.8%
% of FP17s Relating to Continuations	51	7,636	0.7%	1.0%	0.9%	0.9%
% of Patients satisfied with the dentistry they have received	1	1	N/A	92.5%	92.7%	92.5%
% of Patients satisfied with the time they had to wait for an appointment	0	1	N/A	85.3%	87.4%	87.0%

* This is based on patients treated on this contract for their most recent course of treatment. Figures in italics indicate the base number of FP17s or Patient Questionnaire responses are less than 100. N/A is shown where the base number of responses is less than 10 during the period. % is calculated as Quantity/Base number*100

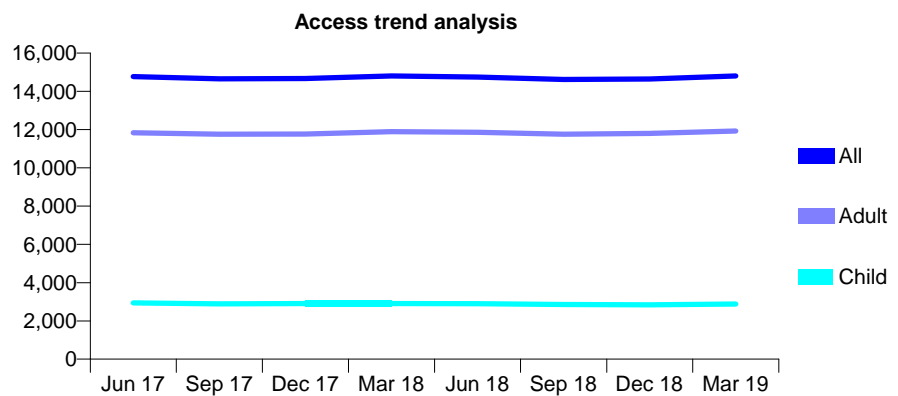
Q56 - Vital Signs At a Glance Contract Report for 182397/0001 - March 2019

Name or company name	Bank Buildings Dental Practice
Contract type name	GDS Contract
Purpose of contract	General and Orthodontic
Contract start date	01/04/2011
Contract end date	

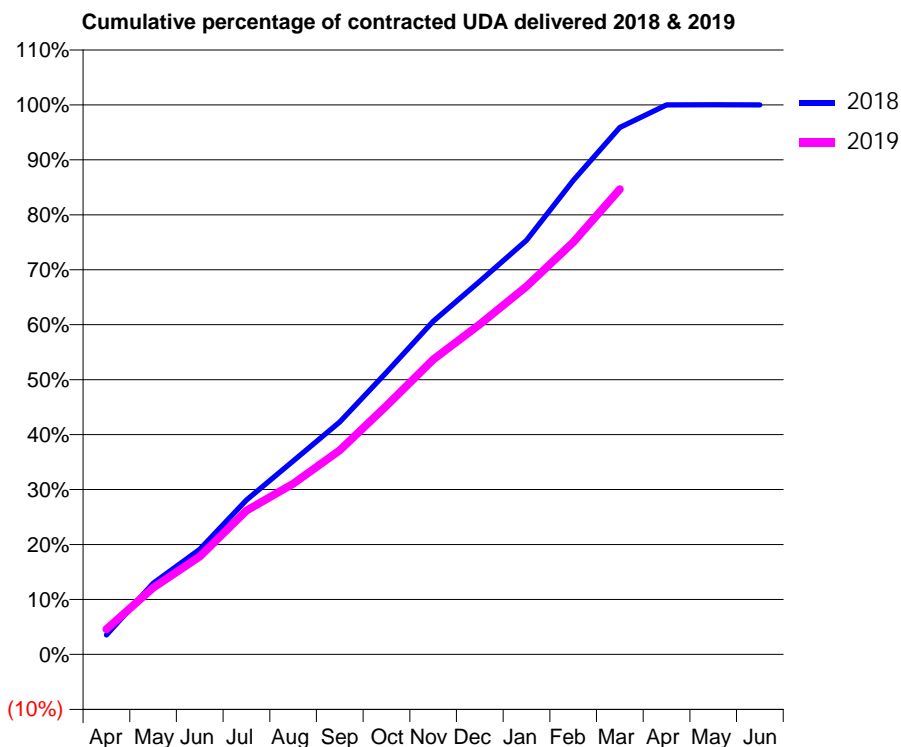
18/19 Contracted general activity (UDA)	40,973
Carry forward general activity (UDA)	0
18/19 Contracted orthodontic activity (UOA)	3,067
Carry forward orthodontic activity (UOA)	-2
Baseline contract value	£1,158,673.96

ACCESS*

Patients seen in 24 months	Total	Change since previous quarter
Quarter ending March 2018	14,802	
Quarter ending June 2018	14,752	→
Quarter ending September 2018	14,615	→
Quarter ending December 2018	14,642	→
Quarter ending March 2019	14,805	→
Variance since March 2018	0.0%	→



ACTIVITY



Month	Adjusted Scheduled Activity (UDA)	
	2018	2019
April	1,457	1,887
May	5,302	4,979
June	7,825	7,307
July	11,513	10,727
August	14,423	12,731
September	17,337	15,219
October	21,033	18,539
November	24,837	21,992
December	27,821	24,610
January	30,879	27,441
February	35,342	30,725
March	39,284	34,688
April	40,970	
May	40,977	
June	40,973	

QUALITY

	Quantity	Base Number	Contract	AT	Region	England
% of FP17s for the same patient ID Re-attending within 3 months - Children	706	4,718	15.0%	10.7%	11.5%	11.8%
% of FP17s for the same patient ID Re-attending within 3 months - Adults	2,205	15,148	14.6%	14.1%	15.2%	15.7%
% of FP17s for the same patient ID Re-attending between 3 & 9 months - Children	2,400	4,718	50.9%	60.1%	60.2%	58.9%
% of FP17s for the same patient ID Re-attending between 3 & 9 months - Adults	5,687	15,148	37.5%	49.2%	51.8%	50.8%
% of FP17s for Band 1 Urgent Courses	1,401	18,164	7.7%	9.2%	8.1%	9.1%
% of FP17s Relating to Free Repair or Replacements	132	18,164	0.7%	0.7%	0.8%	0.8%
% of FP17s Relating to Continuations	260	18,164	1.4%	1.0%	0.9%	0.9%
% of Patients satisfied with the dentistry they have received	7	8	N/A	92.5%	92.7%	92.5%
% of Patients satisfied with the time they had to wait for an appointment	6	8	N/A	85.3%	87.4%	87.0%

* This is based on patients treated on this contract for their most recent course of treatment. Figures in italics indicate the base number of FP17s or Patient Questionnaire responses are less than 100. N/A is shown where the base number of responses is less than 10 during the period. % is calculated as Quantity/Base number*100

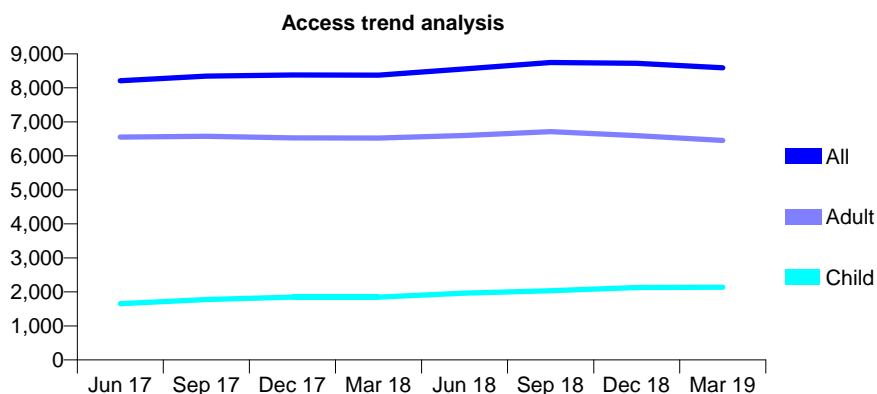
Q56 - Vital Signs At a Glance Contract Report for 183113/0001 - March 2019

Name or company name	Chokshi Ltd
Contract type name	GDS Contract
Purpose of contract	General
Contract start date	18/06/2012
Contract end date	

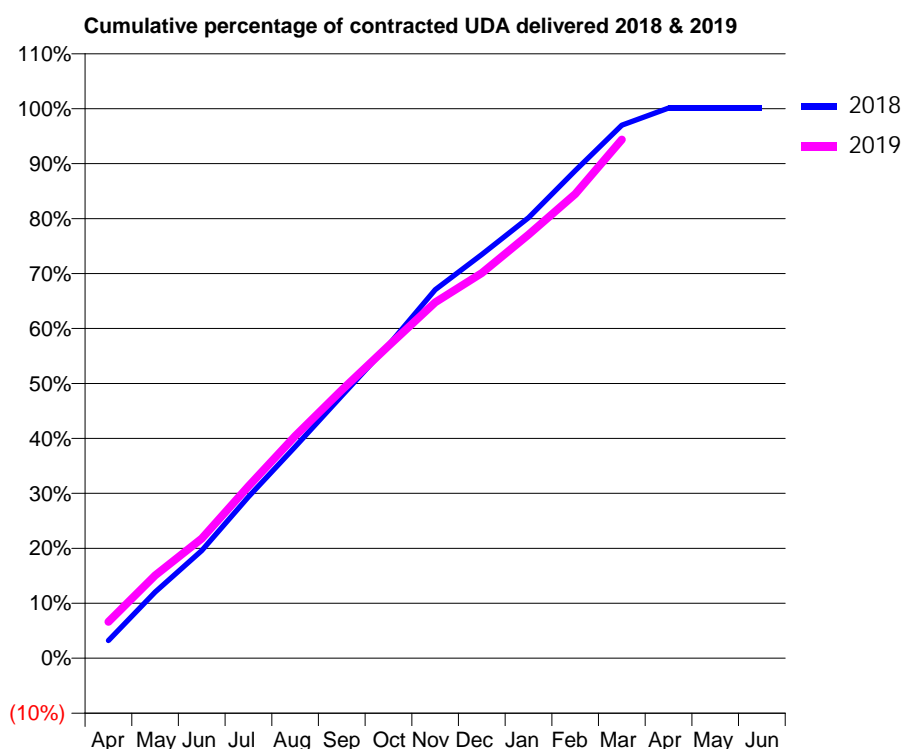
18/19 Contracted general activity (UDA)	21,607
Carry forward general activity (UDA)	-23
18/19 Contracted orthodontic activity (UOA)	0
Carry forward orthodontic activity (UOA)	0
Baseline contract value	£590,478.61

ACCESS*

Patients seen in 24 months	Total	Change since previous quarter
Quarter ending March 2018	8,374	
Quarter ending June 2018	8,560	↑
Quarter ending September 2018	8,748	↑
Quarter ending December 2018	8,723	→
Quarter ending March 2019	8,592	↓
Variance since March 2018	2.6%	↑



ACTIVITY



Month	2018	2019
April	695	1,434
May	2,604	3,261
June	4,233	4,706
July	6,345	6,759
August	8,316	8,739
September	10,316	10,543
October	12,311	12,278
November	14,493	13,992
December	15,873	15,140
January	17,322	16,656
February	19,165	18,247
March	20,956	20,388
April	21,631	
May	21,629	
June	21,630	

QUALITY

	Quantity	Base Number	Contract	AT	Region	England
% of FP17s for the same patient ID Re-attending within 3 months - Children	271	3,590	7.5%	10.7%	11.5%	11.8%
% of FP17s for the same patient ID Re-attending within 3 months - Adults	1,370	9,710	14.1%	14.1%	15.2%	15.7%
% of FP17s for the same patient ID Re-attending between 3 & 9 months - Children	2,398	3,590	66.8%	60.1%	60.2%	58.9%
% of FP17s for the same patient ID Re-attending between 3 & 9 months - Adults	5,713	9,710	58.8%	49.2%	51.8%	50.8%
% of FP17s for Band 1 Urgent Courses	801	11,768	6.8%	9.2%	8.1%	9.1%
% of FP17s Relating to Free Repair or Replacements	39	11,768	0.3%	0.7%	0.8%	0.8%
% of FP17s Relating to Continuations	47	11,768	0.4%	1.0%	0.9%	0.9%
% of Patients satisfied with the dentistry they have received	0	0	N/A	92.5%	92.7%	92.5%
% of Patients satisfied with the time they had to wait for an appointment	0	0	N/A	85.3%	87.4%	87.0%

* This is based on patients treated on this contract for their most recent course of treatment.

Figures in italics indicate the base number of FP17s or Patient Questionnaire responses are less than 100. N/A is shown where the base number of responses is less than 10 during the period. % is calculated as Quantity/Base number*100

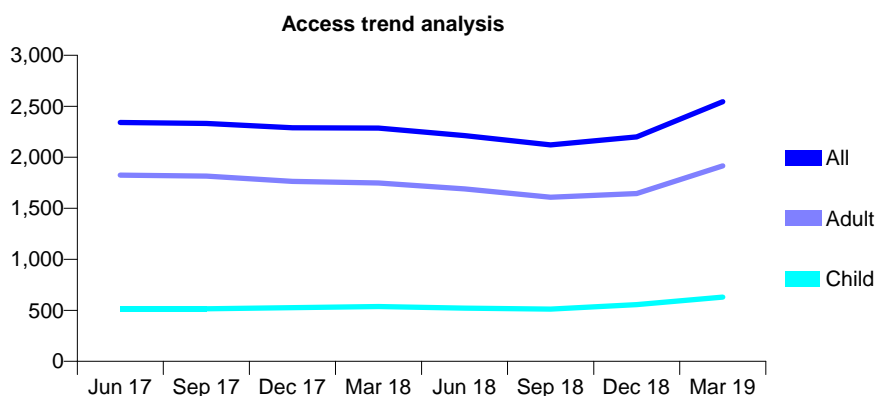
Q56 - Vital Signs At a Glance Contract Report for 183946/0001 - March 2019

Name or company name	Woodbridge Dental Surgery Limited
Contract type name	GDS Contract
Purpose of contract	General
Contract start date	01/04/2010
Contract end date	

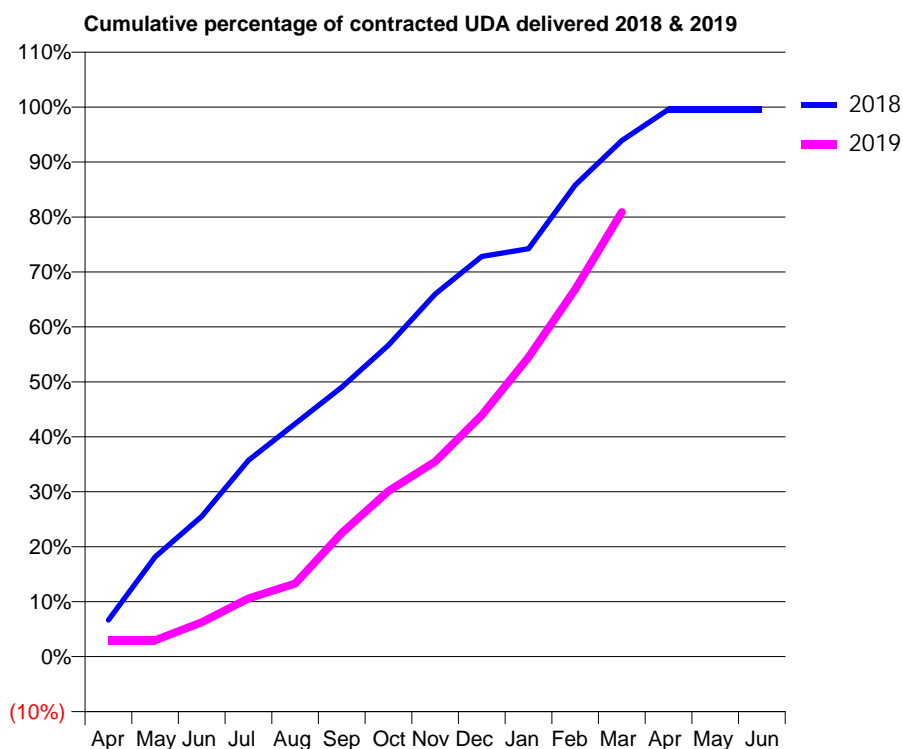
18/19 Contracted general activity (UDA)	6,571
Carry forward general activity (UDA)	28
18/19 Contracted orthodontic activity (UOA)	0
Carry forward orthodontic activity (UOA)	0
Baseline contract value	£155,819.52

ACCESS*

Patients seen in 24 months	Total	Change since previous quarter
Quarter ending March 2018	2,285	
Quarter ending June 2018	2,213	↓
Quarter ending September 2018	2,121	↓
Quarter ending December 2018	2,201	↑
Quarter ending March 2019	2,546	↑
Variance since March 2018	11.4%	↑



ACTIVITY



Month	Adjusted Scheduled Activity (UDA)	
	2018	2019
April	438	197
May	1,193	197
June	1,676	411
July	2,348	696
August	2,784	872
September	3,221	1,479
October	3,724	1,980
November	4,335	2,333
December	4,785	2,887
January	4,877	3,579
February	5,639	4,392
March	6,170	5,315
April	6,543	
May	6,543	
June	6,543	

QUALITY

	Quantity	Base Number	Contract	AT	Region	England
% of FP17s for the same patient ID Re-attending within 3 months - Children	56	894	6.3%	10.7%	11.5%	11.8%
% of FP17s for the same patient ID Re-attending within 3 months - Adults	284	2,390	11.9%	14.1%	15.2%	15.7%
% of FP17s for the same patient ID Re-attending between 3 & 9 months - Children	440	894	49.2%	60.1%	60.2%	58.9%
% of FP17s for the same patient ID Re-attending between 3 & 9 months - Adults	1,021	2,390	42.7%	49.2%	51.8%	50.8%
% of FP17s for Band 1 Urgent Courses	352	3,128	11.3%	9.2%	8.1%	9.1%
% of FP17s Relating to Free Repair or Replacements	2	3,128	0.1%	0.7%	0.8%	0.8%
% of FP17s Relating to Continuations	8	3,128	0.3%	1.0%	0.9%	0.9%
% of Patients satisfied with the dentistry they have received	0	0	N/A	92.5%	92.7%	92.5%
% of Patients satisfied with the time they had to wait for an appointment	0	0	N/A	85.3%	87.4%	87.0%

* This is based on patients treated on this contract for their most recent course of treatment. Figures in italics indicate the base number of FP17s or Patient Questionnaire responses are less than 100. N/A is shown where the base number of responses is less than 10 during the period. % is calculated as Quantity/Base number*100

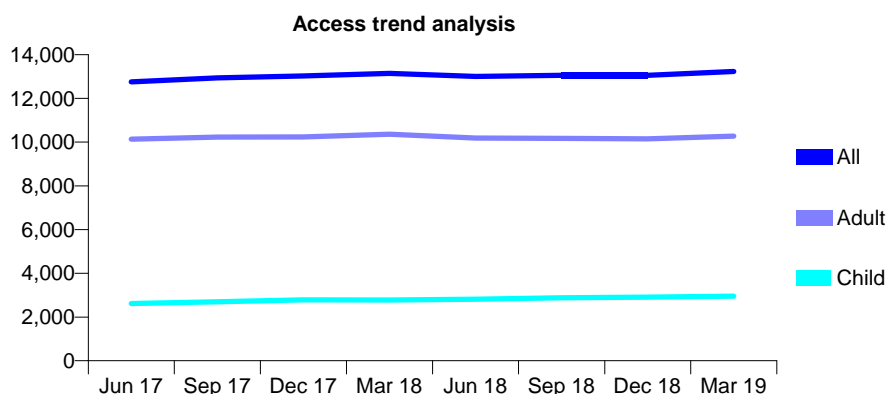
Q56 - Vital Signs At a Glance Contract Report for 184624/0001 - March 2019

Name or company name	DMJ Norwich Limited
Contract type name	GDS Contract
Purpose of contract	General
Contract start date	01/04/2013
Contract end date	

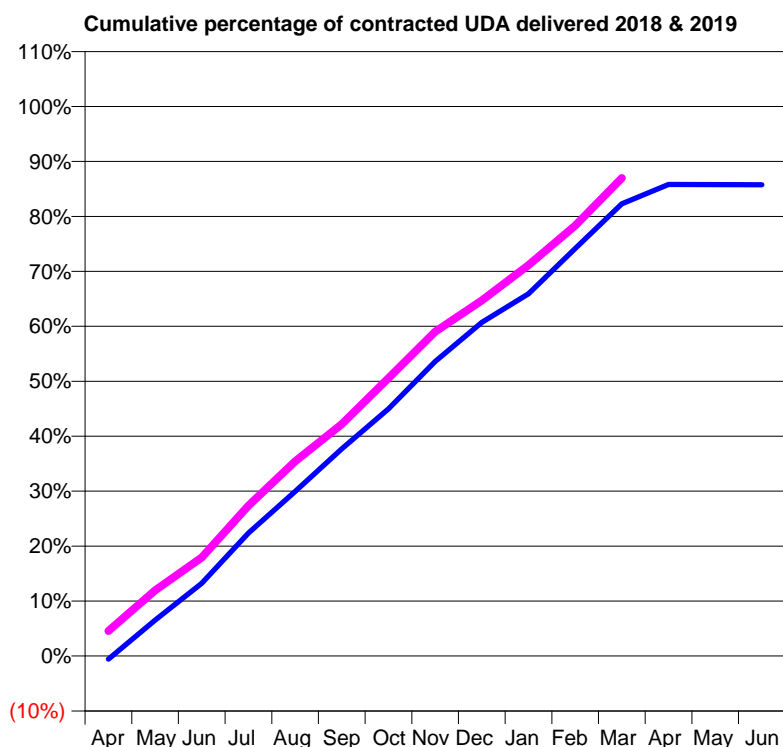
18/19 Contracted general activity (UDA)	37,546
Carry forward general activity (UDA)	0
18/19 Contracted orthodontic activity (UOA)	0
Carry forward orthodontic activity (UOA)	0
Baseline contract value	£1,077,976.88

ACCESS*

Patients seen in 24 months	Total	Change since previous quarter
Quarter ending March 2018	13,142	
Quarter ending June 2018	13,002	↓
Quarter ending September 2018	13,055	→
Quarter ending December 2018	13,056	→
Quarter ending March 2019	13,229	→
Variance since March 2018	0.7%	→



ACTIVITY



Month	Adjusted Scheduled Activity (UDA)	
	2018	2019
April	-219	1,721
May	2,453	4,490
June	4,967	6,728
July	8,409	10,275
August	11,243	13,308
September	14,150	15,843
October	16,891	18,983
November	20,124	22,159
December	22,788	24,293
January	24,750	26,705
February	27,839	29,406
March	30,888	32,660
April	32,218	
May	32,208	
June	32,193	

QUALITY

	Quantity	Base Number	Contract	AT	Region	England
% of FP17s for the same patient ID Re-attending within 3 months - Children	191	3,832	5.0%	10.7%	11.5%	11.8%
% of FP17s for the same patient ID Re-attending within 3 months - Adults	1,350	12,752	10.6%	14.1%	15.2%	15.7%
% of FP17s for the same patient ID Re-attending between 3 & 9 months - Children	1,927	3,832	50.3%	60.1%	60.2%	58.9%
% of FP17s for the same patient ID Re-attending between 3 & 9 months - Adults	6,027	12,752	47.3%	49.2%	51.8%	50.8%
% of FP17s for Band 1 Urgent Courses	1,145	16,037	7.1%	9.2%	8.1%	9.1%
% of FP17s Relating to Free Repair or Replacements	111	16,037	0.7%	0.7%	0.8%	0.8%
% of FP17s Relating to Continuations	211	16,037	1.3%	1.0%	0.9%	0.9%
% of Patients satisfied with the dentistry they have received	5	7	N/A	92.5%	92.7%	92.5%
% of Patients satisfied with the time they had to wait for an appointment	3	7	N/A	85.3%	87.4%	87.0%

* This is based on patients treated on this contract for their most recent course of treatment. Figures in italics indicate the base number of FP17s or Patient Questionnaire responses are less than 100. N/A is shown where the base number of responses is less than 10 during the period. % is calculated as Quantity/Base number*100

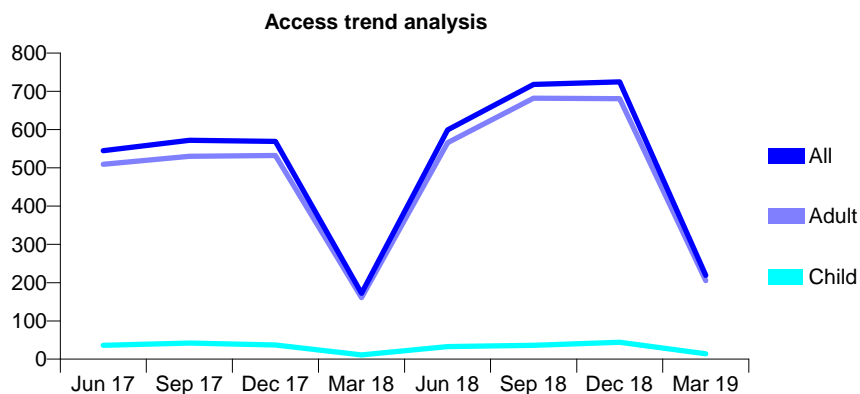
Q56 - Vital Signs At a Glance Contract Report for 184624/0002 - March 2019

Name or company name	DMJ Norwich Limited
Contract type name	PDS Contract
Purpose of contract	General
Contract start date	01/04/2013
Contract end date	31/03/2020

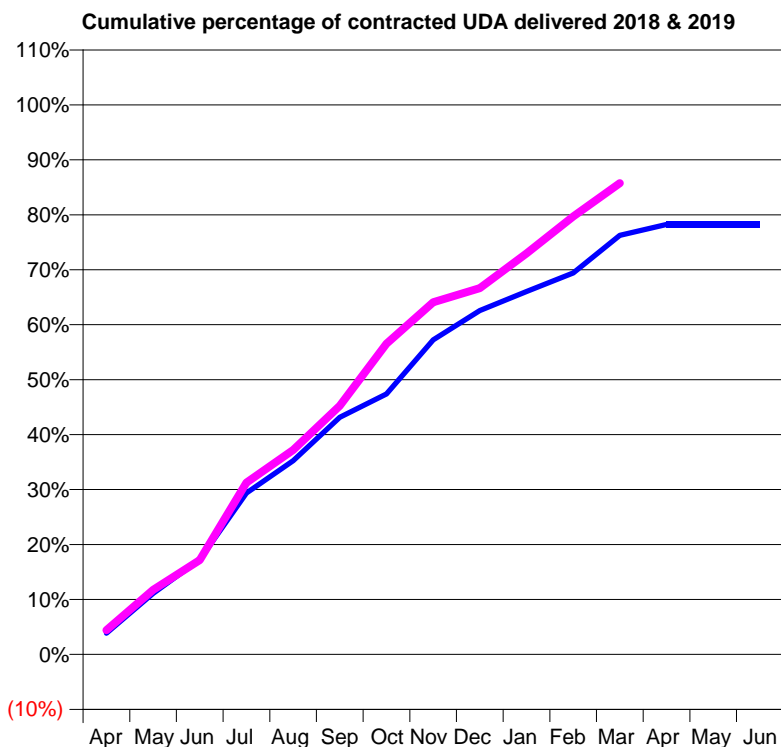
18/19 Contracted general activity (UDA)	3,380
Carry forward general activity (UDA)	0
18/19 Contracted orthodontic activity (UOA)	0
Carry forward orthodontic activity (UOA)	0
Baseline contract value	£583,137.79

ACCESS*

Patients seen in 24 months	Total	Change since previous quarter
Quarter ending March 2018	172	
Quarter ending June 2018	599	↑
Quarter ending September 2018	718	↑
Quarter ending December 2018	725	→
Quarter ending March 2019	219	↓
Variance since March 2018	27.3%	↑



ACTIVITY



Month	Adjusted Scheduled Activity (UDA)	
	2018	2019
April	131	150
May	376	397
June	583	580
July	993	1,057
August	1,191	1,258
September	1,458	1,529
October	1,602	1,911
November	1,935	2,166
December	2,115	2,253
January	2,233	2,466
February	2,347	2,694
March	2,578	2,898
April	2,644	
May	2,644	
June	2,644	

QUALITY

	Quantity	Base Number	Contract	AT	Region	England
% of FP17s for the same patient ID Re-attending within 3 months - Children	0	76	0.0%	10.7%	11.5%	11.8%
% of FP17s for the same patient ID Re-attending within 3 months - Adults	8	926	0.9%	14.1%	15.2%	15.7%
% of FP17s for the same patient ID Re-attending between 3 & 9 months - Children	1	76	1.3%	60.1%	60.2%	58.9%
% of FP17s for the same patient ID Re-attending between 3 & 9 months - Adults	5	926	0.5%	49.2%	51.8%	50.8%
% of FP17s for Band 1 Urgent Courses	0	980	0.0%	9.2%	8.1%	9.1%
% of FP17s Relating to Free Repair or Replacements	4	980	0.4%	0.7%	0.8%	0.8%
% of FP17s Relating to Continuations	8	980	0.8%	1.0%	0.9%	0.9%
% of Patients satisfied with the dentistry they have received	0	0	N/A	92.5%	92.7%	92.5%
% of Patients satisfied with the time they had to wait for an appointment	0	0	N/A	85.3%	87.4%	87.0%

* This is based on patients treated on this contract for their most recent course of treatment. Figures in italics indicate the base number of FP17s or Patient Questionnaire responses are less than 100. N/A is shown where the base number of responses is less than 10 during the period. % is calculated as Quantity/Base number*100

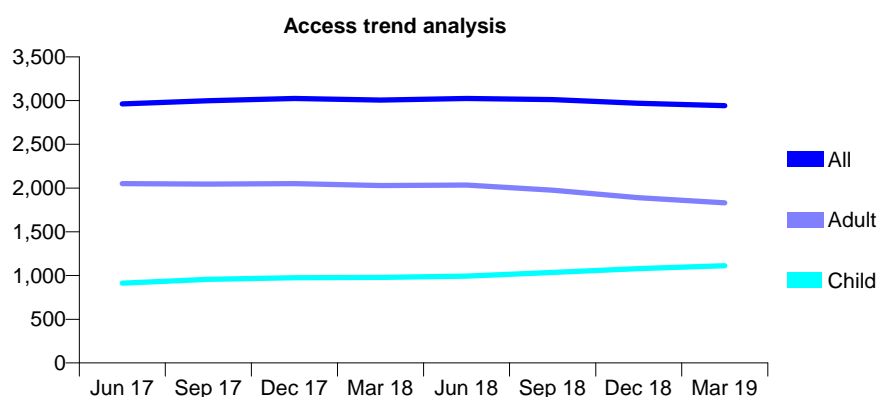
Q56 - Vital Signs At a Glance Contract Report for 185272/0001 - March 2019

Name or company name	Bridge House Dental Practice
Contract type name	GDS Contract
Purpose of contract	General
Contract start date	01/11/2012
Contract end date	

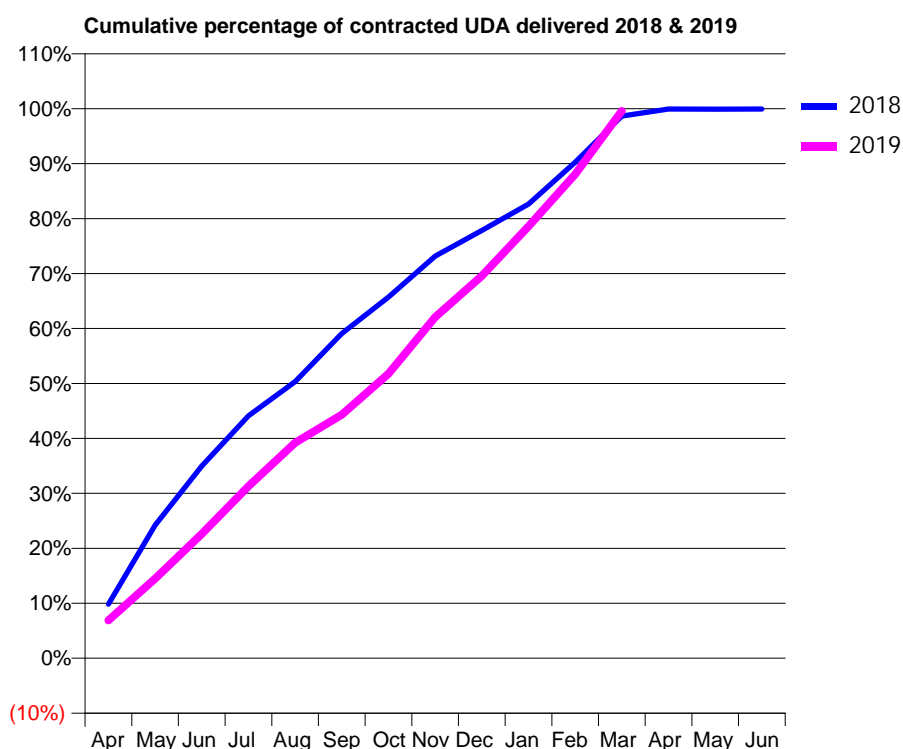
18/19 Contracted general activity (UDA)	5,905
Carry forward general activity (UDA)	5
18/19 Contracted orthodontic activity (UOA)	0
Carry forward orthodontic activity (UOA)	0
Baseline contract value	£130,254.52

ACCESS*

Patients seen in 24 months	Total	Change since previous quarter
Quarter ending March 2018	3,007	
Quarter ending June 2018	3,025	→
Quarter ending September 2018	3,011	→
Quarter ending December 2018	2,969	↓
Quarter ending March 2019	2,942	→
Variance since March 2018	(2.2%)	↓



ACTIVITY



Month	2018	2019
April	581	408
May	1,431	857
June	2,064	1,336
July	2,605	1,848
August	2,973	2,315
September	3,488	2,618
October	3,881	3,057
November	4,322	3,666
December	4,596	4,108
January	4,879	4,641
February	5,329	5,202
March	5,826	5,881
April	5,902	
May	5,899	
June	5,900	

QUALITY

	Quantity	Base Number	Contract	AT	Region	England
% of FP17s for the same patient ID Re-attending within 3 months - Children	139	1,670	8.3%	10.7%	11.5%	11.8%
% of FP17s for the same patient ID Re-attending within 3 months - Adults	260	2,048	12.7%	14.1%	15.2%	15.7%
% of FP17s for the same patient ID Re-attending between 3 & 9 months - Children	975	1,670	58.4%	60.1%	60.2%	58.9%
% of FP17s for the same patient ID Re-attending between 3 & 9 months - Adults	679	2,048	33.2%	49.2%	51.8%	50.8%
% of FP17s for Band 1 Urgent Courses	335	3,666	9.1%	9.2%	8.1%	9.1%
% of FP17s Relating to Free Repair or Replacements	30	3,666	0.8%	0.7%	0.8%	0.8%
% of FP17s Relating to Continuations	4	3,666	0.1%	1.0%	0.9%	0.9%
% of Patients satisfied with the dentistry they have received	1	1	N/A	92.5%	92.7%	92.5%
% of Patients satisfied with the time they had to wait for an appointment	1	1	N/A	85.3%	87.4%	87.0%

* This is based on patients treated on this contract for their most recent course of treatment. Figures in italics indicate the base number of FP17s or Patient Questionnaire responses are less than 100. N/A is shown where the base number of responses is less than 10 during the period. % is calculated as Quantity/Base number*100

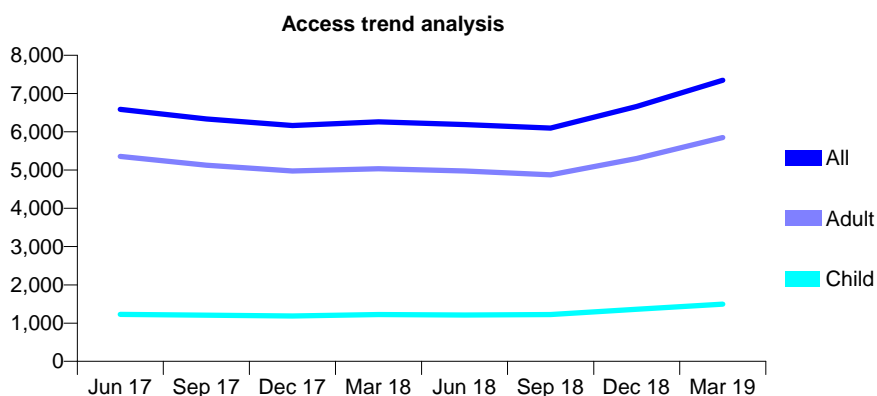
Q56 - Vital Signs At a Glance Contract Report for 185361/0001 - March 2019

Name or company name	Diss Dental Health Centre Limited
Contract type name	GDS Contract
Purpose of contract	General
Contract start date	01/04/2010
Contract end date	

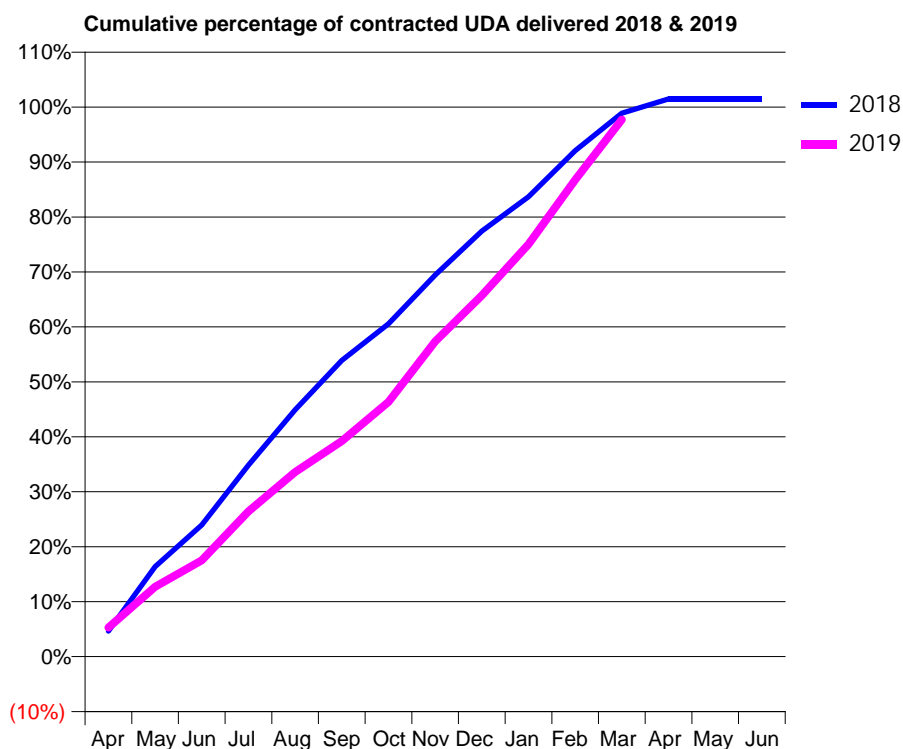
18/19 Contracted general activity (UDA)	20,060
Carry forward general activity (UDA)	-253
18/19 Contracted orthodontic activity (UOA)	0
Carry forward orthodontic activity (UOA)	0
Baseline contract value	£532,852.99

ACCESS*

Patients seen in 24 months	Total	Change since previous quarter
Quarter ending March 2018	6,258	
Quarter ending June 2018	6,188	↓
Quarter ending September 2018	6,096	↓
Quarter ending December 2018	6,660	↑
Quarter ending March 2019	7,345	↑
Variance since March 2018	17.4%	↑



ACTIVITY



Month	Adjusted Scheduled Activity (UDA)	
	2018	2019
April	794	1,058
May	2,798	2,555
June	4,089	3,511
July	5,947	5,306
August	7,666	6,737
September	9,191	7,865
October	10,332	9,299
November	11,845	11,504
December	13,209	13,184
January	14,277	15,052
February	15,709	17,404
March	16,868	19,599
April	17,313	
May	17,313	
June	17,313	

QUALITY

	Quantity	Base Number	Contract	AT	Region	England
% of FP17s for the same patient ID Re-attending within 3 months - Children	125	2,026	6.2%	10.7%	11.5%	11.8%
% of FP17s for the same patient ID Re-attending within 3 months - Adults	625	7,124	8.8%	14.1%	15.2%	15.7%
% of FP17s for the same patient ID Re-attending between 3 & 9 months - Children	857	2,026	42.3%	60.1%	60.2%	58.9%
% of FP17s for the same patient ID Re-attending between 3 & 9 months - Adults	2,921	7,124	41.0%	49.2%	51.8%	50.8%
% of FP17s for Band 1 Urgent Courses	368	8,946	4.1%	9.2%	8.1%	9.1%
% of FP17s Relating to Free Repair or Replacements	81	8,946	0.9%	0.7%	0.8%	0.8%
% of FP17s Relating to Continuations	53	8,946	0.6%	1.0%	0.9%	0.9%
% of Patients satisfied with the dentistry they have received	3	3	N/A	92.5%	92.7%	92.5%
% of Patients satisfied with the time they had to wait for an appointment	2	3	N/A	85.3%	87.4%	87.0%

* This is based on patients treated on this contract for their most recent course of treatment. Figures in italics indicate the base number of FP17s or Patient Questionnaire responses are less than 100. N/A is shown where the base number of responses is less than 10 during the period. % is calculated as Quantity/Base number*100

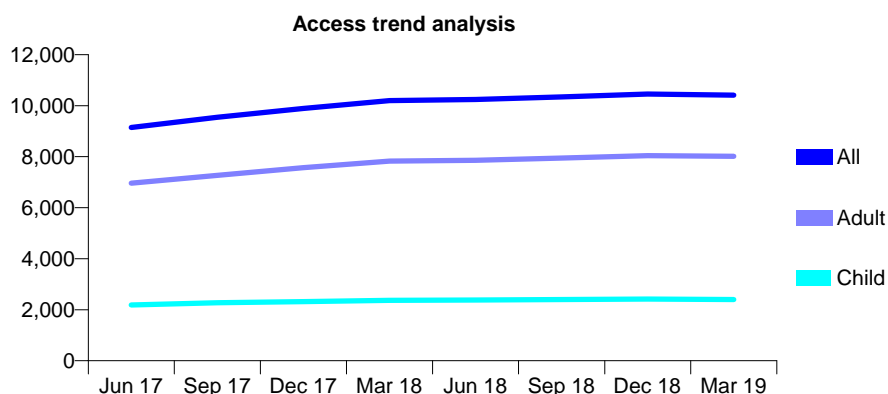
Q56 - Vital Signs At a Glance Contract Report for 185434/0001 - March 2019

Name or company name	Priory Park Dental Practice
Contract type name	GDS Contract
Purpose of contract	General
Contract start date	01/01/2016
Contract end date	

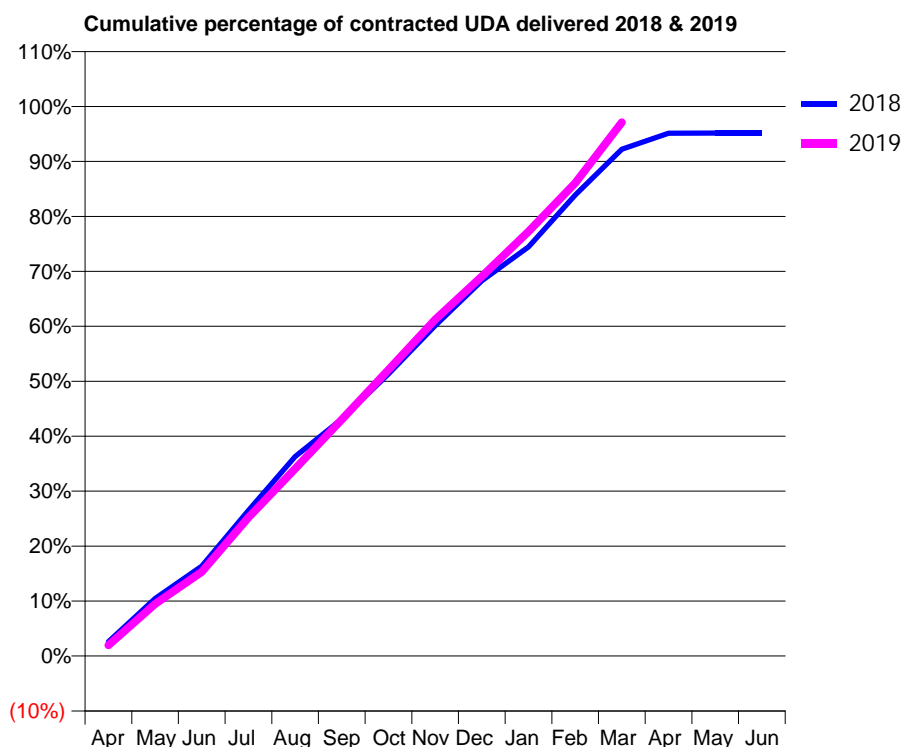
18/19 Contracted general activity (UDA)	28,201
Carry forward general activity (UDA)	779
18/19 Contracted orthodontic activity (UOA)	0
Carry forward orthodontic activity (UOA)	0
Baseline contract value	£981,170.91

ACCESS*

Patients seen in 24 months	Total	Change since previous quarter
Quarter ending March 2018	10,197	
Quarter ending June 2018	10,240	→
Quarter ending September 2018	10,347	→
Quarter ending December 2018	10,457	→
Quarter ending March 2019	10,415	→
Variance since March 2018	2.1%	↑



ACTIVITY



Month	Adjusted Scheduled Activity (UDA)	
	2018	2019
April	739	559
May	2,954	2,673
June	4,616	4,315
July	7,470	7,109
August	10,235	9,613
September	12,158	12,136
October	14,480	14,688
November	16,952	17,271
December	19,253	19,480
January	20,995	21,785
February	23,656	24,272
March	26,008	27,384
April	26,830	
May	26,835	
June	26,835	

QUALITY

	Quantity	Base Number	Contract	AT	Region	England
% of FP17s for the same patient ID Re-attending within 3 months - Children	283	3,907	7.2%	10.7%	11.5%	11.8%
% of FP17s for the same patient ID Re-attending within 3 months - Adults	1,892	12,670	14.9%	14.1%	15.2%	15.7%
% of FP17s for the same patient ID Re-attending between 3 & 9 months - Children	2,520	3,907	64.5%	60.1%	60.2%	58.9%
% of FP17s for the same patient ID Re-attending between 3 & 9 months - Adults	7,685	12,670	60.7%	49.2%	51.8%	50.8%
% of FP17s for Band 1 Urgent Courses	1,253	16,086	7.8%	9.2%	8.1%	9.1%
% of FP17s Relating to Free Repair or Replacements	102	16,086	0.6%	0.7%	0.8%	0.8%
% of FP17s Relating to Continuations	241	16,086	1.5%	1.0%	0.9%	0.9%
% of Patients satisfied with the dentistry they have received	4	5	N/A	92.5%	92.7%	92.5%
% of Patients satisfied with the time they had to wait for an appointment	5	5	N/A	85.3%	87.4%	87.0%

* This is based on patients treated on this contract for their most recent course of treatment.

Figures in italics indicate the base number of FP17s or Patient Questionnaire responses are less than 100. N/A is shown where the base number of responses is less than 10 during the period. % is calculated as Quantity/Base number*100

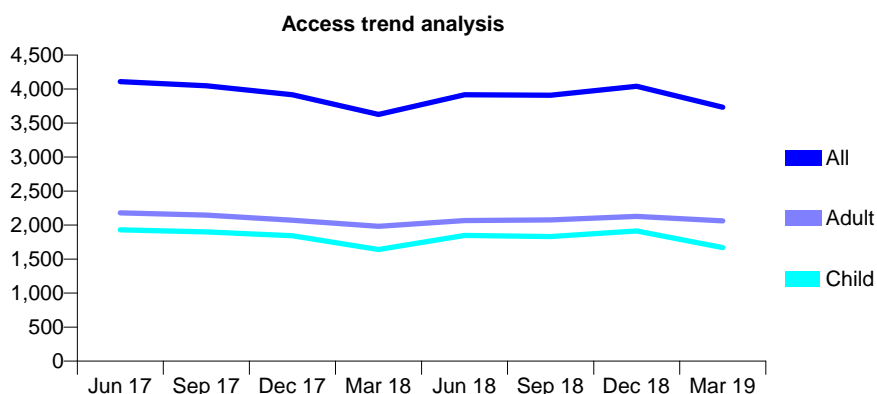
Q56 - Vital Signs At a Glance Contract Report for 185671/0001 - March 2019

Name or company name	Community Dental Services CIC
Contract type name	PDS Contract
Purpose of contract	General
Contract start date	01/10/2012
Contract end date	30/09/2019

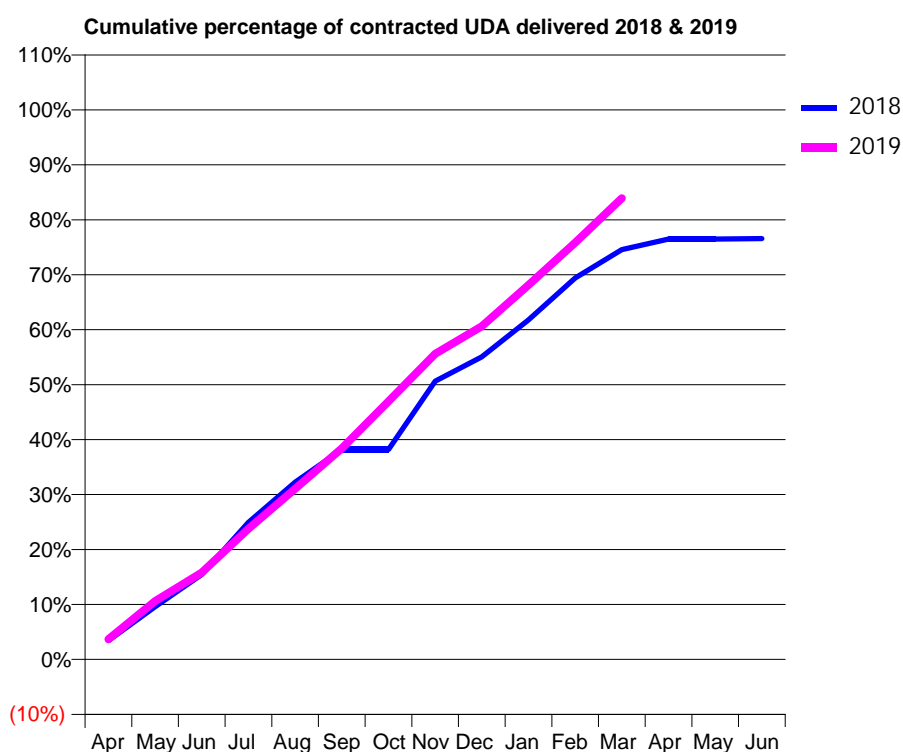
18/19 Contracted general activity (UDA)	9,183
Carry forward general activity (UDA)	0
18/19 Contracted orthodontic activity (UOA)	0
Carry forward orthodontic activity (UOA)	0
Baseline contract value	£1,654,916.22

ACCESS*

Patients seen in 24 months	Total	Change since previous quarter
Quarter ending March 2018	3,626	
Quarter ending June 2018	3,916	↑
Quarter ending September 2018	3,908	→
Quarter ending December 2018	4,043	↑
Quarter ending March 2019	3,732	↓
Variance since March 2018	2.9%	↑



ACTIVITY



Month	2018	2019
April	314	338
May	882	976
June	1,418	1,451
July	2,290	2,184
August	2,963	2,851
September	3,509	3,527
October	3,509	4,313
November	4,651	5,107
December	5,055	5,568
January	5,673	6,257
February	6,374	6,965
March	6,847	7,707
April	7,026	
May	7,026	
June	7,033	

QUALITY

	Quantity	Base Number	Contract	AT	Region	England
% of FP17s for the same patient ID Re-attending within 3 months - Children	276	3,497	7.9%	10.7%	11.5%	11.8%
% of FP17s for the same patient ID Re-attending within 3 months - Adults	463	3,458	13.4%	14.1%	15.2%	15.7%
% of FP17s for the same patient ID Re-attending between 3 & 9 months - Children	1,640	3,497	46.9%	60.1%	60.2%	58.9%
% of FP17s for the same patient ID Re-attending between 3 & 9 months - Adults	1,759	3,458	50.9%	49.2%	51.8%	50.8%
% of FP17s for Band 1 Urgent Courses	279	5,094	5.5%	9.2%	8.1%	9.1%
% of FP17s Relating to Free Repair or Replacements	19	5,094	0.4%	0.7%	0.8%	0.8%
% of FP17s Relating to Continuations	43	5,094	0.8%	1.0%	0.9%	0.9%
% of Patients satisfied with the dentistry they have received	5	5	N/A	92.5%	92.7%	92.5%
% of Patients satisfied with the time they had to wait for an appointment	4	5	N/A	85.3%	87.4%	87.0%

* This is based on patients treated on this contract for their most recent course of treatment. Figures in italics indicate the base number of FP17s or Patient Questionnaire responses are less than 100. N/A is shown where the base number of responses is less than 10 during the period. % is calculated as Quantity/Base number*100

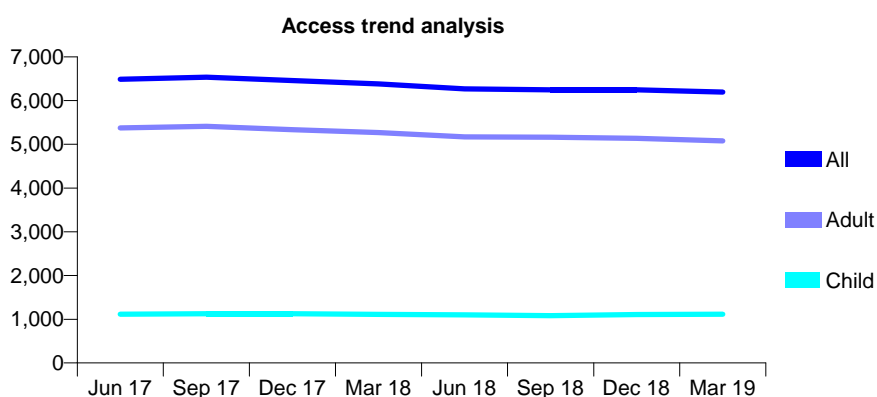
Q56 - Vital Signs At a Glance Contract Report for 185787/0001 - March 2019

Name or company name	Compass Clinic Limited
Contract type name	PDS Plus Contract
Purpose of contract	General
Contract start date	01/05/2010
Contract end date	31/03/2020

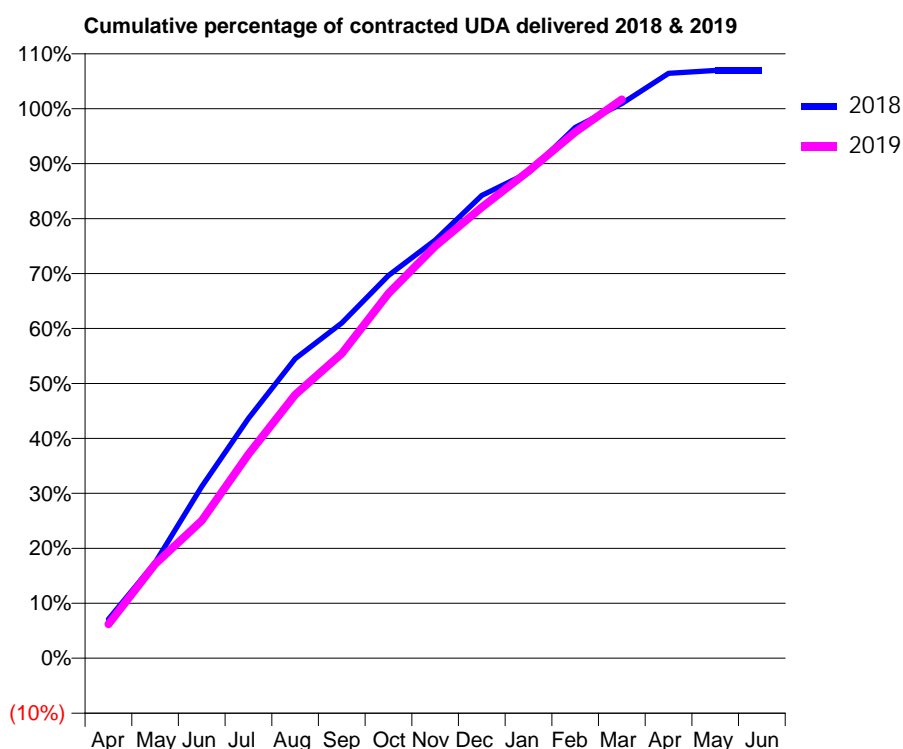
18/19 Contracted general activity (UDA)	21,500
Carry forward general activity (UDA)	-420
18/19 Contracted orthodontic activity (UOA)	0
Carry forward orthodontic activity (UOA)	0
Baseline contract value	£607,833.52

ACCESS*

Patients seen in 24 months	Total	Change since previous quarter
Quarter ending March 2018	6,381	
Quarter ending June 2018	6,270	↓
Quarter ending September 2018	6,244	→
Quarter ending December 2018	6,246	→
Quarter ending March 2019	6,193	→
Variance since March 2018	(2.9%)	↓



ACTIVITY



Month	Adjusted Scheduled Activity (UDA)	
	2018	2019
April	1,490	1,331
May	3,654	3,685
June	6,562	5,384
July	9,167	7,979
August	11,441	10,314
September	12,807	11,919
October	14,626	14,271
November	15,979	16,119
December	17,681	17,645
January	18,559	19,055
February	20,281	20,584
March	21,192	21,864
April	22,350	
May	22,460	
June	22,460	

QUALITY

	Quantity	Base Number	Contract	AT	Region	England
% of FP17s for the same patient ID Re-attending within 3 months - Children	120	1,480	8.1%	10.7%	11.5%	11.8%
% of FP17s for the same patient ID Re-attending within 3 months - Adults	1,499	7,666	19.6%	14.1%	15.2%	15.7%
% of FP17s for the same patient ID Re-attending between 3 & 9 months - Children	740	1,480	50.0%	60.1%	60.2%	58.9%
% of FP17s for the same patient ID Re-attending between 3 & 9 months - Adults	3,473	7,666	45.3%	49.2%	51.8%	50.8%
% of FP17s for Band 1 Urgent Courses	699	8,625	8.1%	9.2%	8.1%	9.1%
% of FP17s Relating to Free Repair or Replacements	323	8,625	3.7%	0.7%	0.8%	0.8%
% of FP17s Relating to Continuations	163	8,625	1.9%	1.0%	0.9%	0.9%
% of Patients satisfied with the dentistry they have received	1	1	N/A	92.5%	92.7%	92.5%
% of Patients satisfied with the time they had to wait for an appointment	1	1	N/A	85.3%	87.4%	87.0%

* This is based on patients treated on this contract for their most recent course of treatment.

Figures in italics indicate the base number of FP17s or Patient Questionnaire responses are less than 100. N/A is shown where the base number of responses is less than 10 during the period. % is calculated as Quantity/Base number*100

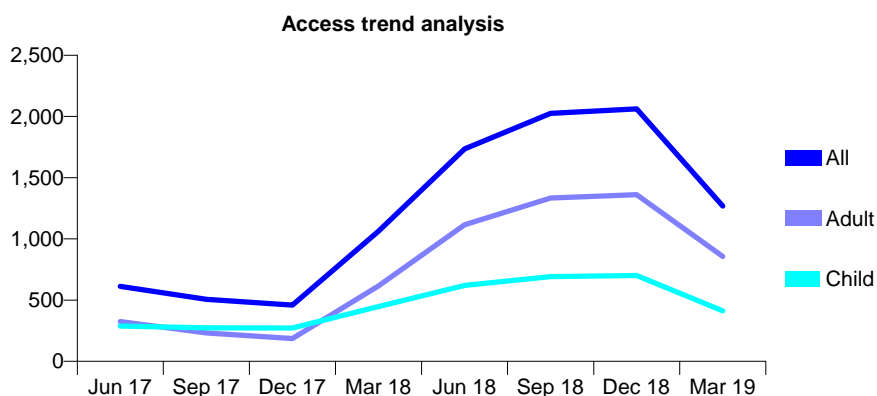
Q56 - Vital Signs At a Glance Contract Report for 187941/0001 - March 2019

Name or company name	Onefiveseven Partnership
Contract type name	GDS Contract
Purpose of contract	General
Contract start date	12/10/2009
Contract end date	

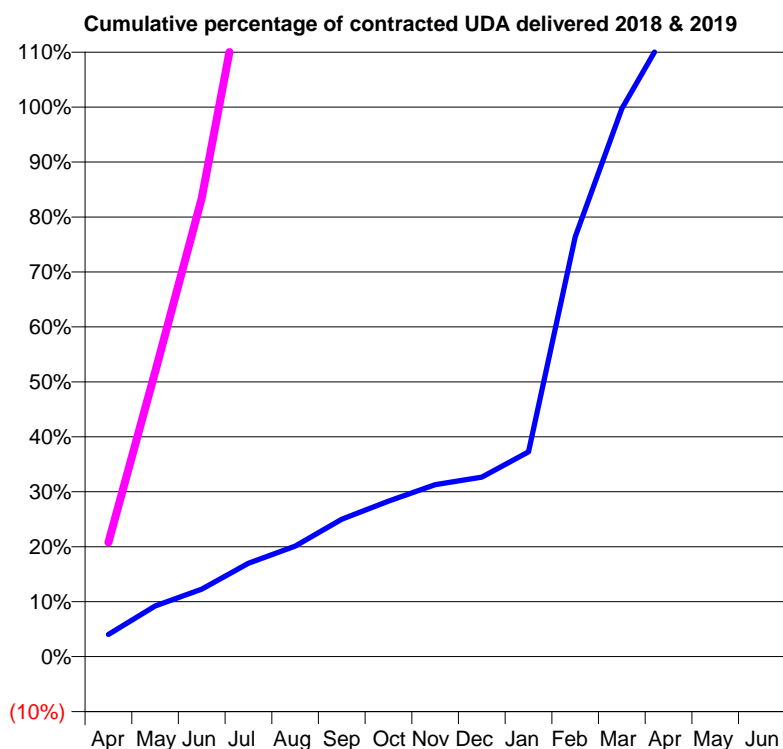
18/19 Contracted general activity (UDA)	1,735
Carry forward general activity (UDA)	-35
18/19 Contracted orthodontic activity (UOA)	0
Carry forward orthodontic activity (UOA)	0
Baseline contract value	£43,647.69

ACCESS*

Patients seen in 24 months	Total	Change since previous quarter
Quarter ending March 2018	1,064	
Quarter ending June 2018	1,736	↑
Quarter ending September 2018	2,026	↑
Quarter ending December 2018	2,062	→
Quarter ending March 2019	1,269	↓
Variance since March 2018	19.3%	↑



ACTIVITY



Month	Adjusted Scheduled Activity (UDA)	
	2018	2019
April	70	361
May	160	899
June	213	1,447
July	295	2,227
August	349	2,798
September	434	3,329
October	491	3,793
November	543	4,183
December	567	4,587
January	647	4,649
February	1,326	4,656
March	1,730	4,669
April	1,986	
May	1,987	
June	1,987	

QUALITY

	Quantity	Base Number	Contract	AT	Region	England
% of FP17s for the same patient ID Re-attending within 3 months - Children	67	984	6.8%	10.7%	11.5%	11.8%
% of FP17s for the same patient ID Re-attending within 3 months - Adults	220	1,856	11.9%	14.1%	15.2%	15.7%
% of FP17s for the same patient ID Re-attending between 3 & 9 months - Children	473	984	48.1%	60.1%	60.2%	58.9%
% of FP17s for the same patient ID Re-attending between 3 & 9 months - Adults	645	1,856	34.8%	49.2%	51.8%	50.8%
% of FP17s for Band 1 Urgent Courses	179	2,695	6.6%	9.2%	8.1%	9.1%
% of FP17s Relating to Free Repair or Replacements	1	2,695	0.0%	0.7%	0.8%	0.8%
% of FP17s Relating to Continuations	63	2,695	2.3%	1.0%	0.9%	0.9%
% of Patients satisfied with the dentistry they have received	1	1	N/A	92.5%	92.7%	92.5%
% of Patients satisfied with the time they had to wait for an appointment	1	1	N/A	85.3%	87.4%	87.0%

* This is based on patients treated on this contract for their most recent course of treatment. Figures in italics indicate the base number of FP17s or Patient Questionnaire responses are less than 100. N/A is shown where the base number of responses is less than 10 during the period. % is calculated as Quantity/Base number*100

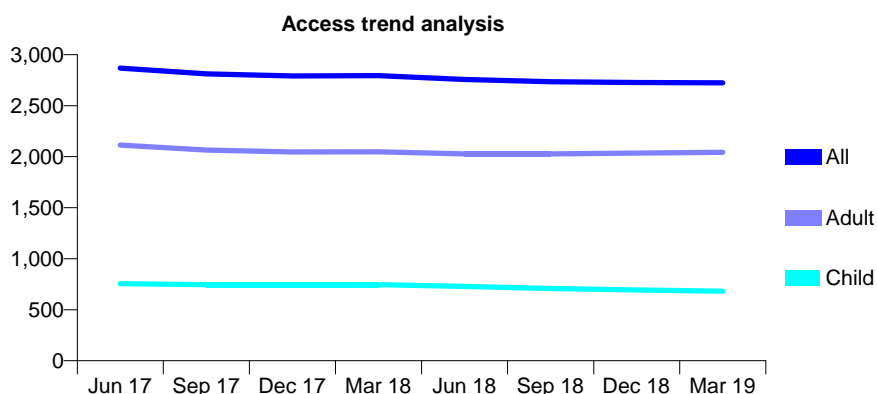
Q56 - Vital Signs At a Glance Contract Report for 188301/0001 - March 2019

Name or company name	Capel Dental Ltd
Contract type name	GDS Contract
Purpose of contract	General and Orthodontic
Contract start date	01/09/2007
Contract end date	

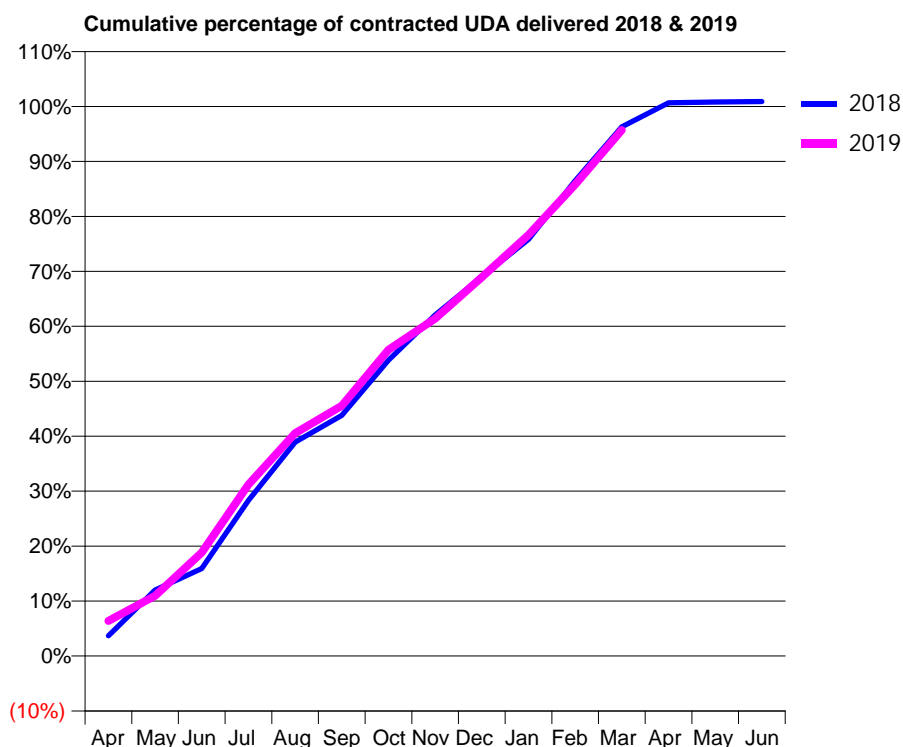
18/19 Contracted general activity (UDA)	5,612
Carry forward general activity (UDA)	-51
18/19 Contracted orthodontic activity (UOA)	522
Carry forward orthodontic activity (UOA)	-4
Baseline contract value	£194,986.38

ACCESS*

Patients seen in 24 months	Total	Change since previous quarter
Quarter ending March 2018	2,794	
Quarter ending June 2018	2,757	↓
Quarter ending September 2018	2,735	→
Quarter ending December 2018	2,728	→
Quarter ending March 2019	2,724	→
Variance since March 2018	(2.5%)	↓



ACTIVITY



Month	Adjusted Scheduled Activity (UDA)	
	2018	2019
April	206	358
May	674	617
June	893	1,056
July	1,590	1,750
August	2,184	2,277
September	2,458	2,556
October	3,021	3,127
November	3,484	3,446
December	3,872	3,869
January	4,256	4,300
February	4,855	4,816
March	5,404	5,371
April	5,650	
May	5,658	
June	5,663	

QUALITY

	Quantity	Base Number	Contract	AT	Region	England
% of FP17s for the same patient ID Re-attending within 3 months - Children	79	1,277	6.2%	10.7%	11.5%	11.8%
% of FP17s for the same patient ID Re-attending within 3 months - Adults	310	3,117	9.9%	14.1%	15.2%	15.7%
% of FP17s for the same patient ID Re-attending between 3 & 9 months - Children	940	1,277	73.6%	60.1%	60.2%	58.9%
% of FP17s for the same patient ID Re-attending between 3 & 9 months - Adults	1,947	3,117	62.5%	49.2%	51.8%	50.8%
% of FP17s for Band 1 Urgent Courses	110	2,995	3.7%	9.2%	8.1%	9.1%
% of FP17s Relating to Free Repair or Replacements	37	2,995	1.2%	0.7%	0.8%	0.8%
% of FP17s Relating to Continuations	21	2,995	0.7%	1.0%	0.9%	0.9%
% of Patients satisfied with the dentistry they have received	8	8	N/A	92.5%	92.7%	92.5%
% of Patients satisfied with the time they had to wait for an appointment	8	8	N/A	85.3%	87.4%	87.0%

* This is based on patients treated on this contract for their most recent course of treatment. Figures in italics indicate the base number of FP17s or Patient Questionnaire responses are less than 100. N/A is shown where the base number of responses is less than 10 during the period. % is calculated as Quantity/Base number*100

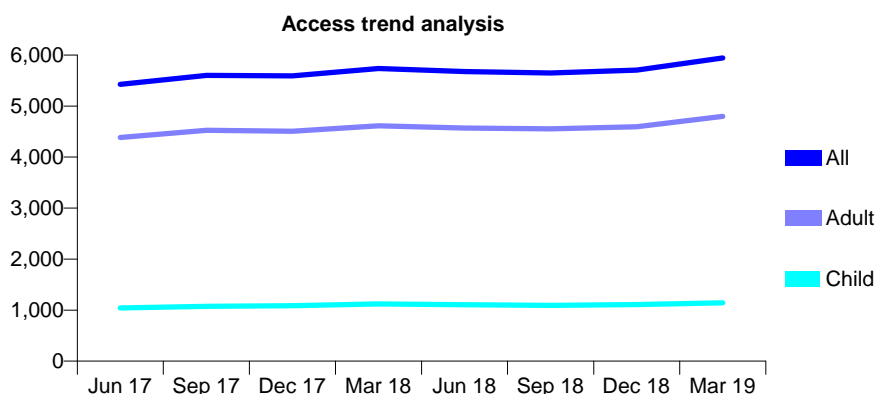
Q56 - Vital Signs At a Glance Contract Report for 189677/0001 - March 2019

Name or company name	Dr Jai Prathap Reddy
Contract type name	GDS Contract
Purpose of contract	General
Contract start date	01/03/2015
Contract end date	

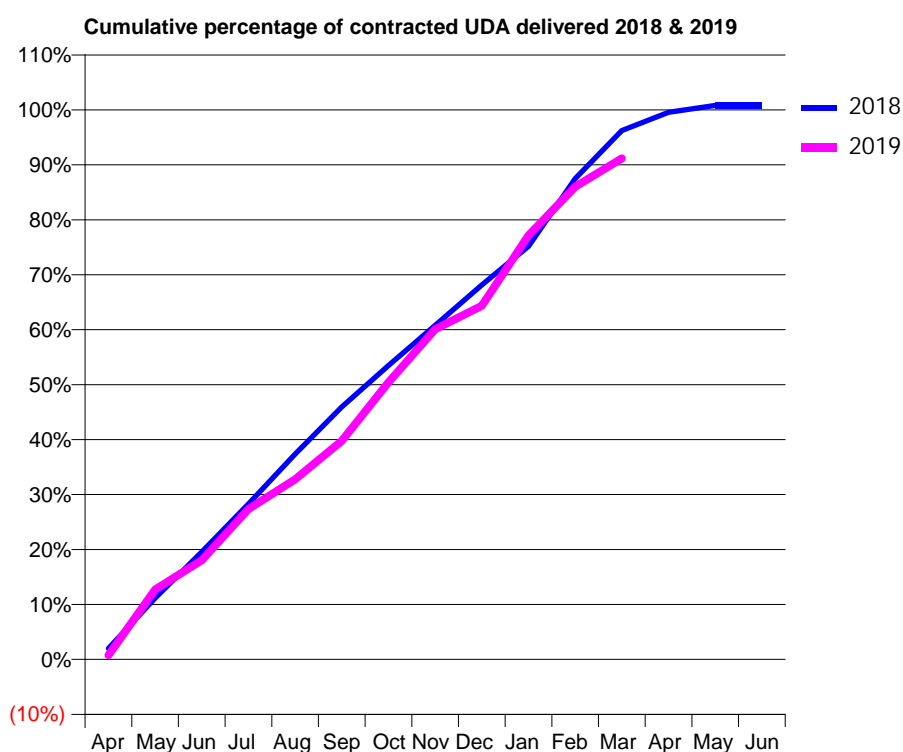
18/19 Contracted general activity (UDA)	14,985
Carry forward general activity (UDA)	-120
18/19 Contracted orthodontic activity (UOA)	0
Carry forward orthodontic activity (UOA)	0
Baseline contract value	£421,328.78

ACCESS*

Patients seen in 24 months	Total	Change since previous quarter
Quarter ending March 2018	5,736	
Quarter ending June 2018	5,676	↓
Quarter ending September 2018	5,648	→
Quarter ending December 2018	5,706	→
Quarter ending March 2019	5,944	↑
Variance since March 2018	3.6%	↑



ACTIVITY



Month	2018	2019
April	300	120
May	1,675	1,907
June	2,927	2,702
July	4,238	4,099
August	5,603	4,911
September	6,887	5,959
October	8,011	7,558
November	9,110	9,006
December	10,210	9,641
January	11,269	11,561
February	13,113	12,888
March	14,419	13,659
April	14,917	
May	15,104	
June	15,105	

QUALITY

	Quantity	Base Number	Contract	AT	Region	England
% of FP17s for the same patient ID Re-attending within 3 months - Children	104	1,621	6.4%	10.7%	11.5%	11.8%
% of FP17s for the same patient ID Re-attending within 3 months - Adults	682	6,509	10.5%	14.1%	15.2%	15.7%
% of FP17s for the same patient ID Re-attending between 3 & 9 months - Children	973	1,621	60.0%	60.1%	60.2%	58.9%
% of FP17s for the same patient ID Re-attending between 3 & 9 months - Adults	4,031	6,509	61.9%	49.2%	51.8%	50.8%
% of FP17s for Band 1 Urgent Courses	440	7,778	5.7%	9.2%	8.1%	9.1%
% of FP17s Relating to Free Repair or Replacements	94	7,778	1.2%	0.7%	0.8%	0.8%
% of FP17s Relating to Continuations	74	7,778	1.0%	1.0%	0.9%	0.9%
% of Patients satisfied with the dentistry they have received	3	3	N/A	92.5%	92.7%	92.5%
% of Patients satisfied with the time they had to wait for an appointment	3	3	N/A	85.3%	87.4%	87.0%

* This is based on patients treated on this contract for their most recent course of treatment. Figures in italics indicate the base number of FP17s or Patient Questionnaire responses are less than 100. N/A is shown where the base number of responses is less than 10 during the period. % is calculated as Quantity/Base number*100

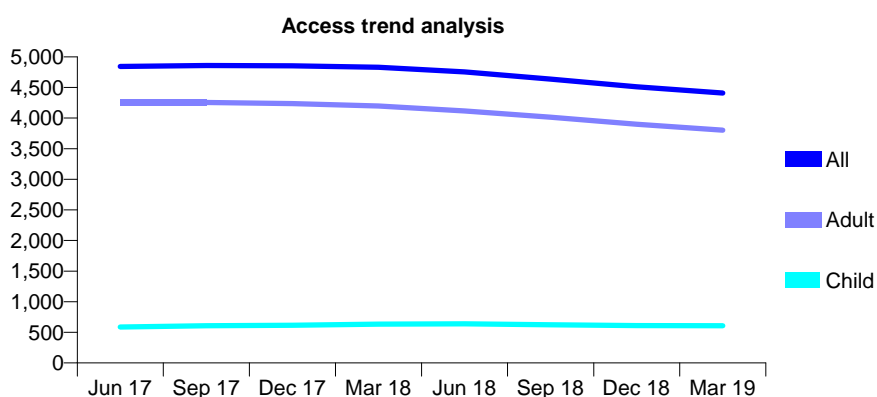
Q56 - Vital Signs At a Glance Contract Report for 189901/0002 - March 2019

Name or company name	Enslin Limited
Contract type name	GDS Contract
Purpose of contract	General
Contract start date	01/04/2013
Contract end date	

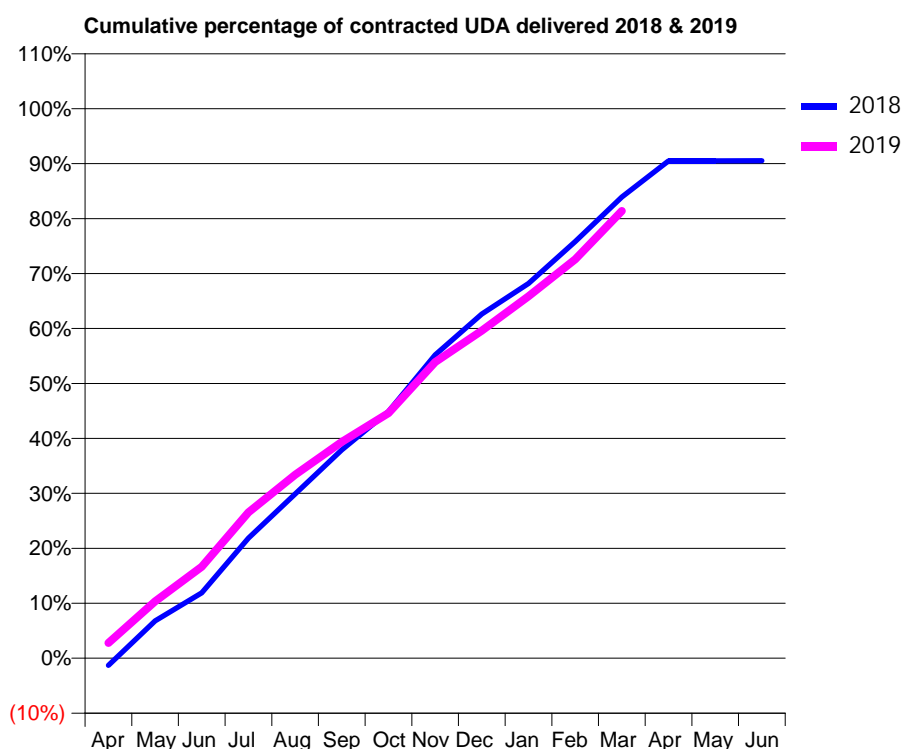
18/19 Contracted general activity (UDA)	15,500
Carry forward general activity (UDA)	0
18/19 Contracted orthodontic activity (UOA)	0
Carry forward orthodontic activity (UOA)	0
Baseline contract value	£394,225.70

ACCESS*

Patients seen in 24 months	Total	Change since previous quarter
Quarter ending March 2018	4,831	
Quarter ending June 2018	4,755	↓
Quarter ending September 2018	4,638	↓
Quarter ending December 2018	4,511	↓
Quarter ending March 2019	4,409	↓
Variance since March 2018	(8.7%)	↓



ACTIVITY



Month	2018	2019
April	-205	431
May	1,056	1,605
June	1,846	2,583
July	3,387	4,119
August	4,634	5,179
September	5,875	6,104
October	6,961	6,911
November	8,557	8,351
December	9,705	9,238
January	10,570	10,206
February	11,754	11,252
March	13,007	12,614
April	14,028	
May	14,028	
June	14,031	

QUALITY

	Quantity	Base Number	Contract	AT	Region	England
% of FP17s for the same patient ID Re-attending within 3 months - Children	39	833	4.7%	10.7%	11.5%	11.8%
% of FP17s for the same patient ID Re-attending within 3 months - Adults	910	5,858	15.5%	14.1%	15.2%	15.7%
% of FP17s for the same patient ID Re-attending between 3 & 9 months - Children	512	833	61.5%	60.1%	60.2%	58.9%
% of FP17s for the same patient ID Re-attending between 3 & 9 months - Adults	3,471	5,858	59.3%	49.2%	51.8%	50.8%
% of FP17s for Band 1 Urgent Courses	437	6,355	6.9%	9.2%	8.1%	9.1%
% of FP17s Relating to Free Repair or Replacements	55	6,355	0.9%	0.7%	0.8%	0.8%
% of FP17s Relating to Continuations	67	6,355	1.1%	1.0%	0.9%	0.9%
% of Patients satisfied with the dentistry they have received	2	2	N/A	92.5%	92.7%	92.5%
% of Patients satisfied with the time they had to wait for an appointment	2	2	N/A	85.3%	87.4%	87.0%

* This is based on patients treated on this contract for their most recent course of treatment.

Figures in italics indicate the base number of FP17s or Patient Questionnaire responses are less than 100. N/A is shown where the base number of responses is less than 10 during the period. % is calculated as Quantity/Base number*100

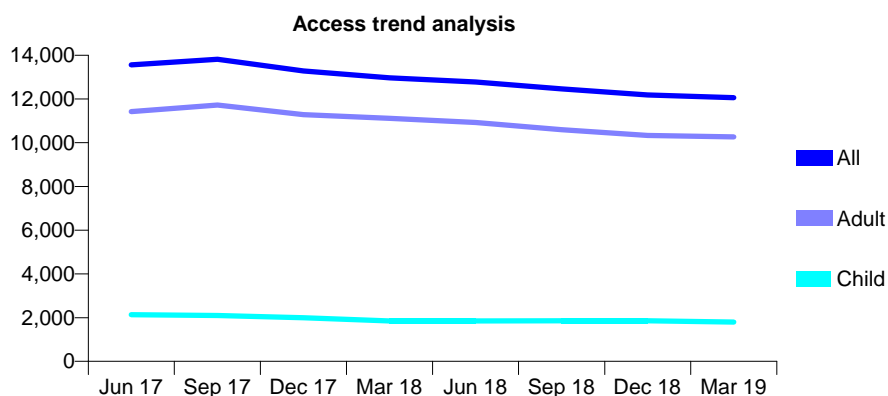
Q56 - Vital Signs At a Glance Contract Report for 190241/0001 - March 2019

Name or company name	CCS Dental Service
Contract type name	PDS Contract
Purpose of contract	General and Orthodontic
Contract start date	01/04/2010
Contract end date	30/09/2019

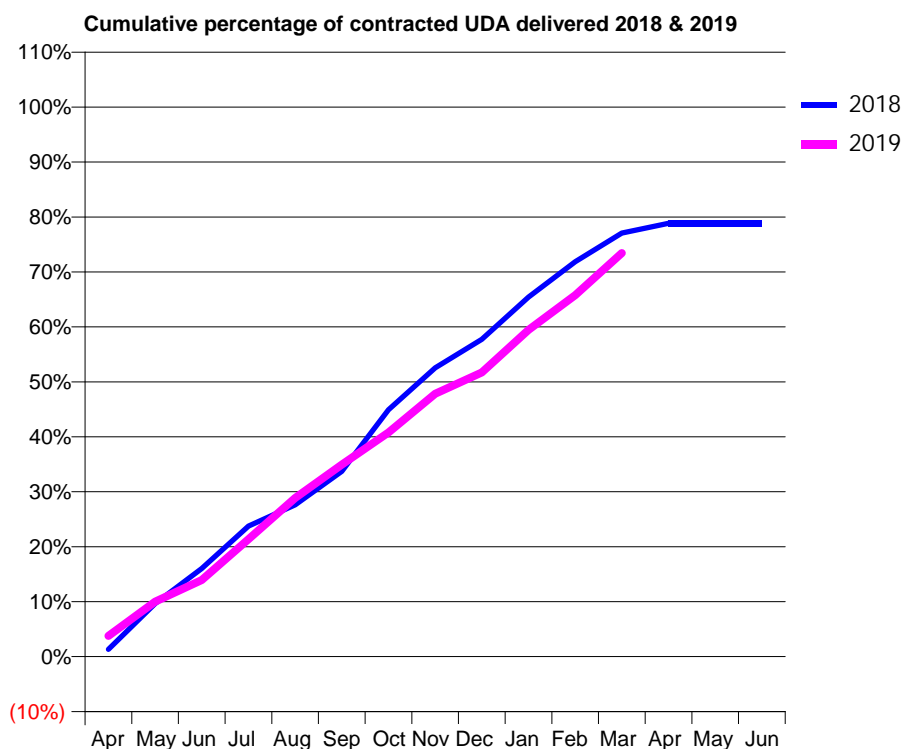
18/19 Contracted general activity (UDA)	23,865
Carry forward general activity (UDA)	0
18/19 Contracted orthodontic activity (UOA)	420
Carry forward orthodontic activity (UOA)	0
Baseline contract value	£2,667,350.54

ACCESS*

Patients seen in 24 months	Total	Change since previous quarter
Quarter ending March 2018	12,967	
Quarter ending June 2018	12,775	↓
Quarter ending September 2018	12,461	↓
Quarter ending December 2018	12,188	↓
Quarter ending March 2019	12,060	↓
Variance since March 2018	(7.0%)	↓



ACTIVITY



Month	Adjusted Scheduled Activity (UDA)	
	2018	2019
April	313	899
May	2,301	2,389
June	3,826	3,325
July	5,665	5,098
August	6,592	6,894
September	8,045	8,339
October	10,723	9,731
November	12,542	11,415
December	13,781	12,341
January	15,618	14,184
February	17,152	15,698
March	18,394	17,530
April	18,819	
May	18,817	
June	18,819	

QUALITY

	Quantity	Base Number	Contract	AT	Region	England
% of FP17s for the same patient ID Re-attending within 3 months - Children	333	3,003	11.1%	10.7%	11.5%	11.8%
% of FP17s for the same patient ID Re-attending within 3 months - Adults	1,006	10,049	10.0%	14.1%	15.2%	15.7%
% of FP17s for the same patient ID Re-attending between 3 & 9 months - Children	619	3,003	20.6%	60.1%	60.2%	58.9%
% of FP17s for the same patient ID Re-attending between 3 & 9 months - Adults	1,305	10,049	13.0%	49.2%	51.8%	50.8%
% of FP17s for Band 1 Urgent Courses	8,431	12,281	68.7%	9.2%	8.1%	9.1%
% of FP17s Relating to Free Repair or Replacements	2	12,281	0.0%	0.7%	0.8%	0.8%
% of FP17s Relating to Continuations	0	12,281	0.0%	1.0%	0.9%	0.9%
% of Patients satisfied with the dentistry they have received	2	2	N/A	92.5%	92.7%	92.5%
% of Patients satisfied with the time they had to wait for an appointment	2	2	N/A	85.3%	87.4%	87.0%

* This is based on patients treated on this contract for their most recent course of treatment. Figures in italics indicate the base number of FP17s or Patient Questionnaire responses are less than 100. N/A is shown where the base number of responses is less than 10 during the period. % is calculated as Quantity/Base number*100

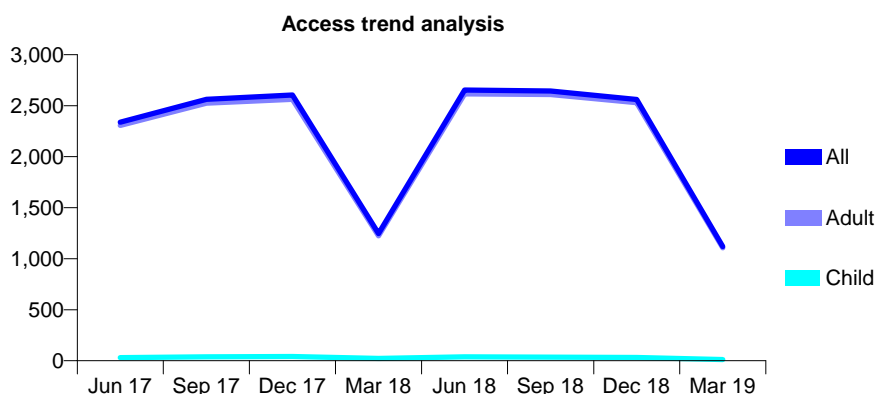
Q56 - Vital Signs At a Glance Contract Report for 190241/0003 - March 2019

Name or company name	CCS Dental Service
Contract type name	PDS Contract
Purpose of contract	General
Contract start date	01/10/2013
Contract end date	31/03/2019

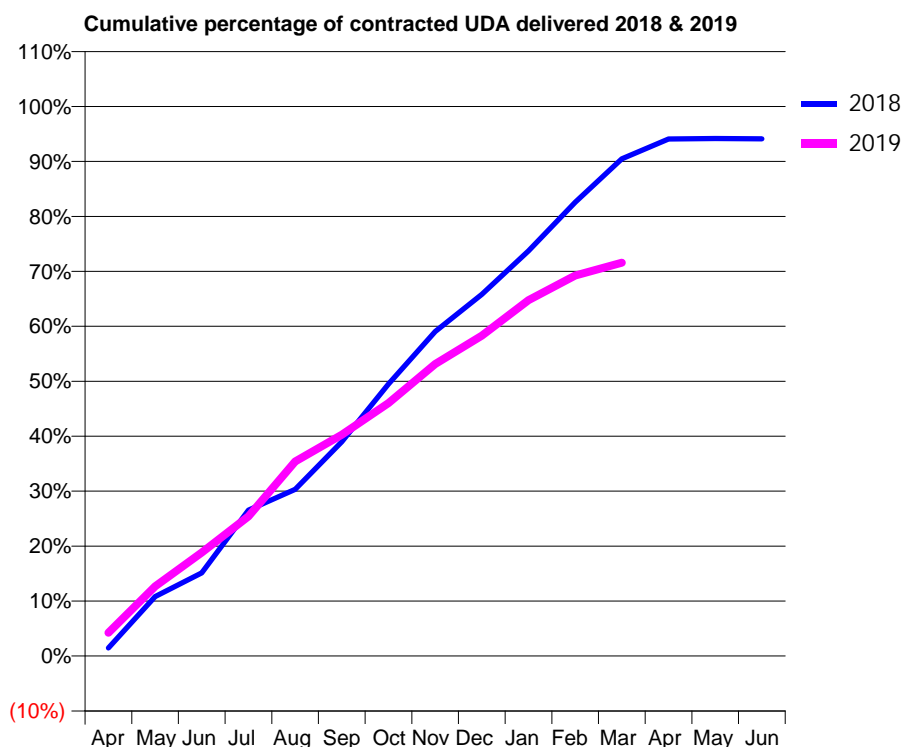
18/19 Contracted general activity (UDA)	8,690
Carry forward general activity (UDA)	0
18/19 Contracted orthodontic activity (UOA)	0
Carry forward orthodontic activity (UOA)	0
Baseline contract value	£890,390.48

ACCESS*

Patients seen in 24 months	Total	Change since previous quarter
Quarter ending March 2018	1,247	
Quarter ending June 2018	2,653	↑
Quarter ending September 2018	2,644	→
Quarter ending December 2018	2,562	↓
Quarter ending March 2019	1,119	↓
Variance since March 2018	(10.3%)	↓



ACTIVITY



Month	Adjusted Scheduled Activity (UDA)	
	2018	2019
April	128	368
May	942	1,102
June	1,314	1,635
July	2,307	2,209
August	2,637	3,076
September	3,387	3,499
October	4,300	4,000
November	5,132	4,618
December	5,718	5,065
January	6,405	5,627
February	7,174	6,018
March	7,861	6,220
April	8,175	
May	8,182	
June	8,179	

QUALITY

	Quantity	Base Number	Contract	AT	Region	England
% of FP17s for the same patient ID Re-attending within 3 months - Children	0	51	0.0%	10.7%	11.5%	11.8%
% of FP17s for the same patient ID Re-attending within 3 months - Adults	13	2,362	0.6%	14.1%	15.2%	15.7%
% of FP17s for the same patient ID Re-attending between 3 & 9 months - Children	0	51	0.0%	60.1%	60.2%	58.9%
% of FP17s for the same patient ID Re-attending between 3 & 9 months - Adults	4	2,362	0.2%	49.2%	51.8%	50.8%
% of FP17s for Band 1 Urgent Courses	0	2,265	0.0%	9.2%	8.1%	9.1%
% of FP17s Relating to Free Repair or Replacements	0	2,265	0.0%	0.7%	0.8%	0.8%
% of FP17s Relating to Continuations	0	2,265	0.0%	1.0%	0.9%	0.9%
% of Patients satisfied with the dentistry they have received	0	0	N/A	92.5%	92.7%	92.5%
% of Patients satisfied with the time they had to wait for an appointment	0	0	N/A	85.3%	87.4%	87.0%

* This is based on patients treated on this contract for their most recent course of treatment. Figures in italics indicate the base number of FP17s or Patient Questionnaire responses are less than 100. N/A is shown where the base number of responses is less than 10 during the period. % is calculated as Quantity/Base number*100

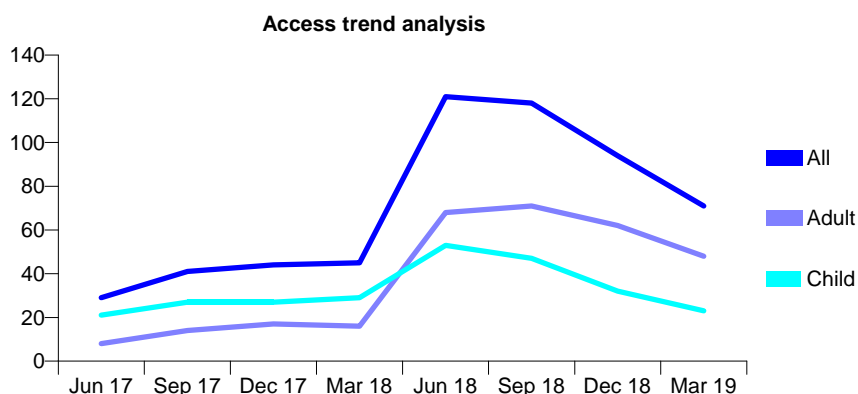
Q56 - Vital Signs At a Glance Contract Report for 190241/0004 - March 2019

Name or company name	CCS Dental Service
Contract type name	PDS Contract
Purpose of contract	General
Contract start date	01/04/2014
Contract end date	30/09/2019

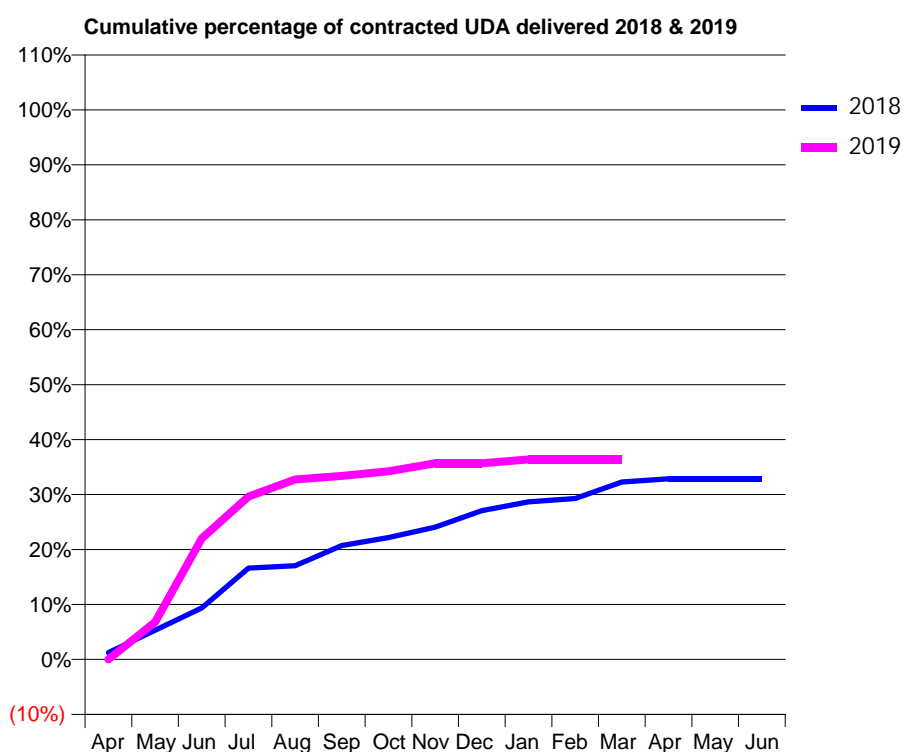
18/19 Contracted general activity (UDA)	500
Carry forward general activity (UDA)	0
18/19 Contracted orthodontic activity (UOA)	0
Carry forward orthodontic activity (UOA)	0
Baseline contract value	£15,993.89

ACCESS*

Patients seen in 24 months	Total	Change since previous quarter
Quarter ending March 2018	45	
Quarter ending June 2018	121	↑
Quarter ending September 2018	118	↓
Quarter ending December 2018	94	↓
Quarter ending March 2019	71	↓
Variance since March 2018	57.8%	↑



ACTIVITY



Month	Adjusted Scheduled Activity (UDA)	
	2018	2019
April	6	0
May	27	34
June	47	110
July	83	148
August	85	164
September	104	167
October	111	171
November	120	178
December	135	178
January	143	182
February	146	182
March	161	182
April	164	
May	164	
June	164	

QUALITY

	Quantity	Base Number	Contract	AT	Region	England
% of FP17s for the same patient ID Re-attending within 3 months - Children	0	35	0.0%	10.7%	11.5%	11.8%
% of FP17s for the same patient ID Re-attending within 3 months - Adults	0	86	0.0%	14.1%	15.2%	15.7%
% of FP17s for the same patient ID Re-attending between 3 & 9 months - Children	0	35	0.0%	60.1%	60.2%	58.9%
% of FP17s for the same patient ID Re-attending between 3 & 9 months - Adults	1	86	1.2%	49.2%	51.8%	50.8%
% of FP17s for Band 1 Urgent Courses	70	119	58.8%	9.2%	8.1%	9.1%
% of FP17s Relating to Free Repair or Replacements	0	119	0.0%	0.7%	0.8%	0.8%
% of FP17s Relating to Continuations	0	119	0.0%	1.0%	0.9%	0.9%
% of Patients satisfied with the dentistry they have received	0	0	N/A	92.5%	92.7%	92.5%
% of Patients satisfied with the time they had to wait for an appointment	0	0	N/A	85.3%	87.4%	87.0%

* This is based on patients treated on this contract for their most recent course of treatment. Figures in italics indicate the base number of FP17s or Patient Questionnaire responses are less than 100. N/A is shown where the base number of responses is less than 10 during the period. % is calculated as Quantity/Base number*100

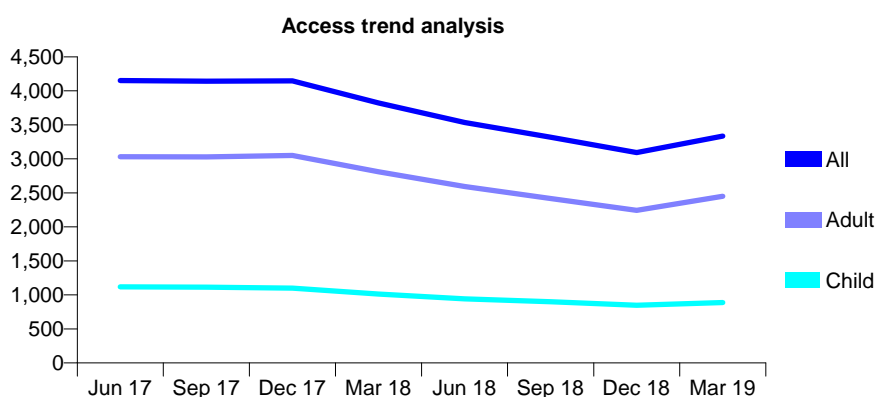
Q56 - Vital Signs At a Glance Contract Report for 190713/0001 - March 2019

Name or company name	Mazdak Eyrumlu and Azad Eyrumlu
Contract type name	GDS Contract
Purpose of contract	General
Contract start date	01/04/2011
Contract end date	

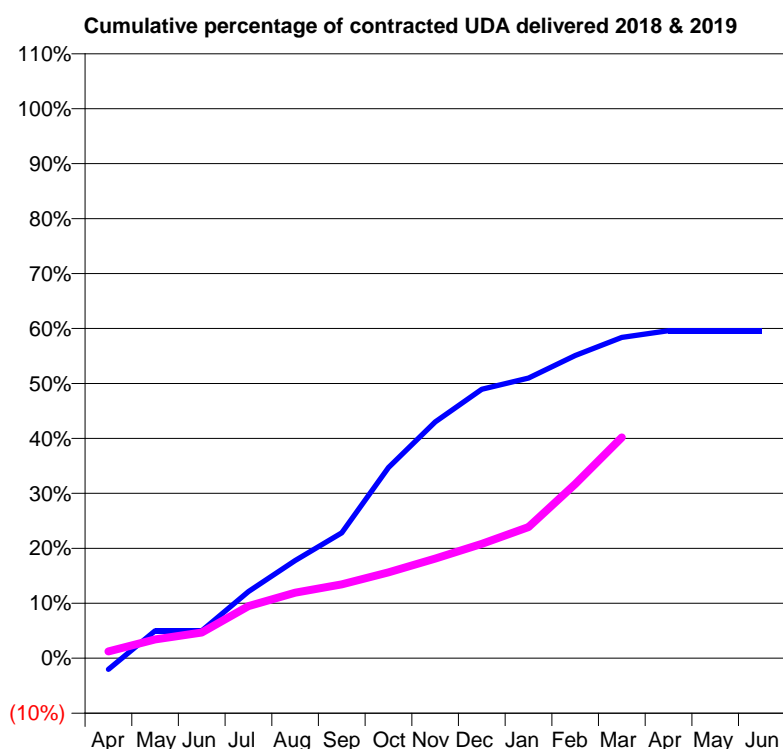
18/19 Contracted general activity (UDA)	16,000
Carry forward general activity (UDA)	0
18/19 Contracted orthodontic activity (UOA)	0
Carry forward orthodontic activity (UOA)	0
Baseline contract value	£448,810.26

ACCESS*

Patients seen in 24 months	Total	Change since previous quarter
Quarter ending March 2018	3,823	
Quarter ending June 2018	3,537	↓
Quarter ending September 2018	3,318	↓
Quarter ending December 2018	3,093	↓
Quarter ending March 2019	3,337	↑
Variance since March 2018	(12.7%)	↓



ACTIVITY



Month	2018	2019
April	-327	201
May	799	551
June	799	747
July	1,943	1,516
August	2,846	1,909
September	3,651	2,153
October	5,551	2,504
November	6,884	2,902
December	7,828	3,329
January	8,156	3,820
February	8,814	5,073
March	9,341	6,427
April	9,539	
May	9,539	
June	9,540	

QUALITY

	Quantity	Base Number	Contract	AT	Region	England
% of FP17s for the same patient ID Re-attending within 3 months - Children	48	800	6.0%	10.7%	11.5%	11.8%
% of FP17s for the same patient ID Re-attending within 3 months - Adults	269	2,151	12.5%	14.1%	15.2%	15.7%
% of FP17s for the same patient ID Re-attending between 3 & 9 months - Children	202	800	25.3%	60.1%	60.2%	58.9%
% of FP17s for the same patient ID Re-attending between 3 & 9 months - Adults	581	2,151	27.0%	49.2%	51.8%	50.8%
% of FP17s for Band 1 Urgent Courses	268	2,855	9.4%	9.2%	8.1%	9.1%
% of FP17s Relating to Free Repair or Replacements	20	2,855	0.7%	0.7%	0.8%	0.8%
% of FP17s Relating to Continuations	44	2,855	1.5%	1.0%	0.9%	0.9%
% of Patients satisfied with the dentistry they have received	1	1	N/A	92.5%	92.7%	92.5%
% of Patients satisfied with the time they had to wait for an appointment	0	1	N/A	85.3%	87.4%	87.0%

* This is based on patients treated on this contract for their most recent course of treatment.

Figures in italics indicate the base number of FP17s or Patient Questionnaire responses are less than 100. N/A is shown where the base number of responses is less than 10 during the period. % is calculated as Quantity/Base number*100

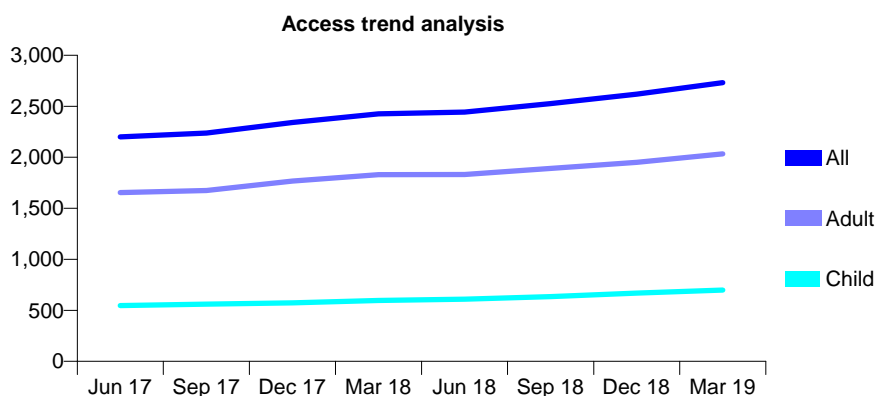
Q56 - Vital Signs At a Glance Contract Report for 190721/0001 - March 2019

Name or company name	Lisalina Smile Clinic Limited
Contract type name	GDS Contract
Purpose of contract	General
Contract start date	01/03/2014
Contract end date	

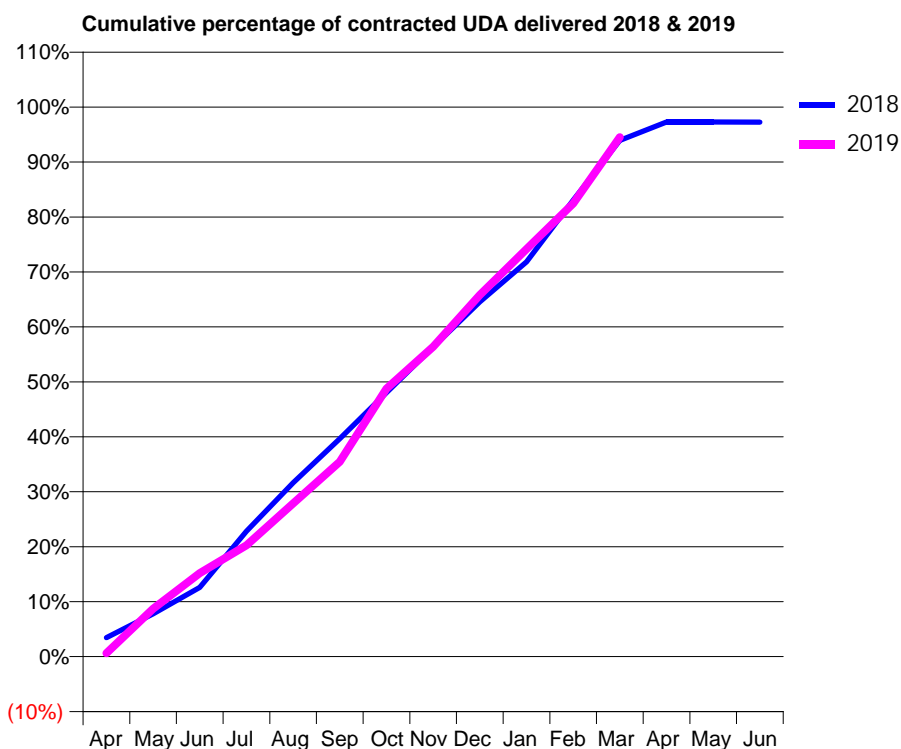
18/19 Contracted general activity (UDA)	8,013
Carry forward general activity (UDA)	220
18/19 Contracted orthodontic activity (UOA)	0
Carry forward orthodontic activity (UOA)	0
Baseline contract value	£189,159.65

ACCESS*

Patients seen in 24 months	Total	Change since previous quarter
Quarter ending March 2018	2,426	
Quarter ending June 2018	2,442	→
Quarter ending September 2018	2,526	↑
Quarter ending December 2018	2,619	↑
Quarter ending March 2019	2,732	↑
Variance since March 2018	12.6%	↑



ACTIVITY



Month	Adjusted Scheduled Activity (UDA)	
	2018	2019
April	277	50
May	626	699
June	1,009	1,218
July	1,828	1,623
August	2,537	2,235
September	3,176	2,841
October	3,850	3,907
November	4,514	4,519
December	5,172	5,273
January	5,757	5,943
February	6,657	6,606
March	7,526	7,573
April	7,794	
May	7,794	
June	7,793	

QUALITY

	Quantity	Base Number	Contract	AT	Region	England
% of FP17s for the same patient ID Re-attending within 3 months - Children	81	1,036	7.8%	10.7%	11.5%	11.8%
% of FP17s for the same patient ID Re-attending within 3 months - Adults	384	2,869	13.4%	14.1%	15.2%	15.7%
% of FP17s for the same patient ID Re-attending between 3 & 9 months - Children	578	1,036	55.8%	60.1%	60.2%	58.9%
% of FP17s for the same patient ID Re-attending between 3 & 9 months - Adults	1,633	2,869	56.9%	49.2%	51.8%	50.8%
% of FP17s for Band 1 Urgent Courses	214	3,796	5.6%	9.2%	8.1%	9.1%
% of FP17s Relating to Free Repair or Replacements	4	3,796	0.1%	0.7%	0.8%	0.8%
% of FP17s Relating to Continuations	22	3,796	0.6%	1.0%	0.9%	0.9%
% of Patients satisfied with the dentistry they have received	1	1	N/A	92.5%	92.7%	92.5%
% of Patients satisfied with the time they had to wait for an appointment	1	1	N/A	85.3%	87.4%	87.0%

* This is based on patients treated on this contract for their most recent course of treatment. Figures in italics indicate the base number of FP17s or Patient Questionnaire responses are less than 100. N/A is shown where the base number of responses is less than 10 during the period. % is calculated as Quantity/Base number*100

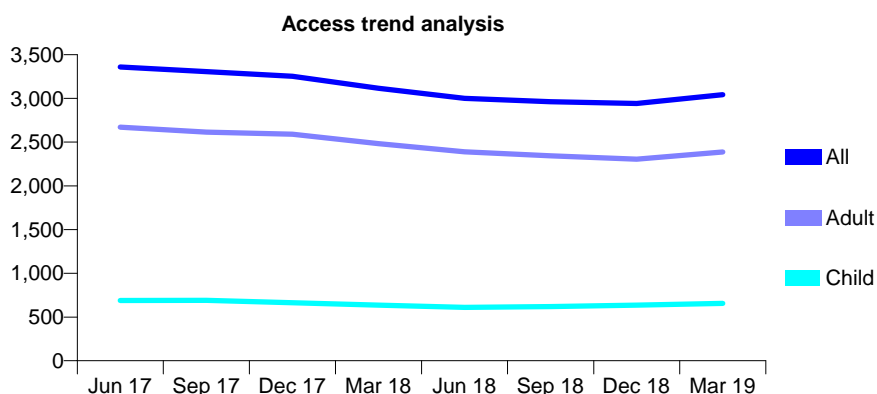
Q56 - Vital Signs At a Glance Contract Report for 191701/0001 - March 2019

Name or company name	Olive Dental Care Ltd
Contract type name	GDS Contract
Purpose of contract	General
Contract start date	01/06/2009
Contract end date	

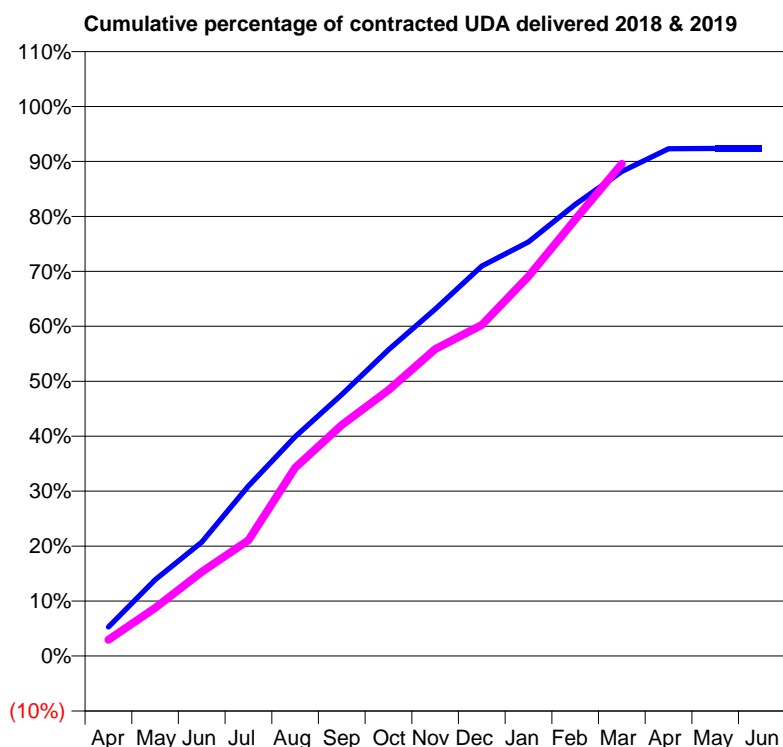
18/19 Contracted general activity (UDA)	9,022
Carry forward general activity (UDA)	0
18/19 Contracted orthodontic activity (UOA)	0
Carry forward orthodontic activity (UOA)	0
Baseline contract value	£227,060.46

ACCESS*

Patients seen in 24 months	Total	Change since previous quarter
Quarter ending March 2018	3,117	
Quarter ending June 2018	3,000	↓
Quarter ending September 2018	2,963	↓
Quarter ending December 2018	2,941	→
Quarter ending March 2019	3,044	↑
Variance since March 2018	(2.3%)	↓



ACTIVITY



Month	Adjusted Scheduled Activity (UDA)	
	2018	2019
April	476	268
May	1,254	788
June	1,869	1,380
July	2,792	1,902
August	3,601	3,092
September	4,291	3,793
October	5,027	4,364
November	5,695	5,039
December	6,400	5,436
January	6,799	6,233
February	7,411	7,166
March	7,954	8,079
April	8,328	
May	8,331	
June	8,331	

QUALITY

	Quantity	Base Number	Contract	AT	Region	England
% of FP17s for the same patient ID Re-attending within 3 months - Children	52	879	5.9%	10.7%	11.5%	11.8%
% of FP17s for the same patient ID Re-attending within 3 months - Adults	393	3,227	12.2%	14.1%	15.2%	15.7%
% of FP17s for the same patient ID Re-attending between 3 & 9 months - Children	475	879	54.0%	60.1%	60.2%	58.9%
% of FP17s for the same patient ID Re-attending between 3 & 9 months - Adults	1,725	3,227	53.5%	49.2%	51.8%	50.8%
% of FP17s for Band 1 Urgent Courses	253	3,857	6.6%	9.2%	8.1%	9.1%
% of FP17s Relating to Free Repair or Replacements	26	3,857	0.7%	0.7%	0.8%	0.8%
% of FP17s Relating to Continuations	66	3,857	1.7%	1.0%	0.9%	0.9%
% of Patients satisfied with the dentistry they have received	2	2	N/A	92.5%	92.7%	92.5%
% of Patients satisfied with the time they had to wait for an appointment	1	2	N/A	85.3%	87.4%	87.0%

* This is based on patients treated on this contract for their most recent course of treatment. Figures in italics indicate the base number of FP17s or Patient Questionnaire responses are less than 100. N/A is shown where the base number of responses is less than 10 during the period. % is calculated as Quantity/Base number*100

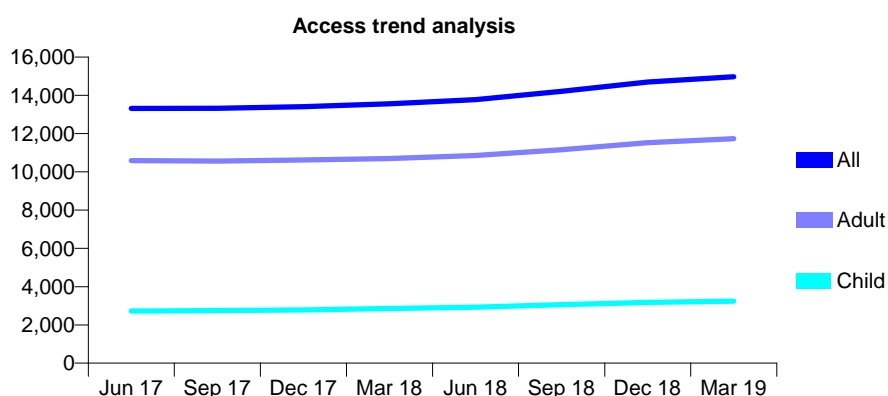
Q56 - Vital Signs At a Glance Contract Report for 192562/0001 - March 2019

Name or company name	All Saints Green Dental Clinic Limited
Contract type name	GDS Contract
Purpose of contract	General
Contract start date	01/02/2012
Contract end date	

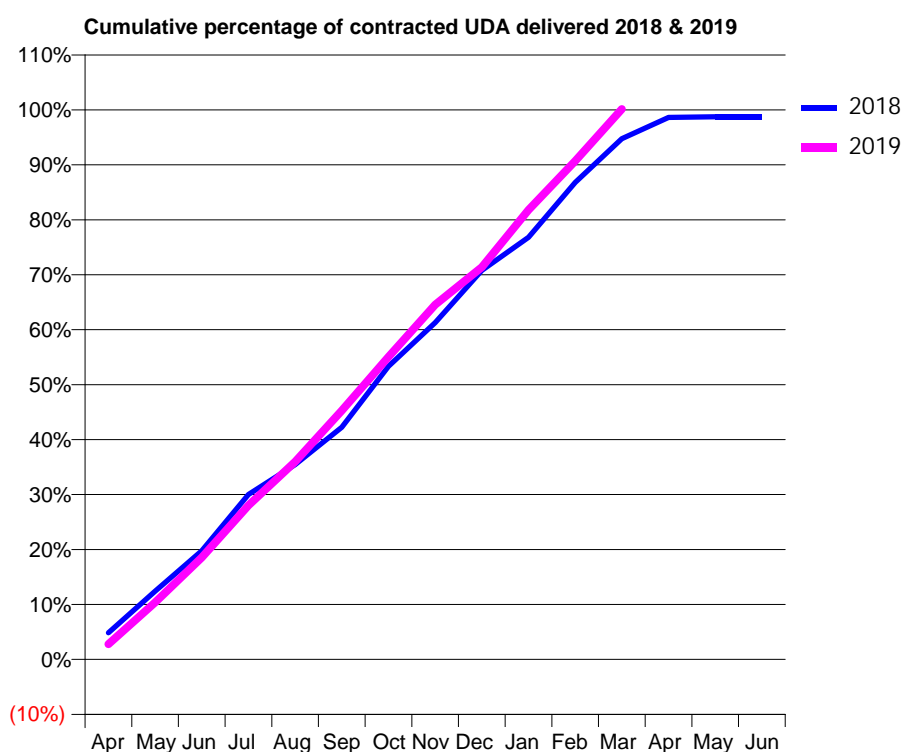
18/19 Contracted general activity (UDA)	45,100
Carry forward general activity (UDA)	576
18/19 Contracted orthodontic activity (UOA)	0
Carry forward orthodontic activity (UOA)	0
Baseline contract value	£1,205,348.61

ACCESS*

Patients seen in 24 months	Total	Change since previous quarter
Quarter ending March 2018	13,558	
Quarter ending June 2018	13,774	→
Quarter ending September 2018	14,215	↑
Quarter ending December 2018	14,693	↑
Quarter ending March 2019	14,970	→
Variance since March 2018	10.4%	↑



ACTIVITY



Month	Adjusted Scheduled Activity (UDA)	
	2018	2019
April	2,180	1,253
May	5,594	4,688
June	8,916	8,359
July	13,532	12,645
August	15,990	16,220
September	19,054	20,414
October	24,066	24,822
November	27,636	29,118
December	31,925	32,180
January	34,641	36,883
February	39,147	40,903
March	42,737	45,158
April	44,474	
May	44,528	
June	44,524	

QUALITY

	Quantity	Base Number	Contract	AT	Region	England
% of FP17s for the same patient ID Re-attending within 3 months - Children	384	4,743	8.1%	10.7%	11.5%	11.8%
% of FP17s for the same patient ID Re-attending within 3 months - Adults	2,240	16,123	13.9%	14.1%	15.2%	15.7%
% of FP17s for the same patient ID Re-attending between 3 & 9 months - Children	2,684	4,743	56.6%	60.1%	60.2%	58.9%
% of FP17s for the same patient ID Re-attending between 3 & 9 months - Adults	7,877	16,123	48.9%	49.2%	51.8%	50.8%
% of FP17s for Band 1 Urgent Courses	1,626	20,007	8.1%	9.2%	8.1%	9.1%
% of FP17s Relating to Free Repair or Replacements	226	20,007	1.1%	0.7%	0.8%	0.8%
% of FP17s Relating to Continuations	81	20,007	0.4%	1.0%	0.9%	0.9%
% of Patients satisfied with the dentistry they have received	4	5	N/A	92.5%	92.7%	92.5%
% of Patients satisfied with the time they had to wait for an appointment	5	5	N/A	85.3%	87.4%	87.0%

* This is based on patients treated on this contract for their most recent course of treatment.

Figures in italics indicate the base number of FP17s or Patient Questionnaire responses are less than 100. N/A is shown where the base number of responses is less than 10 during the period. % is calculated as Quantity/Base number*100

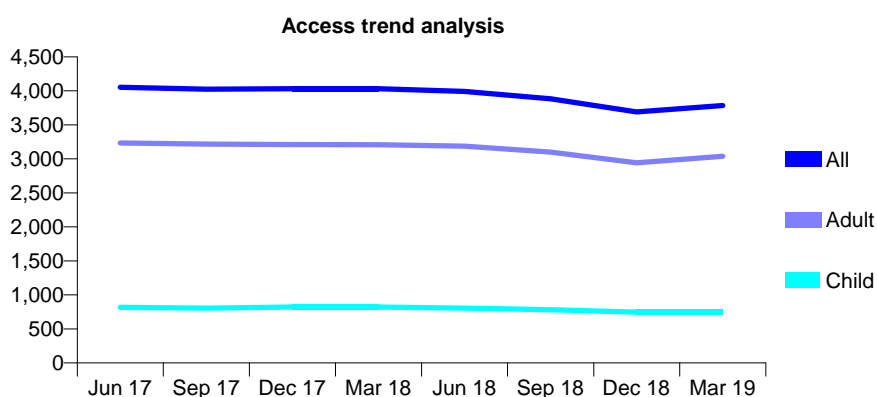
Q56 - Vital Signs At a Glance Contract Report for 193070/0001 - March 2019

Name or company name	Wickham Dental Practice Ltd
Contract type name	Pilot Contract
Purpose of contract	General
Contract start date	01/06/2014
Contract end date	

18/19 Contracted general activity (UDA)	11,872
Carry forward general activity (UDA)	0
18/19 Contracted orthodontic activity (UOA)	0
Carry forward orthodontic activity (UOA)	0
Baseline contract value	£285,421.96

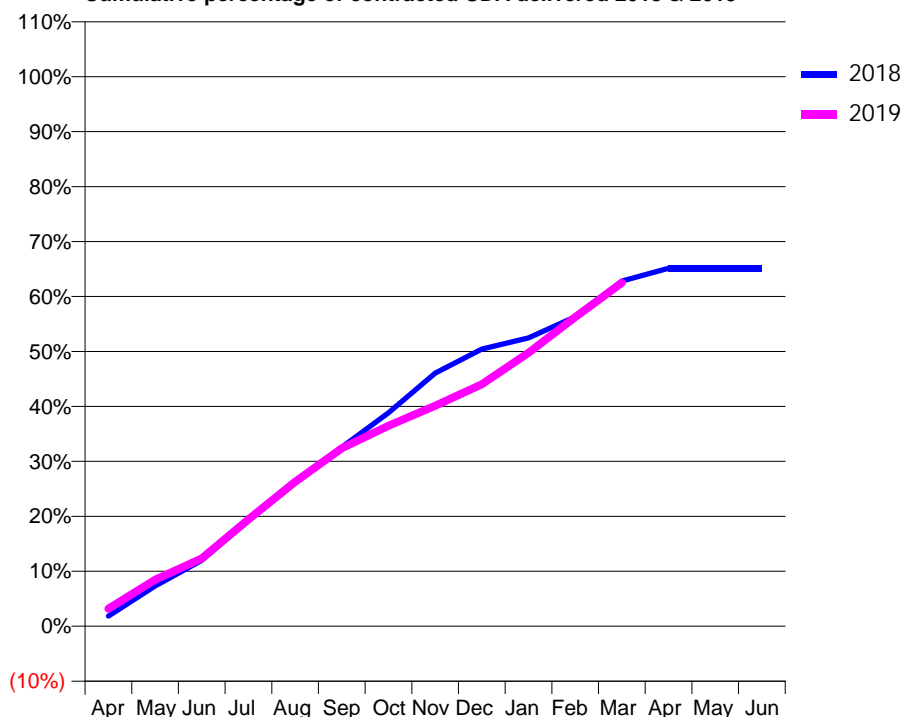
ACCESS*

Patients seen in 24 months	Total	Change since previous quarter
Quarter ending March 2018	4,032	
Quarter ending June 2018	3,991	↓
Quarter ending September 2018	3,883	↓
Quarter ending December 2018	3,691	↓
Quarter ending March 2019	3,785	↑
Variance since March 2018	(6.1%)	↓



ACTIVITY

Cumulative percentage of contracted UDA delivered 2018 & 2019



Adjusted Scheduled Activity (UDA)

Month	2018	2019
April	219	380
May	869	1,005
June	1,423	1,464
July	2,285	2,309
August	3,108	3,121
September	3,867	3,845
October	4,610	4,330
November	5,469	4,765
December	5,987	5,224
January	6,226	5,907
February	6,685	6,678
March	7,458	7,417
April	7,731	
May	7,734	
June	7,735	

QUALITY

	Quantity	Base Number	Contract	AT	Region	England
% of FP17s for the same patient ID Re-attending within 3 months - Children	21	676	3.1%	10.7%	11.5%	11.8%
% of FP17s for the same patient ID Re-attending within 3 months - Adults	219	2,755	7.9%	14.1%	15.2%	15.7%
% of FP17s for the same patient ID Re-attending between 3 & 9 months - Children	121	676	17.9%	60.1%	60.2%	58.9%
% of FP17s for the same patient ID Re-attending between 3 & 9 months - Adults	506	2,755	18.4%	49.2%	51.8%	50.8%
% of FP17s for Band 1 Urgent Courses	36	3,337	1.1%	9.2%	8.1%	9.1%
% of FP17s Relating to Free Repair or Replacements	3	3,337	0.1%	0.7%	0.8%	0.8%
% of FP17s Relating to Continuations	97	3,337	2.9%	1.0%	0.9%	0.9%
% of Patients satisfied with the dentistry they have received	1	1	N/A	92.5%	92.7%	92.5%
% of Patients satisfied with the time they had to wait for an appointment	0	1	N/A	85.3%	87.4%	87.0%

* This is based on patients treated on this contract for their most recent course of treatment.

Figures in italics indicate the base number of FP17s or Patient Questionnaire responses are less than 100. N/A is shown where the base number of responses is less than 10 during the period. % is calculated as Quantity/Base number*100

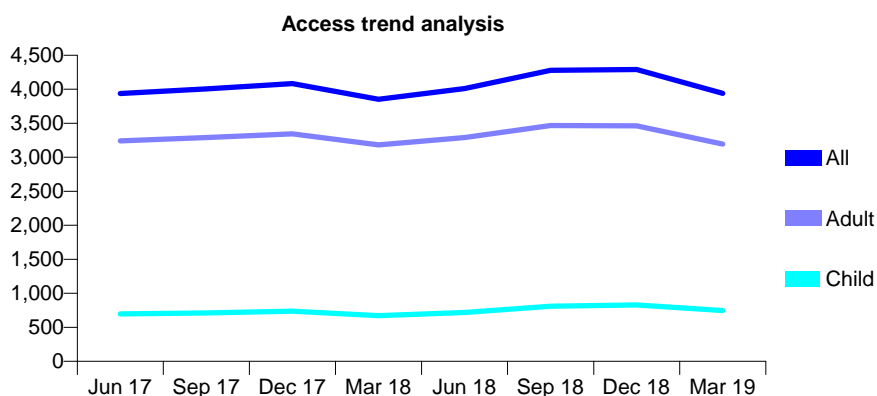
Q56 - Vital Signs At a Glance Contract Report for 193712/0001 - March 2019

Name or company name	Dr K.A Fagher & Dr A. Surti
Contract type name	GDS Contract
Purpose of contract	General
Contract start date	08/05/2015
Contract end date	

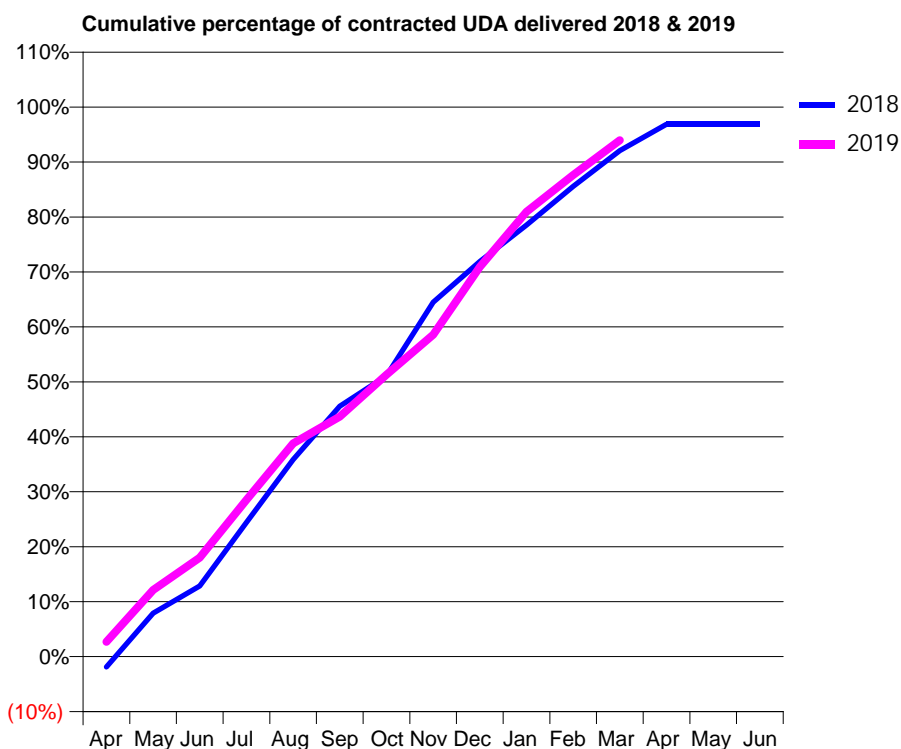
18/19 Contracted general activity (UDA)	9,810
Carry forward general activity (UDA)	305
18/19 Contracted orthodontic activity (UOA)	0
Carry forward orthodontic activity (UOA)	0
Baseline contract value	£226,496.00

ACCESS*

Patients seen in 24 months	Total	Change since previous quarter
Quarter ending March 2018	3,852	
Quarter ending June 2018	4,011	↑
Quarter ending September 2018	4,279	↑
Quarter ending December 2018	4,292	→
Quarter ending March 2019	3,941	↓
Variance since March 2018	2.3%	↑



ACTIVITY



Month	Adjusted Scheduled Activity (UDA)	
	2018	2019
April	-188	265
May	777	1,189
June	1,262	1,766
July	2,396	2,799
August	3,517	3,808
September	4,470	4,285
October	5,012	5,033
November	6,326	5,749
December	7,052	6,956
January	7,704	7,939
February	8,396	8,597
March	9,031	9,219
April	9,505	
May	9,505	
June	9,505	

QUALITY

	Quantity	Base Number	Contract	AT	Region	England
% of FP17s for the same patient ID Re-attending within 3 months - Children	86	1,321	6.5%	10.7%	11.5%	11.8%
% of FP17s for the same patient ID Re-attending within 3 months - Adults	574	4,802	12.0%	14.1%	15.2%	15.7%
% of FP17s for the same patient ID Re-attending between 3 & 9 months - Children	734	1,321	55.6%	60.1%	60.2%	58.9%
% of FP17s for the same patient ID Re-attending between 3 & 9 months - Adults	2,083	4,802	43.4%	49.2%	51.8%	50.8%
% of FP17s for Band 1 Urgent Courses	512	5,870	8.7%	9.2%	8.1%	9.1%
% of FP17s Relating to Free Repair or Replacements	38	5,870	0.6%	0.7%	0.8%	0.8%
% of FP17s Relating to Continuations	37	5,870	0.6%	1.0%	0.9%	0.9%
% of Patients satisfied with the dentistry they have received	1	1	N/A	92.5%	92.7%	92.5%
% of Patients satisfied with the time they had to wait for an appointment	1	1	N/A	85.3%	87.4%	87.0%

* This is based on patients treated on this contract for their most recent course of treatment. Figures in italics indicate the base number of FP17s or Patient Questionnaire responses are less than 100. N/A is shown where the base number of responses is less than 10 during the period. % is calculated as Quantity/Base number*100

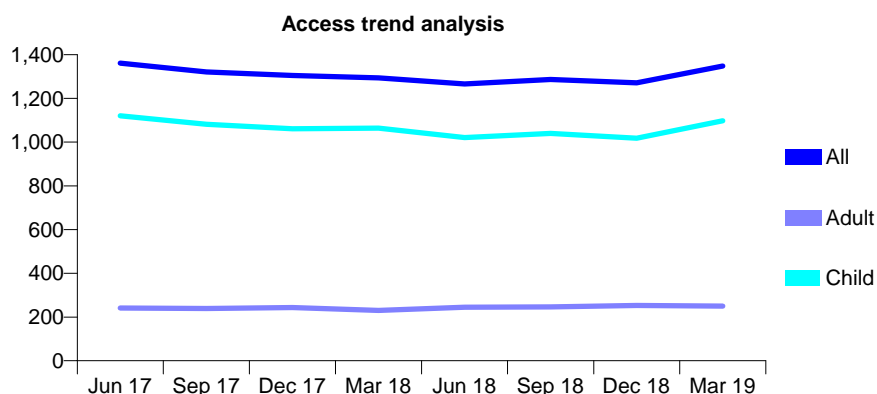
Q56 - Vital Signs At a Glance Contract Report for 195618/0001 - March 2019

Name or company name	Dr P Wilson and Dr G Singh
Contract type name	GDS Contract
Purpose of contract	General
Contract start date	01/06/2008
Contract end date	

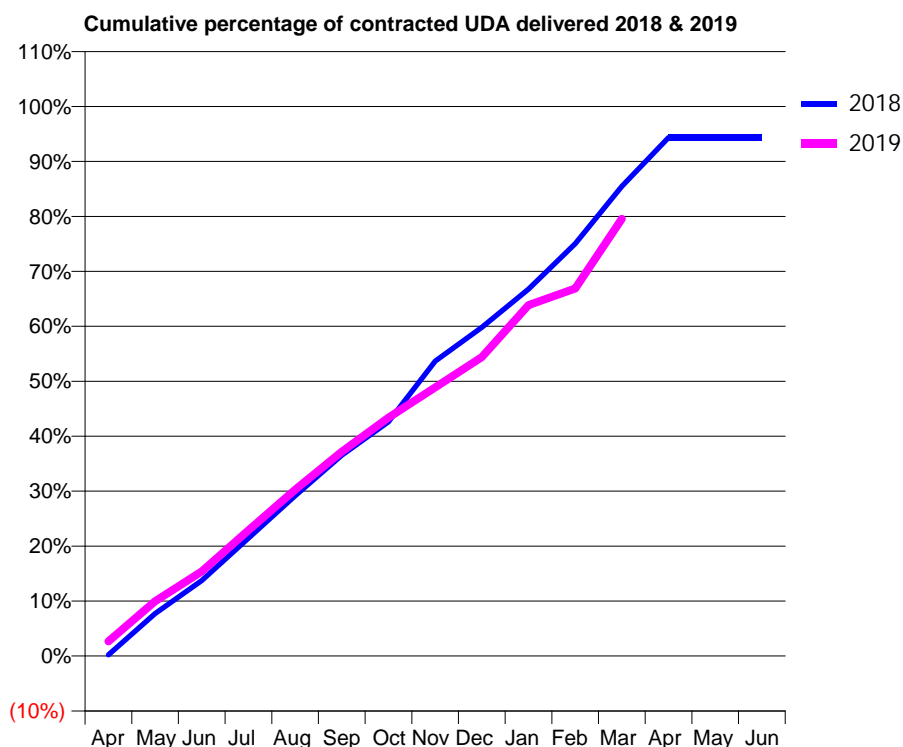
18/19 Contracted general activity (UDA)	3,217
Carry forward general activity (UDA)	0
18/19 Contracted orthodontic activity (UOA)	0
Carry forward orthodontic activity (UOA)	0
Baseline contract value	£93,202.98

ACCESS*

Patients seen in 24 months	Total	Change since previous quarter
Quarter ending March 2018	1,294	
Quarter ending June 2018	1,266	↓
Quarter ending September 2018	1,286	→
Quarter ending December 2018	1,271	↓
Quarter ending March 2019	1,348	↑
Variance since March 2018	4.2%	↑



ACTIVITY



Month	Adjusted Scheduled Activity (UDA)	
	2018	2019
April	7	86
May	249	321
June	442	495
July	689	736
August	939	974
September	1,176	1,196
October	1,371	1,396
November	1,726	1,572
December	1,924	1,750
January	2,148	2,054
February	2,414	2,152
March	2,749	2,560
April	3,035	
May	3,035	
June	3,035	

QUALITY

	Quantity	Base Number	Contract	AT	Region	England
% of FP17s for the same patient ID Re-attending within 3 months - Children	96	1,953	4.9%	10.7%	11.5%	11.8%
% of FP17s for the same patient ID Re-attending within 3 months - Adults	13	129	10.1%	14.1%	15.2%	15.7%
% of FP17s for the same patient ID Re-attending between 3 & 9 months - Children	1,381	1,953	70.7%	60.1%	60.2%	58.9%
% of FP17s for the same patient ID Re-attending between 3 & 9 months - Adults	99	129	76.7%	49.2%	51.8%	50.8%
% of FP17s for Band 1 Urgent Courses	43	1,958	2.2%	9.2%	8.1%	9.1%
% of FP17s Relating to Free Repair or Replacements	0	1,958	0.0%	0.7%	0.8%	0.8%
% of FP17s Relating to Continuations	0	1,958	0.0%	1.0%	0.9%	0.9%
% of Patients satisfied with the dentistry they have received	0	0	N/A	92.5%	92.7%	92.5%
% of Patients satisfied with the time they had to wait for an appointment	0	0	N/A	85.3%	87.4%	87.0%

* This is based on patients treated on this contract for their most recent course of treatment. Figures in italics indicate the base number of FP17s or Patient Questionnaire responses are less than 100. N/A is shown where the base number of responses is less than 10 during the period. % is calculated as Quantity/Base number*100

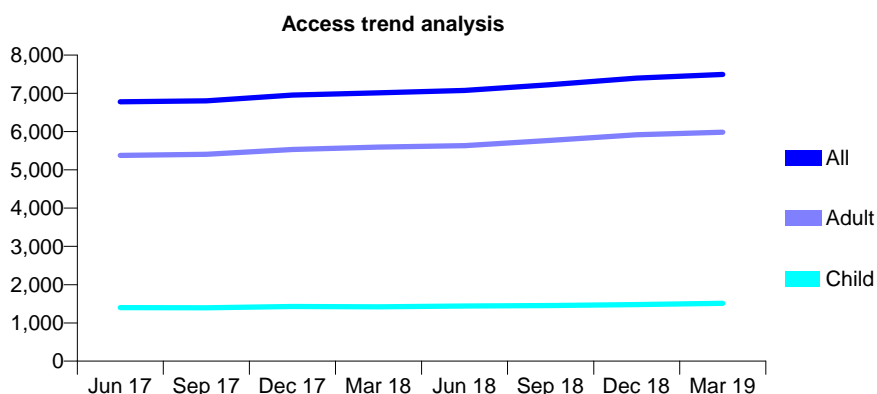
Q56 - Vital Signs At a Glance Contract Report for 197254/0001 - March 2019

Name or company name	Miss Susan Allen and Mr Terence Michael
Contract type name	GDS Contract
Purpose of contract	General
Contract start date	01/03/2014
Contract end date	

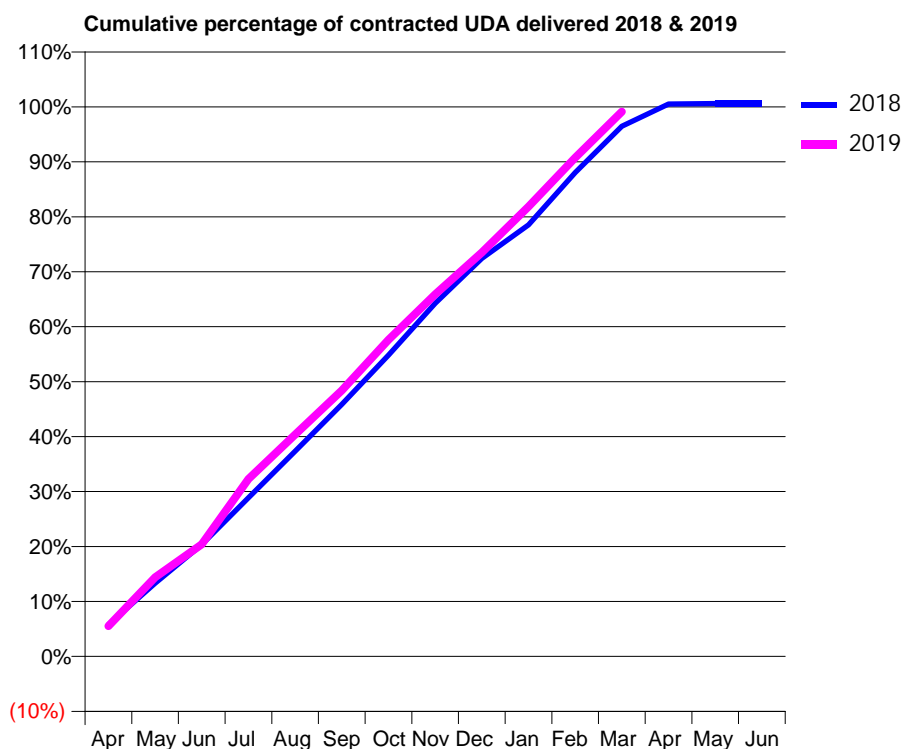
18/19 Contracted general activity (UDA)	20,007
Carry forward general activity (UDA)	-120
18/19 Contracted orthodontic activity (UOA)	0
Carry forward orthodontic activity (UOA)	0
Baseline contract value	£542,422.68

ACCESS*

Patients seen in 24 months	Total	Change since previous quarter
Quarter ending March 2018	7,012	
Quarter ending June 2018	7,075	→
Quarter ending September 2018	7,225	↑
Quarter ending December 2018	7,398	↑
Quarter ending March 2019	7,493	→
Variance since March 2018	6.9%	↑



ACTIVITY



Month	2018	2019
April	1,157	1,104
May	2,667	2,880
June	4,073	4,081
July	5,779	6,460
August	7,473	8,077
September	9,175	9,679
October	10,972	11,526
November	12,855	13,183
December	14,492	14,702
January	15,713	16,375
February	17,617	18,153
March	19,299	19,828
April	20,108	
May	20,124	
June	20,127	

QUALITY

	Quantity	Base Number	Contract	AT	Region	England
% of FP17s for the same patient ID Re-attending within 3 months - Children	172	2,237	7.7%	10.7%	11.5%	11.8%
% of FP17s for the same patient ID Re-attending within 3 months - Adults	1,260	8,156	15.4%	14.1%	15.2%	15.7%
% of FP17s for the same patient ID Re-attending between 3 & 9 months - Children	1,354	2,237	60.5%	60.1%	60.2%	58.9%
% of FP17s for the same patient ID Re-attending between 3 & 9 months - Adults	3,783	8,156	46.4%	49.2%	51.8%	50.8%
% of FP17s for Band 1 Urgent Courses	1,277	10,006	12.8%	9.2%	8.1%	9.1%
% of FP17s Relating to Free Repair or Replacements	90	10,006	0.9%	0.7%	0.8%	0.8%
% of FP17s Relating to Continuations	113	10,006	1.1%	1.0%	0.9%	0.9%
% of Patients satisfied with the dentistry they have received	4	6	N/A	92.5%	92.7%	92.5%
% of Patients satisfied with the time they had to wait for an appointment	3	6	N/A	85.3%	87.4%	87.0%

* This is based on patients treated on this contract for their most recent course of treatment. Figures in italics indicate the base number of FP17s or Patient Questionnaire responses are less than 100. N/A is shown where the base number of responses is less than 10 during the period. % is calculated as Quantity/Base number*100

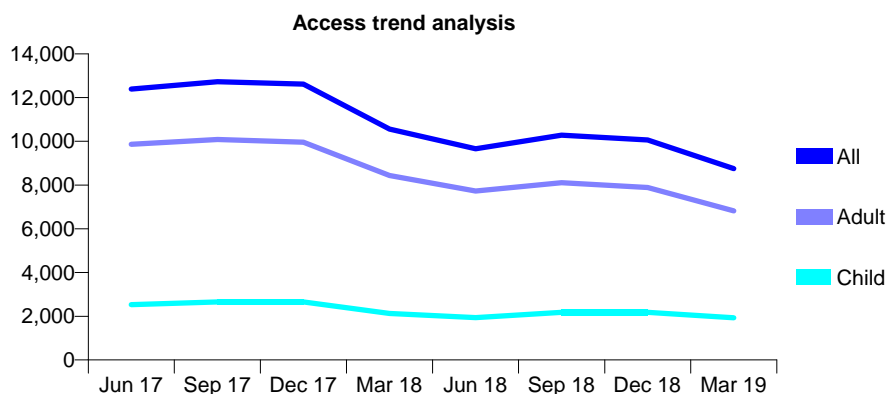
Q56 - Vital Signs At a Glance Contract Report for 199176/0001 - March 2019

Name or company name	Larry Levin & Jeff Sherer
Contract type name	GDS Contract
Purpose of contract	General
Contract start date	01/04/2013
Contract end date	

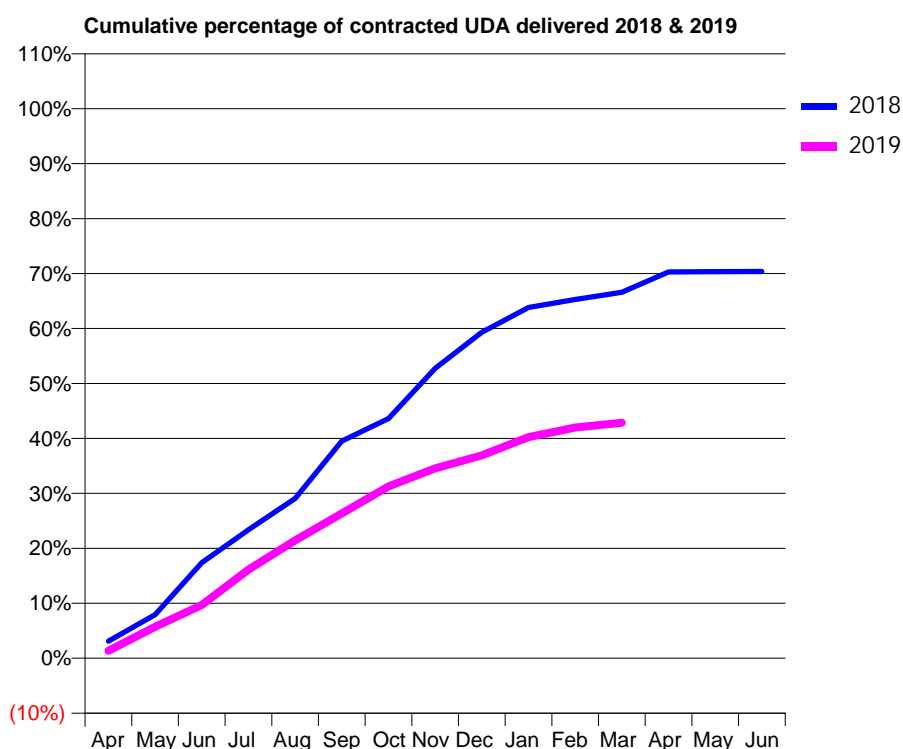
18/19 Contracted general activity (UDA)	51,387
Carry forward general activity (UDA)	0
18/19 Contracted orthodontic activity (UOA)	0
Carry forward orthodontic activity (UOA)	0
Baseline contract value	£1,095,820.66

ACCESS*

Patients seen in 24 months	Total	Change since previous quarter
Quarter ending March 2018	10,556	
Quarter ending June 2018	9,662	↓
Quarter ending September 2018	10,283	↑
Quarter ending December 2018	10,065	↓
Quarter ending March 2019	8,748	↓
Variance since March 2018	(17.1%)	↓



ACTIVITY



Month	Adjusted Scheduled Activity (UDA)	
	2018	2019
April	1,606	698
May	4,085	2,936
June	8,940	4,976
July	12,013	8,292
August	14,944	11,024
September	20,296	13,542
October	22,410	16,067
November	27,116	17,753
December	30,475	18,970
January	32,790	20,675
February	33,537	21,566
March	34,211	22,018
April	36,114	
May	36,150	
June	36,153	

QUALITY

	Quantity	Base Number	Contract	AT	Region	England
% of FP17s for the same patient ID Re-attending within 3 months - Children	275	2,619	10.5%	10.7%	11.5%	11.8%
% of FP17s for the same patient ID Re-attending within 3 months - Adults	1,731	9,290	18.6%	14.1%	15.2%	15.7%
% of FP17s for the same patient ID Re-attending between 3 & 9 months - Children	873	2,619	33.3%	60.1%	60.2%	58.9%
% of FP17s for the same patient ID Re-attending between 3 & 9 months - Adults	3,564	9,290	38.4%	49.2%	51.8%	50.8%
% of FP17s for Band 1 Urgent Courses	2,371	11,006	21.5%	9.2%	8.1%	9.1%
% of FP17s Relating to Free Repair or Replacements	123	11,006	1.1%	0.7%	0.8%	0.8%
% of FP17s Relating to Continuations	312	11,006	2.8%	1.0%	0.9%	0.9%
% of Patients satisfied with the dentistry they have received	8	8	N/A	92.5%	92.7%	92.5%
% of Patients satisfied with the time they had to wait for an appointment	8	8	N/A	85.3%	87.4%	87.0%

* This is based on patients treated on this contract for their most recent course of treatment.

Figures in italics indicate the base number of FP17s or Patient Questionnaire responses are less than 100. N/A is shown where the base number of responses is less than 10 during the period. % is calculated as Quantity/Base number*100

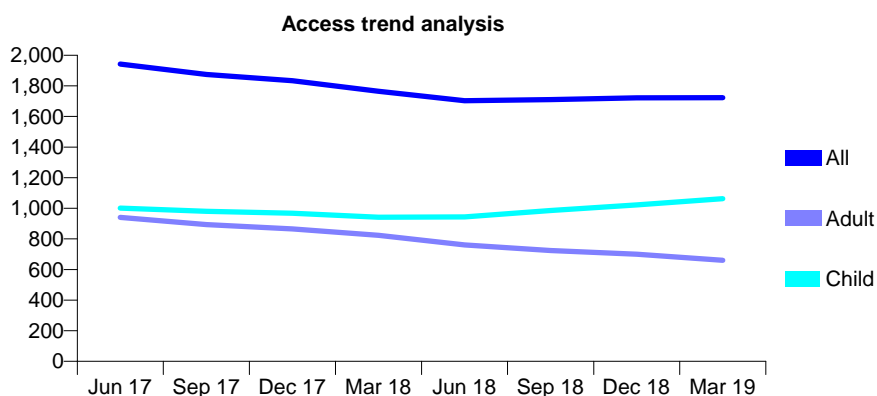
Q56 - Vital Signs At a Glance Contract Report for 199524/0001 - March 2019

Name or company name	Best, Hardy & Abeln
Contract type name	GDS Contract
Purpose of contract	General
Contract start date	01/04/2009
Contract end date	

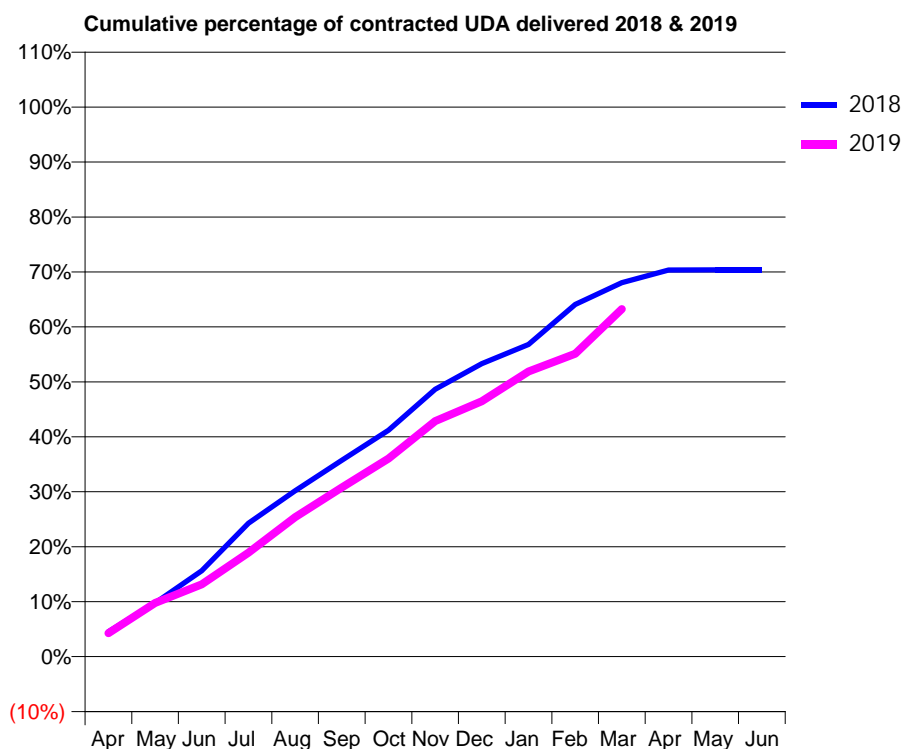
18/19 Contracted general activity (UDA)	5,800
Carry forward general activity (UDA)	0
18/19 Contracted orthodontic activity (UOA)	0
Carry forward orthodontic activity (UOA)	0
Baseline contract value	£118,100.49

ACCESS*

Patients seen in 24 months	Total	Change since previous quarter
Quarter ending March 2018	1,765	
Quarter ending June 2018	1,703	↓
Quarter ending September 2018	1,710	→
Quarter ending December 2018	1,722	→
Quarter ending March 2019	1,723	→
Variance since March 2018	(2.4%)	↓



ACTIVITY



Month	Adjusted Scheduled Activity (UDA)	
	2018	2019
April	262	247
May	567	566
June	905	764
July	1,408	1,097
August	1,751	1,472
September	2,072	1,784
October	2,389	2,091
November	2,821	2,485
December	3,091	2,694
January	3,295	3,009
February	3,716	3,197
March	3,947	3,667
April	4,079	
May	4,080	
June	4,080	

QUALITY

	Quantity	Base Number	Contract	AT	Region	England
% of FP17s for the same patient ID Re-attending within 3 months - Children	168	1,529	11.0%	10.7%	11.5%	11.8%
% of FP17s for the same patient ID Re-attending within 3 months - Adults	144	774	18.6%	14.1%	15.2%	15.7%
% of FP17s for the same patient ID Re-attending between 3 & 9 months - Children	833	1,529	54.5%	60.1%	60.2%	58.9%
% of FP17s for the same patient ID Re-attending between 3 & 9 months - Adults	425	774	54.9%	49.2%	51.8%	50.8%
% of FP17s for Band 1 Urgent Courses	206	2,218	9.3%	9.2%	8.1%	9.1%
% of FP17s Relating to Free Repair or Replacements	0	2,218	0.0%	0.7%	0.8%	0.8%
% of FP17s Relating to Continuations	0	2,218	0.0%	1.0%	0.9%	0.9%
% of Patients satisfied with the dentistry they have received	1	1	N/A	92.5%	92.7%	92.5%
% of Patients satisfied with the time they had to wait for an appointment	1	1	N/A	85.3%	87.4%	87.0%

* This is based on patients treated on this contract for their most recent course of treatment. Figures in italics indicate the base number of FP17s or Patient Questionnaire responses are less than 100. N/A is shown where the base number of responses is less than 10 during the period. % is calculated as Quantity/Base number*100

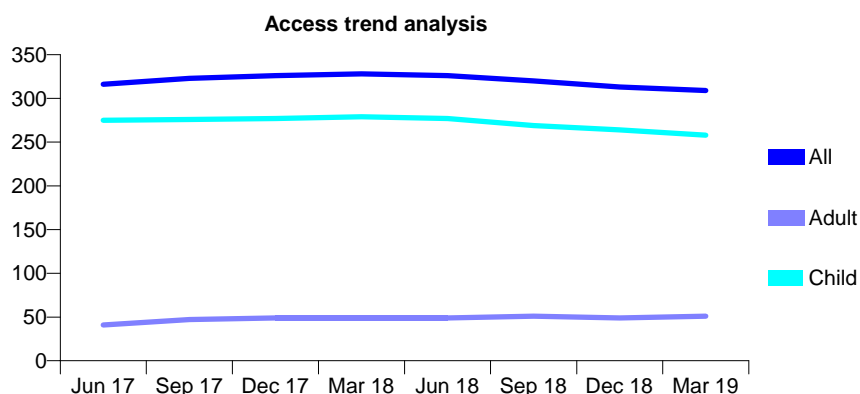
Q56 - Vital Signs At a Glance Contract Report for 204595/0002 - March 2019

Name or company name	MR MA OATES
Contract type name	GDS Contract
Purpose of contract	General
Contract start date	03/07/2011
Contract end date	

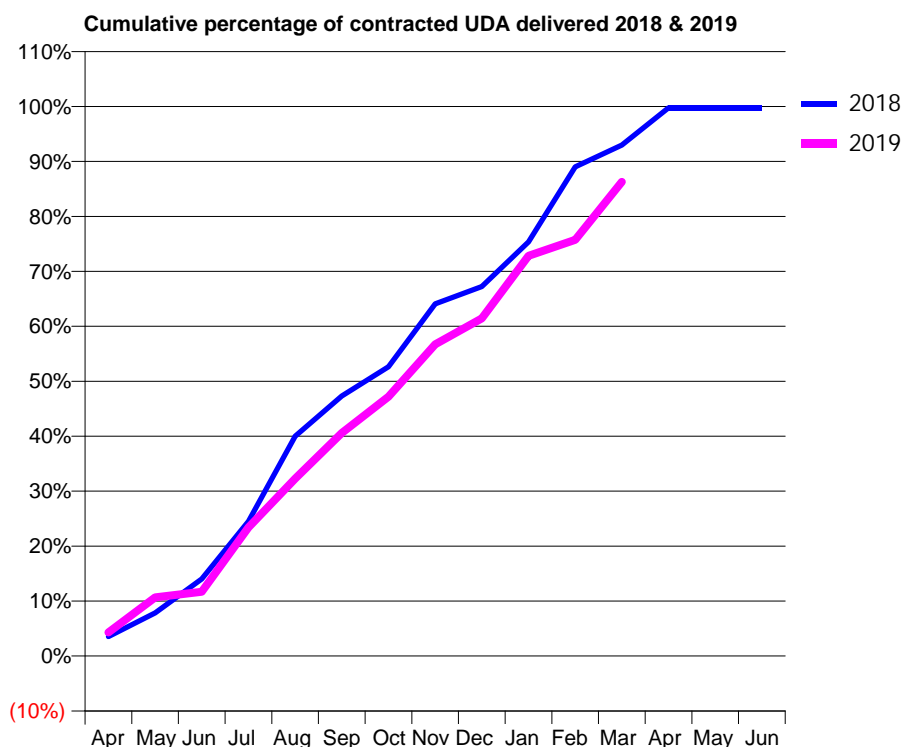
18/19 Contracted general activity (UDA)	487
Carry forward general activity (UDA)	1
18/19 Contracted orthodontic activity (UOA)	0
Carry forward orthodontic activity (UOA)	0
Baseline contract value	£10,524.24

ACCESS*

Patients seen in 24 months	Total	Change since previous quarter
Quarter ending March 2018	328	
Quarter ending June 2018	326	→
Quarter ending September 2018	320	↓
Quarter ending December 2018	313	↓
Quarter ending March 2019	309	↓
Variance since March 2018	(5.8%)	↓



ACTIVITY



Month	Adjusted Scheduled Activity (UDA)	
	2018	2019
April	17	21
May	38	52
June	68	57
July	119	114
August	195	157
September	230	198
October	256	230
November	312	276
December	327	299
January	367	355
February	434	369
March	453	420
April	486	
May	486	
June	486	

QUALITY

	Quantity	Base Number	Contract	AT	Region	England
% of FP17s for the same patient ID Re-attending within 3 months - Children	5	385	1.3%	10.7%	11.5%	11.8%
% of FP17s for the same patient ID Re-attending within 3 months - Adults	1	15	6.7%	14.1%	15.2%	15.7%
% of FP17s for the same patient ID Re-attending between 3 & 9 months - Children	249	385	64.7%	60.1%	60.2%	58.9%
% of FP17s for the same patient ID Re-attending between 3 & 9 months - Adults	4	15	26.7%	49.2%	51.8%	50.8%
% of FP17s for Band 1 Urgent Courses	11	374	2.9%	9.2%	8.1%	9.1%
% of FP17s Relating to Free Repair or Replacements	0	374	0.0%	0.7%	0.8%	0.8%
% of FP17s Relating to Continuations	0	374	0.0%	1.0%	0.9%	0.9%
% of Patients satisfied with the dentistry they have received	0	0	N/A	92.5%	92.7%	92.5%
% of Patients satisfied with the time they had to wait for an appointment	0	0	N/A	85.3%	87.4%	87.0%

* This is based on patients treated on this contract for their most recent course of treatment. Figures in italics indicate the base number of FP17s or Patient Questionnaire responses are less than 100. N/A is shown where the base number of responses is less than 10 during the period. % is calculated as Quantity/Base number*100

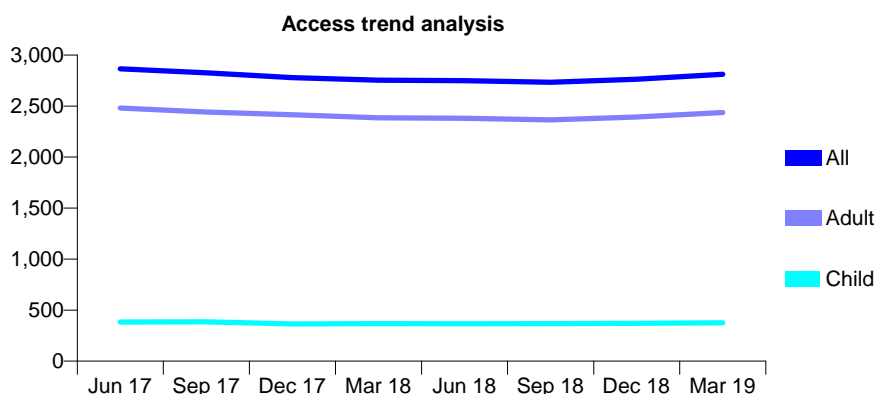
Q56 - Vital Signs At a Glance Contract Report for 205400/0001 - March 2019

Name or company name	MR IS SMITH
Contract type name	GDS Contract
Purpose of contract	General
Contract start date	01/04/2006
Contract end date	

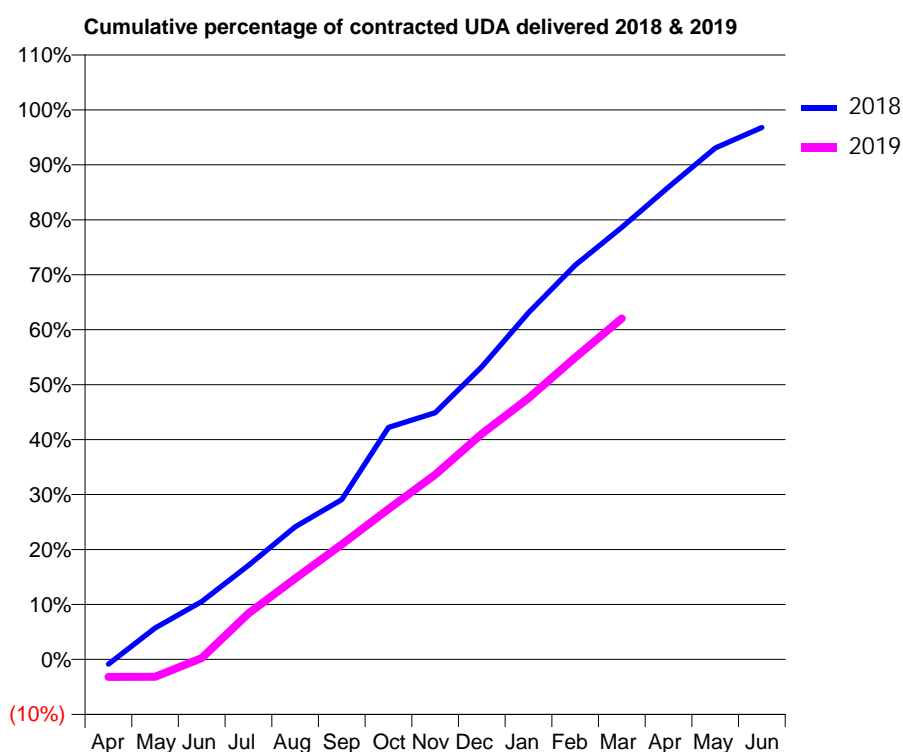
18/19 Contracted general activity (UDA)	11,455
Carry forward general activity (UDA)	368
18/19 Contracted orthodontic activity (UOA)	0
Carry forward orthodontic activity (UOA)	0
Baseline contract value	£258,775.38

ACCESS*

Patients seen in 24 months	Total	Change since previous quarter
Quarter ending March 2018	2,753	
Quarter ending June 2018	2,748	→
Quarter ending September 2018	2,734	→
Quarter ending December 2018	2,763	→
Quarter ending March 2019	2,813	→
Variance since March 2018	2.2%	↑



ACTIVITY



Month	Adjusted Scheduled Activity (UDA)	
	2018	2019
April	-101	-368
May	653	-365
June	1,209	28
July	1,961	961
August	2,765	1,686
September	3,331	2,398
October	4,835	3,134
November	5,141	3,851
December	6,100	4,702
January	7,226	5,446
February	8,218	6,294
March	9,004	7,105
April	9,847	
May	10,658	
June	11,087	

QUALITY

	Quantity	Base Number	Contract	AT	Region	England
% of FP17s for the same patient ID Re-attending within 3 months - Children	95	578	16.4%	10.7%	11.5%	11.8%
% of FP17s for the same patient ID Re-attending within 3 months - Adults	674	3,811	17.7%	14.1%	15.2%	15.7%
% of FP17s for the same patient ID Re-attending between 3 & 9 months - Children	338	578	58.5%	60.1%	60.2%	58.9%
% of FP17s for the same patient ID Re-attending between 3 & 9 months - Adults	2,395	3,811	62.8%	49.2%	51.8%	50.8%
% of FP17s for Band 1 Urgent Courses	134	3,514	3.8%	9.2%	8.1%	9.1%
% of FP17s Relating to Free Repair or Replacements	2	3,514	0.1%	0.7%	0.8%	0.8%
% of FP17s Relating to Continuations	3	3,514	0.1%	1.0%	0.9%	0.9%
% of Patients satisfied with the dentistry they have received	3	3	N/A	92.5%	92.7%	92.5%
% of Patients satisfied with the time they had to wait for an appointment	3	3	N/A	85.3%	87.4%	87.0%

* This is based on patients treated on this contract for their most recent course of treatment. Figures in italics indicate the base number of FP17s or Patient Questionnaire responses are less than 100. N/A is shown where the base number of responses is less than 10 during the period. % is calculated as Quantity/Base number*100

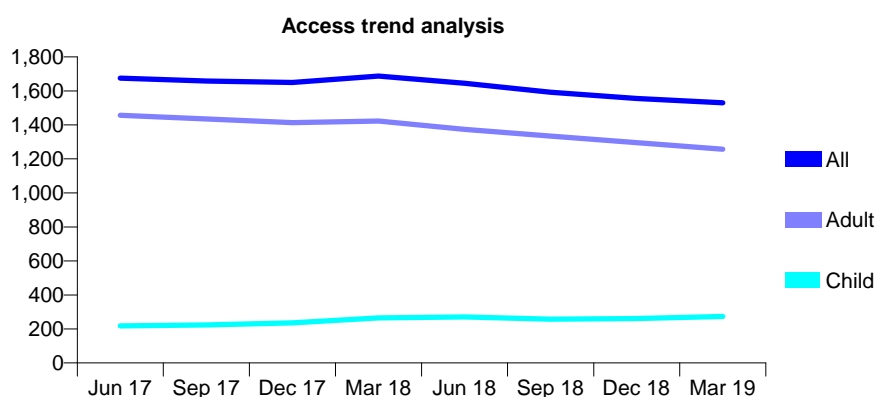
Q56 - Vital Signs At a Glance Contract Report for 209325/0001 - March 2019

Name or company name	Shiamiela Hussain
Contract type name	GDS Contract
Purpose of contract	General and Orthodontic
Contract start date	01/04/2006
Contract end date	

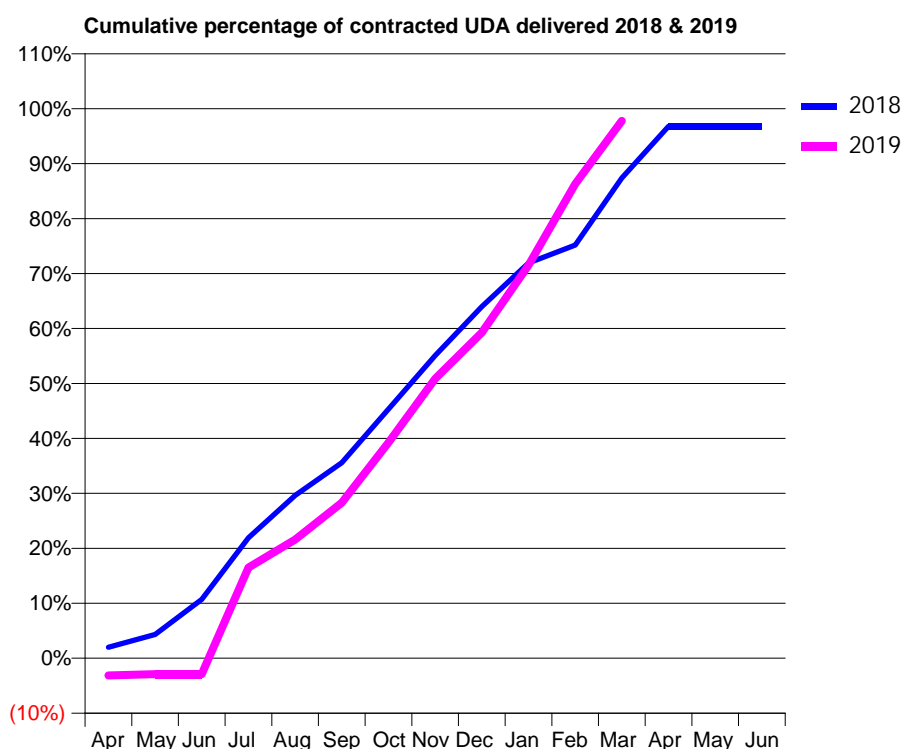
18/19 Contracted general activity (UDA)	4,640
Carry forward general activity (UDA)	149
18/19 Contracted orthodontic activity (UOA)	420
Carry forward orthodontic activity (UOA)	-8
Baseline contract value	£177,017.06

ACCESS*

Patients seen in 24 months	Total	Change since previous quarter
Quarter ending March 2018	1,687	
Quarter ending June 2018	1,645	↓
Quarter ending September 2018	1,592	↓
Quarter ending December 2018	1,556	↓
Quarter ending March 2019	1,530	↓
Variance since March 2018	(9.3%)	↓



ACTIVITY



Month	2018	2019
April	93	-146
May	201	-136
June	497	-136
July	1,017	766
August	1,375	1,001
September	1,651	1,314
October	2,104	1,821
November	2,556	2,359
December	2,967	2,750
January	3,337	3,317
February	3,489	4,004
March	4,054	4,537
April	4,491	
May	4,491	
June	4,491	

QUALITY

	Quantity	Base Number	Contract	AT	Region	England
% of FP17s for the same patient ID Re-attending within 3 months - Children	30	437	6.9%	10.7%	11.5%	11.8%
% of FP17s for the same patient ID Re-attending within 3 months - Adults	231	1,735	13.3%	14.1%	15.2%	15.7%
% of FP17s for the same patient ID Re-attending between 3 & 9 months - Children	227	437	51.9%	60.1%	60.2%	58.9%
% of FP17s for the same patient ID Re-attending between 3 & 9 months - Adults	799	1,735	46.1%	49.2%	51.8%	50.8%
% of FP17s for Band 1 Urgent Courses	140	1,961	7.1%	9.2%	8.1%	9.1%
% of FP17s Relating to Free Repair or Replacements	25	1,961	1.3%	0.7%	0.8%	0.8%
% of FP17s Relating to Continuations	6	1,961	0.3%	1.0%	0.9%	0.9%
% of Patients satisfied with the dentistry they have received	2	2	N/A	92.5%	92.7%	92.5%
% of Patients satisfied with the time they had to wait for an appointment	2	2	N/A	85.3%	87.4%	87.0%

* This is based on patients treated on this contract for their most recent course of treatment.

Figures in italics indicate the base number of FP17s or Patient Questionnaire responses are less than 100. N/A is shown where the base number of responses is less than 10 during the period. % is calculated as Quantity/Base number*100

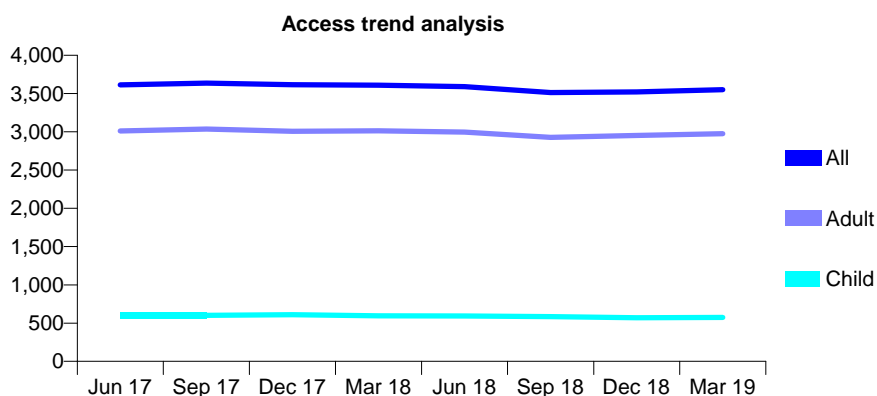
Q56 - Vital Signs At a Glance Contract Report for 213128/0003 - March 2019

Name or company name	MR RA BURKETT
Contract type name	GDS Contract
Purpose of contract	General
Contract start date	28/03/2013
Contract end date	

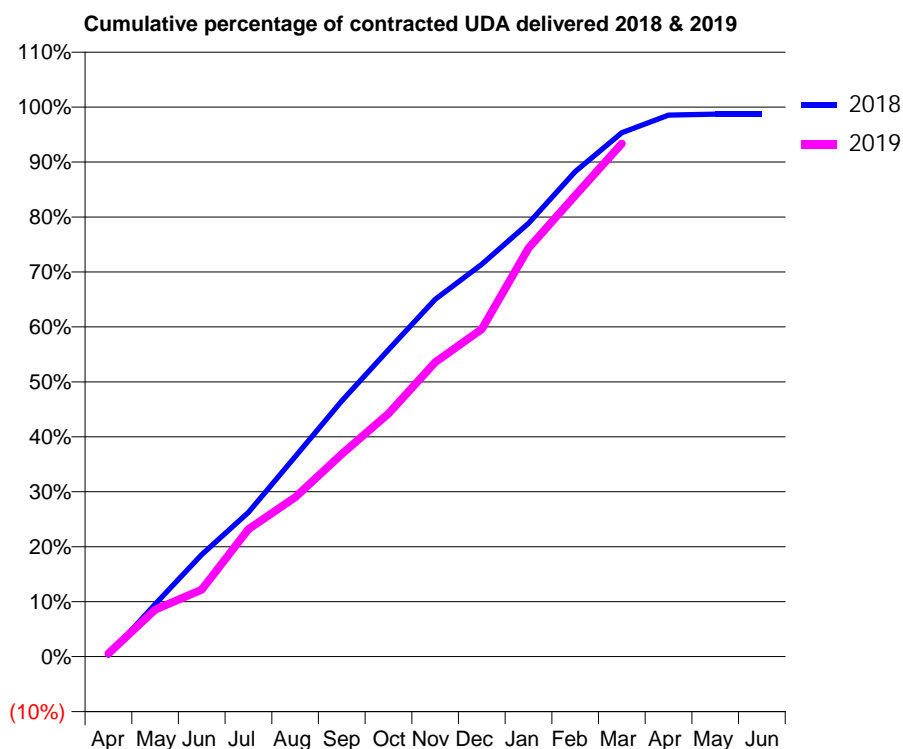
18/19 Contracted general activity (UDA)	7,548
Carry forward general activity (UDA)	97
18/19 Contracted orthodontic activity (UOA)	0
Carry forward orthodontic activity (UOA)	0
Baseline contract value	£170,110.51

ACCESS*

Patients seen in 24 months	Total	Change since previous quarter
Quarter ending March 2018	3,608	
Quarter ending June 2018	3,589	→
Quarter ending September 2018	3,512	↓
Quarter ending December 2018	3,522	→
Quarter ending March 2019	3,550	→
Variance since March 2018	(1.6%)	↓



ACTIVITY



Month	Adjusted Scheduled Activity (UDA)	
	2018	2019
April	19	42
May	721	646
June	1,402	921
July	1,982	1,752
August	2,747	2,187
September	3,513	2,781
October	4,215	3,338
November	4,908	4,044
December	5,389	4,497
January	5,952	5,611
February	6,660	6,334
March	7,195	7,046
April	7,438	
May	7,451	
June	7,451	

QUALITY

	Quantity	Base Number	Contract	AT	Region	England
% of FP17s for the same patient ID Re-attending within 3 months - Children	26	527	4.9%	10.7%	11.5%	11.8%
% of FP17s for the same patient ID Re-attending within 3 months - Adults	274	2,807	9.8%	14.1%	15.2%	15.7%
% of FP17s for the same patient ID Re-attending between 3 & 9 months - Children	95	527	18.0%	60.1%	60.2%	58.9%
% of FP17s for the same patient ID Re-attending between 3 & 9 months - Adults	757	2,807	27.0%	49.2%	51.8%	50.8%
% of FP17s for Band 1 Urgent Courses	368	3,233	11.4%	9.2%	8.1%	9.1%
% of FP17s Relating to Free Repair or Replacements	0	3,233	0.0%	0.7%	0.8%	0.8%
% of FP17s Relating to Continuations	0	3,233	0.0%	1.0%	0.9%	0.9%
% of Patients satisfied with the dentistry they have received	2	3	N/A	92.5%	92.7%	92.5%
% of Patients satisfied with the time they had to wait for an appointment	2	3	N/A	85.3%	87.4%	87.0%

* This is based on patients treated on this contract for their most recent course of treatment. Figures in italics indicate the base number of FP17s or Patient Questionnaire responses are less than 100. N/A is shown where the base number of responses is less than 10 during the period. % is calculated as Quantity/Base number*100

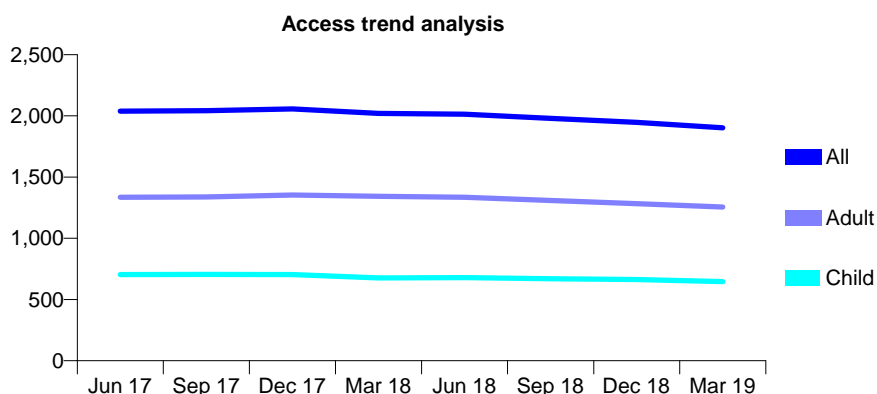
Q56 - Vital Signs At a Glance Contract Report for 214086/0001 - March 2019

Name or company name	The Little House Dental Surgery
Contract type name	GDS Contract
Purpose of contract	General
Contract start date	01/04/2006
Contract end date	

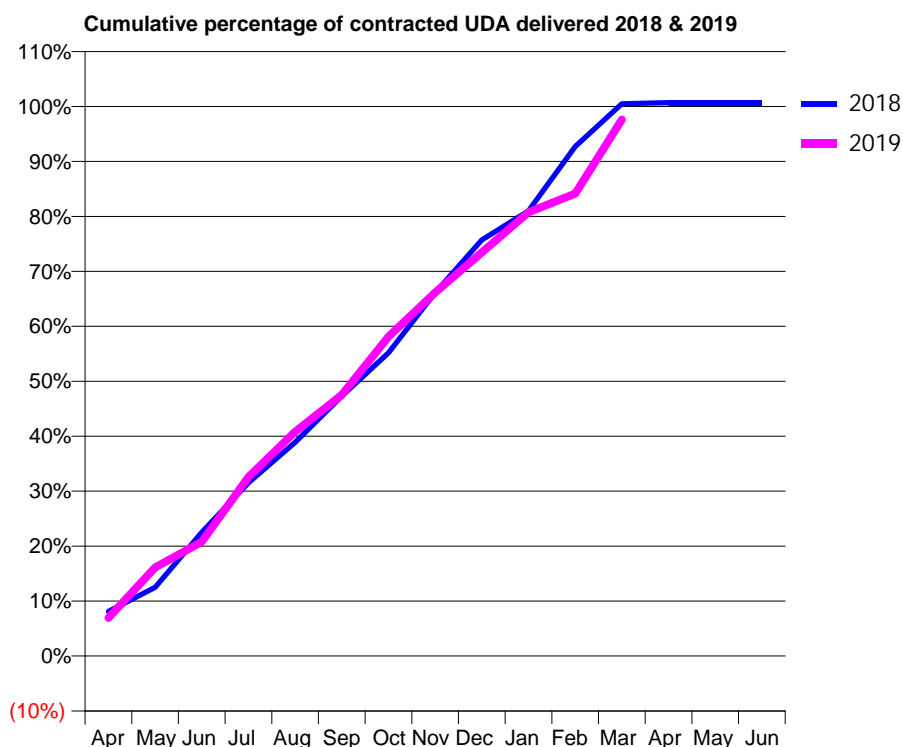
18/19 Contracted general activity (UDA)	4,690
Carry forward general activity (UDA)	-32
18/19 Contracted orthodontic activity (UOA)	0
Carry forward orthodontic activity (UOA)	0
Baseline contract value	£108,595.20

ACCESS*

Patients seen in 24 months	Total	Change since previous quarter
Quarter ending March 2018	2,020	
Quarter ending June 2018	2,014	→
Quarter ending September 2018	1,980	↓
Quarter ending December 2018	1,947	↓
Quarter ending March 2019	1,902	↓
Variance since March 2018	(5.8%)	↓



ACTIVITY



Month	Adjusted Scheduled Activity (UDA)	
	2018	2019
April	381	326
May	586	756
June	1,055	975
July	1,479	1,528
August	1,823	1,914
September	2,217	2,229
October	2,588	2,725
November	3,101	3,102
December	3,551	3,443
January	3,798	3,787
February	4,348	3,947
March	4,712	4,578
April	4,722	
May	4,722	
June	4,722	

QUALITY

	Quantity	Base Number	Contract	AT	Region	England
% of FP17s for the same patient ID Re-attending within 3 months - Children	46	1,045	4.4%	10.7%	11.5%	11.8%
% of FP17s for the same patient ID Re-attending within 3 months - Adults	255	1,757	14.5%	14.1%	15.2%	15.7%
% of FP17s for the same patient ID Re-attending between 3 & 9 months - Children	736	1,045	70.4%	60.1%	60.2%	58.9%
% of FP17s for the same patient ID Re-attending between 3 & 9 months - Adults	989	1,757	56.3%	49.2%	51.8%	50.8%
% of FP17s for Band 1 Urgent Courses	251	2,794	9.0%	9.2%	8.1%	9.1%
% of FP17s Relating to Free Repair or Replacements	8	2,794	0.3%	0.7%	0.8%	0.8%
% of FP17s Relating to Continuations	14	2,794	0.5%	1.0%	0.9%	0.9%
% of Patients satisfied with the dentistry they have received	0	0	N/A	92.5%	92.7%	92.5%
% of Patients satisfied with the time they had to wait for an appointment	0	0	N/A	85.3%	87.4%	87.0%

* This is based on patients treated on this contract for their most recent course of treatment. Figures in italics indicate the base number of FP17s or Patient Questionnaire responses are less than 100. N/A is shown where the base number of responses is less than 10 during the period. % is calculated as Quantity/Base number*100

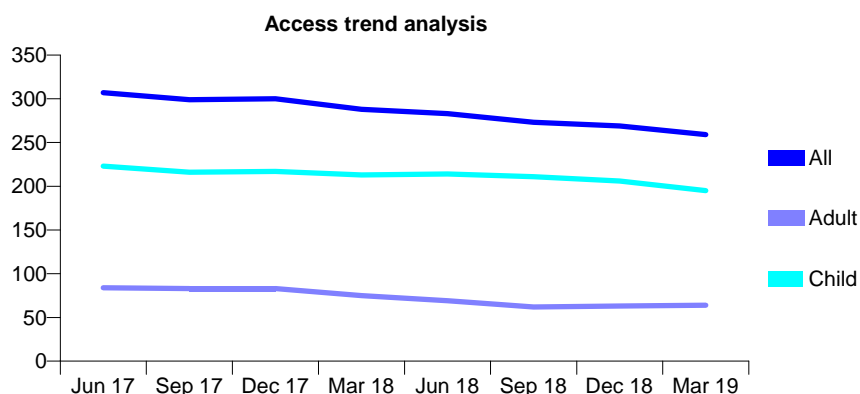
Q56 - Vital Signs At a Glance Contract Report for 215813/0001 - March 2019

Name or company name	MR CJ WHITER
Contract type name	GDS Contract
Purpose of contract	General
Contract start date	01/04/2006
Contract end date	

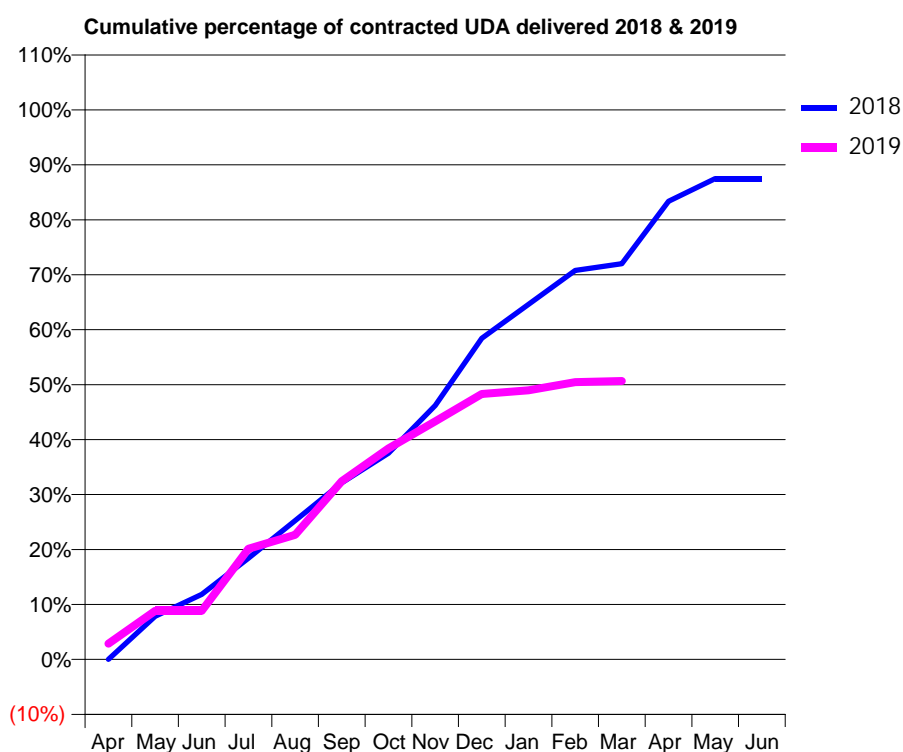
18/19 Contracted general activity (UDA)	486
Carry forward general activity (UDA)	0
18/19 Contracted orthodontic activity (UOA)	0
Carry forward orthodontic activity (UOA)	0
Baseline contract value	£10,328.42

ACCESS*

Patients seen in 24 months	Total	Change since previous quarter
Quarter ending March 2018	288	
Quarter ending June 2018	283	↓
Quarter ending September 2018	273	↓
Quarter ending December 2018	269	↓
Quarter ending March 2019	259	↓
Variance since March 2018	(10.1%)	↓



ACTIVITY



Month	Adjusted Scheduled Activity (UDA)	
	2018	2019
April	0	14
May	38	43
June	58	43
July	90	98
August	123	110
September	156	158
October	182	187
November	225	211
December	284	235
January	314	238
February	344	245
March	350	246
April	405	
May	425	
June	425	

QUALITY

	Quantity	Base Number	Contract	AT	Region	England
% of FP17s for the same patient ID Re-attending within 3 months - Children	10	267	3.7%	10.7%	11.5%	11.8%
% of FP17s for the same patient ID Re-attending within 3 months - Adults	3	29	10.3%	14.1%	15.2%	15.7%
% of FP17s for the same patient ID Re-attending between 3 & 9 months - Children	187	267	70.0%	60.1%	60.2%	58.9%
% of FP17s for the same patient ID Re-attending between 3 & 9 months - Adults	14	29	48.3%	49.2%	51.8%	50.8%
% of FP17s for Band 1 Urgent Courses	8	234	3.4%	9.2%	8.1%	9.1%
% of FP17s Relating to Free Repair or Replacements	0	234	0.0%	0.7%	0.8%	0.8%
% of FP17s Relating to Continuations	0	234	0.0%	1.0%	0.9%	0.9%
% of Patients satisfied with the dentistry they have received	0	0	N/A	92.5%	92.7%	92.5%
% of Patients satisfied with the time they had to wait for an appointment	0	0	N/A	85.3%	87.4%	87.0%

* This is based on patients treated on this contract for their most recent course of treatment. Figures in italics indicate the base number of FP17s or Patient Questionnaire responses are less than 100. N/A is shown where the base number of responses is less than 10 during the period. % is calculated as Quantity/Base number*100

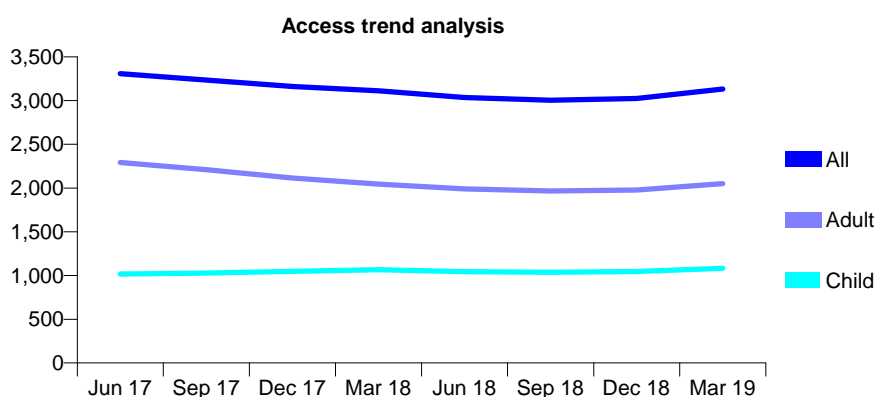
Q56 - Vital Signs At a Glance Contract Report for 215988/0001 - March 2019

Name or company name	MR PG SANDERS
Contract type name	GDS Contract
Purpose of contract	General
Contract start date	01/04/2006
Contract end date	

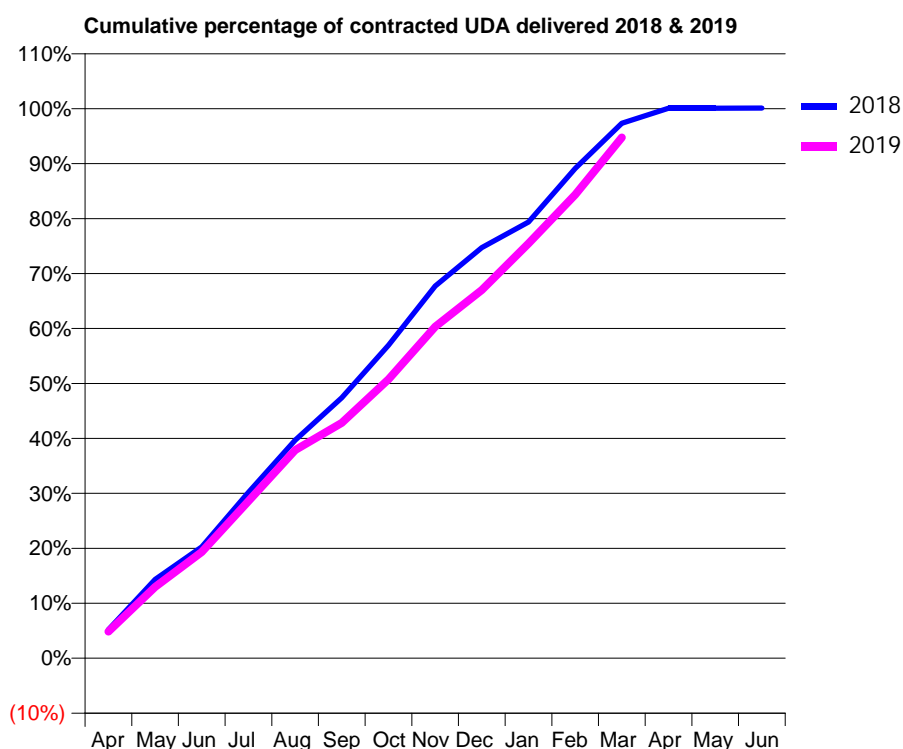
18/19 Contracted general activity (UDA)	6,951
Carry forward general activity (UDA)	-8
18/19 Contracted orthodontic activity (UOA)	0
Carry forward orthodontic activity (UOA)	0
Baseline contract value	£193,091.67

ACCESS*

Patients seen in 24 months	Total	Change since previous quarter
Quarter ending March 2018	3,112	
Quarter ending June 2018	3,035	↓
Quarter ending September 2018	3,004	↓
Quarter ending December 2018	3,023	→
Quarter ending March 2019	3,132	↑
Variance since March 2018	0.6%	→



ACTIVITY



Adjusted Scheduled Activity (UDA)		
Month	2018	2019
April	361	336
May	998	902
June	1,408	1,343
July	2,098	1,985
August	2,759	2,631
September	3,294	2,977
October	3,959	3,528
November	4,707	4,194
December	5,193	4,657
January	5,517	5,245
February	6,195	5,864
March	6,766	6,586
April	6,955	
May	6,955	
June	6,959	

QUALITY

	Quantity	Base Number	Contract	AT	Region	England
% of FP17s for the same patient ID Re-attending within 3 months - Children	255	2,001	12.7%	10.7%	11.5%	11.8%
% of FP17s for the same patient ID Re-attending within 3 months - Adults	511	3,622	14.1%	14.1%	15.2%	15.7%
% of FP17s for the same patient ID Re-attending between 3 & 9 months - Children	1,322	2,001	66.1%	60.1%	60.2%	58.9%
% of FP17s for the same patient ID Re-attending between 3 & 9 months - Adults	2,426	3,622	67.0%	49.2%	51.8%	50.8%
% of FP17s for Band 1 Urgent Courses	326	4,639	7.0%	9.2%	8.1%	9.1%
% of FP17s Relating to Free Repair or Replacements	23	4,639	0.5%	0.7%	0.8%	0.8%
% of FP17s Relating to Continuations	37	4,639	0.8%	1.0%	0.9%	0.9%
% of Patients satisfied with the dentistry they have received	0	0	N/A	92.5%	92.7%	92.5%
% of Patients satisfied with the time they had to wait for an appointment	0	0	N/A	85.3%	87.4%	87.0%

* This is based on patients treated on this contract for their most recent course of treatment.

Figures in italics indicate the base number of FP17s or Patient Questionnaire responses are less than 100. N/A is shown where the base number of responses is less than 10 during the period. % is calculated as Quantity/Base number*100

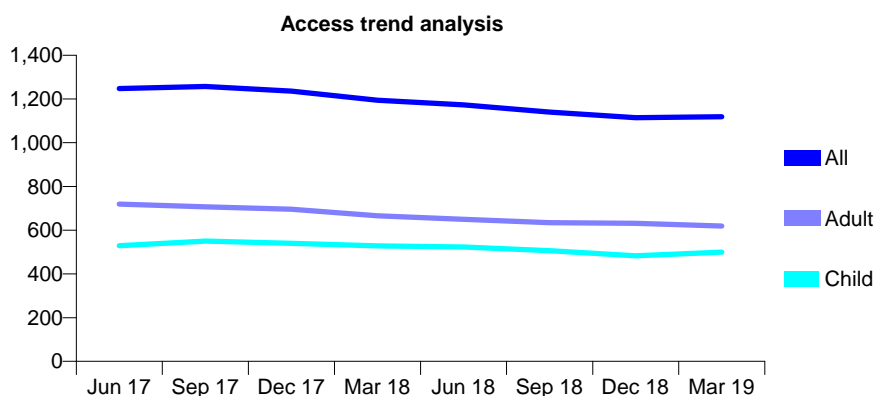
Q56 - Vital Signs At a Glance Contract Report for 220469/0001 - March 2019

Name or company name	The Dental Design Studio
Contract type name	GDS Contract
Purpose of contract	General and Orthodontic
Contract start date	01/04/2006
Contract end date	

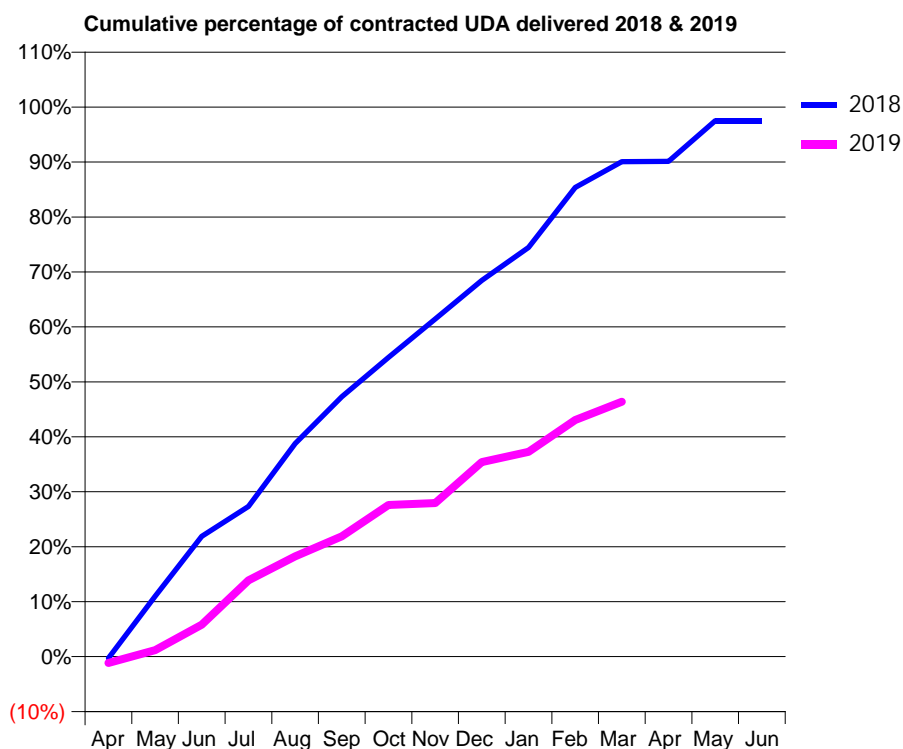
18/19 Contracted general activity (UDA)	4,083
Carry forward general activity (UDA)	64
18/19 Contracted orthodontic activity (UOA)	129
Carry forward orthodontic activity (UOA)	-1
Baseline contract value	£106,533.91

ACCESS*

Patients seen in 24 months	Total	Change since previous quarter
Quarter ending March 2018	1,194	
Quarter ending June 2018	1,173	↓
Quarter ending September 2018	1,140	↓
Quarter ending December 2018	1,114	↓
Quarter ending March 2019	1,119	→
Variance since March 2018	(6.3%)	↓



ACTIVITY



Month	Adjusted Scheduled Activity (UDA)	
	2018	2019
April	-8	-48
May	284	48
June	565	237
July	706	567
August	1,002	746
September	1,222	893
October	1,406	1,127
November	1,587	1,141
December	1,768	1,446
January	1,923	1,521
February	2,206	1,759
March	2,327	1,894
April	2,328	
May	2,519	
June	2,519	

QUALITY

	Quantity	Base Number	Contract	AT	Region	England
% of FP17s for the same patient ID Re-attending within 3 months - Children	24	575	4.2%	10.7%	11.5%	11.8%
% of FP17s for the same patient ID Re-attending within 3 months - Adults	100	709	14.1%	14.1%	15.2%	15.7%
% of FP17s for the same patient ID Re-attending between 3 & 9 months - Children	340	575	59.1%	60.1%	60.2%	58.9%
% of FP17s for the same patient ID Re-attending between 3 & 9 months - Adults	395	709	55.7%	49.2%	51.8%	50.8%
% of FP17s for Band 1 Urgent Courses	21	1,165	1.8%	9.2%	8.1%	9.1%
% of FP17s Relating to Free Repair or Replacements	15	1,165	1.3%	0.7%	0.8%	0.8%
% of FP17s Relating to Continuations	11	1,165	0.9%	1.0%	0.9%	0.9%
% of Patients satisfied with the dentistry they have received	0	0	N/A	92.5%	92.7%	92.5%
% of Patients satisfied with the time they had to wait for an appointment	0	0	N/A	85.3%	87.4%	87.0%

* This is based on patients treated on this contract for their most recent course of treatment. Figures in italics indicate the base number of FP17s or Patient Questionnaire responses are less than 100. N/A is shown where the base number of responses is less than 10 during the period. % is calculated as Quantity/Base number*100

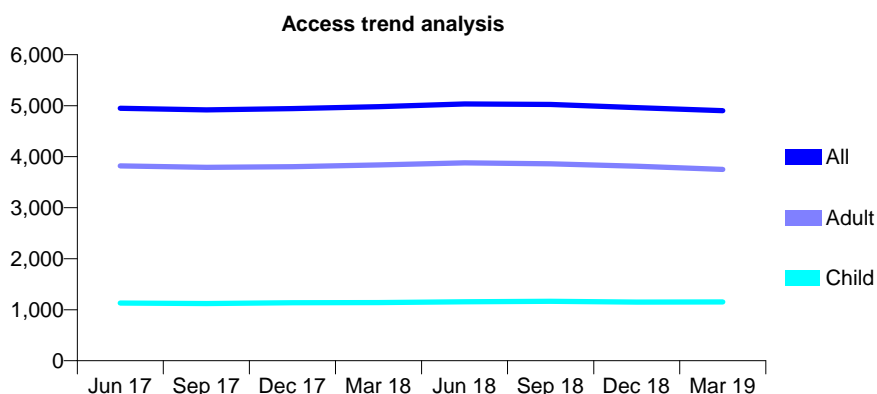
Q56 - Vital Signs At a Glance Contract Report for 222224/0001 - March 2019

Name or company name	MR DA STOTT
Contract type name	GDS Contract
Purpose of contract	General and Orthodontic
Contract start date	01/04/2006
Contract end date	

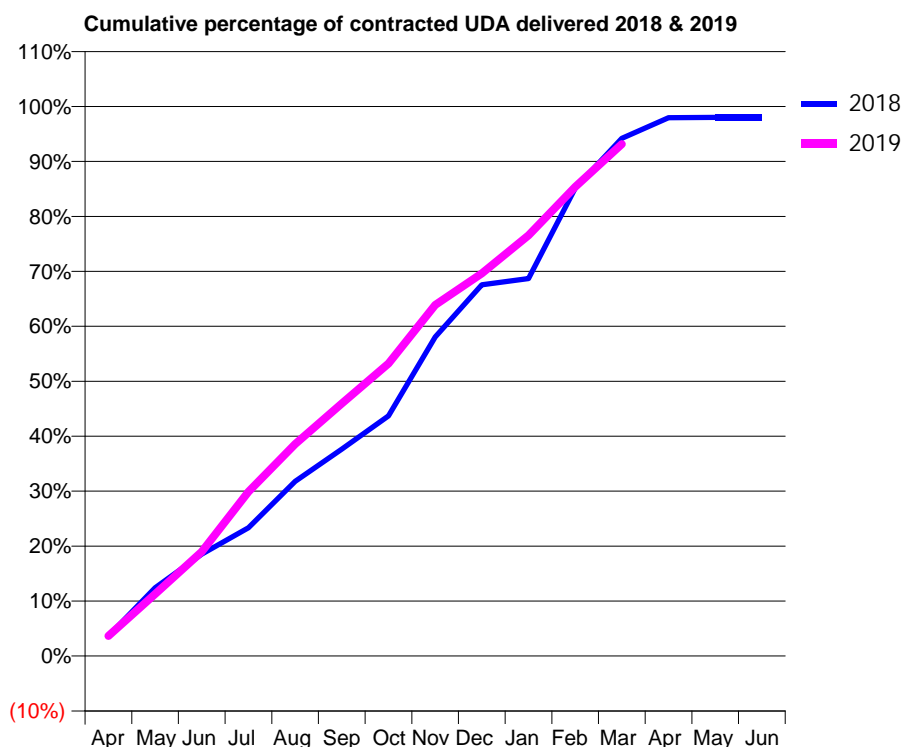
18/19 Contracted general activity (UDA)	12,808
Carry forward general activity (UDA)	256
18/19 Contracted orthodontic activity (UOA)	602
Carry forward orthodontic activity (UOA)	-12
Baseline contract value	£349,281.42

ACCESS*

Patients seen in 24 months	Total	Change since previous quarter
Quarter ending March 2018	4,979	
Quarter ending June 2018	5,035	→
Quarter ending September 2018	5,024	→
Quarter ending December 2018	4,962	↓
Quarter ending March 2019	4,903	↓
Variance since March 2018	(1.5%)	↓



ACTIVITY



Month	Adjusted Scheduled Activity (UDA)	
	2018	2019
April	469	469
May	1,591	1,448
June	2,372	2,428
July	2,987	3,829
August	4,070	4,941
September	4,821	5,885
October	5,596	6,817
November	7,435	8,182
December	8,653	8,915
January	8,797	9,804
February	10,905	10,932
March	12,064	11,931
April	12,547	
May	12,551	
June	12,552	

QUALITY

	Quantity	Base Number	Contract	AT	Region	England
% of FP17s for the same patient ID Re-attending within 3 months - Children	183	1,967	9.3%	10.7%	11.5%	11.8%
% of FP17s for the same patient ID Re-attending within 3 months - Adults	709	5,889	12.0%	14.1%	15.2%	15.7%
% of FP17s for the same patient ID Re-attending between 3 & 9 months - Children	1,381	1,967	70.2%	60.1%	60.2%	58.9%
% of FP17s for the same patient ID Re-attending between 3 & 9 months - Adults	4,135	5,889	70.2%	49.2%	51.8%	50.8%
% of FP17s for Band 1 Urgent Courses	106	6,672	1.6%	9.2%	8.1%	9.1%
% of FP17s Relating to Free Repair or Replacements	144	6,672	2.2%	0.7%	0.8%	0.8%
% of FP17s Relating to Continuations	124	6,672	1.9%	1.0%	0.9%	0.9%
% of Patients satisfied with the dentistry they have received	1	1	N/A	92.5%	92.7%	92.5%
% of Patients satisfied with the time they had to wait for an appointment	1	1	N/A	85.3%	87.4%	87.0%

* This is based on patients treated on this contract for their most recent course of treatment. Figures in italics indicate the base number of FP17s or Patient Questionnaire responses are less than 100. N/A is shown where the base number of responses is less than 10 during the period. % is calculated as Quantity/Base number*100

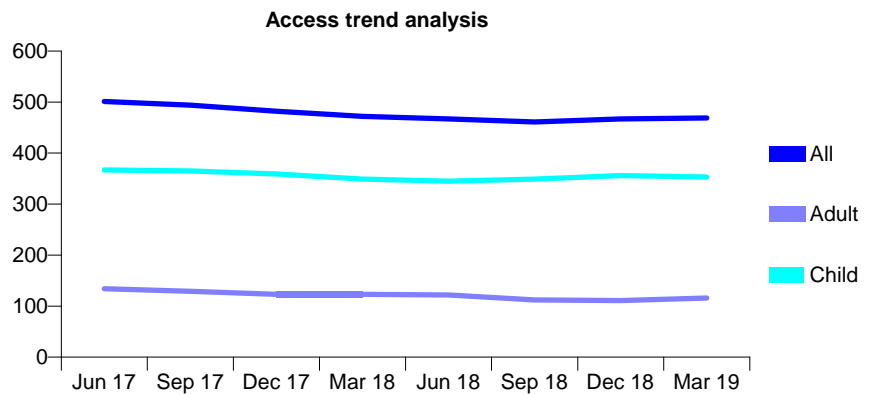
Q56 - Vital Signs At a Glance Contract Report for 229105/0001 - March 2019

Name or company name	MR DP BELLAMY
Contract type name	GDS Contract
Purpose of contract	General
Contract start date	01/04/2006
Contract end date	

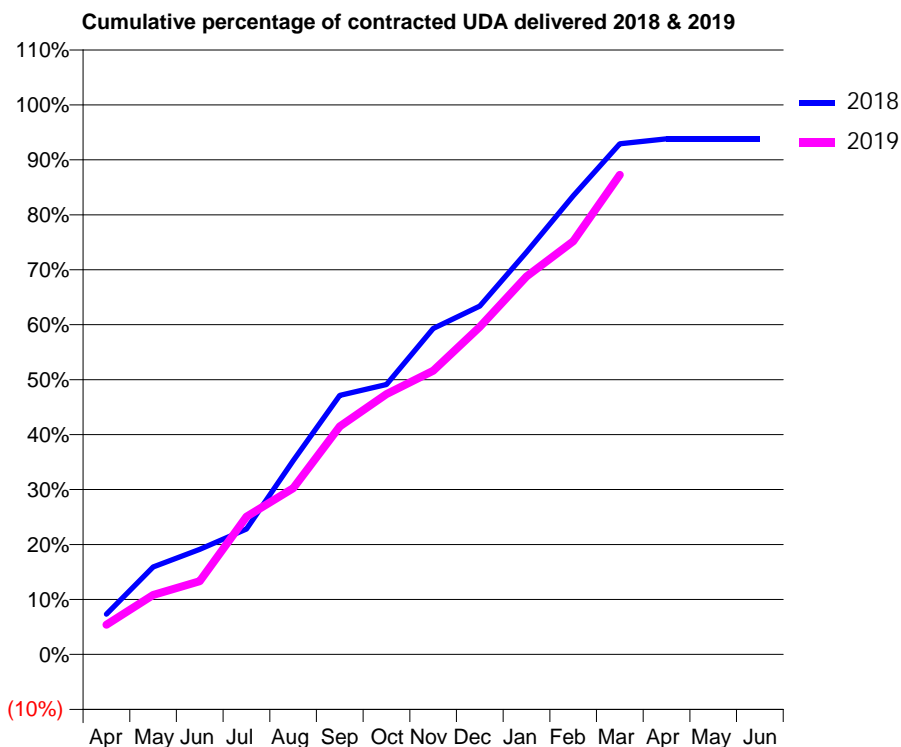
18/19 Contracted general activity (UDA)	909
Carry forward general activity (UDA)	0
18/19 Contracted orthodontic activity (UOA)	0
Carry forward orthodontic activity (UOA)	0
Baseline contract value	£24,869.09

ACCESS*

Patients seen in 24 months	Total	Change since previous quarter
Quarter ending March 2018	472	
Quarter ending June 2018	467	↓
Quarter ending September 2018	461	↓
Quarter ending December 2018	467	→
Quarter ending March 2019	469	→
Variance since March 2018	(0.6%)	→



ACTIVITY



Month	Adjusted Scheduled Activity (UDA)	
	2018	2019
April	66	49
May	145	98
June	174	121
July	207	228
August	320	275
September	428	377
October	446	430
November	539	469
December	576	542
January	665	625
February	758	683
March	845	793
April	853	
May	853	
June	853	

QUALITY

	Quantity	Base Number	Contract	AT	Region	England
% of FP17s for the same patient ID Re-attending within 3 months - Children	14	529	2.6%	10.7%	11.5%	11.8%
% of FP17s for the same patient ID Re-attending within 3 months - Adults	9	120	7.5%	14.1%	15.2%	15.7%
% of FP17s for the same patient ID Re-attending between 3 & 9 months - Children	373	529	70.5%	60.1%	60.2%	58.9%
% of FP17s for the same patient ID Re-attending between 3 & 9 months - Adults	67	120	55.8%	49.2%	51.8%	50.8%
% of FP17s for Band 1 Urgent Courses	12	641	1.9%	9.2%	8.1%	9.1%
% of FP17s Relating to Free Repair or Replacements	0	641	0.0%	0.7%	0.8%	0.8%
% of FP17s Relating to Continuations	2	641	0.3%	1.0%	0.9%	0.9%
% of Patients satisfied with the dentistry they have received	0	0	N/A	92.5%	92.7%	92.5%
% of Patients satisfied with the time they had to wait for an appointment	0	0	N/A	85.3%	87.4%	87.0%

* This is based on patients treated on this contract for their most recent course of treatment. Figures in italics indicate the base number of FP17s or Patient Questionnaire responses are less than 100. N/A is shown where the base number of responses is less than 10 during the period. % is calculated as Quantity/Base number*100

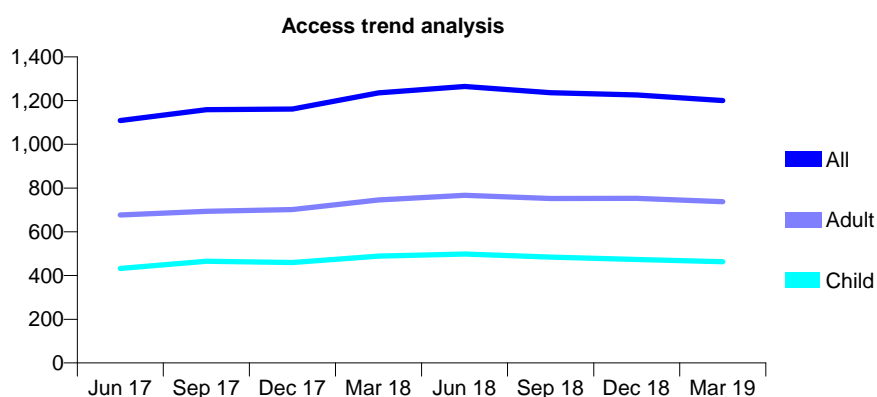
Q56 - Vital Signs At a Glance Contract Report for 232475/0001 - March 2019

Name or company name	Mr S Nicol, Mr R Bryant, Mr E Coyle and M:
Contract type name	GDS Contract
Purpose of contract	General
Contract start date	01/04/2006
Contract end date	

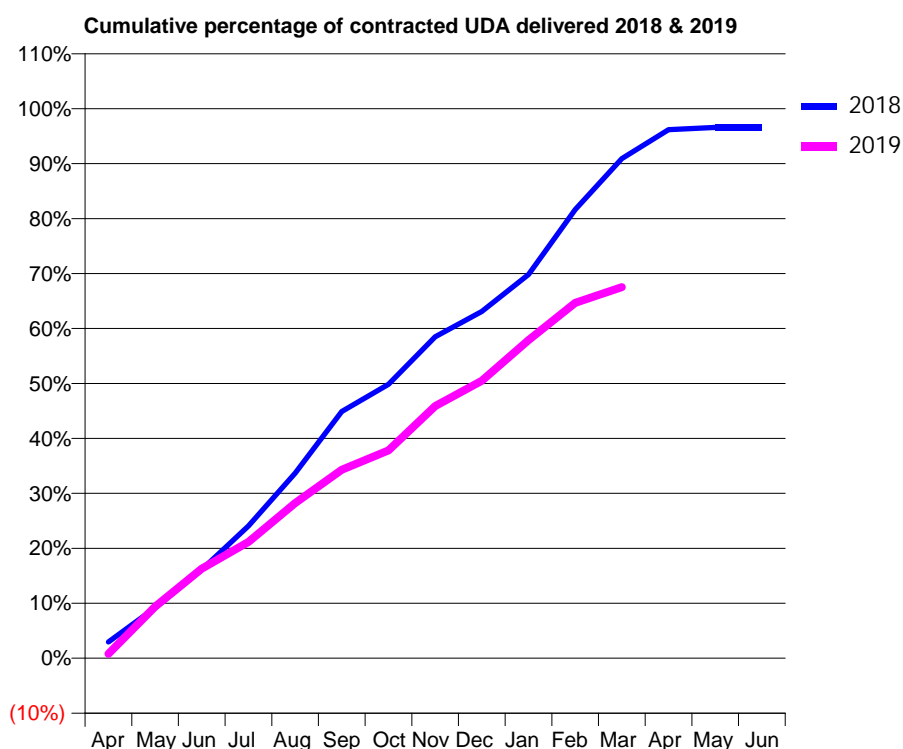
18/19 Contracted general activity (UDA)	4,022
Carry forward general activity (UDA)	138
18/19 Contracted orthodontic activity (UOA)	0
Carry forward orthodontic activity (UOA)	0
Baseline contract value	£122,455.75

ACCESS*

Patients seen in 24 months	Total	Change since previous quarter
Quarter ending March 2018	1,235	
Quarter ending June 2018	1,265	↑
Quarter ending September 2018	1,236	↓
Quarter ending December 2018	1,226	→
Quarter ending March 2019	1,200	↓
Variance since March 2018	(2.8%)	↓



ACTIVITY



Month	2018	2019
April	119	33
May	369	378
June	648	655
July	968	852
August	1,354	1,135
September	1,806	1,380
October	2,005	1,521
November	2,353	1,845
December	2,537	2,031
January	2,808	2,328
February	3,283	2,600
March	3,657	2,716
April	3,869	
May	3,884	
June	3,884	

QUALITY

	Quantity	Base Number	Contract	AT	Region	England
% of FP17s for the same patient ID Re-attending within 3 months - Children	82	790	10.4%	10.7%	11.5%	11.8%
% of FP17s for the same patient ID Re-attending within 3 months - Adults	83	819	10.1%	14.1%	15.2%	15.7%
% of FP17s for the same patient ID Re-attending between 3 & 9 months - Children	449	790	56.8%	60.1%	60.2%	58.9%
% of FP17s for the same patient ID Re-attending between 3 & 9 months - Adults	337	819	41.1%	49.2%	51.8%	50.8%
% of FP17s for Band 1 Urgent Courses	69	1,517	4.5%	9.2%	8.1%	9.1%
% of FP17s Relating to Free Repair or Replacements	5	1,517	0.3%	0.7%	0.8%	0.8%
% of FP17s Relating to Continuations	37	1,517	2.4%	1.0%	0.9%	0.9%
% of Patients satisfied with the dentistry they have received	1	1	N/A	92.5%	92.7%	92.5%
% of Patients satisfied with the time they had to wait for an appointment	1	1	N/A	85.3%	87.4%	87.0%

* This is based on patients treated on this contract for their most recent course of treatment.

Figures in italics indicate the base number of FP17s or Patient Questionnaire responses are less than 100. N/A is shown where the base number of responses is less than 10 during the period. % is calculated as Quantity/Base number*100

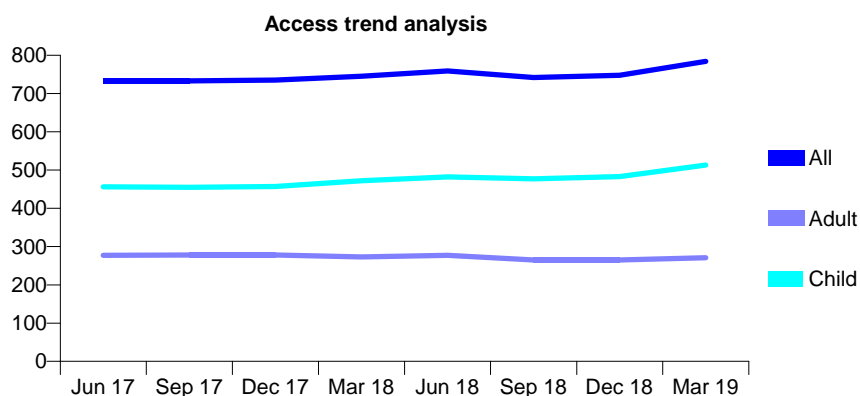
Q56 - Vital Signs At a Glance Contract Report for 233129/0001 - March 2019

Name or company name	MR RF TILLY
Contract type name	GDS Contract
Purpose of contract	General
Contract start date	01/04/2006
Contract end date	

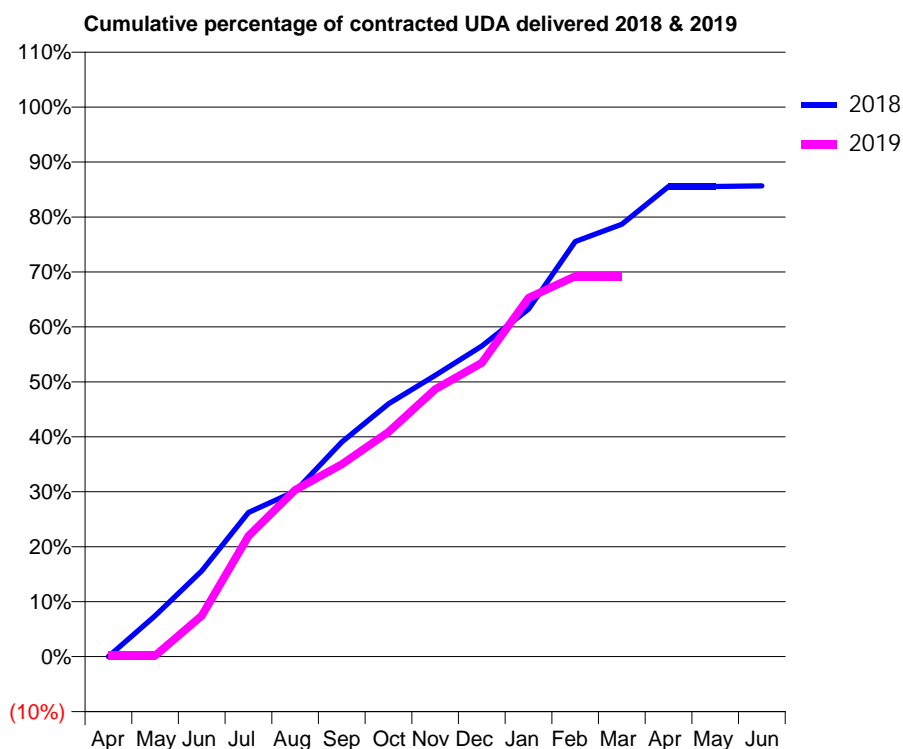
18/19 Contracted general activity (UDA)	1,750
Carry forward general activity (UDA)	0
18/19 Contracted orthodontic activity (UOA)	0
Carry forward orthodontic activity (UOA)	0
Baseline contract value	£38,111.88

ACCESS*

Patients seen in 24 months	Total	Change since previous quarter
Quarter ending March 2018	745	
Quarter ending June 2018	759	→
Quarter ending September 2018	742	↓
Quarter ending December 2018	748	→
Quarter ending March 2019	784	↑
Variance since March 2018	5.2%	↑



ACTIVITY



Month	Adjusted Scheduled Activity (UDA)	
	2018	2019
April	0	3
May	130	3
June	273	130
July	459	384
August	527	531
September	683	612
October	805	715
November	896	851
December	989	935
January	1,107	1,142
February	1,322	1,211
March	1,377	1,211
April	1,497	
May	1,497	
June	1,499	

QUALITY

	Quantity	Base Number	Contract	AT	Region	England
% of FP17s for the same patient ID Re-attending within 3 months - Children	21	694	3.0%	10.7%	11.5%	11.8%
% of FP17s for the same patient ID Re-attending within 3 months - Adults	28	264	10.6%	14.1%	15.2%	15.7%
% of FP17s for the same patient ID Re-attending between 3 & 9 months - Children	469	694	67.6%	60.1%	60.2%	58.9%
% of FP17s for the same patient ID Re-attending between 3 & 9 months - Adults	171	264	64.8%	49.2%	51.8%	50.8%
% of FP17s for Band 1 Urgent Courses	2	871	0.2%	9.2%	8.1%	9.1%
% of FP17s Relating to Free Repair or Replacements	0	871	0.0%	0.7%	0.8%	0.8%
% of FP17s Relating to Continuations	0	871	0.0%	1.0%	0.9%	0.9%
% of Patients satisfied with the dentistry they have received	0	0	N/A	92.5%	92.7%	92.5%
% of Patients satisfied with the time they had to wait for an appointment	0	0	N/A	85.3%	87.4%	87.0%

* This is based on patients treated on this contract for their most recent course of treatment. Figures in italics indicate the base number of FP17s or Patient Questionnaire responses are less than 100. N/A is shown where the base number of responses is less than 10 during the period. % is calculated as Quantity/Base number*100

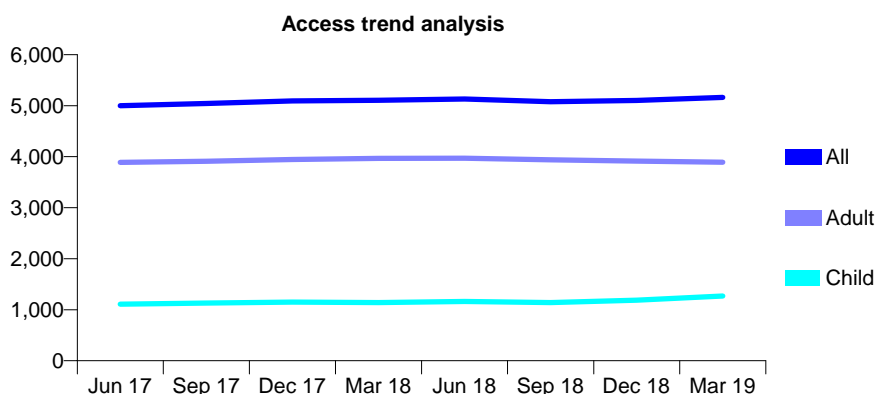
Q56 - Vital Signs At a Glance Contract Report for 244333/0002 - March 2019

Name or company name	MR H MORILLO-GONZALES DE V
Contract type name	GDS Contract
Purpose of contract	General
Contract start date	16/09/2008
Contract end date	

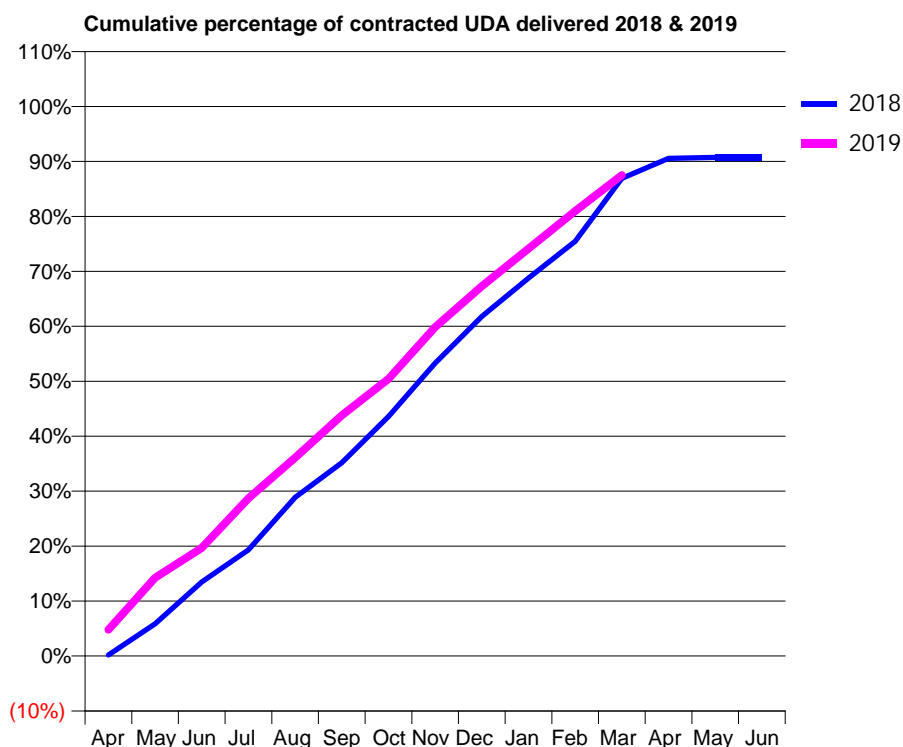
18/19 Contracted general activity (UDA)	14,224
Carry forward general activity (UDA)	0
18/19 Contracted orthodontic activity (UOA)	0
Carry forward orthodontic activity (UOA)	0
Baseline contract value	£366,370.62

ACCESS*

Patients seen in 24 months	Total	Change since previous quarter
Quarter ending March 2018	5,108	
Quarter ending June 2018	5,132	→
Quarter ending September 2018	5,078	↓
Quarter ending December 2018	5,101	→
Quarter ending March 2019	5,161	→
Variance since March 2018	1.0%	→



ACTIVITY



Month	Adjusted Scheduled Activity (UDA)	
	2018	2019
April	30	680
May	834	2,027
June	1,918	2,797
July	2,750	4,083
August	4,109	5,133
September	5,005	6,228
October	6,203	7,174
November	7,582	8,513
December	8,785	9,569
January	9,782	10,542
February	10,735	11,515
March	12,364	12,444
April	12,879	
May	12,905	
June	12,905	

QUALITY

	Quantity	Base Number	Contract	AT	Region	England
% of FP17s for the same patient ID Re-attending within 3 months - Children	121	2,059	5.9%	10.7%	11.5%	11.8%
% of FP17s for the same patient ID Re-attending within 3 months - Adults	606	5,227	11.6%	14.1%	15.2%	15.7%
% of FP17s for the same patient ID Re-attending between 3 & 9 months - Children	1,299	2,059	63.1%	60.1%	60.2%	58.9%
% of FP17s for the same patient ID Re-attending between 3 & 9 months - Adults	2,789	5,227	53.4%	49.2%	51.8%	50.8%
% of FP17s for Band 1 Urgent Courses	508	6,272	8.1%	9.2%	8.1%	9.1%
% of FP17s Relating to Free Repair or Replacements	29	6,272	0.5%	0.7%	0.8%	0.8%
% of FP17s Relating to Continuations	87	6,272	1.4%	1.0%	0.9%	0.9%
% of Patients satisfied with the dentistry they have received	3	3	N/A	92.5%	92.7%	92.5%
% of Patients satisfied with the time they had to wait for an appointment	2	3	N/A	85.3%	87.4%	87.0%

* This is based on patients treated on this contract for their most recent course of treatment. Figures in italics indicate the base number of FP17s or Patient Questionnaire responses are less than 100. N/A is shown where the base number of responses is less than 10 during the period. % is calculated as Quantity/Base number*100

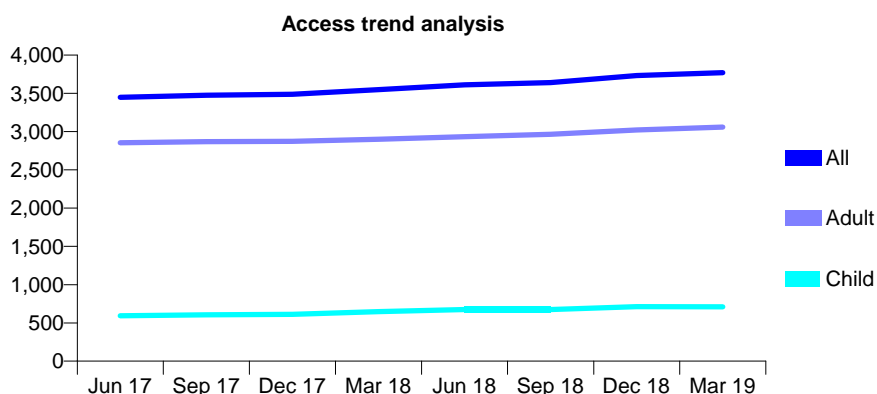
Q56 - Vital Signs At a Glance Contract Report for 245887/0001 - March 2019

Name or company name	MS CA FROST
Contract type name	PDS Contract
Purpose of contract	General
Contract start date	01/08/2014
Contract end date	31/07/2019

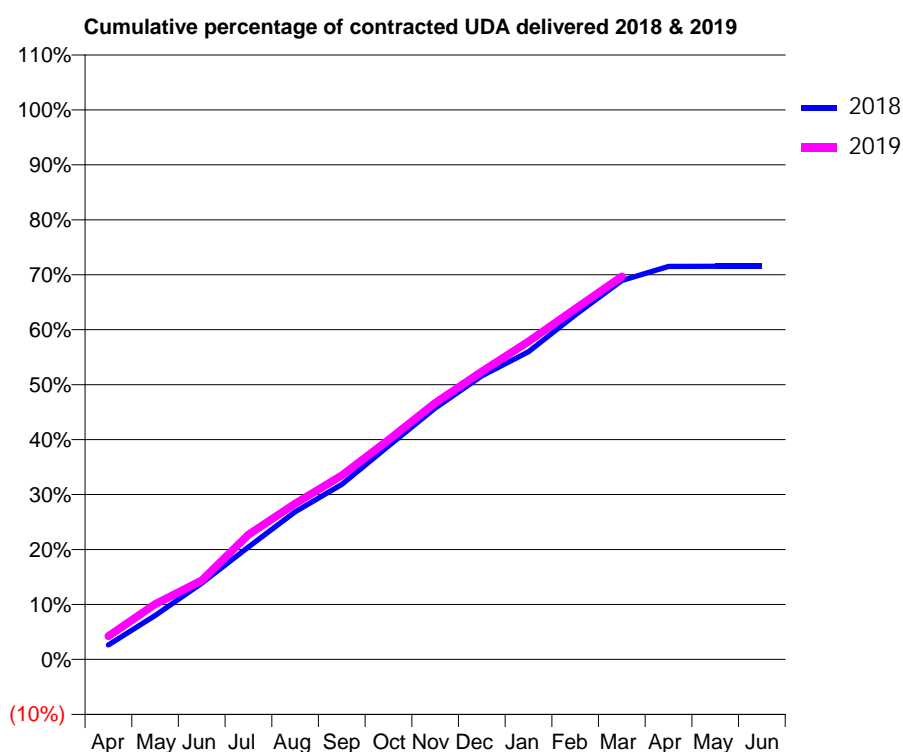
18/19 Contracted general activity (UDA)	14,750
Carry forward general activity (UDA)	0
18/19 Contracted orthodontic activity (UOA)	0
Carry forward orthodontic activity (UOA)	0
Baseline contract value	£441,176.01

ACCESS*

Patients seen in 24 months	Total	Change since previous quarter
Quarter ending March 2018	3,547	
Quarter ending June 2018	3,610	→
Quarter ending September 2018	3,640	→
Quarter ending December 2018	3,733	↑
Quarter ending March 2019	3,769	→
Variance since March 2018	6.3%	↑



ACTIVITY



Month	2018	2019
April	387	623
May	1,178	1,483
June	2,045	2,121
July	3,021	3,347
August	3,964	4,181
September	4,699	4,938
October	5,727	5,895
November	6,744	6,884
December	7,613	7,726
January	8,259	8,536
February	9,248	9,410
March	10,172	10,280
April	10,548	
May	10,554	
June	10,554	

QUALITY

	Quantity	Base Number	Contract	AT	Region	England
% of FP17s for the same patient ID Re-attending within 3 months - Children	76	1,046	7.3%	10.7%	11.5%	11.8%
% of FP17s for the same patient ID Re-attending within 3 months - Adults	606	4,249	14.3%	14.1%	15.2%	15.7%
% of FP17s for the same patient ID Re-attending between 3 & 9 months - Children	612	1,046	58.5%	60.1%	60.2%	58.9%
% of FP17s for the same patient ID Re-attending between 3 & 9 months - Adults	2,106	4,249	49.6%	49.2%	51.8%	50.8%
% of FP17s for Band 1 Urgent Courses	559	5,078	11.0%	9.2%	8.1%	9.1%
% of FP17s Relating to Free Repair or Replacements	13	5,078	0.3%	0.7%	0.8%	0.8%
% of FP17s Relating to Continuations	66	5,078	1.3%	1.0%	0.9%	0.9%
% of Patients satisfied with the dentistry they have received	1	1	N/A	92.5%	92.7%	92.5%
% of Patients satisfied with the time they had to wait for an appointment	1	1	N/A	85.3%	87.4%	87.0%

* This is based on patients treated on this contract for their most recent course of treatment. Figures in italics indicate the base number of FP17s or Patient Questionnaire responses are less than 100. N/A is shown where the base number of responses is less than 10 during the period. % is calculated as Quantity/Base number*100

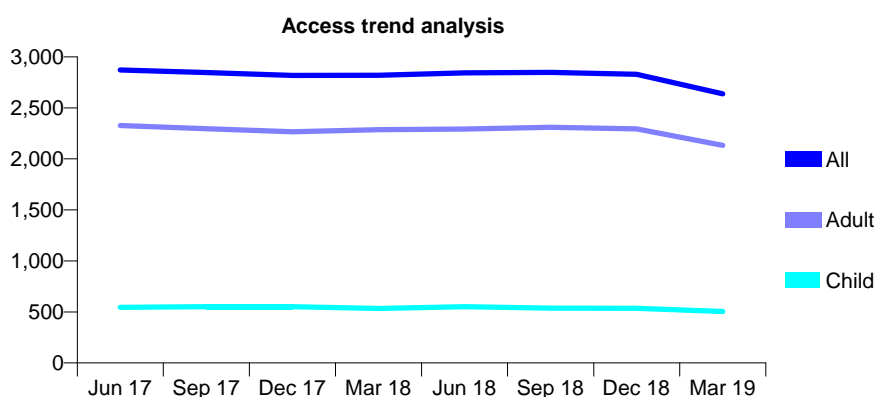
Q56 - Vital Signs At a Glance Contract Report for 248940/0003 - March 2019

Name or company name	MR SR PATEL
Contract type name	GDS Contract
Purpose of contract	General
Contract start date	01/04/2013
Contract end date	

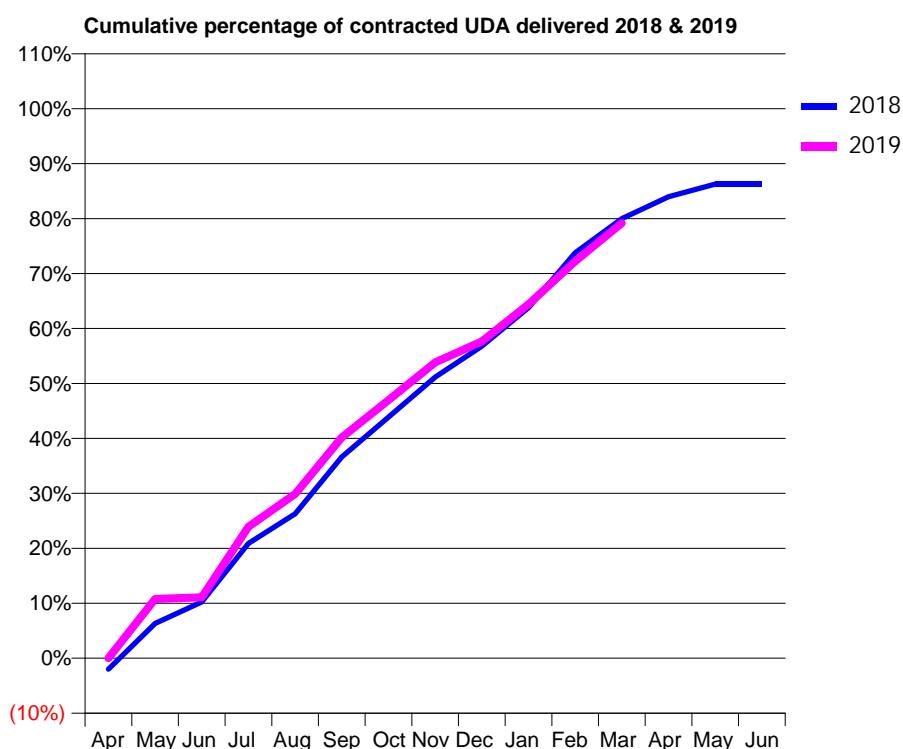
18/19 Contracted general activity (UDA)	5,810
Carry forward general activity (UDA)	0
18/19 Contracted orthodontic activity (UOA)	0
Carry forward orthodontic activity (UOA)	0
Baseline contract value	£139,837.70

ACCESS*

Patients seen in 24 months	Total	Change since previous quarter
Quarter ending March 2018	2,820	
Quarter ending June 2018	2,843	→
Quarter ending September 2018	2,848	→
Quarter ending December 2018	2,830	→
Quarter ending March 2019	2,637	↓
Variance since March 2018	(6.5%)	↓



ACTIVITY



Month	2018	2019
April	-118	0
May	368	627
June	595	644
July	1,215	1,391
August	1,528	1,738
September	2,129	2,334
October	2,549	2,729
November	2,973	3,127
December	3,299	3,349
January	3,705	3,742
February	4,286	4,197
March	4,648	4,600
April	4,879	
May	5,013	
June	5,013	

QUALITY

	Quantity	Base Number	Contract	AT	Region	England
% of FP17s for the same patient ID Re-attending within 3 months - Children	20	798	2.5%	10.7%	11.5%	11.8%
% of FP17s for the same patient ID Re-attending within 3 months - Adults	133	2,333	5.7%	14.1%	15.2%	15.7%
% of FP17s for the same patient ID Re-attending between 3 & 9 months - Children	558	798	69.9%	60.1%	60.2%	58.9%
% of FP17s for the same patient ID Re-attending between 3 & 9 months - Adults	556	2,333	23.8%	49.2%	51.8%	50.8%
% of FP17s for Band 1 Urgent Courses	49	2,895	1.7%	9.2%	8.1%	9.1%
% of FP17s Relating to Free Repair or Replacements	0	2,895	0.0%	0.7%	0.8%	0.8%
% of FP17s Relating to Continuations	21	2,895	0.7%	1.0%	0.9%	0.9%
% of Patients satisfied with the dentistry they have received	2	2	N/A	92.5%	92.7%	92.5%
% of Patients satisfied with the time they had to wait for an appointment	2	2	N/A	85.3%	87.4%	87.0%

* This is based on patients treated on this contract for their most recent course of treatment.

Figures in italics indicate the base number of FP17s or Patient Questionnaire responses are less than 100. N/A is shown where the base number of responses is less than 10 during the period. % is calculated as Quantity/Base number*100

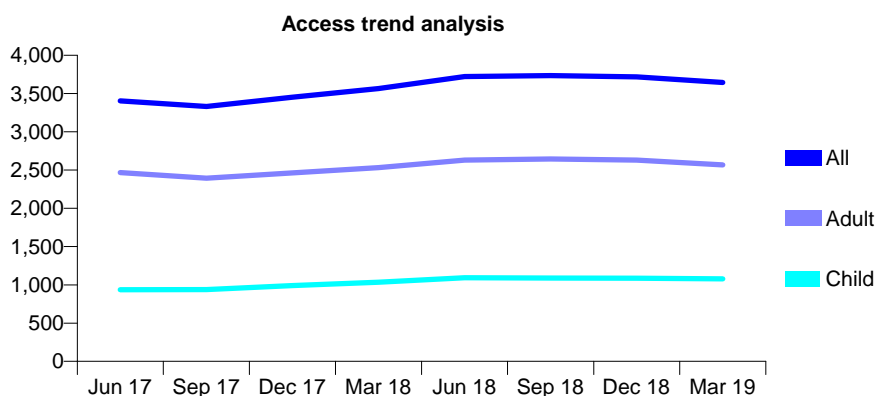
Q56 - Vital Signs At a Glance Contract Report for 257257/0002 - March 2019

Name or company name	MR JJ VILJOEN
Contract type name	PDS Contract
Purpose of contract	General
Contract start date	01/02/2010
Contract end date	31/03/2019

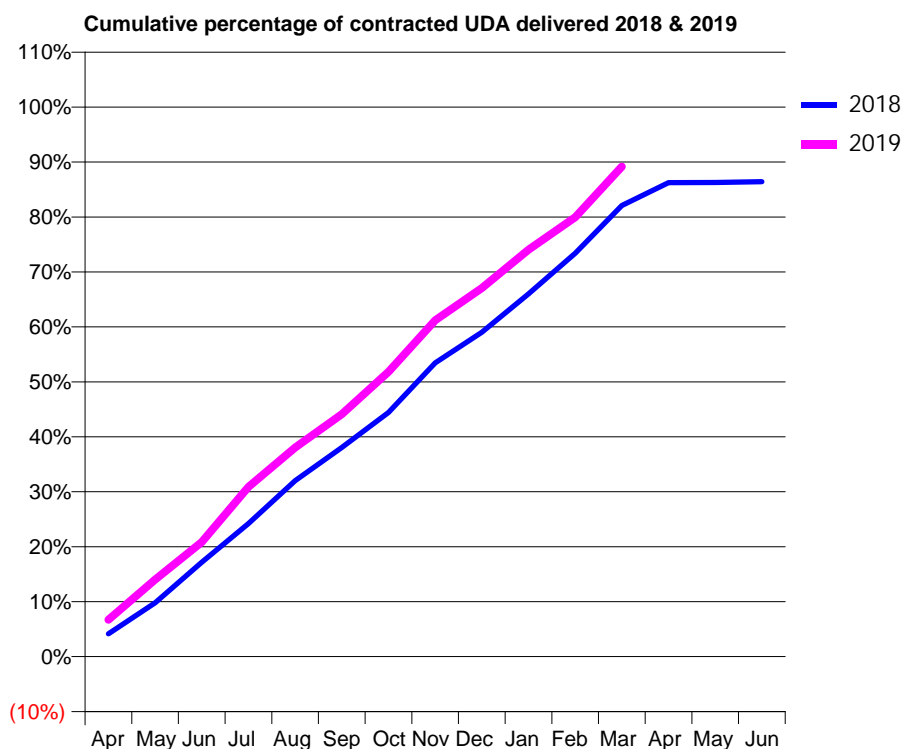
18/19 Contracted general activity (UDA)	9,942
Carry forward general activity (UDA)	0
18/19 Contracted orthodontic activity (UOA)	0
Carry forward orthodontic activity (UOA)	0
Baseline contract value	£253,123.10

ACCESS*

Patients seen in 24 months	Total	Change since previous quarter
Quarter ending March 2018	3,566	
Quarter ending June 2018	3,722	↑
Quarter ending September 2018	3,734	→
Quarter ending December 2018	3,716	→
Quarter ending March 2019	3,644	↓
Variance since March 2018	2.2%	↑



ACTIVITY



Month	Adjusted Scheduled Activity (UDA)	
	2018	2019
April	414	667
May	975	1,392
June	1,706	2,071
July	2,409	3,069
August	3,184	3,783
September	3,781	4,384
October	4,417	5,153
November	5,313	6,083
December	5,865	6,666
January	6,561	7,362
February	7,296	7,949
March	8,160	8,863
April	8,573	
May	8,578	
June	8,592	

QUALITY

	Quantity	Base Number	Contract	AT	Region	England
% of FP17s for the same patient ID Re-attending within 3 months - Children	73	1,700	4.3%	10.7%	11.5%	11.8%
% of FP17s for the same patient ID Re-attending within 3 months - Adults	415	3,938	10.5%	14.1%	15.2%	15.7%
% of FP17s for the same patient ID Re-attending between 3 & 9 months - Children	1,098	1,700	64.6%	60.1%	60.2%	58.9%
% of FP17s for the same patient ID Re-attending between 3 & 9 months - Adults	2,519	3,938	64.0%	49.2%	51.8%	50.8%
% of FP17s for Band 1 Urgent Courses	365	5,378	6.8%	9.2%	8.1%	9.1%
% of FP17s Relating to Free Repair or Replacements	12	5,378	0.2%	0.7%	0.8%	0.8%
% of FP17s Relating to Continuations	5	5,378	0.1%	1.0%	0.9%	0.9%
% of Patients satisfied with the dentistry they have received	1	1	N/A	92.5%	92.7%	92.5%
% of Patients satisfied with the time they had to wait for an appointment	1	1	N/A	85.3%	87.4%	87.0%

* This is based on patients treated on this contract for their most recent course of treatment. Figures in italics indicate the base number of FP17s or Patient Questionnaire responses are less than 100. N/A is shown where the base number of responses is less than 10 during the period. % is calculated as Quantity/Base number*100

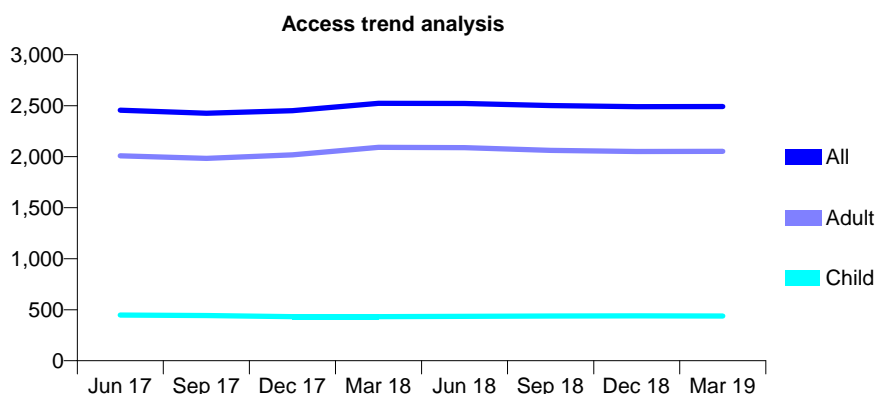
Q56 - Vital Signs At a Glance Contract Report for 258083/0001 - March 2019

Name or company name	MR AA KHODADADIAN
Contract type name	GDS Contract
Purpose of contract	General
Contract start date	01/04/2006
Contract end date	

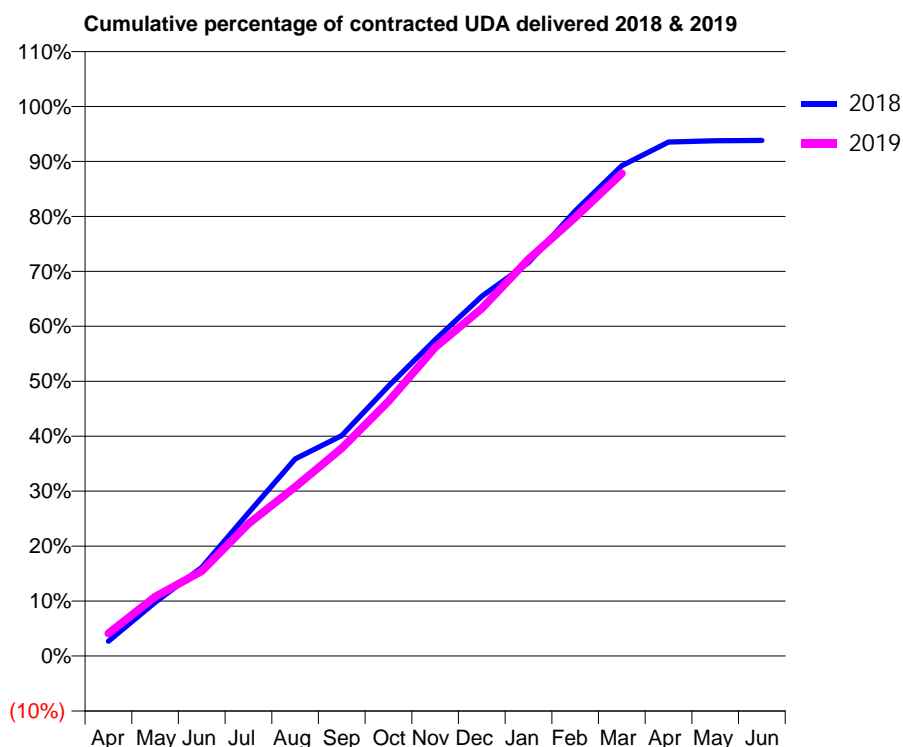
18/19 Contracted general activity (UDA)	7,400
Carry forward general activity (UDA)	0
18/19 Contracted orthodontic activity (UOA)	0
Carry forward orthodontic activity (UOA)	0
Baseline contract value	£188,406.43

ACCESS*

Patients seen in 24 months	Total	Change since previous quarter
Quarter ending March 2018	2,524	
Quarter ending June 2018	2,522	→
Quarter ending September 2018	2,501	→
Quarter ending December 2018	2,490	→
Quarter ending March 2019	2,492	→
Variance since March 2018	(1.3%)	↓



ACTIVITY



Month	Adjusted Scheduled Activity (UDA)	
	2018	2019
April	200	304
May	723	799
June	1,193	1,142
July	1,928	1,783
August	2,655	2,279
September	2,970	2,799
October	3,635	3,429
November	4,261	4,156
December	4,843	4,680
January	5,299	5,342
February	5,993	5,906
March	6,601	6,498
April	6,922	
May	6,938	
June	6,941	

QUALITY

	Quantity	Base Number	Contract	AT	Region	England
% of FP17s for the same patient ID Re-attending within 3 months - Children	26	592	4.4%	10.7%	11.5%	11.8%
% of FP17s for the same patient ID Re-attending within 3 months - Adults	355	2,764	12.8%	14.1%	15.2%	15.7%
% of FP17s for the same patient ID Re-attending between 3 & 9 months - Children	279	592	47.1%	60.1%	60.2%	58.9%
% of FP17s for the same patient ID Re-attending between 3 & 9 months - Adults	1,309	2,764	47.4%	49.2%	51.8%	50.8%
% of FP17s for Band 1 Urgent Courses	207	3,226	6.4%	9.2%	8.1%	9.1%
% of FP17s Relating to Free Repair or Replacements	14	3,226	0.4%	0.7%	0.8%	0.8%
% of FP17s Relating to Continuations	35	3,226	1.1%	1.0%	0.9%	0.9%
% of Patients satisfied with the dentistry they have received	6	6	N/A	92.5%	92.7%	92.5%
% of Patients satisfied with the time they had to wait for an appointment	5	6	N/A	85.3%	87.4%	87.0%

* This is based on patients treated on this contract for their most recent course of treatment. Figures in italics indicate the base number of FP17s or Patient Questionnaire responses are less than 100. N/A is shown where the base number of responses is less than 10 during the period. % is calculated as Quantity/Base number*100

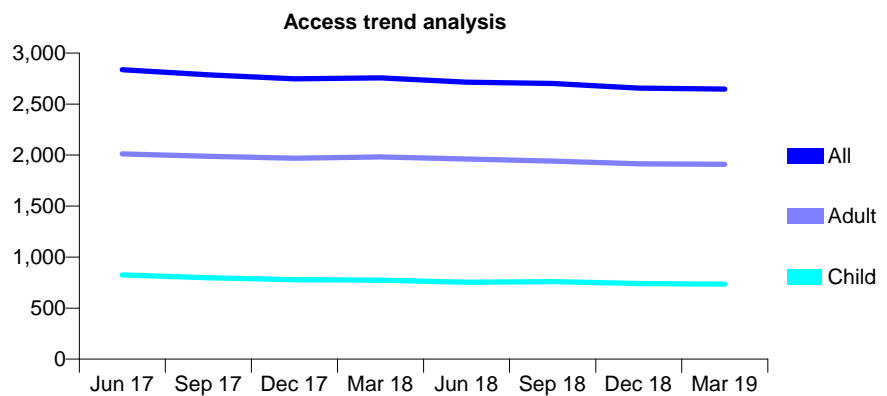
Q56 - Vital Signs At a Glance Contract Report for 258229/0001 - March 2019

Name or company name	MR S KORDANY
Contract type name	GDS Contract
Purpose of contract	General
Contract start date	01/04/2006
Contract end date	

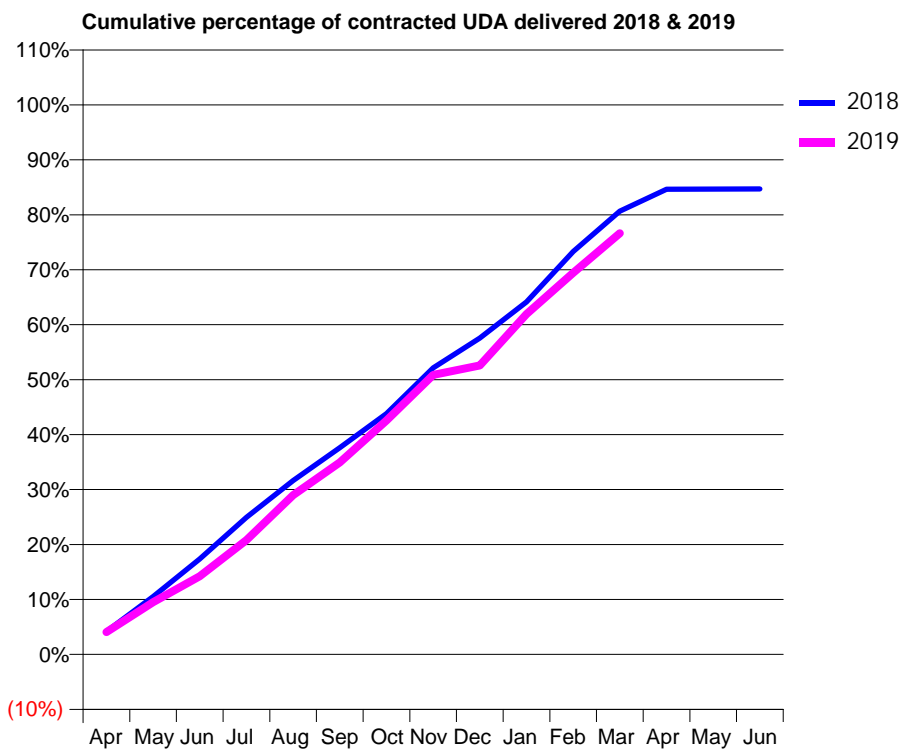
18/19 Contracted general activity (UDA)	8,000
Carry forward general activity (UDA)	0
18/19 Contracted orthodontic activity (UOA)	0
Carry forward orthodontic activity (UOA)	0
Baseline contract value	£198,529.20

ACCESS*

Patients seen in 24 months	Total	Change since previous quarter
Quarter ending March 2018	2,758	
Quarter ending June 2018	2,714	↓
Quarter ending September 2018	2,702	→
Quarter ending December 2018	2,657	↓
Quarter ending March 2019	2,646	→
Variance since March 2018	(4.1%)	↓



ACTIVITY



Month	2018	2019
April	336	324
May	842	759
June	1,388	1,139
July	1,997	1,664
August	2,531	2,319
September	3,008	2,795
October	3,505	3,406
November	4,171	4,068
December	4,606	4,206
January	5,132	4,954
February	5,865	5,556
March	6,452	6,130
April	6,772	
May	6,774	
June	6,777	

QUALITY

	Quantity	Base Number	Contract	AT	Region	England
% of FP17s for the same patient ID Re-attending within 3 months - Children	41	1,098	3.7%	10.7%	11.5%	11.8%
% of FP17s for the same patient ID Re-attending within 3 months - Adults	338	2,863	11.8%	14.1%	15.2%	15.7%
% of FP17s for the same patient ID Re-attending between 3 & 9 months - Children	775	1,098	70.6%	60.1%	60.2%	58.9%
% of FP17s for the same patient ID Re-attending between 3 & 9 months - Adults	1,908	2,863	66.6%	49.2%	51.8%	50.8%
% of FP17s for Band 1 Urgent Courses	221	3,808	5.8%	9.2%	8.1%	9.1%
% of FP17s Relating to Free Repair or Replacements	30	3,808	0.8%	0.7%	0.8%	0.8%
% of FP17s Relating to Continuations	26	3,808	0.7%	1.0%	0.9%	0.9%
% of Patients satisfied with the dentistry they have received	2	2	N/A	92.5%	92.7%	92.5%
% of Patients satisfied with the time they had to wait for an appointment	2	2	N/A	85.3%	87.4%	87.0%

* This is based on patients treated on this contract for their most recent course of treatment. Figures in italics indicate the base number of FP17s or Patient Questionnaire responses are less than 100. N/A is shown where the base number of responses is less than 10 during the period. % is calculated as Quantity/Base number*100

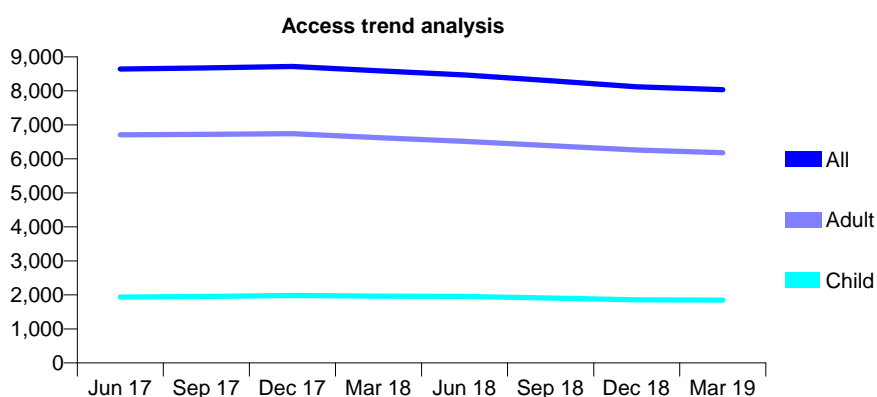
Q56 - Vital Signs At a Glance Contract Report for 262080/0002 - March 2019

Name or company name	MR A KHANI
Contract type name	Pilot Contract
Purpose of contract	General
Contract start date	01/06/2006
Contract end date	

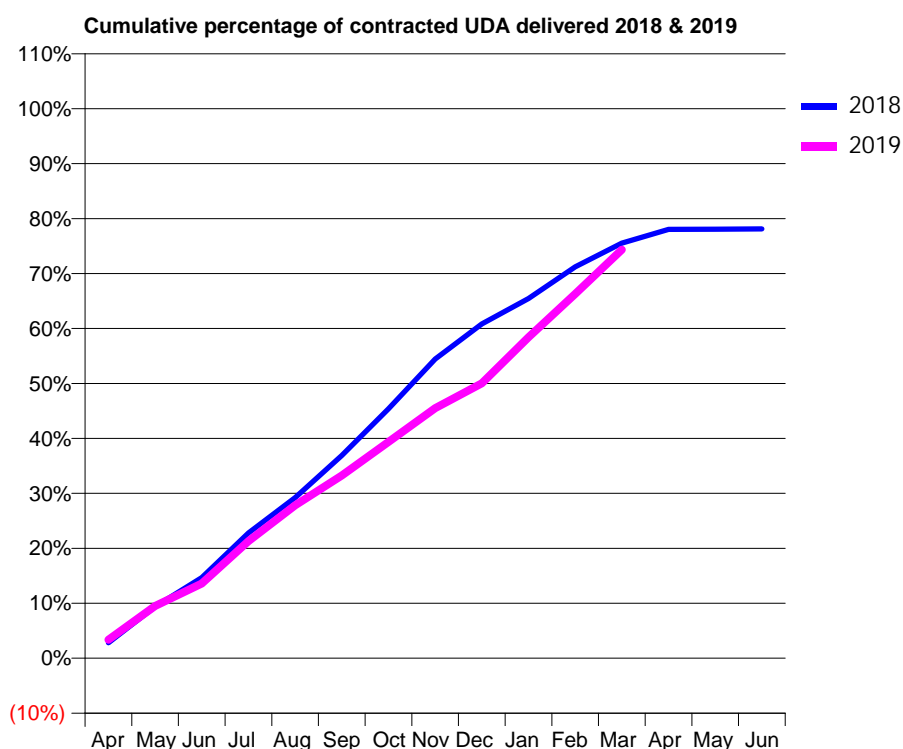
18/19 Contracted general activity (UDA)	27,000
Carry forward general activity (UDA)	0
18/19 Contracted orthodontic activity (UOA)	0
Carry forward orthodontic activity (UOA)	0
Baseline contract value	£661,930.42

ACCESS*

Patients seen in 24 months	Total	Change since previous quarter
Quarter ending March 2018	8,589	
Quarter ending June 2018	8,469	↓
Quarter ending September 2018	8,300	↓
Quarter ending December 2018	8,118	↓
Quarter ending March 2019	8,033	↓
Variance since March 2018	(6.5%)	↓



ACTIVITY



Month	2018	2019
April	764	906
May	2,542	2,573
June	3,964	3,670
July	6,157	5,758
August	7,891	7,512
September	9,959	8,980
October	12,257	10,626
November	14,703	12,291
December	16,423	13,506
January	17,673	15,767
February	19,225	17,898
March	20,392	20,075
April	21,069	
May	21,076	
June	21,094	

QUALITY

	Quantity	Base Number	Contract	AT	Region	England
% of FP17s for the same patient ID Re-attending within 3 months - Children	110	2,659	4.1%	10.7%	11.5%	11.8%
% of FP17s for the same patient ID Re-attending within 3 months - Adults	745	7,332	10.2%	14.1%	15.2%	15.7%
% of FP17s for the same patient ID Re-attending between 3 & 9 months - Children	1,572	2,659	59.1%	60.1%	60.2%	58.9%
% of FP17s for the same patient ID Re-attending between 3 & 9 months - Adults	3,266	7,332	44.5%	49.2%	51.8%	50.8%
% of FP17s for Band 1 Urgent Courses	617	9,615	6.4%	9.2%	8.1%	9.1%
% of FP17s Relating to Free Repair or Replacements	27	9,615	0.3%	0.7%	0.8%	0.8%
% of FP17s Relating to Continuations	79	9,615	0.8%	1.0%	0.9%	0.9%
% of Patients satisfied with the dentistry they have received	8	8	N/A	92.5%	92.7%	92.5%
% of Patients satisfied with the time they had to wait for an appointment	7	8	N/A	85.3%	87.4%	87.0%

* This is based on patients treated on this contract for their most recent course of treatment.

Figures in italics indicate the base number of FP17s or Patient Questionnaire responses are less than 100. N/A is shown where the base number of responses is less than 10 during the period. % is calculated as Quantity/Base number*100

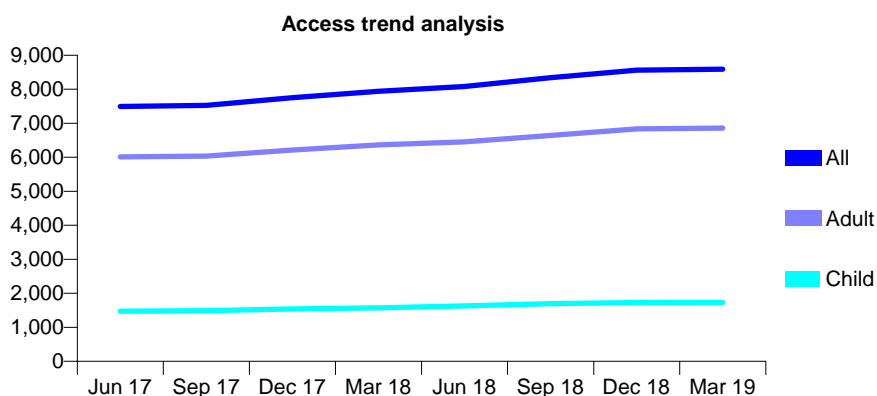
Q56 - Vital Signs At a Glance Contract Report for 263370/0001 - March 2019

Name or company name	Dr Baker & Dr. Al-Ali
Contract type name	GDS Contract
Purpose of contract	General
Contract start date	23/11/2009
Contract end date	

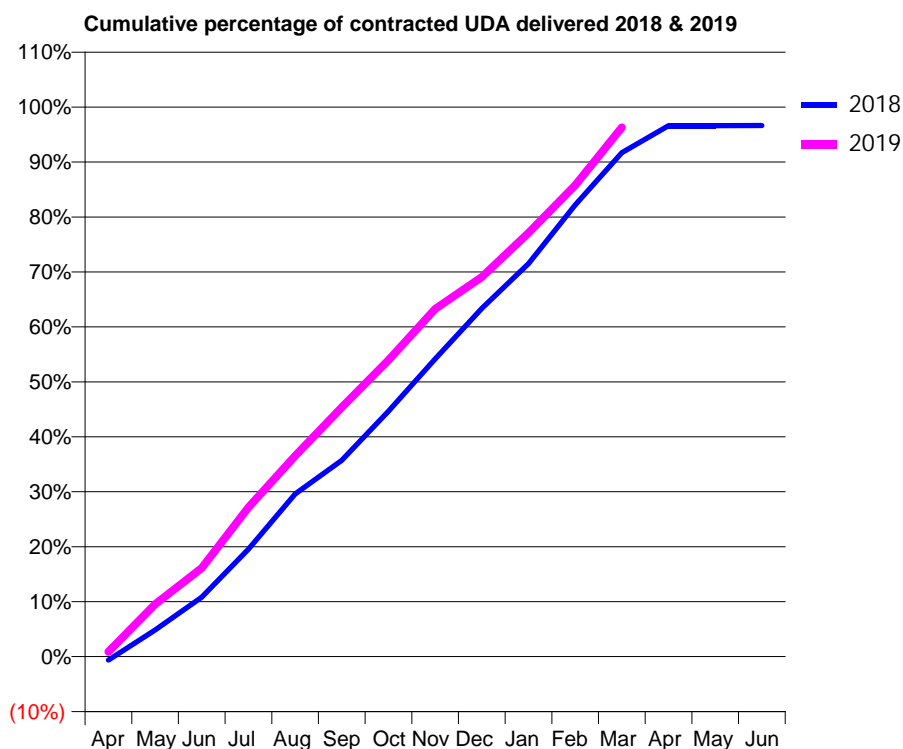
18/19 Contracted general activity (UDA)	22,763
Carry forward general activity (UDA)	765
18/19 Contracted orthodontic activity (UOA)	0
Carry forward orthodontic activity (UOA)	0
Baseline contract value	£528,357.88

ACCESS*

Patients seen in 24 months	Total	Change since previous quarter
Quarter ending March 2018	7,939	
Quarter ending June 2018	8,082	→
Quarter ending September 2018	8,341	↑
Quarter ending December 2018	8,562	↑
Quarter ending March 2019	8,592	→
Variance since March 2018	8.2%	↑



ACTIVITY



Month	Adjusted Scheduled Activity (UDA)	
	2018	2019
April	-145	202
May	1,107	2,174
June	2,461	3,671
July	4,448	6,186
August	6,736	8,316
September	8,131	10,325
October	10,165	12,283
November	12,332	14,404
December	14,421	15,717
January	16,277	17,555
February	18,713	19,523
March	20,873	21,923
April	21,992	
May	21,992	
June	21,998	

QUALITY

	Quantity	Base Number	Contract	AT	Region	England
% of FP17s for the same patient ID Re-attending within 3 months - Children	183	2,734	6.7%	10.7%	11.5%	11.8%
% of FP17s for the same patient ID Re-attending within 3 months - Adults	1,279	10,312	12.4%	14.1%	15.2%	15.7%
% of FP17s for the same patient ID Re-attending between 3 & 9 months - Children	1,759	2,734	64.3%	60.1%	60.2%	58.9%
% of FP17s for the same patient ID Re-attending between 3 & 9 months - Adults	6,439	10,312	62.4%	49.2%	51.8%	50.8%
% of FP17s for Band 1 Urgent Courses	760	12,650	6.0%	9.2%	8.1%	9.1%
% of FP17s Relating to Free Repair or Replacements	247	12,650	2.0%	0.7%	0.8%	0.8%
% of FP17s Relating to Continuations	86	12,650	0.7%	1.0%	0.9%	0.9%
% of Patients satisfied with the dentistry they have received	3	4	N/A	92.5%	92.7%	92.5%
% of Patients satisfied with the time they had to wait for an appointment	4	4	N/A	85.3%	87.4%	87.0%

* This is based on patients treated on this contract for their most recent course of treatment. Figures in italics indicate the base number of FP17s or Patient Questionnaire responses are less than 100. N/A is shown where the base number of responses is less than 10 during the period. % is calculated as Quantity/Base number*100

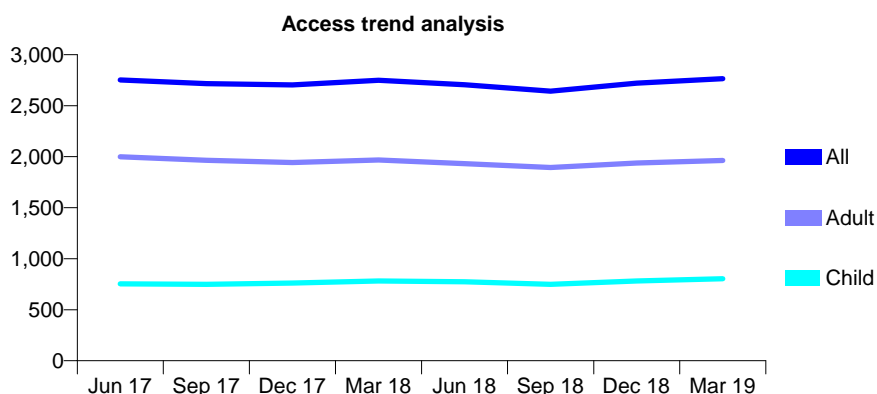
Q56 - Vital Signs At a Glance Contract Report for 264113/0001 - March 2019

Name or company name	MISS O OMOREGIE
Contract type name	GDS Contract
Purpose of contract	General
Contract start date	20/12/2007
Contract end date	

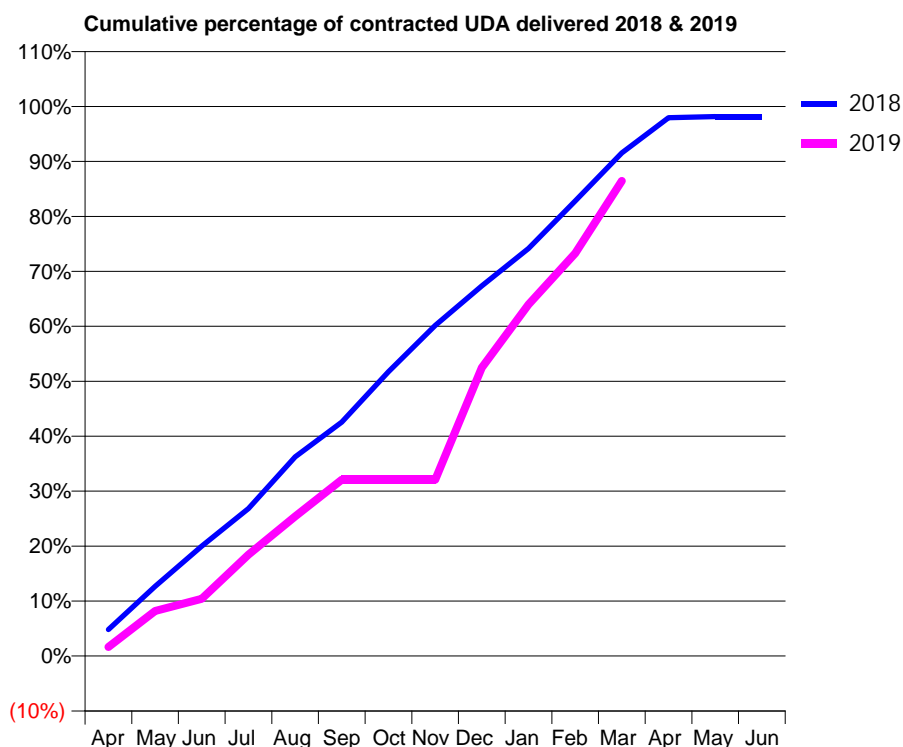
18/19 Contracted general activity (UDA)	6,666
Carry forward general activity (UDA)	124
18/19 Contracted orthodontic activity (UOA)	0
Carry forward orthodontic activity (UOA)	0
Baseline contract value	£182,821.26

ACCESS*

Patients seen in 24 months	Total	Change since previous quarter
Quarter ending March 2018	2,750	
Quarter ending June 2018	2,705	↓
Quarter ending September 2018	2,643	↓
Quarter ending December 2018	2,721	↑
Quarter ending March 2019	2,766	→
Variance since March 2018	0.6%	→



ACTIVITY



Month	Adjusted Scheduled Activity (UDA)	
	2018	2019
April	321	111
May	845	546
June	1,332	694
July	1,790	1,231
August	2,415	1,695
September	2,838	2,138
October	3,449	2,138
November	4,010	2,138
December	4,489	3,498
January	4,944	4,264
February	5,520	4,886
March	6,103	5,763
April	6,530	
May	6,542	
June	6,542	

QUALITY

	Quantity	Base Number	Contract	AT	Region	England
% of FP17s for the same patient ID Re-attending within 3 months - Children	83	1,129	7.4%	10.7%	11.5%	11.8%
% of FP17s for the same patient ID Re-attending within 3 months - Adults	388	2,696	14.4%	14.1%	15.2%	15.7%
% of FP17s for the same patient ID Re-attending between 3 & 9 months - Children	658	1,129	58.3%	60.1%	60.2%	58.9%
% of FP17s for the same patient ID Re-attending between 3 & 9 months - Adults	1,494	2,696	55.4%	49.2%	51.8%	50.8%
% of FP17s for Band 1 Urgent Courses	222	3,641	6.1%	9.2%	8.1%	9.1%
% of FP17s Relating to Free Repair or Replacements	32	3,641	0.9%	0.7%	0.8%	0.8%
% of FP17s Relating to Continuations	94	3,641	2.6%	1.0%	0.9%	0.9%
% of Patients satisfied with the dentistry they have received	0	0	N/A	92.5%	92.7%	92.5%
% of Patients satisfied with the time they had to wait for an appointment	0	0	N/A	85.3%	87.4%	87.0%

* This is based on patients treated on this contract for their most recent course of treatment. Figures in italics indicate the base number of FP17s or Patient Questionnaire responses are less than 100. N/A is shown where the base number of responses is less than 10 during the period. % is calculated as Quantity/Base number*100

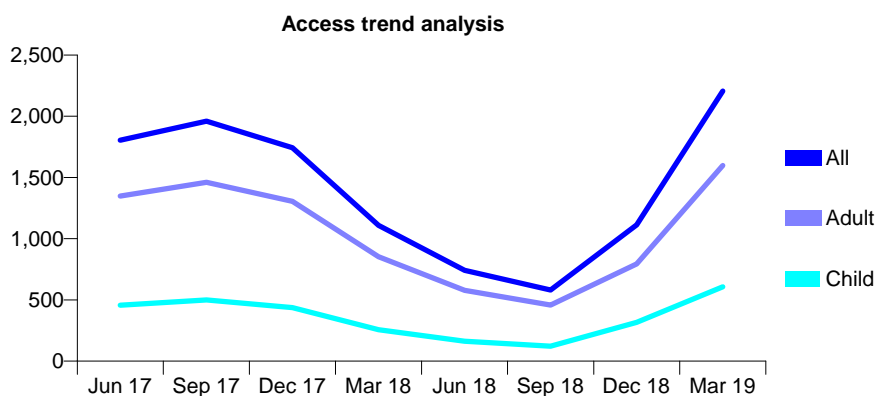
Q56 - Vital Signs At a Glance Contract Report for 277932/0002 - March 2019

Name or company name	MR IO OSHIGA
Contract type name	GDS Contract
Purpose of contract	General
Contract start date	01/04/2012
Contract end date	

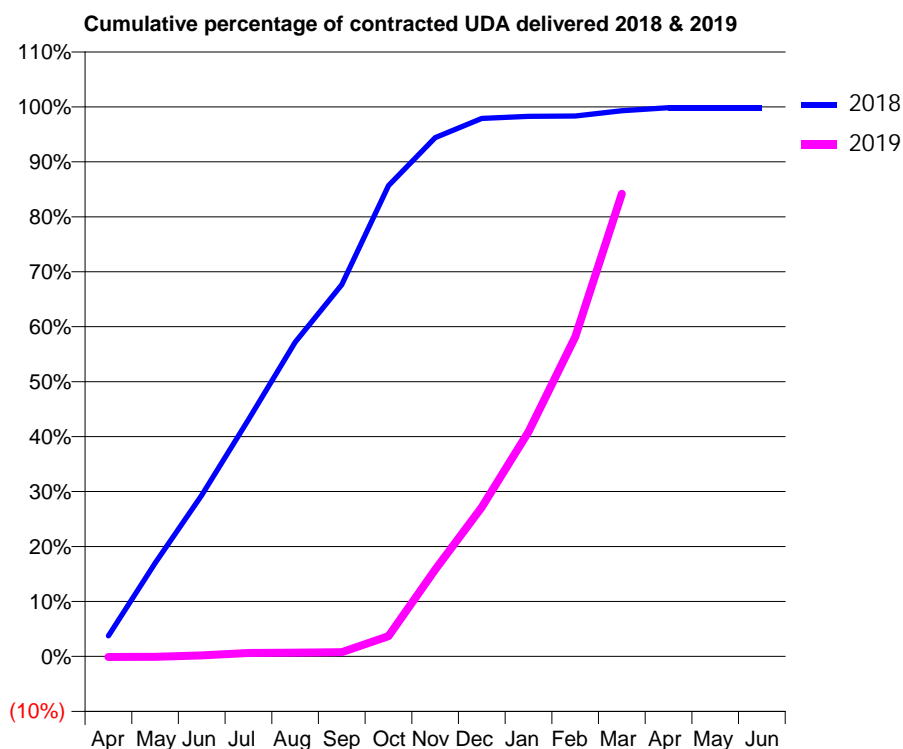
18/19 Contracted general activity (UDA)	4,320
Carry forward general activity (UDA)	6
18/19 Contracted orthodontic activity (UOA)	0
Carry forward orthodontic activity (UOA)	0
Baseline contract value	£113,363.97

ACCESS*

Patients seen in 24 months	Total	Change since previous quarter
Quarter ending March 2018	1,110	
Quarter ending June 2018	741	↓
Quarter ending September 2018	581	↓
Quarter ending December 2018	1,113	↑
Quarter ending March 2019	2,205	↑
Variance since March 2018	98.6%	↑



ACTIVITY



Month	Adjusted Scheduled Activity (UDA)	
	2018	2019
April	162	-5
May	734	-4
June	1,268	8
July	1,861	27
August	2,470	30
September	2,922	33
October	3,700	159
November	4,078	683
December	4,230	1,173
January	4,246	1,766
February	4,249	2,512
March	4,290	3,637
April	4,314	
May	4,314	
June	4,314	

QUALITY

	Quantity	Base Number	Contract	AT	Region	England
% of FP17s for the same patient ID Re-attending within 3 months - Children	38	581	6.5%	10.7%	11.5%	11.8%
% of FP17s for the same patient ID Re-attending within 3 months - Adults	150	1,430	10.5%	14.1%	15.2%	15.7%
% of FP17s for the same patient ID Re-attending between 3 & 9 months - Children	16	581	2.8%	60.1%	60.2%	58.9%
% of FP17s for the same patient ID Re-attending between 3 & 9 months - Adults	36	1,430	2.5%	49.2%	51.8%	50.8%
% of FP17s for Band 1 Urgent Courses	143	1,717	8.3%	9.2%	8.1%	9.1%
% of FP17s Relating to Free Repair or Replacements	10	1,717	0.6%	0.7%	0.8%	0.8%
% of FP17s Relating to Continuations	14	1,717	0.8%	1.0%	0.9%	0.9%
% of Patients satisfied with the dentistry they have received	1	1	N/A	92.5%	92.7%	92.5%
% of Patients satisfied with the time they had to wait for an appointment	1	1	N/A	85.3%	87.4%	87.0%

* This is based on patients treated on this contract for their most recent course of treatment. Figures in italics indicate the base number of FP17s or Patient Questionnaire responses are less than 100. N/A is shown where the base number of responses is less than 10 during the period. % is calculated as Quantity/Base number*100

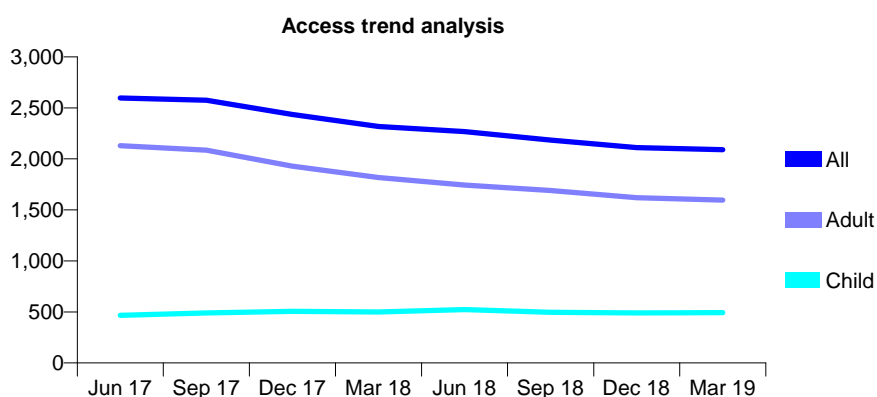
Q56 - Vital Signs At a Glance Contract Report for 282782/0001 - March 2019

Name or company name	DR J SALEH
Contract type name	GDS Contract
Purpose of contract	General
Contract start date	23/07/2015
Contract end date	

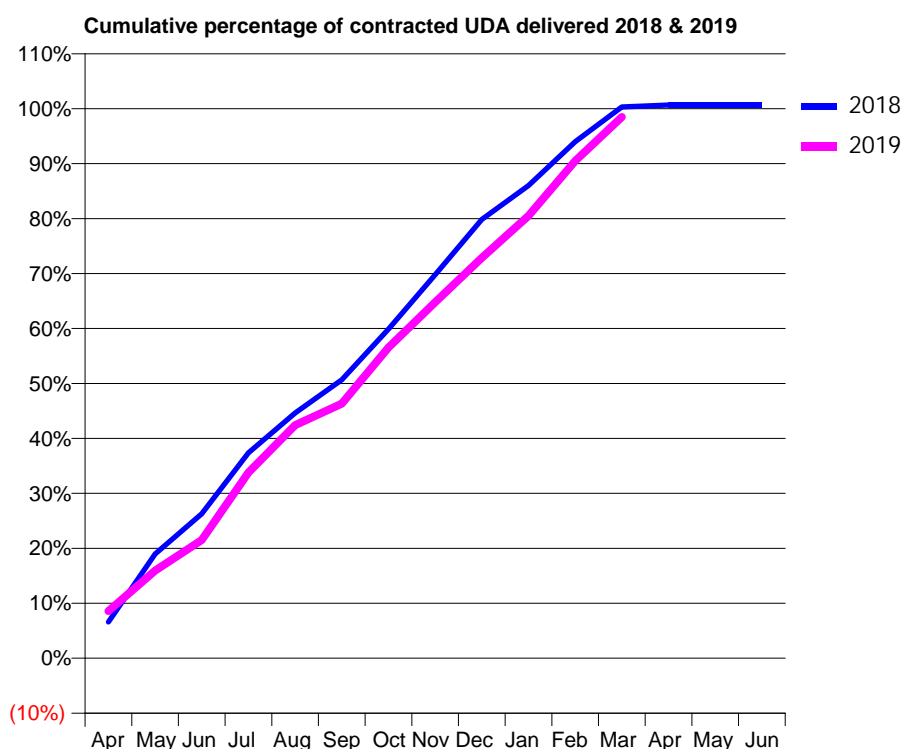
18/19 Contracted general activity (UDA)	9,575
Carry forward general activity (UDA)	-62
18/19 Contracted orthodontic activity (UOA)	0
Carry forward orthodontic activity (UOA)	0
Baseline contract value	£209,329.29

ACCESS*

Patients seen in 24 months	Total	Change since previous quarter
Quarter ending March 2018	2,317	
Quarter ending June 2018	2,267	↓
Quarter ending September 2018	2,185	↓
Quarter ending December 2018	2,110	↓
Quarter ending March 2019	2,089	→
Variance since March 2018	(9.8%)	↓



ACTIVITY



Month	2018	2019
April	633	822
May	1,816	1,527
June	2,518	2,059
July	3,580	3,236
August	4,275	4,064
September	4,851	4,433
October	5,735	5,413
November	6,683	6,203
December	7,643	6,977
January	8,236	7,709
February	9,001	8,666
March	9,605	9,427
April	9,637	
May	9,637	
June	9,637	

QUALITY

	Quantity	Base Number	Contract	AT	Region	England
% of FP17s for the same patient ID Re-attending within 3 months - Children	65	699	9.3%	10.7%	11.5%	11.8%
% of FP17s for the same patient ID Re-attending within 3 months - Adults	198	2,113	9.4%	14.1%	15.2%	15.7%
% of FP17s for the same patient ID Re-attending between 3 & 9 months - Children	400	699	57.2%	60.1%	60.2%	58.9%
% of FP17s for the same patient ID Re-attending between 3 & 9 months - Adults	1,393	2,113	65.9%	49.2%	51.8%	50.8%
% of FP17s for Band 1 Urgent Courses	71	2,799	2.5%	9.2%	8.1%	9.1%
% of FP17s Relating to Free Repair or Replacements	31	2,799	1.1%	0.7%	0.8%	0.8%
% of FP17s Relating to Continuations	9	2,799	0.3%	1.0%	0.9%	0.9%
% of Patients satisfied with the dentistry they have received	2	2	N/A	92.5%	92.7%	92.5%
% of Patients satisfied with the time they had to wait for an appointment	2	2	N/A	85.3%	87.4%	87.0%

* This is based on patients treated on this contract for their most recent course of treatment. Figures in italics indicate the base number of FP17s or Patient Questionnaire responses are less than 100. N/A is shown where the base number of responses is less than 10 during the period. % is calculated as Quantity/Base number*100

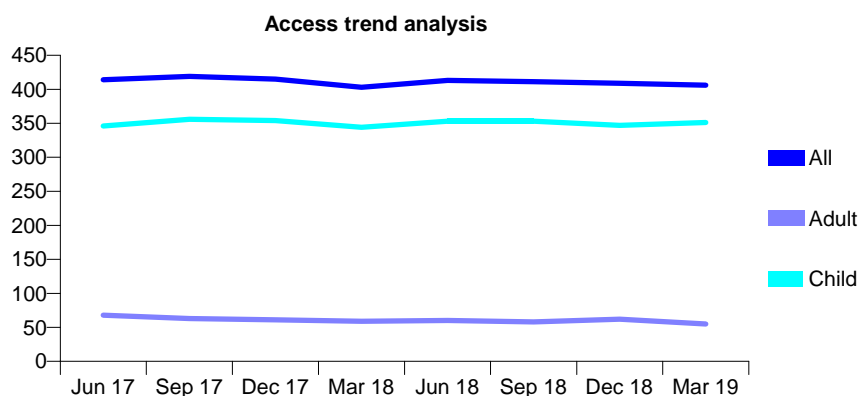
Q56 - Vital Signs At a Glance Contract Report for 299022/0001 - March 2019

Name or company name	MR G KARATZOPOULOS
Contract type name	GDS Contract
Purpose of contract	General and Orthodontic
Contract start date	01/08/2012
Contract end date	

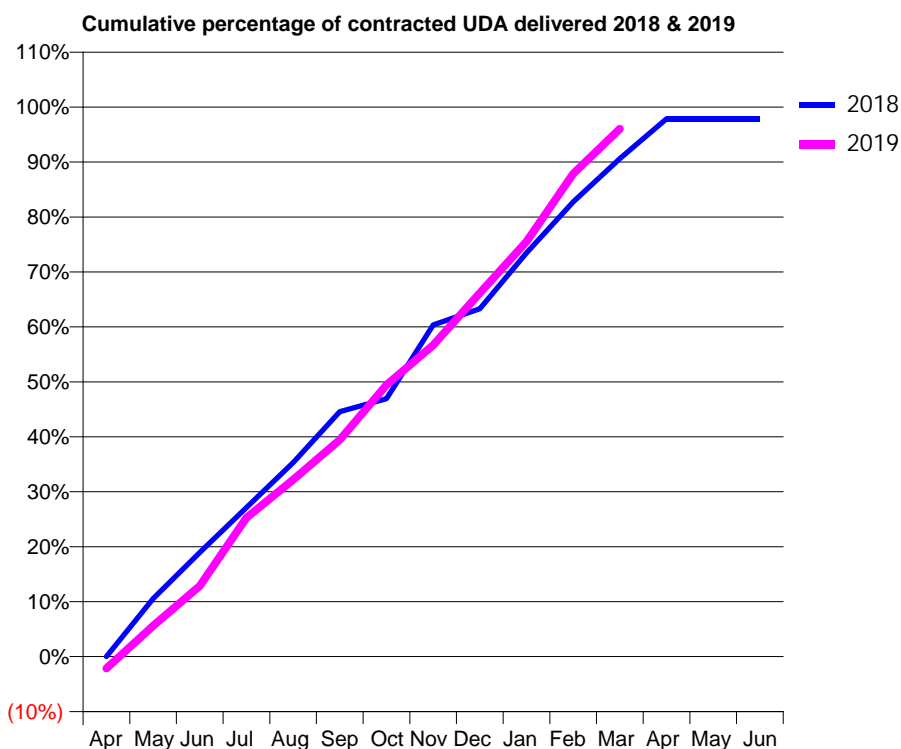
18/19 Contracted general activity (UDA)	551
Carry forward general activity (UDA)	12
18/19 Contracted orthodontic activity (UOA)	900
Carry forward orthodontic activity (UOA)	-7
Baseline contract value	£72,773.45

ACCESS*

Patients seen in 24 months	Total	Change since previous quarter
Quarter ending March 2018	403	
Quarter ending June 2018	413	↑
Quarter ending September 2018	411	→
Quarter ending December 2018	409	→
Quarter ending March 2019	406	→
Variance since March 2018	0.7%	→



ACTIVITY



Month	Adjusted Scheduled Activity (UDA)	
	2018	2019
April	0	-12
May	58	31
June	104	71
July	150	139
August	195	177
September	246	217
October	259	272
November	333	312
December	349	364
January	405	416
February	456	484
March	499	529
April	539	
May	539	
June	539	

QUALITY

	Quantity	Base Number	Contract	AT	Region	England
% of FP17s for the same patient ID Re-attending within 3 months - Children	61	562	10.9%	10.7%	11.5%	11.8%
% of FP17s for the same patient ID Re-attending within 3 months - Adults	1	16	6.3%	14.1%	15.2%	15.7%
% of FP17s for the same patient ID Re-attending between 3 & 9 months - Children	230	562	40.9%	60.1%	60.2%	58.9%
% of FP17s for the same patient ID Re-attending between 3 & 9 months - Adults	7	16	43.8%	49.2%	51.8%	50.8%
% of FP17s for Band 1 Urgent Courses	6	430	1.4%	9.2%	8.1%	9.1%
% of FP17s Relating to Free Repair or Replacements	0	430	0.0%	0.7%	0.8%	0.8%
% of FP17s Relating to Continuations	0	430	0.0%	1.0%	0.9%	0.9%
% of Patients satisfied with the dentistry they have received	0	0	N/A	92.5%	92.7%	92.5%
% of Patients satisfied with the time they had to wait for an appointment	0	0	N/A	85.3%	87.4%	87.0%

* This is based on patients treated on this contract for their most recent course of treatment. Figures in italics indicate the base number of FP17s or Patient Questionnaire responses are less than 100. N/A is shown where the base number of responses is less than 10 during the period. % is calculated as Quantity/Base number*100

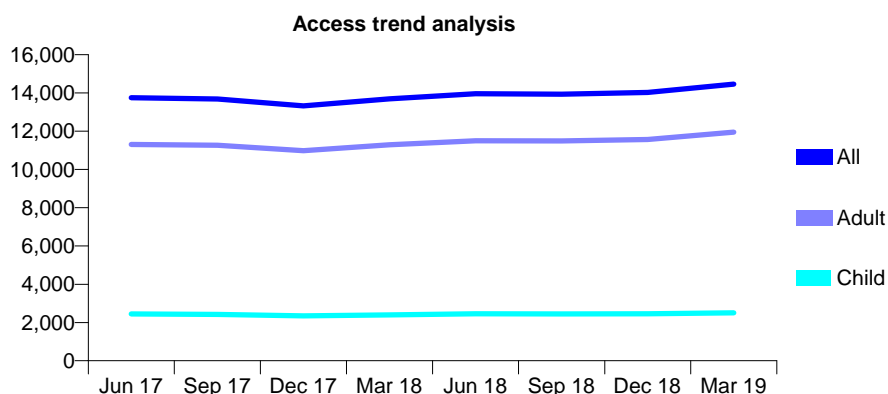
Q56 - Vital Signs At a Glance Contract Report for 329185/0001 - March 2019

Name or company name	MR HS SKOYLES
Contract type name	GDS Contract
Purpose of contract	General and Orthodontic
Contract start date	01/04/2006
Contract end date	

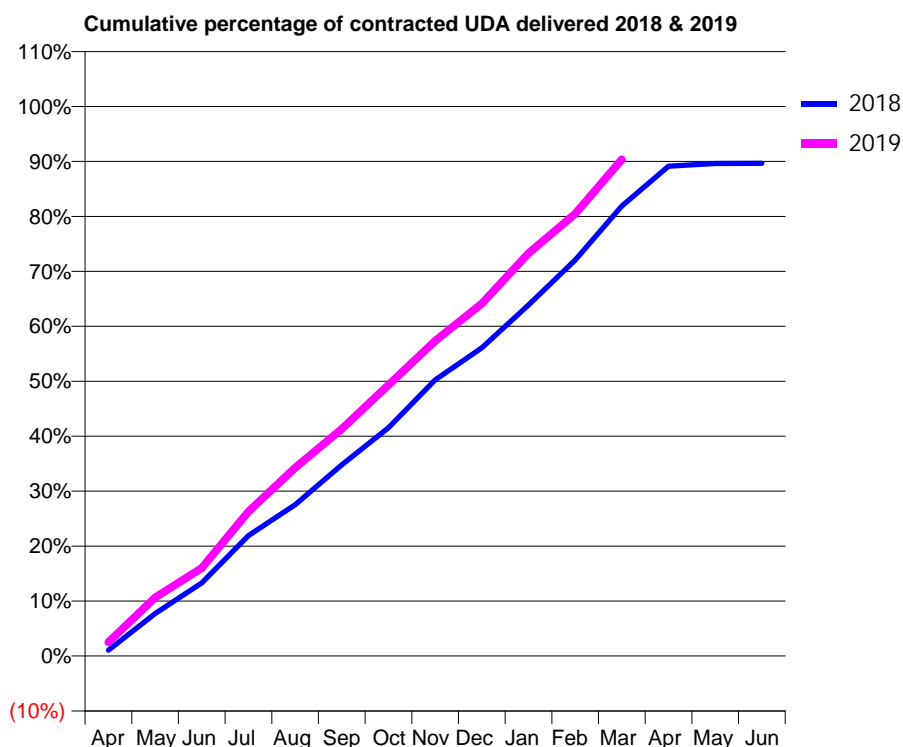
18/19 Contracted general activity (UDA)	42,279
Carry forward general activity (UDA)	0
18/19 Contracted orthodontic activity (UOA)	1,200
Carry forward orthodontic activity (UOA)	12
Baseline contract value	£1,173,799.96

ACCESS*

Patients seen in 24 months	Total	Change since previous quarter
Quarter ending March 2018	13,686	
Quarter ending June 2018	13,960	↑
Quarter ending September 2018	13,936	→
Quarter ending December 2018	14,025	→
Quarter ending March 2019	14,460	↑
Variance since March 2018	5.7%	↑



ACTIVITY



Month	Adjusted Scheduled Activity (UDA)	
	2018	2019
April	447	1,069
May	3,271	4,500
June	5,628	6,769
July	9,272	11,121
August	11,636	14,488
September	14,711	17,464
October	17,575	20,851
November	21,245	24,252
December	23,706	27,100
January	27,011	30,986
February	30,472	34,030
March	34,613	38,206
April	37,677	
May	37,898	
June	37,901	

QUALITY

	Quantity	Base Number	Contract	AT	Region	England
% of FP17s for the same patient ID Re-attending within 3 months - Children	430	4,318	10.0%	10.7%	11.5%	11.8%
% of FP17s for the same patient ID Re-attending within 3 months - Adults	2,753	17,955	15.3%	14.1%	15.2%	15.7%
% of FP17s for the same patient ID Re-attending between 3 & 9 months - Children	2,645	4,318	61.3%	60.1%	60.2%	58.9%
% of FP17s for the same patient ID Re-attending between 3 & 9 months - Adults	9,796	17,955	54.6%	49.2%	51.8%	50.8%
% of FP17s for Band 1 Urgent Courses	1,545	20,301	7.6%	9.2%	8.1%	9.1%
% of FP17s Relating to Free Repair or Replacements	245	20,301	1.2%	0.7%	0.8%	0.8%
% of FP17s Relating to Continuations	283	20,301	1.4%	1.0%	0.9%	0.9%
% of Patients satisfied with the dentistry they have received	18	19	94.7%	92.5%	92.7%	92.5%
% of Patients satisfied with the time they had to wait for an appointment	17	19	89.5%	85.3%	87.4%	87.0%

* This is based on patients treated on this contract for their most recent course of treatment. Figures in italics indicate the base number of FP17s or Patient Questionnaire responses are less than 100. N/A is shown where the base number of responses is less than 10 during the period. % is calculated as Quantity/Base number*100

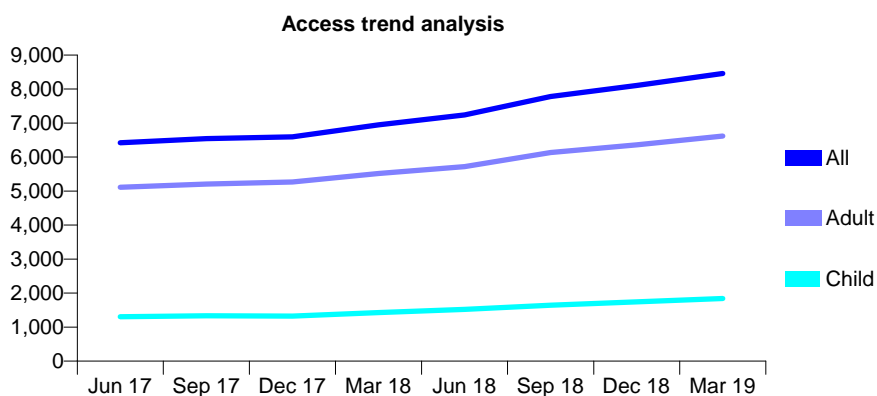
Q56 - Vital Signs At a Glance Contract Report for 329541/0002 - March 2019

Name or company name	MR GN BAXTER
Contract type name	GDS Contract
Purpose of contract	General
Contract start date	16/12/2007
Contract end date	

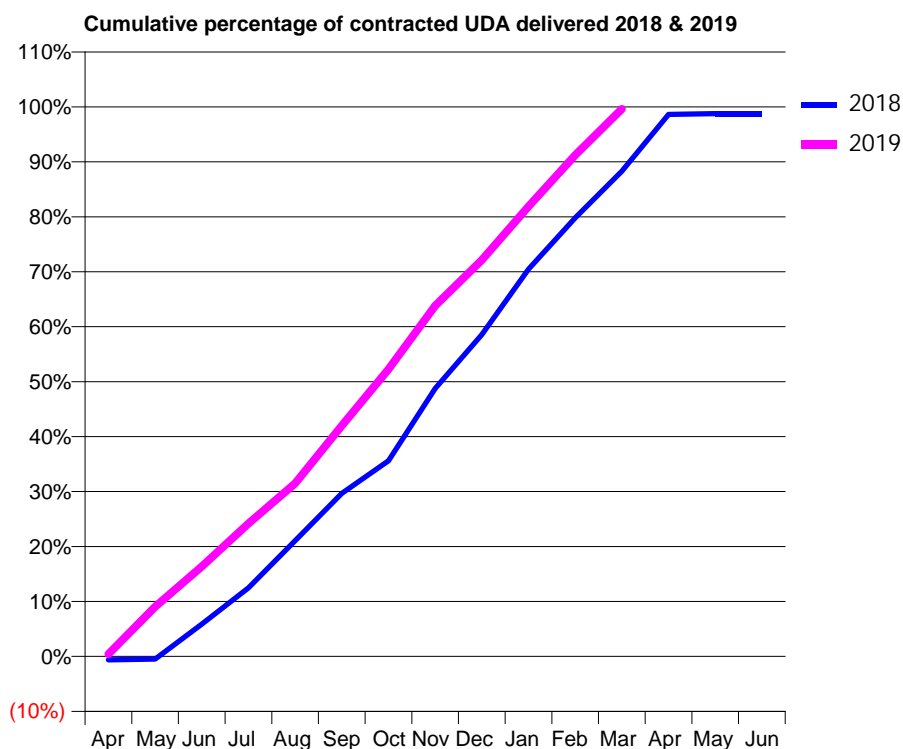
18/19 Contracted general activity (UDA)	24,840
Carry forward general activity (UDA)	0
18/19 Contracted orthodontic activity (UOA)	0
Carry forward orthodontic activity (UOA)	0
Baseline contract value	£588,290.73

ACCESS*

Patients seen in 24 months	Total	Change since previous quarter
Quarter ending March 2018	6,949	
Quarter ending June 2018	7,241	↑
Quarter ending September 2018	7,782	↑
Quarter ending December 2018	8,102	↑
Quarter ending March 2019	8,456	↑
Variance since March 2018	21.7%	↑



ACTIVITY



Month	Adjusted Scheduled Activity (UDA)	
	2018	2019
April	-130	106
May	-100	2,243
June	1,169	4,068
July	2,482	6,007
August	4,191	7,823
September	5,902	10,428
October	7,082	12,979
November	9,700	15,851
December	11,646	17,911
January	14,016	20,335
February	15,873	22,660
March	17,557	24,739
April	19,620	
May	19,642	
June	19,642	

QUALITY

	Quantity	Base Number	Contract	AT	Region	England
% of FP17s for the same patient ID Re-attending within 3 months - Children	96	2,457	3.9%	10.7%	11.5%	11.8%
% of FP17s for the same patient ID Re-attending within 3 months - Adults	897	8,197	10.9%	14.1%	15.2%	15.7%
% of FP17s for the same patient ID Re-attending between 3 & 9 months - Children	1,137	2,457	46.3%	60.1%	60.2%	58.9%
% of FP17s for the same patient ID Re-attending between 3 & 9 months - Adults	3,510	8,197	42.8%	49.2%	51.8%	50.8%
% of FP17s for Band 1 Urgent Courses	1,446	9,872	14.6%	9.2%	8.1%	9.1%
% of FP17s Relating to Free Repair or Replacements	33	9,872	0.3%	0.7%	0.8%	0.8%
% of FP17s Relating to Continuations	6	9,872	0.1%	1.0%	0.9%	0.9%
% of Patients satisfied with the dentistry they have received	2	3	N/A	92.5%	92.7%	92.5%
% of Patients satisfied with the time they had to wait for an appointment	3	3	N/A	85.3%	87.4%	87.0%

* This is based on patients treated on this contract for their most recent course of treatment. Figures in italics indicate the base number of FP17s or Patient Questionnaire responses are less than 100. N/A is shown where the base number of responses is less than 10 during the period. % is calculated as Quantity/Base number*100

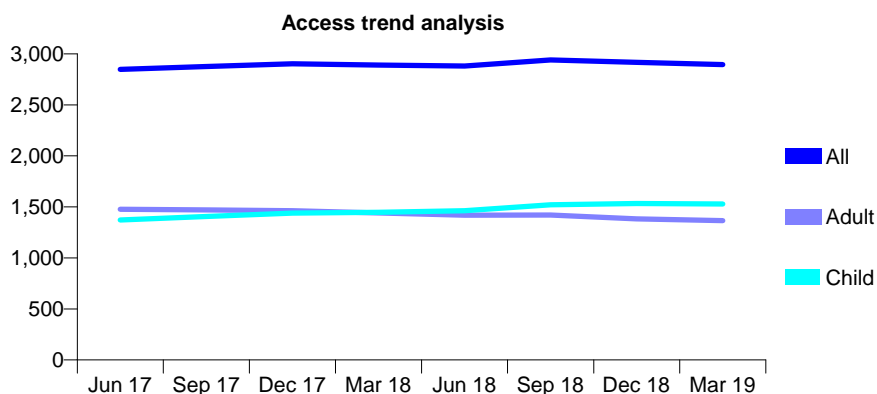
Q56 - Vital Signs At a Glance Contract Report for 329630/0003 - March 2019

Name or company name	MR PJ BROWN
Contract type name	GDS Contract
Purpose of contract	General
Contract start date	01/01/2013
Contract end date	

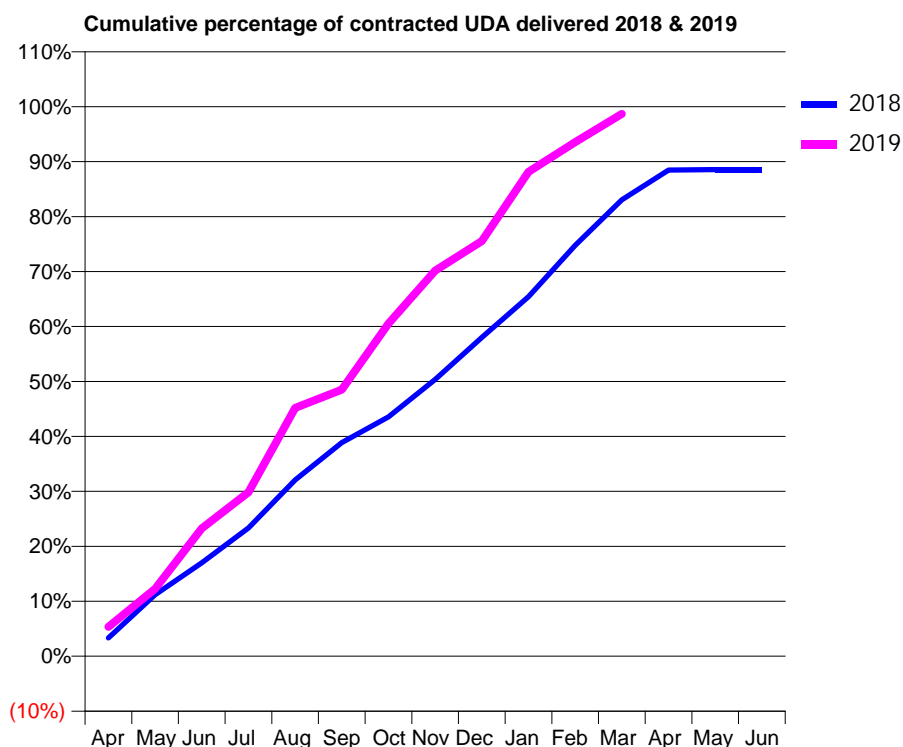
18/19 Contracted general activity (UDA)	7,768
Carry forward general activity (UDA)	0
18/19 Contracted orthodontic activity (UOA)	0
Carry forward orthodontic activity (UOA)	0
Baseline contract value	£193,881.22

ACCESS*

Patients seen in 24 months	Total	Change since previous quarter
Quarter ending March 2018	2,889	
Quarter ending June 2018	2,881	→
Quarter ending September 2018	2,941	↑
Quarter ending December 2018	2,917	→
Quarter ending March 2019	2,895	→
Variance since March 2018	0.2%	→



ACTIVITY



Month	2018	2019
April	259	416
May	870	953
June	1,320	1,807
July	1,814	2,318
August	2,491	3,511
September	3,019	3,767
October	3,383	4,702
November	3,913	5,451
December	4,506	5,868
January	5,084	6,845
February	5,809	7,267
March	6,449	7,666
April	6,871	
May	6,877	
June	6,877	

QUALITY

	Quantity	Base Number	Contract	AT	Region	England
% of FP17s for the same patient ID Re-attending within 3 months - Children	272	2,631	10.3%	10.7%	11.5%	11.8%
% of FP17s for the same patient ID Re-attending within 3 months - Adults	289	1,968	14.7%	14.1%	15.2%	15.7%
% of FP17s for the same patient ID Re-attending between 3 & 9 months - Children	1,491	2,631	56.7%	60.1%	60.2%	58.9%
% of FP17s for the same patient ID Re-attending between 3 & 9 months - Adults	1,043	1,968	53.0%	49.2%	51.8%	50.8%
% of FP17s for Band 1 Urgent Courses	225	4,376	5.1%	9.2%	8.1%	9.1%
% of FP17s Relating to Free Repair or Replacements	35	4,376	0.8%	0.7%	0.8%	0.8%
% of FP17s Relating to Continuations	39	4,376	0.9%	1.0%	0.9%	0.9%
% of Patients satisfied with the dentistry they have received	1	1	N/A	92.5%	92.7%	92.5%
% of Patients satisfied with the time they had to wait for an appointment	1	1	N/A	85.3%	87.4%	87.0%

* This is based on patients treated on this contract for their most recent course of treatment. Figures in italics indicate the base number of FP17s or Patient Questionnaire responses are less than 100. N/A is shown where the base number of responses is less than 10 during the period. % is calculated as Quantity/Base number*100

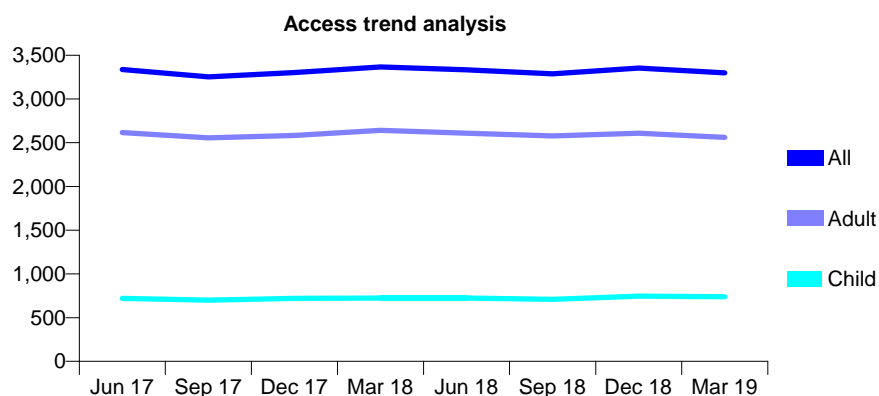
Q56 - Vital Signs At a Glance Contract Report for 337315/0001 - March 2019

Name or company name	MR DN ABDAH
Contract type name	GDS Contract
Purpose of contract	General
Contract start date	01/04/2006
Contract end date	

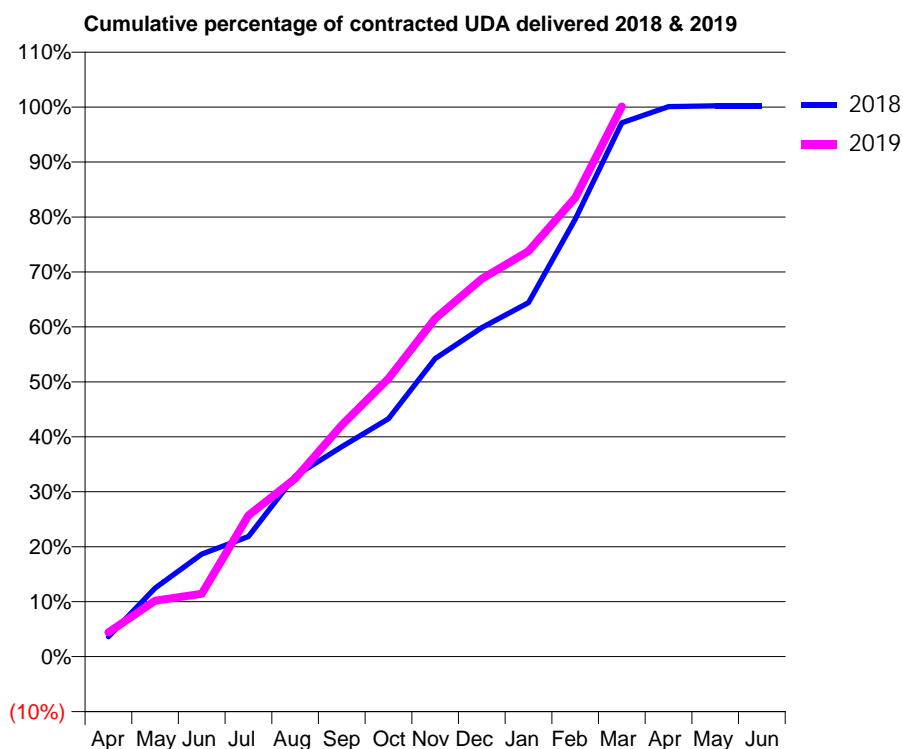
18/19 Contracted general activity (UDA)	8,749
Carry forward general activity (UDA)	-18
18/19 Contracted orthodontic activity (UOA)	0
Carry forward orthodontic activity (UOA)	0
Baseline contract value	£255,811.49

ACCESS*

Patients seen in 24 months	Total	Change since previous quarter
Quarter ending March 2018	3,366	
Quarter ending June 2018	3,333	→
Quarter ending September 2018	3,288	↓
Quarter ending December 2018	3,354	↑
Quarter ending March 2019	3,300	↓
Variance since March 2018	(2.0%)	↓



ACTIVITY



Month	Adjusted Scheduled Activity (UDA)	
	2018	2019
April	318	387
May	1,092	890
June	1,632	1,001
July	1,912	2,249
August	2,875	2,835
September	3,341	3,688
October	3,789	4,427
November	4,746	5,384
December	5,238	6,013
January	5,636	6,455
February	6,966	7,307
March	8,498	8,759
April	8,755	
May	8,767	
June	8,767	

QUALITY

	Quantity	Base Number	Contract	AT	Region	England
% of FP17s for the same patient ID Re-attending within 3 months - Children	69	1,007	6.9%	10.7%	11.5%	11.8%
% of FP17s for the same patient ID Re-attending within 3 months - Adults	390	3,524	11.1%	14.1%	15.2%	15.7%
% of FP17s for the same patient ID Re-attending between 3 & 9 months - Children	548	1,007	54.4%	60.1%	60.2%	58.9%
% of FP17s for the same patient ID Re-attending between 3 & 9 months - Adults	2,099	3,524	59.6%	49.2%	51.8%	50.8%
% of FP17s for Band 1 Urgent Courses	97	4,422	2.2%	9.2%	8.1%	9.1%
% of FP17s Relating to Free Repair or Replacements	44	4,422	1.0%	0.7%	0.8%	0.8%
% of FP17s Relating to Continuations	41	4,422	0.9%	1.0%	0.9%	0.9%
% of Patients satisfied with the dentistry they have received	3	3	N/A	92.5%	92.7%	92.5%
% of Patients satisfied with the time they had to wait for an appointment	3	3	N/A	85.3%	87.4%	87.0%

* This is based on patients treated on this contract for their most recent course of treatment. Figures in italics indicate the base number of FP17s or Patient Questionnaire responses are less than 100. N/A is shown where the base number of responses is less than 10 during the period. % is calculated as Quantity/Base number*100

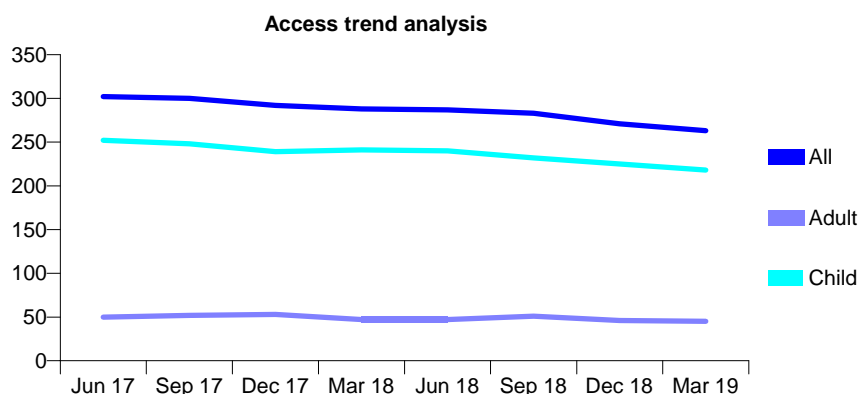
Q56 - Vital Signs At a Glance Contract Report for 344524/0001 - March 2019

Name or company name	MR RL PILCHER
Contract type name	GDS Contract
Purpose of contract	General
Contract start date	01/04/2006
Contract end date	

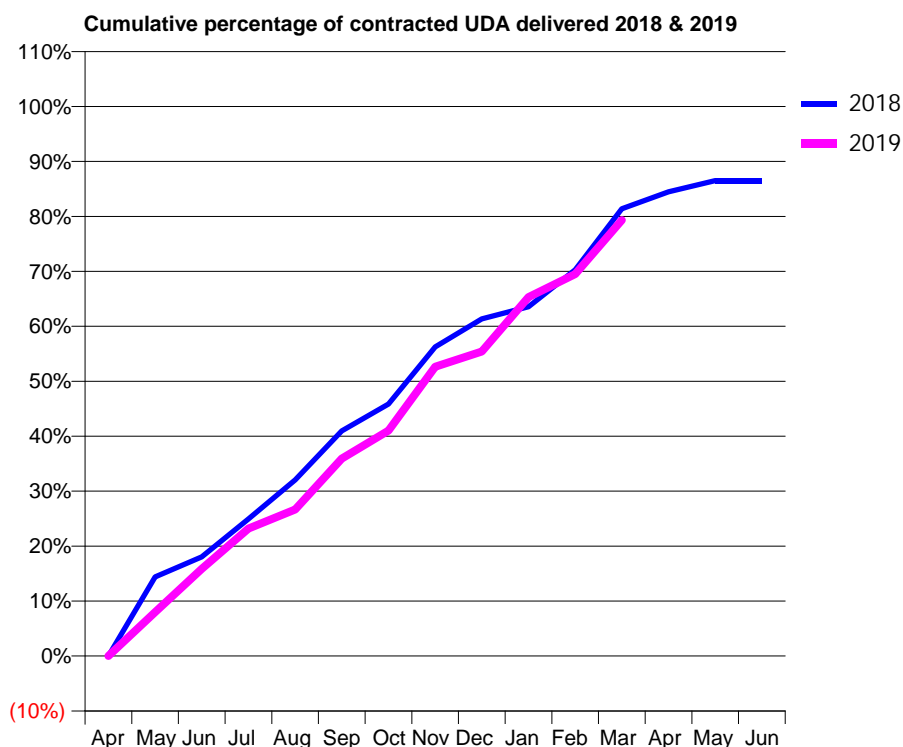
18/19 Contracted general activity (UDA)	550
Carry forward general activity (UDA)	0
18/19 Contracted orthodontic activity (UOA)	0
Carry forward orthodontic activity (UOA)	0
Baseline contract value	£12,024.04

ACCESS*

Patients seen in 24 months	Total	Change since previous quarter
Quarter ending March 2018	288	
Quarter ending June 2018	287	→
Quarter ending September 2018	283	↓
Quarter ending December 2018	271	↓
Quarter ending March 2019	263	↓
Variance since March 2018	(8.7%)	↓



ACTIVITY



Month	Adjusted Scheduled Activity (UDA)	
	2018	2019
April	0	0
May	79	44
June	99	87
July	137	128
August	176	147
September	225	198
October	252	226
November	309	290
December	337	305
January	350	359
February	387	382
March	448	436
April	465	
May	476	
June	476	

QUALITY

	Quantity	Base Number	Contract	AT	Region	England
% of FP17s for the same patient ID Re-attending within 3 months - Children	15	382	3.9%	10.7%	11.5%	11.8%
% of FP17s for the same patient ID Re-attending within 3 months - Adults	1	19	5.3%	14.1%	15.2%	15.7%
% of FP17s for the same patient ID Re-attending between 3 & 9 months - Children	275	382	72.0%	60.1%	60.2%	58.9%
% of FP17s for the same patient ID Re-attending between 3 & 9 months - Adults	12	19	63.2%	49.2%	51.8%	50.8%
% of FP17s for Band 1 Urgent Courses	6	379	1.6%	9.2%	8.1%	9.1%
% of FP17s Relating to Free Repair or Replacements	0	379	0.0%	0.7%	0.8%	0.8%
% of FP17s Relating to Continuations	0	379	0.0%	1.0%	0.9%	0.9%
% of Patients satisfied with the dentistry they have received	0	0	N/A	92.5%	92.7%	92.5%
% of Patients satisfied with the time they had to wait for an appointment	0	0	N/A	85.3%	87.4%	87.0%

* This is based on patients treated on this contract for their most recent course of treatment. Figures in italics indicate the base number of FP17s or Patient Questionnaire responses are less than 100. N/A is shown where the base number of responses is less than 10 during the period. % is calculated as Quantity/Base number*100

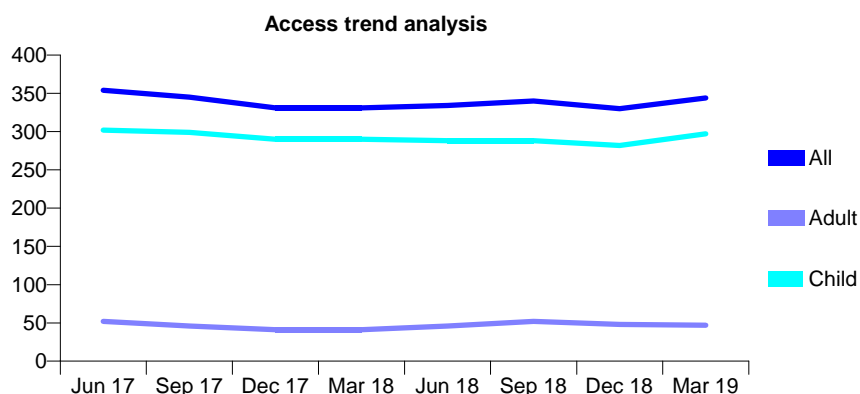
Q56 - Vital Signs At a Glance Contract Report for 344958/0001 - March 2019

Name or company name	MS X RUI
Contract type name	GDS Contract
Purpose of contract	General
Contract start date	01/04/2006
Contract end date	

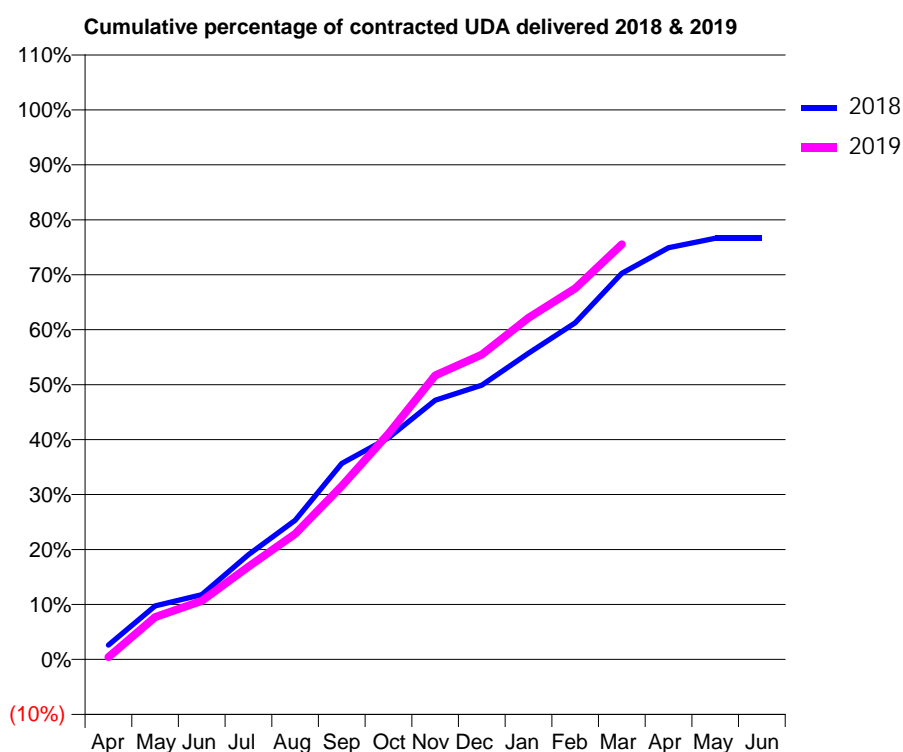
18/19 Contracted general activity (UDA)	688
Carry forward general activity (UDA)	0
18/19 Contracted orthodontic activity (UOA)	0
Carry forward orthodontic activity (UOA)	0
Baseline contract value	£16,512.12

ACCESS*

Patients seen in 24 months	Total	Change since previous quarter
Quarter ending March 2018	331	
Quarter ending June 2018	334	→
Quarter ending September 2018	340	→
Quarter ending December 2018	330	↓
Quarter ending March 2019	344	↑
Variance since March 2018	3.9%	↑



ACTIVITY



Month	Adjusted Scheduled Activity (UDA)	
	2018	2019
April	18	3
May	67	53
June	81	73
July	131	116
August	174	157
September	245	217
October	277	283
November	324	356
December	343	382
January	383	428
February	421	465
March	483	520
April	515	
May	527	
June	527	

QUALITY

	Quantity	Base Number	Contract	AT	Region	England
% of FP17s for the same patient ID Re-attending within 3 months - Children	16	463	3.5%	10.7%	11.5%	11.8%
% of FP17s for the same patient ID Re-attending within 3 months - Adults	0	25	0.0%	14.1%	15.2%	15.7%
% of FP17s for the same patient ID Re-attending between 3 & 9 months - Children	290	463	62.6%	60.1%	60.2%	58.9%
% of FP17s for the same patient ID Re-attending between 3 & 9 months - Adults	17	25	68.0%	49.2%	51.8%	50.8%
% of FP17s for Band 1 Urgent Courses	3	449	0.7%	9.2%	8.1%	9.1%
% of FP17s Relating to Free Repair or Replacements	0	449	0.0%	0.7%	0.8%	0.8%
% of FP17s Relating to Continuations	4	449	0.9%	1.0%	0.9%	0.9%
% of Patients satisfied with the dentistry they have received	0	0	N/A	92.5%	92.7%	92.5%
% of Patients satisfied with the time they had to wait for an appointment	0	0	N/A	85.3%	87.4%	87.0%

* This is based on patients treated on this contract for their most recent course of treatment. Figures in italics indicate the base number of FP17s or Patient Questionnaire responses are less than 100. N/A is shown where the base number of responses is less than 10 during the period. % is calculated as Quantity/Base number*100

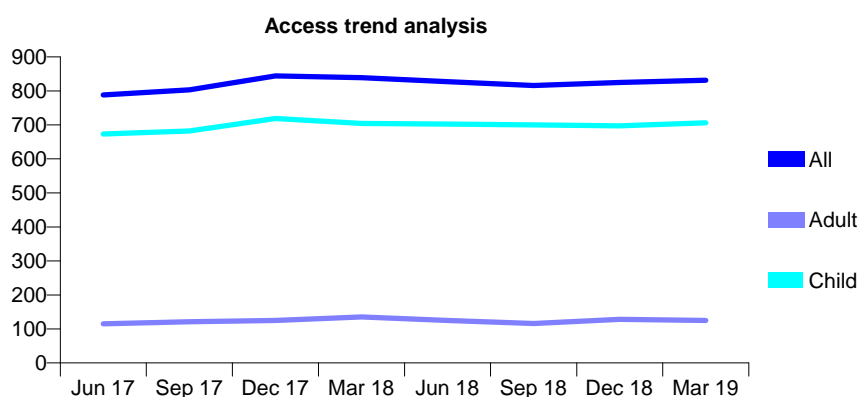
Q56 - Vital Signs At a Glance Contract Report for 567493/0001 - March 2019

Name or company name	MR WJ POULTER
Contract type name	GDS Contract
Purpose of contract	General
Contract start date	01/04/2006
Contract end date	

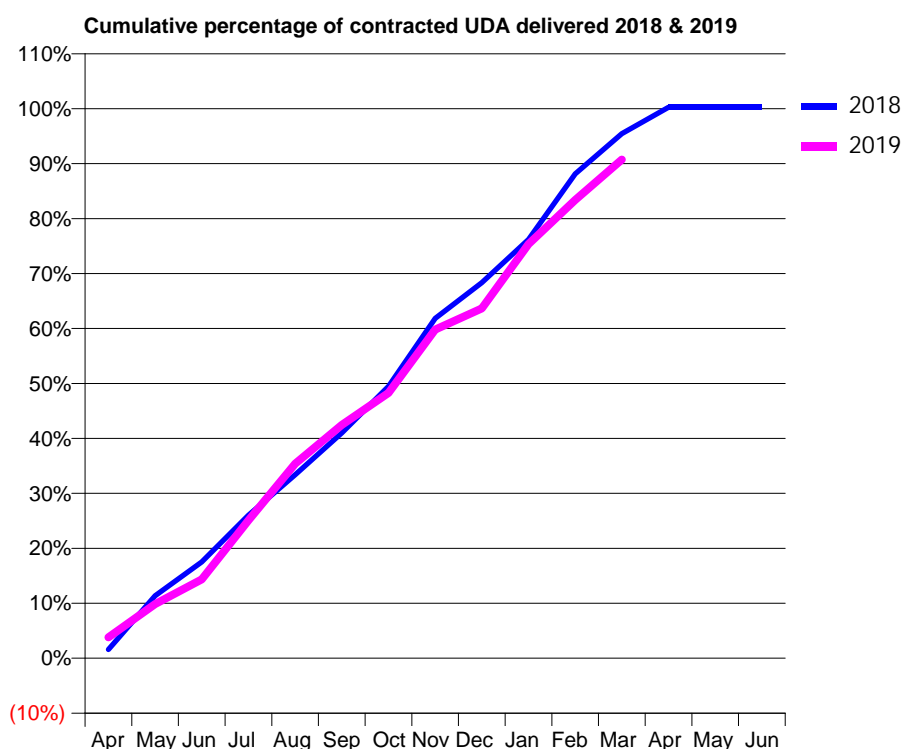
18/19 Contracted general activity (UDA)	2,077
Carry forward general activity (UDA)	-5
18/19 Contracted orthodontic activity (UOA)	0
Carry forward orthodontic activity (UOA)	0
Baseline contract value	£42,078.98

ACCESS*

Patients seen in 24 months	Total	Change since previous quarter
Quarter ending March 2018	839	
Quarter ending June 2018	827	↓
Quarter ending September 2018	816	↓
Quarter ending December 2018	825	→
Quarter ending March 2019	831	→
Variance since March 2018	(1.0%)	→



ACTIVITY



Month	Adjusted Scheduled Activity (UDA)	
	2018	2019
April	33	79
May	236	205
June	364	298
July	540	521
August	693	735
September	851	882
October	1,027	1,003
November	1,284	1,242
December	1,419	1,322
January	1,583	1,565
February	1,831	1,732
March	1,982	1,884
April	2,082	
May	2,082	
June	2,082	

QUALITY

	Quantity	Base Number	Contract	AT	Region	England
% of FP17s for the same patient ID Re-attending within 3 months - Children	166	1,361	12.2%	10.7%	11.5%	11.8%
% of FP17s for the same patient ID Re-attending within 3 months - Adults	3	59	5.1%	14.1%	15.2%	15.7%
% of FP17s for the same patient ID Re-attending between 3 & 9 months - Children	950	1,361	69.8%	60.1%	60.2%	58.9%
% of FP17s for the same patient ID Re-attending between 3 & 9 months - Adults	49	59	83.1%	49.2%	51.8%	50.8%
% of FP17s for Band 1 Urgent Courses	1	1,363	0.1%	9.2%	8.1%	9.1%
% of FP17s Relating to Free Repair or Replacements	0	1,363	0.0%	0.7%	0.8%	0.8%
% of FP17s Relating to Continuations	0	1,363	0.0%	1.0%	0.9%	0.9%
% of Patients satisfied with the dentistry they have received	2	2	N/A	92.5%	92.7%	92.5%
% of Patients satisfied with the time they had to wait for an appointment	2	2	N/A	85.3%	87.4%	87.0%

* This is based on patients treated on this contract for their most recent course of treatment.

Figures in italics indicate the base number of FP17s or Patient Questionnaire responses are less than 100. N/A is shown where the base number of responses is less than 10 during the period. % is calculated as Quantity/Base number*100

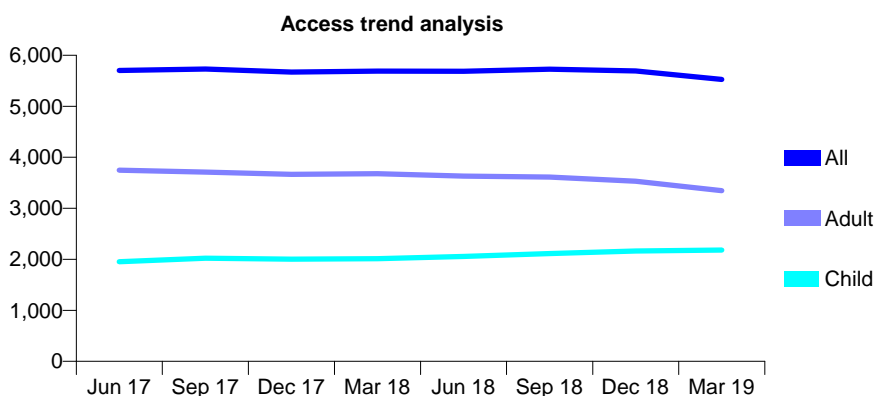
Q56 - Vital Signs At a Glance Contract Report for 568376/0001 - March 2019

Name or company name	MR N LAWRENCE
Contract type name	GDS Contract
Purpose of contract	General
Contract start date	01/04/2006
Contract end date	

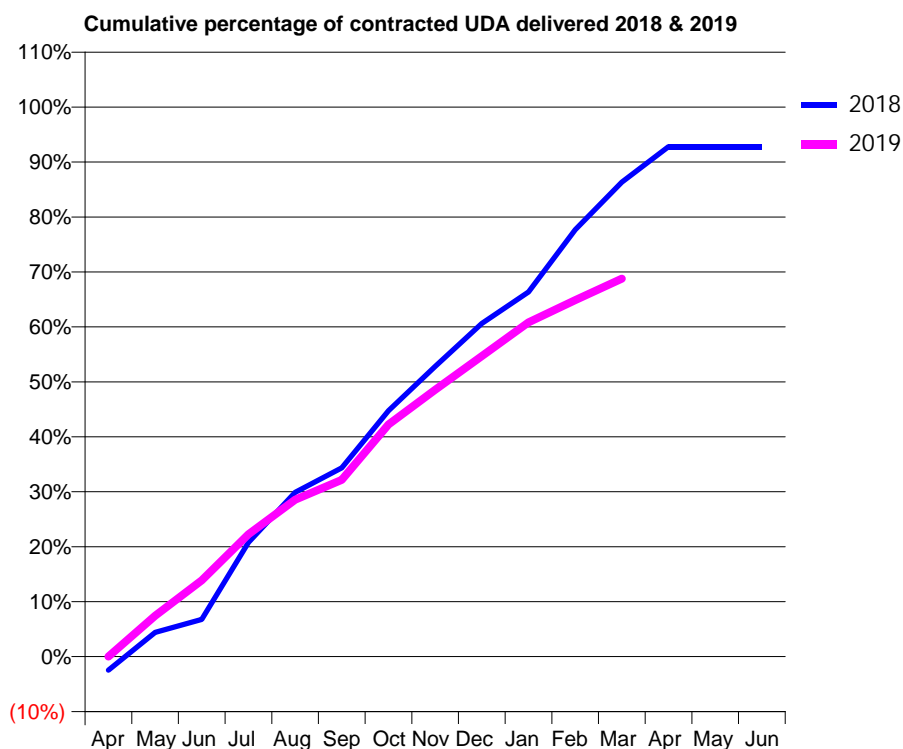
18/19 Contracted general activity (UDA)	16,273
Carry forward general activity (UDA)	0
18/19 Contracted orthodontic activity (UOA)	0
Carry forward orthodontic activity (UOA)	0
Baseline contract value	£385,769.77

ACCESS*

Patients seen in 24 months	Total	Change since previous quarter
Quarter ending March 2018	5,689	
Quarter ending June 2018	5,688	→
Quarter ending September 2018	5,728	→
Quarter ending December 2018	5,693	→
Quarter ending March 2019	5,526	↓
Variance since March 2018	(2.9%)	↓



ACTIVITY



Month	Adjusted Scheduled Activity (UDA)	
	2018	2019
April	-406	0
May	721	1,210
June	1,104	2,260
July	3,383	3,625
August	4,868	4,647
September	5,590	5,236
October	7,280	6,875
November	8,593	7,903
December	9,867	8,898
January	10,798	9,900
February	12,642	10,557
March	14,049	11,195
April	15,104	
May	15,104	
June	15,105	

QUALITY

	Quantity	Base Number	Contract	AT	Region	England
% of FP17s for the same patient ID Re-attending within 3 months - Children	206	3,182	6.5%	10.7%	11.5%	11.8%
% of FP17s for the same patient ID Re-attending within 3 months - Adults	545	4,583	11.9%	14.1%	15.2%	15.7%
% of FP17s for the same patient ID Re-attending between 3 & 9 months - Children	2,111	3,182	66.3%	60.1%	60.2%	58.9%
% of FP17s for the same patient ID Re-attending between 3 & 9 months - Adults	3,059	4,583	66.7%	49.2%	51.8%	50.8%
% of FP17s for Band 1 Urgent Courses	326	7,256	4.5%	9.2%	8.1%	9.1%
% of FP17s Relating to Free Repair or Replacements	42	7,256	0.6%	0.7%	0.8%	0.8%
% of FP17s Relating to Continuations	17	7,256	0.2%	1.0%	0.9%	0.9%
% of Patients satisfied with the dentistry they have received	8	8	N/A	92.5%	92.7%	92.5%
% of Patients satisfied with the time they had to wait for an appointment	6	8	N/A	85.3%	87.4%	87.0%

* This is based on patients treated on this contract for their most recent course of treatment. Figures in italics indicate the base number of FP17s or Patient Questionnaire responses are less than 100. N/A is shown where the base number of responses is less than 10 during the period. % is calculated as Quantity/Base number*100

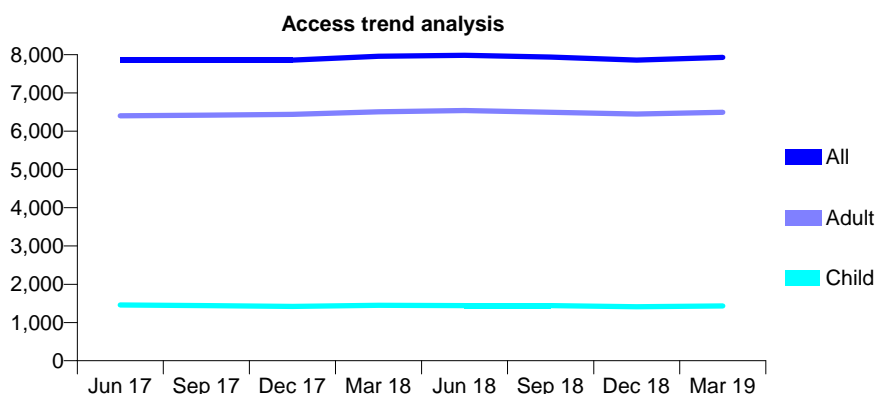
Q56 - Vital Signs At a Glance Contract Report for 569127/0001 - March 2019

Name or company name	Dental Surgery
Contract type name	PDS Contract
Purpose of contract	General
Contract start date	01/04/2006
Contract end date	31/03/2019

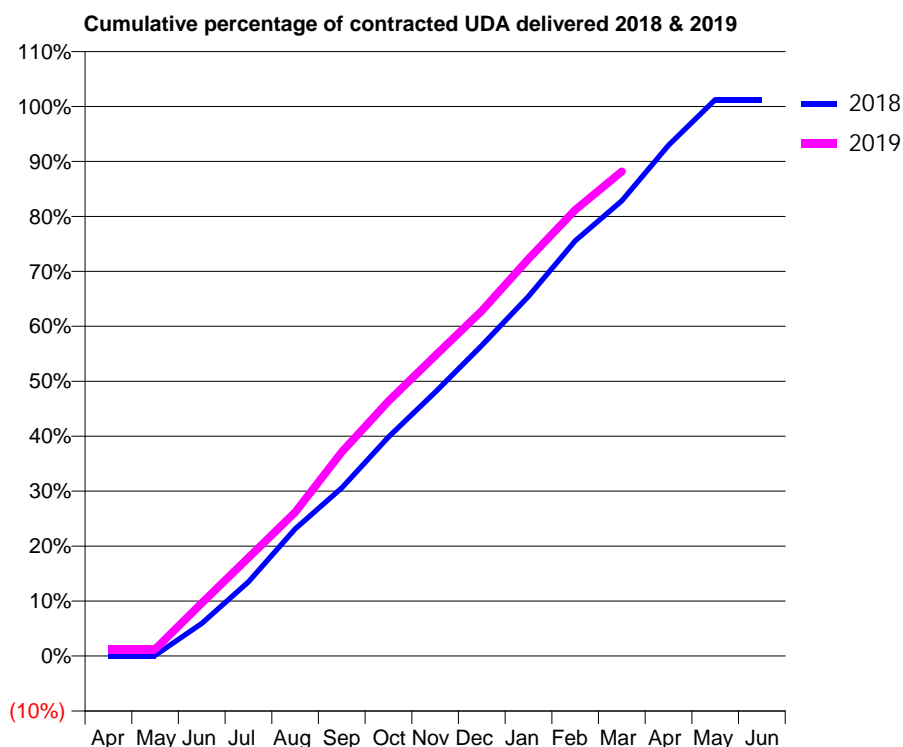
18/19 Contracted general activity (UDA)	22,405
Carry forward general activity (UDA)	-278
18/19 Contracted orthodontic activity (UOA)	0
Carry forward orthodontic activity (UOA)	0
Baseline contract value	£642,419.85

ACCESS*

Patients seen in 24 months	Total	Change since previous quarter
Quarter ending March 2018	7,957	
Quarter ending June 2018	7,983	→
Quarter ending September 2018	7,934	→
Quarter ending December 2018	7,860	→
Quarter ending March 2019	7,927	→
Variance since March 2018	(0.4%)	→



ACTIVITY



Month	Adjusted Scheduled Activity (UDA)	
	2018	2019
April	30	278
May	30	278
June	1,327	2,158
July	3,027	4,010
August	5,183	5,863
September	6,854	8,314
October	8,931	10,395
November	10,758	12,242
December	12,662	14,072
January	14,665	16,187
February	16,928	18,190
March	18,558	19,756
April	20,826	
May	22,683	
June	22,683	

QUALITY

	Quantity	Base Number	Contract	AT	Region	England
% of FP17s for the same patient ID Re-attending within 3 months - Children	176	2,552	6.9%	10.7%	11.5%	11.8%
% of FP17s for the same patient ID Re-attending within 3 months - Adults	1,713	11,261	15.2%	14.1%	15.2%	15.7%
% of FP17s for the same patient ID Re-attending between 3 & 9 months - Children	1,709	2,552	67.0%	60.1%	60.2%	58.9%
% of FP17s for the same patient ID Re-attending between 3 & 9 months - Adults	7,200	11,261	63.9%	49.2%	51.8%	50.8%
% of FP17s for Band 1 Urgent Courses	495	11,596	4.3%	9.2%	8.1%	9.1%
% of FP17s Relating to Free Repair or Replacements	93	11,596	0.8%	0.7%	0.8%	0.8%
% of FP17s Relating to Continuations	125	11,596	1.1%	1.0%	0.9%	0.9%
% of Patients satisfied with the dentistry they have received	7	7	N/A	92.5%	92.7%	92.5%
% of Patients satisfied with the time they had to wait for an appointment	6	7	N/A	85.3%	87.4%	87.0%

* This is based on patients treated on this contract for their most recent course of treatment. Figures in italics indicate the base number of FP17s or Patient Questionnaire responses are less than 100. N/A is shown where the base number of responses is less than 10 during the period. % is calculated as Quantity/Base number*100

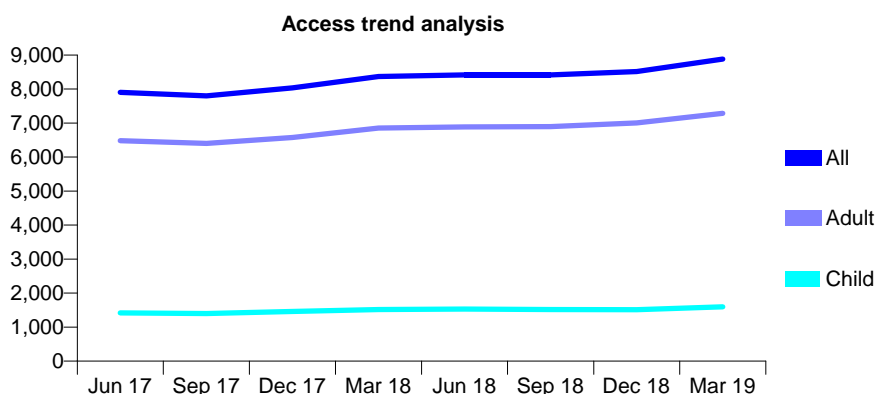
Q56 - Vital Signs At a Glance Contract Report for 571334/0001 - March 2019

Name or company name	MR NA BURNETT
Contract type name	GDS Contract
Purpose of contract	General
Contract start date	01/04/2006
Contract end date	

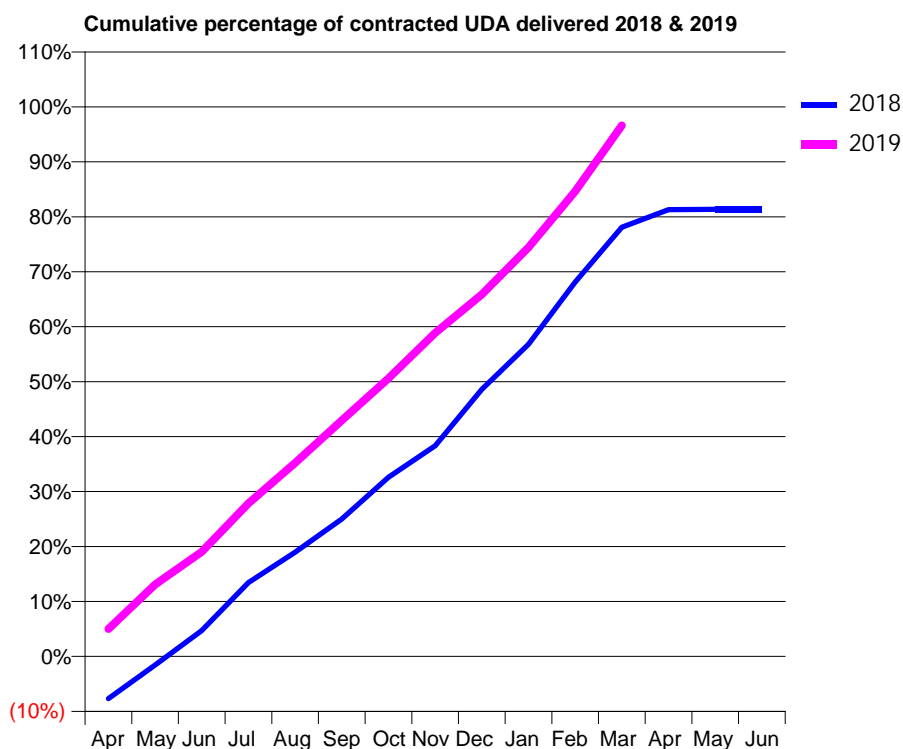
18/19 Contracted general activity (UDA)	22,584
Carry forward general activity (UDA)	0
18/19 Contracted orthodontic activity (UOA)	0
Carry forward orthodontic activity (UOA)	0
Baseline contract value	£599,059.03

ACCESS*

Patients seen in 24 months	Total	Change since previous quarter
Quarter ending March 2018	8,370	
Quarter ending June 2018	8,418	→
Quarter ending September 2018	8,419	→
Quarter ending December 2018	8,516	→
Quarter ending March 2019	8,886	↑
Variance since March 2018	6.2%	↑



ACTIVITY



Month	Adjusted Scheduled Activity (UDA)	
	2018	2019
April	-1,737	1,127
May	-352	2,959
June	1,068	4,301
July	3,041	6,292
August	4,288	7,957
September	5,648	9,695
October	7,363	11,427
November	8,657	13,299
December	10,974	14,879
January	12,824	16,806
February	15,387	19,114
March	17,639	21,822
April	18,363	
May	18,374	
June	18,374	

QUALITY

	Quantity	Base Number	Contract	AT	Region	England
% of FP17s for the same patient ID Re-attending within 3 months - Children	155	2,499	6.2%	10.7%	11.5%	11.8%
% of FP17s for the same patient ID Re-attending within 3 months - Adults	1,410	10,171	13.9%	14.1%	15.2%	15.7%
% of FP17s for the same patient ID Re-attending between 3 & 9 months - Children	1,621	2,499	64.9%	60.1%	60.2%	58.9%
% of FP17s for the same patient ID Re-attending between 3 & 9 months - Adults	5,472	10,171	53.8%	49.2%	51.8%	50.8%
% of FP17s for Band 1 Urgent Courses	1,302	12,339	10.6%	9.2%	8.1%	9.1%
% of FP17s Relating to Free Repair or Replacements	121	12,339	1.0%	0.7%	0.8%	0.8%
% of FP17s Relating to Continuations	23	12,339	0.2%	1.0%	0.9%	0.9%
% of Patients satisfied with the dentistry they have received	9	12	75.0%	92.5%	92.7%	92.5%
% of Patients satisfied with the time they had to wait for an appointment	10	12	83.3%	85.3%	87.4%	87.0%

* This is based on patients treated on this contract for their most recent course of treatment. Figures in italics indicate the base number of FP17s or Patient Questionnaire responses are less than 100. N/A is shown where the base number of responses is less than 10 during the period. % is calculated as Quantity/Base number*100

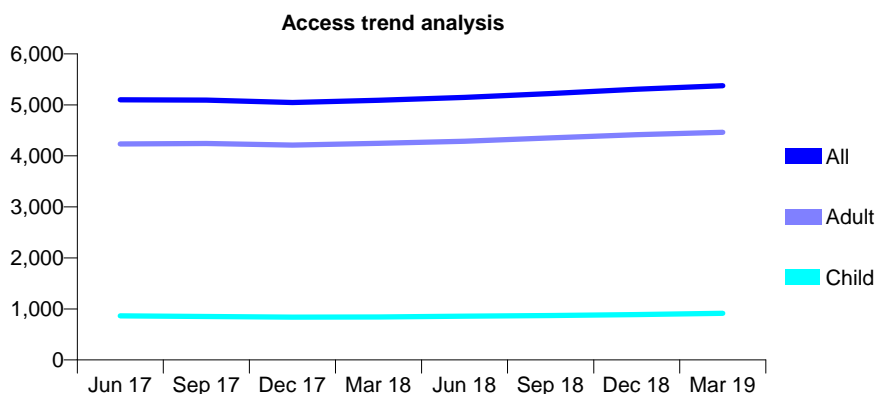
Q56 - Vital Signs At a Glance Contract Report for 576603/0001 - March 2019

Name or company name	MR AD CLIFFT
Contract type name	GDS Contract
Purpose of contract	General
Contract start date	01/04/2006
Contract end date	

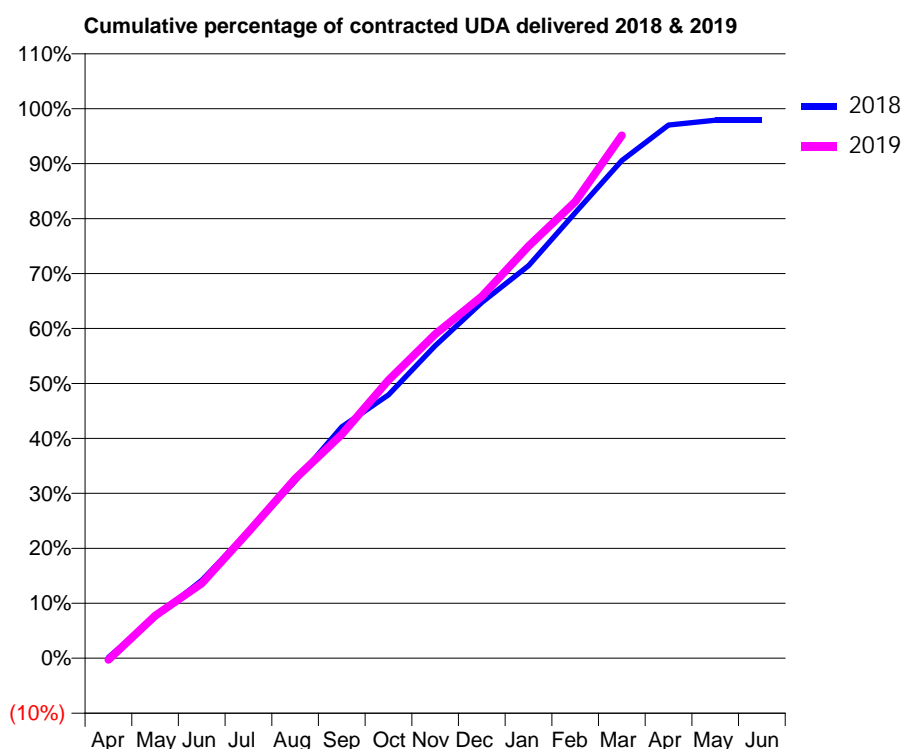
18/19 Contracted general activity (UDA)	11,657
Carry forward general activity (UDA)	247
18/19 Contracted orthodontic activity (UOA)	0
Carry forward orthodontic activity (UOA)	0
Baseline contract value	£289,167.06

ACCESS*

Patients seen in 24 months	Total	Change since previous quarter
Quarter ending March 2018	5,090	
Quarter ending June 2018	5,146	→
Quarter ending September 2018	5,221	→
Quarter ending December 2018	5,307	→
Quarter ending March 2019	5,376	→
Variance since March 2018	5.6%	↑



ACTIVITY



Month	2018	2019
April	17	-36
May	876	902
June	1,653	1,589
July	2,684	2,681
August	3,761	3,809
September	4,906	4,748
October	5,586	5,899
November	6,629	6,872
December	7,547	7,674
January	8,325	8,740
February	9,450	9,686
March	10,555	11,090
April	11,310	
May	11,410	
June	11,410	

QUALITY

	Quantity	Base Number	Contract	AT	Region	England
% of FP17s for the same patient ID Re-attending within 3 months - Children	39	1,270	3.1%	10.7%	11.5%	11.8%
% of FP17s for the same patient ID Re-attending within 3 months - Adults	517	5,098	10.1%	14.1%	15.2%	15.7%
% of FP17s for the same patient ID Re-attending between 3 & 9 months - Children	737	1,270	58.0%	60.1%	60.2%	58.9%
% of FP17s for the same patient ID Re-attending between 3 & 9 months - Adults	1,039	5,098	20.4%	49.2%	51.8%	50.8%
% of FP17s for Band 1 Urgent Courses	387	6,003	6.4%	9.2%	8.1%	9.1%
% of FP17s Relating to Free Repair or Replacements	33	6,003	0.5%	0.7%	0.8%	0.8%
% of FP17s Relating to Continuations	65	6,003	1.1%	1.0%	0.9%	0.9%
% of Patients satisfied with the dentistry they have received	3	3	N/A	92.5%	92.7%	92.5%
% of Patients satisfied with the time they had to wait for an appointment	3	3	N/A	85.3%	87.4%	87.0%

* This is based on patients treated on this contract for their most recent course of treatment.

Figures in italics indicate the base number of FP17s or Patient Questionnaire responses are less than 100. N/A is shown where the base number of responses is less than 10 during the period. % is calculated as Quantity/Base number*100

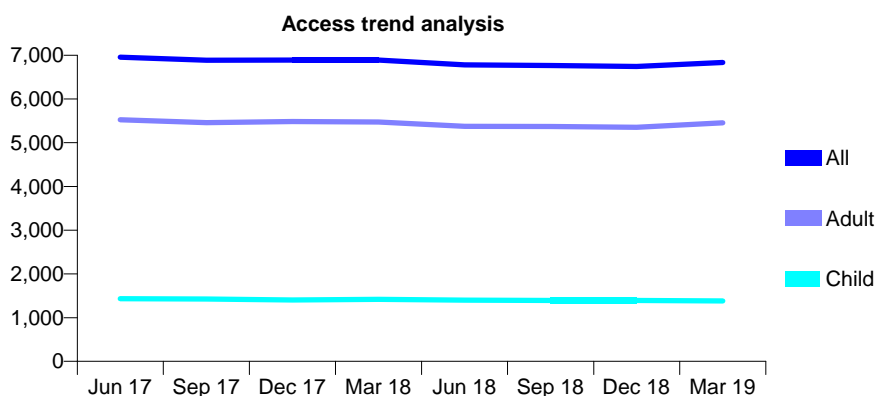
Q56 - Vital Signs At a Glance Contract Report for 577871/0001 - March 2019

Name or company name	MRS PS DURANT
Contract type name	GDS Contract
Purpose of contract	General
Contract start date	01/11/2013
Contract end date	

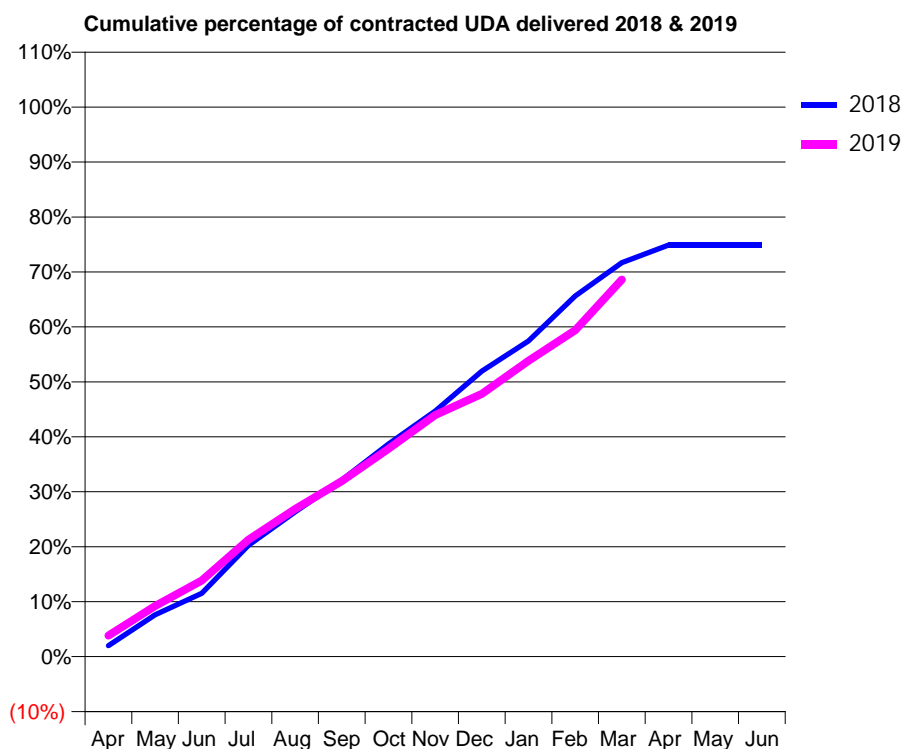
18/19 Contracted general activity (UDA)	23,142
Carry forward general activity (UDA)	0
18/19 Contracted orthodontic activity (UOA)	0
Carry forward orthodontic activity (UOA)	0
Baseline contract value	£632,145.87

ACCESS*

Patients seen in 24 months	Total	Change since previous quarter
Quarter ending March 2018	6,893	
Quarter ending June 2018	6,779	↓
Quarter ending September 2018	6,767	→
Quarter ending December 2018	6,742	→
Quarter ending March 2019	6,837	→
Variance since March 2018	(0.8%)	→



ACTIVITY



Month	Adjusted Scheduled Activity (UDA)	
	2018	2019
April	463	892
May	1,767	2,138
June	2,666	3,203
July	4,684	4,921
August	6,095	6,219
September	7,436	7,390
October	8,952	8,753
November	10,341	10,173
December	12,023	11,065
January	13,296	12,458
February	15,187	13,743
March	16,587	15,873
April	17,334	
May	17,333	
June	17,333	

QUALITY

	Quantity	Base Number	Contract	AT	Region	England
% of FP17s for the same patient ID Re-attending within 3 months - Children	130	2,123	6.1%	10.7%	11.5%	11.8%
% of FP17s for the same patient ID Re-attending within 3 months - Adults	1,174	7,711	15.2%	14.1%	15.2%	15.7%
% of FP17s for the same patient ID Re-attending between 3 & 9 months - Children	1,437	2,123	67.7%	60.1%	60.2%	58.9%
% of FP17s for the same patient ID Re-attending between 3 & 9 months - Adults	3,656	7,711	47.4%	49.2%	51.8%	50.8%
% of FP17s for Band 1 Urgent Courses	1,335	9,474	14.1%	9.2%	8.1%	9.1%
% of FP17s Relating to Free Repair or Replacements	26	9,474	0.3%	0.7%	0.8%	0.8%
% of FP17s Relating to Continuations	30	9,474	0.3%	1.0%	0.9%	0.9%
% of Patients satisfied with the dentistry they have received	2	2	N/A	92.5%	92.7%	92.5%
% of Patients satisfied with the time they had to wait for an appointment	1	2	N/A	85.3%	87.4%	87.0%

* This is based on patients treated on this contract for their most recent course of treatment. Figures in italics indicate the base number of FP17s or Patient Questionnaire responses are less than 100. N/A is shown where the base number of responses is less than 10 during the period. % is calculated as Quantity/Base number*100

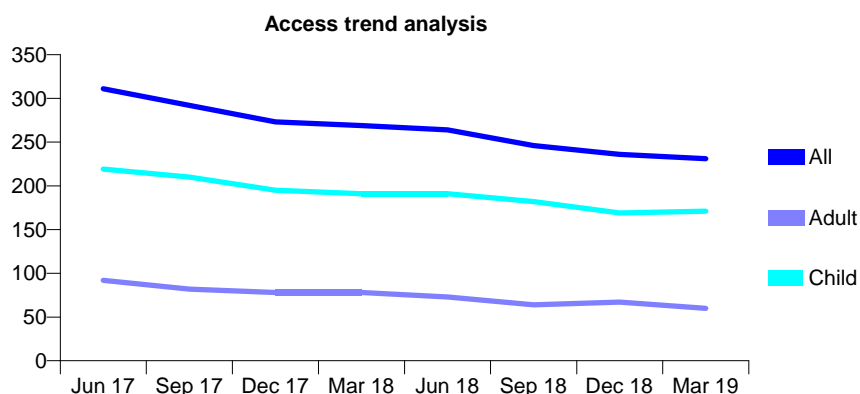
Q56 - Vital Signs At a Glance Contract Report for 626317/0002 - March 2019

Name or company name	Abbey Dental Practice
Contract type name	GDS Contract
Purpose of contract	General
Contract start date	08/12/2014
Contract end date	

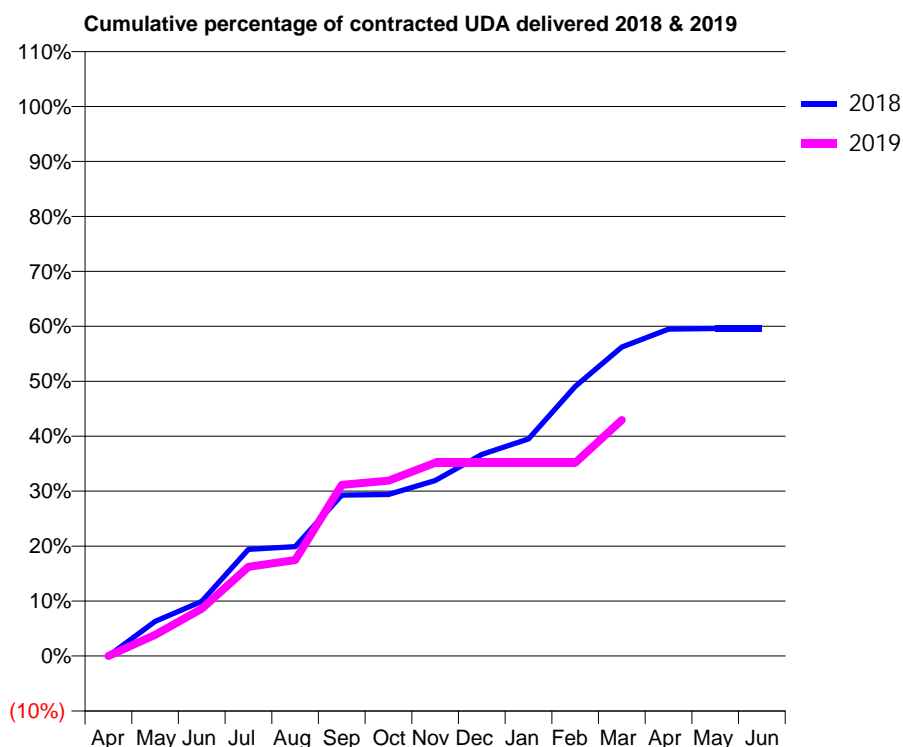
18/19 Contracted general activity (UDA)	825
Carry forward general activity (UDA)	0
18/19 Contracted orthodontic activity (UOA)	0
Carry forward orthodontic activity (UOA)	0
Baseline contract value	£18,535.74

ACCESS*

Patients seen in 24 months	Total	Change since previous quarter
Quarter ending March 2018	269	
Quarter ending June 2018	264	↓
Quarter ending September 2018	246	↓
Quarter ending December 2018	236	↓
Quarter ending March 2019	231	↓
Variance since March 2018	(14.1%)	↓



ACTIVITY



Month	Adjusted Scheduled Activity (UDA)	
	2018	2019
April	0	0
May	52	32
June	82	71
July	160	134
August	164	144
September	242	257
October	243	263
November	264	290
December	303	290
January	326	290
February	405	290
March	464	354
April	491	
May	492	
June	492	

QUALITY

	Quantity	Base Number	Contract	AT	Region	England
% of FP17s for the same patient ID Re-attending within 3 months - Children	14	263	5.3%	10.7%	11.5%	11.8%
% of FP17s for the same patient ID Re-attending within 3 months - Adults	5	52	9.6%	14.1%	15.2%	15.7%
% of FP17s for the same patient ID Re-attending between 3 & 9 months - Children	159	263	60.5%	60.1%	60.2%	58.9%
% of FP17s for the same patient ID Re-attending between 3 & 9 months - Adults	39	52	75.0%	49.2%	51.8%	50.8%
% of FP17s for Band 1 Urgent Courses	1	291	0.3%	9.2%	8.1%	9.1%
% of FP17s Relating to Free Repair or Replacements	0	291	0.0%	0.7%	0.8%	0.8%
% of FP17s Relating to Continuations	2	291	0.7%	1.0%	0.9%	0.9%
% of Patients satisfied with the dentistry they have received	0	0	N/A	92.5%	92.7%	92.5%
% of Patients satisfied with the time they had to wait for an appointment	0	0	N/A	85.3%	87.4%	87.0%

* This is based on patients treated on this contract for their most recent course of treatment. Figures in italics indicate the base number of FP17s or Patient Questionnaire responses are less than 100. N/A is shown where the base number of responses is less than 10 during the period. % is calculated as Quantity/Base number*100

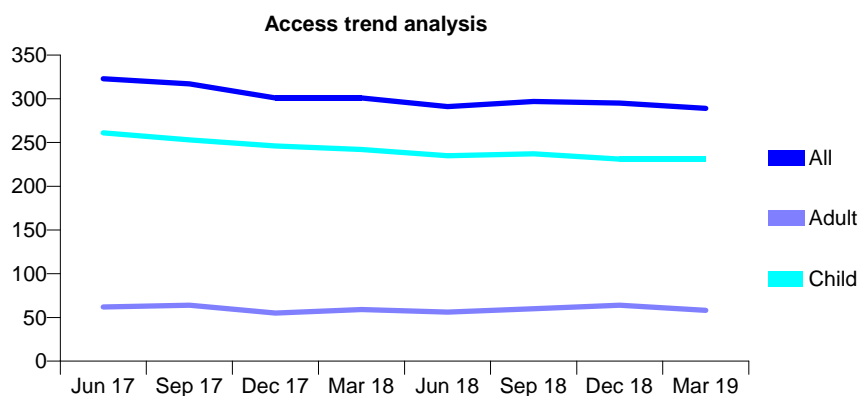
Q56 - Vital Signs At a Glance Contract Report for 631647/0001 - March 2019

Name or company name	MR RP BANDENBURG
Contract type name	GDS Contract
Purpose of contract	General
Contract start date	01/04/2006
Contract end date	

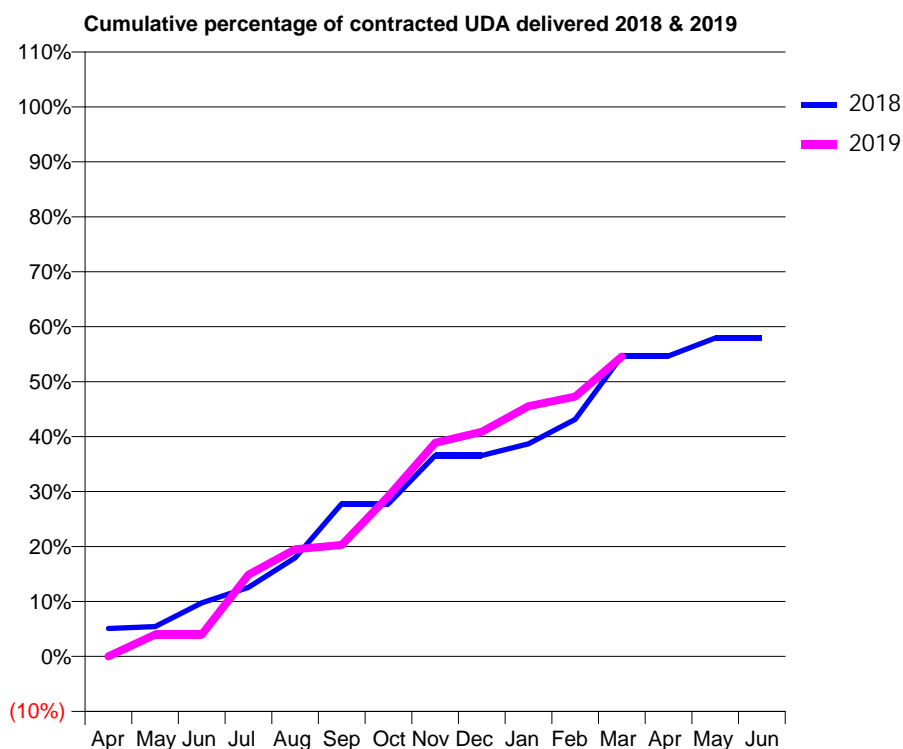
18/19 Contracted general activity (UDA)	755
Carry forward general activity (UDA)	0
18/19 Contracted orthodontic activity (UOA)	0
Carry forward orthodontic activity (UOA)	0
Baseline contract value	£16,825.05

ACCESS*

Patients seen in 24 months	Total	Change since previous quarter
Quarter ending March 2018	301	
Quarter ending June 2018	291	↓
Quarter ending September 2018	297	↑
Quarter ending December 2018	295	→
Quarter ending March 2019	289	↓
Variance since March 2018	(4.0%)	↓



ACTIVITY



Month	Adjusted Scheduled Activity (UDA)	
	2018	2019
April	46	0
May	49	30
June	88	30
July	114	112
August	162	147
September	252	153
October	252	220
November	331	293
December	331	309
January	350	344
February	391	357
March	495	412
April	495	
May	524	
June	524	

QUALITY

	Quantity	Base Number	Contract	AT	Region	England
% of FP17s for the same patient ID Re-attending within 3 months - Children	21	338	6.2%	10.7%	11.5%	11.8%
% of FP17s for the same patient ID Re-attending within 3 months - Adults	1	30	3.3%	14.1%	15.2%	15.7%
% of FP17s for the same patient ID Re-attending between 3 & 9 months - Children	216	338	63.9%	60.1%	60.2%	58.9%
% of FP17s for the same patient ID Re-attending between 3 & 9 months - Adults	23	30	76.7%	49.2%	51.8%	50.8%
% of FP17s for Band 1 Urgent Courses	5	339	1.5%	9.2%	8.1%	9.1%
% of FP17s Relating to Free Repair or Replacements	0	339	0.0%	0.7%	0.8%	0.8%
% of FP17s Relating to Continuations	1	339	0.3%	1.0%	0.9%	0.9%
% of Patients satisfied with the dentistry they have received	0	0	N/A	92.5%	92.7%	92.5%
% of Patients satisfied with the time they had to wait for an appointment	0	0	N/A	85.3%	87.4%	87.0%

* This is based on patients treated on this contract for their most recent course of treatment. Figures in italics indicate the base number of FP17s or Patient Questionnaire responses are less than 100. N/A is shown where the base number of responses is less than 10 during the period. % is calculated as Quantity/Base number*100

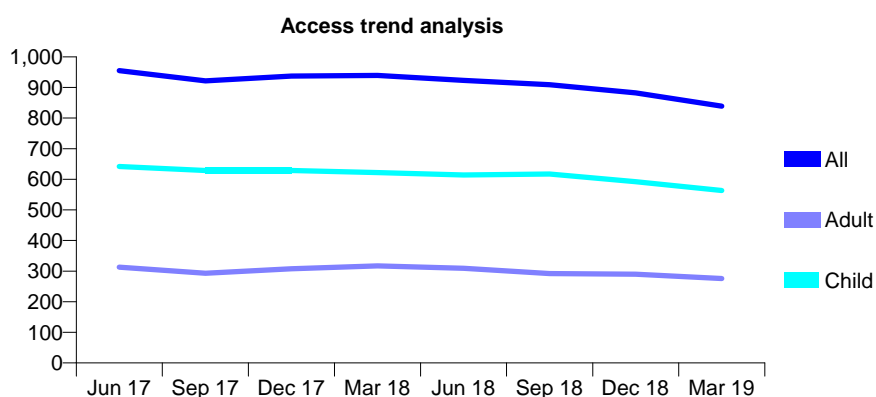
Q56 - Vital Signs At a Glance Contract Report for 636096/0001 - March 2019

Name or company name	MR SG NICOLL
Contract type name	GDS Contract
Purpose of contract	General
Contract start date	01/04/2006
Contract end date	

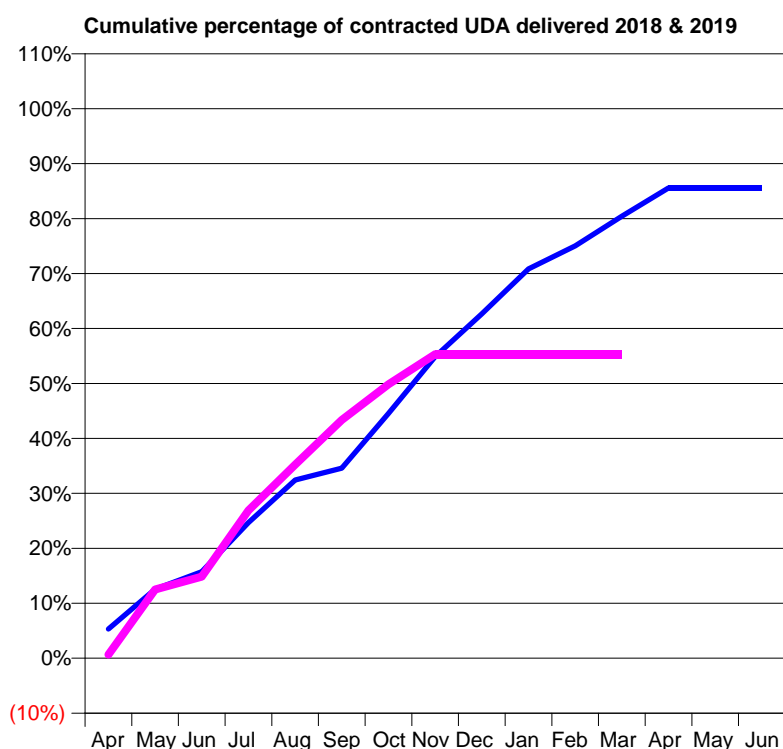
18/19 Contracted general activity (UDA)	1,800
Carry forward general activity (UDA)	0
18/19 Contracted orthodontic activity (UOA)	0
Carry forward orthodontic activity (UOA)	0
Baseline contract value	£50,922.15

ACCESS*

Patients seen in 24 months	Total	Change since previous quarter
Quarter ending March 2018	939	
Quarter ending June 2018	923	↓
Quarter ending September 2018	909	↓
Quarter ending December 2018	882	↓
Quarter ending March 2019	839	↓
Variance since March 2018	(10.6%)	↓



ACTIVITY



Month	2018	2019
April	96	12
May	226	225
June	283	267
July	445	484
August	584	634
September	623	780
October	802	897
November	988	996
December	1,128	996
January	1,275	996
February	1,350	996
March	1,448	996
April	1,541	
May	1,541	
June	1,541	

QUALITY

	Quantity	Base Number	Contract	AT	Region	England
% of FP17s for the same patient ID Re-attending within 3 months - Children	33	624	5.3%	10.7%	11.5%	11.8%
% of FP17s for the same patient ID Re-attending within 3 months - Adults	5	170	2.9%	14.1%	15.2%	15.7%
% of FP17s for the same patient ID Re-attending between 3 & 9 months - Children	381	624	61.1%	60.1%	60.2%	58.9%
% of FP17s for the same patient ID Re-attending between 3 & 9 months - Adults	92	170	54.1%	49.2%	51.8%	50.8%
% of FP17s for Band 1 Urgent Courses	3	725	0.4%	9.2%	8.1%	9.1%
% of FP17s Relating to Free Repair or Replacements	0	725	0.0%	0.7%	0.8%	0.8%
% of FP17s Relating to Continuations	0	725	0.0%	1.0%	0.9%	0.9%
% of Patients satisfied with the dentistry they have received	0	0	N/A	92.5%	92.7%	92.5%
% of Patients satisfied with the time they had to wait for an appointment	0	0	N/A	85.3%	87.4%	87.0%

* This is based on patients treated on this contract for their most recent course of treatment.

Figures in italics indicate the base number of FP17s or Patient Questionnaire responses are less than 100. N/A is shown where the base number of responses is less than 10 during the period. % is calculated as Quantity/Base number*100

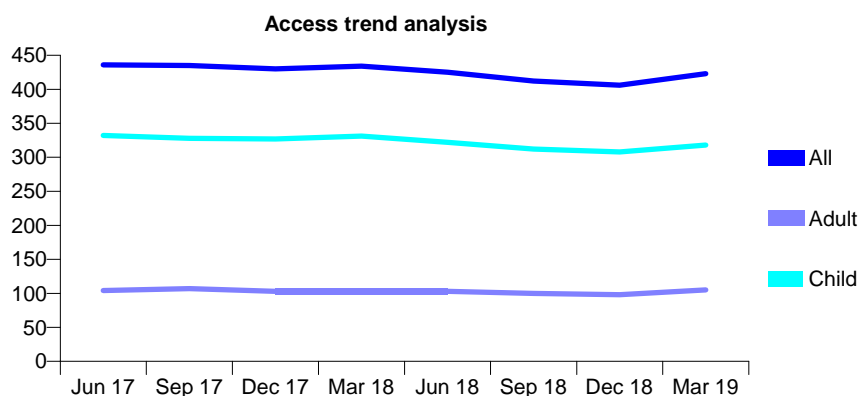
Q56 - Vital Signs At a Glance Contract Report for 639214/0001 - March 2019

Name or company name	MISS CA NEVILLE
Contract type name	GDS Contract
Purpose of contract	General
Contract start date	01/04/2006
Contract end date	

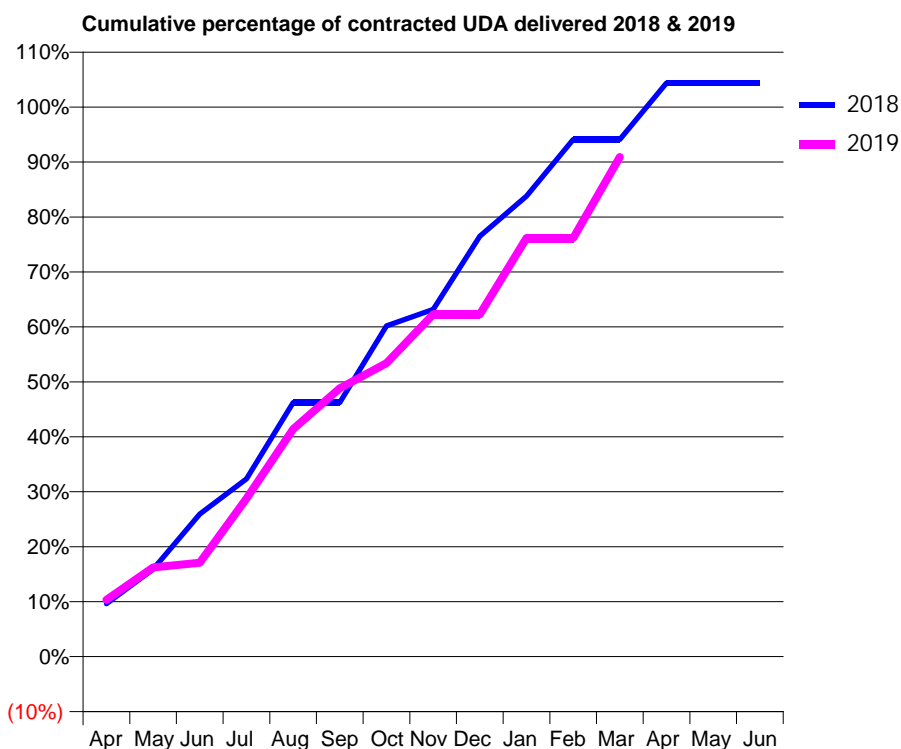
18/19 Contracted general activity (UDA)	865
Carry forward general activity (UDA)	-17
18/19 Contracted orthodontic activity (UOA)	0
Carry forward orthodontic activity (UOA)	0
Baseline contract value	£21,584.45

ACCESS*

Patients seen in 24 months	Total	Change since previous quarter
Quarter ending March 2018	434	
Quarter ending June 2018	425	↓
Quarter ending September 2018	412	↓
Quarter ending December 2018	406	↓
Quarter ending March 2019	423	↑
Variance since March 2018	(2.5%)	↓



ACTIVITY



Month	Adjusted Scheduled Activity (UDA)	
	2018	2019
April	83	89
May	138	141
June	224	148
July	280	249
August	400	358
September	400	422
October	520	462
November	547	539
December	662	539
January	725	659
February	814	659
March	814	786
April	903	
May	903	
June	903	

QUALITY

	Quantity	Base Number	Contract	AT	Region	England
% of FP17s for the same patient ID Re-attending within 3 months - Children	34	532	6.4%	10.7%	11.5%	11.8%
% of FP17s for the same patient ID Re-attending within 3 months - Adults	5	108	4.6%	14.1%	15.2%	15.7%
% of FP17s for the same patient ID Re-attending between 3 & 9 months - Children	344	532	64.7%	60.1%	60.2%	58.9%
% of FP17s for the same patient ID Re-attending between 3 & 9 months - Adults	62	108	57.4%	49.2%	51.8%	50.8%
% of FP17s for Band 1 Urgent Courses	11	588	1.9%	9.2%	8.1%	9.1%
% of FP17s Relating to Free Repair or Replacements	0	588	0.0%	0.7%	0.8%	0.8%
% of FP17s Relating to Continuations	1	588	0.2%	1.0%	0.9%	0.9%
% of Patients satisfied with the dentistry they have received	0	0	N/A	92.5%	92.7%	92.5%
% of Patients satisfied with the time they had to wait for an appointment	0	0	N/A	85.3%	87.4%	87.0%

* This is based on patients treated on this contract for their most recent course of treatment. Figures in italics indicate the base number of FP17s or Patient Questionnaire responses are less than 100. N/A is shown where the base number of responses is less than 10 during the period. % is calculated as Quantity/Base number*100

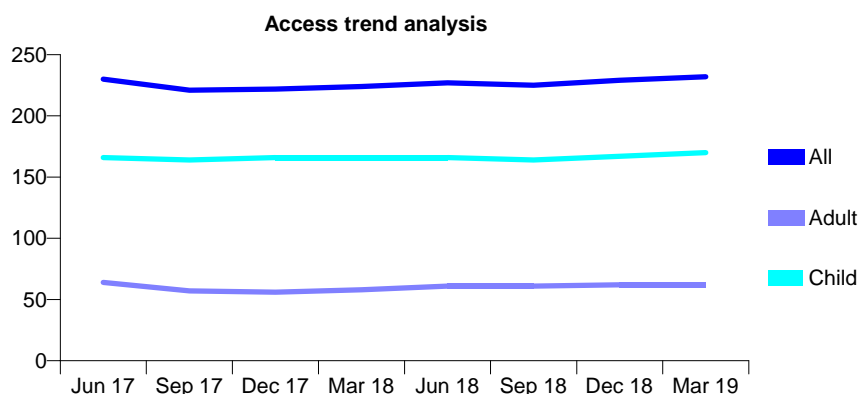
Q56 - Vital Signs At a Glance Contract Report for 644072/0001 - March 2019

Name or company name	MR A BROWN
Contract type name	GDS Contract
Purpose of contract	General
Contract start date	01/06/2014
Contract end date	

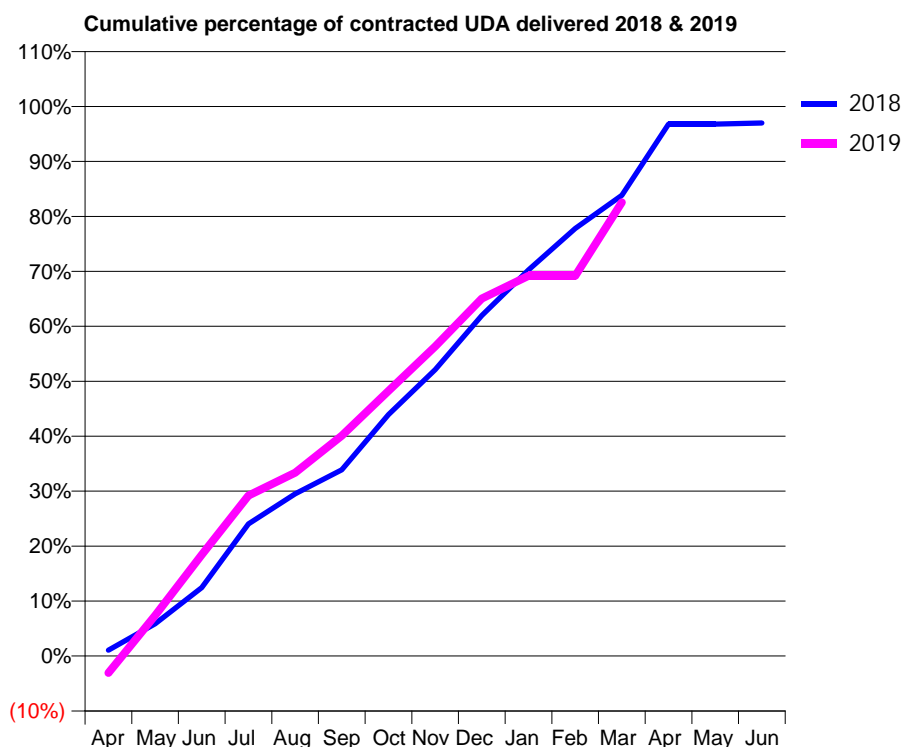
18/19 Contracted general activity (UDA)	550
Carry forward general activity (UDA)	17
18/19 Contracted orthodontic activity (UOA)	0
Carry forward orthodontic activity (UOA)	0
Baseline contract value	£11,437.68

ACCESS*

Patients seen in 24 months	Total	Change since previous quarter
Quarter ending March 2018	224	
Quarter ending June 2018	227	→
Quarter ending September 2018	225	→
Quarter ending December 2018	229	→
Quarter ending March 2019	232	→
Variance since March 2018	3.6%	↑



ACTIVITY



Month	Adjusted Scheduled Activity (UDA)	
	2018	2019
April	6	-17
May	32	41
June	69	101
July	132	161
August	162	183
September	186	220
October	242	265
November	287	310
December	341	358
January	386	380
February	428	380
March	461	454
April	532	
May	532	
June	533	

QUALITY

	Quantity	Base Number	Contract	AT	Region	England
% of FP17s for the same patient ID Re-attending within 3 months - Children	17	334	5.1%	10.7%	11.5%	11.8%
% of FP17s for the same patient ID Re-attending within 3 months - Adults	12	77	15.6%	14.1%	15.2%	15.7%
% of FP17s for the same patient ID Re-attending between 3 & 9 months - Children	272	334	81.4%	60.1%	60.2%	58.9%
% of FP17s for the same patient ID Re-attending between 3 & 9 months - Adults	53	77	68.8%	49.2%	51.8%	50.8%
% of FP17s for Band 1 Urgent Courses	25	368	6.8%	9.2%	8.1%	9.1%
% of FP17s Relating to Free Repair or Replacements	0	368	0.0%	0.7%	0.8%	0.8%
% of FP17s Relating to Continuations	0	368	0.0%	1.0%	0.9%	0.9%
% of Patients satisfied with the dentistry they have received	0	0	N/A	92.5%	92.7%	92.5%
% of Patients satisfied with the time they had to wait for an appointment	0	0	N/A	85.3%	87.4%	87.0%

* This is based on patients treated on this contract for their most recent course of treatment. Figures in italics indicate the base number of FP17s or Patient Questionnaire responses are less than 100. N/A is shown where the base number of responses is less than 10 during the period. % is calculated as Quantity/Base number*100

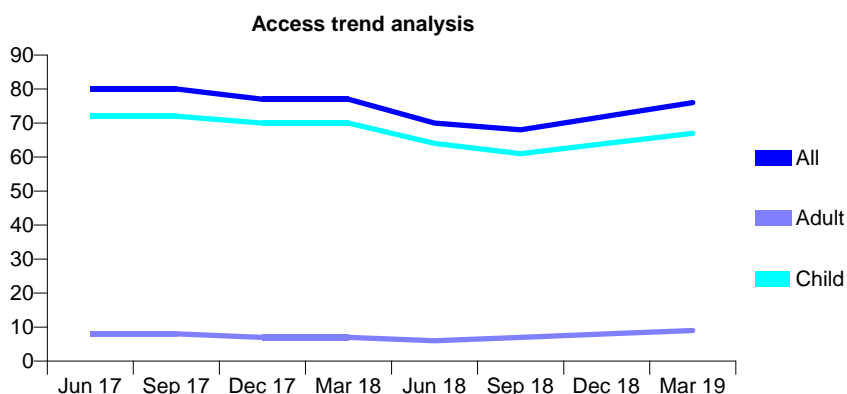
Q56 - Vital Signs At a Glance Contract Report for 644420/0001 - March 2019

Name or company name	MRS JM BELSHAM
Contract type name	GDS Contract
Purpose of contract	General
Contract start date	01/04/2006
Contract end date	

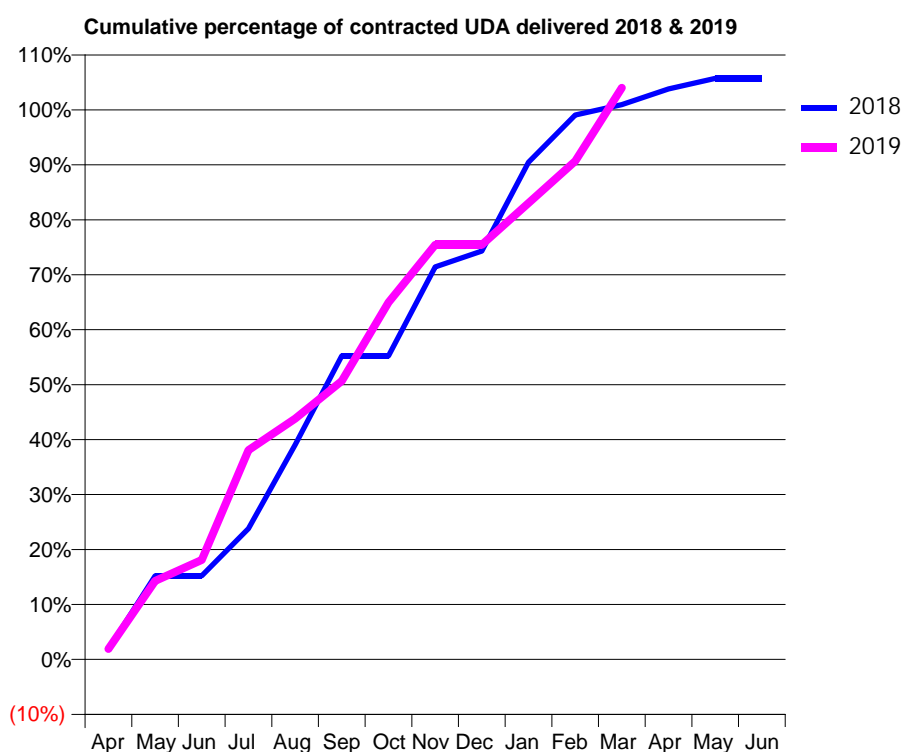
18/19 Contracted general activity (UDA)	105
Carry forward general activity (UDA)	-2
18/19 Contracted orthodontic activity (UOA)	0
Carry forward orthodontic activity (UOA)	0
Baseline contract value	£1,912.83

ACCESS*

Patients seen in 24 months	Total	Change since previous quarter
Quarter ending March 2018	77	
Quarter ending June 2018	70	↓
Quarter ending September 2018	68	↓
Quarter ending December 2018	72	↑
Quarter ending March 2019	76	↑
Variance since March 2018	(1.3%)	↓



ACTIVITY



Month	Adjusted Scheduled Activity (UDA)	
	2018	2019
April	2	2
May	16	15
June	16	19
July	25	40
August	41	46
September	58	53
October	58	68
November	75	79
December	78	79
January	95	87
February	104	95
March	106	109
April	109	
May	111	
June	111	

QUALITY

	Quantity	Base Number	Contract	AT	Region	England
% of FP17s for the same patient ID Re-attending within 3 months - Children	3	92	3.3%	10.7%	11.5%	11.8%
% of FP17s for the same patient ID Re-attending within 3 months - Adults	1	5	20.0%	14.1%	15.2%	15.7%
% of FP17s for the same patient ID Re-attending between 3 & 9 months - Children	61	92	66.3%	60.1%	60.2%	58.9%
% of FP17s for the same patient ID Re-attending between 3 & 9 months - Adults	3	5	60.0%	49.2%	51.8%	50.8%
% of FP17s for Band 1 Urgent Courses	1	88	1.1%	9.2%	8.1%	9.1%
% of FP17s Relating to Free Repair or Replacements	0	88	0.0%	0.7%	0.8%	0.8%
% of FP17s Relating to Continuations	0	88	0.0%	1.0%	0.9%	0.9%
% of Patients satisfied with the dentistry they have received	0	0	N/A	92.5%	92.7%	92.5%
% of Patients satisfied with the time they had to wait for an appointment	0	0	N/A	85.3%	87.4%	87.0%

* This is based on patients treated on this contract for their most recent course of treatment. Figures in italics indicate the base number of FP17s or Patient Questionnaire responses are less than 100. N/A is shown where the base number of responses is less than 10 during the period. % is calculated as Quantity/Base number*100

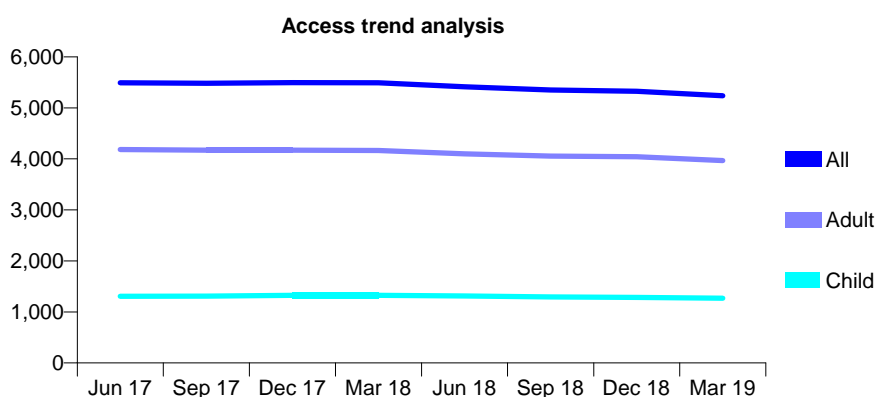
Q56 - Vital Signs At a Glance Contract Report for 644668/0001 - March 2019

Name or company name	MRS JM GEANEY
Contract type name	GDS Contract
Purpose of contract	General
Contract start date	01/04/2006
Contract end date	

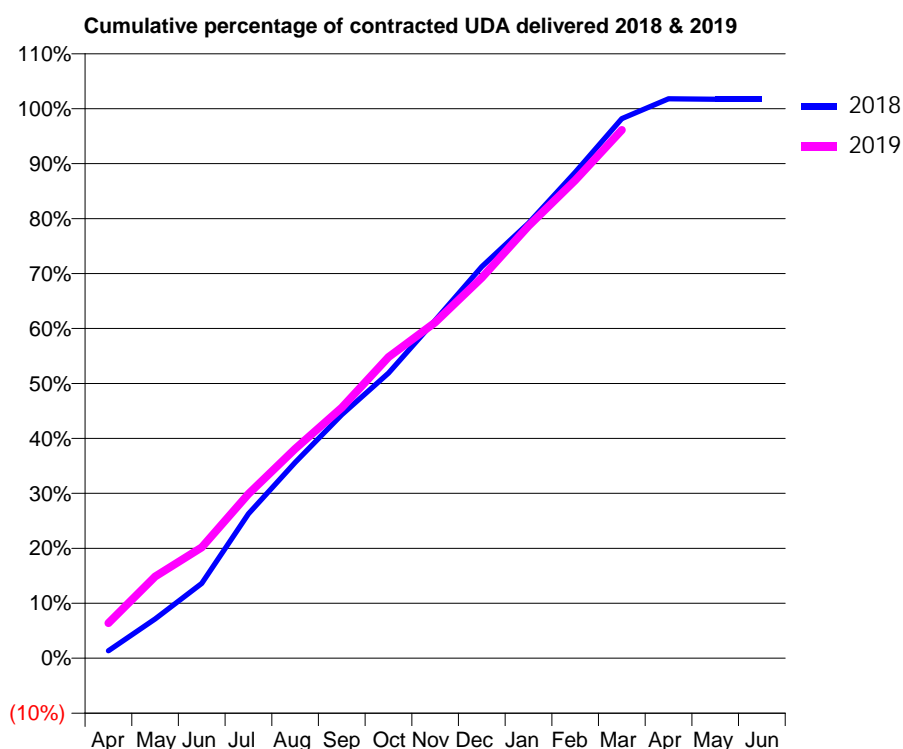
18/19 Contracted general activity (UDA)	11,118
Carry forward general activity (UDA)	-190
18/19 Contracted orthodontic activity (UOA)	0
Carry forward orthodontic activity (UOA)	0
Baseline contract value	£257,153.55

ACCESS*

Patients seen in 24 months	Total	Change since previous quarter
Quarter ending March 2018	5,491	
Quarter ending June 2018	5,412	↓
Quarter ending September 2018	5,351	↓
Quarter ending December 2018	5,328	→
Quarter ending March 2019	5,238	↓
Variance since March 2018	(4.6%)	↓



ACTIVITY



Month	2018	2019
April	149	711
May	794	1,654
June	1,514	2,244
July	2,923	3,324
August	3,961	4,236
September	4,928	5,067
October	5,771	6,090
November	6,838	6,795
December	7,923	7,698
January	8,801	8,742
February	9,833	9,669
March	10,916	10,685
April	11,317	
May	11,308	
June	11,308	

QUALITY

	Quantity	Base Number	Contract	AT	Region	England
% of FP17s for the same patient ID Re-attending within 3 months - Children	171	2,175	7.9%	10.7%	11.5%	11.8%
% of FP17s for the same patient ID Re-attending within 3 months - Adults	736	5,428	13.6%	14.1%	15.2%	15.7%
% of FP17s for the same patient ID Re-attending between 3 & 9 months - Children	1,507	2,175	69.3%	60.1%	60.2%	58.9%
% of FP17s for the same patient ID Re-attending between 3 & 9 months - Adults	2,739	5,428	50.5%	49.2%	51.8%	50.8%
% of FP17s for Band 1 Urgent Courses	328	5,962	5.5%	9.2%	8.1%	9.1%
% of FP17s Relating to Free Repair or Replacements	76	5,962	1.3%	0.7%	0.8%	0.8%
% of FP17s Relating to Continuations	42	5,962	0.7%	1.0%	0.9%	0.9%
% of Patients satisfied with the dentistry they have received	5	5	N/A	92.5%	92.7%	92.5%
% of Patients satisfied with the time they had to wait for an appointment	5	5	N/A	85.3%	87.4%	87.0%

* This is based on patients treated on this contract for their most recent course of treatment.

Figures in italics indicate the base number of FP17s or Patient Questionnaire responses are less than 100. N/A is shown where the base number of responses is less than 10 during the period. % is calculated as Quantity/Base number*100

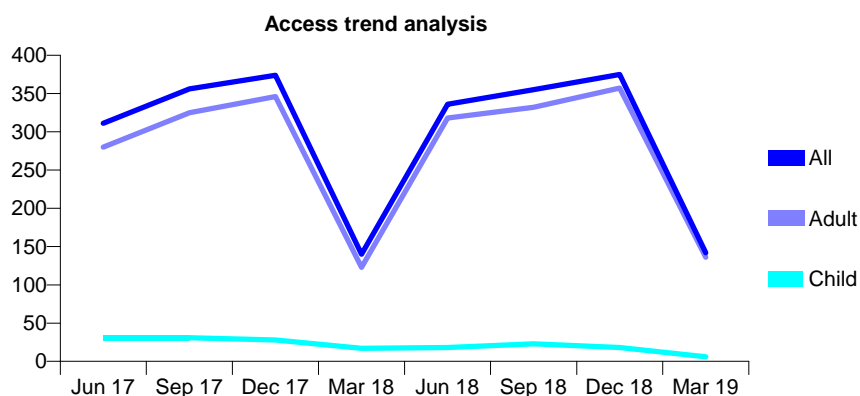
Q56 - Vital Signs At a Glance Contract Report for 648558/0001 - March 2019

Name or company name	MISS K RUSTAGE
Contract type name	GDS Contract
Purpose of contract	General
Contract start date	01/04/2006
Contract end date	

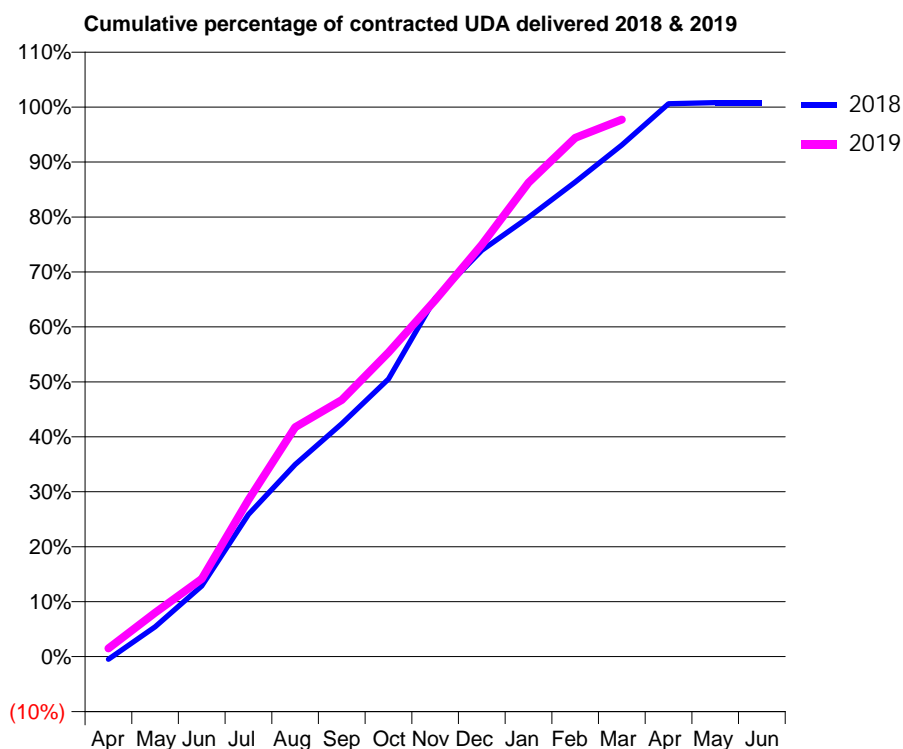
18/19 Contracted general activity (UDA)	1,414
Carry forward general activity (UDA)	-11
18/19 Contracted orthodontic activity (UOA)	0
Carry forward orthodontic activity (UOA)	0
Baseline contract value	£45,243.30

ACCESS*

Patients seen in 24 months	Total	Change since previous quarter
Quarter ending March 2018	140	
Quarter ending June 2018	336	↑
Quarter ending September 2018	355	↑
Quarter ending December 2018	375	↑
Quarter ending March 2019	142	↓
Variance since March 2018	1.4%	→



ACTIVITY



Month	Adjusted Scheduled Activity (UDA)	
	2018	2019
April	-7	21
May	77	113
June	182	200
July	366	403
August	494	590
September	599	660
October	714	782
November	922	917
December	1,045	1,060
January	1,130	1,220
February	1,221	1,335
March	1,316	1,382
April	1,422	
May	1,425	
June	1,425	

QUALITY

	Quantity	Base Number	Contract	AT	Region	England
% of FP17s for the same patient ID Re-attending within 3 months - Children	0	46	0.0%	10.7%	11.5%	11.8%
% of FP17s for the same patient ID Re-attending within 3 months - Adults	4	526	0.8%	14.1%	15.2%	15.7%
% of FP17s for the same patient ID Re-attending between 3 & 9 months - Children	0	46	0.0%	60.1%	60.2%	58.9%
% of FP17s for the same patient ID Re-attending between 3 & 9 months - Adults	5	526	1.0%	49.2%	51.8%	50.8%
% of FP17s for Band 1 Urgent Courses	2	533	0.4%	9.2%	8.1%	9.1%
% of FP17s Relating to Free Repair or Replacements	0	533	0.0%	0.7%	0.8%	0.8%
% of FP17s Relating to Continuations	1	533	0.2%	1.0%	0.9%	0.9%
% of Patients satisfied with the dentistry they have received	0	0	N/A	92.5%	92.7%	92.5%
% of Patients satisfied with the time they had to wait for an appointment	0	0	N/A	85.3%	87.4%	87.0%

* This is based on patients treated on this contract for their most recent course of treatment. Figures in italics indicate the base number of FP17s or Patient Questionnaire responses are less than 100. N/A is shown where the base number of responses is less than 10 during the period. % is calculated as Quantity/Base number*100

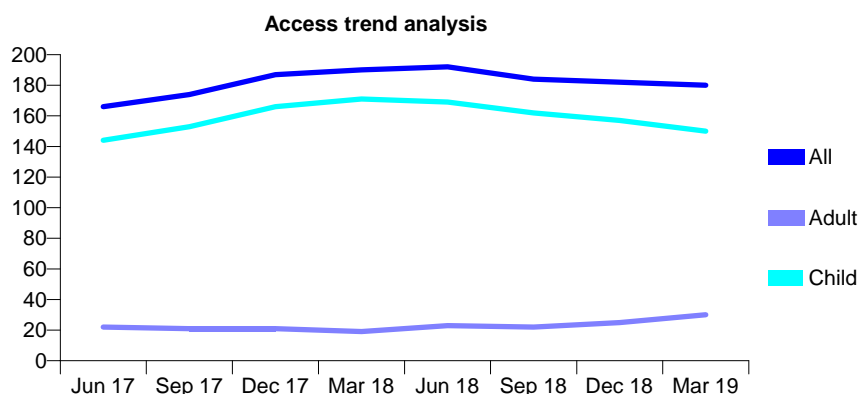
Q56 - Vital Signs At a Glance Contract Report for 657409/0001 - March 2019

Name or company name	MR JS FROST
Contract type name	GDS Contract
Purpose of contract	General
Contract start date	01/04/2006
Contract end date	

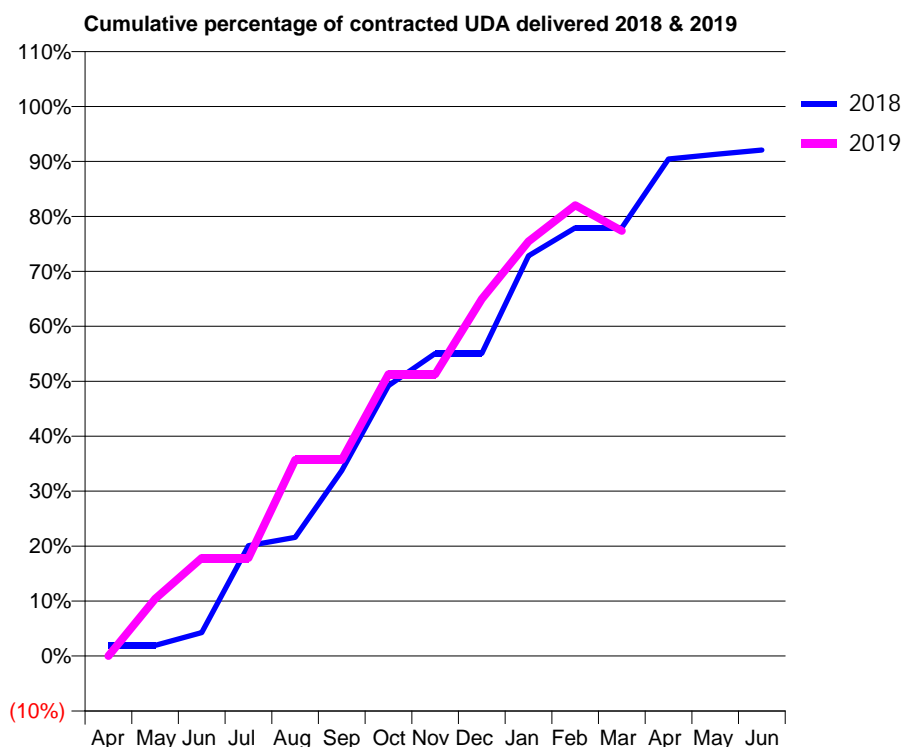
18/19 Contracted general activity (UDA)	259
Carry forward general activity (UDA)	0
18/19 Contracted orthodontic activity (UOA)	0
Carry forward orthodontic activity (UOA)	0
Baseline contract value	£6,081.93

ACCESS*

Patients seen in 24 months	Total	Change since previous quarter
Quarter ending March 2018	190	
Quarter ending June 2018	192	→
Quarter ending September 2018	184	↓
Quarter ending December 2018	182	↓
Quarter ending March 2019	180	↓
Variance since March 2018	(5.3%)	↓



ACTIVITY



Month	Adjusted Scheduled Activity (UDA)	
	2018	2019
April	5	0
May	5	27
June	11	46
July	52	46
August	56	92
September	87	92
October	127	133
November	143	133
December	143	168
January	189	195
February	202	212
March	202	200
April	234	
May	236	
June	238	

QUALITY

	Quantity	Base Number	Contract	AT	Region	England
% of FP17s for the same patient ID Re-attending within 3 months - Children	16	242	6.6%	10.7%	11.5%	11.8%
% of FP17s for the same patient ID Re-attending within 3 months - Adults	2	11	18.2%	14.1%	15.2%	15.7%
% of FP17s for the same patient ID Re-attending between 3 & 9 months - Children	140	242	57.9%	60.1%	60.2%	58.9%
% of FP17s for the same patient ID Re-attending between 3 & 9 months - Adults	5	11	45.5%	49.2%	51.8%	50.8%
% of FP17s for Band 1 Urgent Courses	7	204	3.4%	9.2%	8.1%	9.1%
% of FP17s Relating to Free Repair or Replacements	0	204	0.0%	0.7%	0.8%	0.8%
% of FP17s Relating to Continuations	0	204	0.0%	1.0%	0.9%	0.9%
% of Patients satisfied with the dentistry they have received	0	0	N/A	92.5%	92.7%	92.5%
% of Patients satisfied with the time they had to wait for an appointment	0	0	N/A	85.3%	87.4%	87.0%

* This is based on patients treated on this contract for their most recent course of treatment. Figures in italics indicate the base number of FP17s or Patient Questionnaire responses are less than 100. N/A is shown where the base number of responses is less than 10 during the period. % is calculated as Quantity/Base number*100

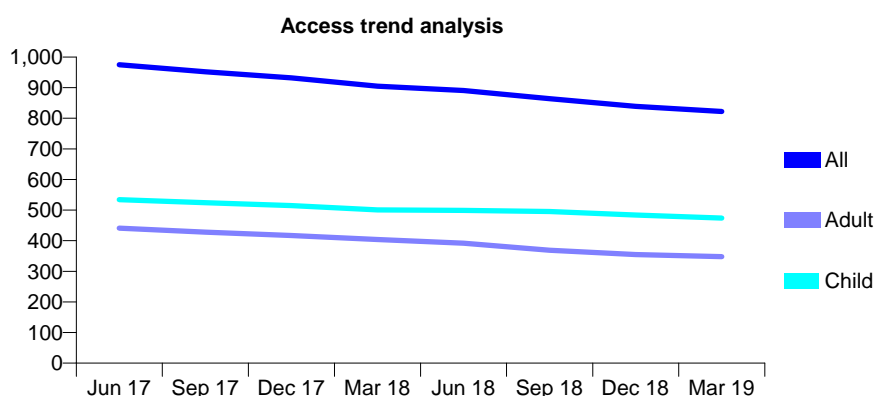
Q56 - Vital Signs At a Glance Contract Report for 657719/0001 - March 2019

Name or company name	Brooklyn House
Contract type name	GDS Contract
Purpose of contract	General and Orthodontic
Contract start date	01/04/2006
Contract end date	

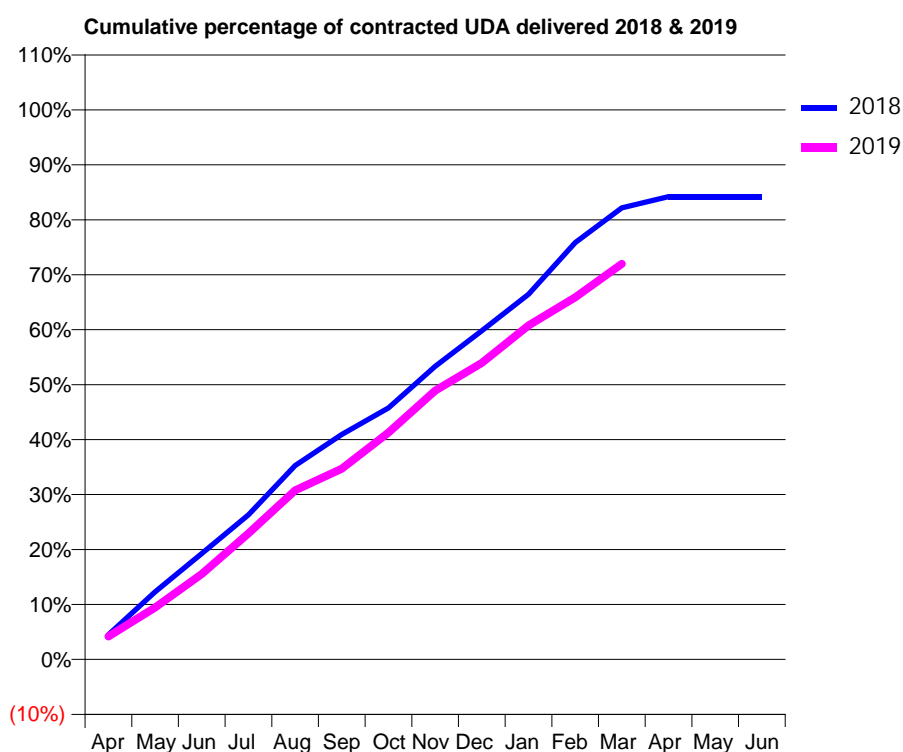
18/19 Contracted general activity (UDA)	3,200
Carry forward general activity (UDA)	0
18/19 Contracted orthodontic activity (UOA)	579
Carry forward orthodontic activity (UOA)	0
Baseline contract value	£85,415.29

ACCESS*

Patients seen in 24 months	Total	Change since previous quarter
Quarter ending March 2018	905	
Quarter ending June 2018	891	↓
Quarter ending September 2018	864	↓
Quarter ending December 2018	839	↓
Quarter ending March 2019	822	↓
Variance since March 2018	(9.2%)	↓



ACTIVITY



Month	Adjusted Scheduled Activity (UDA)	
	2018	2019
April	144	134
May	394	302
June	616	498
July	842	734
August	1,129	985
September	1,309	1,111
October	1,464	1,321
November	1,707	1,565
December	1,914	1,727
January	2,125	1,944
February	2,427	2,109
March	2,630	2,303
April	2,694	
May	2,694	
June	2,694	

QUALITY

	Quantity	Base Number	Contract	AT	Region	England
% of FP17s for the same patient ID Re-attending within 3 months - Children	53	799	6.6%	10.7%	11.5%	11.8%
% of FP17s for the same patient ID Re-attending within 3 months - Adults	76	459	16.6%	14.1%	15.2%	15.7%
% of FP17s for the same patient ID Re-attending between 3 & 9 months - Children	564	799	70.6%	60.1%	60.2%	58.9%
% of FP17s for the same patient ID Re-attending between 3 & 9 months - Adults	290	459	63.2%	49.2%	51.8%	50.8%
% of FP17s for Band 1 Urgent Courses	62	1,229	5.0%	9.2%	8.1%	9.1%
% of FP17s Relating to Free Repair or Replacements	0	1,229	0.0%	0.7%	0.8%	0.8%
% of FP17s Relating to Continuations	20	1,229	1.6%	1.0%	0.9%	0.9%
% of Patients satisfied with the dentistry they have received	0	0	N/A	92.5%	92.7%	92.5%
% of Patients satisfied with the time they had to wait for an appointment	0	0	N/A	85.3%	87.4%	87.0%

* This is based on patients treated on this contract for their most recent course of treatment. Figures in italics indicate the base number of FP17s or Patient Questionnaire responses are less than 100. N/A is shown where the base number of responses is less than 10 during the period. % is calculated as Quantity/Base number*100

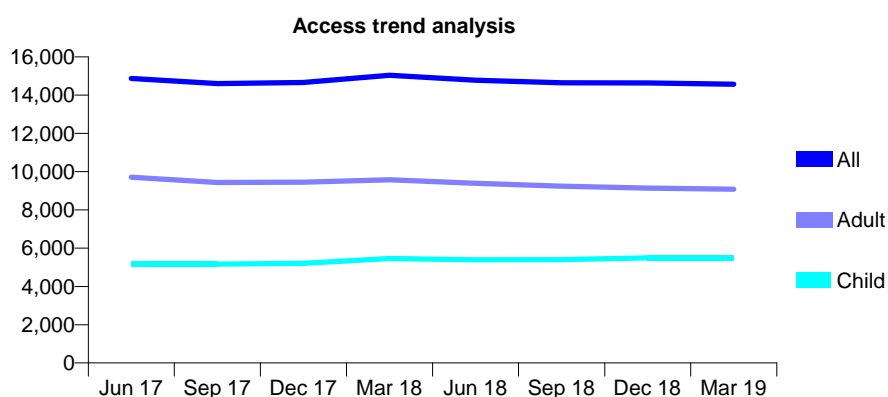
Q56 - Vital Signs At a Glance Contract Report for 659606/0002 - March 2019

Name or company name	MR RM WADHWANI
Contract type name	GDS Contract
Purpose of contract	General
Contract start date	01/04/2006
Contract end date	

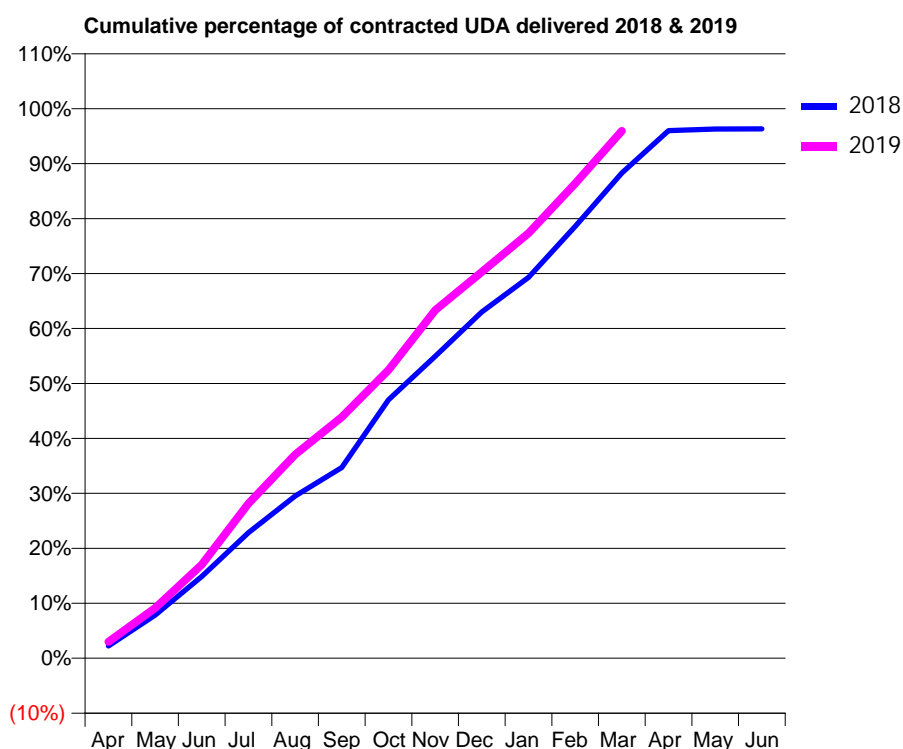
18/19 Contracted general activity (UDA)	32,047
Carry forward general activity (UDA)	153
18/19 Contracted orthodontic activity (UOA)	0
Carry forward orthodontic activity (UOA)	0
Baseline contract value	£938,949.38

ACCESS*

Patients seen in 24 months	Total	Change since previous quarter
Quarter ending March 2018	15,033	
Quarter ending June 2018	14,777	↓
Quarter ending September 2018	14,642	→
Quarter ending December 2018	14,634	→
Quarter ending March 2019	14,570	→
Variance since March 2018	(3.1%)	↓



ACTIVITY



Month	2018	2019
April	696	959
May	2,470	2,928
June	4,683	5,457
July	7,194	9,021
August	9,301	11,883
September	10,927	14,061
October	14,814	16,801
November	17,309	20,296
December	19,848	22,525
January	21,829	24,782
February	24,758	27,686
March	27,809	30,744
April	30,237	
May	30,330	
June	30,340	

QUALITY

	Quantity	Base Number	Contract	AT	Region	England
% of FP17s for the same patient ID Re-attending within 3 months - Children	930	8,747	10.6%	10.7%	11.5%	11.8%
% of FP17s for the same patient ID Re-attending within 3 months - Adults	1,724	12,049	14.3%	14.1%	15.2%	15.7%
% of FP17s for the same patient ID Re-attending between 3 & 9 months - Children	4,962	8,747	56.7%	60.1%	60.2%	58.9%
% of FP17s for the same patient ID Re-attending between 3 & 9 months - Adults	5,646	12,049	46.9%	49.2%	51.8%	50.8%
% of FP17s for Band 1 Urgent Courses	1,444	18,111	8.0%	9.2%	8.1%	9.1%
% of FP17s Relating to Free Repair or Replacements	98	18,111	0.5%	0.7%	0.8%	0.8%
% of FP17s Relating to Continuations	29	18,111	0.2%	1.0%	0.9%	0.9%
% of Patients satisfied with the dentistry they have received	4	6	N/A	92.5%	92.7%	92.5%
% of Patients satisfied with the time they had to wait for an appointment	5	6	N/A	85.3%	87.4%	87.0%

* This is based on patients treated on this contract for their most recent course of treatment.

Figures in italics indicate the base number of FP17s or Patient Questionnaire responses are less than 100. N/A is shown where the base number of responses is less than 10 during the period. % is calculated as Quantity/Base number*100

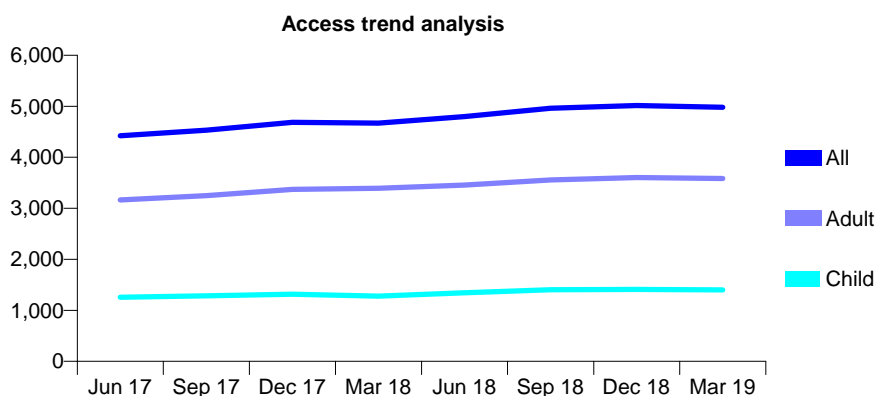
Q56 - Vital Signs At a Glance Contract Report for 659606/0006 - March 2019

Name or company name	MR RM WADHWANI
Contract type name	GDS Contract
Purpose of contract	General
Contract start date	03/12/2007
Contract end date	

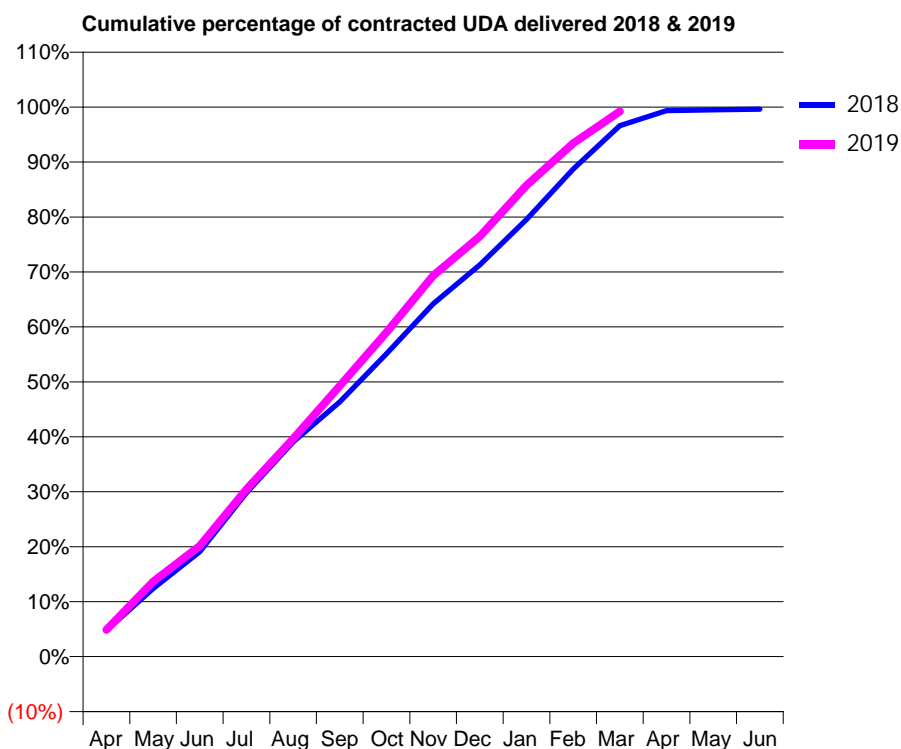
18/19 Contracted general activity (UDA)	10,000
Carry forward general activity (UDA)	39
18/19 Contracted orthodontic activity (UOA)	0
Carry forward orthodontic activity (UOA)	0
Baseline contract value	£253,708.99

ACCESS*

Patients seen in 24 months	Total	Change since previous quarter
Quarter ending March 2018	4,671	
Quarter ending June 2018	4,799	↑
Quarter ending September 2018	4,960	↑
Quarter ending December 2018	5,016	→
Quarter ending March 2019	4,982	→
Variance since March 2018	6.7%	↑



ACTIVITY



Month	Adjusted Scheduled Activity (UDA)	
	2018	2019
April	477	488
May	1,240	1,364
June	1,907	2,016
July	2,982	3,044
August	3,906	3,967
September	4,633	4,928
October	5,513	5,900
November	6,420	6,932
December	7,128	7,645
January	7,954	8,576
February	8,873	9,340
March	9,663	9,922
April	9,935	
May	9,949	
June	9,961	

QUALITY

	Quantity	Base Number	Contract	AT	Region	England
% of FP17s for the same patient ID Re-attending within 3 months - Children	106	1,870	5.7%	10.7%	11.5%	11.8%
% of FP17s for the same patient ID Re-attending within 3 months - Adults	627	4,647	13.5%	14.1%	15.2%	15.7%
% of FP17s for the same patient ID Re-attending between 3 & 9 months - Children	982	1,870	52.5%	60.1%	60.2%	58.9%
% of FP17s for the same patient ID Re-attending between 3 & 9 months - Adults	2,350	4,647	50.6%	49.2%	51.8%	50.8%
% of FP17s for Band 1 Urgent Courses	665	6,333	10.5%	9.2%	8.1%	9.1%
% of FP17s Relating to Free Repair or Replacements	29	6,333	0.5%	0.7%	0.8%	0.8%
% of FP17s Relating to Continuations	21	6,333	0.3%	1.0%	0.9%	0.9%
% of Patients satisfied with the dentistry they have received	4	4	N/A	92.5%	92.7%	92.5%
% of Patients satisfied with the time they had to wait for an appointment	4	4	N/A	85.3%	87.4%	87.0%

* This is based on patients treated on this contract for their most recent course of treatment. Figures in italics indicate the base number of FP17s or Patient Questionnaire responses are less than 100. N/A is shown where the base number of responses is less than 10 during the period. % is calculated as Quantity/Base number*100

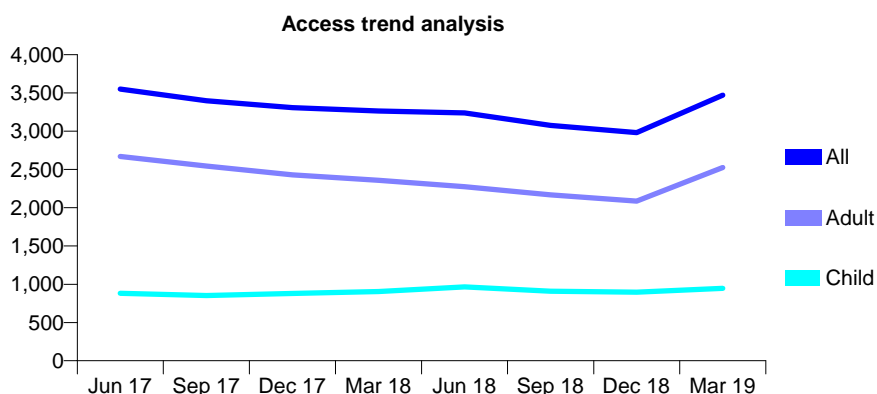
Q56 - Vital Signs At a Glance Contract Report for 664197/0003 - March 2019

Name or company name	Mobeen Ahmed
Contract type name	GDS Contract
Purpose of contract	General
Contract start date	01/04/2006
Contract end date	

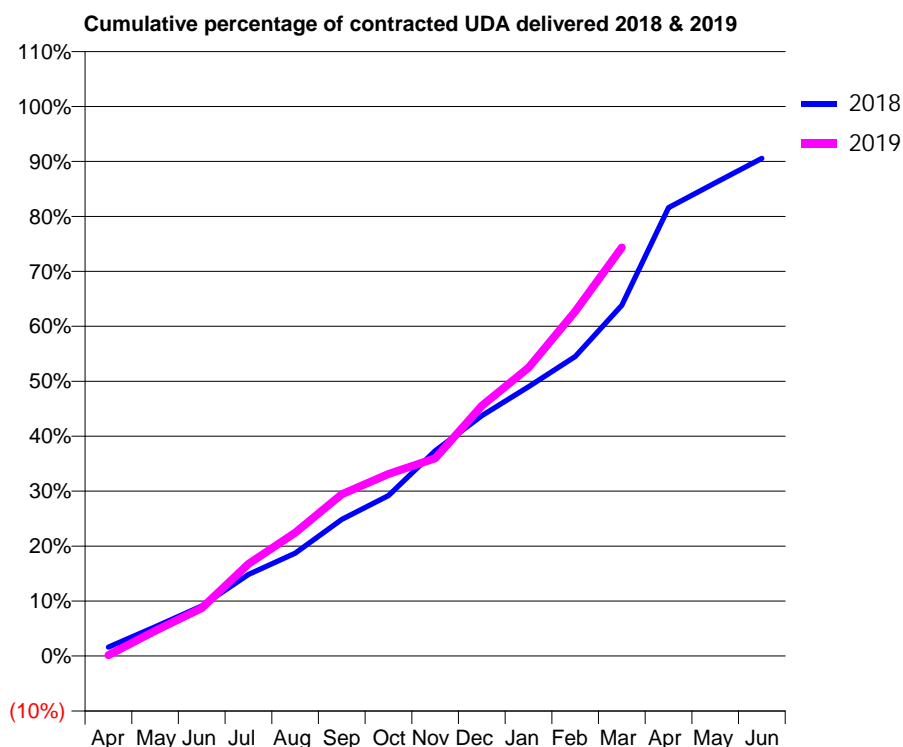
18/19 Contracted general activity (UDA)	10,082
Carry forward general activity (UDA)	163
18/19 Contracted orthodontic activity (UOA)	0
Carry forward orthodontic activity (UOA)	0
Baseline contract value	£260,613.44

ACCESS*

Patients seen in 24 months	Total	Change since previous quarter
Quarter ending March 2018	3,264	
Quarter ending June 2018	3,240	→
Quarter ending September 2018	3,076	↓
Quarter ending December 2018	2,981	↓
Quarter ending March 2019	3,471	↑
Variance since March 2018	6.3%	↑



ACTIVITY



Month	Adjusted Scheduled Activity (UDA)	
	2018	2019
April	162	15
May	536	463
June	920	879
July	1,496	1,689
August	1,889	2,261
September	2,507	2,967
October	2,944	3,341
November	3,766	3,626
December	4,411	4,591
January	4,940	5,291
February	5,496	6,323
March	6,436	7,494
April	8,225	
May	8,682	
June	9,131	

QUALITY

	Quantity	Base Number	Contract	AT	Region	England
% of FP17s for the same patient ID Re-attending within 3 months - Children	119	1,297	9.2%	10.7%	11.5%	11.8%
% of FP17s for the same patient ID Re-attending within 3 months - Adults	217	3,023	7.2%	14.1%	15.2%	15.7%
% of FP17s for the same patient ID Re-attending between 3 & 9 months - Children	443	1,297	34.2%	60.1%	60.2%	58.9%
% of FP17s for the same patient ID Re-attending between 3 & 9 months - Adults	1,216	3,023	40.2%	49.2%	51.8%	50.8%
% of FP17s for Band 1 Urgent Courses	170	3,692	4.6%	9.2%	8.1%	9.1%
% of FP17s Relating to Free Repair or Replacements	1	3,692	0.0%	0.7%	0.8%	0.8%
% of FP17s Relating to Continuations	0	3,692	0.0%	1.0%	0.9%	0.9%
% of Patients satisfied with the dentistry they have received	2	3	N/A	92.5%	92.7%	92.5%
% of Patients satisfied with the time they had to wait for an appointment	3	3	N/A	85.3%	87.4%	87.0%

* This is based on patients treated on this contract for their most recent course of treatment. Figures in italics indicate the base number of FP17s or Patient Questionnaire responses are less than 100. N/A is shown where the base number of responses is less than 10 during the period. % is calculated as Quantity/Base number*100

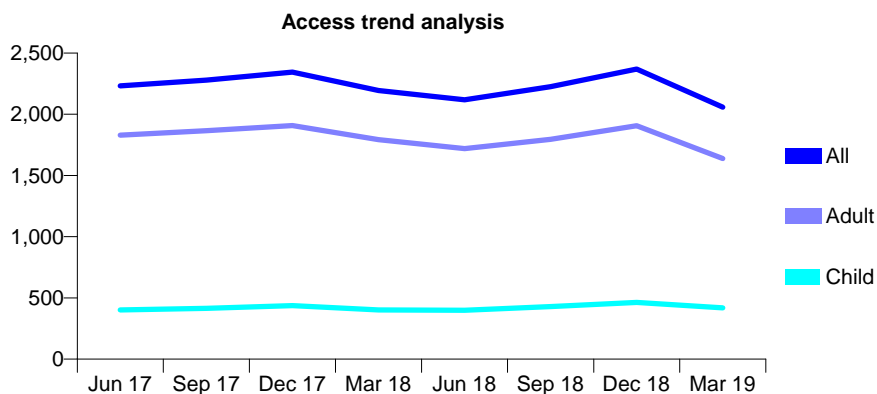
Q56 - Vital Signs At a Glance Contract Report for 673358/0001 - March 2019

Name or company name	MISS SM WEINACHT
Contract type name	GDS Contract
Purpose of contract	General
Contract start date	01/04/2006
Contract end date	

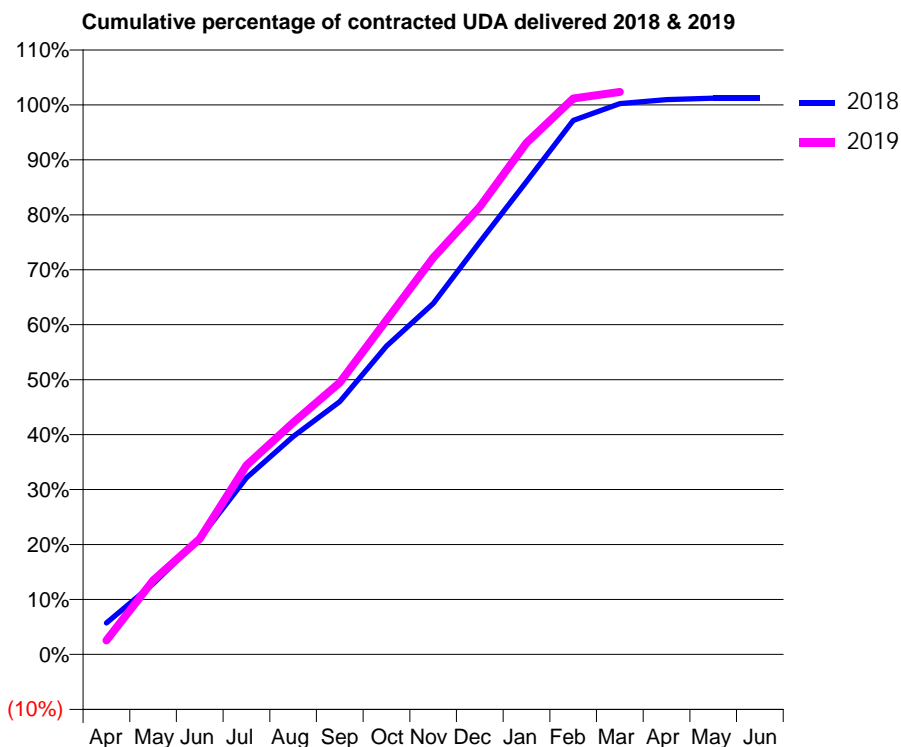
18/19 Contracted general activity (UDA)	6,271
Carry forward general activity (UDA)	-76
18/19 Contracted orthodontic activity (UOA)	0
Carry forward orthodontic activity (UOA)	0
Baseline contract value	£164,927.86

ACCESS*

Patients seen in 24 months	Total	Change since previous quarter
Quarter ending March 2018	2,194	
Quarter ending June 2018	2,118	↓
Quarter ending September 2018	2,226	↑
Quarter ending December 2018	2,370	↑
Quarter ending March 2019	2,058	↓
Variance since March 2018	(6.2%)	↓



ACTIVITY



Month	Adjusted Scheduled Activity (UDA)	
	2018	2019
April	359	161
May	807	846
June	1,324	1,320
July	2,016	2,159
August	2,486	2,645
September	2,885	3,102
October	3,517	3,815
November	4,004	4,526
December	4,706	5,107
January	5,395	5,838
February	6,093	6,343
March	6,285	6,418
April	6,330	
May	6,347	
June	6,347	

QUALITY

	Quantity	Base Number	Contract	AT	Region	England
% of FP17s for the same patient ID Re-attending within 3 months - Children	50	671	7.5%	10.7%	11.5%	11.8%
% of FP17s for the same patient ID Re-attending within 3 months - Adults	269	2,589	10.4%	14.1%	15.2%	15.7%
% of FP17s for the same patient ID Re-attending between 3 & 9 months - Children	350	671	52.2%	60.1%	60.2%	58.9%
% of FP17s for the same patient ID Re-attending between 3 & 9 months - Adults	1,142	2,589	44.1%	49.2%	51.8%	50.8%
% of FP17s for Band 1 Urgent Courses	220	3,246	6.8%	9.2%	8.1%	9.1%
% of FP17s Relating to Free Repair or Replacements	10	3,246	0.3%	0.7%	0.8%	0.8%
% of FP17s Relating to Continuations	25	3,246	0.8%	1.0%	0.9%	0.9%
% of Patients satisfied with the dentistry they have received	9	9	N/A	92.5%	92.7%	92.5%
% of Patients satisfied with the time they had to wait for an appointment	9	9	N/A	85.3%	87.4%	87.0%

* This is based on patients treated on this contract for their most recent course of treatment. Figures in italics indicate the base number of FP17s or Patient Questionnaire responses are less than 100. N/A is shown where the base number of responses is less than 10 during the period. % is calculated as Quantity/Base number*100

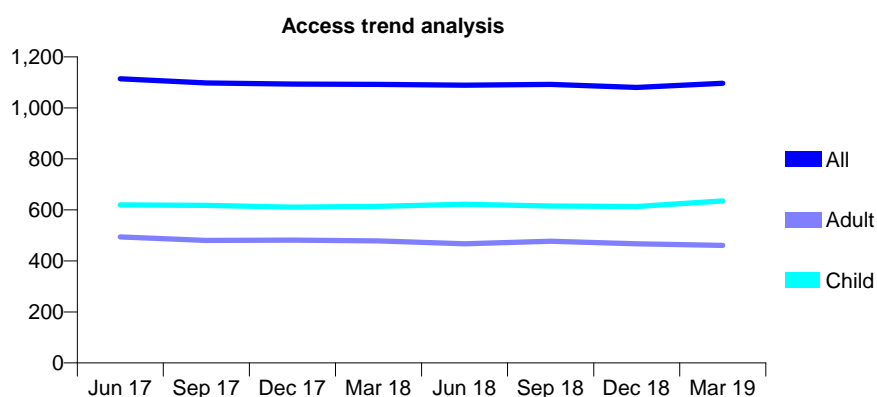
Q56 - Vital Signs At a Glance Contract Report for 676934/0001 - March 2019

Name or company name	Station House Dental Surgery
Contract type name	GDS Contract
Purpose of contract	General
Contract start date	01/04/2006
Contract end date	

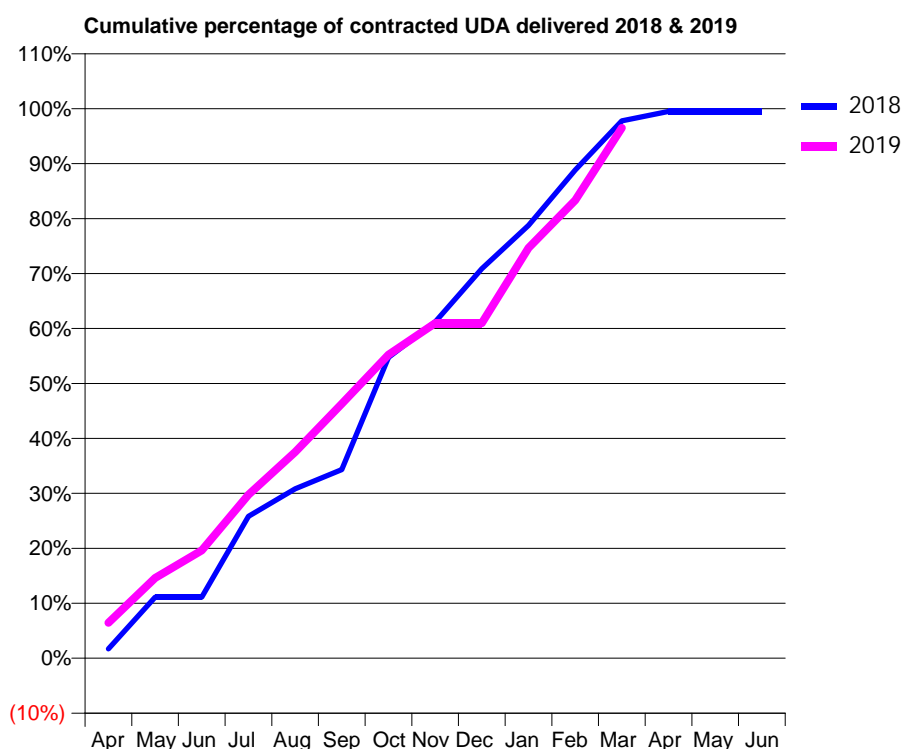
18/19 Contracted general activity (UDA)	3,336
Carry forward general activity (UDA)	17
18/19 Contracted orthodontic activity (UOA)	0
Carry forward orthodontic activity (UOA)	0
Baseline contract value	£78,491.92

ACCESS*

Patients seen in 24 months	Total	Change since previous quarter
Quarter ending March 2018	1,092	
Quarter ending June 2018	1,089	→
Quarter ending September 2018	1,092	→
Quarter ending December 2018	1,080	↓
Quarter ending March 2019	1,096	→
Variance since March 2018	0.4%	→



ACTIVITY



Month	2018	2019
April	57	216
May	371	488
June	371	654
July	862	992
August	1,029	1,252
September	1,145	1,544
October	1,826	1,842
November	2,041	2,034
December	2,364	2,034
January	2,628	2,490
February	2,963	2,781
March	3,262	3,219
April	3,319	
May	3,319	
June	3,319	

QUALITY

	Quantity	Base Number	Contract	AT	Region	England
% of FP17s for the same patient ID Re-attending within 3 months - Children	108	1,050	10.3%	10.7%	11.5%	11.8%
% of FP17s for the same patient ID Re-attending within 3 months - Adults	110	558	19.7%	14.1%	15.2%	15.7%
% of FP17s for the same patient ID Re-attending between 3 & 9 months - Children	695	1,050	66.2%	60.1%	60.2%	58.9%
% of FP17s for the same patient ID Re-attending between 3 & 9 months - Adults	319	558	57.2%	49.2%	51.8%	50.8%
% of FP17s for Band 1 Urgent Courses	69	1,588	4.3%	9.2%	8.1%	9.1%
% of FP17s Relating to Free Repair or Replacements	0	1,588	0.0%	0.7%	0.8%	0.8%
% of FP17s Relating to Continuations	0	1,588	0.0%	1.0%	0.9%	0.9%
% of Patients satisfied with the dentistry they have received	0	0	N/A	92.5%	92.7%	92.5%
% of Patients satisfied with the time they had to wait for an appointment	0	0	N/A	85.3%	87.4%	87.0%

* This is based on patients treated on this contract for their most recent course of treatment.

Figures in italics indicate the base number of FP17s or Patient Questionnaire responses are less than 100. N/A is shown where the base number of responses is less than 10 during the period. % is calculated as Quantity/Base number*100

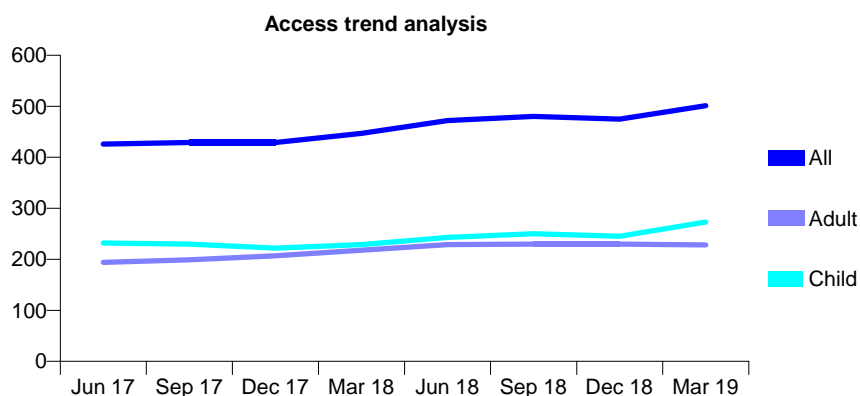
Q56 - Vital Signs At a Glance Contract Report for 729159/0001 - March 2019

Name or company name	MRS AM RAE
Contract type name	GDS Contract
Purpose of contract	General and Orthodontic
Contract start date	01/04/2006
Contract end date	

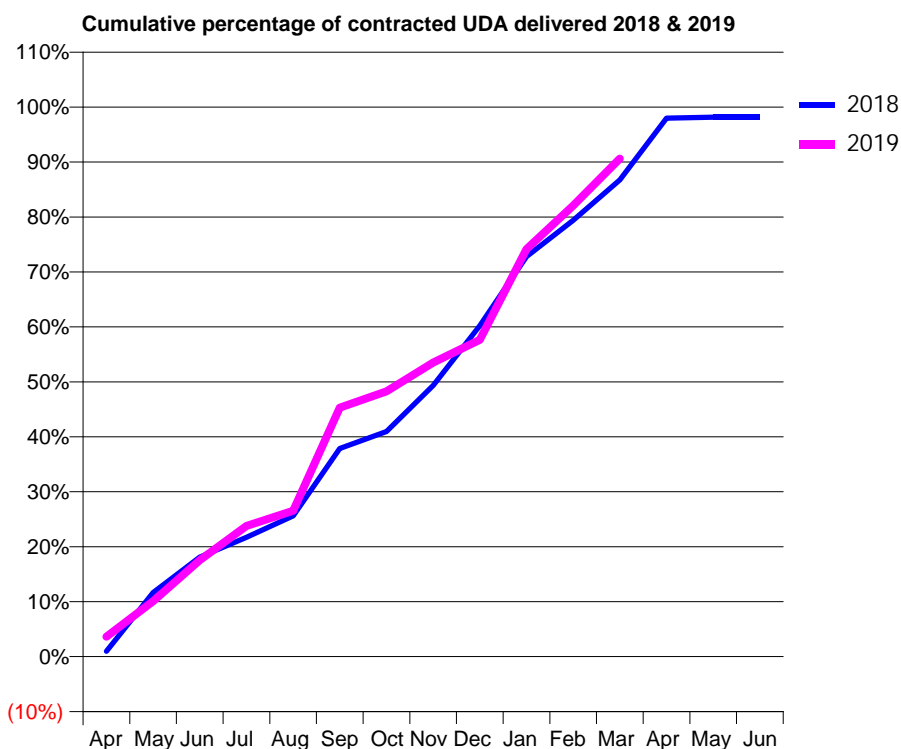
18/19 Contracted general activity (UDA)	612
Carry forward general activity (UDA)	11
18/19 Contracted orthodontic activity (UOA)	709
Carry forward orthodontic activity (UOA)	-8
Baseline contract value	£62,226.54

ACCESS*

Patients seen in 24 months	Total	Change since previous quarter
Quarter ending March 2018	447	
Quarter ending June 2018	472	↑
Quarter ending September 2018	480	→
Quarter ending December 2018	475	↓
Quarter ending March 2019	501	↑
Variance since March 2018	12.1%	↑



ACTIVITY



Month	Adjusted Scheduled Activity (UDA)	
	2018	2019
April	6	22
May	71	62
June	111	107
July	133	146
August	157	163
September	232	277
October	251	295
November	302	328
December	369	353
January	445	454
February	486	502
March	531	555
April	600	
May	601	
June	601	

QUALITY

	Quantity	Base Number	Contract	AT	Region	England
% of FP17s for the same patient ID Re-attending within 3 months - Children	16	411	3.9%	10.7%	11.5%	11.8%
% of FP17s for the same patient ID Re-attending within 3 months - Adults	5	180	2.8%	14.1%	15.2%	15.7%
% of FP17s for the same patient ID Re-attending between 3 & 9 months - Children	144	411	35.0%	60.1%	60.2%	58.9%
% of FP17s for the same patient ID Re-attending between 3 & 9 months - Adults	64	180	35.6%	49.2%	51.8%	50.8%
% of FP17s for Band 1 Urgent Courses	23	427	5.4%	9.2%	8.1%	9.1%
% of FP17s Relating to Free Repair or Replacements	0	427	0.0%	0.7%	0.8%	0.8%
% of FP17s Relating to Continuations	0	427	0.0%	1.0%	0.9%	0.9%
% of Patients satisfied with the dentistry they have received	0	0	N/A	92.5%	92.7%	92.5%
% of Patients satisfied with the time they had to wait for an appointment	0	0	N/A	85.3%	87.4%	87.0%

* This is based on patients treated on this contract for their most recent course of treatment. Figures in italics indicate the base number of FP17s or Patient Questionnaire responses are less than 100. N/A is shown where the base number of responses is less than 10 during the period. % is calculated as Quantity/Base number*100

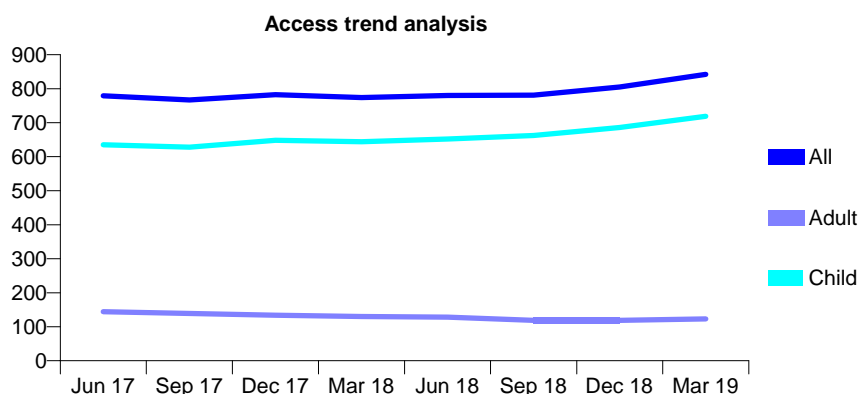
Q56 - Vital Signs At a Glance Contract Report for 731692/0001 - March 2019

Name or company name	MR MC ACKERMAN
Contract type name	GDS Contract
Purpose of contract	General
Contract start date	01/04/2006
Contract end date	

18/19 Contracted general activity (UDA)	1,721
Carry forward general activity (UDA)	0
18/19 Contracted orthodontic activity (UOA)	0
Carry forward orthodontic activity (UOA)	0
Baseline contract value	£36,573.20

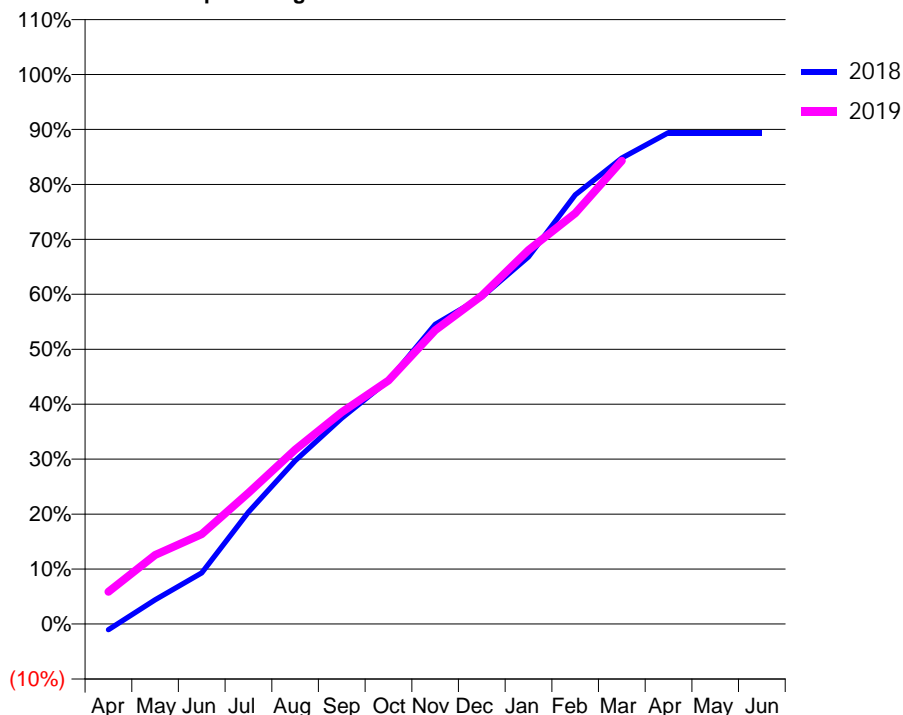
ACCESS*

Patients seen in 24 months	Total	Change since previous quarter
Quarter ending March 2018	774	
Quarter ending June 2018	780	→
Quarter ending September 2018	781	→
Quarter ending December 2018	805	↑
Quarter ending March 2019	842	↑
Variance since March 2018	8.8%	↑



ACTIVITY

Cumulative percentage of contracted UDA delivered 2018 & 2019



Month	Adjusted Scheduled Activity (UDA)	
	2018	2019
April	-18	101
May	76	216
June	160	282
July	350	411
August	512	546
September	645	664
October	763	762
November	939	920
December	1,024	1,028
January	1,150	1,171
February	1,344	1,286
March	1,460	1,451
April	1,539	
May	1,539	
June	1,539	

QUALITY

	Quantity	Base Number	Contract	AT	Region	England
% of FP17s for the same patient ID Re-attending within 3 months - Children	64	1,153	5.6%	10.7%	11.5%	11.8%
% of FP17s for the same patient ID Re-attending within 3 months - Adults	7	99	7.1%	14.1%	15.2%	15.7%
% of FP17s for the same patient ID Re-attending between 3 & 9 months - Children	796	1,153	69.0%	60.1%	60.2%	58.9%
% of FP17s for the same patient ID Re-attending between 3 & 9 months - Adults	73	99	73.7%	49.2%	51.8%	50.8%
% of FP17s for Band 1 Urgent Courses	38	1,186	3.2%	9.2%	8.1%	9.1%
% of FP17s Relating to Free Repair or Replacements	0	1,186	0.0%	0.7%	0.8%	0.8%
% of FP17s Relating to Continuations	0	1,186	0.0%	1.0%	0.9%	0.9%
% of Patients satisfied with the dentistry they have received	0	0	N/A	92.5%	92.7%	92.5%
% of Patients satisfied with the time they had to wait for an appointment	0	0	N/A	85.3%	87.4%	87.0%

* This is based on patients treated on this contract for their most recent course of treatment. Figures in italics indicate the base number of FP17s or Patient Questionnaire responses are less than 100. N/A is shown where the base number of responses is less than 10 during the period. % is calculated as Quantity/Base number*100

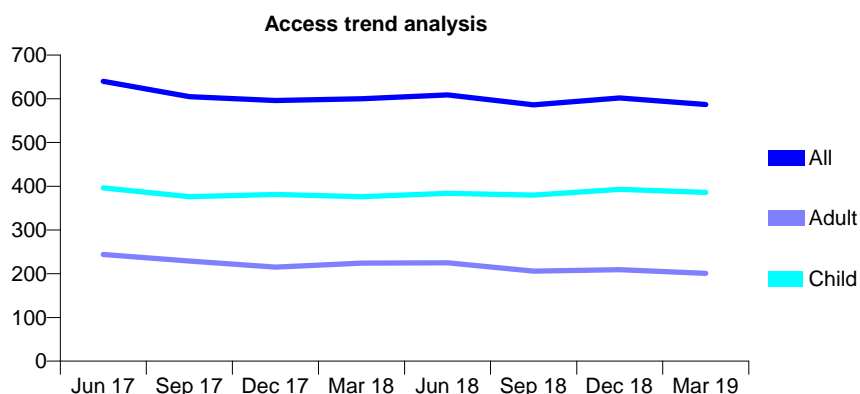
Q56 - Vital Signs At a Glance Contract Report for 732184/0001 - March 2019

Name or company name	Mr T Mullan
Contract type name	GDS Contract
Purpose of contract	General
Contract start date	01/04/2006
Contract end date	

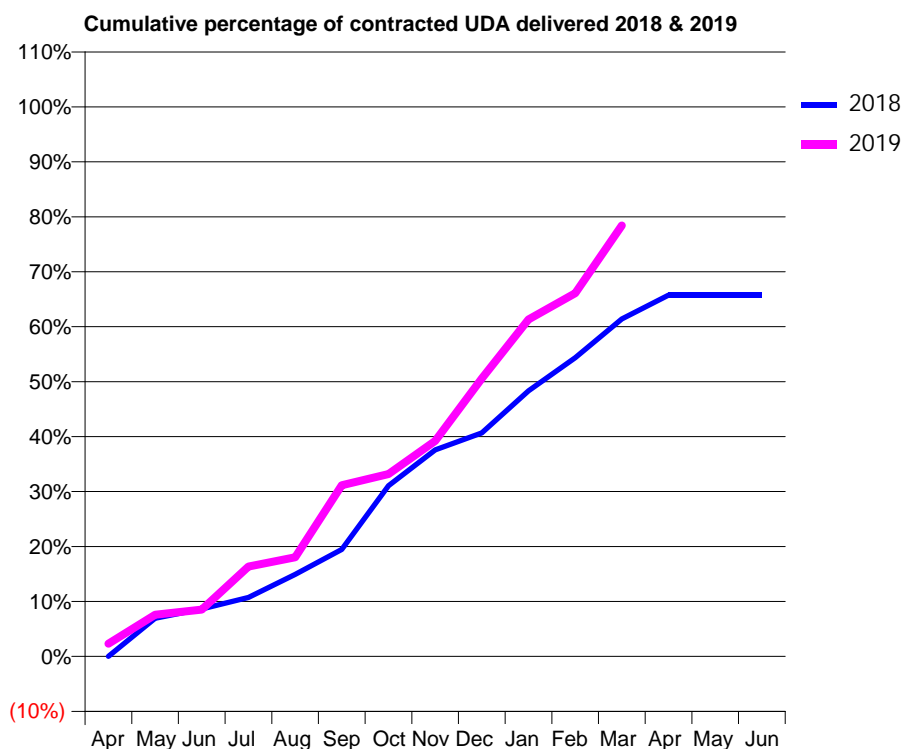
18/19 Contracted general activity (UDA)	950
Carry forward general activity (UDA)	0
18/19 Contracted orthodontic activity (UOA)	0
Carry forward orthodontic activity (UOA)	0
Baseline contract value	£25,660.46

ACCESS*

Patients seen in 24 months	Total	Change since previous quarter
Quarter ending March 2018	600	
Quarter ending June 2018	609	→
Quarter ending September 2018	586	↓
Quarter ending December 2018	602	↑
Quarter ending March 2019	587	↓
Variance since March 2018	(2.2%)	↓



ACTIVITY



Month	Adjusted Scheduled Activity (UDA)	
	2018	2019
April	0	22
May	66	72
June	82	81
July	102	155
August	142	171
September	185	296
October	295	315
November	357	372
December	386	480
January	459	582
February	516	628
March	583	745
April	625	
May	625	
June	625	

QUALITY

	Quantity	Base Number	Contract	AT	Region	England
% of FP17s for the same patient ID Re-attending within 3 months - Children	21	476	4.4%	10.7%	11.5%	11.8%
% of FP17s for the same patient ID Re-attending within 3 months - Adults	1	144	0.7%	14.1%	15.2%	15.7%
% of FP17s for the same patient ID Re-attending between 3 & 9 months - Children	203	476	42.6%	60.1%	60.2%	58.9%
% of FP17s for the same patient ID Re-attending between 3 & 9 months - Adults	42	144	29.2%	49.2%	51.8%	50.8%
% of FP17s for Band 1 Urgent Courses	10	586	1.7%	9.2%	8.1%	9.1%
% of FP17s Relating to Free Repair or Replacements	0	586	0.0%	0.7%	0.8%	0.8%
% of FP17s Relating to Continuations	0	586	0.0%	1.0%	0.9%	0.9%
% of Patients satisfied with the dentistry they have received	0	0	N/A	92.5%	92.7%	92.5%
% of Patients satisfied with the time they had to wait for an appointment	0	0	N/A	85.3%	87.4%	87.0%

* This is based on patients treated on this contract for their most recent course of treatment. Figures in italics indicate the base number of FP17s or Patient Questionnaire responses are less than 100. N/A is shown where the base number of responses is less than 10 during the period. % is calculated as Quantity/Base number*100

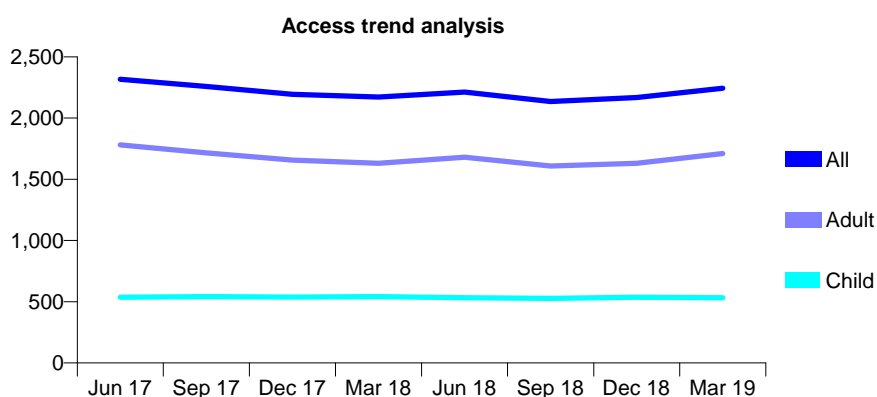
Q56 - Vital Signs At a Glance Contract Report for 732524/0001 - March 2019

Name or company name	MR PG MULLINS
Contract type name	GDS Contract
Purpose of contract	General
Contract start date	01/04/2006
Contract end date	

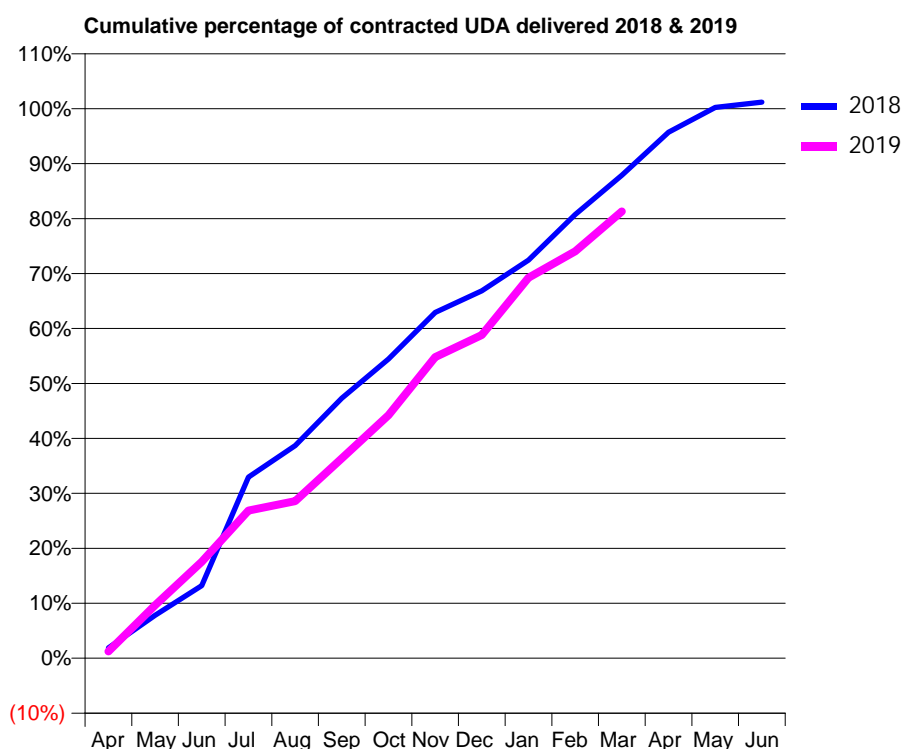
18/19 Contracted general activity (UDA)	5,240
Carry forward general activity (UDA)	-62
18/19 Contracted orthodontic activity (UOA)	0
Carry forward orthodontic activity (UOA)	0
Baseline contract value	£172,489.76

ACCESS*

Patients seen in 24 months	Total	Change since previous quarter
Quarter ending March 2018	2,172	
Quarter ending June 2018	2,213	→
Quarter ending September 2018	2,136	↓
Quarter ending December 2018	2,168	→
Quarter ending March 2019	2,244	↑
Variance since March 2018	3.3%	↑



ACTIVITY



Month	2018	2019
April	99	65
May	410	506
June	692	920
July	1,727	1,408
August	2,028	1,498
September	2,479	1,906
October	2,852	2,318
November	3,297	2,870
December	3,502	3,081
January	3,796	3,628
February	4,231	3,880
March	4,606	4,259
April	5,015	
May	5,251	
June	5,302	

QUALITY

	Quantity	Base Number	Contract	AT	Region	England
% of FP17s for the same patient ID Re-attending within 3 months - Children	43	877	4.9%	10.7%	11.5%	11.8%
% of FP17s for the same patient ID Re-attending within 3 months - Adults	652	2,241	29.1%	14.1%	15.2%	15.7%
% of FP17s for the same patient ID Re-attending between 3 & 9 months - Children	661	877	75.4%	60.1%	60.2%	58.9%
% of FP17s for the same patient ID Re-attending between 3 & 9 months - Adults	725	2,241	32.4%	49.2%	51.8%	50.8%
% of FP17s for Band 1 Urgent Courses	327	2,720	12.0%	9.2%	8.1%	9.1%
% of FP17s Relating to Free Repair or Replacements	22	2,720	0.8%	0.7%	0.8%	0.8%
% of FP17s Relating to Continuations	7	2,720	0.3%	1.0%	0.9%	0.9%
% of Patients satisfied with the dentistry they have received	2	3	N/A	92.5%	92.7%	92.5%
% of Patients satisfied with the time they had to wait for an appointment	2	3	N/A	85.3%	87.4%	87.0%

* This is based on patients treated on this contract for their most recent course of treatment.

Figures in italics indicate the base number of FP17s or Patient Questionnaire responses are less than 100. N/A is shown where the base number of responses is less than 10 during the period. % is calculated as Quantity/Base number*100

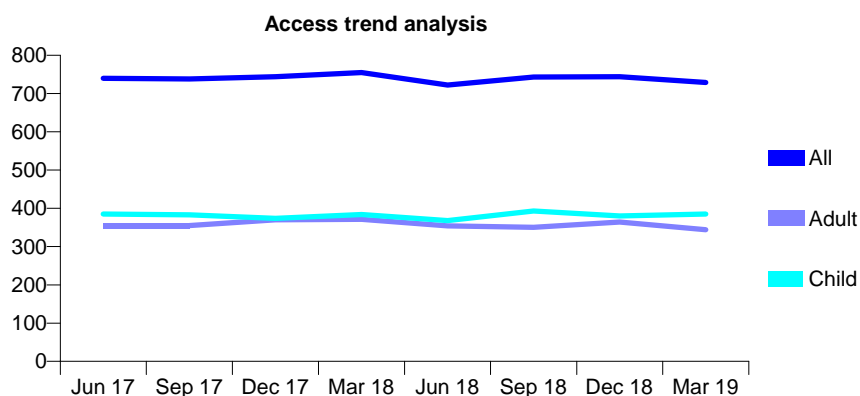
Q56 - Vital Signs At a Glance Contract Report for 736619/0001 - March 2019

Name or company name	MR DB BUCHANAN
Contract type name	PDS Contract
Purpose of contract	General and Orthodontic
Contract start date	01/08/2010
Contract end date	31/03/2019

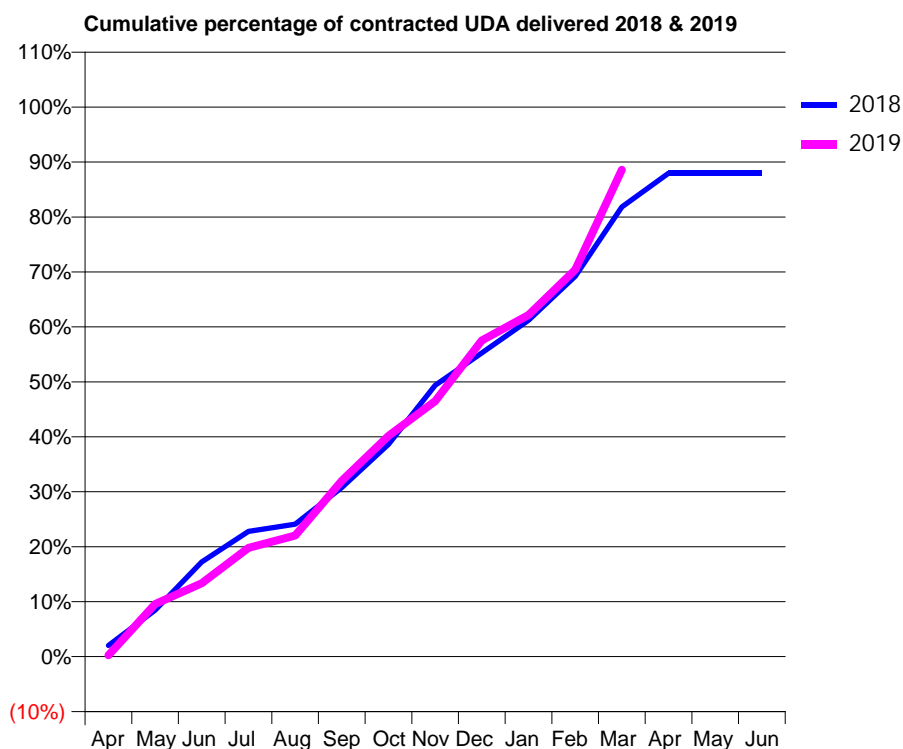
18/19 Contracted general activity (UDA)	1,628
Carry forward general activity (UDA)	0
18/19 Contracted orthodontic activity (UOA)	1,257
Carry forward orthodontic activity (UOA)	-21
Baseline contract value	£129,699.68

ACCESS*

Patients seen in 24 months	Total	Change since previous quarter
Quarter ending March 2018	755	
Quarter ending June 2018	722	↓
Quarter ending September 2018	743	↑
Quarter ending December 2018	744	→
Quarter ending March 2019	729	↓
Variance since March 2018	(3.4%)	↓



ACTIVITY



Month	Adjusted Scheduled Activity (UDA)	
	2018	2019
April	33	4
May	138	156
June	280	217
July	371	322
August	392	358
September	501	521
October	629	654
November	804	757
December	900	937
January	996	1,012
February	1,127	1,146
March	1,332	1,442
April	1,432	
May	1,432	
June	1,432	

QUALITY

	Quantity	Base Number	Contract	AT	Region	England
% of FP17s for the same patient ID Re-attending within 3 months - Children	61	685	8.9%	10.7%	11.5%	11.8%
% of FP17s for the same patient ID Re-attending within 3 months - Adults	22	287	7.7%	14.1%	15.2%	15.7%
% of FP17s for the same patient ID Re-attending between 3 & 9 months - Children	359	685	52.4%	60.1%	60.2%	58.9%
% of FP17s for the same patient ID Re-attending between 3 & 9 months - Adults	95	287	33.1%	49.2%	51.8%	50.8%
% of FP17s for Band 1 Urgent Courses	53	840	6.3%	9.2%	8.1%	9.1%
% of FP17s Relating to Free Repair or Replacements	2	840	0.2%	0.7%	0.8%	0.8%
% of FP17s Relating to Continuations	18	840	2.1%	1.0%	0.9%	0.9%
% of Patients satisfied with the dentistry they have received	0	0	N/A	92.5%	92.7%	92.5%
% of Patients satisfied with the time they had to wait for an appointment	0	0	N/A	85.3%	87.4%	87.0%

* This is based on patients treated on this contract for their most recent course of treatment. Figures in italics indicate the base number of FP17s or Patient Questionnaire responses are less than 100. N/A is shown where the base number of responses is less than 10 during the period. % is calculated as Quantity/Base number*100

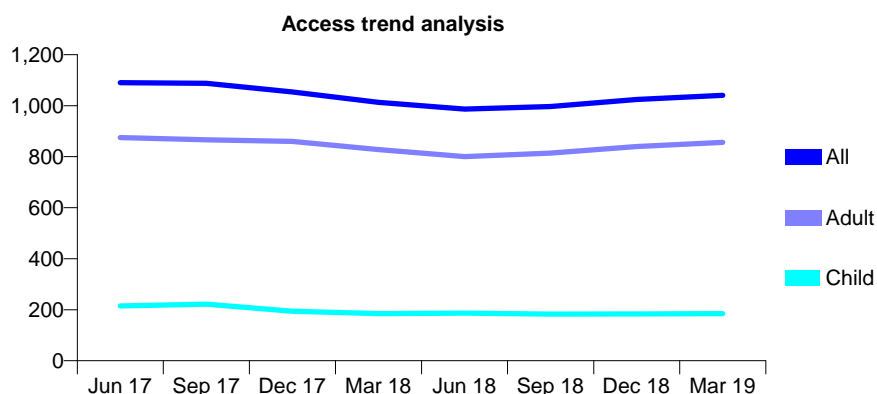
Q56 - Vital Signs At a Glance Contract Report for 740233/0001 - March 2019

Name or company name	MR ML CROWE
Contract type name	GDS Contract
Purpose of contract	General
Contract start date	01/04/2006
Contract end date	

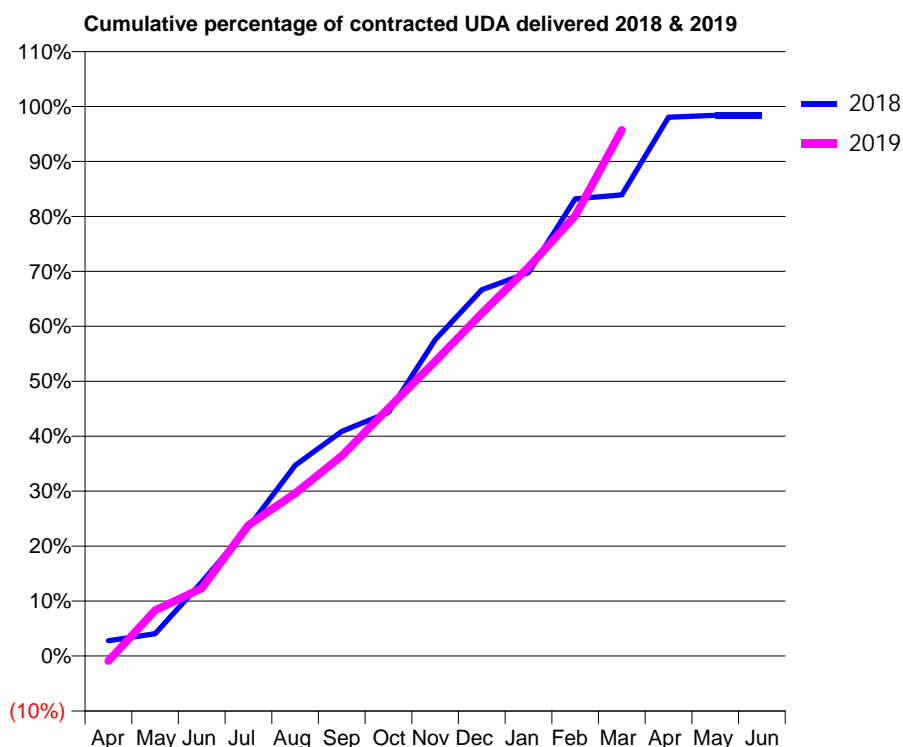
18/19 Contracted general activity (UDA)	3,547
Carry forward general activity (UDA)	57
18/19 Contracted orthodontic activity (UOA)	0
Carry forward orthodontic activity (UOA)	0
Baseline contract value	£90,442.06

ACCESS*

Patients seen in 24 months	Total	Change since previous quarter
Quarter ending March 2018	1,013	
Quarter ending June 2018	987	↓
Quarter ending September 2018	997	→
Quarter ending December 2018	1,024	↑
Quarter ending March 2019	1,041	→
Variance since March 2018	2.8%	↑



ACTIVITY



Month	Adjusted Scheduled Activity (UDA)	
	2018	2019
April	99	-32
May	145	295
June	477	437
July	831	845
August	1,231	1,049
September	1,450	1,292
October	1,573	1,599
November	2,041	1,902
December	2,364	2,212
January	2,475	2,509
February	2,951	2,841
March	2,976	3,395
April	3,478	
May	3,490	
June	3,490	

QUALITY

	Quantity	Base Number	Contract	AT	Region	England
% of FP17s for the same patient ID Re-attending within 3 months - Children	5	226	2.2%	10.7%	11.5%	11.8%
% of FP17s for the same patient ID Re-attending within 3 months - Adults	55	858	6.4%	14.1%	15.2%	15.7%
% of FP17s for the same patient ID Re-attending between 3 & 9 months - Children	51	226	22.6%	60.1%	60.2%	58.9%
% of FP17s for the same patient ID Re-attending between 3 & 9 months - Adults	154	858	17.9%	49.2%	51.8%	50.8%
% of FP17s for Band 1 Urgent Courses	181	953	19.0%	9.2%	8.1%	9.1%
% of FP17s Relating to Free Repair or Replacements	0	953	0.0%	0.7%	0.8%	0.8%
% of FP17s Relating to Continuations	0	953	0.0%	1.0%	0.9%	0.9%
% of Patients satisfied with the dentistry they have received	2	2	N/A	92.5%	92.7%	92.5%
% of Patients satisfied with the time they had to wait for an appointment	1	2	N/A	85.3%	87.4%	87.0%

* This is based on patients treated on this contract for their most recent course of treatment. Figures in italics indicate the base number of FP17s or Patient Questionnaire responses are less than 100. N/A is shown where the base number of responses is less than 10 during the period. % is calculated as Quantity/Base number*100

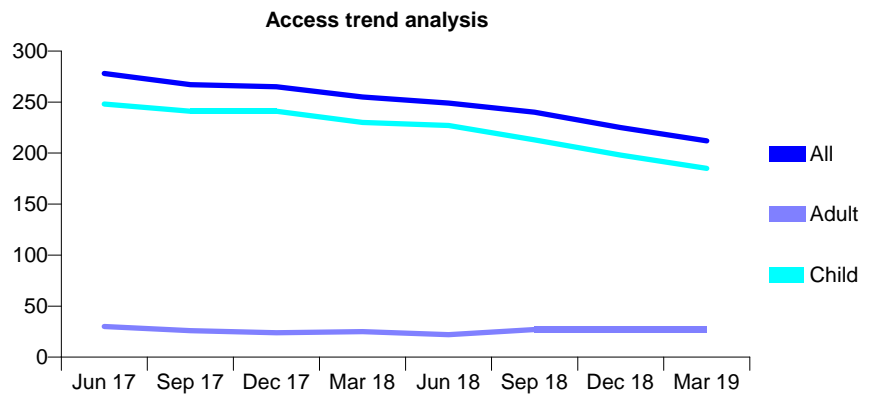
Q56 - Vital Signs At a Glance Contract Report for 740985/0001 - March 2019

Name or company name	MR B WILKINSON
Contract type name	GDS Contract
Purpose of contract	General
Contract start date	01/04/2006
Contract end date	

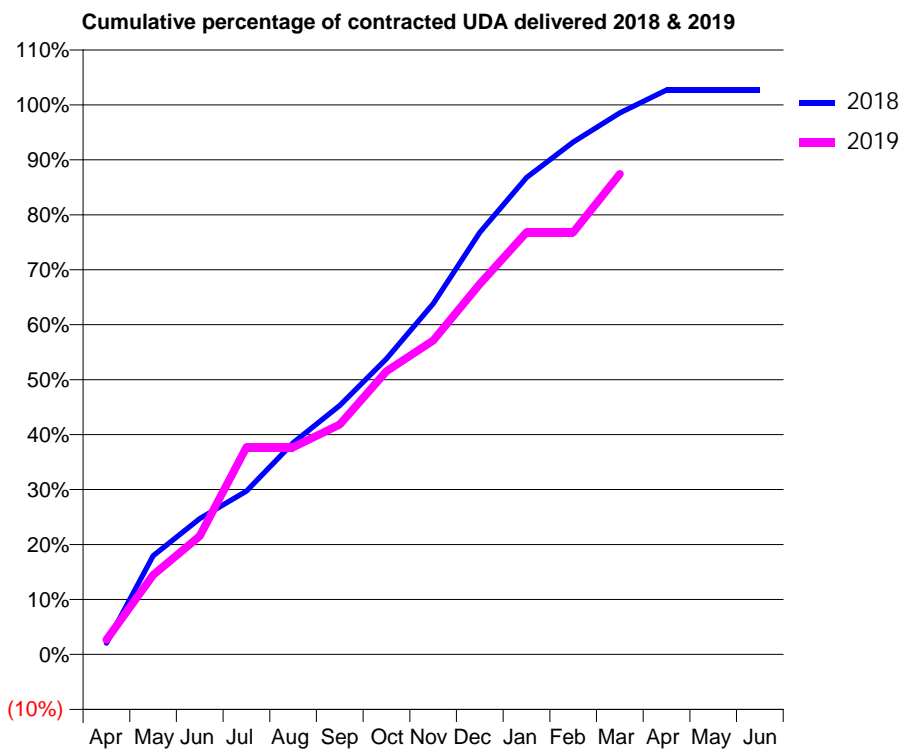
18/19 Contracted general activity (UDA)	340
Carry forward general activity (UDA)	-7
18/19 Contracted orthodontic activity (UOA)	0
Carry forward orthodontic activity (UOA)	0
Baseline contract value	£7,742.00

ACCESS*

Patients seen in 24 months	Total	Change since previous quarter
Quarter ending March 2018	255	
Quarter ending June 2018	249	↓
Quarter ending September 2018	240	↓
Quarter ending December 2018	225	↓
Quarter ending March 2019	212	↓
Variance since March 2018	(16.9%)	↓



ACTIVITY



Month	Adjusted Scheduled Activity (UDA)	
	2018	2019
April	7	9
May	61	49
June	84	73
July	101	128
August	131	128
September	154	142
October	183	175
November	217	194
December	261	229
January	295	261
February	317	261
March	335	297
April	349	
May	349	
June	349	

QUALITY

	Quantity	Base Number	Contract	AT	Region	England
% of FP17s for the same patient ID Re-attending within 3 months - Children	11	266	4.1%	10.7%	11.5%	11.8%
% of FP17s for the same patient ID Re-attending within 3 months - Adults	2	6	33.3%	14.1%	15.2%	15.7%
% of FP17s for the same patient ID Re-attending between 3 & 9 months - Children	175	266	65.8%	60.1%	60.2%	58.9%
% of FP17s for the same patient ID Re-attending between 3 & 9 months - Adults	3	6	50.0%	49.2%	51.8%	50.8%
% of FP17s for Band 1 Urgent Courses	1	258	0.4%	9.2%	8.1%	9.1%
% of FP17s Relating to Free Repair or Replacements	0	258	0.0%	0.7%	0.8%	0.8%
% of FP17s Relating to Continuations	0	258	0.0%	1.0%	0.9%	0.9%
% of Patients satisfied with the dentistry they have received	0	0	N/A	92.5%	92.7%	92.5%
% of Patients satisfied with the time they had to wait for an appointment	0	0	N/A	85.3%	87.4%	87.0%

* This is based on patients treated on this contract for their most recent course of treatment. Figures in italics indicate the base number of FP17s or Patient Questionnaire responses are less than 100. N/A is shown where the base number of responses is less than 10 during the period. % is calculated as Quantity/Base number*100

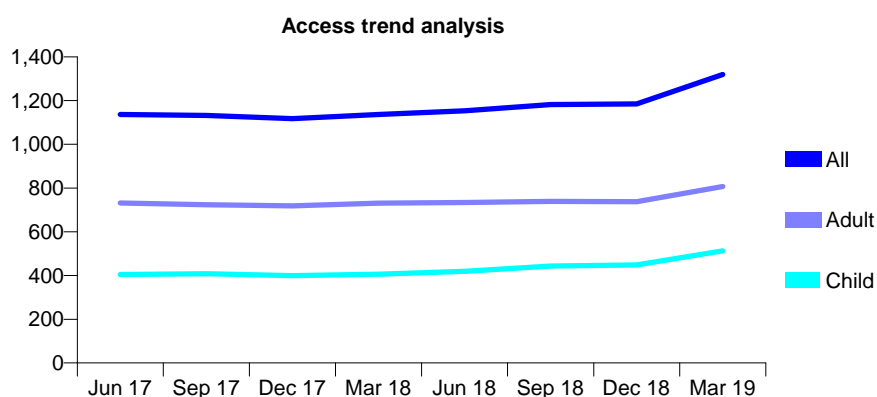
Q56 - Vital Signs At a Glance Contract Report for 741965/0001 - March 2019

Name or company name	Mr S Elphick and Mr V Patnam
Contract type name	GDS Contract
Purpose of contract	General
Contract start date	01/04/2006
Contract end date	

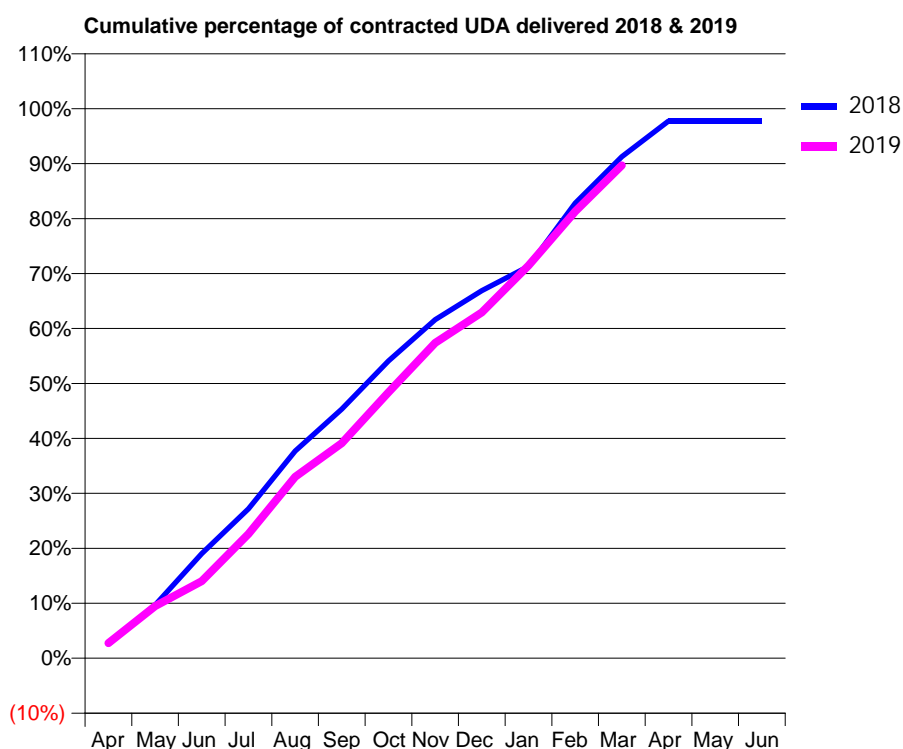
18/19 Contracted general activity (UDA)	3,000
Carry forward general activity (UDA)	68
18/19 Contracted orthodontic activity (UOA)	0
Carry forward orthodontic activity (UOA)	0
Baseline contract value	£69,902.26

ACCESS*

Patients seen in 24 months	Total	Change since previous quarter
Quarter ending March 2018	1,137	
Quarter ending June 2018	1,153	→
Quarter ending September 2018	1,182	↑
Quarter ending December 2018	1,185	→
Quarter ending March 2019	1,320	↑
Variance since March 2018	16.1%	↑



ACTIVITY



Month	2018	2019
April	77	83
May	291	284
June	571	421
July	816	679
August	1,131	991
September	1,360	1,174
October	1,623	1,451
November	1,848	1,721
December	2,006	1,887
January	2,139	2,144
February	2,484	2,439
March	2,737	2,691
April	2,932	
May	2,932	
June	2,932	

QUALITY

	Quantity	Base Number	Contract	AT	Region	England
% of FP17s for the same patient ID Re-attending within 3 months - Children	37	743	5.0%	10.7%	11.5%	11.8%
% of FP17s for the same patient ID Re-attending within 3 months - Adults	146	1,102	13.2%	14.1%	15.2%	15.7%
% of FP17s for the same patient ID Re-attending between 3 & 9 months - Children	422	743	56.8%	60.1%	60.2%	58.9%
% of FP17s for the same patient ID Re-attending between 3 & 9 months - Adults	712	1,102	64.6%	49.2%	51.8%	50.8%
% of FP17s for Band 1 Urgent Courses	112	1,751	6.4%	9.2%	8.1%	9.1%
% of FP17s Relating to Free Repair or Replacements	0	1,751	0.0%	0.7%	0.8%	0.8%
% of FP17s Relating to Continuations	16	1,751	0.9%	1.0%	0.9%	0.9%
% of Patients satisfied with the dentistry they have received	0	0	N/A	92.5%	92.7%	92.5%
% of Patients satisfied with the time they had to wait for an appointment	0	0	N/A	85.3%	87.4%	87.0%

* This is based on patients treated on this contract for their most recent course of treatment. Figures in italics indicate the base number of FP17s or Patient Questionnaire responses are less than 100. N/A is shown where the base number of responses is less than 10 during the period. % is calculated as Quantity/Base number*100

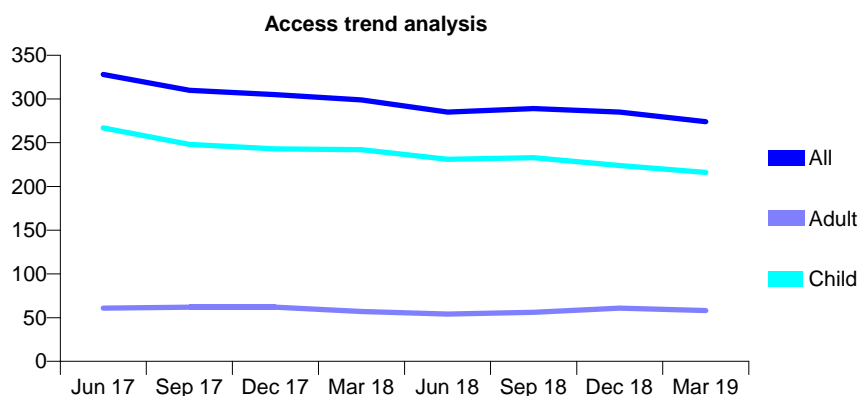
Q56 - Vital Signs At a Glance Contract Report for 749885/0001 - March 2019

Name or company name	MR CN TAYLOR
Contract type name	GDS Contract
Purpose of contract	General
Contract start date	01/04/2006
Contract end date	

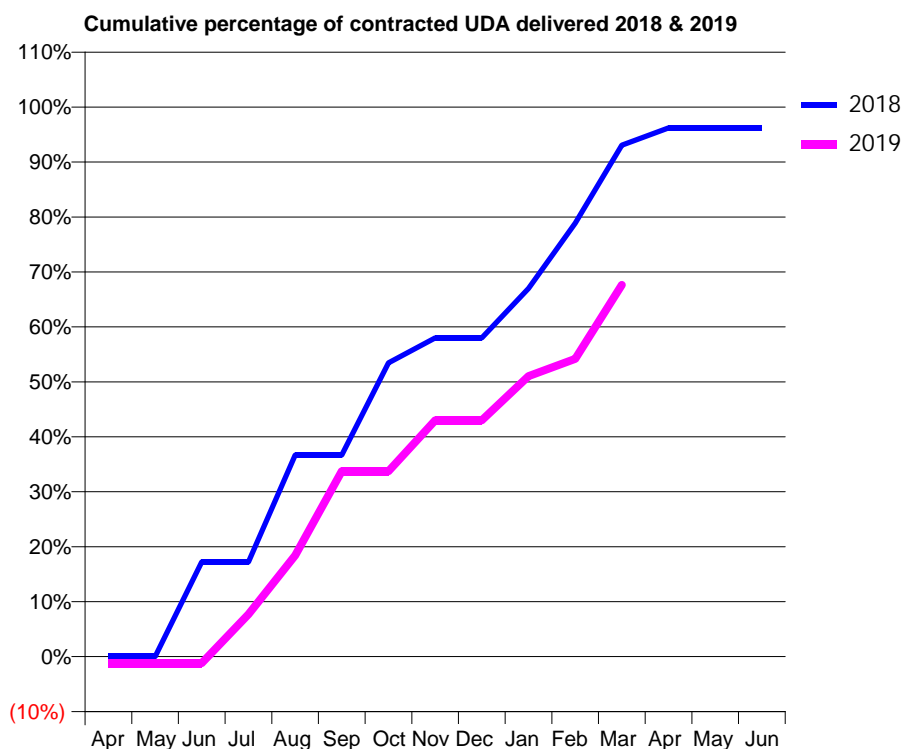
18/19 Contracted general activity (UDA)	550
Carry forward general activity (UDA)	21
18/19 Contracted orthodontic activity (UOA)	0
Carry forward orthodontic activity (UOA)	0
Baseline contract value	£16,104.07

ACCESS*

Patients seen in 24 months	Total	Change since previous quarter
Quarter ending March 2018	299	
Quarter ending June 2018	285	↓
Quarter ending September 2018	289	→
Quarter ending December 2018	285	↓
Quarter ending March 2019	274	↓
Variance since March 2018	(8.4%)	↓



ACTIVITY



Month	Adjusted Scheduled Activity (UDA)	
	2018	2019
April	0	-7
May	0	-7
June	95	-7
July	95	42
August	202	101
September	202	186
October	294	186
November	319	237
December	319	237
January	368	281
February	434	298
March	512	372
April	529	
May	529	
June	529	

QUALITY

	Quantity	Base Number	Contract	AT	Region	England
% of FP17s for the same patient ID Re-attending within 3 months - Children	24	391	6.1%	10.7%	11.5%	11.8%
% of FP17s for the same patient ID Re-attending within 3 months - Adults	0	28	0.0%	14.1%	15.2%	15.7%
% of FP17s for the same patient ID Re-attending between 3 & 9 months - Children	301	391	77.0%	60.1%	60.2%	58.9%
% of FP17s for the same patient ID Re-attending between 3 & 9 months - Adults	22	28	78.6%	49.2%	51.8%	50.8%
% of FP17s for Band 1 Urgent Courses	8	404	2.0%	9.2%	8.1%	9.1%
% of FP17s Relating to Free Repair or Replacements	0	404	0.0%	0.7%	0.8%	0.8%
% of FP17s Relating to Continuations	0	404	0.0%	1.0%	0.9%	0.9%
% of Patients satisfied with the dentistry they have received	0	0	N/A	92.5%	92.7%	92.5%
% of Patients satisfied with the time they had to wait for an appointment	0	0	N/A	85.3%	87.4%	87.0%

* This is based on patients treated on this contract for their most recent course of treatment. Figures in italics indicate the base number of FP17s or Patient Questionnaire responses are less than 100. N/A is shown where the base number of responses is less than 10 during the period. % is calculated as Quantity/Base number*100

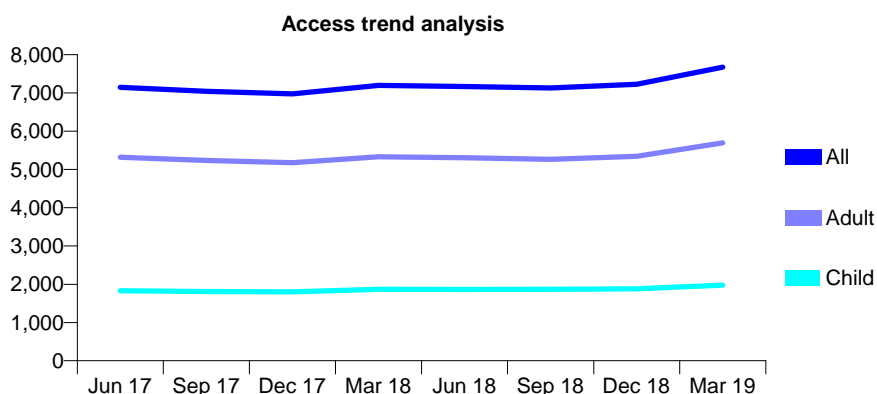
Q56 - Vital Signs At a Glance Contract Report for 754609/0001 - March 2019

Name or company name	MISS M DE VOS
Contract type name	GDS Contract
Purpose of contract	General
Contract start date	01/04/2006
Contract end date	

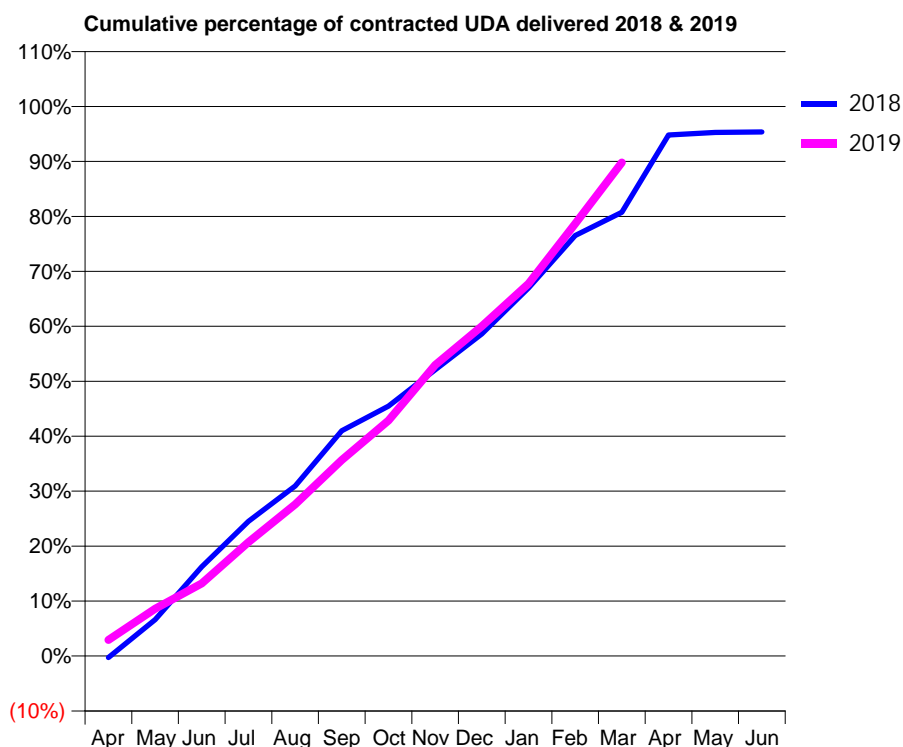
18/19 Contracted general activity (UDA)	18,640
Carry forward general activity (UDA)	0
18/19 Contracted orthodontic activity (UOA)	0
Carry forward orthodontic activity (UOA)	0
Baseline contract value	£513,970.05

ACCESS*

Patients seen in 24 months	Total	Change since previous quarter
Quarter ending March 2018	7,198	
Quarter ending June 2018	7,170	→
Quarter ending September 2018	7,132	→
Quarter ending December 2018	7,224	→
Quarter ending March 2019	7,673	↑
Variance since March 2018	6.6%	↑



ACTIVITY



Month	Adjusted Scheduled Activity (UDA)	
	2018	2019
April	-55	546
May	1,238	1,603
June	3,029	2,462
July	4,572	3,865
August	5,771	5,147
September	7,641	6,648
October	8,480	7,985
November	9,708	9,871
December	10,927	11,186
January	12,484	12,628
February	14,265	14,660
March	15,051	16,741
April	17,670	
May	17,760	
June	17,776	

QUALITY

	Quantity	Base Number	Contract	AT	Region	England
% of FP17s for the same patient ID Re-attending within 3 months - Children	205	3,252	6.3%	10.7%	11.5%	11.8%
% of FP17s for the same patient ID Re-attending within 3 months - Adults	1,124	8,666	13.0%	14.1%	15.2%	15.7%
% of FP17s for the same patient ID Re-attending between 3 & 9 months - Children	2,094	3,252	64.4%	60.1%	60.2%	58.9%
% of FP17s for the same patient ID Re-attending between 3 & 9 months - Adults	4,133	8,666	47.7%	49.2%	51.8%	50.8%
% of FP17s for Band 1 Urgent Courses	728	9,708	7.5%	9.2%	8.1%	9.1%
% of FP17s Relating to Free Repair or Replacements	118	9,708	1.2%	0.7%	0.8%	0.8%
% of FP17s Relating to Continuations	17	9,708	0.2%	1.0%	0.9%	0.9%
% of Patients satisfied with the dentistry they have received	3	3	N/A	92.5%	92.7%	92.5%
% of Patients satisfied with the time they had to wait for an appointment	3	3	N/A	85.3%	87.4%	87.0%

* This is based on patients treated on this contract for their most recent course of treatment. Figures in italics indicate the base number of FP17s or Patient Questionnaire responses are less than 100. N/A is shown where the base number of responses is less than 10 during the period. % is calculated as Quantity/Base number*100

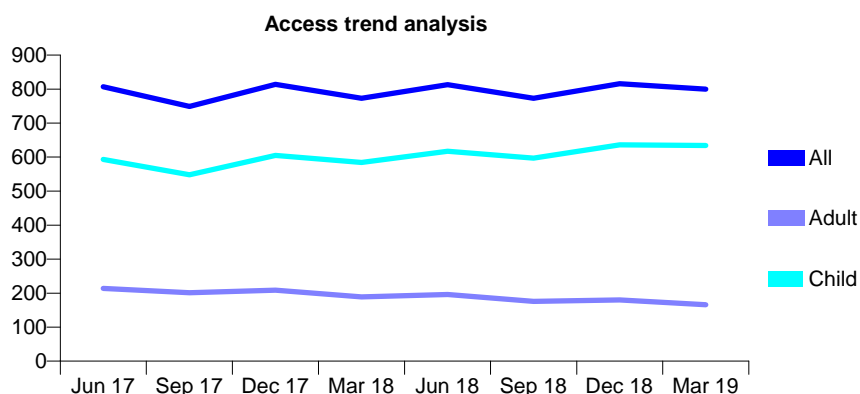
Q56 - Vital Signs At a Glance Contract Report for 761249/0001 - March 2019

Name or company name	MISS H NGUYEN
Contract type name	GDS Contract
Purpose of contract	General
Contract start date	01/04/2006
Contract end date	

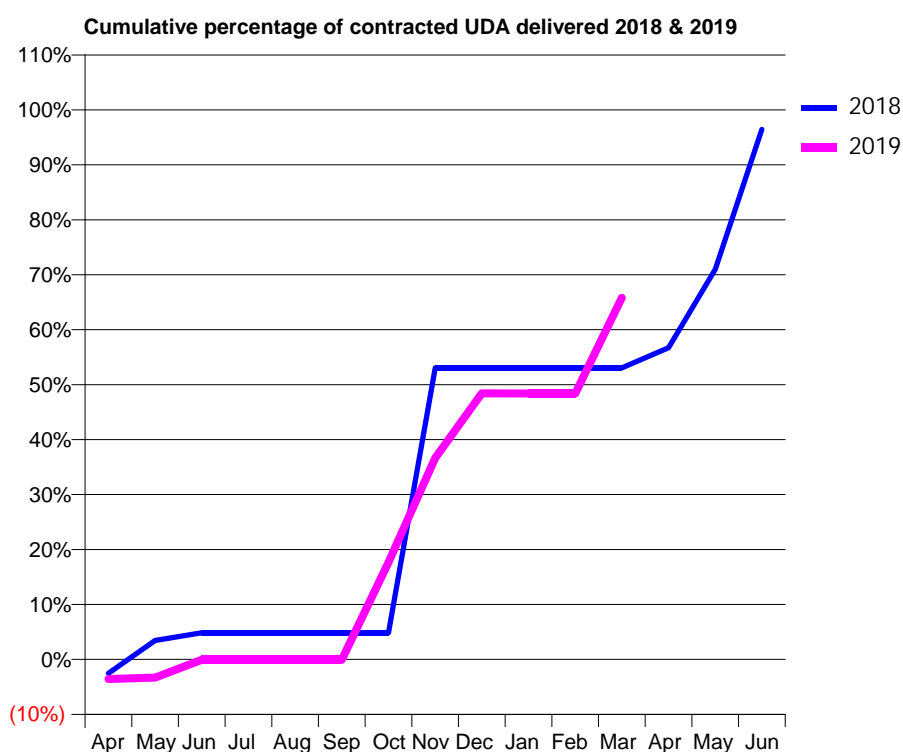
18/19 Contracted general activity (UDA)	2,042
Carry forward general activity (UDA)	73
18/19 Contracted orthodontic activity (UOA)	0
Carry forward orthodontic activity (UOA)	0
Baseline contract value	£83,532.68

ACCESS*

Patients seen in 24 months	Total	Change since previous quarter
Quarter ending March 2018	773	
Quarter ending June 2018	813	↑
Quarter ending September 2018	773	↓
Quarter ending December 2018	816	↑
Quarter ending March 2019	800	↓
Variance since March 2018	3.5%	↑



ACTIVITY



Month	2018	2019
April	-52	-73
May	71	-68
June	99	-2
July	99	-2
August	99	-2
September	99	-2
October	99	361
November	1,083	748
December	1,083	989
January	1,083	988
February	1,083	988
March	1,083	1,344
April	1,158	
May	1,450	
June	1,969	

QUALITY

	Quantity	Base Number	Contract	AT	Region	England
% of FP17s for the same patient ID Re-attending within 3 months - Children	98	1,153	8.5%	10.7%	11.5%	11.8%
% of FP17s for the same patient ID Re-attending within 3 months - Adults	52	269	19.3%	14.1%	15.2%	15.7%
% of FP17s for the same patient ID Re-attending between 3 & 9 months - Children	650	1,153	56.4%	60.1%	60.2%	58.9%
% of FP17s for the same patient ID Re-attending between 3 & 9 months - Adults	159	269	59.1%	49.2%	51.8%	50.8%
% of FP17s for Band 1 Urgent Courses	19	880	2.2%	9.2%	8.1%	9.1%
% of FP17s Relating to Free Repair or Replacements	0	880	0.0%	0.7%	0.8%	0.8%
% of FP17s Relating to Continuations	4	880	0.5%	1.0%	0.9%	0.9%
% of Patients satisfied with the dentistry they have received	1	1	N/A	92.5%	92.7%	92.5%
% of Patients satisfied with the time they had to wait for an appointment	1	1	N/A	85.3%	87.4%	87.0%

* This is based on patients treated on this contract for their most recent course of treatment. Figures in italics indicate the base number of FP17s or Patient Questionnaire responses are less than 100. N/A is shown where the base number of responses is less than 10 during the period. % is calculated as Quantity/Base number*100

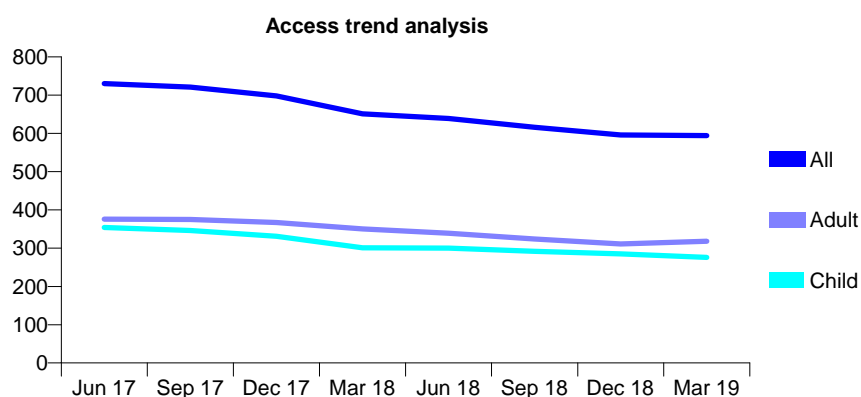
Q56 - Vital Signs At a Glance Contract Report for 762296/0001 - March 2019

Name or company name	MR BC TOCCA
Contract type name	GDS Contract
Purpose of contract	General
Contract start date	01/05/2007
Contract end date	

18/19 Contracted general activity (UDA)	2,102
Carry forward general activity (UDA)	0
18/19 Contracted orthodontic activity (UOA)	0
Carry forward orthodontic activity (UOA)	0
Baseline contract value	£46,218.13

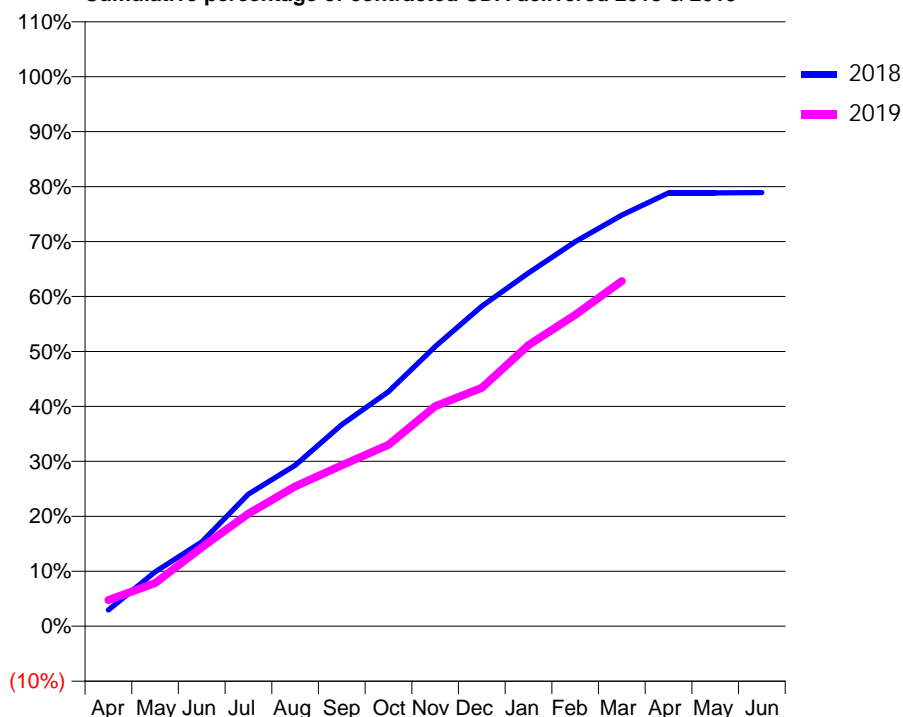
ACCESS*

Patients seen in 24 months	Total	Change since previous quarter
Quarter ending March 2018	651	
Quarter ending June 2018	639	↓
Quarter ending September 2018	616	↓
Quarter ending December 2018	596	↓
Quarter ending March 2019	594	→
Variance since March 2018	(8.8%)	↓



ACTIVITY

Cumulative percentage of contracted UDA delivered 2018 & 2019



Adjusted Scheduled Activity (UDA)

Month	2018	2019
April	62	100
May	208	165
June	322	302
July	505	431
August	615	535
September	771	615
October	897	694
November	1,070	841
December	1,224	912
January	1,352	1,076
February	1,471	1,191
March	1,573	1,320
April	1,657	
May	1,657	
June	1,658	

QUALITY

	Quantity	Base Number	Contract	AT	Region	England
% of FP17s for the same patient ID Re-attending within 3 months - Children	45	458	9.8%	10.7%	11.5%	11.8%
% of FP17s for the same patient ID Re-attending within 3 months - Adults	74	444	16.7%	14.1%	15.2%	15.7%
% of FP17s for the same patient ID Re-attending between 3 & 9 months - Children	311	458	67.9%	60.1%	60.2%	58.9%
% of FP17s for the same patient ID Re-attending between 3 & 9 months - Adults	227	444	51.1%	49.2%	51.8%	50.8%
% of FP17s for Band 1 Urgent Courses	111	864	12.8%	9.2%	8.1%	9.1%
% of FP17s Relating to Free Repair or Replacements	0	864	0.0%	0.7%	0.8%	0.8%
% of FP17s Relating to Continuations	3	864	0.3%	1.0%	0.9%	0.9%
% of Patients satisfied with the dentistry they have received	0	0	N/A	92.5%	92.7%	92.5%
% of Patients satisfied with the time they had to wait for an appointment	0	0	N/A	85.3%	87.4%	87.0%

* This is based on patients treated on this contract for their most recent course of treatment.

Figures in italics indicate the base number of FP17s or Patient Questionnaire responses are less than 100. N/A is shown where the base number of responses is less than 10 during the period. % is calculated as Quantity/Base number*100

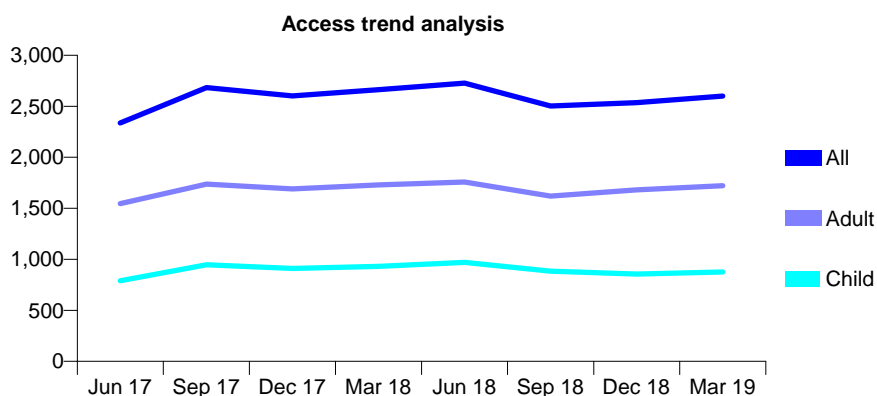
Q56 - Vital Signs At a Glance Contract Report for 763438/0002 - March 2019

Name or company name	MR M SALEEM
Contract type name	GDS Contract
Purpose of contract	General
Contract start date	01/04/2006
Contract end date	

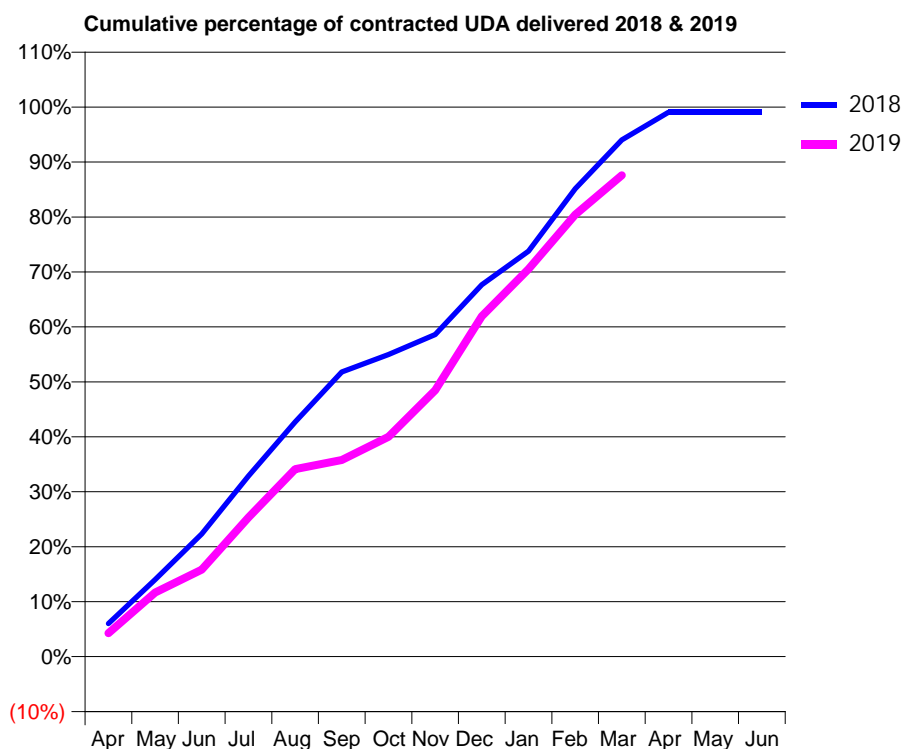
18/19 Contracted general activity (UDA)	6,805
Carry forward general activity (UDA)	70
18/19 Contracted orthodontic activity (UOA)	0
Carry forward orthodontic activity (UOA)	0
Baseline contract value	£169,741.13

ACCESS*

Patients seen in 24 months	Total	Change since previous quarter
Quarter ending March 2018	2,662	
Quarter ending June 2018	2,728	↑
Quarter ending September 2018	2,503	↓
Quarter ending December 2018	2,535	→
Quarter ending March 2019	2,599	↑
Variance since March 2018	(2.4%)	↓



ACTIVITY



Month	Adjusted Scheduled Activity (UDA)	
	2018	2019
April	440	292
May	1,023	794
June	1,631	1,077
July	2,401	1,724
August	3,121	2,322
September	3,784	2,434
October	4,017	2,723
November	4,282	3,299
December	4,943	4,216
January	5,390	4,799
February	6,220	5,471
March	6,868	5,960
April	7,235	
May	7,235	
June	7,235	

QUALITY

	Quantity	Base Number	Contract	AT	Region	England
% of FP17s for the same patient ID Re-attending within 3 months - Children	70	1,215	5.8%	10.7%	11.5%	11.8%
% of FP17s for the same patient ID Re-attending within 3 months - Adults	224	2,455	9.1%	14.1%	15.2%	15.7%
% of FP17s for the same patient ID Re-attending between 3 & 9 months - Children	542	1,215	44.6%	60.1%	60.2%	58.9%
% of FP17s for the same patient ID Re-attending between 3 & 9 months - Adults	1,092	2,455	44.5%	49.2%	51.8%	50.8%
% of FP17s for Band 1 Urgent Courses	274	3,538	7.7%	9.2%	8.1%	9.1%
% of FP17s Relating to Free Repair or Replacements	28	3,538	0.8%	0.7%	0.8%	0.8%
% of FP17s Relating to Continuations	12	3,538	0.3%	1.0%	0.9%	0.9%
% of Patients satisfied with the dentistry they have received	0	0	N/A	92.5%	92.7%	92.5%
% of Patients satisfied with the time they had to wait for an appointment	0	0	N/A	85.3%	87.4%	87.0%

* This is based on patients treated on this contract for their most recent course of treatment. Figures in italics indicate the base number of FP17s or Patient Questionnaire responses are less than 100. N/A is shown where the base number of responses is less than 10 during the period. % is calculated as Quantity/Base number*100

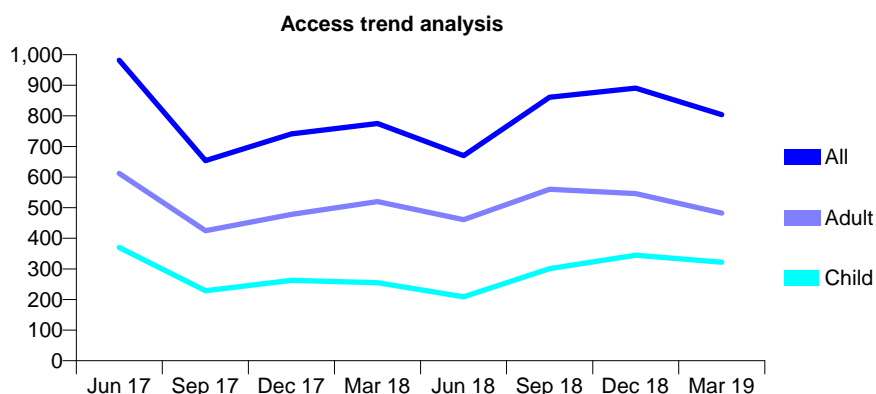
Q56 - Vital Signs At a Glance Contract Report for 763438/0003 - March 2019

Name or company name	MR M SALEEM
Contract type name	GDS Contract
Purpose of contract	General
Contract start date	01/04/2008
Contract end date	

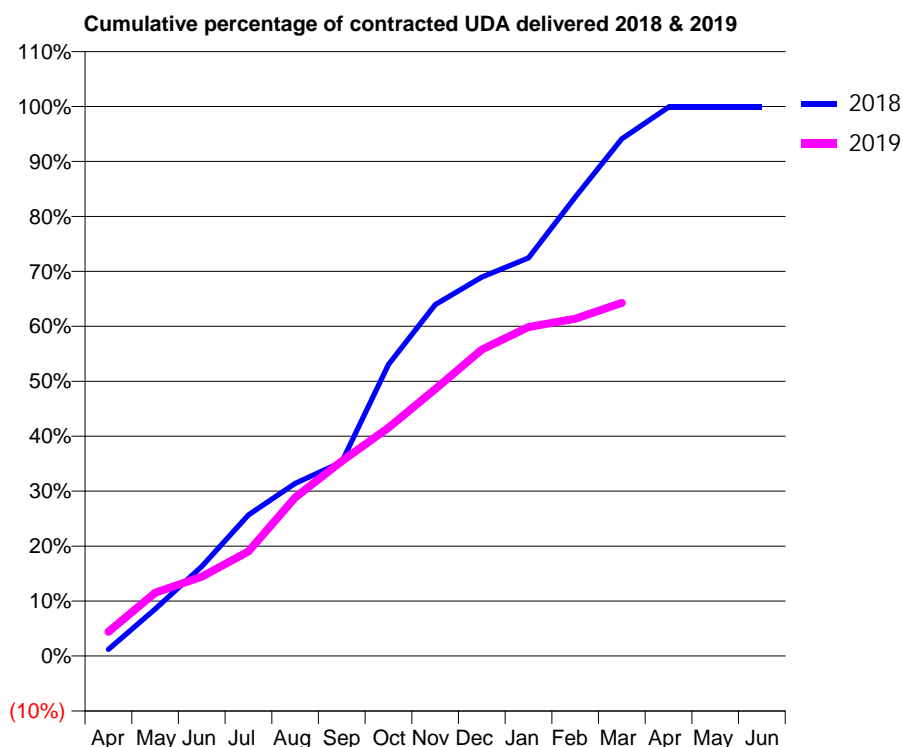
18/19 Contracted general activity (UDA)	3,000
Carry forward general activity (UDA)	4
18/19 Contracted orthodontic activity (UOA)	0
Carry forward orthodontic activity (UOA)	0
Baseline contract value	£76,826.35

ACCESS*

Patients seen in 24 months	Total	Change since previous quarter
Quarter ending March 2018	775	
Quarter ending June 2018	670	↓
Quarter ending September 2018	861	↑
Quarter ending December 2018	891	↑
Quarter ending March 2019	804	↓
Variance since March 2018	3.7%	↑



ACTIVITY



Month	Adjusted Scheduled Activity (UDA)	
	2018	2019
April	37	132
May	257	346
June	489	433
July	771	571
August	943	865
September	1,059	1,064
October	1,591	1,246
November	1,918	1,457
December	2,069	1,673
January	2,174	1,796
February	2,506	1,841
March	2,824	1,928
April	2,996	
May	2,996	
June	2,996	

QUALITY

	Quantity	Base Number	Contract	AT	Region	England
% of FP17s for the same patient ID Re-attending within 3 months - Children	18	459	3.9%	10.7%	11.5%	11.8%
% of FP17s for the same patient ID Re-attending within 3 months - Adults	51	727	7.0%	14.1%	15.2%	15.7%
% of FP17s for the same patient ID Re-attending between 3 & 9 months - Children	48	459	10.5%	60.1%	60.2%	58.9%
% of FP17s for the same patient ID Re-attending between 3 & 9 months - Adults	102	727	14.0%	49.2%	51.8%	50.8%
% of FP17s for Band 1 Urgent Courses	102	1,118	9.1%	9.2%	8.1%	9.1%
% of FP17s Relating to Free Repair or Replacements	9	1,118	0.8%	0.7%	0.8%	0.8%
% of FP17s Relating to Continuations	7	1,118	0.6%	1.0%	0.9%	0.9%
% of Patients satisfied with the dentistry they have received	0	0	N/A	92.5%	92.7%	92.5%
% of Patients satisfied with the time they had to wait for an appointment	0	0	N/A	85.3%	87.4%	87.0%

* This is based on patients treated on this contract for their most recent course of treatment. Figures in italics indicate the base number of FP17s or Patient Questionnaire responses are less than 100. N/A is shown where the base number of responses is less than 10 during the period. % is calculated as Quantity/Base number*100

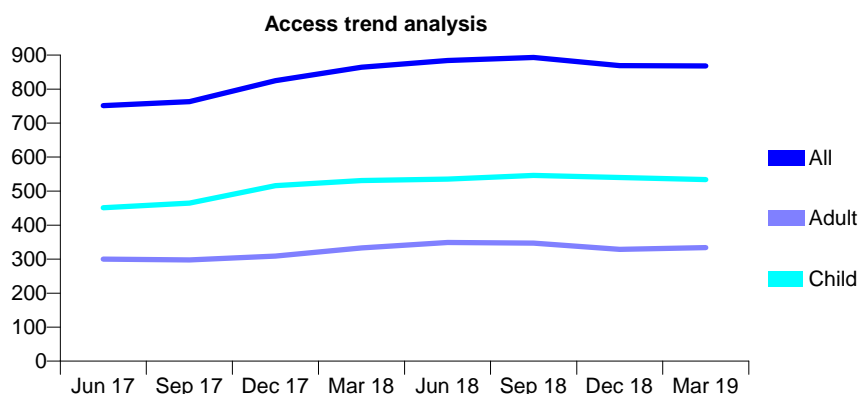
Q56 - Vital Signs At a Glance Contract Report for 767123/0001 - March 2019

Name or company name	MISS Z WIESE
Contract type name	GDS Contract
Purpose of contract	General
Contract start date	01/04/2006
Contract end date	

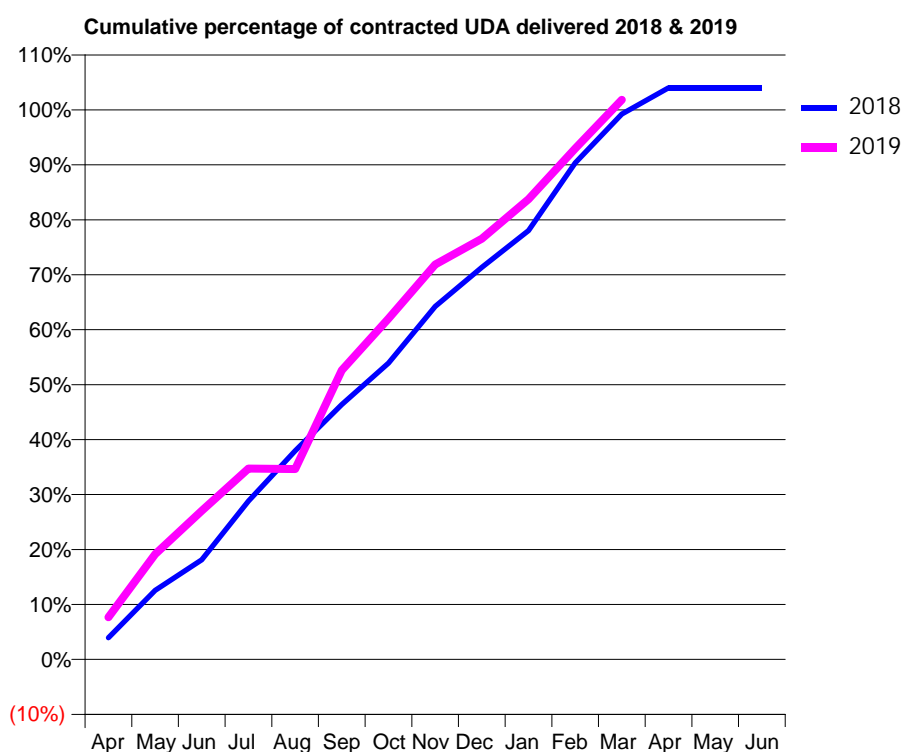
18/19 Contracted general activity (UDA)	2,160
Carry forward general activity (UDA)	-43
18/19 Contracted orthodontic activity (UOA)	0
Carry forward orthodontic activity (UOA)	0
Baseline contract value	£84,637.17

ACCESS*

Patients seen in 24 months	Total	Change since previous quarter
Quarter ending March 2018	864	
Quarter ending June 2018	884	↑
Quarter ending September 2018	893	→
Quarter ending December 2018	869	↓
Quarter ending March 2019	868	→
Variance since March 2018	0.5%	→



ACTIVITY



Month	Adjusted Scheduled Activity (UDA)	
	2018	2019
April	85	166
May	271	414
June	392	584
July	622	750
August	820	748
September	1,002	1,137
October	1,165	1,339
November	1,387	1,552
December	1,541	1,654
January	1,685	1,809
February	1,952	2,008
March	2,144	2,199
April	2,246	
May	2,246	
June	2,246	

QUALITY

	Quantity	Base Number	Contract	AT	Region	England
% of FP17s for the same patient ID Re-attending within 3 months - Children	46	699	6.6%	10.7%	11.5%	11.8%
% of FP17s for the same patient ID Re-attending within 3 months - Adults	47	314	15.0%	14.1%	15.2%	15.7%
% of FP17s for the same patient ID Re-attending between 3 & 9 months - Children	375	699	53.6%	60.1%	60.2%	58.9%
% of FP17s for the same patient ID Re-attending between 3 & 9 months - Adults	144	314	45.9%	49.2%	51.8%	50.8%
% of FP17s for Band 1 Urgent Courses	46	978	4.7%	9.2%	8.1%	9.1%
% of FP17s Relating to Free Repair or Replacements	0	978	0.0%	0.7%	0.8%	0.8%
% of FP17s Relating to Continuations	0	978	0.0%	1.0%	0.9%	0.9%
% of Patients satisfied with the dentistry they have received	0	0	N/A	92.5%	92.7%	92.5%
% of Patients satisfied with the time they had to wait for an appointment	0	0	N/A	85.3%	87.4%	87.0%

* This is based on patients treated on this contract for their most recent course of treatment. Figures in italics indicate the base number of FP17s or Patient Questionnaire responses are less than 100. N/A is shown where the base number of responses is less than 10 during the period. % is calculated as Quantity/Base number*100

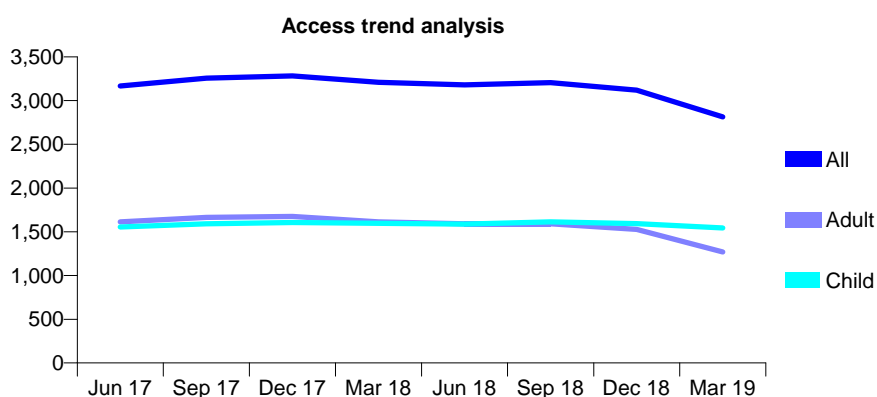
Q56 - Vital Signs At a Glance Contract Report for 767123/0002 - March 2019

Name or company name	MISS Z WIESE
Contract type name	GDS Contract
Purpose of contract	General
Contract start date	01/04/2006
Contract end date	

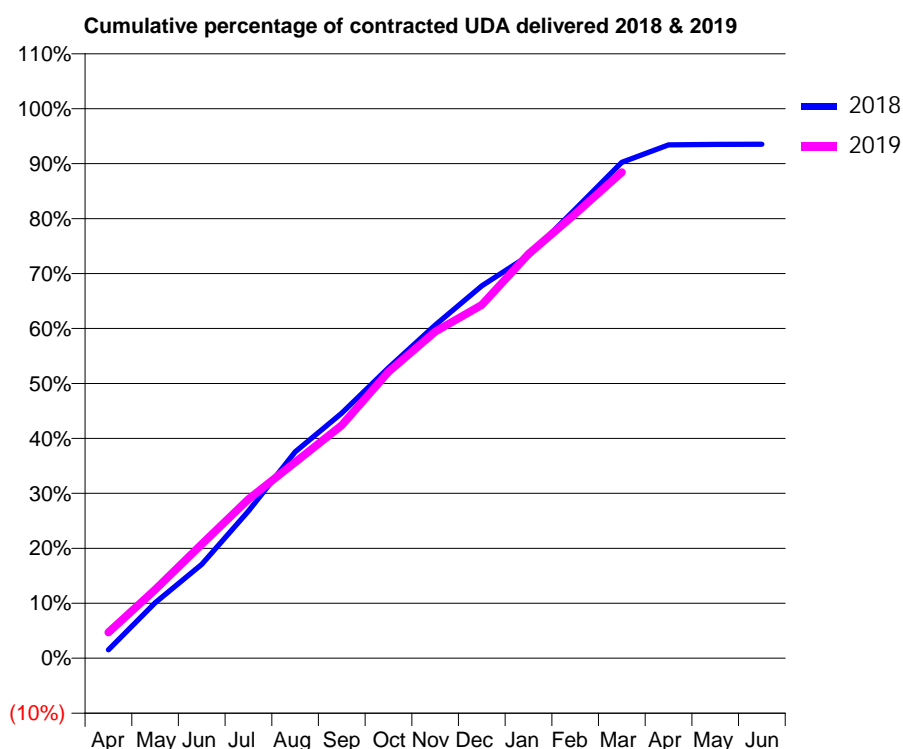
18/19 Contracted general activity (UDA)	7,400
Carry forward general activity (UDA)	0
18/19 Contracted orthodontic activity (UOA)	0
Carry forward orthodontic activity (UOA)	0
Baseline contract value	£202,172.25

ACCESS*

Patients seen in 24 months	Total	Change since previous quarter
Quarter ending March 2018	3,209	
Quarter ending June 2018	3,179	→
Quarter ending September 2018	3,205	→
Quarter ending December 2018	3,120	↓
Quarter ending March 2019	2,814	↓
Variance since March 2018	(12.3%)	↓



ACTIVITY



Month	2018	2019
April	114	349
May	748	923
June	1,263	1,536
July	1,981	2,141
August	2,778	2,639
September	3,301	3,136
October	3,910	3,856
November	4,485	4,397
December	5,012	4,759
January	5,421	5,443
February	6,046	5,985
March	6,678	6,545
April	6,913	
May	6,919	
June	6,921	

QUALITY

	Quantity	Base Number	Contract	AT	Region	England
% of FP17s for the same patient ID Re-attending within 3 months - Children	131	2,065	6.3%	10.7%	11.5%	11.8%
% of FP17s for the same patient ID Re-attending within 3 months - Adults	218	1,310	16.6%	14.1%	15.2%	15.7%
% of FP17s for the same patient ID Re-attending between 3 & 9 months - Children	1,042	2,065	50.5%	60.1%	60.2%	58.9%
% of FP17s for the same patient ID Re-attending between 3 & 9 months - Adults	587	1,310	44.8%	49.2%	51.8%	50.8%
% of FP17s for Band 1 Urgent Courses	262	3,247	8.1%	9.2%	8.1%	9.1%
% of FP17s Relating to Free Repair or Replacements	0	3,247	0.0%	0.7%	0.8%	0.8%
% of FP17s Relating to Continuations	1	3,247	0.0%	1.0%	0.9%	0.9%
% of Patients satisfied with the dentistry they have received	0	0	N/A	92.5%	92.7%	92.5%
% of Patients satisfied with the time they had to wait for an appointment	0	0	N/A	85.3%	87.4%	87.0%

* This is based on patients treated on this contract for their most recent course of treatment.

Figures in italics indicate the base number of FP17s or Patient Questionnaire responses are less than 100. N/A is shown where the base number of responses is less than 10 during the period. % is calculated as Quantity/Base number*100

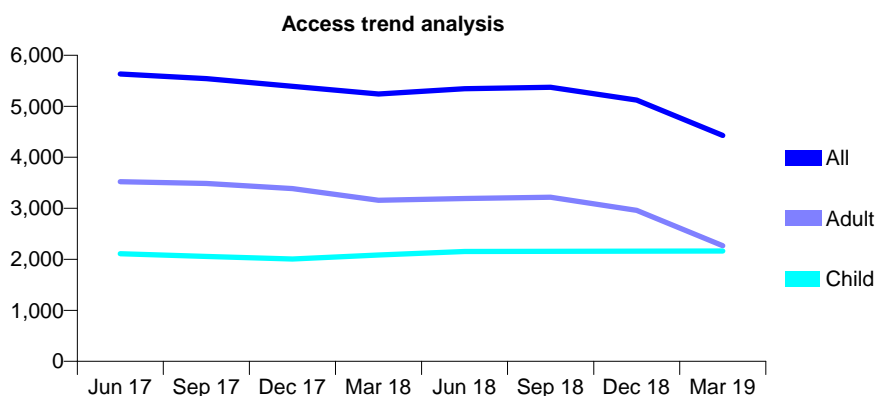
Q56 - Vital Signs At a Glance Contract Report for 767123/0003 - March 2019

Name or company name	MISS Z WIESE
Contract type name	GDS Contract
Purpose of contract	General
Contract start date	01/10/2007
Contract end date	

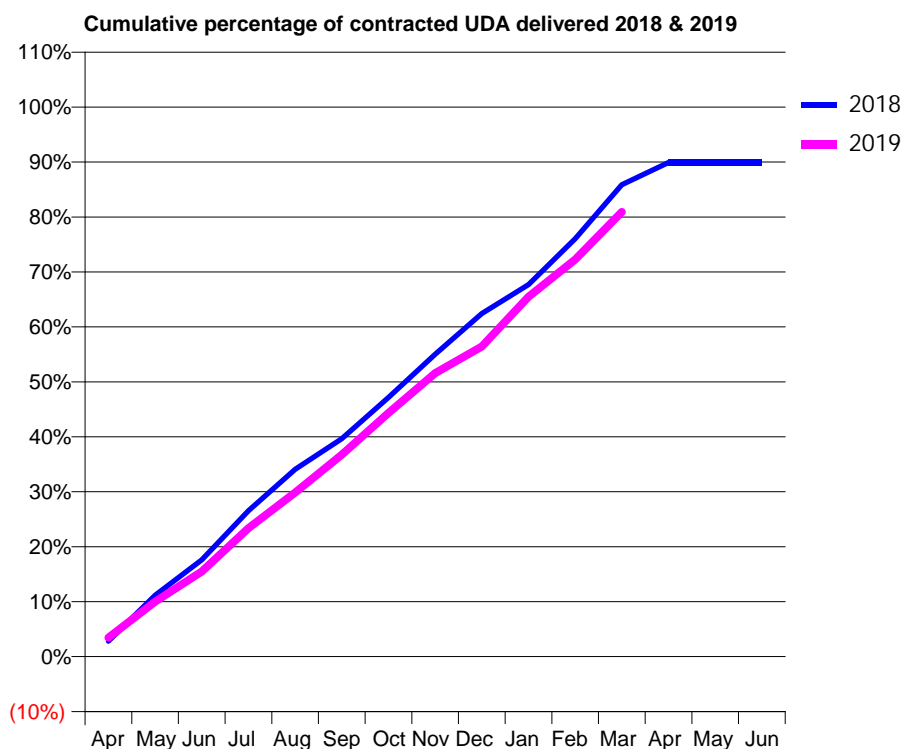
18/19 Contracted general activity (UDA)	13,400
Carry forward general activity (UDA)	0
18/19 Contracted orthodontic activity (UOA)	0
Carry forward orthodontic activity (UOA)	0
Baseline contract value	£391,794.44

ACCESS*

Patients seen in 24 months	Total	Change since previous quarter
Quarter ending March 2018	5,240	
Quarter ending June 2018	5,345	↑
Quarter ending September 2018	5,371	→
Quarter ending December 2018	5,120	↓
Quarter ending March 2019	4,428	↓
Variance since March 2018	(15.5%)	↓



ACTIVITY



Month	Adjusted Scheduled Activity (UDA)	
	2018	2019
April	378	465
May	1,497	1,342
June	2,360	2,075
July	3,556	3,133
August	4,569	4,001
September	5,316	4,924
October	6,319	5,942
November	7,375	6,912
December	8,365	7,561
January	9,072	8,774
February	10,190	9,686
March	11,507	10,844
April	12,048	
May	12,050	
June	12,050	

QUALITY

	Quantity	Base Number	Contract	AT	Region	England
% of FP17s for the same patient ID Re-attending within 3 months - Children	196	3,038	6.5%	10.7%	11.5%	11.8%
% of FP17s for the same patient ID Re-attending within 3 months - Adults	486	2,648	18.4%	14.1%	15.2%	15.7%
% of FP17s for the same patient ID Re-attending between 3 & 9 months - Children	1,502	3,038	49.4%	60.1%	60.2%	58.9%
% of FP17s for the same patient ID Re-attending between 3 & 9 months - Adults	1,097	2,648	41.4%	49.2%	51.8%	50.8%
% of FP17s for Band 1 Urgent Courses	561	5,418	10.4%	9.2%	8.1%	9.1%
% of FP17s Relating to Free Repair or Replacements	1	5,418	0.0%	0.7%	0.8%	0.8%
% of FP17s Relating to Continuations	8	5,418	0.1%	1.0%	0.9%	0.9%
% of Patients satisfied with the dentistry they have received	0	0	N/A	92.5%	92.7%	92.5%
% of Patients satisfied with the time they had to wait for an appointment	0	0	N/A	85.3%	87.4%	87.0%

* This is based on patients treated on this contract for their most recent course of treatment. Figures in italics indicate the base number of FP17s or Patient Questionnaire responses are less than 100. N/A is shown where the base number of responses is less than 10 during the period. % is calculated as Quantity/Base number*100

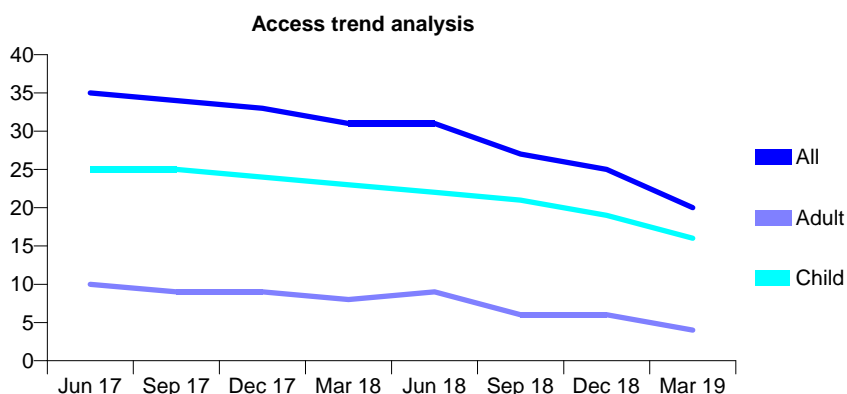
Q56 - Vital Signs At a Glance Contract Report for 768316/0001 - March 2019

Name or company name	MR A MOBLI
Contract type name	GDS Contract
Purpose of contract	General
Contract start date	01/04/2006
Contract end date	26/06/2018

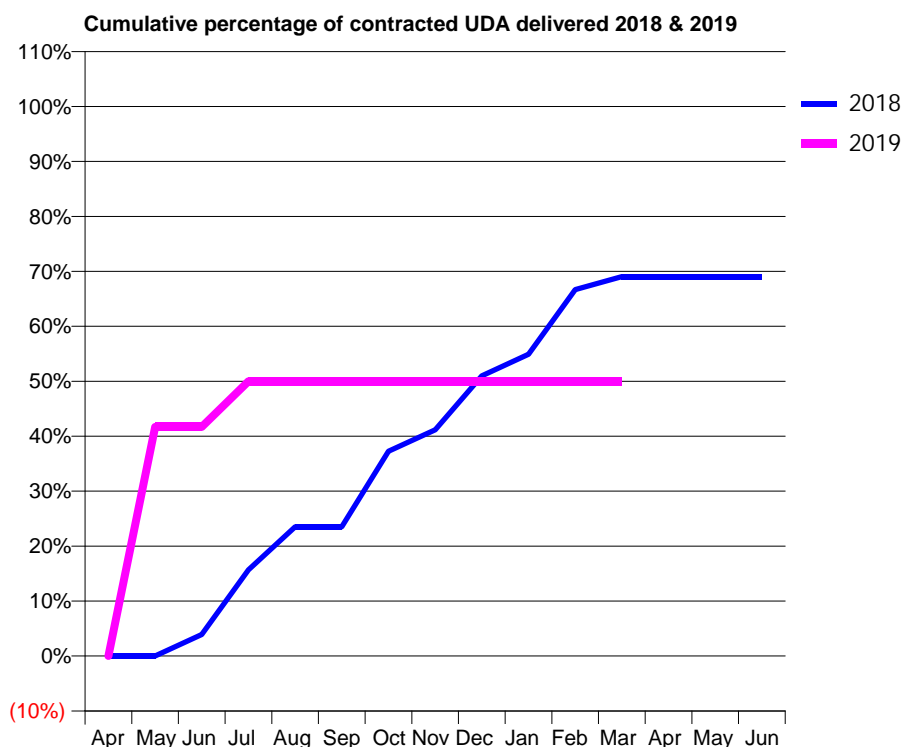
18/19 Contracted general activity (UDA)	12
Carry forward general activity (UDA)	0
18/19 Contracted orthodontic activity (UOA)	0
Carry forward orthodontic activity (UOA)	0
Baseline contract value	£280.31

ACCESS*

Patients seen in 24 months	Total	Change since previous quarter
Quarter ending March 2018	31	
Quarter ending June 2018	31	→
Quarter ending September 2018	27	↓
Quarter ending December 2018	25	↓
Quarter ending March 2019	20	↓
Variance since March 2018	(35.5%)	↓



ACTIVITY



Month	Adjusted Scheduled Activity (UDA)	
	2018	2019
April	0	0
May	0	5
June	2	5
July	8	6
August	12	6
September	12	6
October	19	6
November	21	6
December	26	6
January	28	6
February	34	6
March	35	6
April	35	6
May	35	6
June	35	6

QUALITY

	Quantity	Base Number	Contract	AT	Region	England
% of FP17s for the same patient ID Re-attending within 3 months - Children	0	6	0.0%	10.7%	11.5%	11.8%
% of FP17s for the same patient ID Re-attending within 3 months - Adults	0	0	N/A	14.1%	15.2%	15.7%
% of FP17s for the same patient ID Re-attending between 3 & 9 months - Children	6	6	100.0%	60.1%	60.2%	58.9%
% of FP17s for the same patient ID Re-attending between 3 & 9 months - Adults	0	0	N/A	49.2%	51.8%	50.8%
% of FP17s for Band 1 Urgent Courses	0	6	0.0%	9.2%	8.1%	9.1%
% of FP17s Relating to Free Repair or Replacements	0	6	0.0%	0.7%	0.8%	0.8%
% of FP17s Relating to Continuations	0	6	0.0%	1.0%	0.9%	0.9%
% of Patients satisfied with the dentistry they have received	0	0	N/A	92.5%	92.7%	92.5%
% of Patients satisfied with the time they had to wait for an appointment	0	0	N/A	85.3%	87.4%	87.0%

* This is based on patients treated on this contract for their most recent course of treatment. Figures in italics indicate the base number of FP17s or Patient Questionnaire responses are less than 100. N/A is shown where the base number of responses is less than 10 during the period. % is calculated as Quantity/Base number*100

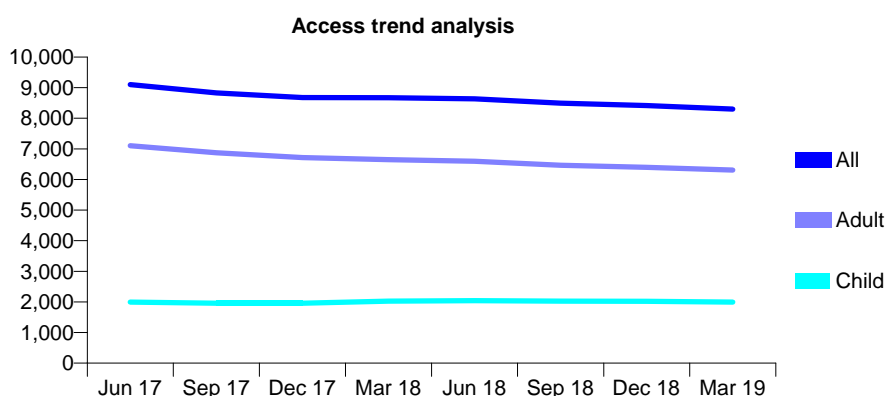
Q56 - Vital Signs At a Glance Contract Report for 771708/0001 - March 2019

Name or company name	MR AC HUNTER
Contract type name	GDS Contract
Purpose of contract	General
Contract start date	01/03/2008
Contract end date	

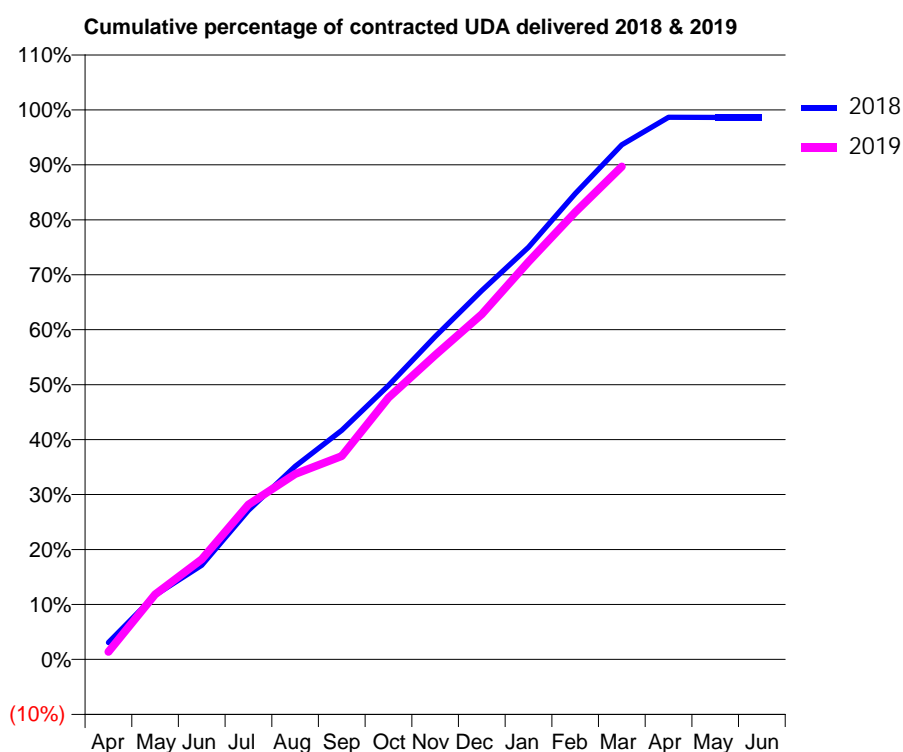
18/19 Contracted general activity (UDA)	24,346
Carry forward general activity (UDA)	331
18/19 Contracted orthodontic activity (UOA)	0
Carry forward orthodontic activity (UOA)	0
Baseline contract value	£602,425.44

ACCESS*

Patients seen in 24 months	Total	Change since previous quarter
Quarter ending March 2018	8,674	
Quarter ending June 2018	8,636	→
Quarter ending September 2018	8,493	↓
Quarter ending December 2018	8,417	→
Quarter ending March 2019	8,298	↓
Variance since March 2018	(4.3%)	↓



ACTIVITY



Month	Adjusted Scheduled Activity (UDA)	
	2018	2019
April	750	339
May	2,846	2,882
June	4,176	4,435
July	6,607	6,863
August	8,559	8,218
September	10,156	9,007
October	12,133	11,597
November	14,304	13,487
December	16,339	15,295
January	18,259	17,612
February	20,633	19,810
March	22,796	21,836
April	24,021	
May	24,015	
June	24,015	

QUALITY

	Quantity	Base Number	Contract	AT	Region	England
% of FP17s for the same patient ID Re-attending within 3 months - Children	318	3,476	9.1%	10.7%	11.5%	11.8%
% of FP17s for the same patient ID Re-attending within 3 months - Adults	1,500	9,037	16.6%	14.1%	15.2%	15.7%
% of FP17s for the same patient ID Re-attending between 3 & 9 months - Children	2,424	3,476	69.7%	60.1%	60.2%	58.9%
% of FP17s for the same patient ID Re-attending between 3 & 9 months - Adults	4,828	9,037	53.4%	49.2%	51.8%	50.8%
% of FP17s for Band 1 Urgent Courses	1,024	11,866	8.6%	9.2%	8.1%	9.1%
% of FP17s Relating to Free Repair or Replacements	103	11,866	0.9%	0.7%	0.8%	0.8%
% of FP17s Relating to Continuations	186	11,866	1.6%	1.0%	0.9%	0.9%
% of Patients satisfied with the dentistry they have received	4	4	N/A	92.5%	92.7%	92.5%
% of Patients satisfied with the time they had to wait for an appointment	2	4	N/A	85.3%	87.4%	87.0%

* This is based on patients treated on this contract for their most recent course of treatment. Figures in italics indicate the base number of FP17s or Patient Questionnaire responses are less than 100. N/A is shown where the base number of responses is less than 10 during the period. % is calculated as Quantity/Base number*100

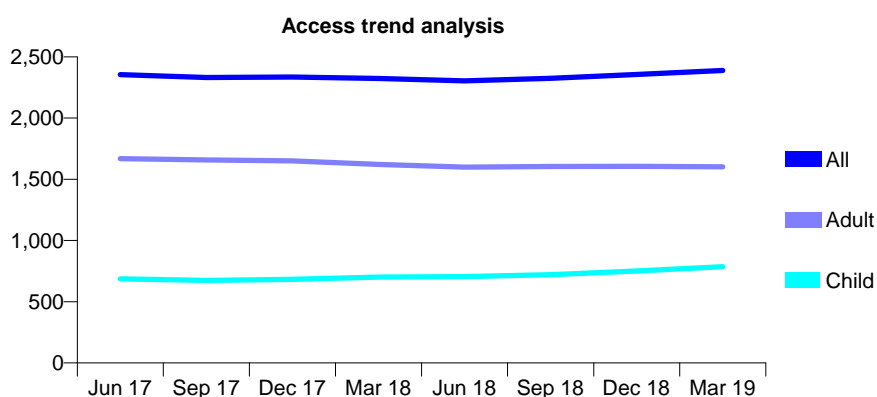
Q56 - Vital Signs At a Glance Contract Report for 773840/0001 - March 2019

Name or company name	MRS JA HASSAN
Contract type name	GDS Contract
Purpose of contract	General
Contract start date	01/04/2006
Contract end date	

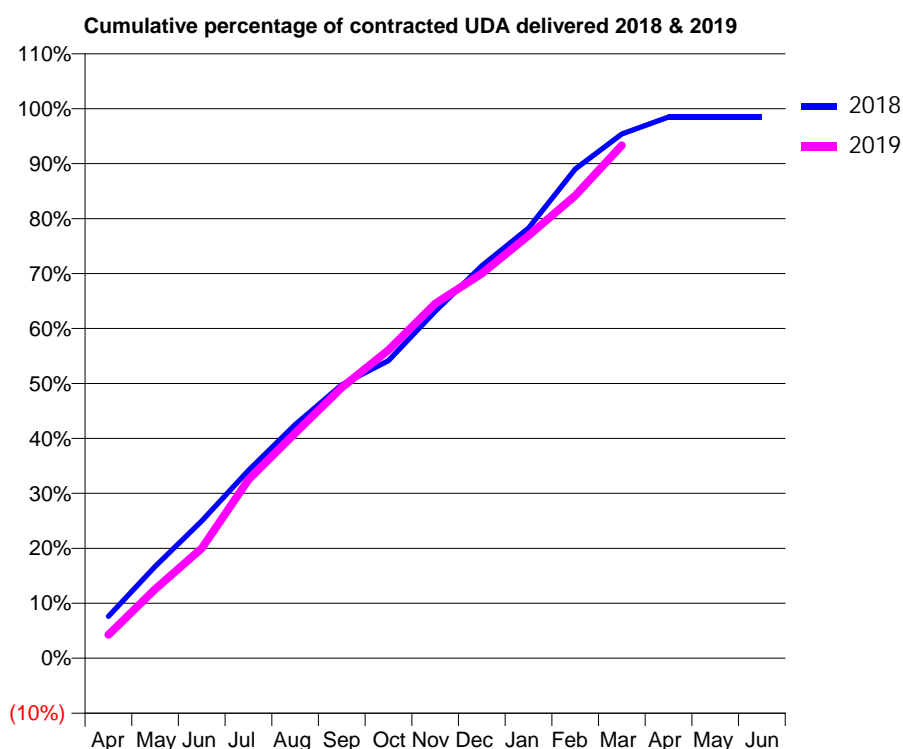
18/19 Contracted general activity (UDA)	6,000
Carry forward general activity (UDA)	92
18/19 Contracted orthodontic activity (UOA)	0
Carry forward orthodontic activity (UOA)	0
Baseline contract value	£137,143.04

ACCESS*

Patients seen in 24 months	Total	Change since previous quarter
Quarter ending March 2018	2,323	
Quarter ending June 2018	2,305	→
Quarter ending September 2018	2,325	→
Quarter ending December 2018	2,357	→
Quarter ending March 2019	2,388	→
Variance since March 2018	2.8%	↑



ACTIVITY



Month	2018	2019
April	458	257
May	1,003	755
June	1,499	1,200
July	2,051	1,948
August	2,550	2,459
September	2,986	2,957
October	3,248	3,364
November	3,787	3,871
December	4,283	4,200
January	4,696	4,614
February	5,340	5,050
March	5,723	5,598
April	5,908	
May	5,908	
June	5,908	

QUALITY

	Quantity	Base Number	Contract	AT	Region	England
% of FP17s for the same patient ID Re-attending within 3 months - Children	85	1,189	7.1%	10.7%	11.5%	11.8%
% of FP17s for the same patient ID Re-attending within 3 months - Adults	323	2,129	15.2%	14.1%	15.2%	15.7%
% of FP17s for the same patient ID Re-attending between 3 & 9 months - Children	725	1,189	61.0%	60.1%	60.2%	58.9%
% of FP17s for the same patient ID Re-attending between 3 & 9 months - Adults	907	2,129	42.6%	49.2%	51.8%	50.8%
% of FP17s for Band 1 Urgent Courses	357	3,231	11.0%	9.2%	8.1%	9.1%
% of FP17s Relating to Free Repair or Replacements	21	3,231	0.6%	0.7%	0.8%	0.8%
% of FP17s Relating to Continuations	18	3,231	0.6%	1.0%	0.9%	0.9%
% of Patients satisfied with the dentistry they have received	1	1	N/A	92.5%	92.7%	92.5%
% of Patients satisfied with the time they had to wait for an appointment	1	1	N/A	85.3%	87.4%	87.0%

* This is based on patients treated on this contract for their most recent course of treatment.

Figures in italics indicate the base number of FP17s or Patient Questionnaire responses are less than 100. N/A is shown where the base number of responses is less than 10 during the period. % is calculated as Quantity/Base number*100

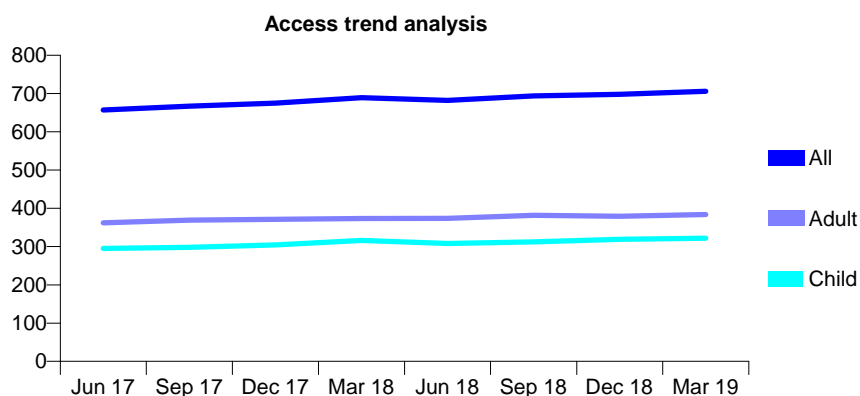
Q56 - Vital Signs At a Glance Contract Report for 800759/0002 - March 2019

Name or company name	MR D JONES
Contract type name	GDS Contract
Purpose of contract	General
Contract start date	28/07/2011
Contract end date	

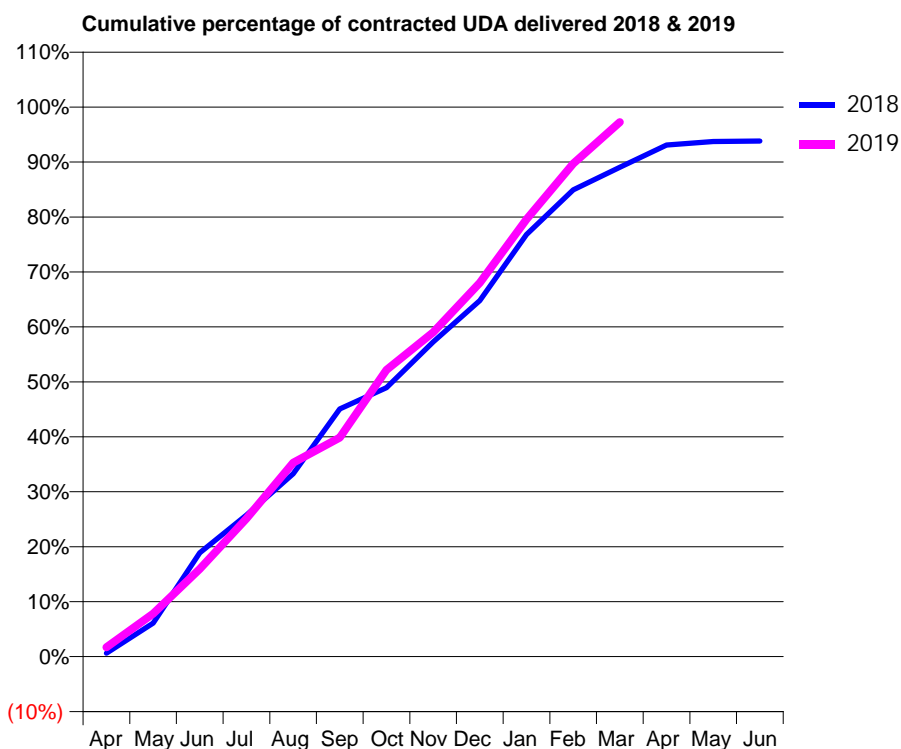
18/19 Contracted general activity (UDA)	1,409
Carry forward general activity (UDA)	0
18/19 Contracted orthodontic activity (UOA)	0
Carry forward orthodontic activity (UOA)	0
Baseline contract value	£27,848.63

ACCESS*

Patients seen in 24 months	Total	Change since previous quarter
Quarter ending March 2018	689	
Quarter ending June 2018	682	↓
Quarter ending September 2018	694	→
Quarter ending December 2018	698	→
Quarter ending March 2019	706	→
Variance since March 2018	2.5%	↑



ACTIVITY



Month	Adjusted Scheduled Activity (UDA)	
	2018	2019
April	9	24
May	86	110
June	266	225
July	363	354
August	469	497
September	635	562
October	689	735
November	807	831
December	913	958
January	1,082	1,121
February	1,196	1,264
March	1,255	1,370
April	1,312	
May	1,321	
June	1,322	

QUALITY

	Quantity	Base Number	Contract	AT	Region	England
% of FP17s for the same patient ID Re-attending within 3 months - Children	39	475	8.2%	10.7%	11.5%	11.8%
% of FP17s for the same patient ID Re-attending within 3 months - Adults	44	474	9.3%	14.1%	15.2%	15.7%
% of FP17s for the same patient ID Re-attending between 3 & 9 months - Children	276	475	58.1%	60.1%	60.2%	58.9%
% of FP17s for the same patient ID Re-attending between 3 & 9 months - Adults	272	474	57.4%	49.2%	51.8%	50.8%
% of FP17s for Band 1 Urgent Courses	16	870	1.8%	9.2%	8.1%	9.1%
% of FP17s Relating to Free Repair or Replacements	1	870	0.1%	0.7%	0.8%	0.8%
% of FP17s Relating to Continuations	0	870	0.0%	1.0%	0.9%	0.9%
% of Patients satisfied with the dentistry they have received	0	0	N/A	92.5%	92.7%	92.5%
% of Patients satisfied with the time they had to wait for an appointment	0	0	N/A	85.3%	87.4%	87.0%

* This is based on patients treated on this contract for their most recent course of treatment. Figures in italics indicate the base number of FP17s or Patient Questionnaire responses are less than 100. N/A is shown where the base number of responses is less than 10 during the period. % is calculated as Quantity/Base number*100

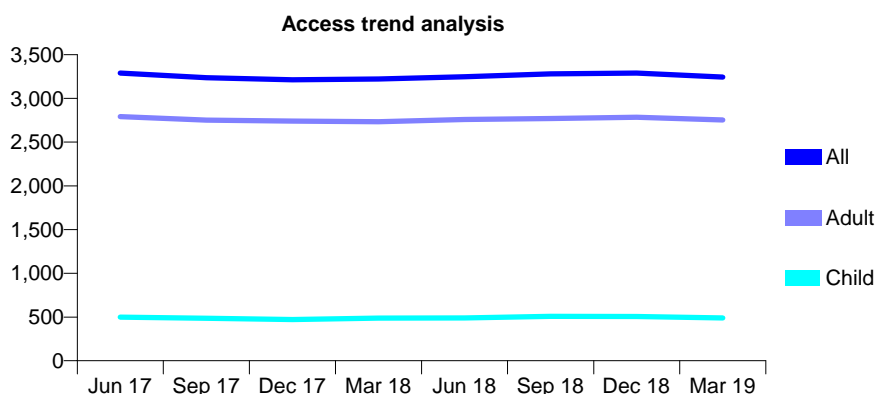
Q56 - Vital Signs At a Glance Contract Report for 809268/0001 - March 2019

Name or company name	MR DW FERNS
Contract type name	GDS Contract
Purpose of contract	General
Contract start date	01/04/2006
Contract end date	

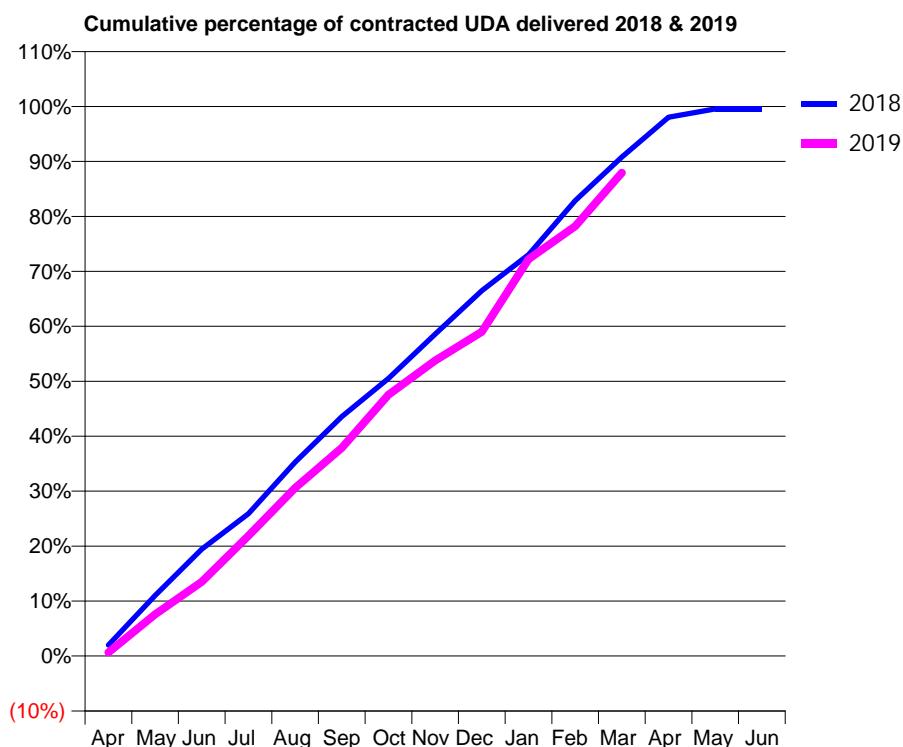
18/19 Contracted general activity (UDA)	9,437
Carry forward general activity (UDA)	42
18/19 Contracted orthodontic activity (UOA)	0
Carry forward orthodontic activity (UOA)	0
Baseline contract value	£232,311.49

ACCESS*

Patients seen in 24 months	Total	Change since previous quarter
Quarter ending March 2018	3,221	
Quarter ending June 2018	3,248	→
Quarter ending September 2018	3,279	→
Quarter ending December 2018	3,289	→
Quarter ending March 2019	3,243	↓
Variance since March 2018	0.7%	→



ACTIVITY



Month	Adjusted Scheduled Activity (UDA)	
	2018	2019
April	189	62
May	1,041	717
June	1,835	1,273
July	2,445	2,066
August	3,332	2,887
September	4,110	3,573
October	4,767	4,488
November	5,527	5,073
December	6,273	5,566
January	6,893	6,815
February	7,819	7,380
March	8,569	8,299
April	9,250	
May	9,395	
June	9,395	

QUALITY

	Quantity	Base Number	Contract	AT	Region	England
% of FP17s for the same patient ID Re-attending within 3 months - Children	39	513	7.6%	10.7%	11.5%	11.8%
% of FP17s for the same patient ID Re-attending within 3 months - Adults	647	3,358	19.3%	14.1%	15.2%	15.7%
% of FP17s for the same patient ID Re-attending between 3 & 9 months - Children	81	513	15.8%	60.1%	60.2%	58.9%
% of FP17s for the same patient ID Re-attending between 3 & 9 months - Adults	824	3,358	24.5%	49.2%	51.8%	50.8%
% of FP17s for Band 1 Urgent Courses	728	3,581	20.3%	9.2%	8.1%	9.1%
% of FP17s Relating to Free Repair or Replacements	49	3,581	1.4%	0.7%	0.8%	0.8%
% of FP17s Relating to Continuations	70	3,581	2.0%	1.0%	0.9%	0.9%
% of Patients satisfied with the dentistry they have received	3	3	N/A	92.5%	92.7%	92.5%
% of Patients satisfied with the time they had to wait for an appointment	3	3	N/A	85.3%	87.4%	87.0%

* This is based on patients treated on this contract for their most recent course of treatment. Figures in italics indicate the base number of FP17s or Patient Questionnaire responses are less than 100. N/A is shown where the base number of responses is less than 10 during the period. % is calculated as Quantity/Base number*100

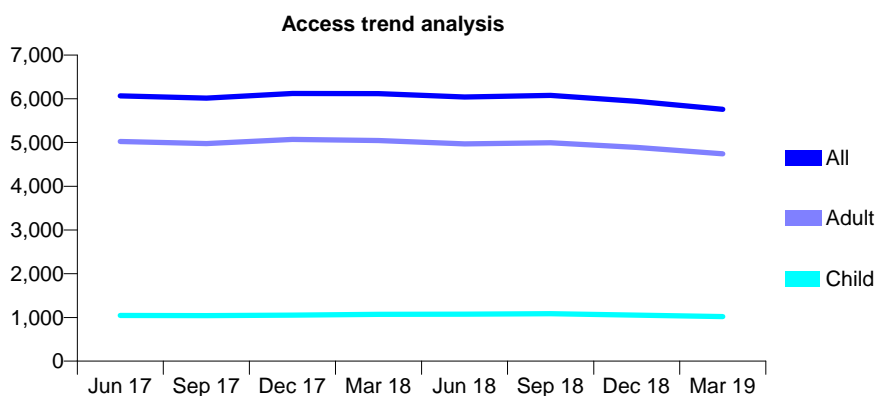
Q56 - Vital Signs At a Glance Contract Report for 812072/0001 - March 2019

Name or company name	Ipswich Dental Surgery
Contract type name	GDS Contract
Purpose of contract	General
Contract start date	01/04/2006
Contract end date	

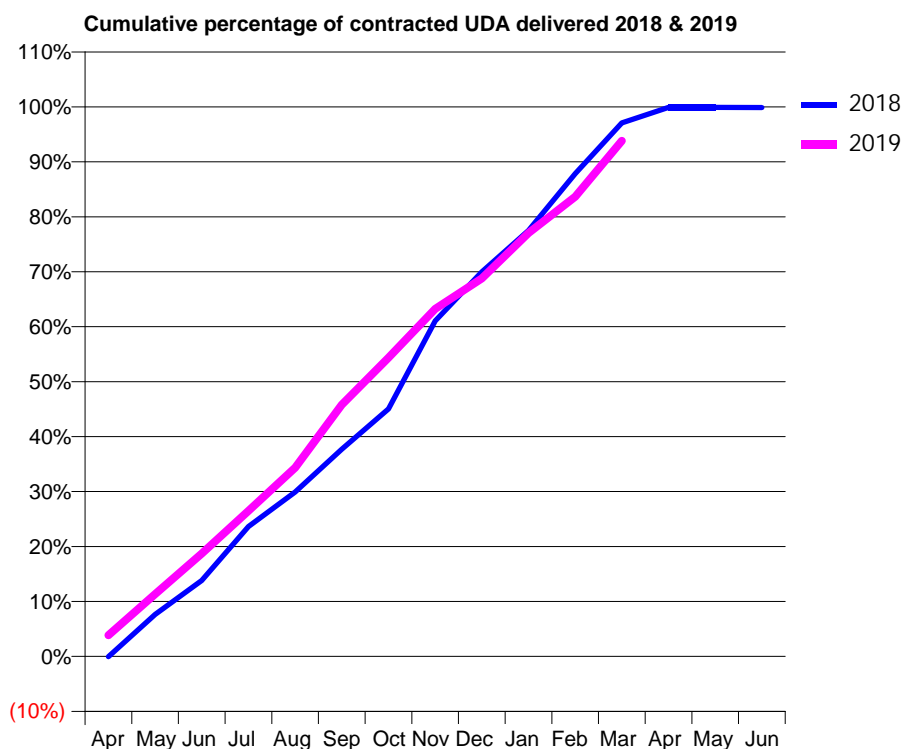
18/19 Contracted general activity (UDA)	14,528
Carry forward general activity (UDA)	18
18/19 Contracted orthodontic activity (UOA)	0
Carry forward orthodontic activity (UOA)	0
Baseline contract value	£337,932.56

ACCESS*

Patients seen in 24 months	Total	Change since previous quarter
Quarter ending March 2018	6,116	
Quarter ending June 2018	6,042	↓
Quarter ending September 2018	6,077	→
Quarter ending December 2018	5,942	↓
Quarter ending March 2019	5,761	↓
Variance since March 2018	(5.8%)	↓



ACTIVITY



Month	Adjusted Scheduled Activity (UDA)	
	2018	2019
April	-9	562
May	1,111	1,647
June	2,009	2,721
July	3,435	3,850
August	4,350	4,989
September	5,475	6,654
October	6,545	7,894
November	8,870	9,190
December	10,167	9,993
January	11,259	11,191
February	12,762	12,155
March	14,104	13,628
April	14,511	
May	14,511	
June	14,510	

QUALITY

	Quantity	Base Number	Contract	AT	Region	England
% of FP17s for the same patient ID Re-attending within 3 months - Children	58	1,153	5.0%	10.7%	11.5%	11.8%
% of FP17s for the same patient ID Re-attending within 3 months - Adults	623	5,352	11.6%	14.1%	15.2%	15.7%
% of FP17s for the same patient ID Re-attending between 3 & 9 months - Children	416	1,153	36.1%	60.1%	60.2%	58.9%
% of FP17s for the same patient ID Re-attending between 3 & 9 months - Adults	1,887	5,352	35.3%	49.2%	51.8%	50.8%
% of FP17s for Band 1 Urgent Courses	588	6,347	9.3%	9.2%	8.1%	9.1%
% of FP17s Relating to Free Repair or Replacements	53	6,347	0.8%	0.7%	0.8%	0.8%
% of FP17s Relating to Continuations	55	6,347	0.9%	1.0%	0.9%	0.9%
% of Patients satisfied with the dentistry they have received	11	12	91.7%	92.5%	92.7%	92.5%
% of Patients satisfied with the time they had to wait for an appointment	11	12	91.7%	85.3%	87.4%	87.0%

* This is based on patients treated on this contract for their most recent course of treatment. Figures in italics indicate the base number of FP17s or Patient Questionnaire responses are less than 100. N/A is shown where the base number of responses is less than 10 during the period. % is calculated as Quantity/Base number*100

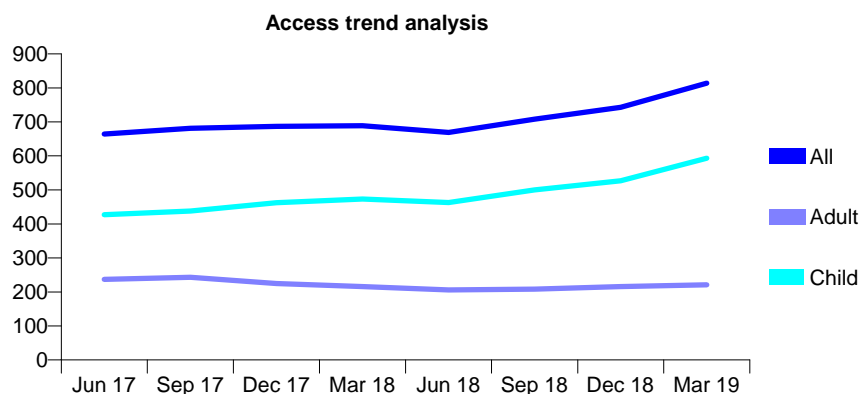
Q56 - Vital Signs At a Glance Contract Report for 812897/0001 - March 2019

Name or company name	MR WK DRYDEN
Contract type name	GDS Contract
Purpose of contract	General
Contract start date	01/04/2006
Contract end date	

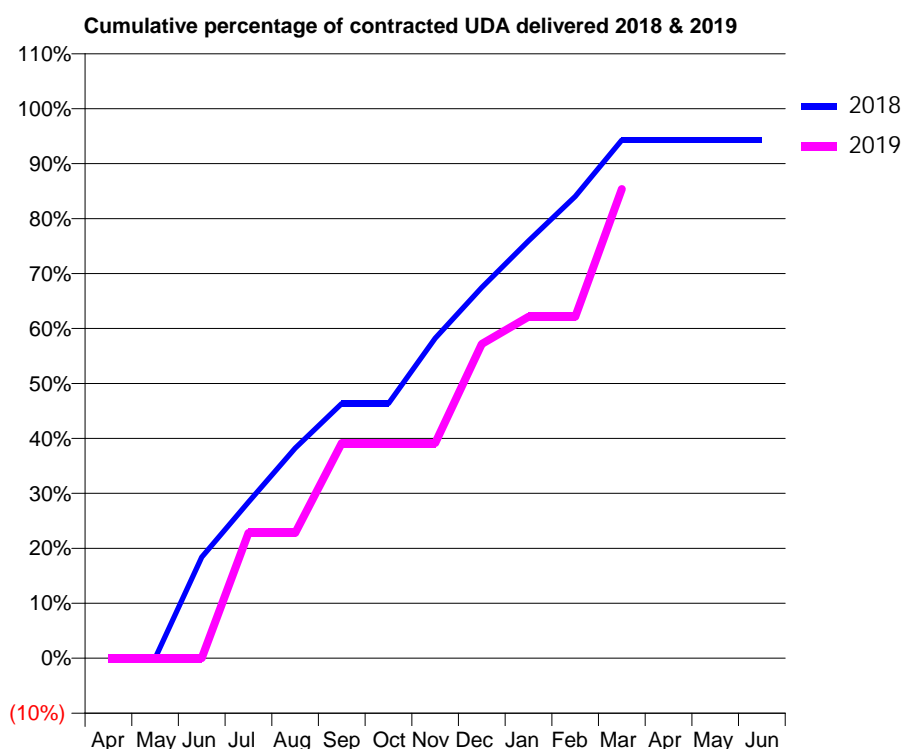
18/19 Contracted general activity (UDA)	1,529
Carry forward general activity (UDA)	0
18/19 Contracted orthodontic activity (UOA)	0
Carry forward orthodontic activity (UOA)	0
Baseline contract value	£49,583.85

ACCESS*

Patients seen in 24 months	Total	Change since previous quarter
Quarter ending March 2018	689	
Quarter ending June 2018	669	↓
Quarter ending September 2018	708	↑
Quarter ending December 2018	743	↑
Quarter ending March 2019	814	↑
Variance since March 2018	18.1%	↑



ACTIVITY



Month	Adjusted Scheduled Activity (UDA)	
	2018	2019
April	0	0
May	0	0
June	281	0
July	434	349
August	584	349
September	709	599
October	709	599
November	890	599
December	1,032	874
January	1,161	950
February	1,285	950
March	1,442	1,305
April	1,442	
May	1,442	
June	1,442	

QUALITY

	Quantity	Base Number	Contract	AT	Region	England
% of FP17s for the same patient ID Re-attending within 3 months - Children	62	910	6.8%	10.7%	11.5%	11.8%
% of FP17s for the same patient ID Re-attending within 3 months - Adults	19	209	9.1%	14.1%	15.2%	15.7%
% of FP17s for the same patient ID Re-attending between 3 & 9 months - Children	525	910	57.7%	60.1%	60.2%	58.9%
% of FP17s for the same patient ID Re-attending between 3 & 9 months - Adults	102	209	48.8%	49.2%	51.8%	50.8%
% of FP17s for Band 1 Urgent Courses	11	1,064	1.0%	9.2%	8.1%	9.1%
% of FP17s Relating to Free Repair or Replacements	0	1,064	0.0%	0.7%	0.8%	0.8%
% of FP17s Relating to Continuations	0	1,064	0.0%	1.0%	0.9%	0.9%
% of Patients satisfied with the dentistry they have received	0	0	N/A	92.5%	92.7%	92.5%
% of Patients satisfied with the time they had to wait for an appointment	0	0	N/A	85.3%	87.4%	87.0%

* This is based on patients treated on this contract for their most recent course of treatment. Figures in italics indicate the base number of FP17s or Patient Questionnaire responses are less than 100. N/A is shown where the base number of responses is less than 10 during the period. % is calculated as Quantity/Base number*100

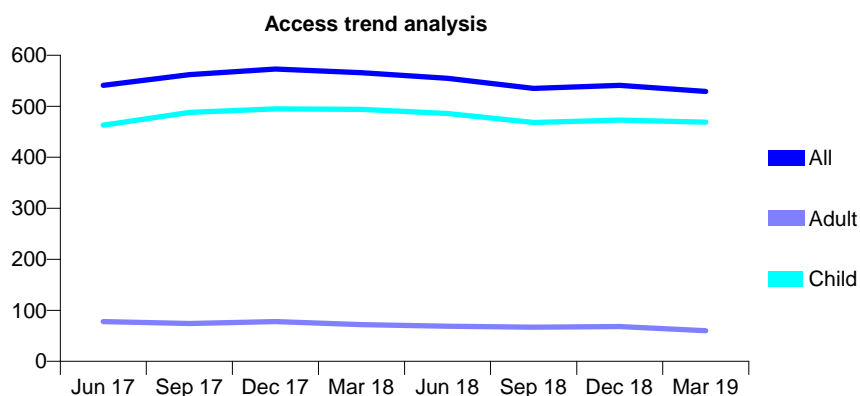
Q56 - Vital Signs At a Glance Contract Report for 813095/0002 - March 2019

Name or company name	MS BA BRABBINS
Contract type name	GDS Contract
Purpose of contract	General
Contract start date	01/04/2006
Contract end date	

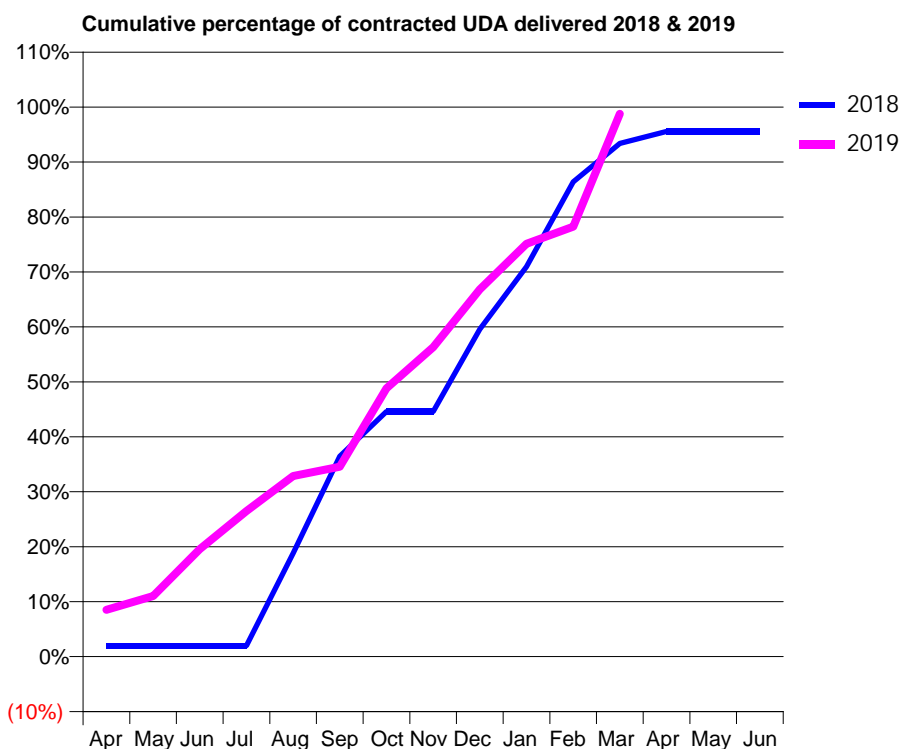
18/19 Contracted general activity (UDA)	1,000
Carry forward general activity (UDA)	0
18/19 Contracted orthodontic activity (UOA)	0
Carry forward orthodontic activity (UOA)	0
Baseline contract value	£24,769.71

ACCESS*

Patients seen in 24 months	Total	Change since previous quarter
Quarter ending March 2018	566	
Quarter ending June 2018	555	↓
Quarter ending September 2018	535	↓
Quarter ending December 2018	541	→
Quarter ending March 2019	529	↓
Variance since March 2018	(6.5%)	↓



ACTIVITY



Month	Adjusted Scheduled Activity (UDA)	
	2018	2019
April	20	85
May	20	110
June	20	195
July	20	265
August	188	329
September	365	346
October	446	488
November	446	563
December	596	668
January	710	751
February	864	782
March	934	988
April	956	
May	956	
June	956	

QUALITY

	Quantity	Base Number	Contract	AT	Region	England
% of FP17s for the same patient ID Re-attending within 3 months - Children	45	649	6.9%	10.7%	11.5%	11.8%
% of FP17s for the same patient ID Re-attending within 3 months - Adults	0	19	0.0%	14.1%	15.2%	15.7%
% of FP17s for the same patient ID Re-attending between 3 & 9 months - Children	405	649	62.4%	60.1%	60.2%	58.9%
% of FP17s for the same patient ID Re-attending between 3 & 9 months - Adults	11	19	57.9%	49.2%	51.8%	50.8%
% of FP17s for Band 1 Urgent Courses	18	648	2.8%	9.2%	8.1%	9.1%
% of FP17s Relating to Free Repair or Replacements	0	648	0.0%	0.7%	0.8%	0.8%
% of FP17s Relating to Continuations	0	648	0.0%	1.0%	0.9%	0.9%
% of Patients satisfied with the dentistry they have received	0	0	N/A	92.5%	92.7%	92.5%
% of Patients satisfied with the time they had to wait for an appointment	0	0	N/A	85.3%	87.4%	87.0%

* This is based on patients treated on this contract for their most recent course of treatment. Figures in italics indicate the base number of FP17s or Patient Questionnaire responses are less than 100. N/A is shown where the base number of responses is less than 10 during the period. % is calculated as Quantity/Base number*100

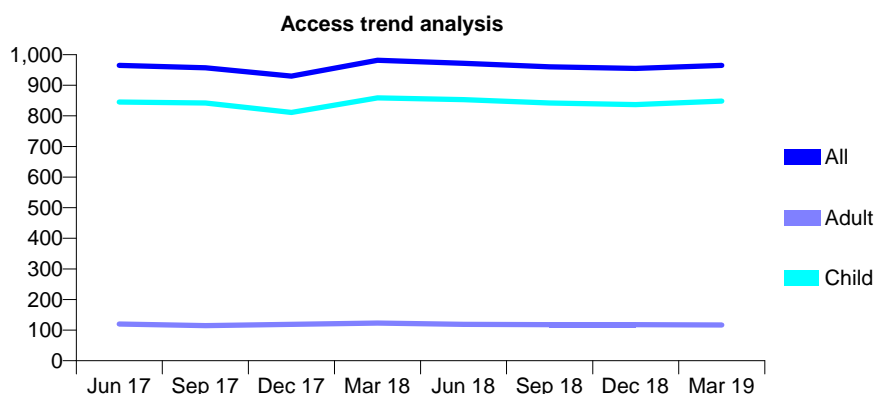
Q56 - Vital Signs At a Glance Contract Report for 819948/0001 - March 2019

Name or company name	MRS D STOKES
Contract type name	GDS Contract
Purpose of contract	General
Contract start date	01/06/2008
Contract end date	

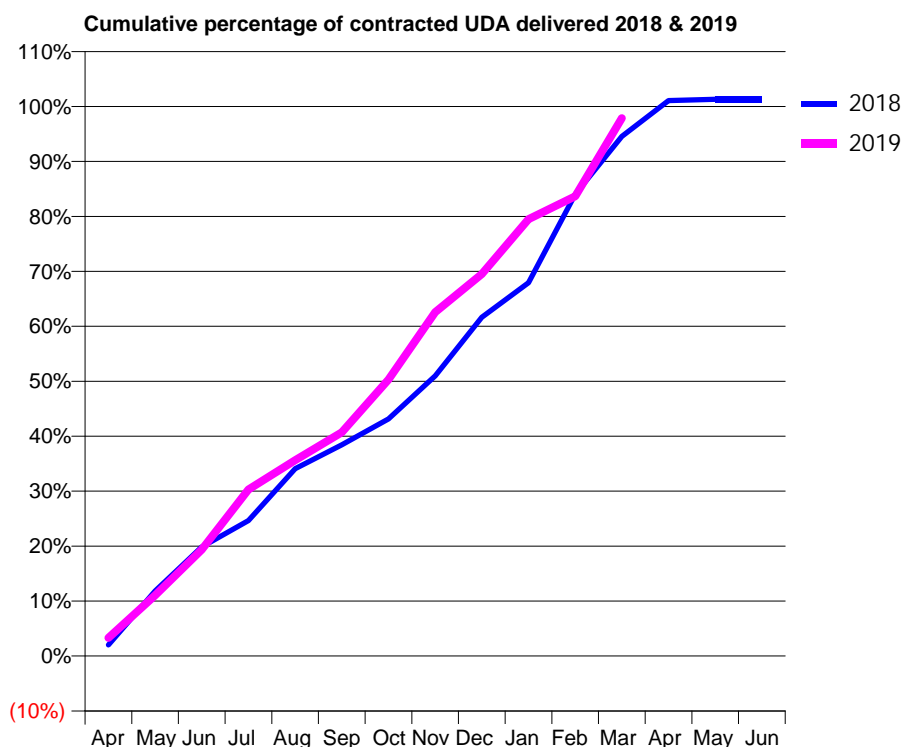
18/19 Contracted general activity (UDA)	2,116
Carry forward general activity (UDA)	0
18/19 Contracted orthodontic activity (UOA)	0
Carry forward orthodontic activity (UOA)	0
Baseline contract value	£49,428.74

ACCESS*

Patients seen in 24 months	Total	Change since previous quarter
Quarter ending March 2018	982	
Quarter ending June 2018	972	↓
Quarter ending September 2018	960	↓
Quarter ending December 2018	955	→
Quarter ending March 2019	965	→
Variance since March 2018	(1.7%)	↓



ACTIVITY



Month	Adjusted Scheduled Activity (UDA)	
	2018	2019
April	43	70
May	252	234
June	422	410
July	524	641
August	726	754
September	818	861
October	919	1,065
November	1,085	1,324
December	1,313	1,470
January	1,446	1,682
February	1,789	1,770
March	2,013	2,071
April	2,152	
May	2,157	
June	2,157	

QUALITY

	Quantity	Base Number	Contract	AT	Region	England
% of FP17s for the same patient ID Re-attending within 3 months - Children	108	1,325	8.2%	10.7%	11.5%	11.8%
% of FP17s for the same patient ID Re-attending within 3 months - Adults	3	57	5.3%	14.1%	15.2%	15.7%
% of FP17s for the same patient ID Re-attending between 3 & 9 months - Children	845	1,325	63.8%	60.1%	60.2%	58.9%
% of FP17s for the same patient ID Re-attending between 3 & 9 months - Adults	41	57	71.9%	49.2%	51.8%	50.8%
% of FP17s for Band 1 Urgent Courses	23	1,296	1.8%	9.2%	8.1%	9.1%
% of FP17s Relating to Free Repair or Replacements	0	1,296	0.0%	0.7%	0.8%	0.8%
% of FP17s Relating to Continuations	0	1,296	0.0%	1.0%	0.9%	0.9%
% of Patients satisfied with the dentistry they have received	1	1	N/A	92.5%	92.7%	92.5%
% of Patients satisfied with the time they had to wait for an appointment	1	1	N/A	85.3%	87.4%	87.0%

* This is based on patients treated on this contract for their most recent course of treatment. Figures in italics indicate the base number of FP17s or Patient Questionnaire responses are less than 100. N/A is shown where the base number of responses is less than 10 during the period. % is calculated as Quantity/Base number*100

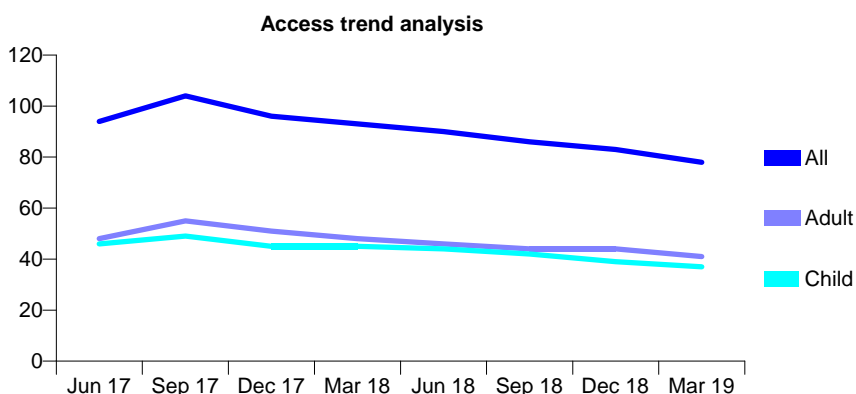
Q56 - Vital Signs At a Glance Contract Report for 825875/0001 - March 2019

Name or company name	MISS S PATEL
Contract type name	GDS Contract
Purpose of contract	General
Contract start date	01/04/2006
Contract end date	

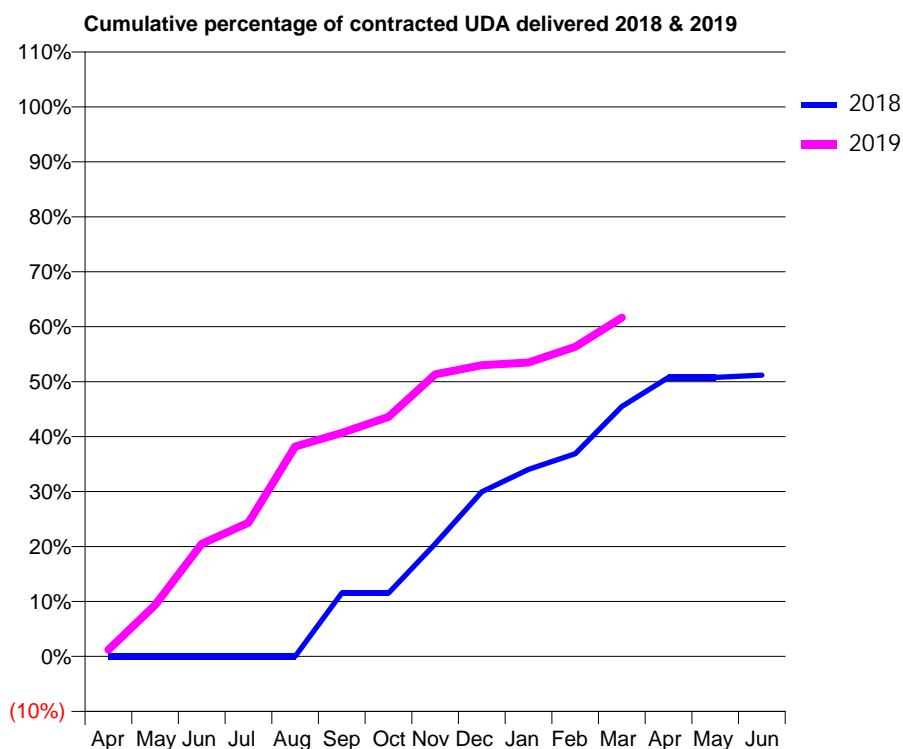
18/19 Contracted general activity (UDA)	245
Carry forward general activity (UDA)	0
18/19 Contracted orthodontic activity (UOA)	0
Carry forward orthodontic activity (UOA)	0
Baseline contract value	£5,563.62

ACCESS*

Patients seen in 24 months	Total	Change since previous quarter
Quarter ending March 2018	93	
Quarter ending June 2018	90	↓
Quarter ending September 2018	86	↓
Quarter ending December 2018	83	↓
Quarter ending March 2019	78	↓
Variance since March 2018	(16.1%)	↓



ACTIVITY



Month	Adjusted Scheduled Activity (UDA)	
	2018	2019
April	0	3
May	0	23
June	0	50
July	0	60
August	0	94
September	28	100
October	28	107
November	50	126
December	73	130
January	83	131
February	90	138
March	111	151
April	124	
May	124	
June	125	

QUALITY

	Quantity	Base Number	Contract	AT	Region	England
% of FP17s for the same patient ID Re-attending within 3 months - Children	0	50	0.0%	10.7%	11.5%	11.8%
% of FP17s for the same patient ID Re-attending within 3 months - Adults	4	41	9.8%	14.1%	15.2%	15.7%
% of FP17s for the same patient ID Re-attending between 3 & 9 months - Children	26	50	52.0%	60.1%	60.2%	58.9%
% of FP17s for the same patient ID Re-attending between 3 & 9 months - Adults	26	41	63.4%	49.2%	51.8%	50.8%
% of FP17s for Band 1 Urgent Courses	5	84	6.0%	9.2%	8.1%	9.1%
% of FP17s Relating to Free Repair or Replacements	0	84	0.0%	0.7%	0.8%	0.8%
% of FP17s Relating to Continuations	0	84	0.0%	1.0%	0.9%	0.9%
% of Patients satisfied with the dentistry they have received	0	0	N/A	92.5%	92.7%	92.5%
% of Patients satisfied with the time they had to wait for an appointment	0	0	N/A	85.3%	87.4%	87.0%

* This is based on patients treated on this contract for their most recent course of treatment. Figures in italics indicate the base number of FP17s or Patient Questionnaire responses are less than 100. N/A is shown where the base number of responses is less than 10 during the period. % is calculated as Quantity/Base number*100

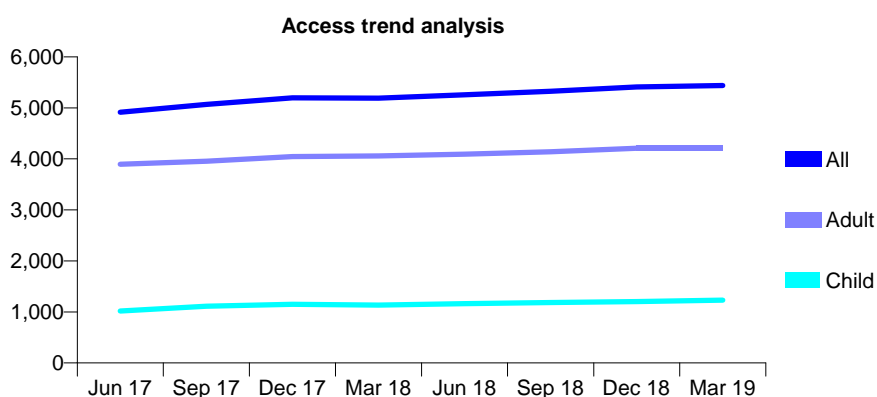
Q56 - Vital Signs At a Glance Contract Report for 827134/0006 - March 2019

Name or company name	MR JG PLUMMER
Contract type name	GDS Contract
Purpose of contract	General and Orthodontic
Contract start date	01/04/2006
Contract end date	

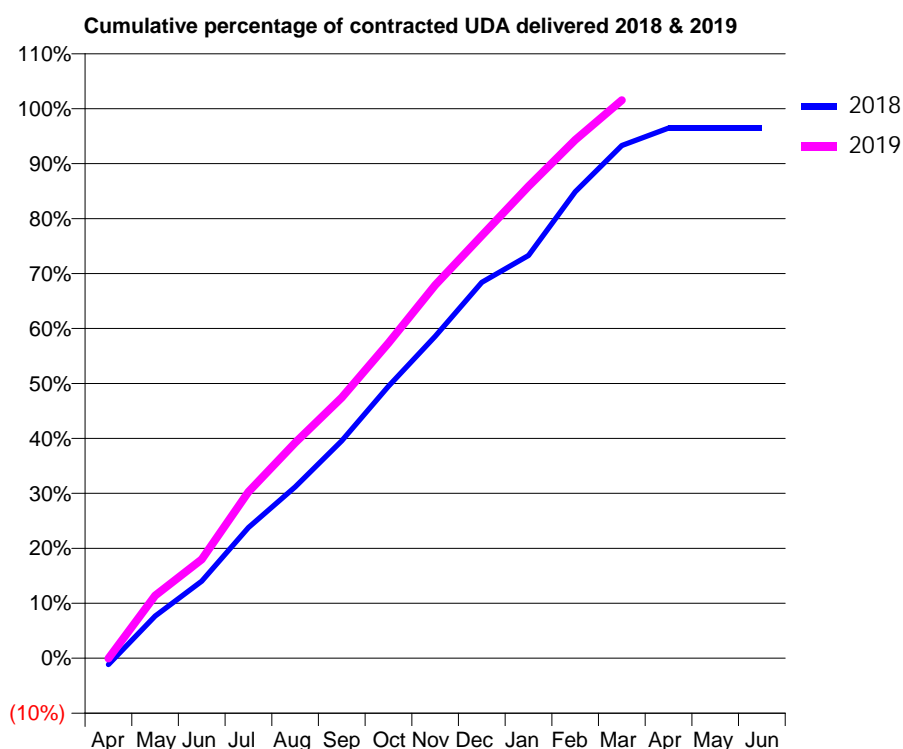
18/19 Contracted general activity (UDA)	13,778
Carry forward general activity (UDA)	486
18/19 Contracted orthodontic activity (UOA)	1,408
Carry forward orthodontic activity (UOA)	14
Baseline contract value	£570,379.08

ACCESS*

Patients seen in 24 months	Total	Change since previous quarter
Quarter ending March 2018	5,192	
Quarter ending June 2018	5,256	→
Quarter ending September 2018	5,326	→
Quarter ending December 2018	5,411	→
Quarter ending March 2019	5,440	→
Variance since March 2018	4.8%	↑



ACTIVITY



Month	Adjusted Scheduled Activity (UDA)	
	2018	2019
April	-162	-8
May	1,060	1,569
June	1,930	2,480
July	3,278	4,169
August	4,295	5,405
September	5,450	6,535
October	6,819	7,903
November	8,071	9,358
December	9,425	10,594
January	10,099	11,830
February	11,695	12,994
March	12,855	13,987
April	13,292	
May	13,292	
June	13,292	

QUALITY

	Quantity	Base Number	Contract	AT	Region	England
% of FP17s for the same patient ID Re-attending within 3 months - Children	137	1,822	7.5%	10.7%	11.5%	11.8%
% of FP17s for the same patient ID Re-attending within 3 months - Adults	735	5,513	13.3%	14.1%	15.2%	15.7%
% of FP17s for the same patient ID Re-attending between 3 & 9 months - Children	842	1,822	46.2%	60.1%	60.2%	58.9%
% of FP17s for the same patient ID Re-attending between 3 & 9 months - Adults	1,796	5,513	32.6%	49.2%	51.8%	50.8%
% of FP17s for Band 1 Urgent Courses	660	6,746	9.8%	9.2%	8.1%	9.1%
% of FP17s Relating to Free Repair or Replacements	140	6,746	2.1%	0.7%	0.8%	0.8%
% of FP17s Relating to Continuations	90	6,746	1.3%	1.0%	0.9%	0.9%
% of Patients satisfied with the dentistry they have received	1	1	N/A	92.5%	92.7%	92.5%
% of Patients satisfied with the time they had to wait for an appointment	1	1	N/A	85.3%	87.4%	87.0%

* This is based on patients treated on this contract for their most recent course of treatment. Figures in italics indicate the base number of FP17s or Patient Questionnaire responses are less than 100. N/A is shown where the base number of responses is less than 10 during the period. % is calculated as Quantity/Base number*100

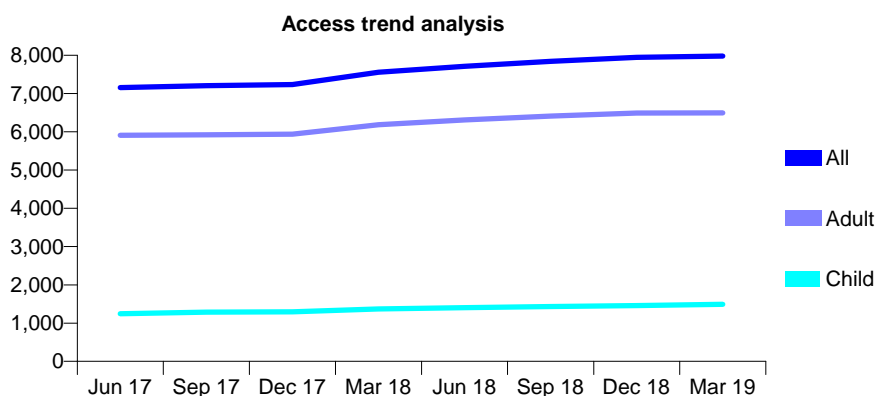
Q56 - Vital Signs At a Glance Contract Report for 827134/0007 - March 2019

Name or company name	MR JG PLUMMER
Contract type name	GDS Contract
Purpose of contract	General and Orthodontic
Contract start date	01/04/2006
Contract end date	

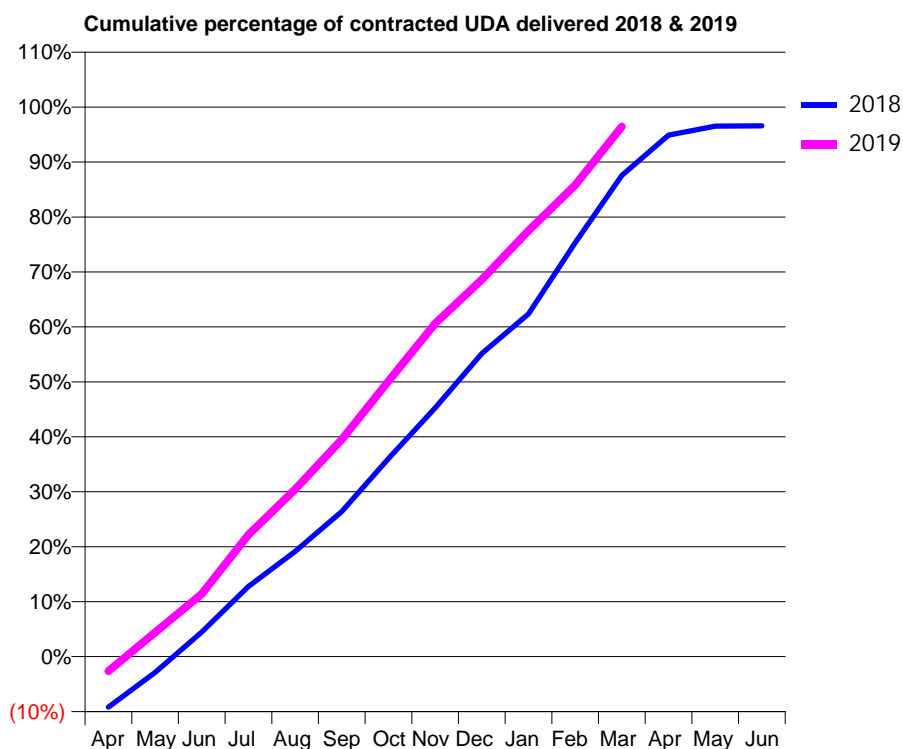
18/19 Contracted general activity (UDA)	17,482
Carry forward general activity (UDA)	597
18/19 Contracted orthodontic activity (UOA)	1,430
Carry forward orthodontic activity (UOA)	-9
Baseline contract value	£717,630.61

ACCESS*

Patients seen in 24 months	Total	Change since previous quarter
Quarter ending March 2018	7,557	
Quarter ending June 2018	7,712	↑
Quarter ending September 2018	7,841	→
Quarter ending December 2018	7,947	→
Quarter ending March 2019	7,981	→
Variance since March 2018	5.6%	↑



ACTIVITY



Month	Adjusted Scheduled Activity (UDA)	
	2018	2019
April	-1,610	-467
May	-508	770
June	782	1,997
July	2,234	3,878
August	3,347	5,321
September	4,619	6,909
October	6,302	8,765
November	7,914	10,600
December	9,642	11,990
January	10,903	13,548
February	13,170	14,997
March	15,304	16,856
April	16,591	
May	16,873	
June	16,885	

QUALITY

	Quantity	Base Number	Contract	AT	Region	England
% of FP17s for the same patient ID Re-attending within 3 months - Children	198	2,279	8.7%	10.7%	11.5%	11.8%
% of FP17s for the same patient ID Re-attending within 3 months - Adults	1,214	8,872	13.7%	14.1%	15.2%	15.7%
% of FP17s for the same patient ID Re-attending between 3 & 9 months - Children	887	2,279	38.9%	60.1%	60.2%	58.9%
% of FP17s for the same patient ID Re-attending between 3 & 9 months - Adults	3,122	8,872	35.2%	49.2%	51.8%	50.8%
% of FP17s for Band 1 Urgent Courses	1,093	9,678	11.3%	9.2%	8.1%	9.1%
% of FP17s Relating to Free Repair or Replacements	137	9,678	1.4%	0.7%	0.8%	0.8%
% of FP17s Relating to Continuations	86	9,678	0.9%	1.0%	0.9%	0.9%
% of Patients satisfied with the dentistry they have received	2	2	N/A	92.5%	92.7%	92.5%
% of Patients satisfied with the time they had to wait for an appointment	2	2	N/A	85.3%	87.4%	87.0%

* This is based on patients treated on this contract for their most recent course of treatment. Figures in italics indicate the base number of FP17s or Patient Questionnaire responses are less than 100. N/A is shown where the base number of responses is less than 10 during the period. % is calculated as Quantity/Base number*100

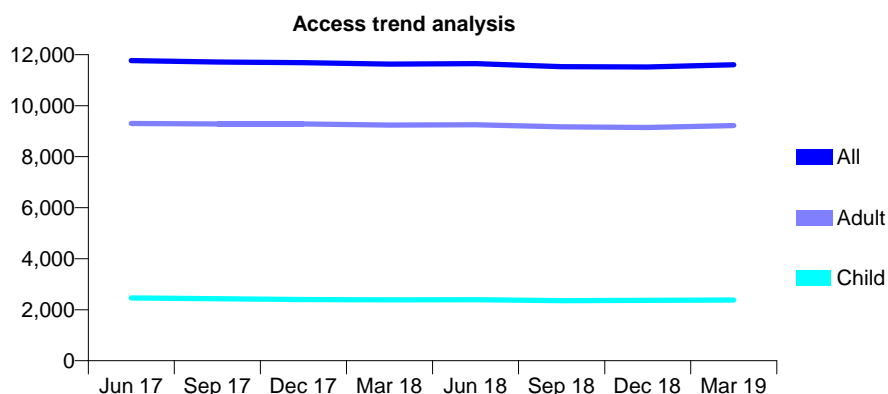
Q56 - Vital Signs At a Glance Contract Report for 827134/0008 - March 2019

Name or company name	MR JG PLUMMER
Contract type name	GDS Contract
Purpose of contract	General and Orthodontic
Contract start date	01/04/2006
Contract end date	

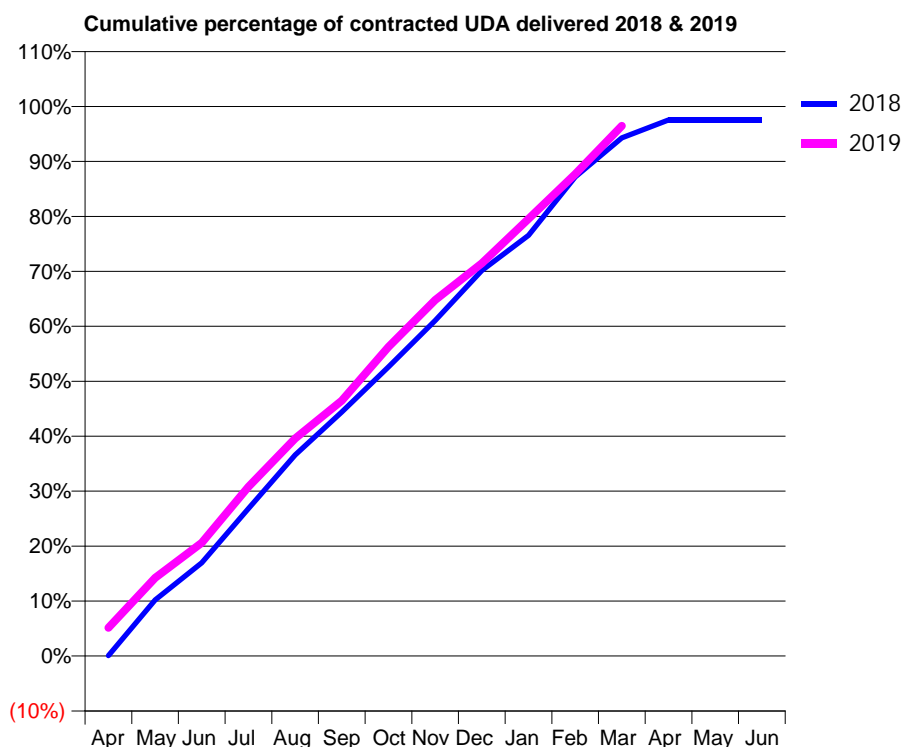
18/19 Contracted general activity (UDA)	25,930
Carry forward general activity (UDA)	0
18/19 Contracted orthodontic activity (UOA)	1,430
Carry forward orthodontic activity (UOA)	-15
Baseline contract value	£866,356.38

ACCESS*

Patients seen in 24 months	Total	Change since previous quarter
Quarter ending March 2018	11,631	
Quarter ending June 2018	11,646	→
Quarter ending September 2018	11,526	↓
Quarter ending December 2018	11,517	→
Quarter ending March 2019	11,603	→
Variance since March 2018	(0.2%)	→



ACTIVITY



Month	Adjusted Scheduled Activity (UDA)	
	2018	2019
April	22	1,332
May	2,645	3,691
June	4,404	5,343
July	6,965	7,985
August	9,490	10,263
September	11,513	12,044
October	13,638	14,583
November	15,826	16,797
December	18,190	18,527
January	19,848	20,633
February	22,604	22,743
March	24,451	25,016
April	25,291	
May	25,291	
June	25,291	

QUALITY

	Quantity	Base Number	Contract	AT	Region	England
% of FP17s for the same patient ID Re-attending within 3 months - Children	292	3,621	8.1%	10.7%	11.5%	11.8%
% of FP17s for the same patient ID Re-attending within 3 months - Adults	1,628	12,455	13.1%	14.1%	15.2%	15.7%
% of FP17s for the same patient ID Re-attending between 3 & 9 months - Children	1,884	3,621	52.0%	60.1%	60.2%	58.9%
% of FP17s for the same patient ID Re-attending between 3 & 9 months - Adults	4,386	12,455	35.2%	49.2%	51.8%	50.8%
% of FP17s for Band 1 Urgent Courses	2,025	14,950	13.5%	9.2%	8.1%	9.1%
% of FP17s Relating to Free Repair or Replacements	139	14,950	0.9%	0.7%	0.8%	0.8%
% of FP17s Relating to Continuations	86	14,950	0.6%	1.0%	0.9%	0.9%
% of Patients satisfied with the dentistry they have received	1	1	N/A	92.5%	92.7%	92.5%
% of Patients satisfied with the time they had to wait for an appointment	1	1	N/A	85.3%	87.4%	87.0%

* This is based on patients treated on this contract for their most recent course of treatment. Figures in italics indicate the base number of FP17s or Patient Questionnaire responses are less than 100. N/A is shown where the base number of responses is less than 10 during the period. % is calculated as Quantity/Base number*100

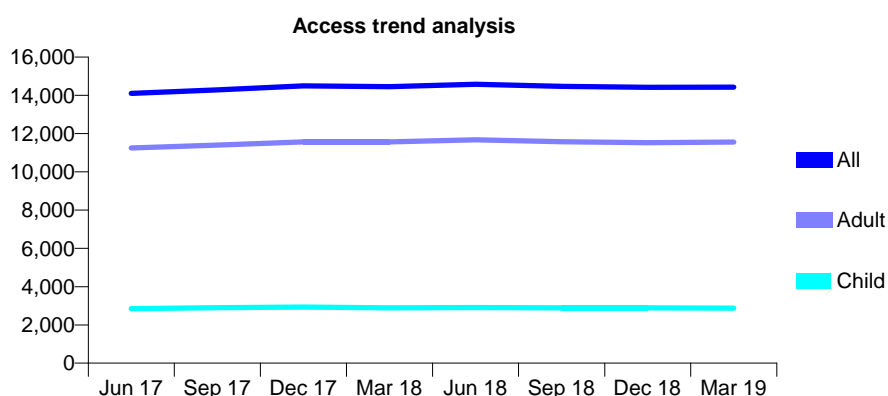
Q56 - Vital Signs At a Glance Contract Report for 827134/0009 - March 2019

Name or company name	MR JG PLUMMER
Contract type name	GDS Contract
Purpose of contract	General and Orthodontic
Contract start date	01/04/2006
Contract end date	

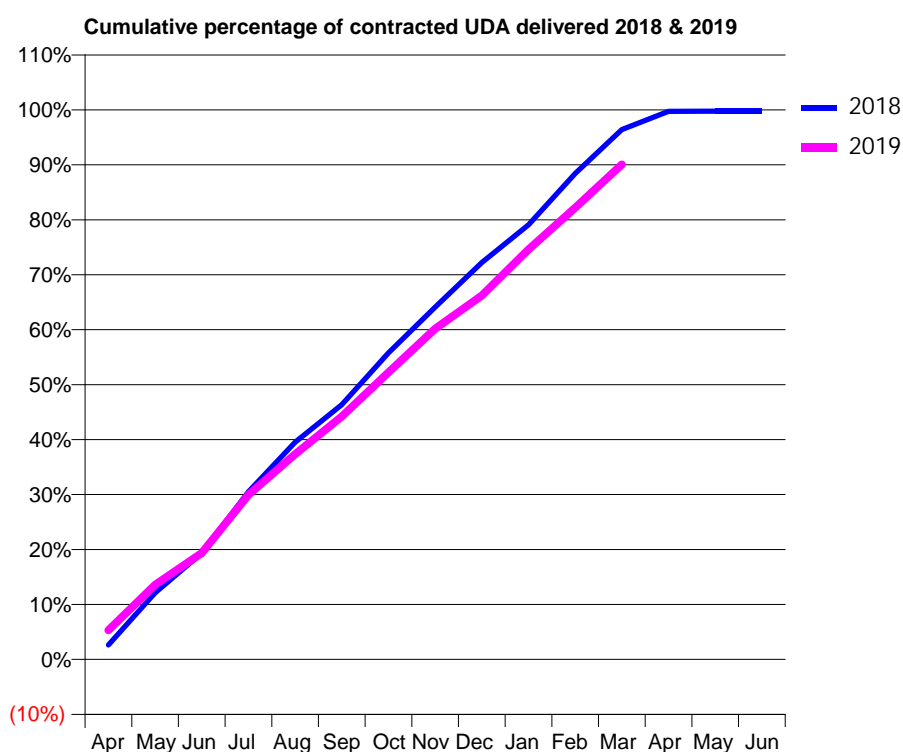
18/19 Contracted general activity (UDA)	35,892
Carry forward general activity (UDA)	78
18/19 Contracted orthodontic activity (UOA)	1,980
Carry forward orthodontic activity (UOA)	-39
Baseline contract value	£1,202,864.32

ACCESS*

Patients seen in 24 months	Total	Change since previous quarter
Quarter ending March 2018	14,453	
Quarter ending June 2018	14,580	→
Quarter ending September 2018	14,469	→
Quarter ending December 2018	14,422	→
Quarter ending March 2019	14,426	→
Variance since March 2018	(0.2%)	→



ACTIVITY



Month	Adjusted Scheduled Activity (UDA)	
	2018	2019
April	850	1,913
May	3,934	4,876
June	6,271	6,946
July	9,887	10,751
August	12,811	13,409
September	15,009	15,863
October	18,070	18,746
November	20,762	21,601
December	23,389	23,766
January	25,612	26,781
February	28,639	29,507
March	31,227	32,328
April	32,306	
May	32,314	
June	32,314	

QUALITY

	Quantity	Base Number	Contract	AT	Region	England
% of FP17s for the same patient ID Re-attending within 3 months - Children	326	4,698	6.9%	10.7%	11.5%	11.8%
% of FP17s for the same patient ID Re-attending within 3 months - Adults	2,199	16,335	13.5%	14.1%	15.2%	15.7%
% of FP17s for the same patient ID Re-attending between 3 & 9 months - Children	2,647	4,698	56.3%	60.1%	60.2%	58.9%
% of FP17s for the same patient ID Re-attending between 3 & 9 months - Adults	6,518	16,335	39.9%	49.2%	51.8%	50.8%
% of FP17s for Band 1 Urgent Courses	2,490	20,072	12.4%	9.2%	8.1%	9.1%
% of FP17s Relating to Free Repair or Replacements	188	20,072	0.9%	0.7%	0.8%	0.8%
% of FP17s Relating to Continuations	153	20,072	0.8%	1.0%	0.9%	0.9%
% of Patients satisfied with the dentistry they have received	6	6	N/A	92.5%	92.7%	92.5%
% of Patients satisfied with the time they had to wait for an appointment	6	6	N/A	85.3%	87.4%	87.0%

* This is based on patients treated on this contract for their most recent course of treatment. Figures in italics indicate the base number of FP17s or Patient Questionnaire responses are less than 100. N/A is shown where the base number of responses is less than 10 during the period. % is calculated as Quantity/Base number*100

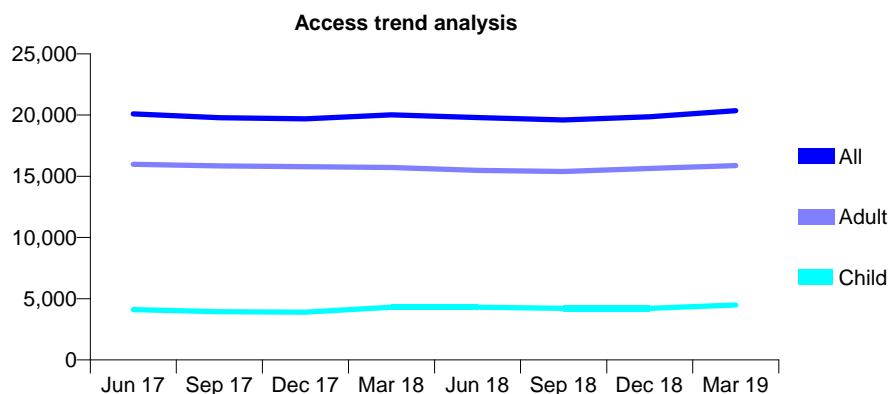
Q56 - Vital Signs At a Glance Contract Report for 827134/0010 - March 2019

Name or company name	MR JG PLUMMER
Contract type name	Pilot Contract
Purpose of contract	General and Orthodontic
Contract start date	01/04/2006
Contract end date	

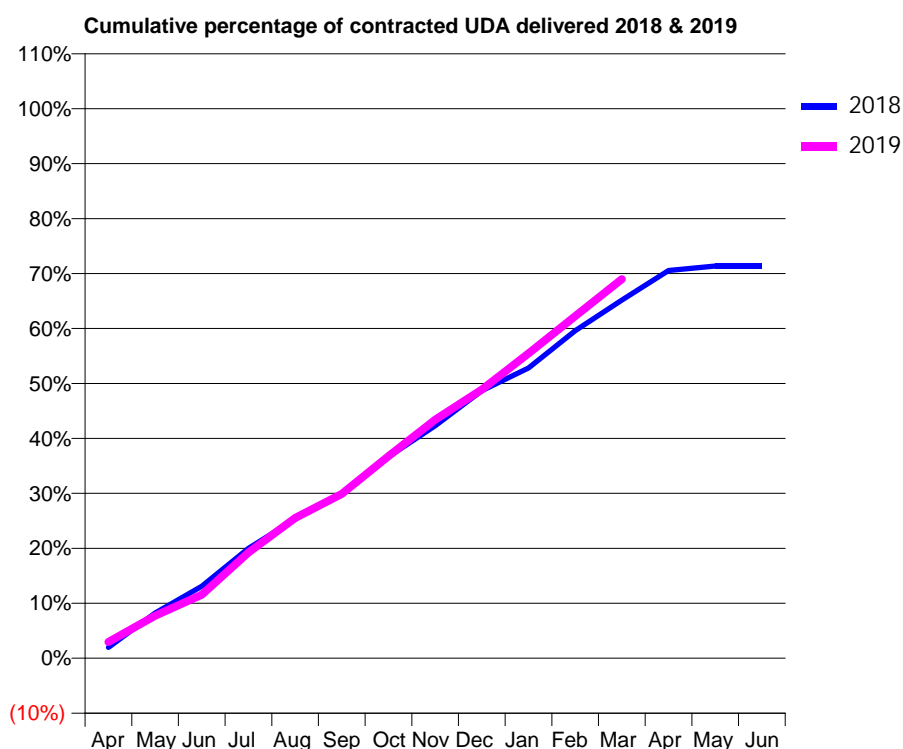
18/19 Contracted general activity (UDA)	51,443
Carry forward general activity (UDA)	0
18/19 Contracted orthodontic activity (UOA)	2,750
Carry forward orthodontic activity (UOA)	64
Baseline contract value	£1,691,758.57

ACCESS*

Patients seen in 24 months	Total	Change since previous quarter
Quarter ending March 2018	20,018	
Quarter ending June 2018	19,801	↓
Quarter ending September 2018	19,604	→
Quarter ending December 2018	19,862	→
Quarter ending March 2019	20,368	↑
Variance since March 2018	1.7%	→



ACTIVITY



Month	2018	2019
April	1,020	1,513
May	4,234	3,973
June	6,733	5,937
July	10,277	9,892
August	13,024	13,123
September	15,400	15,390
October	18,854	18,913
November	21,762	22,330
December	25,054	25,144
January	27,173	28,529
February	30,660	32,025
March	33,519	35,484
April	36,295	
May	36,711	
June	36,708	

QUALITY

	Quantity	Base Number	Contract	AT	Region	England
% of FP17s for the same patient ID Re-attending within 3 months - Children	378	6,233	6.1%	10.7%	11.5%	11.8%
% of FP17s for the same patient ID Re-attending within 3 months - Adults	1,490	17,048	8.7%	14.1%	15.2%	15.7%
% of FP17s for the same patient ID Re-attending between 3 & 9 months - Children	2,345	6,233	37.6%	60.1%	60.2%	58.9%
% of FP17s for the same patient ID Re-attending between 3 & 9 months - Adults	4,917	17,048	28.8%	49.2%	51.8%	50.8%
% of FP17s for Band 1 Urgent Courses	1,617	20,476	7.9%	9.2%	8.1%	9.1%
% of FP17s Relating to Free Repair or Replacements	201	20,476	1.0%	0.7%	0.8%	0.8%
% of FP17s Relating to Continuations	141	20,476	0.7%	1.0%	0.9%	0.9%
% of Patients satisfied with the dentistry they have received	12	12	100.0%	92.5%	92.7%	92.5%
% of Patients satisfied with the time they had to wait for an appointment	9	12	75.0%	85.3%	87.4%	87.0%

* This is based on patients treated on this contract for their most recent course of treatment.

Figures in italics indicate the base number of FP17s or Patient Questionnaire responses are less than 100. N/A is shown where the base number of responses is less than 10 during the period. % is calculated as Quantity/Base number*100

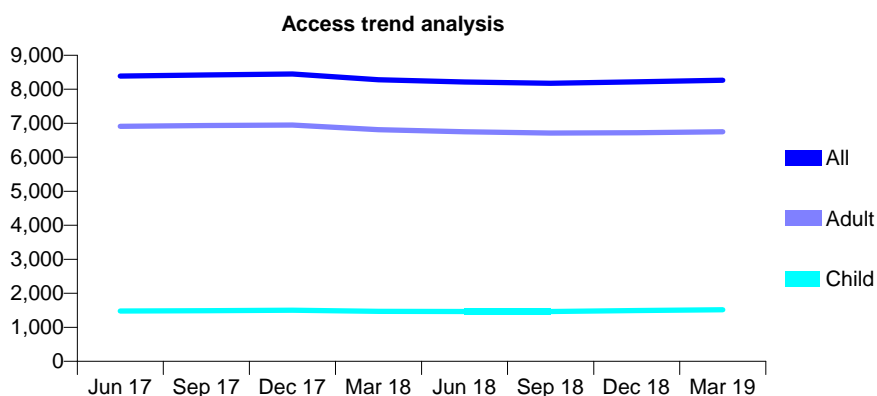
Q56 - Vital Signs At a Glance Contract Report for 827134/0012 - March 2019

Name or company name	MR JG PLUMMER
Contract type name	GDS Contract
Purpose of contract	General and Orthodontic
Contract start date	01/04/2006
Contract end date	

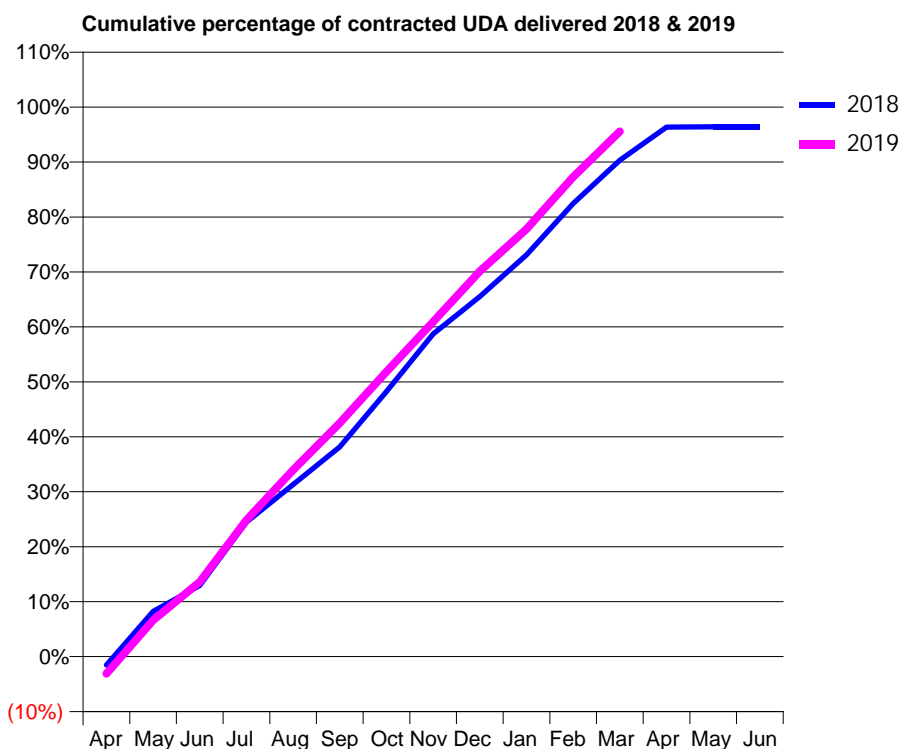
18/19 Contracted general activity (UDA)	22,126
Carry forward general activity (UDA)	797
18/19 Contracted orthodontic activity (UOA)	2,090
Carry forward orthodontic activity (UOA)	-10
Baseline contract value	£840,789.90

ACCESS*

Patients seen in 24 months	Total	Change since previous quarter
Quarter ending March 2018	8,279	
Quarter ending June 2018	8,214	→
Quarter ending September 2018	8,173	→
Quarter ending December 2018	8,218	→
Quarter ending March 2019	8,266	→
Variance since March 2018	(0.2%)	→



ACTIVITY



Month	Adjusted Scheduled Activity (UDA)	
	2018	2019
April	-340	-693
May	1,823	1,467
June	2,864	3,005
July	5,412	5,500
August	6,928	7,519
September	8,443	9,404
October	10,679	11,472
November	12,998	13,488
December	14,497	15,513
January	16,175	17,213
February	18,246	19,318
March	19,981	21,148
April	21,321	
May	21,329	
June	21,329	

QUALITY

	Quantity	Base Number	Contract	AT	Region	England
% of FP17s for the same patient ID Re-attending within 3 months - Children	264	2,485	10.6%	10.7%	11.5%	11.8%
% of FP17s for the same patient ID Re-attending within 3 months - Adults	1,146	8,662	13.2%	14.1%	15.2%	15.7%
% of FP17s for the same patient ID Re-attending between 3 & 9 months - Children	1,215	2,485	48.9%	60.1%	60.2%	58.9%
% of FP17s for the same patient ID Re-attending between 3 & 9 months - Adults	2,490	8,662	28.7%	49.2%	51.8%	50.8%
% of FP17s for Band 1 Urgent Courses	839	10,195	8.2%	9.2%	8.1%	9.1%
% of FP17s Relating to Free Repair or Replacements	347	10,195	3.4%	0.7%	0.8%	0.8%
% of FP17s Relating to Continuations	155	10,195	1.5%	1.0%	0.9%	0.9%
% of Patients satisfied with the dentistry they have received	4	4	N/A	92.5%	92.7%	92.5%
% of Patients satisfied with the time they had to wait for an appointment	4	4	N/A	85.3%	87.4%	87.0%

* This is based on patients treated on this contract for their most recent course of treatment. Figures in italics indicate the base number of FP17s or Patient Questionnaire responses are less than 100. N/A is shown where the base number of responses is less than 10 during the period. % is calculated as Quantity/Base number*100

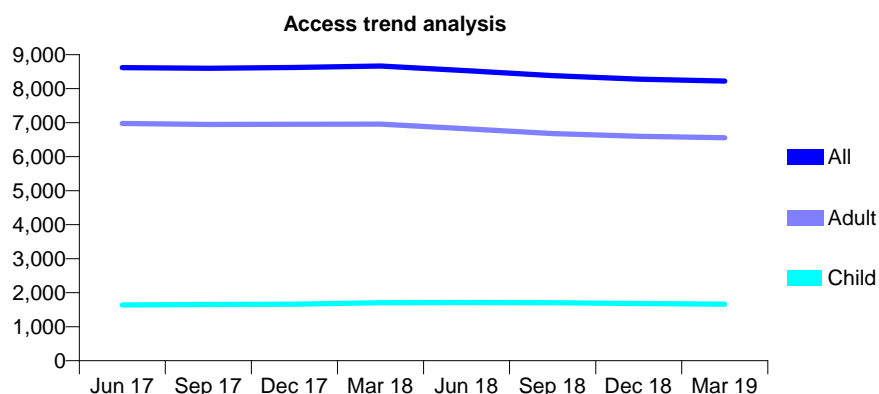
Q56 - Vital Signs At a Glance Contract Report for 827134/0013 - March 2019

Name or company name	MR JG PLUMMER
Contract type name	GDS Contract
Purpose of contract	General and Orthodontic
Contract start date	01/04/2006
Contract end date	

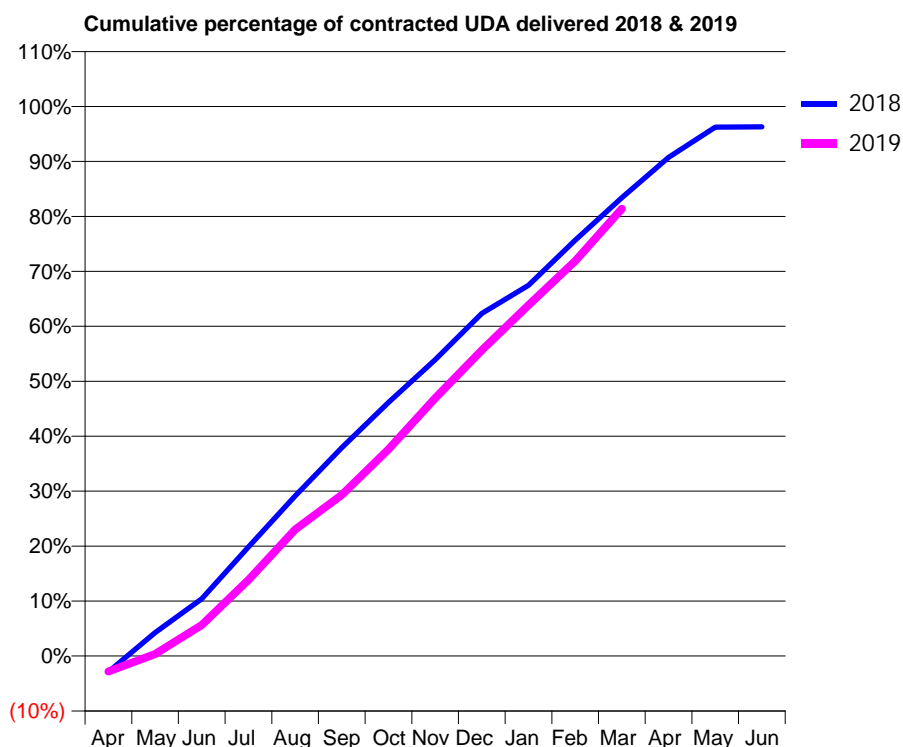
18/19 Contracted general activity (UDA)	24,945
Carry forward general activity (UDA)	930
18/19 Contracted orthodontic activity (UOA)	2,064
Carry forward orthodontic activity (UOA)	5
Baseline contract value	£902,220.57

ACCESS*

Patients seen in 24 months	Total	Change since previous quarter
Quarter ending March 2018	8,663	
Quarter ending June 2018	8,533	↓
Quarter ending September 2018	8,382	↓
Quarter ending December 2018	8,279	↓
Quarter ending March 2019	8,224	→
Variance since March 2018	(5.1%)	↓



ACTIVITY



Month	Adjusted Scheduled Activity (UDA)	
	2018	2019
April	-715	-703
May	1,066	94
June	2,597	1,407
July	4,955	3,451
August	7,268	5,739
September	9,453	7,312
October	11,513	9,383
November	13,445	11,708
December	15,548	13,880
January	16,832	15,931
February	18,878	17,932
March	20,802	20,299
April	22,630	
May	24,003	
June	24,015	

QUALITY

	Quantity	Base Number	Contract	AT	Region	England
% of FP17s for the same patient ID Re-attending within 3 months - Children	255	2,551	10.0%	10.7%	11.5%	11.8%
% of FP17s for the same patient ID Re-attending within 3 months - Adults	1,344	8,918	15.1%	14.1%	15.2%	15.7%
% of FP17s for the same patient ID Re-attending between 3 & 9 months - Children	1,120	2,551	43.9%	60.1%	60.2%	58.9%
% of FP17s for the same patient ID Re-attending between 3 & 9 months - Adults	3,570	8,918	40.0%	49.2%	51.8%	50.8%
% of FP17s for Band 1 Urgent Courses	1,365	9,715	14.1%	9.2%	8.1%	9.1%
% of FP17s Relating to Free Repair or Replacements	197	9,715	2.0%	0.7%	0.8%	0.8%
% of FP17s Relating to Continuations	129	9,715	1.3%	1.0%	0.9%	0.9%
% of Patients satisfied with the dentistry they have received	3	4	N/A	92.5%	92.7%	92.5%
% of Patients satisfied with the time they had to wait for an appointment	2	4	N/A	85.3%	87.4%	87.0%

* This is based on patients treated on this contract for their most recent course of treatment. Figures in italics indicate the base number of FP17s or Patient Questionnaire responses are less than 100. N/A is shown where the base number of responses is less than 10 during the period. % is calculated as Quantity/Base number*100

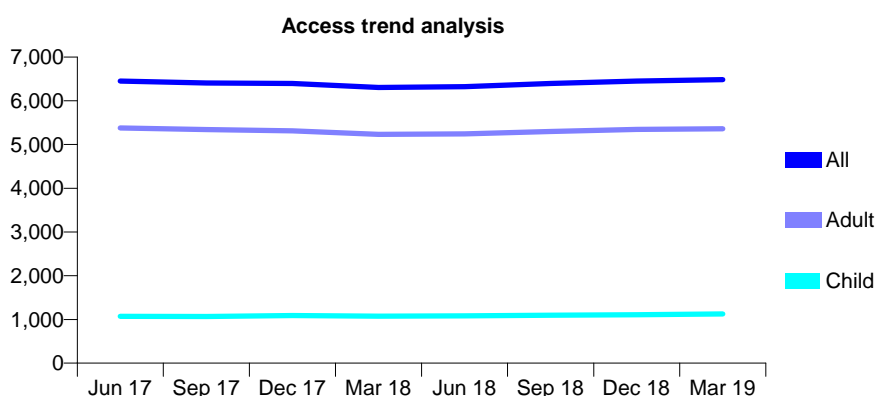
Q56 - Vital Signs At a Glance Contract Report for 827134/0014 - March 2019

Name or company name	MR JG PLUMMER
Contract type name	GDS Contract
Purpose of contract	General and Orthodontic
Contract start date	01/04/2006
Contract end date	

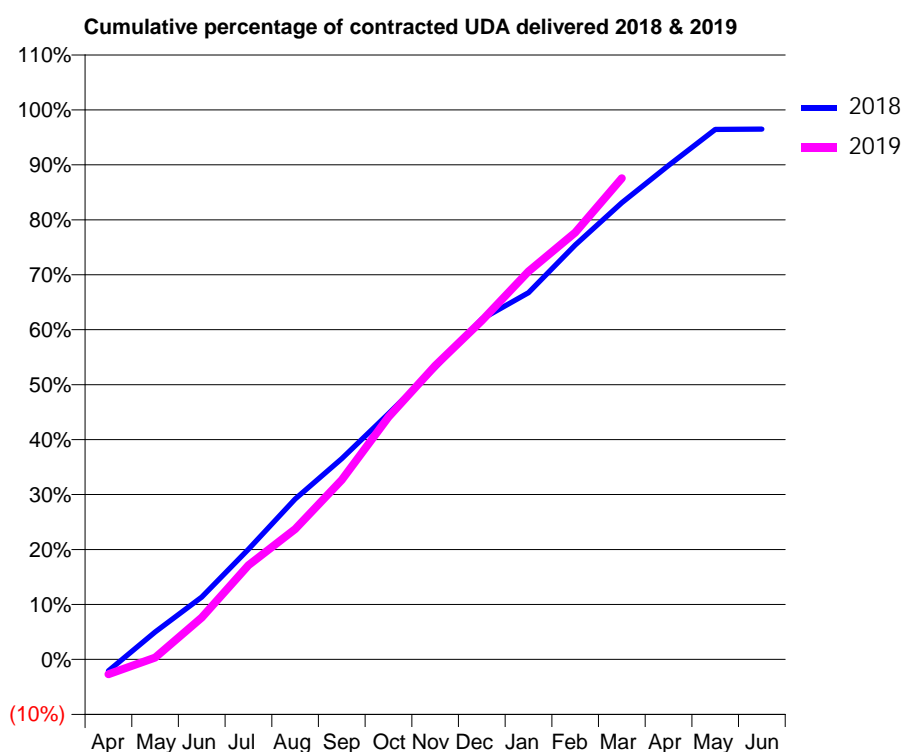
18/19 Contracted general activity (UDA)	15,368
Carry forward general activity (UDA)	538
18/19 Contracted orthodontic activity (UOA)	396
Carry forward orthodontic activity (UOA)	-5
Baseline contract value	£526,104.09

ACCESS*

Patients seen in 24 months	Total	Change since previous quarter
Quarter ending March 2018	6,307	
Quarter ending June 2018	6,324	→
Quarter ending September 2018	6,394	→
Quarter ending December 2018	6,453	→
Quarter ending March 2019	6,484	→
Variance since March 2018	2.8%	↑



ACTIVITY



Month	Adjusted Scheduled Activity (UDA)	
	2018	2019
April	-323	-417
May	767	53
June	1,745	1,174
July	3,082	2,635
August	4,490	3,646
September	5,613	5,020
October	6,870	6,777
November	8,161	8,215
December	9,519	9,472
January	10,255	10,852
February	11,591	11,941
March	12,771	13,452
April	13,813	
May	14,818	
June	14,830	

QUALITY

	Quantity	Base Number	Contract	AT	Region	England
% of FP17s for the same patient ID Re-attending within 3 months - Children	108	1,621	6.7%	10.7%	11.5%	11.8%
% of FP17s for the same patient ID Re-attending within 3 months - Adults	1,007	7,368	13.7%	14.1%	15.2%	15.7%
% of FP17s for the same patient ID Re-attending between 3 & 9 months - Children	565	1,621	34.9%	60.1%	60.2%	58.9%
% of FP17s for the same patient ID Re-attending between 3 & 9 months - Adults	2,154	7,368	29.2%	49.2%	51.8%	50.8%
% of FP17s for Band 1 Urgent Courses	1,313	7,960	16.5%	9.2%	8.1%	9.1%
% of FP17s Relating to Free Repair or Replacements	106	7,960	1.3%	0.7%	0.8%	0.8%
% of FP17s Relating to Continuations	59	7,960	0.7%	1.0%	0.9%	0.9%
% of Patients satisfied with the dentistry they have received	3	3	N/A	92.5%	92.7%	92.5%
% of Patients satisfied with the time they had to wait for an appointment	3	3	N/A	85.3%	87.4%	87.0%

* This is based on patients treated on this contract for their most recent course of treatment. Figures in italics indicate the base number of FP17s or Patient Questionnaire responses are less than 100. N/A is shown where the base number of responses is less than 10 during the period. % is calculated as Quantity/Base number*100

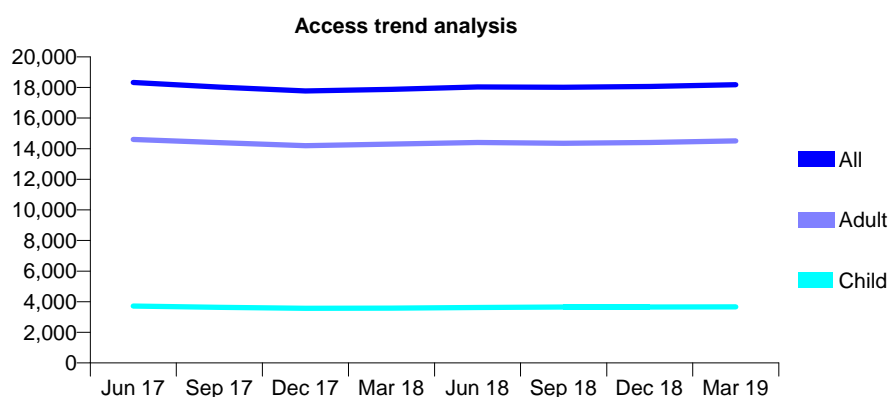
Q56 - Vital Signs At a Glance Contract Report for 827134/0015 - March 2019

Name or company name	MR JG PLUMMER
Contract type name	GDS Contract
Purpose of contract	General and Orthodontic
Contract start date	01/04/2006
Contract end date	

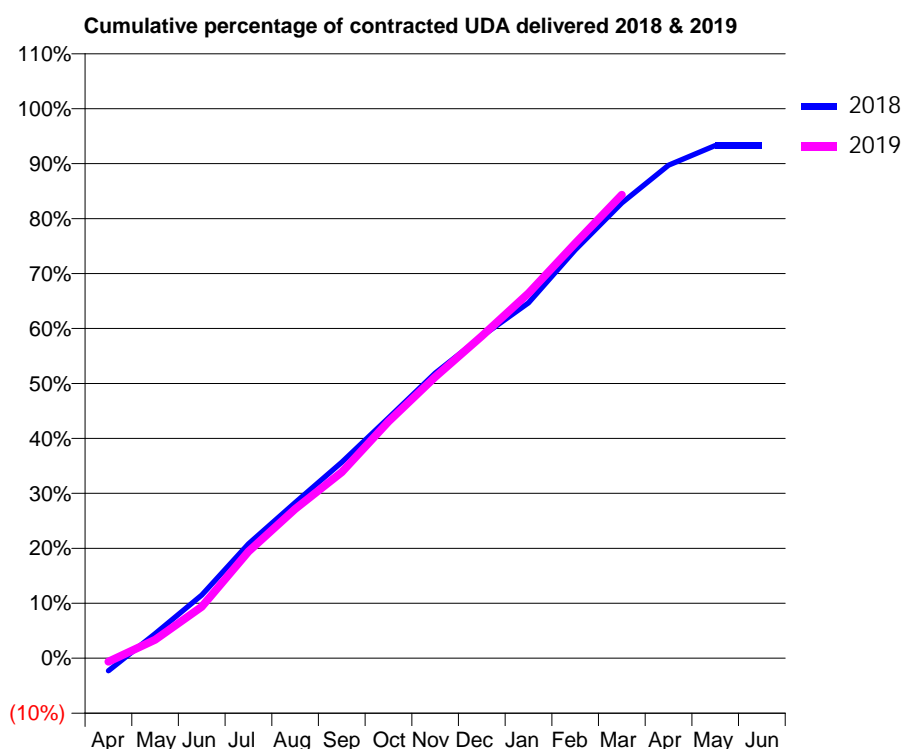
18/19 Contracted general activity (UDA)	51,722
Carry forward general activity (UDA)	798
18/19 Contracted orthodontic activity (UOA)	1,341
Carry forward orthodontic activity (UOA)	-27
Baseline contract value	£1,446,571.27

ACCESS*

Patients seen in 24 months	Total	Change since previous quarter
Quarter ending March 2018	17,881	
Quarter ending June 2018	18,033	→
Quarter ending September 2018	18,011	→
Quarter ending December 2018	18,067	→
Quarter ending March 2019	18,181	→
Variance since March 2018	1.7%	→



ACTIVITY



Month	Adjusted Scheduled Activity (UDA)	
	2018	2019
April	-1,191	-333
May	2,314	1,744
June	5,944	4,833
July	10,762	10,045
August	14,656	14,047
September	18,448	17,511
October	22,607	22,274
November	26,823	26,477
December	30,298	30,320
January	33,445	34,343
February	38,422	39,055
March	42,849	43,605
April	46,399	
May	48,253	
June	48,253	

QUALITY

	Quantity	Base Number	Contract	AT	Region	England
% of FP17s for the same patient ID Re-attending within 3 months - Children	449	5,655	7.9%	10.7%	11.5%	11.8%
% of FP17s for the same patient ID Re-attending within 3 months - Adults	3,453	20,499	16.8%	14.1%	15.2%	15.7%
% of FP17s for the same patient ID Re-attending between 3 & 9 months - Children	3,055	5,655	54.0%	60.1%	60.2%	58.9%
% of FP17s for the same patient ID Re-attending between 3 & 9 months - Adults	7,806	20,499	38.1%	49.2%	51.8%	50.8%
% of FP17s for Band 1 Urgent Courses	3,290	23,511	14.0%	9.2%	8.1%	9.1%
% of FP17s Relating to Free Repair or Replacements	287	23,511	1.2%	0.7%	0.8%	0.8%
% of FP17s Relating to Continuations	257	23,511	1.1%	1.0%	0.9%	0.9%
% of Patients satisfied with the dentistry they have received	4	4	N/A	92.5%	92.7%	92.5%
% of Patients satisfied with the time they had to wait for an appointment	4	4	N/A	85.3%	87.4%	87.0%

* This is based on patients treated on this contract for their most recent course of treatment.

Figures in italics indicate the base number of FP17s or Patient Questionnaire responses are less than 100. N/A is shown where the base number of responses is less than 10 during the period. % is calculated as Quantity/Base number*100

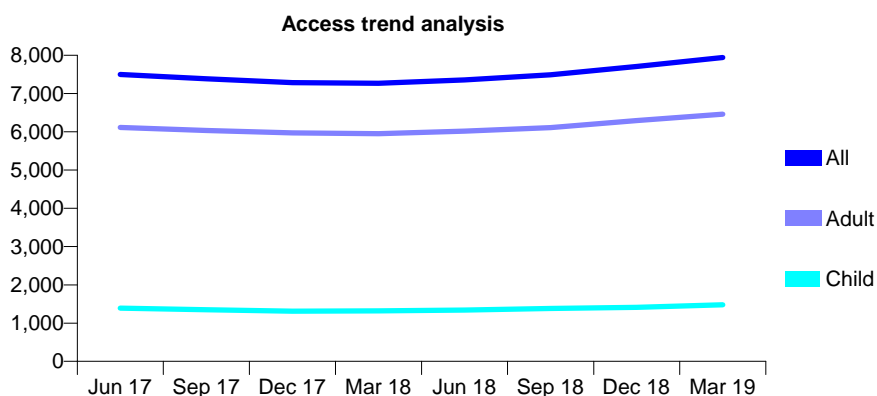
Q56 - Vital Signs At a Glance Contract Report for 827134/0016 - March 2019

Name or company name	MR JG PLUMMER
Contract type name	GDS Contract
Purpose of contract	General and Orthodontic
Contract start date	01/04/2006
Contract end date	

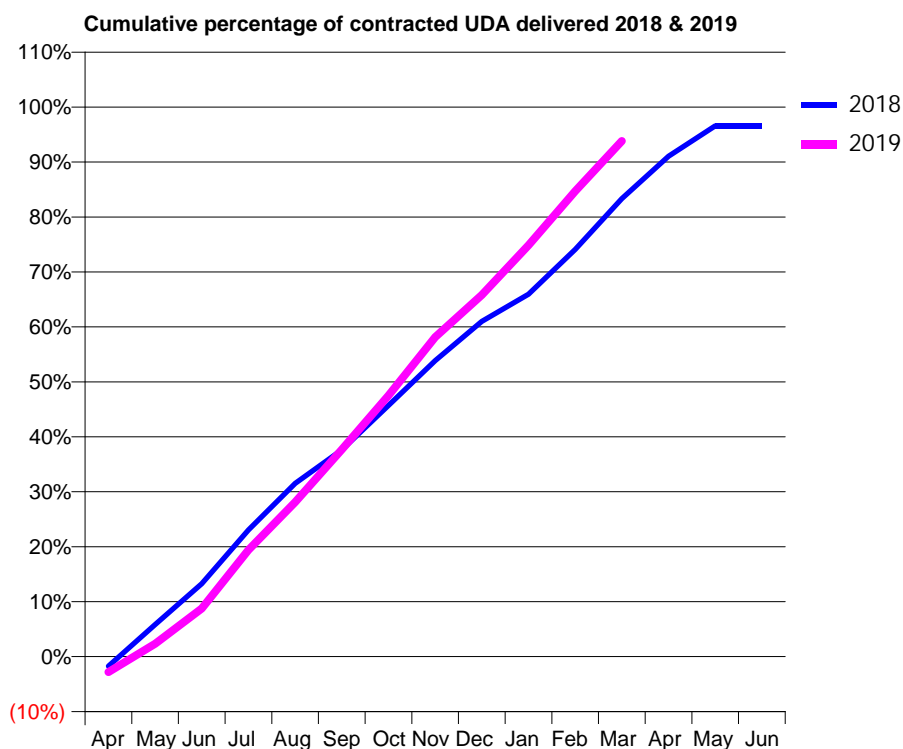
18/19 Contracted general activity (UDA)	20,424
Carry forward general activity (UDA)	698
18/19 Contracted orthodontic activity (UOA)	500
Carry forward orthodontic activity (UOA)	-1
Baseline contract value	£642,476.95

ACCESS*

Patients seen in 24 months	Total	Change since previous quarter
Quarter ending March 2018	7,269	
Quarter ending June 2018	7,358	→
Quarter ending September 2018	7,490	→
Quarter ending December 2018	7,705	↑
Quarter ending March 2019	7,942	↑
Variance since March 2018	9.3%	↑



ACTIVITY



Month	Adjusted Scheduled Activity (UDA)	
	2018	2019
April	-360	-577
May	1,191	479
June	2,709	1,789
July	4,706	3,969
August	6,441	5,739
September	7,684	7,696
October	9,334	9,704
November	11,002	11,872
December	12,456	13,440
January	13,469	15,289
February	15,135	17,302
March	17,015	19,162
April	18,597	
May	19,726	
June	19,726	

QUALITY

	Quantity	Base Number	Contract	AT	Region	England
% of FP17s for the same patient ID Re-attending within 3 months - Children	158	2,177	7.3%	10.7%	11.5%	11.8%
% of FP17s for the same patient ID Re-attending within 3 months - Adults	1,207	8,783	13.7%	14.1%	15.2%	15.7%
% of FP17s for the same patient ID Re-attending between 3 & 9 months - Children	985	2,177	45.2%	60.1%	60.2%	58.9%
% of FP17s for the same patient ID Re-attending between 3 & 9 months - Adults	3,259	8,783	37.1%	49.2%	51.8%	50.8%
% of FP17s for Band 1 Urgent Courses	1,194	9,811	12.2%	9.2%	8.1%	9.1%
% of FP17s Relating to Free Repair or Replacements	179	9,811	1.8%	0.7%	0.8%	0.8%
% of FP17s Relating to Continuations	84	9,811	0.9%	1.0%	0.9%	0.9%
% of Patients satisfied with the dentistry they have received	4	4	N/A	92.5%	92.7%	92.5%
% of Patients satisfied with the time they had to wait for an appointment	4	4	N/A	85.3%	87.4%	87.0%

* This is based on patients treated on this contract for their most recent course of treatment. Figures in italics indicate the base number of FP17s or Patient Questionnaire responses are less than 100. N/A is shown where the base number of responses is less than 10 during the period. % is calculated as Quantity/Base number*100

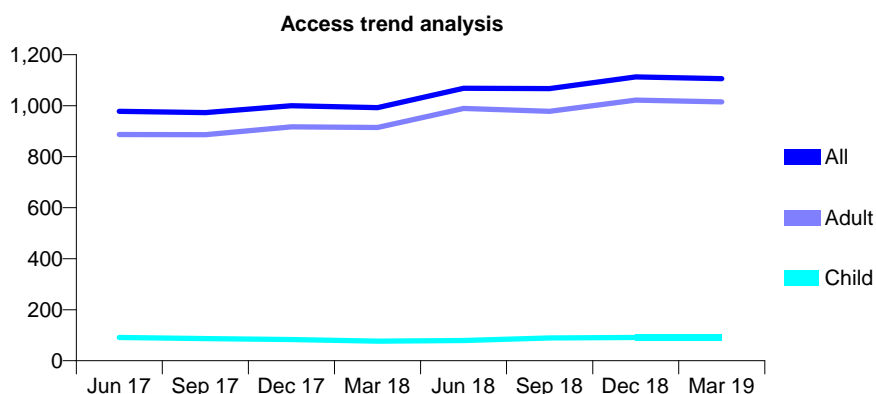
Q56 - Vital Signs At a Glance Contract Report for 827134/0017 - March 2019

Name or company name	MR JG PLUMMER
Contract type name	PDS Contract
Purpose of contract	General
Contract start date	01/02/2008
Contract end date	30/06/2019

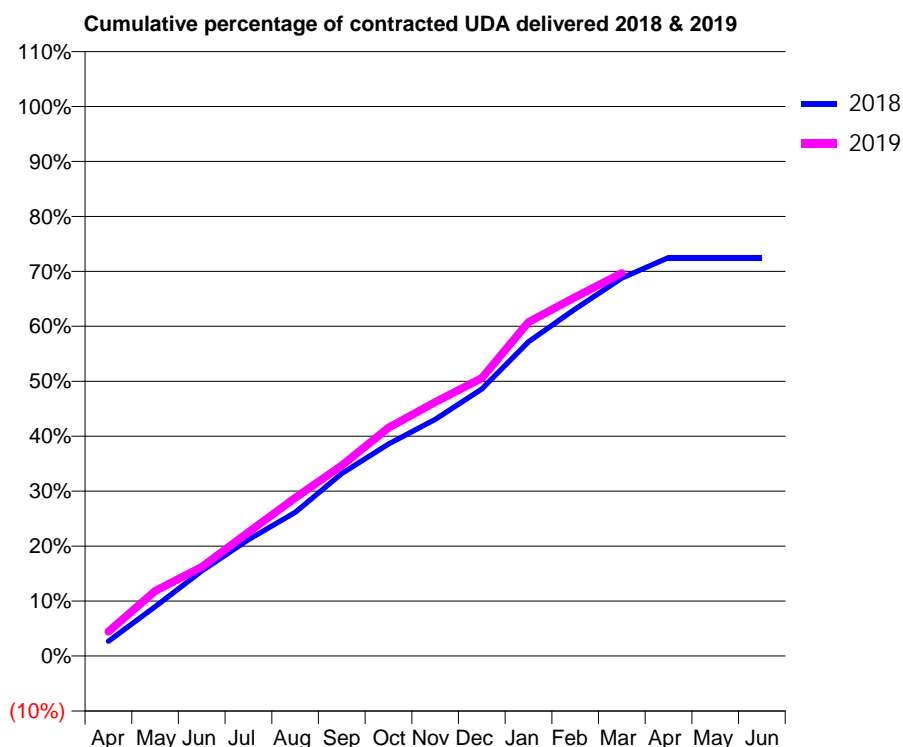
18/19 Contracted general activity (UDA)	2,800
Carry forward general activity (UDA)	0
18/19 Contracted orthodontic activity (UOA)	0
Carry forward orthodontic activity (UOA)	0
Baseline contract value	£157,133.39

ACCESS*

Patients seen in 24 months	Total	Change since previous quarter
Quarter ending March 2018	992	
Quarter ending June 2018	1,068	↑
Quarter ending September 2018	1,067	→
Quarter ending December 2018	1,113	↑
Quarter ending March 2019	1,106	→
Variance since March 2018	11.5%	↑



ACTIVITY



Month	Adjusted Scheduled Activity (UDA)	
	2018	2019
April	76	125
May	252	331
June	433	454
July	593	631
August	732	806
September	930	971
October	1,080	1,163
November	1,206	1,294
December	1,361	1,415
January	1,601	1,702
February	1,768	1,829
March	1,925	1,951
April	2,030	
May	2,030	
June	2,030	

QUALITY

	Quantity	Base Number	Contract	AT	Region	England
% of FP17s for the same patient ID Re-attending within 3 months - Children	6	196	3.1%	10.7%	11.5%	11.8%
% of FP17s for the same patient ID Re-attending within 3 months - Adults	30	1,525	2.0%	14.1%	15.2%	15.7%
% of FP17s for the same patient ID Re-attending between 3 & 9 months - Children	2	196	1.0%	60.1%	60.2%	58.9%
% of FP17s for the same patient ID Re-attending between 3 & 9 months - Adults	15	1,525	1.0%	49.2%	51.8%	50.8%
% of FP17s for Band 1 Urgent Courses	1,618	1,632	99.1%	9.2%	8.1%	9.1%
% of FP17s Relating to Free Repair or Replacements	1	1,632	0.1%	0.7%	0.8%	0.8%
% of FP17s Relating to Continuations	0	1,632	0.0%	1.0%	0.9%	0.9%
% of Patients satisfied with the dentistry they have received	0	0	N/A	92.5%	92.7%	92.5%
% of Patients satisfied with the time they had to wait for an appointment	0	0	N/A	85.3%	87.4%	87.0%

* This is based on patients treated on this contract for their most recent course of treatment. Figures in italics indicate the base number of FP17s or Patient Questionnaire responses are less than 100. N/A is shown where the base number of responses is less than 10 during the period. % is calculated as Quantity/Base number*100

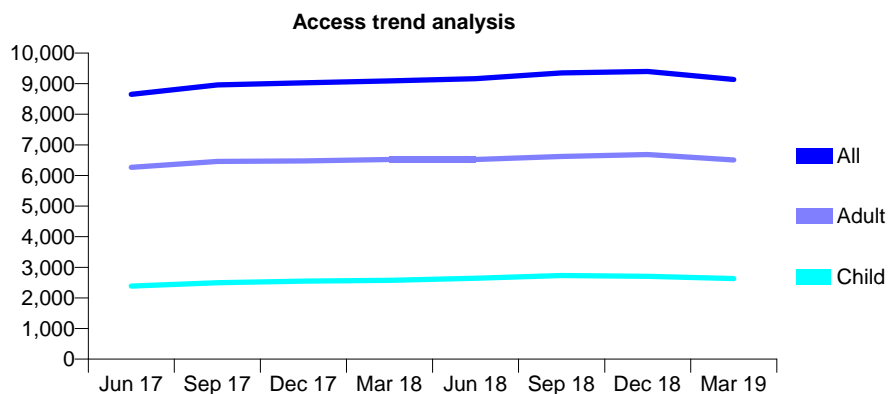
Q56 - Vital Signs At a Glance Contract Report for 836036/0001 - March 2019

Name or company name	MR BS SANGHERA
Contract type name	GDS Contract
Purpose of contract	General
Contract start date	01/04/2006
Contract end date	

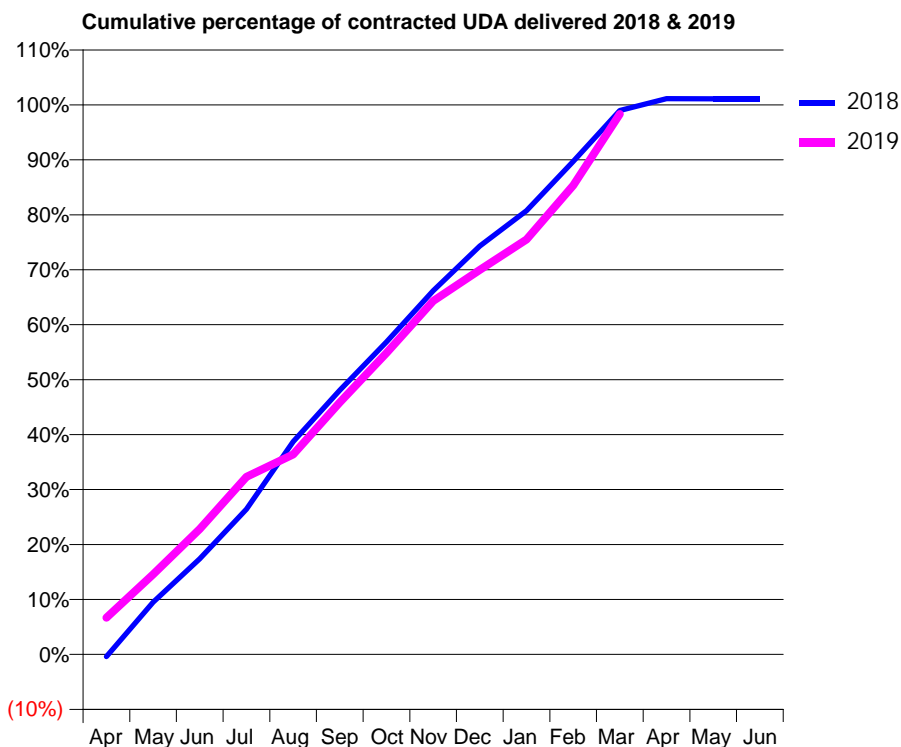
18/19 Contracted general activity (UDA)	31,345
Carry forward general activity (UDA)	-348
18/19 Contracted orthodontic activity (UOA)	0
Carry forward orthodontic activity (UOA)	0
Baseline contract value	£789,501.08

ACCESS*

Patients seen in 24 months	Total	Change since previous quarter
Quarter ending March 2018	9,093	
Quarter ending June 2018	9,164	→
Quarter ending September 2018	9,351	↑
Quarter ending December 2018	9,396	→
Quarter ending March 2019	9,141	↓
Variance since March 2018	0.5%	→



ACTIVITY



Month	2018	2019
April	-123	2,095
May	2,989	4,567
June	5,455	7,152
July	8,291	10,129
August	12,135	11,402
September	15,063	14,373
October	17,828	17,195
November	20,745	20,158
December	23,284	21,936
January	25,309	23,664
February	28,120	26,746
March	31,026	30,827
April	31,697	
May	31,693	
June	31,693	

QUALITY

	Quantity	Base Number	Contract	AT	Region	England
% of FP17s for the same patient ID Re-attending within 3 months - Children	291	4,419	6.6%	10.7%	11.5%	11.8%
% of FP17s for the same patient ID Re-attending within 3 months - Adults	1,184	9,564	12.4%	14.1%	15.2%	15.7%
% of FP17s for the same patient ID Re-attending between 3 & 9 months - Children	3,041	4,419	68.8%	60.1%	60.2%	58.9%
% of FP17s for the same patient ID Re-attending between 3 & 9 months - Adults	5,713	9,564	59.7%	49.2%	51.8%	50.8%
% of FP17s for Band 1 Urgent Courses	799	13,629	5.9%	9.2%	8.1%	9.1%
% of FP17s Relating to Free Repair or Replacements	54	13,629	0.4%	0.7%	0.8%	0.8%
% of FP17s Relating to Continuations	147	13,629	1.1%	1.0%	0.9%	0.9%
% of Patients satisfied with the dentistry they have received	6	6	N/A	92.5%	92.7%	92.5%
% of Patients satisfied with the time they had to wait for an appointment	5	6	N/A	85.3%	87.4%	87.0%

* This is based on patients treated on this contract for their most recent course of treatment. Figures in italics indicate the base number of FP17s or Patient Questionnaire responses are less than 100. N/A is shown where the base number of responses is less than 10 during the period. % is calculated as Quantity/Base number*100

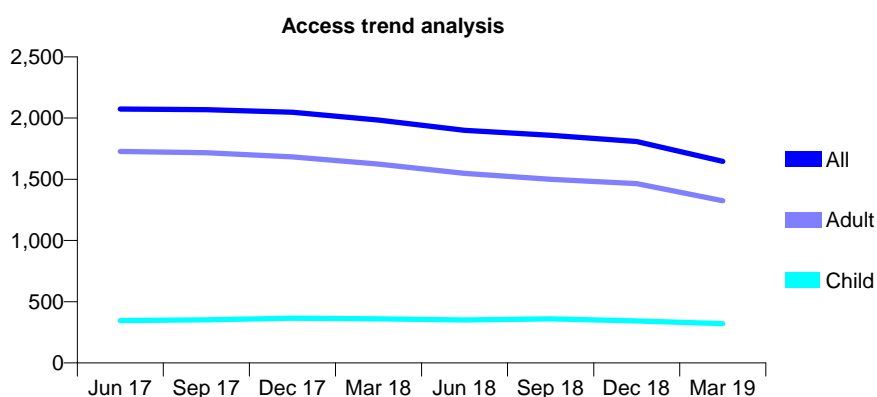
Q56 - Vital Signs At a Glance Contract Report for 836036/0003 - March 2019

Name or company name	MR BS SANGHERA
Contract type name	GDS Contract
Purpose of contract	General
Contract start date	01/07/2015
Contract end date	

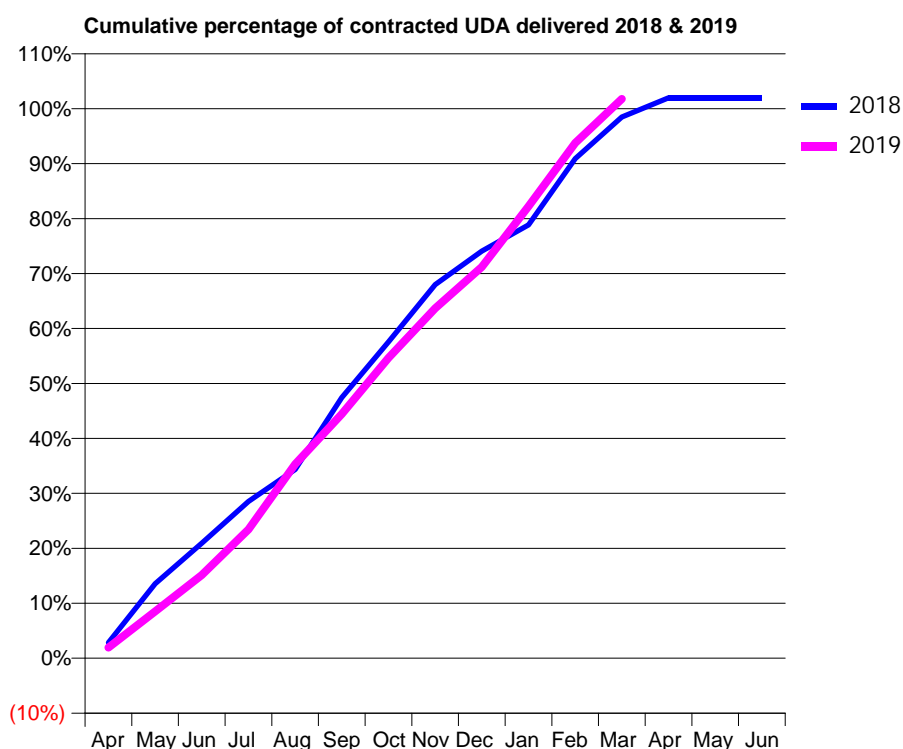
18/19 Contracted general activity (UDA)	4,123
Carry forward general activity (UDA)	-81
18/19 Contracted orthodontic activity (UOA)	0
Carry forward orthodontic activity (UOA)	0
Baseline contract value	£151,603.18

ACCESS*

Patients seen in 24 months	Total	Change since previous quarter
Quarter ending March 2018	1,984	
Quarter ending June 2018	1,900	↓
Quarter ending September 2018	1,859	↓
Quarter ending December 2018	1,809	↓
Quarter ending March 2019	1,646	↓
Variance since March 2018	(17.0%)	↓



ACTIVITY



Month	2018	2019
April	118	81
May	559	351
June	863	624
July	1,176	966
August	1,416	1,457
September	1,955	1,831
October	2,374	2,253
November	2,803	2,625
December	3,054	2,935
January	3,251	3,390
February	3,749	3,865
March	4,061	4,195
April	4,204	
May	4,204	
June	4,204	

QUALITY

	Quantity	Base Number	Contract	AT	Region	England
% of FP17s for the same patient ID Re-attending within 3 months - Children	18	363	5.0%	10.7%	11.5%	11.8%
% of FP17s for the same patient ID Re-attending within 3 months - Adults	186	1,571	11.8%	14.1%	15.2%	15.7%
% of FP17s for the same patient ID Re-attending between 3 & 9 months - Children	198	363	54.5%	60.1%	60.2%	58.9%
% of FP17s for the same patient ID Re-attending between 3 & 9 months - Adults	850	1,571	54.1%	49.2%	51.8%	50.8%
% of FP17s for Band 1 Urgent Courses	87	1,856	4.7%	9.2%	8.1%	9.1%
% of FP17s Relating to Free Repair or Replacements	11	1,856	0.6%	0.7%	0.8%	0.8%
% of FP17s Relating to Continuations	43	1,856	2.3%	1.0%	0.9%	0.9%
% of Patients satisfied with the dentistry they have received	0	0	N/A	92.5%	92.7%	92.5%
% of Patients satisfied with the time they had to wait for an appointment	0	0	N/A	85.3%	87.4%	87.0%

* This is based on patients treated on this contract for their most recent course of treatment.

Figures in italics indicate the base number of FP17s or Patient Questionnaire responses are less than 100. N/A is shown where the base number of responses is less than 10 during the period. % is calculated as Quantity/Base number*100

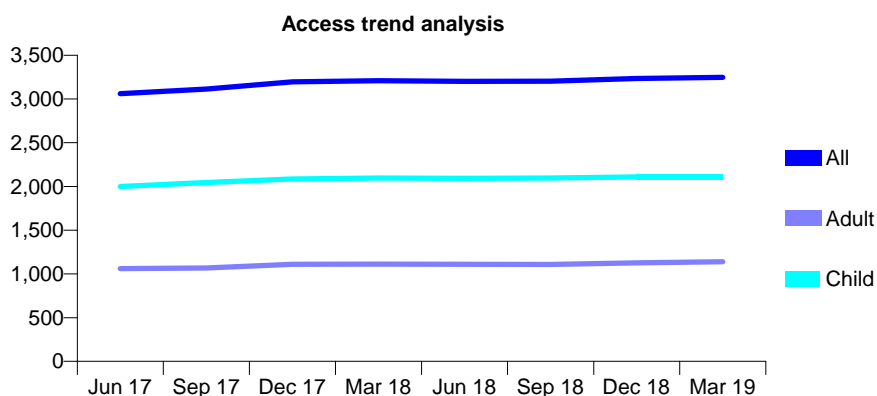
Q56 - Vital Signs At a Glance Contract Report for 839841/0003 - March 2019

Name or company name	MISS GM O'CALLAGHAN
Contract type name	GDS Contract
Purpose of contract	General
Contract start date	01/04/2006
Contract end date	

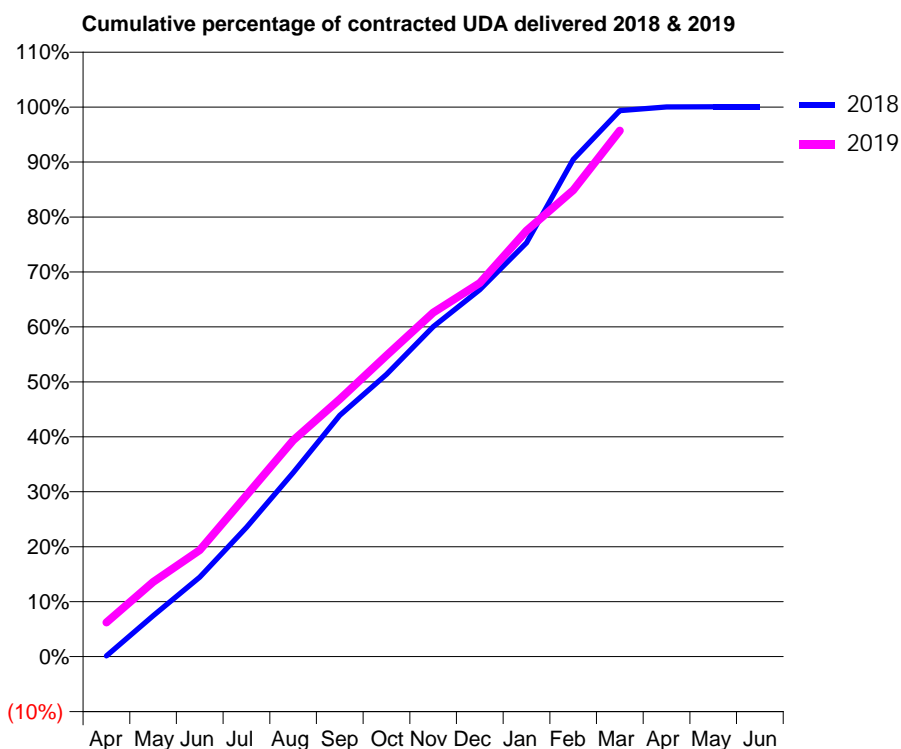
18/19 Contracted general activity (UDA)	9,313
Carry forward general activity (UDA)	-5
18/19 Contracted orthodontic activity (UOA)	0
Carry forward orthodontic activity (UOA)	0
Baseline contract value	£234,159.25

ACCESS*

Patients seen in 24 months	Total	Change since previous quarter
Quarter ending March 2018	3,209	
Quarter ending June 2018	3,202	→
Quarter ending September 2018	3,204	→
Quarter ending December 2018	3,235	→
Quarter ending March 2019	3,247	→
Variance since March 2018	1.2%	→



ACTIVITY



Month	Adjusted Scheduled Activity (UDA)	
	2018	2019
April	12	579
May	692	1,267
June	1,348	1,804
July	2,192	2,733
August	3,118	3,668
September	4,090	4,362
October	4,783	5,104
November	5,592	5,829
December	6,219	6,331
January	7,012	7,218
February	8,424	7,904
March	9,250	8,916
April	9,314	
May	9,318	
June	9,318	

QUALITY

	Quantity	Base Number	Contract	AT	Region	England
% of FP17s for the same patient ID Re-attending within 3 months - Children	274	3,330	8.2%	10.7%	11.5%	11.8%
% of FP17s for the same patient ID Re-attending within 3 months - Adults	329	1,320	24.9%	14.1%	15.2%	15.7%
% of FP17s for the same patient ID Re-attending between 3 & 9 months - Children	2,291	3,330	68.8%	60.1%	60.2%	58.9%
% of FP17s for the same patient ID Re-attending between 3 & 9 months - Adults	650	1,320	49.2%	49.2%	51.8%	50.8%
% of FP17s for Band 1 Urgent Courses	334	4,621	7.2%	9.2%	8.1%	9.1%
% of FP17s Relating to Free Repair or Replacements	1	4,621	0.0%	0.7%	0.8%	0.8%
% of FP17s Relating to Continuations	1	4,621	0.0%	1.0%	0.9%	0.9%
% of Patients satisfied with the dentistry they have received	1	1	N/A	92.5%	92.7%	92.5%
% of Patients satisfied with the time they had to wait for an appointment	1	1	N/A	85.3%	87.4%	87.0%

* This is based on patients treated on this contract for their most recent course of treatment. Figures in italics indicate the base number of FP17s or Patient Questionnaire responses are less than 100. N/A is shown where the base number of responses is less than 10 during the period. % is calculated as Quantity/Base number*100

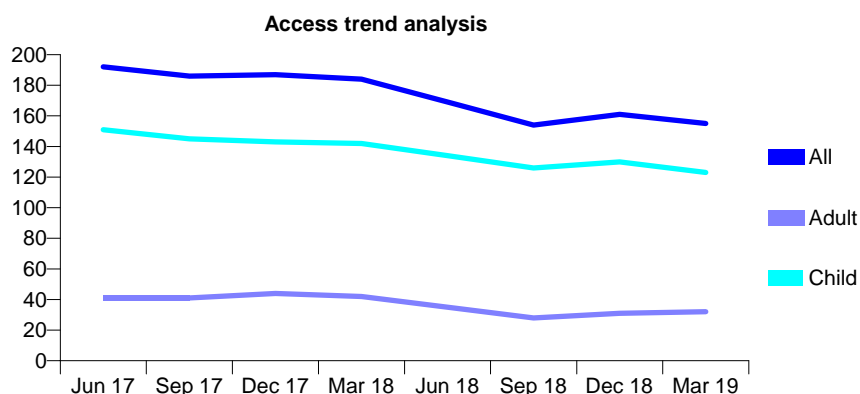
Q56 - Vital Signs At a Glance Contract Report for 840718/0001 - March 2019

Name or company name	MR LS KHANGURA
Contract type name	GDS Contract
Purpose of contract	General
Contract start date	01/04/2006
Contract end date	

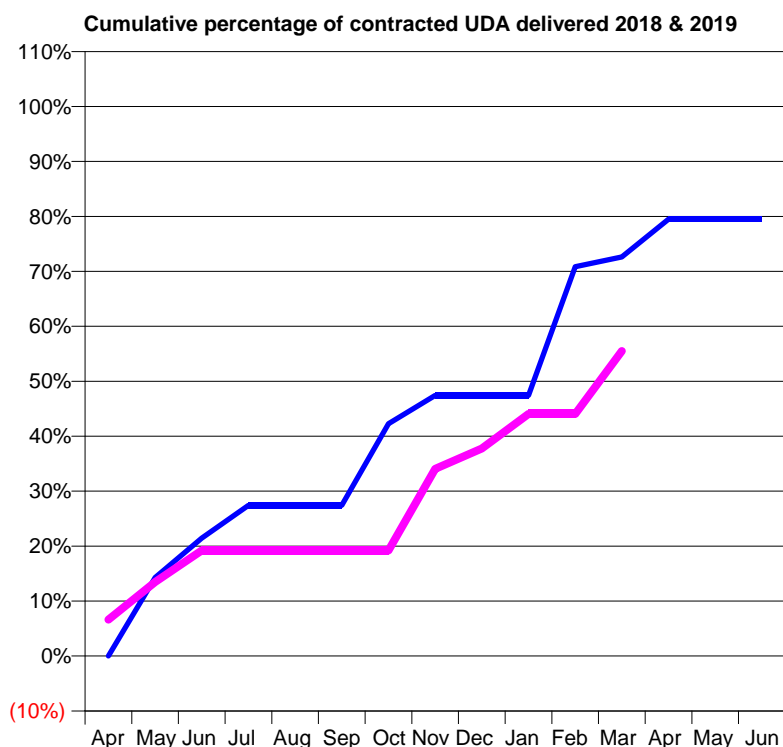
18/19 Contracted general activity (UDA)	350
Carry forward general activity (UDA)	0
18/19 Contracted orthodontic activity (UOA)	0
Carry forward orthodontic activity (UOA)	0
Baseline contract value	£9,399.22

ACCESS*

Patients seen in 24 months	Total	Change since previous quarter
Quarter ending March 2018	184	
Quarter ending June 2018	169	↓
Quarter ending September 2018	154	↓
Quarter ending December 2018	161	↑
Quarter ending March 2019	155	↓
Variance since March 2018	(15.8%)	↓



ACTIVITY



Month	Adjusted Scheduled Activity (UDA)	
	2018	2019
April	0	23
May	50	47
June	75	67
July	96	67
August	96	67
September	96	67
October	148	67
November	166	119
December	166	132
January	166	154
February	248	154
March	254	194
April	278	
May	278	
June	278	

QUALITY

	Quantity	Base Number	Contract	AT	Region	England
% of FP17s for the same patient ID Re-attending within 3 months - Children	6	201	3.0%	10.7%	11.5%	11.8%
% of FP17s for the same patient ID Re-attending within 3 months - Adults	1	12	8.3%	14.1%	15.2%	15.7%
% of FP17s for the same patient ID Re-attending between 3 & 9 months - Children	144	201	71.6%	60.1%	60.2%	58.9%
% of FP17s for the same patient ID Re-attending between 3 & 9 months - Adults	8	12	66.7%	49.2%	51.8%	50.8%
% of FP17s for Band 1 Urgent Courses	1	196	0.5%	9.2%	8.1%	9.1%
% of FP17s Relating to Free Repair or Replacements	0	196	0.0%	0.7%	0.8%	0.8%
% of FP17s Relating to Continuations	0	196	0.0%	1.0%	0.9%	0.9%
% of Patients satisfied with the dentistry they have received	0	0	N/A	92.5%	92.7%	92.5%
% of Patients satisfied with the time they had to wait for an appointment	0	0	N/A	85.3%	87.4%	87.0%

* This is based on patients treated on this contract for their most recent course of treatment. Figures in italics indicate the base number of FP17s or Patient Questionnaire responses are less than 100. N/A is shown where the base number of responses is less than 10 during the period. % is calculated as Quantity/Base number*100

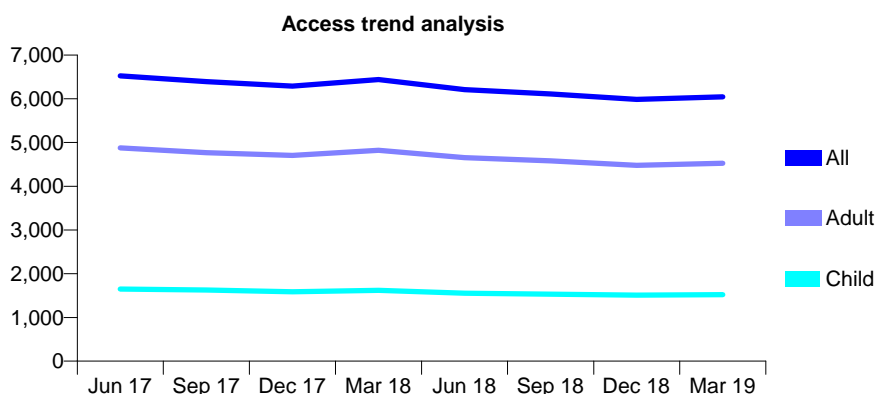
Q56 - Vital Signs At a Glance Contract Report for 842281/0002 - March 2019

Name or company name	MR PS ROLFE
Contract type name	GDS Contract
Purpose of contract	General
Contract start date	16/12/2007
Contract end date	

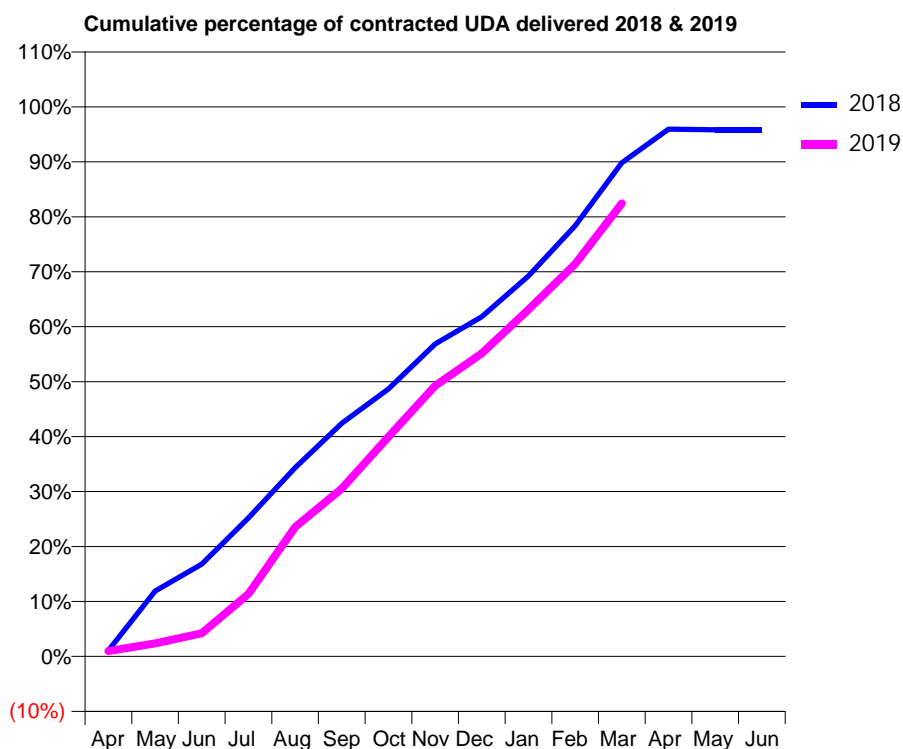
18/19 Contracted general activity (UDA)	19,749
Carry forward general activity (UDA)	0
18/19 Contracted orthodontic activity (UOA)	0
Carry forward orthodontic activity (UOA)	0
Baseline contract value	£540,369.27

ACCESS*

Patients seen in 24 months	Total	Change since previous quarter
Quarter ending March 2018	6,441	
Quarter ending June 2018	6,207	↓
Quarter ending September 2018	6,112	↓
Quarter ending December 2018	5,986	↓
Quarter ending March 2019	6,044	→
Variance since March 2018	(6.2%)	↓



ACTIVITY



Month	Adjusted Scheduled Activity (UDA)	
	2018	2019
April	218	195
May	2,351	472
June	3,316	833
July	4,979	2,247
August	6,783	4,651
September	8,373	6,031
October	9,617	7,894
November	11,233	9,726
December	12,207	10,891
January	13,674	12,467
February	15,476	14,108
March	17,740	16,276
April	18,946	
May	18,921	
June	18,921	

QUALITY

	Quantity	Base Number	Contract	AT	Region	England
% of FP17s for the same patient ID Re-attending within 3 months - Children	256	2,327	11.0%	10.7%	11.5%	11.8%
% of FP17s for the same patient ID Re-attending within 3 months - Adults	1,165	6,213	18.8%	14.1%	15.2%	15.7%
% of FP17s for the same patient ID Re-attending between 3 & 9 months - Children	1,455	2,327	62.5%	60.1%	60.2%	58.9%
% of FP17s for the same patient ID Re-attending between 3 & 9 months - Adults	2,895	6,213	46.6%	49.2%	51.8%	50.8%
% of FP17s for Band 1 Urgent Courses	790	8,083	9.8%	9.2%	8.1%	9.1%
% of FP17s Relating to Free Repair or Replacements	64	8,083	0.8%	0.7%	0.8%	0.8%
% of FP17s Relating to Continuations	56	8,083	0.7%	1.0%	0.9%	0.9%
% of Patients satisfied with the dentistry they have received	0	0	N/A	92.5%	92.7%	92.5%
% of Patients satisfied with the time they had to wait for an appointment	0	0	N/A	85.3%	87.4%	87.0%

* This is based on patients treated on this contract for their most recent course of treatment. Figures in italics indicate the base number of FP17s or Patient Questionnaire responses are less than 100. N/A is shown where the base number of responses is less than 10 during the period. % is calculated as Quantity/Base number*100

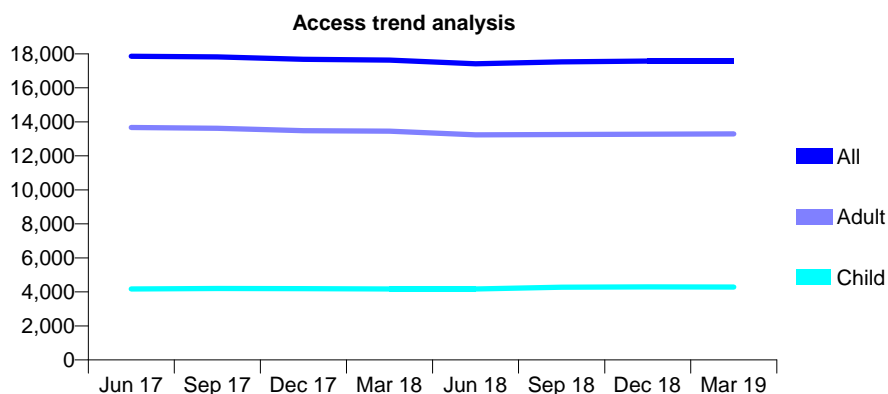
Q56 - Vital Signs At a Glance Contract Report for 843059/0001 - March 2019

Name or company name	Mr S Camderman and M Birgani
Contract type name	GDS Contract
Purpose of contract	General
Contract start date	01/04/2006
Contract end date	

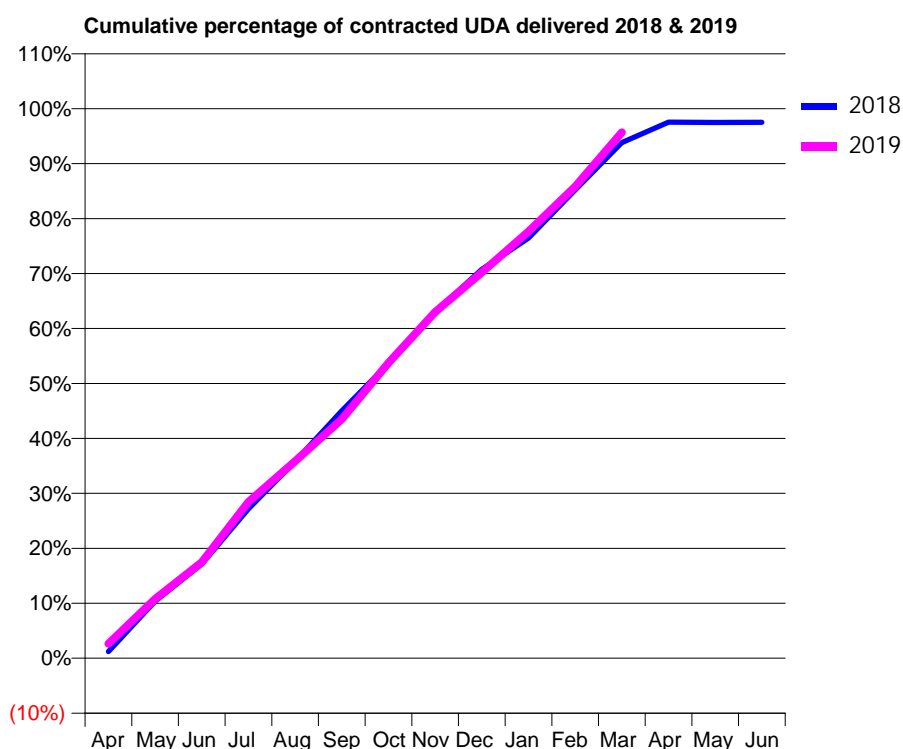
18/19 Contracted general activity (UDA)	46,679
Carry forward general activity (UDA)	1,158
18/19 Contracted orthodontic activity (UOA)	0
Carry forward orthodontic activity (UOA)	0
Baseline contract value	£1,303,770.40

ACCESS*

Patients seen in 24 months	Total	Change since previous quarter
Quarter ending March 2018	17,635	
Quarter ending June 2018	17,414	↓
Quarter ending September 2018	17,534	→
Quarter ending December 2018	17,572	→
Quarter ending March 2019	17,582	→
Variance since March 2018	(0.3%)	→



ACTIVITY



Month	Adjusted Scheduled Activity (UDA)	
	2018	2019
April	574	1,233
May	4,841	5,036
June	8,002	8,146
July	12,687	13,267
August	16,730	16,742
September	21,011	20,306
October	25,023	25,081
November	29,413	29,416
December	33,028	32,769
January	35,688	36,255
February	39,793	40,069
March	43,789	44,663
April	45,530	
May	45,505	
June	45,521	

QUALITY

	Quantity	Base Number	Contract	AT	Region	England
% of FP17s for the same patient ID Re-attending within 3 months - Children	349	6,312	5.5%	10.7%	11.5%	11.8%
% of FP17s for the same patient ID Re-attending within 3 months - Adults	2,341	19,106	12.3%	14.1%	15.2%	15.7%
% of FP17s for the same patient ID Re-attending between 3 & 9 months - Children	3,840	6,312	60.8%	60.1%	60.2%	58.9%
% of FP17s for the same patient ID Re-attending between 3 & 9 months - Adults	11,349	19,106	59.4%	49.2%	51.8%	50.8%
% of FP17s for Band 1 Urgent Courses	1,176	24,580	4.8%	9.2%	8.1%	9.1%
% of FP17s Relating to Free Repair or Replacements	167	24,580	0.7%	0.7%	0.8%	0.8%
% of FP17s Relating to Continuations	215	24,580	0.9%	1.0%	0.9%	0.9%
% of Patients satisfied with the dentistry they have received	3	4	N/A	92.5%	92.7%	92.5%
% of Patients satisfied with the time they had to wait for an appointment	3	4	N/A	85.3%	87.4%	87.0%

* This is based on patients treated on this contract for their most recent course of treatment.

Figures in italics indicate the base number of FP17s or Patient Questionnaire responses are less than 100. N/A is shown where the base number of responses is less than 10 during the period. % is calculated as Quantity/Base number*100

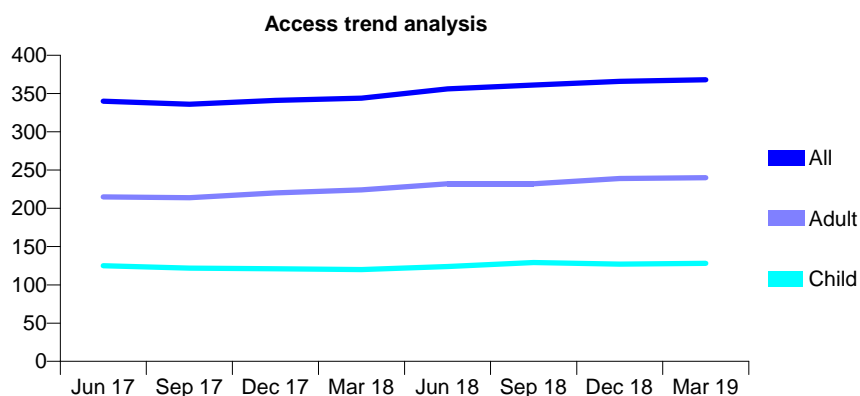
Q56 - Vital Signs At a Glance Contract Report for 847151/0001 - March 2019

Name or company name	MR RB DE VILLIERS
Contract type name	GDS Contract
Purpose of contract	General
Contract start date	01/04/2006
Contract end date	

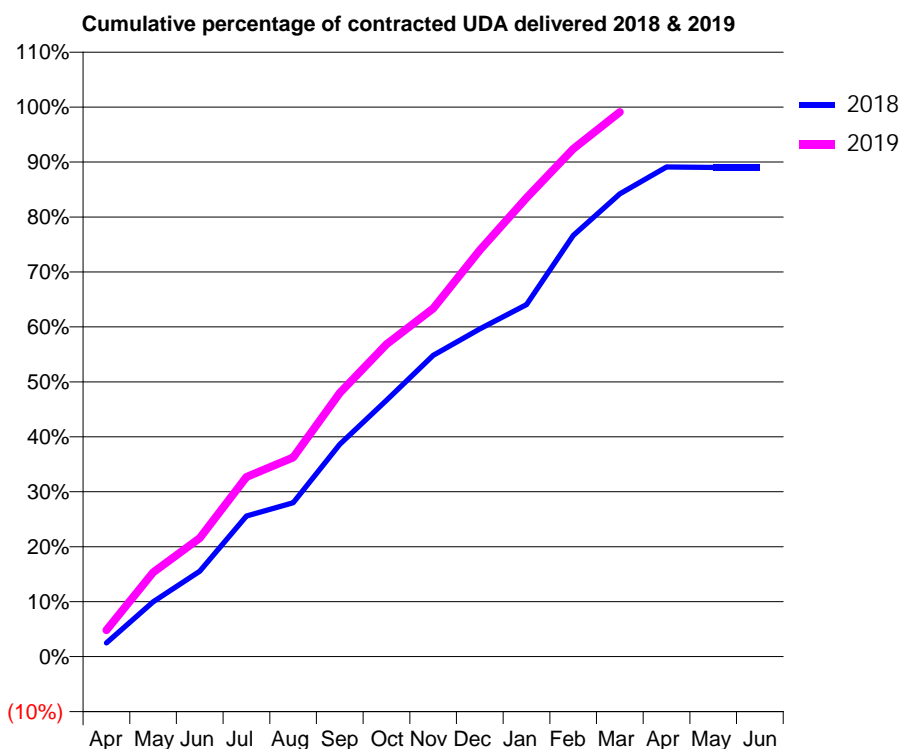
18/19 Contracted general activity (UDA)	1,081
Carry forward general activity (UDA)	0
18/19 Contracted orthodontic activity (UOA)	0
Carry forward orthodontic activity (UOA)	0
Baseline contract value	£25,520.35

ACCESS*

Patients seen in 24 months	Total	Change since previous quarter
Quarter ending March 2018	344	
Quarter ending June 2018	356	↑
Quarter ending September 2018	361	→
Quarter ending December 2018	366	→
Quarter ending March 2019	368	→
Variance since March 2018	7.0%	↑



ACTIVITY



Month	Adjusted Scheduled Activity (UDA)	
	2018	2019
April	27	52
May	108	166
June	168	233
July	277	354
August	303	392
September	418	519
October	504	614
November	593	685
December	645	799
January	692	902
February	829	999
March	910	1,071
April	963	
May	962	
June	962	

QUALITY

	Quantity	Base Number	Contract	AT	Region	England
% of FP17s for the same patient ID Re-attending within 3 months - Children	15	236	6.4%	10.7%	11.5%	11.8%
% of FP17s for the same patient ID Re-attending within 3 months - Adults	42	404	10.4%	14.1%	15.2%	15.7%
% of FP17s for the same patient ID Re-attending between 3 & 9 months - Children	176	236	74.6%	60.1%	60.2%	58.9%
% of FP17s for the same patient ID Re-attending between 3 & 9 months - Adults	287	404	71.0%	49.2%	51.8%	50.8%
% of FP17s for Band 1 Urgent Courses	36	617	5.8%	9.2%	8.1%	9.1%
% of FP17s Relating to Free Repair or Replacements	2	617	0.3%	0.7%	0.8%	0.8%
% of FP17s Relating to Continuations	8	617	1.3%	1.0%	0.9%	0.9%
% of Patients satisfied with the dentistry they have received	0	0	N/A	92.5%	92.7%	92.5%
% of Patients satisfied with the time they had to wait for an appointment	0	0	N/A	85.3%	87.4%	87.0%

* This is based on patients treated on this contract for their most recent course of treatment. Figures in italics indicate the base number of FP17s or Patient Questionnaire responses are less than 100. N/A is shown where the base number of responses is less than 10 during the period. % is calculated as Quantity/Base number*100

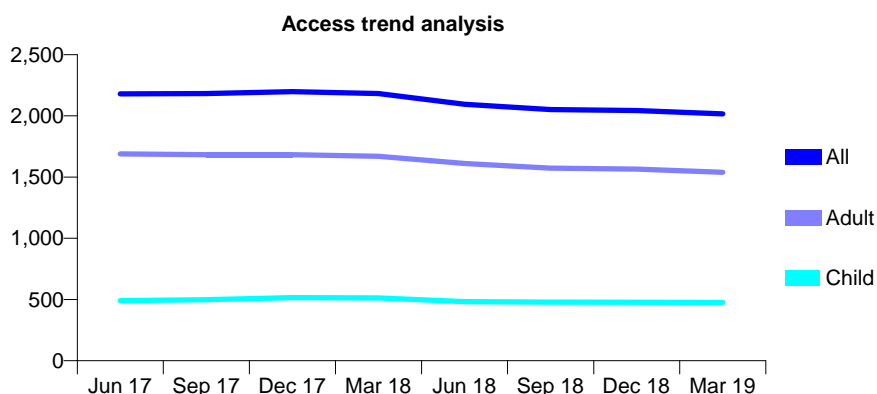
Q56 - Vital Signs At a Glance Contract Report for 855847/0001 - March 2019

Name or company name	MR A BEHNIA
Contract type name	GDS Contract
Purpose of contract	General
Contract start date	01/08/2006
Contract end date	

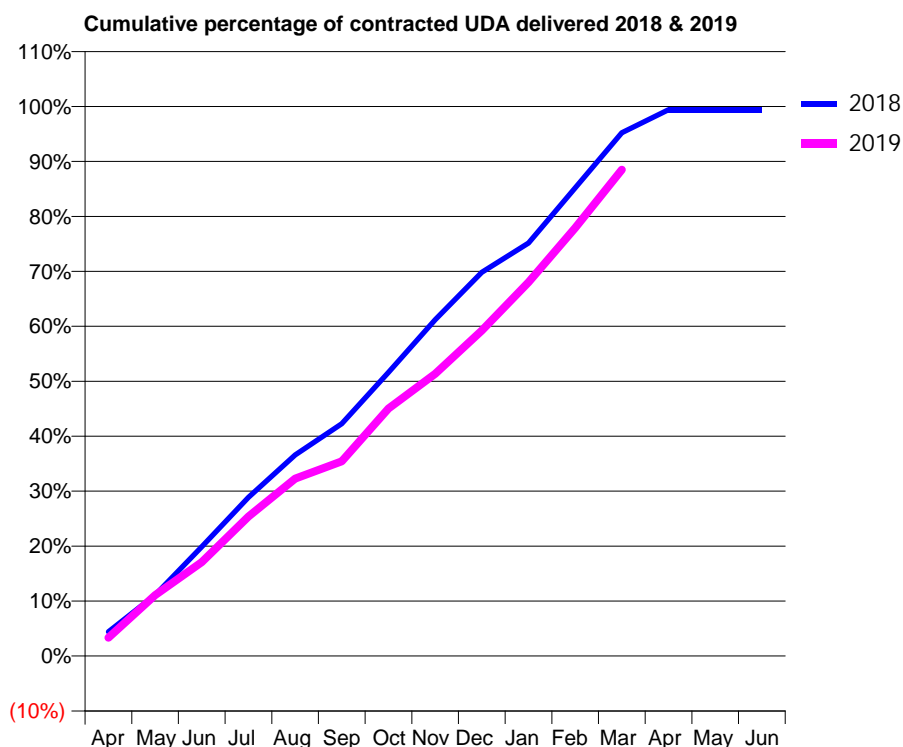
18/19 Contracted general activity (UDA)	5,679
Carry forward general activity (UDA)	34
18/19 Contracted orthodontic activity (UOA)	0
Carry forward orthodontic activity (UOA)	0
Baseline contract value	£134,379.29

ACCESS*

Patients seen in 24 months	Total	Change since previous quarter
Quarter ending March 2018	2,182	
Quarter ending June 2018	2,094	↓
Quarter ending September 2018	2,052	↓
Quarter ending December 2018	2,044	→
Quarter ending March 2019	2,017	↓
Variance since March 2018	(7.6%)	↓



ACTIVITY



Month	Adjusted Scheduled Activity (UDA)	
	2018	2019
April	251	189
May	630	629
June	1,130	971
July	1,641	1,443
August	2,079	1,834
September	2,401	2,013
October	2,932	2,557
November	3,476	2,917
December	3,966	3,364
January	4,268	3,862
February	4,838	4,424
March	5,406	5,025
April	5,645	
May	5,645	
June	5,645	

QUALITY

	Quantity	Base Number	Contract	AT	Region	England
% of FP17s for the same patient ID Re-attending within 3 months - Children	32	681	4.7%	10.7%	11.5%	11.8%
% of FP17s for the same patient ID Re-attending within 3 months - Adults	196	2,193	8.9%	14.1%	15.2%	15.7%
% of FP17s for the same patient ID Re-attending between 3 & 9 months - Children	495	681	72.7%	60.1%	60.2%	58.9%
% of FP17s for the same patient ID Re-attending between 3 & 9 months - Adults	1,489	2,193	67.9%	49.2%	51.8%	50.8%
% of FP17s for Band 1 Urgent Courses	30	2,762	1.1%	9.2%	8.1%	9.1%
% of FP17s Relating to Free Repair or Replacements	0	2,762	0.0%	0.7%	0.8%	0.8%
% of FP17s Relating to Continuations	0	2,762	0.0%	1.0%	0.9%	0.9%
% of Patients satisfied with the dentistry they have received	1	1	N/A	92.5%	92.7%	92.5%
% of Patients satisfied with the time they had to wait for an appointment	1	1	N/A	85.3%	87.4%	87.0%

* This is based on patients treated on this contract for their most recent course of treatment. Figures in italics indicate the base number of FP17s or Patient Questionnaire responses are less than 100. N/A is shown where the base number of responses is less than 10 during the period. % is calculated as Quantity/Base number*100

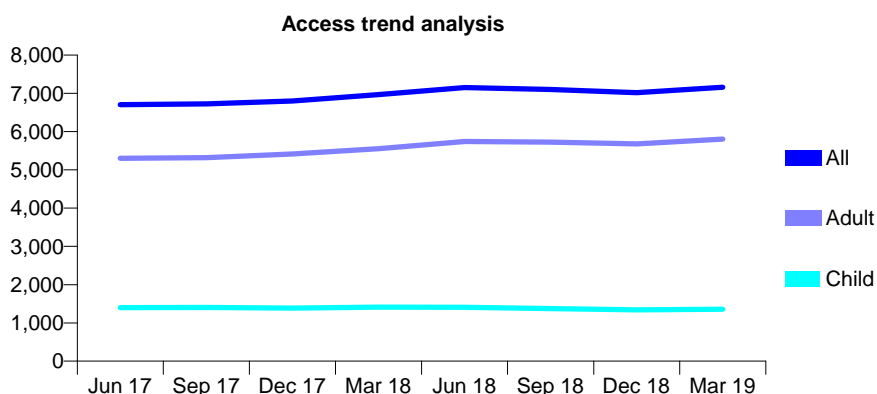
Q56 - Vital Signs At a Glance Contract Report for 883840/0001 - March 2019

Name or company name	MS I PODDAR
Contract type name	GDS Contract
Purpose of contract	General
Contract start date	01/08/2014
Contract end date	

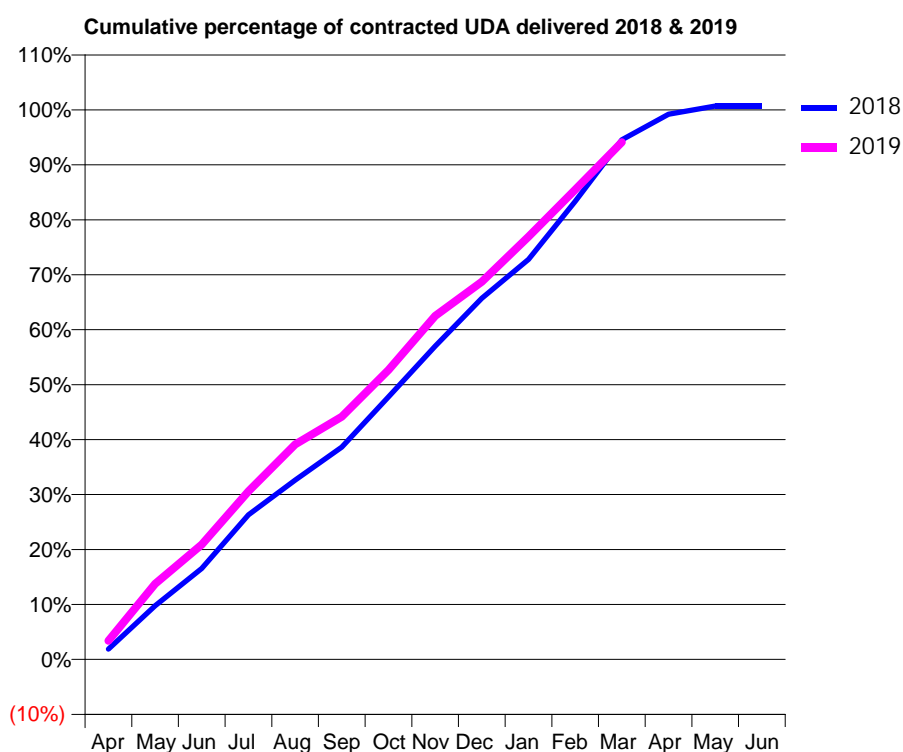
18/19 Contracted general activity (UDA)	21,000
Carry forward general activity (UDA)	-148
18/19 Contracted orthodontic activity (UOA)	0
Carry forward orthodontic activity (UOA)	0
Baseline contract value	£459,318.79

ACCESS*

Patients seen in 24 months	Total	Change since previous quarter
Quarter ending March 2018	6,966	
Quarter ending June 2018	7,150	↑
Quarter ending September 2018	7,100	→
Quarter ending December 2018	7,017	↓
Quarter ending March 2019	7,158	↑
Variance since March 2018	2.8%	↑



ACTIVITY



Month	Adjusted Scheduled Activity (UDA)	
	2018	2019
April	396	711
May	2,050	2,893
June	3,477	4,388
July	5,525	6,424
August	6,851	8,219
September	8,115	9,271
October	10,032	11,063
November	11,973	13,132
December	13,797	14,432
January	15,285	16,150
February	17,506	17,953
March	19,857	19,766
April	20,830	
May	21,148	
June	21,148	

QUALITY

	Quantity	Base Number	Contract	AT	Region	England
% of FP17s for the same patient ID Re-attending within 3 months - Children	70	1,936	3.6%	10.7%	11.5%	11.8%
% of FP17s for the same patient ID Re-attending within 3 months - Adults	988	7,747	12.8%	14.1%	15.2%	15.7%
% of FP17s for the same patient ID Re-attending between 3 & 9 months - Children	1,231	1,936	63.6%	60.1%	60.2%	58.9%
% of FP17s for the same patient ID Re-attending between 3 & 9 months - Adults	3,592	7,747	46.4%	49.2%	51.8%	50.8%
% of FP17s for Band 1 Urgent Courses	430	9,199	4.7%	9.2%	8.1%	9.1%
% of FP17s Relating to Free Repair or Replacements	127	9,199	1.4%	0.7%	0.8%	0.8%
% of FP17s Relating to Continuations	72	9,199	0.8%	1.0%	0.9%	0.9%
% of Patients satisfied with the dentistry they have received	3	4	N/A	92.5%	92.7%	92.5%
% of Patients satisfied with the time they had to wait for an appointment	2	4	N/A	85.3%	87.4%	87.0%

* This is based on patients treated on this contract for their most recent course of treatment. Figures in italics indicate the base number of FP17s or Patient Questionnaire responses are less than 100. N/A is shown where the base number of responses is less than 10 during the period. % is calculated as Quantity/Base number*100

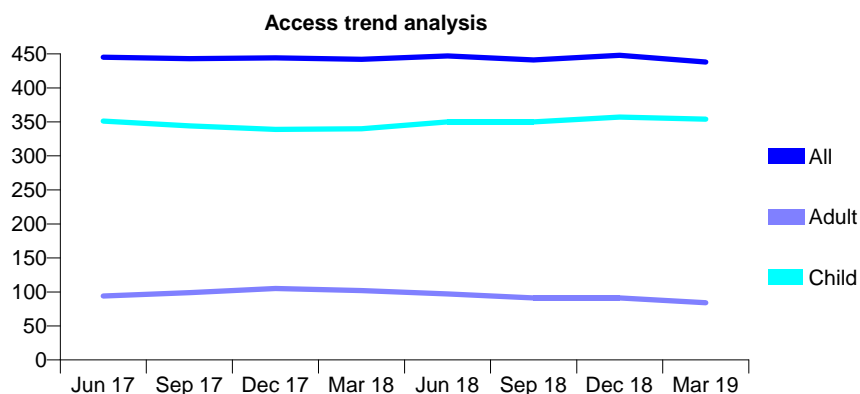
Q56 - Vital Signs At a Glance Contract Report for 904945/0001 - March 2019

Name or company name	MR GV SHAW
Contract type name	GDS Contract
Purpose of contract	General
Contract start date	01/04/2006
Contract end date	

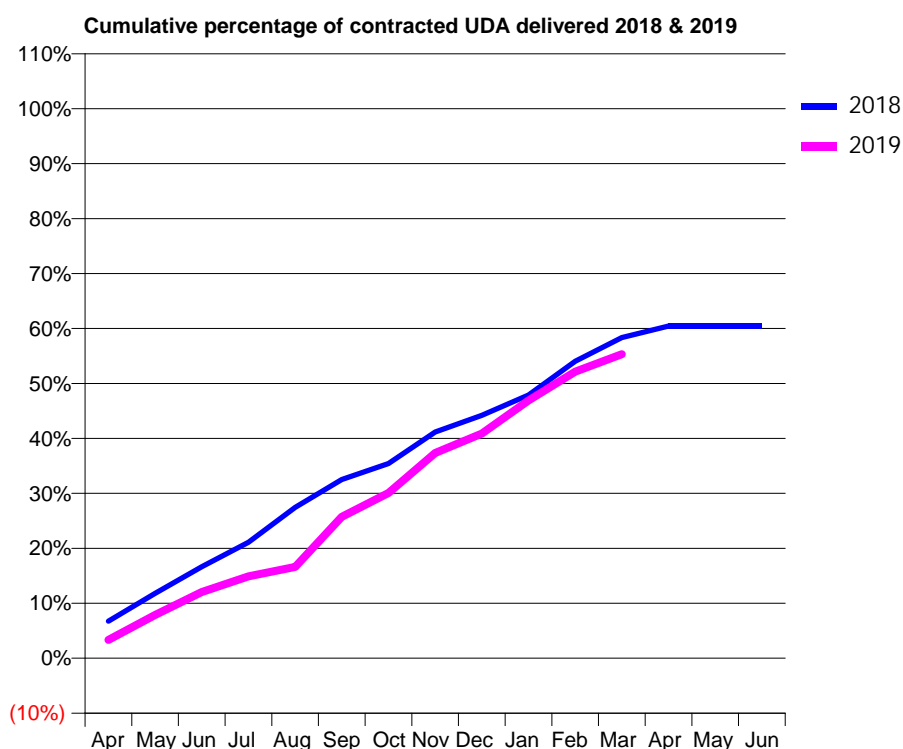
18/19 Contracted general activity (UDA)	1,586
Carry forward general activity (UDA)	0
18/19 Contracted orthodontic activity (UOA)	0
Carry forward orthodontic activity (UOA)	0
Baseline contract value	£42,105.53

ACCESS*

Patients seen in 24 months	Total	Change since previous quarter
Quarter ending March 2018	442	
Quarter ending June 2018	447	→
Quarter ending September 2018	441	↓
Quarter ending December 2018	448	→
Quarter ending March 2019	438	↓
Variance since March 2018	(0.9%)	→



ACTIVITY



Adjusted Scheduled Activity (UDA)		
Month	2018	2019
April	107	53
May	187	125
June	264	191
July	335	236
August	436	264
September	516	408
October	562	477
November	653	592
December	701	648
January	759	744
February	857	827
March	925	877
April	959	
May	959	
June	959	

QUALITY

	Quantity	Base Number	Contract	AT	Region	England
% of FP17s for the same patient ID Re-attending within 3 months - Children	19	575	3.3%	10.7%	11.5%	11.8%
% of FP17s for the same patient ID Re-attending within 3 months - Adults	2	40	5.0%	14.1%	15.2%	15.7%
% of FP17s for the same patient ID Re-attending between 3 & 9 months - Children	366	575	63.7%	60.1%	60.2%	58.9%
% of FP17s for the same patient ID Re-attending between 3 & 9 months - Adults	30	40	75.0%	49.2%	51.8%	50.8%
% of FP17s for Band 1 Urgent Courses	11	592	1.9%	9.2%	8.1%	9.1%
% of FP17s Relating to Free Repair or Replacements	0	592	0.0%	0.7%	0.8%	0.8%
% of FP17s Relating to Continuations	1	592	0.2%	1.0%	0.9%	0.9%
% of Patients satisfied with the dentistry they have received	0	0	N/A	92.5%	92.7%	92.5%
% of Patients satisfied with the time they had to wait for an appointment	0	0	N/A	85.3%	87.4%	87.0%

* This is based on patients treated on this contract for their most recent course of treatment.

Figures in italics indicate the base number of FP17s or Patient Questionnaire responses are less than 100. N/A is shown where the base number of responses is less than 10 during the period. % is calculated as Quantity/Base number*100

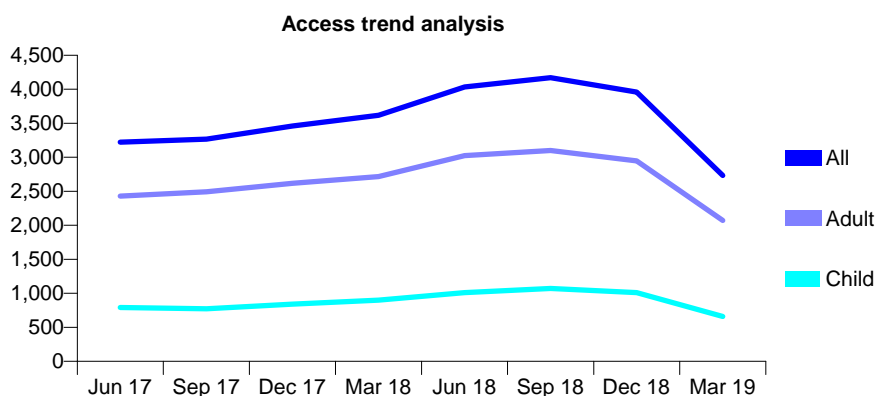
Q56 - Vital Signs At a Glance Contract Report for 905941/0001 - March 2019

Name or company name	Dental Surgery
Contract type name	GDS Contract
Purpose of contract	General and Orthodontic
Contract start date	01/04/2006
Contract end date	

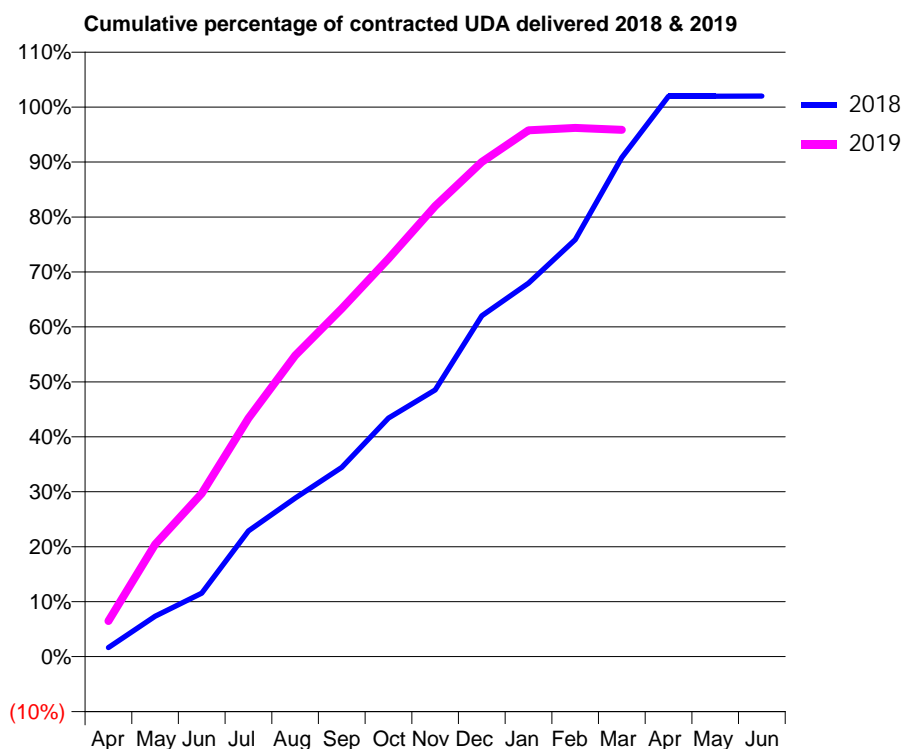
18/19 Contracted general activity (UDA)	10,641
Carry forward general activity (UDA)	-212
18/19 Contracted orthodontic activity (UOA)	68
Carry forward orthodontic activity (UOA)	0
Baseline contract value	£323,790.09

ACCESS*

Patients seen in 24 months	Total	Change since previous quarter
Quarter ending March 2018	3,616	
Quarter ending June 2018	4,034	↑
Quarter ending September 2018	4,172	↑
Quarter ending December 2018	3,959	↓
Quarter ending March 2019	2,732	↓
Variance since March 2018	(24.4%)	↓



ACTIVITY



Month	Adjusted Scheduled Activity (UDA)	
	2018	2019
April	176	690
May	784	2,173
June	1,231	3,160
July	2,434	4,615
August	3,068	5,831
September	3,665	6,739
October	4,620	7,704
November	5,164	8,724
December	6,599	9,576
January	7,232	10,190
February	8,074	10,237
March	9,663	10,198
April	10,849	
May	10,850	
June	10,853	

QUALITY

	Quantity	Base Number	Contract	AT	Region	England
% of FP17s for the same patient ID Re-attending within 3 months - Children	60	1,287	4.7%	10.7%	11.5%	11.8%
% of FP17s for the same patient ID Re-attending within 3 months - Adults	432	3,629	11.9%	14.1%	15.2%	15.7%
% of FP17s for the same patient ID Re-attending between 3 & 9 months - Children	586	1,287	45.5%	60.1%	60.2%	58.9%
% of FP17s for the same patient ID Re-attending between 3 & 9 months - Adults	1,288	3,629	35.5%	49.2%	51.8%	50.8%
% of FP17s for Band 1 Urgent Courses	457	4,489	10.2%	9.2%	8.1%	9.1%
% of FP17s Relating to Free Repair or Replacements	15	4,489	0.3%	0.7%	0.8%	0.8%
% of FP17s Relating to Continuations	42	4,489	0.9%	1.0%	0.9%	0.9%
% of Patients satisfied with the dentistry they have received	4	4	N/A	92.5%	92.7%	92.5%
% of Patients satisfied with the time they had to wait for an appointment	4	4	N/A	85.3%	87.4%	87.0%

* This is based on patients treated on this contract for their most recent course of treatment. Figures in italics indicate the base number of FP17s or Patient Questionnaire responses are less than 100. N/A is shown where the base number of responses is less than 10 during the period. % is calculated as Quantity/Base number*100

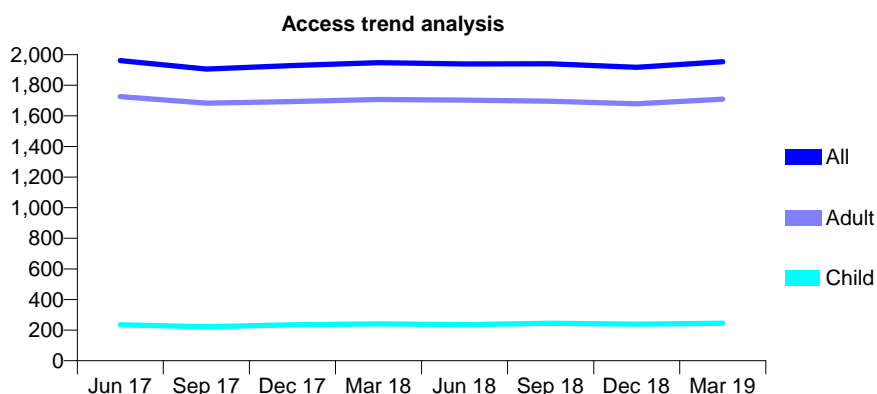
Q56 - Vital Signs At a Glance Contract Report for 906247/0001 - March 2019

Name or company name	Brook Lane Dental Practice
Contract type name	GDS Contract
Purpose of contract	General
Contract start date	01/04/2006
Contract end date	

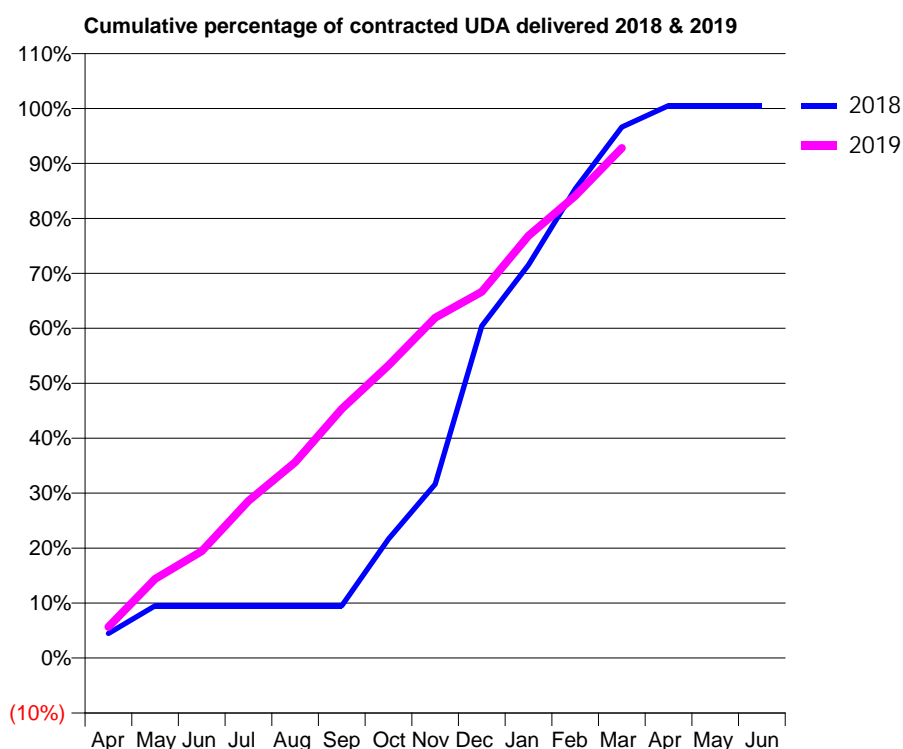
18/19 Contracted general activity (UDA)	5,493
Carry forward general activity (UDA)	-29
18/19 Contracted orthodontic activity (UOA)	0
Carry forward orthodontic activity (UOA)	0
Baseline contract value	£120,088.20

ACCESS*

Patients seen in 24 months	Total	Change since previous quarter
Quarter ending March 2018	1,948	
Quarter ending June 2018	1,939	→
Quarter ending September 2018	1,940	→
Quarter ending December 2018	1,918	↓
Quarter ending March 2019	1,954	→
Variance since March 2018	0.3%	→



ACTIVITY



Month	Adjusted Scheduled Activity (UDA)	
	2018	2019
April	246	311
May	524	791
June	524	1,069
July	524	1,569
August	524	1,957
September	524	2,491
October	1,189	2,926
November	1,738	3,403
December	3,319	3,661
January	3,929	4,221
February	4,688	4,620
March	5,307	5,096
April	5,522	
May	5,522	
June	5,522	

QUALITY

	Quantity	Base Number	Contract	AT	Region	England
% of FP17s for the same patient ID Re-attending within 3 months - Children	25	382	6.5%	10.7%	11.5%	11.8%
% of FP17s for the same patient ID Re-attending within 3 months - Adults	402	2,701	14.9%	14.1%	15.2%	15.7%
% of FP17s for the same patient ID Re-attending between 3 & 9 months - Children	240	382	62.8%	60.1%	60.2%	58.9%
% of FP17s for the same patient ID Re-attending between 3 & 9 months - Adults	1,716	2,701	63.5%	49.2%	51.8%	50.8%
% of FP17s for Band 1 Urgent Courses	265	2,993	8.9%	9.2%	8.1%	9.1%
% of FP17s Relating to Free Repair or Replacements	2	2,993	0.1%	0.7%	0.8%	0.8%
% of FP17s Relating to Continuations	8	2,993	0.3%	1.0%	0.9%	0.9%
% of Patients satisfied with the dentistry they have received	2	2	N/A	92.5%	92.7%	92.5%
% of Patients satisfied with the time they had to wait for an appointment	1	2	N/A	85.3%	87.4%	87.0%

* This is based on patients treated on this contract for their most recent course of treatment. Figures in italics indicate the base number of FP17s or Patient Questionnaire responses are less than 100. N/A is shown where the base number of responses is less than 10 during the period. % is calculated as Quantity/Base number*100

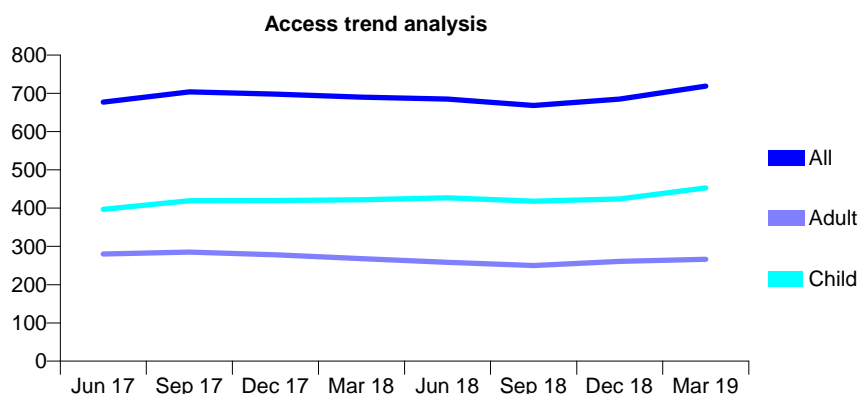
Q56 - Vital Signs At a Glance Contract Report for 907332/0001 - March 2019

Name or company name	MR HJ DHANJI
Contract type name	GDS Contract
Purpose of contract	General
Contract start date	01/04/2006
Contract end date	

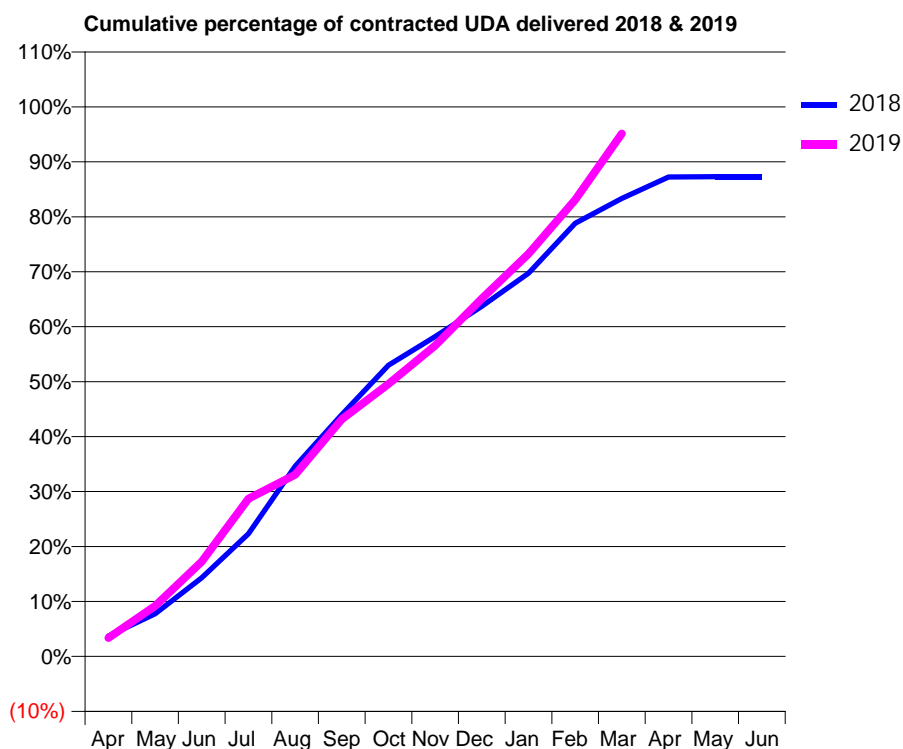
18/19 Contracted general activity (UDA)	1,400
Carry forward general activity (UDA)	0
18/19 Contracted orthodontic activity (UOA)	0
Carry forward orthodontic activity (UOA)	0
Baseline contract value	£33,086.01

ACCESS*

Patients seen in 24 months	Total	Change since previous quarter
Quarter ending March 2018	690	
Quarter ending June 2018	685	→
Quarter ending September 2018	668	↓
Quarter ending December 2018	685	↑
Quarter ending March 2019	719	↑
Variance since March 2018	4.2%	↑



ACTIVITY



Month	2018	2019
April	52	47
May	108	129
June	200	242
July	313	402
August	485	463
September	616	604
October	742	694
November	815	792
December	892	911
January	976	1,026
February	1,103	1,163
March	1,166	1,332
April	1,221	
May	1,222	
June	1,222	

QUALITY

	Quantity	Base Number	Contract	AT	Region	England
% of FP17s for the same patient ID Re-attending within 3 months - Children	17	526	3.2%	10.7%	11.5%	11.8%
% of FP17s for the same patient ID Re-attending within 3 months - Adults	18	265	6.8%	14.1%	15.2%	15.7%
% of FP17s for the same patient ID Re-attending between 3 & 9 months - Children	103	526	19.6%	60.1%	60.2%	58.9%
% of FP17s for the same patient ID Re-attending between 3 & 9 months - Adults	97	265	36.6%	49.2%	51.8%	50.8%
% of FP17s for Band 1 Urgent Courses	13	771	1.7%	9.2%	8.1%	9.1%
% of FP17s Relating to Free Repair or Replacements	0	771	0.0%	0.7%	0.8%	0.8%
% of FP17s Relating to Continuations	0	771	0.0%	1.0%	0.9%	0.9%
% of Patients satisfied with the dentistry they have received	0	0	N/A	92.5%	92.7%	92.5%
% of Patients satisfied with the time they had to wait for an appointment	0	0	N/A	85.3%	87.4%	87.0%

* This is based on patients treated on this contract for their most recent course of treatment. Figures in italics indicate the base number of FP17s or Patient Questionnaire responses are less than 100. N/A is shown where the base number of responses is less than 10 during the period. % is calculated as Quantity/Base number*100

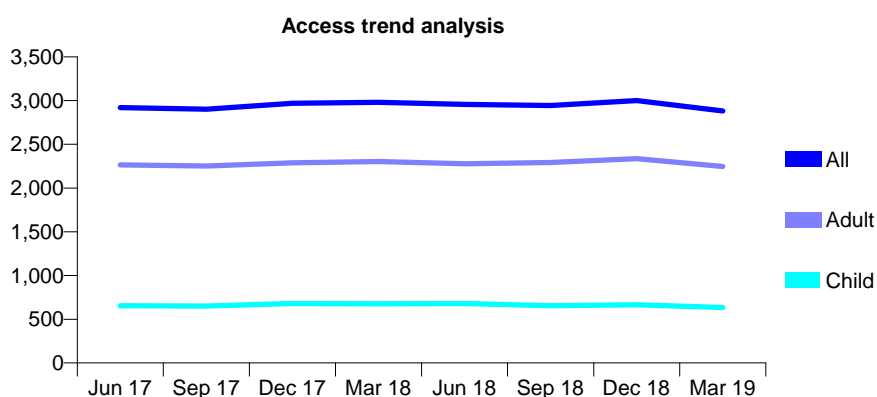
Q56 - Vital Signs At a Glance Contract Report for 908002/0001 - March 2019

Name or company name	MR DC TRENT
Contract type name	GDS Contract
Purpose of contract	General
Contract start date	01/04/2006
Contract end date	

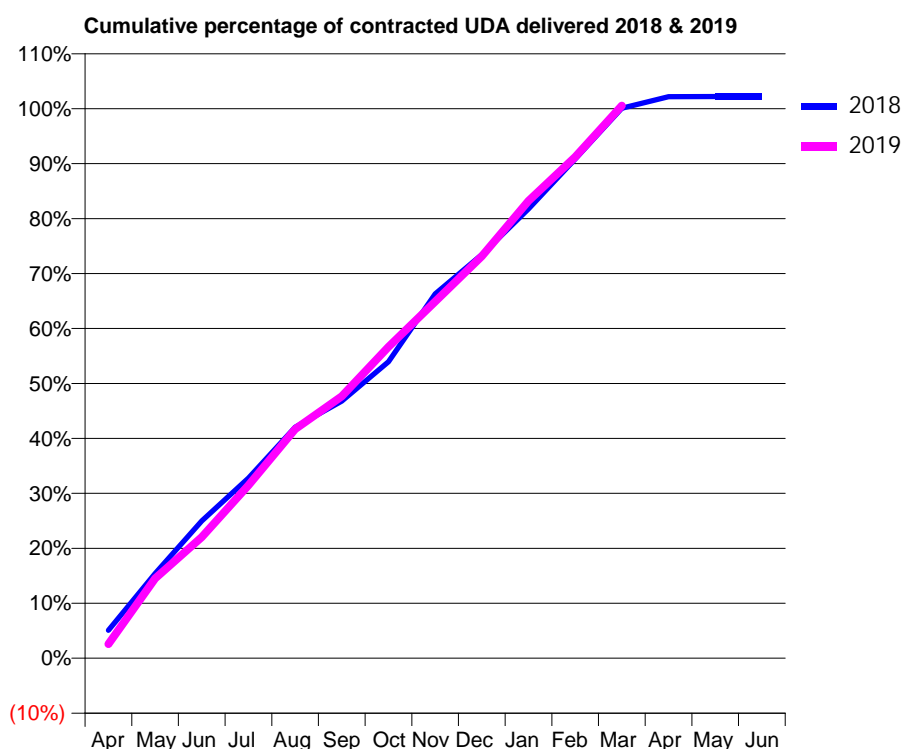
18/19 Contracted general activity (UDA)	8,137
Carry forward general activity (UDA)	-163
18/19 Contracted orthodontic activity (UOA)	0
Carry forward orthodontic activity (UOA)	0
Baseline contract value	£174,097.54

ACCESS*

Patients seen in 24 months	Total	Change since previous quarter
Quarter ending March 2018	2,980	
Quarter ending June 2018	2,956	→
Quarter ending September 2018	2,944	→
Quarter ending December 2018	3,001	→
Quarter ending March 2019	2,881	↓
Variance since March 2018	(3.3%)	↓



ACTIVITY



Month	2018	2019
April	414	210
May	1,256	1,182
June	2,034	1,792
July	2,668	2,560
August	3,421	3,393
September	3,809	3,878
October	4,390	4,610
November	5,395	5,282
December	5,975	5,952
January	6,654	6,772
February	7,392	7,424
March	8,145	8,182
April	8,315	
May	8,316	
June	8,316	

QUALITY

	Quantity	Base Number	Contract	AT	Region	England
% of FP17s for the same patient ID Re-attending within 3 months - Children	49	994	4.9%	10.7%	11.5%	11.8%
% of FP17s for the same patient ID Re-attending within 3 months - Adults	443	3,306	13.4%	14.1%	15.2%	15.7%
% of FP17s for the same patient ID Re-attending between 3 & 9 months - Children	627	994	63.1%	60.1%	60.2%	58.9%
% of FP17s for the same patient ID Re-attending between 3 & 9 months - Adults	1,696	3,306	51.3%	49.2%	51.8%	50.8%
% of FP17s for Band 1 Urgent Courses	322	4,178	7.7%	9.2%	8.1%	9.1%
% of FP17s Relating to Free Repair or Replacements	1	4,178	0.0%	0.7%	0.8%	0.8%
% of FP17s Relating to Continuations	54	4,178	1.3%	1.0%	0.9%	0.9%
% of Patients satisfied with the dentistry they have received	1	2	N/A	92.5%	92.7%	92.5%
% of Patients satisfied with the time they had to wait for an appointment	2	2	N/A	85.3%	87.4%	87.0%

* This is based on patients treated on this contract for their most recent course of treatment.

Figures in italics indicate the base number of FP17s or Patient Questionnaire responses are less than 100. N/A is shown where the base number of responses is less than 10 during the period. % is calculated as Quantity/Base number*100

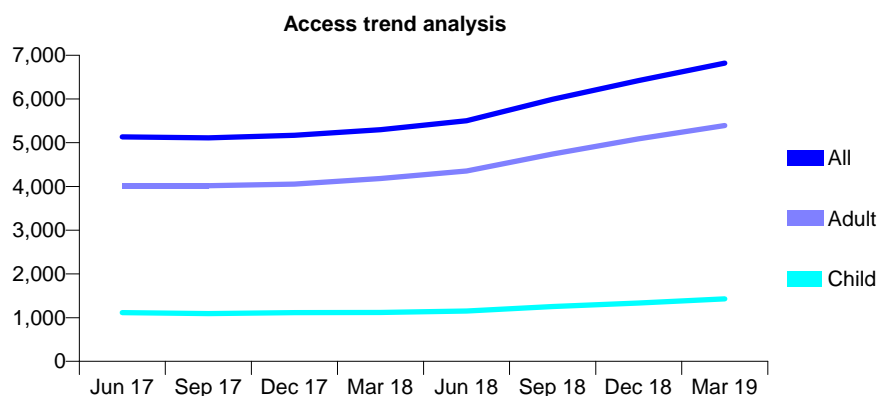
Q56 - Vital Signs At a Glance Contract Report for 910201/0001 - March 2019

Name or company name	Cheerag Raval and Gemma Raval
Contract type name	GDS Contract
Purpose of contract	General
Contract start date	01/04/2006
Contract end date	

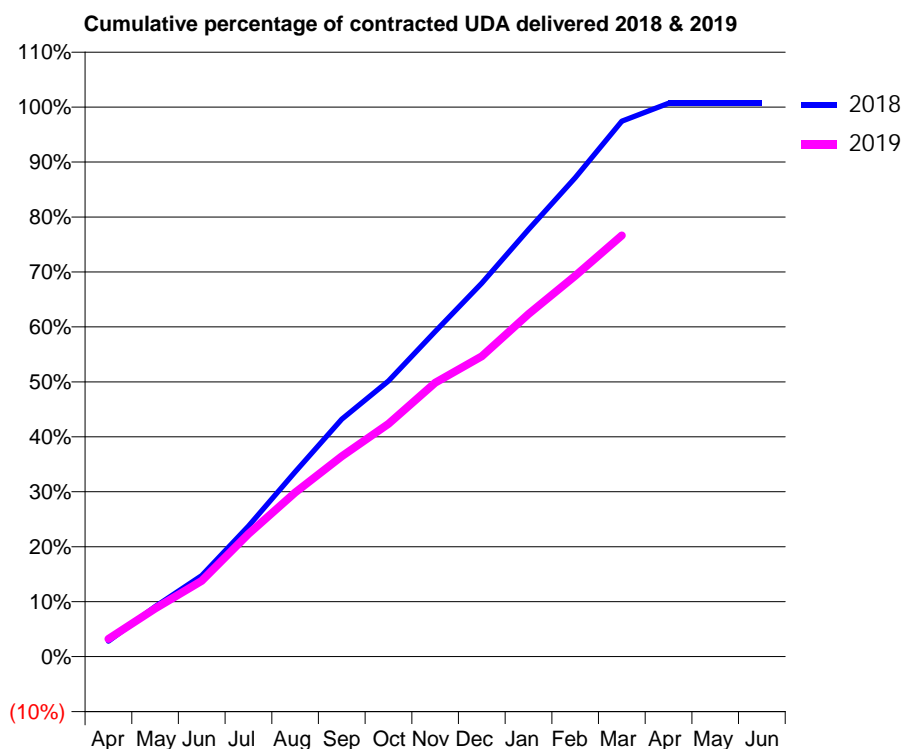
18/19 Contracted general activity (UDA)	22,892
Carry forward general activity (UDA)	-98
18/19 Contracted orthodontic activity (UOA)	0
Carry forward orthodontic activity (UOA)	0
Baseline contract value	£518,606.70

ACCESS*

Patients seen in 24 months	Total	Change since previous quarter
Quarter ending March 2018	5,300	
Quarter ending June 2018	5,505	↑
Quarter ending September 2018	5,995	↑
Quarter ending December 2018	6,423	↑
Quarter ending March 2019	6,823	↑
Variance since March 2018	28.7%	↑



ACTIVITY



Month	Adjusted Scheduled Activity (UDA)	
	2018	2019
April	404	736
May	1,296	2,002
June	2,102	3,159
July	3,383	5,109
August	4,787	6,836
September	6,152	8,342
October	7,143	9,696
November	8,426	11,414
December	9,677	12,516
January	11,066	14,267
February	12,410	15,865
March	13,873	17,545
April	14,336	
May	14,336	
June	14,337	

QUALITY

	Quantity	Base Number	Contract	AT	Region	England
% of FP17s for the same patient ID Re-attending within 3 months - Children	263	2,498	10.5%	10.7%	11.5%	11.8%
% of FP17s for the same patient ID Re-attending within 3 months - Adults	1,124	7,586	14.8%	14.1%	15.2%	15.7%
% of FP17s for the same patient ID Re-attending between 3 & 9 months - Children	1,531	2,498	61.3%	60.1%	60.2%	58.9%
% of FP17s for the same patient ID Re-attending between 3 & 9 months - Adults	3,190	7,586	42.1%	49.2%	51.8%	50.8%
% of FP17s for Band 1 Urgent Courses	417	9,528	4.4%	9.2%	8.1%	9.1%
% of FP17s Relating to Free Repair or Replacements	82	9,528	0.9%	0.7%	0.8%	0.8%
% of FP17s Relating to Continuations	116	9,528	1.2%	1.0%	0.9%	0.9%
% of Patients satisfied with the dentistry they have received	2	2	N/A	92.5%	92.7%	92.5%
% of Patients satisfied with the time they had to wait for an appointment	0	2	N/A	85.3%	87.4%	87.0%

* This is based on patients treated on this contract for their most recent course of treatment. Figures in italics indicate the base number of FP17s or Patient Questionnaire responses are less than 100. N/A is shown where the base number of responses is less than 10 during the period. % is calculated as Quantity/Base number*100

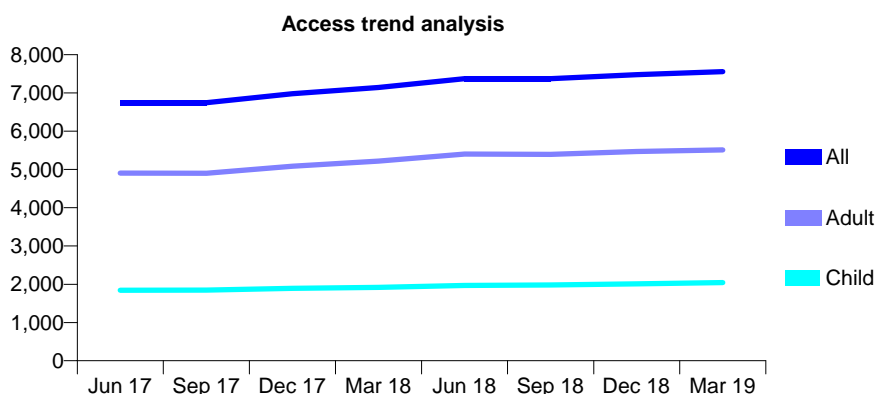
Q56 - Vital Signs At a Glance Contract Report for 915246/0001 - March 2019

Name or company name	MRS CH JACKMAN
Contract type name	GDS Contract
Purpose of contract	General
Contract start date	01/04/2006
Contract end date	

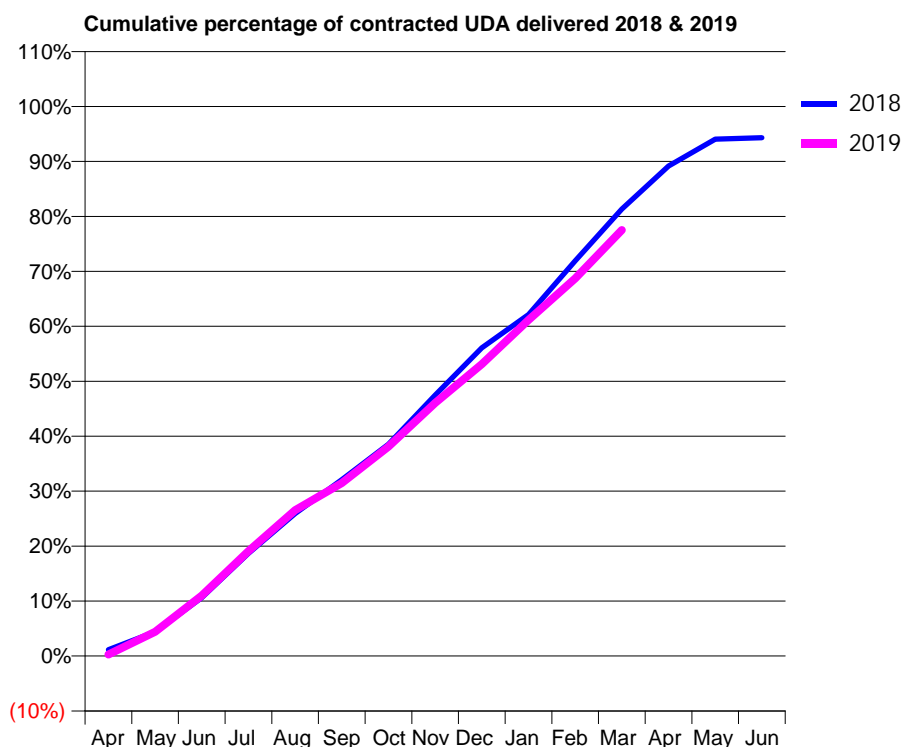
18/19 Contracted general activity (UDA)	20,400
Carry forward general activity (UDA)	0
18/19 Contracted orthodontic activity (UOA)	0
Carry forward orthodontic activity (UOA)	0
Baseline contract value	£551,249.43

ACCESS*

Patients seen in 24 months	Total	Change since previous quarter
Quarter ending March 2018	7,139	
Quarter ending June 2018	7,370	↑
Quarter ending September 2018	7,376	→
Quarter ending December 2018	7,479	→
Quarter ending March 2019	7,555	→
Variance since March 2018	5.8%	↑



ACTIVITY



Month	Adjusted Scheduled Activity (UDA)	
	2018	2019
April	237	58
May	896	905
June	2,166	2,245
July	3,815	3,894
August	5,288	5,411
September	6,545	6,418
October	7,866	7,776
November	9,684	9,398
December	11,437	10,832
January	12,674	12,471
February	14,669	14,015
March	16,591	15,815
April	18,188	
May	19,187	
June	19,238	

QUALITY

	Quantity	Base Number	Contract	AT	Region	England
% of FP17s for the same patient ID Re-attending within 3 months - Children	188	3,354	5.6%	10.7%	11.5%	11.8%
% of FP17s for the same patient ID Re-attending within 3 months - Adults	944	7,087	13.3%	14.1%	15.2%	15.7%
% of FP17s for the same patient ID Re-attending between 3 & 9 months - Children	2,294	3,354	68.4%	60.1%	60.2%	58.9%
% of FP17s for the same patient ID Re-attending between 3 & 9 months - Adults	3,597	7,087	50.8%	49.2%	51.8%	50.8%
% of FP17s for Band 1 Urgent Courses	598	9,152	6.5%	9.2%	8.1%	9.1%
% of FP17s Relating to Free Repair or Replacements	77	9,152	0.8%	0.7%	0.8%	0.8%
% of FP17s Relating to Continuations	131	9,152	1.4%	1.0%	0.9%	0.9%
% of Patients satisfied with the dentistry they have received	12	12	100.0%	92.5%	92.7%	92.5%
% of Patients satisfied with the time they had to wait for an appointment	9	12	75.0%	85.3%	87.4%	87.0%

* This is based on patients treated on this contract for their most recent course of treatment. Figures in italics indicate the base number of FP17s or Patient Questionnaire responses are less than 100. N/A is shown where the base number of responses is less than 10 during the period. % is calculated as Quantity/Base number*100

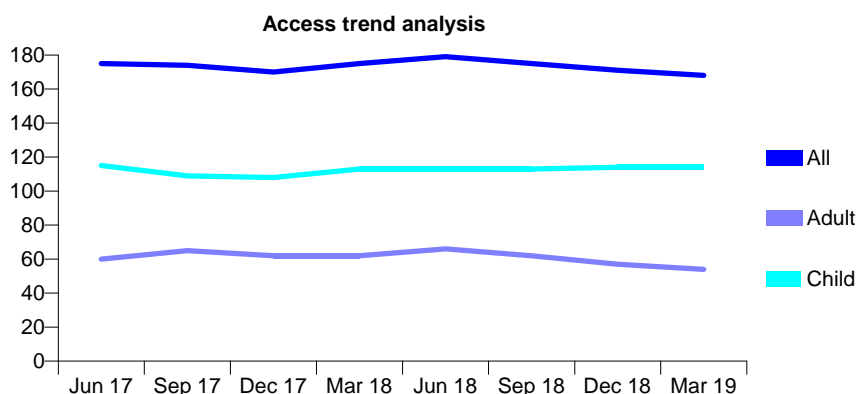
Q56 - Vital Signs At a Glance Contract Report for 920924/0001 - March 2019

Name or company name	MR JM STOKES
Contract type name	GDS Contract
Purpose of contract	General
Contract start date	01/01/2007
Contract end date	

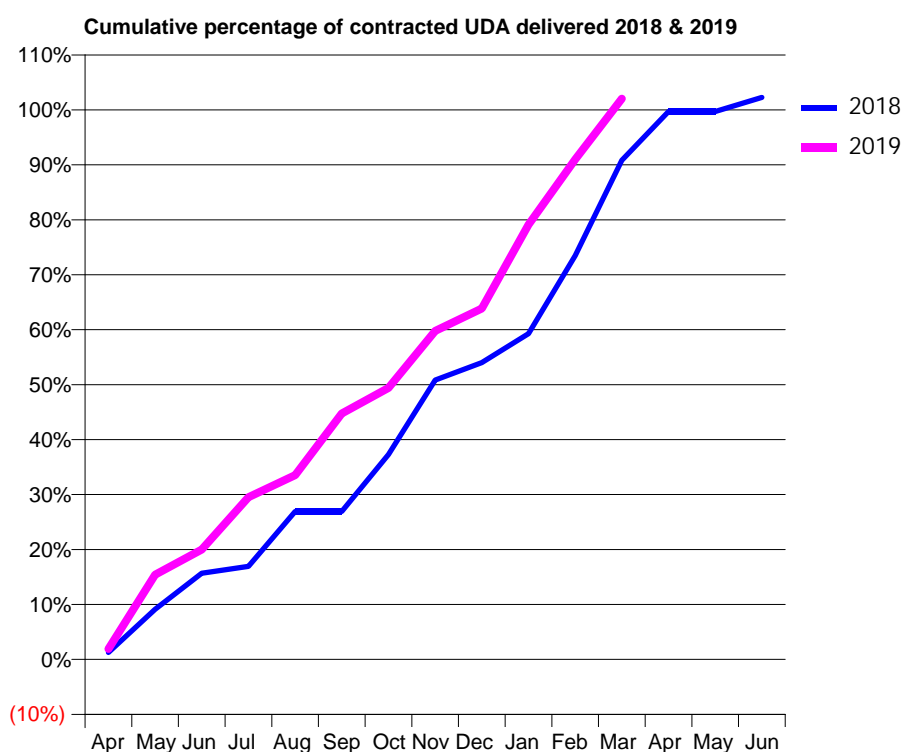
18/19 Contracted general activity (UDA)	473
Carry forward general activity (UDA)	-9
18/19 Contracted orthodontic activity (UOA)	0
Carry forward orthodontic activity (UOA)	0
Baseline contract value	£14,205.86

ACCESS*

Patients seen in 24 months	Total	Change since previous quarter
Quarter ending March 2018	175	
Quarter ending June 2018	179	↑
Quarter ending September 2018	175	↓
Quarter ending December 2018	171	↓
Quarter ending March 2019	168	↓
Variance since March 2018	(4.0%)	↓



ACTIVITY



Month	Adjusted Scheduled Activity (UDA)	
	2018	2019
April	6	9
May	43	73
June	74	95
July	80	140
August	127	159
September	127	212
October	176	234
November	240	283
December	255	302
January	280	374
February	348	430
March	430	483
April	472	
May	472	
June	484	

QUALITY

	Quantity	Base Number	Contract	AT	Region	England
% of FP17s for the same patient ID Re-attending within 3 months - Children	5	173	2.9%	10.7%	11.5%	11.8%
% of FP17s for the same patient ID Re-attending within 3 months - Adults	18	71	25.4%	14.1%	15.2%	15.7%
% of FP17s for the same patient ID Re-attending between 3 & 9 months - Children	106	173	61.3%	60.1%	60.2%	58.9%
% of FP17s for the same patient ID Re-attending between 3 & 9 months - Adults	31	71	43.7%	49.2%	51.8%	50.8%
% of FP17s for Band 1 Urgent Courses	13	238	5.5%	9.2%	8.1%	9.1%
% of FP17s Relating to Free Repair or Replacements	0	238	0.0%	0.7%	0.8%	0.8%
% of FP17s Relating to Continuations	0	238	0.0%	1.0%	0.9%	0.9%
% of Patients satisfied with the dentistry they have received	0	0	N/A	92.5%	92.7%	92.5%
% of Patients satisfied with the time they had to wait for an appointment	0	0	N/A	85.3%	87.4%	87.0%

* This is based on patients treated on this contract for their most recent course of treatment. Figures in italics indicate the base number of FP17s or Patient Questionnaire responses are less than 100. N/A is shown where the base number of responses is less than 10 during the period. % is calculated as Quantity/Base number*100

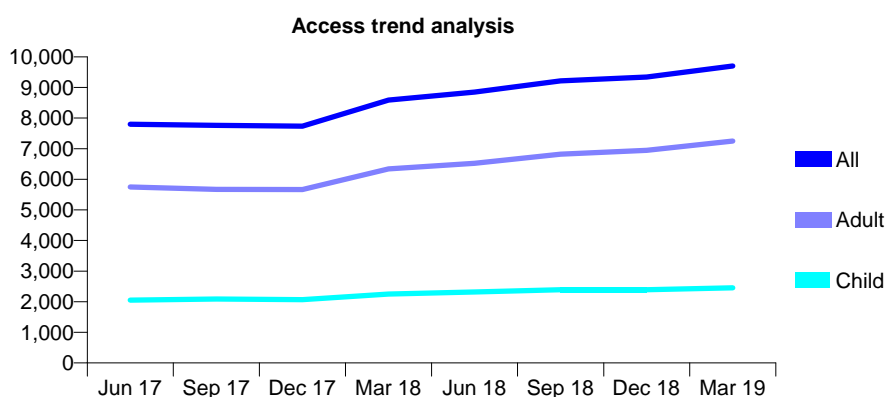
Q56 - Vital Signs At a Glance Contract Report for 920959/0001 - March 2019

Name or company name	MR OB QURESHI
Contract type name	GDS Contract
Purpose of contract	General
Contract start date	01/04/2006
Contract end date	

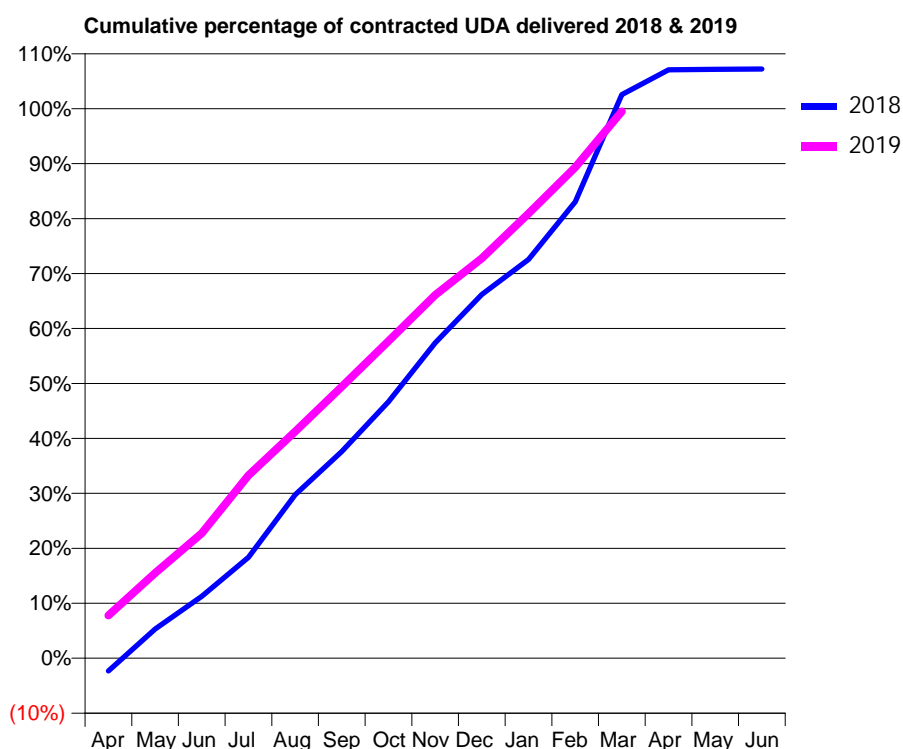
18/19 Contracted general activity (UDA)	22,001
Carry forward general activity (UDA)	-440
18/19 Contracted orthodontic activity (UOA)	0
Carry forward orthodontic activity (UOA)	0
Baseline contract value	£679,652.94

ACCESS*

Patients seen in 24 months	Total	Change since previous quarter
Quarter ending March 2018	8,588	
Quarter ending June 2018	8,848	↑
Quarter ending September 2018	9,215	↑
Quarter ending December 2018	9,340	→
Quarter ending March 2019	9,703	↑
Variance since March 2018	13.0%	↑



ACTIVITY



Month	Adjusted Scheduled Activity (UDA)	
	2018	2019
April	-515	1,718
May	1,170	3,414
June	2,476	5,000
July	4,038	7,324
August	6,544	9,071
September	8,272	10,875
October	10,271	12,701
November	12,623	14,540
December	14,563	16,007
January	15,959	17,802
February	18,269	19,654
March	22,564	21,894
April	23,559	
May	23,576	
June	23,592	

QUALITY

	Quantity	Base Number	Contract	AT	Region	England
% of FP17s for the same patient ID Re-attending within 3 months - Children	208	3,247	6.4%	10.7%	11.5%	11.8%
% of FP17s for the same patient ID Re-attending within 3 months - Adults	760	8,261	9.2%	14.1%	15.2%	15.7%
% of FP17s for the same patient ID Re-attending between 3 & 9 months - Children	1,732	3,247	53.3%	60.1%	60.2%	58.9%
% of FP17s for the same patient ID Re-attending between 3 & 9 months - Adults	3,599	8,261	43.6%	49.2%	51.8%	50.8%
% of FP17s for Band 1 Urgent Courses	779	10,727	7.3%	9.2%	8.1%	9.1%
% of FP17s Relating to Free Repair or Replacements	41	10,727	0.4%	0.7%	0.8%	0.8%
% of FP17s Relating to Continuations	8	10,727	0.1%	1.0%	0.9%	0.9%
% of Patients satisfied with the dentistry they have received	5	5	N/A	92.5%	92.7%	92.5%
% of Patients satisfied with the time they had to wait for an appointment	5	5	N/A	85.3%	87.4%	87.0%

* This is based on patients treated on this contract for their most recent course of treatment. Figures in italics indicate the base number of FP17s or Patient Questionnaire responses are less than 100. N/A is shown where the base number of responses is less than 10 during the period. % is calculated as Quantity/Base number*100

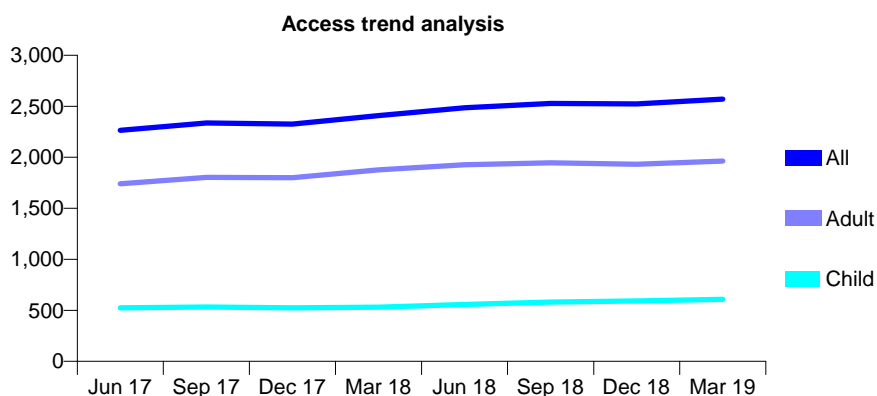
Q56 - Vital Signs At a Glance Contract Report for 926396/0001 - March 2019

Name or company name	MRS TL KLEINHANS
Contract type name	PDS Contract
Purpose of contract	General
Contract start date	01/04/2010
Contract end date	31/03/2020

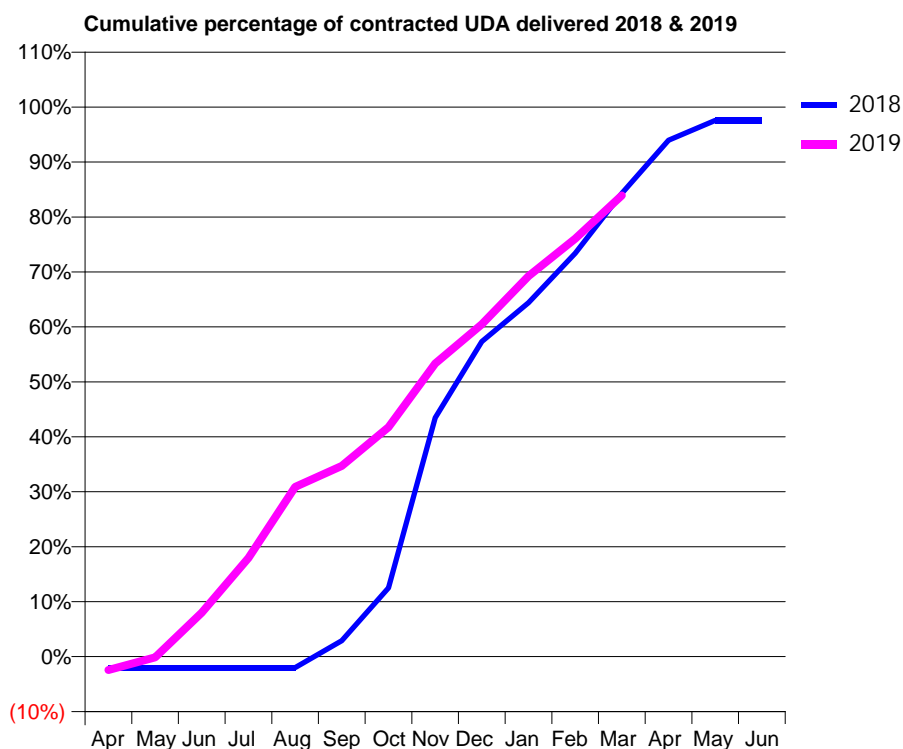
18/19 Contracted general activity (UDA)	6,600
Carry forward general activity (UDA)	161
18/19 Contracted orthodontic activity (UOA)	0
Carry forward orthodontic activity (UOA)	0
Baseline contract value	£167,426.30

ACCESS*

Patients seen in 24 months	Total	Change since previous quarter
Quarter ending March 2018	2,409	
Quarter ending June 2018	2,486	↑
Quarter ending September 2018	2,527	→
Quarter ending December 2018	2,524	→
Quarter ending March 2019	2,570	→
Variance since March 2018	6.7%	↑



ACTIVITY



Month	Adjusted Scheduled Activity (UDA)	
	2018	2019
April	-134	-161
May	-134	-10
June	-134	528
July	-134	1,185
August	-134	2,038
September	192	2,291
October	825	2,755
November	2,870	3,521
December	3,783	3,993
January	4,251	4,571
February	4,844	5,020
March	5,563	5,540
April	6,201	
May	6,439	
June	6,439	

QUALITY

	Quantity	Base Number	Contract	AT	Region	England
% of FP17s for the same patient ID Re-attending within 3 months - Children	32	909	3.5%	10.7%	11.5%	11.8%
% of FP17s for the same patient ID Re-attending within 3 months - Adults	220	2,500	8.8%	14.1%	15.2%	15.7%
% of FP17s for the same patient ID Re-attending between 3 & 9 months - Children	589	909	64.8%	60.1%	60.2%	58.9%
% of FP17s for the same patient ID Re-attending between 3 & 9 months - Adults	1,475	2,500	59.0%	49.2%	51.8%	50.8%
% of FP17s for Band 1 Urgent Courses	24	2,984	0.8%	9.2%	8.1%	9.1%
% of FP17s Relating to Free Repair or Replacements	0	2,984	0.0%	0.7%	0.8%	0.8%
% of FP17s Relating to Continuations	2	2,984	0.1%	1.0%	0.9%	0.9%
% of Patients satisfied with the dentistry they have received	2	2	N/A	92.5%	92.7%	92.5%
% of Patients satisfied with the time they had to wait for an appointment	2	2	N/A	85.3%	87.4%	87.0%

* This is based on patients treated on this contract for their most recent course of treatment. Figures in italics indicate the base number of FP17s or Patient Questionnaire responses are less than 100. N/A is shown where the base number of responses is less than 10 during the period. % is calculated as Quantity/Base number*100

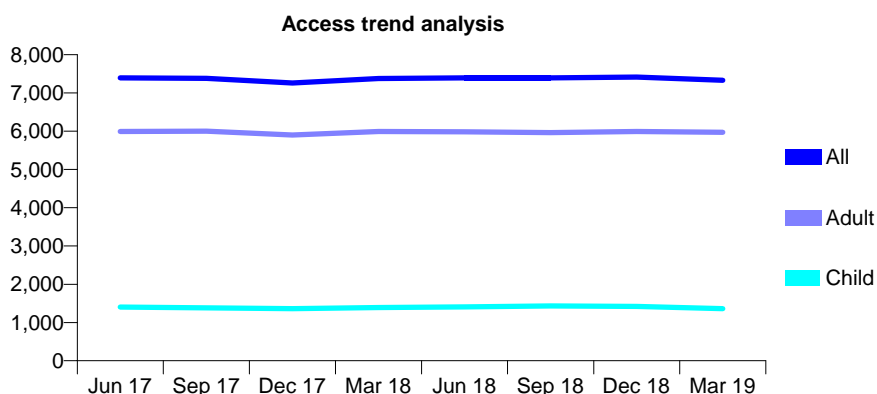
Q56 - Vital Signs At a Glance Contract Report for 927937/0001 - March 2019

Name or company name	MR NJ SUMSER-LUPSON
Contract type name	GDS Contract
Purpose of contract	General
Contract start date	01/04/2006
Contract end date	

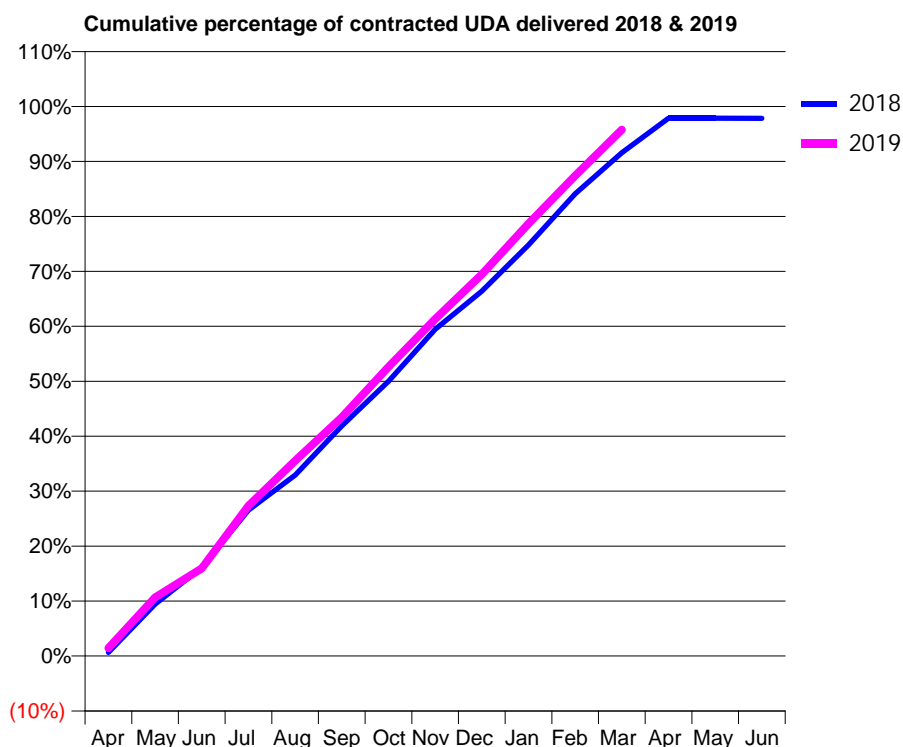
18/19 Contracted general activity (UDA)	15,939
Carry forward general activity (UDA)	346
18/19 Contracted orthodontic activity (UOA)	0
Carry forward orthodontic activity (UOA)	0
Baseline contract value	£367,419.37

ACCESS*

Patients seen in 24 months	Total	Change since previous quarter
Quarter ending March 2018	7,379	
Quarter ending June 2018	7,391	→
Quarter ending September 2018	7,394	→
Quarter ending December 2018	7,416	→
Quarter ending March 2019	7,333	↓
Variance since March 2018	(0.6%)	→



ACTIVITY



Month	Adjusted Scheduled Activity (UDA)	
	2018	2019
April	108	231
May	1,505	1,699
June	2,572	2,544
July	4,235	4,357
August	5,248	5,665
September	6,676	6,924
October	7,965	8,386
November	9,480	9,774
December	10,580	11,069
January	11,924	12,536
February	13,407	13,933
March	14,596	15,265
April	15,596	
May	15,597	
June	15,593	

QUALITY

	Quantity	Base Number	Contract	AT	Region	England
% of FP17s for the same patient ID Re-attending within 3 months - Children	91	2,160	4.2%	10.7%	11.5%	11.8%
% of FP17s for the same patient ID Re-attending within 3 months - Adults	1,163	8,410	13.8%	14.1%	15.2%	15.7%
% of FP17s for the same patient ID Re-attending between 3 & 9 months - Children	1,328	2,160	61.5%	60.1%	60.2%	58.9%
% of FP17s for the same patient ID Re-attending between 3 & 9 months - Adults	3,884	8,410	46.2%	49.2%	51.8%	50.8%
% of FP17s for Band 1 Urgent Courses	861	9,964	8.6%	9.2%	8.1%	9.1%
% of FP17s Relating to Free Repair or Replacements	71	9,964	0.7%	0.7%	0.8%	0.8%
% of FP17s Relating to Continuations	108	9,964	1.1%	1.0%	0.9%	0.9%
% of Patients satisfied with the dentistry they have received	2	2	N/A	92.5%	92.7%	92.5%
% of Patients satisfied with the time they had to wait for an appointment	2	2	N/A	85.3%	87.4%	87.0%

* This is based on patients treated on this contract for their most recent course of treatment. Figures in italics indicate the base number of FP17s or Patient Questionnaire responses are less than 100. N/A is shown where the base number of responses is less than 10 during the period. % is calculated as Quantity/Base number*100

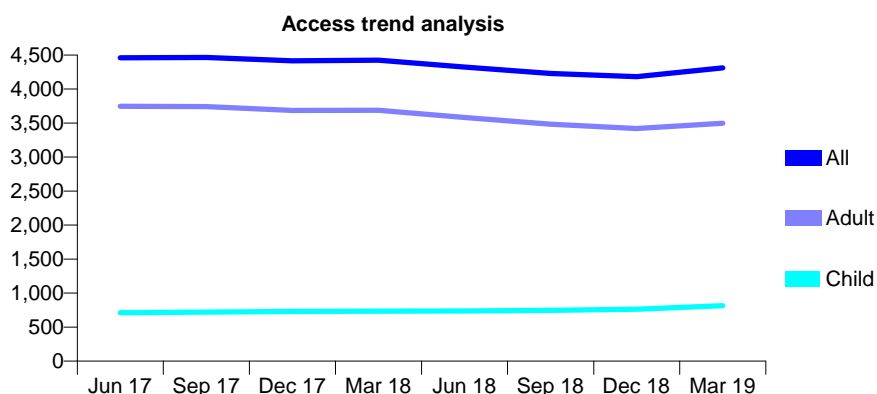
Q56 - Vital Signs At a Glance Contract Report for 929824/0001 - March 2019

Name or company name	Dental Surgery
Contract type name	GDS Contract
Purpose of contract	General
Contract start date	01/04/2006
Contract end date	

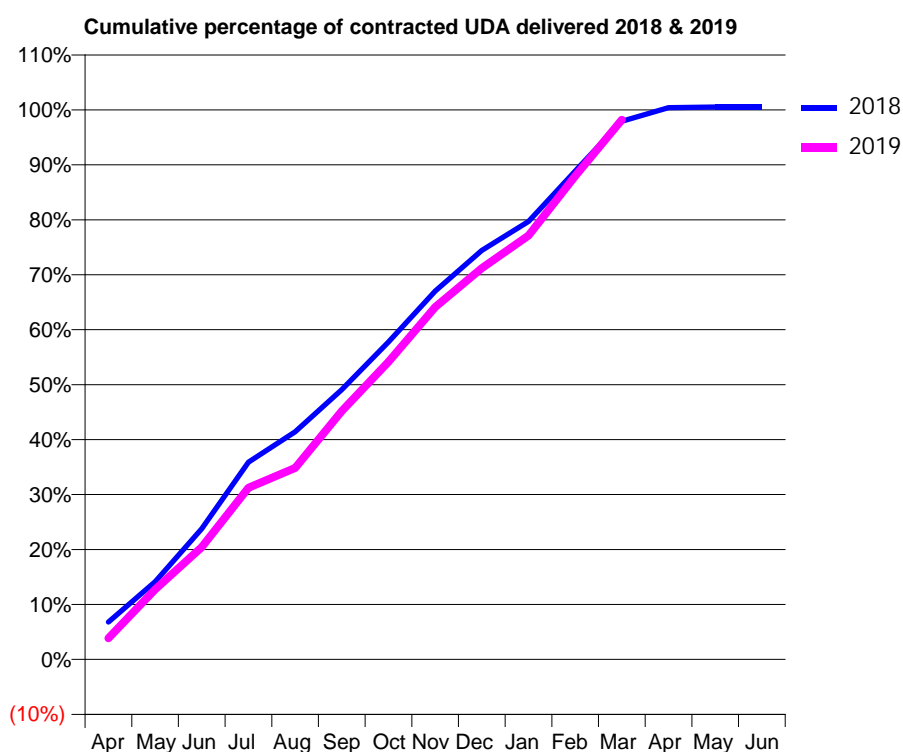
18/19 Contracted general activity (UDA)	10,295
Carry forward general activity (UDA)	-53
18/19 Contracted orthodontic activity (UOA)	0
Carry forward orthodontic activity (UOA)	0
Baseline contract value	£257,036.72

ACCESS*

Patients seen in 24 months	Total	Change since previous quarter
Quarter ending March 2018	4,425	
Quarter ending June 2018	4,322	↓
Quarter ending September 2018	4,231	↓
Quarter ending December 2018	4,184	↓
Quarter ending March 2019	4,311	↑
Variance since March 2018	(2.6%)	↓



ACTIVITY



Month	Adjusted Scheduled Activity (UDA)	
	2018	2019
April	700	398
May	1,455	1,312
June	2,446	2,105
July	3,696	3,217
August	4,267	3,590
September	5,052	4,652
October	5,946	5,574
November	6,903	6,603
December	7,660	7,328
January	8,203	7,941
February	9,149	9,054
March	10,082	10,106
April	10,338	
May	10,348	
June	10,348	

QUALITY

	Quantity	Base Number	Contract	AT	Region	England
% of FP17s for the same patient ID Re-attending within 3 months - Children	109	1,262	8.6%	10.7%	11.5%	11.8%
% of FP17s for the same patient ID Re-attending within 3 months - Adults	685	5,066	13.5%	14.1%	15.2%	15.7%
% of FP17s for the same patient ID Re-attending between 3 & 9 months - Children	718	1,262	56.9%	60.1%	60.2%	58.9%
% of FP17s for the same patient ID Re-attending between 3 & 9 months - Adults	2,930	5,066	57.8%	49.2%	51.8%	50.8%
% of FP17s for Band 1 Urgent Courses	354	6,197	5.7%	9.2%	8.1%	9.1%
% of FP17s Relating to Free Repair or Replacements	60	6,197	1.0%	0.7%	0.8%	0.8%
% of FP17s Relating to Continuations	53	6,197	0.9%	1.0%	0.9%	0.9%
% of Patients satisfied with the dentistry they have received	0	0	N/A	92.5%	92.7%	92.5%
% of Patients satisfied with the time they had to wait for an appointment	0	0	N/A	85.3%	87.4%	87.0%

* This is based on patients treated on this contract for their most recent course of treatment.

Figures in italics indicate the base number of FP17s or Patient Questionnaire responses are less than 100. N/A is shown where the base number of responses is less than 10 during the period. % is calculated as Quantity/Base number*100

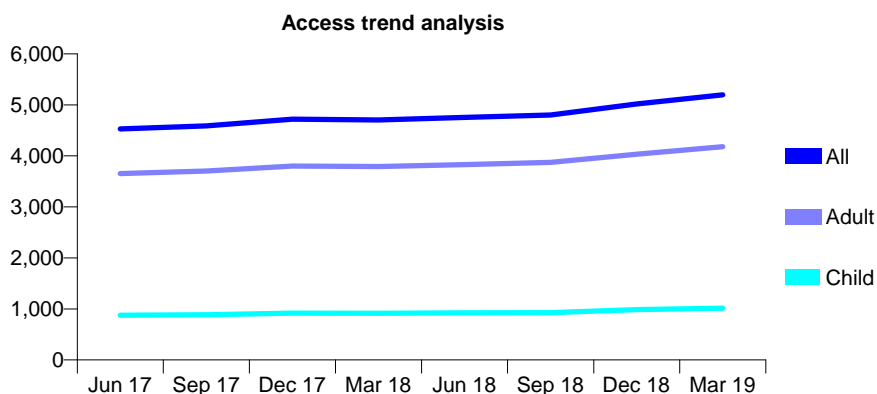
Q56 - Vital Signs At a Glance Contract Report for 931411/0003 - March 2019

Name or company name	MR M PATEL
Contract type name	GDS Contract
Purpose of contract	General
Contract start date	01/07/2012
Contract end date	

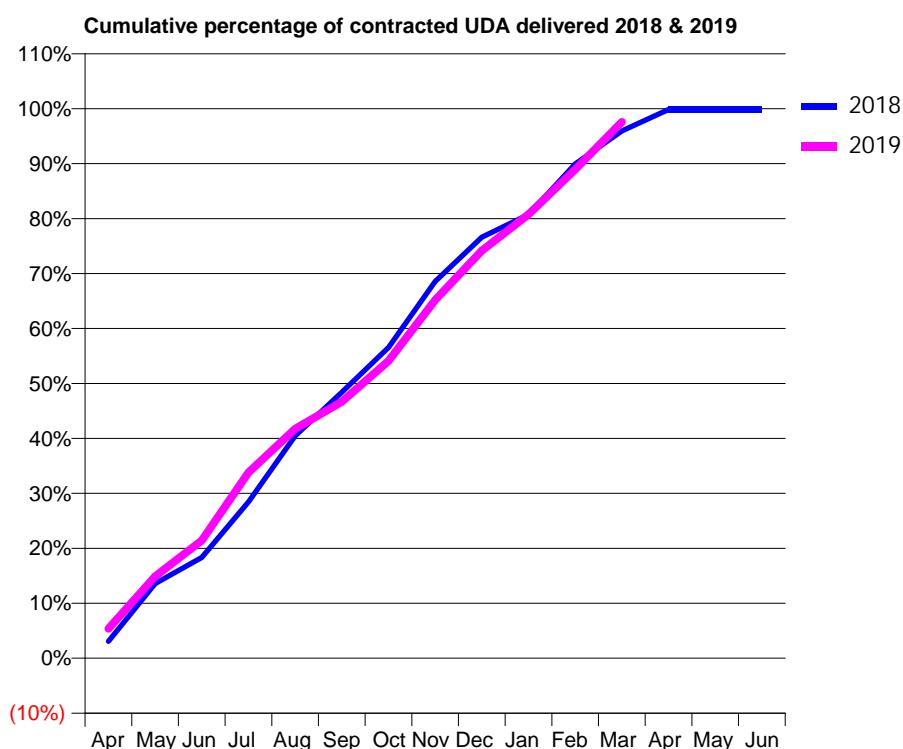
18/19 Contracted general activity (UDA)	15,000
Carry forward general activity (UDA)	23
18/19 Contracted orthodontic activity (UOA)	0
Carry forward orthodontic activity (UOA)	0
Baseline contract value	£387,979.98

ACCESS*

Patients seen in 24 months	Total	Change since previous quarter
Quarter ending March 2018	4,704	
Quarter ending June 2018	4,754	→
Quarter ending September 2018	4,800	→
Quarter ending December 2018	5,019	↑
Quarter ending March 2019	5,197	↑
Variance since March 2018	10.5%	↑



ACTIVITY



Adjusted Scheduled Activity (UDA)		
Month	2018	2019
April	462	805
May	2,038	2,238
June	2,752	3,211
July	4,268	5,068
August	6,068	6,264
September	7,261	7,000
October	8,485	8,114
November	10,283	9,779
December	11,490	11,125
January	12,112	12,117
February	13,493	13,343
March	14,391	14,634
April	14,977	
May	14,977	
June	14,977	

QUALITY

	Quantity	Base Number	Contract	AT	Region	England
% of FP17s for the same patient ID Re-attending within 3 months - Children	64	1,704	3.8%	10.7%	11.5%	11.8%
% of FP17s for the same patient ID Re-attending within 3 months - Adults	830	6,631	12.5%	14.1%	15.2%	15.7%
% of FP17s for the same patient ID Re-attending between 3 & 9 months - Children	1,210	1,704	71.0%	60.1%	60.2%	58.9%
% of FP17s for the same patient ID Re-attending between 3 & 9 months - Adults	3,930	6,631	59.3%	49.2%	51.8%	50.8%
% of FP17s for Band 1 Urgent Courses	728	7,995	9.1%	9.2%	8.1%	9.1%
% of FP17s Relating to Free Repair or Replacements	39	7,995	0.5%	0.7%	0.8%	0.8%
% of FP17s Relating to Continuations	67	7,995	0.8%	1.0%	0.9%	0.9%
% of Patients satisfied with the dentistry they have received	4	6	N/A	92.5%	92.7%	92.5%
% of Patients satisfied with the time they had to wait for an appointment	6	6	N/A	85.3%	87.4%	87.0%

* This is based on patients treated on this contract for their most recent course of treatment. Figures in italics indicate the base number of FP17s or Patient Questionnaire responses are less than 100. N/A is shown where the base number of responses is less than 10 during the period. % is calculated as Quantity/Base number*100

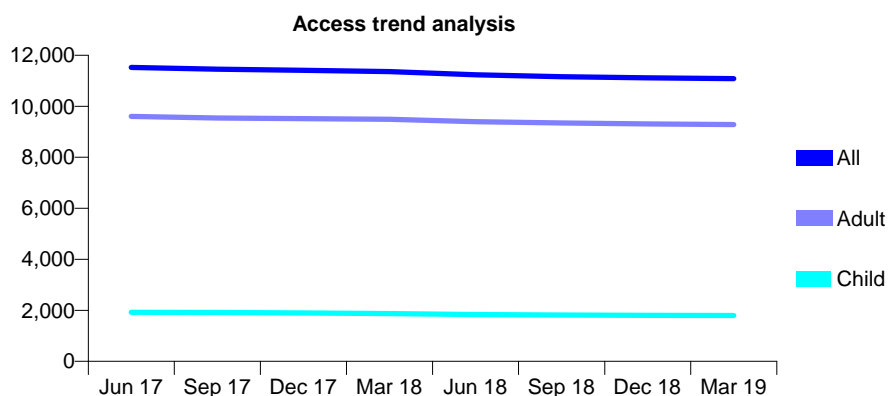
Q56 - Vital Signs At a Glance Contract Report for 931764/0001 - March 2019

Name or company name	MR MF BERGENDAL
Contract type name	GDS Contract
Purpose of contract	General
Contract start date	01/12/2014
Contract end date	

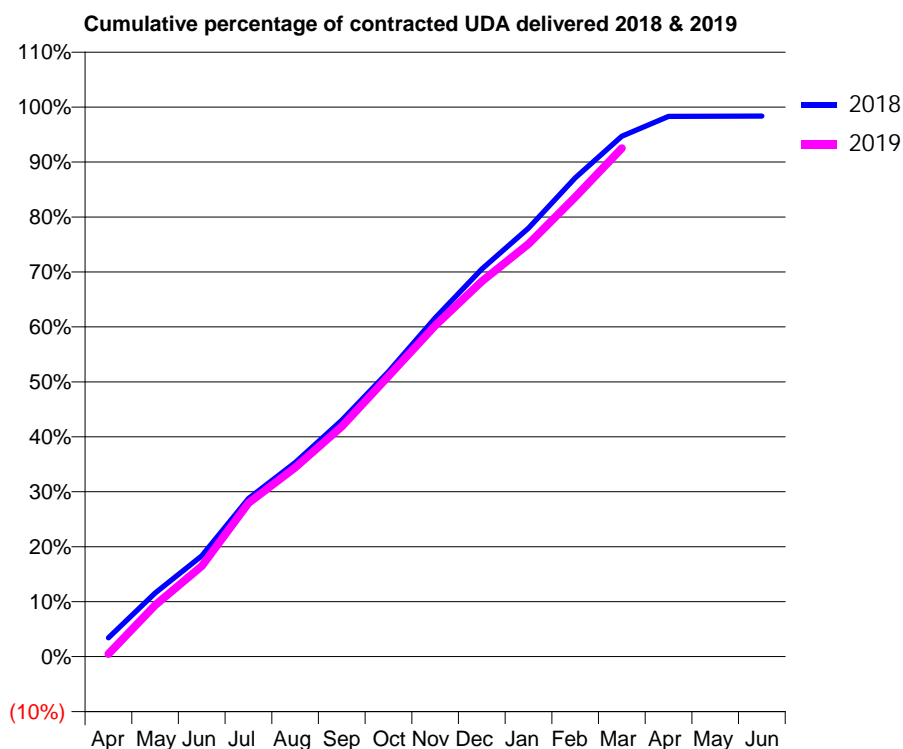
18/19 Contracted general activity (UDA)	28,637
Carry forward general activity (UDA)	470
18/19 Contracted orthodontic activity (UOA)	0
Carry forward orthodontic activity (UOA)	0
Baseline contract value	£635,343.89

ACCESS*

Patients seen in 24 months	Total	Change since previous quarter
Quarter ending March 2018	11,361	
Quarter ending June 2018	11,236	↓
Quarter ending September 2018	11,163	→
Quarter ending December 2018	11,113	→
Quarter ending March 2019	11,084	→
Variance since March 2018	(2.4%)	↓



ACTIVITY



Month	Adjusted Scheduled Activity (UDA)	
	2018	2019
April	982	142
May	3,318	2,680
June	5,250	4,715
July	8,241	8,005
August	10,115	9,860
September	12,309	11,988
October	14,847	14,617
November	17,656	17,253
December	20,192	19,554
January	22,335	21,503
February	24,955	23,947
March	27,117	26,491
April	28,148	
May	28,164	
June	28,167	

QUALITY

	Quantity	Base Number	Contract	AT	Region	England
% of FP17s for the same patient ID Re-attending within 3 months - Children	134	2,584	5.2%	10.7%	11.5%	11.8%
% of FP17s for the same patient ID Re-attending within 3 months - Adults	1,902	14,143	13.4%	14.1%	15.2%	15.7%
% of FP17s for the same patient ID Re-attending between 3 & 9 months - Children	1,560	2,584	60.4%	60.1%	60.2%	58.9%
% of FP17s for the same patient ID Re-attending between 3 & 9 months - Adults	7,831	14,143	55.4%	49.2%	51.8%	50.8%
% of FP17s for Band 1 Urgent Courses	1,193	16,103	7.4%	9.2%	8.1%	9.1%
% of FP17s Relating to Free Repair or Replacements	169	16,103	1.0%	0.7%	0.8%	0.8%
% of FP17s Relating to Continuations	271	16,103	1.7%	1.0%	0.9%	0.9%
% of Patients satisfied with the dentistry they have received	6	6	N/A	92.5%	92.7%	92.5%
% of Patients satisfied with the time they had to wait for an appointment	6	6	N/A	85.3%	87.4%	87.0%

* This is based on patients treated on this contract for their most recent course of treatment. Figures in italics indicate the base number of FP17s or Patient Questionnaire responses are less than 100. N/A is shown where the base number of responses is less than 10 during the period. % is calculated as Quantity/Base number*100

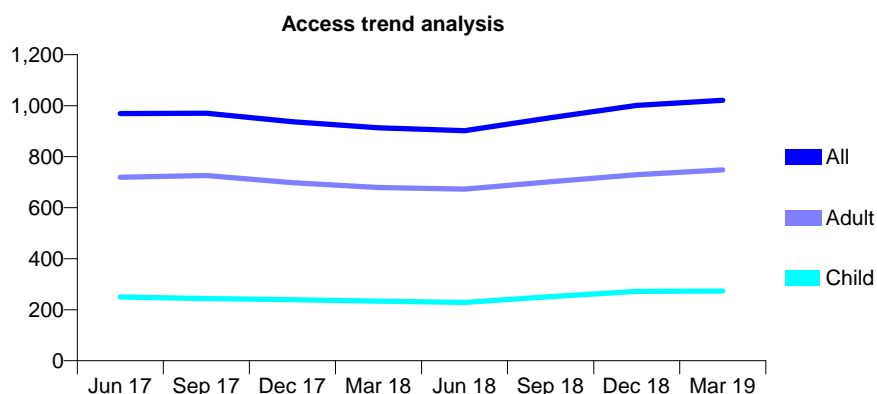
Q56 - Vital Signs At a Glance Contract Report for 934844/0001 - March 2019

Name or company name	MR S GHASEMZADEH KERMANSHAHI
Contract type name	GDS Contract
Purpose of contract	General
Contract start date	01/04/2006
Contract end date	

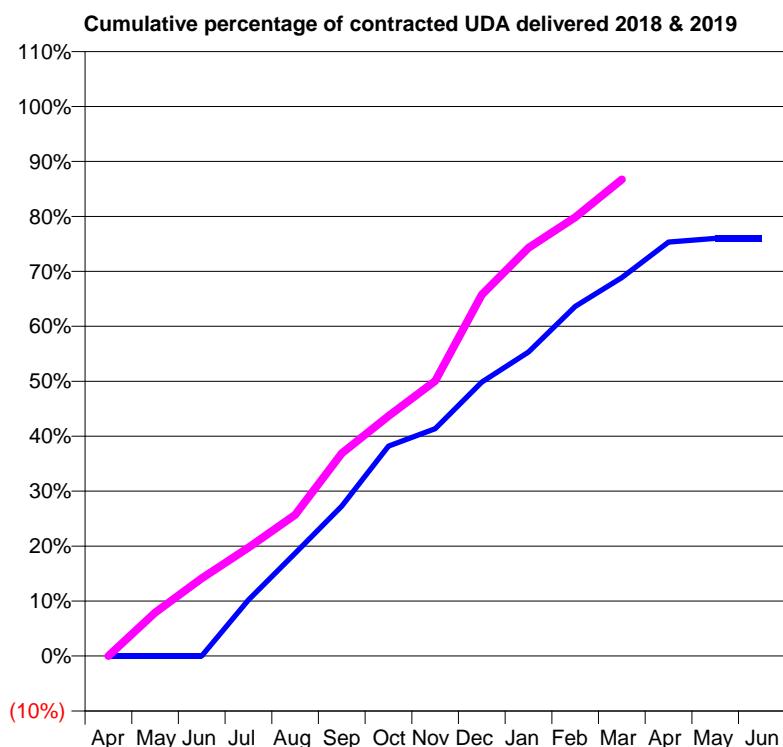
18/19 Contracted general activity (UDA)	2,457
Carry forward general activity (UDA)	0
18/19 Contracted orthodontic activity (UOA)	0
Carry forward orthodontic activity (UOA)	0
Baseline contract value	£62,922.72

ACCESS*

Patients seen in 24 months	Total	Change since previous quarter
Quarter ending March 2018	913	
Quarter ending June 2018	902	↓
Quarter ending September 2018	953	↑
Quarter ending December 2018	1,001	↑
Quarter ending March 2019	1,021	→
Variance since March 2018	11.8%	↑



ACTIVITY



Month	Adjusted Scheduled Activity (UDA)	
	2018	2019
April	0	0
May	0	194
June	0	347
July	251	485
August	460	632
September	670	906
October	938	1,073
November	1,016	1,230
December	1,225	1,616
January	1,359	1,825
February	1,563	1,962
March	1,692	2,131
April	1,851	
May	1,867	
June	1,867	

QUALITY

	Quantity	Base Number	Contract	AT	Region	England
% of FP17s for the same patient ID Re-attending within 3 months - Children	5	304	1.6%	10.7%	11.5%	11.8%
% of FP17s for the same patient ID Re-attending within 3 months - Adults	101	927	10.9%	14.1%	15.2%	15.7%
% of FP17s for the same patient ID Re-attending between 3 & 9 months - Children	143	304	47.0%	60.1%	60.2%	58.9%
% of FP17s for the same patient ID Re-attending between 3 & 9 months - Adults	423	927	45.6%	49.2%	51.8%	50.8%
% of FP17s for Band 1 Urgent Courses	119	1,152	10.3%	9.2%	8.1%	9.1%
% of FP17s Relating to Free Repair or Replacements	0	1,152	0.0%	0.7%	0.8%	0.8%
% of FP17s Relating to Continuations	0	1,152	0.0%	1.0%	0.9%	0.9%
% of Patients satisfied with the dentistry they have received	0	0	N/A	92.5%	92.7%	92.5%
% of Patients satisfied with the time they had to wait for an appointment	0	0	N/A	85.3%	87.4%	87.0%

* This is based on patients treated on this contract for their most recent course of treatment.

Figures in italics indicate the base number of FP17s or Patient Questionnaire responses are less than 100. N/A is shown where the base number of responses is less than 10 during the period. % is calculated as Quantity/Base number*100

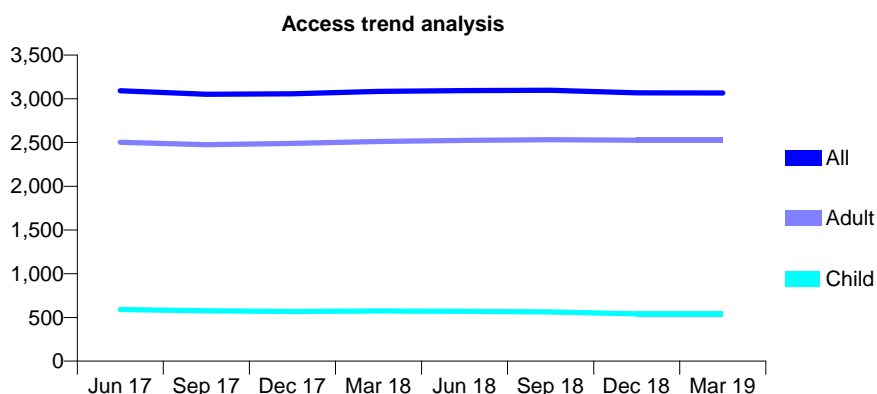
Q56 - Vital Signs At a Glance Contract Report for 936618/0001 - March 2019

Name or company name	MR MR GOODARZI
Contract type name	GDS Contract
Purpose of contract	General
Contract start date	01/04/2006
Contract end date	

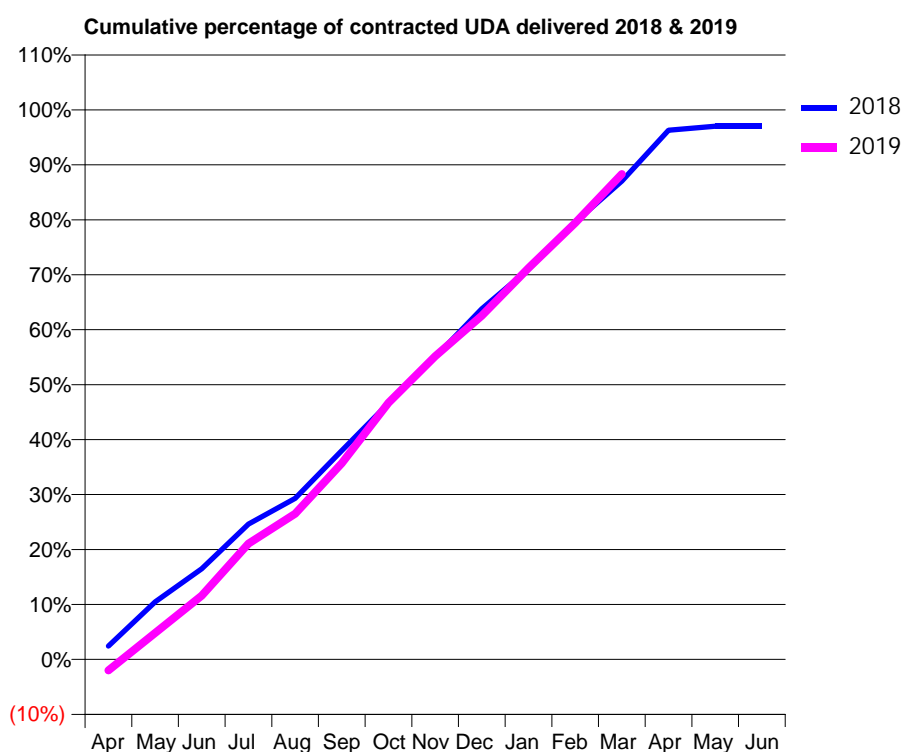
18/19 Contracted general activity (UDA)	9,500
Carry forward general activity (UDA)	299
18/19 Contracted orthodontic activity (UOA)	0
Carry forward orthodontic activity (UOA)	0
Baseline contract value	£250,051.86

ACCESS*

Patients seen in 24 months	Total	Change since previous quarter
Quarter ending March 2018	3,085	
Quarter ending June 2018	3,094	→
Quarter ending September 2018	3,096	→
Quarter ending December 2018	3,067	→
Quarter ending March 2019	3,066	→
Variance since March 2018	(0.6%)	→



ACTIVITY



Month	Adjusted Scheduled Activity (UDA)	
	2018	2019
April	244	-193
May	1,046	457
June	1,651	1,102
July	2,462	2,002
August	2,933	2,519
September	3,800	3,389
October	4,662	4,436
November	5,503	5,242
December	6,377	5,943
January	7,101	6,766
February	7,958	7,546
March	8,704	8,390
April	9,627	
May	9,701	
June	9,701	

QUALITY

	Quantity	Base Number	Contract	AT	Region	England
% of FP17s for the same patient ID Re-attending within 3 months - Children	40	807	5.0%	10.7%	11.5%	11.8%
% of FP17s for the same patient ID Re-attending within 3 months - Adults	583	3,603	16.2%	14.1%	15.2%	15.7%
% of FP17s for the same patient ID Re-attending between 3 & 9 months - Children	500	807	62.0%	60.1%	60.2%	58.9%
% of FP17s for the same patient ID Re-attending between 3 & 9 months - Adults	1,633	3,603	45.3%	49.2%	51.8%	50.8%
% of FP17s for Band 1 Urgent Courses	415	4,050	10.2%	9.2%	8.1%	9.1%
% of FP17s Relating to Free Repair or Replacements	16	4,050	0.4%	0.7%	0.8%	0.8%
% of FP17s Relating to Continuations	47	4,050	1.2%	1.0%	0.9%	0.9%
% of Patients satisfied with the dentistry they have received	0	0	N/A	92.5%	92.7%	92.5%
% of Patients satisfied with the time they had to wait for an appointment	0	0	N/A	85.3%	87.4%	87.0%

* This is based on patients treated on this contract for their most recent course of treatment.

Figures in italics indicate the base number of FP17s or Patient Questionnaire responses are less than 100. N/A is shown where the base number of responses is less than 10 during the period. % is calculated as Quantity/Base number*100

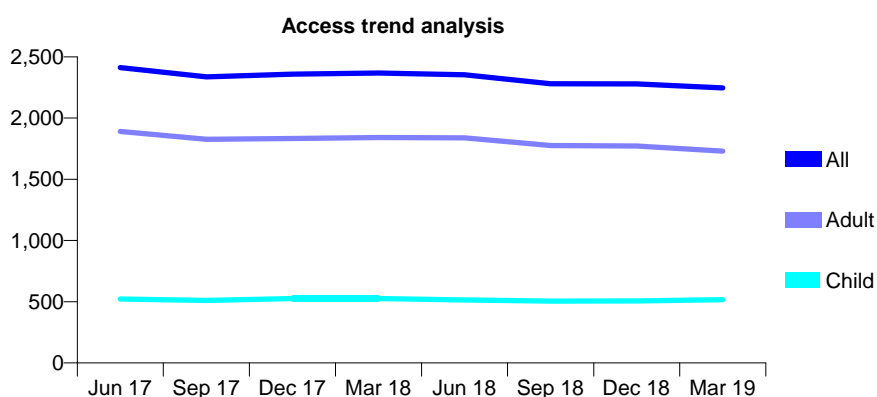
Q56 - Vital Signs At a Glance Contract Report for 943509/0001 - March 2019

Name or company name	MR A ABDOLLAHI
Contract type name	GDS Contract
Purpose of contract	General
Contract start date	01/04/2006
Contract end date	

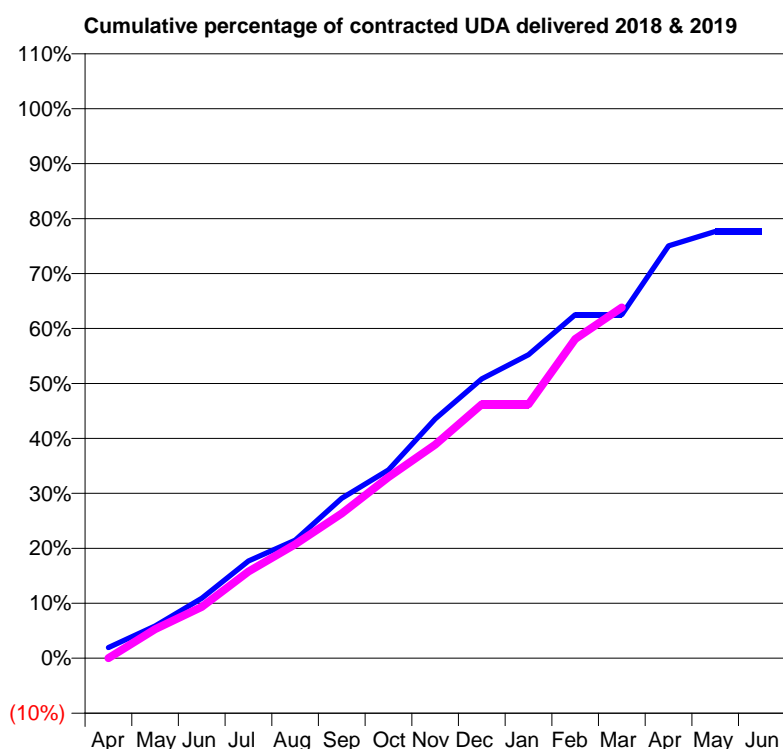
18/19 Contracted general activity (UDA)	11,000
Carry forward general activity (UDA)	0
18/19 Contracted orthodontic activity (UOA)	0
Carry forward orthodontic activity (UOA)	0
Baseline contract value	£298,251.49

ACCESS*

Patients seen in 24 months	Total	Change since previous quarter
Quarter ending March 2018	2,368	
Quarter ending June 2018	2,353	→
Quarter ending September 2018	2,281	↓
Quarter ending December 2018	2,279	→
Quarter ending March 2019	2,247	↓
Variance since March 2018	(5.1%)	↓



ACTIVITY



Month	2018	2019
April	214	0
May	643	584
June	1,199	1,027
July	1,949	1,736
August	2,365	2,280
September	3,202	2,898
October	3,770	3,627
November	4,791	4,274
December	5,590	5,085
January	6,075	5,085
February	6,879	6,390
March	6,879	7,018
April	8,252	
May	8,540	
June	8,540	

QUALITY

	Quantity	Base Number	Contract	AT	Region	England
% of FP17s for the same patient ID Re-attending within 3 months - Children	42	799	5.3%	10.7%	11.5%	11.8%
% of FP17s for the same patient ID Re-attending within 3 months - Adults	199	2,530	7.9%	14.1%	15.2%	15.7%
% of FP17s for the same patient ID Re-attending between 3 & 9 months - Children	511	799	64.0%	60.1%	60.2%	58.9%
% of FP17s for the same patient ID Re-attending between 3 & 9 months - Adults	1,582	2,530	62.5%	49.2%	51.8%	50.8%
% of FP17s for Band 1 Urgent Courses	239	2,829	8.4%	9.2%	8.1%	9.1%
% of FP17s Relating to Free Repair or Replacements	0	2,829	0.0%	0.7%	0.8%	0.8%
% of FP17s Relating to Continuations	0	2,829	0.0%	1.0%	0.9%	0.9%
% of Patients satisfied with the dentistry they have received	0	0	N/A	92.5%	92.7%	92.5%
% of Patients satisfied with the time they had to wait for an appointment	0	0	N/A	85.3%	87.4%	87.0%

* This is based on patients treated on this contract for their most recent course of treatment.

Figures in italics indicate the base number of FP17s or Patient Questionnaire responses are less than 100. N/A is shown where the base number of responses is less than 10 during the period. % is calculated as Quantity/Base number*100

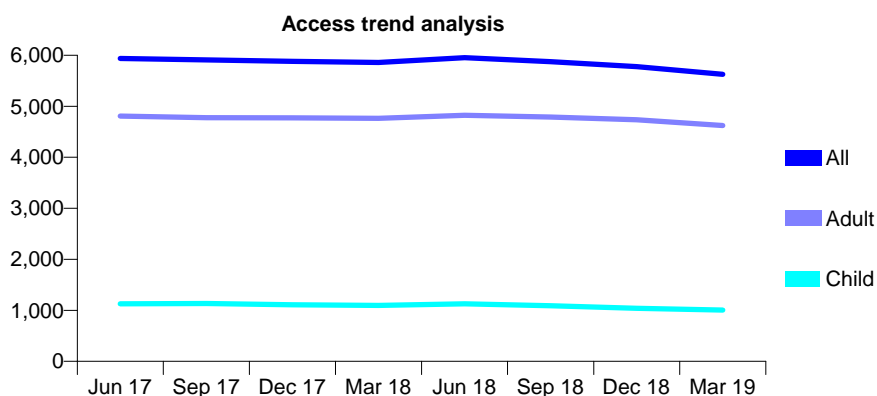
Q56 - Vital Signs At a Glance Contract Report for 949558/0001 - March 2019

Name or company name	MR DF EVANS
Contract type name	GDS Contract
Purpose of contract	General
Contract start date	02/11/2007
Contract end date	

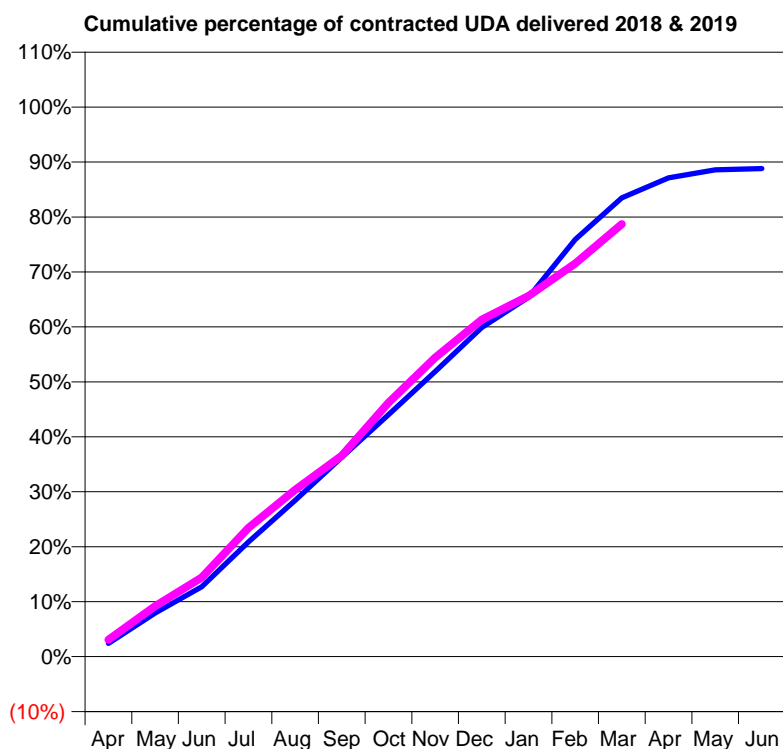
18/19 Contracted general activity (UDA)	19,076
Carry forward general activity (UDA)	0
18/19 Contracted orthodontic activity (UOA)	0
Carry forward orthodontic activity (UOA)	0
Baseline contract value	£463,042.04

ACCESS*

Patients seen in 24 months	Total	Change since previous quarter
Quarter ending March 2018	5,861	
Quarter ending June 2018	5,952	→
Quarter ending September 2018	5,876	↓
Quarter ending December 2018	5,776	↓
Quarter ending March 2019	5,628	↓
Variance since March 2018	(4.0%)	↓



ACTIVITY



Month	Adjusted Scheduled Activity (UDA)	
	2018	2019
April	463	588
May	1,515	1,753
June	2,427	2,749
July	3,980	4,467
August	5,422	5,795
September	6,917	6,974
October	8,394	8,810
November	9,898	10,382
December	11,422	11,694
January	12,473	12,519
February	14,480	13,647
March	15,928	15,017
April	16,622	
May	16,900	
June	16,939	

QUALITY

	Quantity	Base Number	Contract	AT	Region	England
% of FP17s for the same patient ID Re-attending within 3 months - Children	93	1,393	6.7%	10.7%	11.5%	11.8%
% of FP17s for the same patient ID Re-attending within 3 months - Adults	1,028	6,380	16.1%	14.1%	15.2%	15.7%
% of FP17s for the same patient ID Re-attending between 3 & 9 months - Children	748	1,393	53.7%	60.1%	60.2%	58.9%
% of FP17s for the same patient ID Re-attending between 3 & 9 months - Adults	2,768	6,380	43.4%	49.2%	51.8%	50.8%
% of FP17s for Band 1 Urgent Courses	763	6,909	11.0%	9.2%	8.1%	9.1%
% of FP17s Relating to Free Repair or Replacements	56	6,909	0.8%	0.7%	0.8%	0.8%
% of FP17s Relating to Continuations	183	6,909	2.6%	1.0%	0.9%	0.9%
% of Patients satisfied with the dentistry they have received	2	2	N/A	92.5%	92.7%	92.5%
% of Patients satisfied with the time they had to wait for an appointment	2	2	N/A	85.3%	87.4%	87.0%

* This is based on patients treated on this contract for their most recent course of treatment. Figures in italics indicate the base number of FP17s or Patient Questionnaire responses are less than 100. N/A is shown where the base number of responses is less than 10 during the period. % is calculated as Quantity/Base number*100

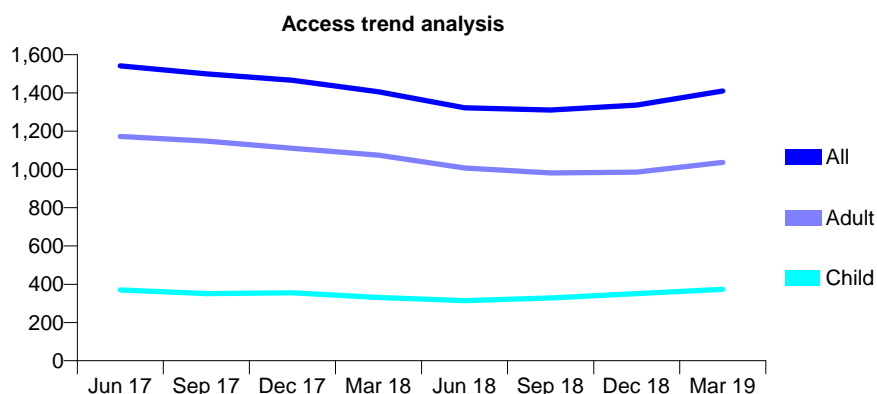
Q56 - Vital Signs At a Glance Contract Report for 949558/0002 - March 2019

Name or company name	MR DF EVANS
Contract type name	GDS Contract
Purpose of contract	General
Contract start date	01/02/2012
Contract end date	

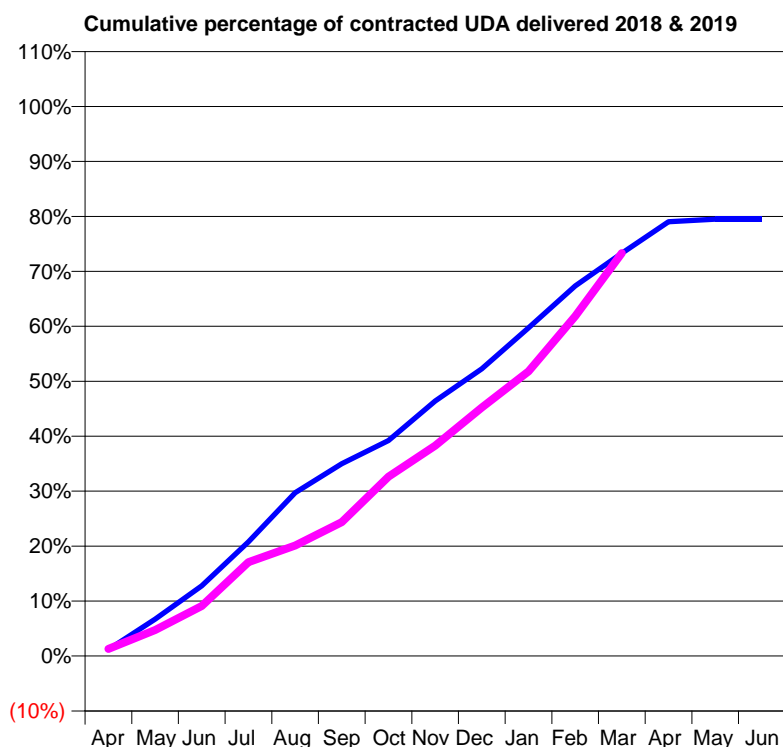
18/19 Contracted general activity (UDA)	4,241
Carry forward general activity (UDA)	0
18/19 Contracted orthodontic activity (UOA)	0
Carry forward orthodontic activity (UOA)	0
Baseline contract value	£89,042.61

ACCESS*

Patients seen in 24 months	Total	Change since previous quarter
Quarter ending March 2018	1,406	
Quarter ending June 2018	1,322	↓
Quarter ending September 2018	1,310	→
Quarter ending December 2018	1,337	↑
Quarter ending March 2019	1,410	↑
Variance since March 2018	0.3%	→



ACTIVITY



Month	Adjusted Scheduled Activity (UDA)	
	2018	2019
April	50	55
May	284	201
June	542	386
July	881	725
August	1,260	853
September	1,485	1,033
October	1,664	1,383
November	1,968	1,624
December	2,216	1,918
January	2,532	2,197
February	2,856	2,623
March	3,108	3,109
April	3,351	
May	3,371	
June	3,371	

QUALITY

	Quantity	Base Number	Contract	AT	Region	England
% of FP17s for the same patient ID Re-attending within 3 months - Children	27	485	5.6%	10.7%	11.5%	11.8%
% of FP17s for the same patient ID Re-attending within 3 months - Adults	140	1,317	10.6%	14.1%	15.2%	15.7%
% of FP17s for the same patient ID Re-attending between 3 & 9 months - Children	202	485	41.6%	60.1%	60.2%	58.9%
% of FP17s for the same patient ID Re-attending between 3 & 9 months - Adults	529	1,317	40.2%	49.2%	51.8%	50.8%
% of FP17s for Band 1 Urgent Courses	183	1,684	10.9%	9.2%	8.1%	9.1%
% of FP17s Relating to Free Repair or Replacements	26	1,684	1.5%	0.7%	0.8%	0.8%
% of FP17s Relating to Continuations	20	1,684	1.2%	1.0%	0.9%	0.9%
% of Patients satisfied with the dentistry they have received	1	1	N/A	92.5%	92.7%	92.5%
% of Patients satisfied with the time they had to wait for an appointment	1	1	N/A	85.3%	87.4%	87.0%

* This is based on patients treated on this contract for their most recent course of treatment. Figures in italics indicate the base number of FP17s or Patient Questionnaire responses are less than 100. N/A is shown where the base number of responses is less than 10 during the period. % is calculated as Quantity/Base number*100

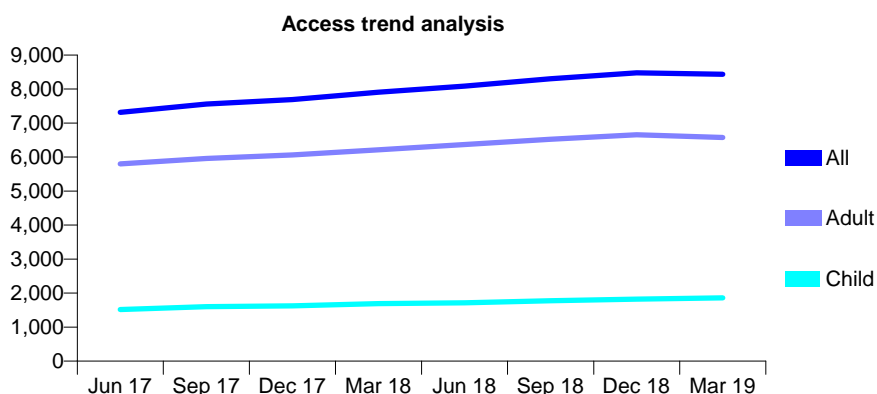
Q56 - Vital Signs At a Glance Contract Report for 962988/0001 - March 2019

Name or company name	MR HS PABARI
Contract type name	GDS Contract
Purpose of contract	General
Contract start date	01/01/2015
Contract end date	

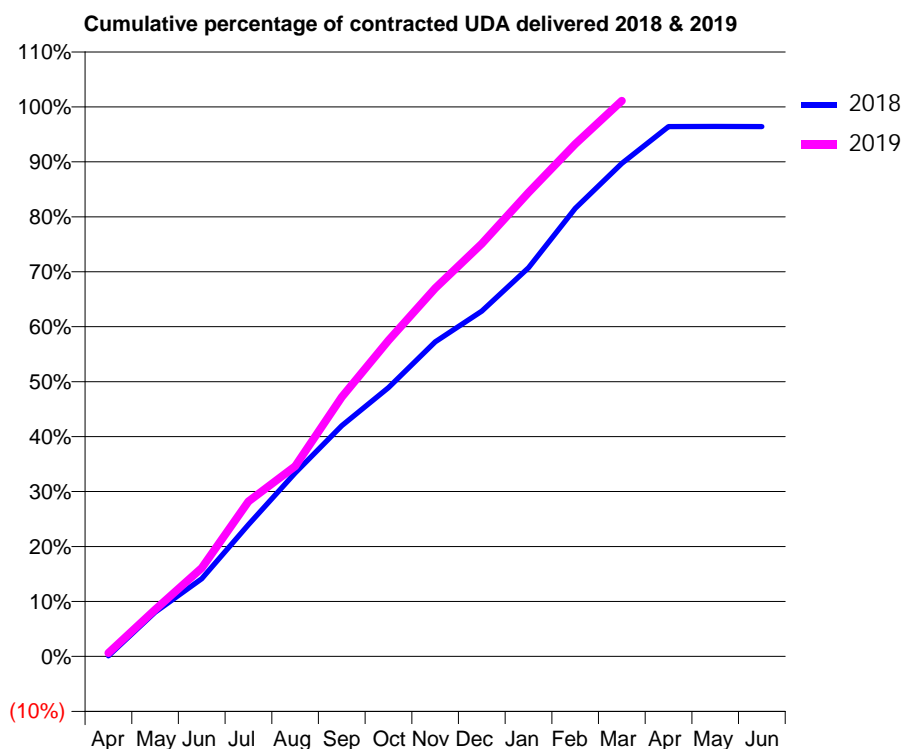
18/19 Contracted general activity (UDA)	21,687
Carry forward general activity (UDA)	779
18/19 Contracted orthodontic activity (UOA)	0
Carry forward orthodontic activity (UOA)	0
Baseline contract value	£518,461.04

ACCESS*

Patients seen in 24 months	Total	Change since previous quarter
Quarter ending March 2018	7,907	
Quarter ending June 2018	8,089	↑
Quarter ending September 2018	8,305	↑
Quarter ending December 2018	8,478	↑
Quarter ending March 2019	8,437	→
Variance since March 2018	6.7%	↑



ACTIVITY



Month	Adjusted Scheduled Activity (UDA)	
	2018	2019
April	24	134
May	1,752	1,852
June	3,064	3,494
July	5,202	6,117
August	7,240	7,506
September	9,104	10,232
October	10,608	12,468
November	12,414	14,529
December	13,629	16,287
January	15,337	18,306
February	17,679	20,225
March	19,452	21,926
April	20,904	
May	20,909	
June	20,908	

QUALITY

	Quantity	Base Number	Contract	AT	Region	England
% of FP17s for the same patient ID Re-attending within 3 months - Children	195	2,818	6.9%	10.7%	11.5%	11.8%
% of FP17s for the same patient ID Re-attending within 3 months - Adults	1,000	8,502	11.8%	14.1%	15.2%	15.7%
% of FP17s for the same patient ID Re-attending between 3 & 9 months - Children	1,633	2,818	57.9%	60.1%	60.2%	58.9%
% of FP17s for the same patient ID Re-attending between 3 & 9 months - Adults	3,887	8,502	45.7%	49.2%	51.8%	50.8%
% of FP17s for Band 1 Urgent Courses	938	10,836	8.7%	9.2%	8.1%	9.1%
% of FP17s Relating to Free Repair or Replacements	64	10,836	0.6%	0.7%	0.8%	0.8%
% of FP17s Relating to Continuations	30	10,836	0.3%	1.0%	0.9%	0.9%
% of Patients satisfied with the dentistry they have received	5	6	N/A	92.5%	92.7%	92.5%
% of Patients satisfied with the time they had to wait for an appointment	4	6	N/A	85.3%	87.4%	87.0%

* This is based on patients treated on this contract for their most recent course of treatment. Figures in italics indicate the base number of FP17s or Patient Questionnaire responses are less than 100. N/A is shown where the base number of responses is less than 10 during the period. % is calculated as Quantity/Base number*100

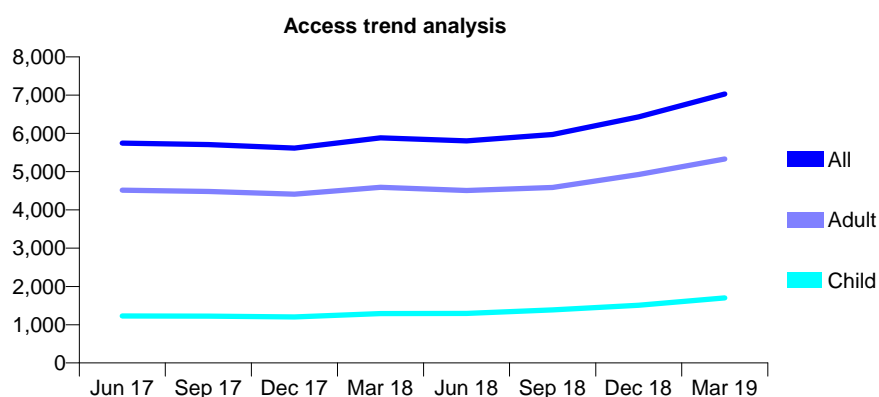
Q56 - Vital Signs At a Glance Contract Report for 966215/0001 - March 2019

Name or company name	A KAUR & A KOUR
Contract type name	GDS Contract
Purpose of contract	General
Contract start date	13/07/2010
Contract end date	

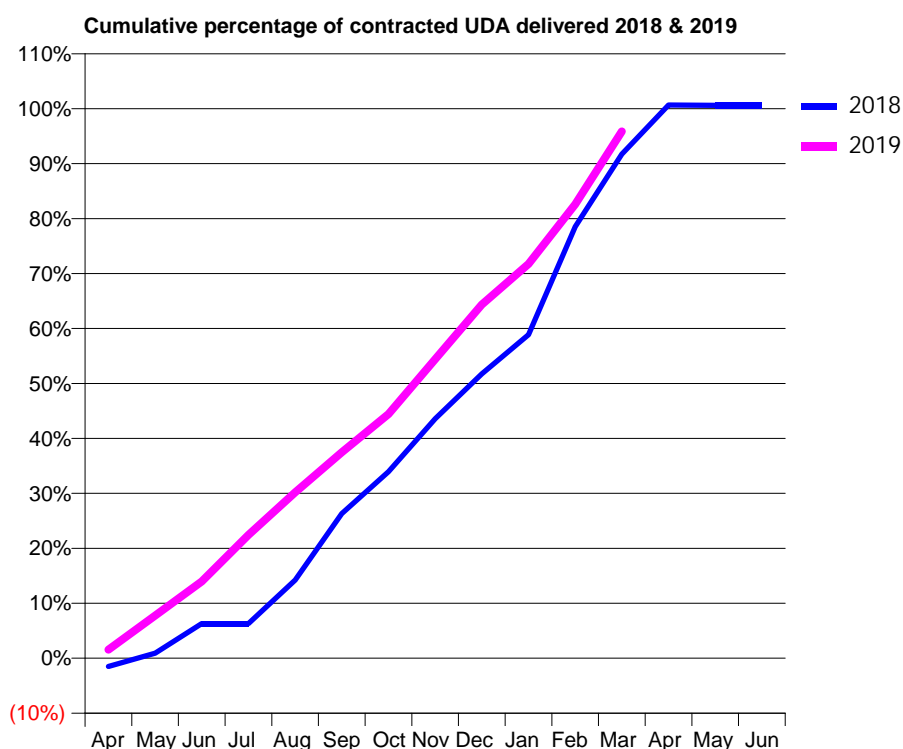
18/19 Contracted general activity (UDA)	20,300
Carry forward general activity (UDA)	0
18/19 Contracted orthodontic activity (UOA)	0
Carry forward orthodontic activity (UOA)	0
Baseline contract value	£514,656.15

ACCESS*

Patients seen in 24 months	Total	Change since previous quarter
Quarter ending March 2018	5,884	
Quarter ending June 2018	5,805	↓
Quarter ending September 2018	5,968	↑
Quarter ending December 2018	6,433	↑
Quarter ending March 2019	7,030	↑
Variance since March 2018	19.5%	↑



ACTIVITY



Month	2018	2019
April	-261	316
May	163	1,578
June	1,084	2,837
July	1,084	4,556
August	2,453	6,129
September	4,532	7,609
October	5,845	9,018
November	7,507	11,049
December	8,910	13,061
January	10,137	14,564
February	13,520	16,771
March	15,792	19,454
April	17,334	
May	17,324	
June	17,324	

QUALITY

	Quantity	Base Number	Contract	AT	Region	England
% of FP17s for the same patient ID Re-attending within 3 months - Children	125	2,384	5.2%	10.7%	11.5%	11.8%
% of FP17s for the same patient ID Re-attending within 3 months - Adults	844	7,759	10.9%	14.1%	15.2%	15.7%
% of FP17s for the same patient ID Re-attending between 3 & 9 months - Children	1,308	2,384	54.9%	60.1%	60.2%	58.9%
% of FP17s for the same patient ID Re-attending between 3 & 9 months - Adults	4,562	7,759	58.8%	49.2%	51.8%	50.8%
% of FP17s for Band 1 Urgent Courses	639	9,673	6.6%	9.2%	8.1%	9.1%
% of FP17s Relating to Free Repair or Replacements	54	9,673	0.6%	0.7%	0.8%	0.8%
% of FP17s Relating to Continuations	2	9,673	0.0%	1.0%	0.9%	0.9%
% of Patients satisfied with the dentistry they have received	8	8	N/A	92.5%	92.7%	92.5%
% of Patients satisfied with the time they had to wait for an appointment	8	8	N/A	85.3%	87.4%	87.0%

* This is based on patients treated on this contract for their most recent course of treatment.

Figures in italics indicate the base number of FP17s or Patient Questionnaire responses are less than 100. N/A is shown where the base number of responses is less than 10 during the period. % is calculated as Quantity/Base number*100

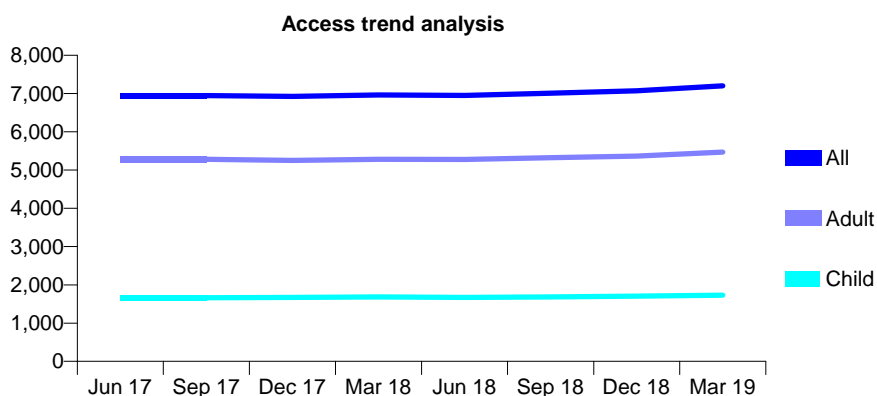
Q56 - Vital Signs At a Glance Contract Report for 968269/0002 - March 2019

Name or company name	MR IS LEIGHTON-SCOTT
Contract type name	GDS Contract
Purpose of contract	General
Contract start date	17/01/2013
Contract end date	

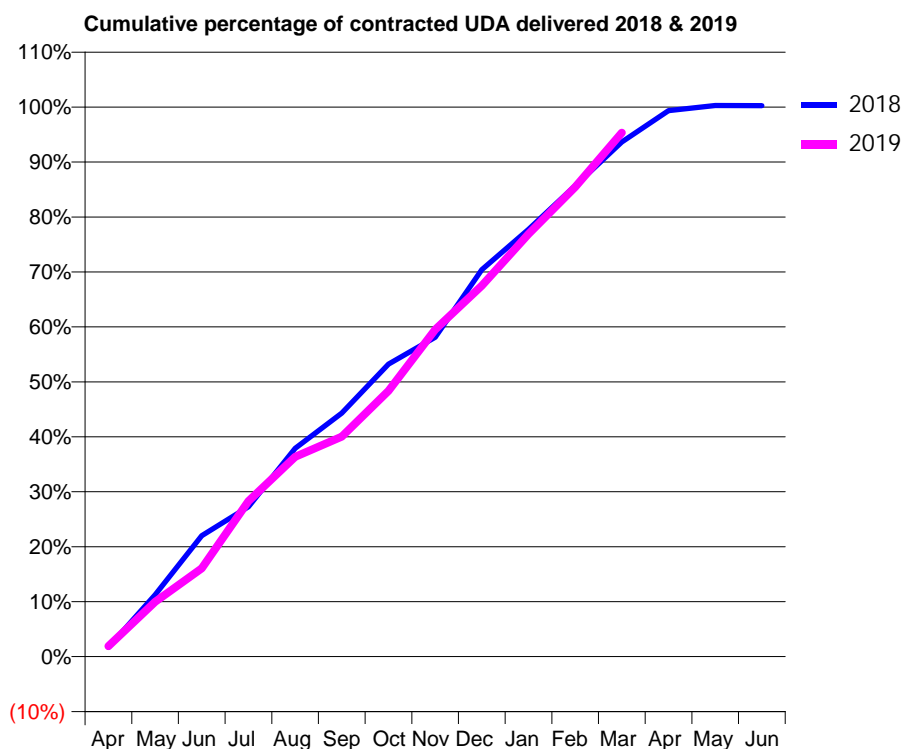
18/19 Contracted general activity (UDA)	17,000
Carry forward general activity (UDA)	-44
18/19 Contracted orthodontic activity (UOA)	0
Carry forward orthodontic activity (UOA)	0
Baseline contract value	£398,200.75

ACCESS*

Patients seen in 24 months	Total	Change since previous quarter
Quarter ending March 2018	6,964	
Quarter ending June 2018	6,949	→
Quarter ending September 2018	7,008	→
Quarter ending December 2018	7,072	→
Quarter ending March 2019	7,200	→
Variance since March 2018	3.4%	↑



ACTIVITY



Month	Adjusted Scheduled Activity (UDA)	
	2018	2019
April	289	324
May	1,913	1,696
June	3,741	2,730
July	4,633	4,811
August	6,445	6,181
September	7,533	6,807
October	9,050	8,221
November	9,880	10,117
December	11,970	11,475
January	13,214	13,071
February	14,568	14,528
March	15,916	16,206
April	16,893	
May	17,047	
June	17,044	

QUALITY

	Quantity	Base Number	Contract	AT	Region	England
% of FP17s for the same patient ID Re-attending within 3 months - Children	167	2,655	6.3%	10.7%	11.5%	11.8%
% of FP17s for the same patient ID Re-attending within 3 months - Adults	650	7,749	8.4%	14.1%	15.2%	15.7%
% of FP17s for the same patient ID Re-attending between 3 & 9 months - Children	1,654	2,655	62.3%	60.1%	60.2%	58.9%
% of FP17s for the same patient ID Re-attending between 3 & 9 months - Adults	4,804	7,749	62.0%	49.2%	51.8%	50.8%
% of FP17s for Band 1 Urgent Courses	628	9,771	6.4%	9.2%	8.1%	9.1%
% of FP17s Relating to Free Repair or Replacements	38	9,771	0.4%	0.7%	0.8%	0.8%
% of FP17s Relating to Continuations	48	9,771	0.5%	1.0%	0.9%	0.9%
% of Patients satisfied with the dentistry they have received	4	4	N/A	92.5%	92.7%	92.5%
% of Patients satisfied with the time they had to wait for an appointment	4	4	N/A	85.3%	87.4%	87.0%

* This is based on patients treated on this contract for their most recent course of treatment. Figures in italics indicate the base number of FP17s or Patient Questionnaire responses are less than 100. N/A is shown where the base number of responses is less than 10 during the period. % is calculated as Quantity/Base number*100

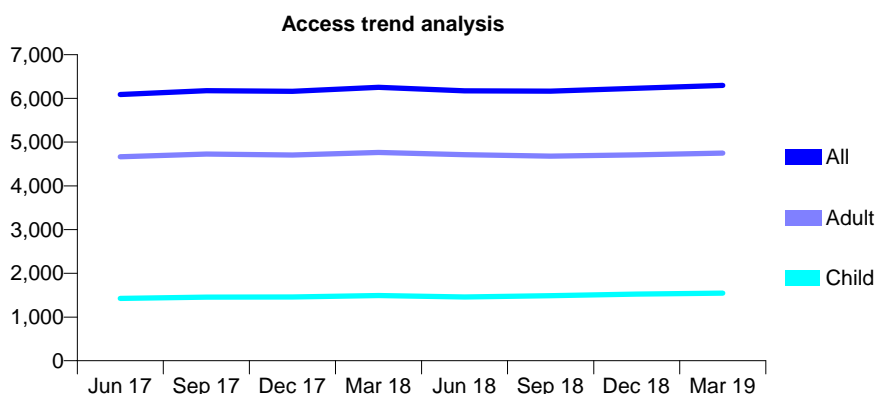
Q56 - Vital Signs At a Glance Contract Report for 982881/0001 - March 2019

Name or company name	Ramesh Sharma
Contract type name	Pilot Contract
Purpose of contract	General
Contract start date	01/04/2006
Contract end date	

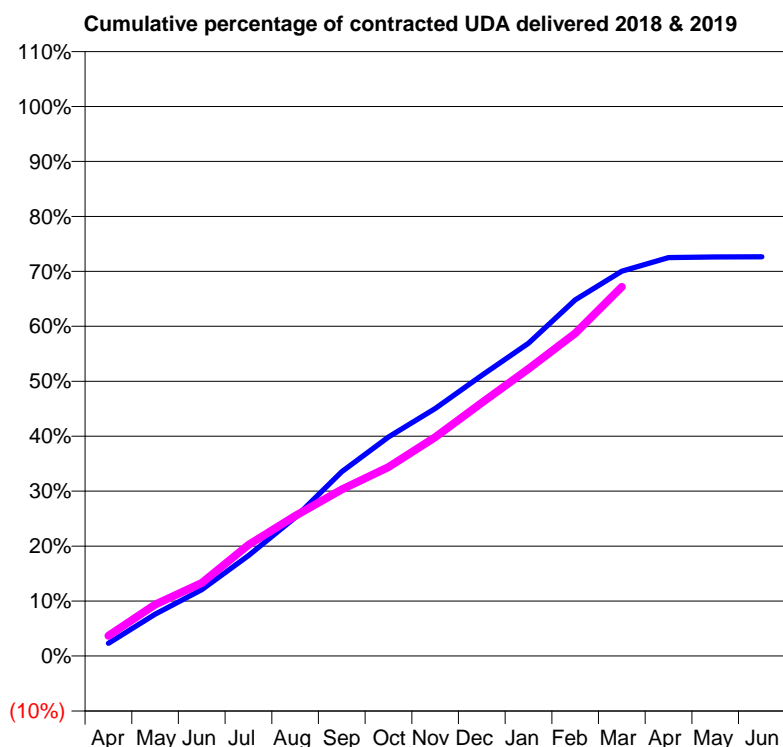
18/19 Contracted general activity (UDA)	19,052
Carry forward general activity (UDA)	0
18/19 Contracted orthodontic activity (UOA)	0
Carry forward orthodontic activity (UOA)	0
Baseline contract value	£588,225.16

ACCESS*

Patients seen in 24 months	Total	Change since previous quarter
Quarter ending March 2018	6,254	
Quarter ending June 2018	6,173	↓
Quarter ending September 2018	6,167	→
Quarter ending December 2018	6,231	→
Quarter ending March 2019	6,296	→
Variance since March 2018	0.7%	→



ACTIVITY



Month	Adjusted Scheduled Activity (UDA)	
	2018	2019
April	443	702
May	1,453	1,781
June	2,300	2,531
July	3,483	3,855
August	4,802	4,857
September	6,388	5,773
October	7,592	6,549
November	8,581	7,589
December	9,728	8,783
January	10,846	9,955
February	12,348	11,188
March	13,339	12,798
April	13,810	
May	13,834	
June	13,839	

QUALITY

	Quantity	Base Number	Contract	AT	Region	England
% of FP17s for the same patient ID Re-attending within 3 months - Children	71	1,843	3.9%	10.7%	11.5%	11.8%
% of FP17s for the same patient ID Re-attending within 3 months - Adults	480	4,606	10.4%	14.1%	15.2%	15.7%
% of FP17s for the same patient ID Re-attending between 3 & 9 months - Children	933	1,843	50.6%	60.1%	60.2%	58.9%
% of FP17s for the same patient ID Re-attending between 3 & 9 months - Adults	1,185	4,606	25.7%	49.2%	51.8%	50.8%
% of FP17s for Band 1 Urgent Courses	571	6,216	9.2%	9.2%	8.1%	9.1%
% of FP17s Relating to Free Repair or Replacements	31	6,216	0.5%	0.7%	0.8%	0.8%
% of FP17s Relating to Continuations	6	6,216	0.1%	1.0%	0.9%	0.9%
% of Patients satisfied with the dentistry they have received	1	1	N/A	92.5%	92.7%	92.5%
% of Patients satisfied with the time they had to wait for an appointment	0	1	N/A	85.3%	87.4%	87.0%

* This is based on patients treated on this contract for their most recent course of treatment. Figures in italics indicate the base number of FP17s or Patient Questionnaire responses are less than 100. N/A is shown where the base number of responses is less than 10 during the period. % is calculated as Quantity/Base number*100

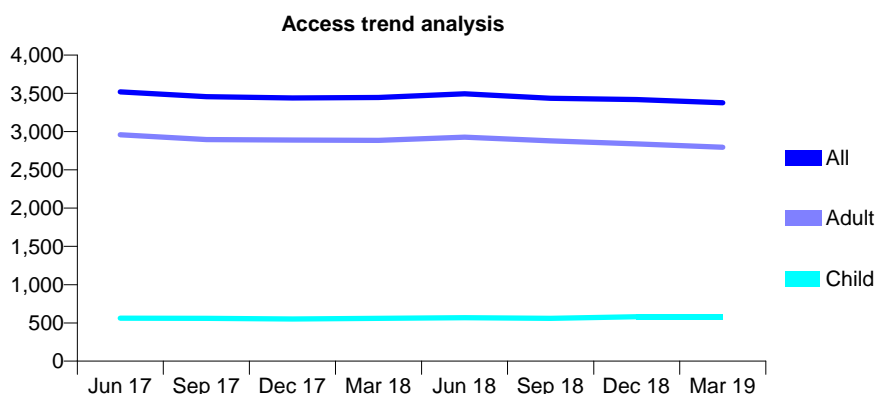
Q56 - Vital Signs At a Glance Contract Report for 997730/0001 - March 2019

Name or company name	MR AP YAXLEY
Contract type name	GDS Contract
Purpose of contract	General
Contract start date	01/04/2006
Contract end date	

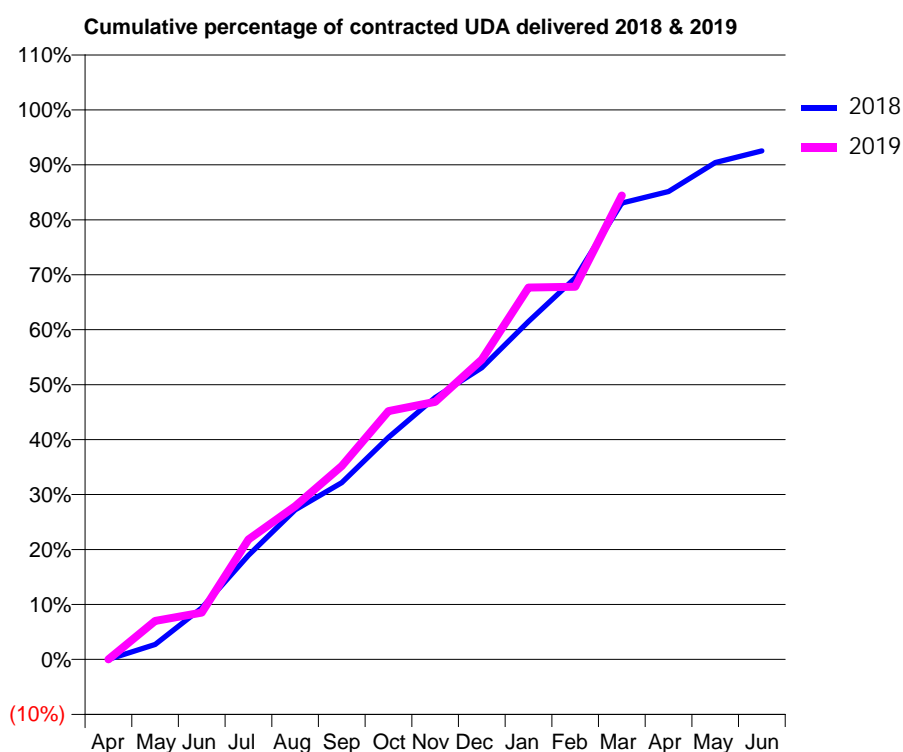
18/19 Contracted general activity (UDA)	10,970
Carry forward general activity (UDA)	0
18/19 Contracted orthodontic activity (UOA)	0
Carry forward orthodontic activity (UOA)	0
Baseline contract value	£253,314.56

ACCESS*

Patients seen in 24 months	Total	Change since previous quarter
Quarter ending March 2018	3,447	
Quarter ending June 2018	3,494	→
Quarter ending September 2018	3,436	↓
Quarter ending December 2018	3,419	→
Quarter ending March 2019	3,377	↓
Variance since March 2018	(2.0%)	↓



ACTIVITY



Month	Adjusted Scheduled Activity (UDA)	
	2018	2019
April	0	0
May	298	767
June	1,028	936
July	2,079	2,394
August	2,984	3,060
September	3,529	3,861
October	4,435	4,956
November	5,230	5,142
December	5,822	5,986
January	6,747	7,422
February	7,614	7,439
March	9,109	9,259
April	9,341	
May	9,919	
June	10,151	

QUALITY

	Quantity	Base Number	Contract	AT	Region	England
% of FP17s for the same patient ID Re-attending within 3 months - Children	96	709	13.5%	10.7%	11.5%	11.8%
% of FP17s for the same patient ID Re-attending within 3 months - Adults	727	3,527	20.6%	14.1%	15.2%	15.7%
% of FP17s for the same patient ID Re-attending between 3 & 9 months - Children	188	709	26.5%	60.1%	60.2%	58.9%
% of FP17s for the same patient ID Re-attending between 3 & 9 months - Adults	1,167	3,527	33.1%	49.2%	51.8%	50.8%
% of FP17s for Band 1 Urgent Courses	455	3,871	11.8%	9.2%	8.1%	9.1%
% of FP17s Relating to Free Repair or Replacements	160	3,871	4.1%	0.7%	0.8%	0.8%
% of FP17s Relating to Continuations	127	3,871	3.3%	1.0%	0.9%	0.9%
% of Patients satisfied with the dentistry they have received	2	2	N/A	92.5%	92.7%	92.5%
% of Patients satisfied with the time they had to wait for an appointment	2	2	N/A	85.3%	87.4%	87.0%

* This is based on patients treated on this contract for their most recent course of treatment.

Figures in italics indicate the base number of FP17s or Patient Questionnaire responses are less than 100. N/A is shown where the base number of responses is less than 10 during the period. % is calculated as Quantity/Base number*100