

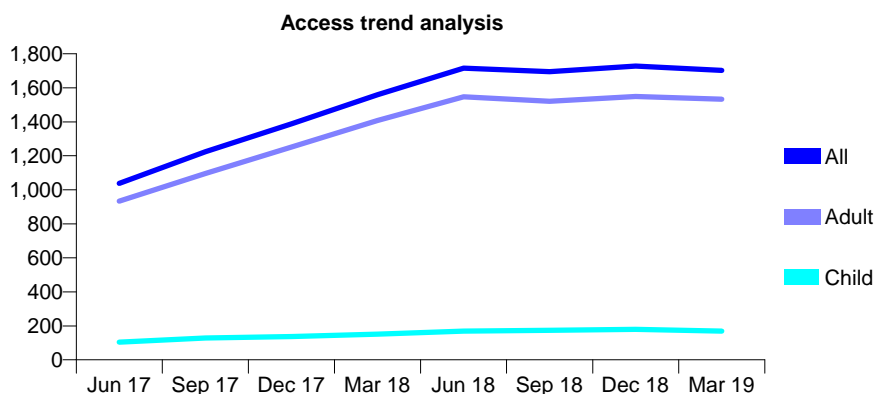
Q62 - Vital Signs At a Glance Contract Report for 100171/0000 - March 2019

Name or company name	MR AH GHAURI
Contract type name	PDS Contract
Purpose of contract	General
Contract start date	01/06/2016
Contract end date	31/05/2021

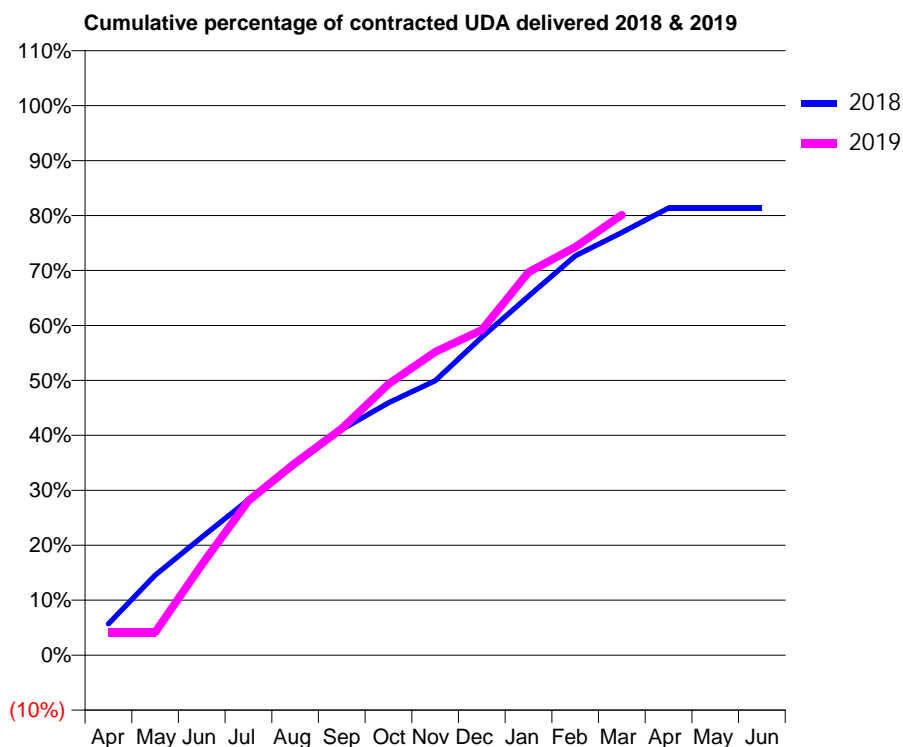
18/19 Contracted general activity (UDA)	3,211
Carry forward general activity (UDA)	0
18/19 Contracted orthodontic activity (UOA)	0
Carry forward orthodontic activity (UOA)	0
Baseline contract value	£165,087.69

ACCESS*

Patients seen in 24 months	Total	Change since previous quarter
Quarter ending March 2018	1,560	
Quarter ending June 2018	1,716	↑
Quarter ending September 2018	1,695	↓
Quarter ending December 2018	1,728	→
Quarter ending March 2019	1,702	↓
Variance since March 2018	9.1%	↑



ACTIVITY



Month	Adjusted Scheduled Activity (UDA)	
	2018	2019
April	184	134
May	468	134
June	689	529
July	908	902
August	1,113	1,123
September	1,319	1,325
October	1,475	1,584
November	1,603	1,772
December	1,858	1,900
January	2,097	2,237
February	2,333	2,385
March	2,470	2,572
April	2,613	
May	2,613	
June	2,613	

QUALITY

	Quantity	Base Number	Contract	AT	Region	England
% of FP17s for the same patient ID Re-attending within 3 months - Children	2	329	0.6%	10.3%	11.9%	11.8%
% of FP17s for the same patient ID Re-attending within 3 months - Adults	19	1,934	1.0%	16.0%	16.9%	15.7%
% of FP17s for the same patient ID Re-attending between 3 & 9 months - Children	2	329	0.6%	48.6%	48.9%	58.9%
% of FP17s for the same patient ID Re-attending between 3 & 9 months - Adults	10	1,934	0.5%	38.3%	38.9%	50.8%
% of FP17s for Band 1 Urgent Courses	2,124	2,143	99.1%	11.1%	10.7%	9.1%
% of FP17s Relating to Free Repair or Replacements	0	2,143	0.0%	0.5%	0.5%	0.8%
% of FP17s Relating to Continuations	0	2,143	0.0%	0.5%	0.7%	0.9%
% of Patients satisfied with the dentistry they have received	0	0	N/A	86.8%	89.1%	92.5%
% of Patients satisfied with the time they had to wait for an appointment	0	0	N/A	83.1%	83.1%	87.0%

* This is based on patients treated on this contract for their most recent course of treatment. Figures in italics indicate the base number of FP17s or Patient Questionnaire responses are less than 100. N/A is shown where the base number of responses is less than 10 during the period. % is calculated as Quantity/Base number*100

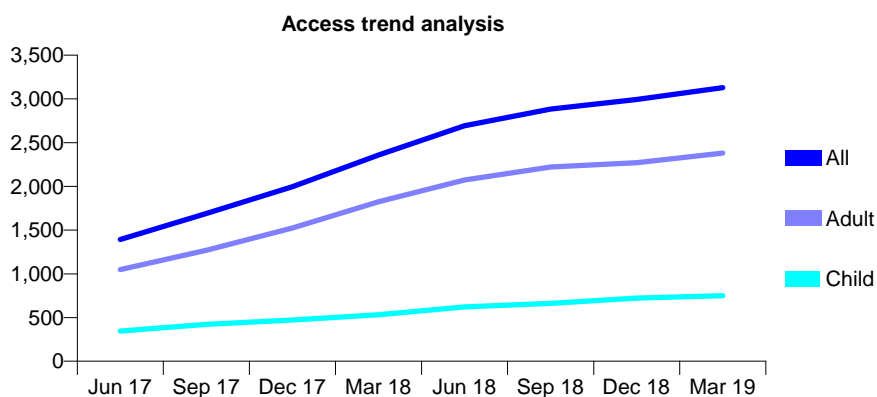
Q62 - Vital Signs At a Glance Contract Report for 100217/0000 - March 2019

Name or company name	Dentistry for You
Contract type name	PDS Plus Contract
Purpose of contract	General
Contract start date	01/10/2016
Contract end date	30/09/2024

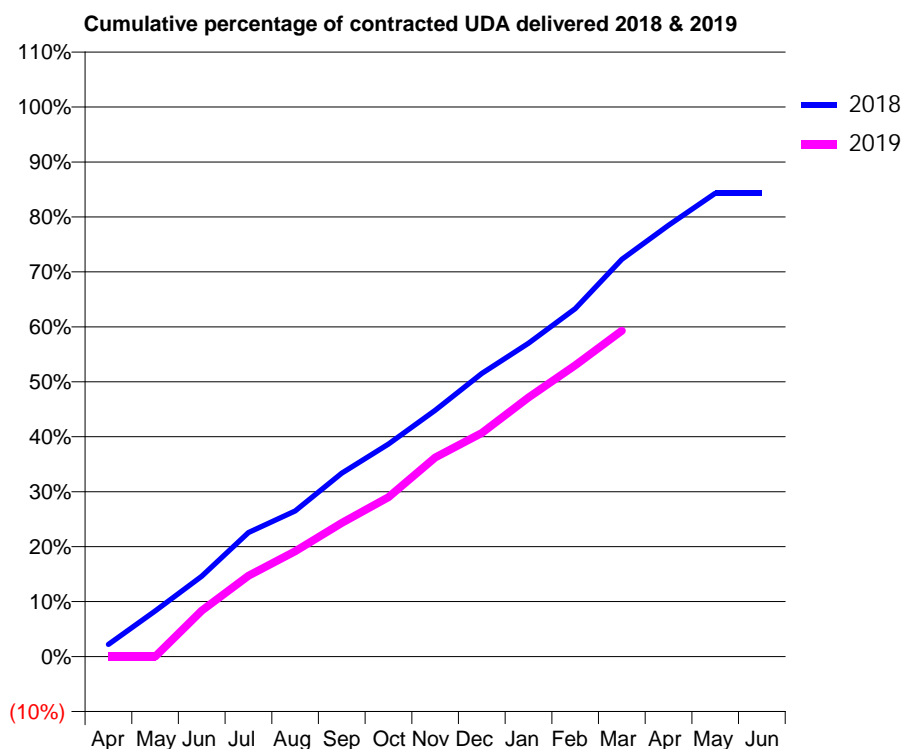
18/19 Contracted general activity (UDA)	14,000
Carry forward general activity (UDA)	0
18/19 Contracted orthodontic activity (UOA)	0
Carry forward orthodontic activity (UOA)	0
Baseline contract value	£245,000.00

ACCESS*

Patients seen in 24 months	Total	Change since previous quarter
Quarter ending March 2018	2,358	
Quarter ending June 2018	2,694	↑
Quarter ending September 2018	2,883	↑
Quarter ending December 2018	2,994	↑
Quarter ending March 2019	3,129	↑
Variance since March 2018	32.7%	↑



ACTIVITY



Month	Adjusted Scheduled Activity (UDA)	
	2018	2019
April	247	0
May	927	2
June	1,638	1,172
July	2,529	2,060
August	2,967	2,681
September	3,740	3,407
October	4,332	4,062
November	5,019	5,070
December	5,770	5,695
January	6,386	6,599
February	7,089	7,423
March	8,095	8,302
April	8,790	
May	9,442	
June	9,444	

QUALITY

	Quantity	Base Number	Contract	AT	Region	England
% of FP17s for the same patient ID Re-attending within 3 months - Children	181	1,193	15.2%	10.3%	11.9%	11.8%
% of FP17s for the same patient ID Re-attending within 3 months - Adults	584	2,982	19.6%	16.0%	16.9%	15.7%
% of FP17s for the same patient ID Re-attending between 3 & 9 months - Children	544	1,193	45.6%	48.6%	48.9%	58.9%
% of FP17s for the same patient ID Re-attending between 3 & 9 months - Adults	1,058	2,982	35.5%	38.3%	38.9%	50.8%
% of FP17s for Band 1 Urgent Courses	684	3,587	19.1%	11.1%	10.7%	9.1%
% of FP17s Relating to Free Repair or Replacements	7	3,587	0.2%	0.5%	0.5%	0.8%
% of FP17s Relating to Continuations	19	3,587	0.5%	0.5%	0.7%	0.9%
% of Patients satisfied with the dentistry they have received	0	0	N/A	86.8%	89.1%	92.5%
% of Patients satisfied with the time they had to wait for an appointment	0	0	N/A	83.1%	83.1%	87.0%

* This is based on patients treated on this contract for their most recent course of treatment. Figures in italics indicate the base number of FP17s or Patient Questionnaire responses are less than 100. N/A is shown where the base number of responses is less than 10 during the period. % is calculated as Quantity/Base number*100

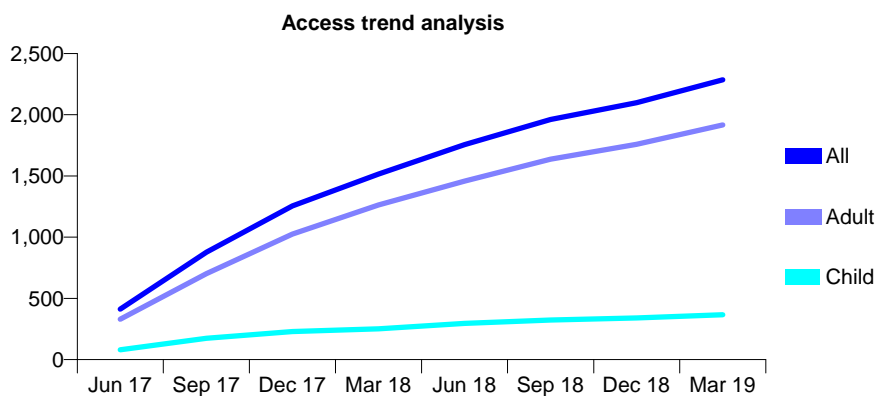
Q62 - Vital Signs At a Glance Contract Report for 100358/0000 - March 2019

Name or company name	Mrs M Parekh & Dr V Patel & Dr. J. Parekh
Contract type name	GDS Contract
Purpose of contract	General
Contract start date	01/04/2017
Contract end date	

18/19 Contracted general activity (UDA)	7,263
Carry forward general activity (UDA)	70
18/19 Contracted orthodontic activity (UOA)	0
Carry forward orthodontic activity (UOA)	0
Baseline contract value	£201,385.44

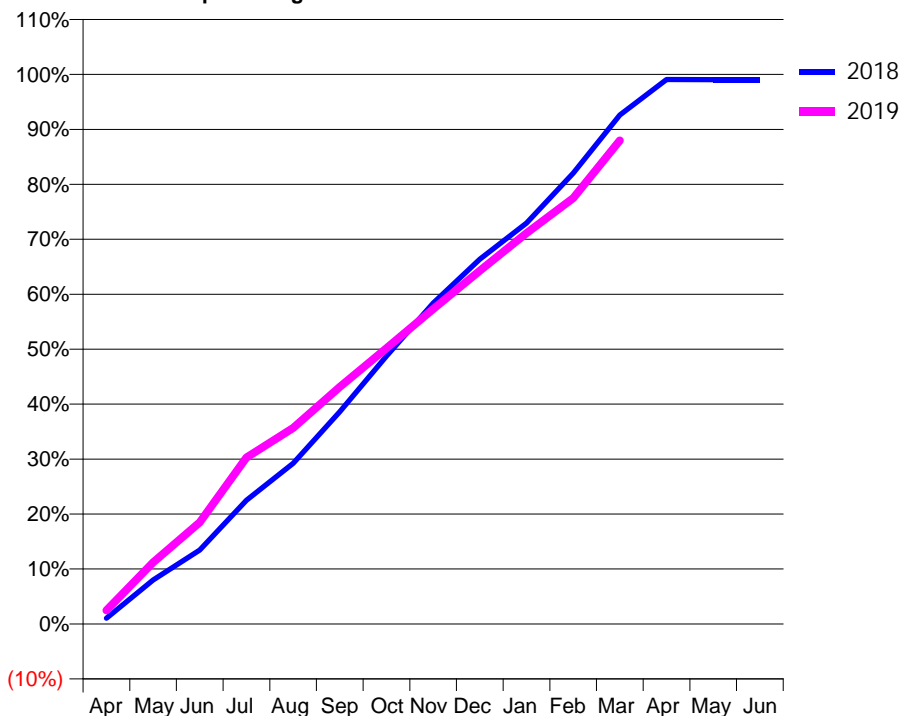
ACCESS*

Patients seen in 24 months	Total	Change since previous quarter
Quarter ending March 2018	1,516	
Quarter ending June 2018	1,756	↑
Quarter ending September 2018	1,962	↑
Quarter ending December 2018	2,100	↑
Quarter ending March 2019	2,286	↑
Variance since March 2018	50.8%	↑



ACTIVITY

Cumulative percentage of contracted UDA delivered 2018 & 2019



Month	Adjusted Scheduled Activity (UDA)	
	2018	2019
April	77	181
May	589	816
June	993	1,344
July	1,660	2,201
August	2,155	2,590
September	2,848	3,133
October	3,595	3,644
November	4,305	4,163
December	4,894	4,667
January	5,382	5,165
February	6,051	5,629
March	6,830	6,389
April	7,307	
May	7,306	
June	7,306	

QUALITY

	Quantity	Base Number	Contract	AT	Region	England
% of FP17s for the same patient ID Re-attending within 3 months - Children	21	413	5.1%	10.3%	11.9%	11.8%
% of FP17s for the same patient ID Re-attending within 3 months - Adults	304	1,932	15.7%	16.0%	16.9%	15.7%
% of FP17s for the same patient ID Re-attending between 3 & 9 months - Children	161	413	39.0%	48.6%	48.9%	58.9%
% of FP17s for the same patient ID Re-attending between 3 & 9 months - Adults	641	1,932	33.2%	38.3%	38.9%	50.8%
% of FP17s for Band 1 Urgent Courses	481	2,242	21.5%	11.1%	10.7%	9.1%
% of FP17s Relating to Free Repair or Replacements	3	2,242	0.1%	0.5%	0.5%	0.8%
% of FP17s Relating to Continuations	1	2,242	0.0%	0.5%	0.7%	0.9%
% of Patients satisfied with the dentistry they have received	2	2	N/A	86.8%	89.1%	92.5%
% of Patients satisfied with the time they had to wait for an appointment	2	2	N/A	83.1%	83.1%	87.0%

* This is based on patients treated on this contract for their most recent course of treatment.

Figures in italics indicate the base number of FP17s or Patient Questionnaire responses are less than 100. N/A is shown where the base number of responses is less than 10 during the period. % is calculated as Quantity/Base number*100

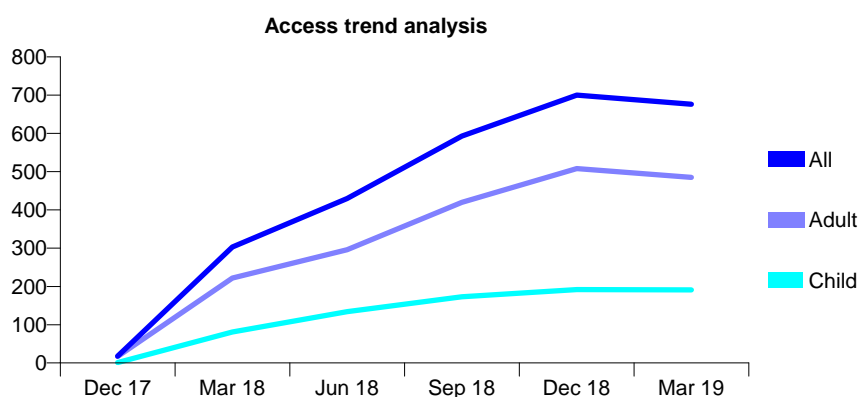
Q62 - Vital Signs At a Glance Contract Report for 100485/0000 - March 2019

Name or company name	MR SN CHANDE
Contract type name	GDS Contract
Purpose of contract	General
Contract start date	01/11/2017
Contract end date	

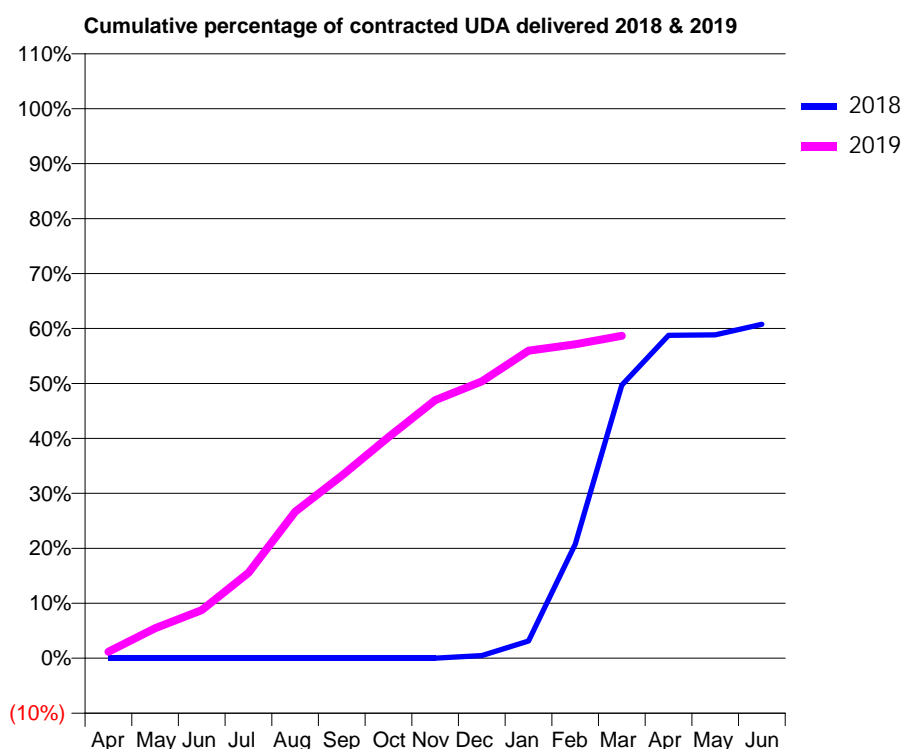
18/19 Contracted general activity (UDA)	3,000
Carry forward general activity (UDA)	0
18/19 Contracted orthodontic activity (UOA)	0
Carry forward orthodontic activity (UOA)	0
Baseline contract value	£81,404.62

ACCESS*

Patients seen in 24 months	Total	Change since previous quarter
Quarter ending March 2018	303	
Quarter ending June 2018	430	↑
Quarter ending September 2018	593	↑
Quarter ending December 2018	700	↑
Quarter ending March 2019	676	↓
Variance since March 2018	123.1%	↑



ACTIVITY



Month	2018	2019
April	0	35
May	0	164
June	0	262
July	0	467
August	0	799
September	0	996
October	0	1,207
November	0	1,409
December	6	1,511
January	39	1,678
February	260	1,714
March	621	1,760
April	734	
May	735	
June	759	

QUALITY

	Quantity	Base Number	Contract	AT	Region	England
% of FP17s for the same patient ID Re-attending within 3 months - Children	2	275	0.7%	10.3%	11.9%	11.8%
% of FP17s for the same patient ID Re-attending within 3 months - Adults	19	556	3.4%	16.0%	16.9%	15.7%
% of FP17s for the same patient ID Re-attending between 3 & 9 months - Children	29	275	10.5%	48.6%	48.9%	58.9%
% of FP17s for the same patient ID Re-attending between 3 & 9 months - Adults	32	556	5.8%	38.3%	38.9%	50.8%
% of FP17s for Band 1 Urgent Courses	33	761	4.3%	11.1%	10.7%	9.1%
% of FP17s Relating to Free Repair or Replacements	1	761	0.1%	0.5%	0.5%	0.8%
% of FP17s Relating to Continuations	4	761	0.5%	0.5%	0.7%	0.9%
% of Patients satisfied with the dentistry they have received	0	0	N/A	86.8%	89.1%	92.5%
% of Patients satisfied with the time they had to wait for an appointment	0	0	N/A	83.1%	83.1%	87.0%

* This is based on patients treated on this contract for their most recent course of treatment.

Figures in italics indicate the base number of FP17s or Patient Questionnaire responses are less than 100. N/A is shown where the base number of responses is less than 10 during the period. % is calculated as Quantity/Base number*100

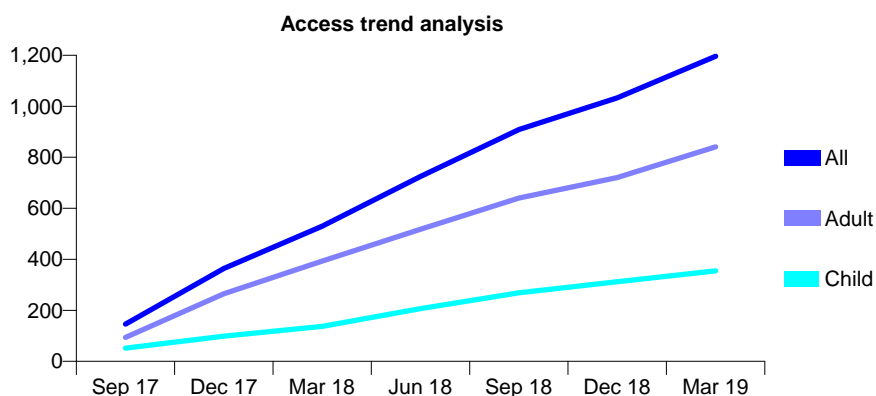
Q62 - Vital Signs At a Glance Contract Report for 100488/0000 - March 2019

Name or company name	Sharareh Naghibi and Barry Lanesman
Contract type name	GDS Contract
Purpose of contract	General
Contract start date	01/08/2017
Contract end date	

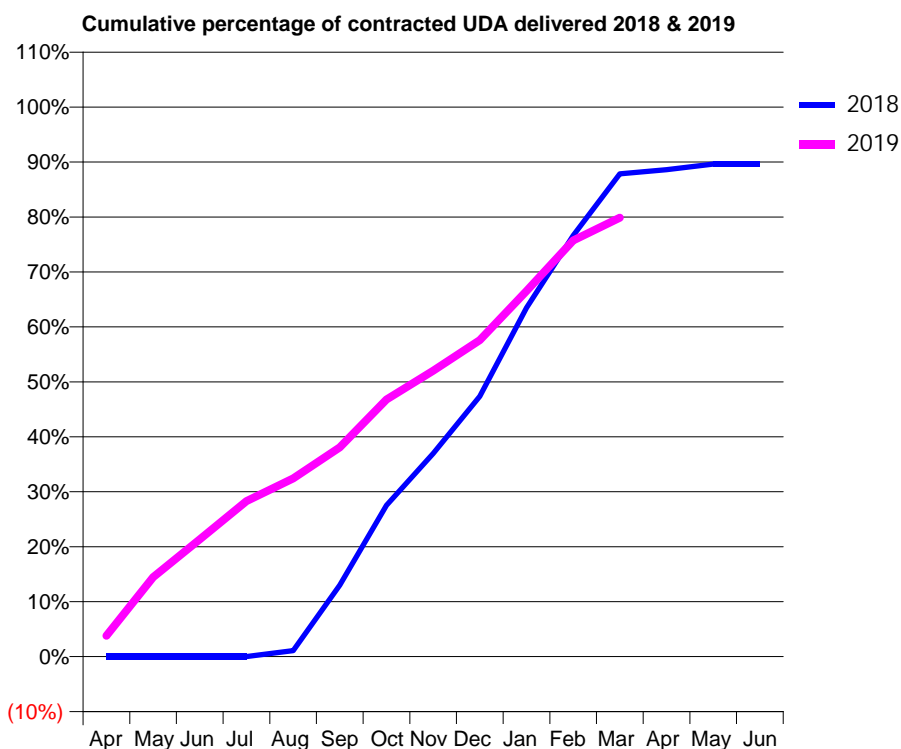
18/19 Contracted general activity (UDA)	6,000
Carry forward general activity (UDA)	0
18/19 Contracted orthodontic activity (UOA)	0
Carry forward orthodontic activity (UOA)	0
Baseline contract value	£157,875.64

ACCESS*

Patients seen in 24 months	Total	Change since previous quarter
Quarter ending March 2018	530	
Quarter ending June 2018	725	↑
Quarter ending September 2018	909	↑
Quarter ending December 2018	1,033	↑
Quarter ending March 2019	1,196	↑
Variance since March 2018	125.7%	↑



ACTIVITY



Month	Adjusted Scheduled Activity (UDA)	
	2018	2019
April	0	228
May	0	869
June	0	1,281
July	0	1,696
August	44	1,946
September	519	2,286
October	1,101	2,808
November	1,478	3,121
December	1,895	3,456
January	2,539	3,991
February	3,066	4,544
March	3,513	4,793
April	3,544	
May	3,585	
June	3,585	

QUALITY

	Quantity	Base Number	Contract	AT	Region	England
% of FP17s for the same patient ID Re-attending within 3 months - Children	14	426	3.3%	10.3%	11.9%	11.8%
% of FP17s for the same patient ID Re-attending within 3 months - Adults	27	726	3.7%	16.0%	16.9%	15.7%
% of FP17s for the same patient ID Re-attending between 3 & 9 months - Children	135	426	31.7%	48.6%	48.9%	58.9%
% of FP17s for the same patient ID Re-attending between 3 & 9 months - Adults	135	726	18.6%	38.3%	38.9%	50.8%
% of FP17s for Band 1 Urgent Courses	21	1,125	1.9%	11.1%	10.7%	9.1%
% of FP17s Relating to Free Repair or Replacements	3	1,125	0.3%	0.5%	0.5%	0.8%
% of FP17s Relating to Continuations	0	1,125	0.0%	0.5%	0.7%	0.9%
% of Patients satisfied with the dentistry they have received	0	0	N/A	86.8%	89.1%	92.5%
% of Patients satisfied with the time they had to wait for an appointment	0	0	N/A	83.1%	83.1%	87.0%

* This is based on patients treated on this contract for their most recent course of treatment. Figures in italics indicate the base number of FP17s or Patient Questionnaire responses are less than 100. N/A is shown where the base number of responses is less than 10 during the period. % is calculated as Quantity/Base number*100

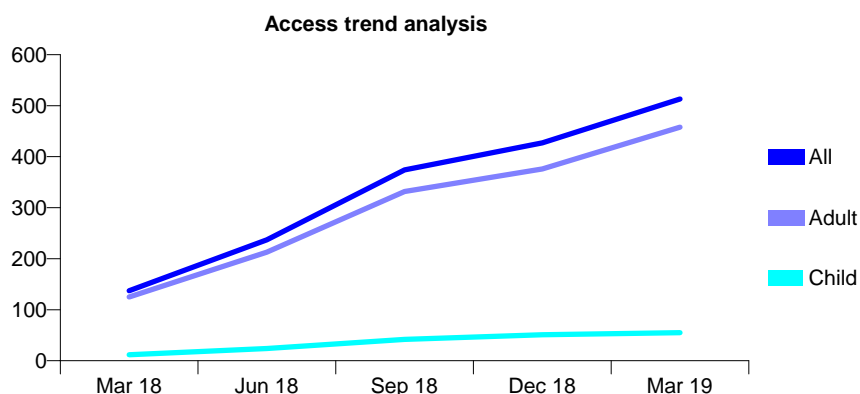
Q62 - Vital Signs At a Glance Contract Report for 100552/0000 - March 2019

Name or company name	MR HS MAUDUDI
Contract type name	PDS Contract
Purpose of contract	General
Contract start date	01/12/2017
Contract end date	31/03/2022

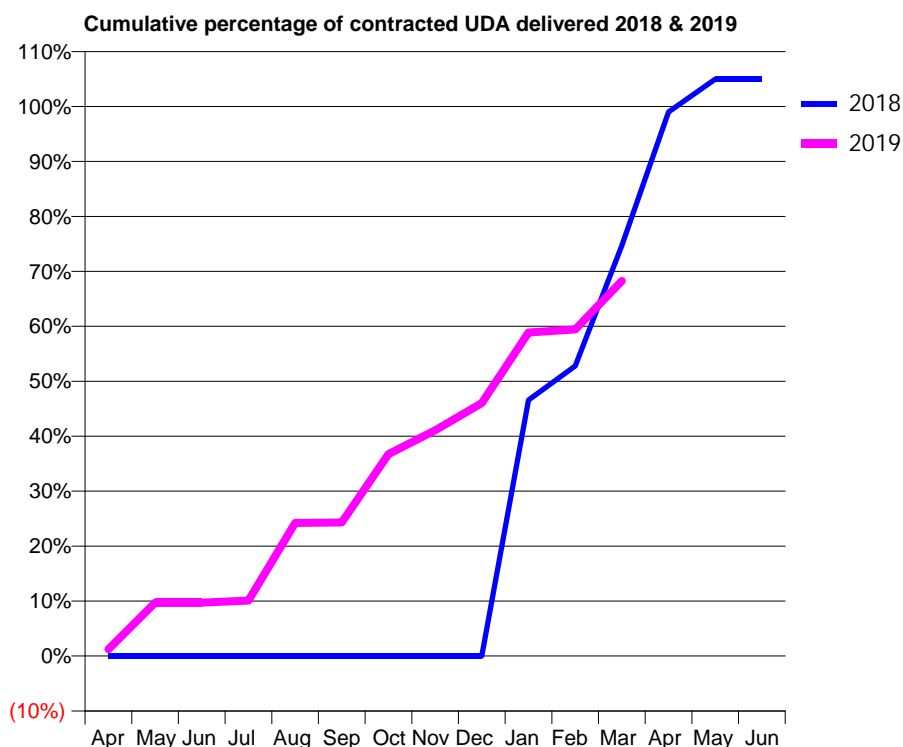
18/19 Contracted general activity (UDA)	1,332
Carry forward general activity (UDA)	0
18/19 Contracted orthodontic activity (UOA)	0
Carry forward orthodontic activity (UOA)	0
Baseline contract value	£97,675.03

ACCESS*

Patients seen in 24 months	Total	Change since previous quarter
Quarter ending March 2018	137	
Quarter ending June 2018	237	↑
Quarter ending September 2018	374	↑
Quarter ending December 2018	427	↑
Quarter ending March 2019	513	↑
Variance since March 2018	274.5%	↑



ACTIVITY



Month	Adjusted Scheduled Activity (UDA)	
	2018	2019
April	0	17
May	0	130
June	0	130
July	0	134
August	0	323
September	0	324
October	0	489
November	0	547
December	0	613
January	207	784
February	234	791
March	332	909
April	440	
May	466	
June	466	

QUALITY

	Quantity	Base Number	Contract	AT	Region	England
% of FP17s for the same patient ID Re-attending within 3 months - Children	0	132	0.0%	10.3%	11.9%	11.8%
% of FP17s for the same patient ID Re-attending within 3 months - Adults	8	753	1.1%	16.0%	16.9%	15.7%
% of FP17s for the same patient ID Re-attending between 3 & 9 months - Children	0	132	0.0%	48.6%	48.9%	58.9%
% of FP17s for the same patient ID Re-attending between 3 & 9 months - Adults	4	753	0.5%	38.3%	38.9%	50.8%
% of FP17s for Band 1 Urgent Courses	761	771	98.7%	11.1%	10.7%	9.1%
% of FP17s Relating to Free Repair or Replacements	0	771	0.0%	0.5%	0.5%	0.8%
% of FP17s Relating to Continuations	0	771	0.0%	0.5%	0.7%	0.9%
% of Patients satisfied with the dentistry they have received	0	0	N/A	86.8%	89.1%	92.5%
% of Patients satisfied with the time they had to wait for an appointment	0	0	N/A	83.1%	83.1%	87.0%

* This is based on patients treated on this contract for their most recent course of treatment. Figures in italics indicate the base number of FP17s or Patient Questionnaire responses are less than 100. N/A is shown where the base number of responses is less than 10 during the period. % is calculated as Quantity/Base number*100

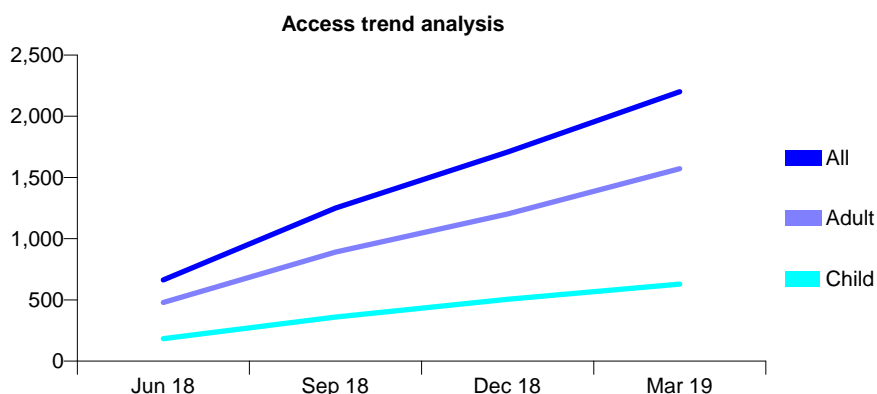
Q62 - Vital Signs At a Glance Contract Report for 100603/0000 - March 2019

Name or company name	MR HM PATEL
Contract type name	GDS Contract
Purpose of contract	General
Contract start date	01/04/2018
Contract end date	

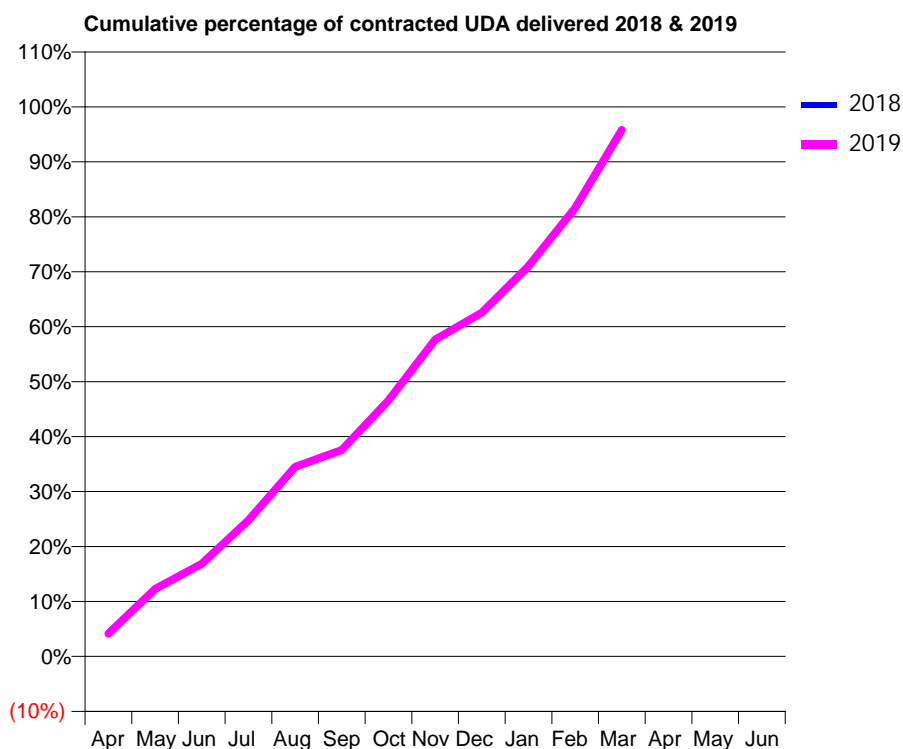
18/19 Contracted general activity (UDA)	7,000
Carry forward general activity (UDA)	0
18/19 Contracted orthodontic activity (UOA)	0
Carry forward orthodontic activity (UOA)	0
Baseline contract value	£178,318.17

ACCESS*

Patients seen in 24 months	Total	Change since previous quarter
Quarter ending March 2018	0	
Quarter ending June 2018	663	↑
Quarter ending September 2018	1,250	↑
Quarter ending December 2018	1,707	↑
Quarter ending March 2019	2,201	↑
Variance since March 2018	N/A	



ACTIVITY



Month	Adjusted Scheduled Activity (UDA)	
	2018	2019
April	0	292
May	0	858
June	0	1,180
July	0	1,734
August	0	2,415
September	0	2,629
October	0	3,260
November	0	4,035
December	0	4,378
January	0	4,971
February	0	5,713
March	0	6,706
April	0	
May	0	
June	0	

QUALITY

	Quantity	Base Number	Contract	AT	Region	England
% of FP17s for the same patient ID Re-attending within 3 months - Children	54	930	5.8%	10.3%	11.9%	11.8%
% of FP17s for the same patient ID Re-attending within 3 months - Adults	236	2,386	9.9%	16.0%	16.9%	15.7%
% of FP17s for the same patient ID Re-attending between 3 & 9 months - Children	218	930	23.4%	48.6%	48.9%	58.9%
% of FP17s for the same patient ID Re-attending between 3 & 9 months - Adults	437	2,386	18.3%	38.3%	38.9%	50.8%
% of FP17s for Band 1 Urgent Courses	436	3,316	13.1%	11.1%	10.7%	9.1%
% of FP17s Relating to Free Repair or Replacements	22	3,316	0.7%	0.5%	0.5%	0.8%
% of FP17s Relating to Continuations	13	3,316	0.4%	0.5%	0.7%	0.9%
% of Patients satisfied with the dentistry they have received	0	0	N/A	86.8%	89.1%	92.5%
% of Patients satisfied with the time they had to wait for an appointment	0	0	N/A	83.1%	83.1%	87.0%

* This is based on patients treated on this contract for their most recent course of treatment. Figures in italics indicate the base number of FP17s or Patient Questionnaire responses are less than 100. N/A is shown where the base number of responses is less than 10 during the period. % is calculated as Quantity/Base number*100

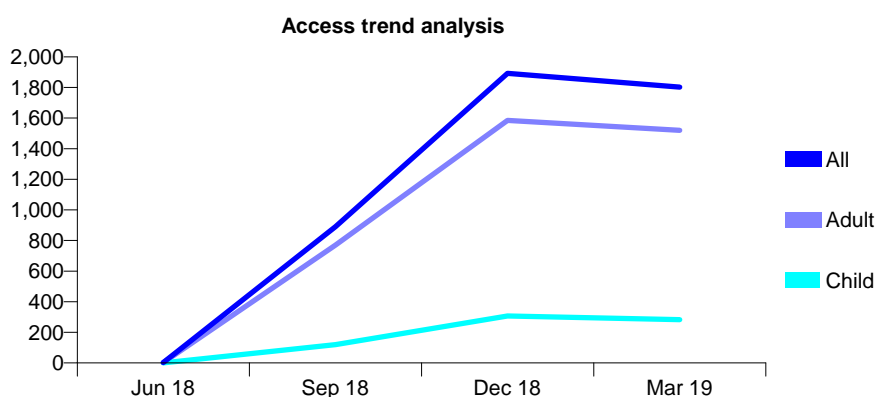
Q62 - Vital Signs At a Glance Contract Report for 100617/0000 - March 2019

Name or company name	S & Y Golar
Contract type name	GDS Contract
Purpose of contract	General
Contract start date	01/04/2018
Contract end date	

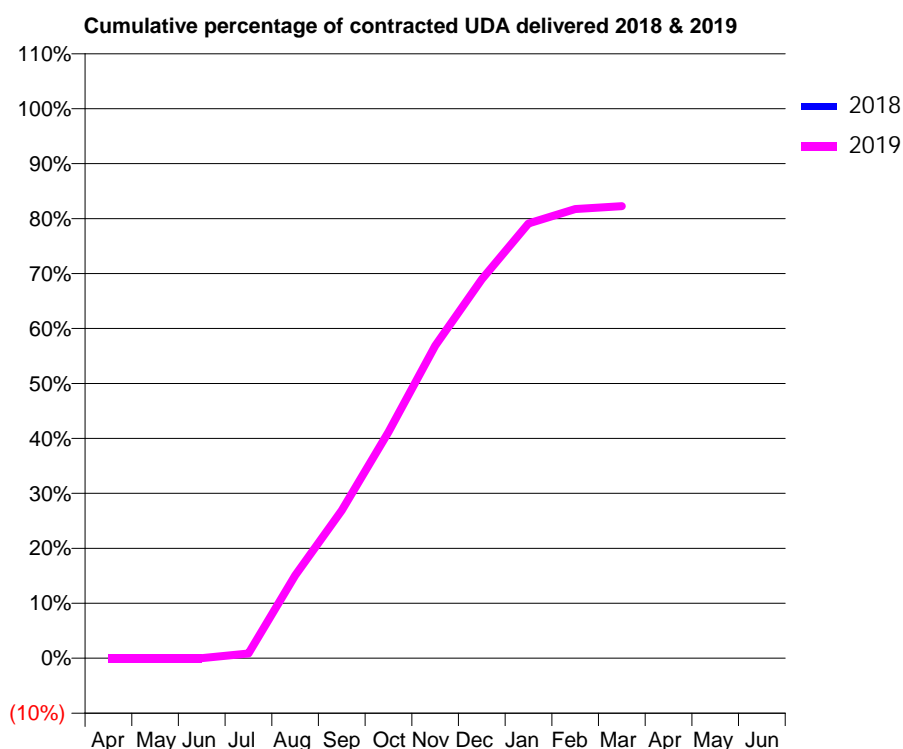
18/19 Contracted general activity (UDA)	12,000
Carry forward general activity (UDA)	0
18/19 Contracted orthodontic activity (UOA)	0
Carry forward orthodontic activity (UOA)	0
Baseline contract value	£328,773.64

ACCESS*

Patients seen in 24 months	Total	Change since previous quarter
Quarter ending March 2018	0	
Quarter ending June 2018	2	↑
Quarter ending September 2018	890	↑
Quarter ending December 2018	1,892	↑
Quarter ending March 2019	1,803	↓
Variance since March 2018	N/A	



ACTIVITY



Month	Adjusted Scheduled Activity (UDA)	
	2018	2019
April	0	0
May	0	0
June	0	0
July	0	103
August	0	1,810
September	0	3,227
October	0	4,941
November	0	6,825
December	0	8,273
January	0	9,491
February	0	9,809
March	0	9,871
April	0	
May	0	
June	0	

QUALITY

	Quantity	Base Number	Contract	AT	Region	England
% of FP17s for the same patient ID Re-attending within 3 months - Children	31	411	7.5%	10.3%	11.9%	11.8%
% of FP17s for the same patient ID Re-attending within 3 months - Adults	335	2,510	13.3%	16.0%	16.9%	15.7%
% of FP17s for the same patient ID Re-attending between 3 & 9 months - Children	13	411	3.2%	48.6%	48.9%	58.9%
% of FP17s for the same patient ID Re-attending between 3 & 9 months - Adults	99	2,510	3.9%	38.3%	38.9%	50.8%
% of FP17s for Band 1 Urgent Courses	610	2,921	20.9%	11.1%	10.7%	9.1%
% of FP17s Relating to Free Repair or Replacements	15	2,921	0.5%	0.5%	0.5%	0.8%
% of FP17s Relating to Continuations	28	2,921	1.0%	0.5%	0.7%	0.9%
% of Patients satisfied with the dentistry they have received	0	0	N/A	86.8%	89.1%	92.5%
% of Patients satisfied with the time they had to wait for an appointment	0	0	N/A	83.1%	83.1%	87.0%

* This is based on patients treated on this contract for their most recent course of treatment.

Figures in italics indicate the base number of FP17s or Patient Questionnaire responses are less than 100. N/A is shown where the base number of responses is less than 10 during the period. % is calculated as Quantity/Base number*100

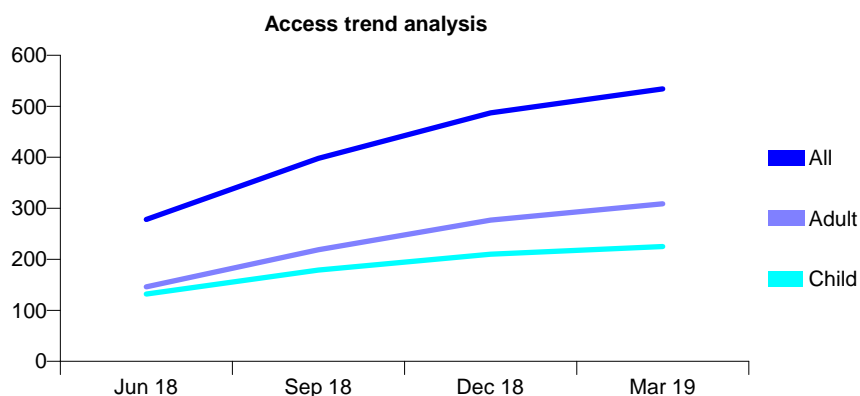
Q62 - Vital Signs At a Glance Contract Report for 100634/0000 - March 2019

Name or company name	MR PU SHAH
Contract type name	GDS Contract
Purpose of contract	General
Contract start date	01/04/2018
Contract end date	

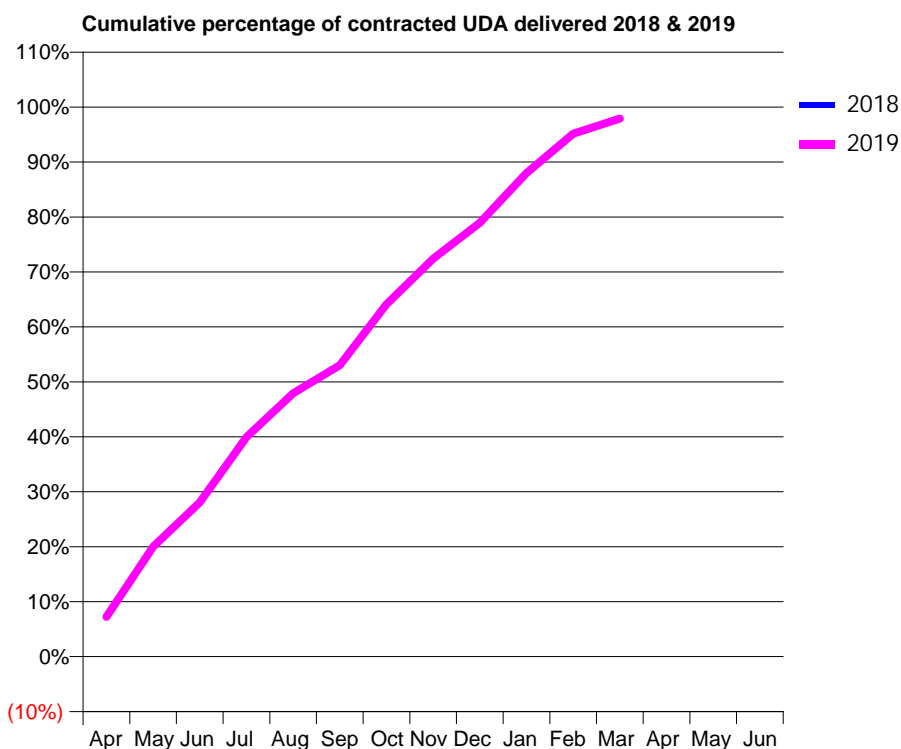
18/19 Contracted general activity (UDA)	3,000
Carry forward general activity (UDA)	0
18/19 Contracted orthodontic activity (UOA)	0
Carry forward orthodontic activity (UOA)	0
Baseline contract value	£75,617.94

ACCESS*

Patients seen in 24 months	Total	Change since previous quarter
Quarter ending March 2018	0	
Quarter ending June 2018	278	↑
Quarter ending September 2018	398	↑
Quarter ending December 2018	487	↑
Quarter ending March 2019	534	↑
Variance since March 2018	N/A	



ACTIVITY



Month	Adjusted Scheduled Activity (UDA)	
	2018	2019
April	0	217
May	0	600
June	0	842
July	0	1,199
August	0	1,438
September	0	1,590
October	0	1,924
November	0	2,173
December	0	2,368
January	0	2,640
February	0	2,855
March	0	2,937
April	0	
May	0	
June	0	

QUALITY

	Quantity	Base Number	Contract	AT	Region	England
% of FP17s for the same patient ID Re-attending within 3 months - Children	4	385	1.0%	10.3%	11.9%	11.8%
% of FP17s for the same patient ID Re-attending within 3 months - Adults	18	578	3.1%	16.0%	16.9%	15.7%
% of FP17s for the same patient ID Re-attending between 3 & 9 months - Children	18	385	4.7%	48.6%	48.9%	58.9%
% of FP17s for the same patient ID Re-attending between 3 & 9 months - Adults	12	578	2.1%	38.3%	38.9%	50.8%
% of FP17s for Band 1 Urgent Courses	180	963	18.7%	11.1%	10.7%	9.1%
% of FP17s Relating to Free Repair or Replacements	0	963	0.0%	0.5%	0.5%	0.8%
% of FP17s Relating to Continuations	1	963	0.1%	0.5%	0.7%	0.9%
% of Patients satisfied with the dentistry they have received	0	1	N/A	86.8%	89.1%	92.5%
% of Patients satisfied with the time they had to wait for an appointment	1	1	N/A	83.1%	83.1%	87.0%

* This is based on patients treated on this contract for their most recent course of treatment. Figures in italics indicate the base number of FP17s or Patient Questionnaire responses are less than 100. N/A is shown where the base number of responses is less than 10 during the period. % is calculated as Quantity/Base number*100

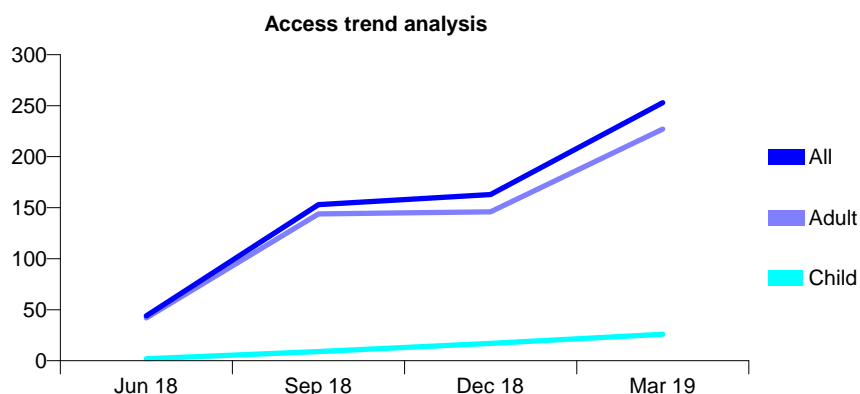
Q62 - Vital Signs At a Glance Contract Report for 100651/0000 - March 2019

Name or company name	Mrs R Szasz & Miss E Szasz
Contract type name	GDS Contract
Purpose of contract	General
Contract start date	01/04/2018
Contract end date	

18/19 Contracted general activity (UDA)	7,500
Carry forward general activity (UDA)	0
18/19 Contracted orthodontic activity (UOA)	0
Carry forward orthodontic activity (UOA)	0
Baseline contract value	£162,600.15

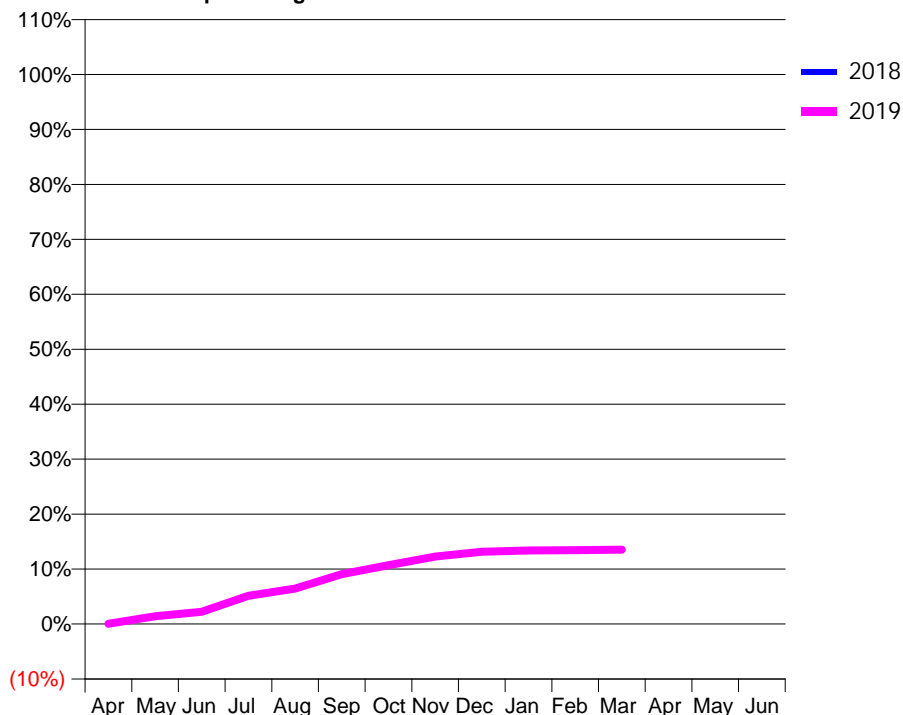
ACCESS*

Patients seen in 24 months	Total	Change since previous quarter
Quarter ending March 2018	0	
Quarter ending June 2018	44	↑
Quarter ending September 2018	153	↑
Quarter ending December 2018	163	↑
Quarter ending March 2019	253	↑
Variance since March 2018	N/A	



ACTIVITY

Cumulative percentage of contracted UDA delivered 2018 & 2019



Month	Adjusted Scheduled Activity (UDA)	
	2018	2019
April	0	3
May	0	106
June	0	168
July	0	387
August	0	482
September	0	680
October	0	803
November	0	921
December	0	987
January	0	1,003
February	0	1,010
March	0	1,015
April	0	
May	0	
June	0	

QUALITY

	Quantity	Base Number	Contract	AT	Region	England
% of FP17s for the same patient ID Re-attending within 3 months - Children	0	21	0.0%	10.3%	11.9%	11.8%
% of FP17s for the same patient ID Re-attending within 3 months - Adults	12	302	4.0%	16.0%	16.9%	15.7%
% of FP17s for the same patient ID Re-attending between 3 & 9 months - Children	0	21	0.0%	48.6%	48.9%	58.9%
% of FP17s for the same patient ID Re-attending between 3 & 9 months - Adults	1	302	0.3%	38.3%	38.9%	50.8%
% of FP17s for Band 1 Urgent Courses	106	323	32.8%	11.1%	10.7%	9.1%
% of FP17s Relating to Free Repair or Replacements	2	323	0.6%	0.5%	0.5%	0.8%
% of FP17s Relating to Continuations	7	323	2.2%	0.5%	0.7%	0.9%
% of Patients satisfied with the dentistry they have received	0	0	N/A	86.8%	89.1%	92.5%
% of Patients satisfied with the time they had to wait for an appointment	0	0	N/A	83.1%	83.1%	87.0%

* This is based on patients treated on this contract for their most recent course of treatment.

Figures in italics indicate the base number of FP17s or Patient Questionnaire responses are less than 100. N/A is shown where the base number of responses is less than 10 during the period. % is calculated as Quantity/Base number*100

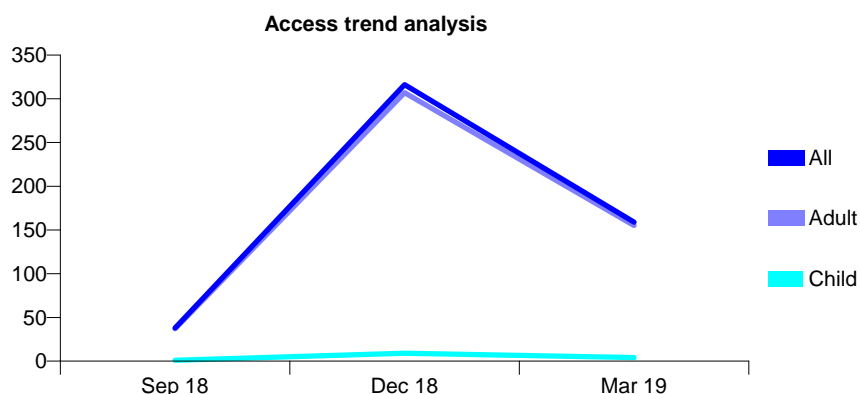
Q62 - Vital Signs At a Glance Contract Report for 100680/0000 - March 2019

Name or company name	Visiting Specialist Services Limited
Contract type name	PDS Contract
Purpose of contract	General
Contract start date	01/07/2018
Contract end date	30/06/2021

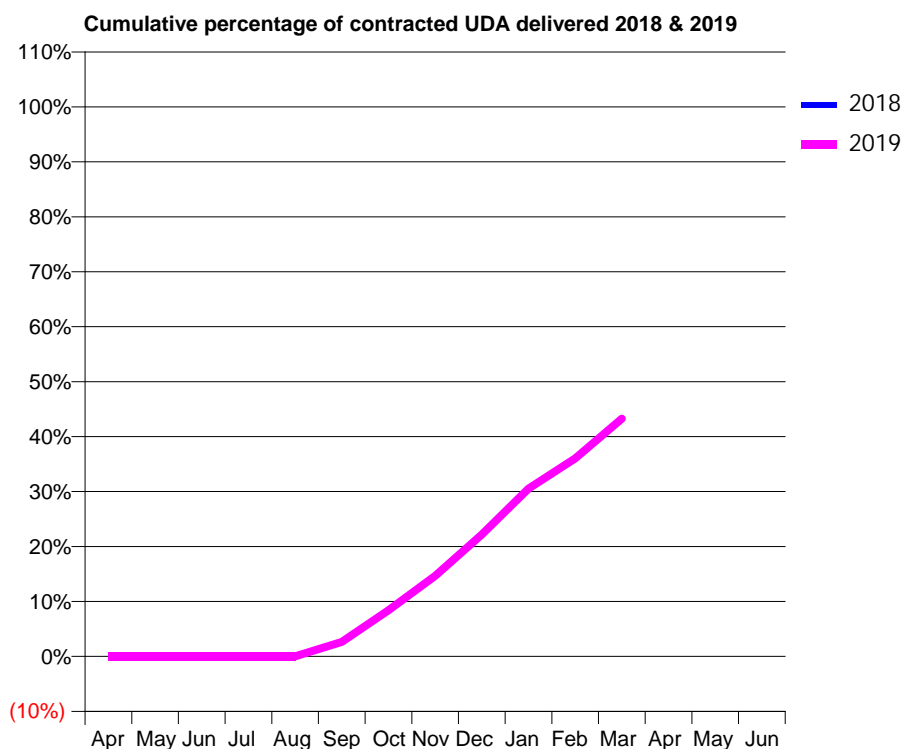
18/19 Contracted general activity (UDA)	4,095
Carry forward general activity (UDA)	0
18/19 Contracted orthodontic activity (UOA)	0
Carry forward orthodontic activity (UOA)	0
Baseline contract value	£217,905.32

ACCESS*

Patients seen in 24 months	Total	Change since previous quarter
Quarter ending March 2018	0	
Quarter ending June 2018	0	
Quarter ending September 2018	38	↑
Quarter ending December 2018	316	↑
Quarter ending March 2019	159	↓
Variance since March 2018	N/A	



ACTIVITY



Month	Adjusted Scheduled Activity (UDA)	
	2018	2019
April	0	0
May	0	0
June	0	0
July	0	0
August	0	0
September	0	108
October	0	344
November	0	601
December	0	909
January	0	1,251
February	0	1,476
March	0	1,771
April	0	
May	0	
June	0	

QUALITY

	Quantity	Base Number	Contract	AT	Region	England
% of FP17s for the same patient ID Re-attending within 3 months - Children	0	14	0.0%	10.3%	11.9%	11.8%
% of FP17s for the same patient ID Re-attending within 3 months - Adults	5	627	0.8%	16.0%	16.9%	15.7%
% of FP17s for the same patient ID Re-attending between 3 & 9 months - Children	0	14	0.0%	48.6%	48.9%	58.9%
% of FP17s for the same patient ID Re-attending between 3 & 9 months - Adults	1	627	0.2%	38.3%	38.9%	50.8%
% of FP17s for Band 1 Urgent Courses	0	641	0.0%	11.1%	10.7%	9.1%
% of FP17s Relating to Free Repair or Replacements	0	641	0.0%	0.5%	0.5%	0.8%
% of FP17s Relating to Continuations	0	641	0.0%	0.5%	0.7%	0.9%
% of Patients satisfied with the dentistry they have received	0	0	N/A	86.8%	89.1%	92.5%
% of Patients satisfied with the time they had to wait for an appointment	0	0	N/A	83.1%	83.1%	87.0%

* This is based on patients treated on this contract for their most recent course of treatment. Figures in italics indicate the base number of FP17s or Patient Questionnaire responses are less than 100. N/A is shown where the base number of responses is less than 10 during the period. % is calculated as Quantity/Base number*100

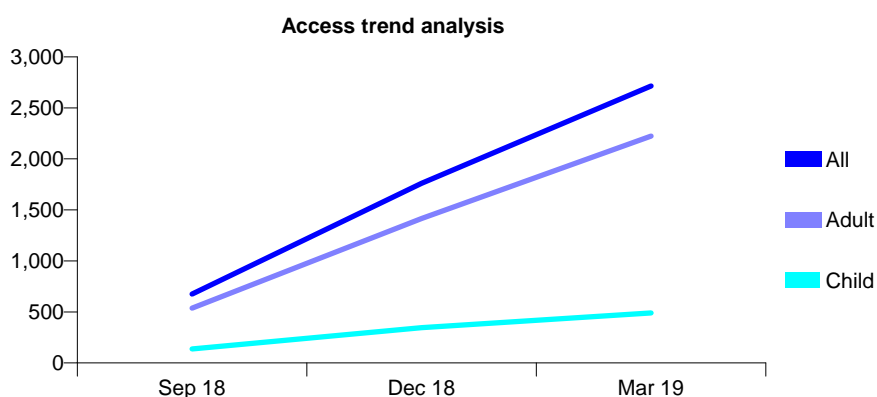
Q62 - Vital Signs At a Glance Contract Report for 100847/0000 - March 2019

Name or company name	Earls Court Dental Ltd
Contract type name	GDS Contract
Purpose of contract	General
Contract start date	01/08/2018
Contract end date	

18/19 Contracted general activity (UDA)	9,221
Carry forward general activity (UDA)	0
18/19 Contracted orthodontic activity (UOA)	0
Carry forward orthodontic activity (UOA)	0
Baseline contract value	£252,975.05

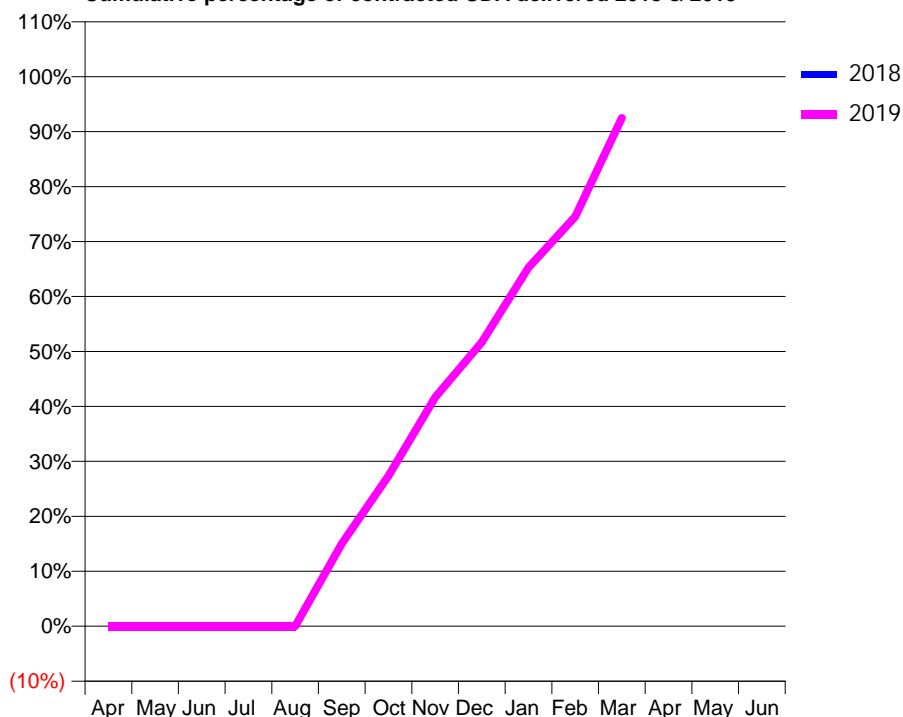
ACCESS*

Patients seen in 24 months	Total	Change since previous quarter
Quarter ending March 2018	0	
Quarter ending June 2018	0	
Quarter ending September 2018	675	↑
Quarter ending December 2018	1,762	↑
Quarter ending March 2019	2,714	↑
Variance since March 2018	N/A	



ACTIVITY

Cumulative percentage of contracted UDA delivered 2018 & 2019



Adjusted Scheduled Activity (UDA)

Month	2018	2019
April	0	0
May	0	0
June	0	0
July	0	0
August	0	1
September	0	1,385
October	0	2,524
November	0	3,840
December	0	4,765
January	0	6,019
February	0	6,874
March	0	8,527
April	0	
May	0	
June	0	

QUALITY

	Quantity	Base Number	Contract	AT	Region	England
% of FP17s for the same patient ID Re-attending within 3 months - Children	39	619	6.3%	10.3%	11.9%	11.8%
% of FP17s for the same patient ID Re-attending within 3 months - Adults	347	2,854	12.2%	16.0%	16.9%	15.7%
% of FP17s for the same patient ID Re-attending between 3 & 9 months - Children	70	619	11.3%	48.6%	48.9%	58.9%
% of FP17s for the same patient ID Re-attending between 3 & 9 months - Adults	171	2,854	6.0%	38.3%	38.9%	50.8%
% of FP17s for Band 1 Urgent Courses	669	3,473	19.3%	11.1%	10.7%	9.1%
% of FP17s Relating to Free Repair or Replacements	17	3,473	0.5%	0.5%	0.5%	0.8%
% of FP17s Relating to Continuations	13	3,473	0.4%	0.5%	0.7%	0.9%
% of Patients satisfied with the dentistry they have received	0	0	N/A	86.8%	89.1%	92.5%
% of Patients satisfied with the time they had to wait for an appointment	0	0	N/A	83.1%	83.1%	87.0%

* This is based on patients treated on this contract for their most recent course of treatment.

Figures in italics indicate the base number of FP17s or Patient Questionnaire responses are less than 100. N/A is shown where the base number of responses is less than 10 during the period. % is calculated as Quantity/Base number*100

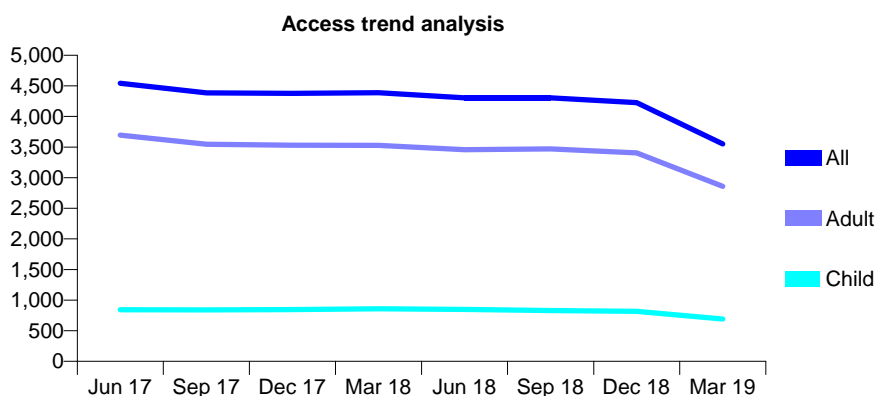
Q62 - Vital Signs At a Glance Contract Report for 101362/0034 - March 2019

Name or company name	Rodericks Dental Limited
Contract type name	GDS Contract
Purpose of contract	General
Contract start date	01/09/2010
Contract end date	31/01/2019

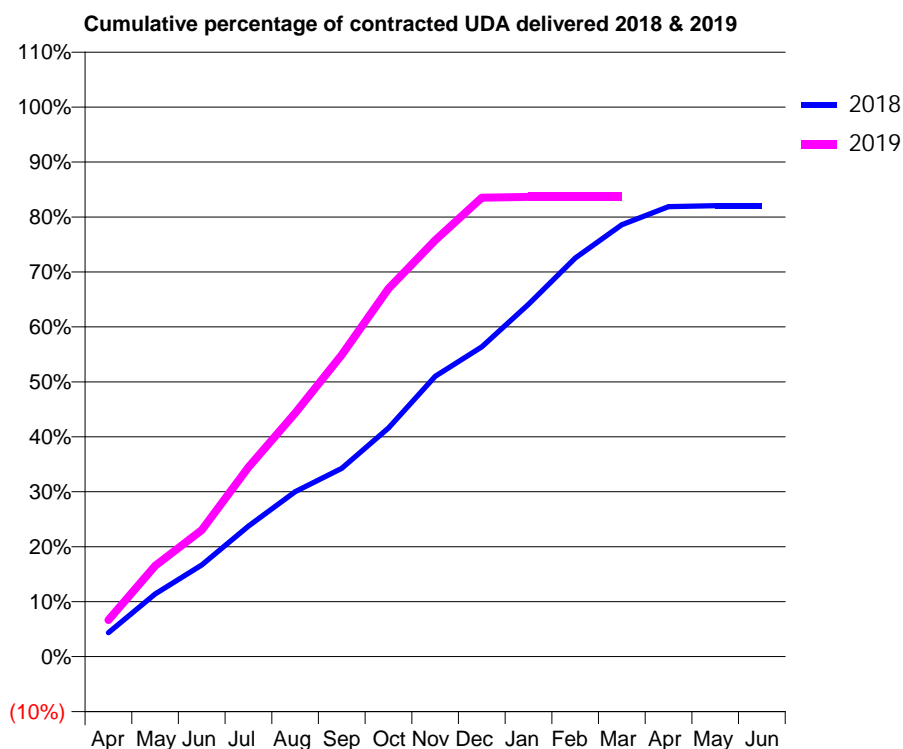
18/19 Contracted general activity (UDA)	10,422
Carry forward general activity (UDA)	0
18/19 Contracted orthodontic activity (UOA)	0
Carry forward orthodontic activity (UOA)	0
Baseline contract value	£296,781.88

ACCESS*

Patients seen in 24 months	Total	Change since previous quarter
Quarter ending March 2018	4,388	
Quarter ending June 2018	4,304	↓
Quarter ending September 2018	4,303	→
Quarter ending December 2018	4,226	↓
Quarter ending March 2019	3,552	↓
Variance since March 2018	(19.1%)	↓



ACTIVITY



Month	Adjusted Scheduled Activity (UDA)	
	2018	2019
April	645	694
May	1,691	1,724
June	2,468	2,400
July	3,514	3,593
August	4,442	4,617
September	5,071	5,722
October	6,156	6,979
November	7,547	7,893
December	8,338	8,704
January	9,486	8,718
February	10,731	8,718
March	11,628	8,718
April	12,113	
May	12,141	
June	12,141	

QUALITY

	Quantity	Base Number	Contract	AT	Region	England
% of FP17s for the same patient ID Re-attending within 3 months - Children	65	821	7.9%	10.3%	11.9%	11.8%
% of FP17s for the same patient ID Re-attending within 3 months - Adults	349	2,967	11.8%	16.0%	16.9%	15.7%
% of FP17s for the same patient ID Re-attending between 3 & 9 months - Children	459	821	55.9%	48.6%	48.9%	58.9%
% of FP17s for the same patient ID Re-attending between 3 & 9 months - Adults	1,294	2,967	43.6%	38.3%	38.9%	50.8%
% of FP17s for Band 1 Urgent Courses	332	3,574	9.3%	11.1%	10.7%	9.1%
% of FP17s Relating to Free Repair or Replacements	30	3,574	0.8%	0.5%	0.5%	0.8%
% of FP17s Relating to Continuations	14	3,574	0.4%	0.5%	0.7%	0.9%
% of Patients satisfied with the dentistry they have received	0	0	N/A	86.8%	89.1%	92.5%
% of Patients satisfied with the time they had to wait for an appointment	0	0	N/A	83.1%	83.1%	87.0%

* This is based on patients treated on this contract for their most recent course of treatment. Figures in italics indicate the base number of FP17s or Patient Questionnaire responses are less than 100. N/A is shown where the base number of responses is less than 10 during the period. % is calculated as Quantity/Base number*100

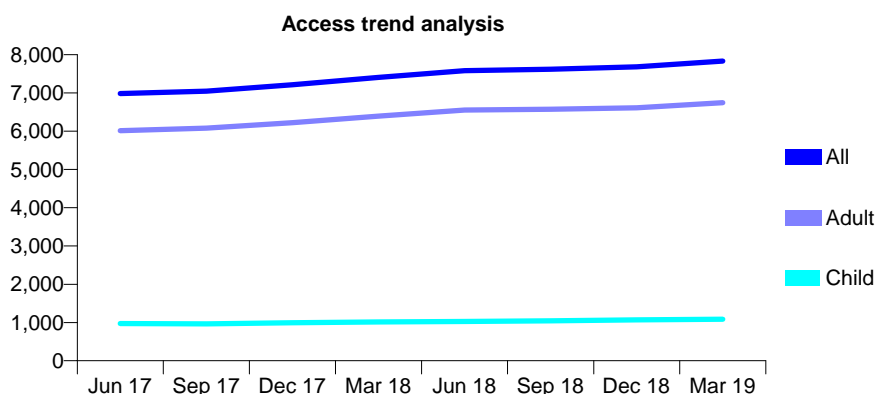
Q62 - Vital Signs At a Glance Contract Report for 101362/0058 - March 2019

Name or company name	Rodericks Dental Limited
Contract type name	GDS Contract
Purpose of contract	General
Contract start date	01/04/2014
Contract end date	

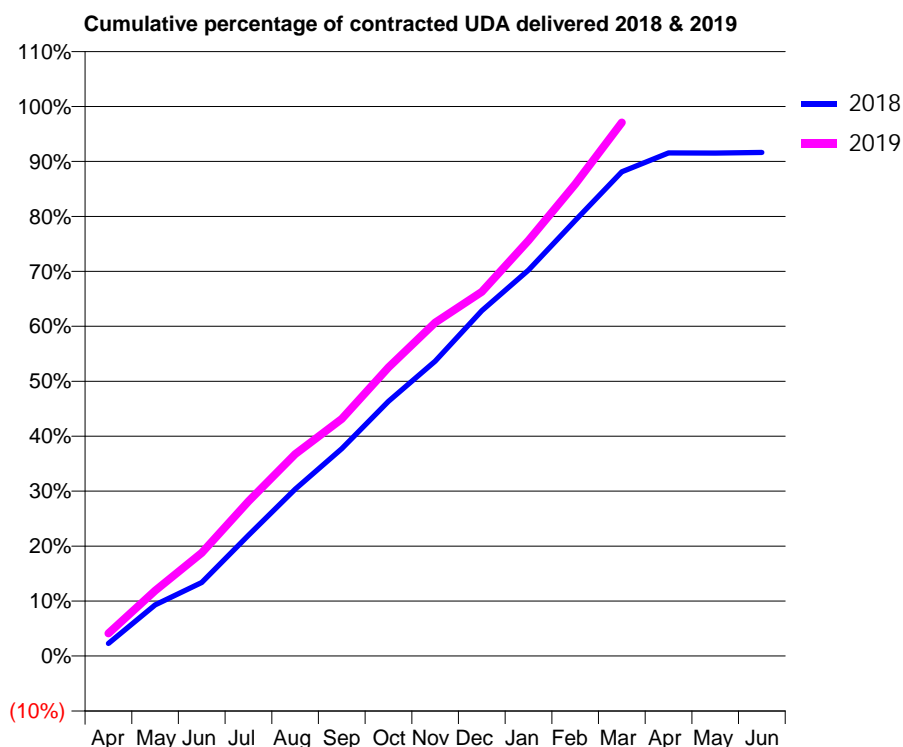
18/19 Contracted general activity (UDA)	22,598
Carry forward general activity (UDA)	0
18/19 Contracted orthodontic activity (UOA)	0
Carry forward orthodontic activity (UOA)	0
Baseline contract value	£573,257.48

ACCESS*

Patients seen in 24 months	Total	Change since previous quarter
Quarter ending March 2018	7,406	
Quarter ending June 2018	7,579	↑
Quarter ending September 2018	7,618	→
Quarter ending December 2018	7,681	→
Quarter ending March 2019	7,832	→
Variance since March 2018	5.8%	↑



ACTIVITY



Month	Adjusted Scheduled Activity (UDA)	
	2018	2019
April	519	936
May	2,104	2,688
June	3,024	4,244
July	4,963	6,360
August	6,862	8,300
September	8,523	9,753
October	10,474	11,869
November	12,128	13,713
December	14,201	14,974
January	15,872	17,085
February	17,914	19,403
March	19,911	21,939
April	20,689	
May	20,680	
June	20,703	

QUALITY

	Quantity	Base Number	Contract	AT	Region	England
% of FP17s for the same patient ID Re-attending within 3 months - Children	200	1,466	13.6%	10.3%	11.9%	11.8%
% of FP17s for the same patient ID Re-attending within 3 months - Adults	1,160	7,286	15.9%	16.0%	16.9%	15.7%
% of FP17s for the same patient ID Re-attending between 3 & 9 months - Children	707	1,466	48.2%	48.6%	48.9%	58.9%
% of FP17s for the same patient ID Re-attending between 3 & 9 months - Adults	2,466	7,286	33.8%	38.3%	38.9%	50.8%
% of FP17s for Band 1 Urgent Courses	1,059	8,441	12.5%	11.1%	10.7%	9.1%
% of FP17s Relating to Free Repair or Replacements	114	8,441	1.4%	0.5%	0.5%	0.8%
% of FP17s Relating to Continuations	31	8,441	0.4%	0.5%	0.7%	0.9%
% of Patients satisfied with the dentistry they have received	2	2	N/A	86.8%	89.1%	92.5%
% of Patients satisfied with the time they had to wait for an appointment	2	2	N/A	83.1%	83.1%	87.0%

* This is based on patients treated on this contract for their most recent course of treatment. Figures in italics indicate the base number of FP17s or Patient Questionnaire responses are less than 100. N/A is shown where the base number of responses is less than 10 during the period. % is calculated as Quantity/Base number*100

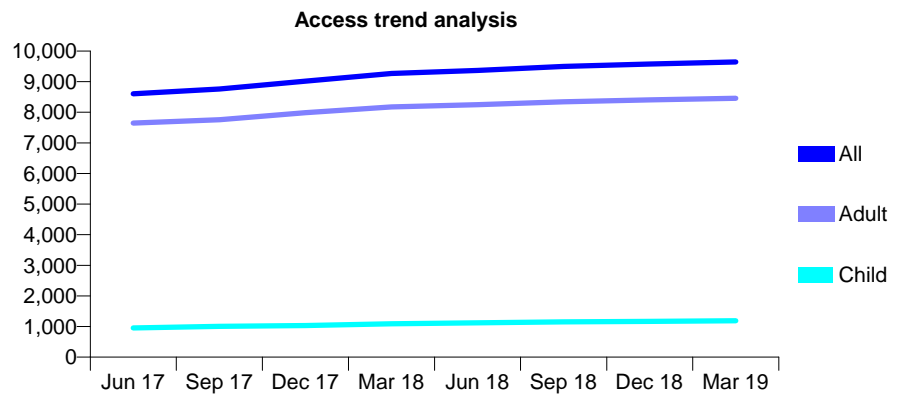
Q62 - Vital Signs At a Glance Contract Report for 101362/0059 - March 2019

Name or company name	Rodericks Dental Limited
Contract type name	GDS Contract
Purpose of contract	General
Contract start date	01/04/2014
Contract end date	

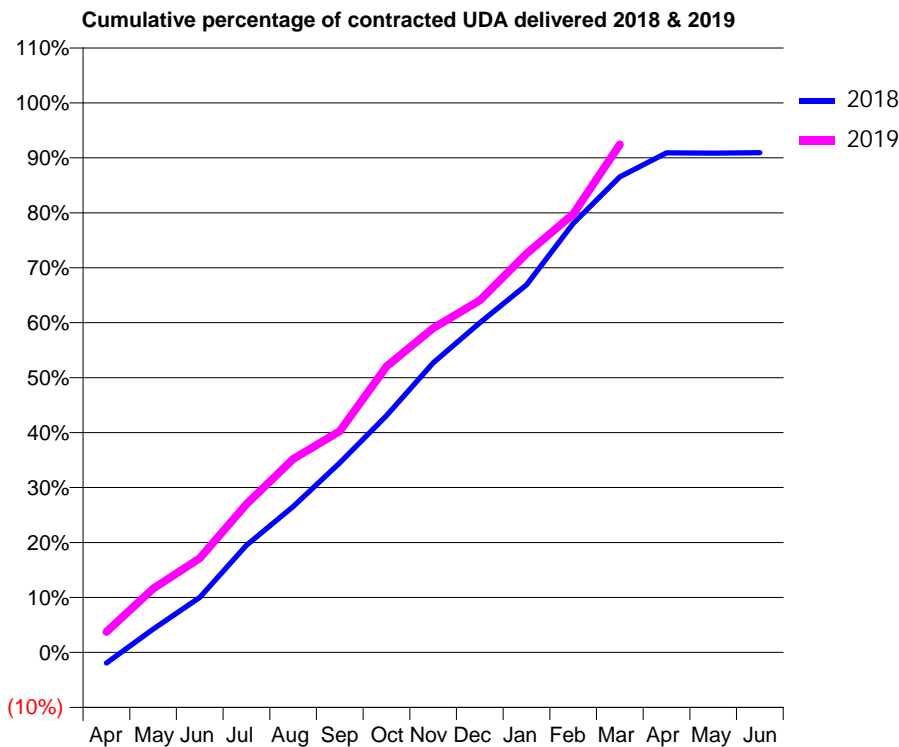
18/19 Contracted general activity (UDA)	22,570
Carry forward general activity (UDA)	0
18/19 Contracted orthodontic activity (UOA)	0
Carry forward orthodontic activity (UOA)	0
Baseline contract value	£547,653.84

ACCESS*

Patients seen in 24 months	Total	Change since previous quarter
Quarter ending March 2018	9,268	
Quarter ending June 2018	9,366	→
Quarter ending September 2018	9,495	→
Quarter ending December 2018	9,576	→
Quarter ending March 2019	9,646	→
Variance since March 2018	4.1%	↑



ACTIVITY



Month	2018	2019
April	-442	849
May	957	2,620
June	2,260	3,867
July	4,402	6,093
August	5,991	7,944
September	7,787	9,091
October	9,727	11,738
November	11,893	13,324
December	13,535	14,457
January	15,098	16,381
February	17,617	18,006
March	19,527	20,861
April	20,514	
May	20,502	
June	20,523	

QUALITY

	Quantity	Base Number	Contract	AT	Region	England
% of FP17s for the same patient ID Re-attending within 3 months - Children	171	1,625	10.5%	10.3%	11.9%	11.8%
% of FP17s for the same patient ID Re-attending within 3 months - Adults	1,033	8,960	11.5%	16.0%	16.9%	15.7%
% of FP17s for the same patient ID Re-attending between 3 & 9 months - Children	842	1,625	51.8%	48.6%	48.9%	58.9%
% of FP17s for the same patient ID Re-attending between 3 & 9 months - Adults	3,466	8,960	38.7%	38.3%	38.9%	50.8%
% of FP17s for Band 1 Urgent Courses	981	9,764	10.0%	11.1%	10.7%	9.1%
% of FP17s Relating to Free Repair or Replacements	78	9,764	0.8%	0.5%	0.5%	0.8%
% of FP17s Relating to Continuations	53	9,764	0.5%	0.5%	0.7%	0.9%
% of Patients satisfied with the dentistry they have received	3	3	N/A	86.8%	89.1%	92.5%
% of Patients satisfied with the time they had to wait for an appointment	3	3	N/A	83.1%	83.1%	87.0%

* This is based on patients treated on this contract for their most recent course of treatment. Figures in italics indicate the base number of FP17s or Patient Questionnaire responses are less than 100. N/A is shown where the base number of responses is less than 10 during the period. % is calculated as Quantity/Base number*100

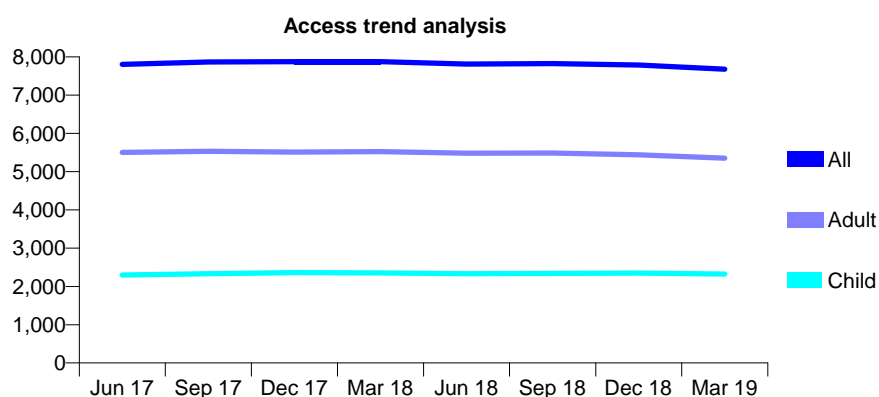
Q62 - Vital Signs At a Glance Contract Report for 101370/0045 - March 2019

Name or company name	Petrie Tucker & Partners Ltd
Contract type name	GDS Contract
Purpose of contract	General and Orthodontic
Contract start date	01/04/2006
Contract end date	

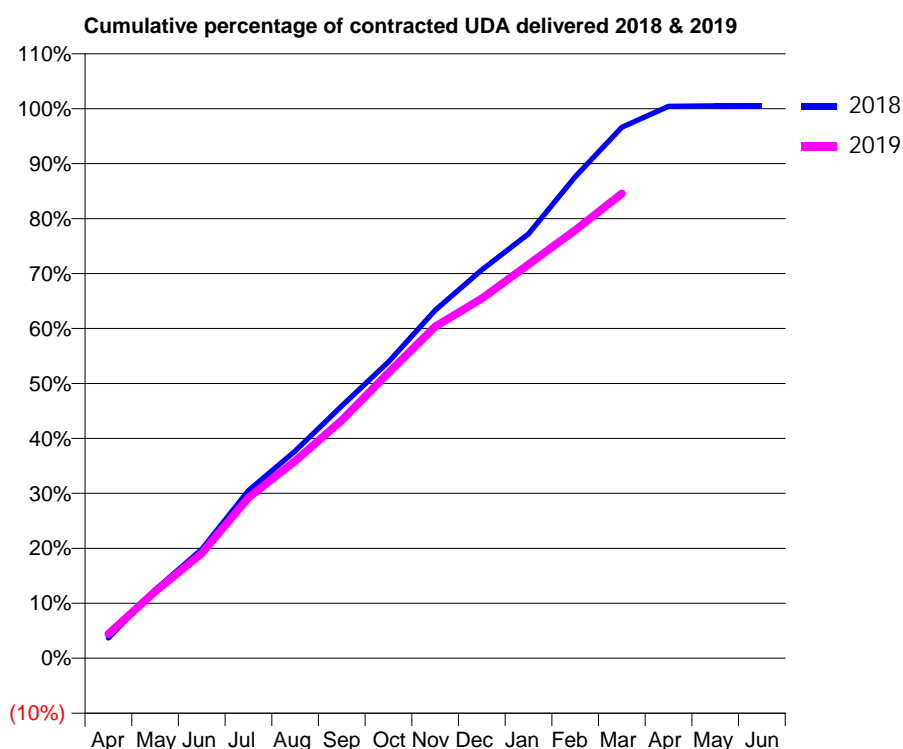
18/19 Contracted general activity (UDA)	19,022
Carry forward general activity (UDA)	0
18/19 Contracted orthodontic activity (UOA)	1,598
Carry forward orthodontic activity (UOA)	0
Baseline contract value	£690,696.52

ACCESS*

Patients seen in 24 months	Total	Change since previous quarter
Quarter ending March 2018	7,876	
Quarter ending June 2018	7,812	→
Quarter ending September 2018	7,823	→
Quarter ending December 2018	7,786	→
Quarter ending March 2019	7,678	↓
Variance since March 2018	(2.5%)	↓



ACTIVITY



Month	Adjusted Scheduled Activity (UDA)	
	2018	2019
April	699	841
May	2,370	2,315
June	3,770	3,632
July	5,807	5,559
August	7,173	6,828
September	8,734	8,233
October	10,257	9,879
November	12,043	11,481
December	13,442	12,450
January	14,693	13,628
February	16,667	14,814
March	18,380	16,084
April	19,104	
May	19,117	
June	19,118	

QUALITY

	Quantity	Base Number	Contract	AT	Region	England
% of FP17s for the same patient ID Re-attending within 3 months - Children	155	2,594	6.0%	10.3%	11.9%	11.8%
% of FP17s for the same patient ID Re-attending within 3 months - Adults	360	4,886	7.4%	16.0%	16.9%	15.7%
% of FP17s for the same patient ID Re-attending between 3 & 9 months - Children	1,093	2,594	42.1%	48.6%	48.9%	58.9%
% of FP17s for the same patient ID Re-attending between 3 & 9 months - Adults	1,833	4,886	37.5%	38.3%	38.9%	50.8%
% of FP17s for Band 1 Urgent Courses	332	7,074	4.7%	11.1%	10.7%	9.1%
% of FP17s Relating to Free Repair or Replacements	15	7,074	0.2%	0.5%	0.5%	0.8%
% of FP17s Relating to Continuations	56	7,074	0.8%	0.5%	0.7%	0.9%
% of Patients satisfied with the dentistry they have received	0	0	N/A	86.8%	89.1%	92.5%
% of Patients satisfied with the time they had to wait for an appointment	0	0	N/A	83.1%	83.1%	87.0%

* This is based on patients treated on this contract for their most recent course of treatment.

Figures in italics indicate the base number of FP17s or Patient Questionnaire responses are less than 100. N/A is shown where the base number of responses is less than 10 during the period. % is calculated as Quantity/Base number*100

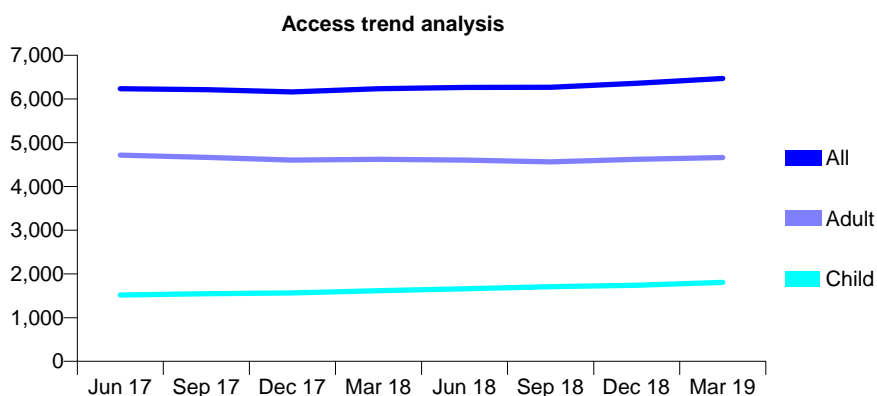
Q62 - Vital Signs At a Glance Contract Report for 101370/0099 - March 2019

Name or company name	Petrie Tucker & Partners Ltd
Contract type name	GDS Contract
Purpose of contract	General
Contract start date	01/04/2007
Contract end date	

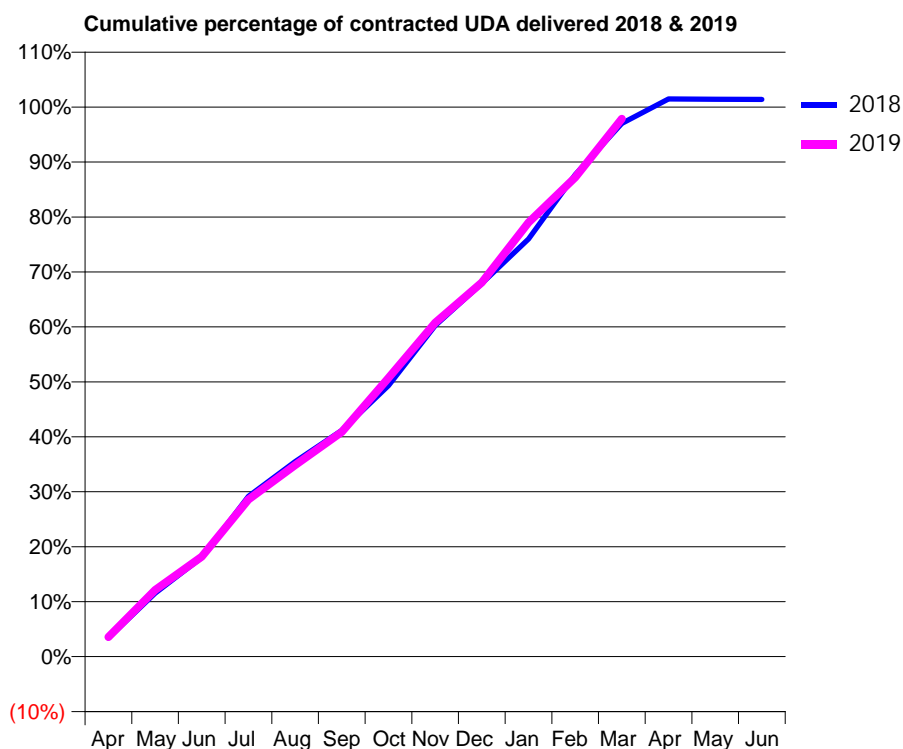
18/19 Contracted general activity (UDA)	14,313
Carry forward general activity (UDA)	-201
18/19 Contracted orthodontic activity (UOA)	0
Carry forward orthodontic activity (UOA)	0
Baseline contract value	£409,554.08

ACCESS*

Patients seen in 24 months	Total	Change since previous quarter
Quarter ending March 2018	6,236	
Quarter ending June 2018	6,262	→
Quarter ending September 2018	6,268	→
Quarter ending December 2018	6,360	→
Quarter ending March 2019	6,471	→
Variance since March 2018	3.8%	↑



ACTIVITY



Month	Adjusted Scheduled Activity (UDA)	
	2018	2019
April	487	512
May	1,656	1,734
June	2,583	2,602
July	4,176	4,093
August	5,079	4,986
September	5,892	5,851
October	7,059	7,262
November	8,623	8,700
December	9,716	9,744
January	10,877	11,309
February	12,555	12,481
March	13,884	14,006
April	14,522	
May	14,516	
June	14,514	

QUALITY

	Quantity	Base Number	Contract	AT	Region	England
% of FP17s for the same patient ID Re-attending within 3 months - Children	43	2,035	2.1%	10.3%	11.9%	11.8%
% of FP17s for the same patient ID Re-attending within 3 months - Adults	171	4,178	4.1%	16.0%	16.9%	15.7%
% of FP17s for the same patient ID Re-attending between 3 & 9 months - Children	654	2,035	32.1%	48.6%	48.9%	58.9%
% of FP17s for the same patient ID Re-attending between 3 & 9 months - Adults	1,227	4,178	29.4%	38.3%	38.9%	50.8%
% of FP17s for Band 1 Urgent Courses	333	6,002	5.5%	11.1%	10.7%	9.1%
% of FP17s Relating to Free Repair or Replacements	34	6,002	0.6%	0.5%	0.5%	0.8%
% of FP17s Relating to Continuations	12	6,002	0.2%	0.5%	0.7%	0.9%
% of Patients satisfied with the dentistry they have received	0	1	N/A	86.8%	89.1%	92.5%
% of Patients satisfied with the time they had to wait for an appointment	1	1	N/A	83.1%	83.1%	87.0%

* This is based on patients treated on this contract for their most recent course of treatment. Figures in italics indicate the base number of FP17s or Patient Questionnaire responses are less than 100. N/A is shown where the base number of responses is less than 10 during the period. % is calculated as Quantity/Base number*100

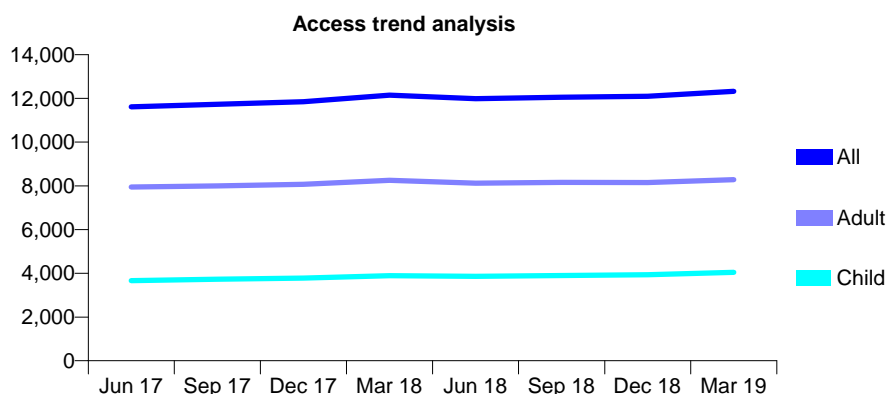
Q62 - Vital Signs At a Glance Contract Report for 101370/0100 - March 2019

Name or company name	Petrie Tucker & Partners Ltd
Contract type name	GDS Contract
Purpose of contract	General
Contract start date	01/04/2007
Contract end date	

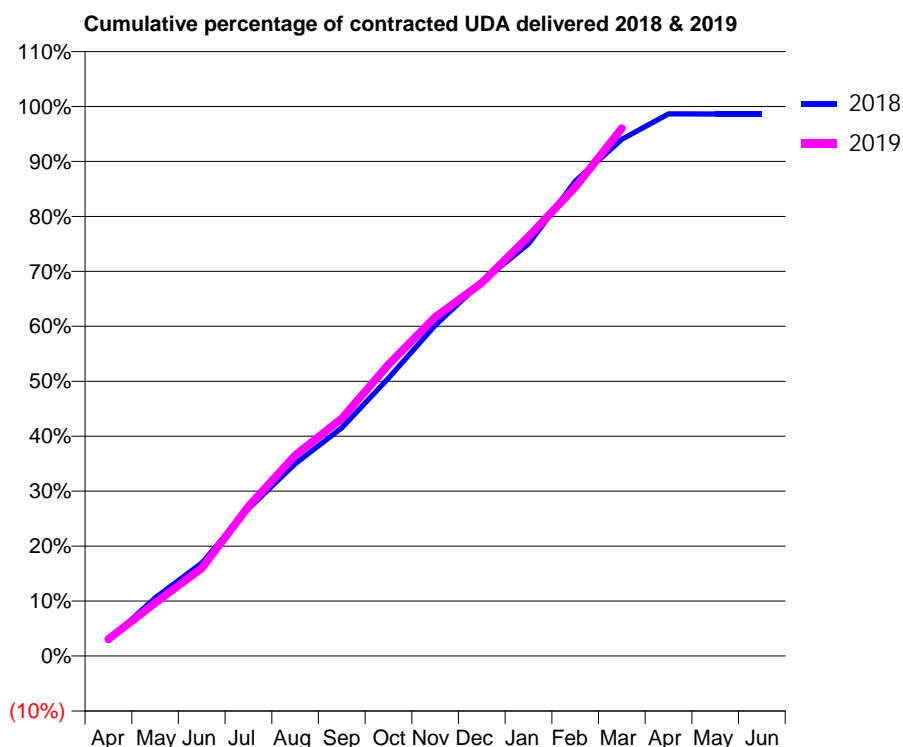
18/19 Contracted general activity (UDA)	30,378
Carry forward general activity (UDA)	424
18/19 Contracted orthodontic activity (UOA)	0
Carry forward orthodontic activity (UOA)	0
Baseline contract value	£769,177.61

ACCESS*

Patients seen in 24 months	Total	Change since previous quarter
Quarter ending March 2018	12,147	
Quarter ending June 2018	11,984	↓
Quarter ending September 2018	12,054	→
Quarter ending December 2018	12,095	→
Quarter ending March 2019	12,323	→
Variance since March 2018	1.4%	→



ACTIVITY



Month	Adjusted Scheduled Activity (UDA)	
	2018	2019
April	854	930
May	3,215	2,938
June	5,134	4,852
July	8,143	8,264
August	10,628	11,098
September	12,610	13,123
October	15,359	16,118
November	18,279	18,739
December	20,693	20,631
January	22,785	23,178
February	26,241	25,915
March	28,561	29,173
April	29,969	
May	29,955	
June	29,954	

QUALITY

	Quantity	Base Number	Contract	AT	Region	England
% of FP17s for the same patient ID Re-attending within 3 months - Children	250	4,845	5.2%	10.3%	11.9%	11.8%
% of FP17s for the same patient ID Re-attending within 3 months - Adults	682	8,081	8.4%	16.0%	16.9%	15.7%
% of FP17s for the same patient ID Re-attending between 3 & 9 months - Children	2,114	4,845	43.6%	48.6%	48.9%	58.9%
% of FP17s for the same patient ID Re-attending between 3 & 9 months - Adults	2,940	8,081	36.4%	38.3%	38.9%	50.8%
% of FP17s for Band 1 Urgent Courses	362	12,360	2.9%	11.1%	10.7%	9.1%
% of FP17s Relating to Free Repair or Replacements	46	12,360	0.4%	0.5%	0.5%	0.8%
% of FP17s Relating to Continuations	148	12,360	1.2%	0.5%	0.7%	0.9%
% of Patients satisfied with the dentistry they have received	1	1	N/A	86.8%	89.1%	92.5%
% of Patients satisfied with the time they had to wait for an appointment	0	1	N/A	83.1%	83.1%	87.0%

* This is based on patients treated on this contract for their most recent course of treatment. Figures in italics indicate the base number of FP17s or Patient Questionnaire responses are less than 100. N/A is shown where the base number of responses is less than 10 during the period. % is calculated as Quantity/Base number*100

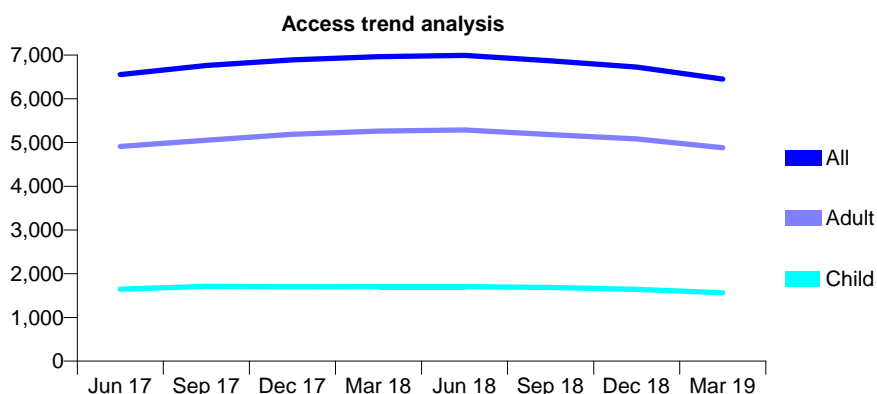
Q62 - Vital Signs At a Glance Contract Report for 101435/0013 - March 2019

Name or company name	IDH Limited
Contract type name	GDS Contract
Purpose of contract	General
Contract start date	01/04/2006
Contract end date	

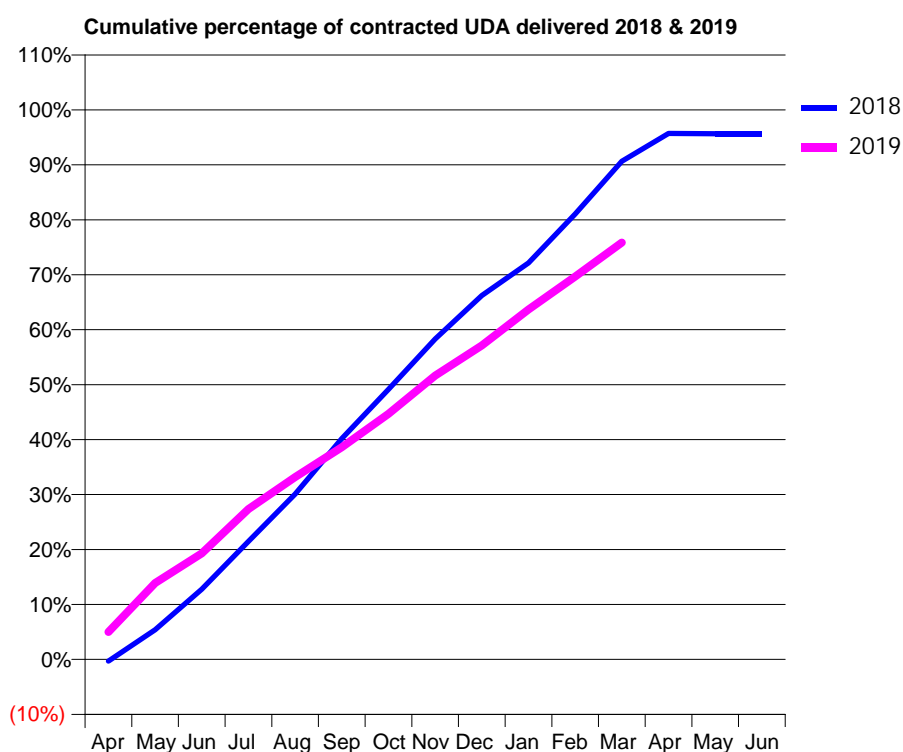
18/19 Contracted general activity (UDA)	21,930
Carry forward general activity (UDA)	0
18/19 Contracted orthodontic activity (UOA)	0
Carry forward orthodontic activity (UOA)	0
Baseline contract value	£577,338.47

ACCESS*

Patients seen in 24 months	Total	Change since previous quarter
Quarter ending March 2018	6,962	
Quarter ending June 2018	6,992	→
Quarter ending September 2018	6,866	↓
Quarter ending December 2018	6,723	↓
Quarter ending March 2019	6,449	↓
Variance since March 2018	(7.4%)	↓



ACTIVITY



Month	Adjusted Scheduled Activity (UDA)	
	2018	2019
April	-70	1,097
May	1,184	3,051
June	2,802	4,234
July	4,714	6,002
August	6,600	7,275
September	8,810	8,466
October	10,780	9,799
November	12,791	11,326
December	14,520	12,530
January	15,822	13,964
February	17,776	15,284
March	19,878	16,636
April	20,986	
May	20,978	
June	20,975	

QUALITY

	Quantity	Base Number	Contract	AT	Region	England
% of FP17s for the same patient ID Re-attending within 3 months - Children	150	1,668	9.0%	10.3%	11.9%	11.8%
% of FP17s for the same patient ID Re-attending within 3 months - Adults	639	4,595	13.9%	16.0%	16.9%	15.7%
% of FP17s for the same patient ID Re-attending between 3 & 9 months - Children	696	1,668	41.7%	48.6%	48.9%	58.9%
% of FP17s for the same patient ID Re-attending between 3 & 9 months - Adults	1,643	4,595	35.8%	38.3%	38.9%	50.8%
% of FP17s for Band 1 Urgent Courses	597	5,968	10.0%	11.1%	10.7%	9.1%
% of FP17s Relating to Free Repair or Replacements	13	5,968	0.2%	0.5%	0.5%	0.8%
% of FP17s Relating to Continuations	81	5,968	1.4%	0.5%	0.7%	0.9%
% of Patients satisfied with the dentistry they have received	2	2	N/A	86.8%	89.1%	92.5%
% of Patients satisfied with the time they had to wait for an appointment	2	2	N/A	83.1%	83.1%	87.0%

* This is based on patients treated on this contract for their most recent course of treatment. Figures in italics indicate the base number of FP17s or Patient Questionnaire responses are less than 100. N/A is shown where the base number of responses is less than 10 during the period. % is calculated as Quantity/Base number*100

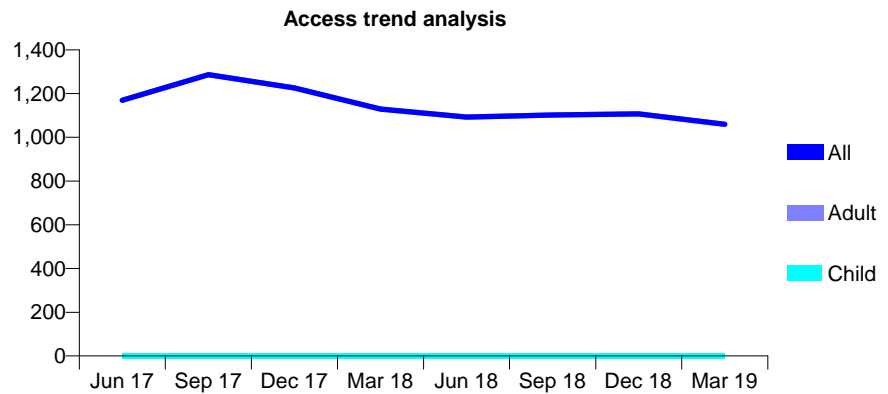
Q62 - Vital Signs At a Glance Contract Report for 102830/0001 - March 2019

Name or company name	Dr G Kataria
Contract type name	PDS Contract
Purpose of contract	General
Contract start date	01/04/2006
Contract end date	31/03/2019

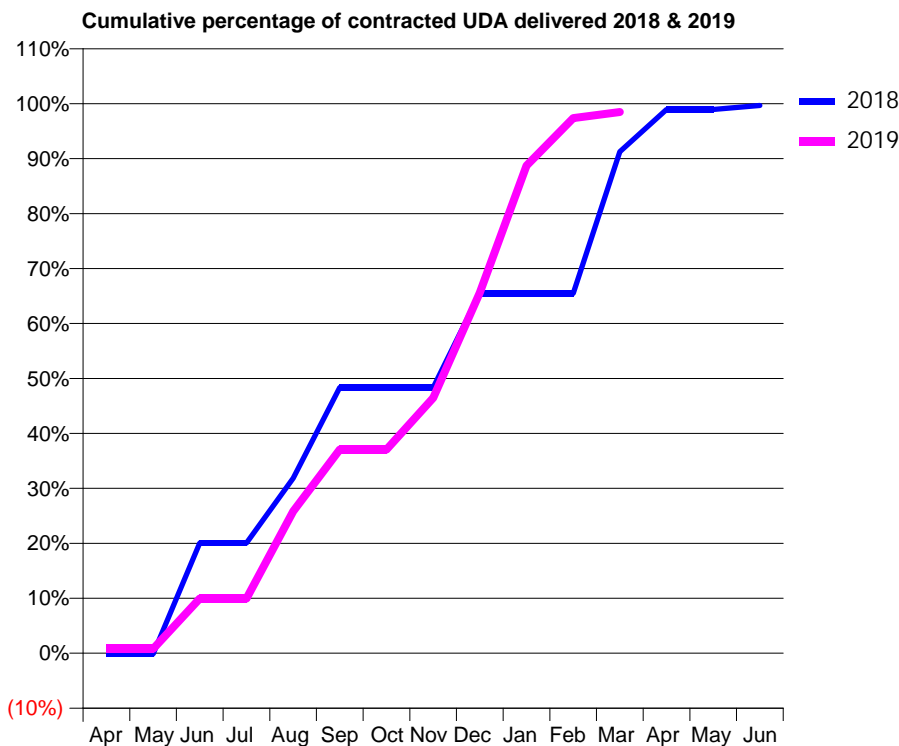
18/19 Contracted general activity (UDA)	2,432
Carry forward general activity (UDA)	8
18/19 Contracted orthodontic activity (UOA)	0
Carry forward orthodontic activity (UOA)	0
Baseline contract value	£106,522.92

ACCESS*

Patients seen in 24 months	Total	Change since previous quarter
Quarter ending March 2018	1,129	
Quarter ending June 2018	1,092	↓
Quarter ending September 2018	1,102	→
Quarter ending December 2018	1,107	→
Quarter ending March 2019	1,060	↓
Variance since March 2018	(6.1%)	↓



ACTIVITY



Month	Adjusted Scheduled Activity (UDA)	
	2018	2019
April	-4	20
May	-4	20
June	488	242
July	488	242
August	775	627
September	1,176	902
October	1,176	902
November	1,176	1,130
December	1,593	1,595
January	1,593	2,158
February	1,593	2,368
March	2,219	2,395
April	2,406	
May	2,406	
June	2,424	

QUALITY

	Quantity	Base Number	Contract	AT	Region	England
% of FP17s for the same patient ID Re-attending within 3 months - Children	0	0	N/A	10.3%	11.9%	11.8%
% of FP17s for the same patient ID Re-attending within 3 months - Adults	148	1,108	13.4%	16.0%	16.9%	15.7%
% of FP17s for the same patient ID Re-attending between 3 & 9 months - Children	0	0	N/A	48.6%	48.9%	58.9%
% of FP17s for the same patient ID Re-attending between 3 & 9 months - Adults	393	1,108	35.5%	38.3%	38.9%	50.8%
% of FP17s for Band 1 Urgent Courses	72	1,026	7.0%	11.1%	10.7%	9.1%
% of FP17s Relating to Free Repair or Replacements	0	1,026	0.0%	0.5%	0.5%	0.8%
% of FP17s Relating to Continuations	0	1,026	0.0%	0.5%	0.7%	0.9%
% of Patients satisfied with the dentistry they have received	0	0	N/A	86.8%	89.1%	92.5%
% of Patients satisfied with the time they had to wait for an appointment	0	0	N/A	83.1%	83.1%	87.0%

* This is based on patients treated on this contract for their most recent course of treatment.

Figures in italics indicate the base number of FP17s or Patient Questionnaire responses are less than 100. N/A is shown where the base number of responses is less than 10 during the period. % is calculated as Quantity/Base number*100

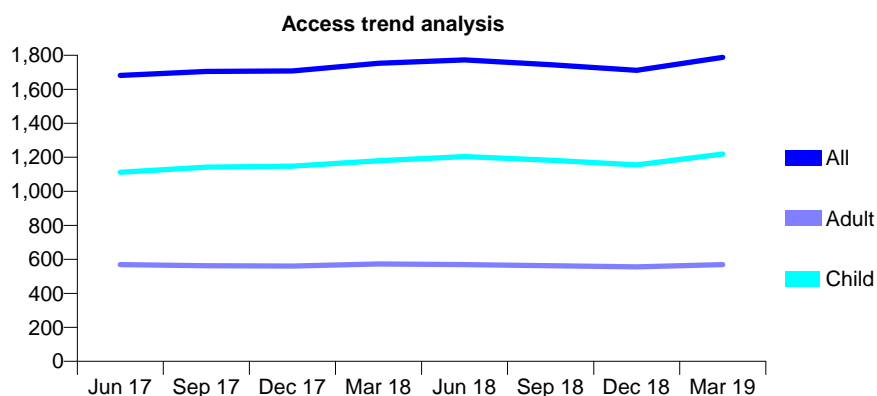
Q62 - Vital Signs At a Glance Contract Report for 106240/0001 - March 2019

Name or company name	Dr T Tikam & Dr S Ramchandani
Contract type name	GDS Contract
Purpose of contract	General
Contract start date	01/04/2015
Contract end date	

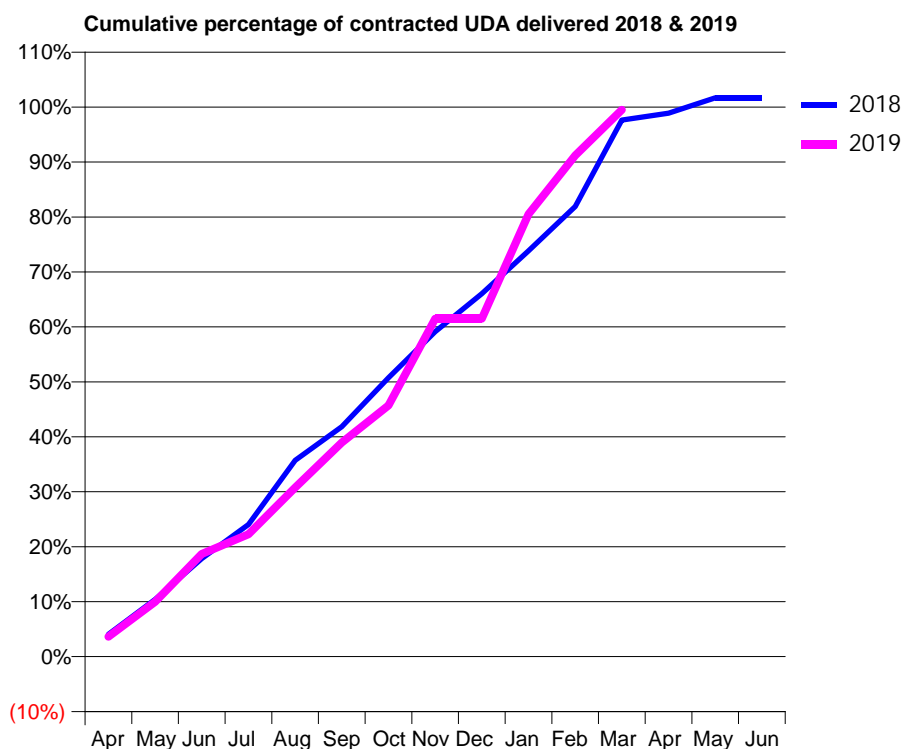
18/19 Contracted general activity (UDA)	3,739
Carry forward general activity (UDA)	-63
18/19 Contracted orthodontic activity (UOA)	0
Carry forward orthodontic activity (UOA)	0
Baseline contract value	£106,892.28

ACCESS*

Patients seen in 24 months	Total	Change since previous quarter
Quarter ending March 2018	1,753	
Quarter ending June 2018	1,773	→
Quarter ending September 2018	1,745	↓
Quarter ending December 2018	1,712	↓
Quarter ending March 2019	1,788	↑
Variance since March 2018	2.0%	→



ACTIVITY



Month	Adjusted Scheduled Activity (UDA)	
	2018	2019
April	152	136
May	389	373
June	667	699
July	899	832
August	1,335	1,151
September	1,564	1,456
October	1,898	1,709
November	2,211	2,299
December	2,470	2,299
January	2,760	3,010
February	3,063	3,410
March	3,651	3,720
April	3,697	
May	3,802	
June	3,802	

QUALITY

	Quantity	Base Number	Contract	AT	Region	England
% of FP17s for the same patient ID Re-attending within 3 months - Children	102	1,744	5.8%	10.3%	11.9%	11.8%
% of FP17s for the same patient ID Re-attending within 3 months - Adults	109	621	17.6%	16.0%	16.9%	15.7%
% of FP17s for the same patient ID Re-attending between 3 & 9 months - Children	1,003	1,744	57.5%	48.6%	48.9%	58.9%
% of FP17s for the same patient ID Re-attending between 3 & 9 months - Adults	291	621	46.9%	38.3%	38.9%	50.8%
% of FP17s for Band 1 Urgent Courses	85	2,292	3.7%	11.1%	10.7%	9.1%
% of FP17s Relating to Free Repair or Replacements	1	2,292	0.0%	0.5%	0.5%	0.8%
% of FP17s Relating to Continuations	1	2,292	0.0%	0.5%	0.7%	0.9%
% of Patients satisfied with the dentistry they have received	0	0	N/A	86.8%	89.1%	92.5%
% of Patients satisfied with the time they had to wait for an appointment	0	0	N/A	83.1%	83.1%	87.0%

* This is based on patients treated on this contract for their most recent course of treatment. Figures in italics indicate the base number of FP17s or Patient Questionnaire responses are less than 100. N/A is shown where the base number of responses is less than 10 during the period. % is calculated as Quantity/Base number*100

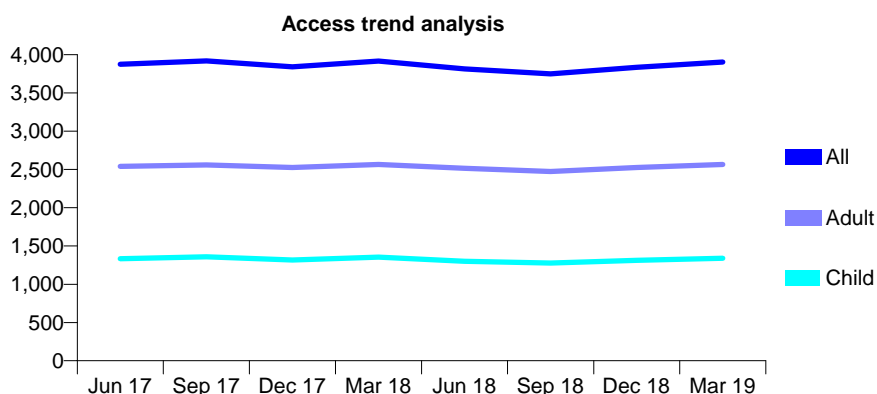
Q62 - Vital Signs At a Glance Contract Report for 107042/0001 - March 2019

Name or company name	Sudhir Thakerar & Partners
Contract type name	GDS Contract
Purpose of contract	General
Contract start date	01/08/2014
Contract end date	

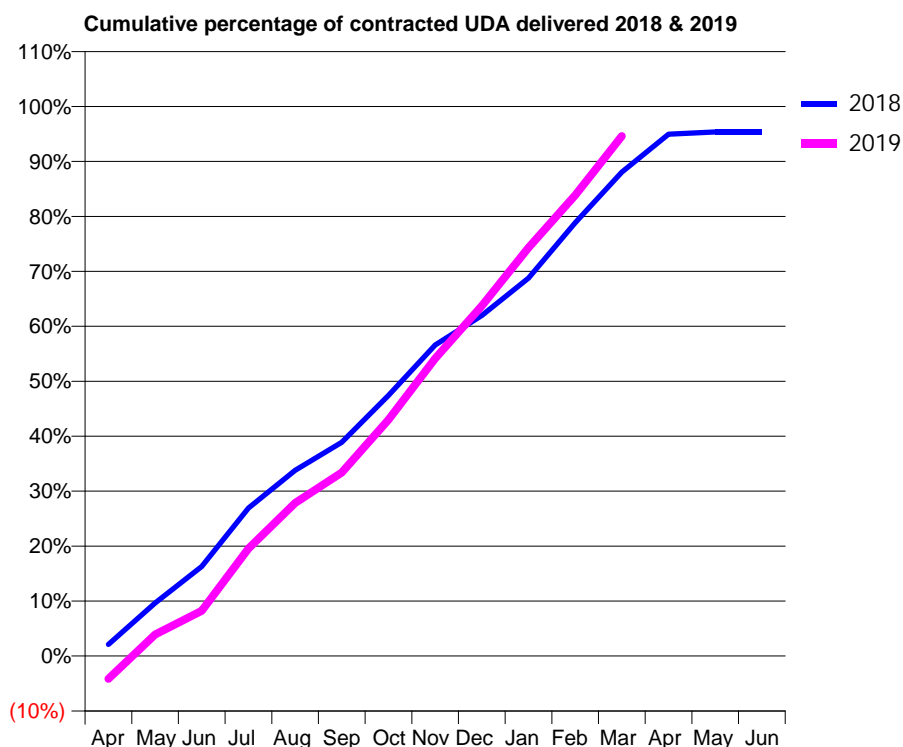
18/19 Contracted general activity (UDA)	10,073
Carry forward general activity (UDA)	468
18/19 Contracted orthodontic activity (UOA)	0
Carry forward orthodontic activity (UOA)	0
Baseline contract value	£287,545.32

ACCESS*

Patients seen in 24 months	Total	Change since previous quarter
Quarter ending March 2018	3,917	
Quarter ending June 2018	3,814	↓
Quarter ending September 2018	3,749	↓
Quarter ending December 2018	3,835	↑
Quarter ending March 2019	3,904	→
Variance since March 2018	(0.3%)	→



ACTIVITY



Month	Adjusted Scheduled Activity (UDA)	
	2018	2019
April	213	-419
May	972	394
June	1,640	831
July	2,713	1,972
August	3,403	2,806
September	3,916	3,365
October	4,778	4,333
November	5,702	5,456
December	6,242	6,418
January	6,928	7,483
February	7,944	8,447
March	8,870	9,529
April	9,563	
May	9,605	
June	9,605	

QUALITY

	Quantity	Base Number	Contract	AT	Region	England
% of FP17s for the same patient ID Re-attending within 3 months - Children	209	1,733	12.1%	10.3%	11.9%	11.8%
% of FP17s for the same patient ID Re-attending within 3 months - Adults	605	3,113	19.4%	16.0%	16.9%	15.7%
% of FP17s for the same patient ID Re-attending between 3 & 9 months - Children	683	1,733	39.4%	48.6%	48.9%	58.9%
% of FP17s for the same patient ID Re-attending between 3 & 9 months - Adults	1,156	3,113	37.1%	38.3%	38.9%	50.8%
% of FP17s for Band 1 Urgent Courses	721	4,580	15.7%	11.1%	10.7%	9.1%
% of FP17s Relating to Free Repair or Replacements	28	4,580	0.6%	0.5%	0.5%	0.8%
% of FP17s Relating to Continuations	52	4,580	1.1%	0.5%	0.7%	0.9%
% of Patients satisfied with the dentistry they have received	1	1	N/A	86.8%	89.1%	92.5%
% of Patients satisfied with the time they had to wait for an appointment	1	1	N/A	83.1%	83.1%	87.0%

* This is based on patients treated on this contract for their most recent course of treatment. Figures in italics indicate the base number of FP17s or Patient Questionnaire responses are less than 100. N/A is shown where the base number of responses is less than 10 during the period. % is calculated as Quantity/Base number*100

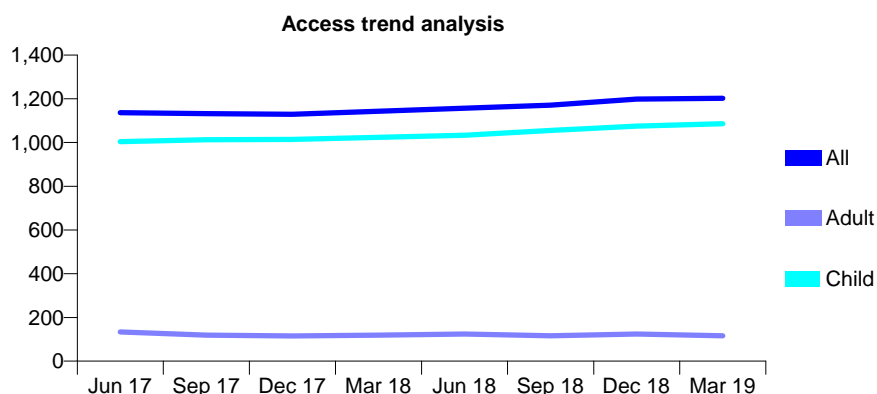
Q62 - Vital Signs At a Glance Contract Report for 107565/0001 - March 2019

Name or company name	Mrs UP Patel & Mrs N Patel
Contract type name	GDS Contract
Purpose of contract	General
Contract start date	01/04/2014
Contract end date	

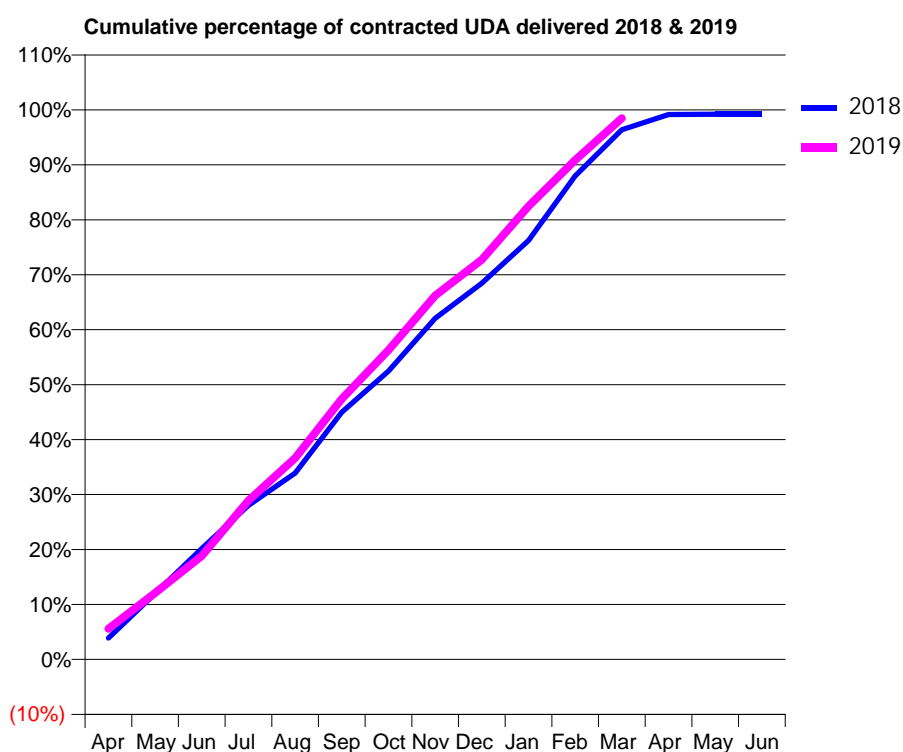
18/19 Contracted general activity (UDA)	2,597
Carry forward general activity (UDA)	21
18/19 Contracted orthodontic activity (UOA)	0
Carry forward orthodontic activity (UOA)	0
Baseline contract value	£61,759.14

ACCESS*

Patients seen in 24 months	Total	Change since previous quarter
Quarter ending March 2018	1,143	
Quarter ending June 2018	1,157	→
Quarter ending September 2018	1,171	→
Quarter ending December 2018	1,199	↑
Quarter ending March 2019	1,202	→
Variance since March 2018	5.2%	↑



ACTIVITY



Month	2018	2019
April	101	145
May	312	314
June	524	489
July	728	751
August	881	952
September	1,168	1,231
October	1,363	1,462
November	1,612	1,719
December	1,778	1,889
January	1,980	2,142
February	2,285	2,360
March	2,503	2,558
April	2,575	
May	2,576	
June	2,576	

QUALITY

	Quantity	Base Number	Contract	AT	Region	England
% of FP17s for the same patient ID Re-attending within 3 months - Children	250	1,855	13.5%	10.3%	11.9%	11.8%
% of FP17s for the same patient ID Re-attending within 3 months - Adults	5	60	8.3%	16.0%	16.9%	15.7%
% of FP17s for the same patient ID Re-attending between 3 & 9 months - Children	1,115	1,855	60.1%	48.6%	48.9%	58.9%
% of FP17s for the same patient ID Re-attending between 3 & 9 months - Adults	45	60	75.0%	38.3%	38.9%	50.8%
% of FP17s for Band 1 Urgent Courses	53	1,860	2.8%	11.1%	10.7%	9.1%
% of FP17s Relating to Free Repair or Replacements	2	1,860	0.1%	0.5%	0.5%	0.8%
% of FP17s Relating to Continuations	1	1,860	0.1%	0.5%	0.7%	0.9%
% of Patients satisfied with the dentistry they have received	0	0	N/A	86.8%	89.1%	92.5%
% of Patients satisfied with the time they had to wait for an appointment	0	0	N/A	83.1%	83.1%	87.0%

* This is based on patients treated on this contract for their most recent course of treatment. Figures in italics indicate the base number of FP17s or Patient Questionnaire responses are less than 100. N/A is shown where the base number of responses is less than 10 during the period. % is calculated as Quantity/Base number*100

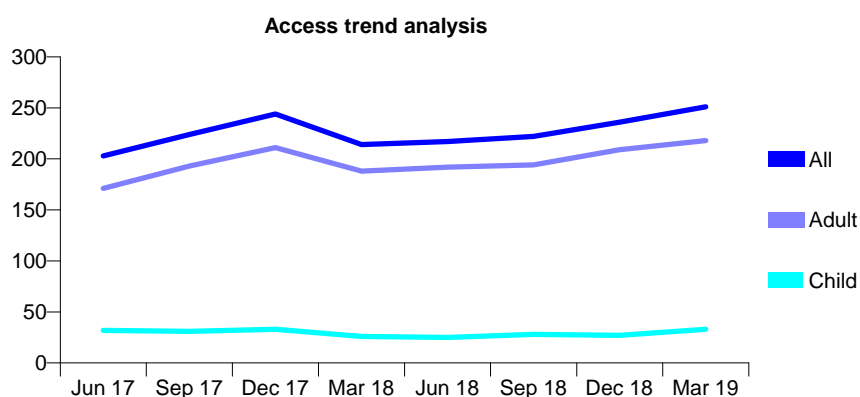
Q62 - Vital Signs At a Glance Contract Report for 108340/0001 - March 2019

Name or company name	Padayachee and Associates
Contract type name	GDS Contract
Purpose of contract	General
Contract start date	01/04/2011
Contract end date	

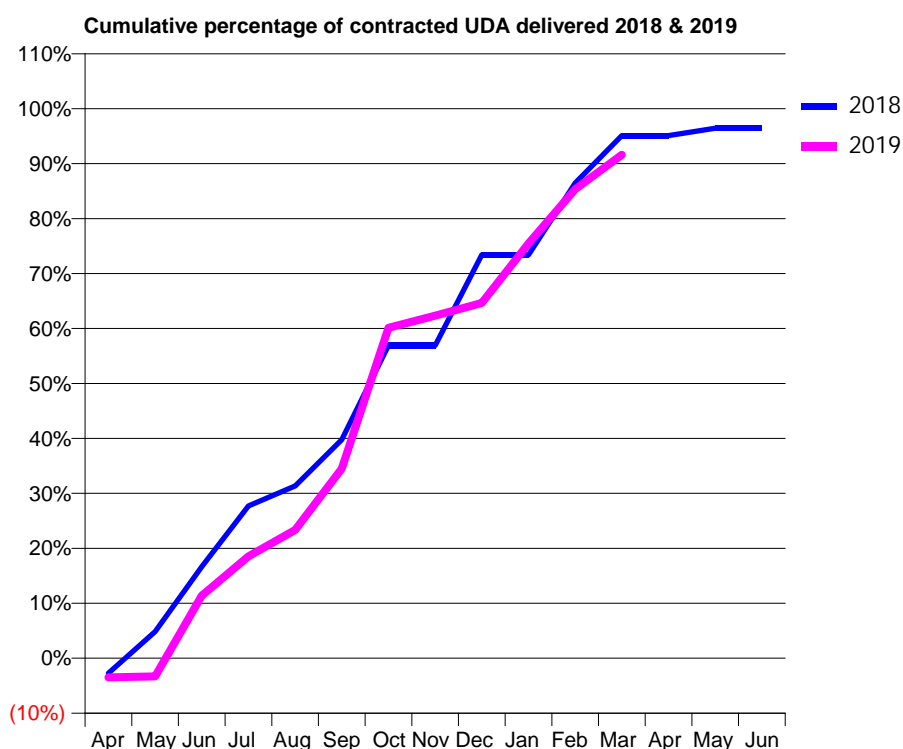
18/19 Contracted general activity (UDA)	655
Carry forward general activity (UDA)	23
18/19 Contracted orthodontic activity (UOA)	0
Carry forward orthodontic activity (UOA)	0
Baseline contract value	£15,761.65

ACCESS*

Patients seen in 24 months	Total	Change since previous quarter
Quarter ending March 2018	214	
Quarter ending June 2018	217	→
Quarter ending September 2018	222	↑
Quarter ending December 2018	236	↑
Quarter ending March 2019	251	↑
Variance since March 2018	17.3%	↑



ACTIVITY



Month	2018	2019
April	-18	-23
May	32	-22
June	109	74
July	181	121
August	205	153
September	260	226
October	373	394
November	373	408
December	481	423
January	481	494
February	566	559
March	623	600
April	623	
May	632	
June	632	

QUALITY

	Quantity	Base Number	Contract	AT	Region	England
% of FP17s for the same patient ID Re-attending within 3 months - Children	0	43	0.0%	10.3%	11.9%	11.8%
% of FP17s for the same patient ID Re-attending within 3 months - Adults	12	245	4.9%	16.0%	16.9%	15.7%
% of FP17s for the same patient ID Re-attending between 3 & 9 months - Children	6	43	14.0%	48.6%	48.9%	58.9%
% of FP17s for the same patient ID Re-attending between 3 & 9 months - Adults	18	245	7.3%	38.3%	38.9%	50.8%
% of FP17s for Band 1 Urgent Courses	60	285	21.1%	11.1%	10.7%	9.1%
% of FP17s Relating to Free Repair or Replacements	0	285	0.0%	0.5%	0.5%	0.8%
% of FP17s Relating to Continuations	0	285	0.0%	0.5%	0.7%	0.9%
% of Patients satisfied with the dentistry they have received	0	0	N/A	86.8%	89.1%	92.5%
% of Patients satisfied with the time they had to wait for an appointment	0	0	N/A	83.1%	83.1%	87.0%

* This is based on patients treated on this contract for their most recent course of treatment.

Figures in italics indicate the base number of FP17s or Patient Questionnaire responses are less than 100. N/A is shown where the base number of responses is less than 10 during the period. % is calculated as Quantity/Base number*100

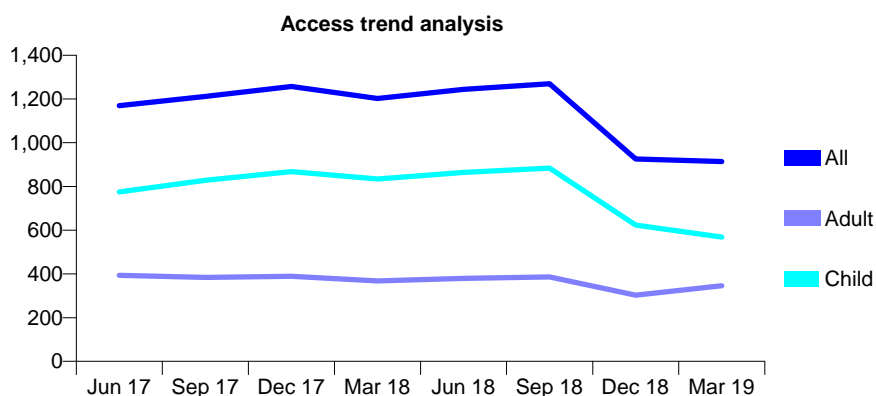
Q62 - Vital Signs At a Glance Contract Report for 108553/0001 - March 2019

Name or company name	MR MJ HUGHES & MISS K HUGHES
Contract type name	GDS Contract
Purpose of contract	General
Contract start date	01/09/2013
Contract end date	

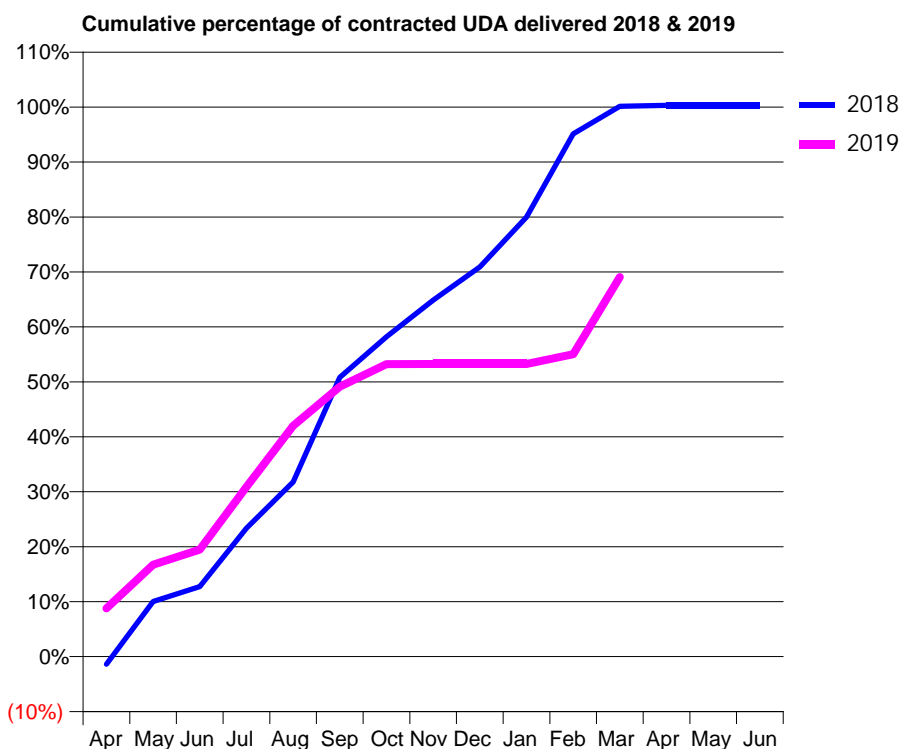
18/19 Contracted general activity (UDA)	2,507
Carry forward general activity (UDA)	-8
18/19 Contracted orthodontic activity (UOA)	0
Carry forward orthodontic activity (UOA)	0
Baseline contract value	£67,181.17

ACCESS*

Patients seen in 24 months	Total	Change since previous quarter
Quarter ending March 2018	1,202	
Quarter ending June 2018	1,244	↑
Quarter ending September 2018	1,270	↑
Quarter ending December 2018	926	↓
Quarter ending March 2019	914	↓
Variance since March 2018	(24.0%)	↓



ACTIVITY



Month	Adjusted Scheduled Activity (UDA)	
	2018	2019
April	-35	220
May	251	419
June	319	488
July	586	774
August	797	1,053
September	1,274	1,231
October	1,459	1,334
November	1,626	1,335
December	1,777	1,335
January	2,006	1,335
February	2,385	1,379
March	2,511	1,731
April	2,515	
May	2,515	
June	2,515	

QUALITY

	Quantity	Base Number	Contract	AT	Region	England
% of FP17s for the same patient ID Re-attending within 3 months - Children	19	845	2.2%	10.3%	11.9%	11.8%
% of FP17s for the same patient ID Re-attending within 3 months - Adults	5	258	1.9%	16.0%	16.9%	15.7%
% of FP17s for the same patient ID Re-attending between 3 & 9 months - Children	372	845	44.0%	48.6%	48.9%	58.9%
% of FP17s for the same patient ID Re-attending between 3 & 9 months - Adults	85	258	32.9%	38.3%	38.9%	50.8%
% of FP17s for Band 1 Urgent Courses	25	1,099	2.3%	11.1%	10.7%	9.1%
% of FP17s Relating to Free Repair or Replacements	2	1,099	0.2%	0.5%	0.5%	0.8%
% of FP17s Relating to Continuations	0	1,099	0.0%	0.5%	0.7%	0.9%
% of Patients satisfied with the dentistry they have received	0	0	N/A	86.8%	89.1%	92.5%
% of Patients satisfied with the time they had to wait for an appointment	0	0	N/A	83.1%	83.1%	87.0%

* This is based on patients treated on this contract for their most recent course of treatment. Figures in italics indicate the base number of FP17s or Patient Questionnaire responses are less than 100. N/A is shown where the base number of responses is less than 10 during the period. % is calculated as Quantity/Base number*100

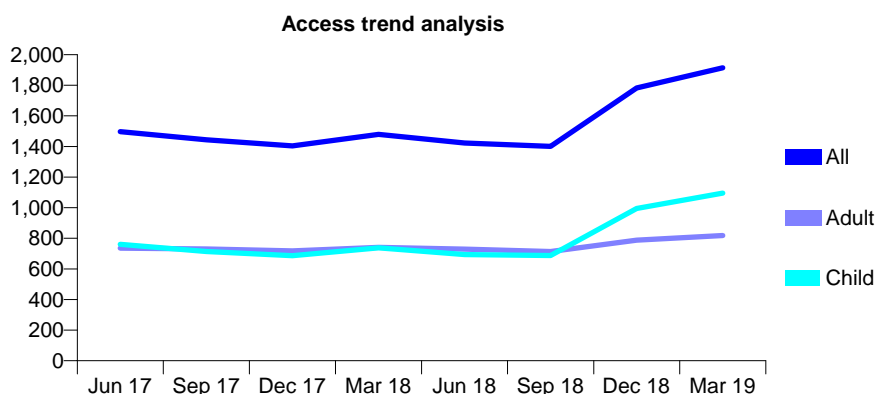
Q62 - Vital Signs At a Glance Contract Report for 108553/0003 - March 2019

Name or company name	MR MJ HUGHES & MISS K HUGHES
Contract type name	GDS Contract
Purpose of contract	General
Contract start date	01/04/2015
Contract end date	

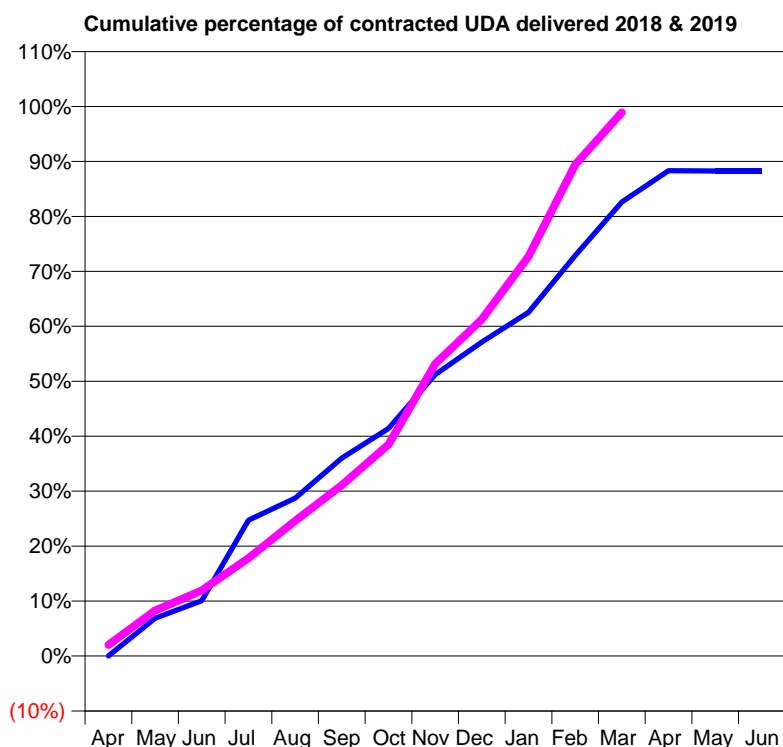
18/19 Contracted general activity (UDA)	4,500
Carry forward general activity (UDA)	0
18/19 Contracted orthodontic activity (UOA)	0
Carry forward orthodontic activity (UOA)	0
Baseline contract value	£113,136.06

ACCESS*

Patients seen in 24 months	Total	Change since previous quarter
Quarter ending March 2018	1,479	
Quarter ending June 2018	1,423	↓
Quarter ending September 2018	1,401	↓
Quarter ending December 2018	1,783	↑
Quarter ending March 2019	1,914	↑
Variance since March 2018	29.4%	↑



ACTIVITY



Month	Adjusted Scheduled Activity (UDA)	
	2018	2019
April	0	91
May	310	373
June	453	537
July	1,112	802
August	1,293	1,107
September	1,620	1,399
October	1,862	1,732
November	2,305	2,392
December	2,570	2,757
January	2,815	3,273
February	3,280	4,024
March	3,717	4,451
April	3,974	
May	3,971	
June	3,971	

QUALITY

	Quantity	Base Number	Contract	AT	Region	England
% of FP17s for the same patient ID Re-attending within 3 months - Children	92	1,527	6.0%	10.3%	11.9%	11.8%
% of FP17s for the same patient ID Re-attending within 3 months - Adults	102	1,158	8.8%	16.0%	16.9%	15.7%
% of FP17s for the same patient ID Re-attending between 3 & 9 months - Children	566	1,527	37.1%	48.6%	48.9%	58.9%
% of FP17s for the same patient ID Re-attending between 3 & 9 months - Adults	602	1,158	52.0%	38.3%	38.9%	50.8%
% of FP17s for Band 1 Urgent Courses	139	2,566	5.4%	11.1%	10.7%	9.1%
% of FP17s Relating to Free Repair or Replacements	16	2,566	0.6%	0.5%	0.5%	0.8%
% of FP17s Relating to Continuations	2	2,566	0.1%	0.5%	0.7%	0.9%
% of Patients satisfied with the dentistry they have received	3	3	N/A	86.8%	89.1%	92.5%
% of Patients satisfied with the time they had to wait for an appointment	3	3	N/A	83.1%	83.1%	87.0%

* This is based on patients treated on this contract for their most recent course of treatment. Figures in italics indicate the base number of FP17s or Patient Questionnaire responses are less than 100. N/A is shown where the base number of responses is less than 10 during the period. % is calculated as Quantity/Base number*100

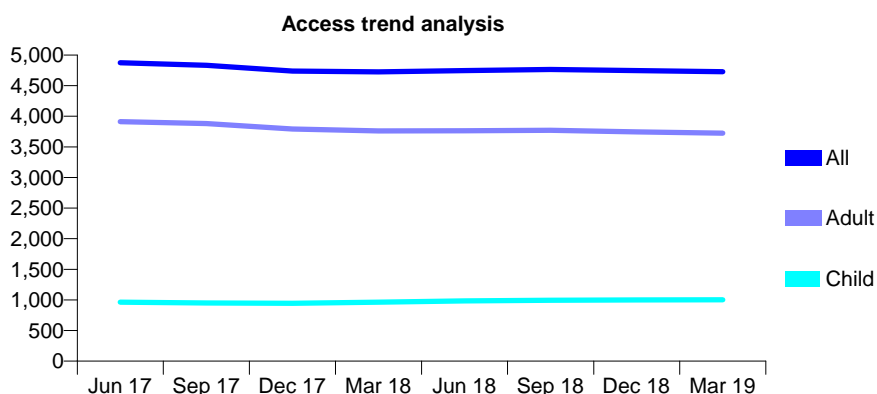
Q62 - Vital Signs At a Glance Contract Report for 109339/0001 - March 2019

Name or company name	M.A.Shepherd, C.Ruparelia & J.Ruparelia
Contract type name	Pilot Contract
Purpose of contract	General
Contract start date	01/02/2010
Contract end date	

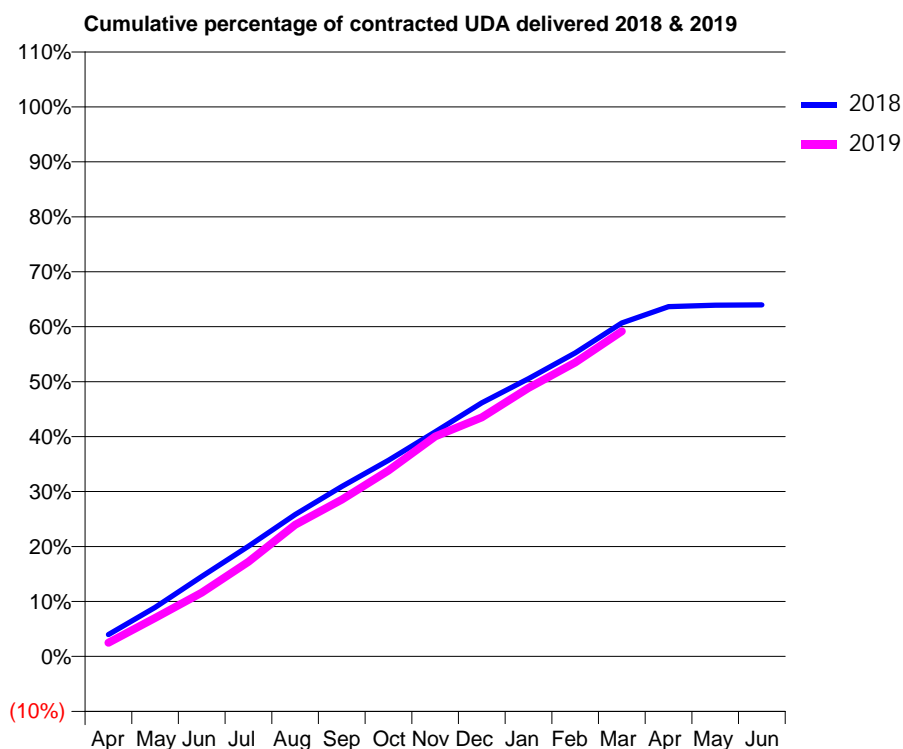
18/19 Contracted general activity (UDA)	15,936
Carry forward general activity (UDA)	0
18/19 Contracted orthodontic activity (UOA)	0
Carry forward orthodontic activity (UOA)	0
Baseline contract value	£401,385.92

ACCESS*

Patients seen in 24 months	Total	Change since previous quarter
Quarter ending March 2018	4,725	
Quarter ending June 2018	4,747	→
Quarter ending September 2018	4,765	→
Quarter ending December 2018	4,746	→
Quarter ending March 2019	4,728	→
Variance since March 2018	0.1%	→



ACTIVITY



Month	Adjusted Scheduled Activity (UDA)	
	2018	2019
April	638	395
May	1,423	1,115
June	2,320	1,852
July	3,195	2,743
August	4,111	3,820
September	4,923	4,544
October	5,688	5,387
November	6,514	6,380
December	7,354	6,934
January	8,055	7,785
February	8,801	8,525
March	9,671	9,431
April	10,141	
May	10,183	
June	10,192	

QUALITY

	Quantity	Base Number	Contract	AT	Region	England
% of FP17s for the same patient ID Re-attending within 3 months - Children	67	1,235	5.4%	10.3%	11.9%	11.8%
% of FP17s for the same patient ID Re-attending within 3 months - Adults	468	3,988	11.7%	16.0%	16.9%	15.7%
% of FP17s for the same patient ID Re-attending between 3 & 9 months - Children	502	1,235	40.6%	48.6%	48.9%	58.9%
% of FP17s for the same patient ID Re-attending between 3 & 9 months - Adults	1,244	3,988	31.2%	38.3%	38.9%	50.8%
% of FP17s for Band 1 Urgent Courses	609	5,008	12.2%	11.1%	10.7%	9.1%
% of FP17s Relating to Free Repair or Replacements	12	5,008	0.2%	0.5%	0.5%	0.8%
% of FP17s Relating to Continuations	9	5,008	0.2%	0.5%	0.7%	0.9%
% of Patients satisfied with the dentistry they have received	3	3	N/A	86.8%	89.1%	92.5%
% of Patients satisfied with the time they had to wait for an appointment	3	3	N/A	83.1%	83.1%	87.0%

* This is based on patients treated on this contract for their most recent course of treatment. Figures in italics indicate the base number of FP17s or Patient Questionnaire responses are less than 100. N/A is shown where the base number of responses is less than 10 during the period. % is calculated as Quantity/Base number*100

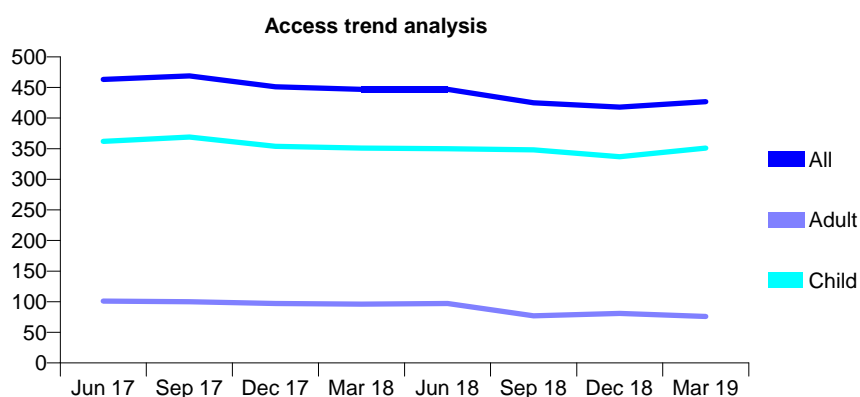
Q62 - Vital Signs At a Glance Contract Report for 110531/0001 - March 2019

Name or company name	STERLING DENTAL SURGERIES LTD
Contract type name	GDS Contract
Purpose of contract	General
Contract start date	01/04/2006
Contract end date	

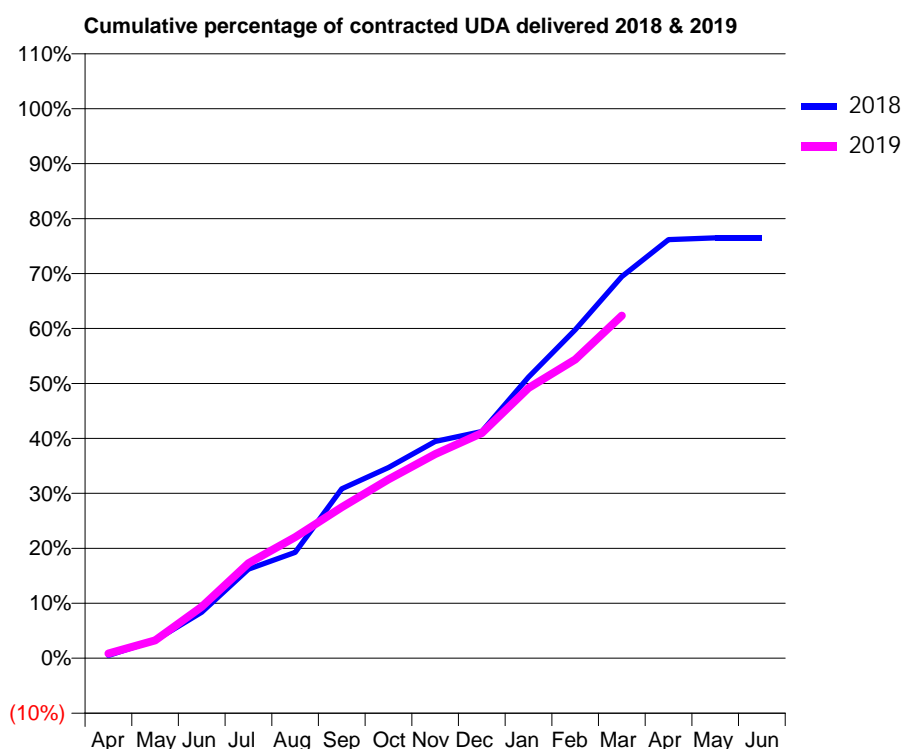
18/19 Contracted general activity (UDA)	1,165
Carry forward general activity (UDA)	0
18/19 Contracted orthodontic activity (UOA)	0
Carry forward orthodontic activity (UOA)	0
Baseline contract value	£27,188.22

ACCESS*

Patients seen in 24 months	Total	Change since previous quarter
Quarter ending March 2018	447	
Quarter ending June 2018	447	→
Quarter ending September 2018	425	↓
Quarter ending December 2018	418	↓
Quarter ending March 2019	427	↑
Variance since March 2018	(4.5%)	↓



ACTIVITY



Month	2018	2019
April	6	10
May	38	38
June	98	109
July	189	201
August	224	257
September	359	320
October	404	379
November	460	433
December	481	477
January	596	573
February	696	633
March	809	726
April	887	
May	891	
June	891	

QUALITY

	Quantity	Base Number	Contract	AT	Region	England
% of FP17s for the same patient ID Re-attending within 3 months - Children	28	445	6.3%	10.3%	11.9%	11.8%
% of FP17s for the same patient ID Re-attending within 3 months - Adults	3	51	5.9%	16.0%	16.9%	15.7%
% of FP17s for the same patient ID Re-attending between 3 & 9 months - Children	239	445	53.7%	48.6%	48.9%	58.9%
% of FP17s for the same patient ID Re-attending between 3 & 9 months - Adults	26	51	51.0%	38.3%	38.9%	50.8%
% of FP17s for Band 1 Urgent Courses	16	469	3.4%	11.1%	10.7%	9.1%
% of FP17s Relating to Free Repair or Replacements	0	469	0.0%	0.5%	0.5%	0.8%
% of FP17s Relating to Continuations	0	469	0.0%	0.5%	0.7%	0.9%
% of Patients satisfied with the dentistry they have received	2	2	N/A	86.8%	89.1%	92.5%
% of Patients satisfied with the time they had to wait for an appointment	2	2	N/A	83.1%	83.1%	87.0%

* This is based on patients treated on this contract for their most recent course of treatment.

Figures in italics indicate the base number of FP17s or Patient Questionnaire responses are less than 100. N/A is shown where the base number of responses is less than 10 during the period. % is calculated as Quantity/Base number*100

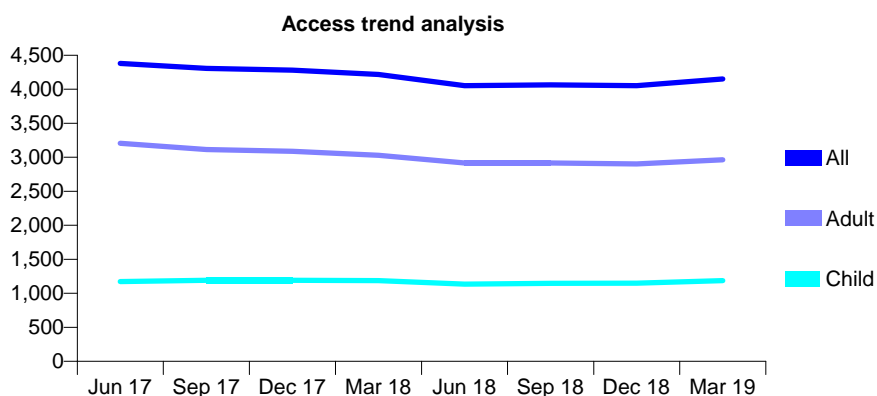
Q62 - Vital Signs At a Glance Contract Report for 110922/0001 - March 2019

Name or company name	Mr M H Bhatt
Contract type name	GDS Contract
Purpose of contract	General
Contract start date	01/07/2014
Contract end date	

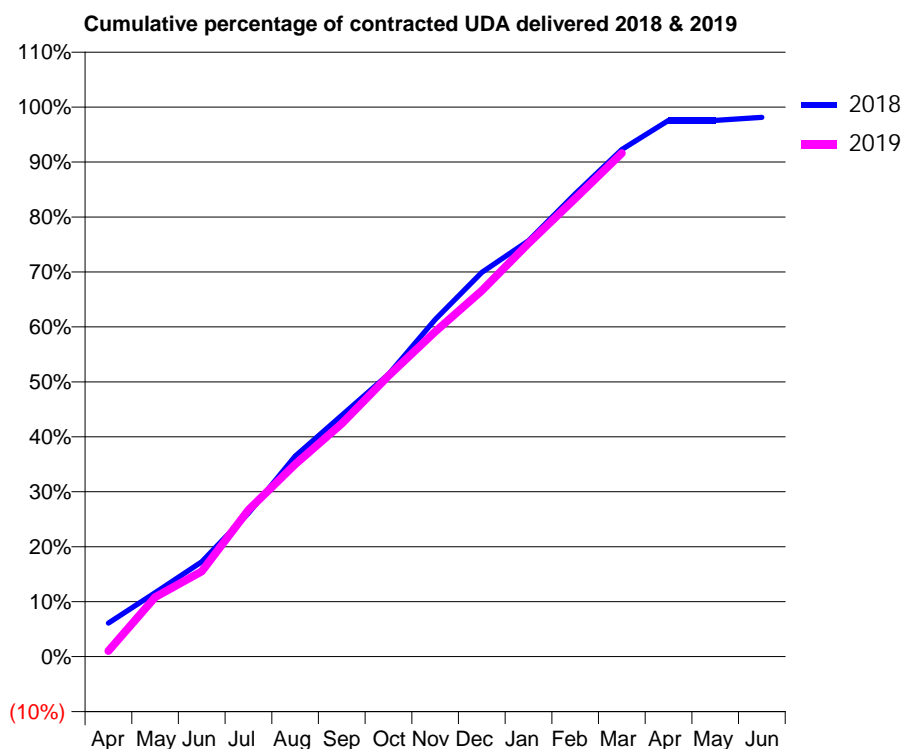
18/19 Contracted general activity (UDA)	13,288
Carry forward general activity (UDA)	249
18/19 Contracted orthodontic activity (UOA)	0
Carry forward orthodontic activity (UOA)	0
Baseline contract value	£375,976.86

ACCESS*

Patients seen in 24 months	Total	Change since previous quarter
Quarter ending March 2018	4,217	
Quarter ending June 2018	4,052	↓
Quarter ending September 2018	4,065	→
Quarter ending December 2018	4,053	→
Quarter ending March 2019	4,151	↑
Variance since March 2018	(1.6%)	↓



ACTIVITY



Month	Adjusted Scheduled Activity (UDA)	
	2018	2019
April	812	137
May	1,545	1,441
June	2,295	2,062
July	3,472	3,549
August	4,848	4,648
September	5,834	5,631
October	6,826	6,788
November	8,149	7,857
December	9,287	8,851
January	10,055	9,994
February	11,190	11,077
March	12,262	12,172
April	12,963	
May	12,964	
June	13,039	

QUALITY

	Quantity	Base Number	Contract	AT	Region	England
% of FP17s for the same patient ID Re-attending within 3 months - Children	111	1,399	7.9%	10.3%	11.9%	11.8%
% of FP17s for the same patient ID Re-attending within 3 months - Adults	592	3,119	19.0%	16.0%	16.9%	15.7%
% of FP17s for the same patient ID Re-attending between 3 & 9 months - Children	528	1,399	37.7%	48.6%	48.9%	58.9%
% of FP17s for the same patient ID Re-attending between 3 & 9 months - Adults	938	3,119	30.1%	38.3%	38.9%	50.8%
% of FP17s for Band 1 Urgent Courses	494	4,270	11.6%	11.1%	10.7%	9.1%
% of FP17s Relating to Free Repair or Replacements	31	4,270	0.7%	0.5%	0.5%	0.8%
% of FP17s Relating to Continuations	80	4,270	1.9%	0.5%	0.7%	0.9%
% of Patients satisfied with the dentistry they have received	1	1	N/A	86.8%	89.1%	92.5%
% of Patients satisfied with the time they had to wait for an appointment	0	1	N/A	83.1%	83.1%	87.0%

* This is based on patients treated on this contract for their most recent course of treatment. Figures in italics indicate the base number of FP17s or Patient Questionnaire responses are less than 100. N/A is shown where the base number of responses is less than 10 during the period. % is calculated as Quantity/Base number*100

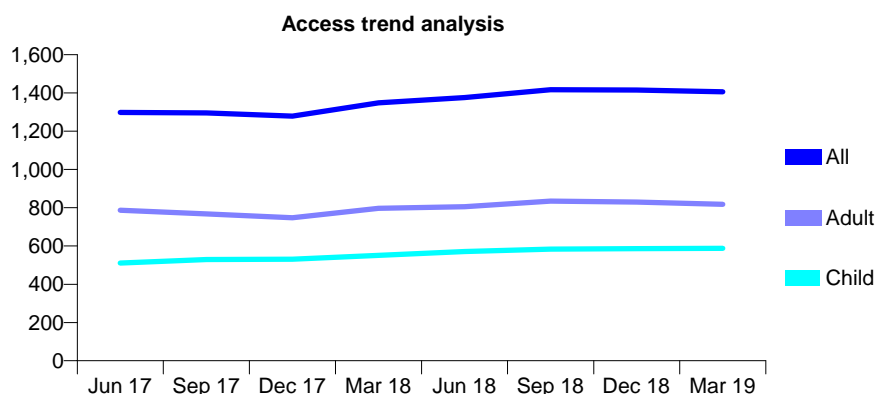
Q62 - Vital Signs At a Glance Contract Report for 112143/0001 - March 2019

Name or company name	Mr. G. Sumar & Mr. I. Gulamhusein
Contract type name	GDS Contract
Purpose of contract	General
Contract start date	01/07/2013
Contract end date	

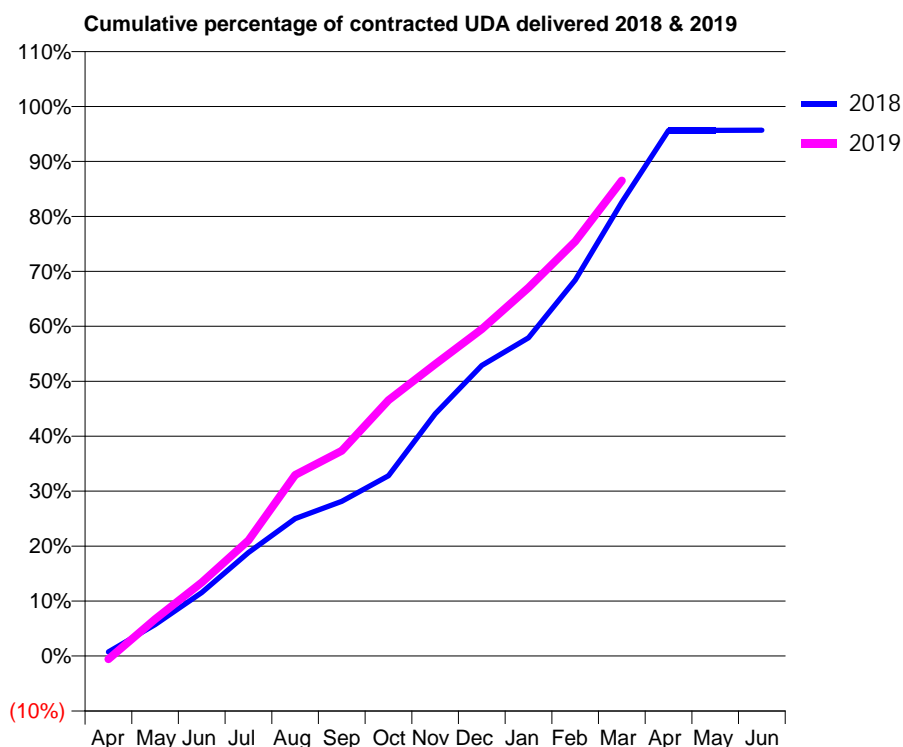
18/19 Contracted general activity (UDA)	4,565
Carry forward general activity (UDA)	198
18/19 Contracted orthodontic activity (UOA)	0
Carry forward orthodontic activity (UOA)	0
Baseline contract value	£130,455.97

ACCESS*

Patients seen in 24 months	Total	Change since previous quarter
Quarter ending March 2018	1,348	
Quarter ending June 2018	1,376	↑
Quarter ending September 2018	1,417	↑
Quarter ending December 2018	1,415	→
Quarter ending March 2019	1,406	→
Variance since March 2018	4.3%	↑



ACTIVITY



Month	Adjusted Scheduled Activity (UDA)	
	2018	2019
April	34	-27
May	262	306
June	527	611
July	859	961
August	1,141	1,505
September	1,286	1,705
October	1,498	2,125
November	2,012	2,424
December	2,413	2,715
January	2,644	3,060
February	3,124	3,444
March	3,769	3,949
April	4,366	
May	4,366	
June	4,367	

QUALITY

	Quantity	Base Number	Contract	AT	Region	England
% of FP17s for the same patient ID Re-attending within 3 months - Children	138	1,024	13.5%	10.3%	11.9%	11.8%
% of FP17s for the same patient ID Re-attending within 3 months - Adults	237	1,057	22.4%	16.0%	16.9%	15.7%
% of FP17s for the same patient ID Re-attending between 3 & 9 months - Children	610	1,024	59.6%	48.6%	48.9%	58.9%
% of FP17s for the same patient ID Re-attending between 3 & 9 months - Adults	450	1,057	42.6%	38.3%	38.9%	50.8%
% of FP17s for Band 1 Urgent Courses	243	1,921	12.6%	11.1%	10.7%	9.1%
% of FP17s Relating to Free Repair or Replacements	7	1,921	0.4%	0.5%	0.5%	0.8%
% of FP17s Relating to Continuations	5	1,921	0.3%	0.5%	0.7%	0.9%
% of Patients satisfied with the dentistry they have received	2	2	N/A	86.8%	89.1%	92.5%
% of Patients satisfied with the time they had to wait for an appointment	1	2	N/A	83.1%	83.1%	87.0%

* This is based on patients treated on this contract for their most recent course of treatment. Figures in italics indicate the base number of FP17s or Patient Questionnaire responses are less than 100. N/A is shown where the base number of responses is less than 10 during the period. % is calculated as Quantity/Base number*100

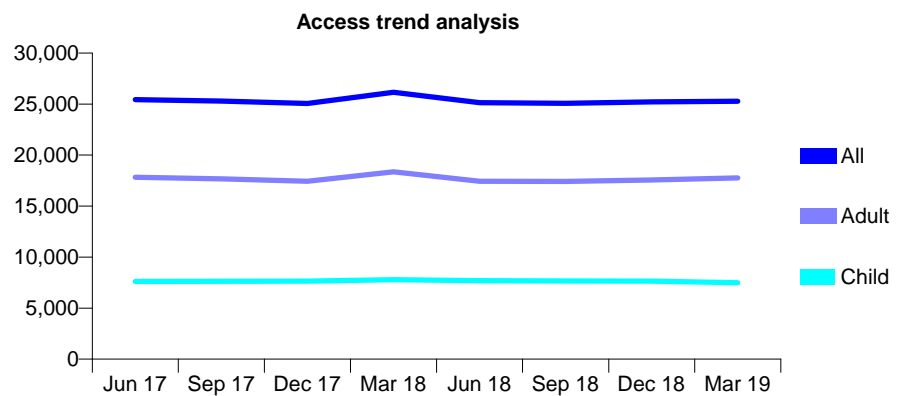
Q62 - Vital Signs At a Glance Contract Report for 112208/0001 - March 2019

Name or company name	Whitehouse Dental Practice Ltd
Contract type name	GDS Contract
Purpose of contract	General
Contract start date	01/02/2015
Contract end date	

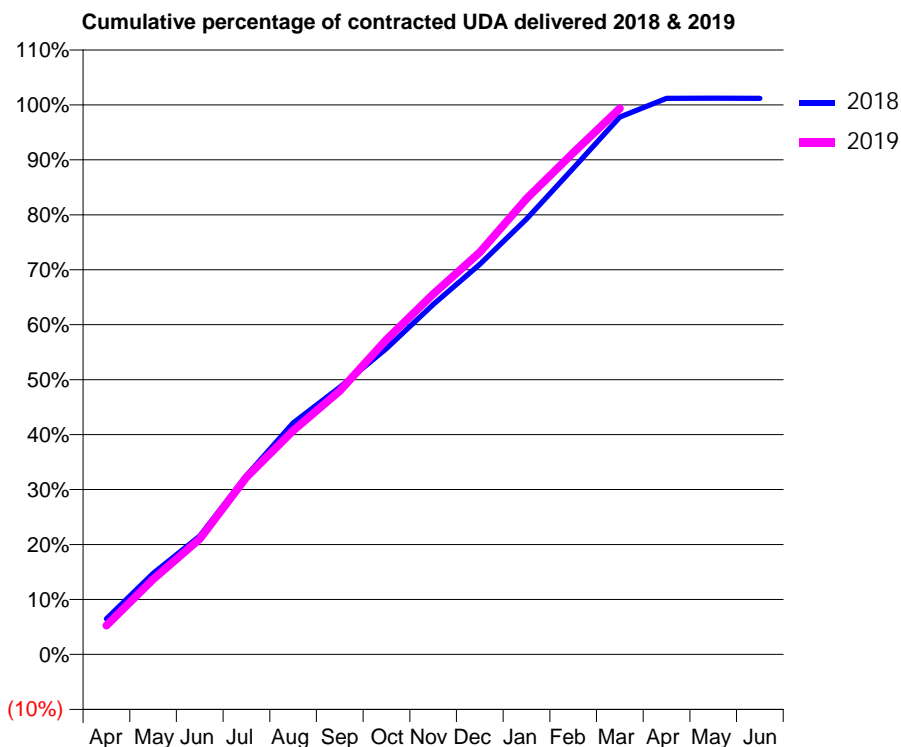
18/19 Contracted general activity (UDA)	64,941
Carry forward general activity (UDA)	-762
18/19 Contracted orthodontic activity (UOA)	0
Carry forward orthodontic activity (UOA)	0
Baseline contract value	£1,896,977.37

ACCESS*

Patients seen in 24 months	Total	Change since previous quarter
Quarter ending March 2018	26,150	
Quarter ending June 2018	25,127	↓
Quarter ending September 2018	25,083	→
Quarter ending December 2018	25,219	→
Quarter ending March 2019	25,271	→
Variance since March 2018	(3.4%)	↓



ACTIVITY



Month	2018	2019
April	4,208	3,412
May	9,587	8,881
June	13,983	13,645
July	21,140	20,945
August	27,355	26,457
September	31,576	31,127
October	36,156	37,214
November	41,343	42,593
December	46,107	47,528
January	51,451	53,856
February	57,445	59,283
March	63,498	64,516
April	65,700	
May	65,720	
June	65,703	

QUALITY

	Quantity	Base Number	Contract	AT	Region	England
% of FP17s for the same patient ID Re-attending within 3 months - Children	873	9,677	9.0%	10.3%	11.9%	11.8%
% of FP17s for the same patient ID Re-attending within 3 months - Adults	2,700	19,219	14.0%	16.0%	16.9%	15.7%
% of FP17s for the same patient ID Re-attending between 3 & 9 months - Children	4,194	9,677	43.3%	48.6%	48.9%	58.9%
% of FP17s for the same patient ID Re-attending between 3 & 9 months - Adults	5,842	19,219	30.4%	38.3%	38.9%	50.8%
% of FP17s for Band 1 Urgent Courses	5,056	27,921	18.1%	11.1%	10.7%	9.1%
% of FP17s Relating to Free Repair or Replacements	62	27,921	0.2%	0.5%	0.5%	0.8%
% of FP17s Relating to Continuations	50	27,921	0.2%	0.5%	0.7%	0.9%
% of Patients satisfied with the dentistry they have received	7	7	N/A	86.8%	89.1%	92.5%
% of Patients satisfied with the time they had to wait for an appointment	5	7	N/A	83.1%	83.1%	87.0%

* This is based on patients treated on this contract for their most recent course of treatment. Figures in italics indicate the base number of FP17s or Patient Questionnaire responses are less than 100. N/A is shown where the base number of responses is less than 10 during the period. % is calculated as Quantity/Base number*100

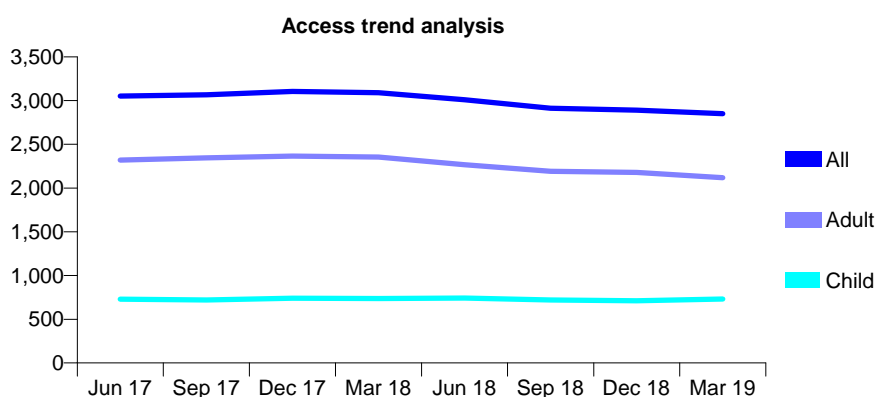
Q62 - Vital Signs At a Glance Contract Report for 113719/0001 - March 2019

Name or company name	Dr P Patel & Dr A Thethy
Contract type name	Pilot Contract
Purpose of contract	General
Contract start date	01/04/2014
Contract end date	

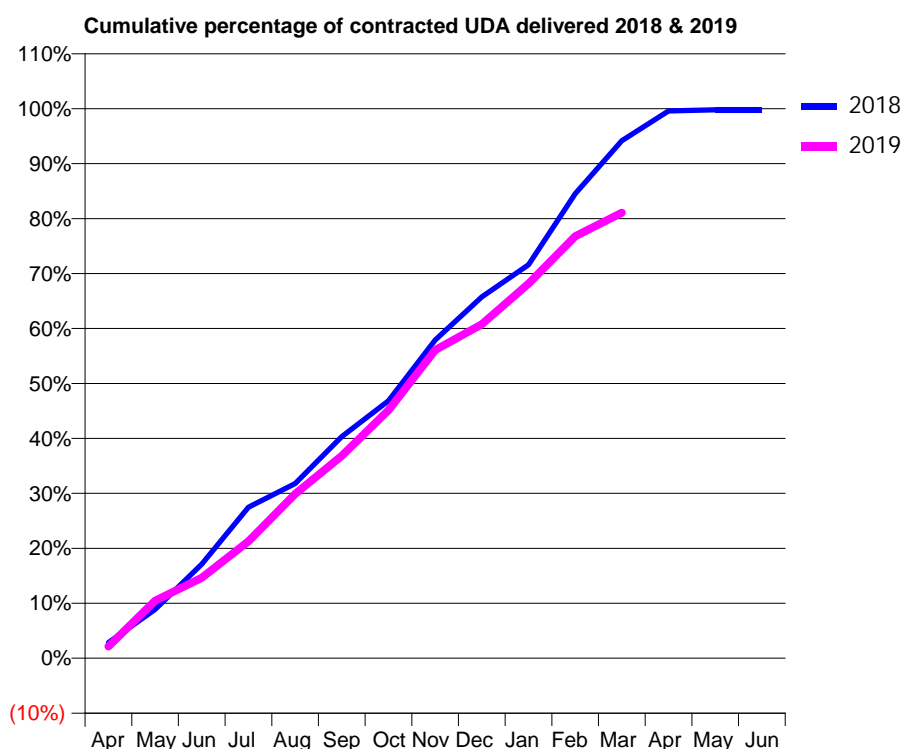
18/19 Contracted general activity (UDA)	10,050
Carry forward general activity (UDA)	20
18/19 Contracted orthodontic activity (UOA)	0
Carry forward orthodontic activity (UOA)	0
Baseline contract value	£313,262.35

ACCESS*

Patients seen in 24 months	Total	Change since previous quarter
Quarter ending March 2018	3,091	
Quarter ending June 2018	3,009	↓
Quarter ending September 2018	2,912	↓
Quarter ending December 2018	2,891	→
Quarter ending March 2019	2,850	↓
Variance since March 2018	(7.8%)	↓



ACTIVITY



Month	2018	2019
April	287	215
May	894	1,053
June	1,721	1,472
July	2,763	2,138
August	3,197	3,003
September	4,052	3,700
October	4,708	4,535
November	5,821	5,635
December	6,608	6,106
January	7,195	6,850
February	8,497	7,717
March	9,464	8,146
April	10,009	
May	10,030	
June	10,030	

QUALITY

	Quantity	Base Number	Contract	AT	Region	England
% of FP17s for the same patient ID Re-attending within 3 months - Children	31	730	4.2%	10.3%	11.9%	11.8%
% of FP17s for the same patient ID Re-attending within 3 months - Adults	239	1,954	12.2%	16.0%	16.9%	15.7%
% of FP17s for the same patient ID Re-attending between 3 & 9 months - Children	301	730	41.2%	48.6%	48.9%	58.9%
% of FP17s for the same patient ID Re-attending between 3 & 9 months - Adults	637	1,954	32.6%	38.3%	38.9%	50.8%
% of FP17s for Band 1 Urgent Courses	197	2,583	7.6%	11.1%	10.7%	9.1%
% of FP17s Relating to Free Repair or Replacements	6	2,583	0.2%	0.5%	0.5%	0.8%
% of FP17s Relating to Continuations	6	2,583	0.2%	0.5%	0.7%	0.9%
% of Patients satisfied with the dentistry they have received	1	1	N/A	86.8%	89.1%	92.5%
% of Patients satisfied with the time they had to wait for an appointment	1	1	N/A	83.1%	83.1%	87.0%

* This is based on patients treated on this contract for their most recent course of treatment. Figures in italics indicate the base number of FP17s or Patient Questionnaire responses are less than 100. N/A is shown where the base number of responses is less than 10 during the period. % is calculated as Quantity/Base number*100

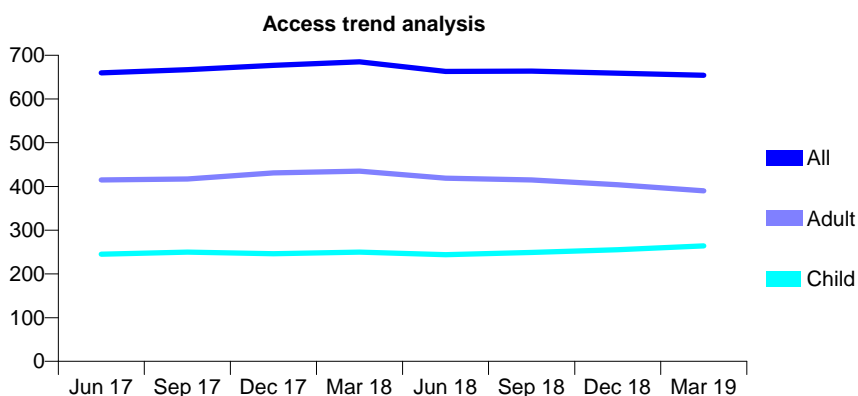
Q62 - Vital Signs At a Glance Contract Report for 114561/0001 - March 2019

Name or company name	Kenton Clinic
Contract type name	GDS Contract
Purpose of contract	General
Contract start date	01/09/2010
Contract end date	

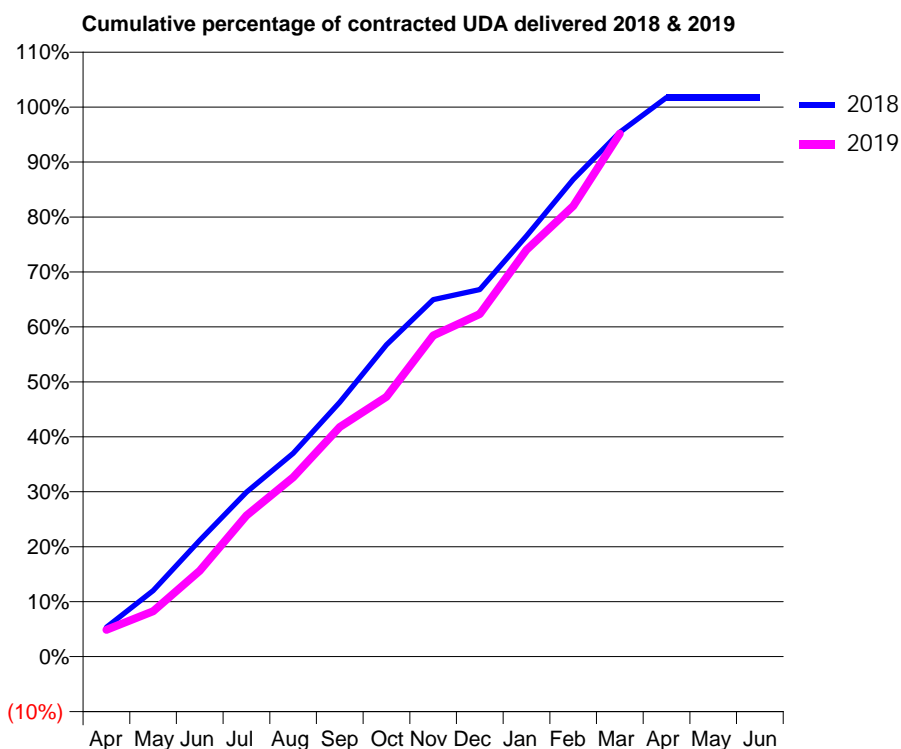
18/19 Contracted general activity (UDA)	1,658
Carry forward general activity (UDA)	-29
18/19 Contracted orthodontic activity (UOA)	0
Carry forward orthodontic activity (UOA)	0
Baseline contract value	£36,651.68

ACCESS*

Patients seen in 24 months	Total	Change since previous quarter
Quarter ending March 2018	685	
Quarter ending June 2018	663	↓
Quarter ending September 2018	664	→
Quarter ending December 2018	659	→
Quarter ending March 2019	654	→
Variance since March 2018	(4.5%)	↓



ACTIVITY



Month	Adjusted Scheduled Activity (UDA)	
	2018	2019
April	89	81
May	199	137
June	351	259
July	496	425
August	613	541
September	767	693
October	941	784
November	1,077	969
December	1,108	1,034
January	1,269	1,227
February	1,439	1,359
March	1,582	1,578
April	1,687	
May	1,687	
June	1,687	

QUALITY

	Quantity	Base Number	Contract	AT	Region	England
% of FP17s for the same patient ID Re-attending within 3 months - Children	22	392	5.6%	10.3%	11.9%	11.8%
% of FP17s for the same patient ID Re-attending within 3 months - Adults	56	439	12.8%	16.0%	16.9%	15.7%
% of FP17s for the same patient ID Re-attending between 3 & 9 months - Children	241	392	61.5%	48.6%	48.9%	58.9%
% of FP17s for the same patient ID Re-attending between 3 & 9 months - Adults	194	439	44.2%	38.3%	38.9%	50.8%
% of FP17s for Band 1 Urgent Courses	75	789	9.5%	11.1%	10.7%	9.1%
% of FP17s Relating to Free Repair or Replacements	2	789	0.3%	0.5%	0.5%	0.8%
% of FP17s Relating to Continuations	4	789	0.5%	0.5%	0.7%	0.9%
% of Patients satisfied with the dentistry they have received	0	0	N/A	86.8%	89.1%	92.5%
% of Patients satisfied with the time they had to wait for an appointment	0	0	N/A	83.1%	83.1%	87.0%

* This is based on patients treated on this contract for their most recent course of treatment. Figures in italics indicate the base number of FP17s or Patient Questionnaire responses are less than 100. N/A is shown where the base number of responses is less than 10 during the period. % is calculated as Quantity/Base number*100

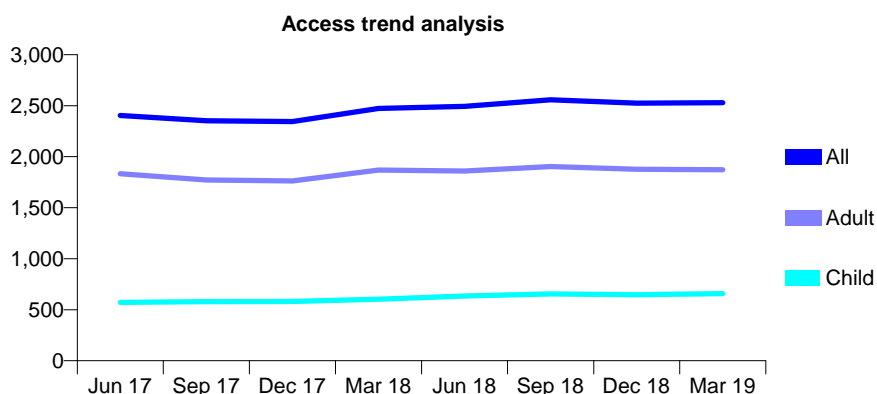
Q62 - Vital Signs At a Glance Contract Report for 115223/0001 - March 2019

Name or company name	Northfields Dental Practice
Contract type name	GDS Contract
Purpose of contract	General
Contract start date	01/07/2014
Contract end date	

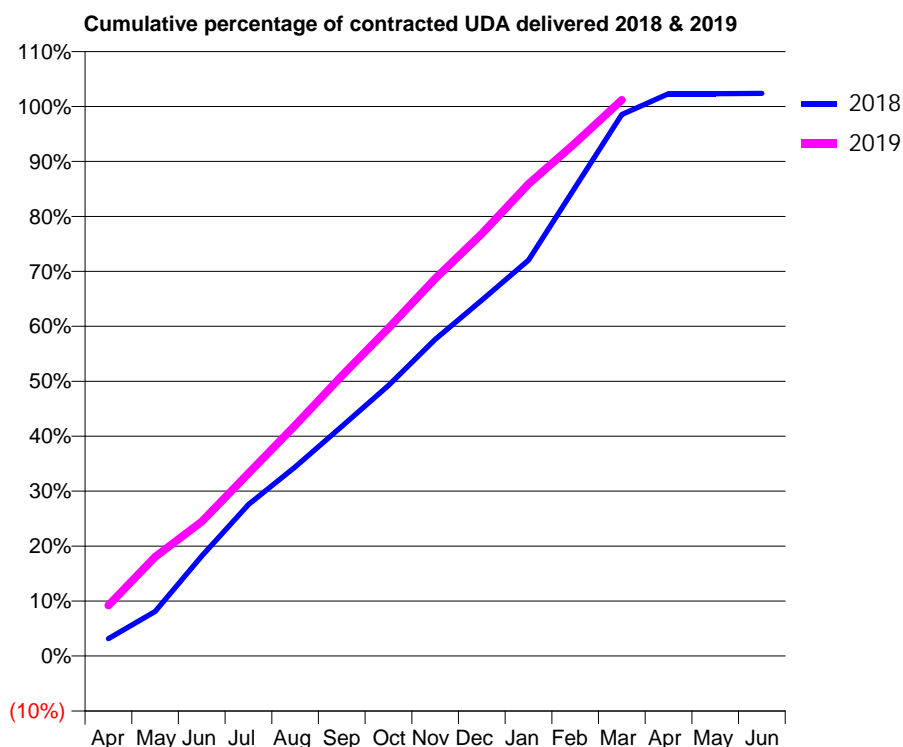
18/19 Contracted general activity (UDA)	5,933
Carry forward general activity (UDA)	-119
18/19 Contracted orthodontic activity (UOA)	0
Carry forward orthodontic activity (UOA)	0
Baseline contract value	£149,257.87

ACCESS*

Patients seen in 24 months	Total	Change since previous quarter
Quarter ending March 2018	2,472	
Quarter ending June 2018	2,494	→
Quarter ending September 2018	2,558	↑
Quarter ending December 2018	2,525	↓
Quarter ending March 2019	2,530	→
Variance since March 2018	2.3%	↑



ACTIVITY



Month	Adjusted Scheduled Activity (UDA)	
	2018	2019
April	187	547
May	482	1,070
June	1,080	1,450
July	1,635	1,973
August	2,043	2,492
September	2,479	3,024
October	2,921	3,540
November	3,418	4,075
December	3,843	4,559
January	4,275	5,096
February	5,062	5,538
March	5,846	6,003
April	6,071	
May	6,070	
June	6,073	

QUALITY

	Quantity	Base Number	Contract	AT	Region	England
% of FP17s for the same patient ID Re-attending within 3 months - Children	71	826	8.6%	10.3%	11.9%	11.8%
% of FP17s for the same patient ID Re-attending within 3 months - Adults	369	2,212	16.7%	16.0%	16.9%	15.7%
% of FP17s for the same patient ID Re-attending between 3 & 9 months - Children	356	826	43.1%	48.6%	48.9%	58.9%
% of FP17s for the same patient ID Re-attending between 3 & 9 months - Adults	901	2,212	40.7%	38.3%	38.9%	50.8%
% of FP17s for Band 1 Urgent Courses	380	2,950	12.9%	11.1%	10.7%	9.1%
% of FP17s Relating to Free Repair or Replacements	29	2,950	1.0%	0.5%	0.5%	0.8%
% of FP17s Relating to Continuations	7	2,950	0.2%	0.5%	0.7%	0.9%
% of Patients satisfied with the dentistry they have received	0	0	N/A	86.8%	89.1%	92.5%
% of Patients satisfied with the time they had to wait for an appointment	0	0	N/A	83.1%	83.1%	87.0%

* This is based on patients treated on this contract for their most recent course of treatment. Figures in italics indicate the base number of FP17s or Patient Questionnaire responses are less than 100. N/A is shown where the base number of responses is less than 10 during the period. % is calculated as Quantity/Base number*100

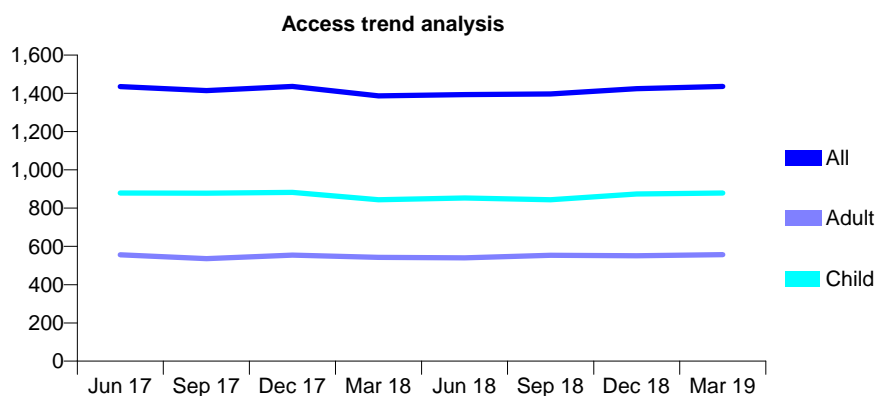
Q62 - Vital Signs At a Glance Contract Report for 115401/0001 - March 2019

Name or company name	M Ali, M Mawjee & A Paul
Contract type name	GDS Contract
Purpose of contract	General
Contract start date	01/06/2012
Contract end date	

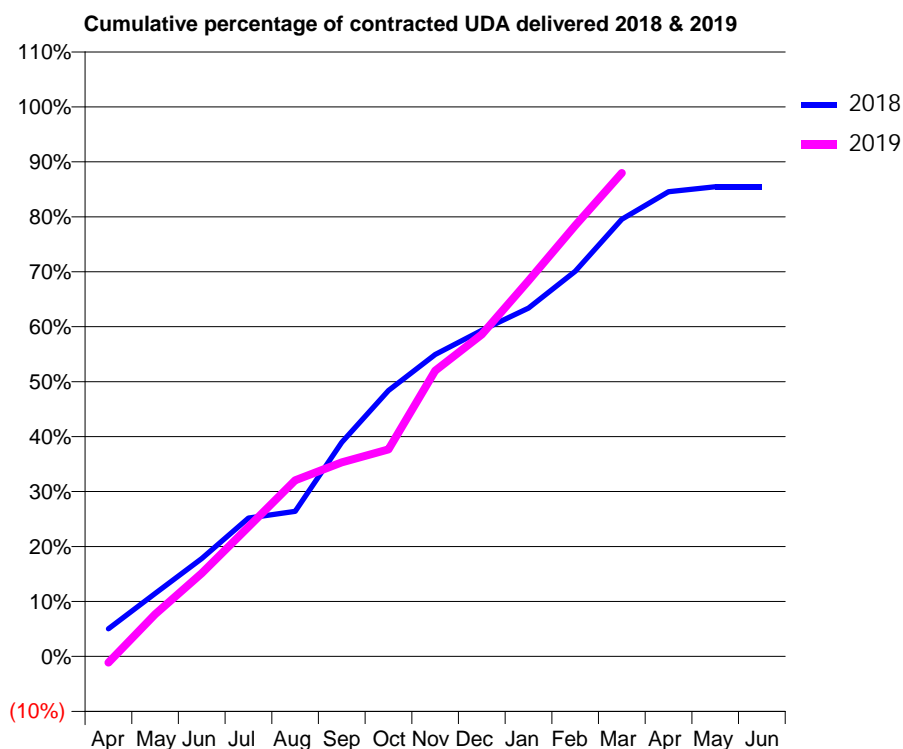
18/19 Contracted general activity (UDA)	3,005
Carry forward general activity (UDA)	120
18/19 Contracted orthodontic activity (UOA)	0
Carry forward orthodontic activity (UOA)	0
Baseline contract value	£68,657.83

ACCESS*

Patients seen in 24 months	Total	Change since previous quarter
Quarter ending March 2018	1,387	
Quarter ending June 2018	1,393	→
Quarter ending September 2018	1,397	→
Quarter ending December 2018	1,425	↑
Quarter ending March 2019	1,436	→
Variance since March 2018	3.5%	↑



ACTIVITY



Month	2018	2019
April	152	-34
May	344	231
June	535	455
July	757	709
August	794	963
September	1,171	1,061
October	1,455	1,132
November	1,651	1,562
December	1,783	1,760
January	1,905	2,055
February	2,106	2,356
March	2,390	2,643
April	2,541	
May	2,568	
June	2,568	

QUALITY

	Quantity	Base Number	Contract	AT	Region	England
% of FP17s for the same patient ID Re-attending within 3 months - Children	158	1,253	12.6%	10.3%	11.9%	11.8%
% of FP17s for the same patient ID Re-attending within 3 months - Adults	69	527	13.1%	16.0%	16.9%	15.7%
% of FP17s for the same patient ID Re-attending between 3 & 9 months - Children	630	1,253	50.3%	48.6%	48.9%	58.9%
% of FP17s for the same patient ID Re-attending between 3 & 9 months - Adults	134	527	25.4%	38.3%	38.9%	50.8%
% of FP17s for Band 1 Urgent Courses	95	1,705	5.6%	11.1%	10.7%	9.1%
% of FP17s Relating to Free Repair or Replacements	3	1,705	0.2%	0.5%	0.5%	0.8%
% of FP17s Relating to Continuations	3	1,705	0.2%	0.5%	0.7%	0.9%
% of Patients satisfied with the dentistry they have received	0	0	N/A	86.8%	89.1%	92.5%
% of Patients satisfied with the time they had to wait for an appointment	0	0	N/A	83.1%	83.1%	87.0%

* This is based on patients treated on this contract for their most recent course of treatment. Figures in italics indicate the base number of FP17s or Patient Questionnaire responses are less than 100. N/A is shown where the base number of responses is less than 10 during the period. % is calculated as Quantity/Base number*100

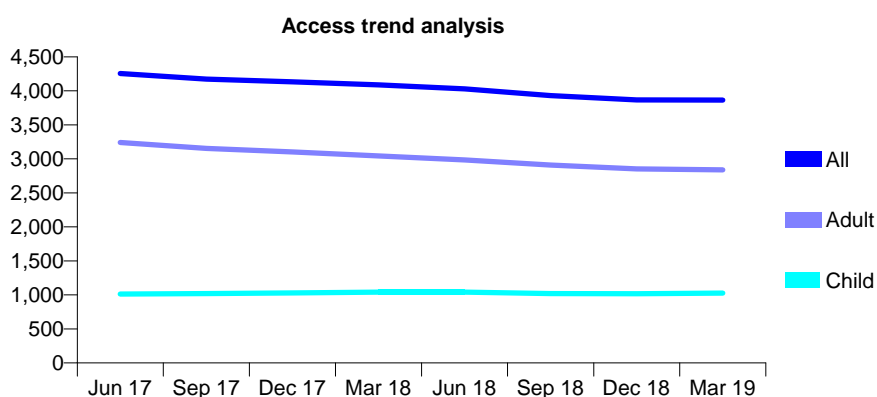
Q62 - Vital Signs At a Glance Contract Report for 116572/0001 - March 2019

Name or company name	Pearl Dental Care Centre
Contract type name	GDS Contract
Purpose of contract	General
Contract start date	01/01/2015
Contract end date	

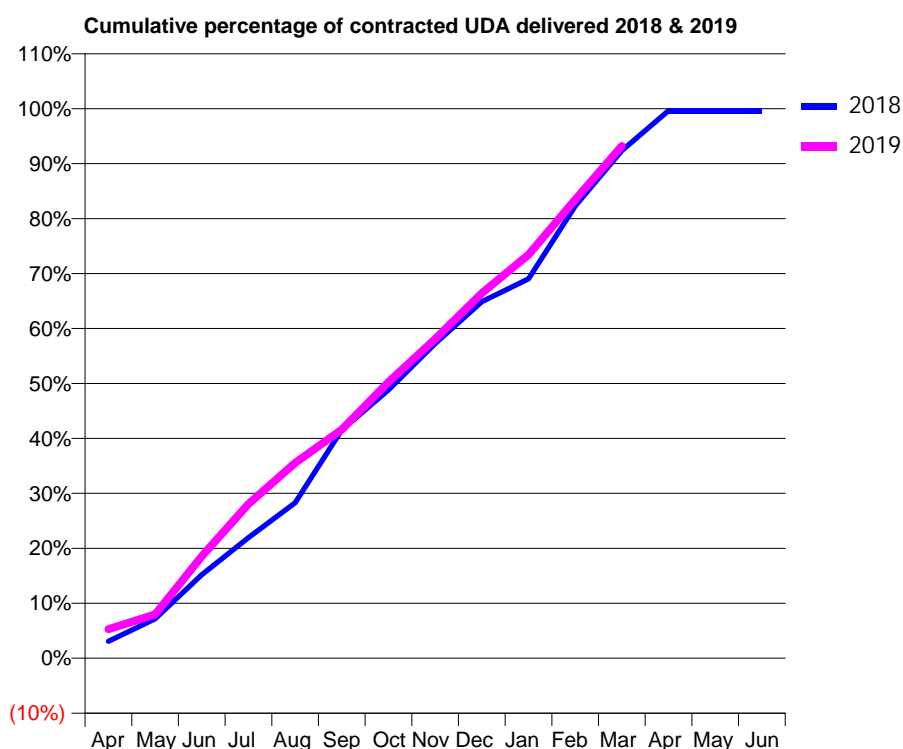
18/19 Contracted general activity (UDA)	13,336
Carry forward general activity (UDA)	45
18/19 Contracted orthodontic activity (UOA)	0
Carry forward orthodontic activity (UOA)	0
Baseline contract value	£316,597.73

ACCESS*

Patients seen in 24 months	Total	Change since previous quarter
Quarter ending March 2018	4,087	
Quarter ending June 2018	4,028	↓
Quarter ending September 2018	3,930	↓
Quarter ending December 2018	3,868	↓
Quarter ending March 2019	3,865	→
Variance since March 2018	(5.4%)	↓



ACTIVITY



Month	2018	2019
April	410	708
May	958	1,063
June	2,027	2,474
July	2,927	3,741
August	3,775	4,740
September	5,538	5,547
October	6,510	6,700
November	7,639	7,747
December	8,651	8,857
January	9,205	9,796
February	10,973	11,126
March	12,315	12,428
April	13,291	
May	13,291	
June	13,291	

QUALITY

	Quantity	Base Number	Contract	AT	Region	England
% of FP17s for the same patient ID Re-attending within 3 months - Children	146	1,718	8.5%	10.3%	11.9%	11.8%
% of FP17s for the same patient ID Re-attending within 3 months - Adults	526	3,822	13.8%	16.0%	16.9%	15.7%
% of FP17s for the same patient ID Re-attending between 3 & 9 months - Children	1,094	1,718	63.7%	48.6%	48.9%	58.9%
% of FP17s for the same patient ID Re-attending between 3 & 9 months - Adults	1,990	3,822	52.1%	38.3%	38.9%	50.8%
% of FP17s for Band 1 Urgent Courses	477	5,252	9.1%	11.1%	10.7%	9.1%
% of FP17s Relating to Free Repair or Replacements	59	5,252	1.1%	0.5%	0.5%	0.8%
% of FP17s Relating to Continuations	93	5,252	1.8%	0.5%	0.7%	0.9%
% of Patients satisfied with the dentistry they have received	2	2	N/A	86.8%	89.1%	92.5%
% of Patients satisfied with the time they had to wait for an appointment	2	2	N/A	83.1%	83.1%	87.0%

* This is based on patients treated on this contract for their most recent course of treatment.

Figures in italics indicate the base number of FP17s or Patient Questionnaire responses are less than 100. N/A is shown where the base number of responses is less than 10 during the period. % is calculated as Quantity/Base number*100

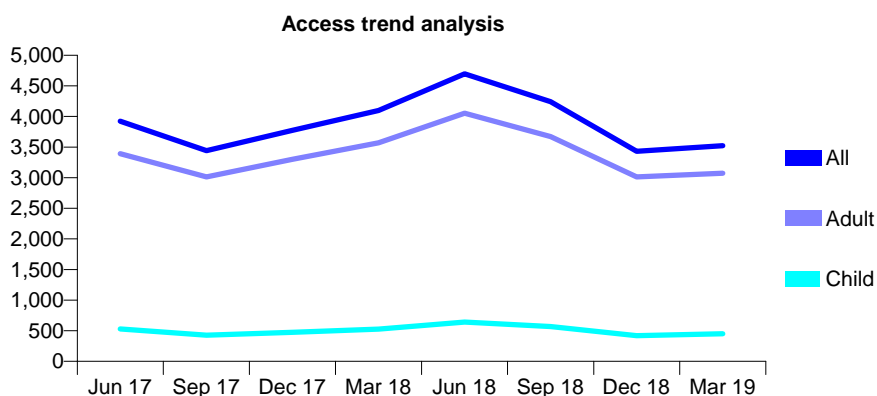
Q62 - Vital Signs At a Glance Contract Report for 116874/0001 - March 2019

Name or company name	S & Y Golar
Contract type name	GDS Contract
Purpose of contract	General
Contract start date	01/04/2010
Contract end date	

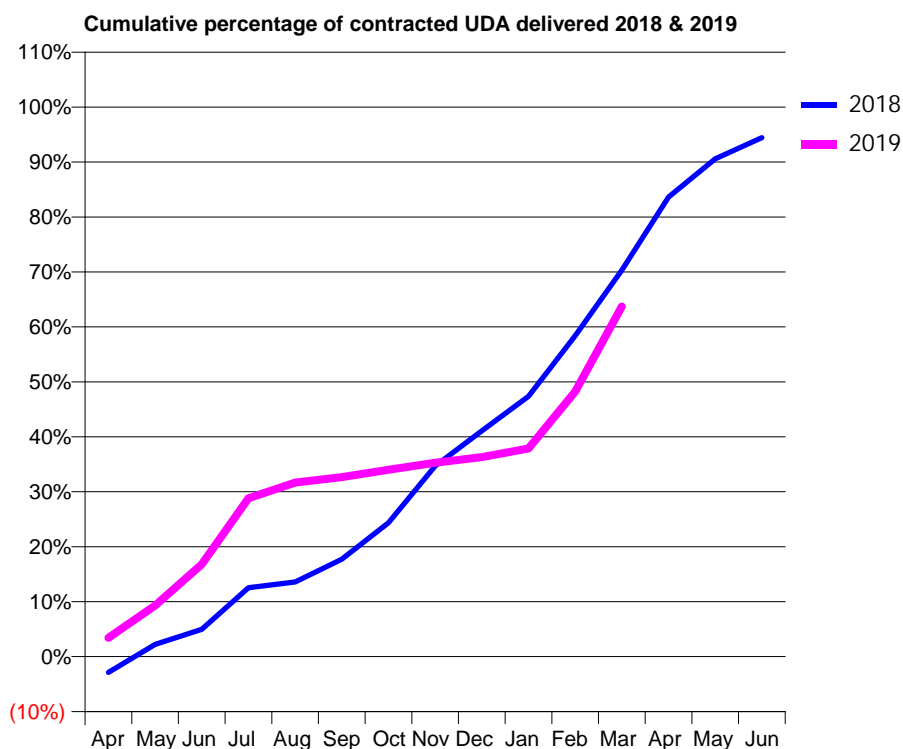
18/19 Contracted general activity (UDA)	15,530
Carry forward general activity (UDA)	0
18/19 Contracted orthodontic activity (UOA)	0
Carry forward orthodontic activity (UOA)	0
Baseline contract value	£526,607.17

ACCESS*

Patients seen in 24 months	Total	Change since previous quarter
Quarter ending March 2018	4,097	
Quarter ending June 2018	4,695	↑
Quarter ending September 2018	4,242	↓
Quarter ending December 2018	3,431	↓
Quarter ending March 2019	3,523	↑
Variance since March 2018	(14.0%)	↓



ACTIVITY



Month	Adjusted Scheduled Activity (UDA)	
	2018	2019
April	-446	533
May	347	1,443
June	771	2,604
July	1,947	4,474
August	2,110	4,921
September	2,752	5,074
October	3,782	5,281
November	5,387	5,479
December	6,377	5,636
January	7,353	5,881
February	9,069	7,489
March	10,918	9,895
April	12,984	
May	14,065	
June	14,667	

QUALITY

	Quantity	Base Number	Contract	AT	Region	England
% of FP17s for the same patient ID Re-attending within 3 months - Children	53	571	9.3%	10.3%	11.9%	11.8%
% of FP17s for the same patient ID Re-attending within 3 months - Adults	629	3,449	18.2%	16.0%	16.9%	15.7%
% of FP17s for the same patient ID Re-attending between 3 & 9 months - Children	135	571	23.6%	48.6%	48.9%	58.9%
% of FP17s for the same patient ID Re-attending between 3 & 9 months - Adults	644	3,449	18.7%	38.3%	38.9%	50.8%
% of FP17s for Band 1 Urgent Courses	598	2,818	21.2%	11.1%	10.7%	9.1%
% of FP17s Relating to Free Repair or Replacements	38	2,818	1.3%	0.5%	0.5%	0.8%
% of FP17s Relating to Continuations	45	2,818	1.6%	0.5%	0.7%	0.9%
% of Patients satisfied with the dentistry they have received	2	4	N/A	86.8%	89.1%	92.5%
% of Patients satisfied with the time they had to wait for an appointment	3	4	N/A	83.1%	83.1%	87.0%

* This is based on patients treated on this contract for their most recent course of treatment. Figures in italics indicate the base number of FP17s or Patient Questionnaire responses are less than 100. N/A is shown where the base number of responses is less than 10 during the period. % is calculated as Quantity/Base number*100

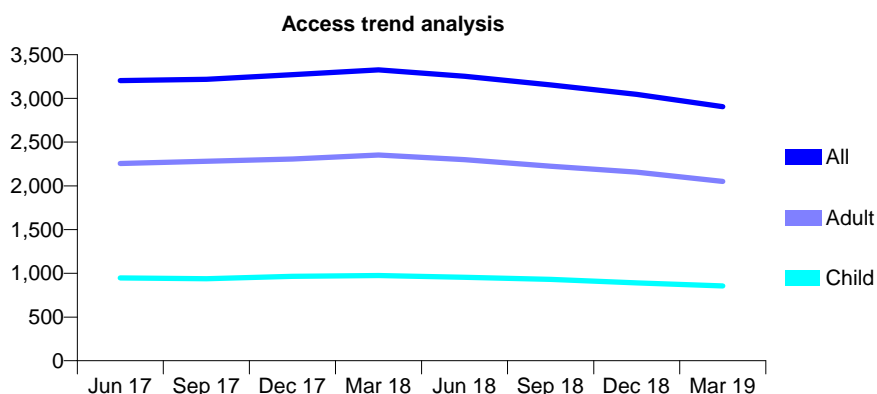
Q62 - Vital Signs At a Glance Contract Report for 118338/0001 - March 2019

Name or company name	Confident Dental Practices Ltd
Contract type name	PDS Contract
Purpose of contract	General
Contract start date	01/12/2010
Contract end date	30/11/2020

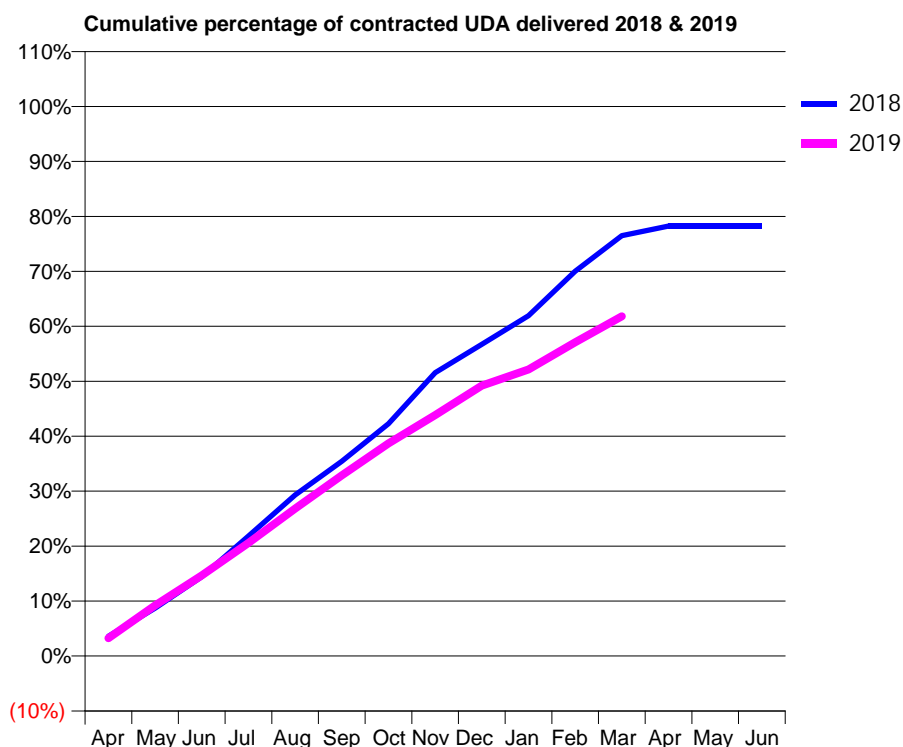
18/19 Contracted general activity (UDA)	10,363
Carry forward general activity (UDA)	0
18/19 Contracted orthodontic activity (UOA)	0
Carry forward orthodontic activity (UOA)	0
Baseline contract value	£312,288.36

ACCESS*

Patients seen in 24 months	Total	Change since previous quarter
Quarter ending March 2018	3,327	
Quarter ending June 2018	3,253	↓
Quarter ending September 2018	3,155	↓
Quarter ending December 2018	3,047	↓
Quarter ending March 2019	2,906	↓
Variance since March 2018	(12.7%)	↓



ACTIVITY



Month	Adjusted Scheduled Activity (UDA)	
	2018	2019
April	374	336
May	905	957
June	1,496	1,519
July	2,261	2,130
August	3,038	2,782
September	3,669	3,406
October	4,383	4,010
November	5,343	4,544
December	5,878	5,100
January	6,416	5,402
February	7,256	5,916
March	7,927	6,405
April	8,106	
May	8,107	
June	8,110	

QUALITY

	Quantity	Base Number	Contract	AT	Region	England
% of FP17s for the same patient ID Re-attending within 3 months - Children	51	905	5.6%	10.3%	11.9%	11.8%
% of FP17s for the same patient ID Re-attending within 3 months - Adults	183	1,788	10.2%	16.0%	16.9%	15.7%
% of FP17s for the same patient ID Re-attending between 3 & 9 months - Children	346	905	38.2%	48.6%	48.9%	58.9%
% of FP17s for the same patient ID Re-attending between 3 & 9 months - Adults	617	1,788	34.5%	38.3%	38.9%	50.8%
% of FP17s for Band 1 Urgent Courses	183	2,619	7.0%	11.1%	10.7%	9.1%
% of FP17s Relating to Free Repair or Replacements	12	2,619	0.5%	0.5%	0.5%	0.8%
% of FP17s Relating to Continuations	34	2,619	1.3%	0.5%	0.7%	0.9%
% of Patients satisfied with the dentistry they have received	0	0	N/A	86.8%	89.1%	92.5%
% of Patients satisfied with the time they had to wait for an appointment	0	0	N/A	83.1%	83.1%	87.0%

* This is based on patients treated on this contract for their most recent course of treatment. Figures in italics indicate the base number of FP17s or Patient Questionnaire responses are less than 100. N/A is shown where the base number of responses is less than 10 during the period. % is calculated as Quantity/Base number*100

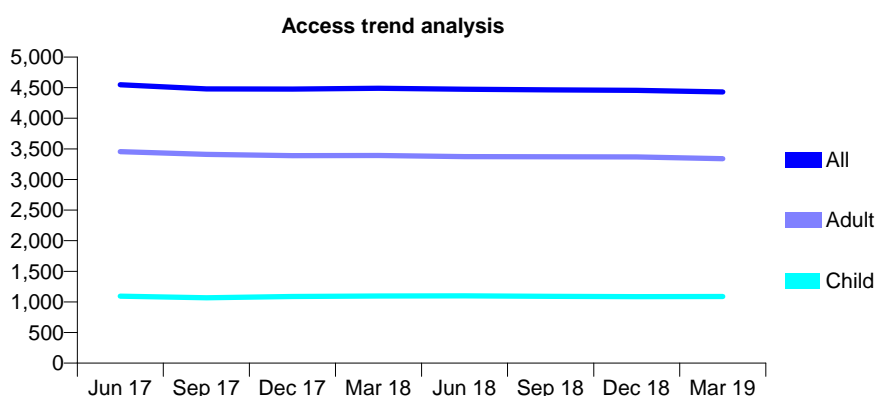
Q62 - Vital Signs At a Glance Contract Report for 119180/0001 - March 2019

Name or company name	Mr B Metha & Mr S Mehta
Contract type name	GDS Contract
Purpose of contract	General
Contract start date	01/07/2011
Contract end date	

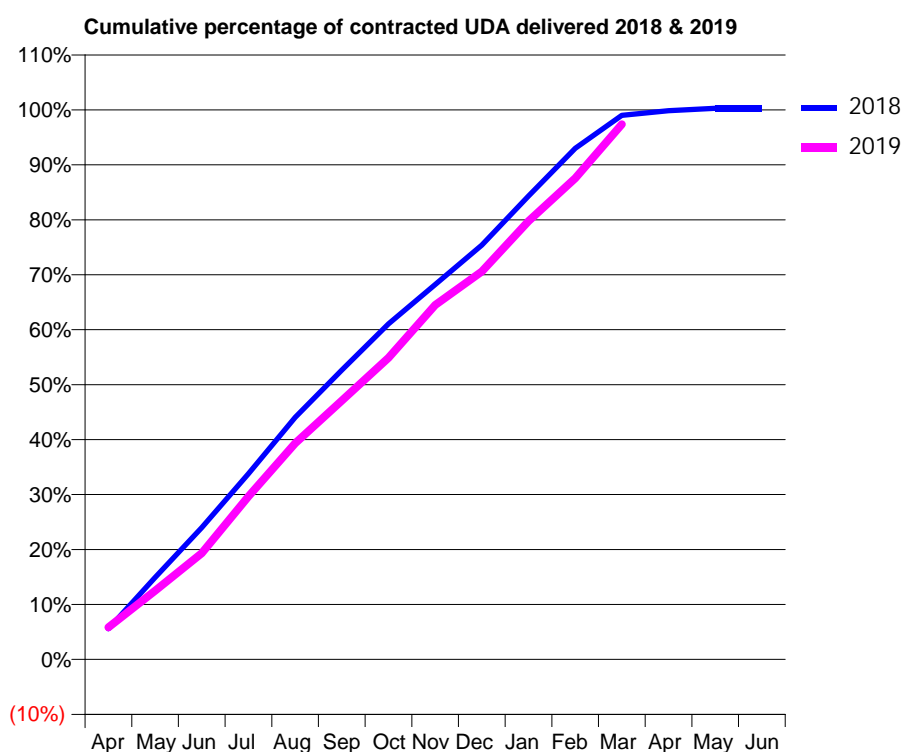
18/19 Contracted general activity (UDA)	12,455
Carry forward general activity (UDA)	-36
18/19 Contracted orthodontic activity (UOA)	0
Carry forward orthodontic activity (UOA)	0
Baseline contract value	£403,741.66

ACCESS*

Patients seen in 24 months	Total	Change since previous quarter
Quarter ending March 2018	4,490	
Quarter ending June 2018	4,474	→
Quarter ending September 2018	4,464	→
Quarter ending December 2018	4,456	→
Quarter ending March 2019	4,430	→
Variance since March 2018	(1.3%)	↓



ACTIVITY



Month	Adjusted Scheduled Activity (UDA)	
	2018	2019
April	694	728
May	1,862	1,558
June	2,987	2,407
July	4,210	3,694
August	5,487	4,898
September	6,557	5,861
October	7,604	6,834
November	8,498	8,031
December	9,390	8,791
January	10,502	9,934
February	11,584	10,907
March	12,329	12,127
April	12,436	
May	12,490	
June	12,491	

QUALITY

	Quantity	Base Number	Contract	AT	Region	England
% of FP17s for the same patient ID Re-attending within 3 months - Children	165	1,743	9.5%	10.3%	11.9%	11.8%
% of FP17s for the same patient ID Re-attending within 3 months - Adults	399	3,704	10.8%	16.0%	16.9%	15.7%
% of FP17s for the same patient ID Re-attending between 3 & 9 months - Children	1,056	1,743	60.6%	48.6%	48.9%	58.9%
% of FP17s for the same patient ID Re-attending between 3 & 9 months - Adults	1,592	3,704	43.0%	38.3%	38.9%	50.8%
% of FP17s for Band 1 Urgent Courses	300	5,365	5.6%	11.1%	10.7%	9.1%
% of FP17s Relating to Free Repair or Replacements	7	5,365	0.1%	0.5%	0.5%	0.8%
% of FP17s Relating to Continuations	33	5,365	0.6%	0.5%	0.7%	0.9%
% of Patients satisfied with the dentistry they have received	2	2	N/A	86.8%	89.1%	92.5%
% of Patients satisfied with the time they had to wait for an appointment	2	2	N/A	83.1%	83.1%	87.0%

* This is based on patients treated on this contract for their most recent course of treatment. Figures in italics indicate the base number of FP17s or Patient Questionnaire responses are less than 100. N/A is shown where the base number of responses is less than 10 during the period. % is calculated as Quantity/Base number*100

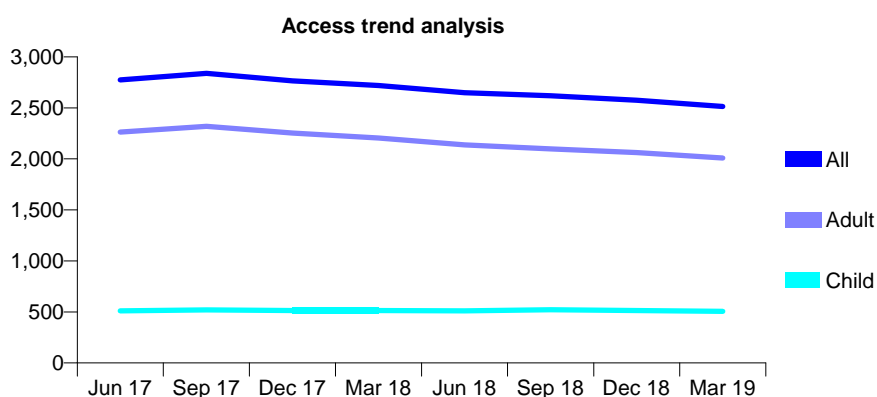
Q62 - Vital Signs At a Glance Contract Report for 124702/0001 - March 2019

Name or company name	S Cowley, R Ingham and J Angelo
Contract type name	GDS Contract
Purpose of contract	General
Contract start date	01/01/2015
Contract end date	

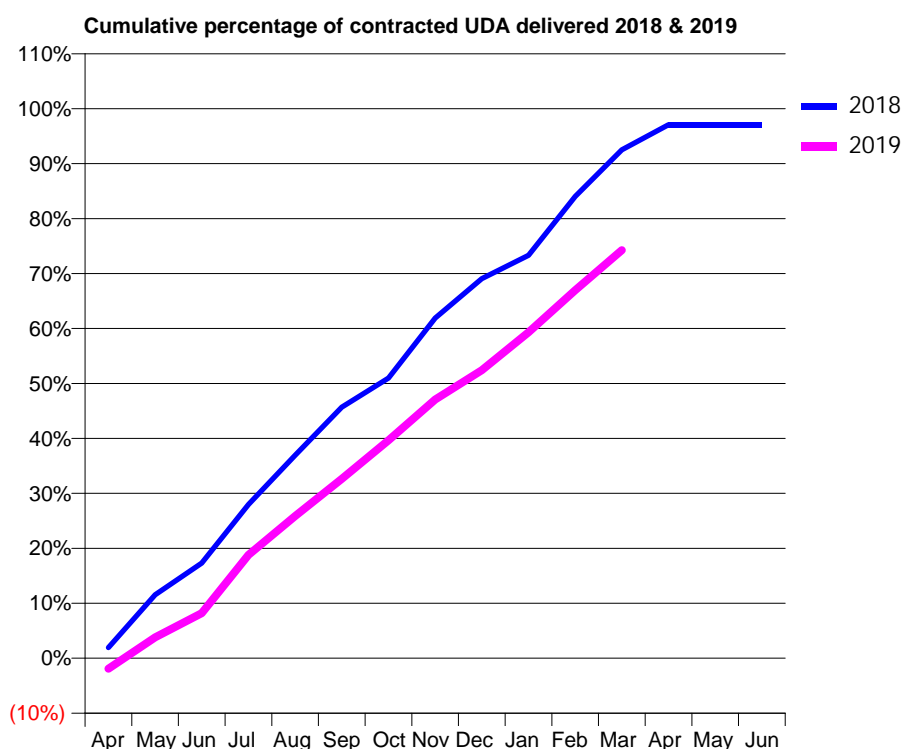
18/19 Contracted general activity (UDA)	13,793
Carry forward general activity (UDA)	402
18/19 Contracted orthodontic activity (UOA)	0
Carry forward orthodontic activity (UOA)	0
Baseline contract value	£456,949.48

ACCESS*

Patients seen in 24 months	Total	Change since previous quarter
Quarter ending March 2018	2,719	
Quarter ending June 2018	2,649	↓
Quarter ending September 2018	2,619	↓
Quarter ending December 2018	2,575	↓
Quarter ending March 2019	2,514	↓
Variance since March 2018	(7.5%)	↓



ACTIVITY



Month	2018	2019
April	269	-265
May	1,590	523
June	2,390	1,132
July	3,857	2,592
August	5,098	3,570
September	6,300	4,499
October	7,030	5,472
November	8,536	6,496
December	9,524	7,228
January	10,114	8,181
February	11,591	9,236
March	12,756	10,239
April	13,391	
May	13,391	
June	13,391	

QUALITY

	Quantity	Base Number	Contract	AT	Region	England
% of FP17s for the same patient ID Re-attending within 3 months - Children	42	625	6.7%	10.3%	11.9%	11.8%
% of FP17s for the same patient ID Re-attending within 3 months - Adults	381	2,229	17.1%	16.0%	16.9%	15.7%
% of FP17s for the same patient ID Re-attending between 3 & 9 months - Children	281	625	45.0%	48.6%	48.9%	58.9%
% of FP17s for the same patient ID Re-attending between 3 & 9 months - Adults	852	2,229	38.2%	38.3%	38.9%	50.8%
% of FP17s for Band 1 Urgent Courses	426	2,748	15.5%	11.1%	10.7%	9.1%
% of FP17s Relating to Free Repair or Replacements	13	2,748	0.5%	0.5%	0.5%	0.8%
% of FP17s Relating to Continuations	40	2,748	1.5%	0.5%	0.7%	0.9%
% of Patients satisfied with the dentistry they have received	0	0	N/A	86.8%	89.1%	92.5%
% of Patients satisfied with the time they had to wait for an appointment	0	0	N/A	83.1%	83.1%	87.0%

* This is based on patients treated on this contract for their most recent course of treatment.

Figures in italics indicate the base number of FP17s or Patient Questionnaire responses are less than 100. N/A is shown where the base number of responses is less than 10 during the period. % is calculated as Quantity/Base number*100

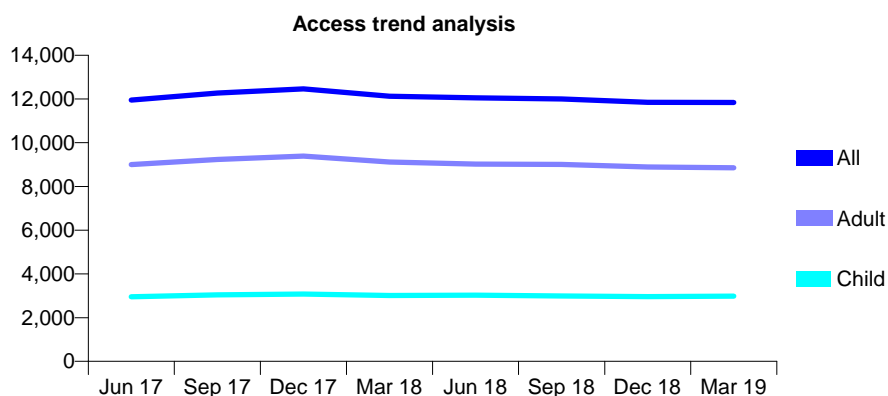
Q62 - Vital Signs At a Glance Contract Report for 125261/0001 - March 2019

Name or company name	Haven Green Clinic Limited
Contract type name	GDS Contract
Purpose of contract	General
Contract start date	01/08/2015
Contract end date	

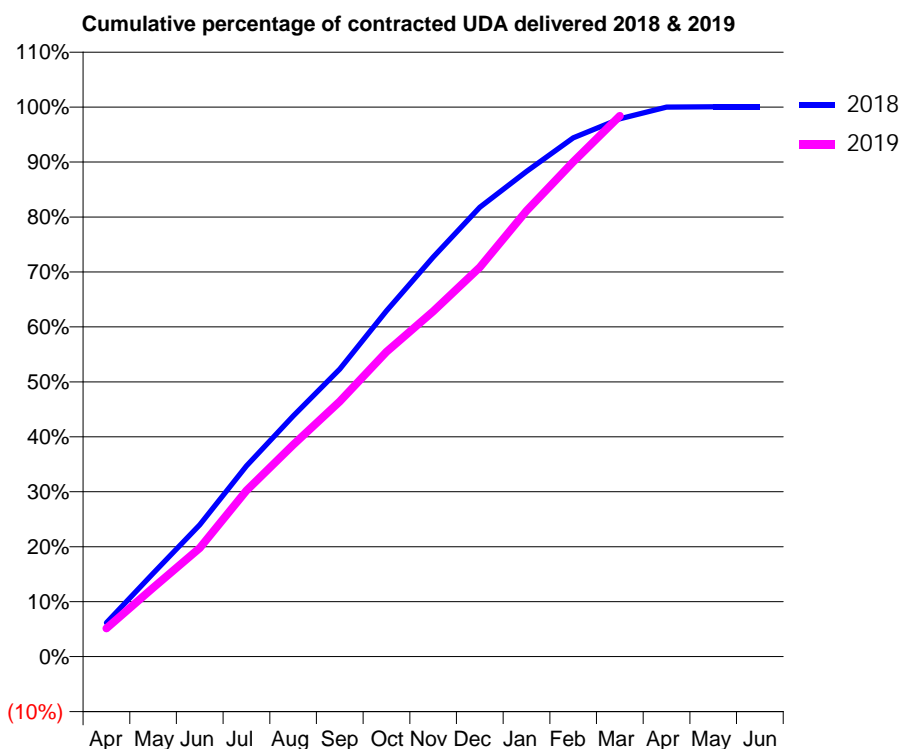
18/19 Contracted general activity (UDA)	25,243
Carry forward general activity (UDA)	-13
18/19 Contracted orthodontic activity (UOA)	0
Carry forward orthodontic activity (UOA)	0
Baseline contract value	£733,979.33

ACCESS*

Patients seen in 24 months	Total	Change since previous quarter
Quarter ending March 2018	12,124	
Quarter ending June 2018	12,050	→
Quarter ending September 2018	12,002	→
Quarter ending December 2018	11,851	↓
Quarter ending March 2019	11,839	→
Variance since March 2018	(2.4%)	↓



ACTIVITY



Month	Adjusted Scheduled Activity (UDA)	
	2018	2019
April	1,560	1,299
May	3,824	3,164
June	6,055	4,987
July	8,763	7,632
August	11,052	9,732
September	13,201	11,722
October	15,880	14,000
November	18,347	15,861
December	20,639	17,881
January	22,285	20,472
February	23,829	22,731
March	24,705	24,838
April	25,238	
May	25,256	
June	25,256	

QUALITY

	Quantity	Base Number	Contract	AT	Region	England
% of FP17s for the same patient ID Re-attending within 3 months - Children	279	3,777	7.4%	10.3%	11.9%	11.8%
% of FP17s for the same patient ID Re-attending within 3 months - Adults	1,334	9,947	13.4%	16.0%	16.9%	15.7%
% of FP17s for the same patient ID Re-attending between 3 & 9 months - Children	1,717	3,777	45.5%	48.6%	48.9%	58.9%
% of FP17s for the same patient ID Re-attending between 3 & 9 months - Adults	3,624	9,947	36.4%	38.3%	38.9%	50.8%
% of FP17s for Band 1 Urgent Courses	1,663	13,389	12.4%	11.1%	10.7%	9.1%
% of FP17s Relating to Free Repair or Replacements	121	13,389	0.9%	0.5%	0.5%	0.8%
% of FP17s Relating to Continuations	0	13,389	0.0%	0.5%	0.7%	0.9%
% of Patients satisfied with the dentistry they have received	8	9	N/A	86.8%	89.1%	92.5%
% of Patients satisfied with the time they had to wait for an appointment	9	9	N/A	83.1%	83.1%	87.0%

* This is based on patients treated on this contract for their most recent course of treatment. Figures in italics indicate the base number of FP17s or Patient Questionnaire responses are less than 100. N/A is shown where the base number of responses is less than 10 during the period. % is calculated as Quantity/Base number*100

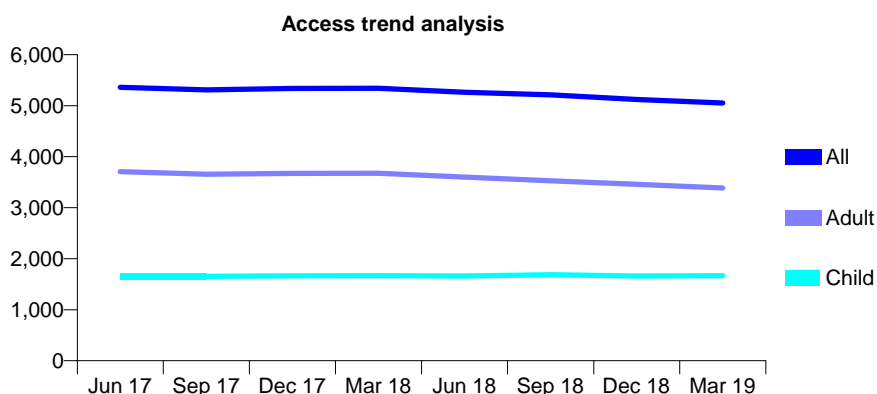
Q62 - Vital Signs At a Glance Contract Report for 129771/0001 - March 2019

Name or company name	Feltham Dental Care
Contract type name	GDS Contract
Purpose of contract	General
Contract start date	01/06/2012
Contract end date	

18/19 Contracted general activity (UDA)	15,351
Carry forward general activity (UDA)	-129
18/19 Contracted orthodontic activity (UOA)	0
Carry forward orthodontic activity (UOA)	0
Baseline contract value	£443,158.14

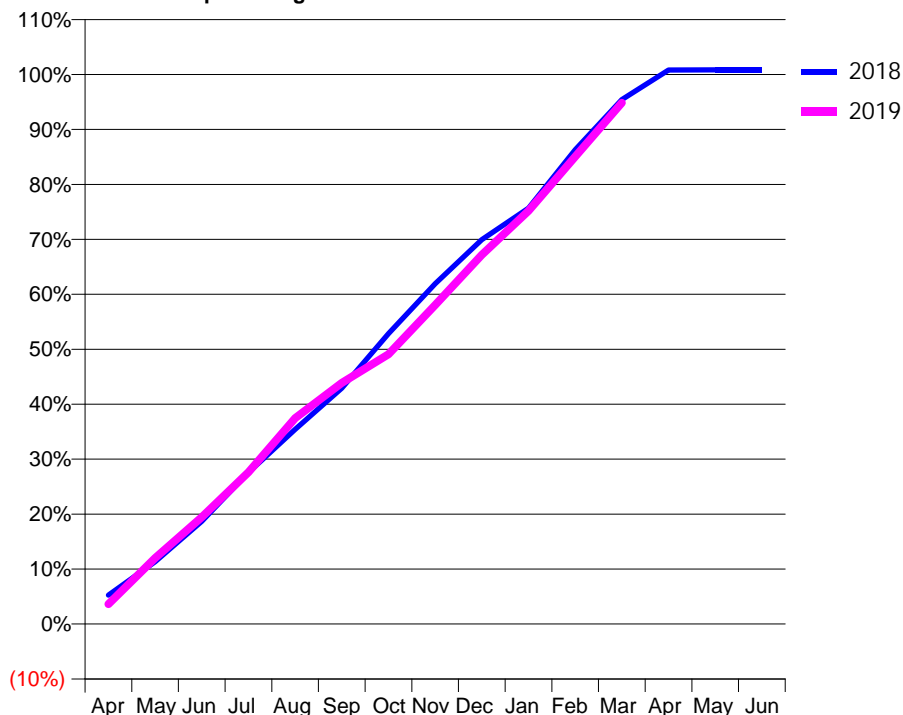
ACCESS*

Patients seen in 24 months	Total	Change since previous quarter
Quarter ending March 2018	5,341	
Quarter ending June 2018	5,261	↓
Quarter ending September 2018	5,213	→
Quarter ending December 2018	5,121	↓
Quarter ending March 2019	5,052	↓
Variance since March 2018	(5.4%)	↓



ACTIVITY

Cumulative percentage of contracted UDA delivered 2018 & 2019



Month	Adjusted Scheduled Activity (UDA)	
	2018	2019
April	806	555
May	1,742	1,847
June	2,866	2,987
July	4,232	4,240
August	5,438	5,754
September	6,588	6,735
October	8,110	7,536
November	9,506	8,912
December	10,737	10,312
January	11,619	11,539
February	13,250	13,054
March	14,649	14,559
April	15,473	
May	15,479	
June	15,480	

QUALITY

	Quantity	Base Number	Contract	AT	Region	England
% of FP17s for the same patient ID Re-attending within 3 months - Children	132	2,213	6.0%	10.3%	11.9%	11.8%
% of FP17s for the same patient ID Re-attending within 3 months - Adults	424	3,798	11.2%	16.0%	16.9%	15.7%
% of FP17s for the same patient ID Re-attending between 3 & 9 months - Children	1,300	2,213	58.7%	48.6%	48.9%	58.9%
% of FP17s for the same patient ID Re-attending between 3 & 9 months - Adults	1,818	3,798	47.9%	38.3%	38.9%	50.8%
% of FP17s for Band 1 Urgent Courses	326	5,714	5.7%	11.1%	10.7%	9.1%
% of FP17s Relating to Free Repair or Replacements	27	5,714	0.5%	0.5%	0.5%	0.8%
% of FP17s Relating to Continuations	44	5,714	0.8%	0.5%	0.7%	0.9%
% of Patients satisfied with the dentistry they have received	0	1	N/A	86.8%	89.1%	92.5%
% of Patients satisfied with the time they had to wait for an appointment	1	1	N/A	83.1%	83.1%	87.0%

* This is based on patients treated on this contract for their most recent course of treatment.

Figures in italics indicate the base number of FP17s or Patient Questionnaire responses are less than 100. N/A is shown where the base number of responses is less than 10 during the period. % is calculated as Quantity/Base number*100

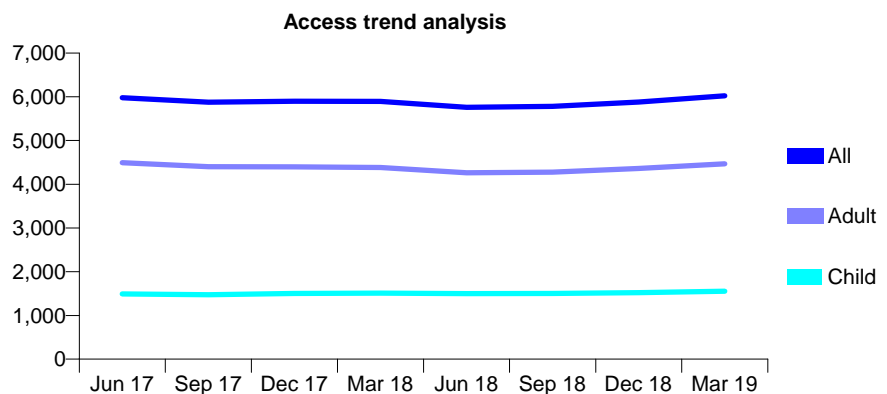
Q62 - Vital Signs At a Glance Contract Report for 130443/0001 - March 2019

Name or company name	Dr. L. Patel
Contract type name	GDS Contract
Purpose of contract	General
Contract start date	01/06/2011
Contract end date	

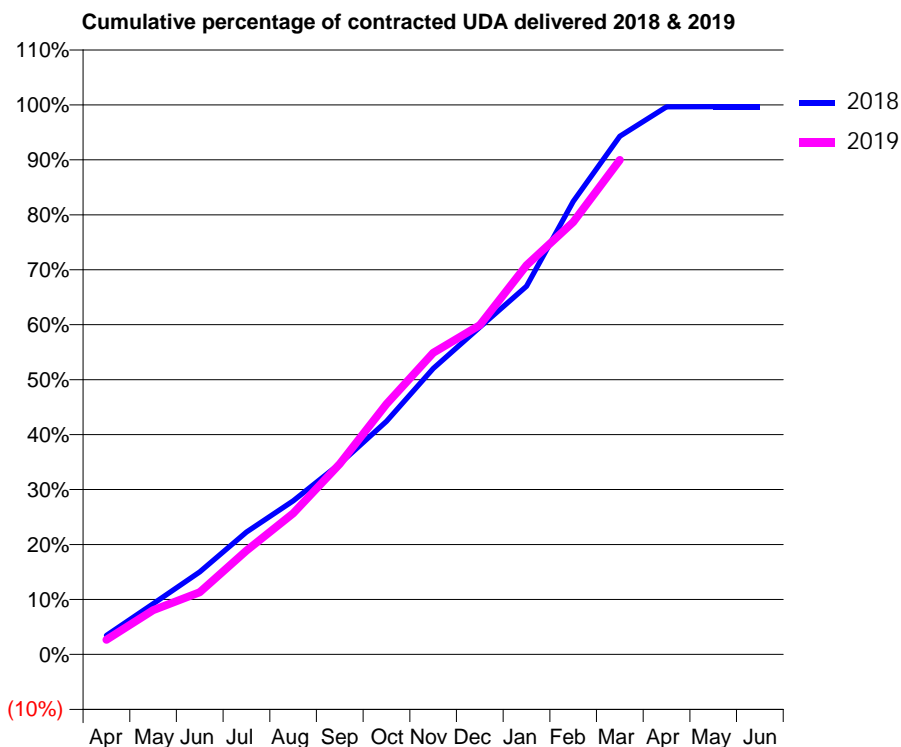
18/19 Contracted general activity (UDA)	14,053
Carry forward general activity (UDA)	47
18/19 Contracted orthodontic activity (UOA)	0
Carry forward orthodontic activity (UOA)	0
Baseline contract value	£312,978.61

ACCESS*

Patients seen in 24 months	Total	Change since previous quarter
Quarter ending March 2018	5,895	
Quarter ending June 2018	5,760	↓
Quarter ending September 2018	5,781	→
Quarter ending December 2018	5,880	→
Quarter ending March 2019	6,022	↑
Variance since March 2018	2.2%	↑



ACTIVITY



Month	2018	2019
April	487	378
May	1,298	1,133
June	2,110	1,592
July	3,128	2,655
August	3,928	3,609
September	4,875	4,872
October	5,964	6,402
November	7,312	7,712
December	8,366	8,423
January	9,414	9,952
February	11,584	11,054
March	13,252	12,645
April	14,004	
May	14,006	
June	14,006	

QUALITY

	Quantity	Base Number	Contract	AT	Region	England
% of FP17s for the same patient ID Re-attending within 3 months - Children	158	2,207	7.2%	10.3%	11.9%	11.8%
% of FP17s for the same patient ID Re-attending within 3 months - Adults	483	4,955	9.7%	16.0%	16.9%	15.7%
% of FP17s for the same patient ID Re-attending between 3 & 9 months - Children	1,209	2,207	54.8%	48.6%	48.9%	58.9%
% of FP17s for the same patient ID Re-attending between 3 & 9 months - Adults	2,121	4,955	42.8%	38.3%	38.9%	50.8%
% of FP17s for Band 1 Urgent Courses	408	6,061	6.7%	11.1%	10.7%	9.1%
% of FP17s Relating to Free Repair or Replacements	20	6,061	0.3%	0.5%	0.5%	0.8%
% of FP17s Relating to Continuations	9	6,061	0.1%	0.5%	0.7%	0.9%
% of Patients satisfied with the dentistry they have received	3	3	N/A	86.8%	89.1%	92.5%
% of Patients satisfied with the time they had to wait for an appointment	3	3	N/A	83.1%	83.1%	87.0%

* This is based on patients treated on this contract for their most recent course of treatment. Figures in italics indicate the base number of FP17s or Patient Questionnaire responses are less than 100. N/A is shown where the base number of responses is less than 10 during the period. % is calculated as Quantity/Base number*100

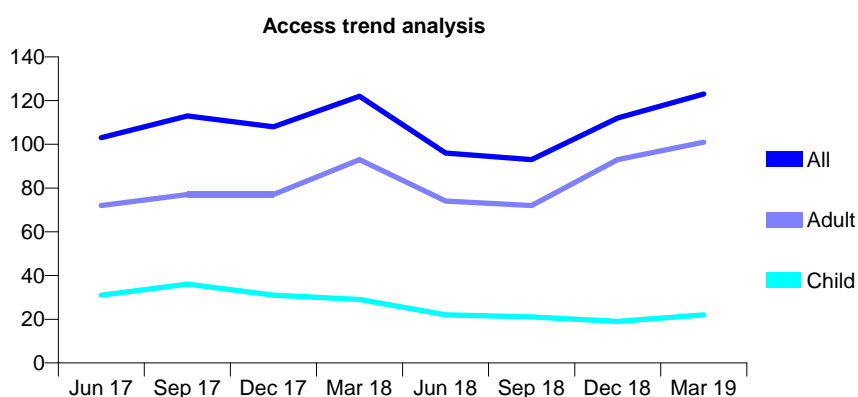
Q62 - Vital Signs At a Glance Contract Report for 134198/0001 - March 2019

Name or company name	Azadeh Vazir and Elham Vazir
Contract type name	GDS Contract
Purpose of contract	General
Contract start date	01/04/2010
Contract end date	

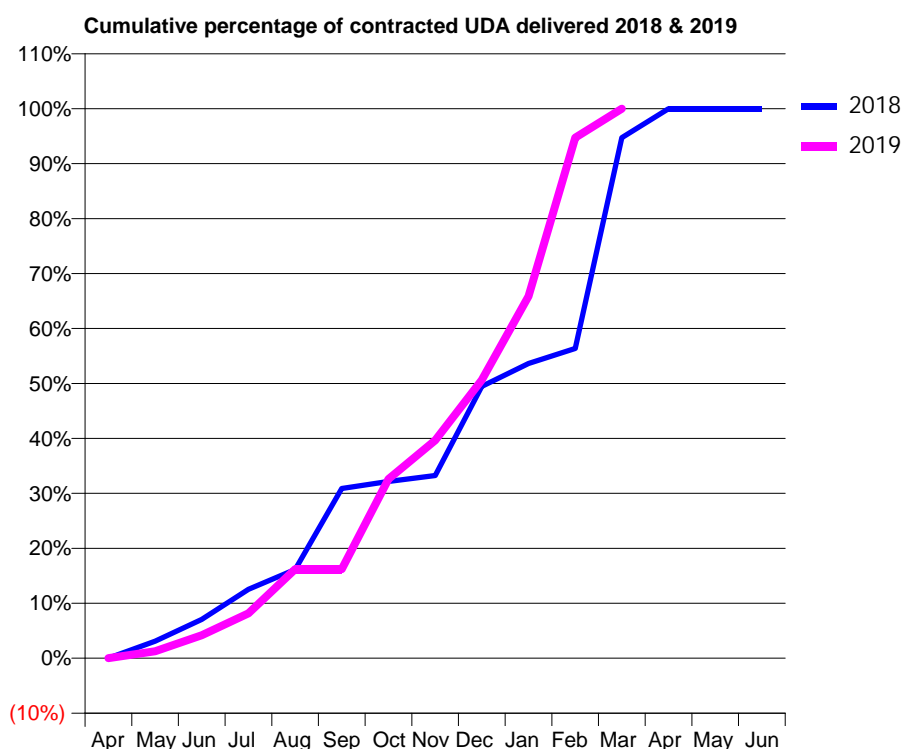
18/19 Contracted general activity (UDA)	551
Carry forward general activity (UDA)	0
18/19 Contracted orthodontic activity (UOA)	0
Carry forward orthodontic activity (UOA)	0
Baseline contract value	£20,240.36

ACCESS*

Patients seen in 24 months	Total	Change since previous quarter
Quarter ending March 2018	122	
Quarter ending June 2018	96	↓
Quarter ending September 2018	93	↓
Quarter ending December 2018	112	↑
Quarter ending March 2019	123	↑
Variance since March 2018	0.8%	→



ACTIVITY



Month	2018	2019
April	0	0
May	17	7
June	39	23
July	69	45
August	89	89
September	170	89
October	177	180
November	183	219
December	273	279
January	296	363
February	311	522
March	522	551
April	551	
May	551	
June	551	

QUALITY

	Quantity	Base Number	Contract	AT	Region	England
% of FP17s for the same patient ID Re-attending within 3 months - Children	0	28	0.0%	10.3%	11.9%	11.8%
% of FP17s for the same patient ID Re-attending within 3 months - Adults	1	116	0.9%	16.0%	16.9%	15.7%
% of FP17s for the same patient ID Re-attending between 3 & 9 months - Children	4	28	14.3%	48.6%	48.9%	58.9%
% of FP17s for the same patient ID Re-attending between 3 & 9 months - Adults	7	116	6.0%	38.3%	38.9%	50.8%
% of FP17s for Band 1 Urgent Courses	5	139	3.6%	11.1%	10.7%	9.1%
% of FP17s Relating to Free Repair or Replacements	0	139	0.0%	0.5%	0.5%	0.8%
% of FP17s Relating to Continuations	0	139	0.0%	0.5%	0.7%	0.9%
% of Patients satisfied with the dentistry they have received	0	0	N/A	86.8%	89.1%	92.5%
% of Patients satisfied with the time they had to wait for an appointment	0	0	N/A	83.1%	83.1%	87.0%

* This is based on patients treated on this contract for their most recent course of treatment. Figures in italics indicate the base number of FP17s or Patient Questionnaire responses are less than 100. N/A is shown where the base number of responses is less than 10 during the period. % is calculated as Quantity/Base number*100

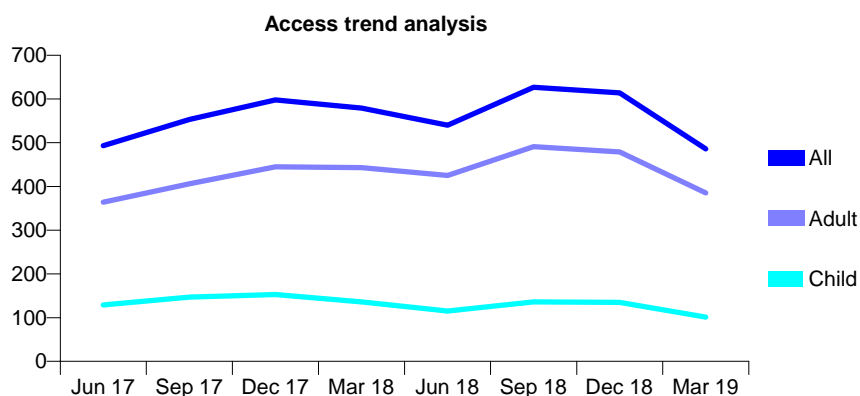
Q62 - Vital Signs At a Glance Contract Report for 134198/0002 - March 2019

Name or company name	Azadeh Vazir and Elham Vazir
Contract type name	GDS Contract
Purpose of contract	General
Contract start date	01/04/2010
Contract end date	

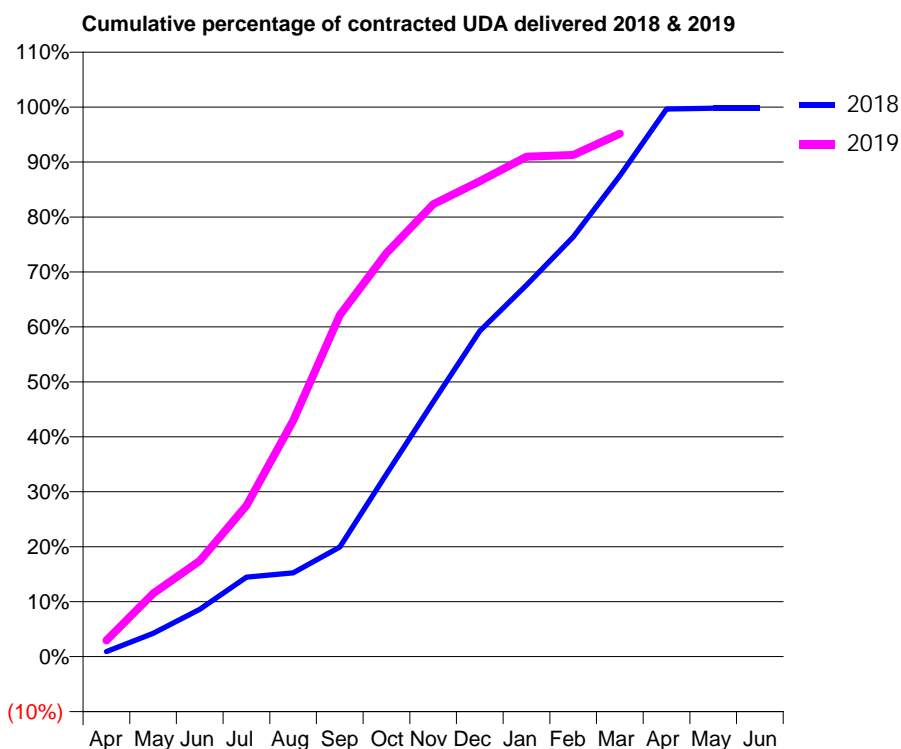
18/19 Contracted general activity (UDA)	2,327
Carry forward general activity (UDA)	5
18/19 Contracted orthodontic activity (UOA)	0
Carry forward orthodontic activity (UOA)	0
Baseline contract value	£78,366.85

ACCESS*

Patients seen in 24 months	Total	Change since previous quarter
Quarter ending March 2018	579	
Quarter ending June 2018	540	↓
Quarter ending September 2018	627	↑
Quarter ending December 2018	614	↓
Quarter ending March 2019	486	↓
Variance since March 2018	(16.1%)	↓



ACTIVITY



Month	Adjusted Scheduled Activity (UDA)	
	2018	2019
April	21	69
May	99	267
June	200	406
July	337	639
August	355	999
September	464	1,446
October	773	1,709
November	1,079	1,915
December	1,379	2,013
January	1,574	2,117
February	1,777	2,124
March	2,036	2,215
April	2,319	
May	2,322	
June	2,322	

QUALITY

	Quantity	Base Number	Contract	AT	Region	England
% of FP17s for the same patient ID Re-attending within 3 months - Children	2	169	1.2%	10.3%	11.9%	11.8%
% of FP17s for the same patient ID Re-attending within 3 months - Adults	34	435	7.8%	16.0%	16.9%	15.7%
% of FP17s for the same patient ID Re-attending between 3 & 9 months - Children	37	169	21.9%	48.6%	48.9%	58.9%
% of FP17s for the same patient ID Re-attending between 3 & 9 months - Adults	58	435	13.3%	38.3%	38.9%	50.8%
% of FP17s for Band 1 Urgent Courses	43	566	7.6%	11.1%	10.7%	9.1%
% of FP17s Relating to Free Repair or Replacements	2	566	0.4%	0.5%	0.5%	0.8%
% of FP17s Relating to Continuations	2	566	0.4%	0.5%	0.7%	0.9%
% of Patients satisfied with the dentistry they have received	0	0	N/A	86.8%	89.1%	92.5%
% of Patients satisfied with the time they had to wait for an appointment	0	0	N/A	83.1%	83.1%	87.0%

* This is based on patients treated on this contract for their most recent course of treatment. Figures in italics indicate the base number of FP17s or Patient Questionnaire responses are less than 100. N/A is shown where the base number of responses is less than 10 during the period. % is calculated as Quantity/Base number*100

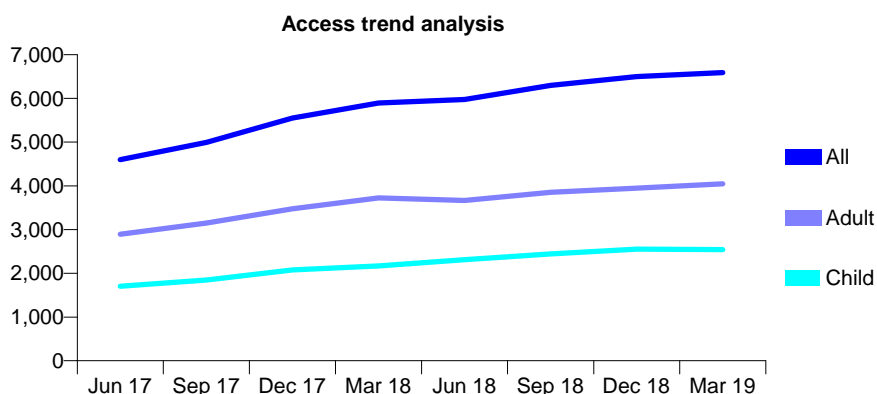
Q62 - Vital Signs At a Glance Contract Report for 134732/0001 - March 2019

Name or company name	SK Dental Staines Road Dental Practice Pa
Contract type name	GDS Contract
Purpose of contract	General
Contract start date	01/01/2016
Contract end date	

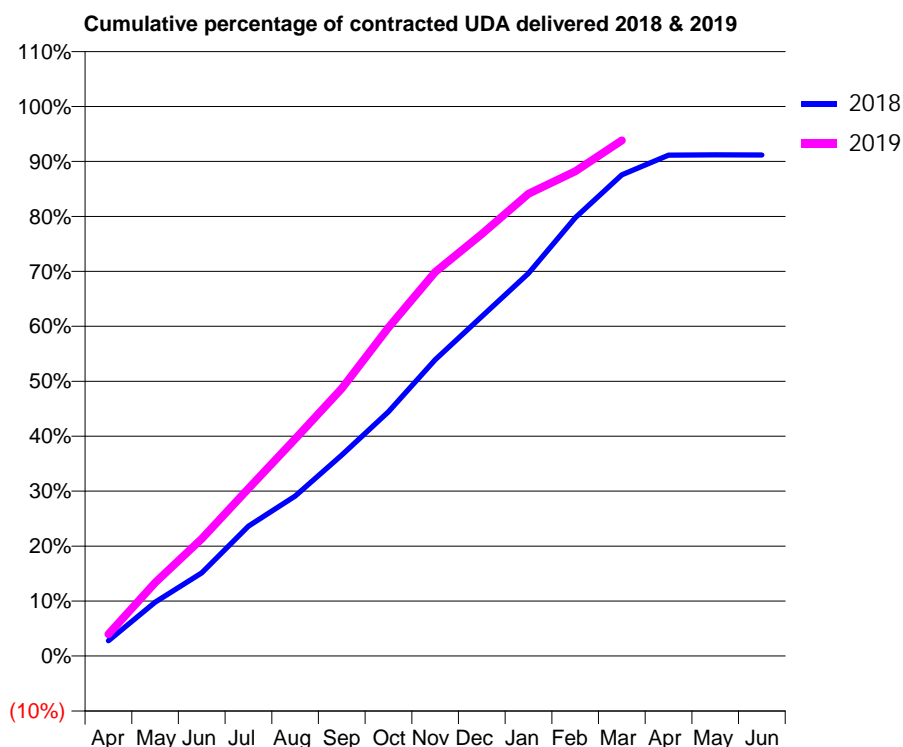
18/19 Contracted general activity (UDA)	16,423
Carry forward general activity (UDA)	0
18/19 Contracted orthodontic activity (UOA)	0
Carry forward orthodontic activity (UOA)	0
Baseline contract value	£517,712.02

ACCESS*

Patients seen in 24 months	Total	Change since previous quarter
Quarter ending March 2018	5,894	
Quarter ending June 2018	5,975	→
Quarter ending September 2018	6,296	↑
Quarter ending December 2018	6,498	↑
Quarter ending March 2019	6,589	→
Variance since March 2018	11.8%	↑



ACTIVITY



Month	Adjusted Scheduled Activity (UDA)	
	2018	2019
April	458	651
May	1,614	2,195
June	2,486	3,504
July	3,881	5,006
August	4,779	6,486
September	6,006	7,993
October	7,298	9,818
November	8,858	11,474
December	10,146	12,612
January	11,435	13,815
February	13,100	14,483
March	14,379	15,406
April	14,965	
May	14,974	
June	14,972	

QUALITY

	Quantity	Base Number	Contract	AT	Region	England
% of FP17s for the same patient ID Re-attending within 3 months - Children	103	3,126	3.3%	10.3%	11.9%	11.8%
% of FP17s for the same patient ID Re-attending within 3 months - Adults	237	3,992	5.9%	16.0%	16.9%	15.7%
% of FP17s for the same patient ID Re-attending between 3 & 9 months - Children	1,680	3,126	53.7%	48.6%	48.9%	58.9%
% of FP17s for the same patient ID Re-attending between 3 & 9 months - Adults	1,656	3,992	41.5%	38.3%	38.9%	50.8%
% of FP17s for Band 1 Urgent Courses	340	6,870	4.9%	11.1%	10.7%	9.1%
% of FP17s Relating to Free Repair or Replacements	17	6,870	0.2%	0.5%	0.5%	0.8%
% of FP17s Relating to Continuations	14	6,870	0.2%	0.5%	0.7%	0.9%
% of Patients satisfied with the dentistry they have received	1	1	N/A	86.8%	89.1%	92.5%
% of Patients satisfied with the time they had to wait for an appointment	0	1	N/A	83.1%	83.1%	87.0%

* This is based on patients treated on this contract for their most recent course of treatment.

Figures in italics indicate the base number of FP17s or Patient Questionnaire responses are less than 100. N/A is shown where the base number of responses is less than 10 during the period. % is calculated as Quantity/Base number*100

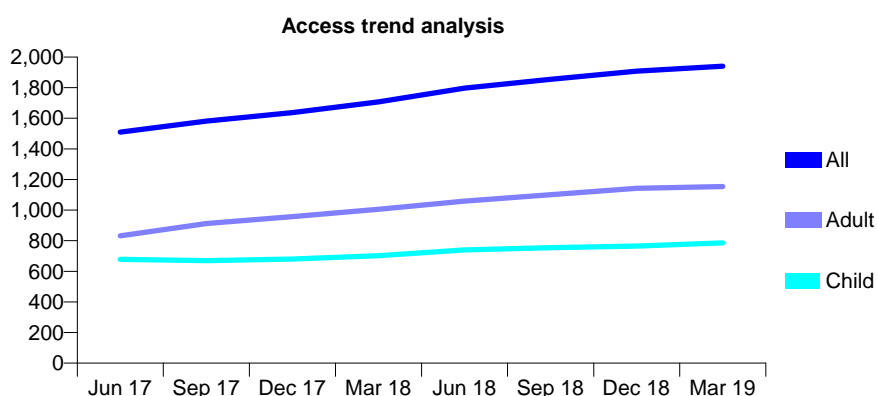
Q62 - Vital Signs At a Glance Contract Report for 135348/0001 - March 2019

Name or company name	Mr K. K. Kothary & Mr. P. Amin
Contract type name	GDS Contract
Purpose of contract	General
Contract start date	01/11/2013
Contract end date	

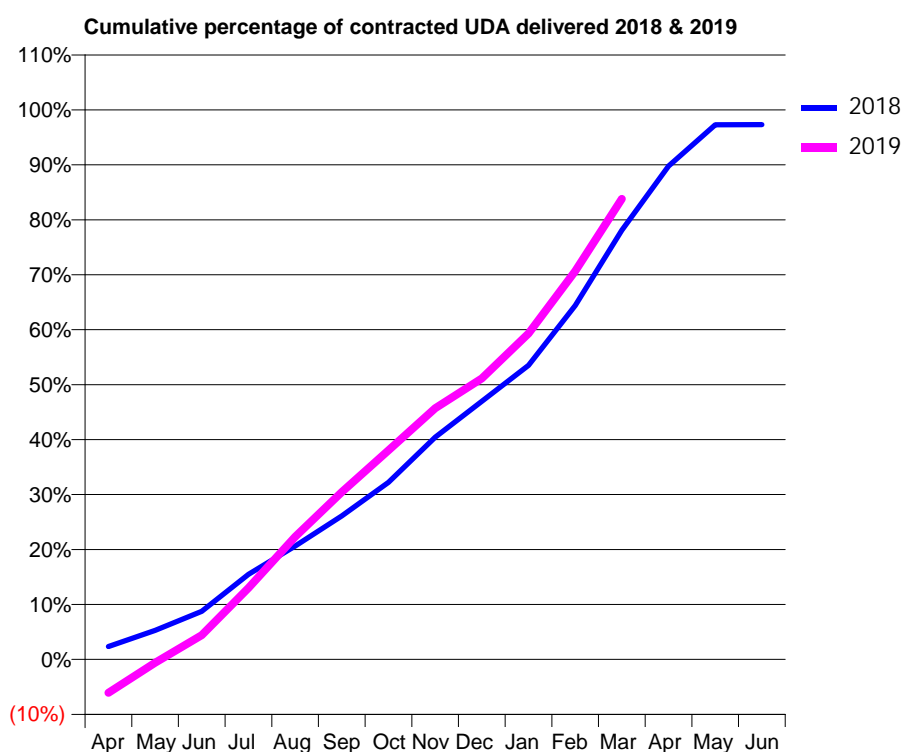
18/19 Contracted general activity (UDA)	8,498
Carry forward general activity (UDA)	793
18/19 Contracted orthodontic activity (UOA)	0
Carry forward orthodontic activity (UOA)	0
Baseline contract value	£227,428.88

ACCESS*

Patients seen in 24 months	Total	Change since previous quarter
Quarter ending March 2018	1,707	
Quarter ending June 2018	1,797	↑
Quarter ending September 2018	1,855	↑
Quarter ending December 2018	1,908	↑
Quarter ending March 2019	1,940	→
Variance since March 2018	13.6%	↑



ACTIVITY



Month	2018	2019
April	198	-518
May	450	-52
June	743	373
July	1,314	1,104
August	1,754	1,897
September	2,218	2,587
October	2,739	3,233
November	3,437	3,884
December	3,991	4,344
January	4,549	5,041
February	5,474	6,004
March	6,638	7,122
April	7,629	
May	8,266	
June	8,268	

QUALITY

	Quantity	Base Number	Contract	AT	Region	England
% of FP17s for the same patient ID Re-attending within 3 months - Children	128	1,305	9.8%	10.3%	11.9%	11.8%
% of FP17s for the same patient ID Re-attending within 3 months - Adults	487	1,725	28.2%	16.0%	16.9%	15.7%
% of FP17s for the same patient ID Re-attending between 3 & 9 months - Children	754	1,305	57.8%	48.6%	48.9%	58.9%
% of FP17s for the same patient ID Re-attending between 3 & 9 months - Adults	691	1,725	40.1%	38.3%	38.9%	50.8%
% of FP17s for Band 1 Urgent Courses	314	2,126	14.8%	11.1%	10.7%	9.1%
% of FP17s Relating to Free Repair or Replacements	12	2,126	0.6%	0.5%	0.5%	0.8%
% of FP17s Relating to Continuations	5	2,126	0.2%	0.5%	0.7%	0.9%
% of Patients satisfied with the dentistry they have received	1	1	N/A	86.8%	89.1%	92.5%
% of Patients satisfied with the time they had to wait for an appointment	1	1	N/A	83.1%	83.1%	87.0%

* This is based on patients treated on this contract for their most recent course of treatment. Figures in italics indicate the base number of FP17s or Patient Questionnaire responses are less than 100. N/A is shown where the base number of responses is less than 10 during the period. % is calculated as Quantity/Base number*100

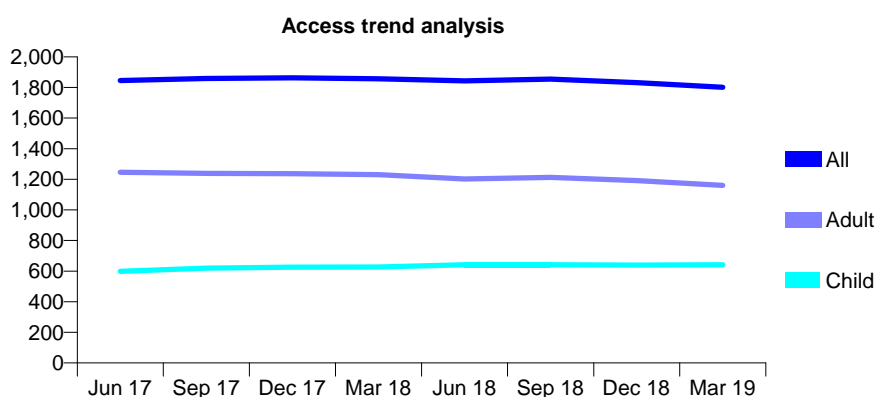
Q62 - Vital Signs At a Glance Contract Report for 136565/0001 - March 2019

Name or company name	Preeman Limited Smile For Life Dental Clin
Contract type name	GDS Contract
Purpose of contract	General
Contract start date	01/04/2011
Contract end date	

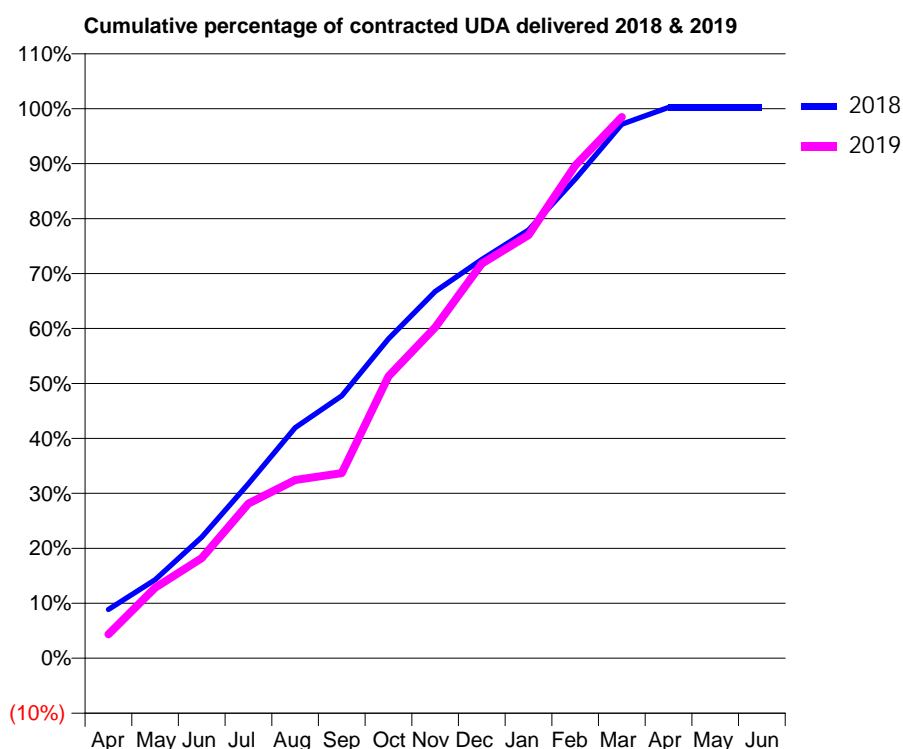
18/19 Contracted general activity (UDA)	8,350
Carry forward general activity (UDA)	0
18/19 Contracted orthodontic activity (UOA)	0
Carry forward orthodontic activity (UOA)	0
Baseline contract value	£206,606.21

ACCESS*

Patients seen in 24 months	Total	Change since previous quarter
Quarter ending March 2018	1,857	
Quarter ending June 2018	1,844	→
Quarter ending September 2018	1,855	→
Quarter ending December 2018	1,831	↓
Quarter ending March 2019	1,802	↓
Variance since March 2018	(3.0%)	↓



ACTIVITY



Adjusted Scheduled Activity (UDA)		
Month	2018	2019
April	740	363
May	1,193	1,071
June	1,838	1,520
July	2,652	2,351
August	3,503	2,707
September	3,987	2,814
October	4,851	4,284
November	5,570	5,029
December	6,059	5,995
January	6,504	6,429
February	7,280	7,486
March	8,112	8,224
April	8,367	
May	8,367	
June	8,367	

QUALITY

	Quantity	Base Number	Contract	AT	Region	England
% of FP17s for the same patient ID Re-attending within 3 months - Children	67	843	7.9%	10.3%	11.9%	11.8%
% of FP17s for the same patient ID Re-attending within 3 months - Adults	184	1,284	14.3%	16.0%	16.9%	15.7%
% of FP17s for the same patient ID Re-attending between 3 & 9 months - Children	435	843	51.6%	48.6%	48.9%	58.9%
% of FP17s for the same patient ID Re-attending between 3 & 9 months - Adults	506	1,284	39.4%	38.3%	38.9%	50.8%
% of FP17s for Band 1 Urgent Courses	70	2,062	3.4%	11.1%	10.7%	9.1%
% of FP17s Relating to Free Repair or Replacements	5	2,062	0.2%	0.5%	0.5%	0.8%
% of FP17s Relating to Continuations	62	2,062	3.0%	0.5%	0.7%	0.9%
% of Patients satisfied with the dentistry they have received	3	3	N/A	86.8%	89.1%	92.5%
% of Patients satisfied with the time they had to wait for an appointment	3	3	N/A	83.1%	83.1%	87.0%

* This is based on patients treated on this contract for their most recent course of treatment. Figures in italics indicate the base number of FP17s or Patient Questionnaire responses are less than 100. N/A is shown where the base number of responses is less than 10 during the period. % is calculated as Quantity/Base number*100

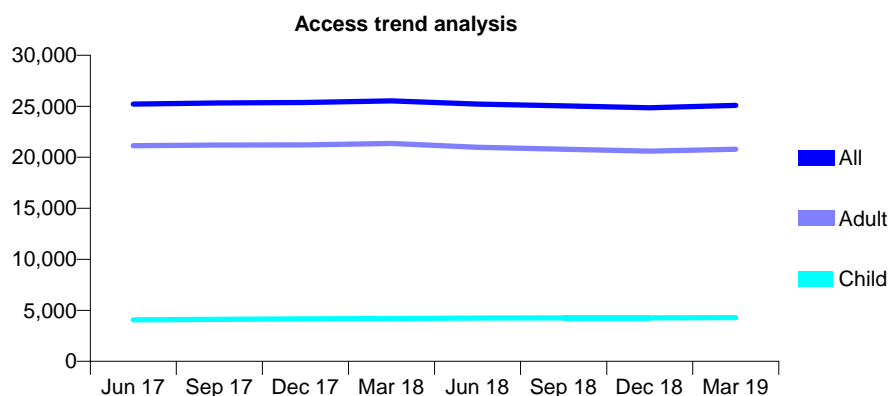
Q62 - Vital Signs At a Glance Contract Report for 138266/0001 - March 2019

Name or company name	Tooth and Mouth Limited
Contract type name	GDS Contract
Purpose of contract	General
Contract start date	01/04/2008
Contract end date	

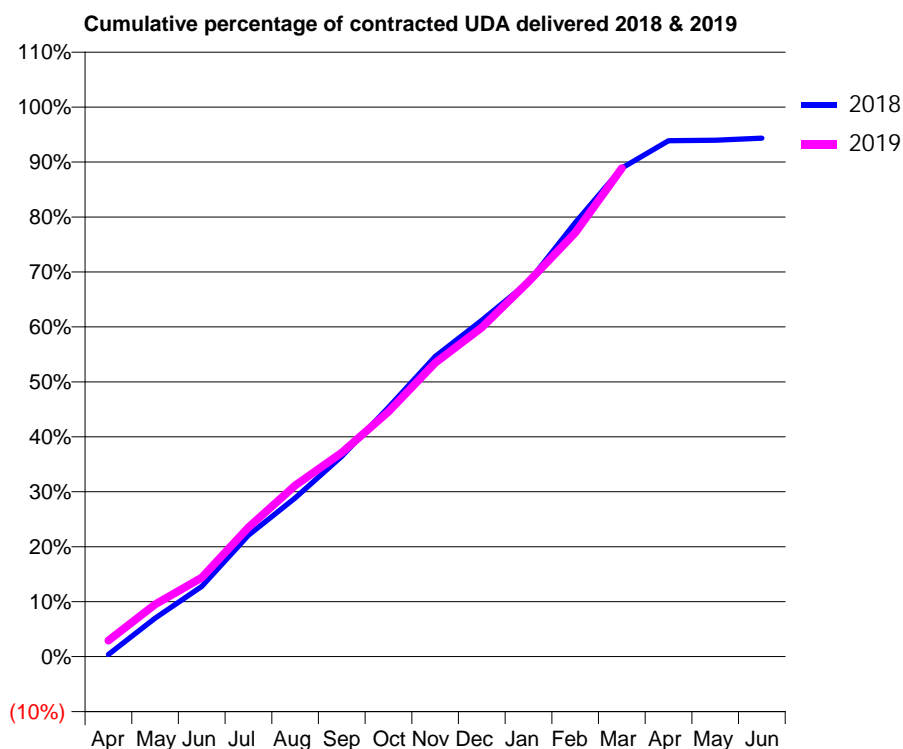
18/19 Contracted general activity (UDA)	70,150
Carry forward general activity (UDA)	0
18/19 Contracted orthodontic activity (UOA)	0
Carry forward orthodontic activity (UOA)	0
Baseline contract value	£2,294,977.75

ACCESS*

Patients seen in 24 months	Total	Change since previous quarter
Quarter ending March 2018	25,541	
Quarter ending June 2018	25,224	↓
Quarter ending September 2018	25,038	→
Quarter ending December 2018	24,859	→
Quarter ending March 2019	25,085	→
Variance since March 2018	(1.8%)	↓



ACTIVITY



Month	Adjusted Scheduled Activity (UDA)	
	2018	2019
April	289	2,047
May	4,917	6,659
June	8,961	10,084
July	15,496	16,509
August	20,249	21,850
September	25,562	26,037
October	31,823	31,270
November	38,303	37,500
December	42,932	42,029
January	47,827	47,856
February	55,404	54,107
March	62,365	62,349
April	65,852	
May	65,923	
June	66,173	

QUALITY

	Quantity	Base Number	Contract	AT	Region	England
% of FP17s for the same patient ID Re-attending within 3 months - Children	399	5,758	6.9%	10.3%	11.9%	11.8%
% of FP17s for the same patient ID Re-attending within 3 months - Adults	3,359	21,942	15.3%	16.0%	16.9%	15.7%
% of FP17s for the same patient ID Re-attending between 3 & 9 months - Children	3,283	5,758	57.0%	48.6%	48.9%	58.9%
% of FP17s for the same patient ID Re-attending between 3 & 9 months - Adults	7,271	21,942	33.1%	38.3%	38.9%	50.8%
% of FP17s for Band 1 Urgent Courses	3,819	26,526	14.4%	11.1%	10.7%	9.1%
% of FP17s Relating to Free Repair or Replacements	176	26,526	0.7%	0.5%	0.5%	0.8%
% of FP17s Relating to Continuations	71	26,526	0.3%	0.5%	0.7%	0.9%
% of Patients satisfied with the dentistry they have received	4	5	N/A	86.8%	89.1%	92.5%
% of Patients satisfied with the time they had to wait for an appointment	5	5	N/A	83.1%	83.1%	87.0%

* This is based on patients treated on this contract for their most recent course of treatment. Figures in italics indicate the base number of FP17s or Patient Questionnaire responses are less than 100. N/A is shown where the base number of responses is less than 10 during the period. % is calculated as Quantity/Base number*100

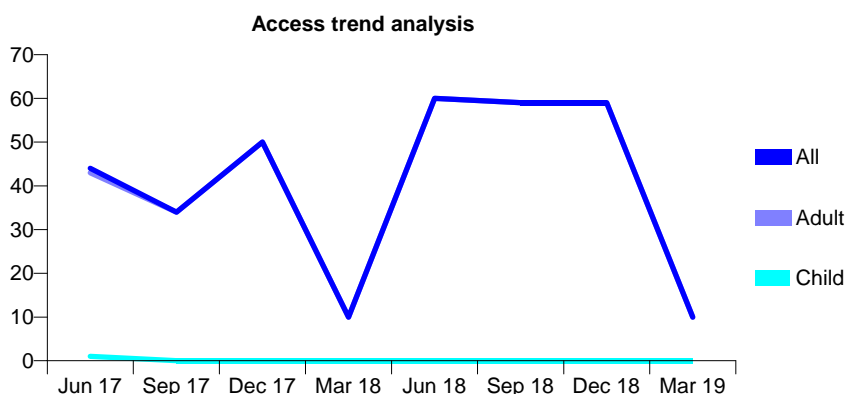
Q62 - Vital Signs At a Glance Contract Report for 138266/0003 - March 2019

Name or company name	Tooth and Mouth Limited
Contract type name	PDS Contract
Purpose of contract	General
Contract start date	01/04/2009
Contract end date	31/03/2019

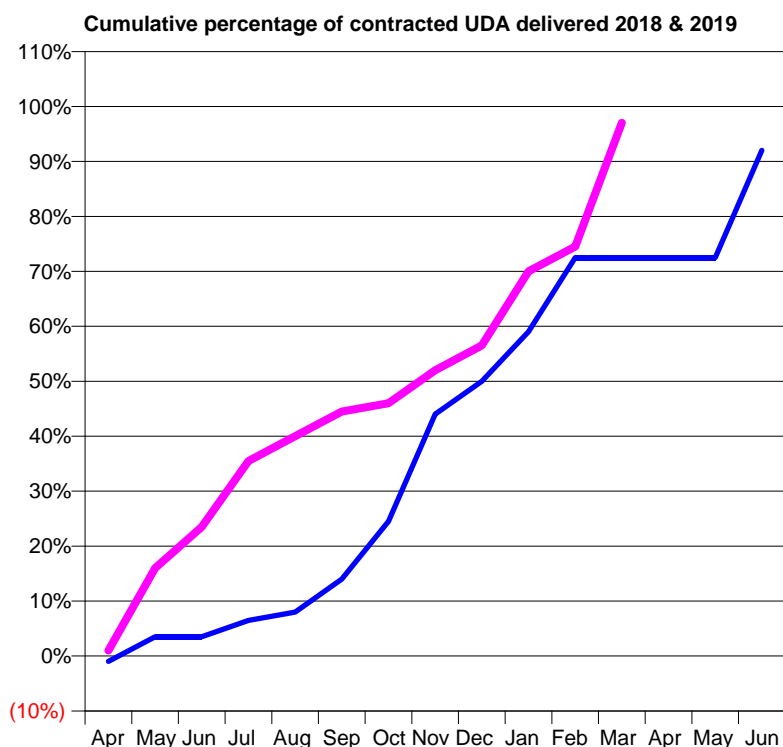
18/19 Contracted general activity (UDA)	200
Carry forward general activity (UDA)	1
18/19 Contracted orthodontic activity (UOA)	0
Carry forward orthodontic activity (UOA)	0
Baseline contract value	£26,470.57

ACCESS*

Patients seen in 24 months	Total	Change since previous quarter
Quarter ending March 2018	10	
Quarter ending June 2018	60	↑
Quarter ending September 2018	59	↓
Quarter ending December 2018	59	→
Quarter ending March 2019	10	↓
Variance since March 2018	0.0%	→



ACTIVITY



Month	Adjusted Scheduled Activity (UDA)	
	2018	2019
April	-2	2
May	7	32
June	7	47
July	13	71
August	16	80
September	28	89
October	49	92
November	88	104
December	100	113
January	118	140
February	145	149
March	145	194
April	145	
May	145	
June	184	

QUALITY

	Quantity	Base Number	Contract	AT	Region	England
% of FP17s for the same patient ID Re-attending within 3 months - Children	0	0	N/A	10.3%	11.9%	11.8%
% of FP17s for the same patient ID Re-attending within 3 months - Adults	0	81	0.0%	16.0%	16.9%	15.7%
% of FP17s for the same patient ID Re-attending between 3 & 9 months - Children	0	0	N/A	48.6%	48.9%	58.9%
% of FP17s for the same patient ID Re-attending between 3 & 9 months - Adults	0	81	0.0%	38.3%	38.9%	50.8%
% of FP17s for Band 1 Urgent Courses	0	67	0.0%	11.1%	10.7%	9.1%
% of FP17s Relating to Free Repair or Replacements	0	67	0.0%	0.5%	0.5%	0.8%
% of FP17s Relating to Continuations	0	67	0.0%	0.5%	0.7%	0.9%
% of Patients satisfied with the dentistry they have received	0	0	N/A	86.8%	89.1%	92.5%
% of Patients satisfied with the time they had to wait for an appointment	0	0	N/A	83.1%	83.1%	87.0%

* This is based on patients treated on this contract for their most recent course of treatment. Figures in italics indicate the base number of FP17s or Patient Questionnaire responses are less than 100. N/A is shown where the base number of responses is less than 10 during the period. % is calculated as Quantity/Base number*100

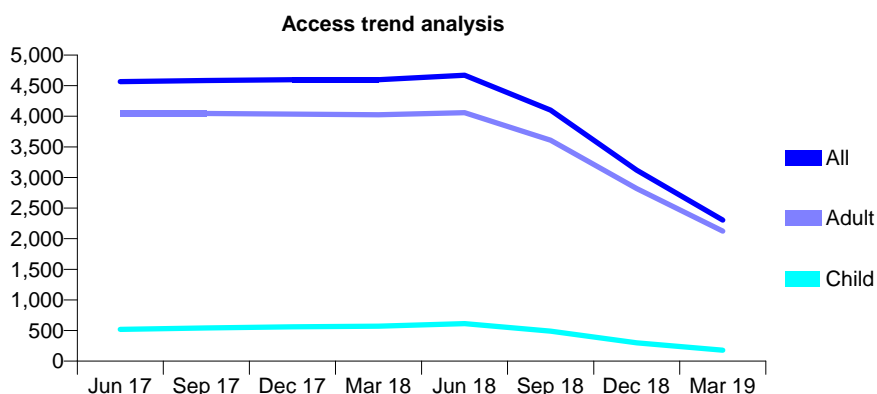
Q62 - Vital Signs At a Glance Contract Report for 138266/0005 - March 2019

Name or company name	Tooth and Mouth Limited
Contract type name	PDS Plus Contract
Purpose of contract	General
Contract start date	19/12/2011
Contract end date	31/07/2018

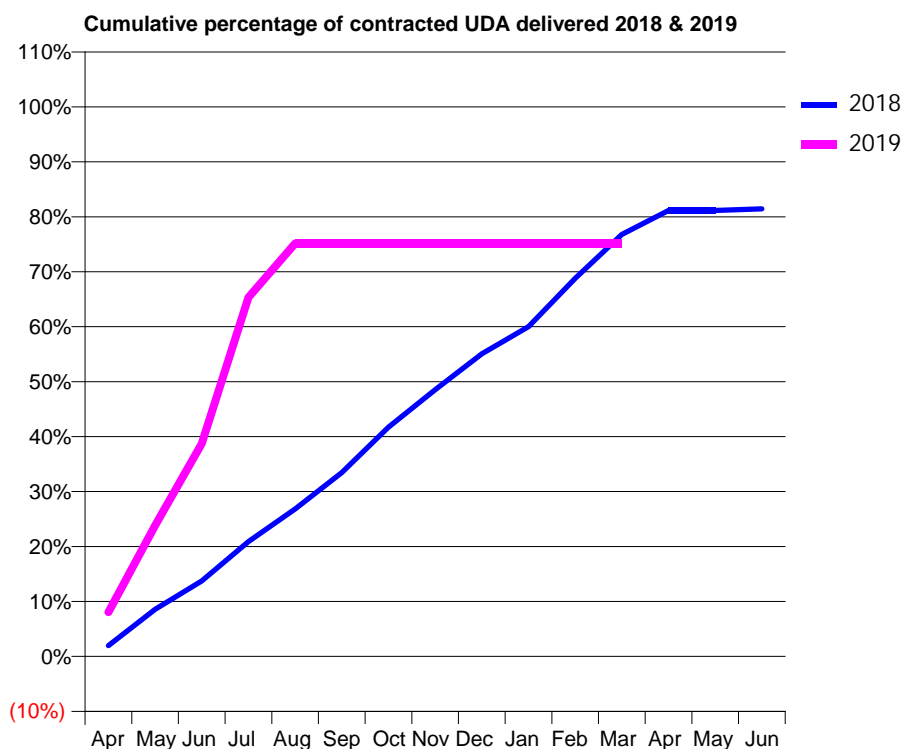
18/19 Contracted general activity (UDA)	4,833
Carry forward general activity (UDA)	0
18/19 Contracted orthodontic activity (UOA)	0
Carry forward orthodontic activity (UOA)	0
Baseline contract value	£81,997.00

ACCESS*

Patients seen in 24 months	Total	Change since previous quarter
Quarter ending March 2018	4,598	
Quarter ending June 2018	4,670	→
Quarter ending September 2018	4,101	↓
Quarter ending December 2018	3,120	↓
Quarter ending March 2019	2,303	↓
Variance since March 2018	(49.9%)	↓



ACTIVITY



Month	Adjusted Scheduled Activity (UDA)	
	2018	2019
April	286	390
May	1,245	1,153
June	1,992	1,871
July	3,032	3,158
August	3,889	3,632
September	4,850	3,632
October	6,049	3,632
November	7,035	3,632
December	7,981	3,632
January	8,699	3,632
February	9,978	3,632
March	11,135	3,632
April	11,766	
May	11,765	
June	11,812	

QUALITY

	Quantity	Base Number	Contract	AT	Region	England
% of FP17s for the same patient ID Re-attending within 3 months - Children	15	263	5.7%	10.3%	11.9%	11.8%
% of FP17s for the same patient ID Re-attending within 3 months - Adults	174	1,458	11.9%	16.0%	16.9%	15.7%
% of FP17s for the same patient ID Re-attending between 3 & 9 months - Children	135	263	51.3%	48.6%	48.9%	58.9%
% of FP17s for the same patient ID Re-attending between 3 & 9 months - Adults	411	1,458	28.2%	38.3%	38.9%	50.8%
% of FP17s for Band 1 Urgent Courses	262	1,498	17.5%	11.1%	10.7%	9.1%
% of FP17s Relating to Free Repair or Replacements	24	1,498	1.6%	0.5%	0.5%	0.8%
% of FP17s Relating to Continuations	4	1,498	0.3%	0.5%	0.7%	0.9%
% of Patients satisfied with the dentistry they have received	0	0	N/A	86.8%	89.1%	92.5%
% of Patients satisfied with the time they had to wait for an appointment	0	0	N/A	83.1%	83.1%	87.0%

* This is based on patients treated on this contract for their most recent course of treatment. Figures in italics indicate the base number of FP17s or Patient Questionnaire responses are less than 100. N/A is shown where the base number of responses is less than 10 during the period. % is calculated as Quantity/Base number*100

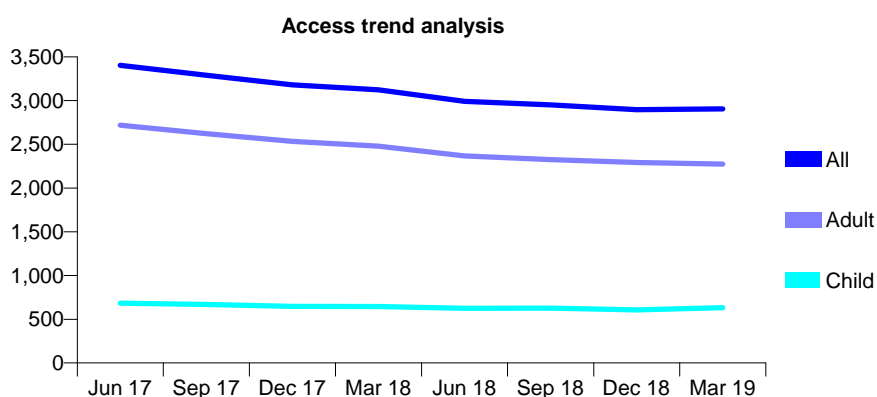
Q62 - Vital Signs At a Glance Contract Report for 141771/0001 - March 2019

Name or company name	Armytage Dental Practice
Contract type name	GDS Contract
Purpose of contract	General
Contract start date	01/07/2015
Contract end date	

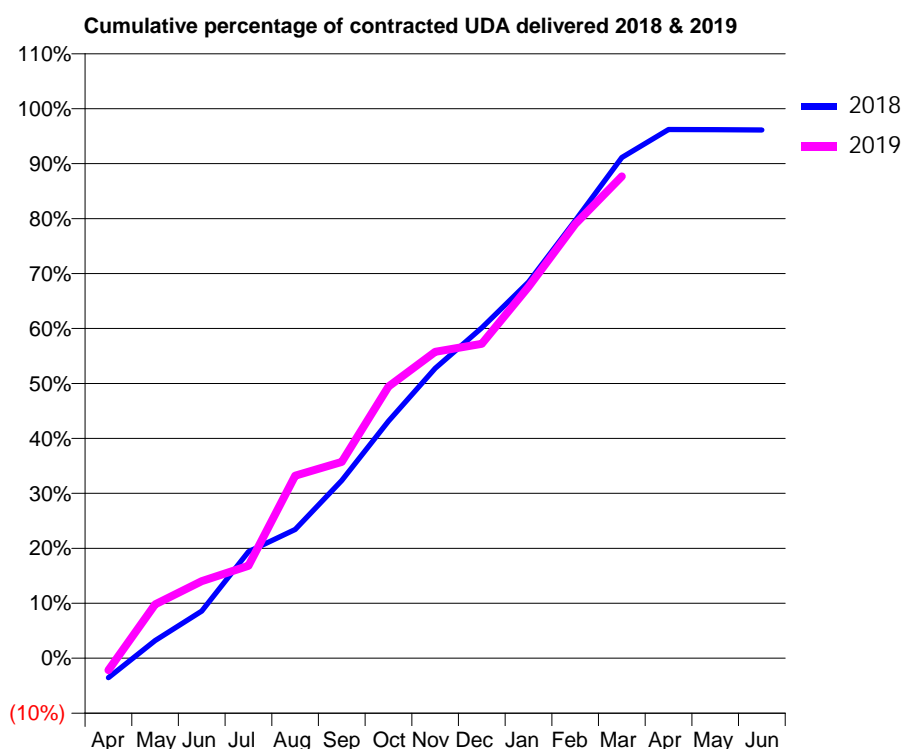
18/19 Contracted general activity (UDA)	11,529
Carry forward general activity (UDA)	449
18/19 Contracted orthodontic activity (UOA)	0
Carry forward orthodontic activity (UOA)	0
Baseline contract value	£353,014.06

ACCESS*

Patients seen in 24 months	Total	Change since previous quarter
Quarter ending March 2018	3,123	
Quarter ending June 2018	2,992	↓
Quarter ending September 2018	2,952	↓
Quarter ending December 2018	2,897	↓
Quarter ending March 2019	2,906	→
Variance since March 2018	(6.9%)	↓



ACTIVITY



Month	2018	2019
April	-409	-252
May	371	1,131
June	988	1,616
July	2,235	1,940
August	2,700	3,828
September	3,727	4,118
October	4,976	5,699
November	6,085	6,427
December	6,930	6,597
January	7,890	7,791
February	9,182	9,108
March	10,503	10,108
April	11,090	
May	11,089	
June	11,080	

QUALITY

	Quantity	Base Number	Contract	AT	Region	England
% of FP17s for the same patient ID Re-attending within 3 months - Children	29	857	3.4%	10.3%	11.9%	11.8%
% of FP17s for the same patient ID Re-attending within 3 months - Adults	167	2,157	7.7%	16.0%	16.9%	15.7%
% of FP17s for the same patient ID Re-attending between 3 & 9 months - Children	468	857	54.6%	48.6%	48.9%	58.9%
% of FP17s for the same patient ID Re-attending between 3 & 9 months - Adults	786	2,157	36.4%	38.3%	38.9%	50.8%
% of FP17s for Band 1 Urgent Courses	234	2,897	8.1%	11.1%	10.7%	9.1%
% of FP17s Relating to Free Repair or Replacements	39	2,897	1.3%	0.5%	0.5%	0.8%
% of FP17s Relating to Continuations	18	2,897	0.6%	0.5%	0.7%	0.9%
% of Patients satisfied with the dentistry they have received	1	1	N/A	86.8%	89.1%	92.5%
% of Patients satisfied with the time they had to wait for an appointment	1	1	N/A	83.1%	83.1%	87.0%

* This is based on patients treated on this contract for their most recent course of treatment. Figures in italics indicate the base number of FP17s or Patient Questionnaire responses are less than 100. N/A is shown where the base number of responses is less than 10 during the period. % is calculated as Quantity/Base number*100

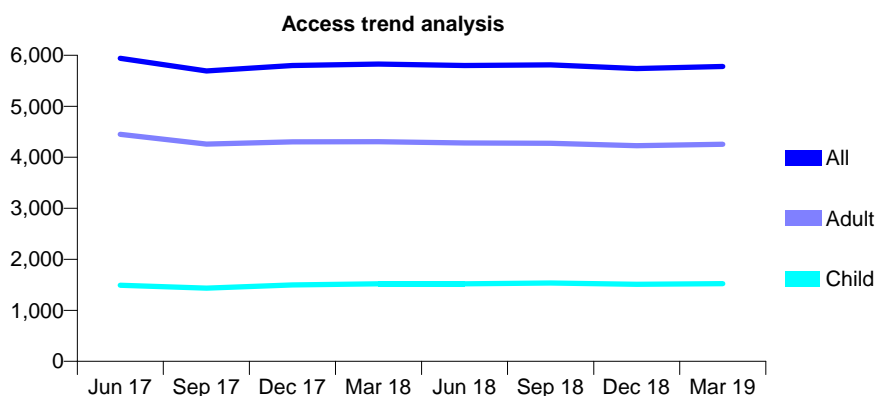
Q62 - Vital Signs At a Glance Contract Report for 142042/0001 - March 2019

Name or company name	Dr M Patel and Dr S Patel
Contract type name	GDS Contract
Purpose of contract	General
Contract start date	31/10/2014
Contract end date	

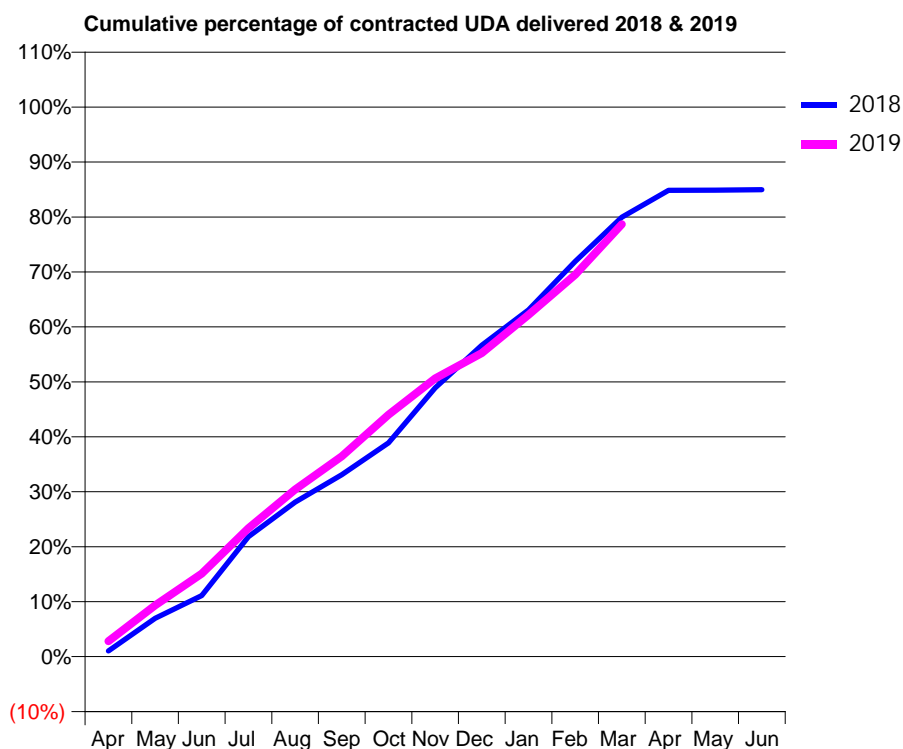
18/19 Contracted general activity (UDA)	16,272
Carry forward general activity (UDA)	0
18/19 Contracted orthodontic activity (UOA)	0
Carry forward orthodontic activity (UOA)	0
Baseline contract value	£473,849.33

ACCESS*

Patients seen in 24 months	Total	Change since previous quarter
Quarter ending March 2018	5,828	
Quarter ending June 2018	5,801	→
Quarter ending September 2018	5,812	→
Quarter ending December 2018	5,741	↓
Quarter ending March 2019	5,778	→
Variance since March 2018	(0.9%)	→



ACTIVITY



Month	Adjusted Scheduled Activity (UDA)	
	2018	2019
April	167	456
May	1,134	1,517
June	1,809	2,459
July	3,550	3,803
August	4,576	4,949
September	5,386	5,928
October	6,329	7,160
November	7,960	8,238
December	9,219	8,985
January	10,266	10,118
February	11,702	11,313
March	13,009	12,800
April	13,807	
May	13,810	
June	13,828	

QUALITY

	Quantity	Base Number	Contract	AT	Region	England
% of FP17s for the same patient ID Re-attending within 3 months - Children	100	1,996	5.0%	10.3%	11.9%	11.8%
% of FP17s for the same patient ID Re-attending within 3 months - Adults	483	4,803	10.1%	16.0%	16.9%	15.7%
% of FP17s for the same patient ID Re-attending between 3 & 9 months - Children	1,001	1,996	50.2%	48.6%	48.9%	58.9%
% of FP17s for the same patient ID Re-attending between 3 & 9 months - Adults	1,967	4,803	41.0%	38.3%	38.9%	50.8%
% of FP17s for Band 1 Urgent Courses	418	5,968	7.0%	11.1%	10.7%	9.1%
% of FP17s Relating to Free Repair or Replacements	44	5,968	0.7%	0.5%	0.5%	0.8%
% of FP17s Relating to Continuations	11	5,968	0.2%	0.5%	0.7%	0.9%
% of Patients satisfied with the dentistry they have received	0	0	N/A	86.8%	89.1%	92.5%
% of Patients satisfied with the time they had to wait for an appointment	0	0	N/A	83.1%	83.1%	87.0%

* This is based on patients treated on this contract for their most recent course of treatment. Figures in italics indicate the base number of FP17s or Patient Questionnaire responses are less than 100. N/A is shown where the base number of responses is less than 10 during the period. % is calculated as Quantity/Base number*100

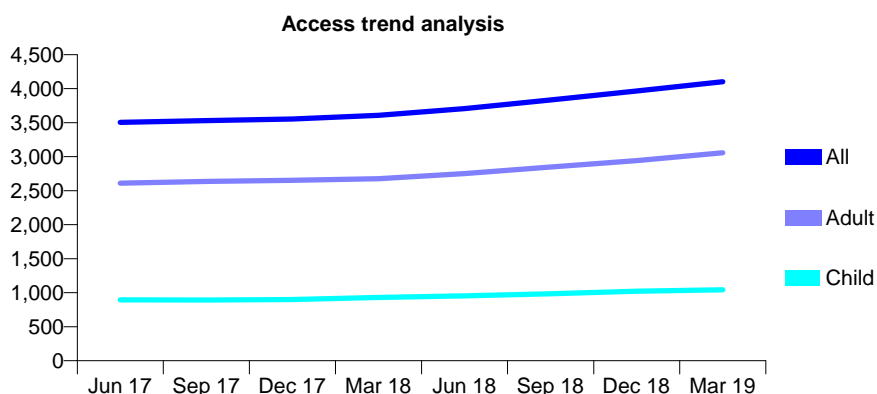
Q62 - Vital Signs At a Glance Contract Report for 142468/0001 - March 2019

Name or company name	Hill View Dental Practice Limited
Contract type name	GDS Contract
Purpose of contract	General
Contract start date	09/06/2010
Contract end date	

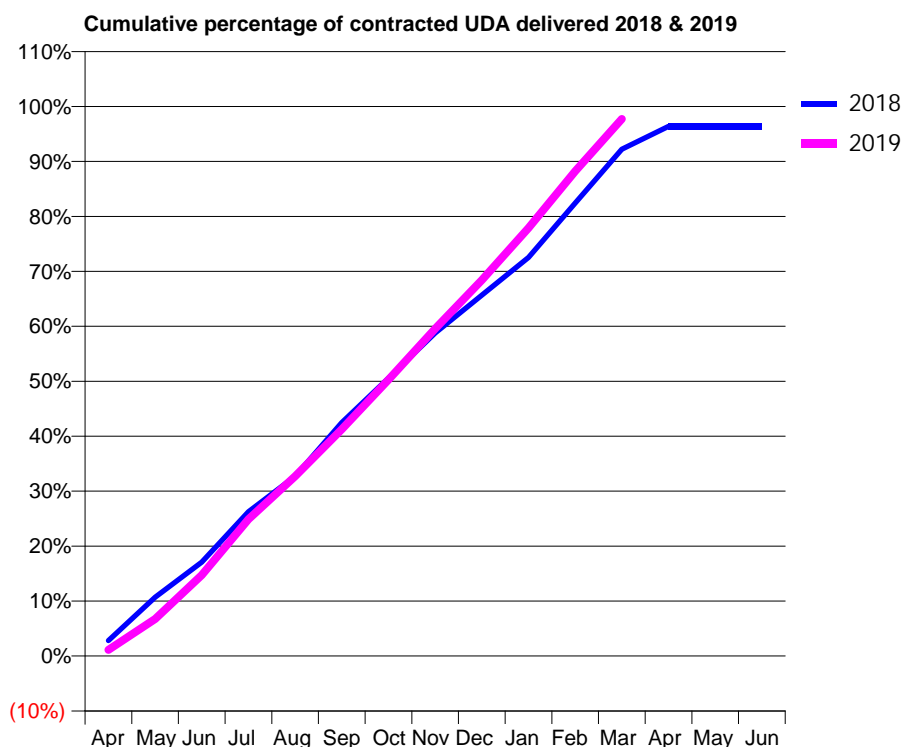
18/19 Contracted general activity (UDA)	12,029
Carry forward general activity (UDA)	435
18/19 Contracted orthodontic activity (UOA)	0
Carry forward orthodontic activity (UOA)	0
Baseline contract value	£318,708.24

ACCESS*

Patients seen in 24 months	Total	Change since previous quarter
Quarter ending March 2018	3,609	
Quarter ending June 2018	3,706	↑
Quarter ending September 2018	3,834	↑
Quarter ending December 2018	3,966	↑
Quarter ending March 2019	4,102	↑
Variance since March 2018	13.7%	↑



ACTIVITY



Month	Adjusted Scheduled Activity (UDA)	
	2018	2019
April	337	134
May	1,290	809
June	2,055	1,771
July	3,160	2,993
August	3,937	3,937
September	5,109	4,962
October	6,082	6,048
November	7,071	7,164
December	7,897	8,229
January	8,722	9,369
February	9,915	10,611
March	11,090	11,754
April	11,593	
May	11,594	
June	11,594	

QUALITY

	Quantity	Base Number	Contract	AT	Region	England
% of FP17s for the same patient ID Re-attending within 3 months - Children	114	1,521	7.5%	10.3%	11.9%	11.8%
% of FP17s for the same patient ID Re-attending within 3 months - Adults	528	4,485	11.8%	16.0%	16.9%	15.7%
% of FP17s for the same patient ID Re-attending between 3 & 9 months - Children	820	1,521	53.9%	48.6%	48.9%	58.9%
% of FP17s for the same patient ID Re-attending between 3 & 9 months - Adults	2,529	4,485	56.4%	38.3%	38.9%	50.8%
% of FP17s for Band 1 Urgent Courses	578	5,772	10.0%	11.1%	10.7%	9.1%
% of FP17s Relating to Free Repair or Replacements	30	5,772	0.5%	0.5%	0.5%	0.8%
% of FP17s Relating to Continuations	29	5,772	0.5%	0.5%	0.7%	0.9%
% of Patients satisfied with the dentistry they have received	3	3	N/A	86.8%	89.1%	92.5%
% of Patients satisfied with the time they had to wait for an appointment	2	3	N/A	83.1%	83.1%	87.0%

* This is based on patients treated on this contract for their most recent course of treatment. Figures in italics indicate the base number of FP17s or Patient Questionnaire responses are less than 100. N/A is shown where the base number of responses is less than 10 during the period. % is calculated as Quantity/Base number*100

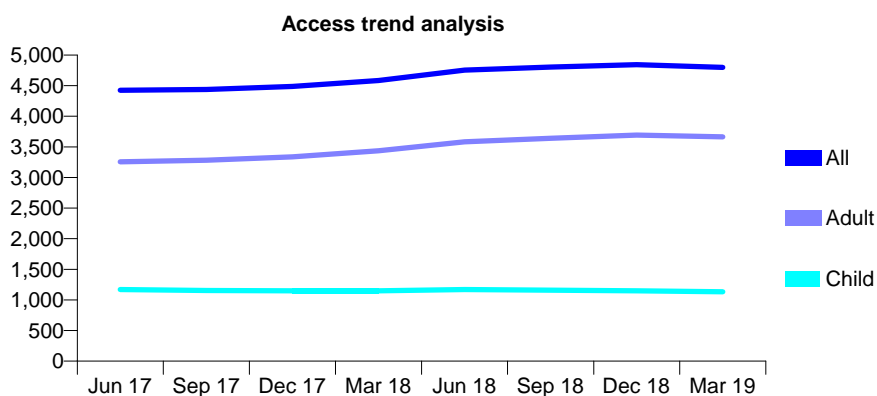
Q62 - Vital Signs At a Glance Contract Report for 142964/0001 - March 2019

Name or company name	The Bush Dental Clinic
Contract type name	GDS Contract
Purpose of contract	General
Contract start date	01/04/2011
Contract end date	

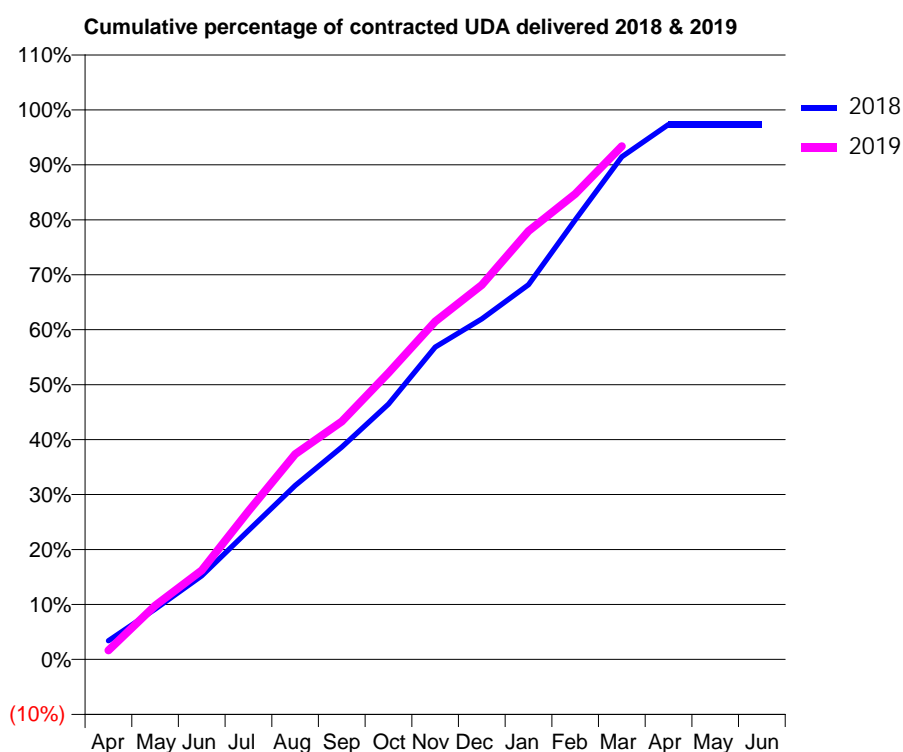
18/19 Contracted general activity (UDA)	12,840
Carry forward general activity (UDA)	342
18/19 Contracted orthodontic activity (UOA)	0
Carry forward orthodontic activity (UOA)	0
Baseline contract value	£460,746.58

ACCESS*

Patients seen in 24 months	Total	Change since previous quarter
Quarter ending March 2018	4,586	
Quarter ending June 2018	4,754	↑
Quarter ending September 2018	4,802	→
Quarter ending December 2018	4,843	→
Quarter ending March 2019	4,798	→
Variance since March 2018	4.6%	↑



ACTIVITY



Month	Adjusted Scheduled Activity (UDA)	
	2018	2019
April	436	210
May	1,176	1,257
June	1,955	2,080
July	3,011	3,463
August	4,063	4,796
September	4,963	5,560
October	5,965	6,695
November	7,299	7,895
December	7,958	8,749
January	8,757	10,009
February	10,272	10,876
March	11,742	11,987
April	12,500	
May	12,498	
June	12,498	

QUALITY

	Quantity	Base Number	Contract	AT	Region	England
% of FP17s for the same patient ID Re-attending within 3 months - Children	93	1,633	5.7%	10.3%	11.9%	11.8%
% of FP17s for the same patient ID Re-attending within 3 months - Adults	658	4,699	14.0%	16.0%	16.9%	15.7%
% of FP17s for the same patient ID Re-attending between 3 & 9 months - Children	973	1,633	59.6%	48.6%	48.9%	58.9%
% of FP17s for the same patient ID Re-attending between 3 & 9 months - Adults	2,173	4,699	46.2%	38.3%	38.9%	50.8%
% of FP17s for Band 1 Urgent Courses	670	6,061	11.1%	11.1%	10.7%	9.1%
% of FP17s Relating to Free Repair or Replacements	3	6,061	0.0%	0.5%	0.5%	0.8%
% of FP17s Relating to Continuations	14	6,061	0.2%	0.5%	0.7%	0.9%
% of Patients satisfied with the dentistry they have received	0	0	N/A	86.8%	89.1%	92.5%
% of Patients satisfied with the time they had to wait for an appointment	0	0	N/A	83.1%	83.1%	87.0%

* This is based on patients treated on this contract for their most recent course of treatment. Figures in italics indicate the base number of FP17s or Patient Questionnaire responses are less than 100. N/A is shown where the base number of responses is less than 10 during the period. % is calculated as Quantity/Base number*100

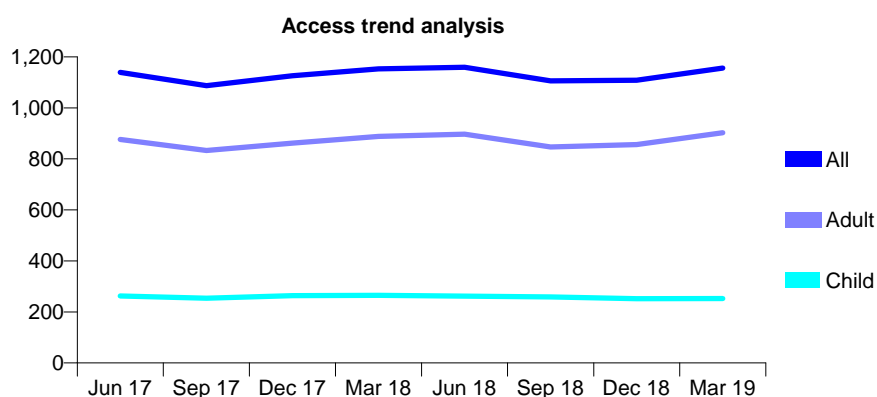
Q62 - Vital Signs At a Glance Contract Report for 143774/0001 - March 2019

Name or company name	Dr J Jeyaseelan & Dr A Thanki
Contract type name	GDS Contract
Purpose of contract	General
Contract start date	01/12/2014
Contract end date	

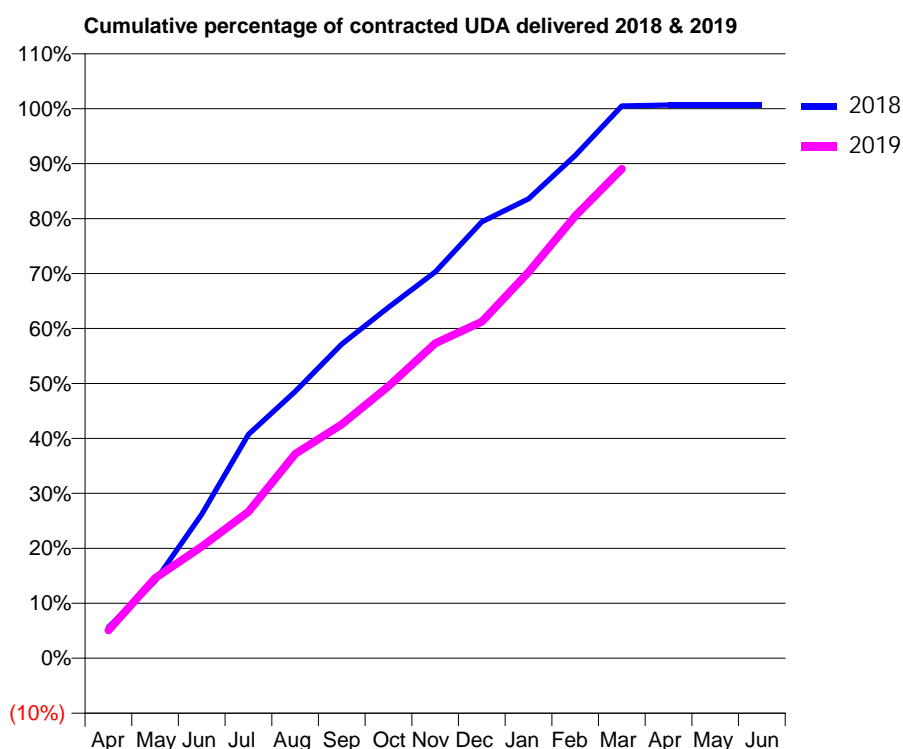
18/19 Contracted general activity (UDA)	3,957
Carry forward general activity (UDA)	-26
18/19 Contracted orthodontic activity (UOA)	0
Carry forward orthodontic activity (UOA)	0
Baseline contract value	£125,175.69

ACCESS*

Patients seen in 24 months	Total	Change since previous quarter
Quarter ending March 2018	1,153	
Quarter ending June 2018	1,159	→
Quarter ending September 2018	1,106	↓
Quarter ending December 2018	1,108	→
Quarter ending March 2019	1,156	↑
Variance since March 2018	0.3%	→



ACTIVITY



Month	2018	2019
April	223	201
May	556	577
June	1,037	804
July	1,612	1,054
August	1,921	1,471
September	2,262	1,684
October	2,527	1,958
November	2,781	2,268
December	3,141	2,423
January	3,308	2,780
February	3,621	3,184
March	3,976	3,524
April	3,983	
May	3,983	
June	3,983	

QUALITY

	Quantity	Base Number	Contract	AT	Region	England
% of FP17s for the same patient ID Re-attending within 3 months - Children	2	264	0.8%	10.3%	11.9%	11.8%
% of FP17s for the same patient ID Re-attending within 3 months - Adults	42	853	4.9%	16.0%	16.9%	15.7%
% of FP17s for the same patient ID Re-attending between 3 & 9 months - Children	140	264	53.0%	48.6%	48.9%	58.9%
% of FP17s for the same patient ID Re-attending between 3 & 9 months - Adults	352	853	41.3%	38.3%	38.9%	50.8%
% of FP17s for Band 1 Urgent Courses	29	1,110	2.6%	11.1%	10.7%	9.1%
% of FP17s Relating to Free Repair or Replacements	0	1,110	0.0%	0.5%	0.5%	0.8%
% of FP17s Relating to Continuations	1	1,110	0.1%	0.5%	0.7%	0.9%
% of Patients satisfied with the dentistry they have received	0	0	N/A	86.8%	89.1%	92.5%
% of Patients satisfied with the time they had to wait for an appointment	0	0	N/A	83.1%	83.1%	87.0%

* This is based on patients treated on this contract for their most recent course of treatment. Figures in italics indicate the base number of FP17s or Patient Questionnaire responses are less than 100. N/A is shown where the base number of responses is less than 10 during the period. % is calculated as Quantity/Base number*100

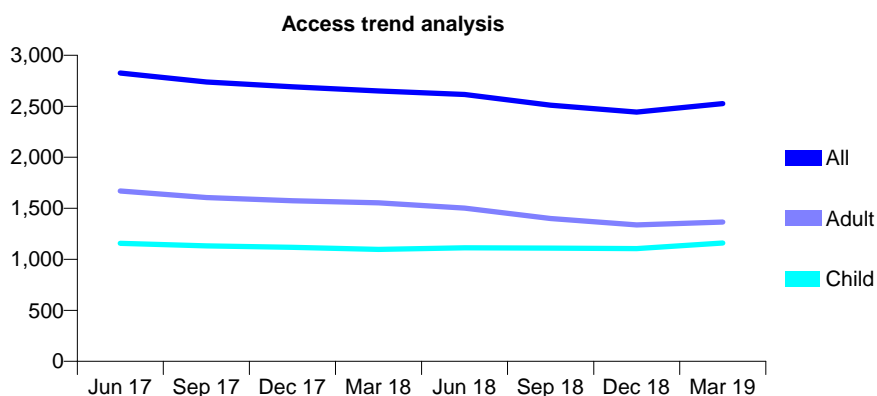
Q62 - Vital Signs At a Glance Contract Report for 144843/0001 - March 2019

Name or company name	Dr Jeff Sherer and Dr Larry Levin
Contract type name	GDS Contract
Purpose of contract	General
Contract start date	01/12/2014
Contract end date	

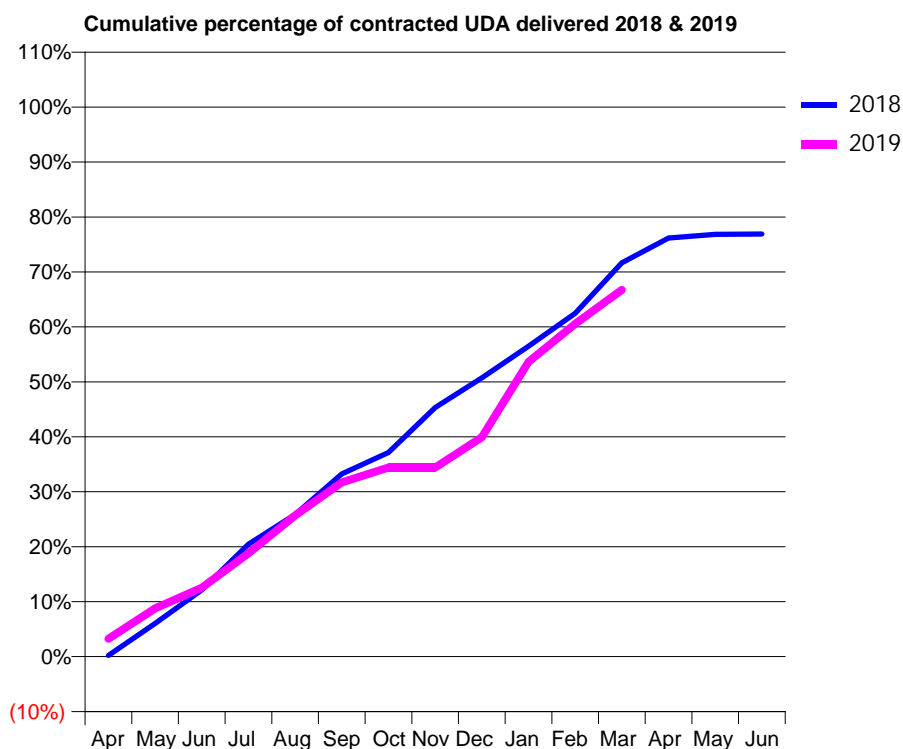
18/19 Contracted general activity (UDA)	7,313
Carry forward general activity (UDA)	0
18/19 Contracted orthodontic activity (UOA)	0
Carry forward orthodontic activity (UOA)	0
Baseline contract value	£181,865.64

ACCESS*

Patients seen in 24 months	Total	Change since previous quarter
Quarter ending March 2018	2,650	
Quarter ending June 2018	2,615	↓
Quarter ending September 2018	2,510	↓
Quarter ending December 2018	2,442	↓
Quarter ending March 2019	2,526	↑
Variance since March 2018	(4.7%)	↓



ACTIVITY



Month	Adjusted Scheduled Activity (UDA)	
	2018	2019
April	17	237
May	443	641
June	886	917
July	1,497	1,374
August	1,893	1,881
September	2,431	2,318
October	2,716	2,518
November	3,313	2,518
December	3,710	2,918
January	4,131	3,920
February	4,568	4,428
March	5,239	4,882
April	5,570	
May	5,620	
June	5,623	

QUALITY

	Quantity	Base Number	Contract	AT	Region	England
% of FP17s for the same patient ID Re-attending within 3 months - Children	163	1,524	10.7%	10.3%	11.9%	11.8%
% of FP17s for the same patient ID Re-attending within 3 months - Adults	275	1,465	18.8%	16.0%	16.9%	15.7%
% of FP17s for the same patient ID Re-attending between 3 & 9 months - Children	714	1,524	46.9%	48.6%	48.9%	58.9%
% of FP17s for the same patient ID Re-attending between 3 & 9 months - Adults	558	1,465	38.1%	38.3%	38.9%	50.8%
% of FP17s for Band 1 Urgent Courses	246	2,794	8.8%	11.1%	10.7%	9.1%
% of FP17s Relating to Free Repair or Replacements	0	2,794	0.0%	0.5%	0.5%	0.8%
% of FP17s Relating to Continuations	68	2,794	2.4%	0.5%	0.7%	0.9%
% of Patients satisfied with the dentistry they have received	1	1	N/A	86.8%	89.1%	92.5%
% of Patients satisfied with the time they had to wait for an appointment	0	1	N/A	83.1%	83.1%	87.0%

* This is based on patients treated on this contract for their most recent course of treatment. Figures in italics indicate the base number of FP17s or Patient Questionnaire responses are less than 100. N/A is shown where the base number of responses is less than 10 during the period. % is calculated as Quantity/Base number*100

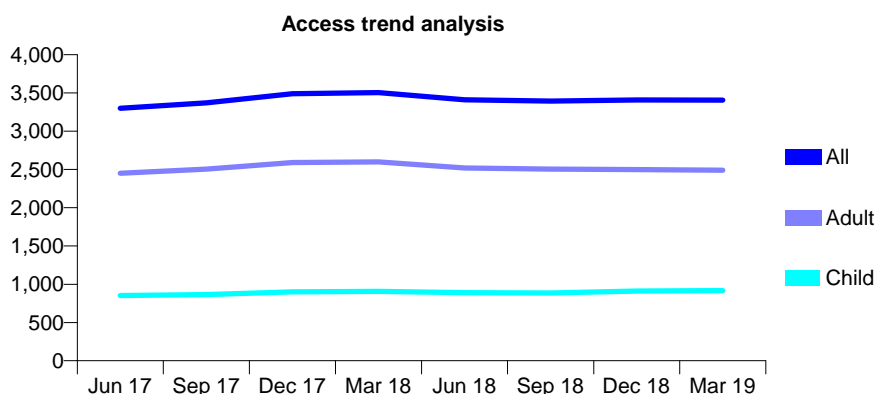
Q62 - Vital Signs At a Glance Contract Report for 145173/0001 - March 2019

Name or company name	Dr. B.C. Khiroya & Dr. R. Majithia
Contract type name	GDS Contract
Purpose of contract	General
Contract start date	01/04/2013
Contract end date	

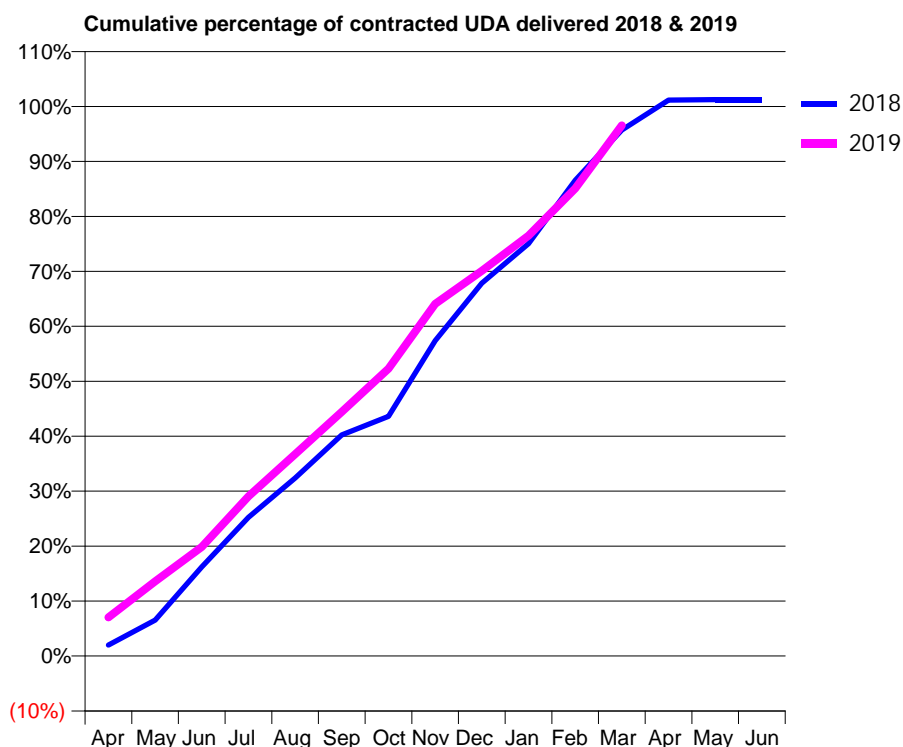
18/19 Contracted general activity (UDA)	6,470
Carry forward general activity (UDA)	-82
18/19 Contracted orthodontic activity (UOA)	0
Carry forward orthodontic activity (UOA)	0
Baseline contract value	£158,302.88

ACCESS*

Patients seen in 24 months	Total	Change since previous quarter
Quarter ending March 2018	3,504	
Quarter ending June 2018	3,410	↓
Quarter ending September 2018	3,392	→
Quarter ending December 2018	3,409	→
Quarter ending March 2019	3,406	→
Variance since March 2018	(2.8%)	↓



ACTIVITY



Month	Adjusted Scheduled Activity (UDA)	
	2018	2019
April	129	456
May	424	879
June	1,048	1,284
July	1,632	1,880
August	2,097	2,376
September	2,602	2,874
October	2,822	3,383
November	3,712	4,146
December	4,389	4,534
January	4,853	4,949
February	5,601	5,504
March	6,191	6,246
April	6,546	
May	6,552	
June	6,552	

QUALITY

	Quantity	Base Number	Contract	AT	Region	England
% of FP17s for the same patient ID Re-attending within 3 months - Children	94	1,100	8.5%	10.3%	11.9%	11.8%
% of FP17s for the same patient ID Re-attending within 3 months - Adults	360	2,442	14.7%	16.0%	16.9%	15.7%
% of FP17s for the same patient ID Re-attending between 3 & 9 months - Children	459	1,100	41.7%	48.6%	48.9%	58.9%
% of FP17s for the same patient ID Re-attending between 3 & 9 months - Adults	772	2,442	31.6%	38.3%	38.9%	50.8%
% of FP17s for Band 1 Urgent Courses	459	2,826	16.2%	11.1%	10.7%	9.1%
% of FP17s Relating to Free Repair or Replacements	9	2,826	0.3%	0.5%	0.5%	0.8%
% of FP17s Relating to Continuations	8	2,826	0.3%	0.5%	0.7%	0.9%
% of Patients satisfied with the dentistry they have received	0	0	N/A	86.8%	89.1%	92.5%
% of Patients satisfied with the time they had to wait for an appointment	0	0	N/A	83.1%	83.1%	87.0%

* This is based on patients treated on this contract for their most recent course of treatment. Figures in italics indicate the base number of FP17s or Patient Questionnaire responses are less than 100. N/A is shown where the base number of responses is less than 10 during the period. % is calculated as Quantity/Base number*100

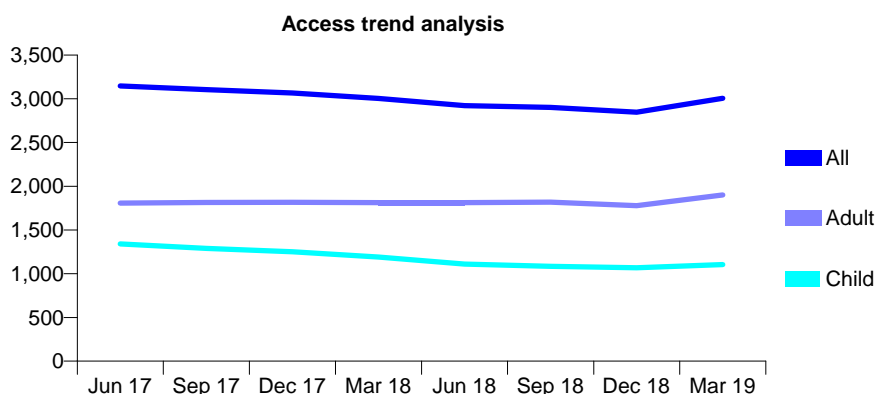
Q62 - Vital Signs At a Glance Contract Report for 147028/0001 - March 2019

Name or company name	Rose Garden Dental Practice
Contract type name	GDS Contract
Purpose of contract	General
Contract start date	01/09/2010
Contract end date	

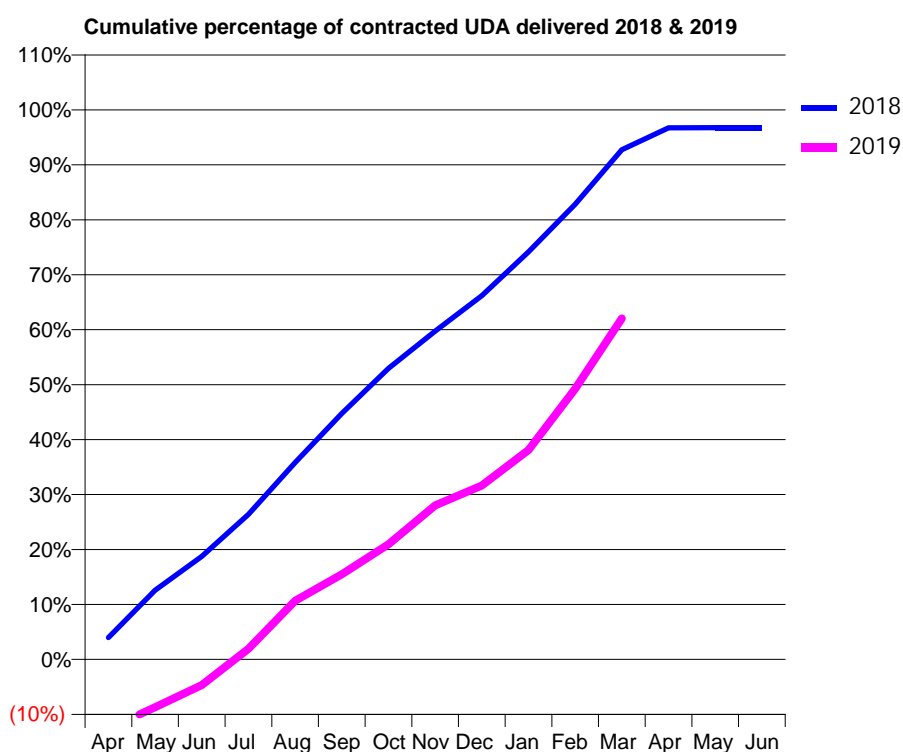
18/19 Contracted general activity (UDA)	5,672
Carry forward general activity (UDA)	943
18/19 Contracted orthodontic activity (UOA)	0
Carry forward orthodontic activity (UOA)	0
Baseline contract value	£161,817.24

ACCESS*

Patients seen in 24 months	Total	Change since previous quarter
Quarter ending March 2018	3,003	
Quarter ending June 2018	2,921	↓
Quarter ending September 2018	2,901	→
Quarter ending December 2018	2,846	↓
Quarter ending March 2019	3,006	↑
Variance since March 2018	0.1%	→



ACTIVITY



Month	Adjusted Scheduled Activity (UDA)	
	2018	2019
April	226	-716
May	715	-494
June	1,063	-267
July	1,498	110
August	2,032	607
September	2,537	877
October	3,004	1,189
November	3,388	1,590
December	3,754	1,795
January	4,207	2,162
February	4,698	2,794
March	5,260	3,519
April	5,487	
May	5,489	
June	5,489	

QUALITY

	Quantity	Base Number	Contract	AT	Region	England
% of FP17s for the same patient ID Re-attending within 3 months - Children	55	1,284	4.3%	10.3%	11.9%	11.8%
% of FP17s for the same patient ID Re-attending within 3 months - Adults	102	1,575	6.5%	16.0%	16.9%	15.7%
% of FP17s for the same patient ID Re-attending between 3 & 9 months - Children	559	1,284	43.5%	48.6%	48.9%	58.9%
% of FP17s for the same patient ID Re-attending between 3 & 9 months - Adults	388	1,575	24.6%	38.3%	38.9%	50.8%
% of FP17s for Band 1 Urgent Courses	170	2,026	8.4%	11.1%	10.7%	9.1%
% of FP17s Relating to Free Repair or Replacements	1	2,026	0.0%	0.5%	0.5%	0.8%
% of FP17s Relating to Continuations	1	2,026	0.0%	0.5%	0.7%	0.9%
% of Patients satisfied with the dentistry they have received	0	0	N/A	86.8%	89.1%	92.5%
% of Patients satisfied with the time they had to wait for an appointment	0	0	N/A	83.1%	83.1%	87.0%

* This is based on patients treated on this contract for their most recent course of treatment. Figures in italics indicate the base number of FP17s or Patient Questionnaire responses are less than 100. N/A is shown where the base number of responses is less than 10 during the period. % is calculated as Quantity/Base number*100

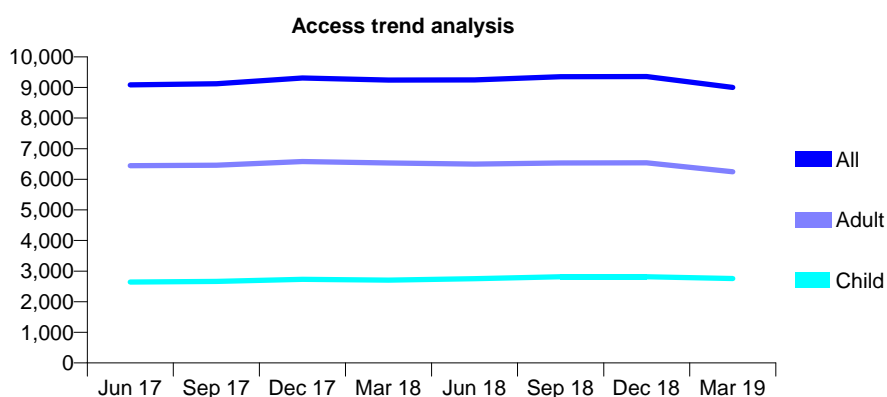
Q62 - Vital Signs At a Glance Contract Report for 148997/0001 - March 2019

Name or company name	Dr.S.B.Radia and Dr.P.Vaid
Contract type name	GDS Contract
Purpose of contract	General
Contract start date	01/11/2012
Contract end date	

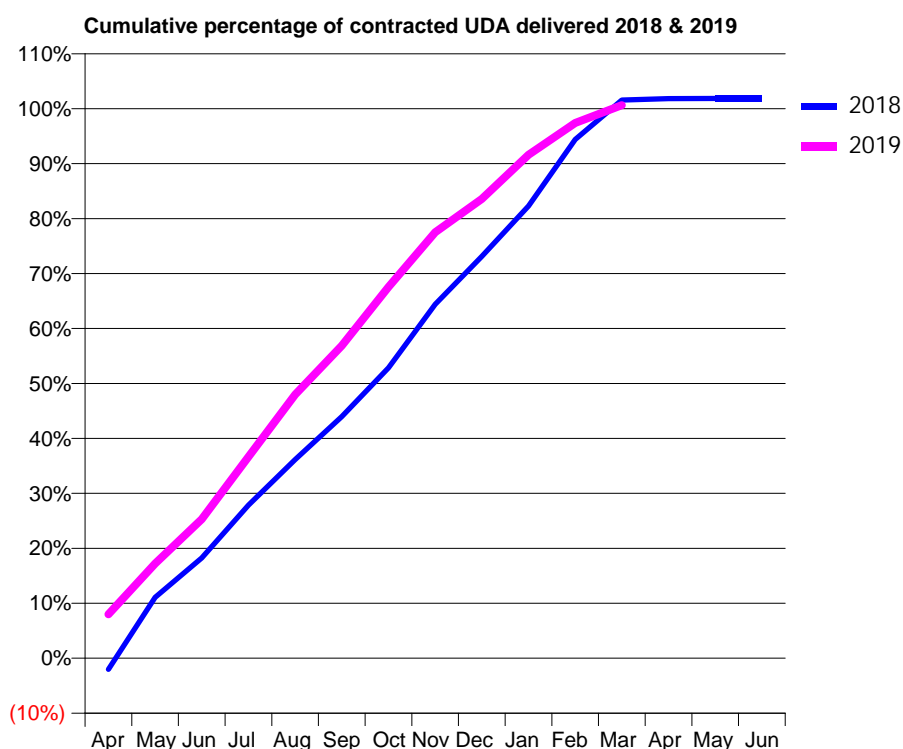
18/19 Contracted general activity (UDA)	25,115
Carry forward general activity (UDA)	-466
18/19 Contracted orthodontic activity (UOA)	0
Carry forward orthodontic activity (UOA)	0
Baseline contract value	£741,890.04

ACCESS*

Patients seen in 24 months	Total	Change since previous quarter
Quarter ending March 2018	9,238	
Quarter ending June 2018	9,248	→
Quarter ending September 2018	9,352	→
Quarter ending December 2018	9,359	→
Quarter ending March 2019	9,001	↓
Variance since March 2018	(2.6%)	↓



ACTIVITY



Month	Adjusted Scheduled Activity (UDA)	
	2018	2019
April	-514	2,005
May	2,782	4,327
June	4,583	6,356
July	6,993	9,205
August	9,077	12,052
September	11,038	14,285
October	13,269	16,962
November	16,177	19,472
December	18,362	20,987
January	20,665	23,006
February	23,705	24,461
March	25,507	25,274
April	25,576	
May	25,582	
June	25,581	

QUALITY

	Quantity	Base Number	Contract	AT	Region	England
% of FP17s for the same patient ID Re-attending within 3 months - Children	260	3,914	6.6%	10.3%	11.9%	11.8%
% of FP17s for the same patient ID Re-attending within 3 months - Adults	819	6,434	12.7%	16.0%	16.9%	15.7%
% of FP17s for the same patient ID Re-attending between 3 & 9 months - Children	2,319	3,914	59.2%	48.6%	48.9%	58.9%
% of FP17s for the same patient ID Re-attending between 3 & 9 months - Adults	2,966	6,434	46.1%	38.3%	38.9%	50.8%
% of FP17s for Band 1 Urgent Courses	882	10,306	8.6%	11.1%	10.7%	9.1%
% of FP17s Relating to Free Repair or Replacements	73	10,306	0.7%	0.5%	0.5%	0.8%
% of FP17s Relating to Continuations	8	10,306	0.1%	0.5%	0.7%	0.9%
% of Patients satisfied with the dentistry they have received	1	1	N/A	86.8%	89.1%	92.5%
% of Patients satisfied with the time they had to wait for an appointment	1	1	N/A	83.1%	83.1%	87.0%

* This is based on patients treated on this contract for their most recent course of treatment.

Figures in italics indicate the base number of FP17s or Patient Questionnaire responses are less than 100. N/A is shown where the base number of responses is less than 10 during the period. % is calculated as Quantity/Base number*100

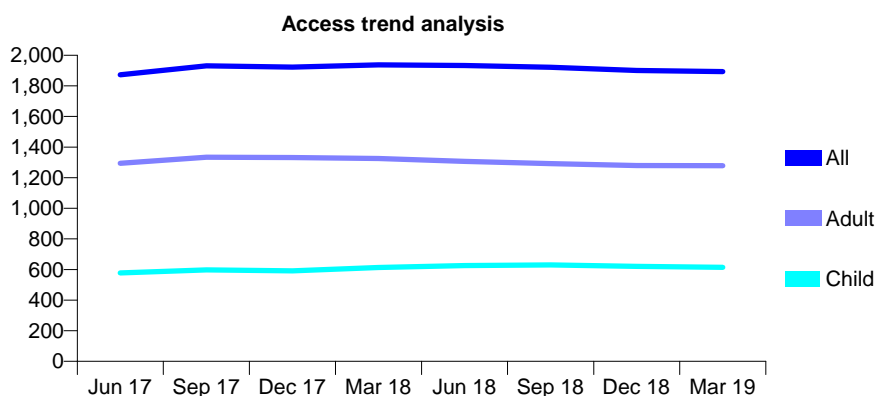
Q62 - Vital Signs At a Glance Contract Report for 150355/0001 - March 2019

Name or company name	Dr Sapneel Patel, and Dr. Cynthia Patel
Contract type name	GDS Contract
Purpose of contract	General
Contract start date	01/11/2013
Contract end date	

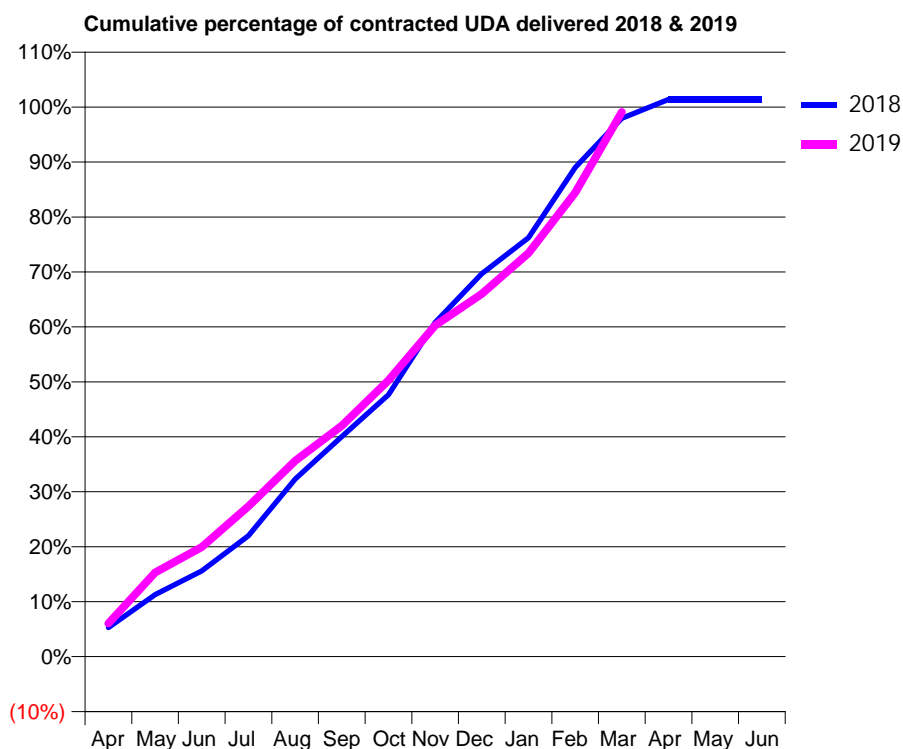
18/19 Contracted general activity (UDA)	3,975
Carry forward general activity (UDA)	-55
18/19 Contracted orthodontic activity (UOA)	0
Carry forward orthodontic activity (UOA)	0
Baseline contract value	£104,102.03

ACCESS*

Patients seen in 24 months	Total	Change since previous quarter
Quarter ending March 2018	1,938	
Quarter ending June 2018	1,933	→
Quarter ending September 2018	1,922	→
Quarter ending December 2018	1,901	↓
Quarter ending March 2019	1,893	→
Variance since March 2018	(2.3%)	↓



ACTIVITY



Month	Adjusted Scheduled Activity (UDA)	
	2018	2019
April	210	241
May	449	609
June	620	792
July	874	1,088
August	1,284	1,416
September	1,592	1,671
October	1,894	2,000
November	2,418	2,396
December	2,769	2,623
January	3,031	2,920
February	3,537	3,357
March	3,893	3,939
April	4,029	
May	4,030	
June	4,030	

QUALITY

	Quantity	Base Number	Contract	AT	Region	England
% of FP17s for the same patient ID Re-attending within 3 months - Children	53	865	6.1%	10.3%	11.9%	11.8%
% of FP17s for the same patient ID Re-attending within 3 months - Adults	129	1,303	9.9%	16.0%	16.9%	15.7%
% of FP17s for the same patient ID Re-attending between 3 & 9 months - Children	525	865	60.7%	48.6%	48.9%	58.9%
% of FP17s for the same patient ID Re-attending between 3 & 9 months - Adults	576	1,303	44.2%	38.3%	38.9%	50.8%
% of FP17s for Band 1 Urgent Courses	108	1,722	6.3%	11.1%	10.7%	9.1%
% of FP17s Relating to Free Repair or Replacements	13	1,722	0.8%	0.5%	0.5%	0.8%
% of FP17s Relating to Continuations	5	1,722	0.3%	0.5%	0.7%	0.9%
% of Patients satisfied with the dentistry they have received	0	0	N/A	86.8%	89.1%	92.5%
% of Patients satisfied with the time they had to wait for an appointment	0	0	N/A	83.1%	83.1%	87.0%

* This is based on patients treated on this contract for their most recent course of treatment. Figures in italics indicate the base number of FP17s or Patient Questionnaire responses are less than 100. N/A is shown where the base number of responses is less than 10 during the period. % is calculated as Quantity/Base number*100

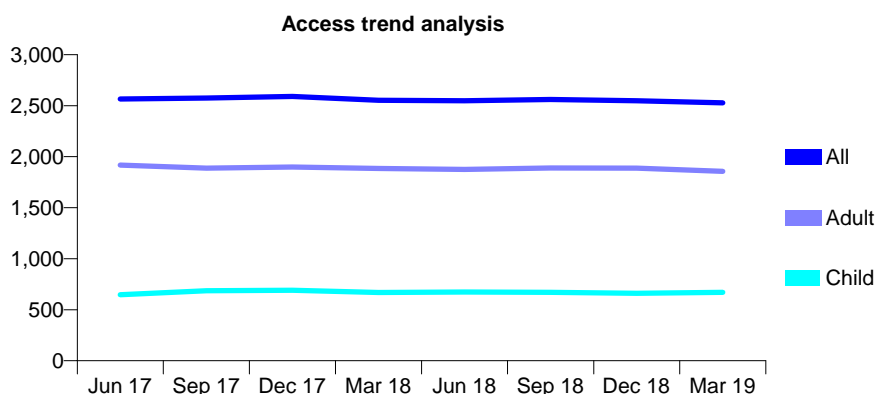
Q62 - Vital Signs At a Glance Contract Report for 153494/0001 - March 2019

Name or company name	Joginder Singh Sethi, Ranjit Kaur Sethi, De
Contract type name	GDS Contract
Purpose of contract	General
Contract start date	13/06/2011
Contract end date	

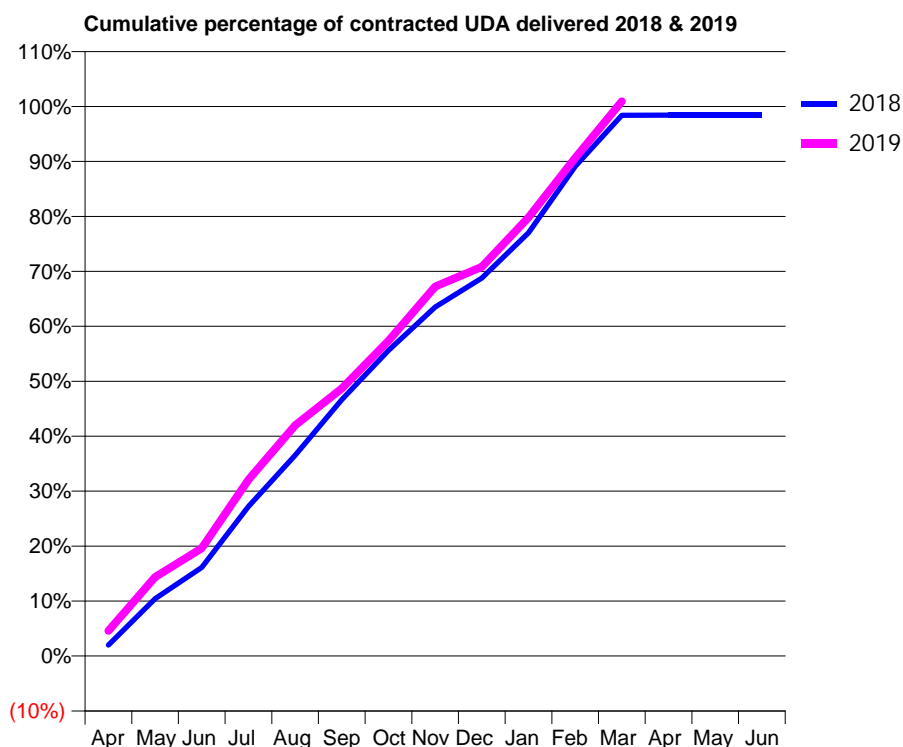
18/19 Contracted general activity (UDA)	8,420
Carry forward general activity (UDA)	134
18/19 Contracted orthodontic activity (UOA)	0
Carry forward orthodontic activity (UOA)	0
Baseline contract value	£262,275.71

ACCESS*

Patients seen in 24 months	Total	Change since previous quarter
Quarter ending March 2018	2,552	
Quarter ending June 2018	2,549	→
Quarter ending September 2018	2,560	→
Quarter ending December 2018	2,549	→
Quarter ending March 2019	2,528	→
Variance since March 2018	(0.9%)	→



ACTIVITY



Month	Adjusted Scheduled Activity (UDA)	
	2018	2019
April	168	388
May	881	1,211
June	1,358	1,652
July	2,292	2,701
August	3,076	3,535
September	3,926	4,099
October	4,682	4,829
November	5,346	5,661
December	5,792	5,963
January	6,484	6,720
February	7,501	7,633
March	8,285	8,496
April	8,286	
May	8,286	
June	8,286	

QUALITY

	Quantity	Base Number	Contract	AT	Region	England
% of FP17s for the same patient ID Re-attending within 3 months - Children	113	883	12.8%	10.3%	11.9%	11.8%
% of FP17s for the same patient ID Re-attending within 3 months - Adults	453	2,144	21.1%	16.0%	16.9%	15.7%
% of FP17s for the same patient ID Re-attending between 3 & 9 months - Children	373	883	42.2%	48.6%	48.9%	58.9%
% of FP17s for the same patient ID Re-attending between 3 & 9 months - Adults	671	2,144	31.3%	38.3%	38.9%	50.8%
% of FP17s for Band 1 Urgent Courses	687	3,026	22.7%	11.1%	10.7%	9.1%
% of FP17s Relating to Free Repair or Replacements	38	3,026	1.3%	0.5%	0.5%	0.8%
% of FP17s Relating to Continuations	51	3,026	1.7%	0.5%	0.7%	0.9%
% of Patients satisfied with the dentistry they have received	0	0	N/A	86.8%	89.1%	92.5%
% of Patients satisfied with the time they had to wait for an appointment	0	0	N/A	83.1%	83.1%	87.0%

* This is based on patients treated on this contract for their most recent course of treatment. Figures in italics indicate the base number of FP17s or Patient Questionnaire responses are less than 100. N/A is shown where the base number of responses is less than 10 during the period. % is calculated as Quantity/Base number*100

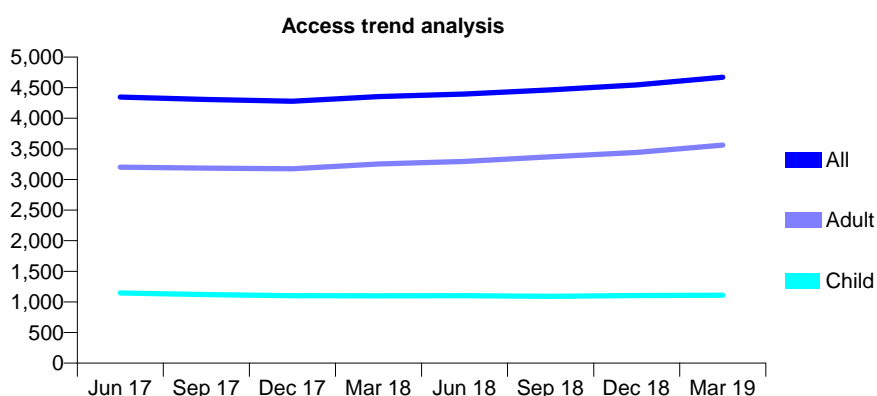
Q62 - Vital Signs At a Glance Contract Report for 154083/0001 - March 2019

Name or company name	Quality Dental Care Fulham
Contract type name	GDS Contract
Purpose of contract	General
Contract start date	01/07/2014
Contract end date	

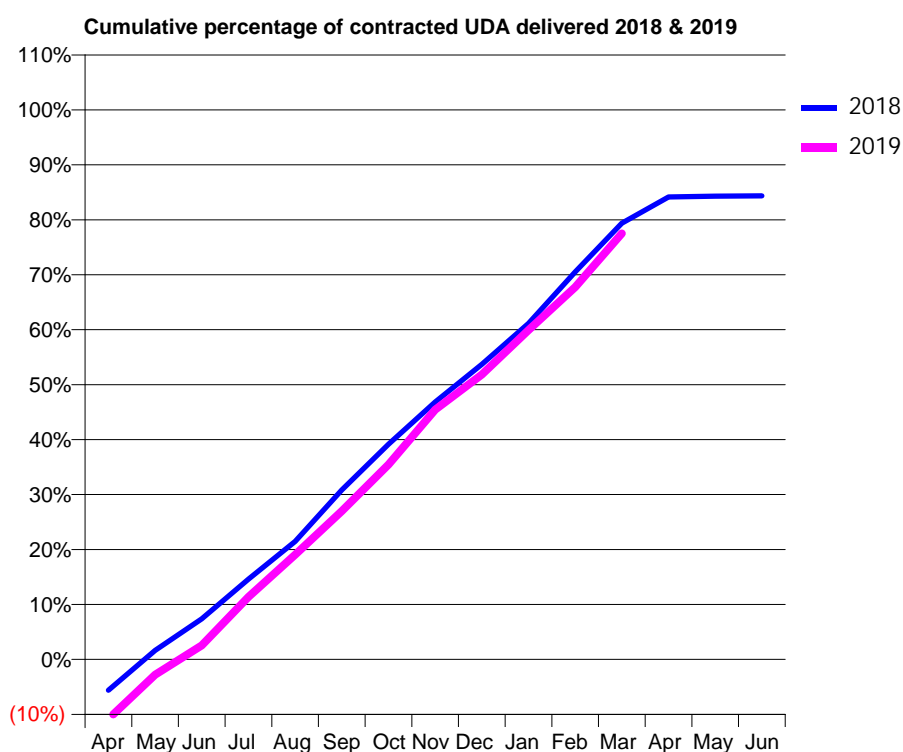
18/19 Contracted general activity (UDA)	16,627
Carry forward general activity (UDA)	2,603
18/19 Contracted orthodontic activity (UOA)	0
Carry forward orthodontic activity (UOA)	0
Baseline contract value	£496,434.28

ACCESS*

Patients seen in 24 months	Total	Change since previous quarter
Quarter ending March 2018	4,353	
Quarter ending June 2018	4,396	→
Quarter ending September 2018	4,465	→
Quarter ending December 2018	4,546	→
Quarter ending March 2019	4,669	↑
Variance since March 2018	7.3%	↑



ACTIVITY



Month	2018	2019
April	-936	-1,804
May	272	-465
June	1,229	425
July	2,425	1,890
August	3,574	3,168
September	5,127	4,484
October	6,511	5,899
November	7,790	7,554
December	8,928	8,618
January	10,165	9,964
February	11,722	11,264
March	13,196	12,890
April	13,989	
May	14,016	
June	14,024	

QUALITY

	Quantity	Base Number	Contract	AT	Region	England
% of FP17s for the same patient ID Re-attending within 3 months - Children	128	1,333	9.6%	10.3%	11.9%	11.8%
% of FP17s for the same patient ID Re-attending within 3 months - Adults	792	4,103	19.3%	16.0%	16.9%	15.7%
% of FP17s for the same patient ID Re-attending between 3 & 9 months - Children	602	1,333	45.2%	48.6%	48.9%	58.9%
% of FP17s for the same patient ID Re-attending between 3 & 9 months - Adults	1,213	4,103	29.6%	38.3%	38.9%	50.8%
% of FP17s for Band 1 Urgent Courses	758	4,970	15.3%	11.1%	10.7%	9.1%
% of FP17s Relating to Free Repair or Replacements	25	4,970	0.5%	0.5%	0.5%	0.8%
% of FP17s Relating to Continuations	19	4,970	0.4%	0.5%	0.7%	0.9%
% of Patients satisfied with the dentistry they have received	1	1	N/A	86.8%	89.1%	92.5%
% of Patients satisfied with the time they had to wait for an appointment	1	1	N/A	83.1%	83.1%	87.0%

* This is based on patients treated on this contract for their most recent course of treatment. Figures in italics indicate the base number of FP17s or Patient Questionnaire responses are less than 100. N/A is shown where the base number of responses is less than 10 during the period. % is calculated as Quantity/Base number*100

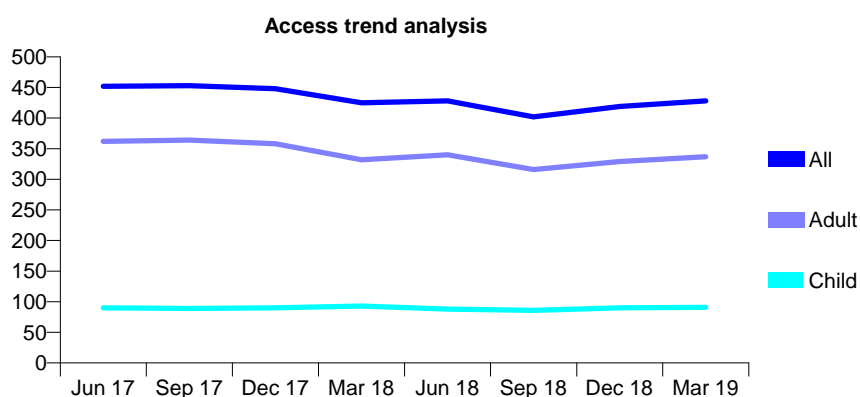
Q62 - Vital Signs At a Glance Contract Report for 154296/0001 - March 2019

Name or company name	Victoria Dental Centre
Contract type name	GDS Contract
Purpose of contract	General
Contract start date	02/11/2015
Contract end date	

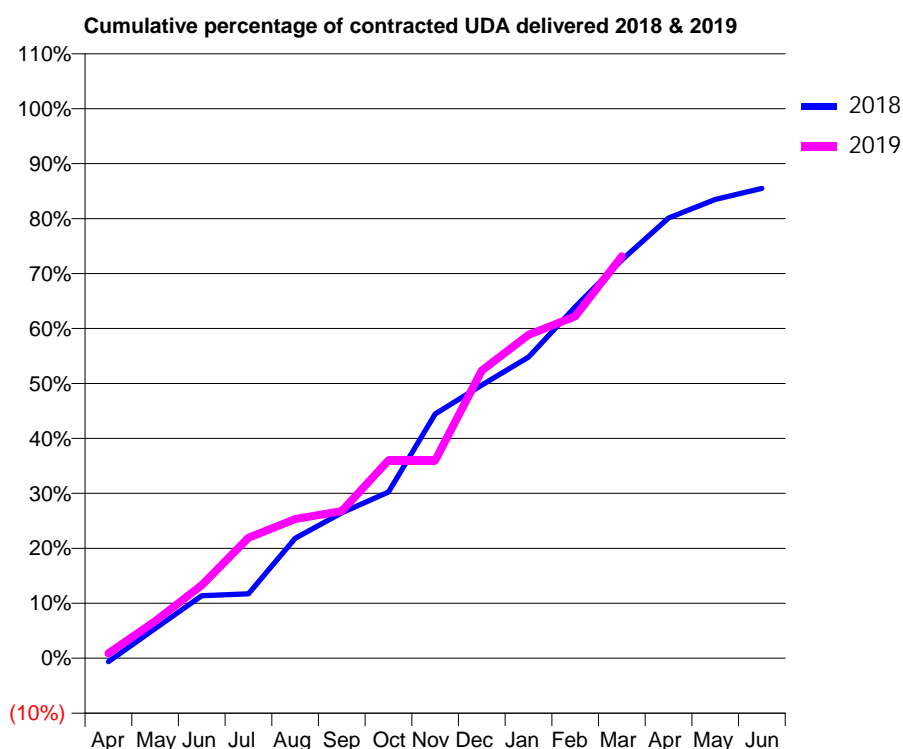
18/19 Contracted general activity (UDA)	1,395
Carry forward general activity (UDA)	0
18/19 Contracted orthodontic activity (UOA)	0
Carry forward orthodontic activity (UOA)	0
Baseline contract value	£33,833.81

ACCESS*

Patients seen in 24 months	Total	Change since previous quarter
Quarter ending March 2018	425	
Quarter ending June 2018	428	→
Quarter ending September 2018	402	↓
Quarter ending December 2018	419	↑
Quarter ending March 2019	428	↑
Variance since March 2018	0.7%	→



ACTIVITY



Month	2018	2019
April	-9	12
May	75	94
June	159	185
July	164	306
August	304	353
September	369	374
October	422	502
November	620	502
December	693	730
January	765	821
February	892	868
March	1,011	1,020
April	1,117	
May	1,164	
June	1,192	

QUALITY

	Quantity	Base Number	Contract	AT	Region	England
% of FP17s for the same patient ID Re-attending within 3 months - Children	1	89	1.1%	10.3%	11.9%	11.8%
% of FP17s for the same patient ID Re-attending within 3 months - Adults	34	328	10.4%	16.0%	16.9%	15.7%
% of FP17s for the same patient ID Re-attending between 3 & 9 months - Children	37	89	41.6%	48.6%	48.9%	58.9%
% of FP17s for the same patient ID Re-attending between 3 & 9 months - Adults	106	328	32.3%	38.3%	38.9%	50.8%
% of FP17s for Band 1 Urgent Courses	39	353	11.0%	11.1%	10.7%	9.1%
% of FP17s Relating to Free Repair or Replacements	1	353	0.3%	0.5%	0.5%	0.8%
% of FP17s Relating to Continuations	0	353	0.0%	0.5%	0.7%	0.9%
% of Patients satisfied with the dentistry they have received	0	0	N/A	86.8%	89.1%	92.5%
% of Patients satisfied with the time they had to wait for an appointment	0	0	N/A	83.1%	83.1%	87.0%

* This is based on patients treated on this contract for their most recent course of treatment.

Figures in italics indicate the base number of FP17s or Patient Questionnaire responses are less than 100. N/A is shown where the base number of responses is less than 10 during the period. % is calculated as Quantity/Base number*100

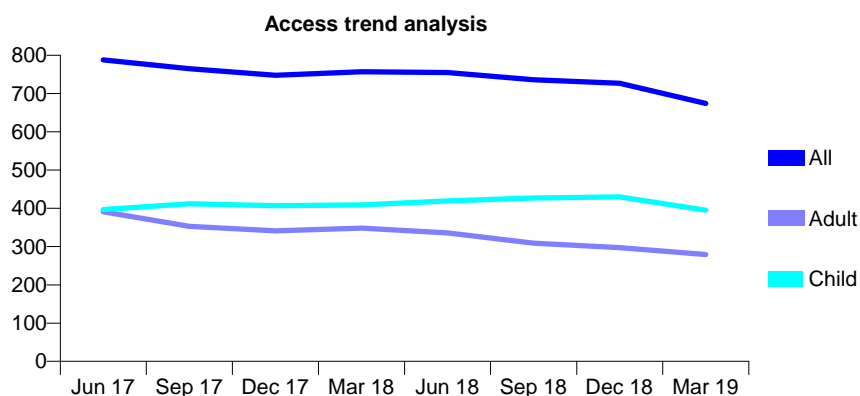
Q62 - Vital Signs At a Glance Contract Report for 154881/0001 - March 2019

Name or company name	Noorani & Shahid
Contract type name	GDS Contract
Purpose of contract	General
Contract start date	01/08/2009
Contract end date	

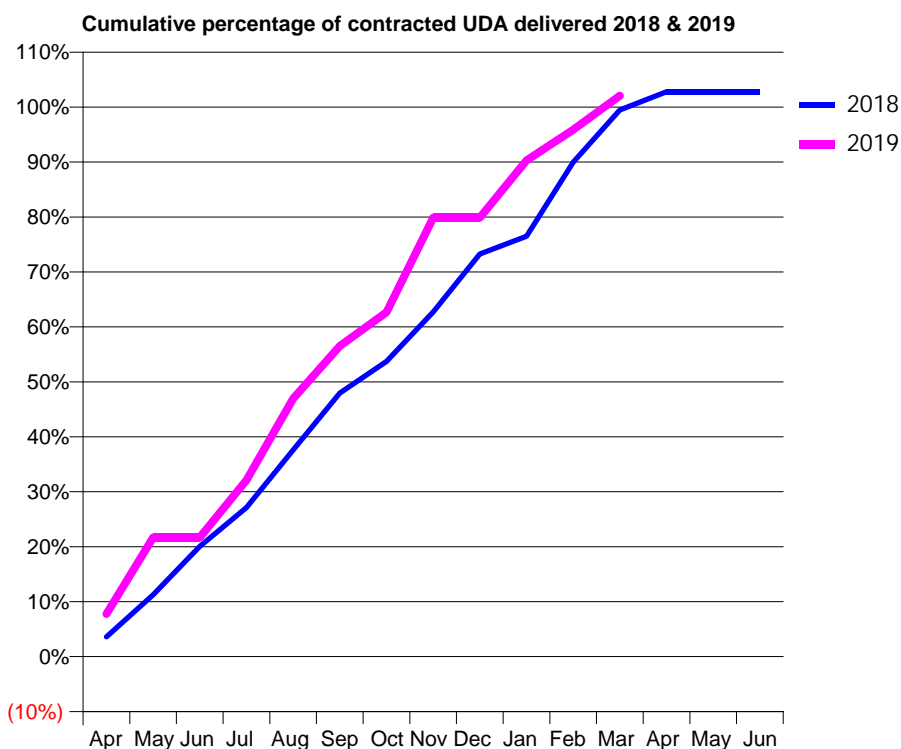
18/19 Contracted general activity (UDA)	1,300
Carry forward general activity (UDA)	-26
18/19 Contracted orthodontic activity (UOA)	0
Carry forward orthodontic activity (UOA)	0
Baseline contract value	£38,594.26

ACCESS*

Patients seen in 24 months	Total	Change since previous quarter
Quarter ending March 2018	757	
Quarter ending June 2018	755	→
Quarter ending September 2018	736	↓
Quarter ending December 2018	727	↓
Quarter ending March 2019	674	↓
Variance since March 2018	(11.0%)	↓



ACTIVITY



Month	Adjusted Scheduled Activity (UDA)	
	2018	2019
April	47	101
May	146	282
June	261	282
July	352	417
August	489	611
September	623	735
October	698	815
November	815	1,038
December	952	1,038
January	995	1,174
February	1,170	1,247
March	1,293	1,327
April	1,336	
May	1,336	
June	1,336	

QUALITY

	Quantity	Base Number	Contract	AT	Region	England
% of FP17s for the same patient ID Re-attending within 3 months - Children	29	522	5.6%	10.3%	11.9%	11.8%
% of FP17s for the same patient ID Re-attending within 3 months - Adults	31	296	10.5%	16.0%	16.9%	15.7%
% of FP17s for the same patient ID Re-attending between 3 & 9 months - Children	262	522	50.2%	48.6%	48.9%	58.9%
% of FP17s for the same patient ID Re-attending between 3 & 9 months - Adults	112	296	37.8%	38.3%	38.9%	50.8%
% of FP17s for Band 1 Urgent Courses	58	797	7.3%	11.1%	10.7%	9.1%
% of FP17s Relating to Free Repair or Replacements	0	797	0.0%	0.5%	0.5%	0.8%
% of FP17s Relating to Continuations	13	797	1.6%	0.5%	0.7%	0.9%
% of Patients satisfied with the dentistry they have received	1	1	N/A	86.8%	89.1%	92.5%
% of Patients satisfied with the time they had to wait for an appointment	1	1	N/A	83.1%	83.1%	87.0%

* This is based on patients treated on this contract for their most recent course of treatment. Figures in italics indicate the base number of FP17s or Patient Questionnaire responses are less than 100. N/A is shown where the base number of responses is less than 10 during the period. % is calculated as Quantity/Base number*100

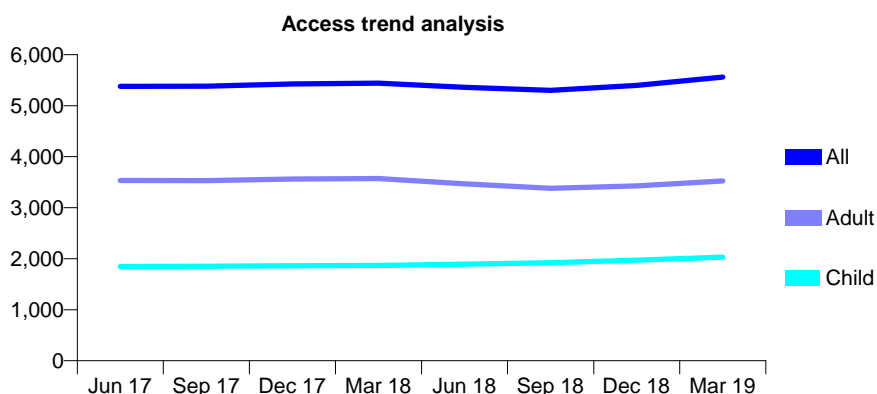
Q62 - Vital Signs At a Glance Contract Report for 155217/0001 - March 2019

Name or company name	Mr P. S. Sanehi & Mr A. K. Mirza
Contract type name	GDS Contract
Purpose of contract	General
Contract start date	01/04/2015
Contract end date	

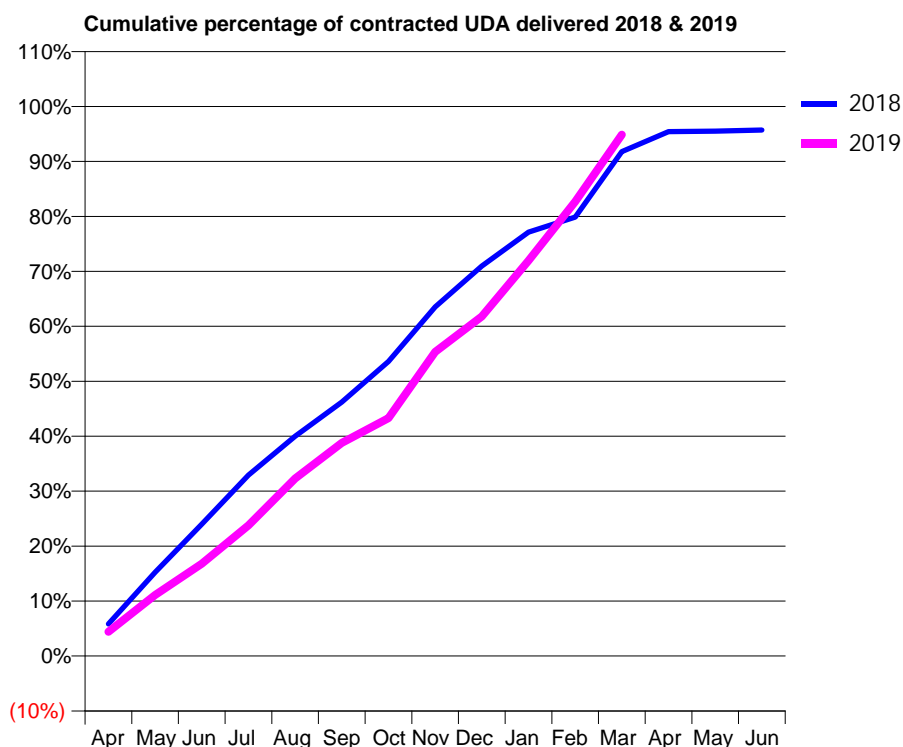
18/19 Contracted general activity (UDA)	19,605
Carry forward general activity (UDA)	-95
18/19 Contracted orthodontic activity (UOA)	0
Carry forward orthodontic activity (UOA)	0
Baseline contract value	£652,391.98

ACCESS*

Patients seen in 24 months	Total	Change since previous quarter
Quarter ending March 2018	5,441	
Quarter ending June 2018	5,362	↓
Quarter ending September 2018	5,301	↓
Quarter ending December 2018	5,398	→
Quarter ending March 2019	5,559	↑
Variance since March 2018	2.2%	↑



ACTIVITY



Month	Adjusted Scheduled Activity (UDA)	
	2018	2019
April	1,145	862
May	2,990	2,182
June	4,703	3,291
July	6,453	4,665
August	7,845	6,332
September	9,061	7,603
October	10,505	8,490
November	12,455	10,851
December	13,909	12,115
January	15,121	14,105
February	15,660	16,210
March	17,993	18,602
April	18,707	
May	18,725	
June	18,764	

QUALITY

	Quantity	Base Number	Contract	AT	Region	England
% of FP17s for the same patient ID Re-attending within 3 months - Children	221	2,725	8.1%	10.3%	11.9%	11.8%
% of FP17s for the same patient ID Re-attending within 3 months - Adults	699	3,849	18.2%	16.0%	16.9%	15.7%
% of FP17s for the same patient ID Re-attending between 3 & 9 months - Children	1,238	2,725	45.4%	48.6%	48.9%	58.9%
% of FP17s for the same patient ID Re-attending between 3 & 9 months - Adults	1,130	3,849	29.4%	38.3%	38.9%	50.8%
% of FP17s for Band 1 Urgent Courses	1,266	6,282	20.2%	11.1%	10.7%	9.1%
% of FP17s Relating to Free Repair or Replacements	1	6,282	0.0%	0.5%	0.5%	0.8%
% of FP17s Relating to Continuations	1	6,282	0.0%	0.5%	0.7%	0.9%
% of Patients satisfied with the dentistry they have received	2	2	N/A	86.8%	89.1%	92.5%
% of Patients satisfied with the time they had to wait for an appointment	1	2	N/A	83.1%	83.1%	87.0%

* This is based on patients treated on this contract for their most recent course of treatment. Figures in italics indicate the base number of FP17s or Patient Questionnaire responses are less than 100. N/A is shown where the base number of responses is less than 10 during the period. % is calculated as Quantity/Base number*100

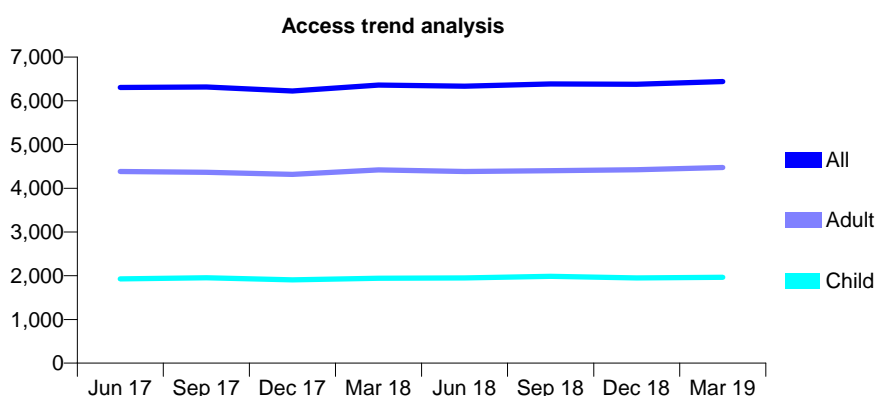
Q62 - Vital Signs At a Glance Contract Report for 157309/0001 - March 2019

Name or company name	Ms Urvi Shah and Ms Jilna Shah
Contract type name	GDS Contract
Purpose of contract	General
Contract start date	01/10/2014
Contract end date	

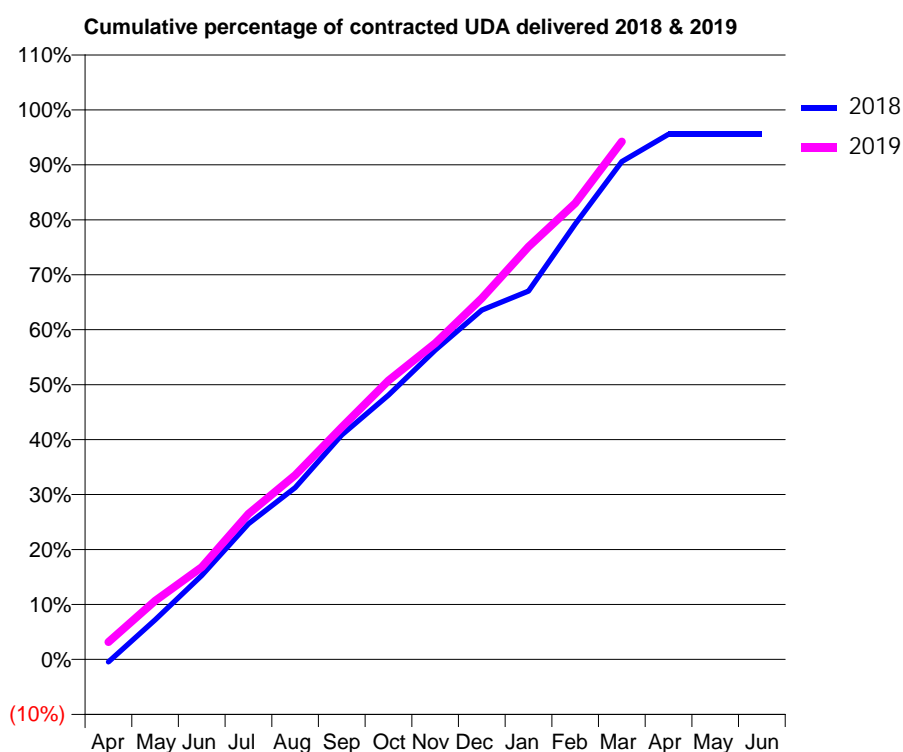
18/19 Contracted general activity (UDA)	17,729
Carry forward general activity (UDA)	0
18/19 Contracted orthodontic activity (UOA)	0
Carry forward orthodontic activity (UOA)	0
Baseline contract value	£449,071.09

ACCESS*

Patients seen in 24 months	Total	Change since previous quarter
Quarter ending March 2018	6,362	
Quarter ending June 2018	6,335	→
Quarter ending September 2018	6,386	→
Quarter ending December 2018	6,377	→
Quarter ending March 2019	6,440	→
Variance since March 2018	1.2%	→



ACTIVITY



Month	Adjusted Scheduled Activity (UDA)	
	2018	2019
April	-85	563
May	1,278	1,892
June	2,707	2,981
July	4,379	4,694
August	5,544	5,943
September	7,241	7,489
October	8,528	8,998
November	9,981	10,197
December	11,271	11,649
January	11,880	13,314
February	14,043	14,718
March	16,058	16,704
April	16,943	
May	16,947	
June	16,947	

QUALITY

	Quantity	Base Number	Contract	AT	Region	England
% of FP17s for the same patient ID Re-attending within 3 months - Children	371	3,035	12.2%	10.3%	11.9%	11.8%
% of FP17s for the same patient ID Re-attending within 3 months - Adults	1,240	5,609	22.1%	16.0%	16.9%	15.7%
% of FP17s for the same patient ID Re-attending between 3 & 9 months - Children	1,513	3,035	49.9%	48.6%	48.9%	58.9%
% of FP17s for the same patient ID Re-attending between 3 & 9 months - Adults	2,097	5,609	37.4%	38.3%	38.9%	50.8%
% of FP17s for Band 1 Urgent Courses	1,384	7,677	18.0%	11.1%	10.7%	9.1%
% of FP17s Relating to Free Repair or Replacements	56	7,677	0.7%	0.5%	0.5%	0.8%
% of FP17s Relating to Continuations	59	7,677	0.8%	0.5%	0.7%	0.9%
% of Patients satisfied with the dentistry they have received	2	2	N/A	86.8%	89.1%	92.5%
% of Patients satisfied with the time they had to wait for an appointment	2	2	N/A	83.1%	83.1%	87.0%

* This is based on patients treated on this contract for their most recent course of treatment. Figures in italics indicate the base number of FP17s or Patient Questionnaire responses are less than 100. N/A is shown where the base number of responses is less than 10 during the period. % is calculated as Quantity/Base number*100

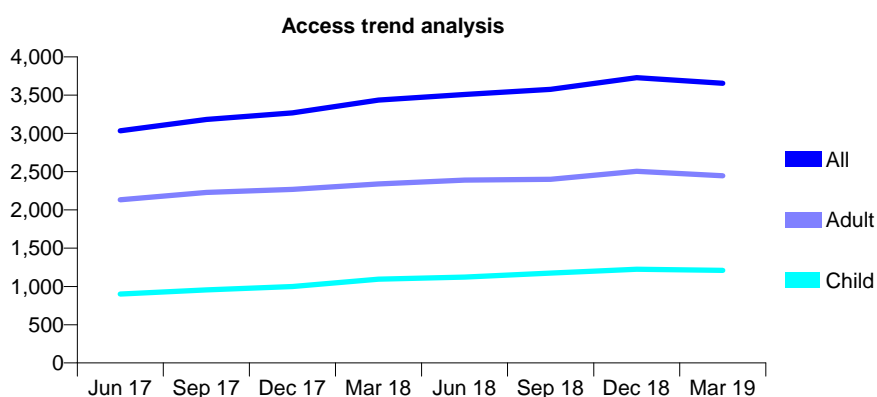
Q62 - Vital Signs At a Glance Contract Report for 157414/0001 - March 2019

Name or company name	H Patel
Contract type name	GDS Contract
Purpose of contract	General
Contract start date	01/03/2012
Contract end date	

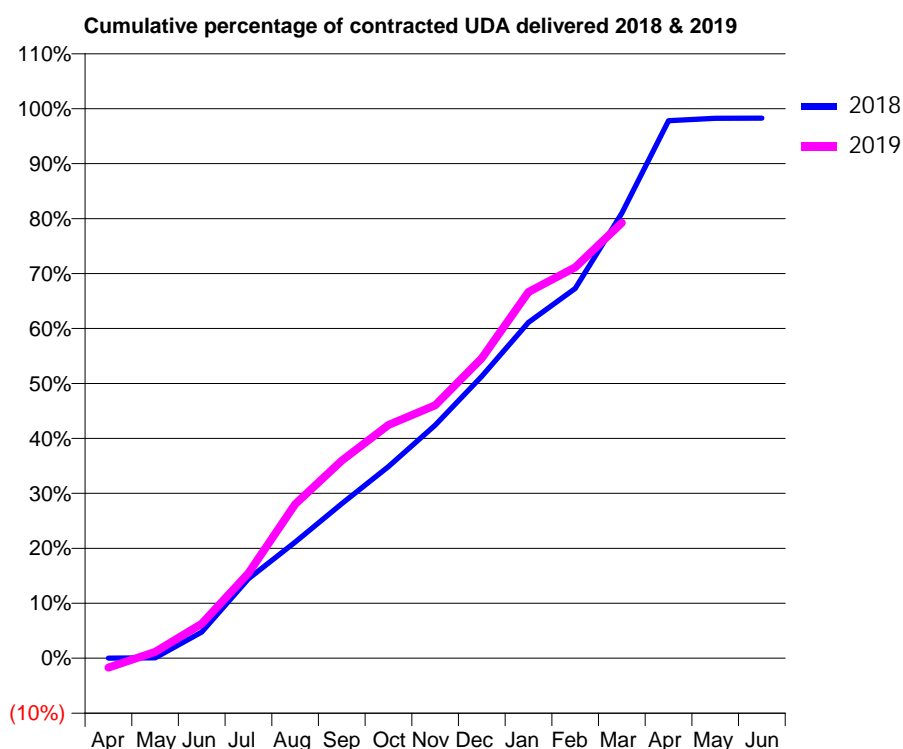
18/19 Contracted general activity (UDA)	6,000
Carry forward general activity (UDA)	104
18/19 Contracted orthodontic activity (UOA)	0
Carry forward orthodontic activity (UOA)	0
Baseline contract value	£141,745.88

ACCESS*

Patients seen in 24 months	Total	Change since previous quarter
Quarter ending March 2018	3,435	
Quarter ending June 2018	3,510	↑
Quarter ending September 2018	3,575	→
Quarter ending December 2018	3,729	↑
Quarter ending March 2019	3,656	↓
Variance since March 2018	6.4%	↑



ACTIVITY



Month	Adjusted Scheduled Activity (UDA)	
	2018	2019
April	0	-104
May	5	69
June	285	376
July	867	930
August	1,268	1,683
September	1,686	2,157
October	2,093	2,547
November	2,544	2,761
December	3,078	3,275
January	3,668	3,999
February	4,037	4,268
March	4,857	4,753
April	5,868	
May	5,895	
June	5,896	

QUALITY

	Quantity	Base Number	Contract	AT	Region	England
% of FP17s for the same patient ID Re-attending within 3 months - Children	95	1,557	6.1%	10.3%	11.9%	11.8%
% of FP17s for the same patient ID Re-attending within 3 months - Adults	271	2,466	11.0%	16.0%	16.9%	15.7%
% of FP17s for the same patient ID Re-attending between 3 & 9 months - Children	794	1,557	51.0%	48.6%	48.9%	58.9%
% of FP17s for the same patient ID Re-attending between 3 & 9 months - Adults	764	2,466	31.0%	38.3%	38.9%	50.8%
% of FP17s for Band 1 Urgent Courses	219	2,727	8.0%	11.1%	10.7%	9.1%
% of FP17s Relating to Free Repair or Replacements	10	2,727	0.4%	0.5%	0.5%	0.8%
% of FP17s Relating to Continuations	7	2,727	0.3%	0.5%	0.7%	0.9%
% of Patients satisfied with the dentistry they have received	0	0	N/A	86.8%	89.1%	92.5%
% of Patients satisfied with the time they had to wait for an appointment	0	0	N/A	83.1%	83.1%	87.0%

* This is based on patients treated on this contract for their most recent course of treatment.

Figures in italics indicate the base number of FP17s or Patient Questionnaire responses are less than 100. N/A is shown where the base number of responses is less than 10 during the period. % is calculated as Quantity/Base number*100

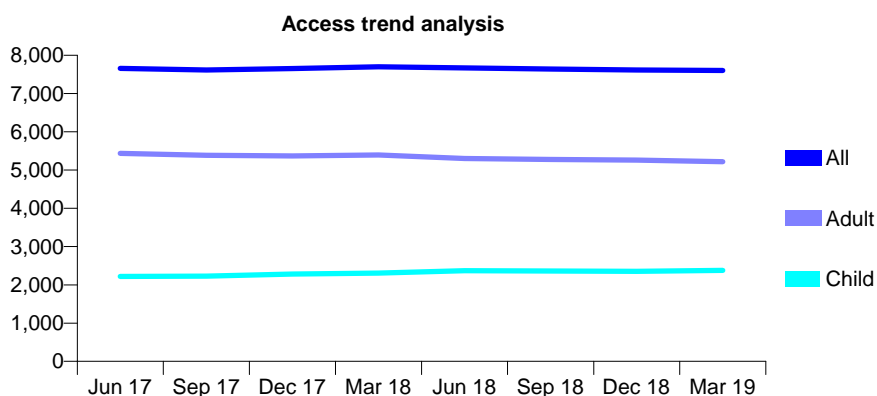
Q62 - Vital Signs At a Glance Contract Report for 158844/0001 - March 2019

Name or company name	Dr. Y. Nanavati & Dr. T. Mirza
Contract type name	GDS Contract
Purpose of contract	General
Contract start date	01/10/2012
Contract end date	

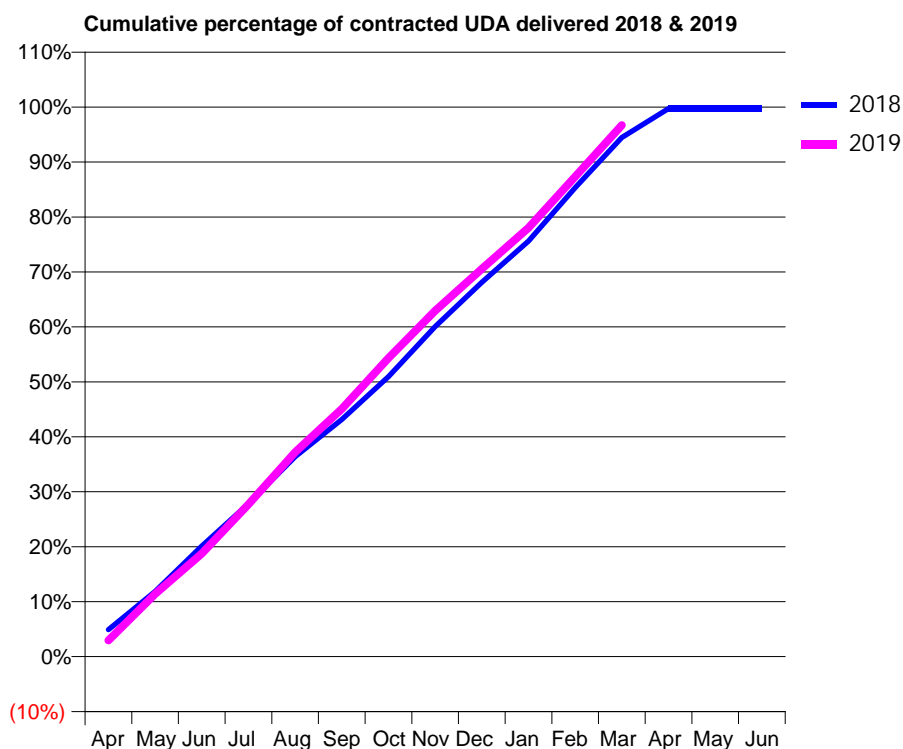
18/19 Contracted general activity (UDA)	24,603
Carry forward general activity (UDA)	69
18/19 Contracted orthodontic activity (UOA)	0
Carry forward orthodontic activity (UOA)	0
Baseline contract value	£659,504.16

ACCESS*

Patients seen in 24 months	Total	Change since previous quarter
Quarter ending March 2018	7,699	
Quarter ending June 2018	7,672	→
Quarter ending September 2018	7,638	→
Quarter ending December 2018	7,614	→
Quarter ending March 2019	7,601	→
Variance since March 2018	(1.3%)	↓



ACTIVITY



Month	Adjusted Scheduled Activity (UDA)	
	2018	2019
April	1,210	730
May	2,924	2,809
June	4,948	4,614
July	6,844	6,814
August	8,954	9,154
September	10,609	11,091
October	12,535	13,367
November	14,778	15,488
December	16,758	17,361
January	18,602	19,199
February	20,993	21,490
March	23,241	23,790
April	24,537	
May	24,534	
June	24,534	

QUALITY

	Quantity	Base Number	Contract	AT	Region	England
% of FP17s for the same patient ID Re-attending within 3 months - Children	165	3,204	5.1%	10.3%	11.9%	11.8%
% of FP17s for the same patient ID Re-attending within 3 months - Adults	762	5,968	12.8%	16.0%	16.9%	15.7%
% of FP17s for the same patient ID Re-attending between 3 & 9 months - Children	1,620	3,204	50.6%	48.6%	48.9%	58.9%
% of FP17s for the same patient ID Re-attending between 3 & 9 months - Adults	2,704	5,968	45.3%	38.3%	38.9%	50.8%
% of FP17s for Band 1 Urgent Courses	541	8,750	6.2%	11.1%	10.7%	9.1%
% of FP17s Relating to Free Repair or Replacements	60	8,750	0.7%	0.5%	0.5%	0.8%
% of FP17s Relating to Continuations	38	8,750	0.4%	0.5%	0.7%	0.9%
% of Patients satisfied with the dentistry they have received	0	0	N/A	86.8%	89.1%	92.5%
% of Patients satisfied with the time they had to wait for an appointment	0	0	N/A	83.1%	83.1%	87.0%

* This is based on patients treated on this contract for their most recent course of treatment. Figures in italics indicate the base number of FP17s or Patient Questionnaire responses are less than 100. N/A is shown where the base number of responses is less than 10 during the period. % is calculated as Quantity/Base number*100

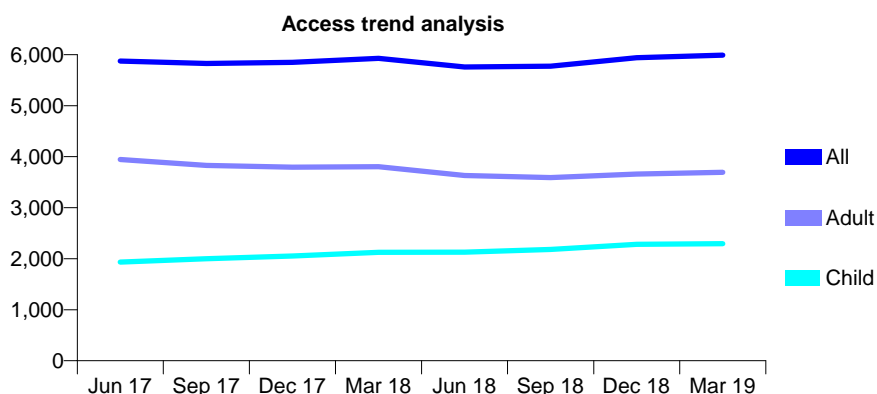
Q62 - Vital Signs At a Glance Contract Report for 159042/0001 - March 2019

Name or company name	Surgery@102 Limited
Contract type name	GDS Contract
Purpose of contract	General
Contract start date	01/01/2011
Contract end date	

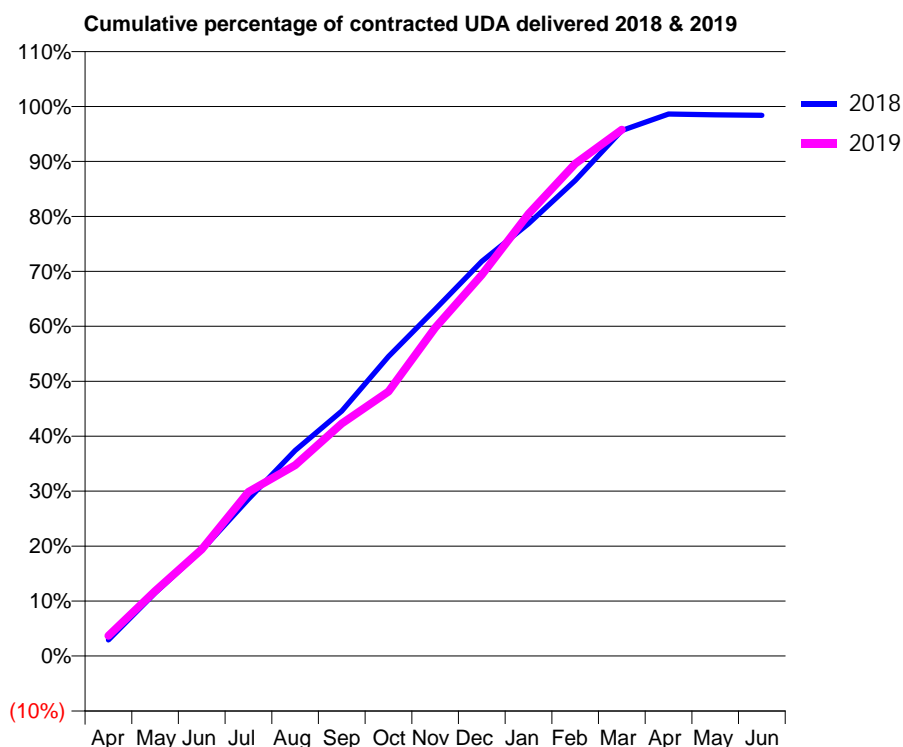
18/19 Contracted general activity (UDA)	13,347
Carry forward general activity (UDA)	215
18/19 Contracted orthodontic activity (UOA)	0
Carry forward orthodontic activity (UOA)	0
Baseline contract value	£360,775.58

ACCESS*

Patients seen in 24 months	Total	Change since previous quarter
Quarter ending March 2018	5,929	
Quarter ending June 2018	5,758	↓
Quarter ending September 2018	5,775	→
Quarter ending December 2018	5,940	↑
Quarter ending March 2019	5,991	→
Variance since March 2018	1.0%	→



ACTIVITY



Month	Adjusted Scheduled Activity (UDA)	
	2018	2019
April	391	493
May	1,533	1,583
June	2,570	2,594
July	3,812	3,986
August	4,992	4,638
September	5,950	5,647
October	7,277	6,426
November	8,419	7,975
December	9,584	9,258
January	10,503	10,738
February	11,547	11,961
March	12,762	12,782
April	13,165	
May	13,144	
June	13,132	

QUALITY

	Quantity	Base Number	Contract	AT	Region	England
% of FP17s for the same patient ID Re-attending within 3 months - Children	241	2,565	9.4%	10.3%	11.9%	11.8%
% of FP17s for the same patient ID Re-attending within 3 months - Adults	807	3,680	21.9%	16.0%	16.9%	15.7%
% of FP17s for the same patient ID Re-attending between 3 & 9 months - Children	1,076	2,565	41.9%	48.6%	48.9%	58.9%
% of FP17s for the same patient ID Re-attending between 3 & 9 months - Adults	860	3,680	23.4%	38.3%	38.9%	50.8%
% of FP17s for Band 1 Urgent Courses	1,050	5,395	19.5%	11.1%	10.7%	9.1%
% of FP17s Relating to Free Repair or Replacements	27	5,395	0.5%	0.5%	0.5%	0.8%
% of FP17s Relating to Continuations	19	5,395	0.4%	0.5%	0.7%	0.9%
% of Patients satisfied with the dentistry they have received	5	6	N/A	86.8%	89.1%	92.5%
% of Patients satisfied with the time they had to wait for an appointment	4	6	N/A	83.1%	83.1%	87.0%

* This is based on patients treated on this contract for their most recent course of treatment. Figures in italics indicate the base number of FP17s or Patient Questionnaire responses are less than 100. N/A is shown where the base number of responses is less than 10 during the period. % is calculated as Quantity/Base number*100

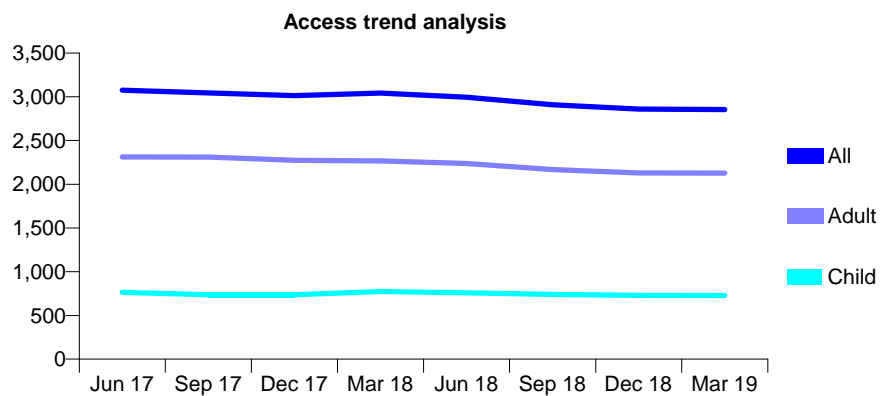
Q62 - Vital Signs At a Glance Contract Report for 159271/0001 - March 2019

Name or company name	Dr. K. Patel
Contract type name	GDS Contract
Purpose of contract	General
Contract start date	01/11/2012
Contract end date	

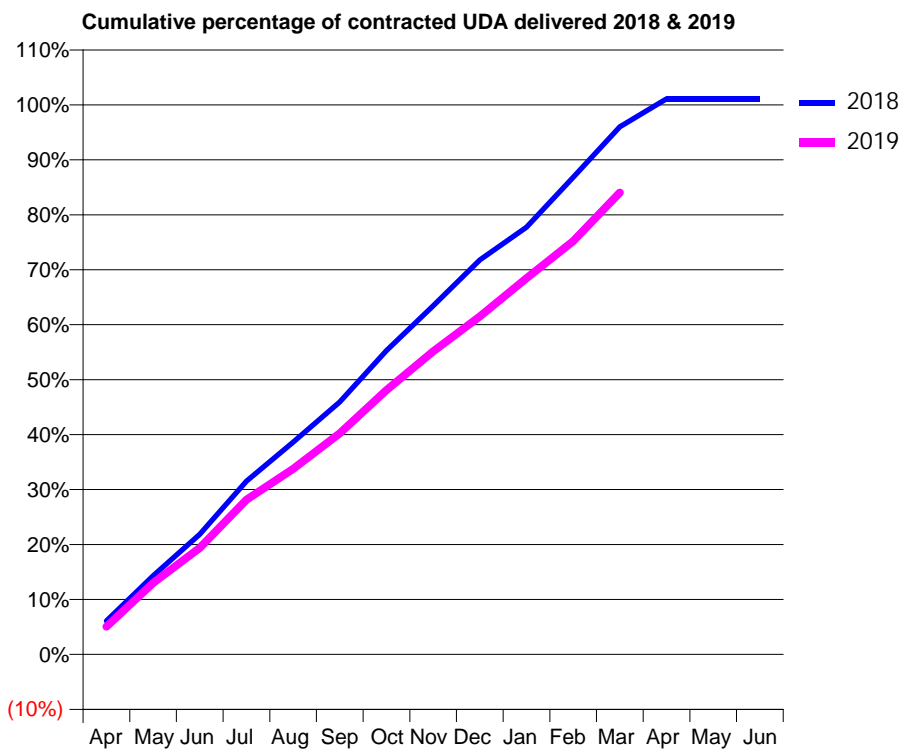
18/19 Contracted general activity (UDA)	7,685
Carry forward general activity (UDA)	-84
18/19 Contracted orthodontic activity (UOA)	0
Carry forward orthodontic activity (UOA)	0
Baseline contract value	£224,767.52

ACCESS*

Patients seen in 24 months	Total	Change since previous quarter
Quarter ending March 2018	3,041	
Quarter ending June 2018	2,994	↓
Quarter ending September 2018	2,909	↓
Quarter ending December 2018	2,860	↓
Quarter ending March 2019	2,854	→
Variance since March 2018	(6.1%)	↓



ACTIVITY



Month	Adjusted Scheduled Activity (UDA)	
	2018	2019
April	469	388
May	1,102	999
June	1,680	1,490
July	2,424	2,162
August	2,968	2,594
September	3,531	3,091
October	4,250	3,694
November	4,875	4,237
December	5,515	4,726
January	5,974	5,259
February	6,673	5,781
March	7,379	6,457
April	7,769	
May	7,769	
June	7,769	

QUALITY

	Quantity	Base Number	Contract	AT	Region	England
% of FP17s for the same patient ID Re-attending within 3 months - Children	39	808	4.8%	10.3%	11.9%	11.8%
% of FP17s for the same patient ID Re-attending within 3 months - Adults	339	2,548	13.3%	16.0%	16.9%	15.7%
% of FP17s for the same patient ID Re-attending between 3 & 9 months - Children	413	808	51.1%	48.6%	48.9%	58.9%
% of FP17s for the same patient ID Re-attending between 3 & 9 months - Adults	1,372	2,548	53.8%	38.3%	38.9%	50.8%
% of FP17s for Band 1 Urgent Courses	319	3,204	10.0%	11.1%	10.7%	9.1%
% of FP17s Relating to Free Repair or Replacements	16	3,204	0.5%	0.5%	0.5%	0.8%
% of FP17s Relating to Continuations	31	3,204	1.0%	0.5%	0.7%	0.9%
% of Patients satisfied with the dentistry they have received	2	2	N/A	86.8%	89.1%	92.5%
% of Patients satisfied with the time they had to wait for an appointment	2	2	N/A	83.1%	83.1%	87.0%

* This is based on patients treated on this contract for their most recent course of treatment. Figures in italics indicate the base number of FP17s or Patient Questionnaire responses are less than 100. N/A is shown where the base number of responses is less than 10 during the period. % is calculated as Quantity/Base number*100

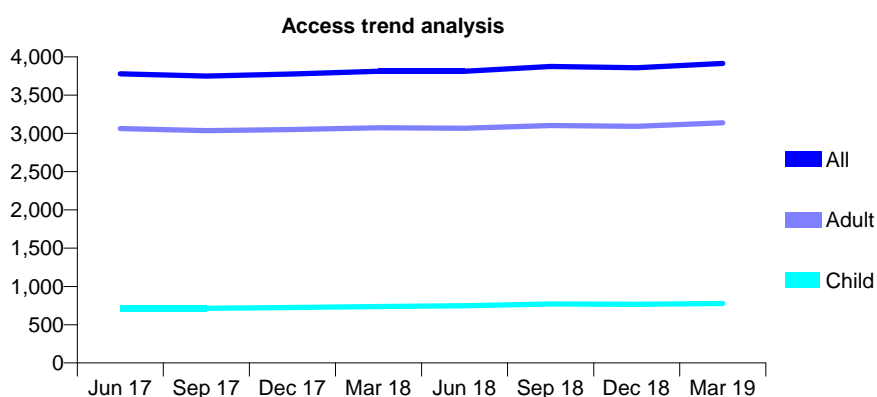
Q62 - Vital Signs At a Glance Contract Report for 159328/0001 - March 2019

Name or company name	Bhuva Dental Surgery - Pinner
Contract type name	GDS Contract
Purpose of contract	General
Contract start date	01/04/2014
Contract end date	

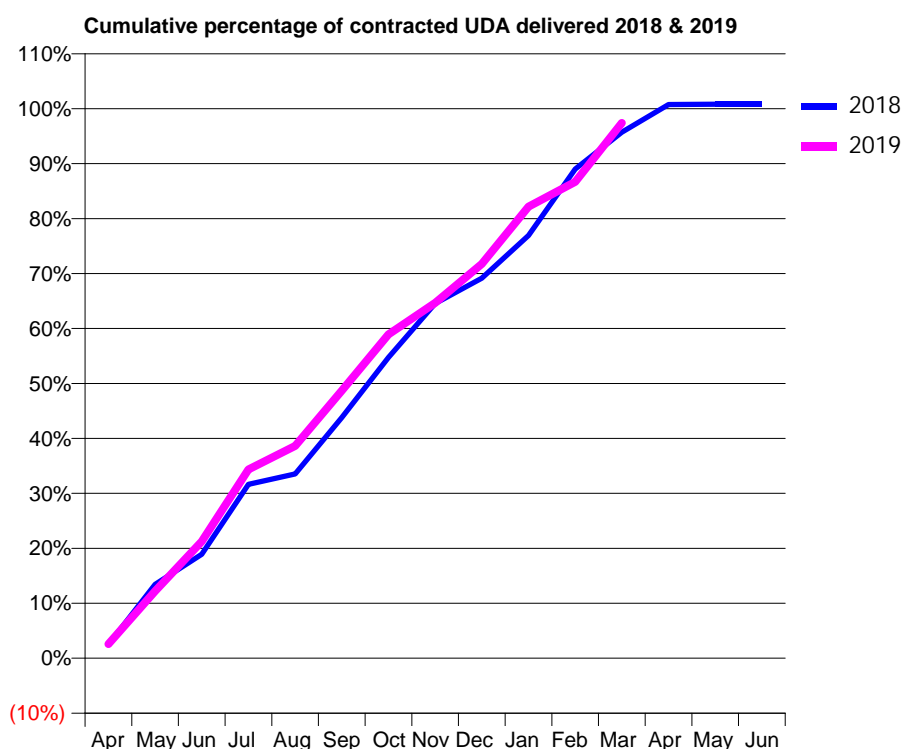
18/19 Contracted general activity (UDA)	7,956
Carry forward general activity (UDA)	-65
18/19 Contracted orthodontic activity (UOA)	0
Carry forward orthodontic activity (UOA)	0
Baseline contract value	£223,919.72

ACCESS*

Patients seen in 24 months	Total	Change since previous quarter
Quarter ending March 2018	3,811	
Quarter ending June 2018	3,813	→
Quarter ending September 2018	3,875	→
Quarter ending December 2018	3,858	→
Quarter ending March 2019	3,914	→
Variance since March 2018	2.7%	↑



ACTIVITY



Month	Adjusted Scheduled Activity (UDA)	
	2018	2019
April	202	206
May	1,068	972
June	1,505	1,690
July	2,516	2,732
August	2,668	3,073
September	3,484	3,871
October	4,354	4,689
November	5,134	5,145
December	5,501	5,709
January	6,120	6,536
February	7,081	6,896
March	7,613	7,749
April	8,015	
May	8,021	
June	8,021	

QUALITY

	Quantity	Base Number	Contract	AT	Region	England
% of FP17s for the same patient ID Re-attending within 3 months - Children	49	1,178	4.2%	10.3%	11.9%	11.8%
% of FP17s for the same patient ID Re-attending within 3 months - Adults	162	4,152	3.9%	16.0%	16.9%	15.7%
% of FP17s for the same patient ID Re-attending between 3 & 9 months - Children	739	1,178	62.7%	48.6%	48.9%	58.9%
% of FP17s for the same patient ID Re-attending between 3 & 9 months - Adults	2,688	4,152	64.7%	38.3%	38.9%	50.8%
% of FP17s for Band 1 Urgent Courses	146	5,037	2.9%	11.1%	10.7%	9.1%
% of FP17s Relating to Free Repair or Replacements	2	5,037	0.0%	0.5%	0.5%	0.8%
% of FP17s Relating to Continuations	0	5,037	0.0%	0.5%	0.7%	0.9%
% of Patients satisfied with the dentistry they have received	2	2	N/A	86.8%	89.1%	92.5%
% of Patients satisfied with the time they had to wait for an appointment	2	2	N/A	83.1%	83.1%	87.0%

* This is based on patients treated on this contract for their most recent course of treatment.

Figures in italics indicate the base number of FP17s or Patient Questionnaire responses are less than 100. N/A is shown where the base number of responses is less than 10 during the period. % is calculated as Quantity/Base number*100

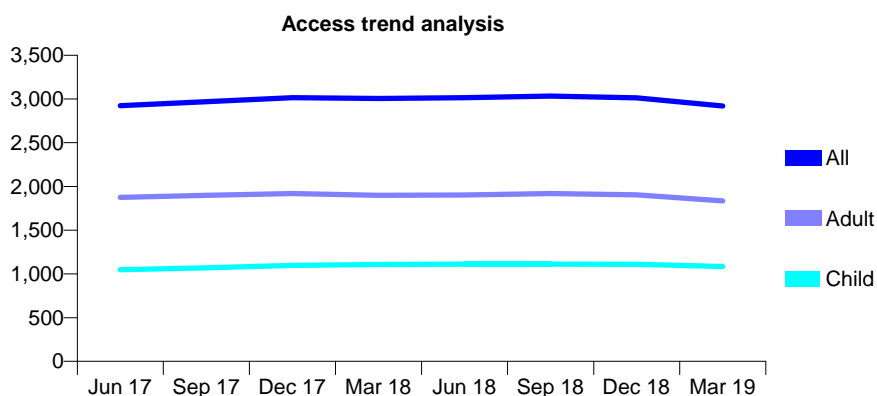
Q62 - Vital Signs At a Glance Contract Report for 160210/0001 - March 2019

Name or company name	S Cowley, R Ingham and J Angelo
Contract type name	GDS Contract
Purpose of contract	General
Contract start date	01/11/2012
Contract end date	

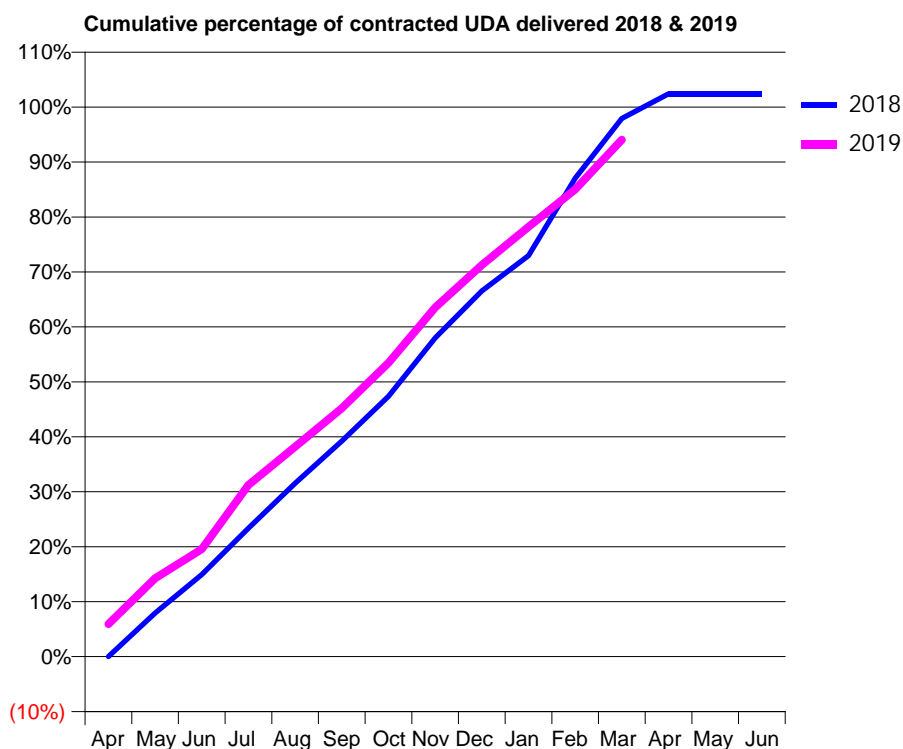
18/19 Contracted general activity (UDA)	9,436
Carry forward general activity (UDA)	-189
18/19 Contracted orthodontic activity (UOA)	0
Carry forward orthodontic activity (UOA)	0
Baseline contract value	£391,943.12

ACCESS*

Patients seen in 24 months	Total	Change since previous quarter
Quarter ending March 2018	3,006	
Quarter ending June 2018	3,015	→
Quarter ending September 2018	3,032	→
Quarter ending December 2018	3,013	→
Quarter ending March 2019	2,919	↓
Variance since March 2018	(2.9%)	↓



ACTIVITY



Month	Adjusted Scheduled Activity (UDA)	
	2018	2019
April	0	560
May	749	1,344
June	1,409	1,844
July	2,206	2,948
August	2,978	3,604
September	3,701	4,262
October	4,471	5,043
November	5,474	5,994
December	6,278	6,725
January	6,885	7,380
February	8,216	8,022
March	9,241	8,874
April	9,663	
May	9,663	
June	9,663	

QUALITY

	Quantity	Base Number	Contract	AT	Region	England
% of FP17s for the same patient ID Re-attending within 3 months - Children	87	1,133	7.7%	10.3%	11.9%	11.8%
% of FP17s for the same patient ID Re-attending within 3 months - Adults	334	1,728	19.3%	16.0%	16.9%	15.7%
% of FP17s for the same patient ID Re-attending between 3 & 9 months - Children	436	1,133	38.5%	48.6%	48.9%	58.9%
% of FP17s for the same patient ID Re-attending between 3 & 9 months - Adults	463	1,728	26.8%	38.3%	38.9%	50.8%
% of FP17s for Band 1 Urgent Courses	466	2,769	16.8%	11.1%	10.7%	9.1%
% of FP17s Relating to Free Repair or Replacements	14	2,769	0.5%	0.5%	0.5%	0.8%
% of FP17s Relating to Continuations	32	2,769	1.2%	0.5%	0.7%	0.9%
% of Patients satisfied with the dentistry they have received	0	0	N/A	86.8%	89.1%	92.5%
% of Patients satisfied with the time they had to wait for an appointment	0	0	N/A	83.1%	83.1%	87.0%

* This is based on patients treated on this contract for their most recent course of treatment. Figures in italics indicate the base number of FP17s or Patient Questionnaire responses are less than 100. N/A is shown where the base number of responses is less than 10 during the period. % is calculated as Quantity/Base number*100

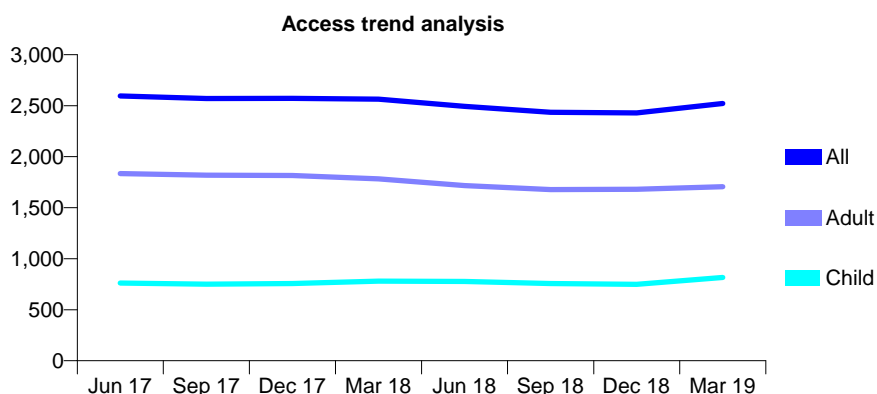
Q62 - Vital Signs At a Glance Contract Report for 160423/0001 - March 2019

Name or company name	Mr Neil Paryani & Ms Poonam Paryani
Contract type name	GDS Contract
Purpose of contract	General
Contract start date	01/01/2015
Contract end date	

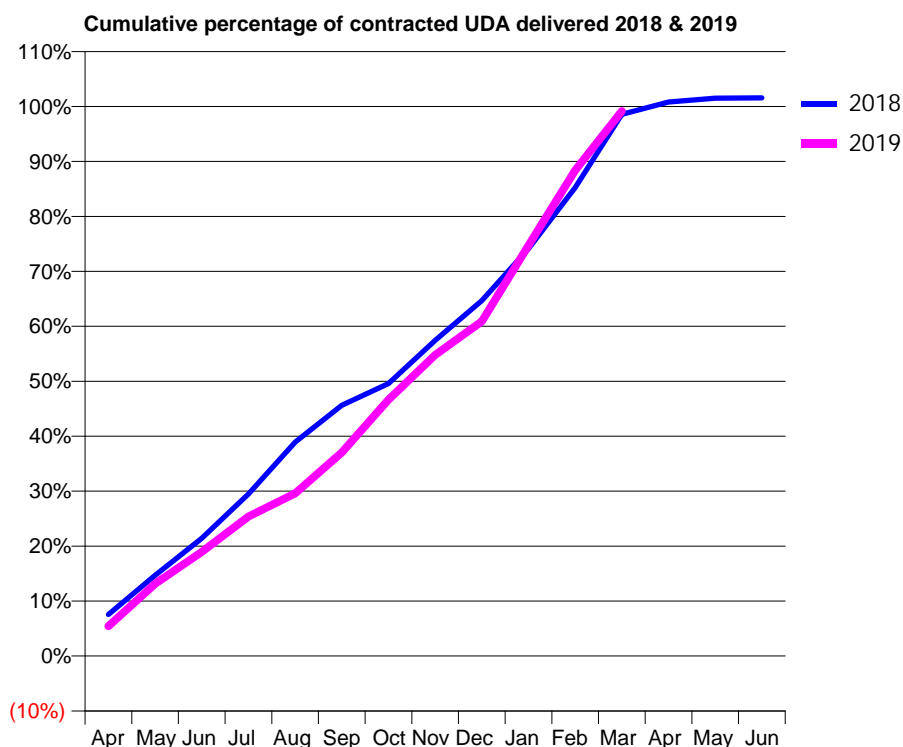
18/19 Contracted general activity (UDA)	8,179
Carry forward general activity (UDA)	-129
18/19 Contracted orthodontic activity (UOA)	0
Carry forward orthodontic activity (UOA)	0
Baseline contract value	£233,184.69

ACCESS*

Patients seen in 24 months	Total	Change since previous quarter
Quarter ending March 2018	2,564	
Quarter ending June 2018	2,494	↓
Quarter ending September 2018	2,435	↓
Quarter ending December 2018	2,430	→
Quarter ending March 2019	2,521	↑
Variance since March 2018	(1.7%)	↓



ACTIVITY



Month	Adjusted Scheduled Activity (UDA)	
	2018	2019
April	617	443
May	1,203	1,075
June	1,752	1,550
July	2,413	2,078
August	3,183	2,422
September	3,732	3,028
October	4,056	3,814
November	4,700	4,482
December	5,288	4,978
January	6,062	6,111
February	6,973	7,229
March	8,061	8,108
April	8,244	
May	8,302	
June	8,308	

QUALITY

	Quantity	Base Number	Contract	AT	Region	England
% of FP17s for the same patient ID Re-attending within 3 months - Children	120	1,041	11.5%	10.3%	11.9%	11.8%
% of FP17s for the same patient ID Re-attending within 3 months - Adults	469	1,956	24.0%	16.0%	16.9%	15.7%
% of FP17s for the same patient ID Re-attending between 3 & 9 months - Children	457	1,041	43.9%	48.6%	48.9%	58.9%
% of FP17s for the same patient ID Re-attending between 3 & 9 months - Adults	640	1,956	32.7%	38.3%	38.9%	50.8%
% of FP17s for Band 1 Urgent Courses	497	2,924	17.0%	11.1%	10.7%	9.1%
% of FP17s Relating to Free Repair or Replacements	28	2,924	1.0%	0.5%	0.5%	0.8%
% of FP17s Relating to Continuations	17	2,924	0.6%	0.5%	0.7%	0.9%
% of Patients satisfied with the dentistry they have received	2	2	N/A	86.8%	89.1%	92.5%
% of Patients satisfied with the time they had to wait for an appointment	2	2	N/A	83.1%	83.1%	87.0%

* This is based on patients treated on this contract for their most recent course of treatment. Figures in italics indicate the base number of FP17s or Patient Questionnaire responses are less than 100. N/A is shown where the base number of responses is less than 10 during the period. % is calculated as Quantity/Base number*100

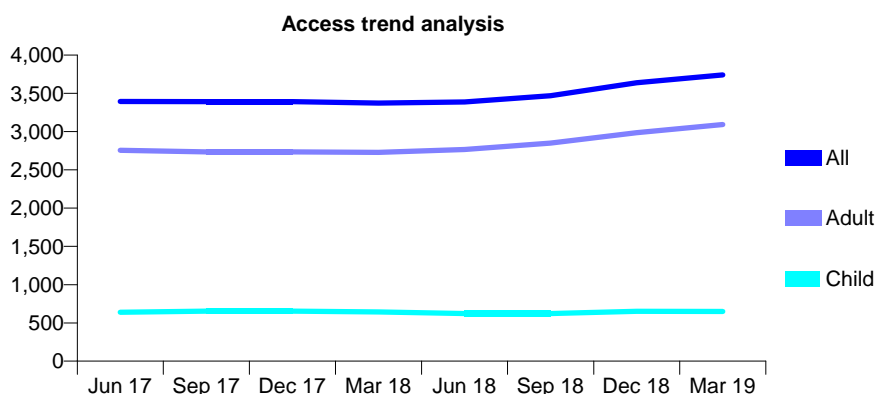
Q62 - Vital Signs At a Glance Contract Report for 161055/0001 - March 2019

Name or company name	Dental Magic (Care) Ltd
Contract type name	PDS Plus Contract
Purpose of contract	General
Contract start date	01/04/2010
Contract end date	31/03/2020

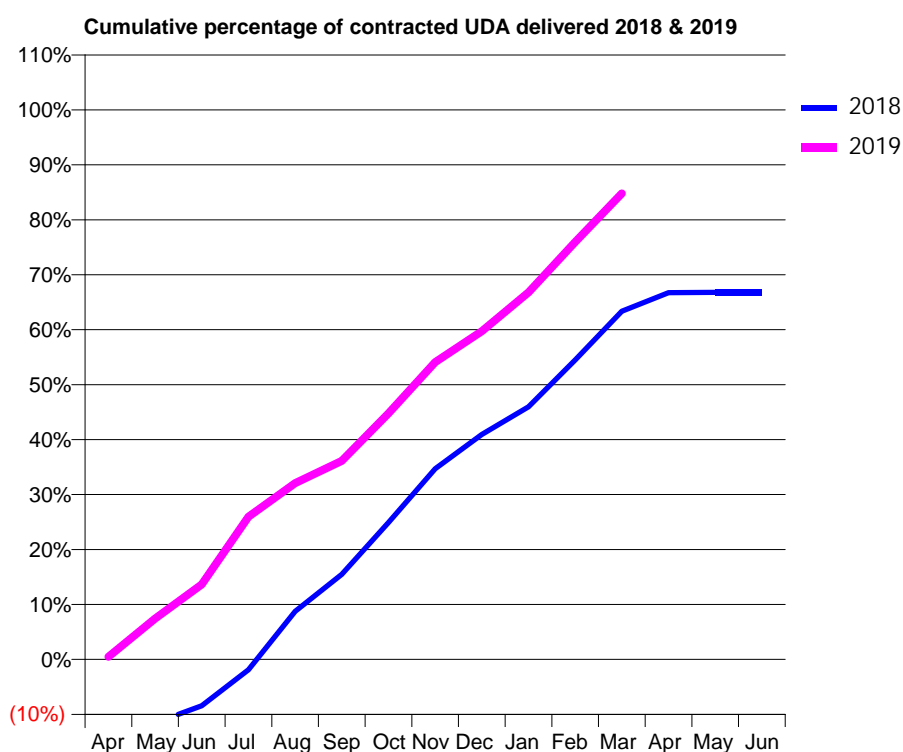
18/19 Contracted general activity (UDA)	14,779
Carry forward general activity (UDA)	678
18/19 Contracted orthodontic activity (UOA)	0
Carry forward orthodontic activity (UOA)	0
Baseline contract value	£382,662.03

ACCESS*

Patients seen in 24 months	Total	Change since previous quarter
Quarter ending March 2018	3,371	
Quarter ending June 2018	3,387	→
Quarter ending September 2018	3,470	↑
Quarter ending December 2018	3,638	↑
Quarter ending March 2019	3,742	↑
Variance since March 2018	11.0%	↑



ACTIVITY



Month	Adjusted Scheduled Activity (UDA)	
	2018	2019
April	-2,587	74
May	-1,706	1,100
June	-1,249	2,017
July	-281	3,840
August	1,293	4,740
September	2,288	5,337
October	3,680	6,618
November	5,131	7,997
December	6,048	8,826
January	6,795	9,871
February	8,054	11,228
March	9,361	12,532
April	9,865	
May	9,873	
June	9,873	

QUALITY

	Quantity	Base Number	Contract	AT	Region	England
% of FP17s for the same patient ID Re-attending within 3 months - Children	42	814	5.2%	10.3%	11.9%	11.8%
% of FP17s for the same patient ID Re-attending within 3 months - Adults	646	3,749	17.2%	16.0%	16.9%	15.7%
% of FP17s for the same patient ID Re-attending between 3 & 9 months - Children	408	814	50.1%	48.6%	48.9%	58.9%
% of FP17s for the same patient ID Re-attending between 3 & 9 months - Adults	1,363	3,749	36.4%	38.3%	38.9%	50.8%
% of FP17s for Band 1 Urgent Courses	727	4,433	16.4%	11.1%	10.7%	9.1%
% of FP17s Relating to Free Repair or Replacements	19	4,433	0.4%	0.5%	0.5%	0.8%
% of FP17s Relating to Continuations	12	4,433	0.3%	0.5%	0.7%	0.9%
% of Patients satisfied with the dentistry they have received	2	2	N/A	86.8%	89.1%	92.5%
% of Patients satisfied with the time they had to wait for an appointment	2	2	N/A	83.1%	83.1%	87.0%

* This is based on patients treated on this contract for their most recent course of treatment. Figures in italics indicate the base number of FP17s or Patient Questionnaire responses are less than 100. N/A is shown where the base number of responses is less than 10 during the period. % is calculated as Quantity/Base number*100

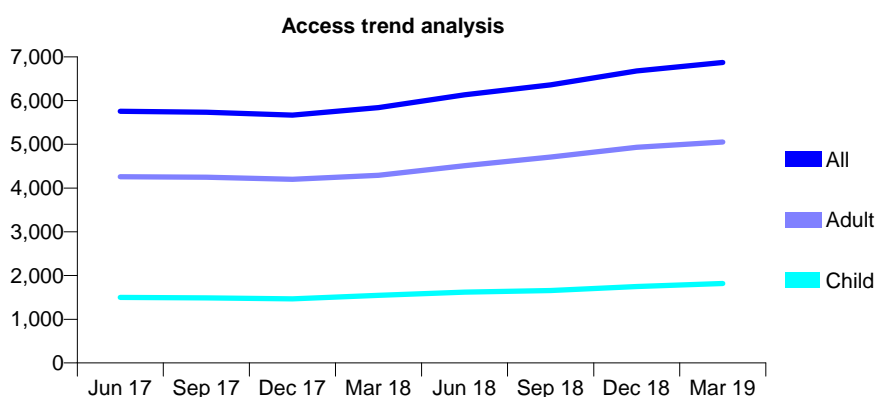
Q62 - Vital Signs At a Glance Contract Report for 164178/0001 - March 2019

Name or company name	Perfect Smile SDS
Contract type name	GDS Contract
Purpose of contract	General
Contract start date	01/01/2012
Contract end date	

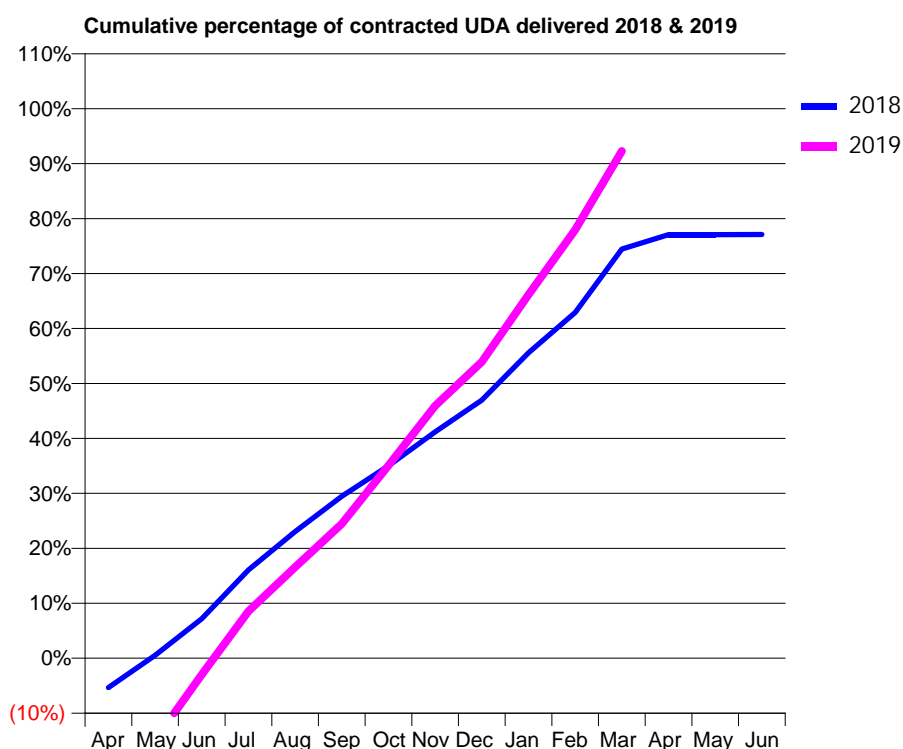
18/19 Contracted general activity (UDA)	21,240
Carry forward general activity (UDA)	4,856
18/19 Contracted orthodontic activity (UOA)	0
Carry forward orthodontic activity (UOA)	0
Baseline contract value	£686,535.46

ACCESS*

Patients seen in 24 months	Total	Change since previous quarter
Quarter ending March 2018	5,839	
Quarter ending June 2018	6,132	↑
Quarter ending September 2018	6,362	↑
Quarter ending December 2018	6,679	↑
Quarter ending March 2019	6,871	↑
Variance since March 2018	17.7%	↑



ACTIVITY



Month	2018	2019
April	-1,140	-4,395
May	113	-3,159
June	1,521	-637
July	3,417	1,815
August	4,896	3,521
September	6,254	5,192
October	7,440	7,453
November	8,750	9,760
December	9,976	11,452
January	11,804	14,051
February	13,363	16,563
March	15,813	19,600
April	16,372	
May	16,374	
June	16,375	

QUALITY

	Quantity	Base Number	Contract	AT	Region	England
% of FP17s for the same patient ID Re-attending within 3 months - Children	219	2,313	9.5%	10.3%	11.9%	11.8%
% of FP17s for the same patient ID Re-attending within 3 months - Adults	1,009	5,915	17.1%	16.0%	16.9%	15.7%
% of FP17s for the same patient ID Re-attending between 3 & 9 months - Children	767	2,313	33.2%	48.6%	48.9%	58.9%
% of FP17s for the same patient ID Re-attending between 3 & 9 months - Adults	1,835	5,915	31.0%	38.3%	38.9%	50.8%
% of FP17s for Band 1 Urgent Courses	905	8,009	11.3%	11.1%	10.7%	9.1%
% of FP17s Relating to Free Repair or Replacements	55	8,009	0.7%	0.5%	0.5%	0.8%
% of FP17s Relating to Continuations	113	8,009	1.4%	0.5%	0.7%	0.9%
% of Patients satisfied with the dentistry they have received	3	3	N/A	86.8%	89.1%	92.5%
% of Patients satisfied with the time they had to wait for an appointment	0	3	N/A	83.1%	83.1%	87.0%

* This is based on patients treated on this contract for their most recent course of treatment. Figures in italics indicate the base number of FP17s or Patient Questionnaire responses are less than 100. N/A is shown where the base number of responses is less than 10 during the period. % is calculated as Quantity/Base number*100

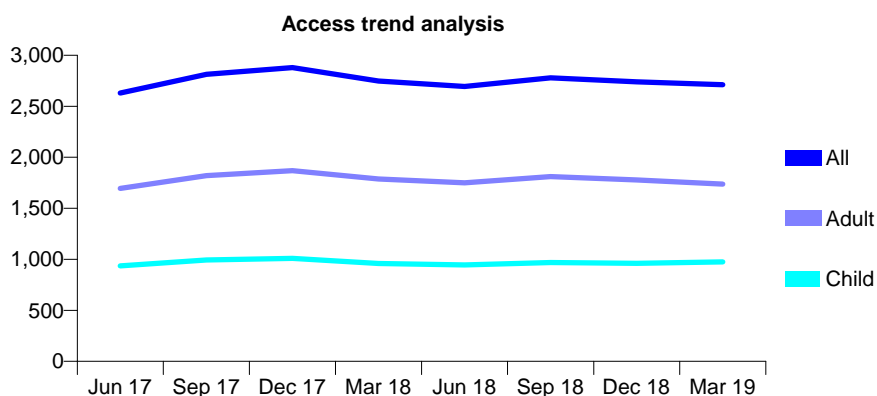
Q62 - Vital Signs At a Glance Contract Report for 164224/0001 - March 2019

Name or company name	Mr M Takhayori, Mrs P Massoudi
Contract type name	GDS Contract
Purpose of contract	General
Contract start date	01/04/2015
Contract end date	

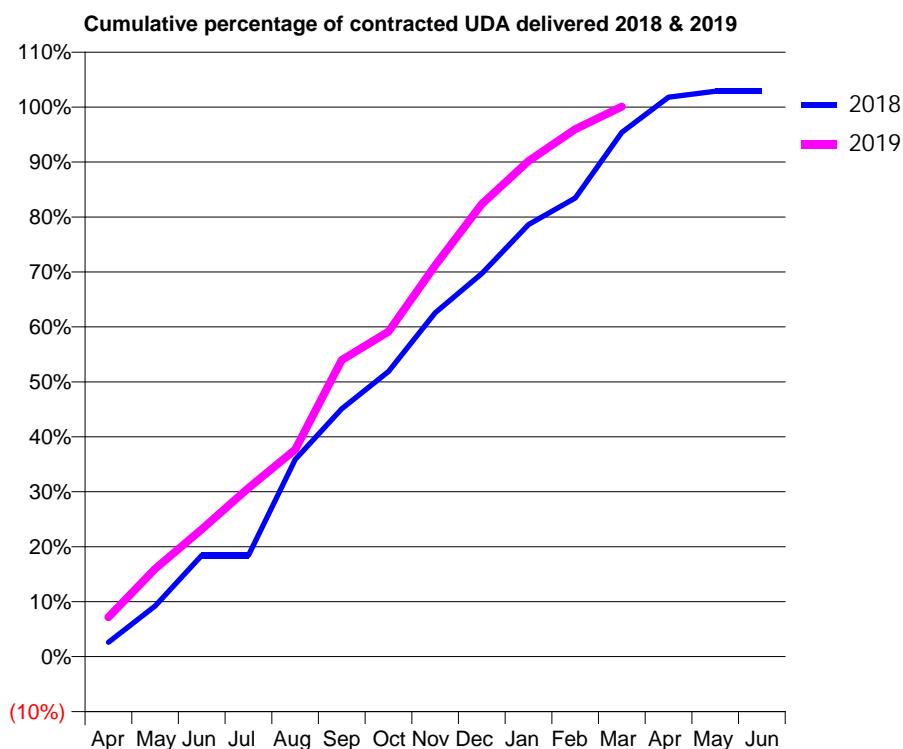
18/19 Contracted general activity (UDA)	7,991
Carry forward general activity (UDA)	-160
18/19 Contracted orthodontic activity (UOA)	0
Carry forward orthodontic activity (UOA)	0
Baseline contract value	£218,238.76

ACCESS*

Patients seen in 24 months	Total	Change since previous quarter
Quarter ending March 2018	2,747	
Quarter ending June 2018	2,695	↓
Quarter ending September 2018	2,779	↑
Quarter ending December 2018	2,739	↓
Quarter ending March 2019	2,712	→
Variance since March 2018	(1.3%)	↓



ACTIVITY



Month	Adjusted Scheduled Activity (UDA)	
	2018	2019
April	209	572
May	738	1,277
June	1,472	1,851
July	1,472	2,453
August	2,867	3,010
September	3,604	4,314
October	4,147	4,725
November	4,999	5,689
December	5,570	6,580
January	6,281	7,208
February	6,668	7,668
March	7,623	7,999
April	8,135	
May	8,221	
June	8,221	

QUALITY

	Quantity	Base Number	Contract	AT	Region	England
% of FP17s for the same patient ID Re-attending within 3 months - Children	85	1,022	8.3%	10.3%	11.9%	11.8%
% of FP17s for the same patient ID Re-attending within 3 months - Adults	253	1,680	15.1%	16.0%	16.9%	15.7%
% of FP17s for the same patient ID Re-attending between 3 & 9 months - Children	334	1,022	32.7%	48.6%	48.9%	58.9%
% of FP17s for the same patient ID Re-attending between 3 & 9 months - Adults	529	1,680	31.5%	38.3%	38.9%	50.8%
% of FP17s for Band 1 Urgent Courses	317	2,527	12.5%	11.1%	10.7%	9.1%
% of FP17s Relating to Free Repair or Replacements	4	2,527	0.2%	0.5%	0.5%	0.8%
% of FP17s Relating to Continuations	35	2,527	1.4%	0.5%	0.7%	0.9%
% of Patients satisfied with the dentistry they have received	1	2	N/A	86.8%	89.1%	92.5%
% of Patients satisfied with the time they had to wait for an appointment	1	2	N/A	83.1%	83.1%	87.0%

* This is based on patients treated on this contract for their most recent course of treatment. Figures in italics indicate the base number of FP17s or Patient Questionnaire responses are less than 100. N/A is shown where the base number of responses is less than 10 during the period. % is calculated as Quantity/Base number*100

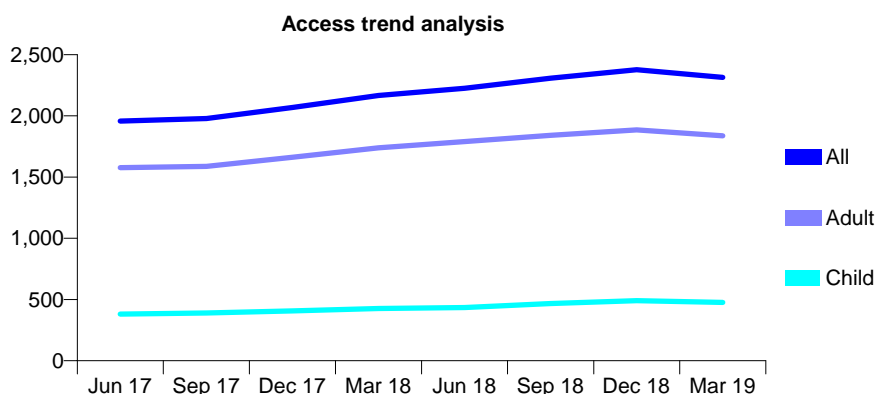
Q62 - Vital Signs At a Glance Contract Report for 165409/0001 - March 2019

Name or company name	Dr. Satinder Dhama & Dr. Sonia Dhama
Contract type name	GDS Contract
Purpose of contract	General
Contract start date	01/12/2012
Contract end date	

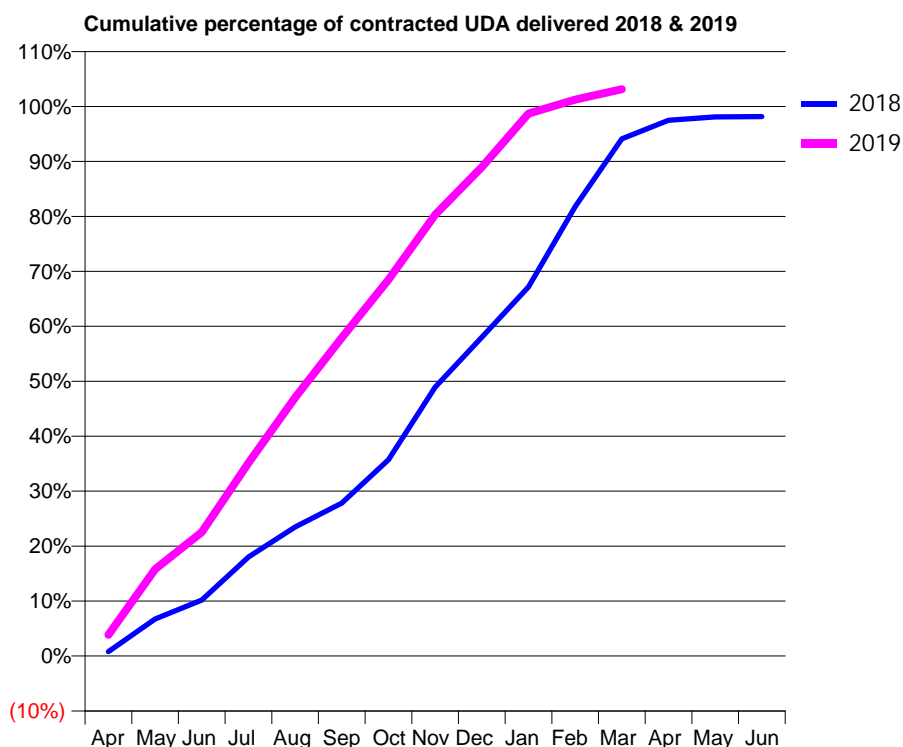
18/19 Contracted general activity (UDA)	7,042
Carry forward general activity (UDA)	130
18/19 Contracted orthodontic activity (UOA)	0
Carry forward orthodontic activity (UOA)	0
Baseline contract value	£188,418.30

ACCESS*

Patients seen in 24 months	Total	Change since previous quarter
Quarter ending March 2018	2,166	
Quarter ending June 2018	2,225	↑
Quarter ending September 2018	2,308	↑
Quarter ending December 2018	2,377	↑
Quarter ending March 2019	2,314	↓
Variance since March 2018	6.8%	↑



ACTIVITY



Month	Adjusted Scheduled Activity (UDA)	
	2018	2019
April	56	273
May	475	1,113
June	717	1,586
July	1,268	2,474
August	1,654	3,313
September	1,960	4,077
October	2,516	4,822
November	3,446	5,655
December	4,084	6,265
January	4,729	6,950
February	5,759	7,129
March	6,628	7,264
April	6,866	
May	6,909	
June	6,912	

QUALITY

	Quantity	Base Number	Contract	AT	Region	England
% of FP17s for the same patient ID Re-attending within 3 months - Children	54	627	8.6%	10.3%	11.9%	11.8%
% of FP17s for the same patient ID Re-attending within 3 months - Adults	223	1,839	12.1%	16.0%	16.9%	15.7%
% of FP17s for the same patient ID Re-attending between 3 & 9 months - Children	348	627	55.5%	48.6%	48.9%	58.9%
% of FP17s for the same patient ID Re-attending between 3 & 9 months - Adults	756	1,839	41.1%	38.3%	38.9%	50.8%
% of FP17s for Band 1 Urgent Courses	115	2,333	4.9%	11.1%	10.7%	9.1%
% of FP17s Relating to Free Repair or Replacements	1	2,333	0.0%	0.5%	0.5%	0.8%
% of FP17s Relating to Continuations	1	2,333	0.0%	0.5%	0.7%	0.9%
% of Patients satisfied with the dentistry they have received	1	1	N/A	86.8%	89.1%	92.5%
% of Patients satisfied with the time they had to wait for an appointment	1	1	N/A	83.1%	83.1%	87.0%

* This is based on patients treated on this contract for their most recent course of treatment. Figures in italics indicate the base number of FP17s or Patient Questionnaire responses are less than 100. N/A is shown where the base number of responses is less than 10 during the period. % is calculated as Quantity/Base number*100

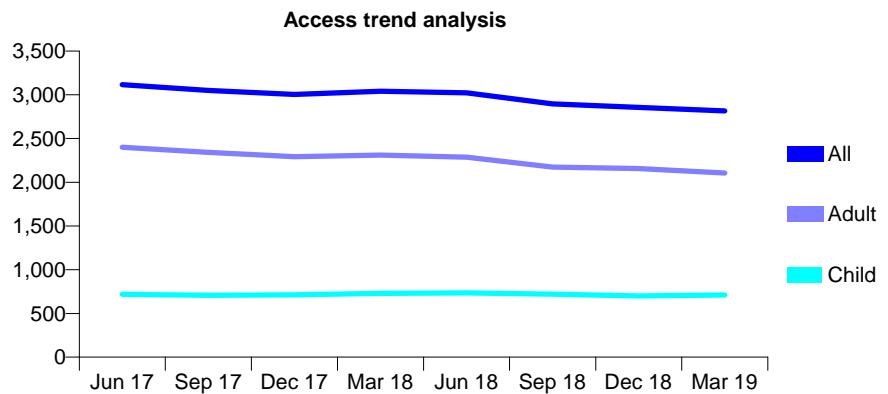
Q62 - Vital Signs At a Glance Contract Report for 165735/0001 - March 2019

Name or company name	Dr M Delahaye, Dr O Bhutta and Dr L Pada
Contract type name	GDS Contract
Purpose of contract	General
Contract start date	01/11/2011
Contract end date	

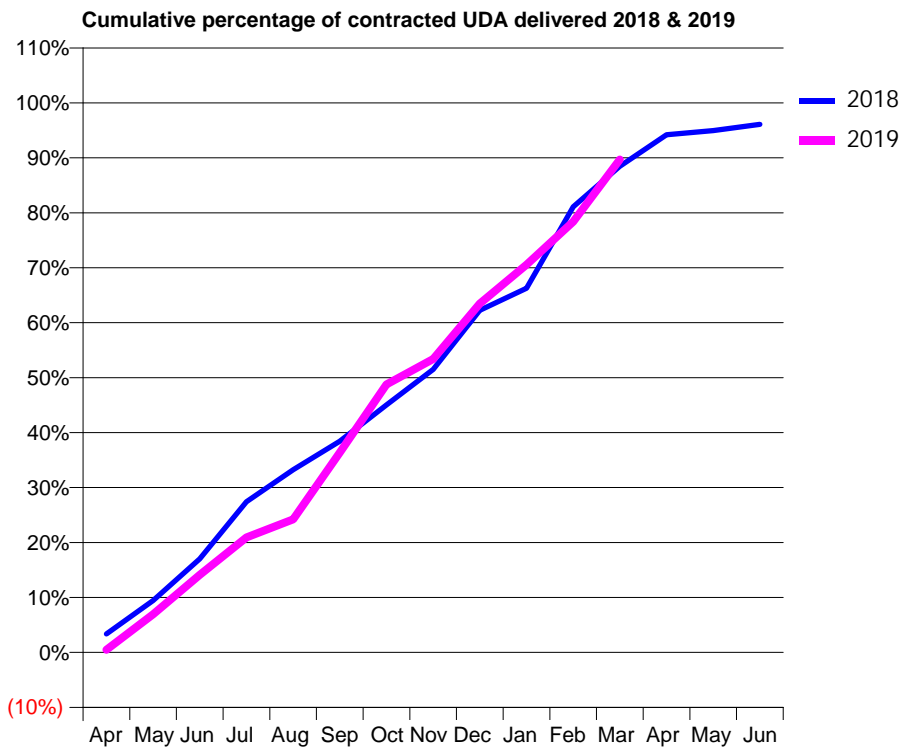
18/19 Contracted general activity (UDA)	7,365
Carry forward general activity (UDA)	289
18/19 Contracted orthodontic activity (UOA)	0
Carry forward orthodontic activity (UOA)	0
Baseline contract value	£200,052.18

ACCESS*

Patients seen in 24 months	Total	Change since previous quarter
Quarter ending March 2018	3,040	
Quarter ending June 2018	3,022	→
Quarter ending September 2018	2,895	↓
Quarter ending December 2018	2,856	↓
Quarter ending March 2019	2,816	↓
Variance since March 2018	(7.4%)	↓



ACTIVITY



Month	2018	2019
April	247	35
May	696	513
June	1,253	1,039
July	2,018	1,542
August	2,449	1,785
September	2,830	2,679
October	3,315	3,592
November	3,794	3,933
December	4,586	4,675
January	4,880	5,197
February	5,972	5,774
March	6,515	6,604
April	6,937	
May	6,993	
June	7,076	

QUALITY

	Quantity	Base Number	Contract	AT	Region	England
% of FP17s for the same patient ID Re-attending within 3 months - Children	102	940	10.9%	10.3%	11.9%	11.8%
% of FP17s for the same patient ID Re-attending within 3 months - Adults	250	2,319	10.8%	16.0%	16.9%	15.7%
% of FP17s for the same patient ID Re-attending between 3 & 9 months - Children	405	940	43.1%	48.6%	48.9%	58.9%
% of FP17s for the same patient ID Re-attending between 3 & 9 months - Adults	1,041	2,319	44.9%	38.3%	38.9%	50.8%
% of FP17s for Band 1 Urgent Courses	290	3,049	9.5%	11.1%	10.7%	9.1%
% of FP17s Relating to Free Repair or Replacements	3	3,049	0.1%	0.5%	0.5%	0.8%
% of FP17s Relating to Continuations	38	3,049	1.2%	0.5%	0.7%	0.9%
% of Patients satisfied with the dentistry they have received	2	2	N/A	86.8%	89.1%	92.5%
% of Patients satisfied with the time they had to wait for an appointment	1	2	N/A	83.1%	83.1%	87.0%

* This is based on patients treated on this contract for their most recent course of treatment. Figures in italics indicate the base number of FP17s or Patient Questionnaire responses are less than 100. N/A is shown where the base number of responses is less than 10 during the period. % is calculated as Quantity/Base number*100

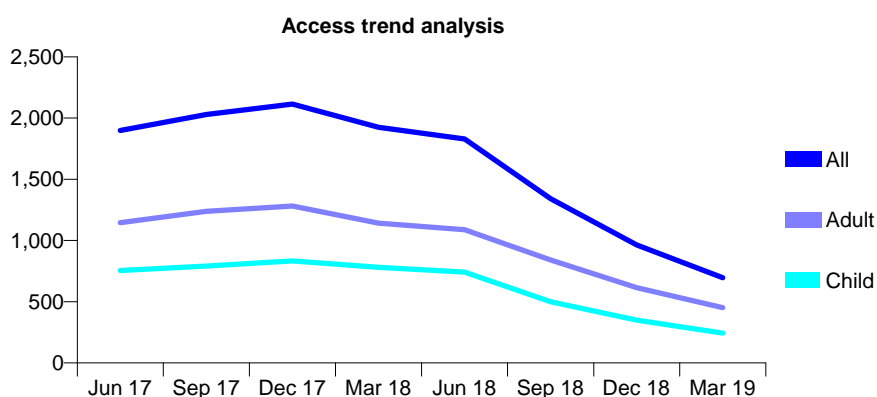
Q62 - Vital Signs At a Glance Contract Report for 165808/0001 - March 2019

Name or company name	Yeading Lane Dental Practice Partnership
Contract type name	GDS Contract
Purpose of contract	General
Contract start date	01/01/2015
Contract end date	31/05/2018

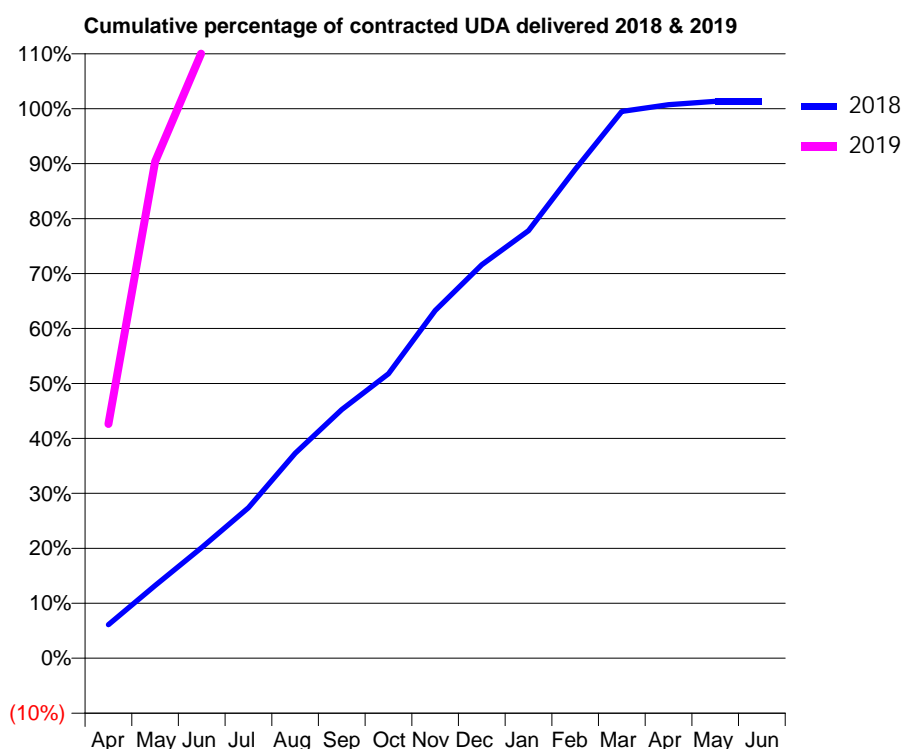
18/19 Contracted general activity (UDA)	906
Carry forward general activity (UDA)	0
18/19 Contracted orthodontic activity (UOA)	0
Carry forward orthodontic activity (UOA)	0
Baseline contract value	£21,939.26

ACCESS*

Patients seen in 24 months	Total	Change since previous quarter
Quarter ending March 2018	1,924	
Quarter ending June 2018	1,830	↓
Quarter ending September 2018	1,342	↓
Quarter ending December 2018	965	↓
Quarter ending March 2019	695	↓
Variance since March 2018	(63.9%)	↓



ACTIVITY



Month	Adjusted Scheduled Activity (UDA)	
	2018	2019
April	332	386
May	720	819
June	1,095	999
July	1,489	999
August	2,028	999
September	2,461	999
October	2,815	999
November	3,441	999
December	3,893	999
January	4,230	999
February	4,837	999
March	5,412	999
April	5,477	
May	5,510	
June	5,510	

QUALITY

	Quantity	Base Number	Contract	AT	Region	England
% of FP17s for the same patient ID Re-attending within 3 months - Children	6	241	2.5%	10.3%	11.9%	11.8%
% of FP17s for the same patient ID Re-attending within 3 months - Adults	17	241	7.1%	16.0%	16.9%	15.7%
% of FP17s for the same patient ID Re-attending between 3 & 9 months - Children	99	241	41.1%	48.6%	48.9%	58.9%
% of FP17s for the same patient ID Re-attending between 3 & 9 months - Adults	78	241	32.4%	38.3%	38.9%	50.8%
% of FP17s for Band 1 Urgent Courses	30	462	6.5%	11.1%	10.7%	9.1%
% of FP17s Relating to Free Repair or Replacements	0	462	0.0%	0.5%	0.5%	0.8%
% of FP17s Relating to Continuations	0	462	0.0%	0.5%	0.7%	0.9%
% of Patients satisfied with the dentistry they have received	0	0	N/A	86.8%	89.1%	92.5%
% of Patients satisfied with the time they had to wait for an appointment	0	0	N/A	83.1%	83.1%	87.0%

* This is based on patients treated on this contract for their most recent course of treatment.

Figures in italics indicate the base number of FP17s or Patient Questionnaire responses are less than 100. N/A is shown where the base number of responses is less than 10 during the period. % is calculated as Quantity/Base number*100

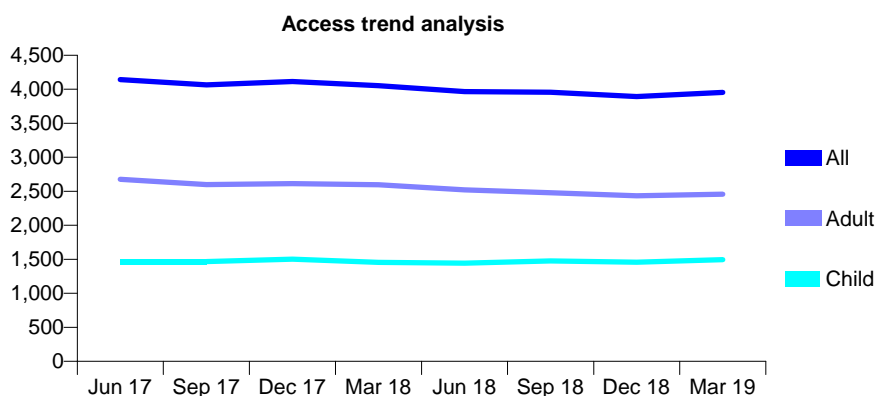
Q62 - Vital Signs At a Glance Contract Report for 166804/0001 - March 2019

Name or company name	The Neasden Dental Clinic
Contract type name	GDS Contract
Purpose of contract	General
Contract start date	01/04/2011
Contract end date	

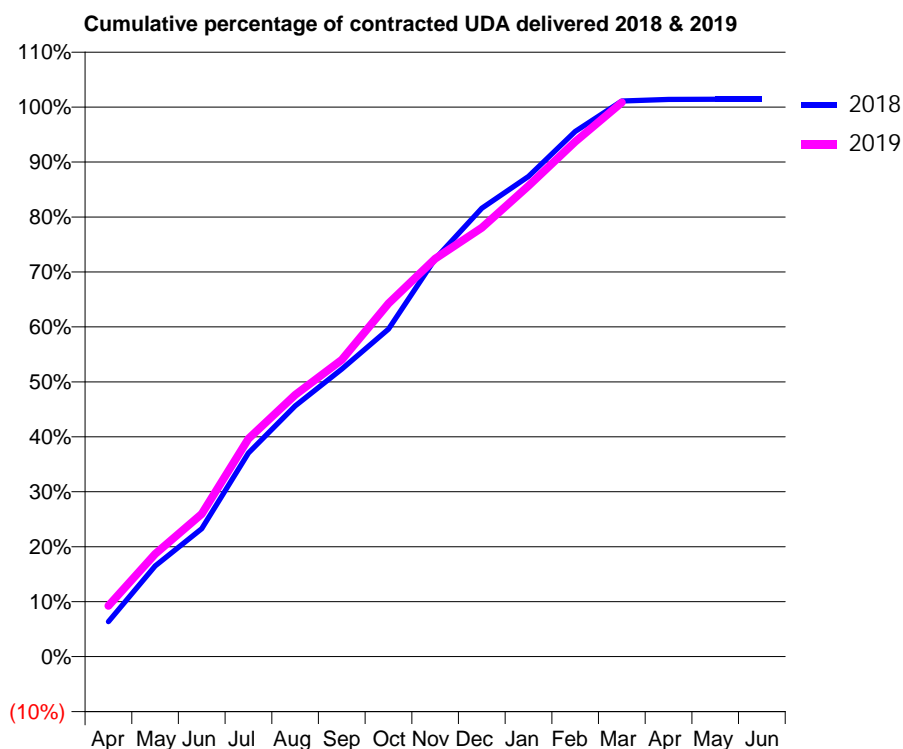
18/19 Contracted general activity (UDA)	10,922
Carry forward general activity (UDA)	-155
18/19 Contracted orthodontic activity (UOA)	0
Carry forward orthodontic activity (UOA)	0
Baseline contract value	£268,934.06

ACCESS*

Patients seen in 24 months	Total	Change since previous quarter
Quarter ending March 2018	4,054	
Quarter ending June 2018	3,966	↓
Quarter ending September 2018	3,956	→
Quarter ending December 2018	3,893	↓
Quarter ending March 2019	3,954	→
Variance since March 2018	(2.5%)	↓



ACTIVITY



Month	Adjusted Scheduled Activity (UDA)	
	2018	2019
April	696	1,010
May	1,802	2,043
June	2,542	2,837
July	4,048	4,328
August	4,981	5,200
September	5,715	5,899
October	6,509	7,019
November	7,906	7,911
December	8,911	8,522
January	9,543	9,356
February	10,438	10,234
March	11,044	11,013
April	11,075	
May	11,077	
June	11,077	

QUALITY

	Quantity	Base Number	Contract	AT	Region	England
% of FP17s for the same patient ID Re-attending within 3 months - Children	109	1,855	5.9%	10.3%	11.9%	11.8%
% of FP17s for the same patient ID Re-attending within 3 months - Adults	433	2,777	15.6%	16.0%	16.9%	15.7%
% of FP17s for the same patient ID Re-attending between 3 & 9 months - Children	877	1,855	47.3%	48.6%	48.9%	58.9%
% of FP17s for the same patient ID Re-attending between 3 & 9 months - Adults	1,095	2,777	39.4%	38.3%	38.9%	50.8%
% of FP17s for Band 1 Urgent Courses	457	4,613	9.9%	11.1%	10.7%	9.1%
% of FP17s Relating to Free Repair or Replacements	25	4,613	0.5%	0.5%	0.5%	0.8%
% of FP17s Relating to Continuations	20	4,613	0.4%	0.5%	0.7%	0.9%
% of Patients satisfied with the dentistry they have received	1	1	N/A	86.8%	89.1%	92.5%
% of Patients satisfied with the time they had to wait for an appointment	1	1	N/A	83.1%	83.1%	87.0%

* This is based on patients treated on this contract for their most recent course of treatment. Figures in italics indicate the base number of FP17s or Patient Questionnaire responses are less than 100. N/A is shown where the base number of responses is less than 10 during the period. % is calculated as Quantity/Base number*100

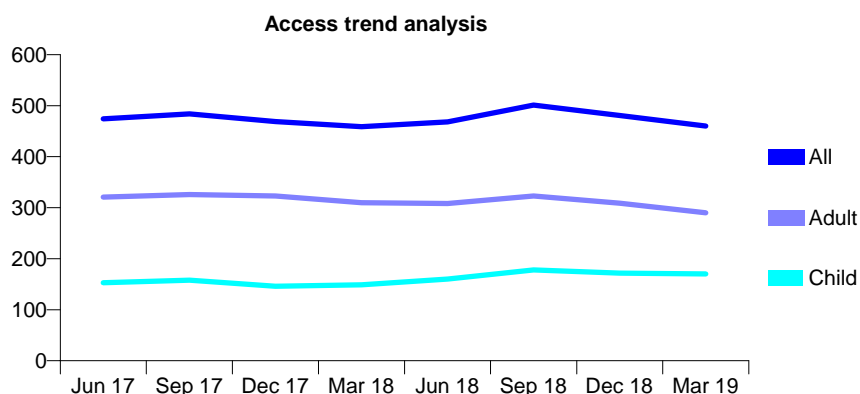
Q62 - Vital Signs At a Glance Contract Report for 168599/0001 - March 2019

Name or company name	Dental Centre 100
Contract type name	GDS Contract
Purpose of contract	General
Contract start date	01/11/2011
Contract end date	

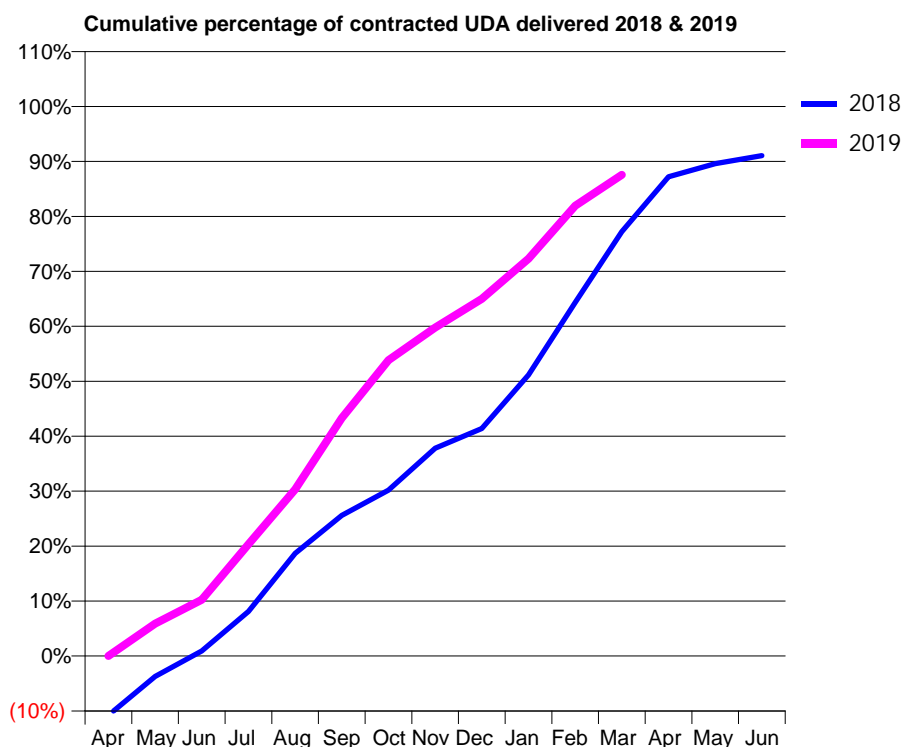
18/19 Contracted general activity (UDA)	1,876
Carry forward general activity (UDA)	0
18/19 Contracted orthodontic activity (UOA)	0
Carry forward orthodontic activity (UOA)	0
Baseline contract value	£58,716.09

ACCESS*

Patients seen in 24 months	Total	Change since previous quarter
Quarter ending March 2018	459	
Quarter ending June 2018	468	→
Quarter ending September 2018	501	↑
Quarter ending December 2018	481	↓
Quarter ending March 2019	460	↓
Variance since March 2018	0.2%	→



ACTIVITY



Month	Adjusted Scheduled Activity (UDA)	
	2018	2019
April	-203	0
May	-70	111
June	17	192
July	152	382
August	351	569
September	480	812
October	567	1,010
November	709	1,121
December	777	1,219
January	960	1,356
February	1,207	1,537
March	1,449	1,643
April	1,636	
May	1,681	
June	1,708	

QUALITY

	Quantity	Base Number	Contract	AT	Region	England
% of FP17s for the same patient ID Re-attending within 3 months - Children	18	176	10.2%	10.3%	11.9%	11.8%
% of FP17s for the same patient ID Re-attending within 3 months - Adults	56	297	18.9%	16.0%	16.9%	15.7%
% of FP17s for the same patient ID Re-attending between 3 & 9 months - Children	48	176	27.3%	48.6%	48.9%	58.9%
% of FP17s for the same patient ID Re-attending between 3 & 9 months - Adults	86	297	29.0%	38.3%	38.9%	50.8%
% of FP17s for Band 1 Urgent Courses	43	431	10.0%	11.1%	10.7%	9.1%
% of FP17s Relating to Free Repair or Replacements	0	431	0.0%	0.5%	0.5%	0.8%
% of FP17s Relating to Continuations	4	431	0.9%	0.5%	0.7%	0.9%
% of Patients satisfied with the dentistry they have received	0	1	N/A	86.8%	89.1%	92.5%
% of Patients satisfied with the time they had to wait for an appointment	1	1	N/A	83.1%	83.1%	87.0%

* This is based on patients treated on this contract for their most recent course of treatment. Figures in italics indicate the base number of FP17s or Patient Questionnaire responses are less than 100. N/A is shown where the base number of responses is less than 10 during the period. % is calculated as Quantity/Base number*100

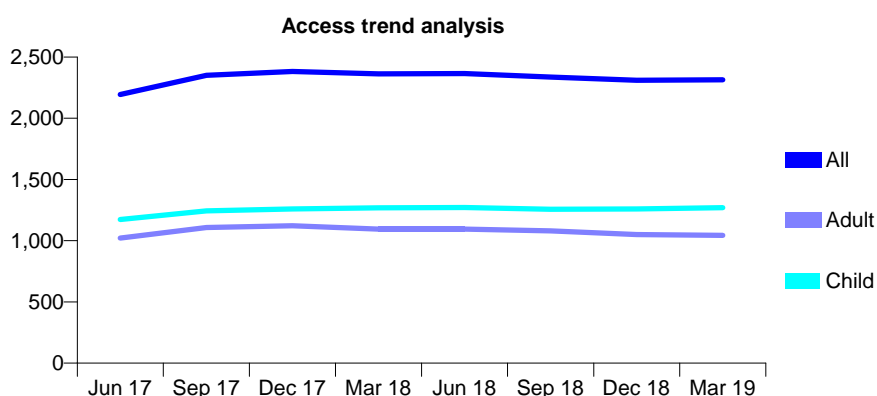
Q62 - Vital Signs At a Glance Contract Report for 168823/0001 - March 2019

Name or company name	MR JJ LAI
Contract type name	GDS Contract
Purpose of contract	General
Contract start date	01/11/2015
Contract end date	

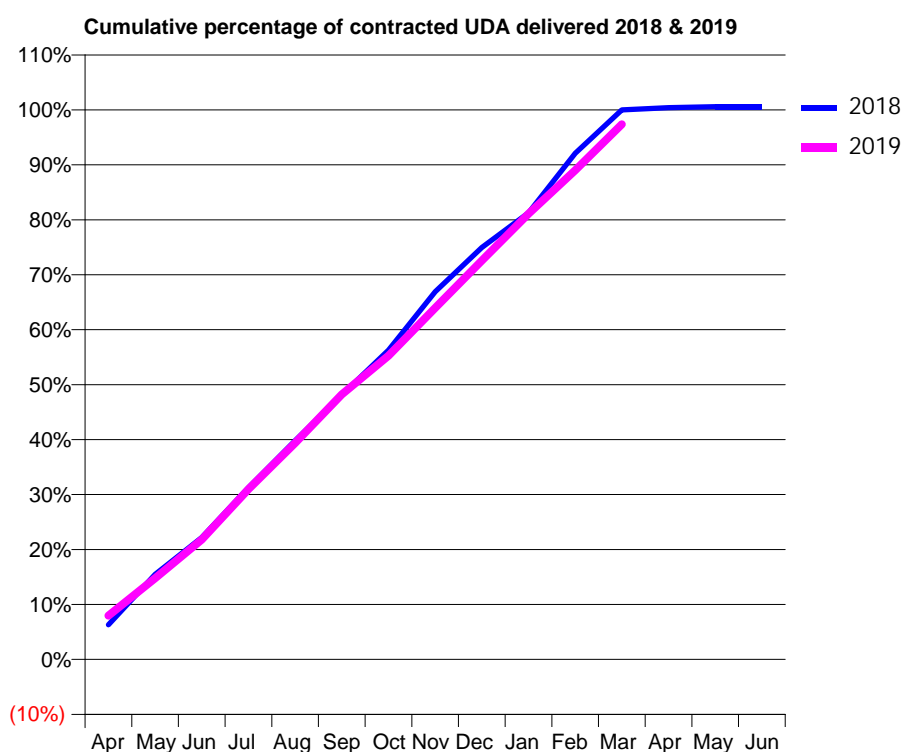
18/19 Contracted general activity (UDA)	7,635
Carry forward general activity (UDA)	-43
18/19 Contracted orthodontic activity (UOA)	0
Carry forward orthodontic activity (UOA)	0
Baseline contract value	£206,114.39

ACCESS*

Patients seen in 24 months	Total	Change since previous quarter
Quarter ending March 2018	2,363	
Quarter ending June 2018	2,366	→
Quarter ending September 2018	2,336	↓
Quarter ending December 2018	2,311	↓
Quarter ending March 2019	2,314	→
Variance since March 2018	(2.1%)	↓



ACTIVITY



Month	2018	2019
April	483	609
May	1,180	1,130
June	1,693	1,664
July	2,387	2,364
August	3,042	3,008
September	3,676	3,680
October	4,297	4,219
November	5,109	4,883
December	5,722	5,541
January	6,204	6,191
February	7,032	6,795
March	7,634	7,435
April	7,666	
May	7,678	
June	7,678	

QUALITY

	Quantity	Base Number	Contract	AT	Region	England
% of FP17s for the same patient ID Re-attending within 3 months - Children	71	1,341	5.3%	10.3%	11.9%	11.8%
% of FP17s for the same patient ID Re-attending within 3 months - Adults	114	933	12.2%	16.0%	16.9%	15.7%
% of FP17s for the same patient ID Re-attending between 3 & 9 months - Children	525	1,341	39.1%	48.6%	48.9%	58.9%
% of FP17s for the same patient ID Re-attending between 3 & 9 months - Adults	310	933	33.2%	38.3%	38.9%	50.8%
% of FP17s for Band 1 Urgent Courses	29	2,255	1.3%	11.1%	10.7%	9.1%
% of FP17s Relating to Free Repair or Replacements	0	2,255	0.0%	0.5%	0.5%	0.8%
% of FP17s Relating to Continuations	54	2,255	2.4%	0.5%	0.7%	0.9%
% of Patients satisfied with the dentistry they have received	0	0	N/A	86.8%	89.1%	92.5%
% of Patients satisfied with the time they had to wait for an appointment	0	0	N/A	83.1%	83.1%	87.0%

* This is based on patients treated on this contract for their most recent course of treatment. Figures in italics indicate the base number of FP17s or Patient Questionnaire responses are less than 100. N/A is shown where the base number of responses is less than 10 during the period. % is calculated as Quantity/Base number*100

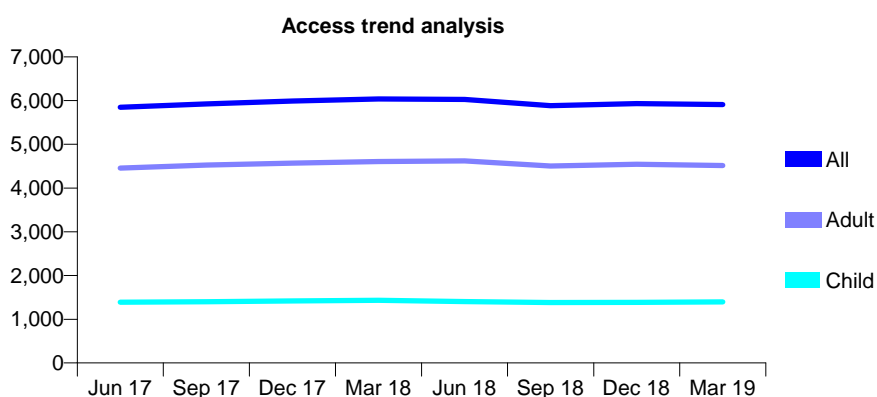
Q62 - Vital Signs At a Glance Contract Report for 169455/0001 - March 2019

Name or company name	Preeman Limited Smile For Life Dental Clin
Contract type name	GDS Contract
Purpose of contract	General
Contract start date	01/04/2011
Contract end date	

18/19 Contracted general activity (UDA)	25,000
Carry forward general activity (UDA)	1,746
18/19 Contracted orthodontic activity (UOA)	0
Carry forward orthodontic activity (UOA)	0
Baseline contract value	£705,955.64

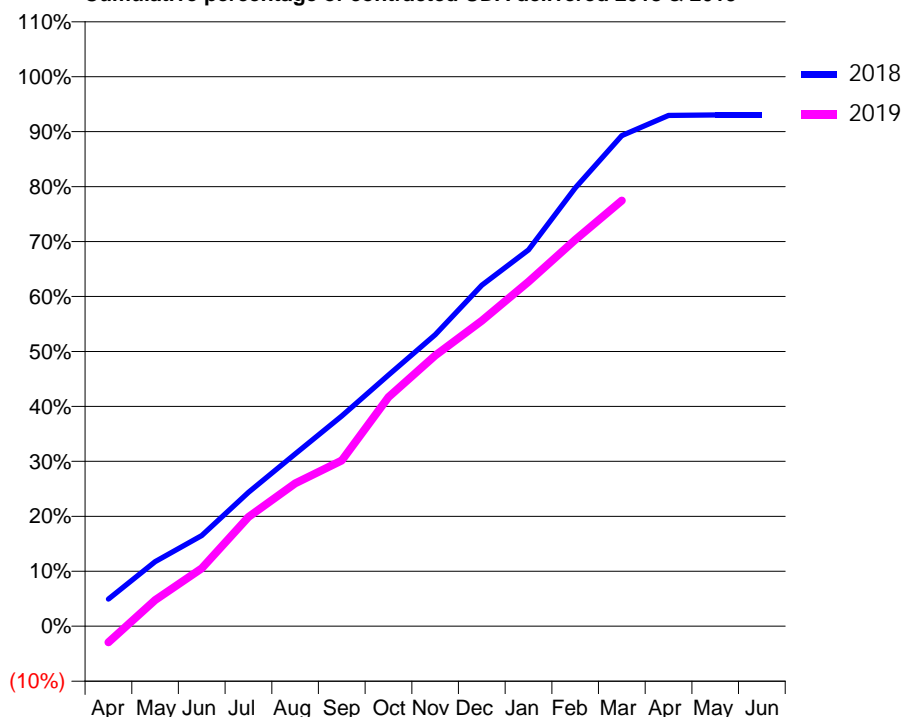
ACCESS*

Patients seen in 24 months	Total	Change since previous quarter
Quarter ending March 2018	6,038	
Quarter ending June 2018	6,025	→
Quarter ending September 2018	5,883	↓
Quarter ending December 2018	5,930	→
Quarter ending March 2019	5,911	→
Variance since March 2018	(2.1%)	↓



ACTIVITY

Cumulative percentage of contracted UDA delivered 2018 & 2019



Adjusted Scheduled Activity (UDA)

Month	2018	2019
April	1,234	-736
May	2,941	1,194
June	4,123	2,630
July	6,092	4,975
August	7,839	6,503
September	9,565	7,535
October	11,426	10,423
November	13,263	12,318
December	15,508	13,895
January	17,119	15,672
February	19,937	17,579
March	22,317	19,361
April	23,231	
May	23,254	
June	23,254	

QUALITY

	Quantity	Base Number	Contract	AT	Region	England
% of FP17s for the same patient ID Re-attending within 3 months - Children	164	1,915	8.6%	10.3%	11.9%	11.8%
% of FP17s for the same patient ID Re-attending within 3 months - Adults	458	4,759	9.6%	16.0%	16.9%	15.7%
% of FP17s for the same patient ID Re-attending between 3 & 9 months - Children	1,099	1,915	57.4%	48.6%	48.9%	58.9%
% of FP17s for the same patient ID Re-attending between 3 & 9 months - Adults	2,093	4,759	44.0%	38.3%	38.9%	50.8%
% of FP17s for Band 1 Urgent Courses	226	6,452	3.5%	11.1%	10.7%	9.1%
% of FP17s Relating to Free Repair or Replacements	27	6,452	0.4%	0.5%	0.5%	0.8%
% of FP17s Relating to Continuations	71	6,452	1.1%	0.5%	0.7%	0.9%
% of Patients satisfied with the dentistry they have received	3	3	N/A	86.8%	89.1%	92.5%
% of Patients satisfied with the time they had to wait for an appointment	3	3	N/A	83.1%	83.1%	87.0%

* This is based on patients treated on this contract for their most recent course of treatment.

Figures in italics indicate the base number of FP17s or Patient Questionnaire responses are less than 100. N/A is shown where the base number of responses is less than 10 during the period. % is calculated as Quantity/Base number*100

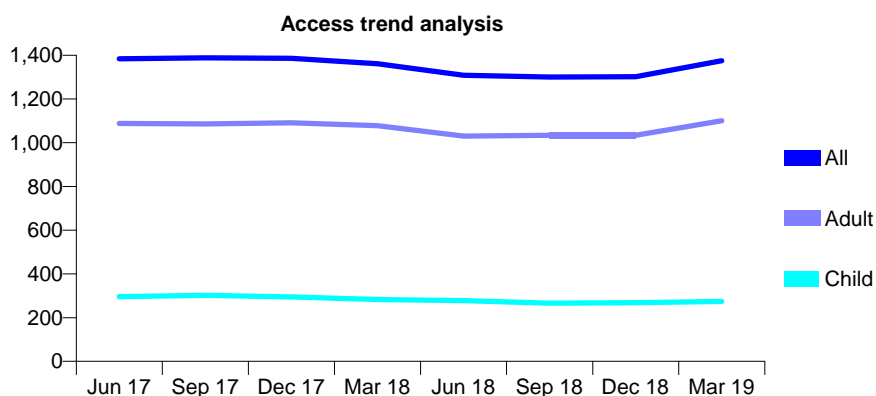
Q62 - Vital Signs At a Glance Contract Report for 171085/0001 - March 2019

Name or company name	Mr B K Vekeria & Mr A Ullah Sheikh
Contract type name	GDS Contract
Purpose of contract	General
Contract start date	01/12/2010
Contract end date	

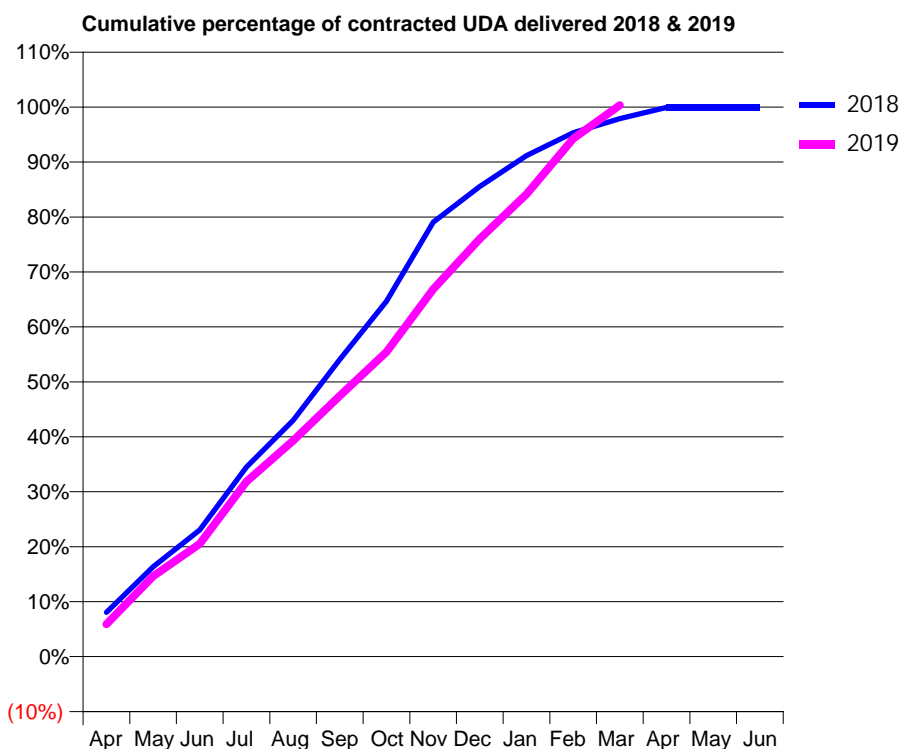
18/19 Contracted general activity (UDA)	4,341
Carry forward general activity (UDA)	4
18/19 Contracted orthodontic activity (UOA)	0
Carry forward orthodontic activity (UOA)	0
Baseline contract value	£103,744.30

ACCESS*

Patients seen in 24 months	Total	Change since previous quarter
Quarter ending March 2018	1,361	
Quarter ending June 2018	1,308	↓
Quarter ending September 2018	1,300	→
Quarter ending December 2018	1,302	→
Quarter ending March 2019	1,375	↑
Variance since March 2018	1.0%	→



ACTIVITY



Month	Adjusted Scheduled Activity (UDA)	
	2018	2019
April	350	256
May	710	636
June	1,001	890
July	1,497	1,383
August	1,866	1,706
September	2,346	2,060
October	2,806	2,406
November	3,432	2,902
December	3,714	3,300
January	3,957	3,653
February	4,139	4,092
March	4,250	4,356
April	4,337	
May	4,337	
June	4,337	

QUALITY

	Quantity	Base Number	Contract	AT	Region	England
% of FP17s for the same patient ID Re-attending within 3 months - Children	29	320	9.1%	10.3%	11.9%	11.8%
% of FP17s for the same patient ID Re-attending within 3 months - Adults	212	1,162	18.2%	16.0%	16.9%	15.7%
% of FP17s for the same patient ID Re-attending between 3 & 9 months - Children	116	320	36.3%	48.6%	48.9%	58.9%
% of FP17s for the same patient ID Re-attending between 3 & 9 months - Adults	310	1,162	26.7%	38.3%	38.9%	50.8%
% of FP17s for Band 1 Urgent Courses	250	1,451	17.2%	11.1%	10.7%	9.1%
% of FP17s Relating to Free Repair or Replacements	2	1,451	0.1%	0.5%	0.5%	0.8%
% of FP17s Relating to Continuations	6	1,451	0.4%	0.5%	0.7%	0.9%
% of Patients satisfied with the dentistry they have received	1	1	N/A	86.8%	89.1%	92.5%
% of Patients satisfied with the time they had to wait for an appointment	1	1	N/A	83.1%	83.1%	87.0%

* This is based on patients treated on this contract for their most recent course of treatment. Figures in italics indicate the base number of FP17s or Patient Questionnaire responses are less than 100. N/A is shown where the base number of responses is less than 10 during the period. % is calculated as Quantity/Base number*100

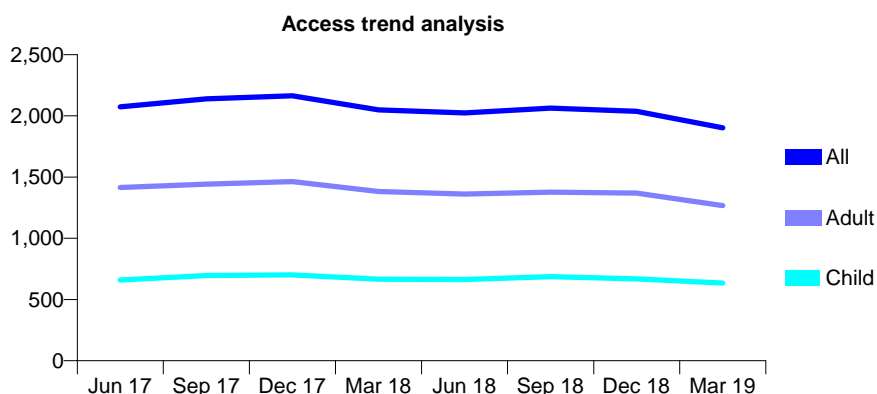
Q62 - Vital Signs At a Glance Contract Report for 172073/0001 - March 2019

Name or company name	Dr Gregory Lai & Dr Nicholas Lai & Associa
Contract type name	GDS Contract
Purpose of contract	General
Contract start date	01/06/2015
Contract end date	

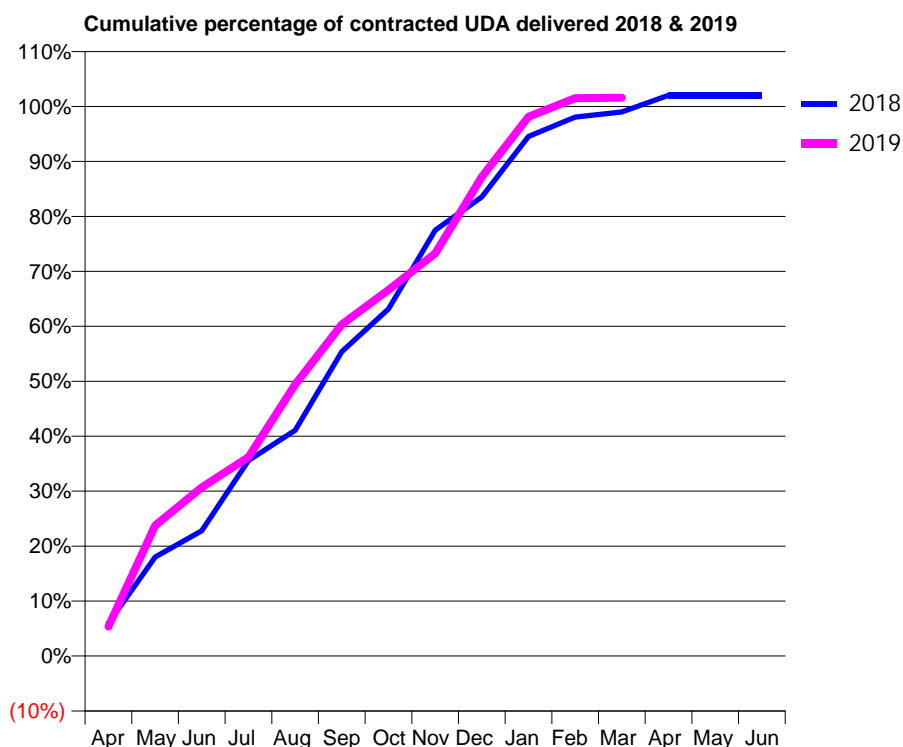
18/19 Contracted general activity (UDA)	8,888
Carry forward general activity (UDA)	-178
18/19 Contracted orthodontic activity (UOA)	0
Carry forward orthodontic activity (UOA)	0
Baseline contract value	£267,827.43

ACCESS*

Patients seen in 24 months	Total	Change since previous quarter
Quarter ending March 2018	2,048	
Quarter ending June 2018	2,025	↓
Quarter ending September 2018	2,064	→
Quarter ending December 2018	2,038	↓
Quarter ending March 2019	1,902	↓
Variance since March 2018	(7.1%)	↓



ACTIVITY



Month	Adjusted Scheduled Activity (UDA)	
	2018	2019
April	531	477
May	1,602	2,111
June	2,027	2,727
July	3,162	3,218
August	3,649	4,392
September	4,920	5,363
October	5,613	5,922
November	6,887	6,511
December	7,425	7,748
January	8,405	8,721
February	8,718	9,021
March	8,800	9,030
April	9,068	
May	9,068	
June	9,068	

QUALITY

	Quantity	Base Number	Contract	AT	Region	England
% of FP17s for the same patient ID Re-attending within 3 months - Children	6	596	1.0%	10.3%	11.9%	11.8%
% of FP17s for the same patient ID Re-attending within 3 months - Adults	64	1,130	5.7%	16.0%	16.9%	15.7%
% of FP17s for the same patient ID Re-attending between 3 & 9 months - Children	168	596	28.2%	48.6%	48.9%	58.9%
% of FP17s for the same patient ID Re-attending between 3 & 9 months - Adults	308	1,130	27.3%	38.3%	38.9%	50.8%
% of FP17s for Band 1 Urgent Courses	44	1,672	2.6%	11.1%	10.7%	9.1%
% of FP17s Relating to Free Repair or Replacements	1	1,672	0.1%	0.5%	0.5%	0.8%
% of FP17s Relating to Continuations	3	1,672	0.2%	0.5%	0.7%	0.9%
% of Patients satisfied with the dentistry they have received	0	0	N/A	86.8%	89.1%	92.5%
% of Patients satisfied with the time they had to wait for an appointment	0	0	N/A	83.1%	83.1%	87.0%

* This is based on patients treated on this contract for their most recent course of treatment. Figures in italics indicate the base number of FP17s or Patient Questionnaire responses are less than 100. N/A is shown where the base number of responses is less than 10 during the period. % is calculated as Quantity/Base number*100

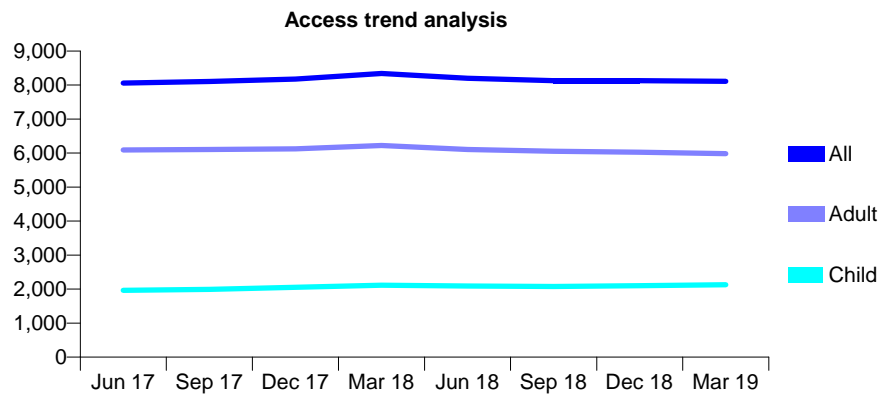
Q62 - Vital Signs At a Glance Contract Report for 173991/0001 - March 2019

Name or company name	Dr A.T. Brown & Dr. P. Bopanna
Contract type name	GDS Contract
Purpose of contract	General
Contract start date	01/01/2013
Contract end date	

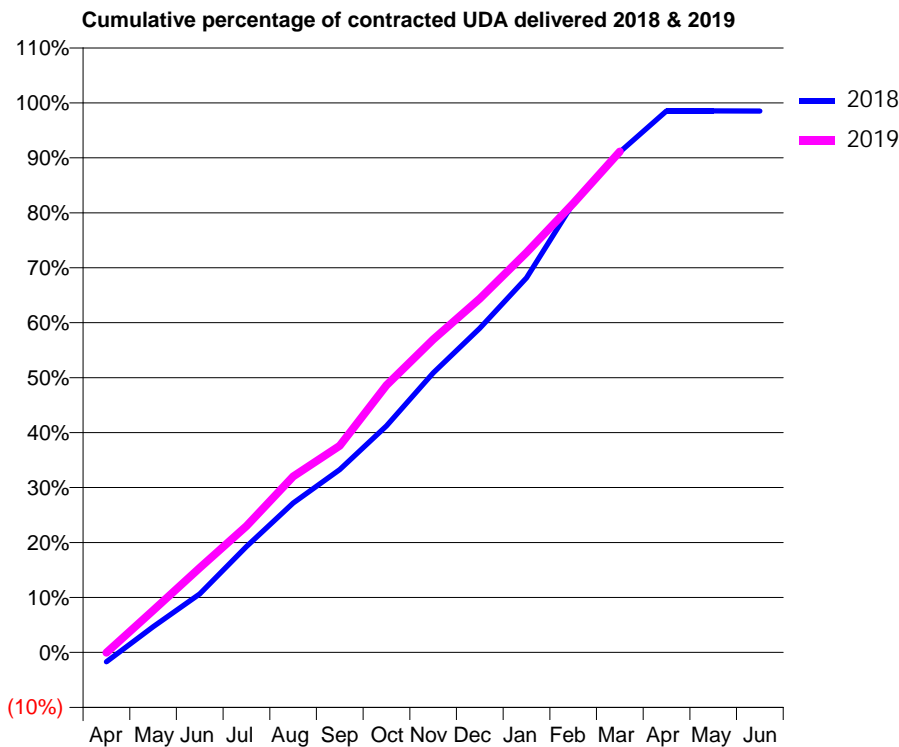
18/19 Contracted general activity (UDA)	19,896
Carry forward general activity (UDA)	294
18/19 Contracted orthodontic activity (UOA)	0
Carry forward orthodontic activity (UOA)	0
Baseline contract value	£563,757.98

ACCESS*

Patients seen in 24 months	Total	Change since previous quarter
Quarter ending March 2018	8,338	
Quarter ending June 2018	8,202	↓
Quarter ending September 2018	8,130	→
Quarter ending December 2018	8,126	→
Quarter ending March 2019	8,112	→
Variance since March 2018	(2.7%)	↓



ACTIVITY



Month	Adjusted Scheduled Activity (UDA)	
	2018	2019
April	-343	-12
May	930	1,521
June	2,118	3,065
July	3,838	4,577
August	5,412	6,371
September	6,624	7,480
October	8,199	9,673
November	10,122	11,330
December	11,736	12,806
January	13,560	14,478
February	16,260	16,256
March	18,112	18,133
April	19,607	
May	19,607	
June	19,602	

QUALITY

	Quantity	Base Number	Contract	AT	Region	England
% of FP17s for the same patient ID Re-attending within 3 months - Children	328	3,162	10.4%	10.3%	11.9%	11.8%
% of FP17s for the same patient ID Re-attending within 3 months - Adults	1,539	7,484	20.6%	16.0%	16.9%	15.7%
% of FP17s for the same patient ID Re-attending between 3 & 9 months - Children	1,825	3,162	57.7%	48.6%	48.9%	58.9%
% of FP17s for the same patient ID Re-attending between 3 & 9 months - Adults	3,159	7,484	42.2%	38.3%	38.9%	50.8%
% of FP17s for Band 1 Urgent Courses	1,652	9,681	17.1%	11.1%	10.7%	9.1%
% of FP17s Relating to Free Repair or Replacements	83	9,681	0.9%	0.5%	0.5%	0.8%
% of FP17s Relating to Continuations	33	9,681	0.3%	0.5%	0.7%	0.9%
% of Patients satisfied with the dentistry they have received	1	1	N/A	86.8%	89.1%	92.5%
% of Patients satisfied with the time they had to wait for an appointment	1	1	N/A	83.1%	83.1%	87.0%

* This is based on patients treated on this contract for their most recent course of treatment. Figures in italics indicate the base number of FP17s or Patient Questionnaire responses are less than 100. N/A is shown where the base number of responses is less than 10 during the period. % is calculated as Quantity/Base number*100

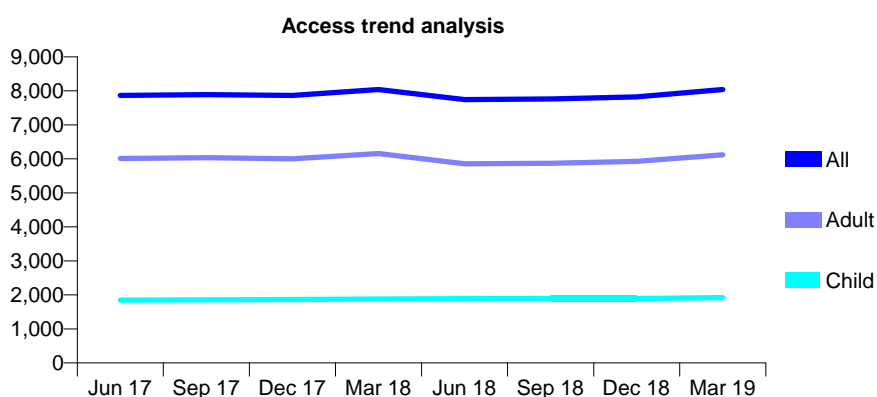
Q62 - Vital Signs At a Glance Contract Report for 174017/0001 - March 2019

Name or company name	Gupta and Lakhanpaul
Contract type name	GDS Contract
Purpose of contract	General
Contract start date	01/01/2012
Contract end date	

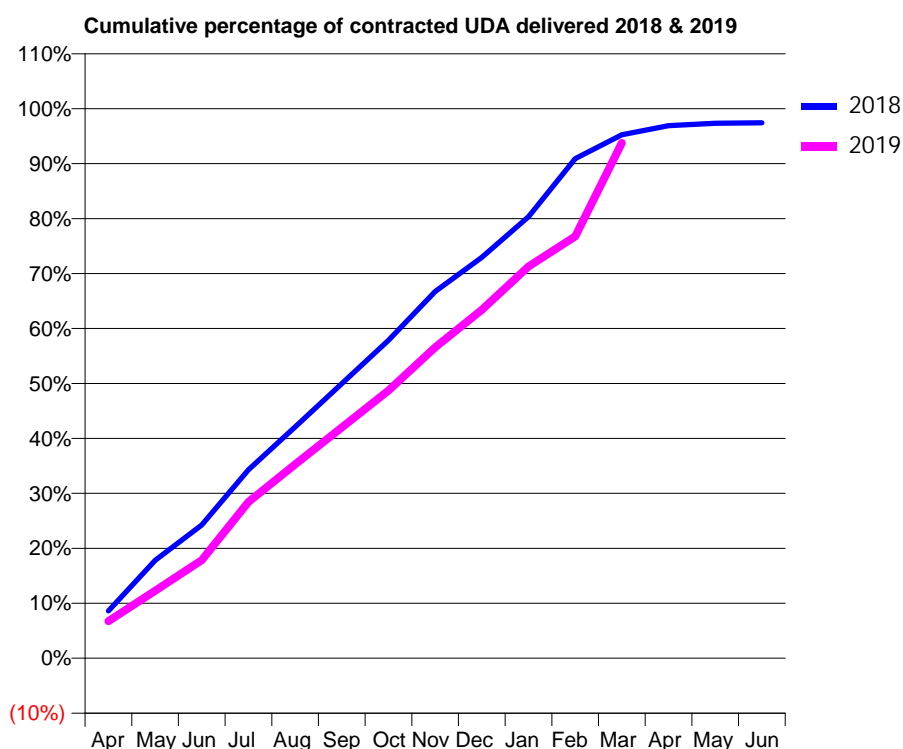
18/19 Contracted general activity (UDA)	22,787
Carry forward general activity (UDA)	585
18/19 Contracted orthodontic activity (UOA)	0
Carry forward orthodontic activity (UOA)	0
Baseline contract value	£632,286.11

ACCESS*

Patients seen in 24 months	Total	Change since previous quarter
Quarter ending March 2018	8,040	
Quarter ending June 2018	7,745	↓
Quarter ending September 2018	7,764	→
Quarter ending December 2018	7,820	→
Quarter ending March 2019	8,043	↑
Variance since March 2018	0.0%	→



ACTIVITY



Adjusted Scheduled Activity (UDA)		
Month	2018	2019
April	1,961	1,540
May	4,059	2,803
June	5,526	4,068
July	7,817	6,480
August	9,593	8,036
September	11,383	9,570
October	13,188	11,098
November	15,202	12,894
December	16,621	14,447
January	18,305	16,242
February	20,718	17,485
March	21,699	21,365
April	22,082	
May	22,185	
June	22,202	

QUALITY

	Quantity	Base Number	Contract	AT	Region	England
% of FP17s for the same patient ID Re-attending within 3 months - Children	157	2,626	6.0%	10.3%	11.9%	11.8%
% of FP17s for the same patient ID Re-attending within 3 months - Adults	666	6,652	10.0%	16.0%	16.9%	15.7%
% of FP17s for the same patient ID Re-attending between 3 & 9 months - Children	1,417	2,626	54.0%	48.6%	48.9%	58.9%
% of FP17s for the same patient ID Re-attending between 3 & 9 months - Adults	2,643	6,652	39.7%	38.3%	38.9%	50.8%
% of FP17s for Band 1 Urgent Courses	543	9,007	6.0%	11.1%	10.7%	9.1%
% of FP17s Relating to Free Repair or Replacements	22	9,007	0.2%	0.5%	0.5%	0.8%
% of FP17s Relating to Continuations	25	9,007	0.3%	0.5%	0.7%	0.9%
% of Patients satisfied with the dentistry they have received	1	1	N/A	86.8%	89.1%	92.5%
% of Patients satisfied with the time they had to wait for an appointment	1	1	N/A	83.1%	83.1%	87.0%

* This is based on patients treated on this contract for their most recent course of treatment.

Figures in italics indicate the base number of FP17s or Patient Questionnaire responses are less than 100. N/A is shown where the base number of responses is less than 10 during the period. % is calculated as Quantity/Base number*100

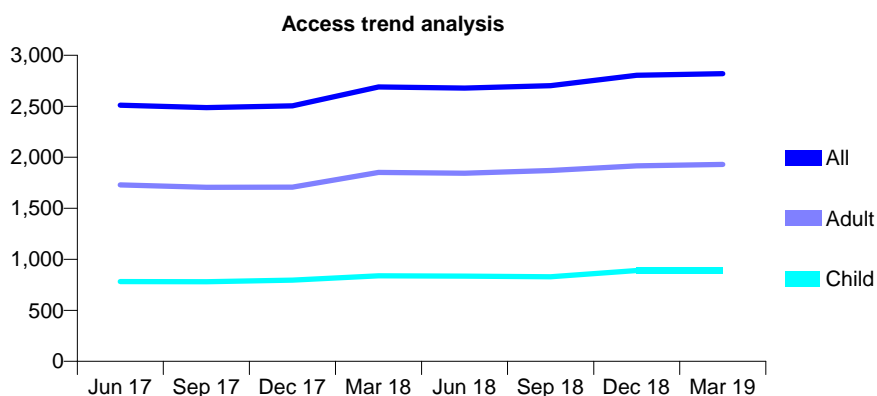
Q62 - Vital Signs At a Glance Contract Report for 174351/0001 - March 2019

Name or company name	Dr Kishan Patel, Dr Jinesh Vaghela, and Dr
Contract type name	GDS Contract
Purpose of contract	General
Contract start date	01/01/2013
Contract end date	

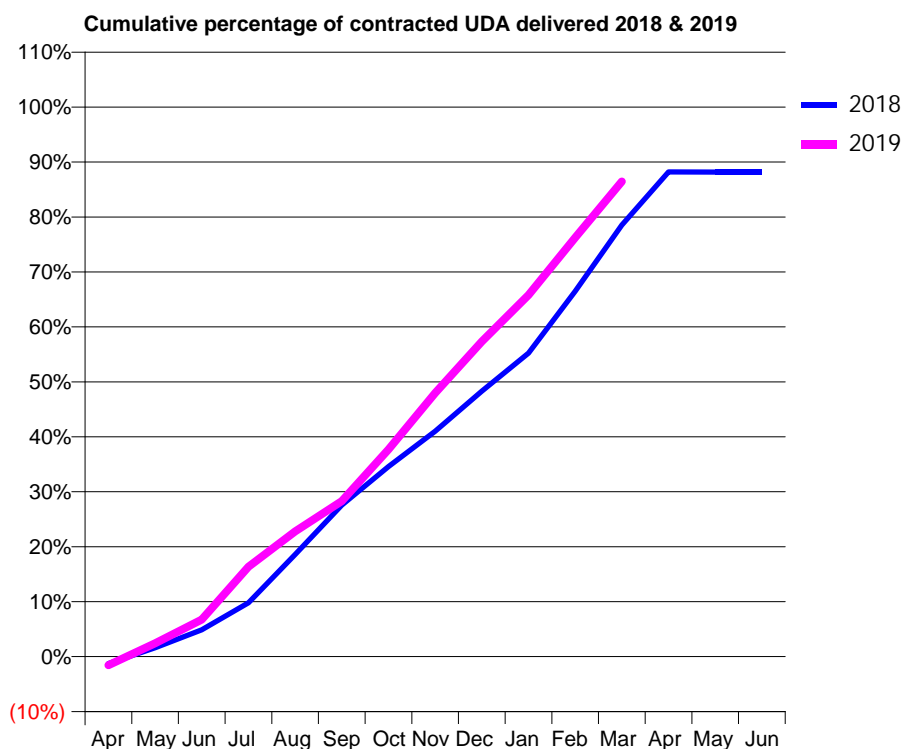
18/19 Contracted general activity (UDA)	7,275
Carry forward general activity (UDA)	279
18/19 Contracted orthodontic activity (UOA)	0
Carry forward orthodontic activity (UOA)	0
Baseline contract value	£209,151.89

ACCESS*

Patients seen in 24 months	Total	Change since previous quarter
Quarter ending March 2018	2,690	
Quarter ending June 2018	2,678	→
Quarter ending September 2018	2,701	→
Quarter ending December 2018	2,805	↑
Quarter ending March 2019	2,819	→
Variance since March 2018	4.8%	↑



ACTIVITY



Month	Adjusted Scheduled Activity (UDA)	
	2018	2019
April	-94	-114
May	117	178
June	356	490
July	714	1,190
August	1,353	1,659
September	2,005	2,058
October	2,517	2,743
November	2,984	3,491
December	3,514	4,171
January	4,017	4,786
February	4,839	5,548
March	5,714	6,289
April	6,416	
May	6,415	
June	6,415	

QUALITY

	Quantity	Base Number	Contract	AT	Region	England
% of FP17s for the same patient ID Re-attending within 3 months - Children	120	1,092	11.0%	10.3%	11.9%	11.8%
% of FP17s for the same patient ID Re-attending within 3 months - Adults	438	2,106	20.8%	16.0%	16.9%	15.7%
% of FP17s for the same patient ID Re-attending between 3 & 9 months - Children	439	1,092	40.2%	48.6%	48.9%	58.9%
% of FP17s for the same patient ID Re-attending between 3 & 9 months - Adults	701	2,106	33.3%	38.3%	38.9%	50.8%
% of FP17s for Band 1 Urgent Courses	319	2,504	12.7%	11.1%	10.7%	9.1%
% of FP17s Relating to Free Repair or Replacements	20	2,504	0.8%	0.5%	0.5%	0.8%
% of FP17s Relating to Continuations	57	2,504	2.3%	0.5%	0.7%	0.9%
% of Patients satisfied with the dentistry they have received	2	2	N/A	86.8%	89.1%	92.5%
% of Patients satisfied with the time they had to wait for an appointment	2	2	N/A	83.1%	83.1%	87.0%

* This is based on patients treated on this contract for their most recent course of treatment. Figures in italics indicate the base number of FP17s or Patient Questionnaire responses are less than 100. N/A is shown where the base number of responses is less than 10 during the period. % is calculated as Quantity/Base number*100

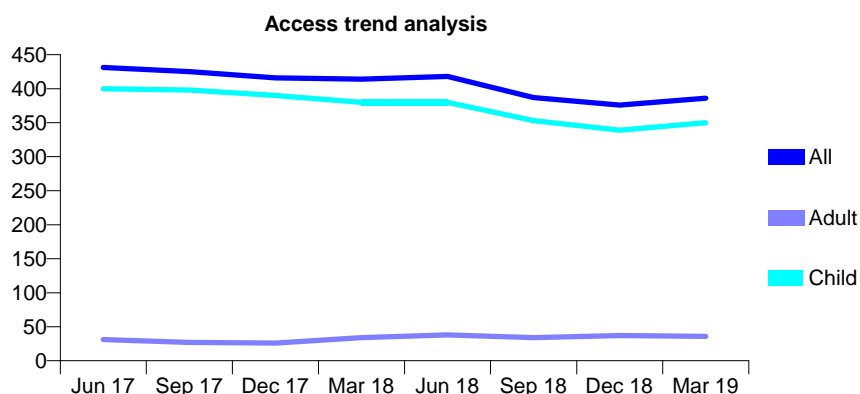
Q62 - Vital Signs At a Glance Contract Report for 175536/0001 - March 2019

Name or company name	Dr B Patel
Contract type name	GDS Contract
Purpose of contract	General
Contract start date	01/02/2012
Contract end date	

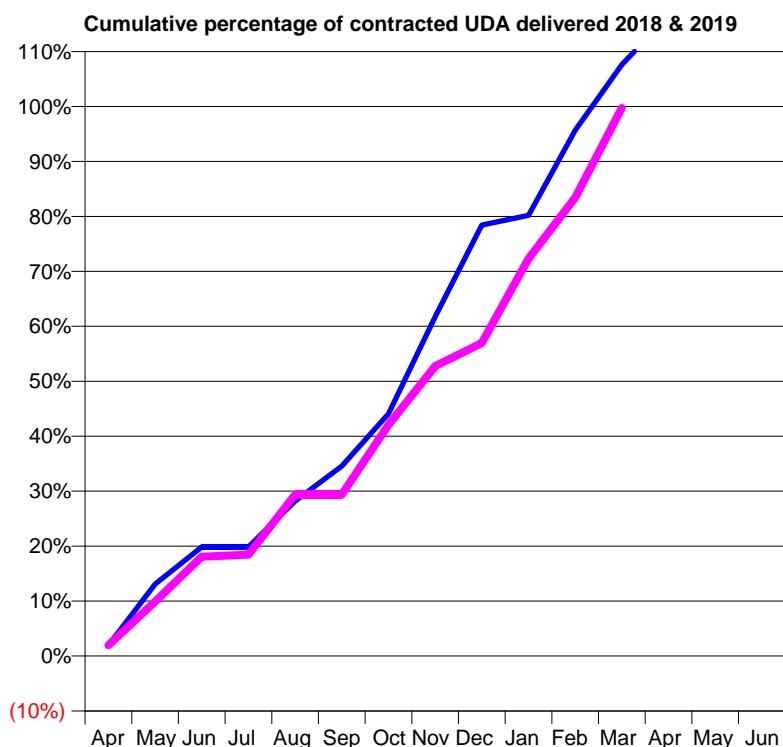
18/19 Contracted general activity (UDA)	504
Carry forward general activity (UDA)	-10
18/19 Contracted orthodontic activity (UOA)	0
Carry forward orthodontic activity (UOA)	0
Baseline contract value	£12,112.26

ACCESS*

Patients seen in 24 months	Total	Change since previous quarter
Quarter ending March 2018	414	
Quarter ending June 2018	418	→
Quarter ending September 2018	387	↓
Quarter ending December 2018	376	↓
Quarter ending March 2019	386	↑
Variance since March 2018	(6.8%)	↓



ACTIVITY



Month	Adjusted Scheduled Activity (UDA)	
	2018	2019
April	10	10
May	66	50
June	100	91
July	100	93
August	142	148
September	174	148
October	222	212
November	311	266
December	395	287
January	404	364
February	482	420
March	542	503
April	587	
May	596	
June	596	

QUALITY

	Quantity	Base Number	Contract	AT	Region	England
% of FP17s for the same patient ID Re-attending within 3 months - Children	5	378	1.3%	10.3%	11.9%	11.8%
% of FP17s for the same patient ID Re-attending within 3 months - Adults	0	10	0.0%	16.0%	16.9%	15.7%
% of FP17s for the same patient ID Re-attending between 3 & 9 months - Children	184	378	48.7%	48.6%	48.9%	58.9%
% of FP17s for the same patient ID Re-attending between 3 & 9 months - Adults	6	10	60.0%	38.3%	38.9%	50.8%
% of FP17s for Band 1 Urgent Courses	2	343	0.6%	11.1%	10.7%	9.1%
% of FP17s Relating to Free Repair or Replacements	0	343	0.0%	0.5%	0.5%	0.8%
% of FP17s Relating to Continuations	0	343	0.0%	0.5%	0.7%	0.9%
% of Patients satisfied with the dentistry they have received	0	0	N/A	86.8%	89.1%	92.5%
% of Patients satisfied with the time they had to wait for an appointment	0	0	N/A	83.1%	83.1%	87.0%

* This is based on patients treated on this contract for their most recent course of treatment. Figures in italics indicate the base number of FP17s or Patient Questionnaire responses are less than 100. N/A is shown where the base number of responses is less than 10 during the period. % is calculated as Quantity/Base number*100

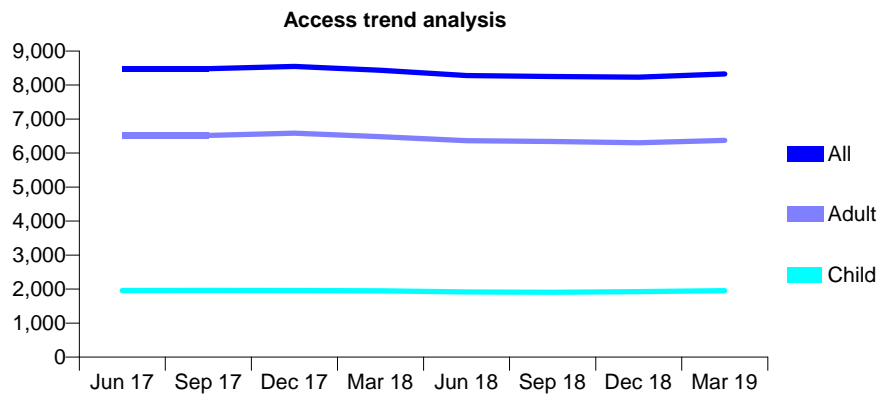
Q62 - Vital Signs At a Glance Contract Report for 178241/0001 - March 2019

Name or company name	Drs Al-Killidar, Al-Killidar & Al-Saidi
Contract type name	GDS Contract
Purpose of contract	General
Contract start date	01/04/2010
Contract end date	

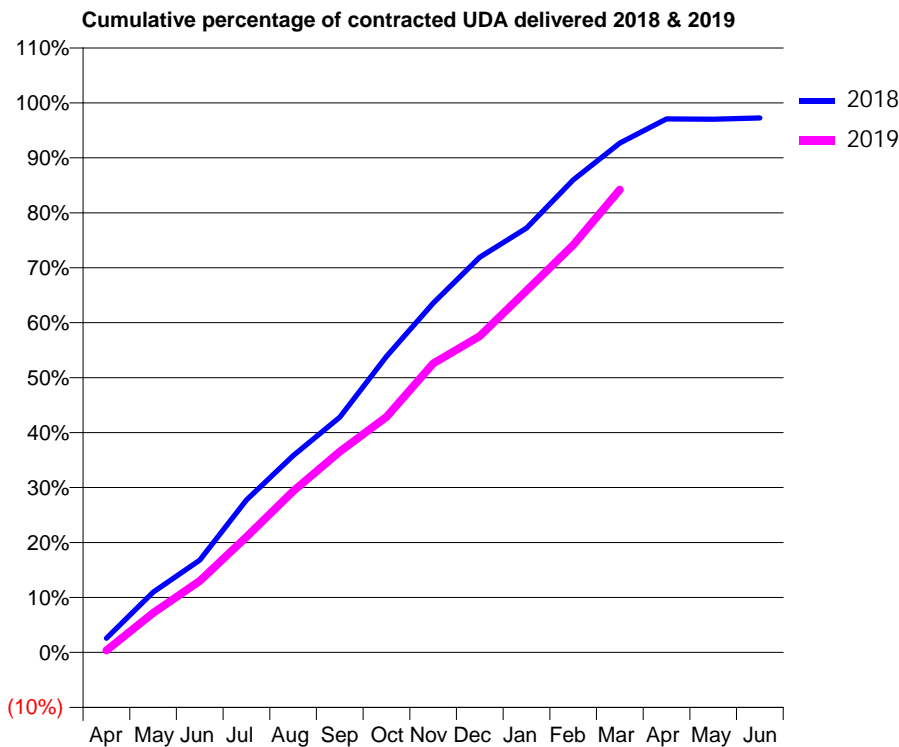
18/19 Contracted general activity (UDA)	33,037
Carry forward general activity (UDA)	908
18/19 Contracted orthodontic activity (UOA)	0
Carry forward orthodontic activity (UOA)	0
Baseline contract value	£1,186,363.33

ACCESS*

Patients seen in 24 months	Total	Change since previous quarter
Quarter ending March 2018	8,434	
Quarter ending June 2018	8,280	↓
Quarter ending September 2018	8,252	→
Quarter ending December 2018	8,232	→
Quarter ending March 2019	8,327	→
Variance since March 2018	(1.3%)	↓



ACTIVITY



Month	Adjusted Scheduled Activity (UDA)	
	2018	2019
April	853	127
May	3,624	2,377
June	5,554	4,299
July	9,170	6,942
August	11,832	9,696
September	14,139	12,068
October	17,793	14,160
November	21,004	17,368
December	23,756	19,009
January	25,517	21,743
February	28,406	24,491
March	30,624	27,811
April	32,071	
May	32,059	
June	32,129	

QUALITY

	Quantity	Base Number	Contract	AT	Region	England
% of FP17s for the same patient ID Re-attending within 3 months - Children	127	1,942	6.5%	10.3%	11.9%	11.8%
% of FP17s for the same patient ID Re-attending within 3 months - Adults	501	5,695	8.8%	16.0%	16.9%	15.7%
% of FP17s for the same patient ID Re-attending between 3 & 9 months - Children	591	1,942	30.4%	48.6%	48.9%	58.9%
% of FP17s for the same patient ID Re-attending between 3 & 9 months - Adults	1,535	5,695	27.0%	38.3%	38.9%	50.8%
% of FP17s for Band 1 Urgent Courses	816	7,205	11.3%	11.1%	10.7%	9.1%
% of FP17s Relating to Free Repair or Replacements	10	7,205	0.1%	0.5%	0.5%	0.8%
% of FP17s Relating to Continuations	21	7,205	0.3%	0.5%	0.7%	0.9%
% of Patients satisfied with the dentistry they have received	3	4	N/A	86.8%	89.1%	92.5%
% of Patients satisfied with the time they had to wait for an appointment	3	4	N/A	83.1%	83.1%	87.0%

* This is based on patients treated on this contract for their most recent course of treatment. Figures in italics indicate the base number of FP17s or Patient Questionnaire responses are less than 100. N/A is shown where the base number of responses is less than 10 during the period. % is calculated as Quantity/Base number*100

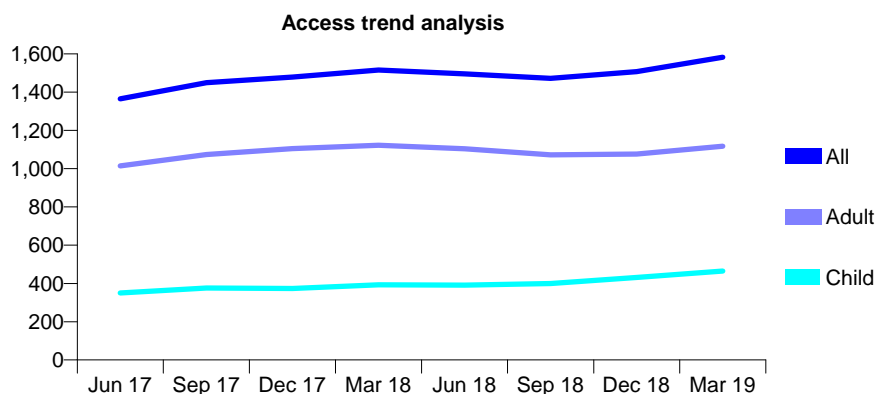
Q62 - Vital Signs At a Glance Contract Report for 178632/0001 - March 2019

Name or company name	DR Sherer & DR Levin
Contract type name	GDS Contract
Purpose of contract	General
Contract start date	01/04/2010
Contract end date	

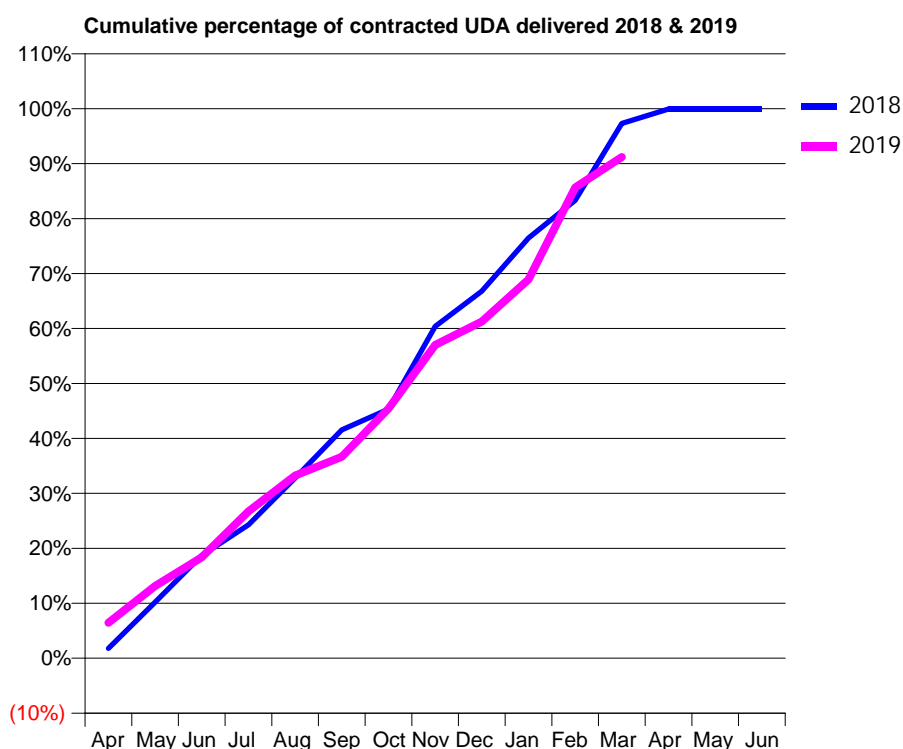
18/19 Contracted general activity (UDA)	3,046
Carry forward general activity (UDA)	2
18/19 Contracted orthodontic activity (UOA)	0
Carry forward orthodontic activity (UOA)	0
Baseline contract value	£97,152.62

ACCESS*

Patients seen in 24 months	Total	Change since previous quarter
Quarter ending March 2018	1,515	
Quarter ending June 2018	1,495	↓
Quarter ending September 2018	1,472	↓
Quarter ending December 2018	1,507	↑
Quarter ending March 2019	1,582	↑
Variance since March 2018	4.4%	↑



ACTIVITY



Month	2018	2019
April	55	196
May	311	400
June	570	559
July	739	814
August	999	1,013
September	1,265	1,117
October	1,381	1,383
November	1,840	1,737
December	2,035	1,866
January	2,329	2,099
February	2,539	2,610
March	2,963	2,778
April	3,044	
May	3,044	
June	3,044	

QUALITY

	Quantity	Base Number	Contract	AT	Region	England
% of FP17s for the same patient ID Re-attending within 3 months - Children	39	530	7.4%	10.3%	11.9%	11.8%
% of FP17s for the same patient ID Re-attending within 3 months - Adults	126	1,015	12.4%	16.0%	16.9%	15.7%
% of FP17s for the same patient ID Re-attending between 3 & 9 months - Children	204	530	38.5%	48.6%	48.9%	58.9%
% of FP17s for the same patient ID Re-attending between 3 & 9 months - Adults	294	1,015	29.0%	38.3%	38.9%	50.8%
% of FP17s for Band 1 Urgent Courses	225	1,500	15.0%	11.1%	10.7%	9.1%
% of FP17s Relating to Free Repair or Replacements	1	1,500	0.1%	0.5%	0.5%	0.8%
% of FP17s Relating to Continuations	17	1,500	1.1%	0.5%	0.7%	0.9%
% of Patients satisfied with the dentistry they have received	0	0	N/A	86.8%	89.1%	92.5%
% of Patients satisfied with the time they had to wait for an appointment	0	0	N/A	83.1%	83.1%	87.0%

* This is based on patients treated on this contract for their most recent course of treatment.

Figures in italics indicate the base number of FP17s or Patient Questionnaire responses are less than 100. N/A is shown where the base number of responses is less than 10 during the period. % is calculated as Quantity/Base number*100

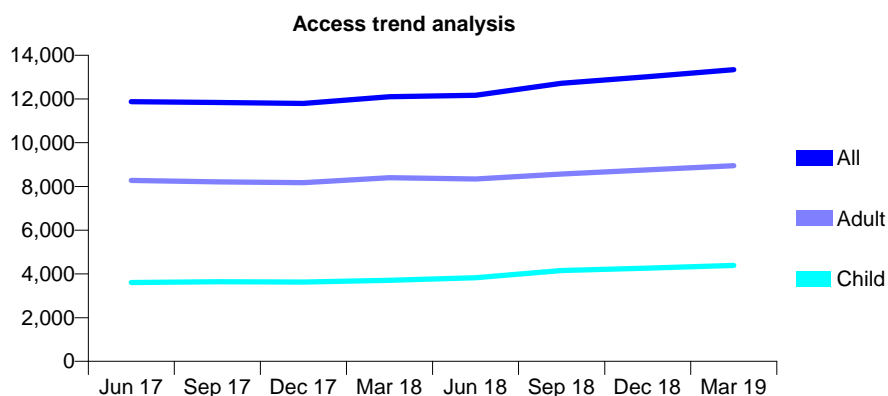
Q62 - Vital Signs At a Glance Contract Report for 180122/0001 - March 2019

Name or company name	IDH Limited
Contract type name	GDS Contract
Purpose of contract	General
Contract start date	01/08/2008
Contract end date	

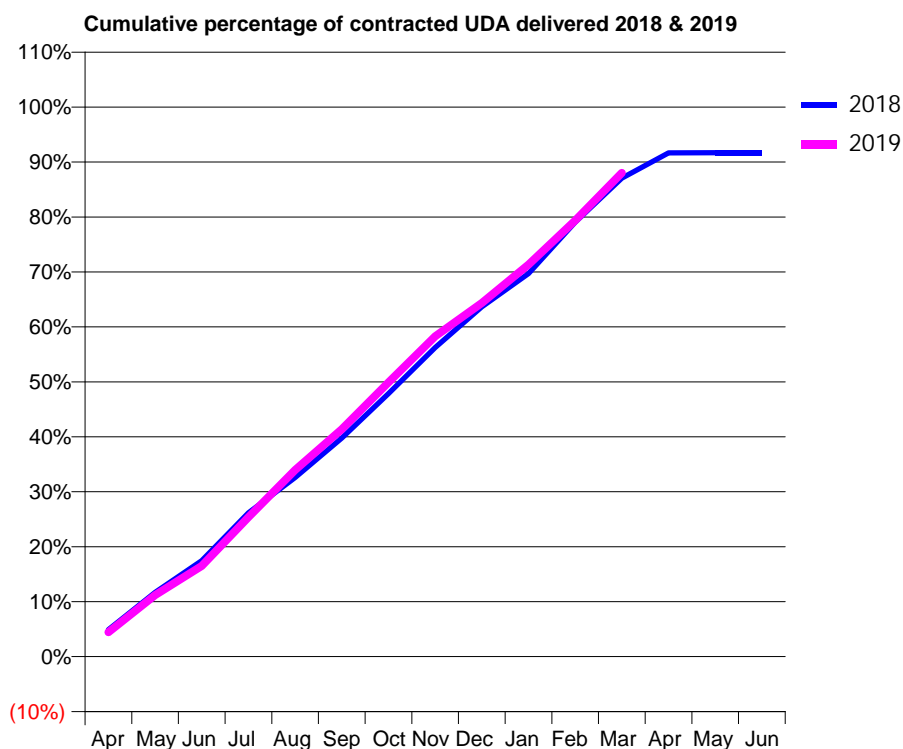
18/19 Contracted general activity (UDA)	39,431
Carry forward general activity (UDA)	-72
18/19 Contracted orthodontic activity (UOA)	0
Carry forward orthodontic activity (UOA)	0
Baseline contract value	£1,155,889.17

ACCESS*

Patients seen in 24 months	Total	Change since previous quarter
Quarter ending March 2018	12,108	
Quarter ending June 2018	12,165	→
Quarter ending September 2018	12,717	↑
Quarter ending December 2018	13,022	↑
Quarter ending March 2019	13,338	↑
Variance since March 2018	10.2%	↑



ACTIVITY



Month	Adjusted Scheduled Activity (UDA)	
	2018	2019
April	1,713	1,760
May	4,089	4,412
June	6,092	6,511
July	9,135	10,005
August	11,382	13,392
September	13,879	16,309
October	16,705	19,682
November	19,628	22,984
December	22,211	25,369
January	24,330	28,127
February	27,591	31,298
March	30,385	34,710
April	31,988	
May	32,001	
June	32,001	

QUALITY

	Quantity	Base Number	Contract	AT	Region	England
% of FP17s for the same patient ID Re-attending within 3 months - Children	278	5,658	4.9%	10.3%	11.9%	11.8%
% of FP17s for the same patient ID Re-attending within 3 months - Adults	900	9,906	9.1%	16.0%	16.9%	15.7%
% of FP17s for the same patient ID Re-attending between 3 & 9 months - Children	2,520	5,658	44.5%	48.6%	48.9%	58.9%
% of FP17s for the same patient ID Re-attending between 3 & 9 months - Adults	4,018	9,906	40.6%	38.3%	38.9%	50.8%
% of FP17s for Band 1 Urgent Courses	672	14,973	4.5%	11.1%	10.7%	9.1%
% of FP17s Relating to Free Repair or Replacements	88	14,973	0.6%	0.5%	0.5%	0.8%
% of FP17s Relating to Continuations	164	14,973	1.1%	0.5%	0.7%	0.9%
% of Patients satisfied with the dentistry they have received	4	4	N/A	86.8%	89.1%	92.5%
% of Patients satisfied with the time they had to wait for an appointment	4	4	N/A	83.1%	83.1%	87.0%

* This is based on patients treated on this contract for their most recent course of treatment. Figures in italics indicate the base number of FP17s or Patient Questionnaire responses are less than 100. N/A is shown where the base number of responses is less than 10 during the period. % is calculated as Quantity/Base number*100

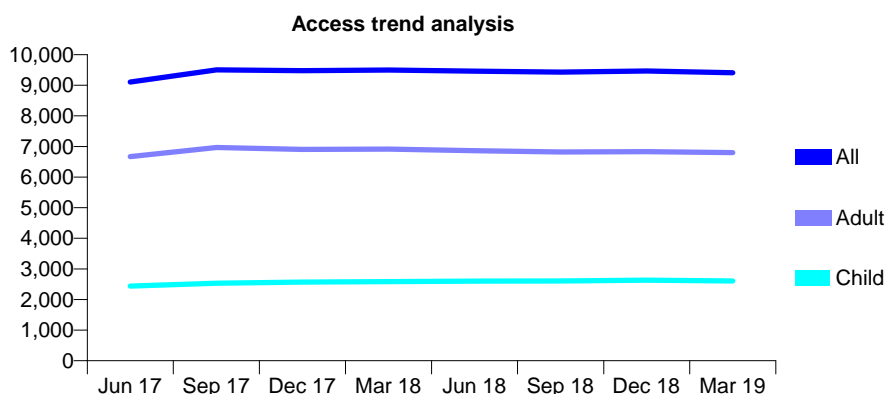
Q62 - Vital Signs At a Glance Contract Report for 180505/0001 - March 2019

Name or company name	A Patel, K Patel, G Pathmanathan
Contract type name	GDS Contract
Purpose of contract	General and Orthodontic
Contract start date	01/08/2015
Contract end date	

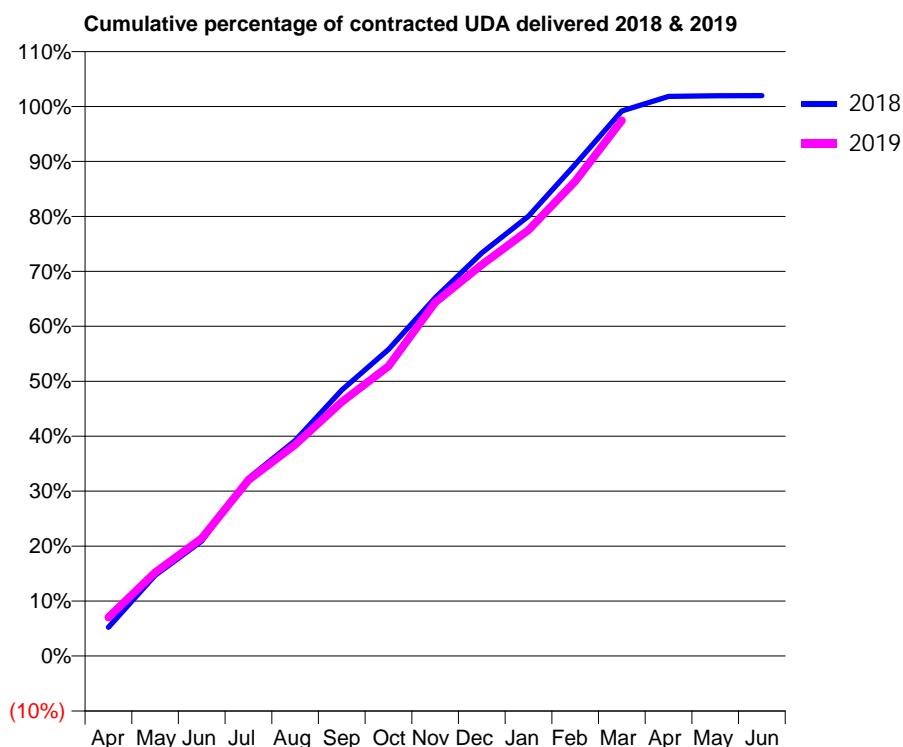
18/19 Contracted general activity (UDA)	27,409
Carry forward general activity (UDA)	-538
18/19 Contracted orthodontic activity (UOA)	451
Carry forward orthodontic activity (UOA)	-9
Baseline contract value	£917,748.91

ACCESS*

Patients seen in 24 months	Total	Change since previous quarter
Quarter ending March 2018	9,495	
Quarter ending June 2018	9,462	→
Quarter ending September 2018	9,431	→
Quarter ending December 2018	9,465	→
Quarter ending March 2019	9,409	→
Variance since March 2018	(0.9%)	→



ACTIVITY



Month	Adjusted Scheduled Activity (UDA)	
	2018	2019
April	1,432	1,933
May	4,030	4,176
June	5,737	5,873
July	8,862	8,776
August	10,754	10,536
September	13,259	12,675
October	15,290	14,449
November	17,868	17,635
December	20,102	19,511
January	21,941	21,247
February	24,512	23,672
March	27,181	26,717
April	27,913	
May	27,938	
June	27,947	

QUALITY

	Quantity	Base Number	Contract	AT	Region	England
% of FP17s for the same patient ID Re-attending within 3 months - Children	245	3,522	7.0%	10.3%	11.9%	11.8%
% of FP17s for the same patient ID Re-attending within 3 months - Adults	829	7,510	11.0%	16.0%	16.9%	15.7%
% of FP17s for the same patient ID Re-attending between 3 & 9 months - Children	1,968	3,522	55.9%	48.6%	48.9%	58.9%
% of FP17s for the same patient ID Re-attending between 3 & 9 months - Adults	3,283	7,510	43.7%	38.3%	38.9%	50.8%
% of FP17s for Band 1 Urgent Courses	905	10,620	8.5%	11.1%	10.7%	9.1%
% of FP17s Relating to Free Repair or Replacements	44	10,620	0.4%	0.5%	0.5%	0.8%
% of FP17s Relating to Continuations	7	10,620	0.1%	0.5%	0.7%	0.9%
% of Patients satisfied with the dentistry they have received	7	7	N/A	86.8%	89.1%	92.5%
% of Patients satisfied with the time they had to wait for an appointment	6	7	N/A	83.1%	83.1%	87.0%

* This is based on patients treated on this contract for their most recent course of treatment. Figures in italics indicate the base number of FP17s or Patient Questionnaire responses are less than 100. N/A is shown where the base number of responses is less than 10 during the period. % is calculated as Quantity/Base number*100

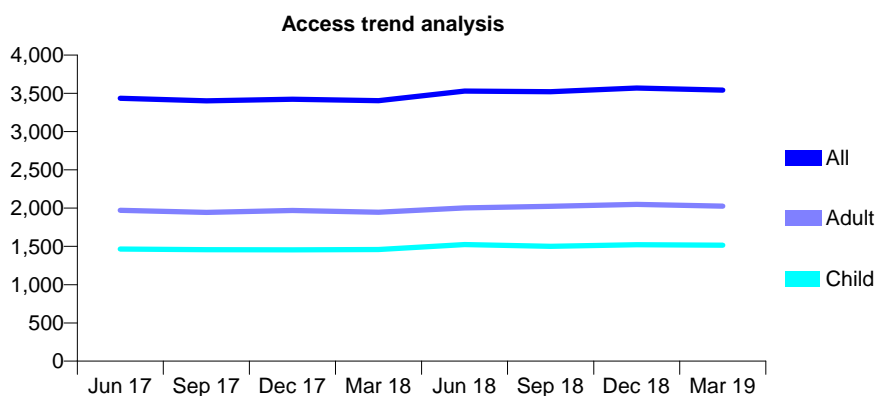
Q62 - Vital Signs At a Glance Contract Report for 182613/0001 - March 2019

Name or company name	Harlesden Health Ltd
Contract type name	GDS Contract
Purpose of contract	General
Contract start date	01/11/2009
Contract end date	

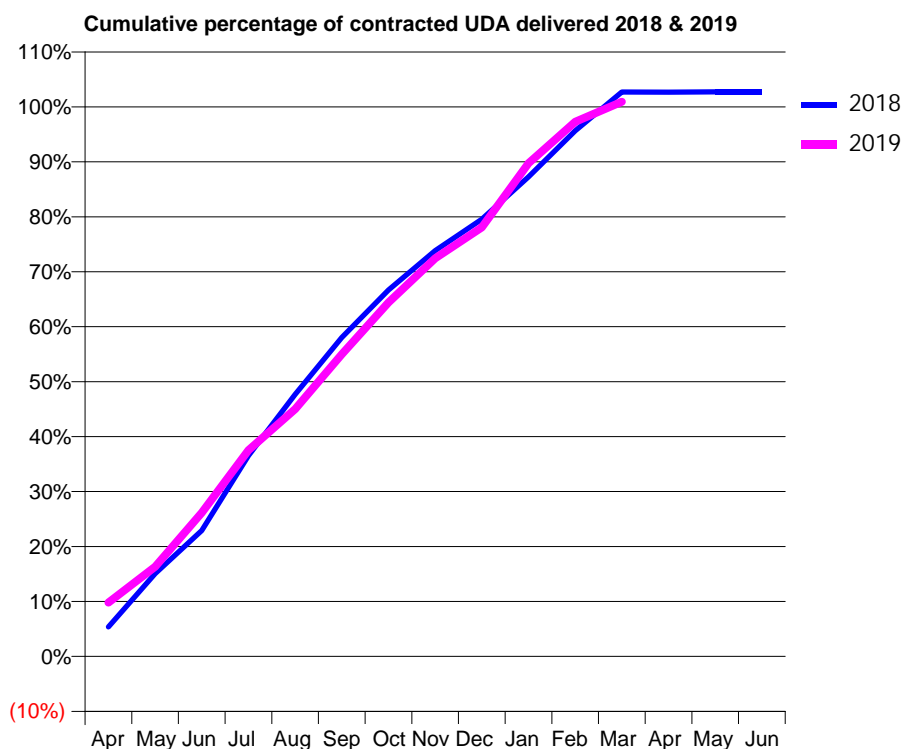
18/19 Contracted general activity (UDA)	14,600
Carry forward general activity (UDA)	0
18/19 Contracted orthodontic activity (UOA)	0
Carry forward orthodontic activity (UOA)	0
Baseline contract value	£452,283.64

ACCESS*

Patients seen in 24 months	Total	Change since previous quarter
Quarter ending March 2018	3,404	
Quarter ending June 2018	3,529	↑
Quarter ending September 2018	3,521	→
Quarter ending December 2018	3,569	→
Quarter ending March 2019	3,543	→
Variance since March 2018	4.1%	↑



ACTIVITY



Month	Adjusted Scheduled Activity (UDA)	
	2018	2019
April	785	1,428
May	2,202	2,384
June	3,347	3,816
July	5,333	5,481
August	6,964	6,570
September	8,475	8,027
October	9,733	9,406
November	10,780	10,577
December	11,616	11,397
January	12,741	13,100
February	13,963	14,202
March	14,990	14,733
April	14,987	
May	15,000	
June	15,000	

QUALITY

	Quantity	Base Number	Contract	AT	Region	England
% of FP17s for the same patient ID Re-attending within 3 months - Children	77	1,806	4.3%	10.3%	11.9%	11.8%
% of FP17s for the same patient ID Re-attending within 3 months - Adults	244	2,015	12.1%	16.0%	16.9%	15.7%
% of FP17s for the same patient ID Re-attending between 3 & 9 months - Children	805	1,806	44.6%	48.6%	48.9%	58.9%
% of FP17s for the same patient ID Re-attending between 3 & 9 months - Adults	679	2,015	33.7%	38.3%	38.9%	50.8%
% of FP17s for Band 1 Urgent Courses	253	3,811	6.6%	11.1%	10.7%	9.1%
% of FP17s Relating to Free Repair or Replacements	0	3,811	0.0%	0.5%	0.5%	0.8%
% of FP17s Relating to Continuations	0	3,811	0.0%	0.5%	0.7%	0.9%
% of Patients satisfied with the dentistry they have received	0	2	N/A	86.8%	89.1%	92.5%
% of Patients satisfied with the time they had to wait for an appointment	0	2	N/A	83.1%	83.1%	87.0%

* This is based on patients treated on this contract for their most recent course of treatment. Figures in italics indicate the base number of FP17s or Patient Questionnaire responses are less than 100. N/A is shown where the base number of responses is less than 10 during the period. % is calculated as Quantity/Base number*100

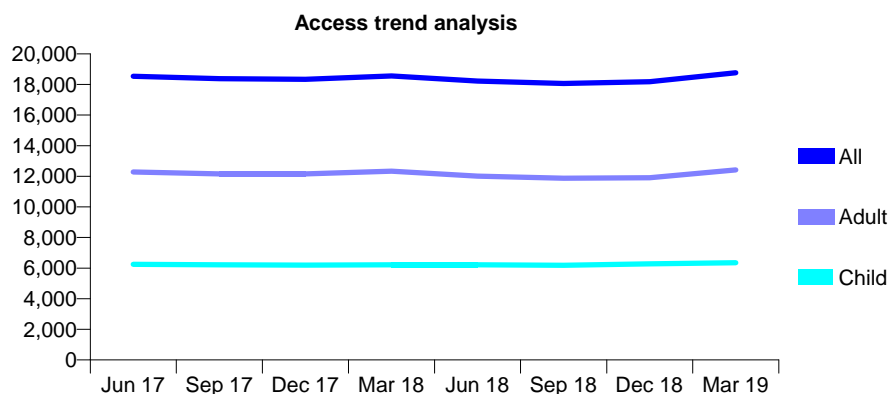
Q62 - Vital Signs At a Glance Contract Report for 182680/0001 - March 2019

Name or company name	Inspire Dental Southall Ltd
Contract type name	GDS Contract
Purpose of contract	General and Orthodontic
Contract start date	01/05/2007
Contract end date	

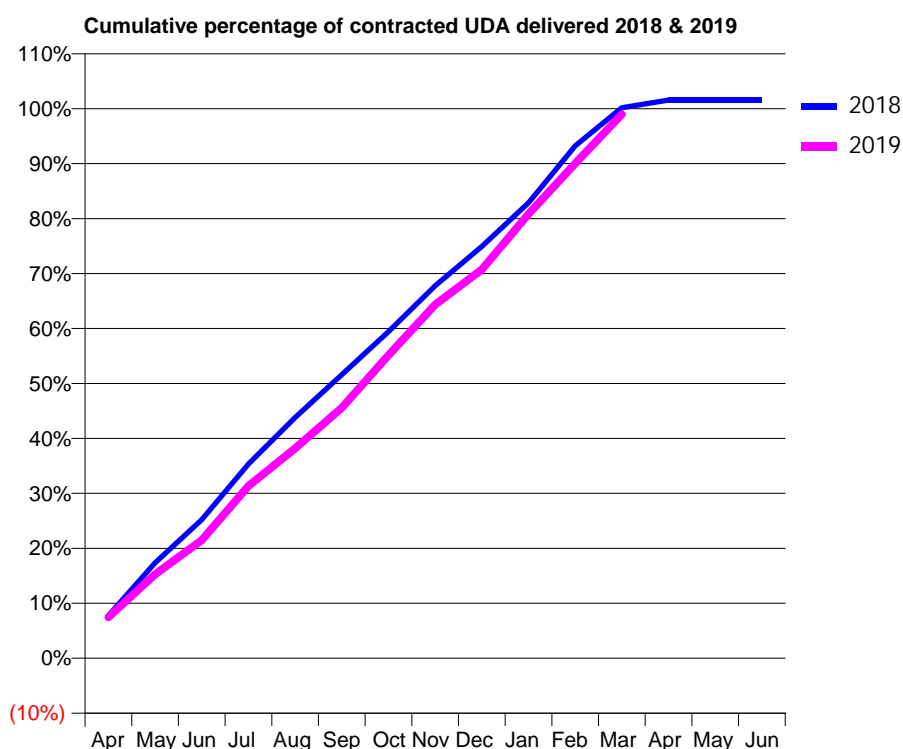
18/19 Contracted general activity (UDA)	54,717
Carry forward general activity (UDA)	-855
18/19 Contracted orthodontic activity (UOA)	3,640
Carry forward orthodontic activity (UOA)	14
Baseline contract value	£1,720,066.62

ACCESS*

Patients seen in 24 months	Total	Change since previous quarter
Quarter ending March 2018	18,555	
Quarter ending June 2018	18,226	↓
Quarter ending September 2018	18,059	→
Quarter ending December 2018	18,185	→
Quarter ending March 2019	18,768	↑
Variance since March 2018	1.1%	→



ACTIVITY



Month	Adjusted Scheduled Activity (UDA)	
	2018	2019
April	4,240	4,094
May	9,502	8,362
June	13,794	11,754
July	19,341	17,147
August	23,968	20,895
September	28,233	24,932
October	32,508	30,178
November	37,098	35,213
December	41,001	38,696
January	45,334	44,229
February	51,013	49,256
March	54,807	54,161
April	55,576	
May	55,576	
June	55,572	

QUALITY

	Quantity	Base Number	Contract	AT	Region	England
% of FP17s for the same patient ID Re-attending within 3 months - Children	676	9,534	7.1%	10.3%	11.9%	11.8%
% of FP17s for the same patient ID Re-attending within 3 months - Adults	979	13,146	7.4%	16.0%	16.9%	15.7%
% of FP17s for the same patient ID Re-attending between 3 & 9 months - Children	5,870	9,534	61.6%	48.6%	48.9%	58.9%
% of FP17s for the same patient ID Re-attending between 3 & 9 months - Adults	5,739	13,146	43.7%	38.3%	38.9%	50.8%
% of FP17s for Band 1 Urgent Courses	1,212	21,911	5.5%	11.1%	10.7%	9.1%
% of FP17s Relating to Free Repair or Replacements	112	21,911	0.5%	0.5%	0.5%	0.8%
% of FP17s Relating to Continuations	43	21,911	0.2%	0.5%	0.7%	0.9%
% of Patients satisfied with the dentistry they have received	7	10	70.0%	86.8%	89.1%	92.5%
% of Patients satisfied with the time they had to wait for an appointment	6	10	60.0%	83.1%	83.1%	87.0%

* This is based on patients treated on this contract for their most recent course of treatment.

Figures in italics indicate the base number of FP17s or Patient Questionnaire responses are less than 100. N/A is shown where the base number of responses is less than 10 during the period. % is calculated as Quantity/Base number*100

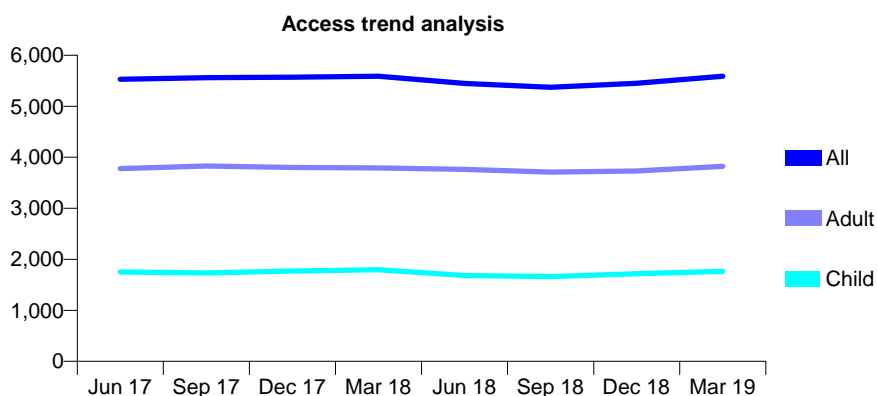
Q62 - Vital Signs At a Glance Contract Report for 183873/0001 - March 2019

Name or company name	Care Dental Ltd
Contract type name	GDS Contract
Purpose of contract	General
Contract start date	08/03/2007
Contract end date	

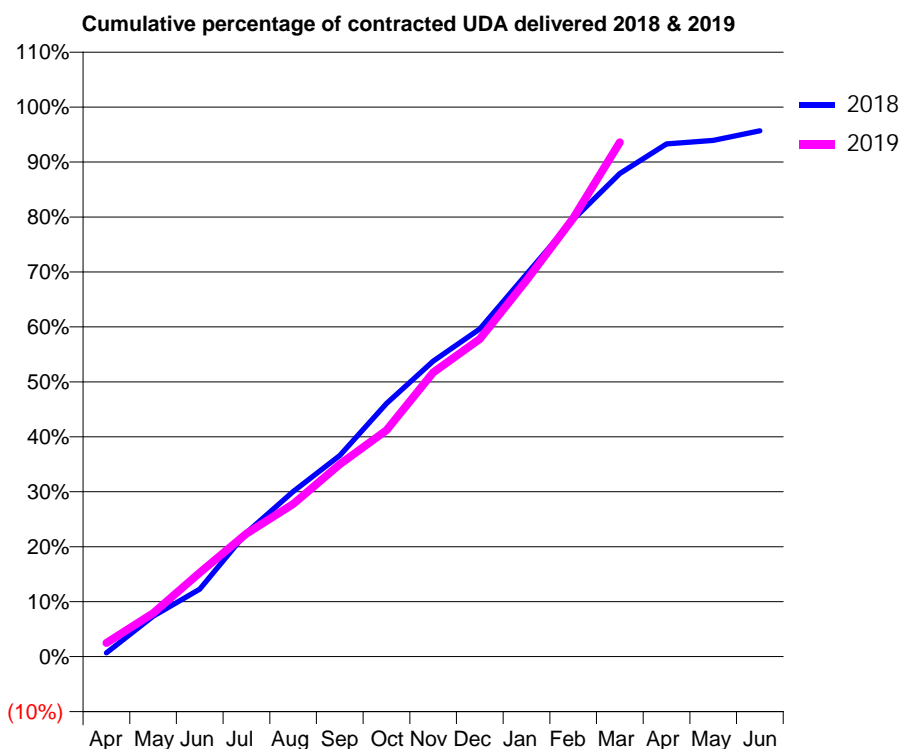
18/19 Contracted general activity (UDA)	17,139
Carry forward general activity (UDA)	0
18/19 Contracted orthodontic activity (UOA)	0
Carry forward orthodontic activity (UOA)	0
Baseline contract value	£519,160.19

ACCESS*

Patients seen in 24 months	Total	Change since previous quarter
Quarter ending March 2018	5,588	
Quarter ending June 2018	5,447	↓
Quarter ending September 2018	5,371	↓
Quarter ending December 2018	5,452	→
Quarter ending March 2019	5,589	↑
Variance since March 2018	0.0%	→



ACTIVITY



Month	Adjusted Scheduled Activity (UDA)	
	2018	2019
April	117	426
May	1,264	1,357
June	2,101	2,620
July	3,864	3,836
August	5,152	4,762
September	6,275	5,996
October	7,891	7,058
November	9,214	8,861
December	10,222	9,905
January	11,926	11,739
February	13,634	13,672
March	15,066	16,038
April	15,988	
May	16,097	
June	16,396	

QUALITY

	Quantity	Base Number	Contract	AT	Region	England
% of FP17s for the same patient ID Re-attending within 3 months - Children	96	1,676	5.7%	10.3%	11.9%	11.8%
% of FP17s for the same patient ID Re-attending within 3 months - Adults	360	3,281	11.0%	16.0%	16.9%	15.7%
% of FP17s for the same patient ID Re-attending between 3 & 9 months - Children	365	1,676	21.8%	48.6%	48.9%	58.9%
% of FP17s for the same patient ID Re-attending between 3 & 9 months - Adults	726	3,281	22.1%	38.3%	38.9%	50.8%
% of FP17s for Band 1 Urgent Courses	192	4,667	4.1%	11.1%	10.7%	9.1%
% of FP17s Relating to Free Repair or Replacements	49	4,667	1.0%	0.5%	0.5%	0.8%
% of FP17s Relating to Continuations	9	4,667	0.2%	0.5%	0.7%	0.9%
% of Patients satisfied with the dentistry they have received	6	6	N/A	86.8%	89.1%	92.5%
% of Patients satisfied with the time they had to wait for an appointment	6	6	N/A	83.1%	83.1%	87.0%

* This is based on patients treated on this contract for their most recent course of treatment. Figures in italics indicate the base number of FP17s or Patient Questionnaire responses are less than 100. N/A is shown where the base number of responses is less than 10 during the period. % is calculated as Quantity/Base number*100

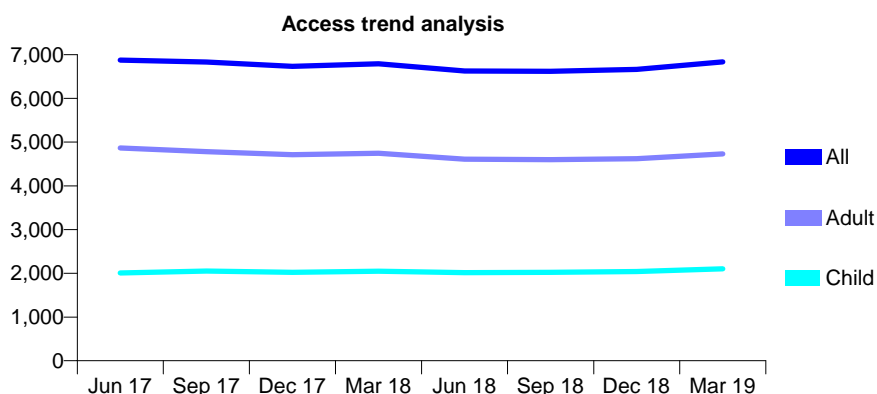
Q62 - Vital Signs At a Glance Contract Report for 184039/0001 - March 2019

Name or company name	Dr M Delahaye & Associates
Contract type name	GDS Contract
Purpose of contract	General
Contract start date	01/04/2011
Contract end date	

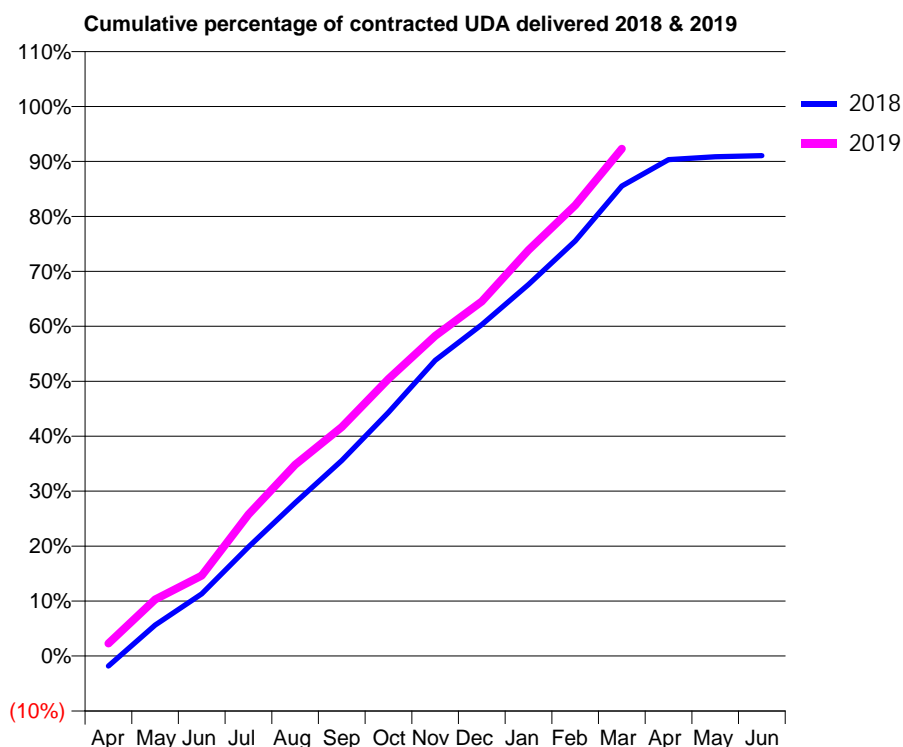
18/19 Contracted general activity (UDA)	18,725
Carry forward general activity (UDA)	0
18/19 Contracted orthodontic activity (UOA)	0
Carry forward orthodontic activity (UOA)	0
Baseline contract value	£480,125.22

ACCESS*

Patients seen in 24 months	Total	Change since previous quarter
Quarter ending March 2018	6,790	
Quarter ending June 2018	6,625	↓
Quarter ending September 2018	6,619	→
Quarter ending December 2018	6,662	→
Quarter ending March 2019	6,836	↑
Variance since March 2018	0.7%	→



ACTIVITY



Month	Adjusted Scheduled Activity (UDA)	
	2018	2019
April	-343	427
May	1,059	1,928
June	2,120	2,741
July	3,716	4,824
August	5,225	6,518
September	6,663	7,800
October	8,304	9,446
November	10,076	10,909
December	11,290	12,082
January	12,660	13,828
February	14,145	15,361
March	16,011	17,285
April	16,911	
May	17,012	
June	17,053	

QUALITY

	Quantity	Base Number	Contract	AT	Region	England
% of FP17s for the same patient ID Re-attending within 3 months - Children	254	2,852	8.9%	10.3%	11.9%	11.8%
% of FP17s for the same patient ID Re-attending within 3 months - Adults	693	4,879	14.2%	16.0%	16.9%	15.7%
% of FP17s for the same patient ID Re-attending between 3 & 9 months - Children	1,237	2,852	43.4%	48.6%	48.9%	58.9%
% of FP17s for the same patient ID Re-attending between 3 & 9 months - Adults	1,402	4,879	28.7%	38.3%	38.9%	50.8%
% of FP17s for Band 1 Urgent Courses	835	7,109	11.7%	11.1%	10.7%	9.1%
% of FP17s Relating to Free Repair or Replacements	93	7,109	1.3%	0.5%	0.5%	0.8%
% of FP17s Relating to Continuations	84	7,109	1.2%	0.5%	0.7%	0.9%
% of Patients satisfied with the dentistry they have received	0	0	N/A	86.8%	89.1%	92.5%
% of Patients satisfied with the time they had to wait for an appointment	0	0	N/A	83.1%	83.1%	87.0%

* This is based on patients treated on this contract for their most recent course of treatment. Figures in italics indicate the base number of FP17s or Patient Questionnaire responses are less than 100. N/A is shown where the base number of responses is less than 10 during the period. % is calculated as Quantity/Base number*100

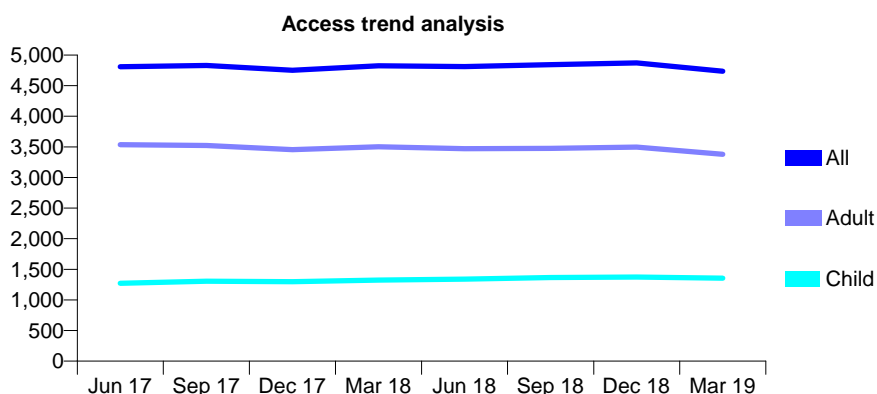
Q62 - Vital Signs At a Glance Contract Report for 184438/0001 - March 2019

Name or company name	Cedars Trading Limited
Contract type name	GDS Contract
Purpose of contract	General
Contract start date	01/04/2009
Contract end date	

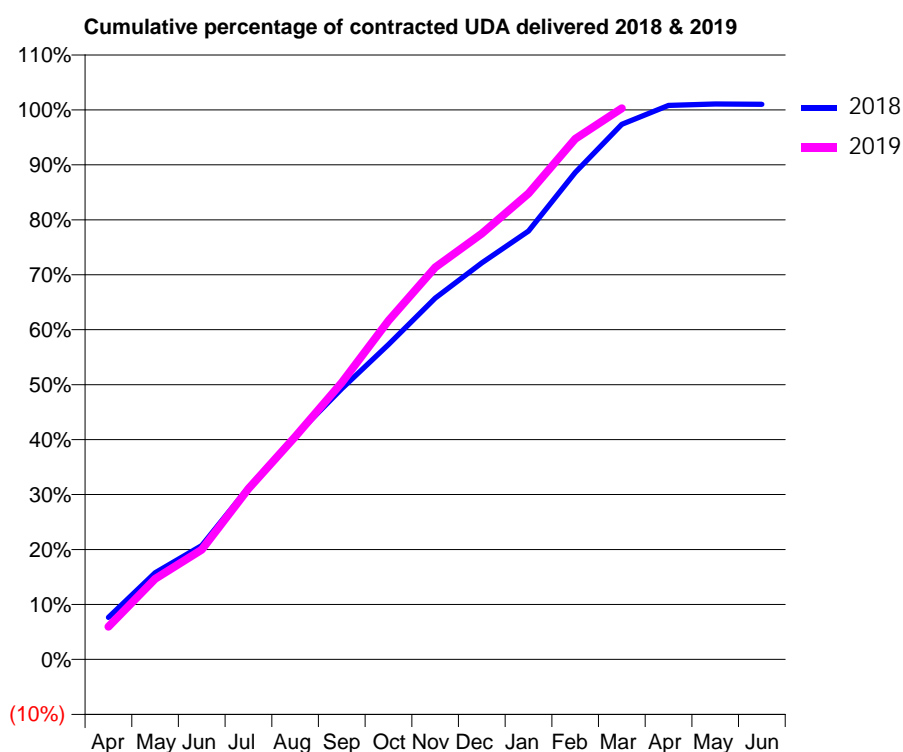
18/19 Contracted general activity (UDA)	13,526
Carry forward general activity (UDA)	-138
18/19 Contracted orthodontic activity (UOA)	0
Carry forward orthodontic activity (UOA)	0
Baseline contract value	£383,468.21

ACCESS*

Patients seen in 24 months	Total	Change since previous quarter
Quarter ending March 2018	4,825	
Quarter ending June 2018	4,812	→
Quarter ending September 2018	4,841	→
Quarter ending December 2018	4,872	→
Quarter ending March 2019	4,735	↓
Variance since March 2018	(1.9%)	↓



ACTIVITY



Month	Adjusted Scheduled Activity (UDA)	
	2018	2019
April	1,035	806
May	2,137	1,986
June	2,802	2,699
July	4,233	4,204
August	5,497	5,479
September	6,663	6,812
October	7,750	8,337
November	8,893	9,648
December	9,759	10,478
January	10,544	11,468
February	11,985	12,811
March	13,171	13,563
April	13,637	
May	13,670	
June	13,664	

QUALITY

	Quantity	Base Number	Contract	AT	Region	England
% of FP17s for the same patient ID Re-attending within 3 months - Children	194	1,923	10.1%	10.3%	11.9%	11.8%
% of FP17s for the same patient ID Re-attending within 3 months - Adults	528	3,453	15.3%	16.0%	16.9%	15.7%
% of FP17s for the same patient ID Re-attending between 3 & 9 months - Children	942	1,923	49.0%	48.6%	48.9%	58.9%
% of FP17s for the same patient ID Re-attending between 3 & 9 months - Adults	1,132	3,453	32.8%	38.3%	38.9%	50.8%
% of FP17s for Band 1 Urgent Courses	433	5,183	8.4%	11.1%	10.7%	9.1%
% of FP17s Relating to Free Repair or Replacements	54	5,183	1.0%	0.5%	0.5%	0.8%
% of FP17s Relating to Continuations	26	5,183	0.5%	0.5%	0.7%	0.9%
% of Patients satisfied with the dentistry they have received	3	3	N/A	86.8%	89.1%	92.5%
% of Patients satisfied with the time they had to wait for an appointment	2	3	N/A	83.1%	83.1%	87.0%

* This is based on patients treated on this contract for their most recent course of treatment. Figures in italics indicate the base number of FP17s or Patient Questionnaire responses are less than 100. N/A is shown where the base number of responses is less than 10 during the period. % is calculated as Quantity/Base number*100

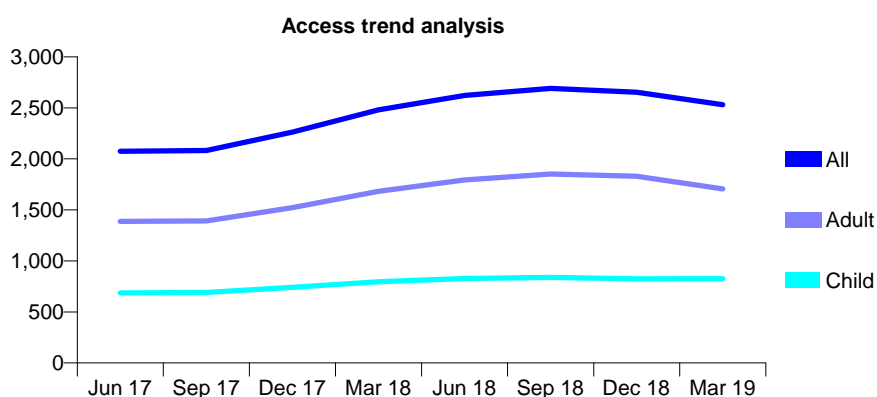
Q62 - Vital Signs At a Glance Contract Report for 184675/0001 - March 2019

Name or company name	Dr T Jabbar
Contract type name	GDS Contract
Purpose of contract	General
Contract start date	01/10/2012
Contract end date	

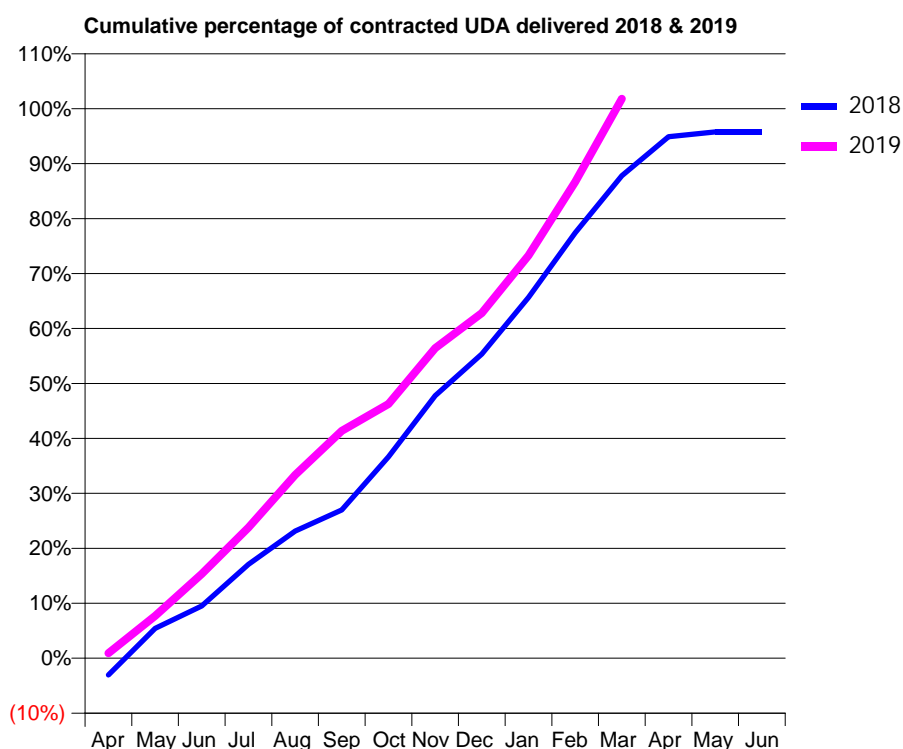
18/19 Contracted general activity (UDA)	5,952
Carry forward general activity (UDA)	252
18/19 Contracted orthodontic activity (UOA)	0
Carry forward orthodontic activity (UOA)	0
Baseline contract value	£158,555.34

ACCESS*

Patients seen in 24 months	Total	Change since previous quarter
Quarter ending March 2018	2,480	
Quarter ending June 2018	2,622	↑
Quarter ending September 2018	2,691	↑
Quarter ending December 2018	2,653	↓
Quarter ending March 2019	2,532	↓
Variance since March 2018	2.1%	↑



ACTIVITY



Month	Adjusted Scheduled Activity (UDA)	
	2018	2019
April	-183	54
May	322	458
June	566	912
July	1,017	1,416
August	1,377	1,986
September	1,607	2,462
October	2,181	2,754
November	2,844	3,359
December	3,295	3,739
January	3,907	4,362
February	4,609	5,160
March	5,225	6,059
April	5,649	
May	5,700	
June	5,700	

QUALITY

	Quantity	Base Number	Contract	AT	Region	England
% of FP17s for the same patient ID Re-attending within 3 months - Children	146	1,192	12.2%	10.3%	11.9%	11.8%
% of FP17s for the same patient ID Re-attending within 3 months - Adults	405	2,012	20.1%	16.0%	16.9%	15.7%
% of FP17s for the same patient ID Re-attending between 3 & 9 months - Children	585	1,192	49.1%	48.6%	48.9%	58.9%
% of FP17s for the same patient ID Re-attending between 3 & 9 months - Adults	808	2,012	40.2%	38.3%	38.9%	50.8%
% of FP17s for Band 1 Urgent Courses	408	2,539	16.1%	11.1%	10.7%	9.1%
% of FP17s Relating to Free Repair or Replacements	10	2,539	0.4%	0.5%	0.5%	0.8%
% of FP17s Relating to Continuations	9	2,539	0.4%	0.5%	0.7%	0.9%
% of Patients satisfied with the dentistry they have received	0	0	N/A	86.8%	89.1%	92.5%
% of Patients satisfied with the time they had to wait for an appointment	0	0	N/A	83.1%	83.1%	87.0%

* This is based on patients treated on this contract for their most recent course of treatment.

Figures in italics indicate the base number of FP17s or Patient Questionnaire responses are less than 100. N/A is shown where the base number of responses is less than 10 during the period. % is calculated as Quantity/Base number*100

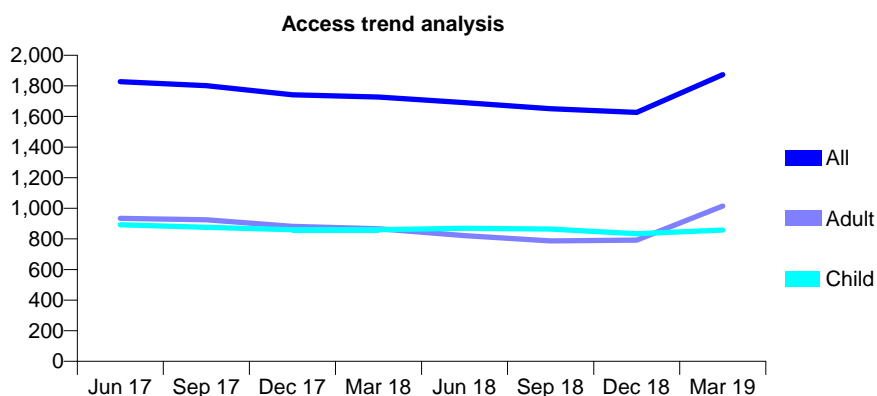
Q62 - Vital Signs At a Glance Contract Report for 186821/0001 - March 2019

Name or company name	Dr. S. Merali and Dr. F. Merali
Contract type name	GDS Contract
Purpose of contract	General
Contract start date	01/10/2012
Contract end date	

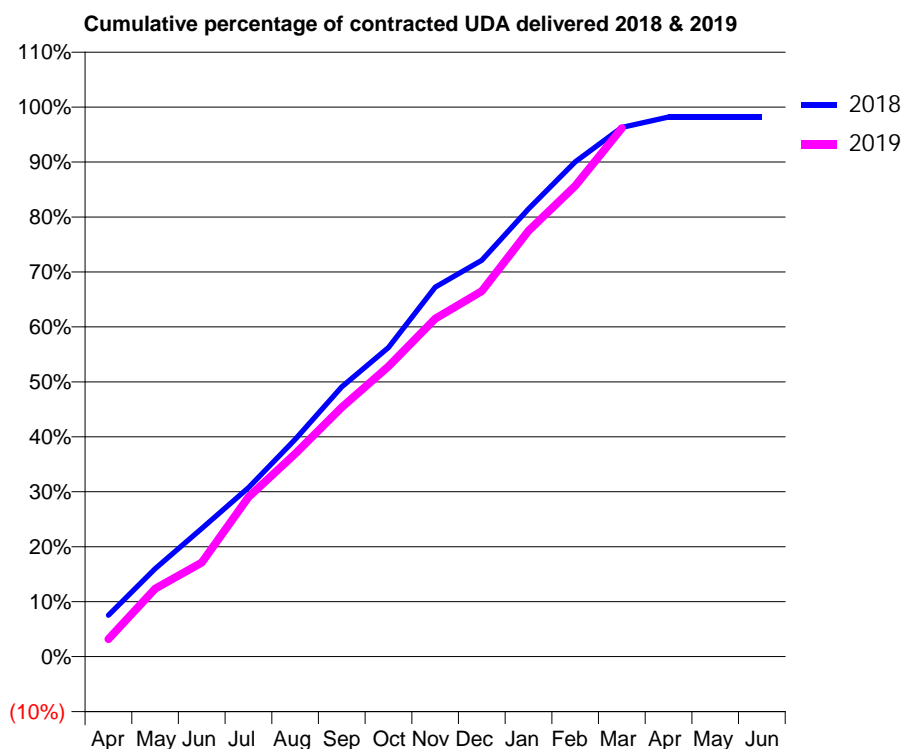
18/19 Contracted general activity (UDA)	7,761
Carry forward general activity (UDA)	142
18/19 Contracted orthodontic activity (UOA)	0
Carry forward orthodontic activity (UOA)	0
Baseline contract value	£241,364.80

ACCESS*

Patients seen in 24 months	Total	Change since previous quarter
Quarter ending March 2018	1,727	
Quarter ending June 2018	1,690	↓
Quarter ending September 2018	1,651	↓
Quarter ending December 2018	1,627	↓
Quarter ending March 2019	1,873	↑
Variance since March 2018	8.5%	↑



ACTIVITY



Month	Adjusted Scheduled Activity (UDA)	
	2018	2019
April	585	248
May	1,242	959
June	1,809	1,328
July	2,385	2,253
August	3,068	2,866
September	3,810	3,521
October	4,366	4,100
November	5,218	4,774
December	5,599	5,162
January	6,324	6,012
February	6,987	6,647
March	7,473	7,463
April	7,619	
May	7,619	
June	7,619	

QUALITY

	Quantity	Base Number	Contract	AT	Region	England
% of FP17s for the same patient ID Re-attending within 3 months - Children	209	1,584	13.2%	10.3%	11.9%	11.8%
% of FP17s for the same patient ID Re-attending within 3 months - Adults	208	1,335	15.6%	16.0%	16.9%	15.7%
% of FP17s for the same patient ID Re-attending between 3 & 9 months - Children	995	1,584	62.8%	48.6%	48.9%	58.9%
% of FP17s for the same patient ID Re-attending between 3 & 9 months - Adults	562	1,335	42.1%	38.3%	38.9%	50.8%
% of FP17s for Band 1 Urgent Courses	214	2,868	7.5%	11.1%	10.7%	9.1%
% of FP17s Relating to Free Repair or Replacements	0	2,868	0.0%	0.5%	0.5%	0.8%
% of FP17s Relating to Continuations	5	2,868	0.2%	0.5%	0.7%	0.9%
% of Patients satisfied with the dentistry they have received	0	0	N/A	86.8%	89.1%	92.5%
% of Patients satisfied with the time they had to wait for an appointment	0	0	N/A	83.1%	83.1%	87.0%

* This is based on patients treated on this contract for their most recent course of treatment. Figures in italics indicate the base number of FP17s or Patient Questionnaire responses are less than 100. N/A is shown where the base number of responses is less than 10 during the period. % is calculated as Quantity/Base number*100

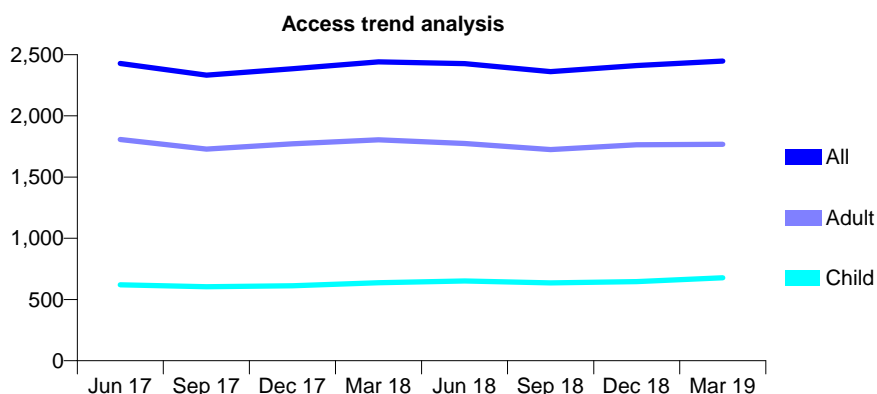
Q62 - Vital Signs At a Glance Contract Report for 187143/0001 - March 2019

Name or company name	Axfell Ltd T/A Bright Dental Practice
Contract type name	GDS Contract
Purpose of contract	General
Contract start date	01/01/2011
Contract end date	

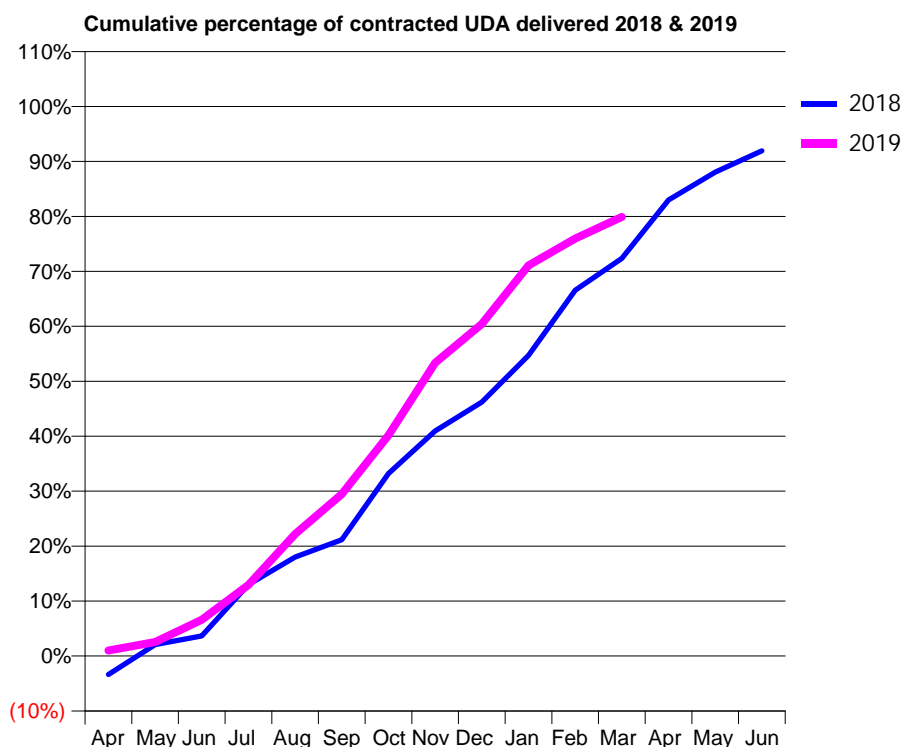
18/19 Contracted general activity (UDA)	8,560
Carry forward general activity (UDA)	0
18/19 Contracted orthodontic activity (UOA)	0
Carry forward orthodontic activity (UOA)	0
Baseline contract value	£202,924.30

ACCESS*

Patients seen in 24 months	Total	Change since previous quarter
Quarter ending March 2018	2,441	
Quarter ending June 2018	2,427	→
Quarter ending September 2018	2,361	↓
Quarter ending December 2018	2,411	↑
Quarter ending March 2019	2,447	→
Variance since March 2018	0.2%	→



ACTIVITY



Month	Adjusted Scheduled Activity (UDA)	
	2018	2019
April	-289	85
May	180	219
June	313	564
July	1,115	1,109
August	1,542	1,902
September	1,812	2,520
October	2,843	3,440
November	3,506	4,568
December	3,955	5,171
January	4,684	6,084
February	5,698	6,503
March	6,194	6,839
April	7,104	
May	7,537	
June	7,867	

QUALITY

	Quantity	Base Number	Contract	AT	Region	England
% of FP17s for the same patient ID Re-attending within 3 months - Children	33	848	3.9%	10.3%	11.9%	11.8%
% of FP17s for the same patient ID Re-attending within 3 months - Adults	189	1,952	9.7%	16.0%	16.9%	15.7%
% of FP17s for the same patient ID Re-attending between 3 & 9 months - Children	500	848	59.0%	48.6%	48.9%	58.9%
% of FP17s for the same patient ID Re-attending between 3 & 9 months - Adults	912	1,952	46.7%	38.3%	38.9%	50.8%
% of FP17s for Band 1 Urgent Courses	167	2,374	7.0%	11.1%	10.7%	9.1%
% of FP17s Relating to Free Repair or Replacements	16	2,374	0.7%	0.5%	0.5%	0.8%
% of FP17s Relating to Continuations	19	2,374	0.8%	0.5%	0.7%	0.9%
% of Patients satisfied with the dentistry they have received	2	2	N/A	86.8%	89.1%	92.5%
% of Patients satisfied with the time they had to wait for an appointment	2	2	N/A	83.1%	83.1%	87.0%

* This is based on patients treated on this contract for their most recent course of treatment. Figures in italics indicate the base number of FP17s or Patient Questionnaire responses are less than 100. N/A is shown where the base number of responses is less than 10 during the period. % is calculated as Quantity/Base number*100

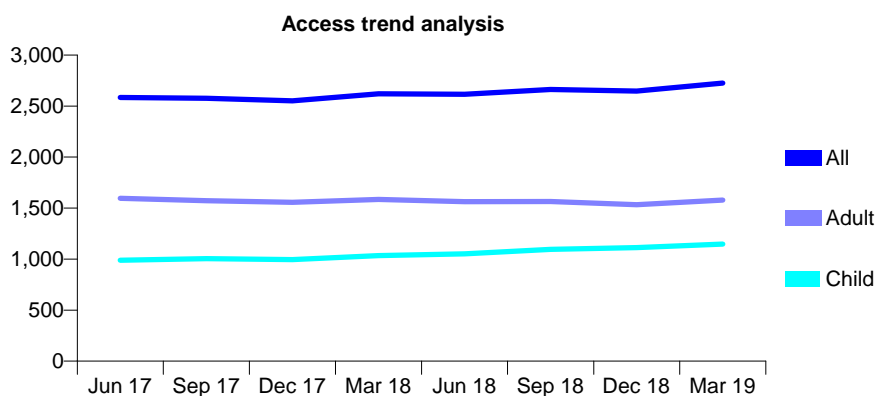
Q62 - Vital Signs At a Glance Contract Report for 189286/0001 - March 2019

Name or company name	MR M AL-JUBBAWY & MISS N JUBBAWY
Contract type name	GDS Contract
Purpose of contract	General
Contract start date	01/10/2012
Contract end date	

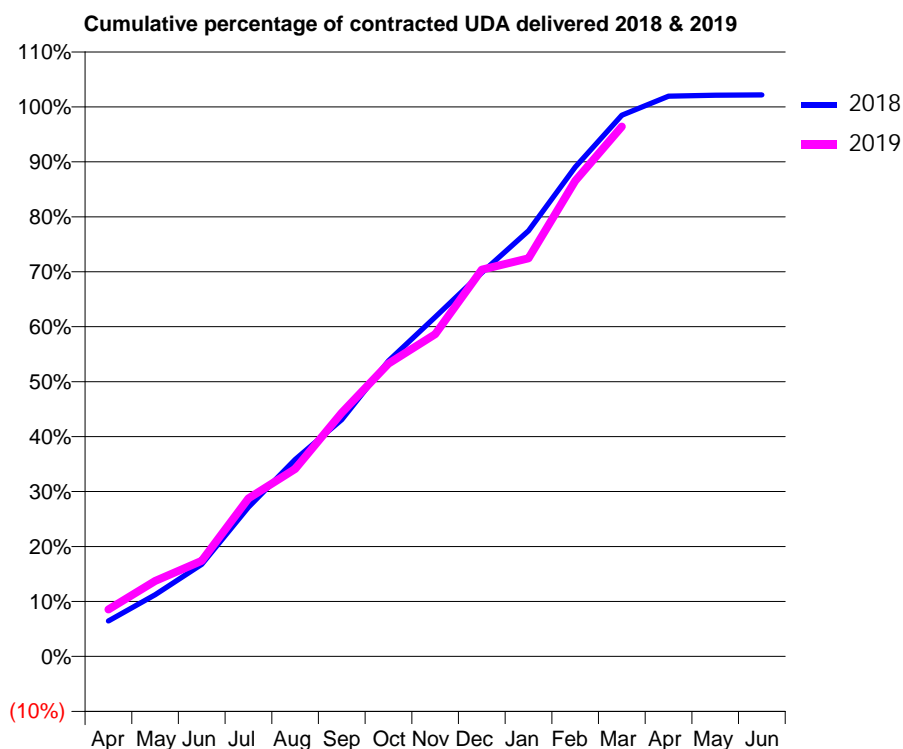
18/19 Contracted general activity (UDA)	8,503
Carry forward general activity (UDA)	-170
18/19 Contracted orthodontic activity (UOA)	0
Carry forward orthodontic activity (UOA)	0
Baseline contract value	£267,235.66

ACCESS*

Patients seen in 24 months	Total	Change since previous quarter
Quarter ending March 2018	2,620	
Quarter ending June 2018	2,615	→
Quarter ending September 2018	2,662	→
Quarter ending December 2018	2,647	→
Quarter ending March 2019	2,725	↑
Variance since March 2018	4.0%	↑



ACTIVITY



Month	Adjusted Scheduled Activity (UDA)	
	2018	2019
April	549	728
May	955	1,170
June	1,426	1,481
July	2,310	2,446
August	3,047	2,900
September	3,663	3,771
October	4,572	4,530
November	5,250	4,985
December	5,938	5,985
January	6,586	6,161
February	7,573	7,360
March	8,374	8,198
April	8,667	
May	8,681	
June	8,687	

QUALITY

	Quantity	Base Number	Contract	AT	Region	England
% of FP17s for the same patient ID Re-attending within 3 months - Children	36	1,417	2.5%	10.3%	11.9%	11.8%
% of FP17s for the same patient ID Re-attending within 3 months - Adults	117	1,702	6.9%	16.0%	16.9%	15.7%
% of FP17s for the same patient ID Re-attending between 3 & 9 months - Children	598	1,417	42.2%	48.6%	48.9%	58.9%
% of FP17s for the same patient ID Re-attending between 3 & 9 months - Adults	680	1,702	40.0%	38.3%	38.9%	50.8%
% of FP17s for Band 1 Urgent Courses	135	2,989	4.5%	11.1%	10.7%	9.1%
% of FP17s Relating to Free Repair or Replacements	3	2,989	0.1%	0.5%	0.5%	0.8%
% of FP17s Relating to Continuations	1	2,989	0.0%	0.5%	0.7%	0.9%
% of Patients satisfied with the dentistry they have received	1	1	N/A	86.8%	89.1%	92.5%
% of Patients satisfied with the time they had to wait for an appointment	1	1	N/A	83.1%	83.1%	87.0%

* This is based on patients treated on this contract for their most recent course of treatment.

Figures in italics indicate the base number of FP17s or Patient Questionnaire responses are less than 100. N/A is shown where the base number of responses is less than 10 during the period. % is calculated as Quantity/Base number*100

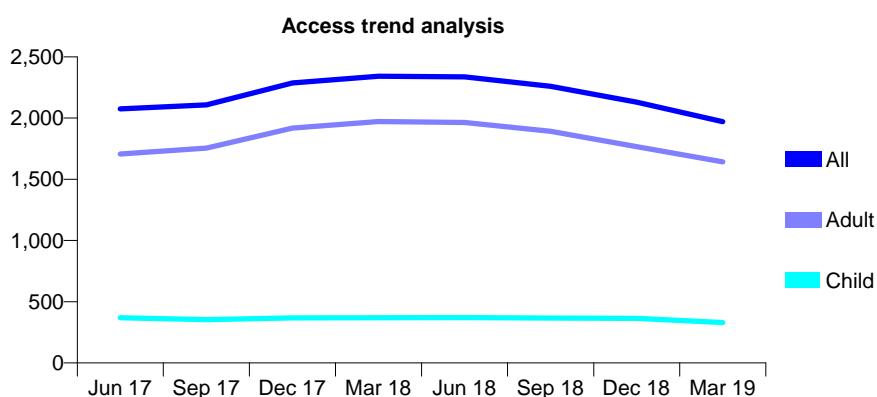
Q62 - Vital Signs At a Glance Contract Report for 189812/0001 - March 2019

Name or company name	MS M ZHAND
Contract type name	GDS Contract
Purpose of contract	General
Contract start date	01/08/2010
Contract end date	

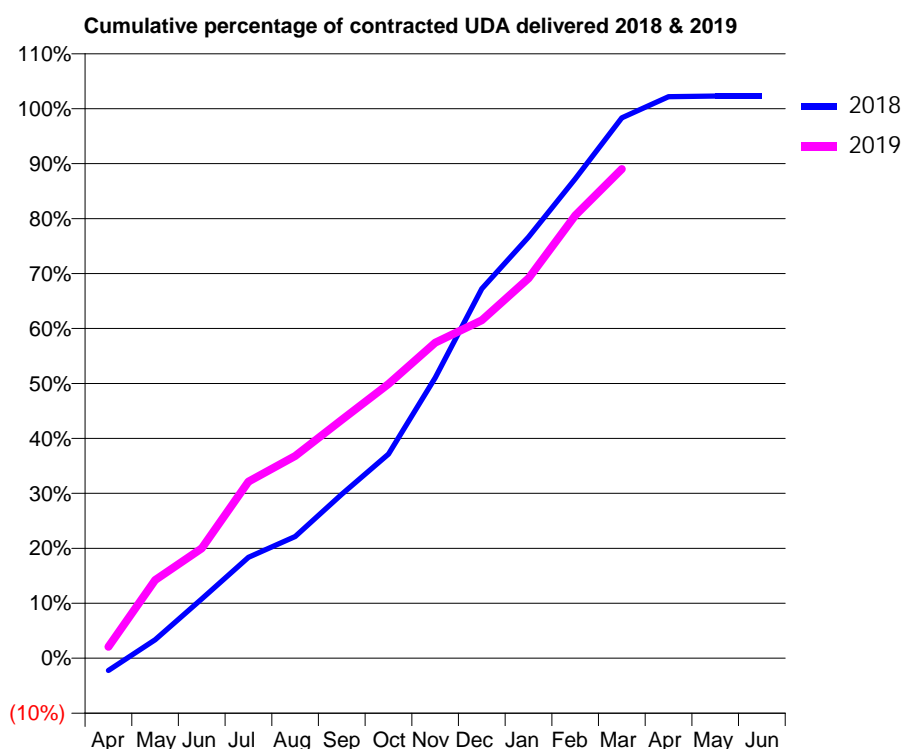
18/19 Contracted general activity (UDA)	6,084
Carry forward general activity (UDA)	-122
18/19 Contracted orthodontic activity (UOA)	0
Carry forward orthodontic activity (UOA)	0
Baseline contract value	£214,730.67

ACCESS*

Patients seen in 24 months	Total	Change since previous quarter
Quarter ending March 2018	2,342	
Quarter ending June 2018	2,336	→
Quarter ending September 2018	2,260	↓
Quarter ending December 2018	2,130	↓
Quarter ending March 2019	1,971	↓
Variance since March 2018	(15.8%)	↓



ACTIVITY



Month	Adjusted Scheduled Activity (UDA)	
	2018	2019
April	-137	127
May	204	865
June	656	1,218
July	1,117	1,955
August	1,348	2,240
September	1,815	2,639
October	2,260	3,036
November	3,105	3,494
December	4,090	3,743
January	4,662	4,206
February	5,308	4,900
March	5,981	5,415
April	6,217	
May	6,224	
June	6,224	

QUALITY

	Quantity	Base Number	Contract	AT	Region	England
% of FP17s for the same patient ID Re-attending within 3 months - Children	26	383	6.8%	10.3%	11.9%	11.8%
% of FP17s for the same patient ID Re-attending within 3 months - Adults	93	1,070	8.7%	16.0%	16.9%	15.7%
% of FP17s for the same patient ID Re-attending between 3 & 9 months - Children	215	383	56.1%	48.6%	48.9%	58.9%
% of FP17s for the same patient ID Re-attending between 3 & 9 months - Adults	331	1,070	30.9%	38.3%	38.9%	50.8%
% of FP17s for Band 1 Urgent Courses	127	1,361	9.3%	11.1%	10.7%	9.1%
% of FP17s Relating to Free Repair or Replacements	0	1,361	0.0%	0.5%	0.5%	0.8%
% of FP17s Relating to Continuations	3	1,361	0.2%	0.5%	0.7%	0.9%
% of Patients satisfied with the dentistry they have received	0	0	N/A	86.8%	89.1%	92.5%
% of Patients satisfied with the time they had to wait for an appointment	0	0	N/A	83.1%	83.1%	87.0%

* This is based on patients treated on this contract for their most recent course of treatment.

Figures in italics indicate the base number of FP17s or Patient Questionnaire responses are less than 100. N/A is shown where the base number of responses is less than 10 during the period. % is calculated as Quantity/Base number*100

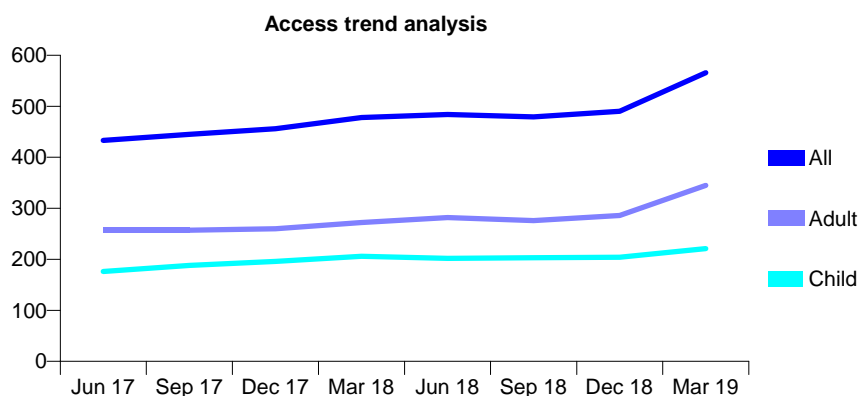
Q62 - Vital Signs At a Glance Contract Report for 190195/0003 - March 2019

Name or company name	Xeon Smiles UK Ltd
Contract type name	GDS Contract
Purpose of contract	General
Contract start date	01/04/2006
Contract end date	

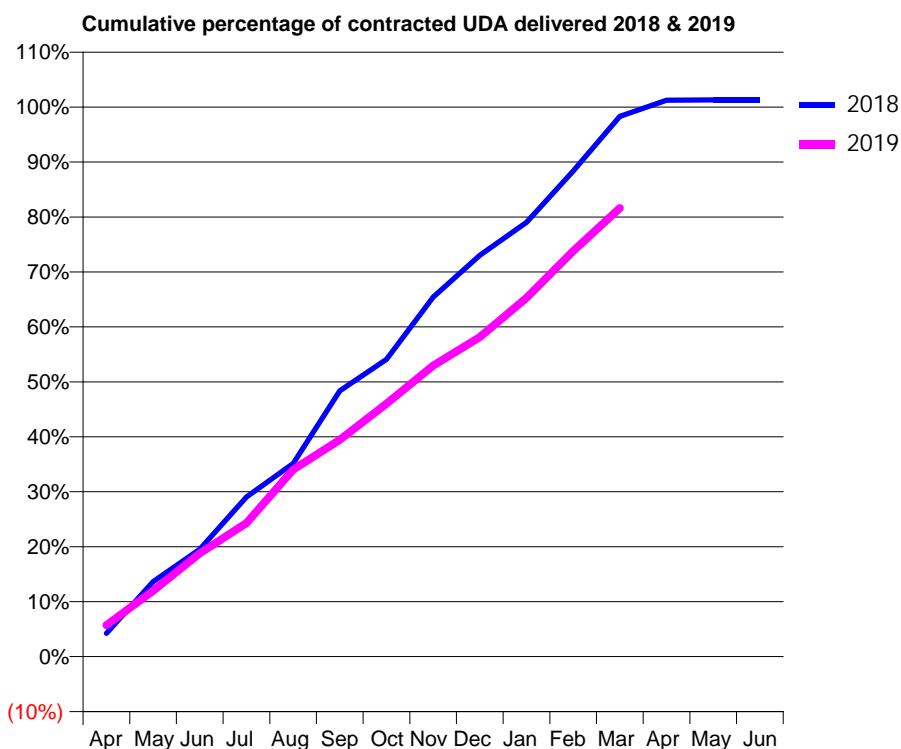
18/19 Contracted general activity (UDA)	2,685
Carry forward general activity (UDA)	-35
18/19 Contracted orthodontic activity (UOA)	0
Carry forward orthodontic activity (UOA)	0
Baseline contract value	£66,692.55

ACCESS*

Patients seen in 24 months	Total	Change since previous quarter
Quarter ending March 2018	478	
Quarter ending June 2018	484	→
Quarter ending September 2018	479	↓
Quarter ending December 2018	490	↑
Quarter ending March 2019	566	↑
Variance since March 2018	18.4%	↑



ACTIVITY



Month	Adjusted Scheduled Activity (UDA)	
	2018	2019
April	113	154
May	367	321
June	524	505
July	780	653
August	944	914
September	1,298	1,059
October	1,453	1,236
November	1,756	1,422
December	1,961	1,561
January	2,122	1,753
February	2,373	1,982
March	2,639	2,191
April	2,719	
May	2,720	
June	2,720	

QUALITY

	Quantity	Base Number	Contract	AT	Region	England
% of FP17s for the same patient ID Re-attending within 3 months - Children	58	352	16.5%	10.3%	11.9%	11.8%
% of FP17s for the same patient ID Re-attending within 3 months - Adults	115	516	22.3%	16.0%	16.9%	15.7%
% of FP17s for the same patient ID Re-attending between 3 & 9 months - Children	197	352	56.0%	48.6%	48.9%	58.9%
% of FP17s for the same patient ID Re-attending between 3 & 9 months - Adults	245	516	47.5%	38.3%	38.9%	50.8%
% of FP17s for Band 1 Urgent Courses	55	834	6.6%	11.1%	10.7%	9.1%
% of FP17s Relating to Free Repair or Replacements	7	834	0.8%	0.5%	0.5%	0.8%
% of FP17s Relating to Continuations	1	834	0.1%	0.5%	0.7%	0.9%
% of Patients satisfied with the dentistry they have received	2	2	N/A	86.8%	89.1%	92.5%
% of Patients satisfied with the time they had to wait for an appointment	2	2	N/A	83.1%	83.1%	87.0%

* This is based on patients treated on this contract for their most recent course of treatment. Figures in italics indicate the base number of FP17s or Patient Questionnaire responses are less than 100. N/A is shown where the base number of responses is less than 10 during the period. % is calculated as Quantity/Base number*100

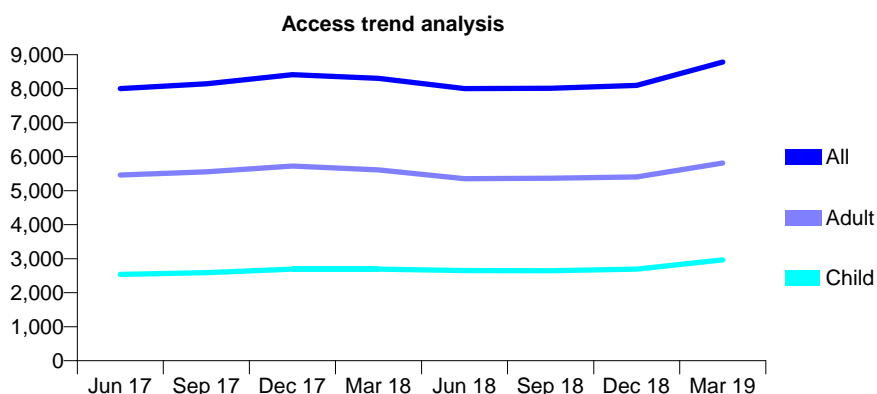
Q62 - Vital Signs At a Glance Contract Report for 191345/0001 - March 2019

Name or company name	Mr. AS Yousif and Mr. ZM Shamooun
Contract type name	GDS Contract
Purpose of contract	General
Contract start date	01/05/2013
Contract end date	

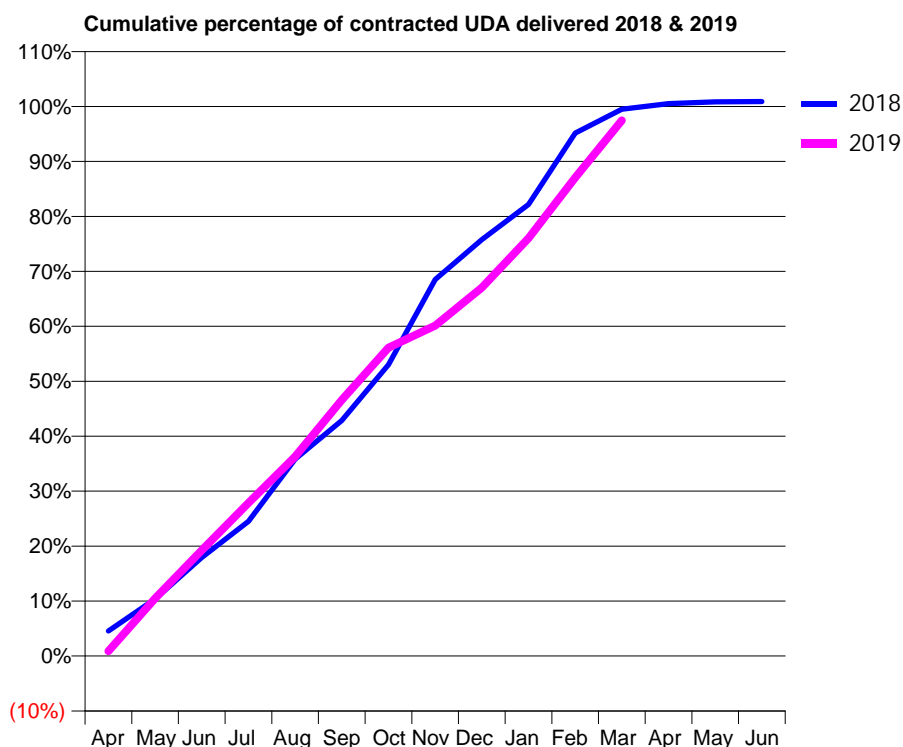
18/19 Contracted general activity (UDA)	22,048
Carry forward general activity (UDA)	-197
18/19 Contracted orthodontic activity (UOA)	0
Carry forward orthodontic activity (UOA)	0
Baseline contract value	£613,910.42

ACCESS*

Patients seen in 24 months	Total	Change since previous quarter
Quarter ending March 2018	8,305	
Quarter ending June 2018	8,003	↓
Quarter ending September 2018	8,015	→
Quarter ending December 2018	8,097	→
Quarter ending March 2019	8,781	↑
Variance since March 2018	5.7%	↑



ACTIVITY



Month	Adjusted Scheduled Activity (UDA)	
	2018	2019
April	1,011	197
May	2,292	2,312
June	3,949	4,243
July	5,404	6,138
August	7,898	8,007
September	9,446	10,269
October	11,686	12,369
November	15,104	13,257
December	16,700	14,781
January	18,115	16,762
February	20,980	19,196
March	21,932	21,490
April	22,158	
May	22,234	
June	22,245	

QUALITY

	Quantity	Base Number	Contract	AT	Region	England
% of FP17s for the same patient ID Re-attending within 3 months - Children	264	3,631	7.3%	10.3%	11.9%	11.8%
% of FP17s for the same patient ID Re-attending within 3 months - Adults	772	6,026	12.8%	16.0%	16.9%	15.7%
% of FP17s for the same patient ID Re-attending between 3 & 9 months - Children	1,570	3,631	43.2%	48.6%	48.9%	58.9%
% of FP17s for the same patient ID Re-attending between 3 & 9 months - Adults	1,950	6,026	32.4%	38.3%	38.9%	50.8%
% of FP17s for Band 1 Urgent Courses	939	9,143	10.3%	11.1%	10.7%	9.1%
% of FP17s Relating to Free Repair or Replacements	7	9,143	0.1%	0.5%	0.5%	0.8%
% of FP17s Relating to Continuations	7	9,143	0.1%	0.5%	0.7%	0.9%
% of Patients satisfied with the dentistry they have received	2	2	N/A	86.8%	89.1%	92.5%
% of Patients satisfied with the time they had to wait for an appointment	1	2	N/A	83.1%	83.1%	87.0%

* This is based on patients treated on this contract for their most recent course of treatment.

Figures in italics indicate the base number of FP17s or Patient Questionnaire responses are less than 100. N/A is shown where the base number of responses is less than 10 during the period. % is calculated as Quantity/Base number*100

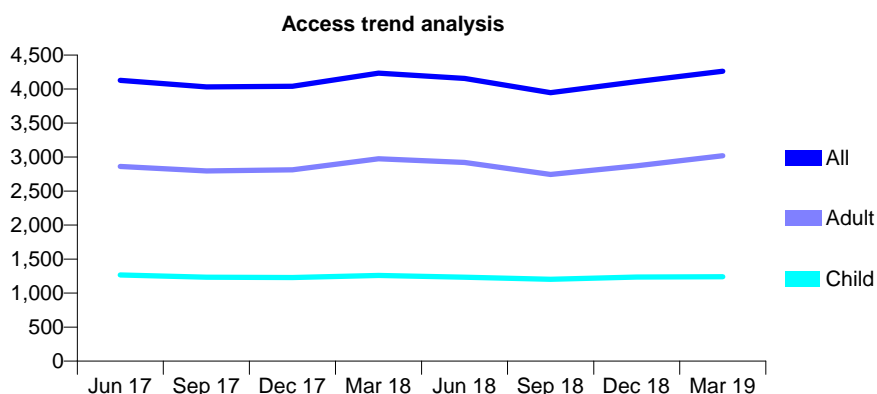
Q62 - Vital Signs At a Glance Contract Report for 191507/0001 - March 2019

Name or company name	Perfect Smile
Contract type name	GDS Contract
Purpose of contract	General
Contract start date	01/01/2012
Contract end date	

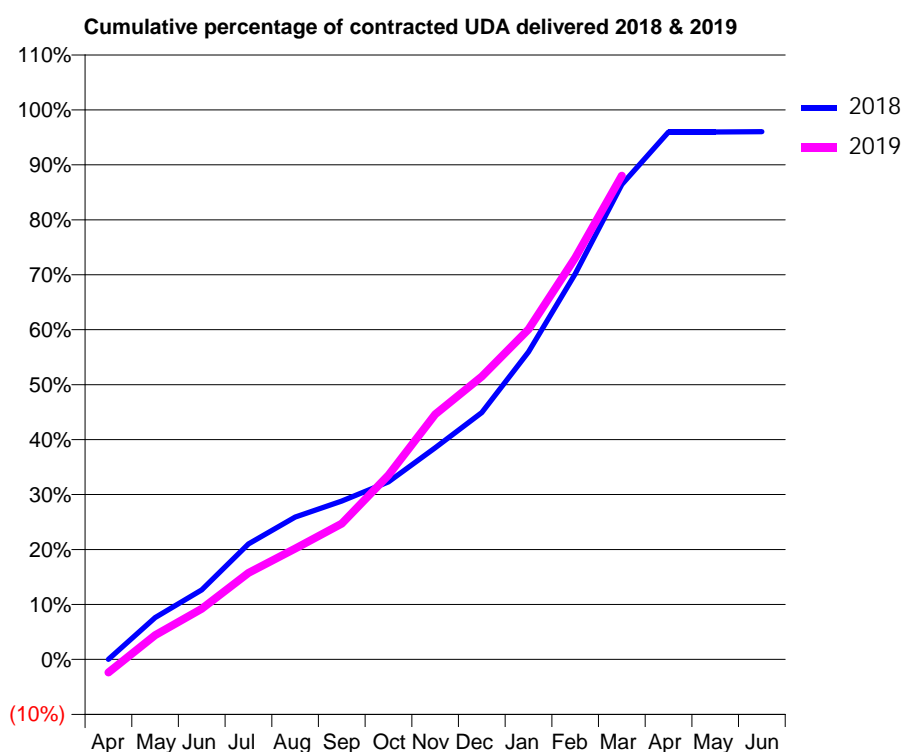
18/19 Contracted general activity (UDA)	9,616
Carry forward general activity (UDA)	382
18/19 Contracted orthodontic activity (UOA)	0
Carry forward orthodontic activity (UOA)	0
Baseline contract value	£258,114.44

ACCESS*

Patients seen in 24 months	Total	Change since previous quarter
Quarter ending March 2018	4,235	
Quarter ending June 2018	4,155	↓
Quarter ending September 2018	3,947	↓
Quarter ending December 2018	4,109	↑
Quarter ending March 2019	4,262	↑
Variance since March 2018	0.6%	→



ACTIVITY



Month	2018	2019
April	1	-231
May	732	422
June	1,217	887
July	2,019	1,514
August	2,491	1,939
September	2,772	2,378
October	3,107	3,224
November	3,704	4,288
December	4,321	4,949
January	5,383	5,777
February	6,748	7,027
March	8,310	8,465
April	9,229	
May	9,228	
June	9,234	

QUALITY

	Quantity	Base Number	Contract	AT	Region	England
% of FP17s for the same patient ID Re-attending within 3 months - Children	109	1,538	7.1%	10.3%	11.9%	11.8%
% of FP17s for the same patient ID Re-attending within 3 months - Adults	482	2,990	16.1%	16.0%	16.9%	15.7%
% of FP17s for the same patient ID Re-attending between 3 & 9 months - Children	742	1,538	48.2%	48.6%	48.9%	58.9%
% of FP17s for the same patient ID Re-attending between 3 & 9 months - Adults	854	2,990	28.6%	38.3%	38.9%	50.8%
% of FP17s for Band 1 Urgent Courses	593	4,216	14.1%	11.1%	10.7%	9.1%
% of FP17s Relating to Free Repair or Replacements	13	4,216	0.3%	0.5%	0.5%	0.8%
% of FP17s Relating to Continuations	58	4,216	1.4%	0.5%	0.7%	0.9%
% of Patients satisfied with the dentistry they have received	1	1	N/A	86.8%	89.1%	92.5%
% of Patients satisfied with the time they had to wait for an appointment	1	1	N/A	83.1%	83.1%	87.0%

* This is based on patients treated on this contract for their most recent course of treatment. Figures in italics indicate the base number of FP17s or Patient Questionnaire responses are less than 100. N/A is shown where the base number of responses is less than 10 during the period. % is calculated as Quantity/Base number*100

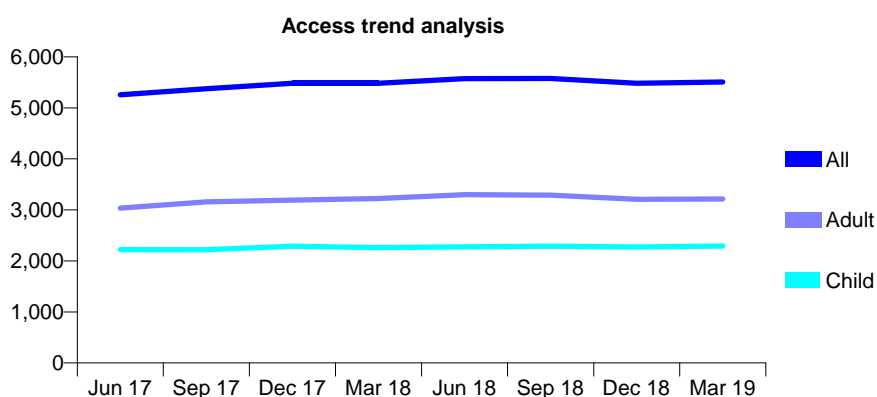
Q62 - Vital Signs At a Glance Contract Report for 193631/0001 - March 2019

Name or company name	Dr Natasha Luthra & Dr Trishna Dhot
Contract type name	GDS Contract
Purpose of contract	General
Contract start date	01/06/2013
Contract end date	

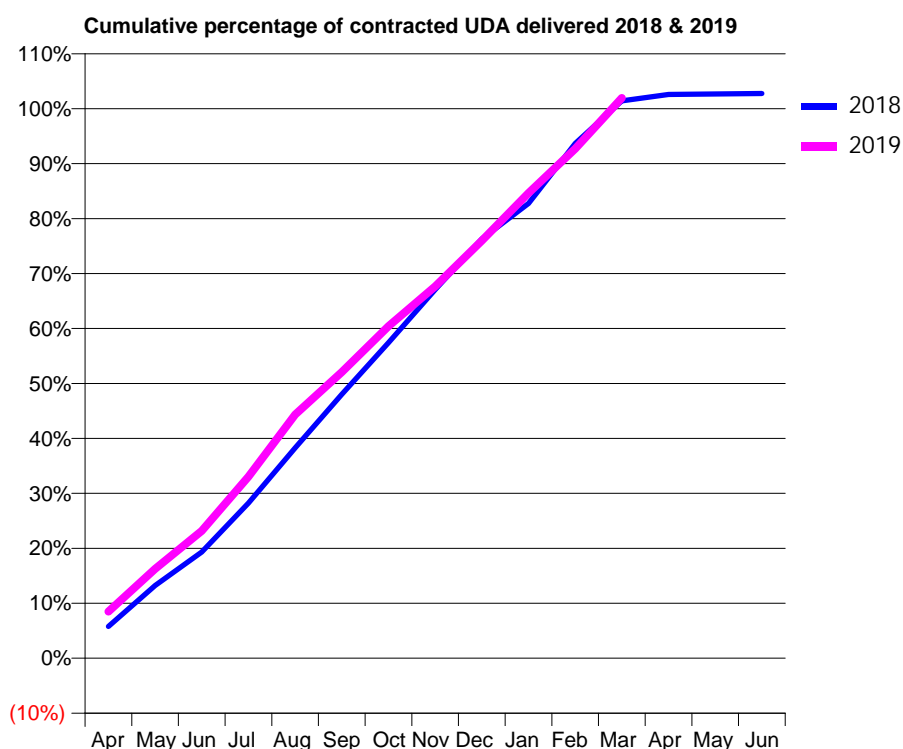
18/19 Contracted general activity (UDA)	12,297
Carry forward general activity (UDA)	-246
18/19 Contracted orthodontic activity (UOA)	0
Carry forward orthodontic activity (UOA)	0
Baseline contract value	£276,985.01

ACCESS*

Patients seen in 24 months	Total	Change since previous quarter
Quarter ending March 2018	5,483	
Quarter ending June 2018	5,572	→
Quarter ending September 2018	5,578	→
Quarter ending December 2018	5,482	↓
Quarter ending March 2019	5,507	→
Variance since March 2018	0.4%	→



ACTIVITY



Month	Adjusted Scheduled Activity (UDA)	
	2018	2019
April	711	1,045
May	1,628	2,001
June	2,376	2,850
July	3,471	4,062
August	4,708	5,454
September	5,903	6,401
October	7,062	7,430
November	8,250	8,323
December	9,381	9,341
January	10,175	10,407
February	11,520	11,400
March	12,473	12,534
April	12,616	
May	12,626	
June	12,636	

QUALITY

	Quantity	Base Number	Contract	AT	Region	England
% of FP17s for the same patient ID Re-attending within 3 months - Children	216	3,096	7.0%	10.3%	11.9%	11.8%
% of FP17s for the same patient ID Re-attending within 3 months - Adults	469	3,697	12.7%	16.0%	16.9%	15.7%
% of FP17s for the same patient ID Re-attending between 3 & 9 months - Children	1,714	3,096	55.4%	48.6%	48.9%	58.9%
% of FP17s for the same patient ID Re-attending between 3 & 9 months - Adults	1,666	3,697	45.1%	38.3%	38.9%	50.8%
% of FP17s for Band 1 Urgent Courses	503	6,722	7.5%	11.1%	10.7%	9.1%
% of FP17s Relating to Free Repair or Replacements	25	6,722	0.4%	0.5%	0.5%	0.8%
% of FP17s Relating to Continuations	8	6,722	0.1%	0.5%	0.7%	0.9%
% of Patients satisfied with the dentistry they have received	6	6	N/A	86.8%	89.1%	92.5%
% of Patients satisfied with the time they had to wait for an appointment	5	6	N/A	83.1%	83.1%	87.0%

* This is based on patients treated on this contract for their most recent course of treatment.

Figures in italics indicate the base number of FP17s or Patient Questionnaire responses are less than 100. N/A is shown where the base number of responses is less than 10 during the period. % is calculated as Quantity/Base number*100

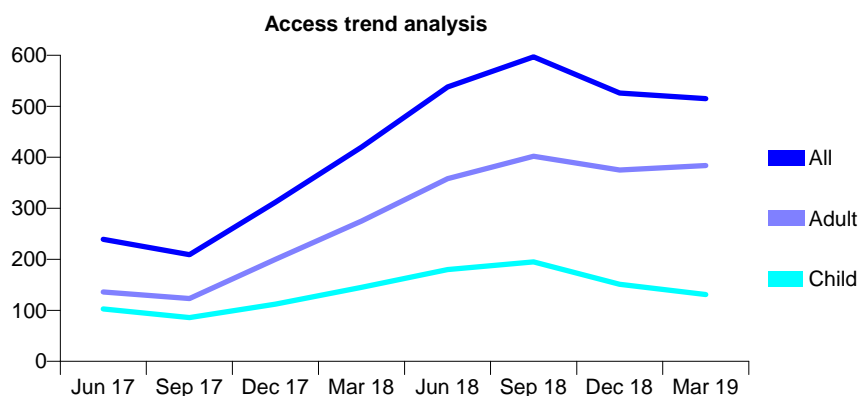
Q62 - Vital Signs At a Glance Contract Report for 194522/0001 - March 2019

Name or company name	Bhutta, Padayachee and associates
Contract type name	GDS Contract
Purpose of contract	General
Contract start date	01/04/2011
Contract end date	

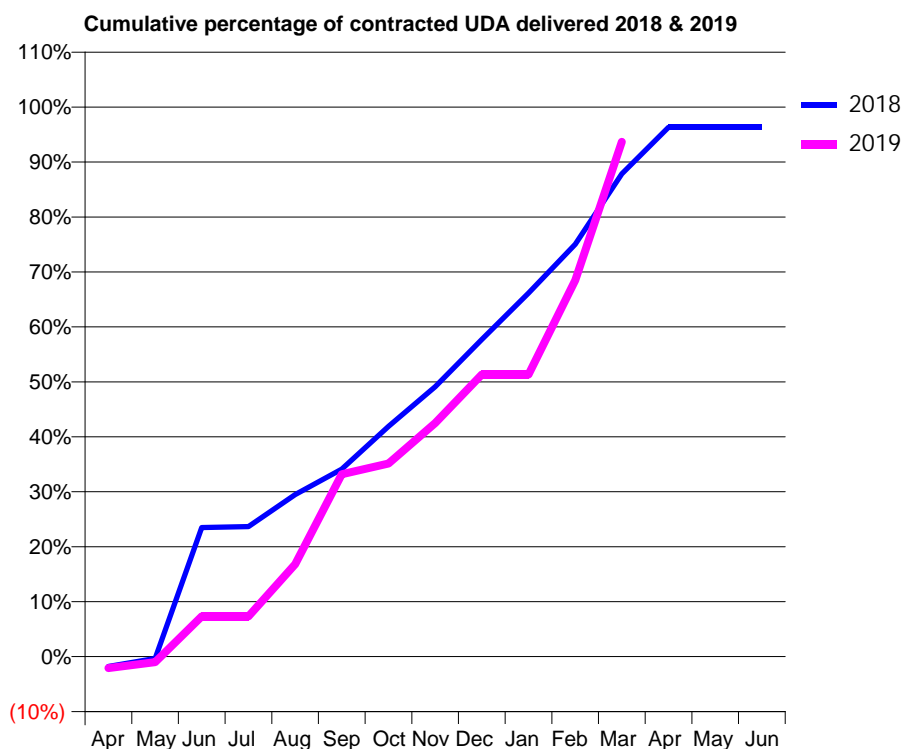
18/19 Contracted general activity (UDA)	720
Carry forward general activity (UDA)	26
18/19 Contracted orthodontic activity (UOA)	0
Carry forward orthodontic activity (UOA)	0
Baseline contract value	£20,126.39

ACCESS*

Patients seen in 24 months	Total	Change since previous quarter
Quarter ending March 2018	420	
Quarter ending June 2018	538	↑
Quarter ending September 2018	597	↑
Quarter ending December 2018	526	↓
Quarter ending March 2019	515	↓
Variance since March 2018	22.6%	↑



ACTIVITY



Month	Adjusted Scheduled Activity (UDA)	
	2018	2019
April	-13	-15
May	-3	-7
June	169	53
July	170	53
August	212	121
September	246	239
October	302	253
November	354	306
December	415	370
January	476	370
February	540	493
March	633	674
April	694	
May	694	
June	694	

QUALITY

	Quantity	Base Number	Contract	AT	Region	England
% of FP17s for the same patient ID Re-attending within 3 months - Children	13	198	6.6%	10.3%	11.9%	11.8%
% of FP17s for the same patient ID Re-attending within 3 months - Adults	32	420	7.6%	16.0%	16.9%	15.7%
% of FP17s for the same patient ID Re-attending between 3 & 9 months - Children	34	198	17.2%	48.6%	48.9%	58.9%
% of FP17s for the same patient ID Re-attending between 3 & 9 months - Adults	37	420	8.8%	38.3%	38.9%	50.8%
% of FP17s for Band 1 Urgent Courses	42	250	16.8%	11.1%	10.7%	9.1%
% of FP17s Relating to Free Repair or Replacements	0	250	0.0%	0.5%	0.5%	0.8%
% of FP17s Relating to Continuations	1	250	0.4%	0.5%	0.7%	0.9%
% of Patients satisfied with the dentistry they have received	0	0	N/A	86.8%	89.1%	92.5%
% of Patients satisfied with the time they had to wait for an appointment	0	0	N/A	83.1%	83.1%	87.0%

* This is based on patients treated on this contract for their most recent course of treatment. Figures in italics indicate the base number of FP17s or Patient Questionnaire responses are less than 100. N/A is shown where the base number of responses is less than 10 during the period. % is calculated as Quantity/Base number*100

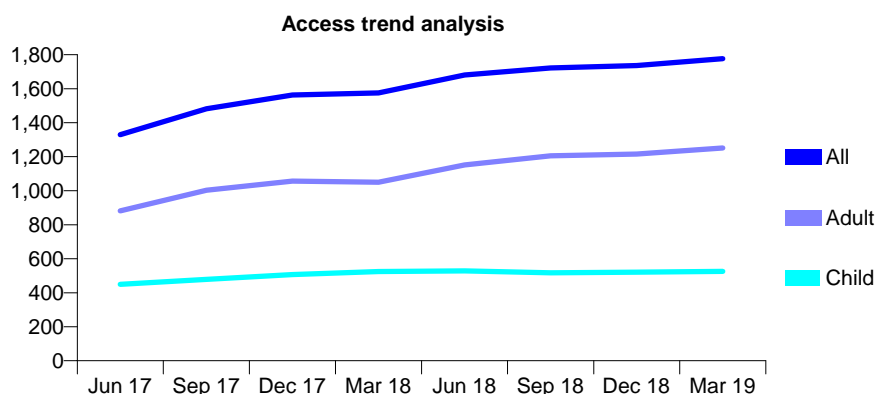
Q62 - Vital Signs At a Glance Contract Report for 198080/0001 - March 2019

Name or company name	Smile For Life
Contract type name	GDS Contract
Purpose of contract	General
Contract start date	01/11/2015
Contract end date	

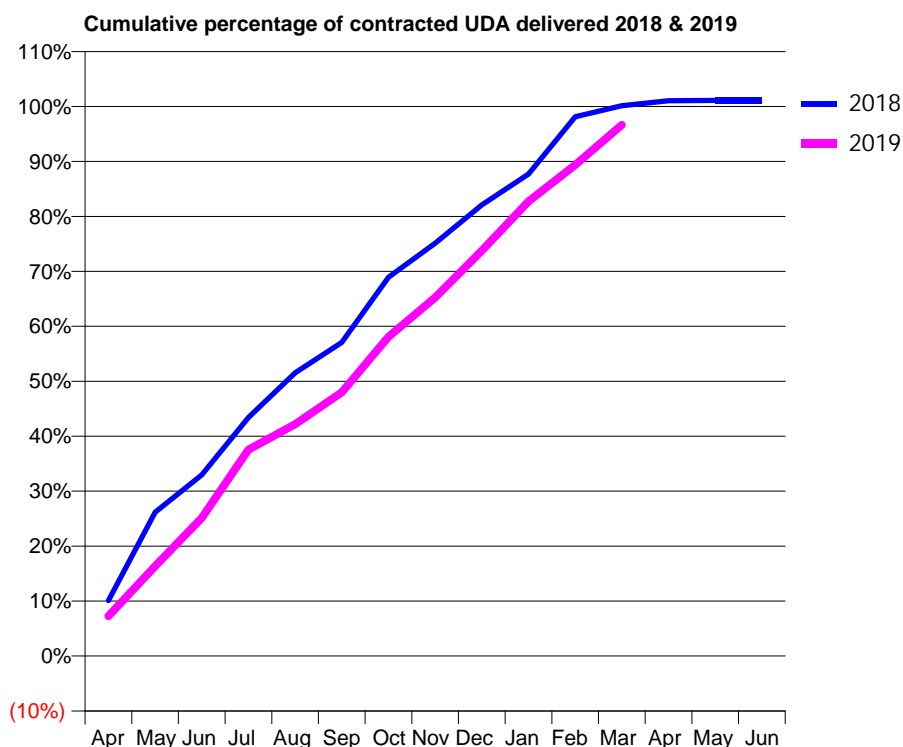
18/19 Contracted general activity (UDA)	8,136
Carry forward general activity (UDA)	0
18/19 Contracted orthodontic activity (UOA)	0
Carry forward orthodontic activity (UOA)	0
Baseline contract value	£291,409.33

ACCESS*

Patients seen in 24 months	Total	Change since previous quarter
Quarter ending March 2018	1,575	
Quarter ending June 2018	1,680	↑
Quarter ending September 2018	1,722	↑
Quarter ending December 2018	1,736	→
Quarter ending March 2019	1,777	↑
Variance since March 2018	12.8%	↑



ACTIVITY



Month	Adjusted Scheduled Activity (UDA)	
	2018	2019
April	822	592
May	2,129	1,331
June	2,682	2,045
July	3,531	3,056
August	4,193	3,432
September	4,642	3,904
October	5,608	4,726
November	6,111	5,308
December	6,678	6,000
January	7,136	6,729
February	7,983	7,270
March	8,146	7,863
April	8,219	
May	8,223	
June	8,223	

QUALITY

	Quantity	Base Number	Contract	AT	Region	England
% of FP17s for the same patient ID Re-attending within 3 months - Children	61	729	8.4%	10.3%	11.9%	11.8%
% of FP17s for the same patient ID Re-attending within 3 months - Adults	119	1,473	8.1%	16.0%	16.9%	15.7%
% of FP17s for the same patient ID Re-attending between 3 & 9 months - Children	402	729	55.1%	48.6%	48.9%	58.9%
% of FP17s for the same patient ID Re-attending between 3 & 9 months - Adults	707	1,473	48.0%	38.3%	38.9%	50.8%
% of FP17s for Band 1 Urgent Courses	29	2,137	1.4%	11.1%	10.7%	9.1%
% of FP17s Relating to Free Repair or Replacements	5	2,137	0.2%	0.5%	0.5%	0.8%
% of FP17s Relating to Continuations	21	2,137	1.0%	0.5%	0.7%	0.9%
% of Patients satisfied with the dentistry they have received	2	2	N/A	86.8%	89.1%	92.5%
% of Patients satisfied with the time they had to wait for an appointment	2	2	N/A	83.1%	83.1%	87.0%

* This is based on patients treated on this contract for their most recent course of treatment. Figures in italics indicate the base number of FP17s or Patient Questionnaire responses are less than 100. N/A is shown where the base number of responses is less than 10 during the period. % is calculated as Quantity/Base number*100

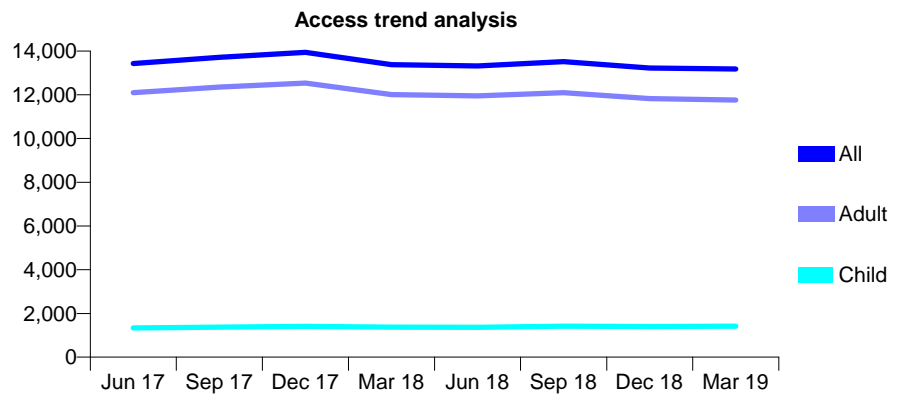
Q62 - Vital Signs At a Glance Contract Report for 199303/0001 - March 2019

Name or company name	Mrs R Szasz & Miss E Szasz
Contract type name	GDS Contract
Purpose of contract	General
Contract start date	01/07/2012
Contract end date	

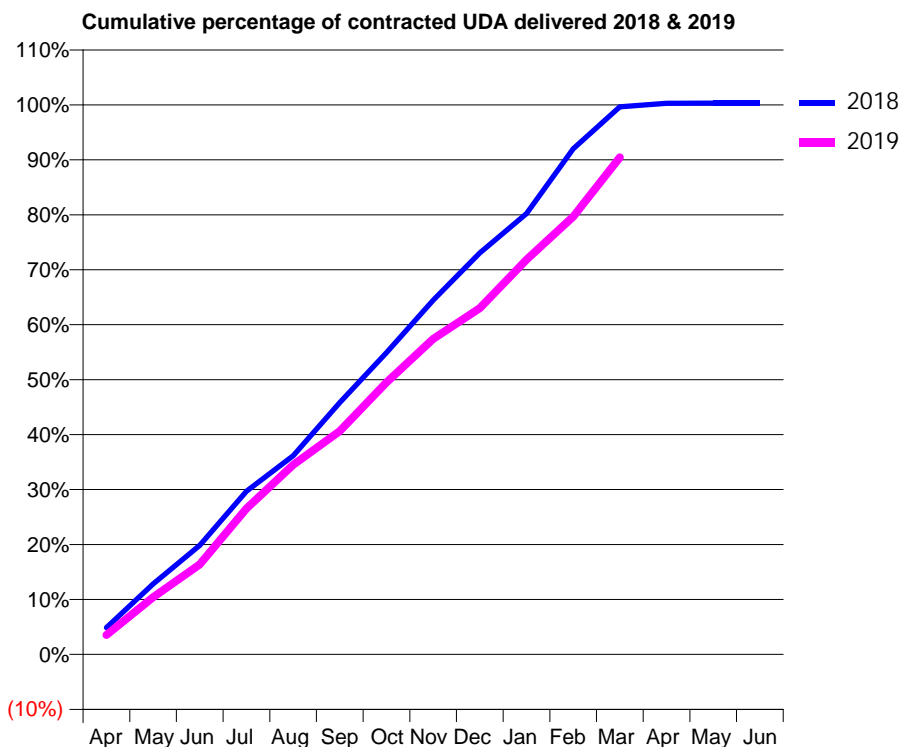
18/19 Contracted general activity (UDA)	32,422
Carry forward general activity (UDA)	-98
18/19 Contracted orthodontic activity (UOA)	0
Carry forward orthodontic activity (UOA)	0
Baseline contract value	£1,164,107.20

ACCESS*

Patients seen in 24 months	Total	Change since previous quarter
Quarter ending March 2018	13,380	
Quarter ending June 2018	13,322	→
Quarter ending September 2018	13,518	→
Quarter ending December 2018	13,222	↓
Quarter ending March 2019	13,179	→
Variance since March 2018	(1.5%)	↓



ACTIVITY



Month	2018	2019
April	1,589	1,154
May	4,158	3,378
June	6,428	5,311
July	9,629	8,615
August	11,718	11,188
September	14,860	13,177
October	17,798	16,048
November	20,900	18,621
December	23,685	20,429
January	26,010	23,288
February	29,828	25,823
March	32,305	29,319
April	32,516	
May	32,520	
June	32,520	

QUALITY

	Quantity	Base Number	Contract	AT	Region	England
% of FP17s for the same patient ID Re-attending within 3 months - Children	93	1,328	7.0%	10.3%	11.9%	11.8%
% of FP17s for the same patient ID Re-attending within 3 months - Adults	2,009	11,239	17.9%	16.0%	16.9%	15.7%
% of FP17s for the same patient ID Re-attending between 3 & 9 months - Children	358	1,328	27.0%	48.6%	48.9%	58.9%
% of FP17s for the same patient ID Re-attending between 3 & 9 months - Adults	2,528	11,239	22.5%	38.3%	38.9%	50.8%
% of FP17s for Band 1 Urgent Courses	2,323	11,707	19.8%	11.1%	10.7%	9.1%
% of FP17s Relating to Free Repair or Replacements	139	11,707	1.2%	0.5%	0.5%	0.8%
% of FP17s Relating to Continuations	109	11,707	0.9%	0.5%	0.7%	0.9%
% of Patients satisfied with the dentistry they have received	4	5	N/A	86.8%	89.1%	92.5%
% of Patients satisfied with the time they had to wait for an appointment	4	5	N/A	83.1%	83.1%	87.0%

* This is based on patients treated on this contract for their most recent course of treatment. Figures in italics indicate the base number of FP17s or Patient Questionnaire responses are less than 100. N/A is shown where the base number of responses is less than 10 during the period. % is calculated as Quantity/Base number*100

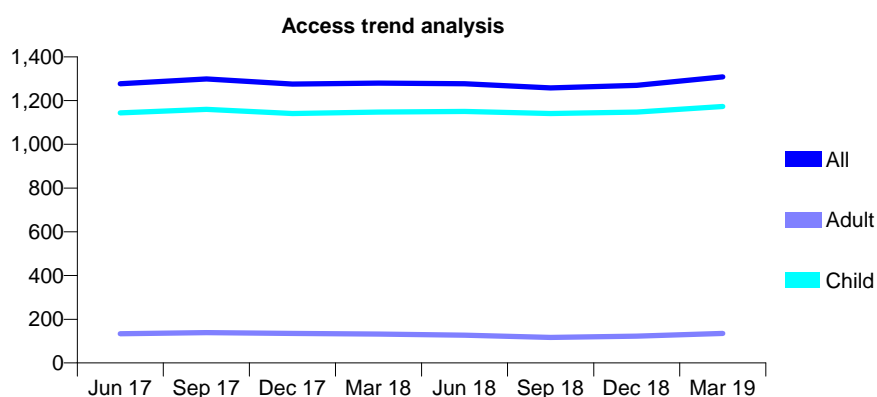
Q62 - Vital Signs At a Glance Contract Report for 199680/0001 - March 2019

Name or company name	KINGSEND DENTAL HEALTH CENTRE
Contract type name	GDS Contract
Purpose of contract	General
Contract start date	13/02/2008
Contract end date	

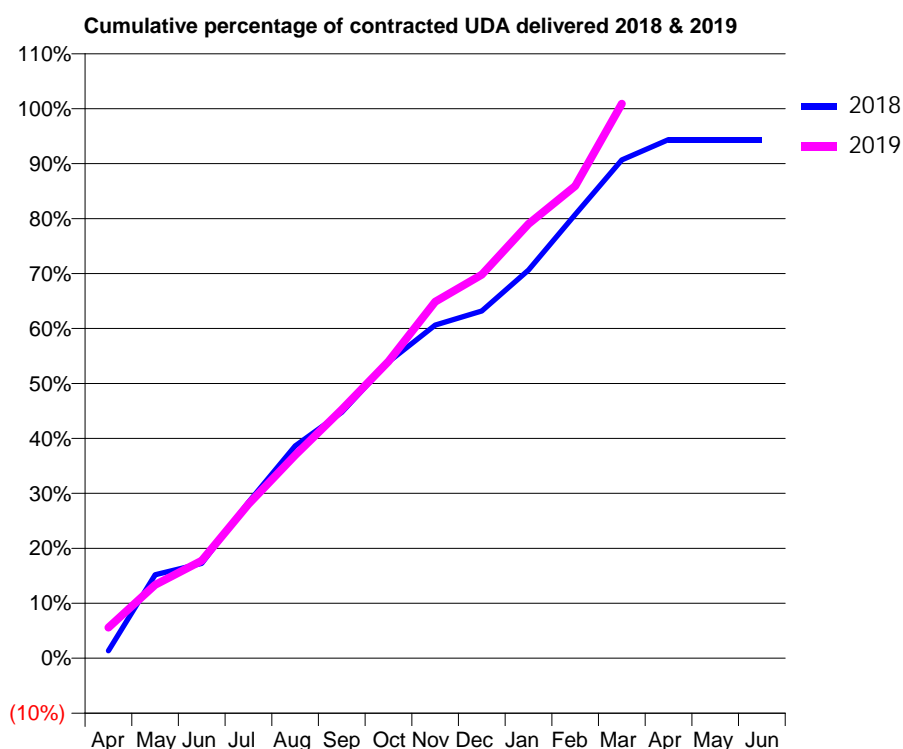
18/19 Contracted general activity (UDA)	2,800
Carry forward general activity (UDA)	0
18/19 Contracted orthodontic activity (UOA)	0
Carry forward orthodontic activity (UOA)	0
Baseline contract value	£60,149.97

ACCESS*

Patients seen in 24 months	Total	Change since previous quarter
Quarter ending March 2018	1,280	
Quarter ending June 2018	1,277	→
Quarter ending September 2018	1,258	↓
Quarter ending December 2018	1,270	→
Quarter ending March 2019	1,308	↑
Variance since March 2018	2.2%	↑



ACTIVITY



Month	2018	2019
April	38	157
May	426	374
June	483	497
July	794	785
August	1,082	1,034
September	1,254	1,267
October	1,510	1,512
November	1,697	1,817
December	1,769	1,954
January	1,978	2,212
February	2,261	2,406
March	2,539	2,825
April	2,642	
May	2,642	
June	2,642	

QUALITY

	Quantity	Base Number	Contract	AT	Region	England
% of FP17s for the same patient ID Re-attending within 3 months - Children	155	1,789	8.7%	10.3%	11.9%	11.8%
% of FP17s for the same patient ID Re-attending within 3 months - Adults	7	56	12.5%	16.0%	16.9%	15.7%
% of FP17s for the same patient ID Re-attending between 3 & 9 months - Children	944	1,789	52.8%	48.6%	48.9%	58.9%
% of FP17s for the same patient ID Re-attending between 3 & 9 months - Adults	29	56	51.8%	38.3%	38.9%	50.8%
% of FP17s for Band 1 Urgent Courses	73	1,787	4.1%	11.1%	10.7%	9.1%
% of FP17s Relating to Free Repair or Replacements	1	1,787	0.1%	0.5%	0.5%	0.8%
% of FP17s Relating to Continuations	8	1,787	0.4%	0.5%	0.7%	0.9%
% of Patients satisfied with the dentistry they have received	0	0	N/A	86.8%	89.1%	92.5%
% of Patients satisfied with the time they had to wait for an appointment	0	0	N/A	83.1%	83.1%	87.0%

* This is based on patients treated on this contract for their most recent course of treatment.

Figures in italics indicate the base number of FP17s or Patient Questionnaire responses are less than 100. N/A is shown where the base number of responses is less than 10 during the period. % is calculated as Quantity/Base number*100

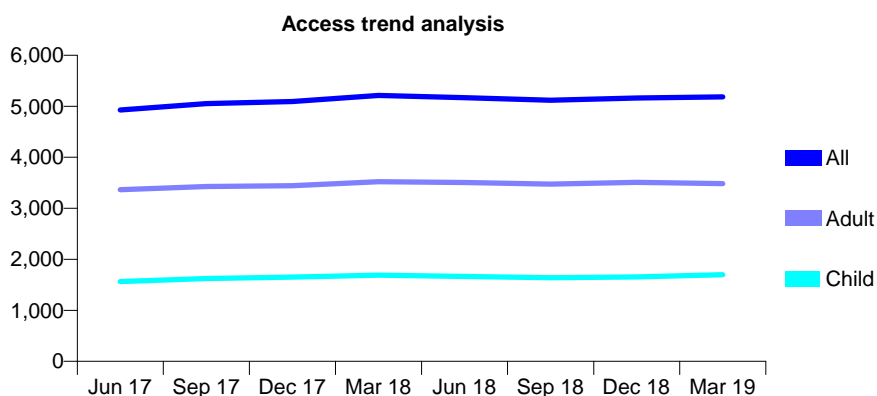
Q62 - Vital Signs At a Glance Contract Report for 202231/0002 - March 2019

Name or company name	VND Partnership
Contract type name	GDS Contract
Purpose of contract	General
Contract start date	01/05/2010
Contract end date	

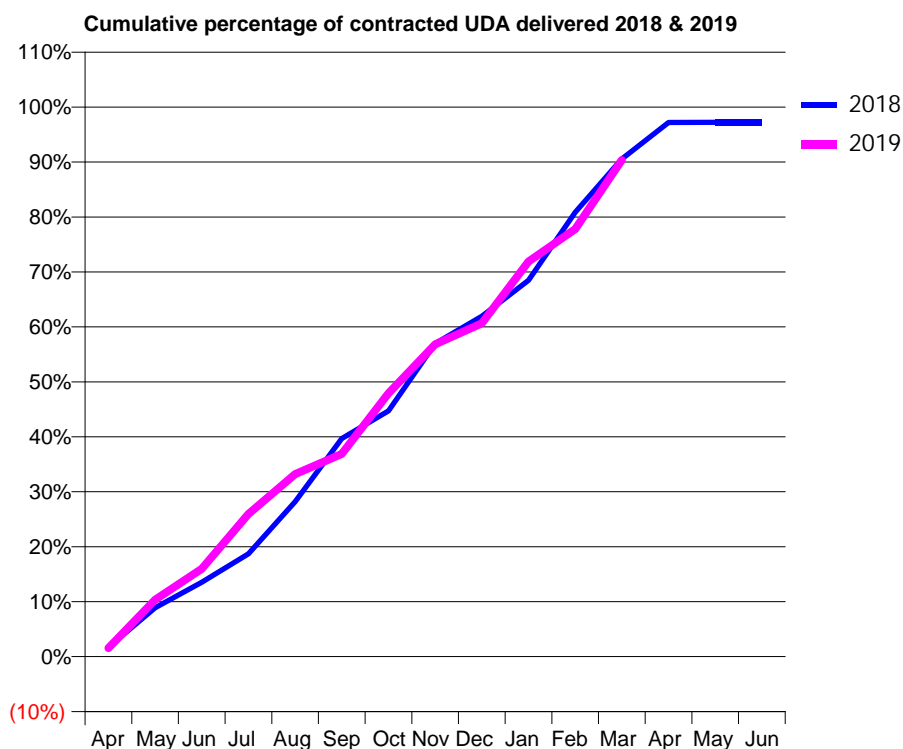
18/19 Contracted general activity (UDA)	12,995
Carry forward general activity (UDA)	361
18/19 Contracted orthodontic activity (UOA)	0
Carry forward orthodontic activity (UOA)	0
Baseline contract value	£390,639.50

ACCESS*

Patients seen in 24 months	Total	Change since previous quarter
Quarter ending March 2018	5,211	
Quarter ending June 2018	5,171	→
Quarter ending September 2018	5,117	↓
Quarter ending December 2018	5,162	→
Quarter ending March 2019	5,182	→
Variance since March 2018	(0.6%)	→



ACTIVITY



Month	Adjusted Scheduled Activity (UDA)	
	2018	2019
April	223	203
May	1,156	1,345
June	1,760	2,076
July	2,434	3,373
August	3,667	4,315
September	5,157	4,795
October	5,811	6,225
November	7,406	7,387
December	8,050	7,881
January	8,897	9,342
February	10,505	10,109
March	11,767	11,743
April	12,632	
May	12,634	
June	12,634	

QUALITY

	Quantity	Base Number	Contract	AT	Region	England
% of FP17s for the same patient ID Re-attending within 3 months - Children	170	2,064	8.2%	10.3%	11.9%	11.8%
% of FP17s for the same patient ID Re-attending within 3 months - Adults	485	3,591	13.5%	16.0%	16.9%	15.7%
% of FP17s for the same patient ID Re-attending between 3 & 9 months - Children	911	2,064	44.1%	48.6%	48.9%	58.9%
% of FP17s for the same patient ID Re-attending between 3 & 9 months - Adults	1,311	3,591	36.5%	38.3%	38.9%	50.8%
% of FP17s for Band 1 Urgent Courses	395	4,767	8.3%	11.1%	10.7%	9.1%
% of FP17s Relating to Free Repair or Replacements	8	4,767	0.2%	0.5%	0.5%	0.8%
% of FP17s Relating to Continuations	33	4,767	0.7%	0.5%	0.7%	0.9%
% of Patients satisfied with the dentistry they have received	5	6	N/A	86.8%	89.1%	92.5%
% of Patients satisfied with the time they had to wait for an appointment	6	6	N/A	83.1%	83.1%	87.0%

* This is based on patients treated on this contract for their most recent course of treatment. Figures in italics indicate the base number of FP17s or Patient Questionnaire responses are less than 100. N/A is shown where the base number of responses is less than 10 during the period. % is calculated as Quantity/Base number*100

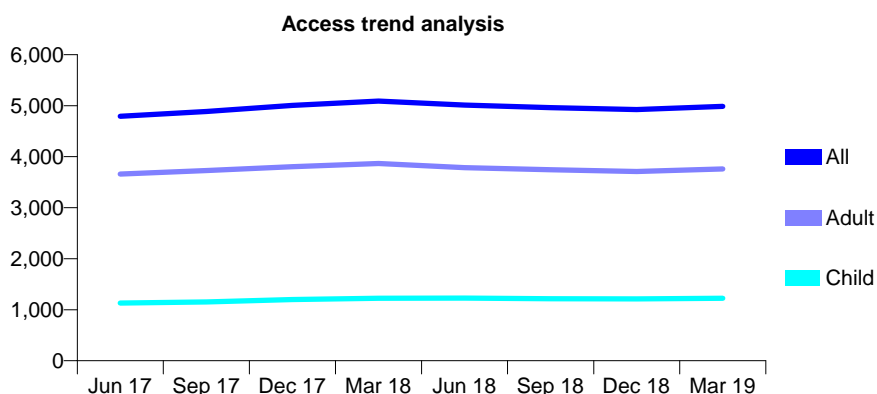
Q62 - Vital Signs At a Glance Contract Report for 203297/0001 - March 2019

Name or company name	Darch & Hutcheson
Contract type name	GDS Contract
Purpose of contract	General
Contract start date	01/04/2006
Contract end date	

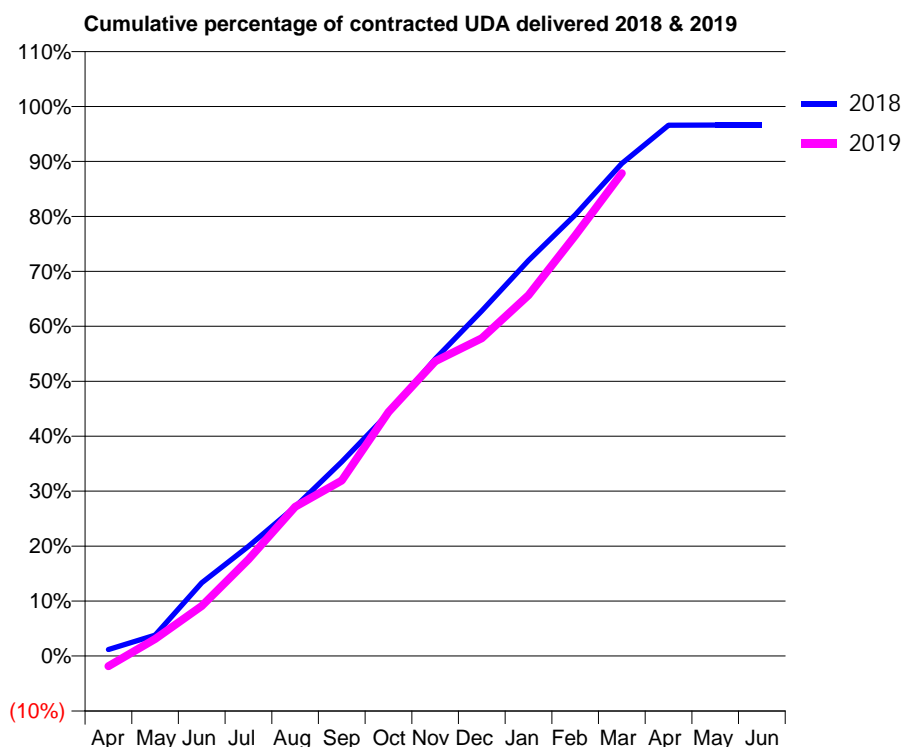
18/19 Contracted general activity (UDA)	14,714
Carry forward general activity (UDA)	497
18/19 Contracted orthodontic activity (UOA)	0
Carry forward orthodontic activity (UOA)	0
Baseline contract value	£375,574.92

ACCESS*

Patients seen in 24 months	Total	Change since previous quarter
Quarter ending March 2018	5,091	
Quarter ending June 2018	5,011	↓
Quarter ending September 2018	4,960	↓
Quarter ending December 2018	4,925	→
Quarter ending March 2019	4,986	→
Variance since March 2018	(2.1%)	↓



ACTIVITY



Month	Adjusted Scheduled Activity (UDA)	
	2018	2019
April	172	-277
May	559	455
June	1,963	1,340
July	2,937	2,585
August	3,997	3,997
September	5,202	4,697
October	6,495	6,534
November	7,959	7,890
December	9,240	8,506
January	10,588	9,659
February	11,811	11,261
March	13,187	12,926
April	14,214	
May	14,216	
June	14,217	

QUALITY

	Quantity	Base Number	Contract	AT	Region	England
% of FP17s for the same patient ID Re-attending within 3 months - Children	97	1,540	6.3%	10.3%	11.9%	11.8%
% of FP17s for the same patient ID Re-attending within 3 months - Adults	680	4,047	16.8%	16.0%	16.9%	15.7%
% of FP17s for the same patient ID Re-attending between 3 & 9 months - Children	753	1,540	48.9%	48.6%	48.9%	58.9%
% of FP17s for the same patient ID Re-attending between 3 & 9 months - Adults	1,410	4,047	34.8%	38.3%	38.9%	50.8%
% of FP17s for Band 1 Urgent Courses	785	5,258	14.9%	11.1%	10.7%	9.1%
% of FP17s Relating to Free Repair or Replacements	47	5,258	0.9%	0.5%	0.5%	0.8%
% of FP17s Relating to Continuations	46	5,258	0.9%	0.5%	0.7%	0.9%
% of Patients satisfied with the dentistry they have received	3	3	N/A	86.8%	89.1%	92.5%
% of Patients satisfied with the time they had to wait for an appointment	1	3	N/A	83.1%	83.1%	87.0%

* This is based on patients treated on this contract for their most recent course of treatment. Figures in italics indicate the base number of FP17s or Patient Questionnaire responses are less than 100. N/A is shown where the base number of responses is less than 10 during the period. % is calculated as Quantity/Base number*100

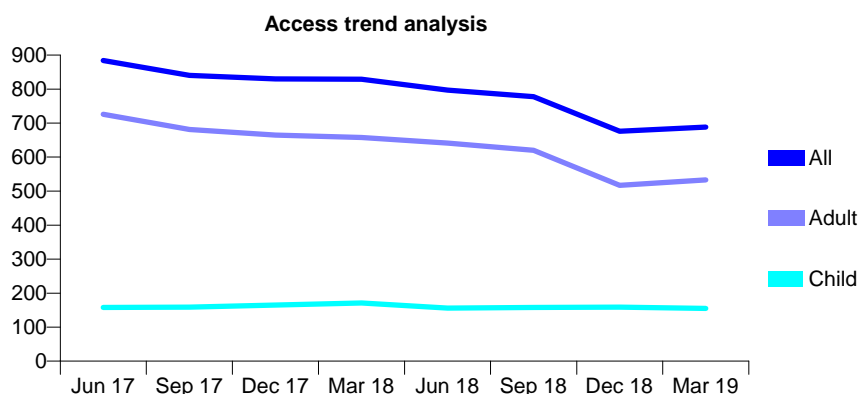
Q62 - Vital Signs At a Glance Contract Report for 204889/0002 - March 2019

Name or company name	MR GN RASHID
Contract type name	GDS Contract
Purpose of contract	General
Contract start date	02/11/2014
Contract end date	

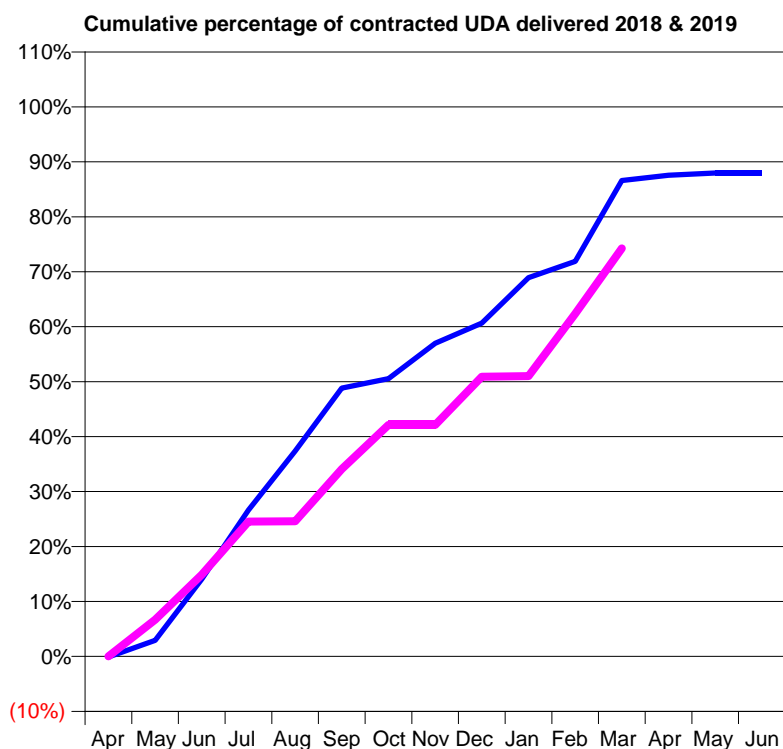
18/19 Contracted general activity (UDA)	2,590
Carry forward general activity (UDA)	0
18/19 Contracted orthodontic activity (UOA)	0
Carry forward orthodontic activity (UOA)	0
Baseline contract value	£83,923.02

ACCESS*

Patients seen in 24 months	Total	Change since previous quarter
Quarter ending March 2018	829	
Quarter ending June 2018	797	↓
Quarter ending September 2018	778	↓
Quarter ending December 2018	676	↓
Quarter ending March 2019	688	→
Variance since March 2018	(17.0%)	↓



ACTIVITY



Month	Adjusted Scheduled Activity (UDA)	
	2018	2019
April	-3	0
May	76	173
June	364	385
July	690	636
August	968	637
September	1,264	883
October	1,309	1,091
November	1,476	1,091
December	1,571	1,318
January	1,785	1,321
February	1,862	1,615
March	2,243	1,923
April	2,268	
May	2,278	
June	2,278	

QUALITY

	Quantity	Base Number	Contract	AT	Region	England
% of FP17s for the same patient ID Re-attending within 3 months - Children	1	145	0.7%	10.3%	11.9%	11.8%
% of FP17s for the same patient ID Re-attending within 3 months - Adults	26	472	5.5%	16.0%	16.9%	15.7%
% of FP17s for the same patient ID Re-attending between 3 & 9 months - Children	38	145	26.2%	48.6%	48.9%	58.9%
% of FP17s for the same patient ID Re-attending between 3 & 9 months - Adults	147	472	31.1%	38.3%	38.9%	50.8%
% of FP17s for Band 1 Urgent Courses	0	607	0.0%	11.1%	10.7%	9.1%
% of FP17s Relating to Free Repair or Replacements	0	607	0.0%	0.5%	0.5%	0.8%
% of FP17s Relating to Continuations	0	607	0.0%	0.5%	0.7%	0.9%
% of Patients satisfied with the dentistry they have received	0	0	N/A	86.8%	89.1%	92.5%
% of Patients satisfied with the time they had to wait for an appointment	0	0	N/A	83.1%	83.1%	87.0%

* This is based on patients treated on this contract for their most recent course of treatment. Figures in italics indicate the base number of FP17s or Patient Questionnaire responses are less than 100. N/A is shown where the base number of responses is less than 10 during the period. % is calculated as Quantity/Base number*100

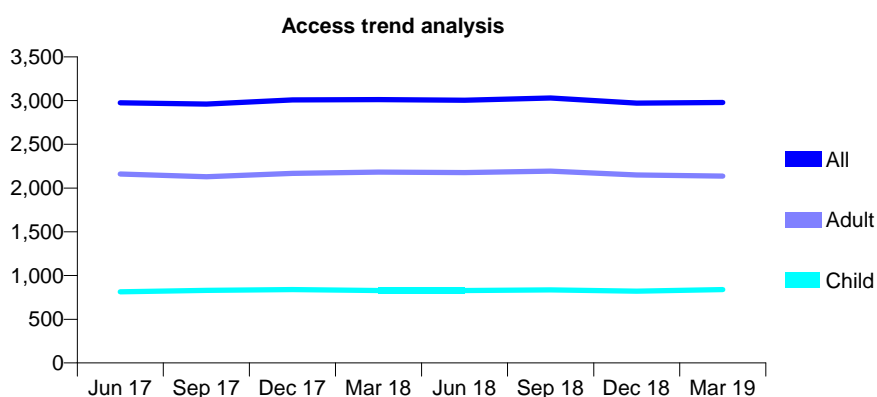
Q62 - Vital Signs At a Glance Contract Report for 208531/0004 - March 2019

Name or company name	MS MA SHEPHERD
Contract type name	GDS Contract
Purpose of contract	General
Contract start date	01/02/2010
Contract end date	

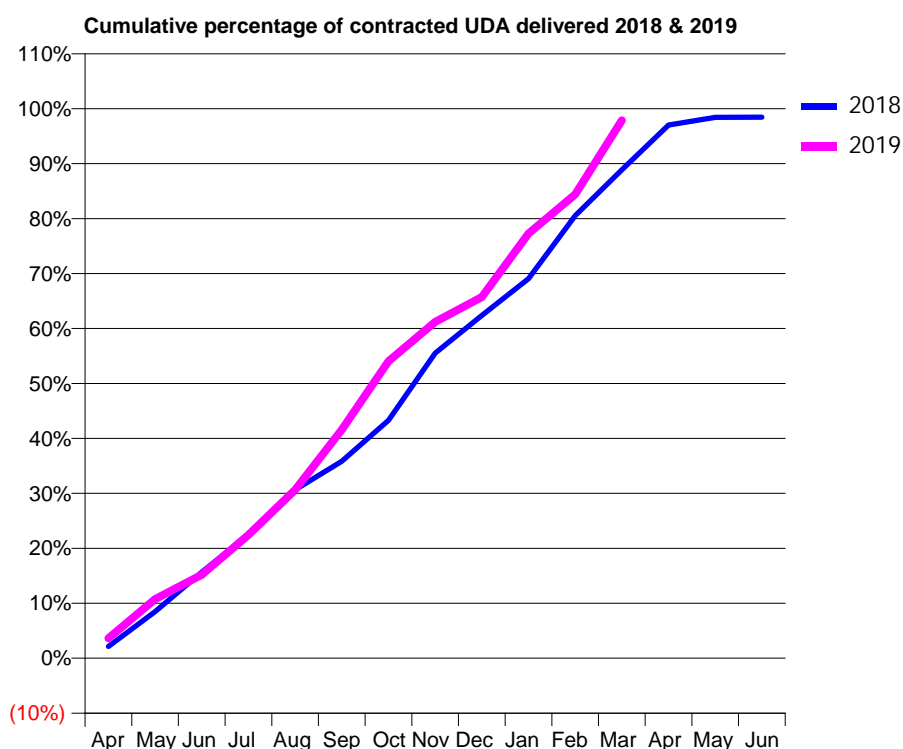
18/19 Contracted general activity (UDA)	7,015
Carry forward general activity (UDA)	109
18/19 Contracted orthodontic activity (UOA)	0
Carry forward orthodontic activity (UOA)	0
Baseline contract value	£174,945.02

ACCESS*

Patients seen in 24 months	Total	Change since previous quarter
Quarter ending March 2018	3,011	
Quarter ending June 2018	3,004	→
Quarter ending September 2018	3,029	→
Quarter ending December 2018	2,971	↓
Quarter ending March 2019	2,977	→
Variance since March 2018	(1.1%)	↓



ACTIVITY



Month	2018	2019
April	151	254
May	595	755
June	1,099	1,066
July	1,581	1,574
August	2,151	2,150
September	2,514	2,917
October	3,037	3,791
November	3,893	4,294
December	4,374	4,611
January	4,844	5,422
February	5,650	5,921
March	6,233	6,865
April	6,806	
May	6,905	
June	6,906	

QUALITY

	Quantity	Base Number	Contract	AT	Region	England
% of FP17s for the same patient ID Re-attending within 3 months - Children	80	1,073	7.5%	10.3%	11.9%	11.8%
% of FP17s for the same patient ID Re-attending within 3 months - Adults	342	2,333	14.7%	16.0%	16.9%	15.7%
% of FP17s for the same patient ID Re-attending between 3 & 9 months - Children	537	1,073	50.0%	48.6%	48.9%	58.9%
% of FP17s for the same patient ID Re-attending between 3 & 9 months - Adults	851	2,333	36.5%	38.3%	38.9%	50.8%
% of FP17s for Band 1 Urgent Courses	468	3,195	14.6%	11.1%	10.7%	9.1%
% of FP17s Relating to Free Repair or Replacements	40	3,195	1.3%	0.5%	0.5%	0.8%
% of FP17s Relating to Continuations	16	3,195	0.5%	0.5%	0.7%	0.9%
% of Patients satisfied with the dentistry they have received	1	1	N/A	86.8%	89.1%	92.5%
% of Patients satisfied with the time they had to wait for an appointment	1	1	N/A	83.1%	83.1%	87.0%

* This is based on patients treated on this contract for their most recent course of treatment. Figures in italics indicate the base number of FP17s or Patient Questionnaire responses are less than 100. N/A is shown where the base number of responses is less than 10 during the period. % is calculated as Quantity/Base number*100

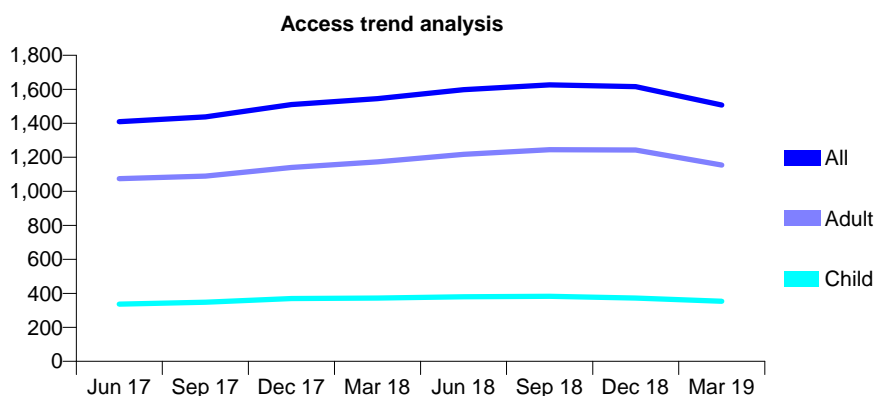
Q62 - Vital Signs At a Glance Contract Report for 213071/0001 - March 2019

Name or company name	MR JW O'DEA
Contract type name	GDS Contract
Purpose of contract	General
Contract start date	01/04/2006
Contract end date	

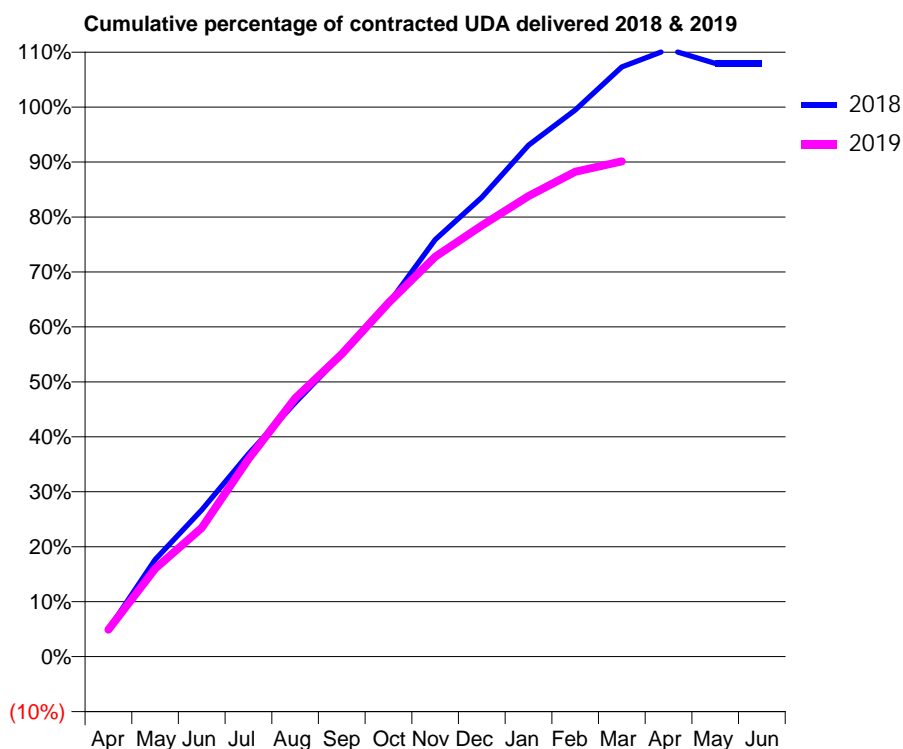
18/19 Contracted general activity (UDA)	3,854
Carry forward general activity (UDA)	-77
18/19 Contracted orthodontic activity (UOA)	0
Carry forward orthodontic activity (UOA)	0
Baseline contract value	£117,425.08

ACCESS*

Patients seen in 24 months	Total	Change since previous quarter
Quarter ending March 2018	1,545	
Quarter ending June 2018	1,598	↑
Quarter ending September 2018	1,626	→
Quarter ending December 2018	1,615	→
Quarter ending March 2019	1,507	↓
Variance since March 2018	(2.5%)	↓



ACTIVITY



Month	Adjusted Scheduled Activity (UDA)	
	2018	2019
April	191	190
May	680	616
June	1,030	903
July	1,421	1,385
August	1,780	1,812
September	2,120	2,122
October	2,475	2,481
November	2,924	2,805
December	3,221	3,024
January	3,586	3,230
February	3,833	3,400
March	4,135	3,473
April	4,260	
May	4,161	
June	4,161	

QUALITY

	Quantity	Base Number	Contract	AT	Region	England
% of FP17s for the same patient ID Re-attending within 3 months - Children	23	366	6.3%	10.3%	11.9%	11.8%
% of FP17s for the same patient ID Re-attending within 3 months - Adults	131	1,048	12.5%	16.0%	16.9%	15.7%
% of FP17s for the same patient ID Re-attending between 3 & 9 months - Children	174	366	47.5%	48.6%	48.9%	58.9%
% of FP17s for the same patient ID Re-attending between 3 & 9 months - Adults	435	1,048	41.5%	38.3%	38.9%	50.8%
% of FP17s for Band 1 Urgent Courses	107	1,374	7.8%	11.1%	10.7%	9.1%
% of FP17s Relating to Free Repair or Replacements	1	1,374	0.1%	0.5%	0.5%	0.8%
% of FP17s Relating to Continuations	2	1,374	0.1%	0.5%	0.7%	0.9%
% of Patients satisfied with the dentistry they have received	0	0	N/A	86.8%	89.1%	92.5%
% of Patients satisfied with the time they had to wait for an appointment	0	0	N/A	83.1%	83.1%	87.0%

* This is based on patients treated on this contract for their most recent course of treatment. Figures in italics indicate the base number of FP17s or Patient Questionnaire responses are less than 100. N/A is shown where the base number of responses is less than 10 during the period. % is calculated as Quantity/Base number*100

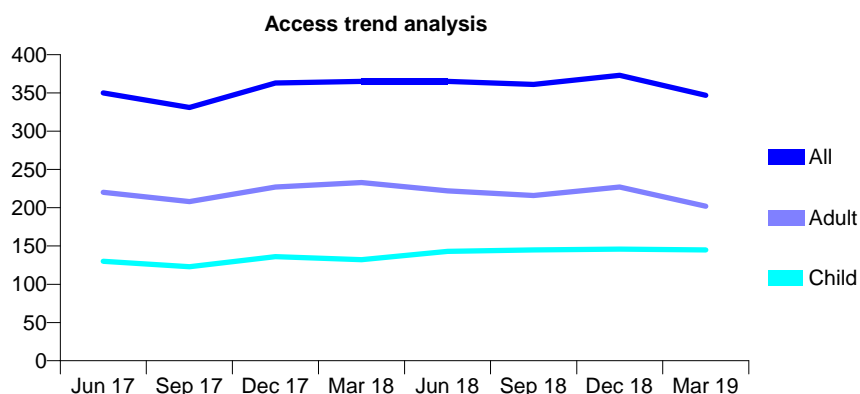
Q62 - Vital Signs At a Glance Contract Report for 213365/0001 - March 2019

Name or company name	Dr S Singh & Dr R Leow
Contract type name	GDS Contract
Purpose of contract	General
Contract start date	01/04/2006
Contract end date	

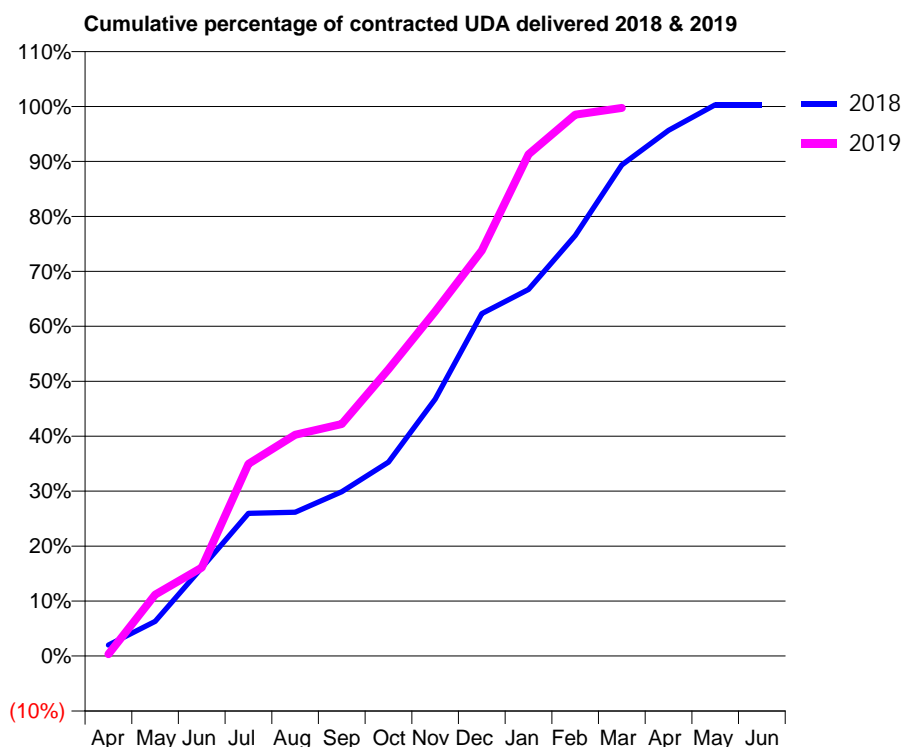
18/19 Contracted general activity (UDA)	1,800
Carry forward general activity (UDA)	-6
18/19 Contracted orthodontic activity (UOA)	0
Carry forward orthodontic activity (UOA)	0
Baseline contract value	£53,949.79

ACCESS*

Patients seen in 24 months	Total	Change since previous quarter
Quarter ending March 2018	365	
Quarter ending June 2018	365	→
Quarter ending September 2018	361	↓
Quarter ending December 2018	373	↑
Quarter ending March 2019	347	↓
Variance since March 2018	(4.9%)	↓



ACTIVITY



Month	Adjusted Scheduled Activity (UDA)	
	2018	2019
April	36	6
May	113	201
June	289	290
July	467	629
August	471	725
September	538	760
October	635	939
November	841	1,129
December	1,121	1,328
January	1,200	1,643
February	1,377	1,773
March	1,609	1,795
April	1,722	
May	1,806	
June	1,806	

QUALITY

	Quantity	Base Number	Contract	AT	Region	England
% of FP17s for the same patient ID Re-attending within 3 months - Children	7	150	4.7%	10.3%	11.9%	11.8%
% of FP17s for the same patient ID Re-attending within 3 months - Adults	25	178	14.0%	16.0%	16.9%	15.7%
% of FP17s for the same patient ID Re-attending between 3 & 9 months - Children	40	150	26.7%	48.6%	48.9%	58.9%
% of FP17s for the same patient ID Re-attending between 3 & 9 months - Adults	32	178	18.0%	38.3%	38.9%	50.8%
% of FP17s for Band 1 Urgent Courses	1	294	0.3%	11.1%	10.7%	9.1%
% of FP17s Relating to Free Repair or Replacements	0	294	0.0%	0.5%	0.5%	0.8%
% of FP17s Relating to Continuations	2	294	0.7%	0.5%	0.7%	0.9%
% of Patients satisfied with the dentistry they have received	0	0	N/A	86.8%	89.1%	92.5%
% of Patients satisfied with the time they had to wait for an appointment	0	0	N/A	83.1%	83.1%	87.0%

* This is based on patients treated on this contract for their most recent course of treatment. Figures in italics indicate the base number of FP17s or Patient Questionnaire responses are less than 100. N/A is shown where the base number of responses is less than 10 during the period. % is calculated as Quantity/Base number*100

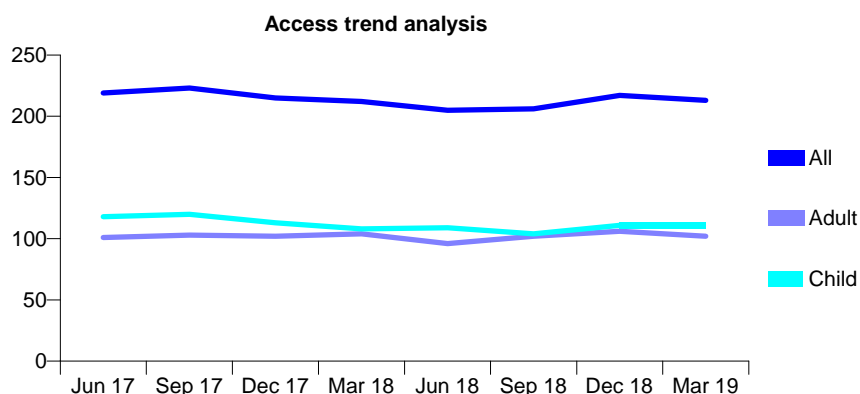
Q62 - Vital Signs At a Glance Contract Report for 214035/0001 - March 2019

Name or company name	MR KJ ALLEN
Contract type name	GDS Contract
Purpose of contract	General
Contract start date	01/04/2006
Contract end date	

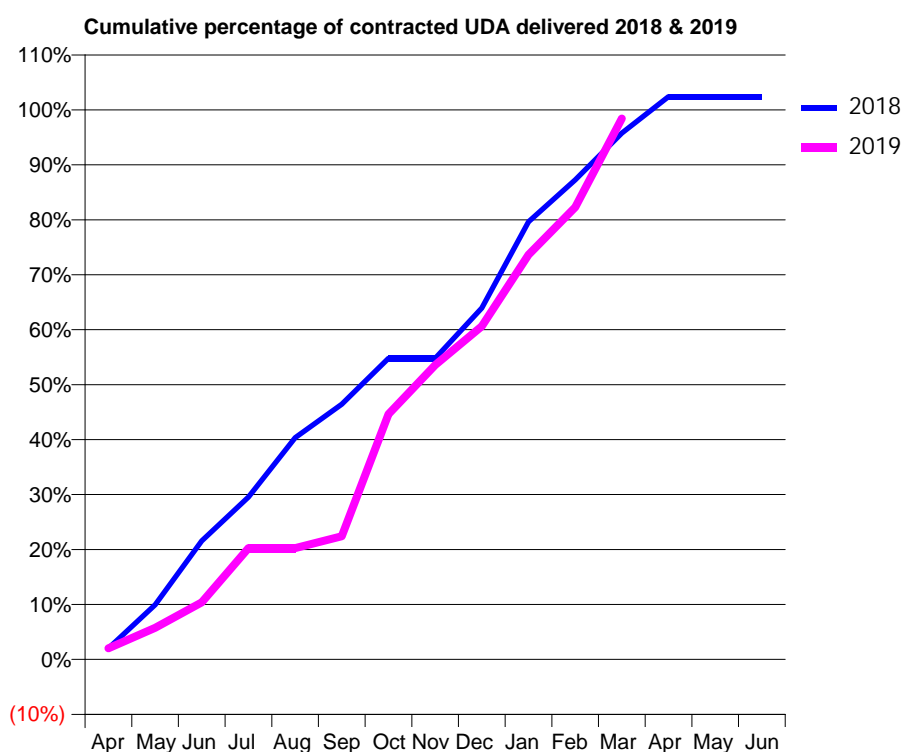
18/19 Contracted general activity (UDA)	694
Carry forward general activity (UDA)	-14
18/19 Contracted orthodontic activity (UOA)	0
Carry forward orthodontic activity (UOA)	0
Baseline contract value	£15,170.77

ACCESS*

Patients seen in 24 months	Total	Change since previous quarter
Quarter ending March 2018	212	
Quarter ending June 2018	205	↓
Quarter ending September 2018	206	→
Quarter ending December 2018	217	↑
Quarter ending March 2019	213	↓
Variance since March 2018	0.5%	→



ACTIVITY



Month	Adjusted Scheduled Activity (UDA)	
	2018	2019
April	14	14
May	69	40
June	150	72
July	205	141
August	280	141
September	322	156
October	380	310
November	380	372
December	444	421
January	553	511
February	606	571
March	665	683
April	711	
May	711	
June	711	

QUALITY

	Quantity	Base Number	Contract	AT	Region	England
% of FP17s for the same patient ID Re-attending within 3 months - Children	4	127	3.1%	10.3%	11.9%	11.8%
% of FP17s for the same patient ID Re-attending within 3 months - Adults	10	119	8.4%	16.0%	16.9%	15.7%
% of FP17s for the same patient ID Re-attending between 3 & 9 months - Children	54	127	42.5%	48.6%	48.9%	58.9%
% of FP17s for the same patient ID Re-attending between 3 & 9 months - Adults	61	119	51.3%	38.3%	38.9%	50.8%
% of FP17s for Band 1 Urgent Courses	5	231	2.2%	11.1%	10.7%	9.1%
% of FP17s Relating to Free Repair or Replacements	0	231	0.0%	0.5%	0.5%	0.8%
% of FP17s Relating to Continuations	0	231	0.0%	0.5%	0.7%	0.9%
% of Patients satisfied with the dentistry they have received	0	0	N/A	86.8%	89.1%	92.5%
% of Patients satisfied with the time they had to wait for an appointment	0	0	N/A	83.1%	83.1%	87.0%

* This is based on patients treated on this contract for their most recent course of treatment. Figures in italics indicate the base number of FP17s or Patient Questionnaire responses are less than 100. N/A is shown where the base number of responses is less than 10 during the period. % is calculated as Quantity/Base number*100

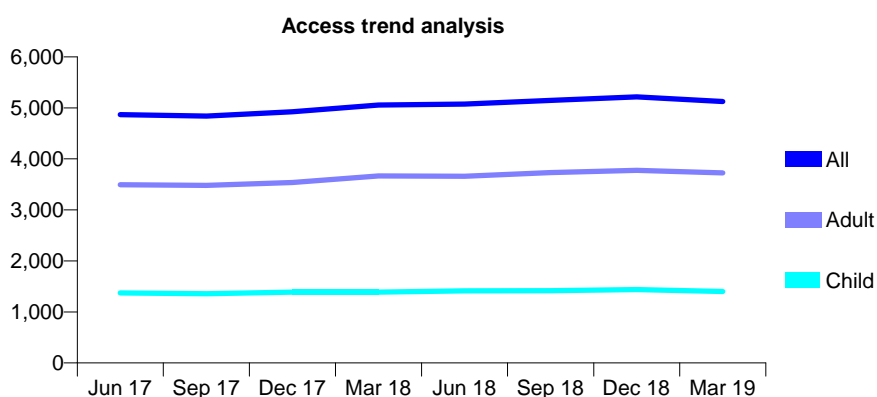
Q62 - Vital Signs At a Glance Contract Report for 215791/0001 - March 2019

Name or company name	Kylahsum King
Contract type name	GDS Contract
Purpose of contract	General
Contract start date	01/04/2006
Contract end date	

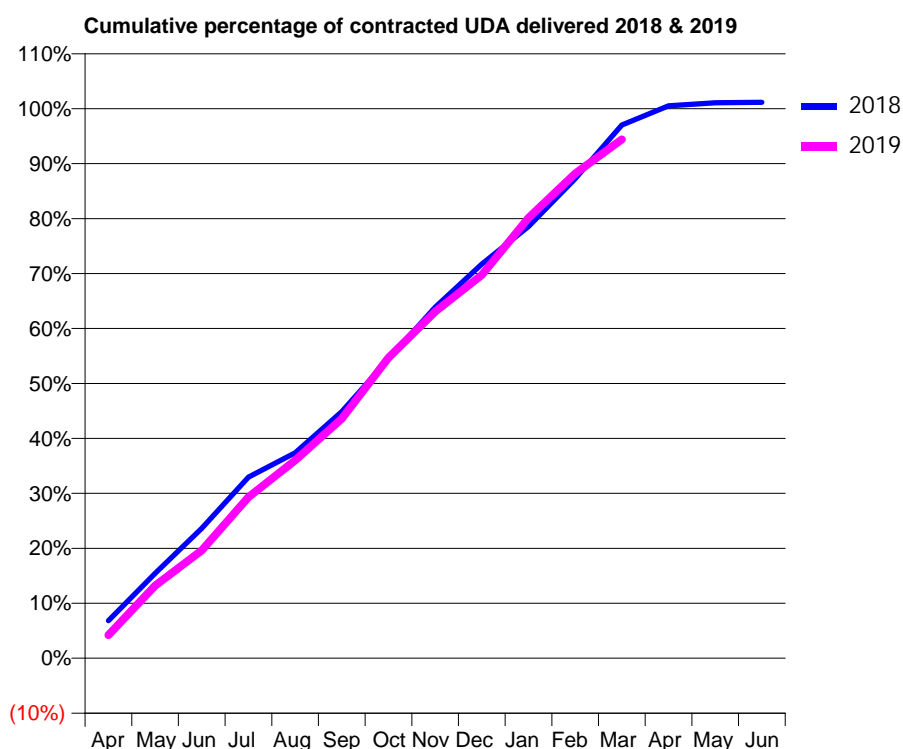
18/19 Contracted general activity (UDA)	14,636
Carry forward general activity (UDA)	-169
18/19 Contracted orthodontic activity (UOA)	0
Carry forward orthodontic activity (UOA)	0
Baseline contract value	£408,355.69

ACCESS*

Patients seen in 24 months	Total	Change since previous quarter
Quarter ending March 2018	5,055	
Quarter ending June 2018	5,074	→
Quarter ending September 2018	5,146	→
Quarter ending December 2018	5,215	→
Quarter ending March 2019	5,125	↓
Variance since March 2018	1.4%	→



ACTIVITY



Month	Adjusted Scheduled Activity (UDA)	
	2018	2019
April	1,001	617
May	2,262	1,933
June	3,461	2,870
July	4,825	4,288
August	5,472	5,270
September	6,564	6,381
October	7,964	8,004
November	9,351	9,228
December	10,498	10,208
January	11,498	11,728
February	12,771	12,909
March	14,200	13,818
April	14,711	
May	14,790	
June	14,805	

QUALITY

	Quantity	Base Number	Contract	AT	Region	England
% of FP17s for the same patient ID Re-attending within 3 months - Children	103	1,575	6.5%	10.3%	11.9%	11.8%
% of FP17s for the same patient ID Re-attending within 3 months - Adults	552	3,998	13.8%	16.0%	16.9%	15.7%
% of FP17s for the same patient ID Re-attending between 3 & 9 months - Children	582	1,575	37.0%	48.6%	48.9%	58.9%
% of FP17s for the same patient ID Re-attending between 3 & 9 months - Adults	1,501	3,998	37.5%	38.3%	38.9%	50.8%
% of FP17s for Band 1 Urgent Courses	447	5,334	8.4%	11.1%	10.7%	9.1%
% of FP17s Relating to Free Repair or Replacements	90	5,334	1.7%	0.5%	0.5%	0.8%
% of FP17s Relating to Continuations	51	5,334	1.0%	0.5%	0.7%	0.9%
% of Patients satisfied with the dentistry they have received	3	4	N/A	86.8%	89.1%	92.5%
% of Patients satisfied with the time they had to wait for an appointment	3	4	N/A	83.1%	83.1%	87.0%

* This is based on patients treated on this contract for their most recent course of treatment.

Figures in italics indicate the base number of FP17s or Patient Questionnaire responses are less than 100. N/A is shown where the base number of responses is less than 10 during the period. % is calculated as Quantity/Base number*100

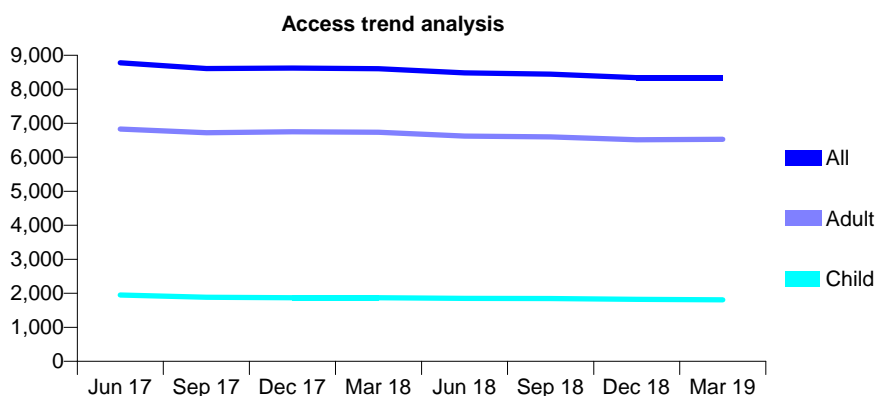
Q62 - Vital Signs At a Glance Contract Report for 222496/0001 - March 2019

Name or company name	MR RA RAEBURN
Contract type name	GDS Contract
Purpose of contract	General
Contract start date	01/04/2006
Contract end date	

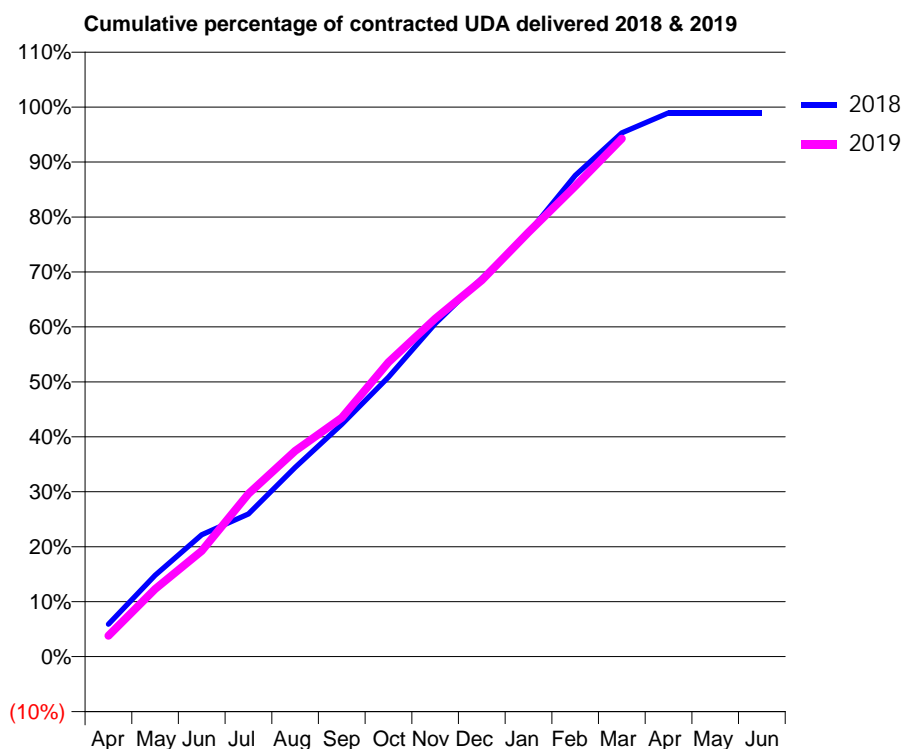
18/19 Contracted general activity (UDA)	25,353
Carry forward general activity (UDA)	266
18/19 Contracted orthodontic activity (UOA)	0
Carry forward orthodontic activity (UOA)	0
Baseline contract value	£636,099.36

ACCESS*

Patients seen in 24 months	Total	Change since previous quarter
Quarter ending March 2018	8,604	
Quarter ending June 2018	8,479	↓
Quarter ending September 2018	8,447	→
Quarter ending December 2018	8,339	↓
Quarter ending March 2019	8,342	→
Variance since March 2018	(3.0%)	↓



ACTIVITY



Month	Adjusted Scheduled Activity (UDA)	
	2018	2019
April	1,498	963
May	3,758	3,125
June	5,620	4,877
July	6,586	7,513
August	8,730	9,493
September	10,714	11,020
October	12,892	13,581
November	15,358	15,595
December	17,451	17,368
January	19,558	19,581
February	22,199	21,703
March	24,165	23,900
April	25,087	
May	25,087	
June	25,087	

QUALITY

	Quantity	Base Number	Contract	AT	Region	England
% of FP17s for the same patient ID Re-attending within 3 months - Children	252	2,726	9.2%	10.3%	11.9%	11.8%
% of FP17s for the same patient ID Re-attending within 3 months - Adults	1,811	9,404	19.3%	16.0%	16.9%	15.7%
% of FP17s for the same patient ID Re-attending between 3 & 9 months - Children	1,600	2,726	58.7%	48.6%	48.9%	58.9%
% of FP17s for the same patient ID Re-attending between 3 & 9 months - Adults	4,960	9,404	52.7%	38.3%	38.9%	50.8%
% of FP17s for Band 1 Urgent Courses	1,904	11,668	16.3%	11.1%	10.7%	9.1%
% of FP17s Relating to Free Repair or Replacements	197	11,668	1.7%	0.5%	0.5%	0.8%
% of FP17s Relating to Continuations	16	11,668	0.1%	0.5%	0.7%	0.9%
% of Patients satisfied with the dentistry they have received	4	4	N/A	86.8%	89.1%	92.5%
% of Patients satisfied with the time they had to wait for an appointment	4	4	N/A	83.1%	83.1%	87.0%

* This is based on patients treated on this contract for their most recent course of treatment. Figures in italics indicate the base number of FP17s or Patient Questionnaire responses are less than 100. N/A is shown where the base number of responses is less than 10 during the period. % is calculated as Quantity/Base number*100

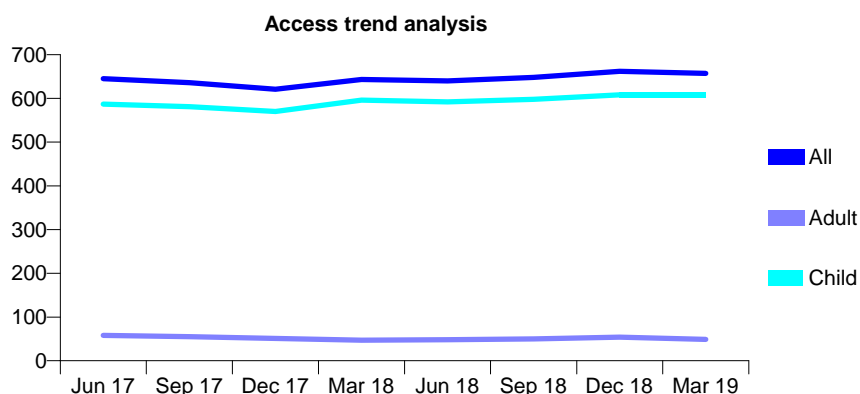
Q62 - Vital Signs At a Glance Contract Report for 224111/0001 - March 2019

Name or company name	MR MR PAREKH
Contract type name	GDS Contract
Purpose of contract	General
Contract start date	01/04/2006
Contract end date	

18/19 Contracted general activity (UDA)	1,003
Carry forward general activity (UDA)	0
18/19 Contracted orthodontic activity (UOA)	0
Carry forward orthodontic activity (UOA)	0
Baseline contract value	£28,972.42

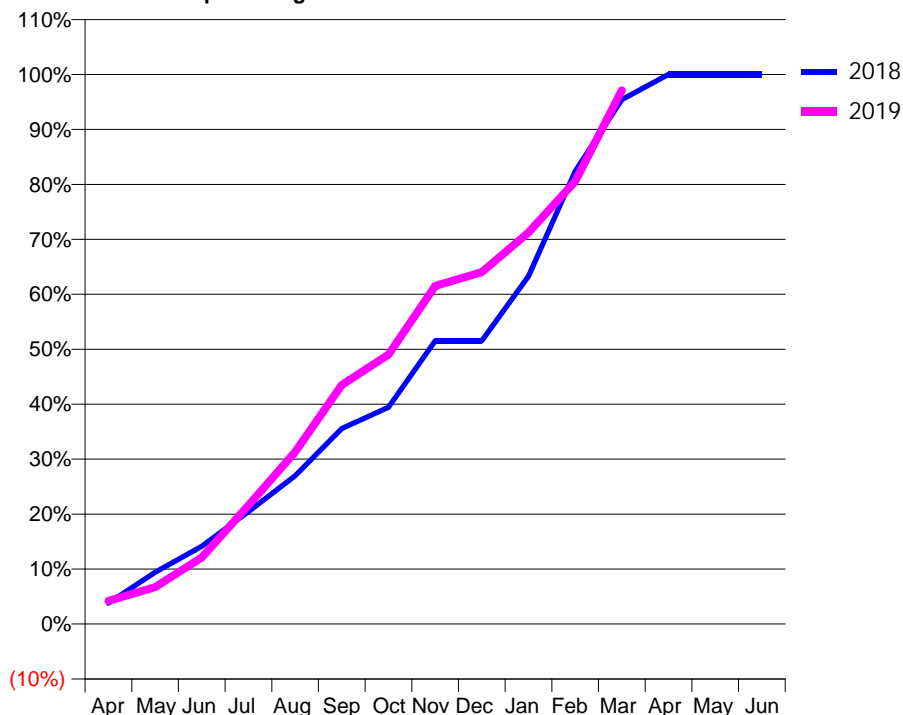
ACCESS*

Patients seen in 24 months	Total	Change since previous quarter
Quarter ending March 2018	643	
Quarter ending June 2018	640	→
Quarter ending September 2018	648	→
Quarter ending December 2018	662	↑
Quarter ending March 2019	657	→
Variance since March 2018	2.2%	↑



ACTIVITY

Cumulative percentage of contracted UDA delivered 2018 & 2019



Month	Adjusted Scheduled Activity (UDA)	
	2018	2019
April	38	42
May	95	67
June	142	121
July	205	217
August	271	314
September	357	436
October	396	492
November	517	617
December	517	642
January	635	715
February	826	808
March	957	974
April	1,003	
May	1,003	
June	1,003	

QUALITY

	Quantity	Base Number	Contract	AT	Region	England
% of FP17s for the same patient ID Re-attending within 3 months - Children	22	894	2.5%	10.3%	11.9%	11.8%
% of FP17s for the same patient ID Re-attending within 3 months - Adults	0	1	0.0%	16.0%	16.9%	15.7%
% of FP17s for the same patient ID Re-attending between 3 & 9 months - Children	594	894	66.4%	48.6%	48.9%	58.9%
% of FP17s for the same patient ID Re-attending between 3 & 9 months - Adults	1	1	100.0%	38.3%	38.9%	50.8%
% of FP17s for Band 1 Urgent Courses	15	857	1.8%	11.1%	10.7%	9.1%
% of FP17s Relating to Free Repair or Replacements	0	857	0.0%	0.5%	0.5%	0.8%
% of FP17s Relating to Continuations	2	857	0.2%	0.5%	0.7%	0.9%
% of Patients satisfied with the dentistry they have received	0	0	N/A	86.8%	89.1%	92.5%
% of Patients satisfied with the time they had to wait for an appointment	0	0	N/A	83.1%	83.1%	87.0%

* This is based on patients treated on this contract for their most recent course of treatment. Figures in italics indicate the base number of FP17s or Patient Questionnaire responses are less than 100. N/A is shown where the base number of responses is less than 10 during the period. % is calculated as Quantity/Base number*100

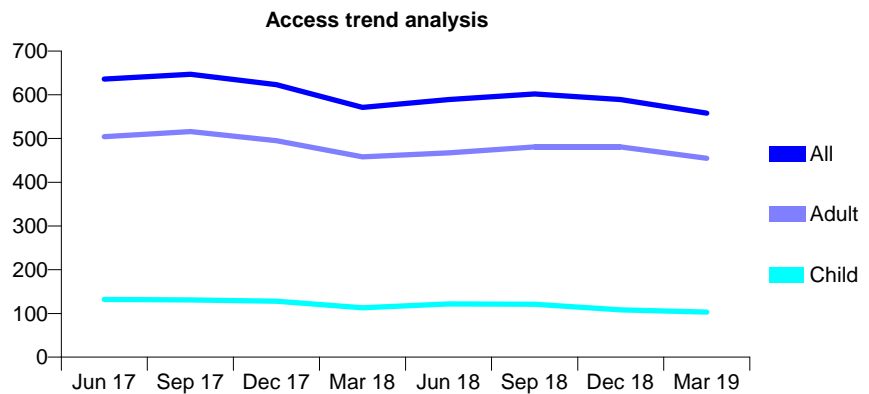
Q62 - Vital Signs At a Glance Contract Report for 224790/0002 - March 2019

Name or company name	RA KHAN
Contract type name	GDS Contract
Purpose of contract	General
Contract start date	01/12/2013
Contract end date	

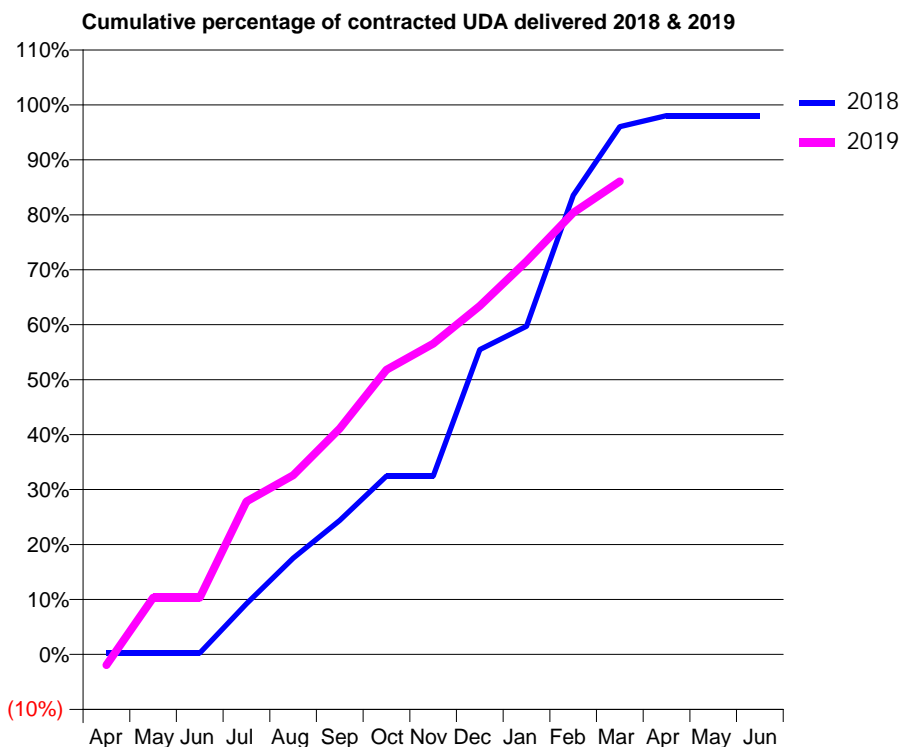
18/19 Contracted general activity (UDA)	2,396
Carry forward general activity (UDA)	47
18/19 Contracted orthodontic activity (UOA)	0
Carry forward orthodontic activity (UOA)	0
Baseline contract value	£70,628.33

ACCESS*

Patients seen in 24 months	Total	Change since previous quarter
Quarter ending March 2018	571	
Quarter ending June 2018	589	↑
Quarter ending September 2018	602	↑
Quarter ending December 2018	589	↓
Quarter ending March 2019	558	↓
Variance since March 2018	(2.3%)	↓



ACTIVITY



Month	Adjusted Scheduled Activity (UDA)	
	2018	2019
April	6	-47
May	6	247
June	6	247
July	220	666
August	420	781
September	585	984
October	778	1,241
November	778	1,355
December	1,329	1,519
January	1,431	1,714
February	2,002	1,926
March	2,301	2,062
April	2,349	
May	2,349	
June	2,349	

QUALITY

	Quantity	Base Number	Contract	AT	Region	England
% of FP17s for the same patient ID Re-attending within 3 months - Children	16	123	13.0%	10.3%	11.9%	11.8%
% of FP17s for the same patient ID Re-attending within 3 months - Adults	76	479	15.9%	16.0%	16.9%	15.7%
% of FP17s for the same patient ID Re-attending between 3 & 9 months - Children	42	123	34.1%	48.6%	48.9%	58.9%
% of FP17s for the same patient ID Re-attending between 3 & 9 months - Adults	122	479	25.5%	38.3%	38.9%	50.8%
% of FP17s for Band 1 Urgent Courses	39	590	6.6%	11.1%	10.7%	9.1%
% of FP17s Relating to Free Repair or Replacements	10	590	1.7%	0.5%	0.5%	0.8%
% of FP17s Relating to Continuations	1	590	0.2%	0.5%	0.7%	0.9%
% of Patients satisfied with the dentistry they have received	1	1	N/A	86.8%	89.1%	92.5%
% of Patients satisfied with the time they had to wait for an appointment	1	1	N/A	83.1%	83.1%	87.0%

* This is based on patients treated on this contract for their most recent course of treatment. Figures in italics indicate the base number of FP17s or Patient Questionnaire responses are less than 100. N/A is shown where the base number of responses is less than 10 during the period. % is calculated as Quantity/Base number*100

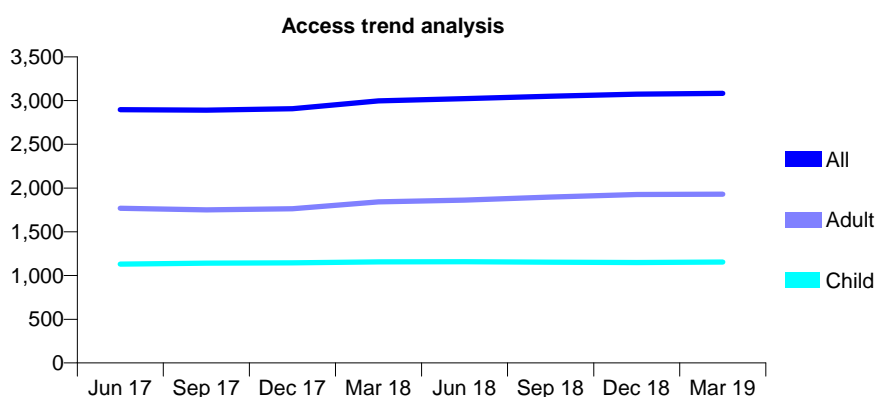
Q62 - Vital Signs At a Glance Contract Report for 228974/0002 - March 2019

Name or company name	Pitshanger Dental Care
Contract type name	GDS Contract
Purpose of contract	General
Contract start date	01/05/2009
Contract end date	

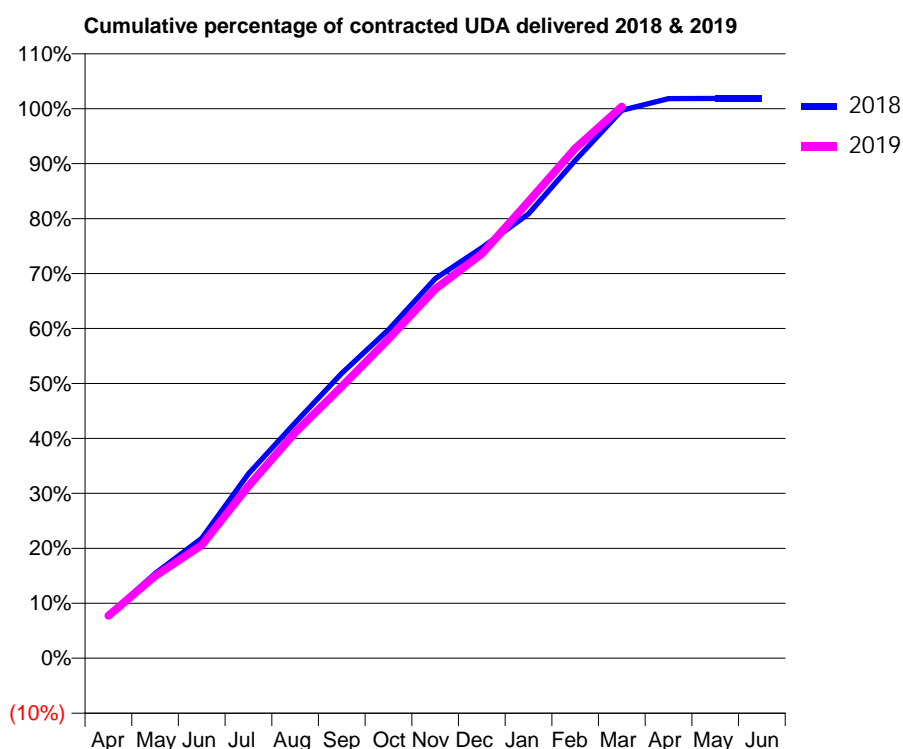
18/19 Contracted general activity (UDA)	6,134
Carry forward general activity (UDA)	-114
18/19 Contracted orthodontic activity (UOA)	0
Carry forward orthodontic activity (UOA)	0
Baseline contract value	£182,155.51

ACCESS*

Patients seen in 24 months	Total	Change since previous quarter
Quarter ending March 2018	2,996	
Quarter ending June 2018	3,022	→
Quarter ending September 2018	3,049	→
Quarter ending December 2018	3,074	→
Quarter ending March 2019	3,083	→
Variance since March 2018	2.9%	↑



ACTIVITY



Month	2018	2019
April	480	475
May	946	918
June	1,339	1,261
July	2,059	1,920
August	2,628	2,520
September	3,180	3,033
October	3,667	3,563
November	4,236	4,119
December	4,581	4,514
January	4,960	5,097
February	5,556	5,690
March	6,116	6,157
April	6,246	
May	6,248	
June	6,248	

QUALITY

	Quantity	Base Number	Contract	AT	Region	England
% of FP17s for the same patient ID Re-attending within 3 months - Children	64	1,242	5.2%	10.3%	11.9%	11.8%
% of FP17s for the same patient ID Re-attending within 3 months - Adults	331	2,240	14.8%	16.0%	16.9%	15.7%
% of FP17s for the same patient ID Re-attending between 3 & 9 months - Children	421	1,242	33.9%	48.6%	48.9%	58.9%
% of FP17s for the same patient ID Re-attending between 3 & 9 months - Adults	792	2,240	35.4%	38.3%	38.9%	50.8%
% of FP17s for Band 1 Urgent Courses	350	3,394	10.3%	11.1%	10.7%	9.1%
% of FP17s Relating to Free Repair or Replacements	29	3,394	0.9%	0.5%	0.5%	0.8%
% of FP17s Relating to Continuations	35	3,394	1.0%	0.5%	0.7%	0.9%
% of Patients satisfied with the dentistry they have received	2	3	N/A	86.8%	89.1%	92.5%
% of Patients satisfied with the time they had to wait for an appointment	3	3	N/A	83.1%	83.1%	87.0%

* This is based on patients treated on this contract for their most recent course of treatment.

Figures in italics indicate the base number of FP17s or Patient Questionnaire responses are less than 100. N/A is shown where the base number of responses is less than 10 during the period. % is calculated as Quantity/Base number*100

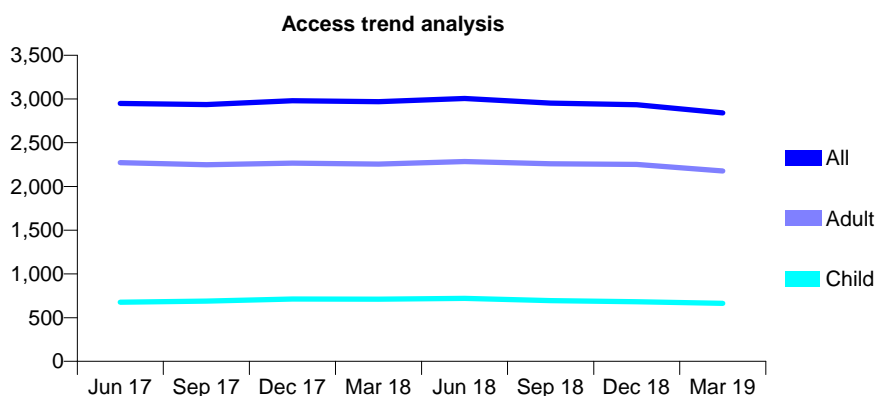
Q62 - Vital Signs At a Glance Contract Report for 232343/0001 - March 2019

Name or company name	Apple Dental Care
Contract type name	GDS Contract
Purpose of contract	General
Contract start date	01/04/2006
Contract end date	

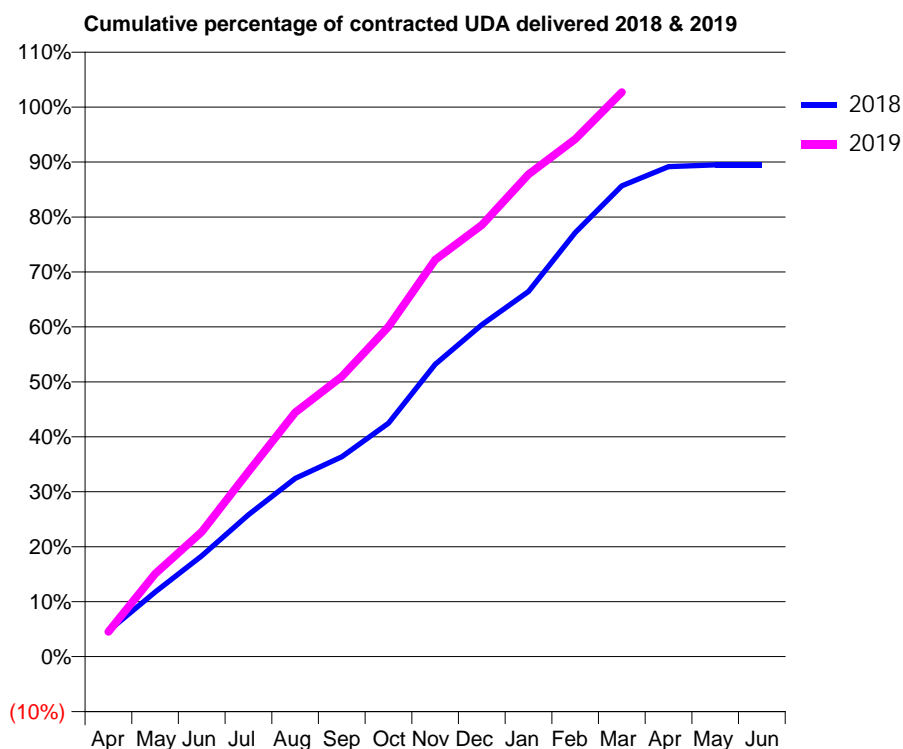
18/19 Contracted general activity (UDA)	10,657
Carry forward general activity (UDA)	0
18/19 Contracted orthodontic activity (UOA)	0
Carry forward orthodontic activity (UOA)	0
Baseline contract value	£354,309.91

ACCESS*

Patients seen in 24 months	Total	Change since previous quarter
Quarter ending March 2018	2,969	
Quarter ending June 2018	3,005	→
Quarter ending September 2018	2,954	↓
Quarter ending December 2018	2,935	→
Quarter ending March 2019	2,840	↓
Variance since March 2018	(4.3%)	↓



ACTIVITY



Month	Adjusted Scheduled Activity (UDA)	
	2018	2019
April	499	481
May	1,253	1,608
June	1,955	2,419
July	2,754	3,585
August	3,455	4,734
September	3,877	5,429
October	4,528	6,400
November	5,669	7,696
December	6,435	8,371
January	7,082	9,352
February	8,223	10,037
March	9,131	10,942
April	9,503	
May	9,536	
June	9,536	

QUALITY

	Quantity	Base Number	Contract	AT	Region	England
% of FP17s for the same patient ID Re-attending within 3 months - Children	88	857	10.3%	10.3%	11.9%	11.8%
% of FP17s for the same patient ID Re-attending within 3 months - Adults	660	2,729	24.2%	16.0%	16.9%	15.7%
% of FP17s for the same patient ID Re-attending between 3 & 9 months - Children	415	857	48.4%	48.6%	48.9%	58.9%
% of FP17s for the same patient ID Re-attending between 3 & 9 months - Adults	933	2,729	34.2%	38.3%	38.9%	50.8%
% of FP17s for Band 1 Urgent Courses	881	3,443	25.6%	11.1%	10.7%	9.1%
% of FP17s Relating to Free Repair or Replacements	25	3,443	0.7%	0.5%	0.5%	0.8%
% of FP17s Relating to Continuations	2	3,443	0.1%	0.5%	0.7%	0.9%
% of Patients satisfied with the dentistry they have received	0	0	N/A	86.8%	89.1%	92.5%
% of Patients satisfied with the time they had to wait for an appointment	0	0	N/A	83.1%	83.1%	87.0%

* This is based on patients treated on this contract for their most recent course of treatment. Figures in italics indicate the base number of FP17s or Patient Questionnaire responses are less than 100. N/A is shown where the base number of responses is less than 10 during the period. % is calculated as Quantity/Base number*100

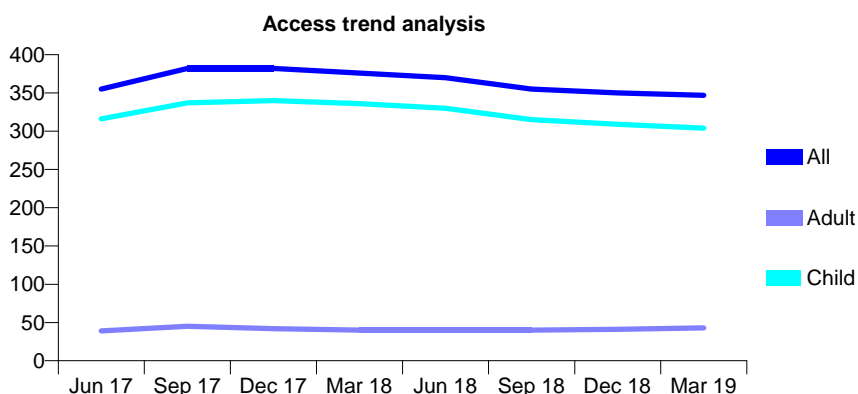
Q62 - Vital Signs At a Glance Contract Report for 239720/0001 - March 2019

Name or company name	MR A EGHBAL OMIDI
Contract type name	GDS Contract
Purpose of contract	General
Contract start date	01/04/2006
Contract end date	

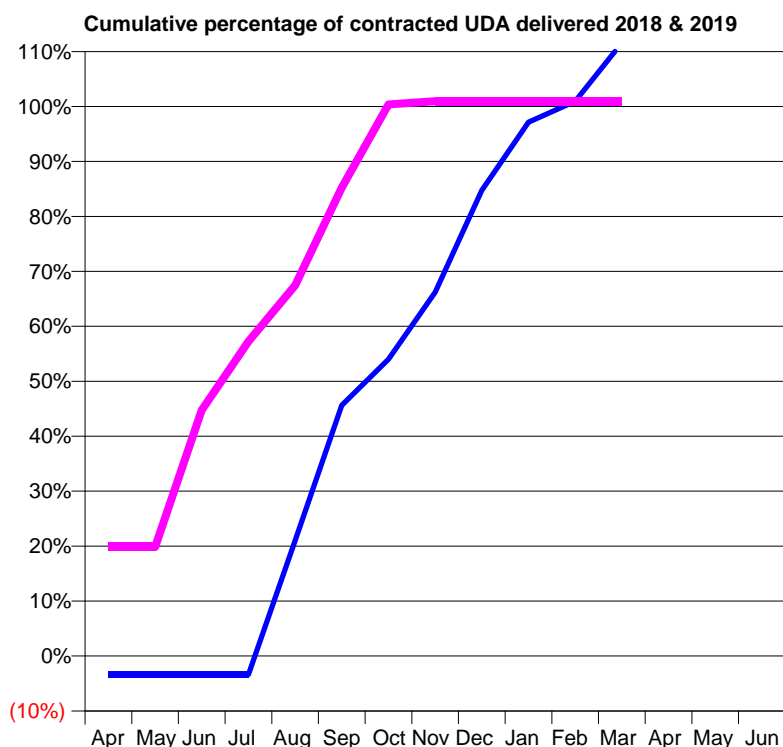
18/19 Contracted general activity (UDA)	680
Carry forward general activity (UDA)	-14
18/19 Contracted orthodontic activity (UOA)	0
Carry forward orthodontic activity (UOA)	0
Baseline contract value	£18,584.78

ACCESS*

Patients seen in 24 months	Total	Change since previous quarter
Quarter ending March 2018	376	
Quarter ending June 2018	370	↓
Quarter ending September 2018	355	↓
Quarter ending December 2018	350	↓
Quarter ending March 2019	347	→
Variance since March 2018	(7.7%)	↓



ACTIVITY



Month	Adjusted Scheduled Activity (UDA)	
	2018	2019
April	-23	135
May	-23	135
June	-23	304
July	-23	389
August	143	459
September	310	580
October	367	683
November	450	687
December	576	687
January	660	687
February	686	687
March	759	687
April	774	
May	774	
June	774	

QUALITY

	Quantity	Base Number	Contract	AT	Region	England
% of FP17s for the same patient ID Re-attending within 3 months - Children	12	258	4.7%	10.3%	11.9%	11.8%
% of FP17s for the same patient ID Re-attending within 3 months - Adults	1	12	8.3%	16.0%	16.9%	15.7%
% of FP17s for the same patient ID Re-attending between 3 & 9 months - Children	135	258	52.3%	48.6%	48.9%	58.9%
% of FP17s for the same patient ID Re-attending between 3 & 9 months - Adults	8	12	66.7%	38.3%	38.9%	50.8%
% of FP17s for Band 1 Urgent Courses	3	263	1.1%	11.1%	10.7%	9.1%
% of FP17s Relating to Free Repair or Replacements	0	263	0.0%	0.5%	0.5%	0.8%
% of FP17s Relating to Continuations	0	263	0.0%	0.5%	0.7%	0.9%
% of Patients satisfied with the dentistry they have received	0	0	N/A	86.8%	89.1%	92.5%
% of Patients satisfied with the time they had to wait for an appointment	0	0	N/A	83.1%	83.1%	87.0%

* This is based on patients treated on this contract for their most recent course of treatment. Figures in italics indicate the base number of FP17s or Patient Questionnaire responses are less than 100. N/A is shown where the base number of responses is less than 10 during the period. % is calculated as Quantity/Base number*100

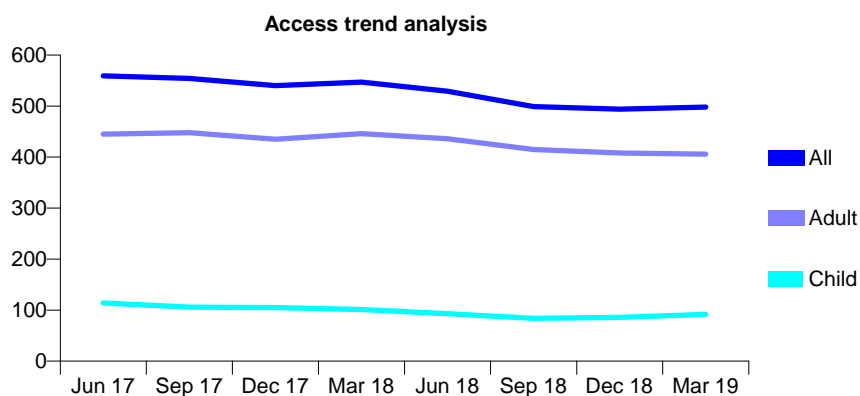
Q62 - Vital Signs At a Glance Contract Report for 239976/0002 - March 2019

Name or company name	MR WA TOWOLAWI
Contract type name	GDS Contract
Purpose of contract	General
Contract start date	01/04/2006
Contract end date	

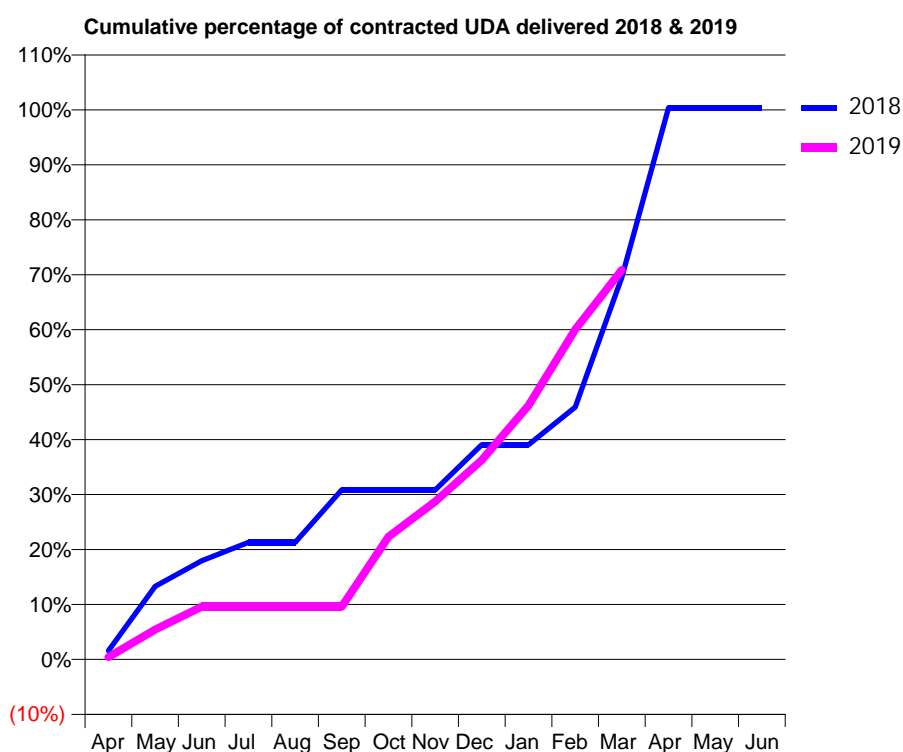
18/19 Contracted general activity (UDA)	1,685
Carry forward general activity (UDA)	-7
18/19 Contracted orthodontic activity (UOA)	0
Carry forward orthodontic activity (UOA)	0
Baseline contract value	£52,631.41

ACCESS*

Patients seen in 24 months	Total	Change since previous quarter
Quarter ending March 2018	547	
Quarter ending June 2018	529	↓
Quarter ending September 2018	499	↓
Quarter ending December 2018	494	↓
Quarter ending March 2019	498	→
Variance since March 2018	(9.0%)	↓



ACTIVITY



Month	Adjusted Scheduled Activity (UDA)	
	2018	2019
April	27	7
May	224	92
June	302	162
July	359	162
August	359	162
September	520	162
October	520	376
November	520	484
December	659	611
January	659	779
February	774	1,012
March	1,172	1,194
April	1,692	
May	1,692	
June	1,692	

QUALITY

	Quantity	Base Number	Contract	AT	Region	England
% of FP17s for the same patient ID Re-attending within 3 months - Children	9	102	8.8%	10.3%	11.9%	11.8%
% of FP17s for the same patient ID Re-attending within 3 months - Adults	97	426	22.8%	16.0%	16.9%	15.7%
% of FP17s for the same patient ID Re-attending between 3 & 9 months - Children	18	102	17.6%	48.6%	48.9%	58.9%
% of FP17s for the same patient ID Re-attending between 3 & 9 months - Adults	83	426	19.5%	38.3%	38.9%	50.8%
% of FP17s for Band 1 Urgent Courses	135	404	33.4%	11.1%	10.7%	9.1%
% of FP17s Relating to Free Repair or Replacements	0	404	0.0%	0.5%	0.5%	0.8%
% of FP17s Relating to Continuations	0	404	0.0%	0.5%	0.7%	0.9%
% of Patients satisfied with the dentistry they have received	0	1	N/A	86.8%	89.1%	92.5%
% of Patients satisfied with the time they had to wait for an appointment	1	1	N/A	83.1%	83.1%	87.0%

* This is based on patients treated on this contract for their most recent course of treatment. Figures in italics indicate the base number of FP17s or Patient Questionnaire responses are less than 100. N/A is shown where the base number of responses is less than 10 during the period. % is calculated as Quantity/Base number*100

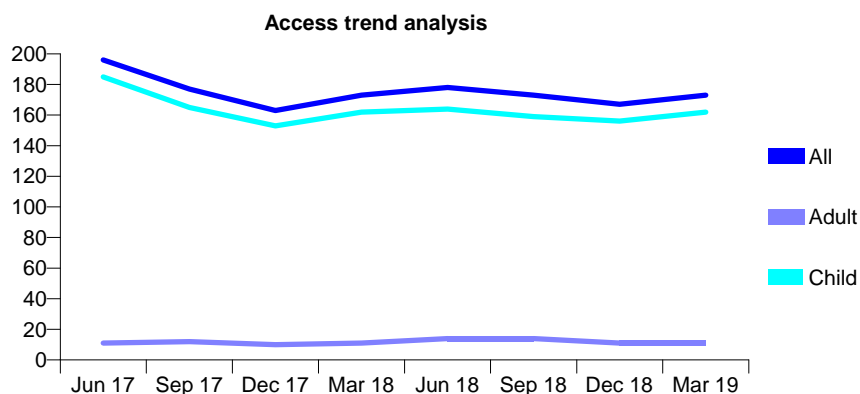
Q62 - Vital Signs At a Glance Contract Report for 245976/0001 - March 2019

Name or company name	MISS Y LIU
Contract type name	GDS Contract
Purpose of contract	General
Contract start date	01/04/2006
Contract end date	

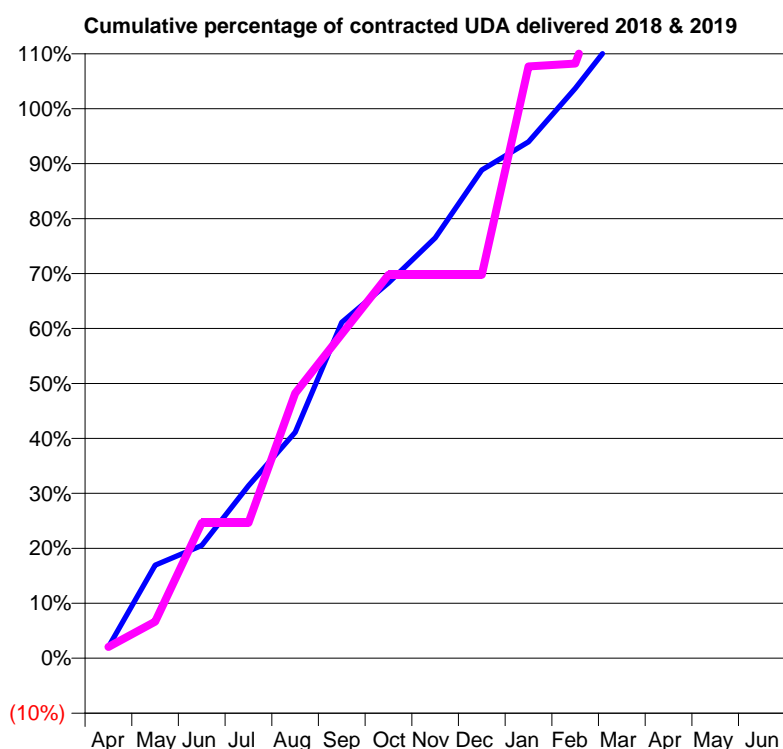
18/19 Contracted general activity (UDA)	195
Carry forward general activity (UDA)	-4
18/19 Contracted orthodontic activity (UOA)	0
Carry forward orthodontic activity (UOA)	0
Baseline contract value	£3,612.56

ACCESS*

Patients seen in 24 months	Total	Change since previous quarter
Quarter ending March 2018	173	
Quarter ending June 2018	178	↑
Quarter ending September 2018	173	↓
Quarter ending December 2018	167	↓
Quarter ending March 2019	173	↑
Variance since March 2018	0.0%	→



ACTIVITY



Adjusted Scheduled Activity (UDA)		
Month	2018	2019
April	4	4
May	33	13
June	40	48
July	61	48
August	80	94
September	119	115
October	133	136
November	149	136
December	173	136
January	183	210
February	202	211
March	223	255
April	266	
May	284	
June	284	

QUALITY

	Quantity	Base Number	Contract	AT	Region	England
% of FP17s for the same patient ID Re-attending within 3 months - Children	18	258	7.0%	10.3%	11.9%	11.8%
% of FP17s for the same patient ID Re-attending within 3 months - Adults	0	0	N/A	16.0%	16.9%	15.7%
% of FP17s for the same patient ID Re-attending between 3 & 9 months - Children	143	258	55.4%	48.6%	48.9%	58.9%
% of FP17s for the same patient ID Re-attending between 3 & 9 months - Adults	0	0	N/A	38.3%	38.9%	50.8%
% of FP17s for Band 1 Urgent Courses	0	208	0.0%	11.1%	10.7%	9.1%
% of FP17s Relating to Free Repair or Replacements	0	208	0.0%	0.5%	0.5%	0.8%
% of FP17s Relating to Continuations	0	208	0.0%	0.5%	0.7%	0.9%
% of Patients satisfied with the dentistry they have received	0	0	N/A	86.8%	89.1%	92.5%
% of Patients satisfied with the time they had to wait for an appointment	0	0	N/A	83.1%	83.1%	87.0%

* This is based on patients treated on this contract for their most recent course of treatment.

Figures in italics indicate the base number of FP17s or Patient Questionnaire responses are less than 100. N/A is shown where the base number of responses is less than 10 during the period. % is calculated as Quantity/Base number*100

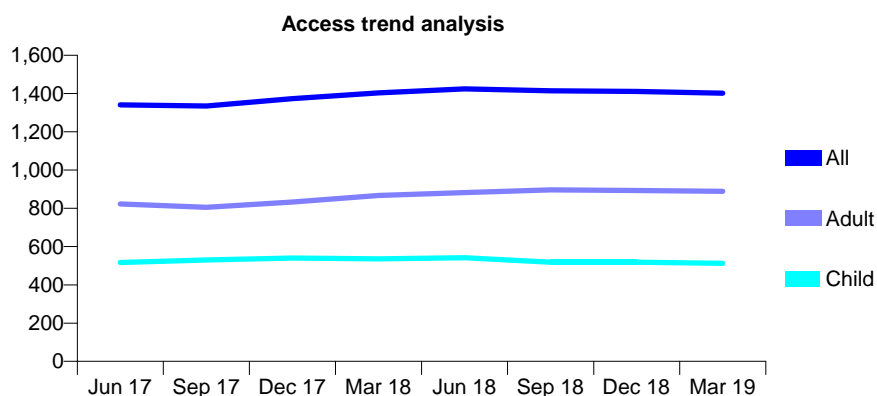
Q62 - Vital Signs At a Glance Contract Report for 250562/0001 - March 2019

Name or company name	MRS R KUNWARDIA
Contract type name	GDS Contract
Purpose of contract	General
Contract start date	01/04/2006
Contract end date	

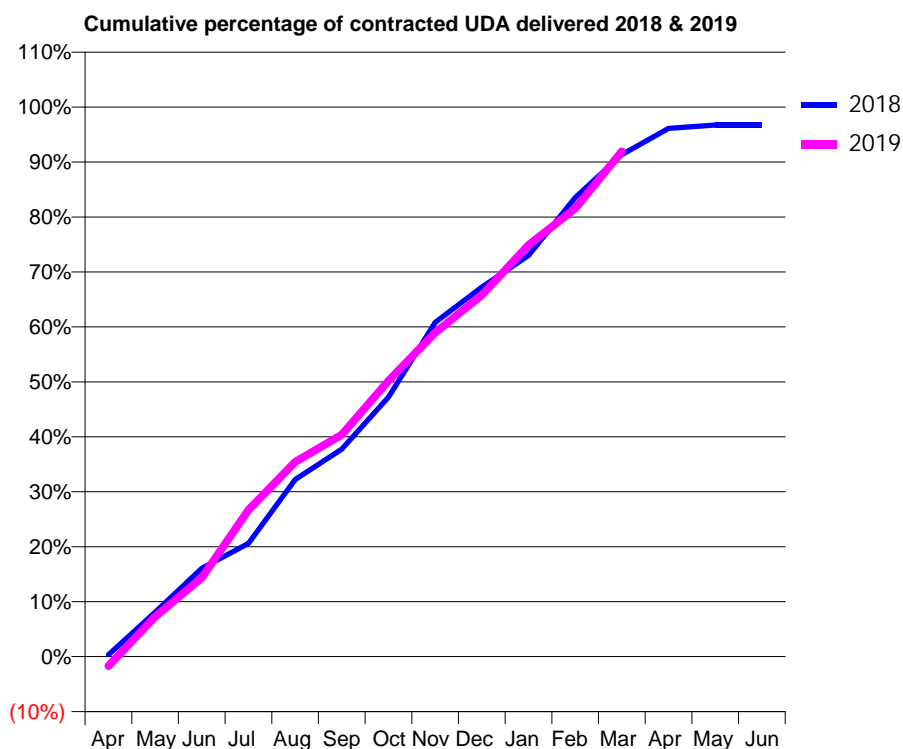
18/19 Contracted general activity (UDA)	2,910
Carry forward general activity (UDA)	96
18/19 Contracted orthodontic activity (UOA)	0
Carry forward orthodontic activity (UOA)	0
Baseline contract value	£82,416.68

ACCESS*

Patients seen in 24 months	Total	Change since previous quarter
Quarter ending March 2018	1,403	
Quarter ending June 2018	1,424	→
Quarter ending September 2018	1,414	→
Quarter ending December 2018	1,411	→
Quarter ending March 2019	1,402	→
Variance since March 2018	(0.1%)	→



ACTIVITY



Month	Adjusted Scheduled Activity (UDA)	
	2018	2019
April	9	-50
May	236	211
June	467	418
July	600	776
August	938	1,032
September	1,099	1,175
October	1,375	1,460
November	1,770	1,716
December	1,956	1,914
January	2,124	2,180
February	2,431	2,373
March	2,658	2,675
April	2,797	
May	2,814	
June	2,814	

QUALITY

	Quantity	Base Number	Contract	AT	Region	England
% of FP17s for the same patient ID Re-attending within 3 months - Children	15	694	2.2%	10.3%	11.9%	11.8%
% of FP17s for the same patient ID Re-attending within 3 months - Adults	67	980	6.8%	16.0%	16.9%	15.7%
% of FP17s for the same patient ID Re-attending between 3 & 9 months - Children	437	694	63.0%	48.6%	48.9%	58.9%
% of FP17s for the same patient ID Re-attending between 3 & 9 months - Adults	472	980	48.2%	38.3%	38.9%	50.8%
% of FP17s for Band 1 Urgent Courses	137	1,587	8.6%	11.1%	10.7%	9.1%
% of FP17s Relating to Free Repair or Replacements	16	1,587	1.0%	0.5%	0.5%	0.8%
% of FP17s Relating to Continuations	2	1,587	0.1%	0.5%	0.7%	0.9%
% of Patients satisfied with the dentistry they have received	0	0	N/A	86.8%	89.1%	92.5%
% of Patients satisfied with the time they had to wait for an appointment	0	0	N/A	83.1%	83.1%	87.0%

* This is based on patients treated on this contract for their most recent course of treatment. Figures in italics indicate the base number of FP17s or Patient Questionnaire responses are less than 100. N/A is shown where the base number of responses is less than 10 during the period. % is calculated as Quantity/Base number*100

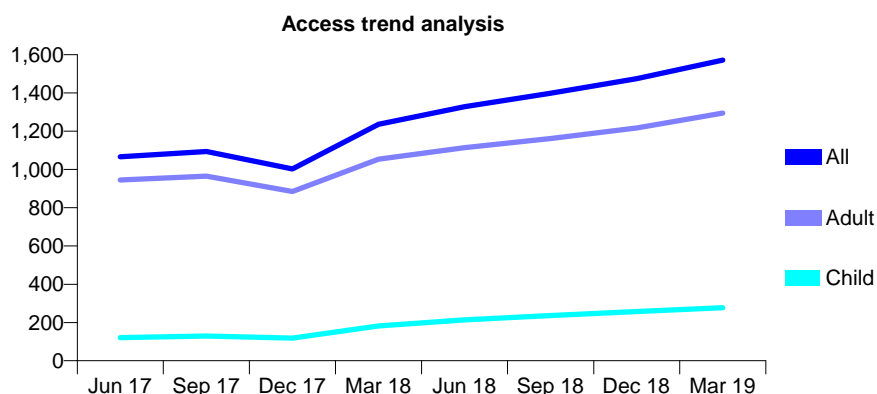
Q62 - Vital Signs At a Glance Contract Report for 251267/0001 - March 2019

Name or company name	MR HS MAUDUDI
Contract type name	GDS Contract
Purpose of contract	General
Contract start date	01/04/2006
Contract end date	

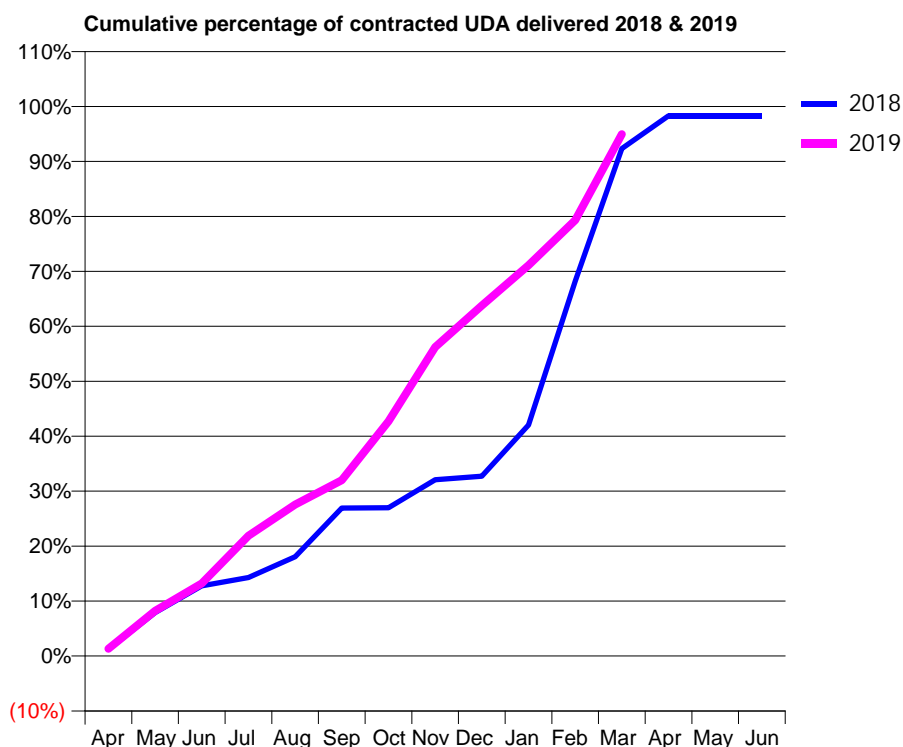
18/19 Contracted general activity (UDA)	4,500
Carry forward general activity (UDA)	44
18/19 Contracted orthodontic activity (UOA)	0
Carry forward orthodontic activity (UOA)	0
Baseline contract value	£114,390.00

ACCESS*

Patients seen in 24 months	Total	Change since previous quarter
Quarter ending March 2018	1,236	
Quarter ending June 2018	1,328	↑
Quarter ending September 2018	1,398	↑
Quarter ending December 2018	1,474	↑
Quarter ending March 2019	1,572	↑
Variance since March 2018	27.2%	↑



ACTIVITY



Month	Adjusted Scheduled Activity (UDA)	
	2018	2019
April	32	59
May	203	370
June	328	594
July	366	985
August	464	1,241
September	691	1,440
October	692	1,922
November	823	2,530
December	840	2,869
January	1,079	3,199
February	1,751	3,569
March	2,369	4,273
April	2,522	
May	2,522	
June	2,522	

QUALITY

	Quantity	Base Number	Contract	AT	Region	England
% of FP17s for the same patient ID Re-attending within 3 months - Children	14	259	5.4%	10.3%	11.9%	11.8%
% of FP17s for the same patient ID Re-attending within 3 months - Adults	89	1,091	8.2%	16.0%	16.9%	15.7%
% of FP17s for the same patient ID Re-attending between 3 & 9 months - Children	40	259	15.4%	48.6%	48.9%	58.9%
% of FP17s for the same patient ID Re-attending between 3 & 9 months - Adults	208	1,091	19.1%	38.3%	38.9%	50.8%
% of FP17s for Band 1 Urgent Courses	145	1,305	11.1%	11.1%	10.7%	9.1%
% of FP17s Relating to Free Repair or Replacements	6	1,305	0.5%	0.5%	0.5%	0.8%
% of FP17s Relating to Continuations	2	1,305	0.2%	0.5%	0.7%	0.9%
% of Patients satisfied with the dentistry they have received	1	1	N/A	86.8%	89.1%	92.5%
% of Patients satisfied with the time they had to wait for an appointment	1	1	N/A	83.1%	83.1%	87.0%

* This is based on patients treated on this contract for their most recent course of treatment. Figures in italics indicate the base number of FP17s or Patient Questionnaire responses are less than 100. N/A is shown where the base number of responses is less than 10 during the period. % is calculated as Quantity/Base number*100

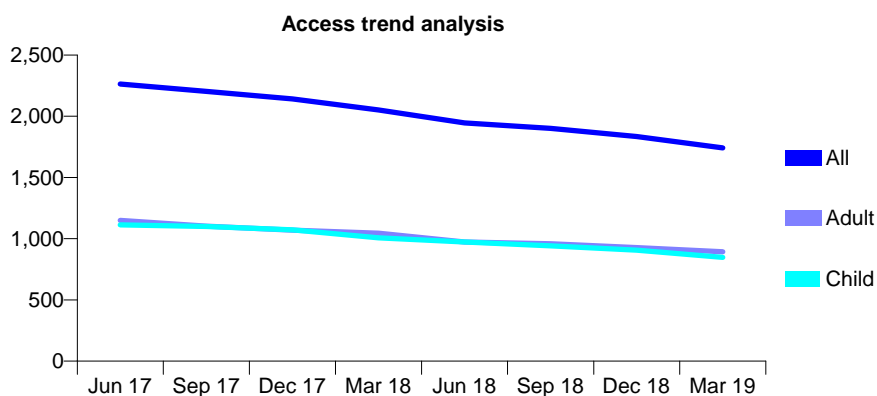
Q62 - Vital Signs At a Glance Contract Report for 251305/0001 - March 2019

Name or company name	MISS V IZADPANAHI
Contract type name	GDS Contract
Purpose of contract	General
Contract start date	01/04/2010
Contract end date	

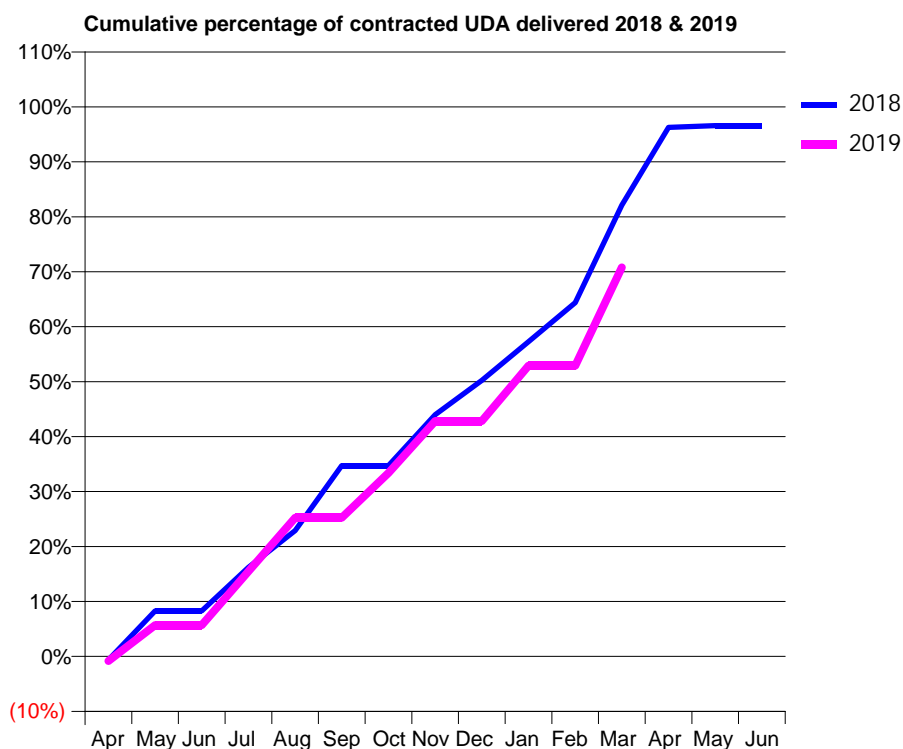
18/19 Contracted general activity (UDA)	7,829
Carry forward general activity (UDA)	268
18/19 Contracted orthodontic activity (UOA)	0
Carry forward orthodontic activity (UOA)	0
Baseline contract value	£225,178.74

ACCESS*

Patients seen in 24 months	Total	Change since previous quarter
Quarter ending March 2018	2,052	
Quarter ending June 2018	1,946	↓
Quarter ending September 2018	1,901	↓
Quarter ending December 2018	1,835	↓
Quarter ending March 2019	1,742	↓
Variance since March 2018	(15.1%)	↓



ACTIVITY



Month	Adjusted Scheduled Activity (UDA)	
	2018	2019
April	-51	-66
May	649	446
June	649	446
July	1,269	1,211
August	1,795	1,975
September	2,719	1,975
October	2,719	2,615
November	3,444	3,352
December	3,932	3,352
January	4,482	4,143
February	5,040	4,143
March	6,428	5,541
April	7,536	
May	7,561	
June	7,561	

QUALITY

	Quantity	Base Number	Contract	AT	Region	England
% of FP17s for the same patient ID Re-attending within 3 months - Children	40	864	4.6%	10.3%	11.9%	11.8%
% of FP17s for the same patient ID Re-attending within 3 months - Adults	95	846	11.2%	16.0%	16.9%	15.7%
% of FP17s for the same patient ID Re-attending between 3 & 9 months - Children	429	864	49.7%	48.6%	48.9%	58.9%
% of FP17s for the same patient ID Re-attending between 3 & 9 months - Adults	363	846	42.9%	38.3%	38.9%	50.8%
% of FP17s for Band 1 Urgent Courses	152	1,561	9.7%	11.1%	10.7%	9.1%
% of FP17s Relating to Free Repair or Replacements	1	1,561	0.1%	0.5%	0.5%	0.8%
% of FP17s Relating to Continuations	1	1,561	0.1%	0.5%	0.7%	0.9%
% of Patients satisfied with the dentistry they have received	1	1	N/A	86.8%	89.1%	92.5%
% of Patients satisfied with the time they had to wait for an appointment	1	1	N/A	83.1%	83.1%	87.0%

* This is based on patients treated on this contract for their most recent course of treatment. Figures in italics indicate the base number of FP17s or Patient Questionnaire responses are less than 100. N/A is shown where the base number of responses is less than 10 during the period. % is calculated as Quantity/Base number*100

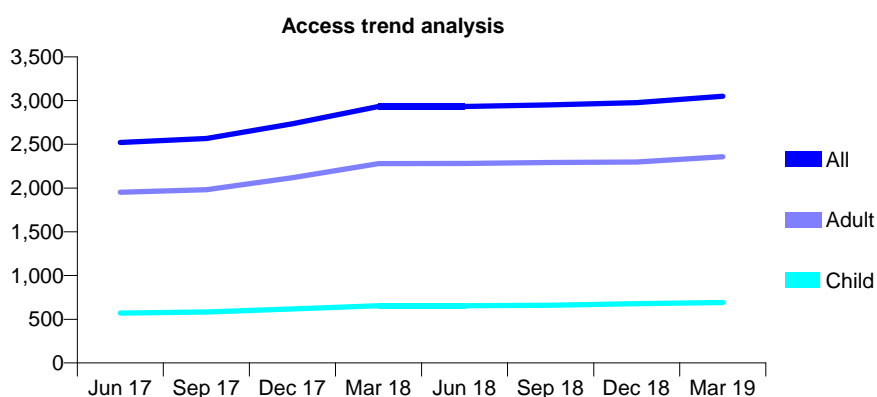
Q62 - Vital Signs At a Glance Contract Report for 254231/0001 - March 2019

Name or company name	MR SH PEZESHKI
Contract type name	GDS Contract
Purpose of contract	General
Contract start date	04/01/2010
Contract end date	

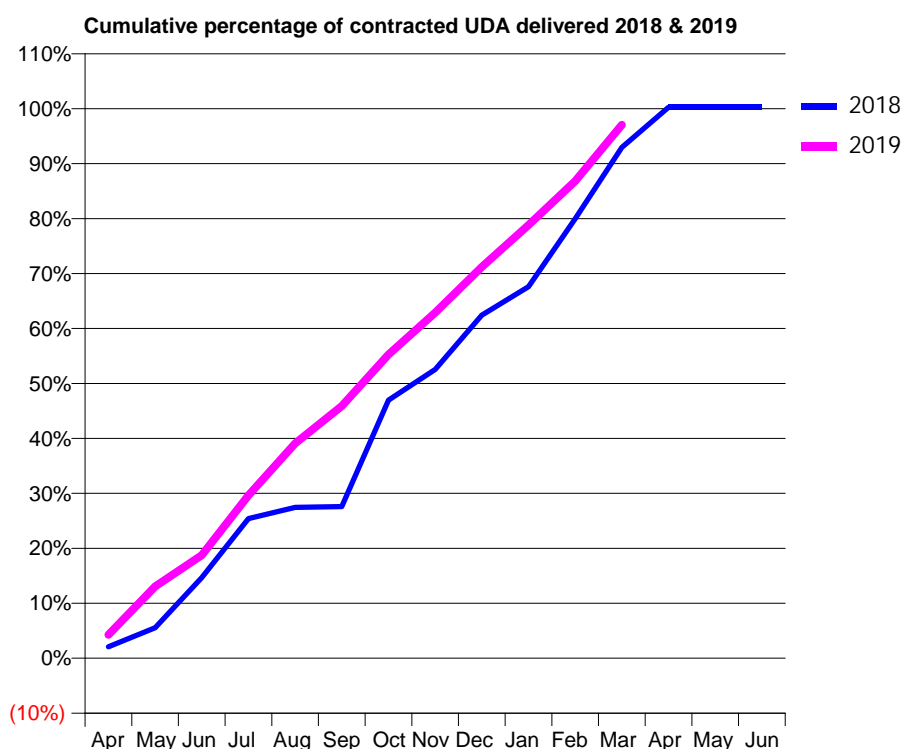
18/19 Contracted general activity (UDA)	8,200
Carry forward general activity (UDA)	-21
18/19 Contracted orthodontic activity (UOA)	0
Carry forward orthodontic activity (UOA)	0
Baseline contract value	£234,448.96

ACCESS*

Patients seen in 24 months	Total	Change since previous quarter
Quarter ending March 2018	2,933	
Quarter ending June 2018	2,934	→
Quarter ending September 2018	2,952	→
Quarter ending December 2018	2,976	→
Quarter ending March 2019	3,050	↑
Variance since March 2018	4.0%	↑



ACTIVITY



Adjusted Scheduled Activity (UDA)		
Month	2018	2019
April	171	350
May	454	1,071
June	1,202	1,537
July	2,085	2,432
August	2,251	3,206
September	2,264	3,761
October	3,851	4,532
November	4,309	5,156
December	5,118	5,838
January	5,546	6,464
February	6,559	7,121
March	7,622	7,958
April	8,221	
May	8,221	
June	8,221	

QUALITY

	Quantity	Base Number	Contract	AT	Region	England
% of FP17s for the same patient ID Re-attending within 3 months - Children	70	704	9.9%	10.3%	11.9%	11.8%
% of FP17s for the same patient ID Re-attending within 3 months - Adults	397	2,284	17.4%	16.0%	16.9%	15.7%
% of FP17s for the same patient ID Re-attending between 3 & 9 months - Children	249	704	35.4%	48.6%	48.9%	58.9%
% of FP17s for the same patient ID Re-attending between 3 & 9 months - Adults	718	2,284	31.4%	38.3%	38.9%	50.8%
% of FP17s for Band 1 Urgent Courses	453	2,847	15.9%	11.1%	10.7%	9.1%
% of FP17s Relating to Free Repair or Replacements	10	2,847	0.4%	0.5%	0.5%	0.8%
% of FP17s Relating to Continuations	40	2,847	1.4%	0.5%	0.7%	0.9%
% of Patients satisfied with the dentistry they have received	0	0	N/A	86.8%	89.1%	92.5%
% of Patients satisfied with the time they had to wait for an appointment	0	0	N/A	83.1%	83.1%	87.0%

* This is based on patients treated on this contract for their most recent course of treatment.

Figures in italics indicate the base number of FP17s or Patient Questionnaire responses are less than 100. N/A is shown where the base number of responses is less than 10 during the period. % is calculated as Quantity/Base number*100

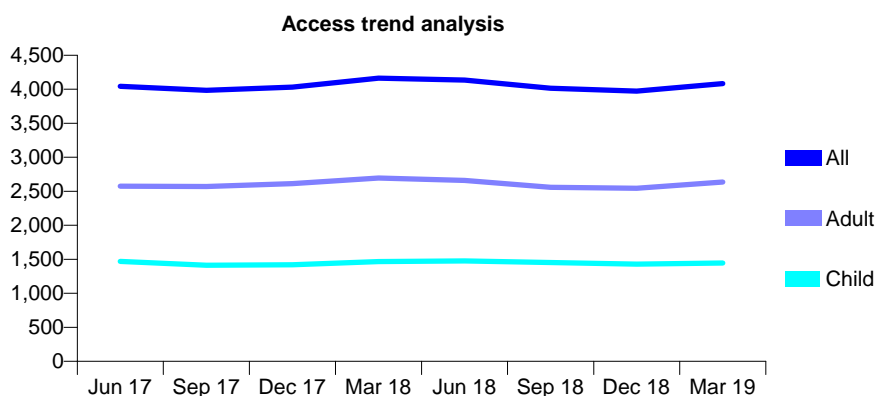
Q62 - Vital Signs At a Glance Contract Report for 261416/0001 - March 2019

Name or company name	Dental Beauty Feltham
Contract type name	GDS Contract
Purpose of contract	General
Contract start date	01/04/2006
Contract end date	

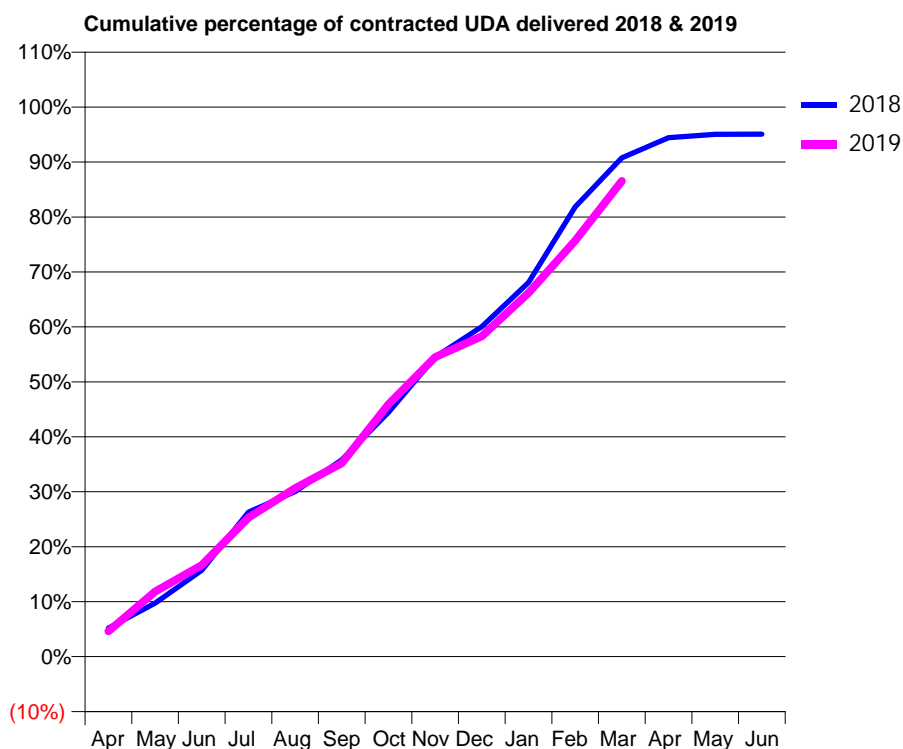
18/19 Contracted general activity (UDA)	11,840
Carry forward general activity (UDA)	0
18/19 Contracted orthodontic activity (UOA)	0
Carry forward orthodontic activity (UOA)	0
Baseline contract value	£344,620.48

ACCESS*

Patients seen in 24 months	Total	Change since previous quarter
Quarter ending March 2018	4,163	
Quarter ending June 2018	4,135	→
Quarter ending September 2018	4,014	↓
Quarter ending December 2018	3,974	→
Quarter ending March 2019	4,083	↑
Variance since March 2018	(1.9%)	↓



ACTIVITY



Month	Adjusted Scheduled Activity (UDA)	
	2018	2019
April	616	546
May	1,154	1,403
June	1,861	1,970
July	3,113	2,996
August	3,555	3,630
September	4,239	4,168
October	5,261	5,438
November	6,452	6,452
December	7,110	6,904
January	8,062	7,838
February	9,690	8,963
March	10,746	10,243
April	11,181	
May	11,254	
June	11,255	

QUALITY

	Quantity	Base Number	Contract	AT	Region	England
% of FP17s for the same patient ID Re-attending within 3 months - Children	152	1,975	7.7%	10.3%	11.9%	11.8%
% of FP17s for the same patient ID Re-attending within 3 months - Adults	511	3,073	16.6%	16.0%	16.9%	15.7%
% of FP17s for the same patient ID Re-attending between 3 & 9 months - Children	1,113	1,975	56.4%	48.6%	48.9%	58.9%
% of FP17s for the same patient ID Re-attending between 3 & 9 months - Adults	1,309	3,073	42.6%	38.3%	38.9%	50.8%
% of FP17s for Band 1 Urgent Courses	602	4,871	12.4%	11.1%	10.7%	9.1%
% of FP17s Relating to Free Repair or Replacements	55	4,871	1.1%	0.5%	0.5%	0.8%
% of FP17s Relating to Continuations	6	4,871	0.1%	0.5%	0.7%	0.9%
% of Patients satisfied with the dentistry they have received	2	2	N/A	86.8%	89.1%	92.5%
% of Patients satisfied with the time they had to wait for an appointment	2	2	N/A	83.1%	83.1%	87.0%

* This is based on patients treated on this contract for their most recent course of treatment. Figures in italics indicate the base number of FP17s or Patient Questionnaire responses are less than 100. N/A is shown where the base number of responses is less than 10 during the period. % is calculated as Quantity/Base number*100

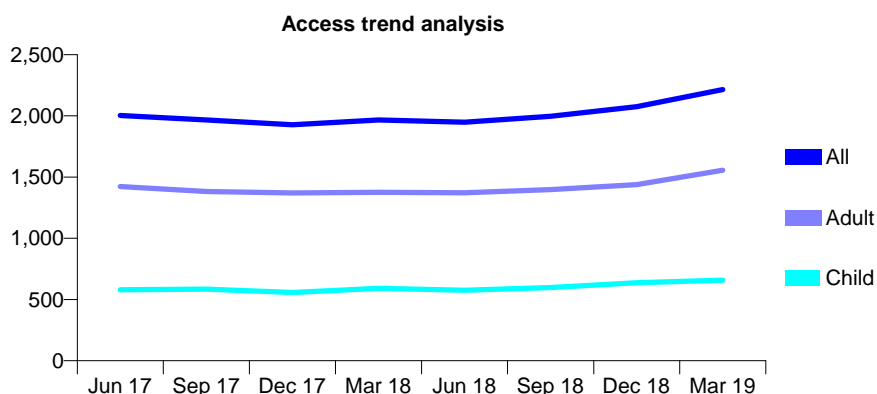
Q62 - Vital Signs At a Glance Contract Report for 262455/0001 - March 2019

Name or company name	Mr Chirag Shah
Contract type name	GDS Contract
Purpose of contract	General
Contract start date	01/04/2006
Contract end date	

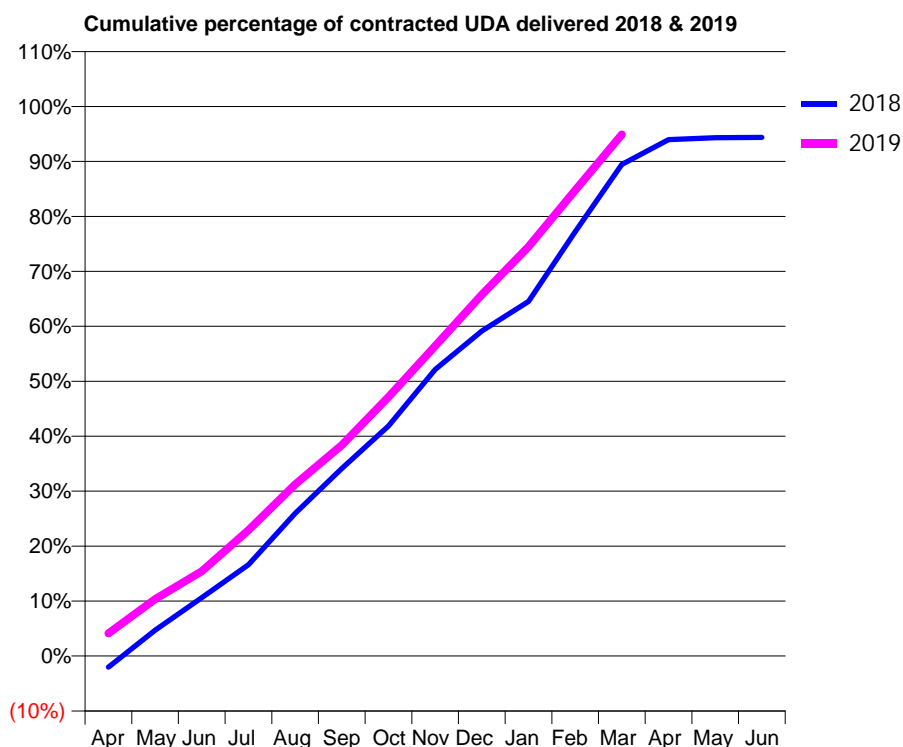
18/19 Contracted general activity (UDA)	7,433
Carry forward general activity (UDA)	0
18/19 Contracted orthodontic activity (UOA)	0
Carry forward orthodontic activity (UOA)	0
Baseline contract value	£190,983.08

ACCESS*

Patients seen in 24 months	Total	Change since previous quarter
Quarter ending March 2018	1,967	
Quarter ending June 2018	1,948	→
Quarter ending September 2018	1,996	↑
Quarter ending December 2018	2,075	↑
Quarter ending March 2019	2,215	↑
Variance since March 2018	12.6%	↑



ACTIVITY



Month	Adjusted Scheduled Activity (UDA)	
	2018	2019
April	-152	306
May	349	770
June	789	1,146
July	1,234	1,703
August	1,931	2,322
September	2,536	2,852
October	3,113	3,503
November	3,875	4,195
December	4,395	4,888
January	4,796	5,537
February	5,740	6,299
March	6,650	7,053
April	6,982	
May	7,010	
June	7,013	

QUALITY

	Quantity	Base Number	Contract	AT	Region	England
% of FP17s for the same patient ID Re-attending within 3 months - Children	43	746	5.8%	10.3%	11.9%	11.8%
% of FP17s for the same patient ID Re-attending within 3 months - Adults	131	1,449	9.0%	16.0%	16.9%	15.7%
% of FP17s for the same patient ID Re-attending between 3 & 9 months - Children	257	746	34.5%	48.6%	48.9%	58.9%
% of FP17s for the same patient ID Re-attending between 3 & 9 months - Adults	383	1,449	26.4%	38.3%	38.9%	50.8%
% of FP17s for Band 1 Urgent Courses	94	2,112	4.5%	11.1%	10.7%	9.1%
% of FP17s Relating to Free Repair or Replacements	9	2,112	0.4%	0.5%	0.5%	0.8%
% of FP17s Relating to Continuations	10	2,112	0.5%	0.5%	0.7%	0.9%
% of Patients satisfied with the dentistry they have received	0	0	N/A	86.8%	89.1%	92.5%
% of Patients satisfied with the time they had to wait for an appointment	0	0	N/A	83.1%	83.1%	87.0%

* This is based on patients treated on this contract for their most recent course of treatment. Figures in italics indicate the base number of FP17s or Patient Questionnaire responses are less than 100. N/A is shown where the base number of responses is less than 10 during the period. % is calculated as Quantity/Base number*100

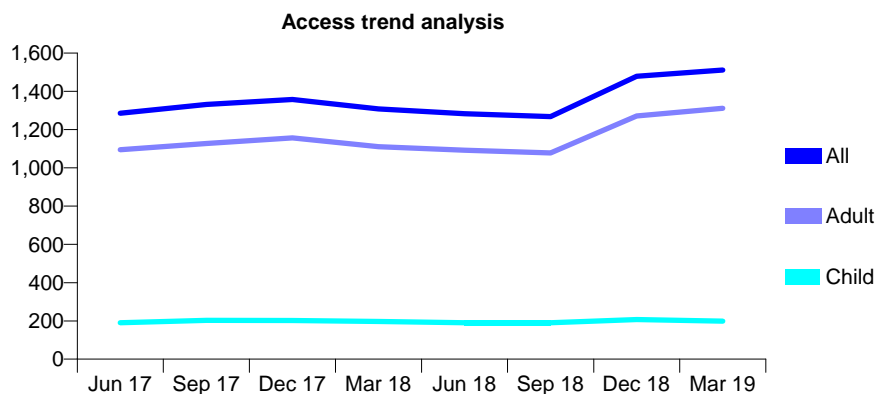
Q62 - Vital Signs At a Glance Contract Report for 263729/0001 - March 2019

Name or company name	Bond Dental
Contract type name	GDS Contract
Purpose of contract	General
Contract start date	01/04/2006
Contract end date	

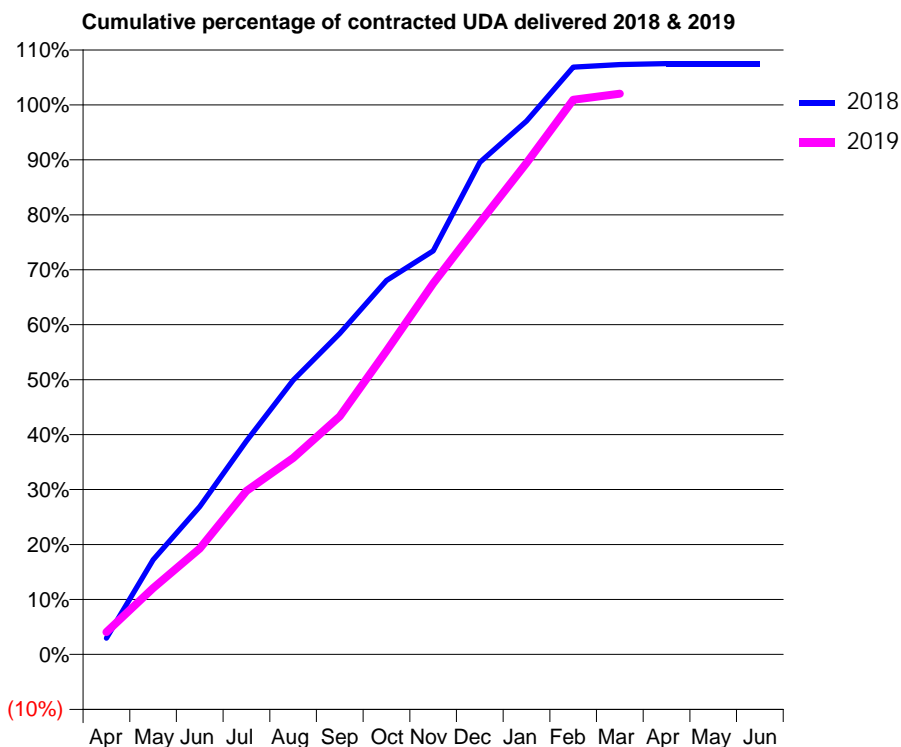
18/19 Contracted general activity (UDA)	3,178
Carry forward general activity (UDA)	-64
18/19 Contracted orthodontic activity (UOA)	0
Carry forward orthodontic activity (UOA)	0
Baseline contract value	£114,760.19

ACCESS*

Patients seen in 24 months	Total	Change since previous quarter
Quarter ending March 2018	1,308	
Quarter ending June 2018	1,283	↓
Quarter ending September 2018	1,268	↓
Quarter ending December 2018	1,478	↑
Quarter ending March 2019	1,511	↑
Variance since March 2018	15.5%	↑



ACTIVITY



Month	2018	2019
April	95	129
May	547	384
June	855	613
July	1,234	946
August	1,586	1,136
September	1,856	1,377
October	2,163	1,756
November	2,334	2,146
December	2,845	2,496
January	3,085	2,842
February	3,396	3,207
March	3,410	3,243
April	3,416	
May	3,416	
June	3,416	

QUALITY

	Quantity	Base Number	Contract	AT	Region	England
% of FP17s for the same patient ID Re-attending within 3 months - Children	13	163	8.0%	10.3%	11.9%	11.8%
% of FP17s for the same patient ID Re-attending within 3 months - Adults	68	1,048	6.5%	16.0%	16.9%	15.7%
% of FP17s for the same patient ID Re-attending between 3 & 9 months - Children	35	163	21.5%	48.6%	48.9%	58.9%
% of FP17s for the same patient ID Re-attending between 3 & 9 months - Adults	149	1,048	14.2%	38.3%	38.9%	50.8%
% of FP17s for Band 1 Urgent Courses	161	1,207	13.3%	11.1%	10.7%	9.1%
% of FP17s Relating to Free Repair or Replacements	6	1,207	0.5%	0.5%	0.5%	0.8%
% of FP17s Relating to Continuations	1	1,207	0.1%	0.5%	0.7%	0.9%
% of Patients satisfied with the dentistry they have received	1	1	N/A	86.8%	89.1%	92.5%
% of Patients satisfied with the time they had to wait for an appointment	1	1	N/A	83.1%	83.1%	87.0%

* This is based on patients treated on this contract for their most recent course of treatment. Figures in italics indicate the base number of FP17s or Patient Questionnaire responses are less than 100. N/A is shown where the base number of responses is less than 10 during the period. % is calculated as Quantity/Base number*100

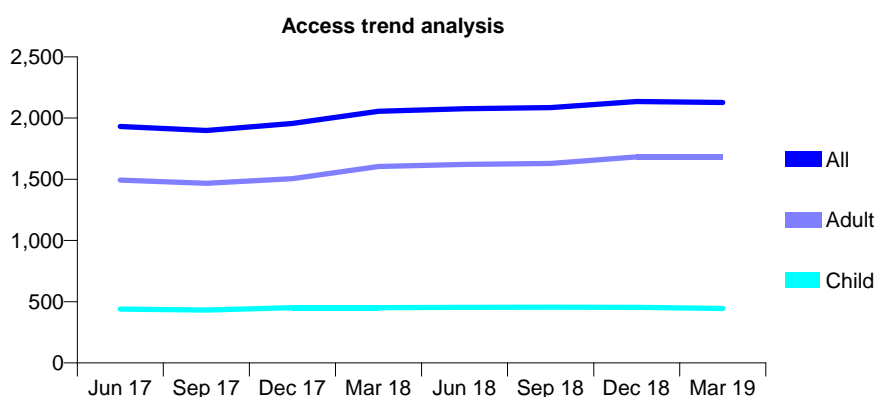
Q62 - Vital Signs At a Glance Contract Report for 263974/0001 - March 2019

Name or company name	MR A PATEL
Contract type name	GDS Contract
Purpose of contract	General
Contract start date	01/04/2006
Contract end date	

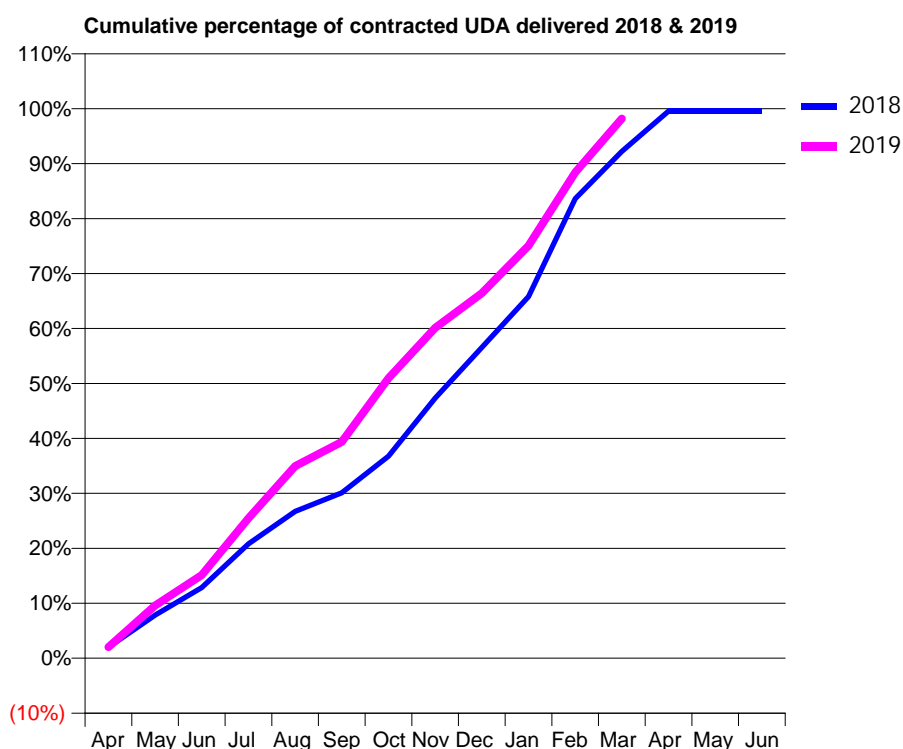
18/19 Contracted general activity (UDA)	7,011
Carry forward general activity (UDA)	31
18/19 Contracted orthodontic activity (UOA)	0
Carry forward orthodontic activity (UOA)	0
Baseline contract value	£211,658.18

ACCESS*

Patients seen in 24 months	Total	Change since previous quarter
Quarter ending March 2018	2,055	
Quarter ending June 2018	2,077	→
Quarter ending September 2018	2,085	→
Quarter ending December 2018	2,136	↑
Quarter ending March 2019	2,128	→
Variance since March 2018	3.6%	↑



ACTIVITY



Adjusted Scheduled Activity (UDA)		
Month	2018	2019
April	141	142
May	551	673
June	903	1,061
July	1,459	1,786
August	1,875	2,452
September	2,110	2,758
October	2,579	3,571
November	3,318	4,216
December	3,963	4,655
January	4,614	5,264
February	5,864	6,196
March	6,465	6,882
April	6,980	
May	6,980	
June	6,980	

QUALITY

	Quantity	Base Number	Contract	AT	Region	England
% of FP17s for the same patient ID Re-attending within 3 months - Children	37	451	8.2%	10.3%	11.9%	11.8%
% of FP17s for the same patient ID Re-attending within 3 months - Adults	309	1,772	17.4%	16.0%	16.9%	15.7%
% of FP17s for the same patient ID Re-attending between 3 & 9 months - Children	162	451	35.9%	48.6%	48.9%	58.9%
% of FP17s for the same patient ID Re-attending between 3 & 9 months - Adults	531	1,772	30.0%	38.3%	38.9%	50.8%
% of FP17s for Band 1 Urgent Courses	170	1,783	9.5%	11.1%	10.7%	9.1%
% of FP17s Relating to Free Repair or Replacements	15	1,783	0.8%	0.5%	0.5%	0.8%
% of FP17s Relating to Continuations	12	1,783	0.7%	0.5%	0.7%	0.9%
% of Patients satisfied with the dentistry they have received	0	0	N/A	86.8%	89.1%	92.5%
% of Patients satisfied with the time they had to wait for an appointment	0	0	N/A	83.1%	83.1%	87.0%

* This is based on patients treated on this contract for their most recent course of treatment.

Figures in italics indicate the base number of FP17s or Patient Questionnaire responses are less than 100. N/A is shown where the base number of responses is less than 10 during the period. % is calculated as Quantity/Base number*100

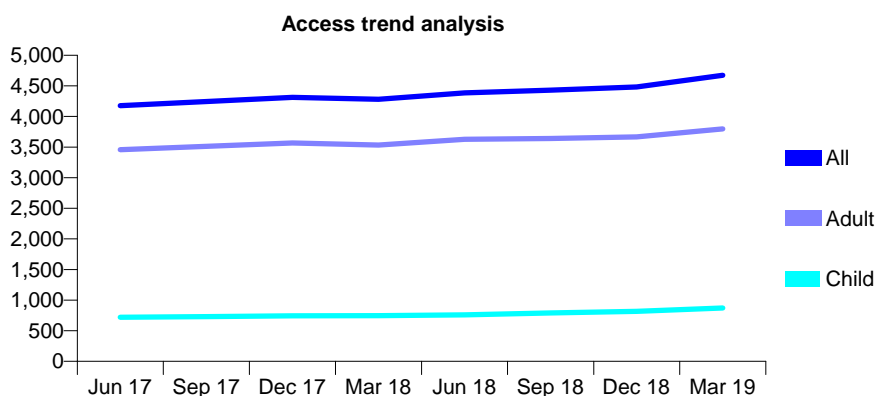
Q62 - Vital Signs At a Glance Contract Report for 271004/0001 - March 2019

Name or company name	80 Kensington Dental Clinic
Contract type name	GDS Contract
Purpose of contract	General
Contract start date	18/12/2006
Contract end date	

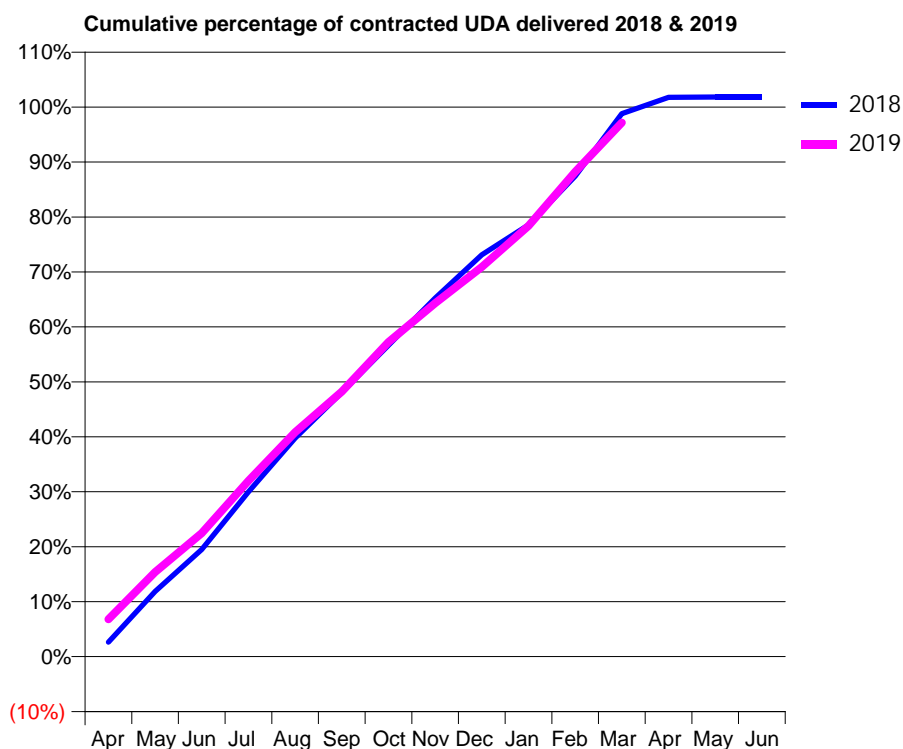
18/19 Contracted general activity (UDA)	16,794
Carry forward general activity (UDA)	-306
18/19 Contracted orthodontic activity (UOA)	0
Carry forward orthodontic activity (UOA)	0
Baseline contract value	£504,353.16

ACCESS*

Patients seen in 24 months	Total	Change since previous quarter
Quarter ending March 2018	4,280	
Quarter ending June 2018	4,385	↑
Quarter ending September 2018	4,431	→
Quarter ending December 2018	4,482	→
Quarter ending March 2019	4,672	↑
Variance since March 2018	9.2%	↑



ACTIVITY



Month	Adjusted Scheduled Activity (UDA)	
	2018	2019
April	441	1,144
May	1,994	2,588
June	3,273	3,775
July	5,035	5,374
August	6,678	6,859
September	8,072	8,096
October	9,515	9,611
November	10,958	10,800
December	12,276	11,905
January	13,194	13,160
February	14,685	14,817
March	16,593	16,315
April	17,091	
May	17,100	
June	17,100	

QUALITY

	Quantity	Base Number	Contract	AT	Region	England
% of FP17s for the same patient ID Re-attending within 3 months - Children	120	994	12.1%	10.3%	11.9%	11.8%
% of FP17s for the same patient ID Re-attending within 3 months - Adults	901	4,001	22.5%	16.0%	16.9%	15.7%
% of FP17s for the same patient ID Re-attending between 3 & 9 months - Children	343	994	34.5%	48.6%	48.9%	58.9%
% of FP17s for the same patient ID Re-attending between 3 & 9 months - Adults	939	4,001	23.5%	38.3%	38.9%	50.8%
% of FP17s for Band 1 Urgent Courses	972	4,815	20.2%	11.1%	10.7%	9.1%
% of FP17s Relating to Free Repair or Replacements	19	4,815	0.4%	0.5%	0.5%	0.8%
% of FP17s Relating to Continuations	30	4,815	0.6%	0.5%	0.7%	0.9%
% of Patients satisfied with the dentistry they have received	2	5	N/A	86.8%	89.1%	92.5%
% of Patients satisfied with the time they had to wait for an appointment	4	5	N/A	83.1%	83.1%	87.0%

* This is based on patients treated on this contract for their most recent course of treatment. Figures in italics indicate the base number of FP17s or Patient Questionnaire responses are less than 100. N/A is shown where the base number of responses is less than 10 during the period. % is calculated as Quantity/Base number*100

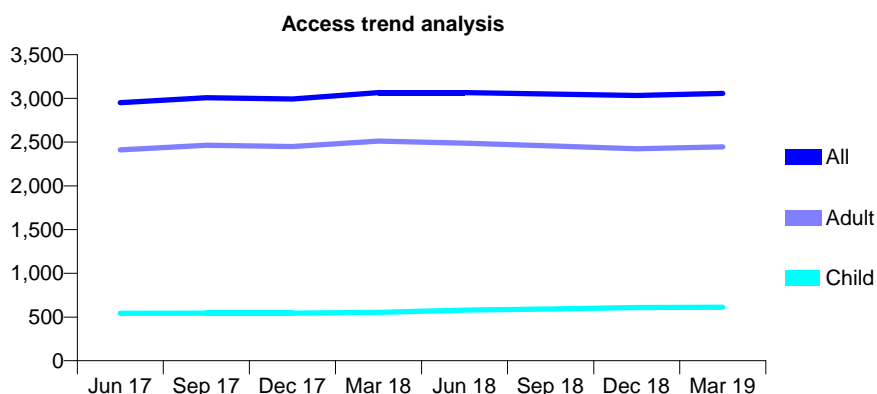
Q62 - Vital Signs At a Glance Contract Report for 271993/0001 - March 2019

Name or company name	MISS F GRAINGER
Contract type name	GDS Contract
Purpose of contract	General
Contract start date	22/06/2015
Contract end date	

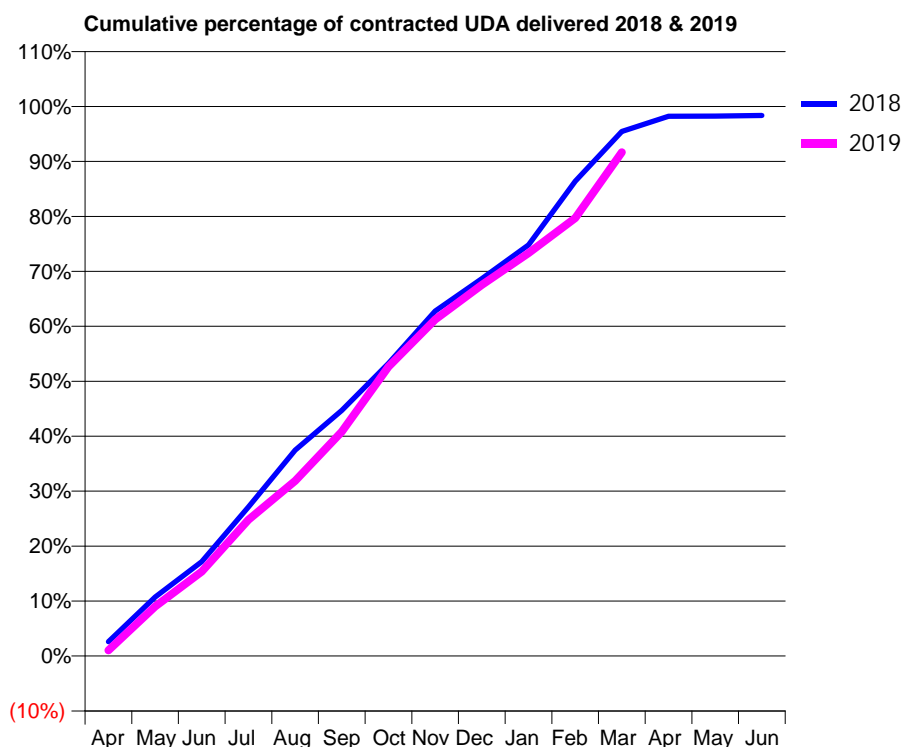
18/19 Contracted general activity (UDA)	8,581
Carry forward general activity (UDA)	140
18/19 Contracted orthodontic activity (UOA)	0
Carry forward orthodontic activity (UOA)	0
Baseline contract value	£228,042.51

ACCESS*

Patients seen in 24 months	Total	Change since previous quarter
Quarter ending March 2018	3,066	
Quarter ending June 2018	3,066	→
Quarter ending September 2018	3,049	→
Quarter ending December 2018	3,034	→
Quarter ending March 2019	3,057	→
Variance since March 2018	(0.3%)	→



ACTIVITY



Month	Adjusted Scheduled Activity (UDA)	
	2018	2019
April	223	89
May	921	774
June	1,474	1,319
July	2,329	2,130
August	3,213	2,736
September	3,834	3,503
October	4,569	4,518
November	5,387	5,254
December	5,891	5,795
January	6,420	6,292
February	7,413	6,839
March	8,190	7,866
April	8,429	
May	8,430	
June	8,441	

QUALITY

	Quantity	Base Number	Contract	AT	Region	England
% of FP17s for the same patient ID Re-attending within 3 months - Children	61	746	8.2%	10.3%	11.9%	11.8%
% of FP17s for the same patient ID Re-attending within 3 months - Adults	331	2,560	12.9%	16.0%	16.9%	15.7%
% of FP17s for the same patient ID Re-attending between 3 & 9 months - Children	346	746	46.4%	48.6%	48.9%	58.9%
% of FP17s for the same patient ID Re-attending between 3 & 9 months - Adults	939	2,560	36.7%	38.3%	38.9%	50.8%
% of FP17s for Band 1 Urgent Courses	286	3,221	8.9%	11.1%	10.7%	9.1%
% of FP17s Relating to Free Repair or Replacements	60	3,221	1.9%	0.5%	0.5%	0.8%
% of FP17s Relating to Continuations	53	3,221	1.6%	0.5%	0.7%	0.9%
% of Patients satisfied with the dentistry they have received	0	0	N/A	86.8%	89.1%	92.5%
% of Patients satisfied with the time they had to wait for an appointment	0	0	N/A	83.1%	83.1%	87.0%

* This is based on patients treated on this contract for their most recent course of treatment.

Figures in italics indicate the base number of FP17s or Patient Questionnaire responses are less than 100. N/A is shown where the base number of responses is less than 10 during the period. % is calculated as Quantity/Base number*100

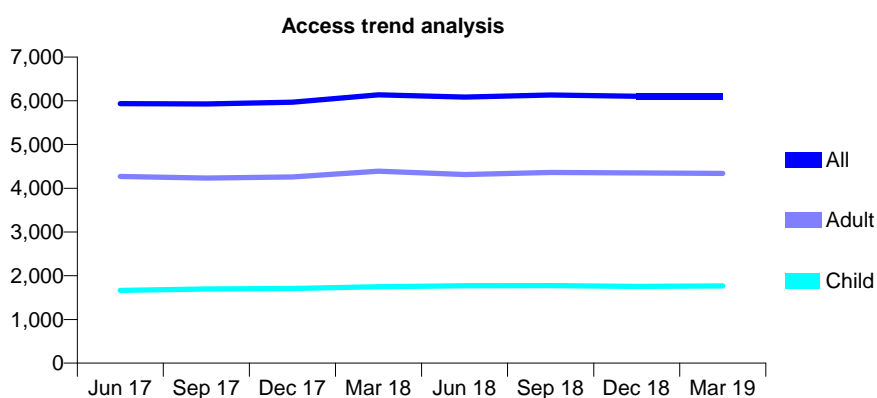
Q62 - Vital Signs At a Glance Contract Report for 273082/0001 - March 2019

Name or company name	MISS DL HUART
Contract type name	GDS Contract
Purpose of contract	General
Contract start date	13/12/2007
Contract end date	

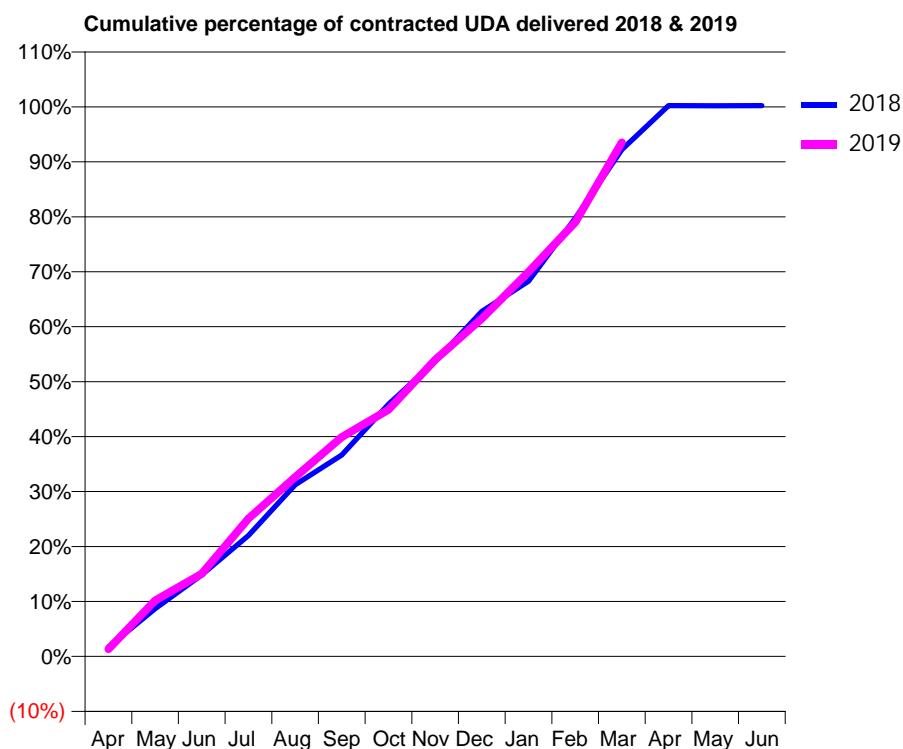
18/19 Contracted general activity (UDA)	19,180
Carry forward general activity (UDA)	-39
18/19 Contracted orthodontic activity (UOA)	0
Carry forward orthodontic activity (UOA)	0
Baseline contract value	£488,142.52

ACCESS*

Patients seen in 24 months	Total	Change since previous quarter
Quarter ending March 2018	6,136	
Quarter ending June 2018	6,084	→
Quarter ending September 2018	6,132	→
Quarter ending December 2018	6,106	→
Quarter ending March 2019	6,106	→
Variance since March 2018	(0.5%)	→



ACTIVITY



Month	Adjusted Scheduled Activity (UDA)	
	2018	2019
April	330	254
May	1,668	1,950
June	2,844	2,885
July	4,218	4,812
August	5,994	6,259
September	7,030	7,653
October	8,800	8,612
November	10,298	10,353
December	12,039	11,787
January	13,094	13,422
February	15,292	15,152
March	17,684	17,939
April	19,223	
May	19,218	
June	19,219	

QUALITY

	Quantity	Base Number	Contract	AT	Region	England
% of FP17s for the same patient ID Re-attending within 3 months - Children	192	2,340	8.2%	10.3%	11.9%	11.8%
% of FP17s for the same patient ID Re-attending within 3 months - Adults	759	5,135	14.8%	16.0%	16.9%	15.7%
% of FP17s for the same patient ID Re-attending between 3 & 9 months - Children	1,220	2,340	52.1%	48.6%	48.9%	58.9%
% of FP17s for the same patient ID Re-attending between 3 & 9 months - Adults	2,303	5,135	44.8%	38.3%	38.9%	50.8%
% of FP17s for Band 1 Urgent Courses	470	7,038	6.7%	11.1%	10.7%	9.1%
% of FP17s Relating to Free Repair or Replacements	51	7,038	0.7%	0.5%	0.5%	0.8%
% of FP17s Relating to Continuations	21	7,038	0.3%	0.5%	0.7%	0.9%
% of Patients satisfied with the dentistry they have received	2	2	N/A	86.8%	89.1%	92.5%
% of Patients satisfied with the time they had to wait for an appointment	2	2	N/A	83.1%	83.1%	87.0%

* This is based on patients treated on this contract for their most recent course of treatment.

Figures in italics indicate the base number of FP17s or Patient Questionnaire responses are less than 100. N/A is shown where the base number of responses is less than 10 during the period. % is calculated as Quantity/Base number*100

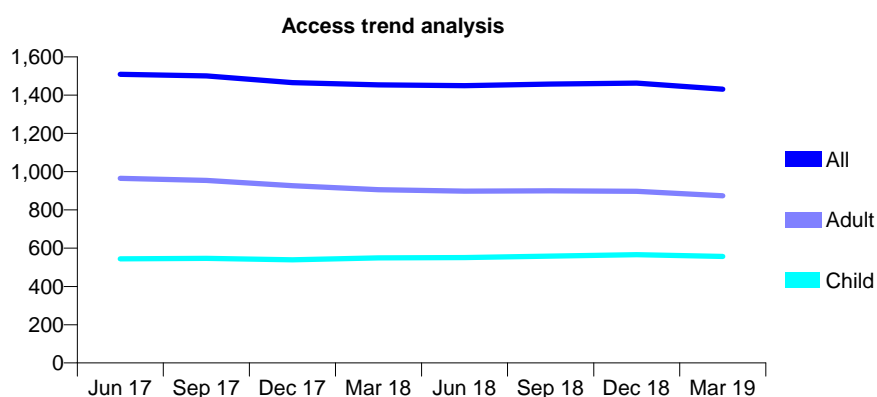
Q62 - Vital Signs At a Glance Contract Report for 273899/0001 - March 2019

Name or company name	MR A BECK
Contract type name	GDS Contract
Purpose of contract	General
Contract start date	01/04/2006
Contract end date	

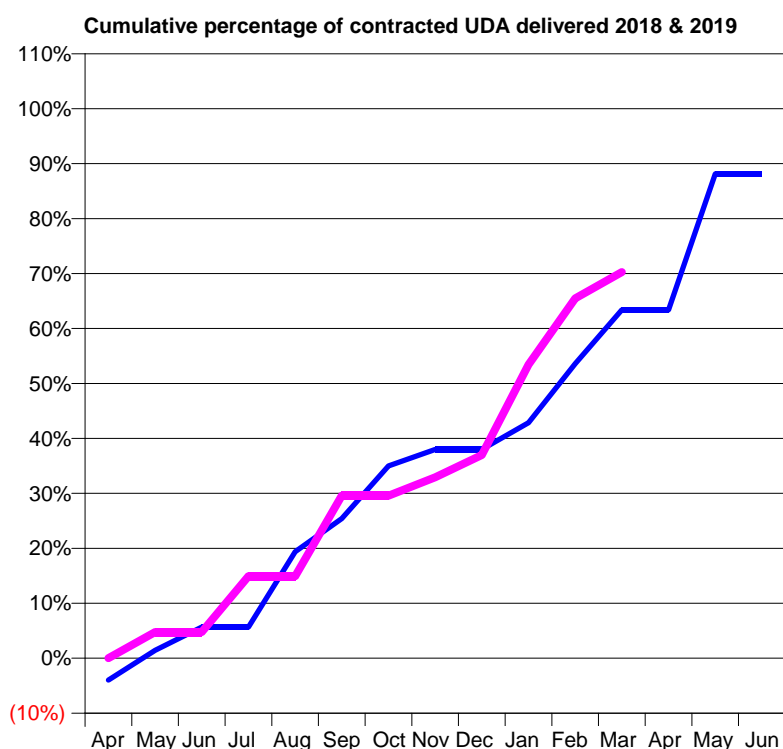
18/19 Contracted general activity (UDA)	4,437
Carry forward general activity (UDA)	0
18/19 Contracted orthodontic activity (UOA)	0
Carry forward orthodontic activity (UOA)	0
Baseline contract value	£131,040.31

ACCESS*

Patients seen in 24 months	Total	Change since previous quarter
Quarter ending March 2018	1,454	
Quarter ending June 2018	1,449	→
Quarter ending September 2018	1,458	→
Quarter ending December 2018	1,463	→
Quarter ending March 2019	1,431	↓
Variance since March 2018	(1.6%)	↓



ACTIVITY



Month	2018	2019
April	-177	0
May	64	212
June	251	212
July	251	662
August	860	662
September	1,128	1,312
October	1,552	1,312
November	1,685	1,461
December	1,685	1,640
January	1,902	2,370
February	2,378	2,906
March	2,812	3,117
April	2,812	
May	3,910	
June	3,910	

QUALITY

	Quantity	Base Number	Contract	AT	Region	England
% of FP17s for the same patient ID Re-attending within 3 months - Children	18	668	2.7%	10.3%	11.9%	11.8%
% of FP17s for the same patient ID Re-attending within 3 months - Adults	111	1,090	10.2%	16.0%	16.9%	15.7%
% of FP17s for the same patient ID Re-attending between 3 & 9 months - Children	351	668	52.5%	48.6%	48.9%	58.9%
% of FP17s for the same patient ID Re-attending between 3 & 9 months - Adults	539	1,090	49.4%	38.3%	38.9%	50.8%
% of FP17s for Band 1 Urgent Courses	137	1,475	9.3%	11.1%	10.7%	9.1%
% of FP17s Relating to Free Repair or Replacements	0	1,475	0.0%	0.5%	0.5%	0.8%
% of FP17s Relating to Continuations	2	1,475	0.1%	0.5%	0.7%	0.9%
% of Patients satisfied with the dentistry they have received	1	1	N/A	86.8%	89.1%	92.5%
% of Patients satisfied with the time they had to wait for an appointment	1	1	N/A	83.1%	83.1%	87.0%

* This is based on patients treated on this contract for their most recent course of treatment.

Figures in italics indicate the base number of FP17s or Patient Questionnaire responses are less than 100. N/A is shown where the base number of responses is less than 10 during the period. % is calculated as Quantity/Base number*100

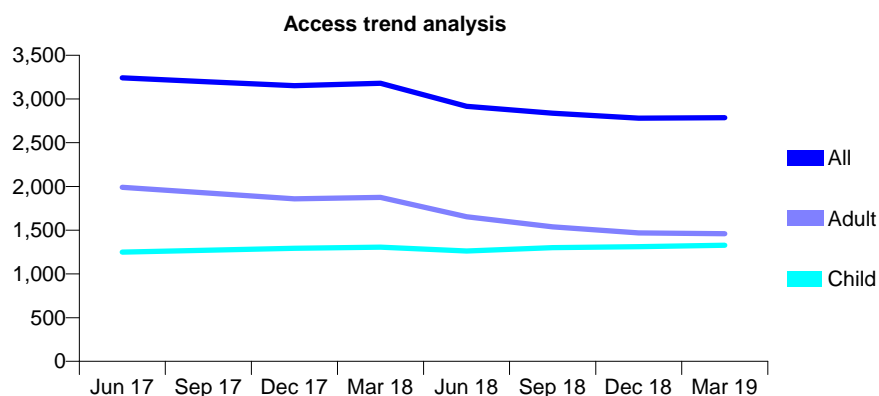
Q62 - Vital Signs At a Glance Contract Report for 277126/0001 - March 2019

Name or company name	Mr Tilak Patel
Contract type name	GDS Contract
Purpose of contract	General
Contract start date	10/04/2007
Contract end date	

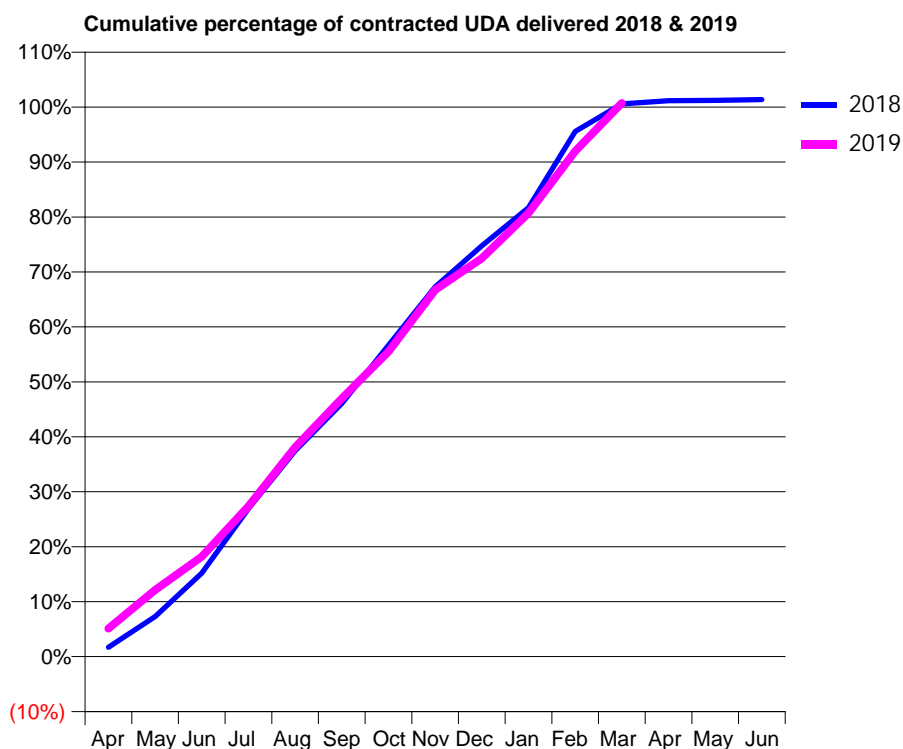
18/19 Contracted general activity (UDA)	7,925
Carry forward general activity (UDA)	-108
18/19 Contracted orthodontic activity (UOA)	0
Carry forward orthodontic activity (UOA)	0
Baseline contract value	£206,951.21

ACCESS*

Patients seen in 24 months	Total	Change since previous quarter
Quarter ending March 2018	3,181	
Quarter ending June 2018	2,916	↓
Quarter ending September 2018	2,838	↓
Quarter ending December 2018	2,781	↓
Quarter ending March 2019	2,787	→
Variance since March 2018	(12.4%)	↓



ACTIVITY



Month	Adjusted Scheduled Activity (UDA)	
	2018	2019
April	135	404
May	579	963
June	1,203	1,442
July	2,134	2,168
August	2,969	3,021
September	3,649	3,722
October	4,489	4,397
November	5,332	5,289
December	5,925	5,744
January	6,474	6,397
February	7,572	7,290
March	7,971	7,983
April	8,017	
May	8,021	
June	8,033	

QUALITY

	Quantity	Base Number	Contract	AT	Region	England
% of FP17s for the same patient ID Re-attending within 3 months - Children	124	1,586	7.8%	10.3%	11.9%	11.8%
% of FP17s for the same patient ID Re-attending within 3 months - Adults	229	1,301	17.6%	16.0%	16.9%	15.7%
% of FP17s for the same patient ID Re-attending between 3 & 9 months - Children	578	1,586	36.4%	48.6%	48.9%	58.9%
% of FP17s for the same patient ID Re-attending between 3 & 9 months - Adults	381	1,301	29.3%	38.3%	38.9%	50.8%
% of FP17s for Band 1 Urgent Courses	329	2,858	11.5%	11.1%	10.7%	9.1%
% of FP17s Relating to Free Repair or Replacements	4	2,858	0.1%	0.5%	0.5%	0.8%
% of FP17s Relating to Continuations	0	2,858	0.0%	0.5%	0.7%	0.9%
% of Patients satisfied with the dentistry they have received	0	0	N/A	86.8%	89.1%	92.5%
% of Patients satisfied with the time they had to wait for an appointment	0	0	N/A	83.1%	83.1%	87.0%

* This is based on patients treated on this contract for their most recent course of treatment. Figures in italics indicate the base number of FP17s or Patient Questionnaire responses are less than 100. N/A is shown where the base number of responses is less than 10 during the period. % is calculated as Quantity/Base number*100

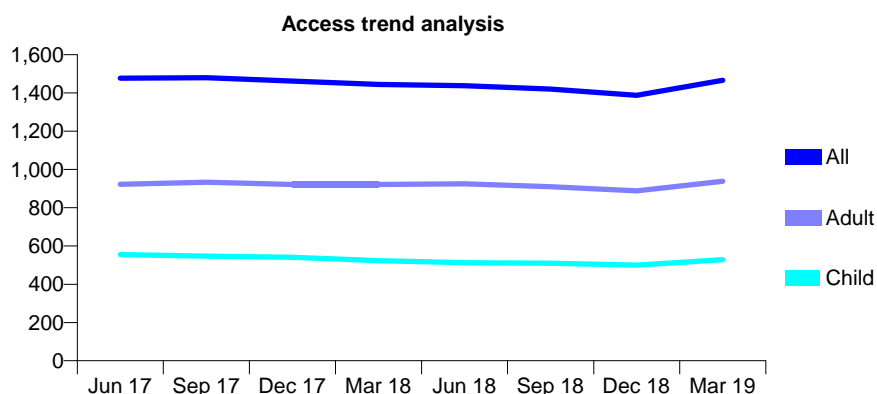
Q62 - Vital Signs At a Glance Contract Report for 279978/0001 - March 2019

Name or company name	MR AG PAUL
Contract type name	GDS Contract
Purpose of contract	General
Contract start date	01/02/2010
Contract end date	

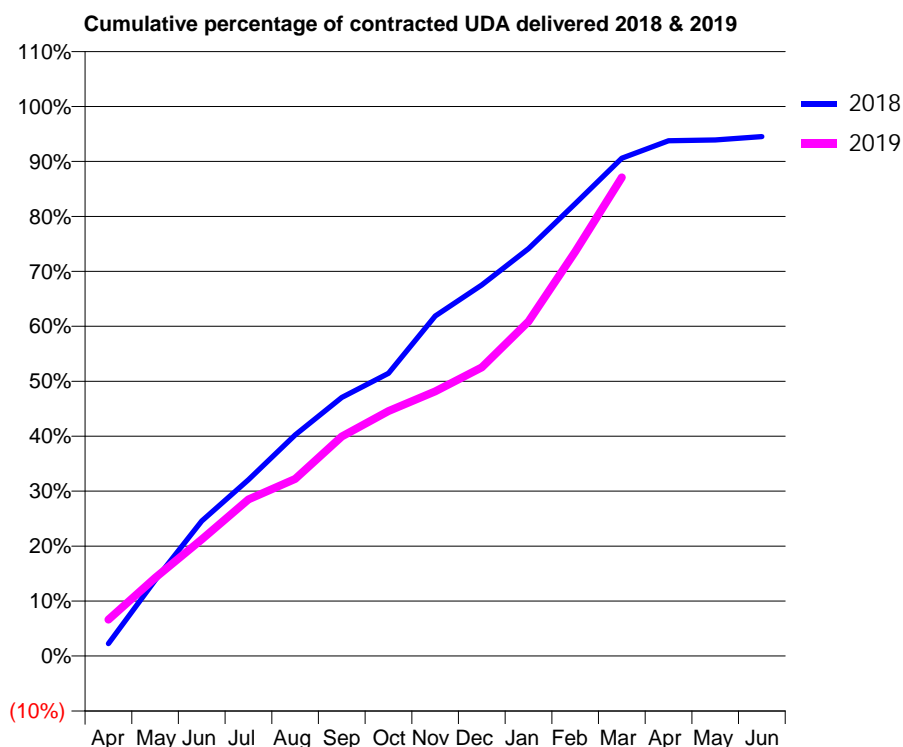
18/19 Contracted general activity (UDA)	4,325
Carry forward general activity (UDA)	0
18/19 Contracted orthodontic activity (UOA)	0
Carry forward orthodontic activity (UOA)	0
Baseline contract value	£143,536.86

ACCESS*

Patients seen in 24 months	Total	Change since previous quarter
Quarter ending March 2018	1,444	
Quarter ending June 2018	1,438	→
Quarter ending September 2018	1,420	↓
Quarter ending December 2018	1,388	↓
Quarter ending March 2019	1,466	↑
Variance since March 2018	1.5%	→



ACTIVITY



Month	Adjusted Scheduled Activity (UDA)	
	2018	2019
April	99	287
May	597	615
June	1,062	918
July	1,388	1,233
August	1,739	1,393
September	2,035	1,728
October	2,224	1,927
November	2,676	2,083
December	2,920	2,272
January	3,206	2,633
February	3,560	3,181
March	3,917	3,766
April	4,055	
May	4,061	
June	4,087	

QUALITY

	Quantity	Base Number	Contract	AT	Region	England
% of FP17s for the same patient ID Re-attending within 3 months - Children	74	978	7.6%	10.3%	11.9%	11.8%
% of FP17s for the same patient ID Re-attending within 3 months - Adults	94	1,150	8.2%	16.0%	16.9%	15.7%
% of FP17s for the same patient ID Re-attending between 3 & 9 months - Children	737	978	75.4%	48.6%	48.9%	58.9%
% of FP17s for the same patient ID Re-attending between 3 & 9 months - Adults	620	1,150	53.9%	38.3%	38.9%	50.8%
% of FP17s for Band 1 Urgent Courses	146	2,046	7.1%	11.1%	10.7%	9.1%
% of FP17s Relating to Free Repair or Replacements	7	2,046	0.3%	0.5%	0.5%	0.8%
% of FP17s Relating to Continuations	4	2,046	0.2%	0.5%	0.7%	0.9%
% of Patients satisfied with the dentistry they have received	0	0	N/A	86.8%	89.1%	92.5%
% of Patients satisfied with the time they had to wait for an appointment	0	0	N/A	83.1%	83.1%	87.0%

* This is based on patients treated on this contract for their most recent course of treatment. Figures in italics indicate the base number of FP17s or Patient Questionnaire responses are less than 100. N/A is shown where the base number of responses is less than 10 during the period. % is calculated as Quantity/Base number*100

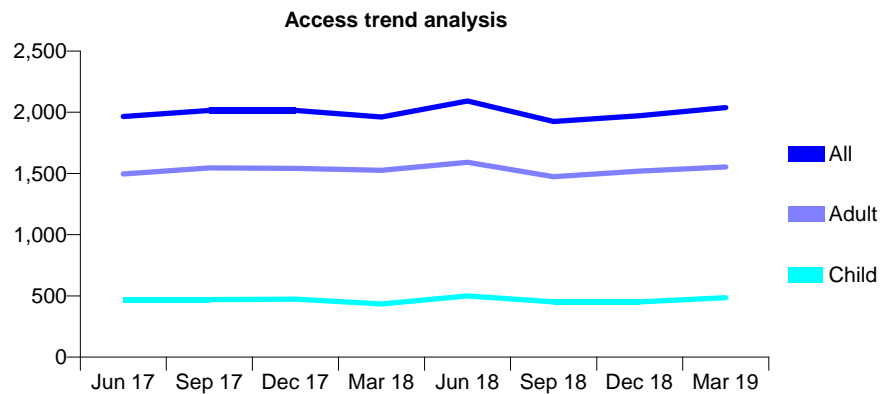
Q62 - Vital Signs At a Glance Contract Report for 283460/0001 - March 2019

Name or company name	MR S KAMYAB
Contract type name	GDS Contract
Purpose of contract	General
Contract start date	26/11/2007
Contract end date	

18/19 Contracted general activity (UDA)	8,675
Carry forward general activity (UDA)	398
18/19 Contracted orthodontic activity (UOA)	0
Carry forward orthodontic activity (UOA)	0
Baseline contract value	£230,480.08

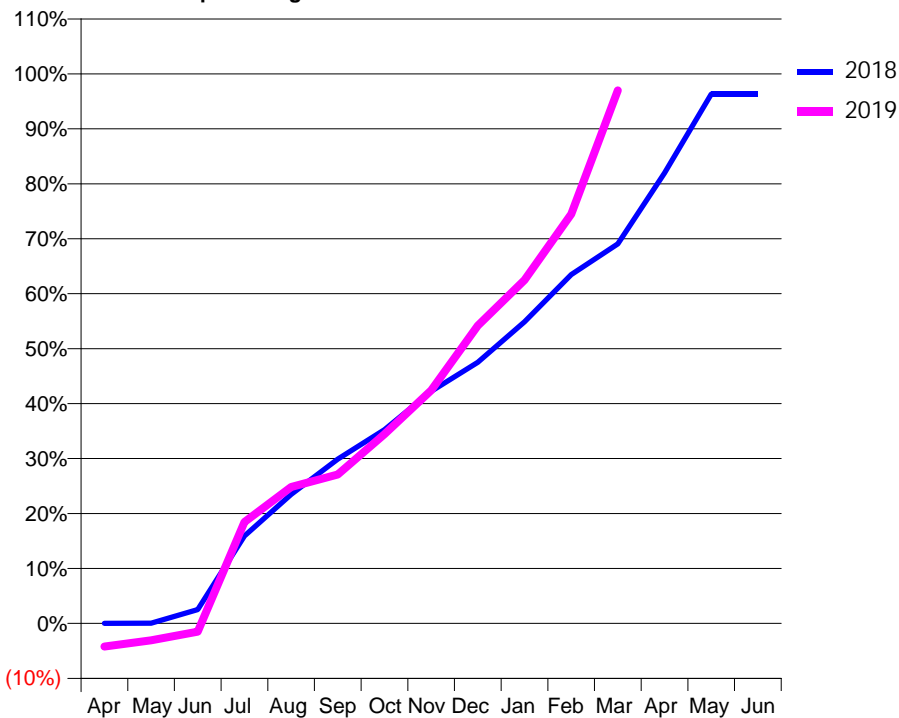
ACCESS*

Patients seen in 24 months	Total	Change since previous quarter
Quarter ending March 2018	1,961	
Quarter ending June 2018	2,092	↑
Quarter ending September 2018	1,925	↓
Quarter ending December 2018	1,972	↑
Quarter ending March 2019	2,039	↑
Variance since March 2018	4.0%	↑



ACTIVITY

Cumulative percentage of contracted UDA delivered 2018 & 2019



Month	Adjusted Scheduled Activity (UDA)	
	2018	2019
April	0	-367
May	6	-268
June	217	-131
July	1,380	1,602
August	2,036	2,154
September	2,592	2,351
October	3,057	2,987
November	3,663	3,679
December	4,123	4,699
January	4,760	5,419
February	5,506	6,461
March	5,992	8,414
April	7,111	
May	8,356	
June	8,356	

QUALITY

	Quantity	Base Number	Contract	AT	Region	England
% of FP17s for the same patient ID Re-attending within 3 months - Children	44	642	6.9%	10.3%	11.9%	11.8%
% of FP17s for the same patient ID Re-attending within 3 months - Adults	364	1,927	18.9%	16.0%	16.9%	15.7%
% of FP17s for the same patient ID Re-attending between 3 & 9 months - Children	133	642	20.7%	48.6%	48.9%	58.9%
% of FP17s for the same patient ID Re-attending between 3 & 9 months - Adults	342	1,927	17.7%	38.3%	38.9%	50.8%
% of FP17s for Band 1 Urgent Courses	351	2,096	16.7%	11.1%	10.7%	9.1%
% of FP17s Relating to Free Repair or Replacements	12	2,096	0.6%	0.5%	0.5%	0.8%
% of FP17s Relating to Continuations	17	2,096	0.8%	0.5%	0.7%	0.9%
% of Patients satisfied with the dentistry they have received	2	2	N/A	86.8%	89.1%	92.5%
% of Patients satisfied with the time they had to wait for an appointment	2	2	N/A	83.1%	83.1%	87.0%

* This is based on patients treated on this contract for their most recent course of treatment. Figures in italics indicate the base number of FP17s or Patient Questionnaire responses are less than 100. N/A is shown where the base number of responses is less than 10 during the period. % is calculated as Quantity/Base number*100

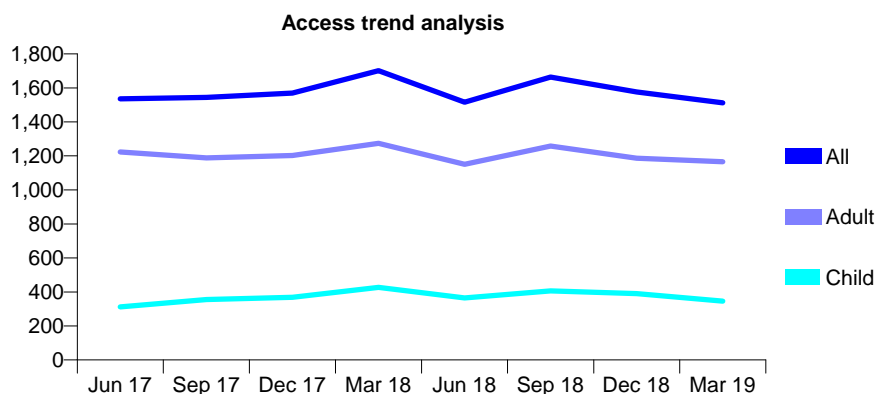
Q62 - Vital Signs At a Glance Contract Report for 283460/0008 - March 2019

Name or company name	MR S KAMYAB
Contract type name	GDS Contract
Purpose of contract	General
Contract start date	01/04/2015
Contract end date	

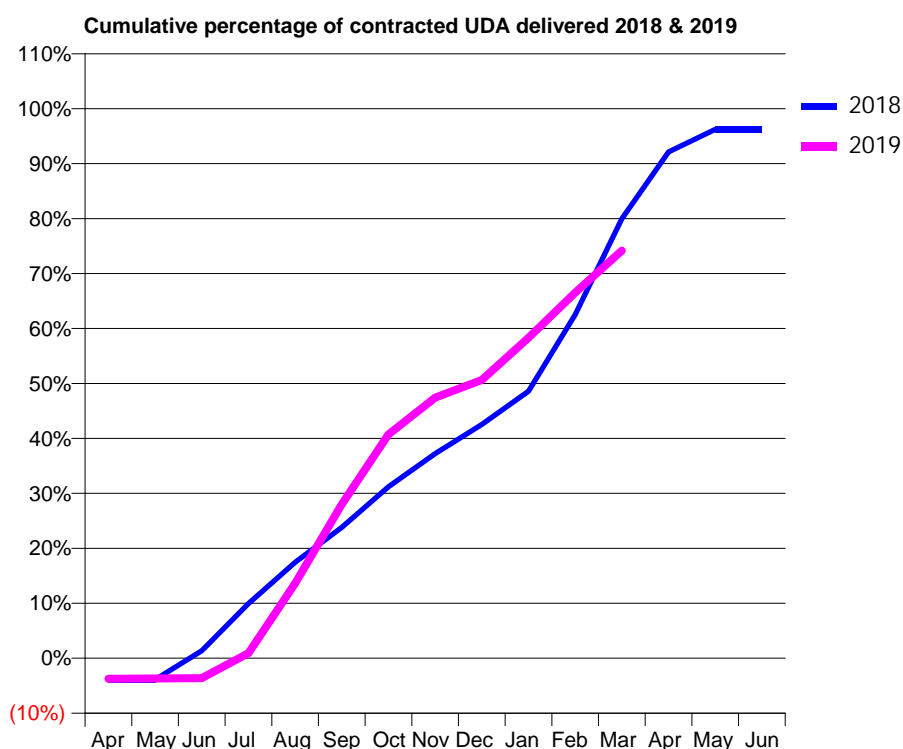
18/19 Contracted general activity (UDA)	6,200
Carry forward general activity (UDA)	233
18/19 Contracted orthodontic activity (UOA)	0
Carry forward orthodontic activity (UOA)	0
Baseline contract value	£159,164.85

ACCESS*

Patients seen in 24 months	Total	Change since previous quarter
Quarter ending March 2018	1,701	
Quarter ending June 2018	1,516	↓
Quarter ending September 2018	1,664	↑
Quarter ending December 2018	1,576	↓
Quarter ending March 2019	1,512	↓
Variance since March 2018	(11.1%)	↓



ACTIVITY



Month	2018	2019
April	-242	-233
May	-241	-230
June	84	-226
July	617	58
August	1,082	847
September	1,477	1,735
October	1,936	2,526
November	2,309	2,941
December	2,636	3,140
January	3,014	3,616
February	3,878	4,125
March	4,956	4,599
April	5,712	
May	5,967	
June	5,967	

QUALITY

	Quantity	Base Number	Contract	AT	Region	England
% of FP17s for the same patient ID Re-attending within 3 months - Children	8	340	2.4%	10.3%	11.9%	11.8%
% of FP17s for the same patient ID Re-attending within 3 months - Adults	137	1,213	11.3%	16.0%	16.9%	15.7%
% of FP17s for the same patient ID Re-attending between 3 & 9 months - Children	95	340	27.9%	48.6%	48.9%	58.9%
% of FP17s for the same patient ID Re-attending between 3 & 9 months - Adults	224	1,213	18.5%	38.3%	38.9%	50.8%
% of FP17s for Band 1 Urgent Courses	211	1,381	15.3%	11.1%	10.7%	9.1%
% of FP17s Relating to Free Repair or Replacements	3	1,381	0.2%	0.5%	0.5%	0.8%
% of FP17s Relating to Continuations	7	1,381	0.5%	0.5%	0.7%	0.9%
% of Patients satisfied with the dentistry they have received	1	1	N/A	86.8%	89.1%	92.5%
% of Patients satisfied with the time they had to wait for an appointment	0	1	N/A	83.1%	83.1%	87.0%

* This is based on patients treated on this contract for their most recent course of treatment.

Figures in italics indicate the base number of FP17s or Patient Questionnaire responses are less than 100. N/A is shown where the base number of responses is less than 10 during the period. % is calculated as Quantity/Base number*100

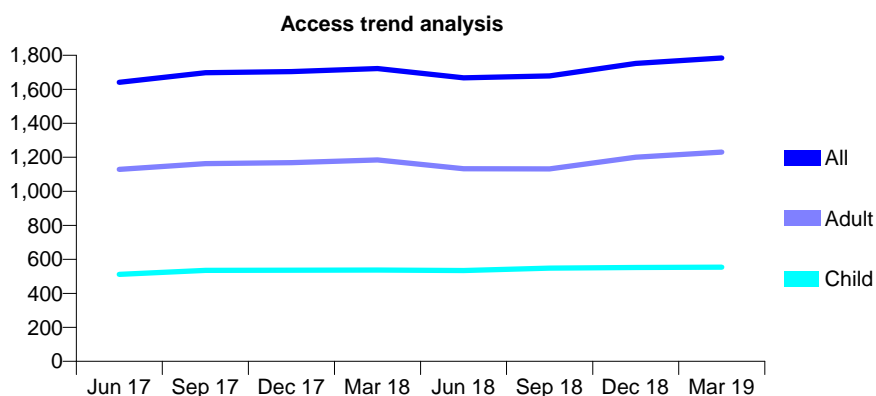
Q62 - Vital Signs At a Glance Contract Report for 295655/0001 - March 2019

Name or company name	MRS P BABATAHERI
Contract type name	GDS Contract
Purpose of contract	General
Contract start date	01/09/2013
Contract end date	

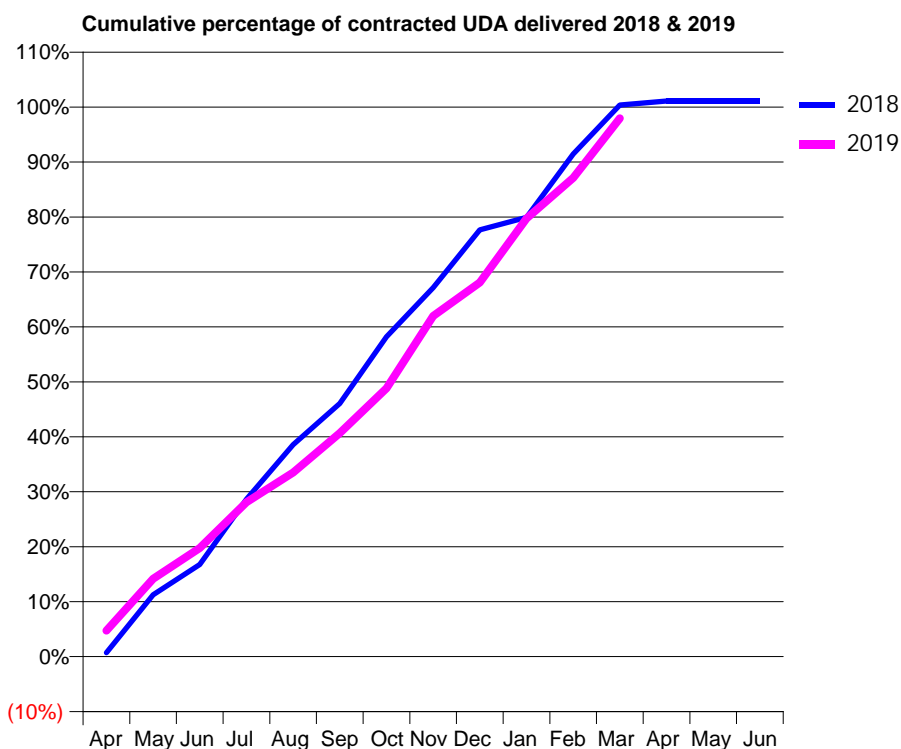
18/19 Contracted general activity (UDA)	4,112
Carry forward general activity (UDA)	-46
18/19 Contracted orthodontic activity (UOA)	0
Carry forward orthodontic activity (UOA)	0
Baseline contract value	£109,293.01

ACCESS*

Patients seen in 24 months	Total	Change since previous quarter
Quarter ending March 2018	1,722	
Quarter ending June 2018	1,667	↓
Quarter ending September 2018	1,679	→
Quarter ending December 2018	1,752	↑
Quarter ending March 2019	1,784	→
Variance since March 2018	3.6%	↑



ACTIVITY



Month	Adjusted Scheduled Activity (UDA)	
	2018	2019
April	30	195
May	463	583
June	689	813
July	1,178	1,155
August	1,586	1,378
September	1,895	1,673
October	2,393	2,008
November	2,760	2,549
December	3,192	2,799
January	3,286	3,279
February	3,761	3,583
March	4,126	4,028
April	4,158	
May	4,158	
June	4,158	

QUALITY

	Quantity	Base Number	Contract	AT	Region	England
% of FP17s for the same patient ID Re-attending within 3 months - Children	45	740	6.1%	10.3%	11.9%	11.8%
% of FP17s for the same patient ID Re-attending within 3 months - Adults	86	1,158	7.4%	16.0%	16.9%	15.7%
% of FP17s for the same patient ID Re-attending between 3 & 9 months - Children	365	740	49.3%	48.6%	48.9%	58.9%
% of FP17s for the same patient ID Re-attending between 3 & 9 months - Adults	405	1,158	35.0%	38.3%	38.9%	50.8%
% of FP17s for Band 1 Urgent Courses	183	1,886	9.7%	11.1%	10.7%	9.1%
% of FP17s Relating to Free Repair or Replacements	4	1,886	0.2%	0.5%	0.5%	0.8%
% of FP17s Relating to Continuations	6	1,886	0.3%	0.5%	0.7%	0.9%
% of Patients satisfied with the dentistry they have received	1	1	N/A	86.8%	89.1%	92.5%
% of Patients satisfied with the time they had to wait for an appointment	1	1	N/A	83.1%	83.1%	87.0%

* This is based on patients treated on this contract for their most recent course of treatment. Figures in italics indicate the base number of FP17s or Patient Questionnaire responses are less than 100. N/A is shown where the base number of responses is less than 10 during the period. % is calculated as Quantity/Base number*100

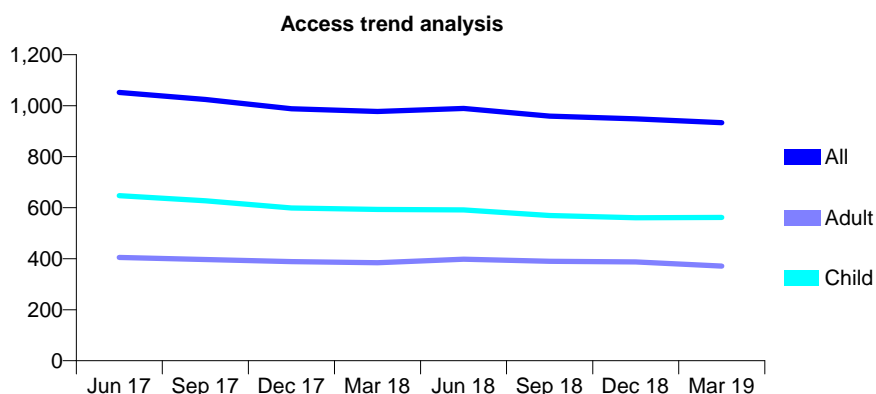
Q62 - Vital Signs At a Glance Contract Report for 300217/0002 - March 2019

Name or company name	MR SS LAWSON
Contract type name	GDS Contract
Purpose of contract	General
Contract start date	05/06/2011
Contract end date	

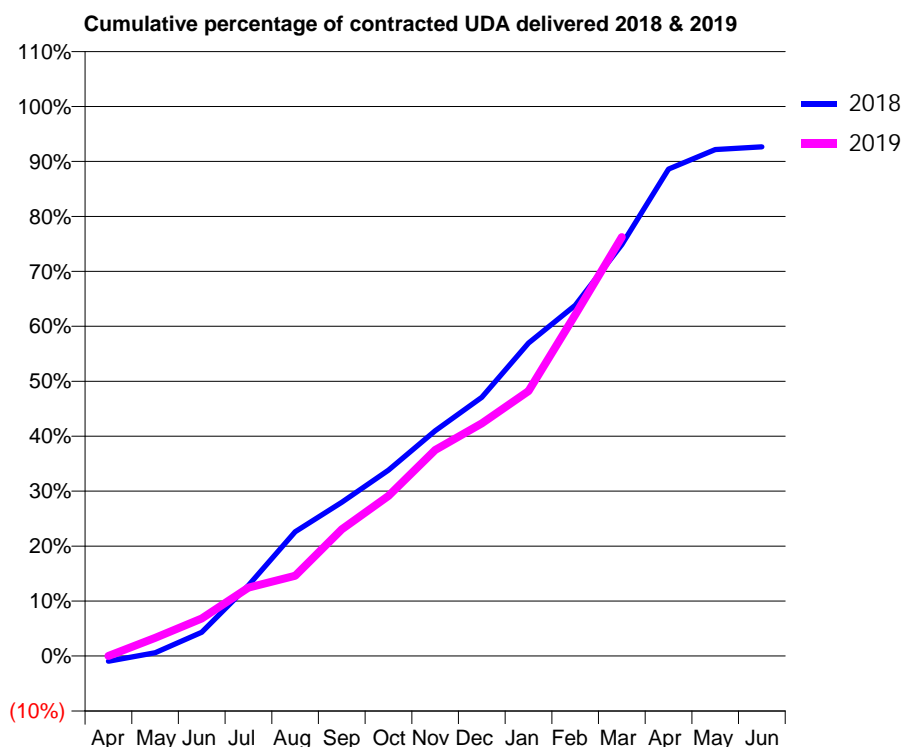
18/19 Contracted general activity (UDA)	2,192
Carry forward general activity (UDA)	0
18/19 Contracted orthodontic activity (UOA)	0
Carry forward orthodontic activity (UOA)	0
Baseline contract value	£56,902.12

ACCESS*

Patients seen in 24 months	Total	Change since previous quarter
Quarter ending March 2018	977	
Quarter ending June 2018	989	→
Quarter ending September 2018	959	↓
Quarter ending December 2018	948	↓
Quarter ending March 2019	933	↓
Variance since March 2018	(4.5%)	↓



ACTIVITY



Month	Adjusted Scheduled Activity (UDA)	
	2018	2019
April	-21	0
May	13	72
June	95	150
July	282	273
August	496	320
September	613	506
October	742	638
November	899	822
December	1,032	928
January	1,248	1,057
February	1,399	1,361
March	1,641	1,671
April	1,943	
May	2,020	
June	2,031	

QUALITY

	Quantity	Base Number	Contract	AT	Region	England
% of FP17s for the same patient ID Re-attending within 3 months - Children	41	717	5.7%	10.3%	11.9%	11.8%
% of FP17s for the same patient ID Re-attending within 3 months - Adults	18	303	5.9%	16.0%	16.9%	15.7%
% of FP17s for the same patient ID Re-attending between 3 & 9 months - Children	405	717	56.5%	48.6%	48.9%	58.9%
% of FP17s for the same patient ID Re-attending between 3 & 9 months - Adults	132	303	43.6%	38.3%	38.9%	50.8%
% of FP17s for Band 1 Urgent Courses	51	873	5.8%	11.1%	10.7%	9.1%
% of FP17s Relating to Free Repair or Replacements	0	873	0.0%	0.5%	0.5%	0.8%
% of FP17s Relating to Continuations	0	873	0.0%	0.5%	0.7%	0.9%
% of Patients satisfied with the dentistry they have received	0	0	N/A	86.8%	89.1%	92.5%
% of Patients satisfied with the time they had to wait for an appointment	0	0	N/A	83.1%	83.1%	87.0%

* This is based on patients treated on this contract for their most recent course of treatment. Figures in italics indicate the base number of FP17s or Patient Questionnaire responses are less than 100. N/A is shown where the base number of responses is less than 10 during the period. % is calculated as Quantity/Base number*100

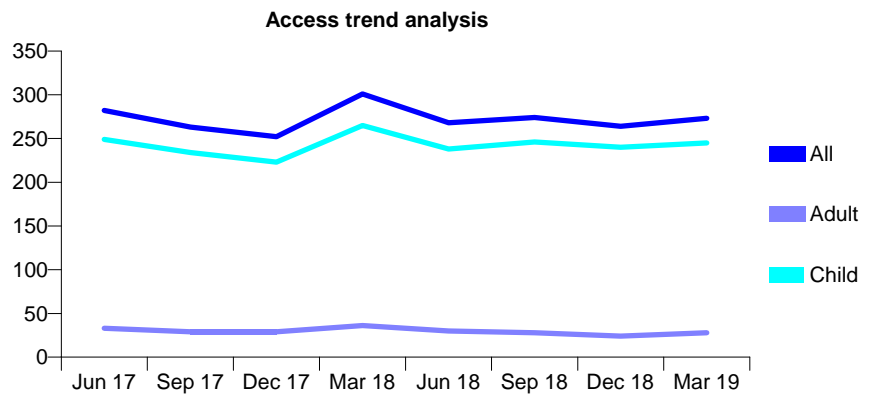
Q62 - Vital Signs At a Glance Contract Report for 306339/0001 - March 2019

Name or company name	MR P VOHRA
Contract type name	GDS Contract
Purpose of contract	General
Contract start date	01/04/2006
Contract end date	

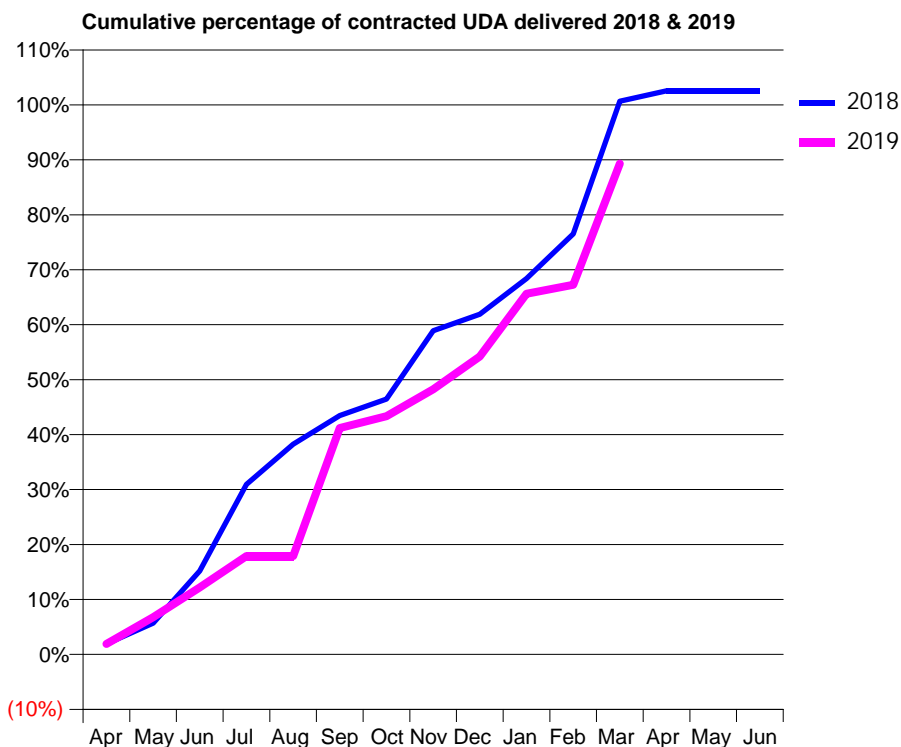
18/19 Contracted general activity (UDA)	369
Carry forward general activity (UDA)	-7
18/19 Contracted orthodontic activity (UOA)	0
Carry forward orthodontic activity (UOA)	0
Baseline contract value	£8,627.59

ACCESS*

Patients seen in 24 months	Total	Change since previous quarter
Quarter ending March 2018	301	
Quarter ending June 2018	268	↓
Quarter ending September 2018	274	↑
Quarter ending December 2018	264	↓
Quarter ending March 2019	273	↑
Variance since March 2018	(9.3%)	↓



ACTIVITY



Month	Adjusted Scheduled Activity (UDA)	
	2018	2019
April	7	7
May	21	25
June	56	45
July	114	66
August	141	66
September	160	152
October	171	160
November	217	178
December	228	200
January	252	242
February	282	248
March	371	330
April	378	
May	378	
June	378	

QUALITY

	Quantity	Base Number	Contract	AT	Region	England
% of FP17s for the same patient ID Re-attending within 3 months - Children	12	219	5.5%	10.3%	11.9%	11.8%
% of FP17s for the same patient ID Re-attending within 3 months - Adults	0	20	0.0%	16.0%	16.9%	15.7%
% of FP17s for the same patient ID Re-attending between 3 & 9 months - Children	65	219	29.7%	48.6%	48.9%	58.9%
% of FP17s for the same patient ID Re-attending between 3 & 9 months - Adults	4	20	20.0%	38.3%	38.9%	50.8%
% of FP17s for Band 1 Urgent Courses	3	234	1.3%	11.1%	10.7%	9.1%
% of FP17s Relating to Free Repair or Replacements	1	234	0.4%	0.5%	0.5%	0.8%
% of FP17s Relating to Continuations	0	234	0.0%	0.5%	0.7%	0.9%
% of Patients satisfied with the dentistry they have received	0	0	N/A	86.8%	89.1%	92.5%
% of Patients satisfied with the time they had to wait for an appointment	0	0	N/A	83.1%	83.1%	87.0%

* This is based on patients treated on this contract for their most recent course of treatment. Figures in italics indicate the base number of FP17s or Patient Questionnaire responses are less than 100. N/A is shown where the base number of responses is less than 10 during the period. % is calculated as Quantity/Base number*100

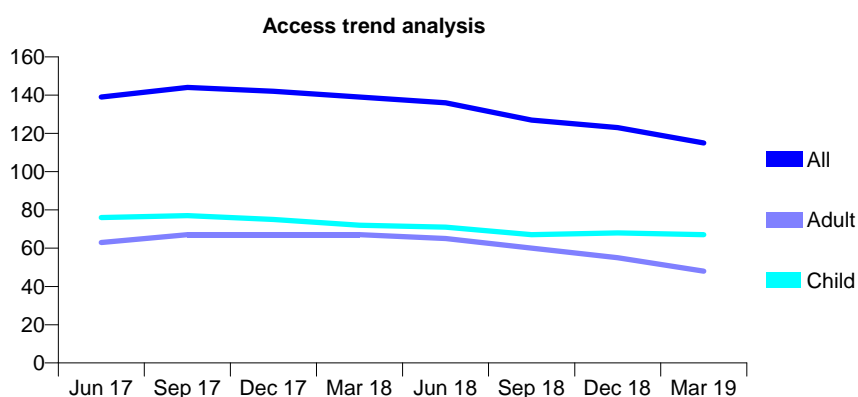
Q62 - Vital Signs At a Glance Contract Report for 318787/0001 - March 2019

Name or company name	MR PJ LASKOWSKI
Contract type name	GDS Contract
Purpose of contract	General
Contract start date	01/04/2006
Contract end date	

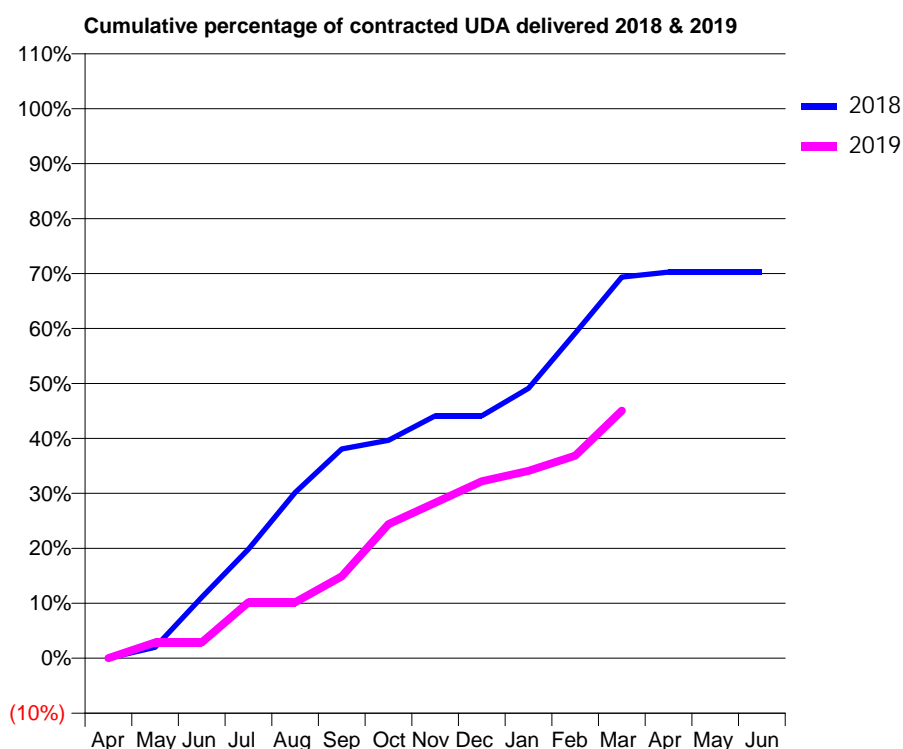
18/19 Contracted general activity (UDA)	697
Carry forward general activity (UDA)	0
18/19 Contracted orthodontic activity (UOA)	0
Carry forward orthodontic activity (UOA)	0
Baseline contract value	£20,406.73

ACCESS*

Patients seen in 24 months	Total	Change since previous quarter
Quarter ending March 2018	139	
Quarter ending June 2018	136	↓
Quarter ending September 2018	127	↓
Quarter ending December 2018	123	↓
Quarter ending March 2019	115	↓
Variance since March 2018	(17.3%)	↓



ACTIVITY



Month	Adjusted Scheduled Activity (UDA)	
	2018	2019
April	0	0
May	14	20
June	77	20
July	138	71
August	210	71
September	265	104
October	276	170
November	307	197
December	307	224
January	342	238
February	412	257
March	483	314
April	490	
May	490	
June	490	

QUALITY

	Quantity	Base Number	Contract	AT	Region	England
% of FP17s for the same patient ID Re-attending within 3 months - Children	5	78	6.4%	10.3%	11.9%	11.8%
% of FP17s for the same patient ID Re-attending within 3 months - Adults	13	60	21.7%	16.0%	16.9%	15.7%
% of FP17s for the same patient ID Re-attending between 3 & 9 months - Children	40	78	51.3%	48.6%	48.9%	58.9%
% of FP17s for the same patient ID Re-attending between 3 & 9 months - Adults	27	60	45.0%	38.3%	38.9%	50.8%
% of FP17s for Band 1 Urgent Courses	4	132	3.0%	11.1%	10.7%	9.1%
% of FP17s Relating to Free Repair or Replacements	0	132	0.0%	0.5%	0.5%	0.8%
% of FP17s Relating to Continuations	3	132	2.3%	0.5%	0.7%	0.9%
% of Patients satisfied with the dentistry they have received	0	0	N/A	86.8%	89.1%	92.5%
% of Patients satisfied with the time they had to wait for an appointment	0	0	N/A	83.1%	83.1%	87.0%

* This is based on patients treated on this contract for their most recent course of treatment.

Figures in italics indicate the base number of FP17s or Patient Questionnaire responses are less than 100. N/A is shown where the base number of responses is less than 10 during the period. % is calculated as Quantity/Base number*100

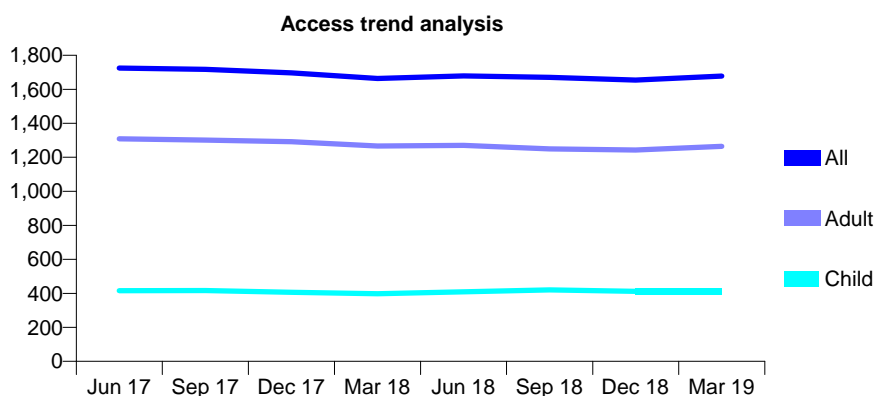
Q62 - Vital Signs At a Glance Contract Report for 321419/0001 - March 2019

Name or company name	MR MA AMIN
Contract type name	GDS Contract
Purpose of contract	General
Contract start date	01/04/2006
Contract end date	

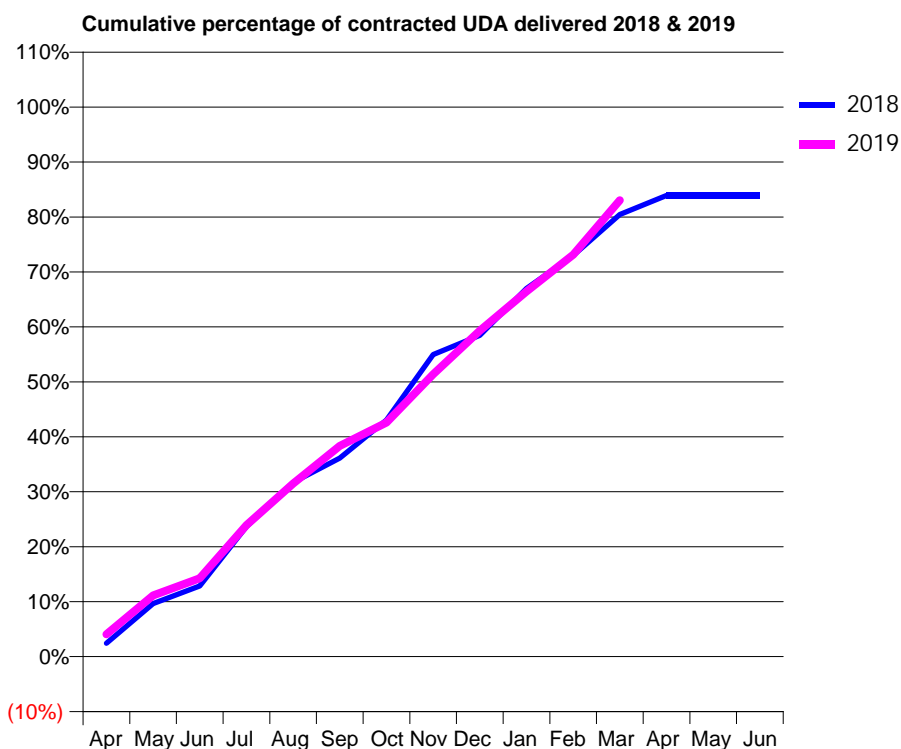
18/19 Contracted general activity (UDA)	4,402
Carry forward general activity (UDA)	0
18/19 Contracted orthodontic activity (UOA)	0
Carry forward orthodontic activity (UOA)	0
Baseline contract value	£129,029.28

ACCESS*

Patients seen in 24 months	Total	Change since previous quarter
Quarter ending March 2018	1,663	
Quarter ending June 2018	1,679	→
Quarter ending September 2018	1,670	→
Quarter ending December 2018	1,654	→
Quarter ending March 2019	1,677	→
Variance since March 2018	0.8%	→



ACTIVITY



Month	Adjusted Scheduled Activity (UDA)	
	2018	2019
April	107	179
May	425	491
June	567	628
July	1,042	1,053
August	1,396	1,388
September	1,590	1,688
October	1,896	1,875
November	2,420	2,262
December	2,574	2,610
January	2,949	2,924
February	3,214	3,220
March	3,541	3,656
April	3,693	
May	3,693	
June	3,693	

QUALITY

	Quantity	Base Number	Contract	AT	Region	England
% of FP17s for the same patient ID Re-attending within 3 months - Children	18	496	3.6%	10.3%	11.9%	11.8%
% of FP17s for the same patient ID Re-attending within 3 months - Adults	48	1,287	3.7%	16.0%	16.9%	15.7%
% of FP17s for the same patient ID Re-attending between 3 & 9 months - Children	254	496	51.2%	48.6%	48.9%	58.9%
% of FP17s for the same patient ID Re-attending between 3 & 9 months - Adults	440	1,287	34.2%	38.3%	38.9%	50.8%
% of FP17s for Band 1 Urgent Courses	134	1,698	7.9%	11.1%	10.7%	9.1%
% of FP17s Relating to Free Repair or Replacements	0	1,698	0.0%	0.5%	0.5%	0.8%
% of FP17s Relating to Continuations	3	1,698	0.2%	0.5%	0.7%	0.9%
% of Patients satisfied with the dentistry they have received	0	0	N/A	86.8%	89.1%	92.5%
% of Patients satisfied with the time they had to wait for an appointment	0	0	N/A	83.1%	83.1%	87.0%

* This is based on patients treated on this contract for their most recent course of treatment. Figures in italics indicate the base number of FP17s or Patient Questionnaire responses are less than 100. N/A is shown where the base number of responses is less than 10 during the period. % is calculated as Quantity/Base number*100

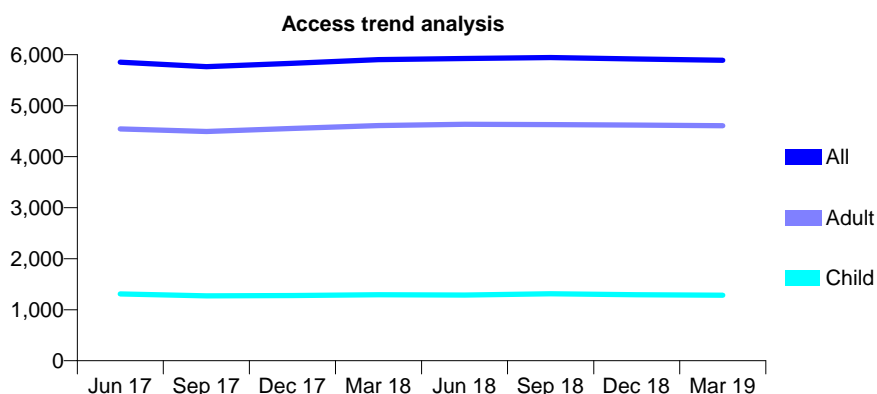
Q62 - Vital Signs At a Glance Contract Report for 322008/0001 - March 2019

Name or company name	MR D SHAH
Contract type name	GDS Contract
Purpose of contract	General
Contract start date	01/04/2006
Contract end date	

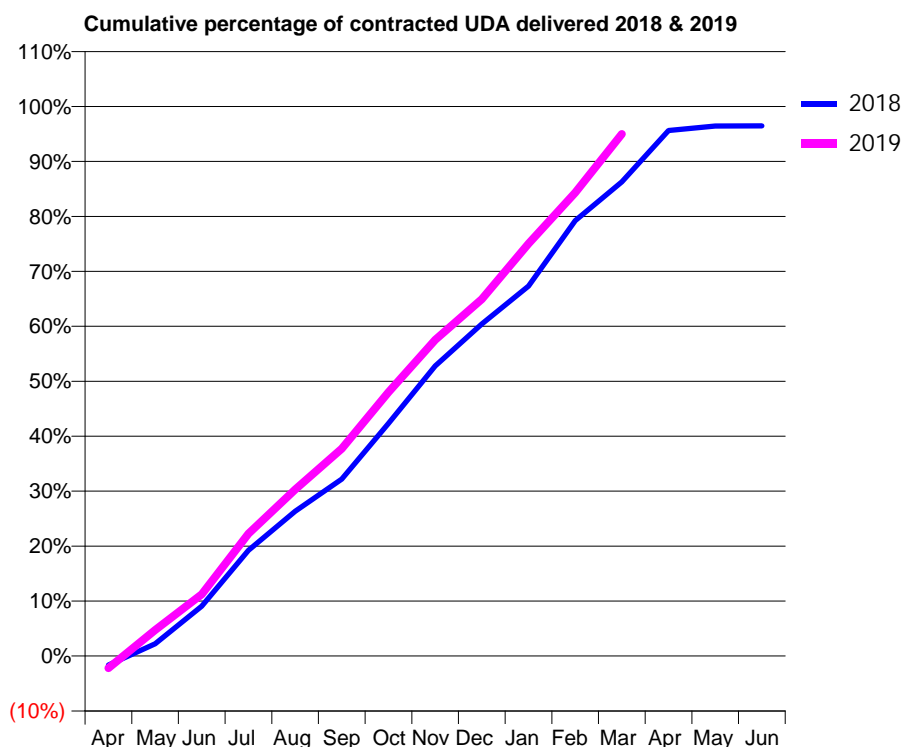
18/19 Contracted general activity (UDA)	22,527
Carry forward general activity (UDA)	796
18/19 Contracted orthodontic activity (UOA)	0
Carry forward orthodontic activity (UOA)	0
Baseline contract value	£687,573.28

ACCESS*

Patients seen in 24 months	Total	Change since previous quarter
Quarter ending March 2018	5,903	
Quarter ending June 2018	5,925	→
Quarter ending September 2018	5,944	→
Quarter ending December 2018	5,916	→
Quarter ending March 2019	5,892	→
Variance since March 2018	(0.2%)	→



ACTIVITY



Month	Adjusted Scheduled Activity (UDA)	
	2018	2019
April	-376	-502
May	501	1,070
June	2,045	2,529
July	4,334	5,015
August	5,932	6,823
September	7,252	8,497
October	9,537	10,814
November	11,891	12,961
December	13,611	14,627
January	15,167	16,907
February	17,845	18,995
March	19,436	21,398
April	21,540	
May	21,729	
June	21,731	

QUALITY

	Quantity	Base Number	Contract	AT	Region	England
% of FP17s for the same patient ID Re-attending within 3 months - Children	156	1,451	10.8%	10.3%	11.9%	11.8%
% of FP17s for the same patient ID Re-attending within 3 months - Adults	980	4,788	20.5%	16.0%	16.9%	15.7%
% of FP17s for the same patient ID Re-attending between 3 & 9 months - Children	455	1,451	31.4%	48.6%	48.9%	58.9%
% of FP17s for the same patient ID Re-attending between 3 & 9 months - Adults	1,253	4,788	26.2%	38.3%	38.9%	50.8%
% of FP17s for Band 1 Urgent Courses	871	5,833	14.9%	11.1%	10.7%	9.1%
% of FP17s Relating to Free Repair or Replacements	81	5,833	1.4%	0.5%	0.5%	0.8%
% of FP17s Relating to Continuations	34	5,833	0.6%	0.5%	0.7%	0.9%
% of Patients satisfied with the dentistry they have received	3	3	N/A	86.8%	89.1%	92.5%
% of Patients satisfied with the time they had to wait for an appointment	3	3	N/A	83.1%	83.1%	87.0%

* This is based on patients treated on this contract for their most recent course of treatment.

Figures in italics indicate the base number of FP17s or Patient Questionnaire responses are less than 100. N/A is shown where the base number of responses is less than 10 during the period. % is calculated as Quantity/Base number*100

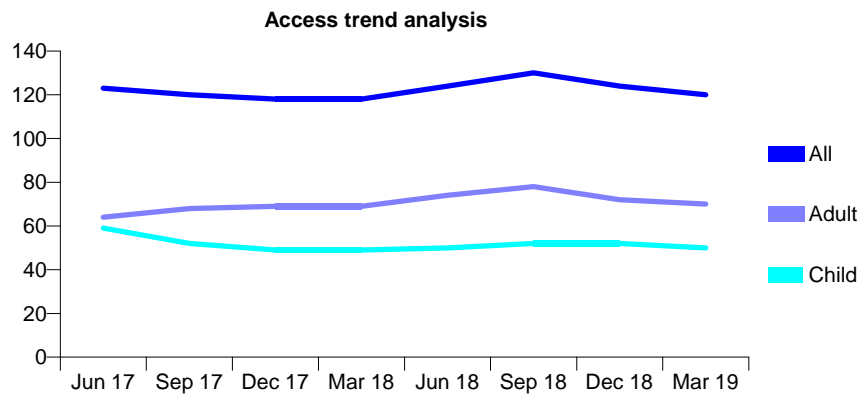
Q62 - Vital Signs At a Glance Contract Report for 323055/0001 - March 2019

Name or company name	MRS PA HARRIS
Contract type name	GDS Contract
Purpose of contract	General
Contract start date	01/04/2006
Contract end date	

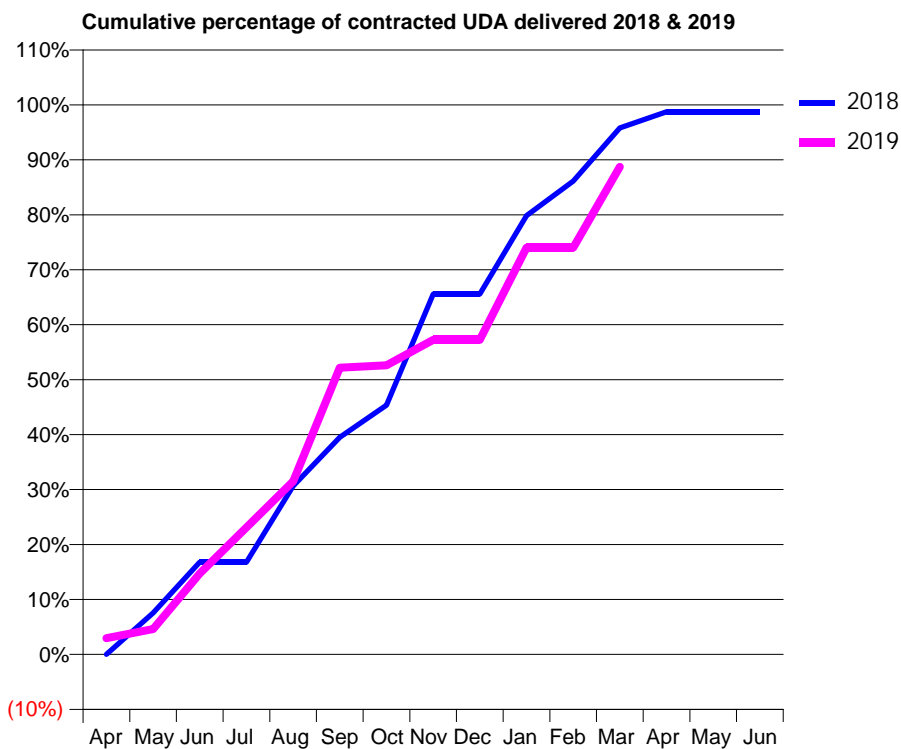
18/19 Contracted general activity (UDA)	238
Carry forward general activity (UDA)	3
18/19 Contracted orthodontic activity (UOA)	0
Carry forward orthodontic activity (UOA)	0
Baseline contract value	£6,448.94

ACCESS*

Patients seen in 24 months	Total	Change since previous quarter
Quarter ending March 2018	118	
Quarter ending June 2018	124	↑
Quarter ending September 2018	130	↑
Quarter ending December 2018	124	↓
Quarter ending March 2019	120	↓
Variance since March 2018	1.7%	→



ACTIVITY



Month	Adjusted Scheduled Activity (UDA)	
	2018	2019
April	0	7
May	18	11
June	40	35
July	40	55
August	73	75
September	94	124
October	108	125
November	156	136
December	156	136
January	190	176
February	205	176
March	228	211
April	235	
May	235	
June	235	

QUALITY

	Quantity	Base Number	Contract	AT	Region	England
% of FP17s for the same patient ID Re-attending within 3 months - Children	1	68	1.5%	10.3%	11.9%	11.8%
% of FP17s for the same patient ID Re-attending within 3 months - Adults	4	67	6.0%	16.0%	16.9%	15.7%
% of FP17s for the same patient ID Re-attending between 3 & 9 months - Children	40	68	58.8%	48.6%	48.9%	58.9%
% of FP17s for the same patient ID Re-attending between 3 & 9 months - Adults	26	67	38.8%	38.3%	38.9%	50.8%
% of FP17s for Band 1 Urgent Courses	0	128	0.0%	11.1%	10.7%	9.1%
% of FP17s Relating to Free Repair or Replacements	0	128	0.0%	0.5%	0.5%	0.8%
% of FP17s Relating to Continuations	0	128	0.0%	0.5%	0.7%	0.9%
% of Patients satisfied with the dentistry they have received	0	0	N/A	86.8%	89.1%	92.5%
% of Patients satisfied with the time they had to wait for an appointment	0	0	N/A	83.1%	83.1%	87.0%

* This is based on patients treated on this contract for their most recent course of treatment. Figures in italics indicate the base number of FP17s or Patient Questionnaire responses are less than 100. N/A is shown where the base number of responses is less than 10 during the period. % is calculated as Quantity/Base number*100

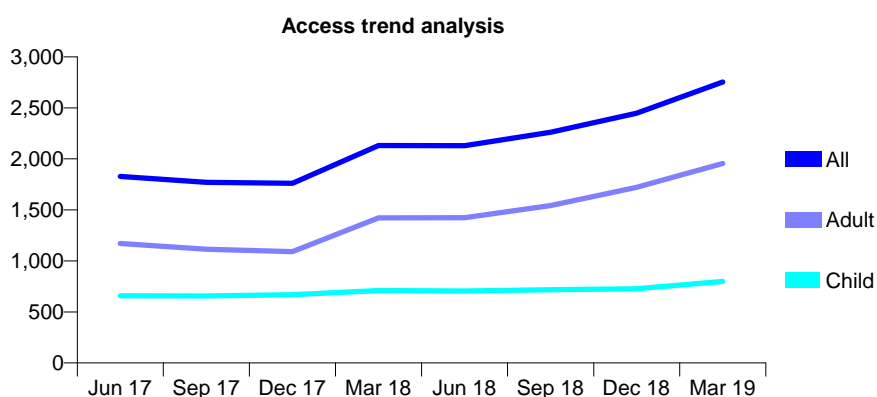
Q62 - Vital Signs At a Glance Contract Report for 323373/0001 - March 2019

Name or company name	Nisha Majevalia
Contract type name	GDS Contract
Purpose of contract	General
Contract start date	01/04/2006
Contract end date	

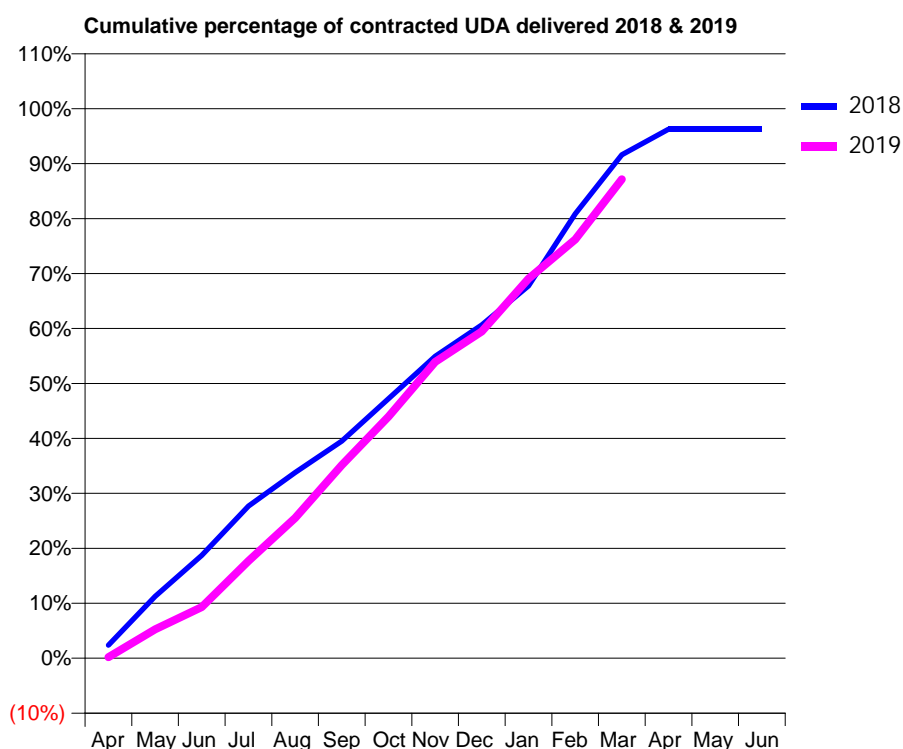
18/19 Contracted general activity (UDA)	8,407
Carry forward general activity (UDA)	315
18/19 Contracted orthodontic activity (UOA)	0
Carry forward orthodontic activity (UOA)	0
Baseline contract value	£223,868.21

ACCESS*

Patients seen in 24 months	Total	Change since previous quarter
Quarter ending March 2018	2,131	
Quarter ending June 2018	2,129	→
Quarter ending September 2018	2,261	↑
Quarter ending December 2018	2,448	↑
Quarter ending March 2019	2,754	↑
Variance since March 2018	29.2%	↑



ACTIVITY



Adjusted Scheduled Activity (UDA)		
Month	2018	2019
April	199	16
May	947	441
June	1,574	783
July	2,327	1,489
August	2,840	2,146
September	3,323	2,953
October	3,970	3,696
November	4,618	4,532
December	5,100	4,999
January	5,698	5,806
February	6,797	6,406
March	7,700	7,327
April	8,092	
May	8,092	
June	8,092	

QUALITY

	Quantity	Base Number	Contract	AT	Region	England
% of FP17s for the same patient ID Re-attending within 3 months - Children	84	1,207	7.0%	10.3%	11.9%	11.8%
% of FP17s for the same patient ID Re-attending within 3 months - Adults	312	2,434	12.8%	16.0%	16.9%	15.7%
% of FP17s for the same patient ID Re-attending between 3 & 9 months - Children	743	1,207	61.6%	48.6%	48.9%	58.9%
% of FP17s for the same patient ID Re-attending between 3 & 9 months - Adults	1,117	2,434	45.9%	38.3%	38.9%	50.8%
% of FP17s for Band 1 Urgent Courses	200	3,501	5.7%	11.1%	10.7%	9.1%
% of FP17s Relating to Free Repair or Replacements	13	3,501	0.4%	0.5%	0.5%	0.8%
% of FP17s Relating to Continuations	13	3,501	0.4%	0.5%	0.7%	0.9%
% of Patients satisfied with the dentistry they have received	1	1	N/A	86.8%	89.1%	92.5%
% of Patients satisfied with the time they had to wait for an appointment	0	1	N/A	83.1%	83.1%	87.0%

* This is based on patients treated on this contract for their most recent course of treatment.

Figures in italics indicate the base number of FP17s or Patient Questionnaire responses are less than 100. N/A is shown where the base number of responses is less than 10 during the period. % is calculated as Quantity/Base number*100

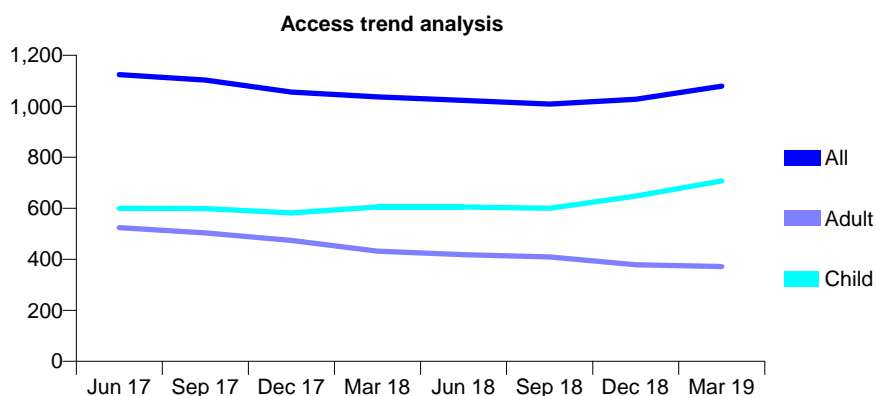
Q62 - Vital Signs At a Glance Contract Report for 325244/0002 - March 2019

Name or company name	MR RP SARAN
Contract type name	GDS Contract
Purpose of contract	General
Contract start date	01/04/2006
Contract end date	

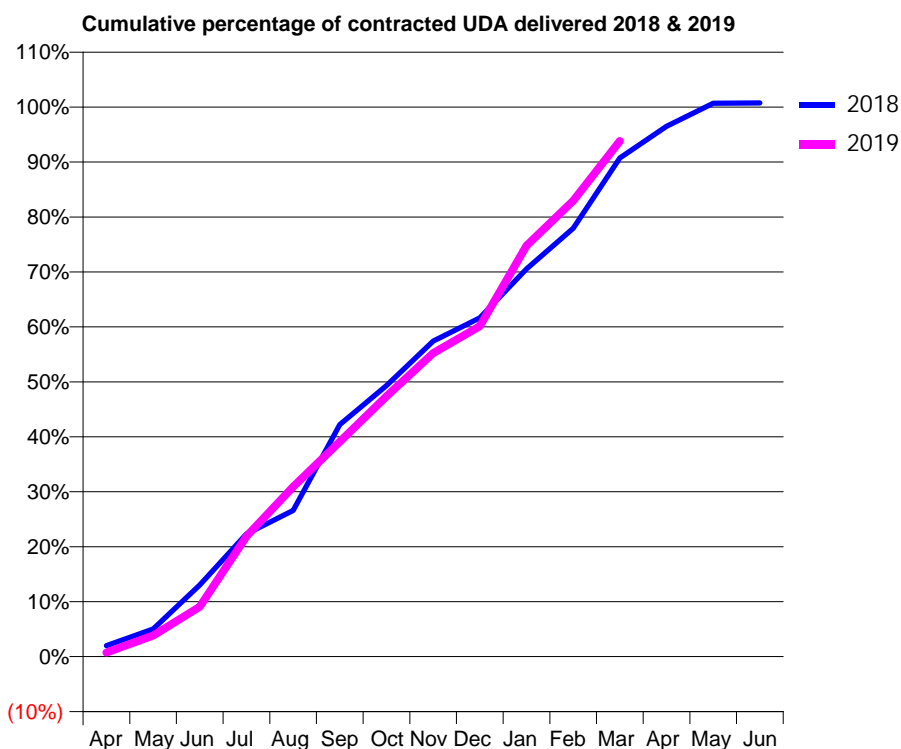
18/19 Contracted general activity (UDA)	7,910
Carry forward general activity (UDA)	-59
18/19 Contracted orthodontic activity (UOA)	0
Carry forward orthodontic activity (UOA)	0
Baseline contract value	£247,206.29

ACCESS*

Patients seen in 24 months	Total	Change since previous quarter
Quarter ending March 2018	1,037	
Quarter ending June 2018	1,023	↓
Quarter ending September 2018	1,009	↓
Quarter ending December 2018	1,027	→
Quarter ending March 2019	1,079	↑
Variance since March 2018	4.1%	↑



ACTIVITY



Month	Adjusted Scheduled Activity (UDA)	
	2018	2019
April	158	59
May	399	304
June	1,031	719
July	1,766	1,732
August	2,105	2,445
September	3,339	3,093
October	3,901	3,745
November	4,540	4,367
December	4,874	4,755
January	5,581	5,915
February	6,167	6,562
March	7,177	7,420
April	7,632	
May	7,965	
June	7,969	

QUALITY

	Quantity	Base Number	Contract	AT	Region	England
% of FP17s for the same patient ID Re-attending within 3 months - Children	36	1,476	2.4%	10.3%	11.9%	11.8%
% of FP17s for the same patient ID Re-attending within 3 months - Adults	35	577	6.1%	16.0%	16.9%	15.7%
% of FP17s for the same patient ID Re-attending between 3 & 9 months - Children	1,068	1,476	72.4%	48.6%	48.9%	58.9%
% of FP17s for the same patient ID Re-attending between 3 & 9 months - Adults	405	577	70.2%	38.3%	38.9%	50.8%
% of FP17s for Band 1 Urgent Courses	49	1,872	2.6%	11.1%	10.7%	9.1%
% of FP17s Relating to Free Repair or Replacements	0	1,872	0.0%	0.5%	0.5%	0.8%
% of FP17s Relating to Continuations	0	1,872	0.0%	0.5%	0.7%	0.9%
% of Patients satisfied with the dentistry they have received	0	0	N/A	86.8%	89.1%	92.5%
% of Patients satisfied with the time they had to wait for an appointment	0	0	N/A	83.1%	83.1%	87.0%

* This is based on patients treated on this contract for their most recent course of treatment. Figures in italics indicate the base number of FP17s or Patient Questionnaire responses are less than 100. N/A is shown where the base number of responses is less than 10 during the period. % is calculated as Quantity/Base number*100

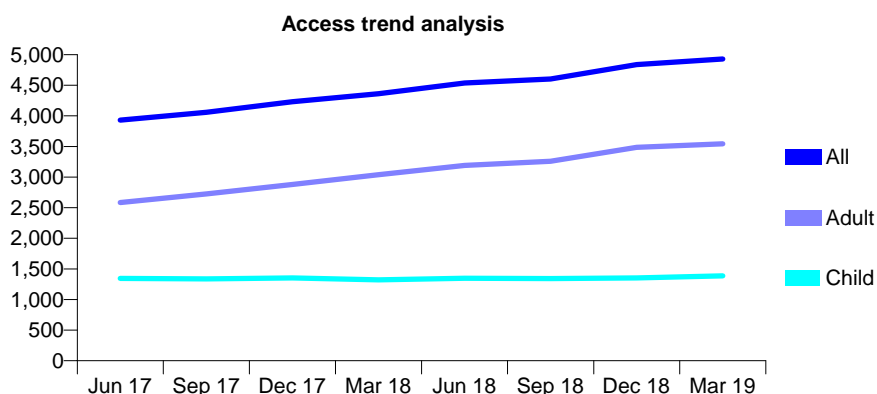
Q62 - Vital Signs At a Glance Contract Report for 327689/0001 - March 2019

Name or company name	MRS P WINAYAK
Contract type name	GDS Contract
Purpose of contract	General
Contract start date	01/04/2006
Contract end date	

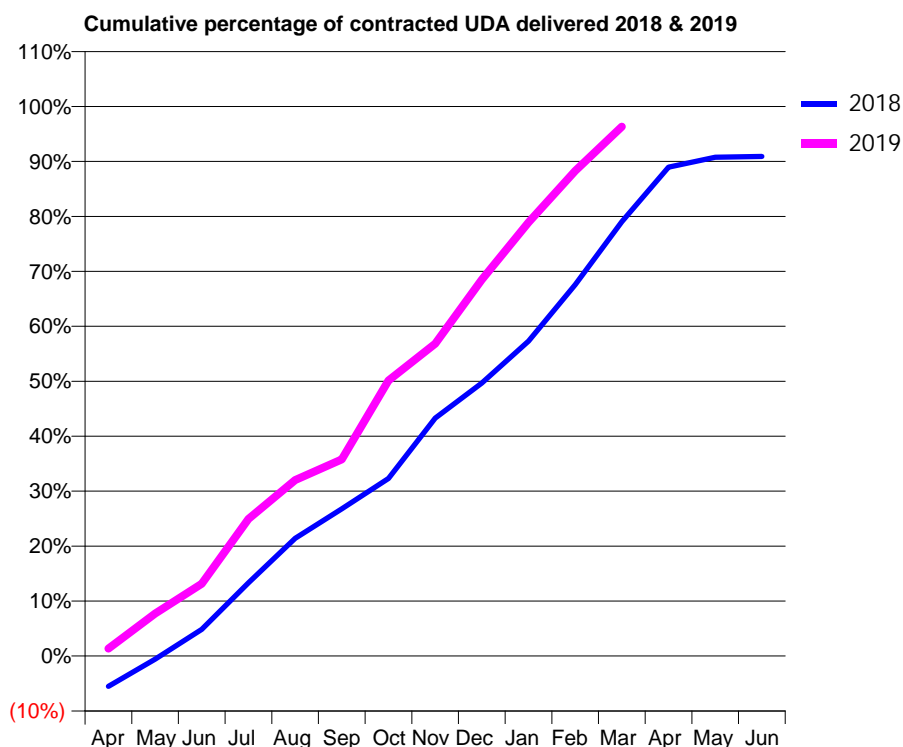
18/19 Contracted general activity (UDA)	15,955
Carry forward general activity (UDA)	0
18/19 Contracted orthodontic activity (UOA)	0
Carry forward orthodontic activity (UOA)	0
Baseline contract value	£492,029.19

ACCESS*

Patients seen in 24 months	Total	Change since previous quarter
Quarter ending March 2018	4,363	
Quarter ending June 2018	4,537	↑
Quarter ending September 2018	4,602	→
Quarter ending December 2018	4,838	↑
Quarter ending March 2019	4,930	→
Variance since March 2018	13.0%	↑



ACTIVITY



Month	Adjusted Scheduled Activity (UDA)	
	2018	2019
April	-883	214
May	-94	1,232
June	776	2,098
July	2,129	3,980
August	3,417	5,108
September	4,271	5,708
October	5,154	8,000
November	6,910	9,067
December	7,922	10,924
January	9,142	12,588
February	10,781	14,087
March	12,609	15,368
April	14,193	
May	14,477	
June	14,504	

QUALITY

	Quantity	Base Number	Contract	AT	Region	England
% of FP17s for the same patient ID Re-attending within 3 months - Children	225	1,638	13.7%	10.3%	11.9%	11.8%
% of FP17s for the same patient ID Re-attending within 3 months - Adults	805	3,843	20.9%	16.0%	16.9%	15.7%
% of FP17s for the same patient ID Re-attending between 3 & 9 months - Children	558	1,638	34.1%	48.6%	48.9%	58.9%
% of FP17s for the same patient ID Re-attending between 3 & 9 months - Adults	972	3,843	25.3%	38.3%	38.9%	50.8%
% of FP17s for Band 1 Urgent Courses	919	4,986	18.4%	11.1%	10.7%	9.1%
% of FP17s Relating to Free Repair or Replacements	29	4,986	0.6%	0.5%	0.5%	0.8%
% of FP17s Relating to Continuations	15	4,986	0.3%	0.5%	0.7%	0.9%
% of Patients satisfied with the dentistry they have received	1	1	N/A	86.8%	89.1%	92.5%
% of Patients satisfied with the time they had to wait for an appointment	1	1	N/A	83.1%	83.1%	87.0%

* This is based on patients treated on this contract for their most recent course of treatment. Figures in italics indicate the base number of FP17s or Patient Questionnaire responses are less than 100. N/A is shown where the base number of responses is less than 10 during the period. % is calculated as Quantity/Base number*100

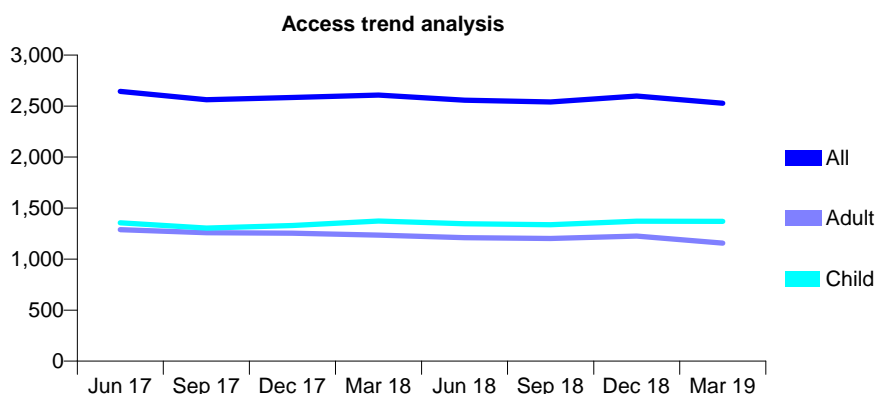
Q62 - Vital Signs At a Glance Contract Report for 327689/0002 - March 2019

Name or company name	MRS P WINAYAK
Contract type name	GDS Contract
Purpose of contract	General
Contract start date	01/04/2006
Contract end date	

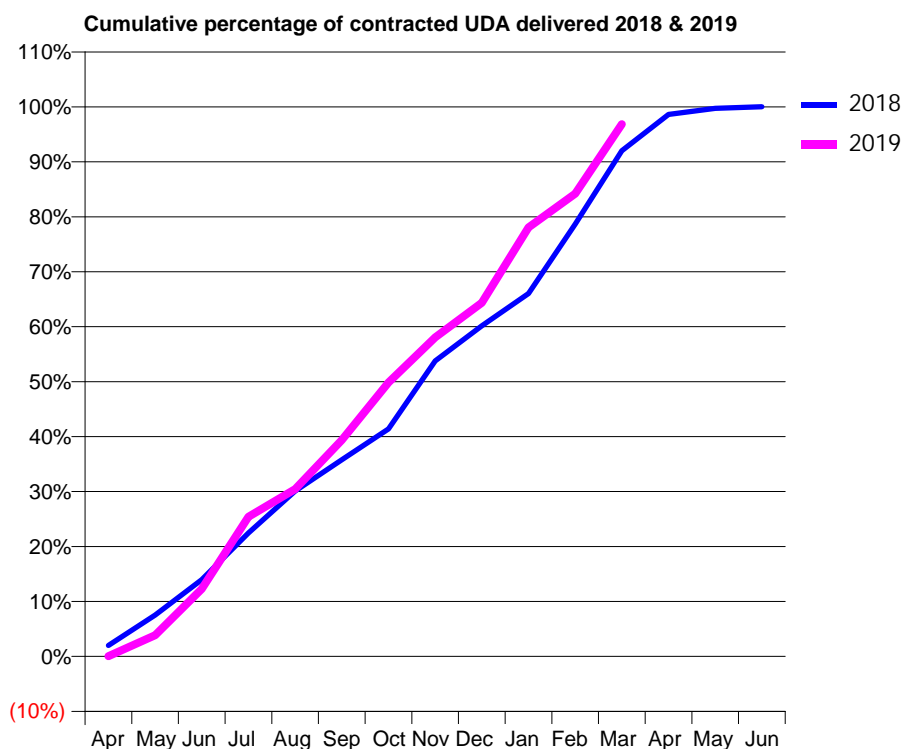
18/19 Contracted general activity (UDA)	8,036
Carry forward general activity (UDA)	-1
18/19 Contracted orthodontic activity (UOA)	0
Carry forward orthodontic activity (UOA)	0
Baseline contract value	£268,360.93

ACCESS*

Patients seen in 24 months	Total	Change since previous quarter
Quarter ending March 2018	2,608	
Quarter ending June 2018	2,557	↓
Quarter ending September 2018	2,540	→
Quarter ending December 2018	2,598	↑
Quarter ending March 2019	2,528	↓
Variance since March 2018	(3.1%)	↓



ACTIVITY



Month	2018	2019
April	161	4
May	606	311
June	1,121	987
July	1,805	2,042
August	2,419	2,447
September	2,876	3,162
October	3,327	4,004
November	4,323	4,666
December	4,833	5,171
January	5,306	6,273
February	6,321	6,765
March	7,394	7,782
April	7,923	
May	8,013	
June	8,037	

QUALITY

	Quantity	Base Number	Contract	AT	Region	England
% of FP17s for the same patient ID Re-attending within 3 months - Children	140	1,561	9.0%	10.3%	11.9%	11.8%
% of FP17s for the same patient ID Re-attending within 3 months - Adults	264	1,183	22.3%	16.0%	16.9%	15.7%
% of FP17s for the same patient ID Re-attending between 3 & 9 months - Children	590	1,561	37.8%	48.6%	48.9%	58.9%
% of FP17s for the same patient ID Re-attending between 3 & 9 months - Adults	271	1,183	22.9%	38.3%	38.9%	50.8%
% of FP17s for Band 1 Urgent Courses	393	2,565	15.3%	11.1%	10.7%	9.1%
% of FP17s Relating to Free Repair or Replacements	3	2,565	0.1%	0.5%	0.5%	0.8%
% of FP17s Relating to Continuations	4	2,565	0.2%	0.5%	0.7%	0.9%
% of Patients satisfied with the dentistry they have received	0	0	N/A	86.8%	89.1%	92.5%
% of Patients satisfied with the time they had to wait for an appointment	0	0	N/A	83.1%	83.1%	87.0%

* This is based on patients treated on this contract for their most recent course of treatment. Figures in italics indicate the base number of FP17s or Patient Questionnaire responses are less than 100. N/A is shown where the base number of responses is less than 10 during the period. % is calculated as Quantity/Base number*100

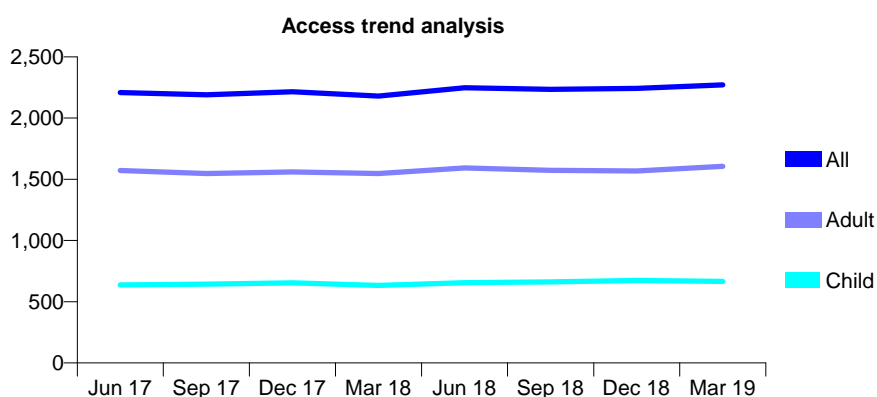
Q62 - Vital Signs At a Glance Contract Report for 328995/0002 - March 2019

Name or company name	MR I MOHAMMED
Contract type name	GDS Contract
Purpose of contract	General
Contract start date	01/04/2015
Contract end date	

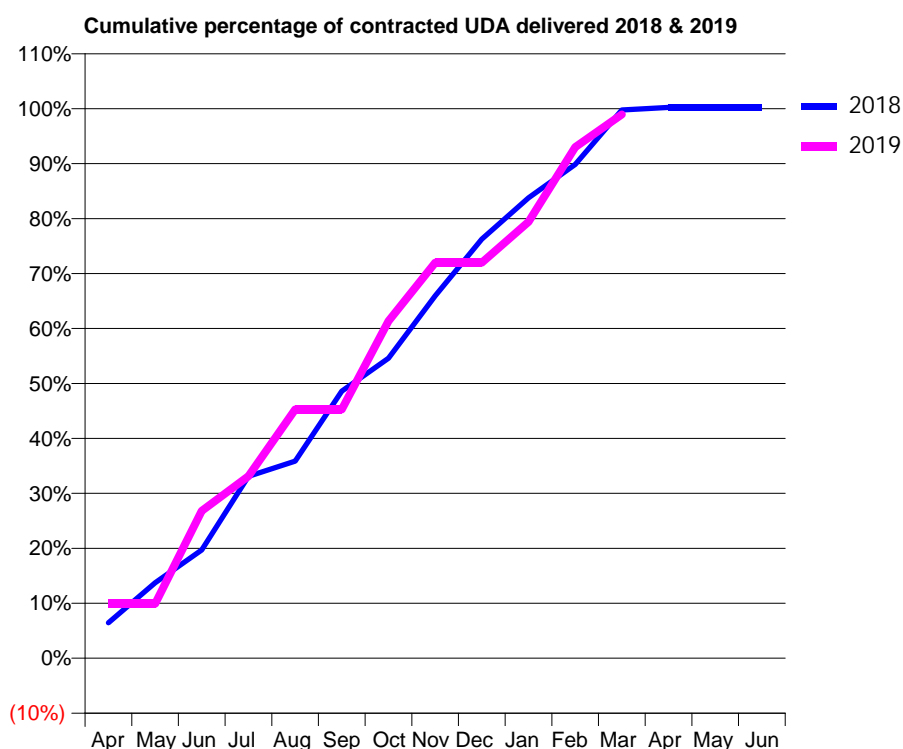
18/19 Contracted general activity (UDA)	6,668
Carry forward general activity (UDA)	-13
18/19 Contracted orthodontic activity (UOA)	0
Carry forward orthodontic activity (UOA)	0
Baseline contract value	£206,853.28

ACCESS*

Patients seen in 24 months	Total	Change since previous quarter
Quarter ending March 2018	2,180	
Quarter ending June 2018	2,248	↑
Quarter ending September 2018	2,235	→
Quarter ending December 2018	2,242	→
Quarter ending March 2019	2,272	→
Variance since March 2018	4.2%	↑



ACTIVITY



Adjusted Scheduled Activity (UDA)		
Month	2018	2019
April	430	661
May	916	661
June	1,314	1,788
July	2,207	2,209
August	2,392	3,018
September	3,240	3,018
October	3,639	4,089
November	4,397	4,799
December	5,085	4,799
January	5,585	5,293
February	5,992	6,202
March	6,652	6,599
April	6,681	
May	6,681	
June	6,681	

QUALITY

	Quantity	Base Number	Contract	AT	Region	England
% of FP17s for the same patient ID Re-attending within 3 months - Children	31	572	5.4%	10.3%	11.9%	11.8%
% of FP17s for the same patient ID Re-attending within 3 months - Adults	129	1,377	9.4%	16.0%	16.9%	15.7%
% of FP17s for the same patient ID Re-attending between 3 & 9 months - Children	137	572	24.0%	48.6%	48.9%	58.9%
% of FP17s for the same patient ID Re-attending between 3 & 9 months - Adults	346	1,377	25.1%	38.3%	38.9%	50.8%
% of FP17s for Band 1 Urgent Courses	94	1,936	4.9%	11.1%	10.7%	9.1%
% of FP17s Relating to Free Repair or Replacements	3	1,936	0.2%	0.5%	0.5%	0.8%
% of FP17s Relating to Continuations	15	1,936	0.8%	0.5%	0.7%	0.9%
% of Patients satisfied with the dentistry they have received	0	1	N/A	86.8%	89.1%	92.5%
% of Patients satisfied with the time they had to wait for an appointment	0	1	N/A	83.1%	83.1%	87.0%

* This is based on patients treated on this contract for their most recent course of treatment. Figures in italics indicate the base number of FP17s or Patient Questionnaire responses are less than 100. N/A is shown where the base number of responses is less than 10 during the period. % is calculated as Quantity/Base number*100

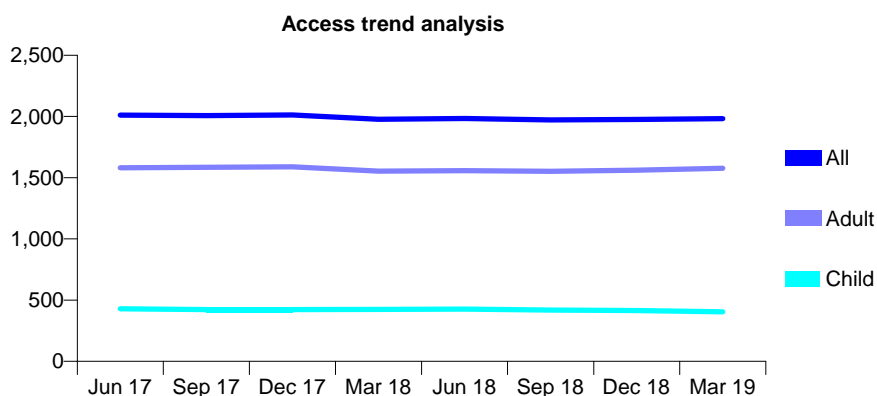
Q62 - Vital Signs At a Glance Contract Report for 331880/0001 - March 2019

Name or company name	MR NK PATEL
Contract type name	GDS Contract
Purpose of contract	General
Contract start date	01/04/2006
Contract end date	

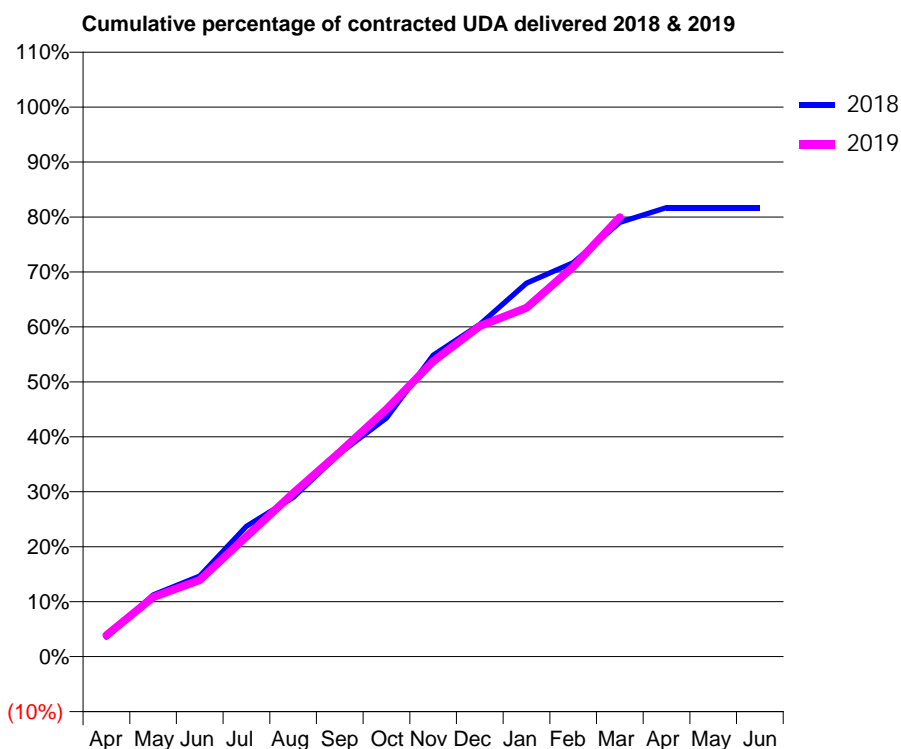
18/19 Contracted general activity (UDA)	4,469
Carry forward general activity (UDA)	0
18/19 Contracted orthodontic activity (UOA)	0
Carry forward orthodontic activity (UOA)	0
Baseline contract value	£112,009.78

ACCESS*

Patients seen in 24 months	Total	Change since previous quarter
Quarter ending March 2018	1,978	
Quarter ending June 2018	1,983	→
Quarter ending September 2018	1,972	→
Quarter ending December 2018	1,976	→
Quarter ending March 2019	1,982	→
Variance since March 2018	0.2%	→



ACTIVITY



Month	Adjusted Scheduled Activity (UDA)	
	2018	2019
April	158	174
May	501	483
June	656	623
July	1,060	977
August	1,295	1,330
September	1,653	1,663
October	1,941	2,011
November	2,452	2,402
December	2,701	2,687
January	3,037	2,836
February	3,204	3,172
March	3,532	3,572
April	3,651	
May	3,651	
June	3,651	

QUALITY

	Quantity	Base Number	Contract	AT	Region	England
% of FP17s for the same patient ID Re-attending within 3 months - Children	14	449	3.1%	10.3%	11.9%	11.8%
% of FP17s for the same patient ID Re-attending within 3 months - Adults	46	1,335	3.4%	16.0%	16.9%	15.7%
% of FP17s for the same patient ID Re-attending between 3 & 9 months - Children	120	449	26.7%	48.6%	48.9%	58.9%
% of FP17s for the same patient ID Re-attending between 3 & 9 months - Adults	305	1,335	22.8%	38.3%	38.9%	50.8%
% of FP17s for Band 1 Urgent Courses	102	1,710	6.0%	11.1%	10.7%	9.1%
% of FP17s Relating to Free Repair or Replacements	0	1,710	0.0%	0.5%	0.5%	0.8%
% of FP17s Relating to Continuations	6	1,710	0.4%	0.5%	0.7%	0.9%
% of Patients satisfied with the dentistry they have received	1	1	N/A	86.8%	89.1%	92.5%
% of Patients satisfied with the time they had to wait for an appointment	1	1	N/A	83.1%	83.1%	87.0%

* This is based on patients treated on this contract for their most recent course of treatment. Figures in italics indicate the base number of FP17s or Patient Questionnaire responses are less than 100. N/A is shown where the base number of responses is less than 10 during the period. % is calculated as Quantity/Base number*100

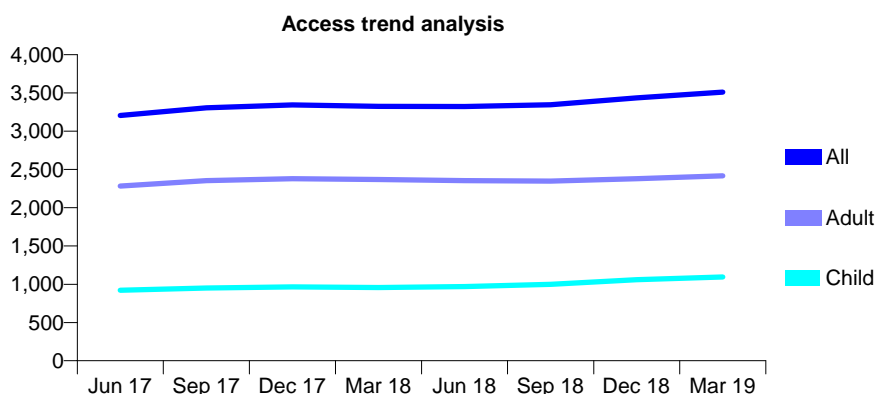
Q62 - Vital Signs At a Glance Contract Report for 333735/0002 - March 2019

Name or company name	Oracare Dental
Contract type name	GDS Contract
Purpose of contract	General
Contract start date	01/09/2010
Contract end date	

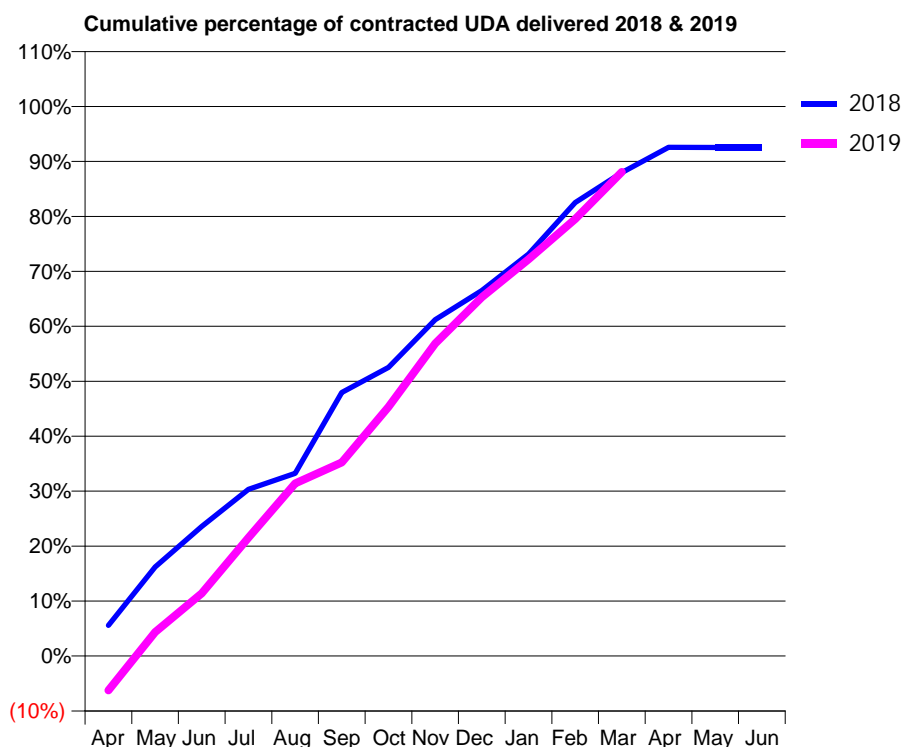
18/19 Contracted general activity (UDA)	8,914
Carry forward general activity (UDA)	665
18/19 Contracted orthodontic activity (UOA)	0
Carry forward orthodontic activity (UOA)	0
Baseline contract value	£245,305.98

ACCESS*

Patients seen in 24 months	Total	Change since previous quarter
Quarter ending March 2018	3,325	
Quarter ending June 2018	3,323	→
Quarter ending September 2018	3,345	→
Quarter ending December 2018	3,436	↑
Quarter ending March 2019	3,511	↑
Variance since March 2018	5.6%	↑



ACTIVITY



Month	Adjusted Scheduled Activity (UDA)	
	2018	2019
April	496	-559
May	1,445	388
June	2,101	1,017
July	2,702	1,921
August	2,963	2,800
September	4,276	3,139
October	4,683	4,042
November	5,456	5,070
December	5,929	5,820
January	6,521	6,433
February	7,356	7,088
March	7,840	7,852
April	8,250	
May	8,249	
June	8,249	

QUALITY

	Quantity	Base Number	Contract	AT	Region	England
% of FP17s for the same patient ID Re-attending within 3 months - Children	101	1,256	8.0%	10.3%	11.9%	11.8%
% of FP17s for the same patient ID Re-attending within 3 months - Adults	370	2,411	15.3%	16.0%	16.9%	15.7%
% of FP17s for the same patient ID Re-attending between 3 & 9 months - Children	510	1,256	40.6%	48.6%	48.9%	58.9%
% of FP17s for the same patient ID Re-attending between 3 & 9 months - Adults	655	2,411	27.2%	38.3%	38.9%	50.8%
% of FP17s for Band 1 Urgent Courses	377	3,506	10.8%	11.1%	10.7%	9.1%
% of FP17s Relating to Free Repair or Replacements	35	3,506	1.0%	0.5%	0.5%	0.8%
% of FP17s Relating to Continuations	30	3,506	0.9%	0.5%	0.7%	0.9%
% of Patients satisfied with the dentistry they have received	2	2	N/A	86.8%	89.1%	92.5%
% of Patients satisfied with the time they had to wait for an appointment	2	2	N/A	83.1%	83.1%	87.0%

* This is based on patients treated on this contract for their most recent course of treatment. Figures in italics indicate the base number of FP17s or Patient Questionnaire responses are less than 100. N/A is shown where the base number of responses is less than 10 during the period. % is calculated as Quantity/Base number*100

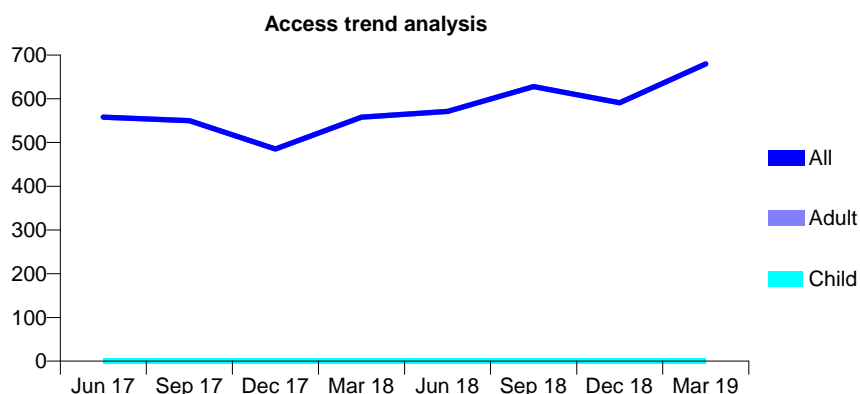
Q62 - Vital Signs At a Glance Contract Report for 334448/0001 - March 2019

Name or company name	LOVLINA KAUR BINDRA
Contract type name	GDS Contract
Purpose of contract	General
Contract start date	01/04/2006
Contract end date	

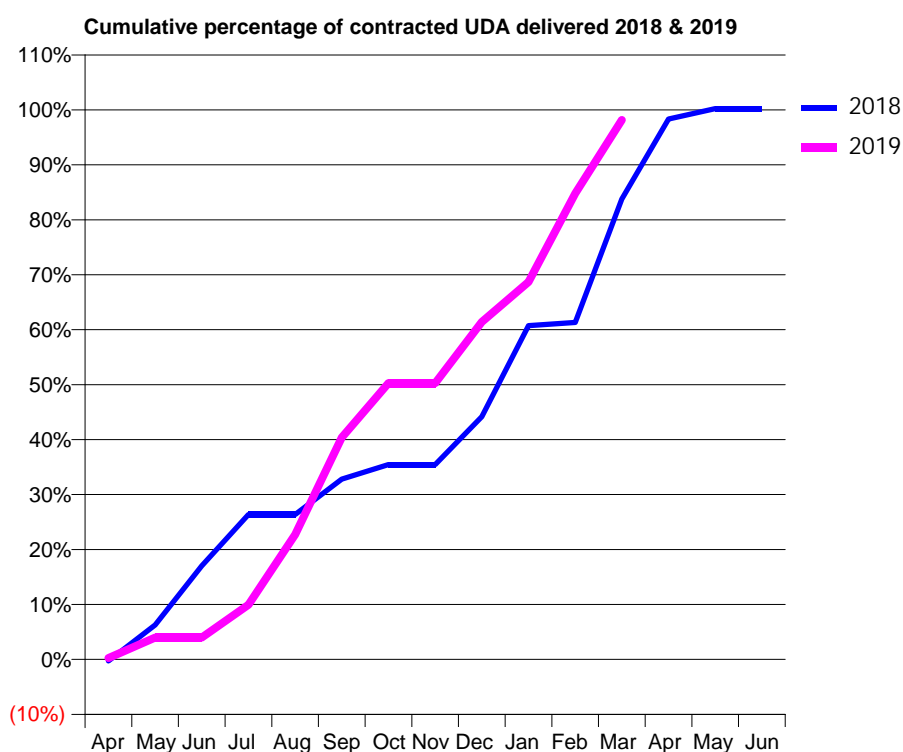
18/19 Contracted general activity (UDA)	1,999
Carry forward general activity (UDA)	-5
18/19 Contracted orthodontic activity (UOA)	0
Carry forward orthodontic activity (UOA)	0
Baseline contract value	£70,128.53

ACCESS*

Patients seen in 24 months	Total	Change since previous quarter
Quarter ending March 2018	558	
Quarter ending June 2018	571	↑
Quarter ending September 2018	628	↑
Quarter ending December 2018	591	↓
Quarter ending March 2019	680	↑
Variance since March 2018	21.9%	↑



ACTIVITY



Month	Adjusted Scheduled Activity (UDA)	
	2018	2019
April	-6	5
May	125	79
June	340	79
July	527	199
August	527	454
September	656	808
October	709	1,005
November	709	1,005
December	883	1,227
January	1,214	1,373
February	1,226	1,695
March	1,674	1,962
April	1,966	
May	2,004	
June	2,004	

QUALITY

	Quantity	Base Number	Contract	AT	Region	England
% of FP17s for the same patient ID Re-attending within 3 months - Children	0	0	N/A	10.3%	11.9%	11.8%
% of FP17s for the same patient ID Re-attending within 3 months - Adults	13	540	2.4%	16.0%	16.9%	15.7%
% of FP17s for the same patient ID Re-attending between 3 & 9 months - Children	0	0	N/A	48.6%	48.9%	58.9%
% of FP17s for the same patient ID Re-attending between 3 & 9 months - Adults	56	540	10.4%	38.3%	38.9%	50.8%
% of FP17s for Band 1 Urgent Courses	46	494	9.3%	11.1%	10.7%	9.1%
% of FP17s Relating to Free Repair or Replacements	0	494	0.0%	0.5%	0.5%	0.8%
% of FP17s Relating to Continuations	0	494	0.0%	0.5%	0.7%	0.9%
% of Patients satisfied with the dentistry they have received	0	0	N/A	86.8%	89.1%	92.5%
% of Patients satisfied with the time they had to wait for an appointment	0	0	N/A	83.1%	83.1%	87.0%

* This is based on patients treated on this contract for their most recent course of treatment. Figures in italics indicate the base number of FP17s or Patient Questionnaire responses are less than 100. N/A is shown where the base number of responses is less than 10 during the period. % is calculated as Quantity/Base number*100

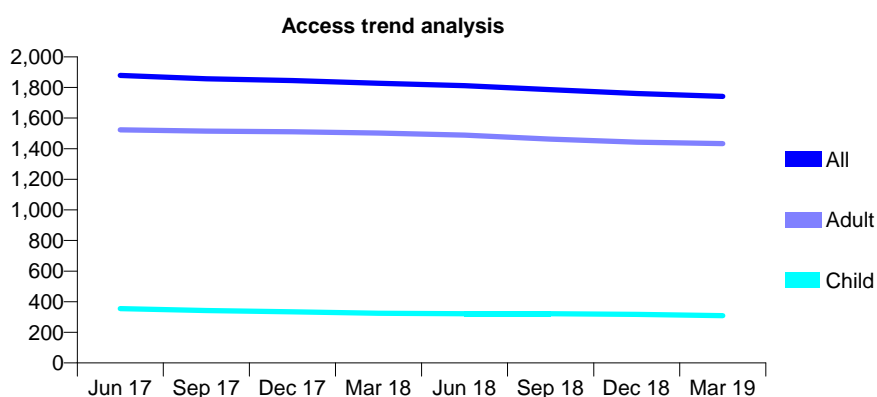
Q62 - Vital Signs At a Glance Contract Report for 334537/0001 - March 2019

Name or company name	MR SP AURORA
Contract type name	GDS Contract
Purpose of contract	General
Contract start date	01/04/2006
Contract end date	

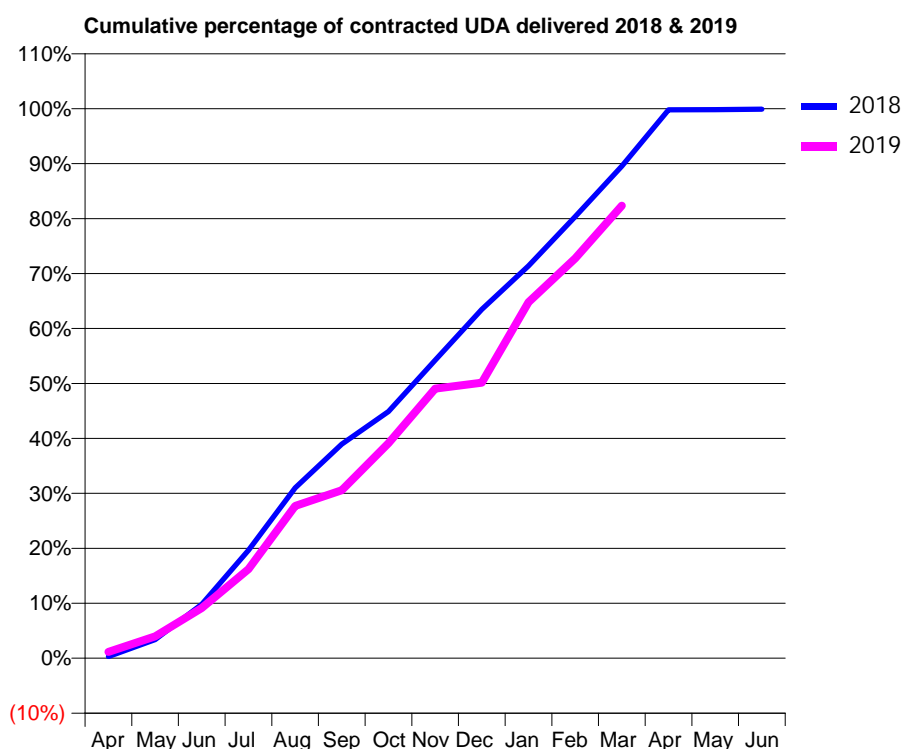
18/19 Contracted general activity (UDA)	9,051
Carry forward general activity (UDA)	9
18/19 Contracted orthodontic activity (UOA)	0
Carry forward orthodontic activity (UOA)	0
Baseline contract value	£282,626.19

ACCESS*

Patients seen in 24 months	Total	Change since previous quarter
Quarter ending March 2018	1,827	
Quarter ending June 2018	1,811	→
Quarter ending September 2018	1,785	↓
Quarter ending December 2018	1,761	↓
Quarter ending March 2019	1,742	↓
Variance since March 2018	(4.7%)	↓



ACTIVITY



Month	2018	2019
April	28	105
May	307	361
June	889	827
July	1,778	1,468
August	2,805	2,510
September	3,526	2,766
October	4,061	3,542
November	4,909	4,439
December	5,745	4,536
January	6,461	5,862
February	7,273	6,586
March	8,104	7,454
April	9,033	
May	9,036	
June	9,042	

QUALITY

	Quantity	Base Number	Contract	AT	Region	England
% of FP17s for the same patient ID Re-attending within 3 months - Children	53	572	9.3%	10.3%	11.9%	11.8%
% of FP17s for the same patient ID Re-attending within 3 months - Adults	519	2,634	19.7%	16.0%	16.9%	15.7%
% of FP17s for the same patient ID Re-attending between 3 & 9 months - Children	392	572	68.5%	48.6%	48.9%	58.9%
% of FP17s for the same patient ID Re-attending between 3 & 9 months - Adults	1,682	2,634	63.9%	38.3%	38.9%	50.8%
% of FP17s for Band 1 Urgent Courses	111	2,946	3.8%	11.1%	10.7%	9.1%
% of FP17s Relating to Free Repair or Replacements	32	2,946	1.1%	0.5%	0.5%	0.8%
% of FP17s Relating to Continuations	25	2,946	0.8%	0.5%	0.7%	0.9%
% of Patients satisfied with the dentistry they have received	0	0	N/A	86.8%	89.1%	92.5%
% of Patients satisfied with the time they had to wait for an appointment	0	0	N/A	83.1%	83.1%	87.0%

* This is based on patients treated on this contract for their most recent course of treatment. Figures in italics indicate the base number of FP17s or Patient Questionnaire responses are less than 100. N/A is shown where the base number of responses is less than 10 during the period. % is calculated as Quantity/Base number*100

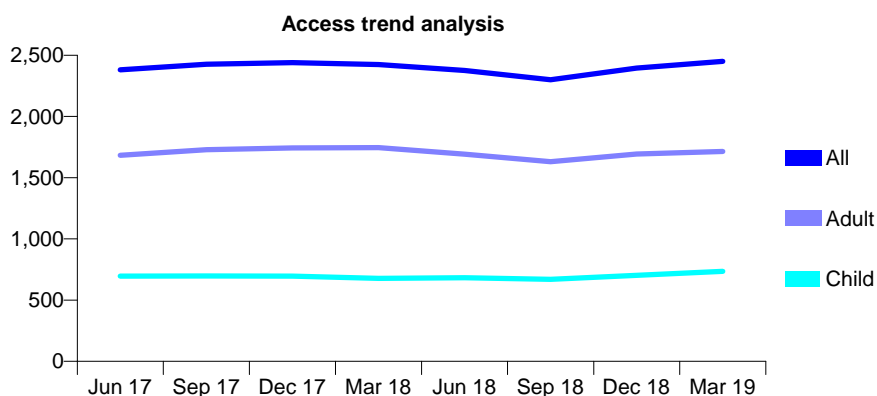
Q62 - Vital Signs At a Glance Contract Report for 335428/0001 - March 2019

Name or company name	MR AV PATEL
Contract type name	GDS Contract
Purpose of contract	General
Contract start date	01/04/2006
Contract end date	

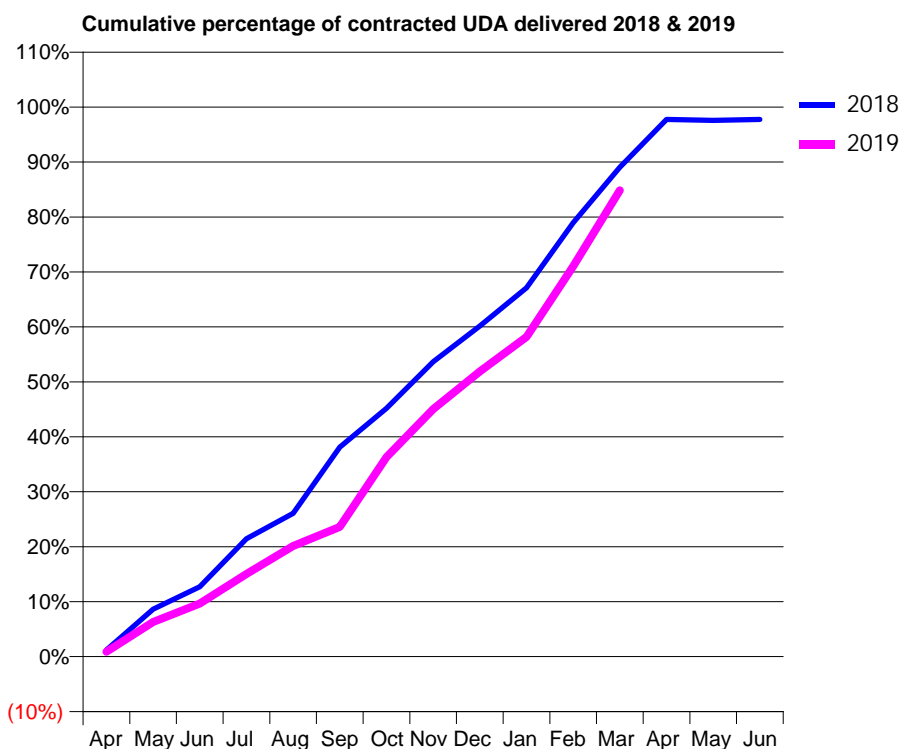
18/19 Contracted general activity (UDA)	7,417
Carry forward general activity (UDA)	166
18/19 Contracted orthodontic activity (UOA)	0
Carry forward orthodontic activity (UOA)	0
Baseline contract value	£235,745.33

ACCESS*

Patients seen in 24 months	Total	Change since previous quarter
Quarter ending March 2018	2,424	
Quarter ending June 2018	2,376	↓
Quarter ending September 2018	2,300	↓
Quarter ending December 2018	2,396	↑
Quarter ending March 2019	2,450	↑
Variance since March 2018	1.1%	→



ACTIVITY



Month	Adjusted Scheduled Activity (UDA)	
	2018	2019
April	91	66
May	640	467
June	944	715
July	1,591	1,117
August	1,933	1,492
September	2,826	1,751
October	3,350	2,691
November	3,980	3,341
December	4,460	3,850
January	4,978	4,316
February	5,857	5,269
March	6,605	6,293
April	7,249	
May	7,237	
June	7,251	

QUALITY

	Quantity	Base Number	Contract	AT	Region	England
% of FP17s for the same patient ID Re-attending within 3 months - Children	39	800	4.9%	10.3%	11.9%	11.8%
% of FP17s for the same patient ID Re-attending within 3 months - Adults	152	1,422	10.7%	16.0%	16.9%	15.7%
% of FP17s for the same patient ID Re-attending between 3 & 9 months - Children	363	800	45.4%	48.6%	48.9%	58.9%
% of FP17s for the same patient ID Re-attending between 3 & 9 months - Adults	438	1,422	30.8%	38.3%	38.9%	50.8%
% of FP17s for Band 1 Urgent Courses	221	2,300	9.6%	11.1%	10.7%	9.1%
% of FP17s Relating to Free Repair or Replacements	12	2,300	0.5%	0.5%	0.5%	0.8%
% of FP17s Relating to Continuations	8	2,300	0.3%	0.5%	0.7%	0.9%
% of Patients satisfied with the dentistry they have received	0	1	N/A	86.8%	89.1%	92.5%
% of Patients satisfied with the time they had to wait for an appointment	1	1	N/A	83.1%	83.1%	87.0%

* This is based on patients treated on this contract for their most recent course of treatment. Figures in italics indicate the base number of FP17s or Patient Questionnaire responses are less than 100. N/A is shown where the base number of responses is less than 10 during the period. % is calculated as Quantity/Base number*100

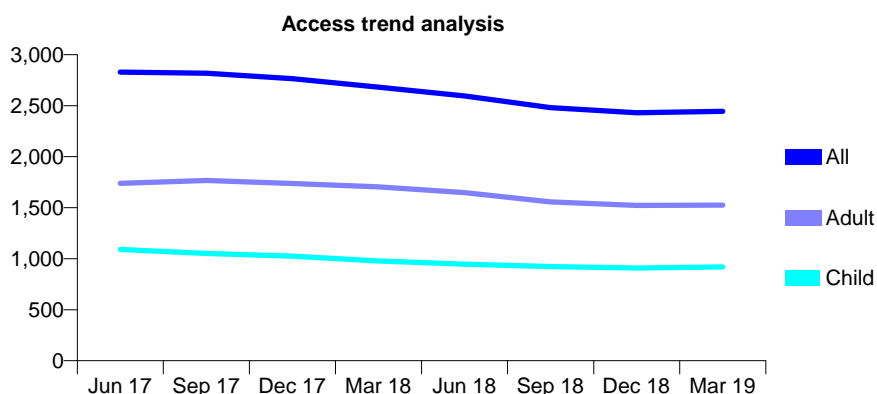
Q62 - Vital Signs At a Glance Contract Report for 335428/0003 - March 2019

Name or company name	MR AV PATEL
Contract type name	GDS Contract
Purpose of contract	General
Contract start date	02/08/2006
Contract end date	

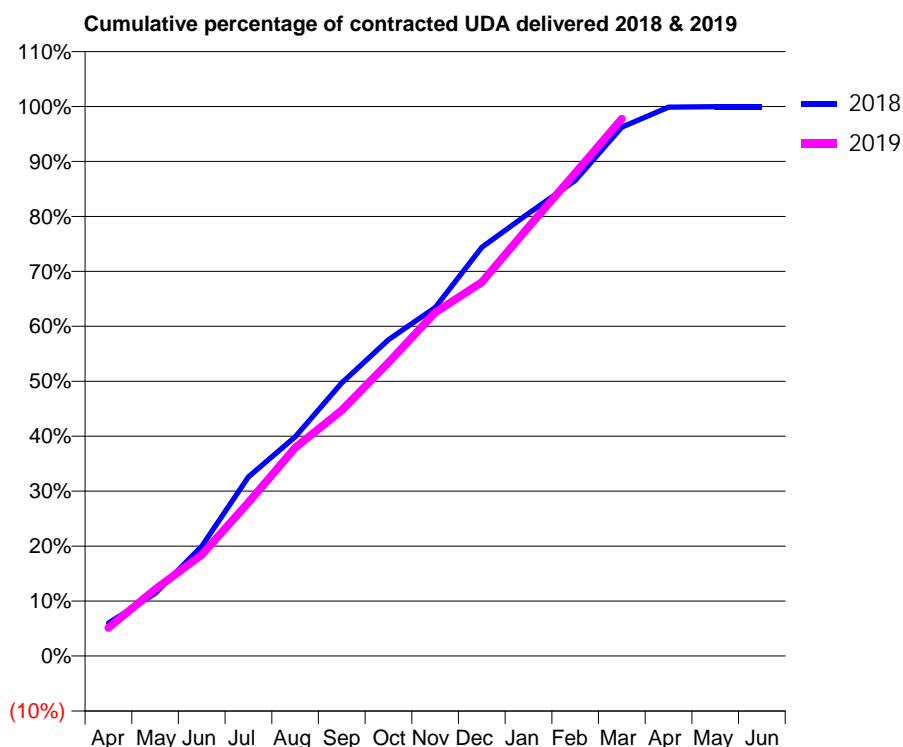
18/19 Contracted general activity (UDA)	5,989
Carry forward general activity (UDA)	-110
18/19 Contracted orthodontic activity (UOA)	0
Carry forward orthodontic activity (UOA)	0
Baseline contract value	£193,988.81

ACCESS*

Patients seen in 24 months	Total	Change since previous quarter
Quarter ending March 2018	2,682	
Quarter ending June 2018	2,595	↓
Quarter ending September 2018	2,480	↓
Quarter ending December 2018	2,431	↓
Quarter ending March 2019	2,445	→
Variance since March 2018	(8.8%)	↓



ACTIVITY



Month	Adjusted Scheduled Activity (UDA)	
	2018	2019
April	359	309
May	684	726
June	1,195	1,104
July	1,953	1,674
August	2,389	2,271
September	2,978	2,678
October	3,448	3,198
November	3,798	3,744
December	4,454	4,073
January	4,824	4,675
February	5,184	5,263
March	5,763	5,853
April	5,981	
May	5,987	
June	5,987	

QUALITY

	Quantity	Base Number	Contract	AT	Region	England
% of FP17s for the same patient ID Re-attending within 3 months - Children	69	1,142	6.0%	10.3%	11.9%	11.8%
% of FP17s for the same patient ID Re-attending within 3 months - Adults	161	1,506	10.7%	16.0%	16.9%	15.7%
% of FP17s for the same patient ID Re-attending between 3 & 9 months - Children	595	1,142	52.1%	48.6%	48.9%	58.9%
% of FP17s for the same patient ID Re-attending between 3 & 9 months - Adults	512	1,506	34.0%	38.3%	38.9%	50.8%
% of FP17s for Band 1 Urgent Courses	279	2,491	11.2%	11.1%	10.7%	9.1%
% of FP17s Relating to Free Repair or Replacements	4	2,491	0.2%	0.5%	0.5%	0.8%
% of FP17s Relating to Continuations	11	2,491	0.4%	0.5%	0.7%	0.9%
% of Patients satisfied with the dentistry they have received	0	0	N/A	86.8%	89.1%	92.5%
% of Patients satisfied with the time they had to wait for an appointment	0	0	N/A	83.1%	83.1%	87.0%

* This is based on patients treated on this contract for their most recent course of treatment. Figures in italics indicate the base number of FP17s or Patient Questionnaire responses are less than 100. N/A is shown where the base number of responses is less than 10 during the period. % is calculated as Quantity/Base number*100

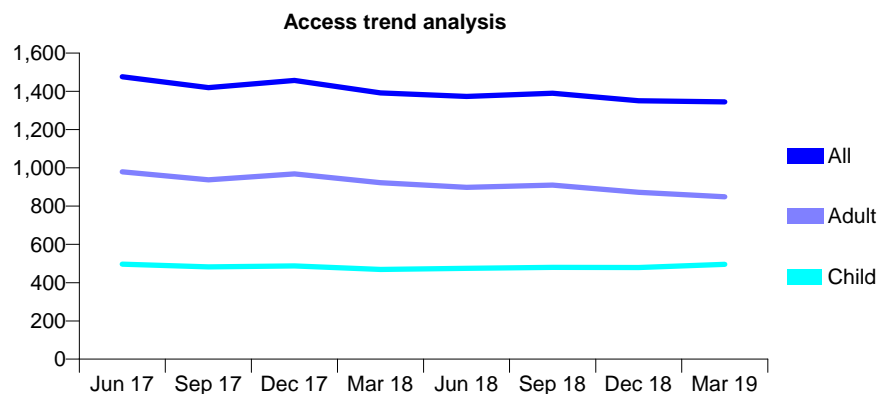
Q62 - Vital Signs At a Glance Contract Report for 335509/0001 - March 2019

Name or company name	MRS GC BASKERAN
Contract type name	GDS Contract
Purpose of contract	General
Contract start date	01/04/2006
Contract end date	

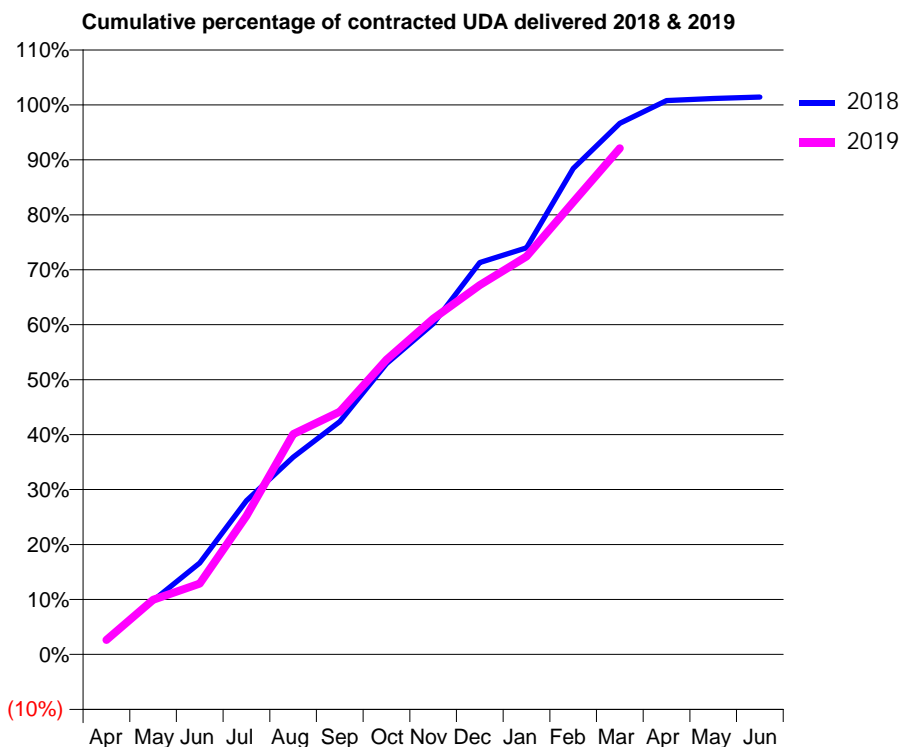
18/19 Contracted general activity (UDA)	4,773
Carry forward general activity (UDA)	-68
18/19 Contracted orthodontic activity (UOA)	0
Carry forward orthodontic activity (UOA)	0
Baseline contract value	£130,200.03

ACCESS*

Patients seen in 24 months	Total	Change since previous quarter
Quarter ending March 2018	1,392	
Quarter ending June 2018	1,373	↓
Quarter ending September 2018	1,390	→
Quarter ending December 2018	1,351	↓
Quarter ending March 2019	1,345	→
Variance since March 2018	(3.4%)	↓



ACTIVITY



Month	Adjusted Scheduled Activity (UDA)	
	2018	2019
April	129	126
May	468	475
June	795	616
July	1,335	1,203
August	1,713	1,913
September	2,022	2,107
October	2,525	2,561
November	2,873	2,915
December	3,404	3,208
January	3,531	3,455
February	4,220	3,930
March	4,613	4,396
April	4,810	
May	4,828	
June	4,841	

QUALITY

	Quantity	Base Number	Contract	AT	Region	England
% of FP17s for the same patient ID Re-attending within 3 months - Children	16	448	3.6%	10.3%	11.9%	11.8%
% of FP17s for the same patient ID Re-attending within 3 months - Adults	62	749	8.3%	16.0%	16.9%	15.7%
% of FP17s for the same patient ID Re-attending between 3 & 9 months - Children	131	448	29.2%	48.6%	48.9%	58.9%
% of FP17s for the same patient ID Re-attending between 3 & 9 months - Adults	240	749	32.0%	38.3%	38.9%	50.8%
% of FP17s for Band 1 Urgent Courses	47	1,145	4.1%	11.1%	10.7%	9.1%
% of FP17s Relating to Free Repair or Replacements	32	1,145	2.8%	0.5%	0.5%	0.8%
% of FP17s Relating to Continuations	8	1,145	0.7%	0.5%	0.7%	0.9%
% of Patients satisfied with the dentistry they have received	0	0	N/A	86.8%	89.1%	92.5%
% of Patients satisfied with the time they had to wait for an appointment	0	0	N/A	83.1%	83.1%	87.0%

* This is based on patients treated on this contract for their most recent course of treatment. Figures in italics indicate the base number of FP17s or Patient Questionnaire responses are less than 100. N/A is shown where the base number of responses is less than 10 during the period. % is calculated as Quantity/Base number*100

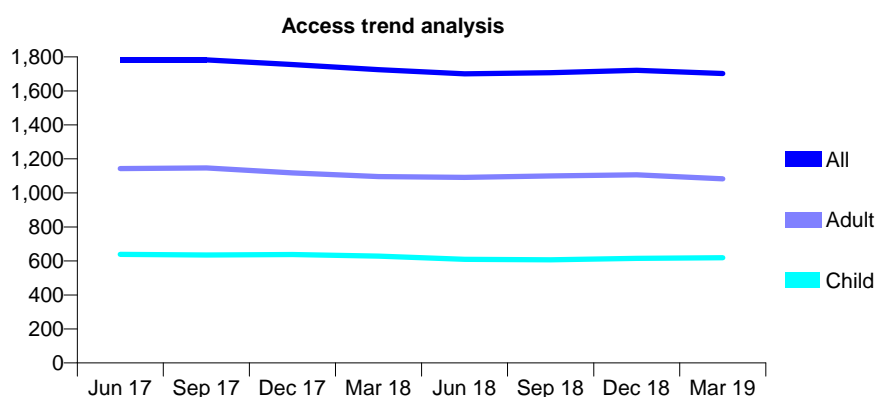
Q62 - Vital Signs At a Glance Contract Report for 335754/0001 - March 2019

Name or company name	MR N DIXIT
Contract type name	GDS Contract
Purpose of contract	General
Contract start date	01/04/2006
Contract end date	

18/19 Contracted general activity (UDA)	4,000
Carry forward general activity (UDA)	0
18/19 Contracted orthodontic activity (UOA)	0
Carry forward orthodontic activity (UOA)	0
Baseline contract value	£128,160.00

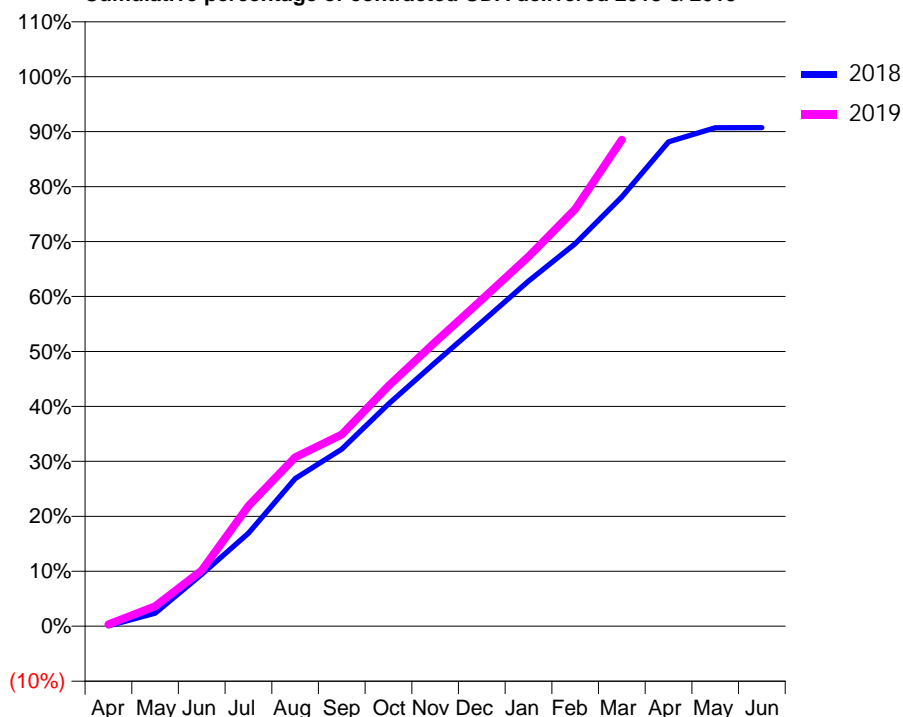
ACCESS*

Patients seen in 24 months	Total	Change since previous quarter
Quarter ending March 2018	1,724	
Quarter ending June 2018	1,700	↓
Quarter ending September 2018	1,707	→
Quarter ending December 2018	1,721	→
Quarter ending March 2019	1,702	↓
Variance since March 2018	(1.3%)	↓



ACTIVITY

Cumulative percentage of contracted UDA delivered 2018 & 2019



Adjusted Scheduled Activity (UDA)

Month	2018	2019
April	4	14
May	107	145
June	427	406
July	767	876
August	1,217	1,229
September	1,458	1,396
October	1,830	1,749
November	2,171	2,068
December	2,504	2,377
January	2,841	2,691
February	3,150	3,037
March	3,535	3,540
April	3,988	
May	4,104	
June	4,106	

QUALITY

	Quantity	Base Number	Contract	AT	Region	England
% of FP17s for the same patient ID Re-attending within 3 months - Children	48	890	5.4%	10.3%	11.9%	11.8%
% of FP17s for the same patient ID Re-attending within 3 months - Adults	153	1,286	11.9%	16.0%	16.9%	15.7%
% of FP17s for the same patient ID Re-attending between 3 & 9 months - Children	509	890	57.2%	48.6%	48.9%	58.9%
% of FP17s for the same patient ID Re-attending between 3 & 9 months - Adults	611	1,286	47.5%	38.3%	38.9%	50.8%
% of FP17s for Band 1 Urgent Courses	156	1,919	8.1%	11.1%	10.7%	9.1%
% of FP17s Relating to Free Repair or Replacements	7	1,919	0.4%	0.5%	0.5%	0.8%
% of FP17s Relating to Continuations	20	1,919	1.0%	0.5%	0.7%	0.9%
% of Patients satisfied with the dentistry they have received	0	1	N/A	86.8%	89.1%	92.5%
% of Patients satisfied with the time they had to wait for an appointment	0	1	N/A	83.1%	83.1%	87.0%

* This is based on patients treated on this contract for their most recent course of treatment.

Figures in italics indicate the base number of FP17s or Patient Questionnaire responses are less than 100. N/A is shown where the base number of responses is less than 10 during the period. % is calculated as Quantity/Base number*100

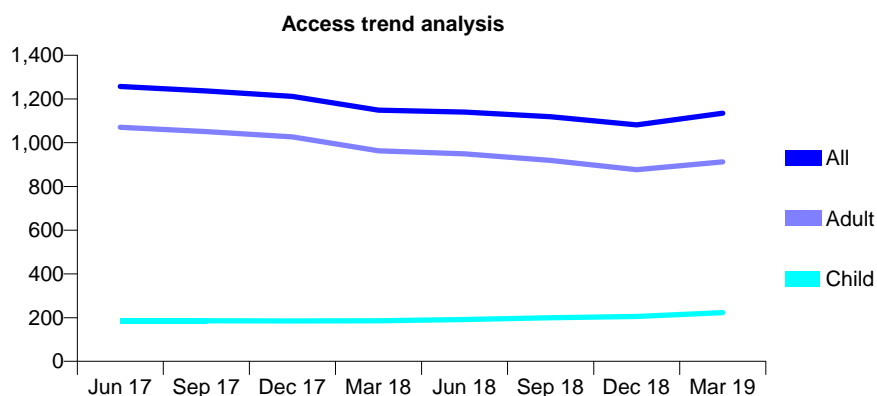
Q62 - Vital Signs At a Glance Contract Report for 337501/0001 - March 2019

Name or company name	MR E GHATEH
Contract type name	GDS Contract
Purpose of contract	General
Contract start date	01/04/2006
Contract end date	

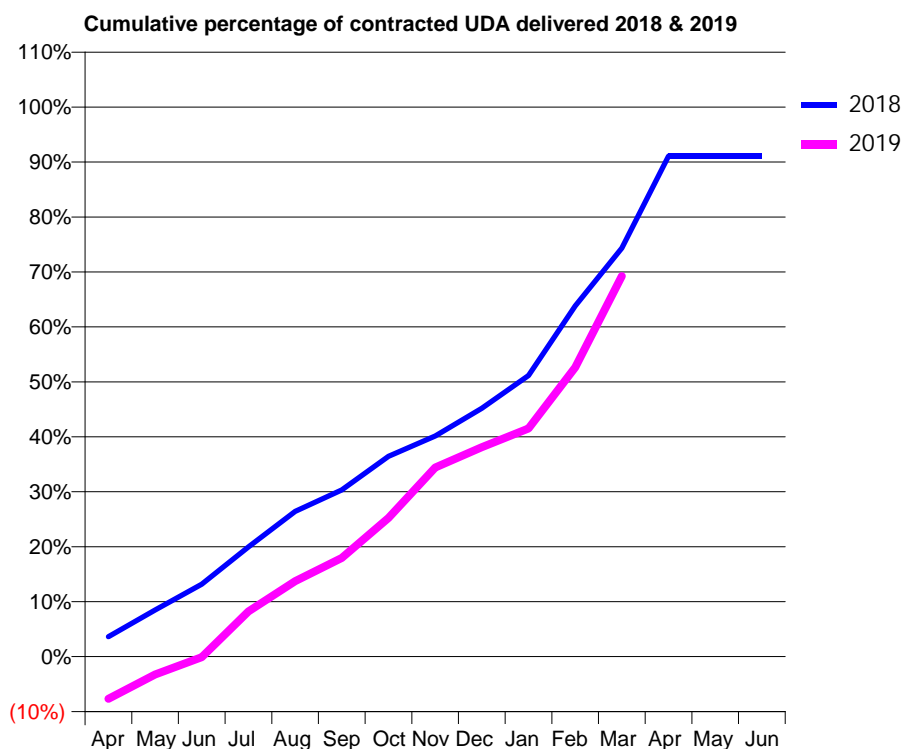
18/19 Contracted general activity (UDA)	4,250
Carry forward general activity (UDA)	379
18/19 Contracted orthodontic activity (UOA)	0
Carry forward orthodontic activity (UOA)	0
Baseline contract value	£131,459.54

ACCESS*

Patients seen in 24 months	Total	Change since previous quarter
Quarter ending March 2018	1,149	
Quarter ending June 2018	1,140	→
Quarter ending September 2018	1,119	↓
Quarter ending December 2018	1,082	↓
Quarter ending March 2019	1,135	↑
Variance since March 2018	(1.2%)	↓



ACTIVITY



Month	Adjusted Scheduled Activity (UDA)	
	2018	2019
April	154	-327
May	360	-139
June	561	-6
July	848	350
August	1,124	584
September	1,290	764
October	1,549	1,072
November	1,706	1,462
December	1,920	1,620
January	2,175	1,764
February	2,713	2,237
March	3,159	2,943
April	3,871	
May	3,871	
June	3,871	

QUALITY

	Quantity	Base Number	Contract	AT	Region	England
% of FP17s for the same patient ID Re-attending within 3 months - Children	27	224	12.1%	10.3%	11.9%	11.8%
% of FP17s for the same patient ID Re-attending within 3 months - Adults	160	910	17.6%	16.0%	16.9%	15.7%
% of FP17s for the same patient ID Re-attending between 3 & 9 months - Children	65	224	29.0%	48.6%	48.9%	58.9%
% of FP17s for the same patient ID Re-attending between 3 & 9 months - Adults	229	910	25.2%	38.3%	38.9%	50.8%
% of FP17s for Band 1 Urgent Courses	193	1,011	19.1%	11.1%	10.7%	9.1%
% of FP17s Relating to Free Repair or Replacements	13	1,011	1.3%	0.5%	0.5%	0.8%
% of FP17s Relating to Continuations	12	1,011	1.2%	0.5%	0.7%	0.9%
% of Patients satisfied with the dentistry they have received	1	1	N/A	86.8%	89.1%	92.5%
% of Patients satisfied with the time they had to wait for an appointment	1	1	N/A	83.1%	83.1%	87.0%

* This is based on patients treated on this contract for their most recent course of treatment. Figures in italics indicate the base number of FP17s or Patient Questionnaire responses are less than 100. N/A is shown where the base number of responses is less than 10 during the period. % is calculated as Quantity/Base number*100

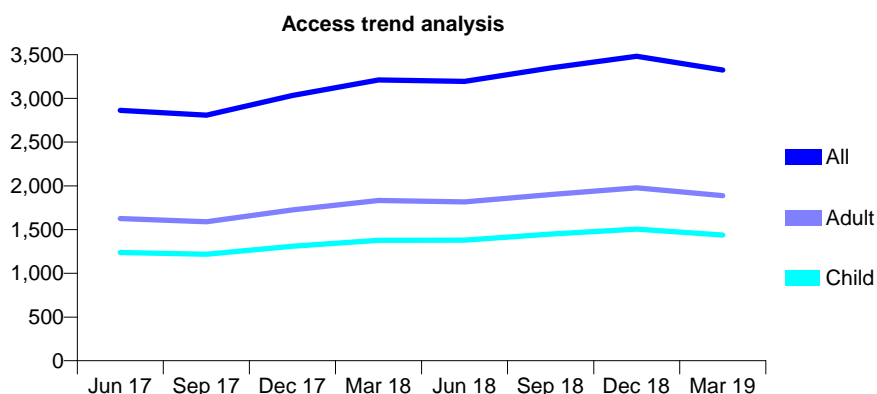
Q62 - Vital Signs At a Glance Contract Report for 341134/0001 - March 2019

Name or company name	MR A GHAFFARPOUR
Contract type name	GDS Contract
Purpose of contract	General
Contract start date	01/04/2006
Contract end date	

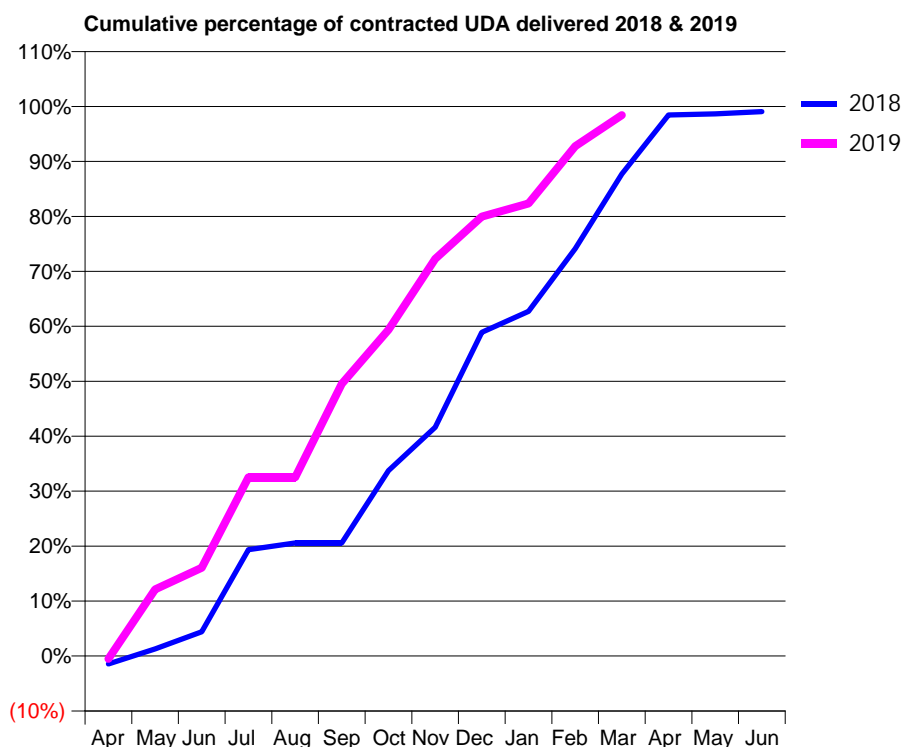
18/19 Contracted general activity (UDA)	7,125
Carry forward general activity (UDA)	68
18/19 Contracted orthodontic activity (UOA)	0
Carry forward orthodontic activity (UOA)	0
Baseline contract value	£348,908.01

ACCESS*

Patients seen in 24 months	Total	Change since previous quarter
Quarter ending March 2018	3,211	
Quarter ending June 2018	3,194	→
Quarter ending September 2018	3,349	↑
Quarter ending December 2018	3,481	↑
Quarter ending March 2019	3,324	↓
Variance since March 2018	3.5%	↑



ACTIVITY



Month	Adjusted Scheduled Activity (UDA)	
	2018	2019
April	-105	-37
May	92	865
June	316	1,143
July	1,379	2,318
August	1,468	2,318
September	1,468	3,528
October	2,404	4,230
November	2,965	5,150
December	4,198	5,696
January	4,468	5,867
February	5,281	6,608
March	6,249	7,012
April	7,013	
May	7,029	
June	7,057	

QUALITY

	Quantity	Base Number	Contract	AT	Region	England
% of FP17s for the same patient ID Re-attending within 3 months - Children	56	1,395	4.0%	10.3%	11.9%	11.8%
% of FP17s for the same patient ID Re-attending within 3 months - Adults	70	1,491	4.7%	16.0%	16.9%	15.7%
% of FP17s for the same patient ID Re-attending between 3 & 9 months - Children	395	1,395	28.3%	48.6%	48.9%	58.9%
% of FP17s for the same patient ID Re-attending between 3 & 9 months - Adults	266	1,491	17.8%	38.3%	38.9%	50.8%
% of FP17s for Band 1 Urgent Courses	79	2,632	3.0%	11.1%	10.7%	9.1%
% of FP17s Relating to Free Repair or Replacements	0	2,632	0.0%	0.5%	0.5%	0.8%
% of FP17s Relating to Continuations	8	2,632	0.3%	0.5%	0.7%	0.9%
% of Patients satisfied with the dentistry they have received	0	2	N/A	86.8%	89.1%	92.5%
% of Patients satisfied with the time they had to wait for an appointment	1	2	N/A	83.1%	83.1%	87.0%

* This is based on patients treated on this contract for their most recent course of treatment. Figures in italics indicate the base number of FP17s or Patient Questionnaire responses are less than 100. N/A is shown where the base number of responses is less than 10 during the period. % is calculated as Quantity/Base number*100

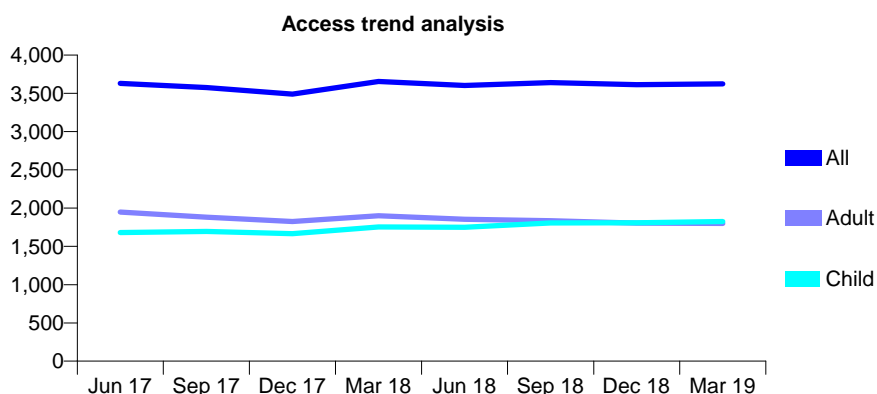
Q62 - Vital Signs At a Glance Contract Report for 341916/0001 - March 2019

Name or company name	MR G AL-SHAIKH RADI
Contract type name	GDS Contract
Purpose of contract	General
Contract start date	01/04/2006
Contract end date	

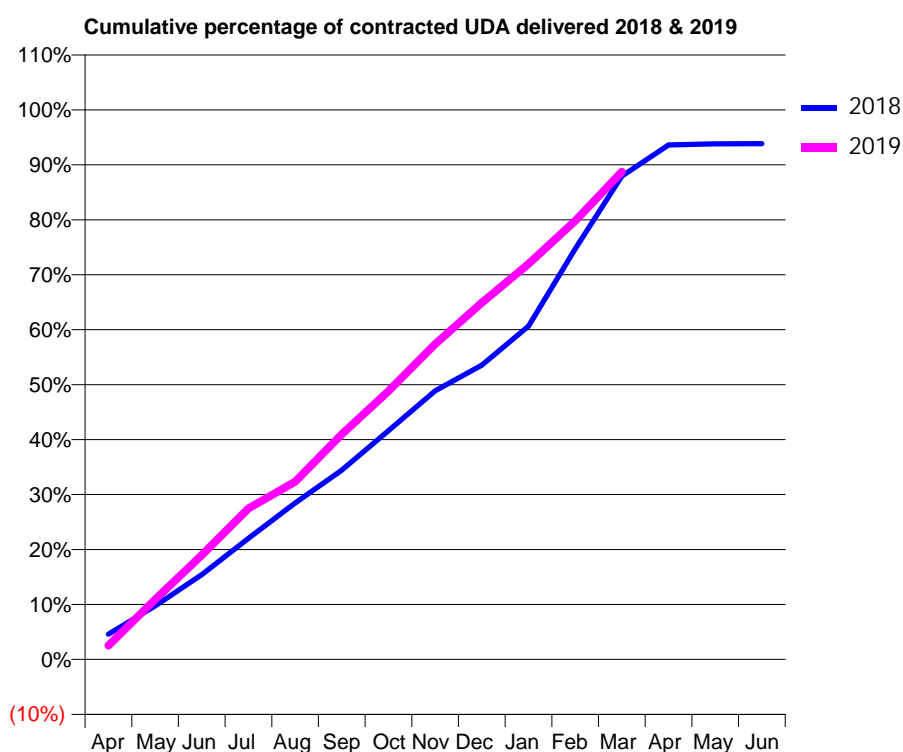
18/19 Contracted general activity (UDA)	11,917
Carry forward general activity (UDA)	0
18/19 Contracted orthodontic activity (UOA)	0
Carry forward orthodontic activity (UOA)	0
Baseline contract value	£320,876.38

ACCESS*

Patients seen in 24 months	Total	Change since previous quarter
Quarter ending March 2018	3,654	
Quarter ending June 2018	3,602	↓
Quarter ending September 2018	3,640	→
Quarter ending December 2018	3,612	→
Quarter ending March 2019	3,625	→
Variance since March 2018	(0.8%)	→



ACTIVITY



Month	2018	2019
April	549	298
May	1,161	1,299
June	1,838	2,262
July	2,627	3,274
August	3,393	3,853
September	4,104	4,881
October	4,960	5,819
November	5,827	6,838
December	6,380	7,735
January	7,229	8,578
February	8,902	9,510
March	10,479	10,575
April	11,157	
May	11,183	
June	11,185	

QUALITY

	Quantity	Base Number	Contract	AT	Region	England
% of FP17s for the same patient ID Re-attending within 3 months - Children	171	2,423	7.1%	10.3%	11.9%	11.8%
% of FP17s for the same patient ID Re-attending within 3 months - Adults	305	1,872	16.3%	16.0%	16.9%	15.7%
% of FP17s for the same patient ID Re-attending between 3 & 9 months - Children	1,195	2,423	49.3%	48.6%	48.9%	58.9%
% of FP17s for the same patient ID Re-attending between 3 & 9 months - Adults	635	1,872	33.9%	38.3%	38.9%	50.8%
% of FP17s for Band 1 Urgent Courses	378	4,141	9.1%	11.1%	10.7%	9.1%
% of FP17s Relating to Free Repair or Replacements	1	4,141	0.0%	0.5%	0.5%	0.8%
% of FP17s Relating to Continuations	0	4,141	0.0%	0.5%	0.7%	0.9%
% of Patients satisfied with the dentistry they have received	1	1	N/A	86.8%	89.1%	92.5%
% of Patients satisfied with the time they had to wait for an appointment	0	1	N/A	83.1%	83.1%	87.0%

* This is based on patients treated on this contract for their most recent course of treatment. Figures in italics indicate the base number of FP17s or Patient Questionnaire responses are less than 100. N/A is shown where the base number of responses is less than 10 during the period. % is calculated as Quantity/Base number*100

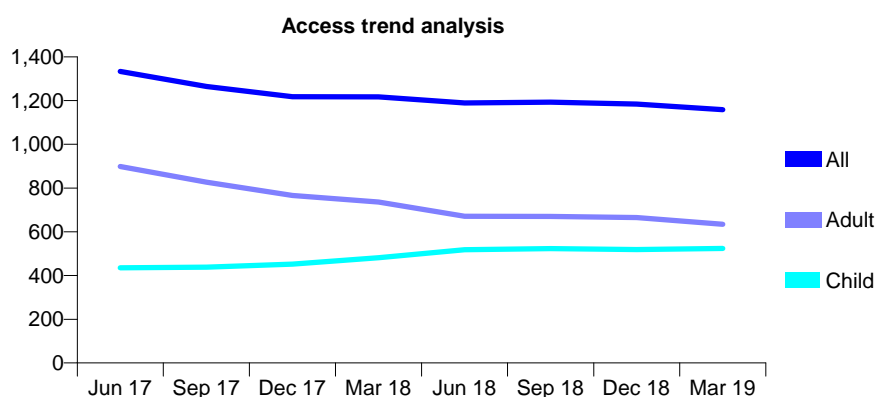
Q62 - Vital Signs At a Glance Contract Report for 341916/0002 - March 2019

Name or company name	MR G AL-SHAIKH RADI
Contract type name	GDS Contract
Purpose of contract	General
Contract start date	01/04/2006
Contract end date	

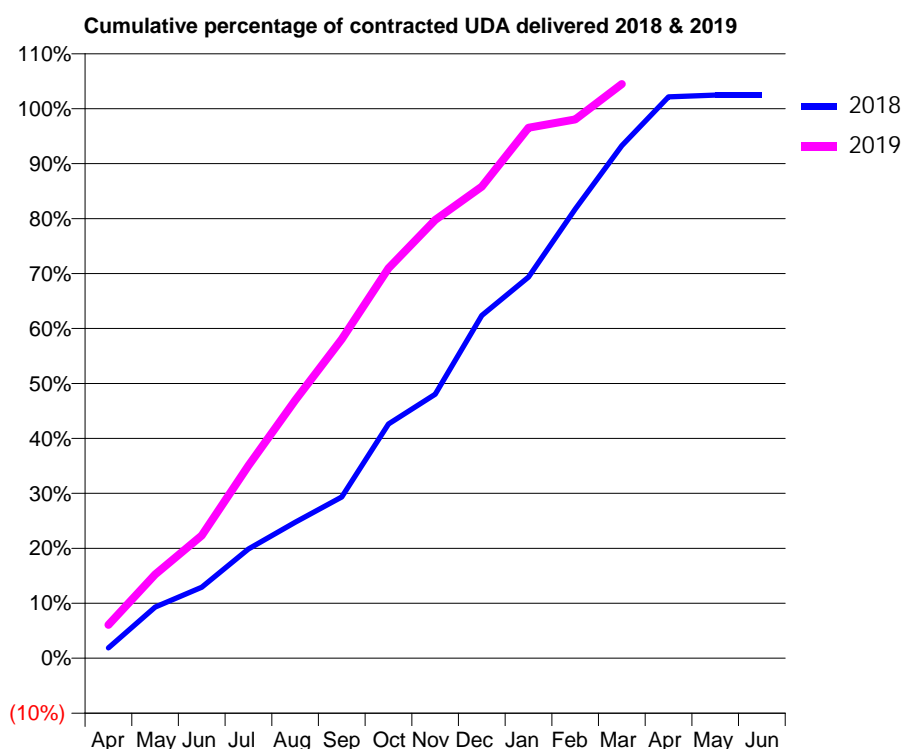
18/19 Contracted general activity (UDA)	5,201
Carry forward general activity (UDA)	-104
18/19 Contracted orthodontic activity (UOA)	0
Carry forward orthodontic activity (UOA)	0
Baseline contract value	£161,651.77

ACCESS*

Patients seen in 24 months	Total	Change since previous quarter
Quarter ending March 2018	1,217	
Quarter ending June 2018	1,189	↓
Quarter ending September 2018	1,193	→
Quarter ending December 2018	1,184	→
Quarter ending March 2019	1,158	↓
Variance since March 2018	(4.8%)	↓



ACTIVITY



Month	2018	2019
April	98	316
May	484	793
June	672	1,160
July	1,035	1,823
August	1,287	2,441
September	1,527	3,020
October	2,217	3,692
November	2,498	4,148
December	3,243	4,463
January	3,606	5,020
February	4,250	5,099
March	4,851	5,434
April	5,312	
May	5,329	
June	5,329	

QUALITY

	Quantity	Base Number	Contract	AT	Region	England
% of FP17s for the same patient ID Re-attending within 3 months - Children	57	668	8.5%	10.3%	11.9%	11.8%
% of FP17s for the same patient ID Re-attending within 3 months - Adults	112	695	16.1%	16.0%	16.9%	15.7%
% of FP17s for the same patient ID Re-attending between 3 & 9 months - Children	281	668	42.1%	48.6%	48.9%	58.9%
% of FP17s for the same patient ID Re-attending between 3 & 9 months - Adults	229	695	32.9%	38.3%	38.9%	50.8%
% of FP17s for Band 1 Urgent Courses	185	1,281	14.4%	11.1%	10.7%	9.1%
% of FP17s Relating to Free Repair or Replacements	1	1,281	0.1%	0.5%	0.5%	0.8%
% of FP17s Relating to Continuations	0	1,281	0.0%	0.5%	0.7%	0.9%
% of Patients satisfied with the dentistry they have received	0	0	N/A	86.8%	89.1%	92.5%
% of Patients satisfied with the time they had to wait for an appointment	0	0	N/A	83.1%	83.1%	87.0%

* This is based on patients treated on this contract for their most recent course of treatment.

Figures in italics indicate the base number of FP17s or Patient Questionnaire responses are less than 100. N/A is shown where the base number of responses is less than 10 during the period. % is calculated as Quantity/Base number*100

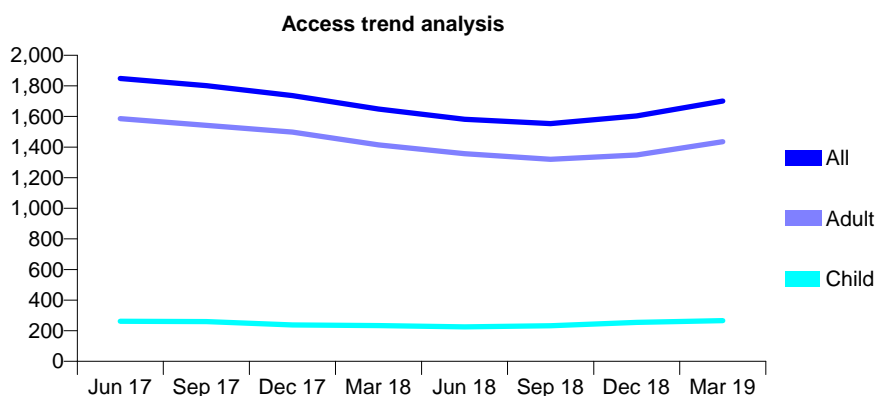
Q62 - Vital Signs At a Glance Contract Report for 343110/0001 - March 2019

Name or company name	MR S SENGUPTA
Contract type name	GDS Contract
Purpose of contract	General
Contract start date	01/04/2006
Contract end date	

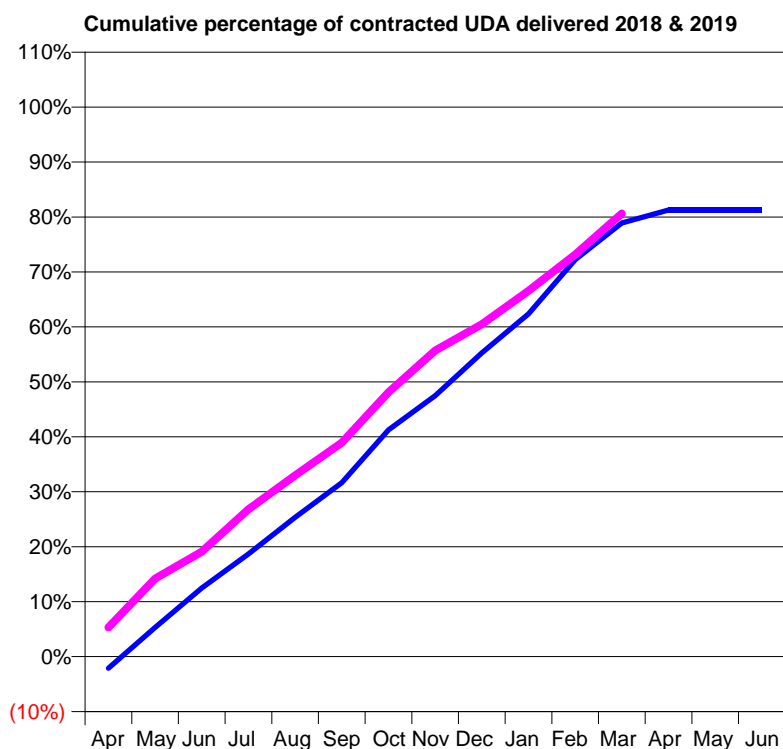
18/19 Contracted general activity (UDA)	6,927
Carry forward general activity (UDA)	0
18/19 Contracted orthodontic activity (UOA)	0
Carry forward orthodontic activity (UOA)	0
Baseline contract value	£243,895.13

ACCESS*

Patients seen in 24 months	Total	Change since previous quarter
Quarter ending March 2018	1,648	
Quarter ending June 2018	1,581	↓
Quarter ending September 2018	1,553	↓
Quarter ending December 2018	1,604	↑
Quarter ending March 2019	1,701	↑
Variance since March 2018	3.2%	↑



ACTIVITY



Month	Adjusted Scheduled Activity (UDA)	
	2018	2019
April	-147	370
May	370	985
June	864	1,323
July	1,295	1,857
August	1,755	2,285
September	2,191	2,697
October	2,858	3,331
November	3,288	3,859
December	3,828	4,190
January	4,319	4,610
February	5,003	5,069
March	5,466	5,585
April	5,629	
May	5,629	
June	5,629	

QUALITY

	Quantity	Base Number	Contract	AT	Region	England
% of FP17s for the same patient ID Re-attending within 3 months - Children	8	274	2.9%	10.3%	11.9%	11.8%
% of FP17s for the same patient ID Re-attending within 3 months - Adults	122	1,395	8.7%	16.0%	16.9%	15.7%
% of FP17s for the same patient ID Re-attending between 3 & 9 months - Children	73	274	26.6%	48.6%	48.9%	58.9%
% of FP17s for the same patient ID Re-attending between 3 & 9 months - Adults	381	1,395	27.3%	38.3%	38.9%	50.8%
% of FP17s for Band 1 Urgent Courses	35	1,382	2.5%	11.1%	10.7%	9.1%
% of FP17s Relating to Free Repair or Replacements	19	1,382	1.4%	0.5%	0.5%	0.8%
% of FP17s Relating to Continuations	16	1,382	1.2%	0.5%	0.7%	0.9%
% of Patients satisfied with the dentistry they have received	1	1	N/A	86.8%	89.1%	92.5%
% of Patients satisfied with the time they had to wait for an appointment	0	1	N/A	83.1%	83.1%	87.0%

* This is based on patients treated on this contract for their most recent course of treatment. Figures in italics indicate the base number of FP17s or Patient Questionnaire responses are less than 100. N/A is shown where the base number of responses is less than 10 during the period. % is calculated as Quantity/Base number*100

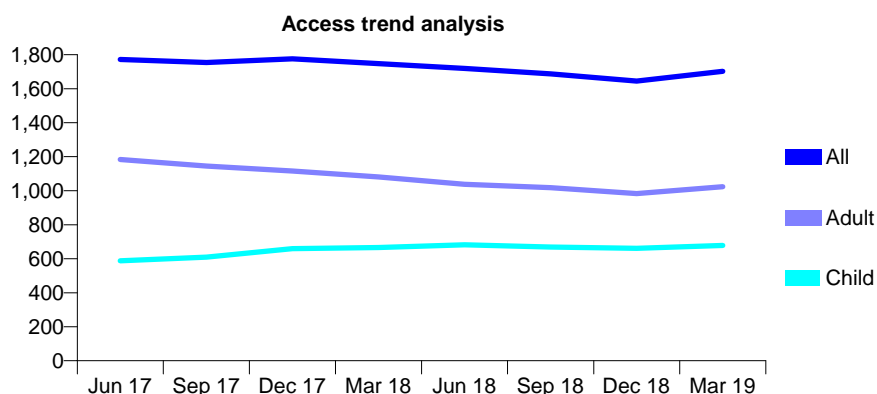
Q62 - Vital Signs At a Glance Contract Report for 343668/0001 - March 2019

Name or company name	MR PS PANESAR
Contract type name	GDS Contract
Purpose of contract	General
Contract start date	15/11/2007
Contract end date	

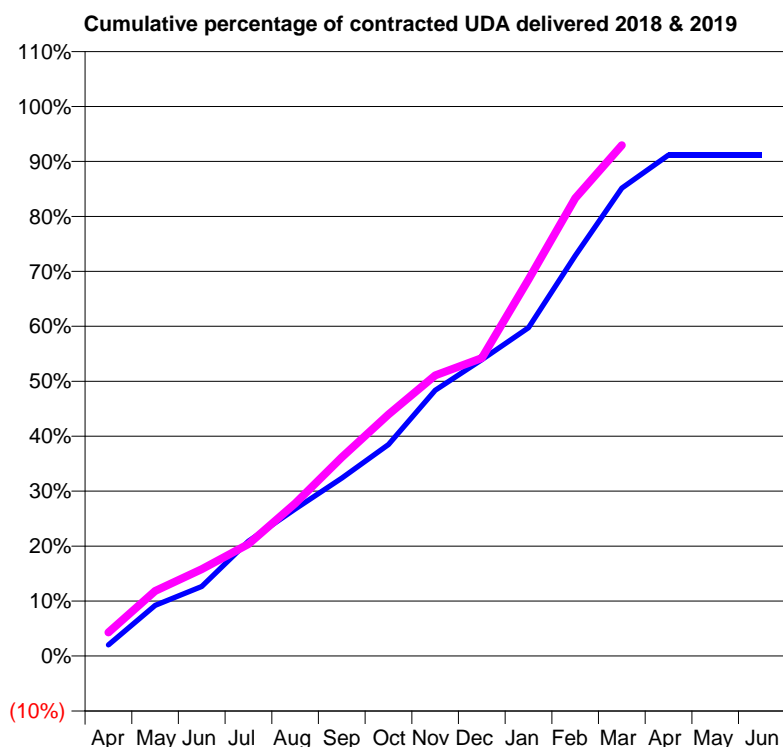
18/19 Contracted general activity (UDA)	5,175
Carry forward general activity (UDA)	0
18/19 Contracted orthodontic activity (UOA)	0
Carry forward orthodontic activity (UOA)	0
Baseline contract value	£147,703.64

ACCESS*

Patients seen in 24 months	Total	Change since previous quarter
Quarter ending March 2018	1,747	
Quarter ending June 2018	1,719	↓
Quarter ending September 2018	1,687	↓
Quarter ending December 2018	1,644	↓
Quarter ending March 2019	1,702	↑
Variance since March 2018	(2.6%)	↓



ACTIVITY



Month	Adjusted Scheduled Activity (UDA)	
	2018	2019
April	105	223
May	477	612
June	654	818
July	1,082	1,054
August	1,384	1,438
September	1,675	1,871
October	1,993	2,275
November	2,502	2,643
December	2,791	2,806
January	3,092	3,545
February	3,770	4,310
March	4,406	4,811
April	4,718	
May	4,718	
June	4,718	

QUALITY

	Quantity	Base Number	Contract	AT	Region	England
% of FP17s for the same patient ID Re-attending within 3 months - Children	80	777	10.3%	10.3%	11.9%	11.8%
% of FP17s for the same patient ID Re-attending within 3 months - Adults	143	946	15.1%	16.0%	16.9%	15.7%
% of FP17s for the same patient ID Re-attending between 3 & 9 months - Children	350	777	45.0%	48.6%	48.9%	58.9%
% of FP17s for the same patient ID Re-attending between 3 & 9 months - Adults	201	946	21.2%	38.3%	38.9%	50.8%
% of FP17s for Band 1 Urgent Courses	147	1,665	8.8%	11.1%	10.7%	9.1%
% of FP17s Relating to Free Repair or Replacements	25	1,665	1.5%	0.5%	0.5%	0.8%
% of FP17s Relating to Continuations	8	1,665	0.5%	0.5%	0.7%	0.9%
% of Patients satisfied with the dentistry they have received	0	0	N/A	86.8%	89.1%	92.5%
% of Patients satisfied with the time they had to wait for an appointment	0	0	N/A	83.1%	83.1%	87.0%

* This is based on patients treated on this contract for their most recent course of treatment. Figures in italics indicate the base number of FP17s or Patient Questionnaire responses are less than 100. N/A is shown where the base number of responses is less than 10 during the period. % is calculated as Quantity/Base number*100

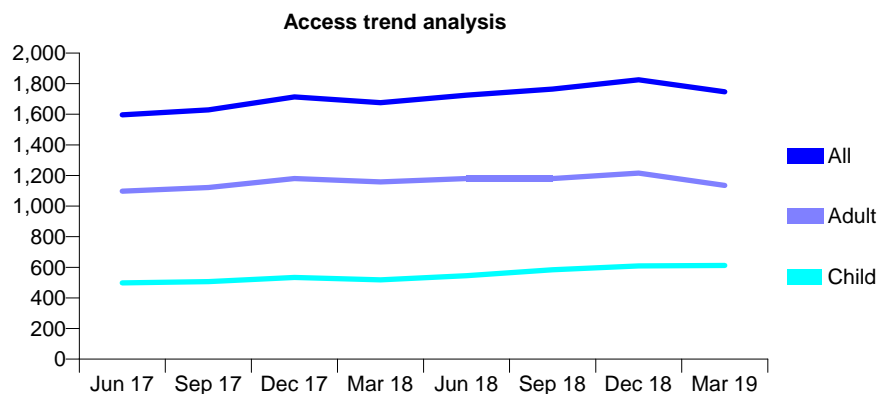
Q62 - Vital Signs At a Glance Contract Report for 345075/0001 - March 2019

Name or company name	MR S AKRAM
Contract type name	GDS Contract
Purpose of contract	General
Contract start date	25/11/2009
Contract end date	

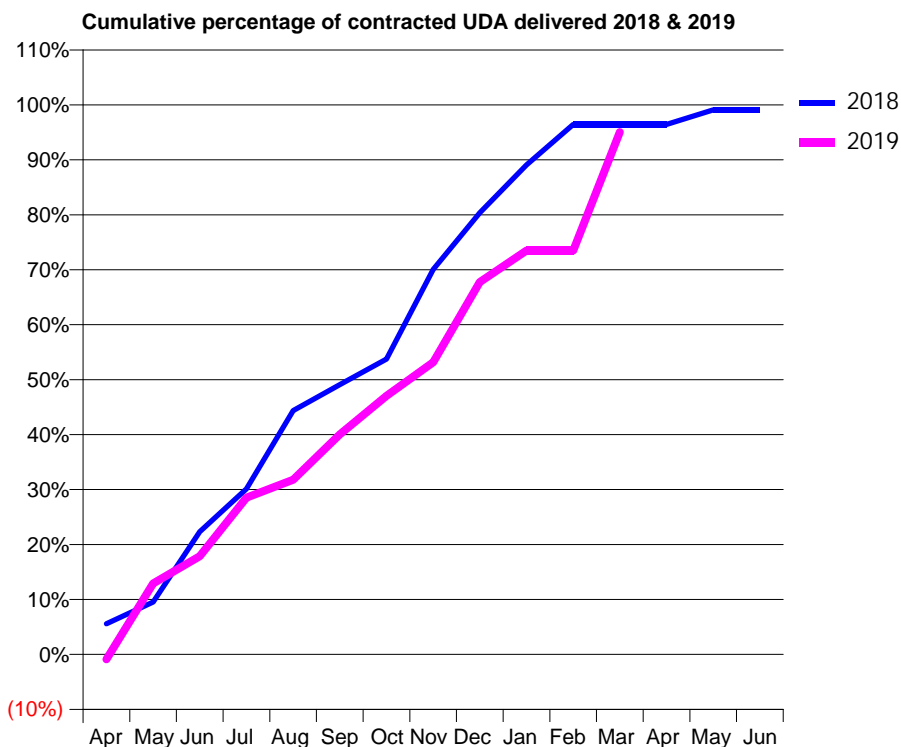
18/19 Contracted general activity (UDA)	5,048
Carry forward general activity (UDA)	46
18/19 Contracted orthodontic activity (UOA)	0
Carry forward orthodontic activity (UOA)	0
Baseline contract value	£150,708.15

ACCESS*

Patients seen in 24 months	Total	Change since previous quarter
Quarter ending March 2018	1,676	
Quarter ending June 2018	1,725	↑
Quarter ending September 2018	1,764	↑
Quarter ending December 2018	1,825	↑
Quarter ending March 2019	1,747	↓
Variance since March 2018	4.2%	↑



ACTIVITY



Month	Adjusted Scheduled Activity (UDA)	
	2018	2019
April	282	-46
May	482	653
June	1,126	903
July	1,521	1,439
August	2,240	1,605
September	2,477	2,020
October	2,713	2,375
November	3,536	2,683
December	4,057	3,419
January	4,497	3,710
February	4,867	3,710
March	4,867	4,798
April	4,867	
May	5,002	
June	5,002	

QUALITY

	Quantity	Base Number	Contract	AT	Region	England
% of FP17s for the same patient ID Re-attending within 3 months - Children	97	900	10.8%	10.3%	11.9%	11.8%
% of FP17s for the same patient ID Re-attending within 3 months - Adults	209	1,277	16.4%	16.0%	16.9%	15.7%
% of FP17s for the same patient ID Re-attending between 3 & 9 months - Children	455	900	50.6%	48.6%	48.9%	58.9%
% of FP17s for the same patient ID Re-attending between 3 & 9 months - Adults	430	1,277	33.7%	38.3%	38.9%	50.8%
% of FP17s for Band 1 Urgent Courses	310	1,992	15.6%	11.1%	10.7%	9.1%
% of FP17s Relating to Free Repair or Replacements	3	1,992	0.2%	0.5%	0.5%	0.8%
% of FP17s Relating to Continuations	1	1,992	0.1%	0.5%	0.7%	0.9%
% of Patients satisfied with the dentistry they have received	0	0	N/A	86.8%	89.1%	92.5%
% of Patients satisfied with the time they had to wait for an appointment	0	0	N/A	83.1%	83.1%	87.0%

* This is based on patients treated on this contract for their most recent course of treatment. Figures in italics indicate the base number of FP17s or Patient Questionnaire responses are less than 100. N/A is shown where the base number of responses is less than 10 during the period. % is calculated as Quantity/Base number*100

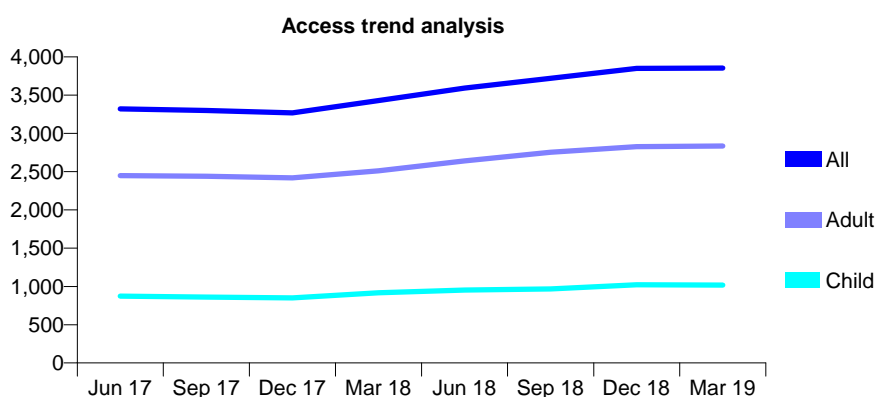
Q62 - Vital Signs At a Glance Contract Report for 352748/0001 - March 2019

Name or company name	MR DV CHAN
Contract type name	GDS Contract
Purpose of contract	General
Contract start date	01/04/2006
Contract end date	

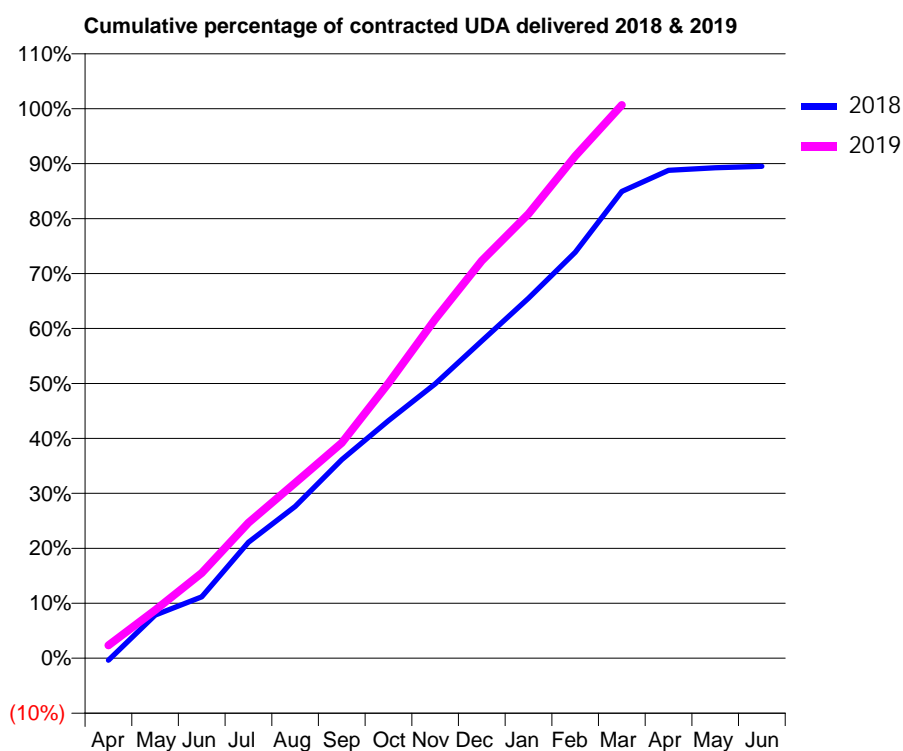
18/19 Contracted general activity (UDA)	9,078
Carry forward general activity (UDA)	0
18/19 Contracted orthodontic activity (UOA)	0
Carry forward orthodontic activity (UOA)	0
Baseline contract value	£284,722.37

ACCESS*

Patients seen in 24 months	Total	Change since previous quarter
Quarter ending March 2018	3,429	
Quarter ending June 2018	3,593	↑
Quarter ending September 2018	3,720	↑
Quarter ending December 2018	3,849	↑
Quarter ending March 2019	3,852	→
Variance since March 2018	12.3%	↑



ACTIVITY



Adjusted Scheduled Activity (UDA)		
Month	2018	2019
April	-35	214
May	713	794
June	1,014	1,408
July	1,916	2,238
August	2,508	2,897
September	3,278	3,557
October	3,924	4,545
November	4,532	5,600
December	5,243	6,565
January	5,946	7,340
February	6,704	8,296
March	7,709	9,138
April	8,060	
May	8,101	
June	8,126	

QUALITY

	Quantity	Base Number	Contract	AT	Region	England
% of FP17s for the same patient ID Re-attending within 3 months - Children	133	1,546	8.6%	10.3%	11.9%	11.8%
% of FP17s for the same patient ID Re-attending within 3 months - Adults	430	3,833	11.2%	16.0%	16.9%	15.7%
% of FP17s for the same patient ID Re-attending between 3 & 9 months - Children	861	1,546	55.7%	48.6%	48.9%	58.9%
% of FP17s for the same patient ID Re-attending between 3 & 9 months - Adults	2,061	3,833	53.8%	38.3%	38.9%	50.8%
% of FP17s for Band 1 Urgent Courses	455	4,822	9.4%	11.1%	10.7%	9.1%
% of FP17s Relating to Free Repair or Replacements	19	4,822	0.4%	0.5%	0.5%	0.8%
% of FP17s Relating to Continuations	7	4,822	0.1%	0.5%	0.7%	0.9%
% of Patients satisfied with the dentistry they have received	2	2	N/A	86.8%	89.1%	92.5%
% of Patients satisfied with the time they had to wait for an appointment	2	2	N/A	83.1%	83.1%	87.0%

* This is based on patients treated on this contract for their most recent course of treatment. Figures in italics indicate the base number of FP17s or Patient Questionnaire responses are less than 100. N/A is shown where the base number of responses is less than 10 during the period. % is calculated as Quantity/Base number*100

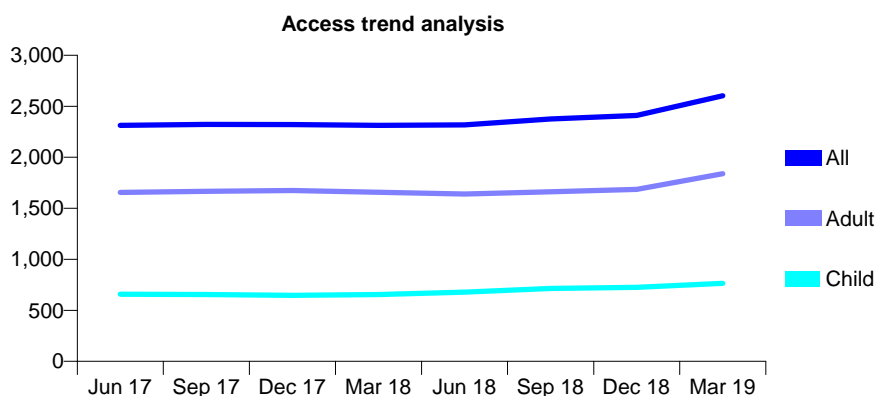
Q62 - Vital Signs At a Glance Contract Report for 353213/0003 - March 2019

Name or company name	Chiswick Dental Care Ltd
Contract type name	GDS Contract
Purpose of contract	General
Contract start date	01/04/2015
Contract end date	

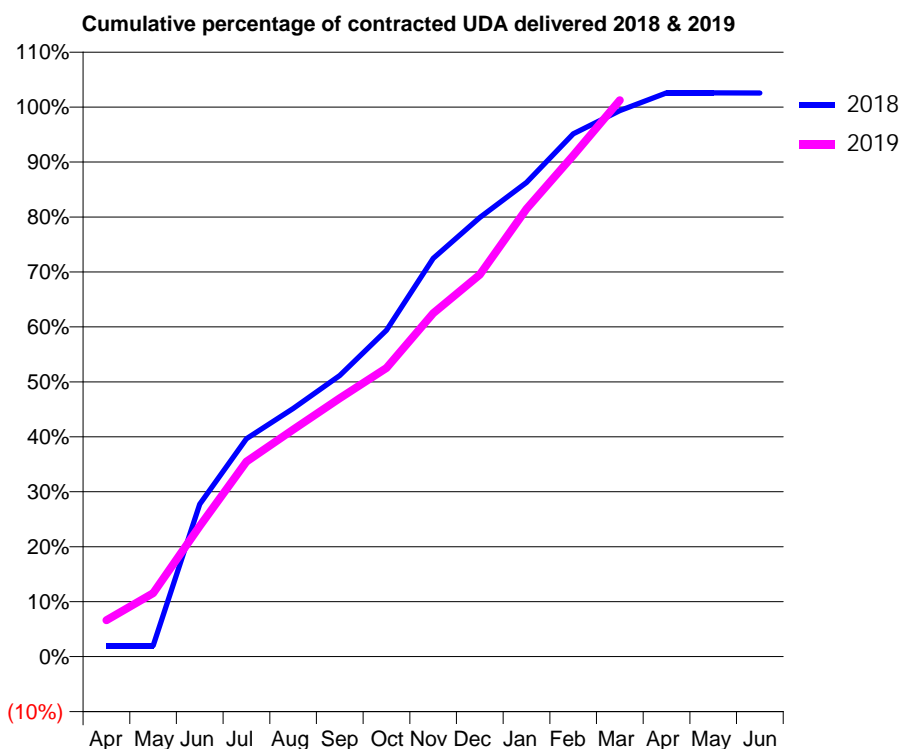
18/19 Contracted general activity (UDA)	5,500
Carry forward general activity (UDA)	-110
18/19 Contracted orthodontic activity (UOA)	0
Carry forward orthodontic activity (UOA)	0
Baseline contract value	£138,323.28

ACCESS*

Patients seen in 24 months	Total	Change since previous quarter
Quarter ending March 2018	2,313	
Quarter ending June 2018	2,318	→
Quarter ending September 2018	2,376	↑
Quarter ending December 2018	2,410	→
Quarter ending March 2019	2,603	↑
Variance since March 2018	12.5%	↑



ACTIVITY



Month	Adjusted Scheduled Activity (UDA)	
	2018	2019
April	110	365
May	110	637
June	1,526	1,305
July	2,182	1,952
August	2,483	2,273
September	2,814	2,585
October	3,266	2,889
November	3,987	3,436
December	4,394	3,822
January	4,745	4,481
February	5,233	5,016
March	5,465	5,567
April	5,642	
May	5,642	
June	5,640	

QUALITY

	Quantity	Base Number	Contract	AT	Region	England
% of FP17s for the same patient ID Re-attending within 3 months - Children	34	977	3.5%	10.3%	11.9%	11.8%
% of FP17s for the same patient ID Re-attending within 3 months - Adults	210	2,114	9.9%	16.0%	16.9%	15.7%
% of FP17s for the same patient ID Re-attending between 3 & 9 months - Children	426	977	43.6%	48.6%	48.9%	58.9%
% of FP17s for the same patient ID Re-attending between 3 & 9 months - Adults	891	2,114	42.1%	38.3%	38.9%	50.8%
% of FP17s for Band 1 Urgent Courses	173	2,764	6.3%	11.1%	10.7%	9.1%
% of FP17s Relating to Free Repair or Replacements	16	2,764	0.6%	0.5%	0.5%	0.8%
% of FP17s Relating to Continuations	1	2,764	0.0%	0.5%	0.7%	0.9%
% of Patients satisfied with the dentistry they have received	0	0	N/A	86.8%	89.1%	92.5%
% of Patients satisfied with the time they had to wait for an appointment	0	0	N/A	83.1%	83.1%	87.0%

* This is based on patients treated on this contract for their most recent course of treatment. Figures in italics indicate the base number of FP17s or Patient Questionnaire responses are less than 100. N/A is shown where the base number of responses is less than 10 during the period. % is calculated as Quantity/Base number*100

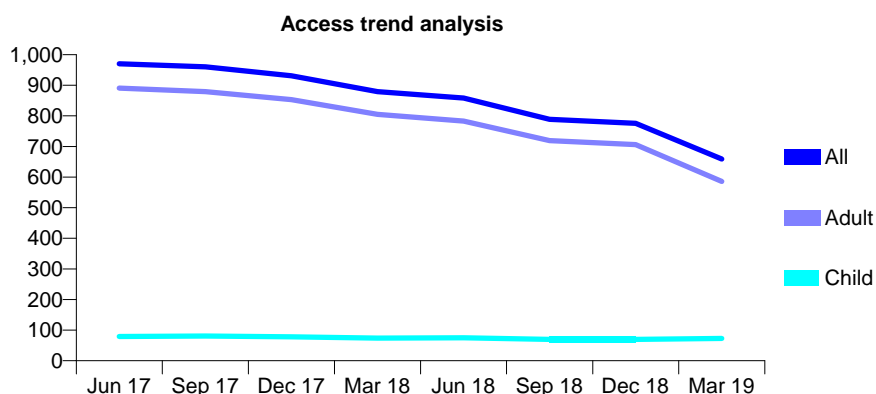
Q62 - Vital Signs At a Glance Contract Report for 355569/0002 - March 2019

Name or company name	MISS S LALANI
Contract type name	GDS Contract
Purpose of contract	General
Contract start date	09/05/2006
Contract end date	

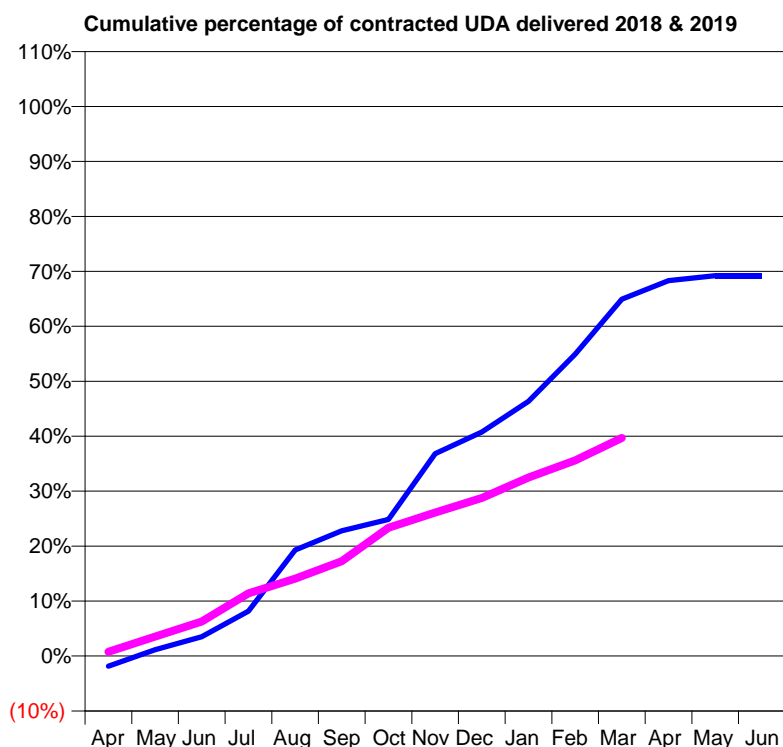
18/19 Contracted general activity (UDA)	4,500
Carry forward general activity (UDA)	0
18/19 Contracted orthodontic activity (UOA)	0
Carry forward orthodontic activity (UOA)	0
Baseline contract value	£140,794.31

ACCESS*

Patients seen in 24 months	Total	Change since previous quarter
Quarter ending March 2018	879	
Quarter ending June 2018	858	↓
Quarter ending September 2018	789	↓
Quarter ending December 2018	776	↓
Quarter ending March 2019	659	↓
Variance since March 2018	(25.0%)	↓



ACTIVITY



Month	Adjusted Scheduled Activity (UDA)	
	2018	2019
April	-85	35
May	51	160
June	157	282
July	368	513
August	869	633
September	1,026	777
October	1,119	1,051
November	1,657	1,174
December	1,834	1,294
January	2,085	1,462
February	2,472	1,603
March	2,921	1,786
April	3,074	
May	3,114	
June	3,114	

QUALITY

	Quantity	Base Number	Contract	AT	Region	England
% of FP17s for the same patient ID Re-attending within 3 months - Children	2	72	2.8%	10.3%	11.9%	11.8%
% of FP17s for the same patient ID Re-attending within 3 months - Adults	89	584	15.2%	16.0%	16.9%	15.7%
% of FP17s for the same patient ID Re-attending between 3 & 9 months - Children	33	72	45.8%	48.6%	48.9%	58.9%
% of FP17s for the same patient ID Re-attending between 3 & 9 months - Adults	232	584	39.7%	38.3%	38.9%	50.8%
% of FP17s for Band 1 Urgent Courses	99	614	16.1%	11.1%	10.7%	9.1%
% of FP17s Relating to Free Repair or Replacements	4	614	0.7%	0.5%	0.5%	0.8%
% of FP17s Relating to Continuations	0	614	0.0%	0.5%	0.7%	0.9%
% of Patients satisfied with the dentistry they have received	0	0	N/A	86.8%	89.1%	92.5%
% of Patients satisfied with the time they had to wait for an appointment	0	0	N/A	83.1%	83.1%	87.0%

* This is based on patients treated on this contract for their most recent course of treatment. Figures in italics indicate the base number of FP17s or Patient Questionnaire responses are less than 100. N/A is shown where the base number of responses is less than 10 during the period. % is calculated as Quantity/Base number*100

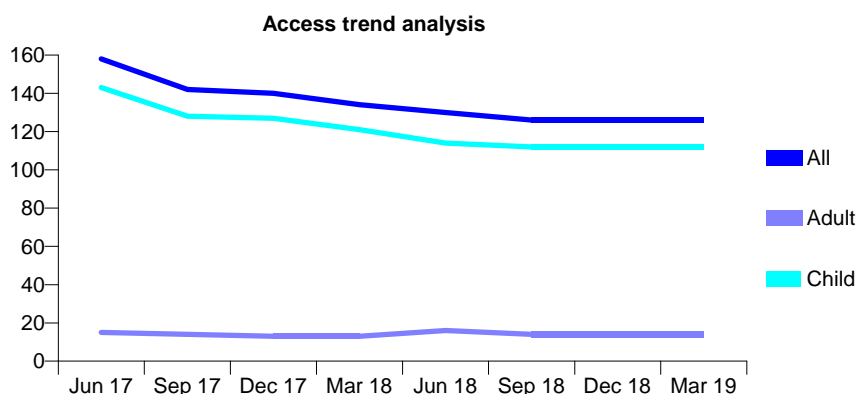
Q62 - Vital Signs At a Glance Contract Report for 355968/0001 - March 2019

Name or company name	MR JP RUPARELIA
Contract type name	GDS Contract
Purpose of contract	General
Contract start date	01/05/2007
Contract end date	28/02/2019

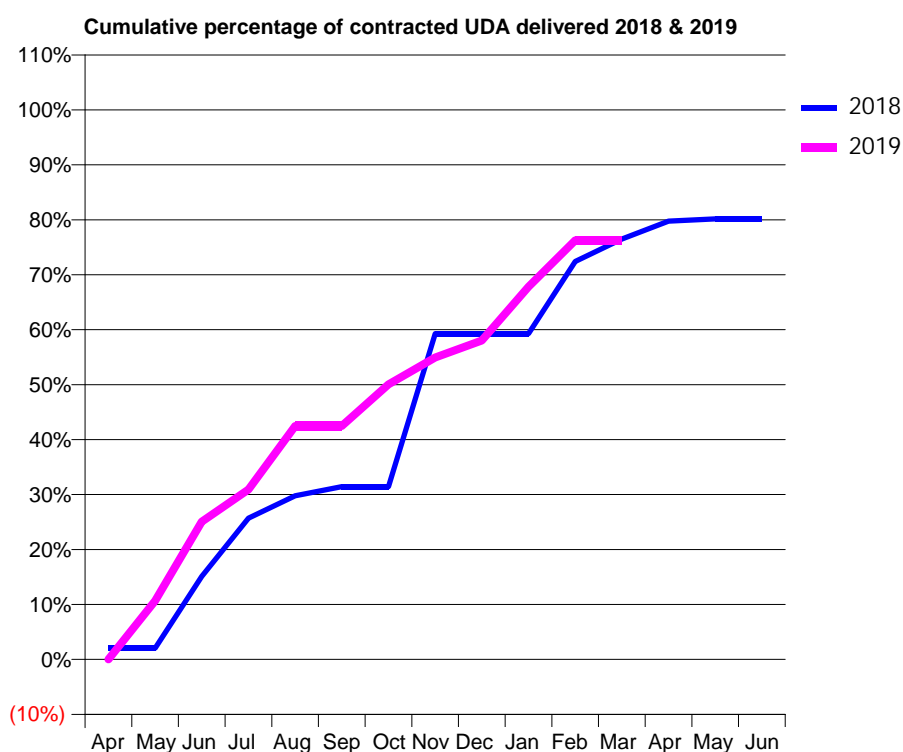
18/19 Contracted general activity (UDA)	225
Carry forward general activity (UDA)	0
18/19 Contracted orthodontic activity (UOA)	0
Carry forward orthodontic activity (UOA)	0
Baseline contract value	£5,397.31

ACCESS*

Patients seen in 24 months	Total	Change since previous quarter
Quarter ending March 2018	134	
Quarter ending June 2018	130	↓
Quarter ending September 2018	126	↓
Quarter ending December 2018	126	→
Quarter ending March 2019	126	→
Variance since March 2018	(6.0%)	↓



ACTIVITY



Month	Adjusted Scheduled Activity (UDA)	
	2018	2019
April	5	0
May	5	24
June	37	56
July	63	70
August	73	96
September	77	96
October	77	113
November	145	124
December	145	131
January	145	153
February	177	172
March	187	172
April	195	
May	196	
June	196	

QUALITY

	Quantity	Base Number	Contract	AT	Region	England
% of FP17s for the same patient ID Re-attending within 3 months - Children	3	114	2.6%	10.3%	11.9%	11.8%
% of FP17s for the same patient ID Re-attending within 3 months - Adults	0	4	0.0%	16.0%	16.9%	15.7%
% of FP17s for the same patient ID Re-attending between 3 & 9 months - Children	51	114	44.7%	48.6%	48.9%	58.9%
% of FP17s for the same patient ID Re-attending between 3 & 9 months - Adults	3	4	75.0%	38.3%	38.9%	50.8%
% of FP17s for Band 1 Urgent Courses	3	113	2.7%	11.1%	10.7%	9.1%
% of FP17s Relating to Free Repair or Replacements	0	113	0.0%	0.5%	0.5%	0.8%
% of FP17s Relating to Continuations	0	113	0.0%	0.5%	0.7%	0.9%
% of Patients satisfied with the dentistry they have received	0	0	N/A	86.8%	89.1%	92.5%
% of Patients satisfied with the time they had to wait for an appointment	0	0	N/A	83.1%	83.1%	87.0%

* This is based on patients treated on this contract for their most recent course of treatment. Figures in italics indicate the base number of FP17s or Patient Questionnaire responses are less than 100. N/A is shown where the base number of responses is less than 10 during the period. % is calculated as Quantity/Base number*100

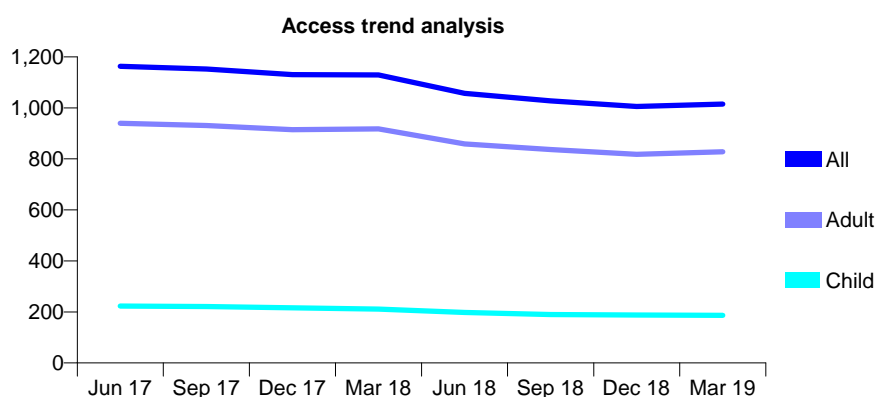
Q62 - Vital Signs At a Glance Contract Report for 358037/0001 - March 2019

Name or company name	MR MR NAJAFI
Contract type name	GDS Contract
Purpose of contract	General
Contract start date	01/04/2006
Contract end date	

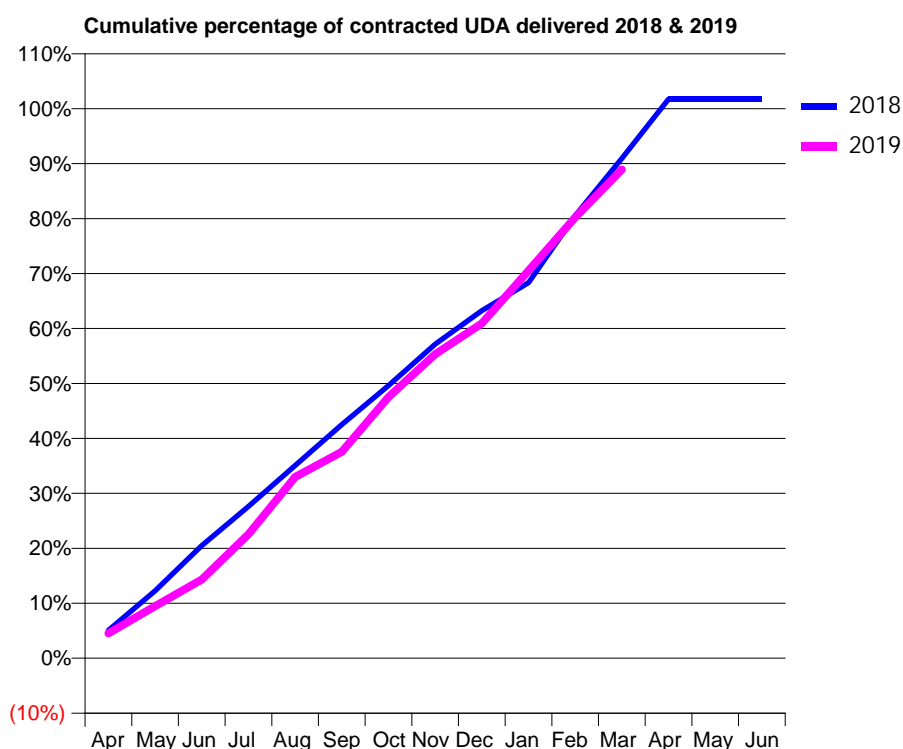
18/19 Contracted general activity (UDA)	4,196
Carry forward general activity (UDA)	-73
18/19 Contracted orthodontic activity (UOA)	0
Carry forward orthodontic activity (UOA)	0
Baseline contract value	£111,959.90

ACCESS*

Patients seen in 24 months	Total	Change since previous quarter
Quarter ending March 2018	1,129	
Quarter ending June 2018	1,057	↓
Quarter ending September 2018	1,027	↓
Quarter ending December 2018	1,006	↓
Quarter ending March 2019	1,015	→
Variance since March 2018	(10.1%)	↓



ACTIVITY



Month	2018	2019
April	214	190
May	514	397
June	860	601
July	1,160	946
August	1,472	1,384
September	1,784	1,576
October	2,082	1,993
November	2,399	2,321
December	2,653	2,555
January	2,867	2,960
February	3,379	3,366
March	3,816	3,731
April	4,269	
May	4,269	
June	4,269	

QUALITY

	Quantity	Base Number	Contract	AT	Region	England
% of FP17s for the same patient ID Re-attending within 3 months - Children	18	206	8.7%	10.3%	11.9%	11.8%
% of FP17s for the same patient ID Re-attending within 3 months - Adults	111	792	14.0%	16.0%	16.9%	15.7%
% of FP17s for the same patient ID Re-attending between 3 & 9 months - Children	108	206	52.4%	48.6%	48.9%	58.9%
% of FP17s for the same patient ID Re-attending between 3 & 9 months - Adults	232	792	29.3%	38.3%	38.9%	50.8%
% of FP17s for Band 1 Urgent Courses	151	910	16.6%	11.1%	10.7%	9.1%
% of FP17s Relating to Free Repair or Replacements	2	910	0.2%	0.5%	0.5%	0.8%
% of FP17s Relating to Continuations	5	910	0.5%	0.5%	0.7%	0.9%
% of Patients satisfied with the dentistry they have received	0	0	N/A	86.8%	89.1%	92.5%
% of Patients satisfied with the time they had to wait for an appointment	0	0	N/A	83.1%	83.1%	87.0%

* This is based on patients treated on this contract for their most recent course of treatment.

Figures in italics indicate the base number of FP17s or Patient Questionnaire responses are less than 100. N/A is shown where the base number of responses is less than 10 during the period. % is calculated as Quantity/Base number*100

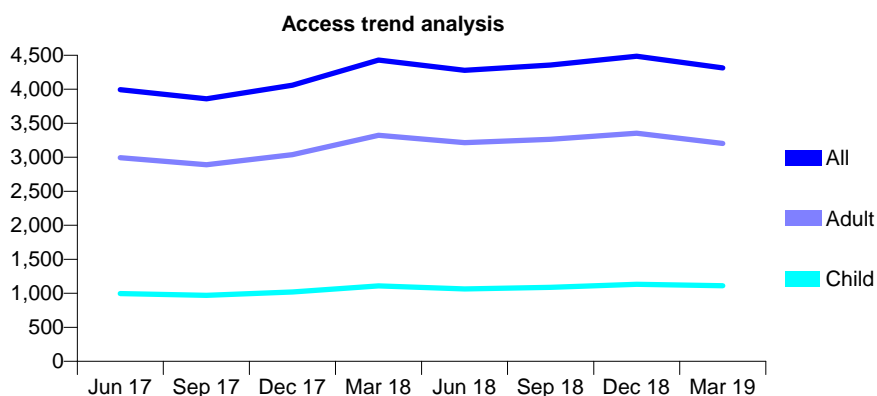
Q62 - Vital Signs At a Glance Contract Report for 359270/0001 - March 2019

Name or company name	MR AF RAI
Contract type name	GDS Contract
Purpose of contract	General
Contract start date	01/02/2009
Contract end date	

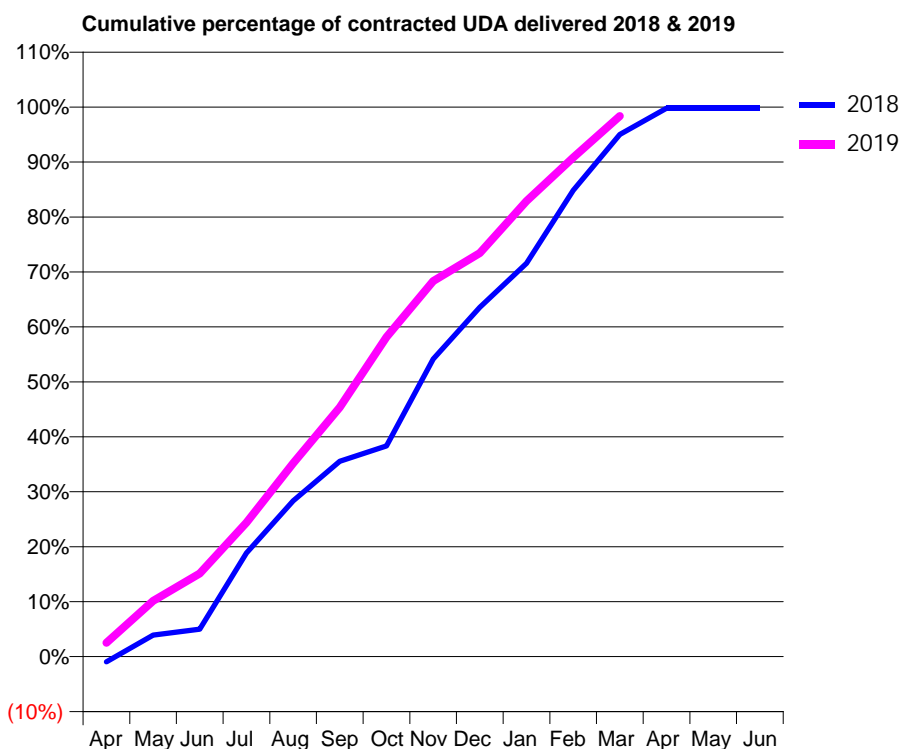
18/19 Contracted general activity (UDA)	9,679
Carry forward general activity (UDA)	18
18/19 Contracted orthodontic activity (UOA)	0
Carry forward orthodontic activity (UOA)	0
Baseline contract value	£209,276.42

ACCESS*

Patients seen in 24 months	Total	Change since previous quarter
Quarter ending March 2018	4,431	
Quarter ending June 2018	4,279	↓
Quarter ending September 2018	4,356	→
Quarter ending December 2018	4,485	↑
Quarter ending March 2019	4,314	↓
Variance since March 2018	(2.6%)	↓



ACTIVITY



Month	Adjusted Scheduled Activity (UDA)	
	2018	2019
April	-93	246
May	378	983
June	484	1,464
July	1,826	2,363
August	2,746	3,406
September	3,439	4,390
October	3,711	5,628
November	5,240	6,614
December	6,153	7,109
January	6,928	8,023
February	8,213	8,791
March	9,196	9,522
April	9,661	
May	9,661	
June	9,661	

QUALITY

	Quantity	Base Number	Contract	AT	Region	England
% of FP17s for the same patient ID Re-attending within 3 months - Children	96	1,542	6.2%	10.3%	11.9%	11.8%
% of FP17s for the same patient ID Re-attending within 3 months - Adults	438	3,834	11.4%	16.0%	16.9%	15.7%
% of FP17s for the same patient ID Re-attending between 3 & 9 months - Children	853	1,542	55.3%	48.6%	48.9%	58.9%
% of FP17s for the same patient ID Re-attending between 3 & 9 months - Adults	1,847	3,834	48.2%	38.3%	38.9%	50.8%
% of FP17s for Band 1 Urgent Courses	481	5,152	9.3%	11.1%	10.7%	9.1%
% of FP17s Relating to Free Repair or Replacements	45	5,152	0.9%	0.5%	0.5%	0.8%
% of FP17s Relating to Continuations	49	5,152	1.0%	0.5%	0.7%	0.9%
% of Patients satisfied with the dentistry they have received	4	4	N/A	86.8%	89.1%	92.5%
% of Patients satisfied with the time they had to wait for an appointment	4	4	N/A	83.1%	83.1%	87.0%

* This is based on patients treated on this contract for their most recent course of treatment. Figures in italics indicate the base number of FP17s or Patient Questionnaire responses are less than 100. N/A is shown where the base number of responses is less than 10 during the period. % is calculated as Quantity/Base number*100

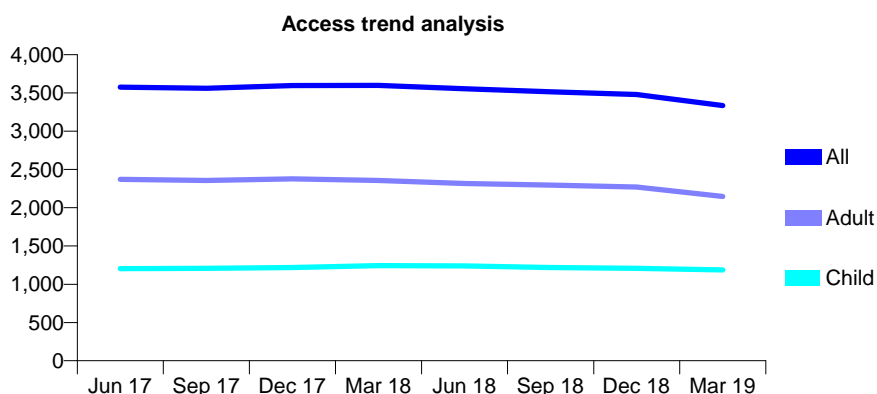
Q62 - Vital Signs At a Glance Contract Report for 359270/0007 - March 2019

Name or company name	Canberra Dental
Contract type name	GDS Contract
Purpose of contract	General
Contract start date	23/12/2009
Contract end date	

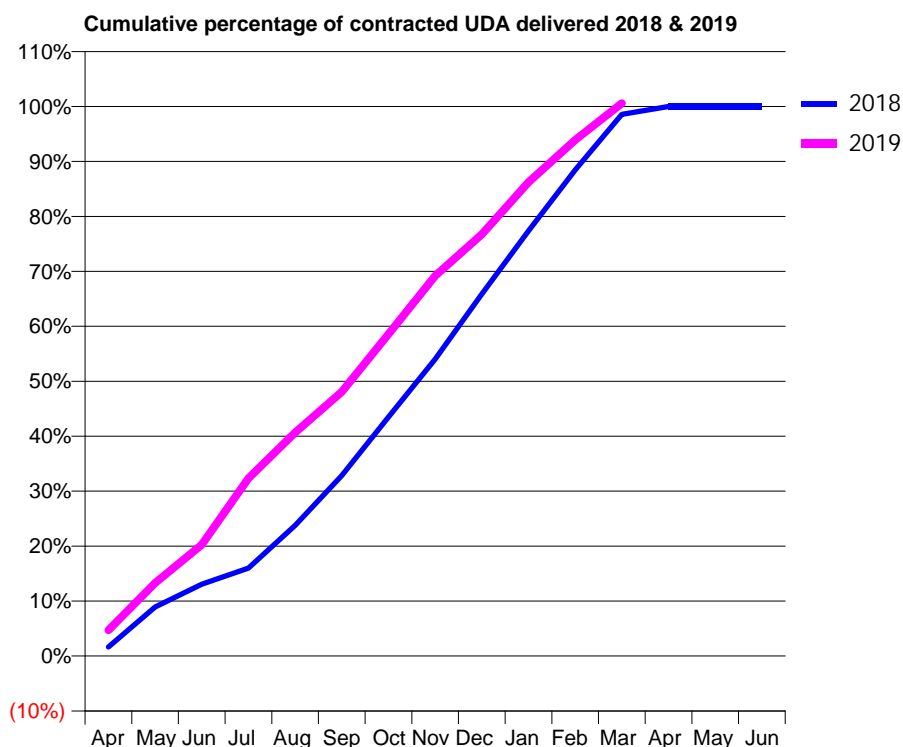
18/19 Contracted general activity (UDA)	13,096
Carry forward general activity (UDA)	3
18/19 Contracted orthodontic activity (UOA)	0
Carry forward orthodontic activity (UOA)	0
Baseline contract value	£391,059.87

ACCESS*

Patients seen in 24 months	Total	Change since previous quarter
Quarter ending March 2018	3,599	
Quarter ending June 2018	3,554	↓
Quarter ending September 2018	3,514	↓
Quarter ending December 2018	3,480	→
Quarter ending March 2019	3,335	↓
Variance since March 2018	(7.3%)	↓



ACTIVITY



Month	Adjusted Scheduled Activity (UDA)	
	2018	2019
April	217	616
May	1,168	1,743
June	1,713	2,653
July	2,096	4,234
August	3,117	5,327
September	4,300	6,295
October	5,696	7,671
November	7,075	9,059
December	8,624	10,046
January	10,132	11,289
February	11,586	12,298
March	12,909	13,170
April	13,096	
May	13,093	
June	13,093	

QUALITY

	Quantity	Base Number	Contract	AT	Region	England
% of FP17s for the same patient ID Re-attending within 3 months - Children	95	1,246	7.6%	10.3%	11.9%	11.8%
% of FP17s for the same patient ID Re-attending within 3 months - Adults	314	2,180	14.4%	16.0%	16.9%	15.7%
% of FP17s for the same patient ID Re-attending between 3 & 9 months - Children	572	1,246	45.9%	48.6%	48.9%	58.9%
% of FP17s for the same patient ID Re-attending between 3 & 9 months - Adults	841	2,180	38.6%	38.3%	38.9%	50.8%
% of FP17s for Band 1 Urgent Courses	424	3,366	12.6%	11.1%	10.7%	9.1%
% of FP17s Relating to Free Repair or Replacements	38	3,366	1.1%	0.5%	0.5%	0.8%
% of FP17s Relating to Continuations	0	3,366	0.0%	0.5%	0.7%	0.9%
% of Patients satisfied with the dentistry they have received	1	2	N/A	86.8%	89.1%	92.5%
% of Patients satisfied with the time they had to wait for an appointment	2	2	N/A	83.1%	83.1%	87.0%

* This is based on patients treated on this contract for their most recent course of treatment. Figures in italics indicate the base number of FP17s or Patient Questionnaire responses are less than 100. N/A is shown where the base number of responses is less than 10 during the period. % is calculated as Quantity/Base number*100

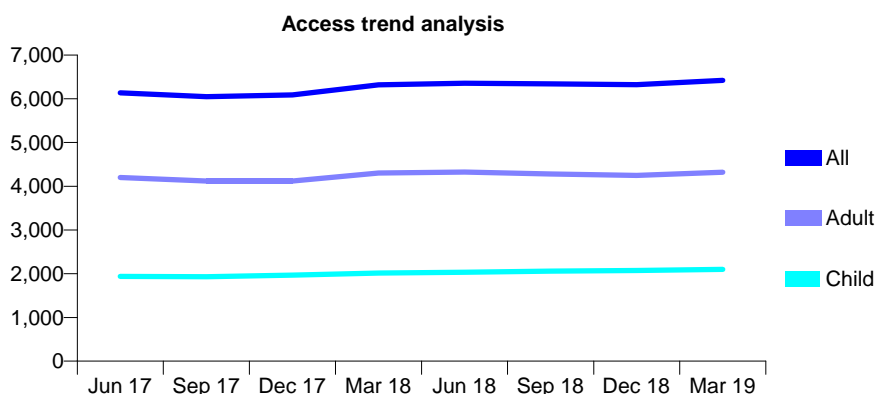
Q62 - Vital Signs At a Glance Contract Report for 359556/0001 - March 2019

Name or company name	MISS AR PATEL
Contract type name	GDS Contract
Purpose of contract	General
Contract start date	01/12/2006
Contract end date	

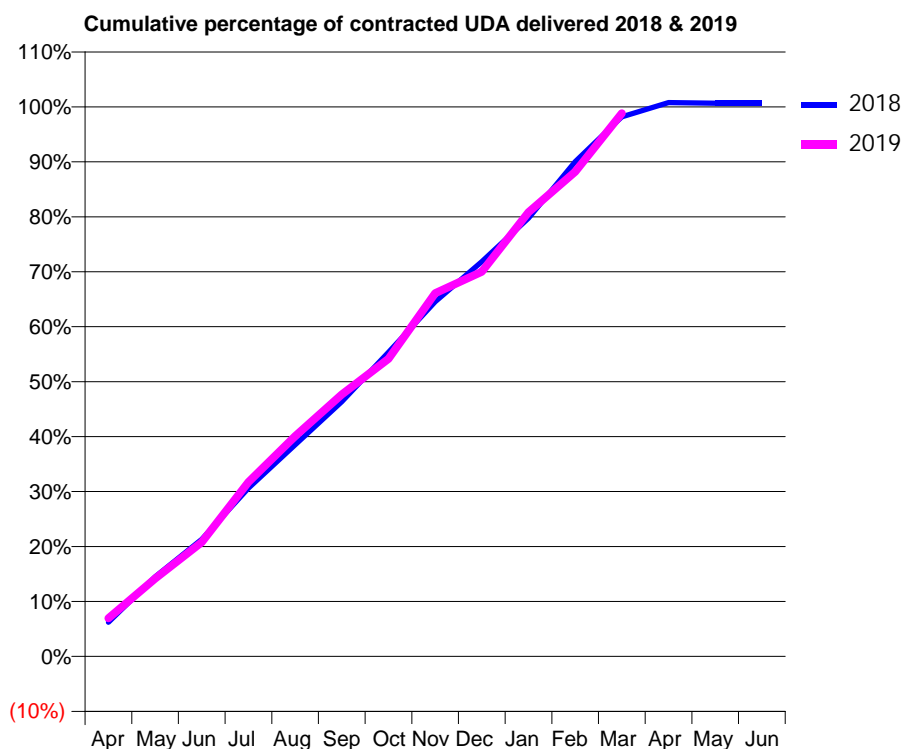
18/19 Contracted general activity (UDA)	16,625
Carry forward general activity (UDA)	-108
18/19 Contracted orthodontic activity (UOA)	0
Carry forward orthodontic activity (UOA)	0
Baseline contract value	£518,473.16

ACCESS*

Patients seen in 24 months	Total	Change since previous quarter
Quarter ending March 2018	6,317	
Quarter ending June 2018	6,356	→
Quarter ending September 2018	6,342	→
Quarter ending December 2018	6,320	→
Quarter ending March 2019	6,422	→
Variance since March 2018	1.7%	→



ACTIVITY



Month	Adjusted Scheduled Activity (UDA)	
	2018	2019
April	1,033	1,154
May	2,409	2,356
June	3,545	3,454
July	5,091	5,275
August	6,404	6,665
September	7,706	7,924
October	9,201	9,004
November	10,734	10,986
December	11,940	11,638
January	13,260	13,435
February	14,964	14,665
March	16,320	16,430
April	16,753	
May	16,736	
June	16,733	

QUALITY

	Quantity	Base Number	Contract	AT	Region	England
% of FP17s for the same patient ID Re-attending within 3 months - Children	220	2,822	7.8%	10.3%	11.9%	11.8%
% of FP17s for the same patient ID Re-attending within 3 months - Adults	544	4,703	11.6%	16.0%	16.9%	15.7%
% of FP17s for the same patient ID Re-attending between 3 & 9 months - Children	1,453	2,822	51.5%	48.6%	48.9%	58.9%
% of FP17s for the same patient ID Re-attending between 3 & 9 months - Adults	1,953	4,703	41.5%	38.3%	38.9%	50.8%
% of FP17s for Band 1 Urgent Courses	689	7,351	9.4%	11.1%	10.7%	9.1%
% of FP17s Relating to Free Repair or Replacements	44	7,351	0.6%	0.5%	0.5%	0.8%
% of FP17s Relating to Continuations	4	7,351	0.1%	0.5%	0.7%	0.9%
% of Patients satisfied with the dentistry they have received	0	0	N/A	86.8%	89.1%	92.5%
% of Patients satisfied with the time they had to wait for an appointment	0	0	N/A	83.1%	83.1%	87.0%

* This is based on patients treated on this contract for their most recent course of treatment. Figures in italics indicate the base number of FP17s or Patient Questionnaire responses are less than 100. N/A is shown where the base number of responses is less than 10 during the period. % is calculated as Quantity/Base number*100

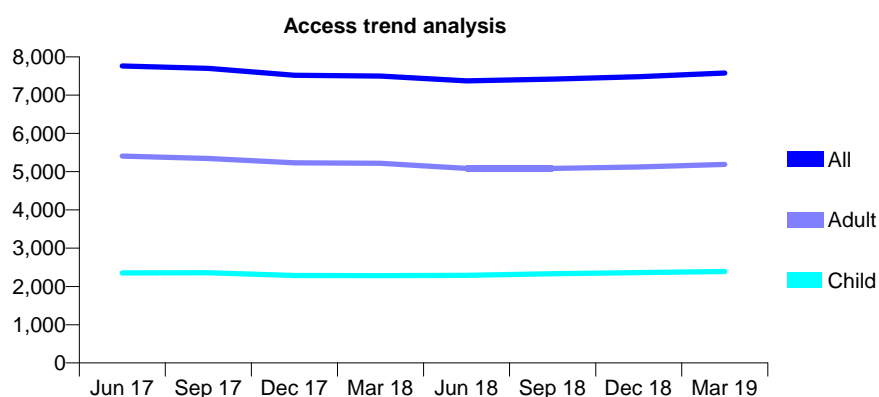
Q62 - Vital Signs At a Glance Contract Report for 359556/0002 - March 2019

Name or company name	MISS AR PATEL
Contract type name	GDS Contract
Purpose of contract	General
Contract start date	01/06/2008
Contract end date	

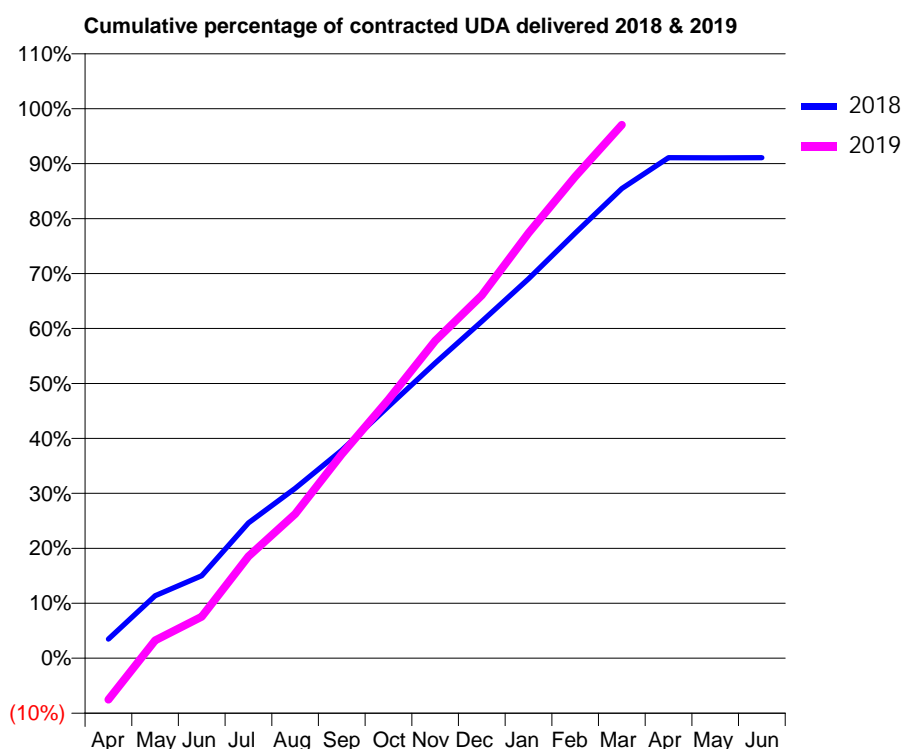
18/19 Contracted general activity (UDA)	16,568
Carry forward general activity (UDA)	1,476
18/19 Contracted orthodontic activity (UOA)	0
Carry forward orthodontic activity (UOA)	0
Baseline contract value	£410,015.69

ACCESS*

Patients seen in 24 months	Total	Change since previous quarter
Quarter ending March 2018	7,499	
Quarter ending June 2018	7,376	↓
Quarter ending September 2018	7,418	→
Quarter ending December 2018	7,483	→
Quarter ending March 2019	7,577	→
Variance since March 2018	1.0%	→



ACTIVITY



Month	Adjusted Scheduled Activity (UDA)	
	2018	2019
April	576	-1,246
May	1,883	541
June	2,488	1,252
July	4,080	3,070
August	5,123	4,352
September	6,270	6,151
October	7,594	7,796
November	8,900	9,570
December	10,154	10,941
January	11,437	12,820
February	12,820	14,521
March	14,157	16,079
April	15,091	
May	15,084	
June	15,092	

QUALITY

	Quantity	Base Number	Contract	AT	Region	England
% of FP17s for the same patient ID Re-attending within 3 months - Children	221	3,125	7.1%	10.3%	11.9%	11.8%
% of FP17s for the same patient ID Re-attending within 3 months - Adults	678	5,955	11.4%	16.0%	16.9%	15.7%
% of FP17s for the same patient ID Re-attending between 3 & 9 months - Children	1,457	3,125	46.6%	48.6%	48.9%	58.9%
% of FP17s for the same patient ID Re-attending between 3 & 9 months - Adults	2,424	5,955	40.7%	38.3%	38.9%	50.8%
% of FP17s for Band 1 Urgent Courses	640	8,324	7.7%	11.1%	10.7%	9.1%
% of FP17s Relating to Free Repair or Replacements	17	8,324	0.2%	0.5%	0.5%	0.8%
% of FP17s Relating to Continuations	12	8,324	0.1%	0.5%	0.7%	0.9%
% of Patients satisfied with the dentistry they have received	3	3	N/A	86.8%	89.1%	92.5%
% of Patients satisfied with the time they had to wait for an appointment	2	3	N/A	83.1%	83.1%	87.0%

* This is based on patients treated on this contract for their most recent course of treatment.

Figures in italics indicate the base number of FP17s or Patient Questionnaire responses are less than 100. N/A is shown where the base number of responses is less than 10 during the period. % is calculated as Quantity/Base number*100

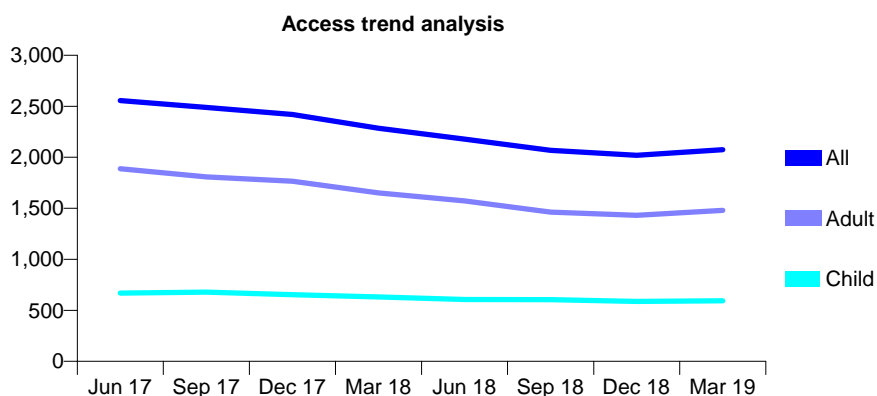
Q62 - Vital Signs At a Glance Contract Report for 363774/0001 - March 2019

Name or company name	Smile 32 Dental
Contract type name	GDS Contract
Purpose of contract	General
Contract start date	31/08/2007
Contract end date	

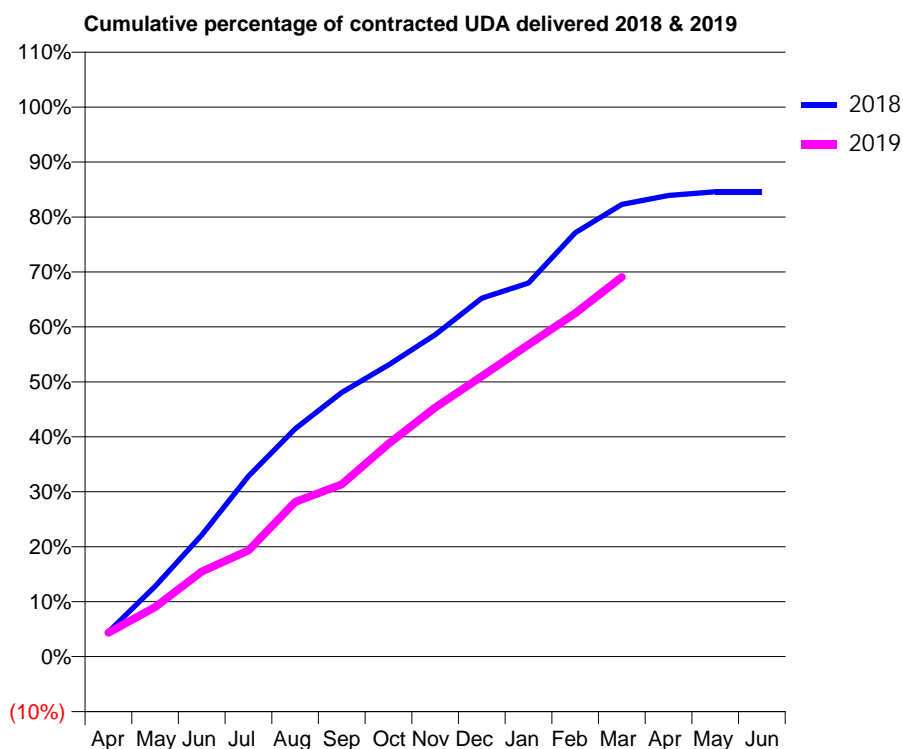
18/19 Contracted general activity (UDA)	6,846
Carry forward general activity (UDA)	-112
18/19 Contracted orthodontic activity (UOA)	0
Carry forward orthodontic activity (UOA)	0
Baseline contract value	£196,913.26

ACCESS*

Patients seen in 24 months	Total	Change since previous quarter
Quarter ending March 2018	2,284	
Quarter ending June 2018	2,178	↓
Quarter ending September 2018	2,069	↓
Quarter ending December 2018	2,019	↓
Quarter ending March 2019	2,074	↑
Variance since March 2018	(9.2%)	↓



ACTIVITY



Month	Adjusted Scheduled Activity (UDA)	
	2018	2019
April	308	299
May	876	617
June	1,515	1,059
July	2,249	1,324
August	2,839	1,928
September	3,290	2,145
October	3,634	2,650
November	4,011	3,102
December	4,464	3,492
January	4,655	3,886
February	5,280	4,278
March	5,632	4,728
April	5,746	
May	5,791	
June	5,791	

QUALITY

	Quantity	Base Number	Contract	AT	Region	England
% of FP17s for the same patient ID Re-attending within 3 months - Children	138	935	14.8%	10.3%	11.9%	11.8%
% of FP17s for the same patient ID Re-attending within 3 months - Adults	233	1,572	14.8%	16.0%	16.9%	15.7%
% of FP17s for the same patient ID Re-attending between 3 & 9 months - Children	371	935	39.7%	48.6%	48.9%	58.9%
% of FP17s for the same patient ID Re-attending between 3 & 9 months - Adults	219	1,572	13.9%	38.3%	38.9%	50.8%
% of FP17s for Band 1 Urgent Courses	1,186	2,394	49.5%	11.1%	10.7%	9.1%
% of FP17s Relating to Free Repair or Replacements	3	2,394	0.1%	0.5%	0.5%	0.8%
% of FP17s Relating to Continuations	0	2,394	0.0%	0.5%	0.7%	0.9%
% of Patients satisfied with the dentistry they have received	1	1	N/A	86.8%	89.1%	92.5%
% of Patients satisfied with the time they had to wait for an appointment	1	1	N/A	83.1%	83.1%	87.0%

* This is based on patients treated on this contract for their most recent course of treatment. Figures in italics indicate the base number of FP17s or Patient Questionnaire responses are less than 100. N/A is shown where the base number of responses is less than 10 during the period. % is calculated as Quantity/Base number*100

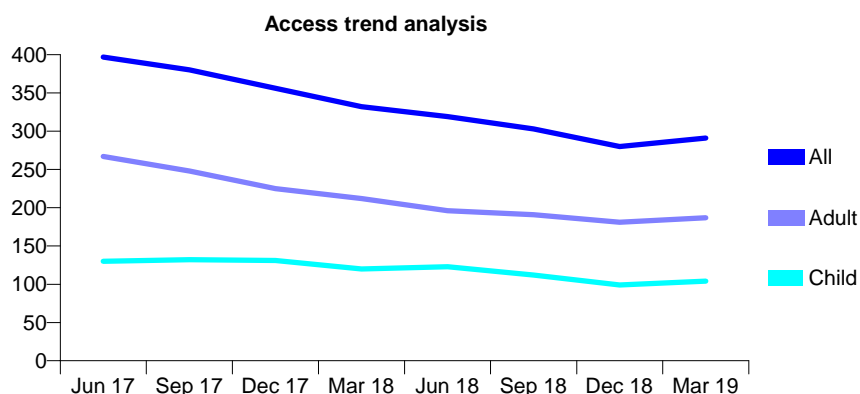
Q62 - Vital Signs At a Glance Contract Report for 364207/0001 - March 2019

Name or company name	Crystal Smile Dental Care
Contract type name	GDS Contract
Purpose of contract	General
Contract start date	01/02/2012
Contract end date	

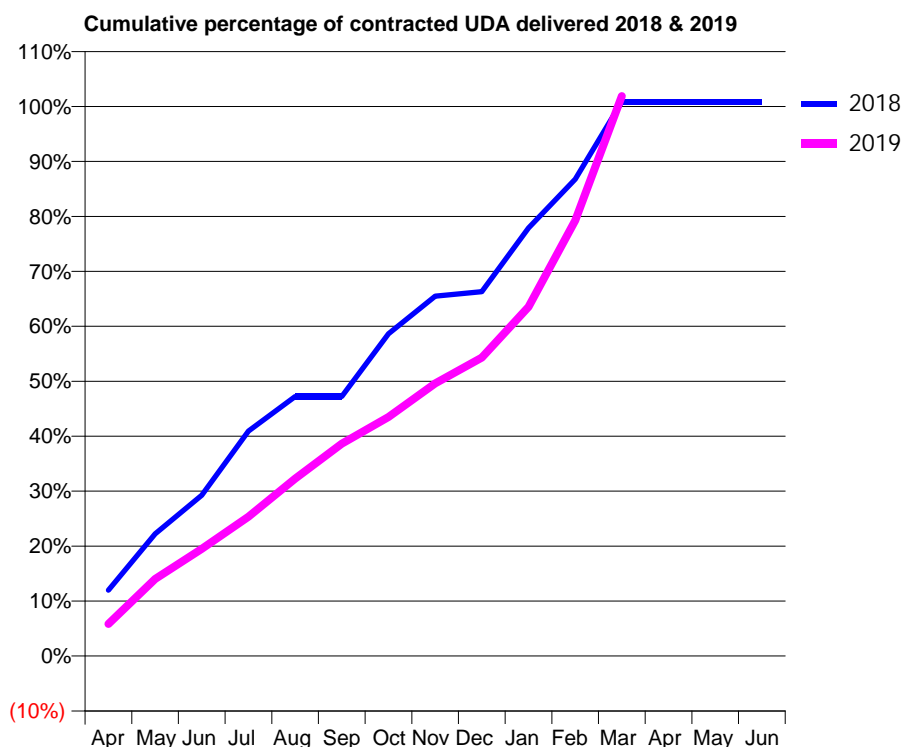
18/19 Contracted general activity (UDA)	1,911
Carry forward general activity (UDA)	-16
18/19 Contracted orthodontic activity (UOA)	0
Carry forward orthodontic activity (UOA)	0
Baseline contract value	£67,931.60

ACCESS*

Patients seen in 24 months	Total	Change since previous quarter
Quarter ending March 2018	332	
Quarter ending June 2018	319	↓
Quarter ending September 2018	303	↓
Quarter ending December 2018	280	↓
Quarter ending March 2019	291	↑
Variance since March 2018	(12.3%)	↓



ACTIVITY



Month	Adjusted Scheduled Activity (UDA)	
	2018	2019
April	229	111
May	425	268
June	559	373
July	782	484
August	902	617
September	902	738
October	1,121	831
November	1,251	948
December	1,267	1,038
January	1,488	1,214
February	1,658	1,515
March	1,927	1,947
April	1,927	
May	1,927	
June	1,927	

QUALITY

	Quantity	Base Number	Contract	AT	Region	England
% of FP17s for the same patient ID Re-attending within 3 months - Children	27	149	18.1%	10.3%	11.9%	11.8%
% of FP17s for the same patient ID Re-attending within 3 months - Adults	58	288	20.1%	16.0%	16.9%	15.7%
% of FP17s for the same patient ID Re-attending between 3 & 9 months - Children	57	149	38.3%	48.6%	48.9%	58.9%
% of FP17s for the same patient ID Re-attending between 3 & 9 months - Adults	106	288	36.8%	38.3%	38.9%	50.8%
% of FP17s for Band 1 Urgent Courses	31	437	7.1%	11.1%	10.7%	9.1%
% of FP17s Relating to Free Repair or Replacements	0	437	0.0%	0.5%	0.5%	0.8%
% of FP17s Relating to Continuations	0	437	0.0%	0.5%	0.7%	0.9%
% of Patients satisfied with the dentistry they have received	0	0	N/A	86.8%	89.1%	92.5%
% of Patients satisfied with the time they had to wait for an appointment	0	0	N/A	83.1%	83.1%	87.0%

* This is based on patients treated on this contract for their most recent course of treatment. Figures in italics indicate the base number of FP17s or Patient Questionnaire responses are less than 100. N/A is shown where the base number of responses is less than 10 during the period. % is calculated as Quantity/Base number*100

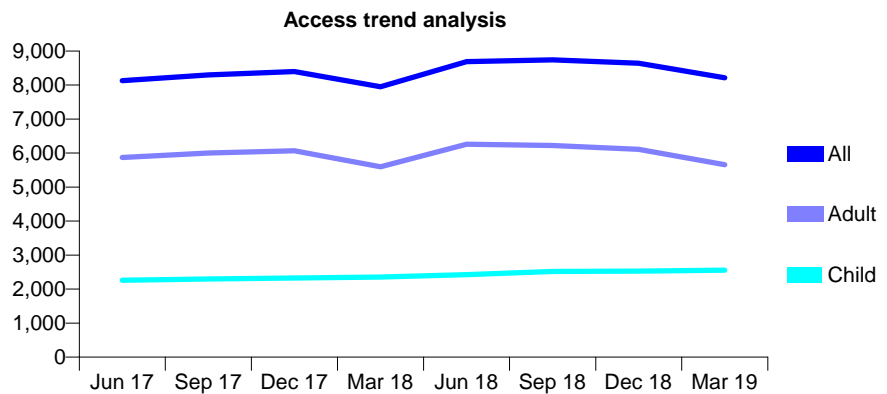
Q62 - Vital Signs At a Glance Contract Report for 381365/0002 - March 2019

Name or company name	MR P ZIDERMAN
Contract type name	GDS Contract
Purpose of contract	General
Contract start date	01/04/2006
Contract end date	

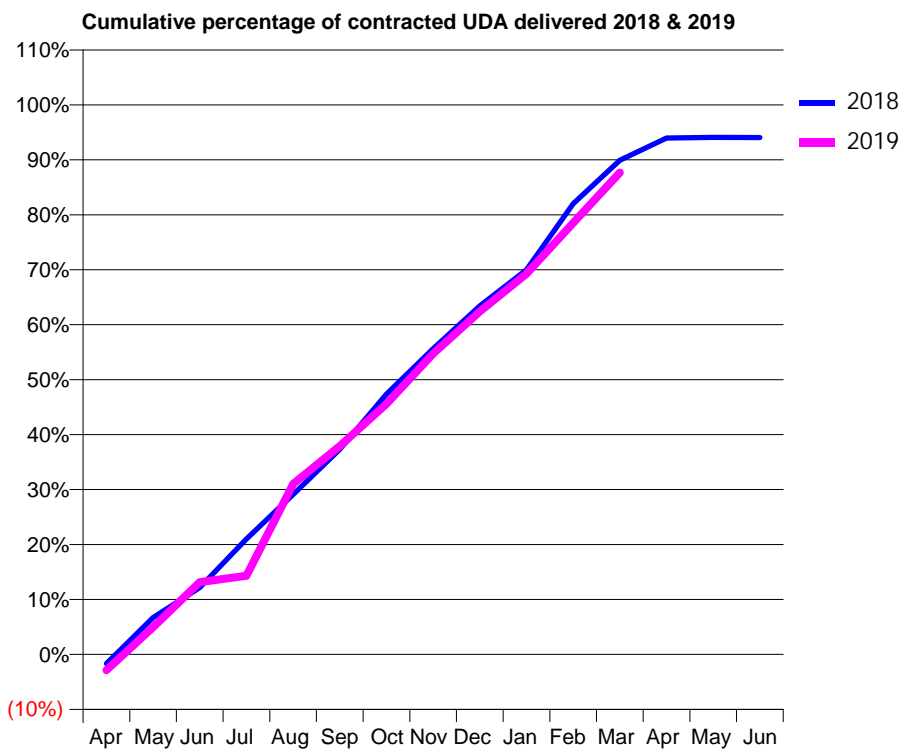
18/19 Contracted general activity (UDA)	25,594
Carry forward general activity (UDA)	1,521
18/19 Contracted orthodontic activity (UOA)	0
Carry forward orthodontic activity (UOA)	0
Baseline contract value	£983,012.84

ACCESS*

Patients seen in 24 months	Total	Change since previous quarter
Quarter ending March 2018	7,950	
Quarter ending June 2018	8,687	↑
Quarter ending September 2018	8,745	→
Quarter ending December 2018	8,643	↓
Quarter ending March 2019	8,214	↓
Variance since March 2018	3.3%	↑



ACTIVITY



Month	2018	2019
April	-430	-742
May	1,717	1,273
June	3,115	3,363
July	5,377	3,670
August	7,450	7,939
September	9,550	9,704
October	12,122	11,669
November	14,240	14,010
December	16,235	15,973
January	17,912	17,729
February	20,989	20,104
March	23,014	22,437
April	24,047	
May	24,074	
June	24,073	

QUALITY

	Quantity	Base Number	Contract	AT	Region	England
% of FP17s for the same patient ID Re-attending within 3 months - Children	231	3,131	7.4%	10.3%	11.9%	11.8%
% of FP17s for the same patient ID Re-attending within 3 months - Adults	961	6,084	15.8%	16.0%	16.9%	15.7%
% of FP17s for the same patient ID Re-attending between 3 & 9 months - Children	1,278	3,131	40.8%	48.6%	48.9%	58.9%
% of FP17s for the same patient ID Re-attending between 3 & 9 months - Adults	1,973	6,084	32.4%	38.3%	38.9%	50.8%
% of FP17s for Band 1 Urgent Courses	1,364	8,920	15.3%	11.1%	10.7%	9.1%
% of FP17s Relating to Free Repair or Replacements	50	8,920	0.6%	0.5%	0.5%	0.8%
% of FP17s Relating to Continuations	21	8,920	0.2%	0.5%	0.7%	0.9%
% of Patients satisfied with the dentistry they have received	4	5	N/A	86.8%	89.1%	92.5%
% of Patients satisfied with the time they had to wait for an appointment	4	5	N/A	83.1%	83.1%	87.0%

* This is based on patients treated on this contract for their most recent course of treatment. Figures in italics indicate the base number of FP17s or Patient Questionnaire responses are less than 100. N/A is shown where the base number of responses is less than 10 during the period. % is calculated as Quantity/Base number*100

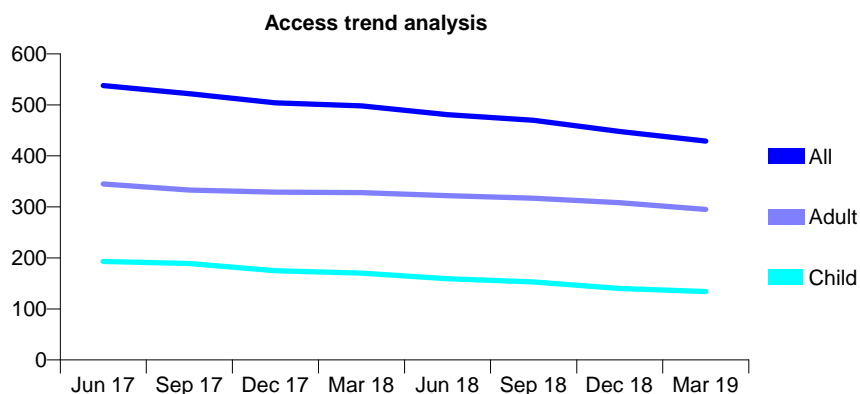
Q62 - Vital Signs At a Glance Contract Report for 385018/0001 - March 2019

Name or company name	MR RP SAINI
Contract type name	GDS Contract
Purpose of contract	General
Contract start date	01/04/2006
Contract end date	

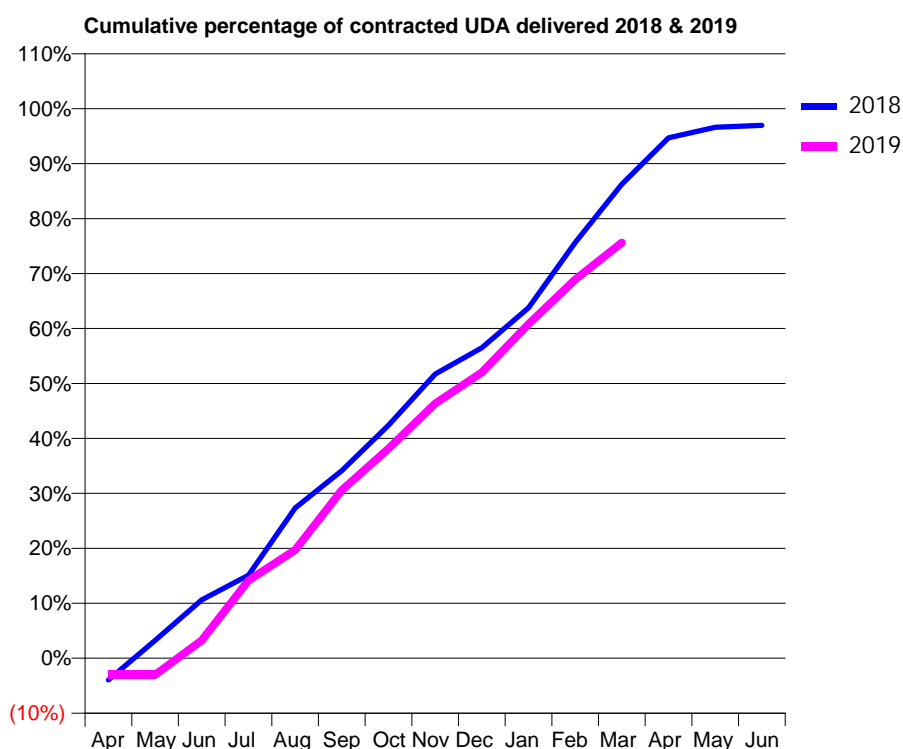
18/19 Contracted general activity (UDA)	2,500
Carry forward general activity (UDA)	76
18/19 Contracted orthodontic activity (UOA)	0
Carry forward orthodontic activity (UOA)	0
Baseline contract value	£74,717.68

ACCESS*

Patients seen in 24 months	Total	Change since previous quarter
Quarter ending March 2018	498	
Quarter ending June 2018	481	↓
Quarter ending September 2018	470	↓
Quarter ending December 2018	448	↓
Quarter ending March 2019	429	↓
Variance since March 2018	(13.9%)	↓



ACTIVITY



Adjusted Scheduled Activity (UDA)		
Month	2018	2019
April	-99	-76
May	81	-76
June	265	81
July	377	353
August	684	493
September	853	764
October	1,060	953
November	1,293	1,159
December	1,412	1,300
January	1,594	1,520
February	1,891	1,723
March	2,156	1,890
April	2,367	
May	2,415	
June	2,424	

QUALITY

	Quantity	Base Number	Contract	AT	Region	England
% of FP17s for the same patient ID Re-attending within 3 months - Children	37	286	12.9%	10.3%	11.9%	11.8%
% of FP17s for the same patient ID Re-attending within 3 months - Adults	35	419	8.4%	16.0%	16.9%	15.7%
% of FP17s for the same patient ID Re-attending between 3 & 9 months - Children	198	286	69.2%	48.6%	48.9%	58.9%
% of FP17s for the same patient ID Re-attending between 3 & 9 months - Adults	287	419	68.5%	38.3%	38.9%	50.8%
% of FP17s for Band 1 Urgent Courses	7	618	1.1%	11.1%	10.7%	9.1%
% of FP17s Relating to Free Repair or Replacements	3	618	0.5%	0.5%	0.5%	0.8%
% of FP17s Relating to Continuations	1	618	0.2%	0.5%	0.7%	0.9%
% of Patients satisfied with the dentistry they have received	0	0	N/A	86.8%	89.1%	92.5%
% of Patients satisfied with the time they had to wait for an appointment	0	0	N/A	83.1%	83.1%	87.0%

* This is based on patients treated on this contract for their most recent course of treatment.

Figures in italics indicate the base number of FP17s or Patient Questionnaire responses are less than 100. N/A is shown where the base number of responses is less than 10 during the period. % is calculated as Quantity/Base number*100

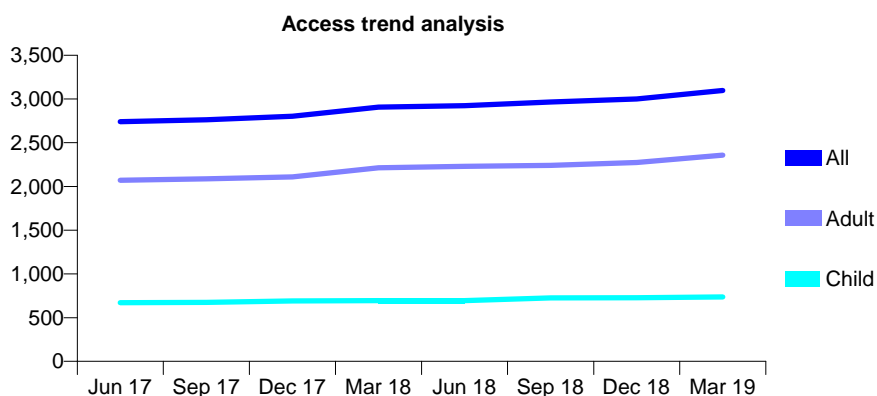
Q62 - Vital Signs At a Glance Contract Report for 393983/0002 - March 2019

Name or company name	MR D SAITOWITZ
Contract type name	GDS Contract
Purpose of contract	General
Contract start date	05/01/2009
Contract end date	

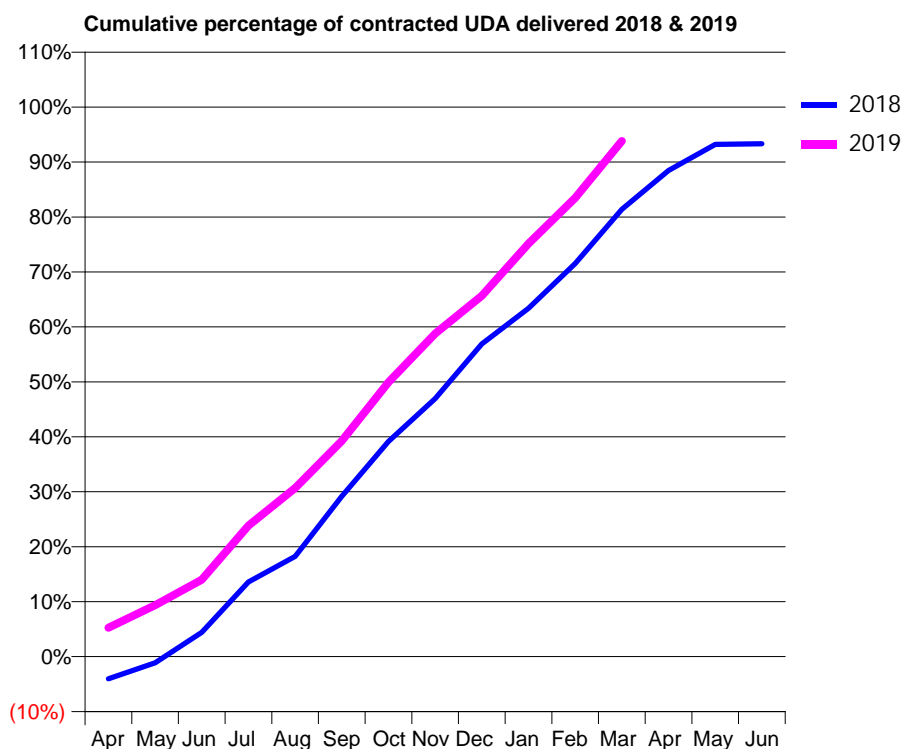
18/19 Contracted general activity (UDA)	10,991
Carry forward general activity (UDA)	0
18/19 Contracted orthodontic activity (UOA)	0
Carry forward orthodontic activity (UOA)	0
Baseline contract value	£351,849.35

ACCESS*

Patients seen in 24 months	Total	Change since previous quarter
Quarter ending March 2018	2,907	
Quarter ending June 2018	2,924	→
Quarter ending September 2018	2,966	→
Quarter ending December 2018	3,000	→
Quarter ending March 2019	3,097	↑
Variance since March 2018	6.5%	↑



ACTIVITY



Month	Adjusted Scheduled Activity (UDA)	
	2018	2019
April	-446	576
May	-127	1,031
June	486	1,537
July	1,492	2,621
August	2,005	3,372
September	3,206	4,314
October	4,304	5,487
November	5,161	6,462
December	6,254	7,215
January	6,967	8,260
February	7,862	9,176
March	8,945	10,313
April	9,724	
May	10,243	
June	10,255	

QUALITY

	Quantity	Base Number	Contract	AT	Region	England
% of FP17s for the same patient ID Re-attending within 3 months - Children	33	771	4.3%	10.3%	11.9%	11.8%
% of FP17s for the same patient ID Re-attending within 3 months - Adults	217	2,437	8.9%	16.0%	16.9%	15.7%
% of FP17s for the same patient ID Re-attending between 3 & 9 months - Children	279	771	36.2%	48.6%	48.9%	58.9%
% of FP17s for the same patient ID Re-attending between 3 & 9 months - Adults	939	2,437	38.5%	38.3%	38.9%	50.8%
% of FP17s for Band 1 Urgent Courses	106	2,904	3.7%	11.1%	10.7%	9.1%
% of FP17s Relating to Free Repair or Replacements	2	2,904	0.1%	0.5%	0.5%	0.8%
% of FP17s Relating to Continuations	22	2,904	0.8%	0.5%	0.7%	0.9%
% of Patients satisfied with the dentistry they have received	2	2	N/A	86.8%	89.1%	92.5%
% of Patients satisfied with the time they had to wait for an appointment	2	2	N/A	83.1%	83.1%	87.0%

* This is based on patients treated on this contract for their most recent course of treatment. Figures in italics indicate the base number of FP17s or Patient Questionnaire responses are less than 100. N/A is shown where the base number of responses is less than 10 during the period. % is calculated as Quantity/Base number*100

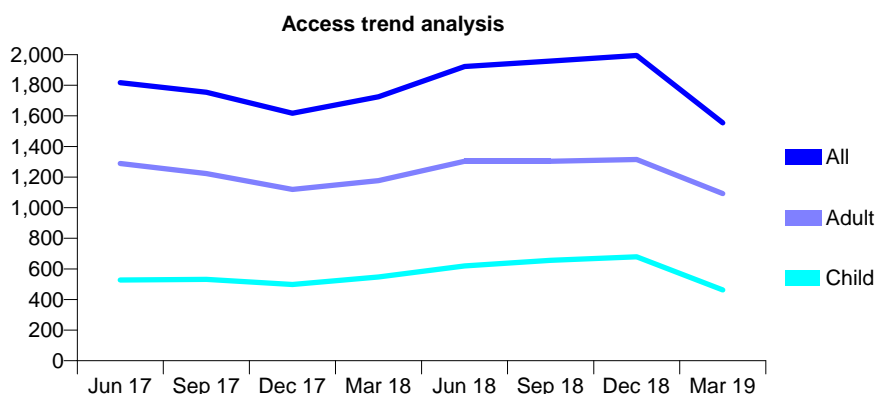
Q62 - Vital Signs At a Glance Contract Report for 395129/0001 - March 2019

Name or company name	Advance Dental Care
Contract type name	GDS Contract
Purpose of contract	General
Contract start date	01/04/2006
Contract end date	

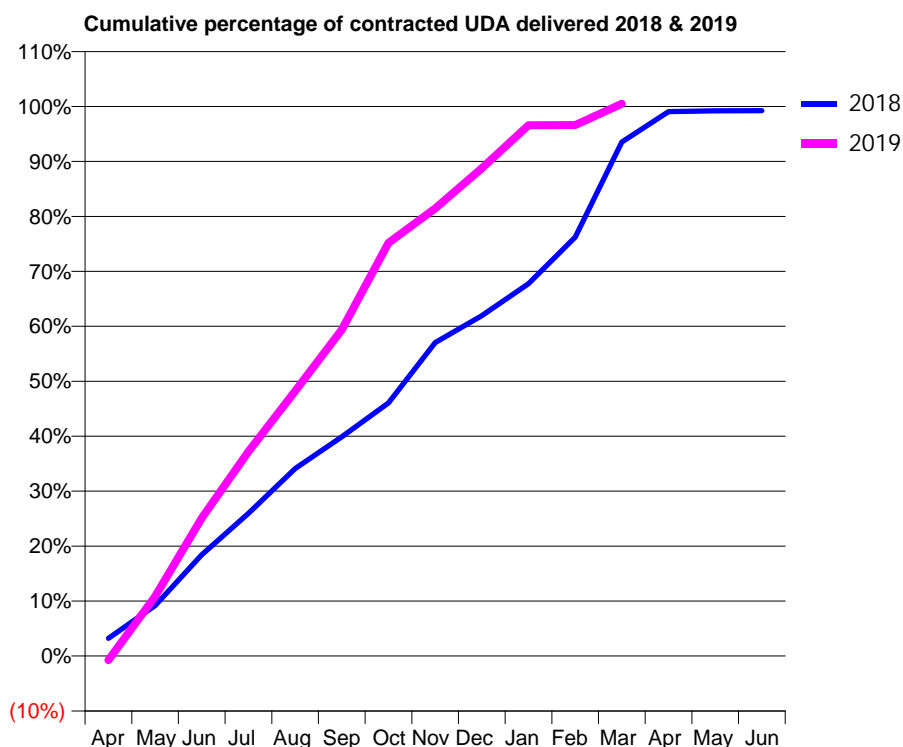
18/19 Contracted general activity (UDA)	4,825
Carry forward general activity (UDA)	37
18/19 Contracted orthodontic activity (UOA)	0
Carry forward orthodontic activity (UOA)	0
Baseline contract value	£140,414.82

ACCESS*

Patients seen in 24 months	Total	Change since previous quarter
Quarter ending March 2018	1,725	
Quarter ending June 2018	1,923	↑
Quarter ending September 2018	1,959	→
Quarter ending December 2018	1,994	→
Quarter ending March 2019	1,554	↓
Variance since March 2018	(9.9%)	↓



ACTIVITY



Month	Adjusted Scheduled Activity (UDA)	
	2018	2019
April	155	-37
May	443	524
June	889	1,211
July	1,253	1,796
August	1,645	2,326
September	1,924	2,865
October	2,222	3,628
November	2,752	3,929
December	2,987	4,283
January	3,270	4,661
February	3,678	4,662
March	4,512	4,848
April	4,779	
May	4,787	
June	4,788	

QUALITY

	Quantity	Base Number	Contract	AT	Region	England
% of FP17s for the same patient ID Re-attending within 3 months - Children	50	800	6.3%	10.3%	11.9%	11.8%
% of FP17s for the same patient ID Re-attending within 3 months - Adults	129	1,299	9.9%	16.0%	16.9%	15.7%
% of FP17s for the same patient ID Re-attending between 3 & 9 months - Children	208	800	26.0%	48.6%	48.9%	58.9%
% of FP17s for the same patient ID Re-attending between 3 & 9 months - Adults	271	1,299	20.9%	38.3%	38.9%	50.8%
% of FP17s for Band 1 Urgent Courses	143	1,996	7.2%	11.1%	10.7%	9.1%
% of FP17s Relating to Free Repair or Replacements	4	1,996	0.2%	0.5%	0.5%	0.8%
% of FP17s Relating to Continuations	1	1,996	0.1%	0.5%	0.7%	0.9%
% of Patients satisfied with the dentistry they have received	0	0	N/A	86.8%	89.1%	92.5%
% of Patients satisfied with the time they had to wait for an appointment	0	0	N/A	83.1%	83.1%	87.0%

* This is based on patients treated on this contract for their most recent course of treatment. Figures in italics indicate the base number of FP17s or Patient Questionnaire responses are less than 100. N/A is shown where the base number of responses is less than 10 during the period. % is calculated as Quantity/Base number*100

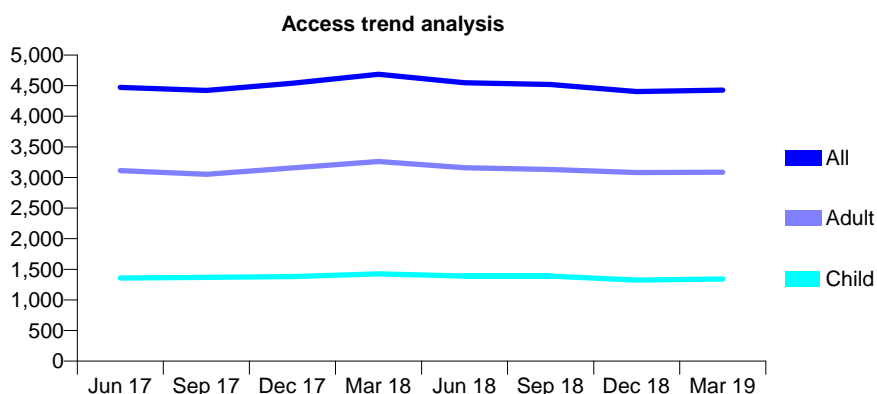
Q62 - Vital Signs At a Glance Contract Report for 395463/0001 - March 2019

Name or company name	MR AH GHOURI
Contract type name	GDS Contract
Purpose of contract	General
Contract start date	01/04/2006
Contract end date	

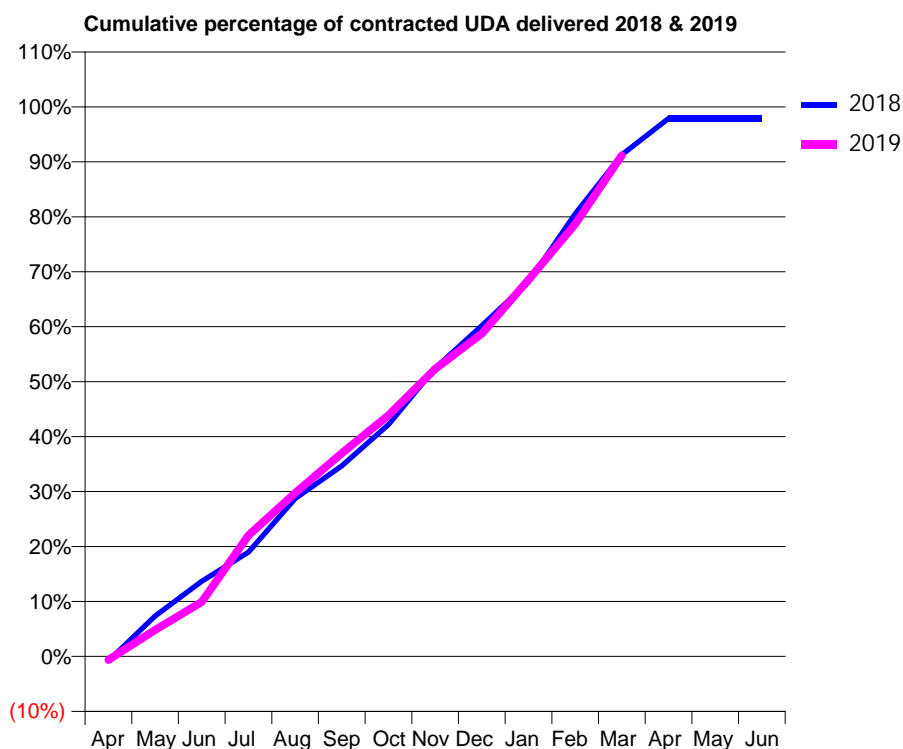
18/19 Contracted general activity (UDA)	11,256
Carry forward general activity (UDA)	237
18/19 Contracted orthodontic activity (UOA)	0
Carry forward orthodontic activity (UOA)	0
Baseline contract value	£307,174.19

ACCESS*

Patients seen in 24 months	Total	Change since previous quarter
Quarter ending March 2018	4,688	
Quarter ending June 2018	4,548	↓
Quarter ending September 2018	4,519	→
Quarter ending December 2018	4,404	↓
Quarter ending March 2019	4,429	→
Variance since March 2018	(5.5%)	↓



ACTIVITY



Month	Adjusted Scheduled Activity (UDA)	
	2018	2019
April	-91	-73
May	829	541
June	1,538	1,117
July	2,134	2,481
August	3,236	3,350
September	3,903	4,162
October	4,749	4,941
November	5,908	5,887
December	6,773	6,612
January	7,671	7,715
February	9,064	8,853
March	10,275	10,262
April	11,019	
May	11,019	
June	11,019	

QUALITY

	Quantity	Base Number	Contract	AT	Region	England
% of FP17s for the same patient ID Re-attending within 3 months - Children	67	1,321	5.1%	10.3%	11.9%	11.8%
% of FP17s for the same patient ID Re-attending within 3 months - Adults	288	2,588	11.1%	16.0%	16.9%	15.7%
% of FP17s for the same patient ID Re-attending between 3 & 9 months - Children	420	1,321	31.8%	48.6%	48.9%	58.9%
% of FP17s for the same patient ID Re-attending between 3 & 9 months - Adults	555	2,588	21.4%	38.3%	38.9%	50.8%
% of FP17s for Band 1 Urgent Courses	502	3,727	13.5%	11.1%	10.7%	9.1%
% of FP17s Relating to Free Repair or Replacements	15	3,727	0.4%	0.5%	0.5%	0.8%
% of FP17s Relating to Continuations	16	3,727	0.4%	0.5%	0.7%	0.9%
% of Patients satisfied with the dentistry they have received	0	0	N/A	86.8%	89.1%	92.5%
% of Patients satisfied with the time they had to wait for an appointment	0	0	N/A	83.1%	83.1%	87.0%

* This is based on patients treated on this contract for their most recent course of treatment. Figures in italics indicate the base number of FP17s or Patient Questionnaire responses are less than 100. N/A is shown where the base number of responses is less than 10 during the period. % is calculated as Quantity/Base number*100

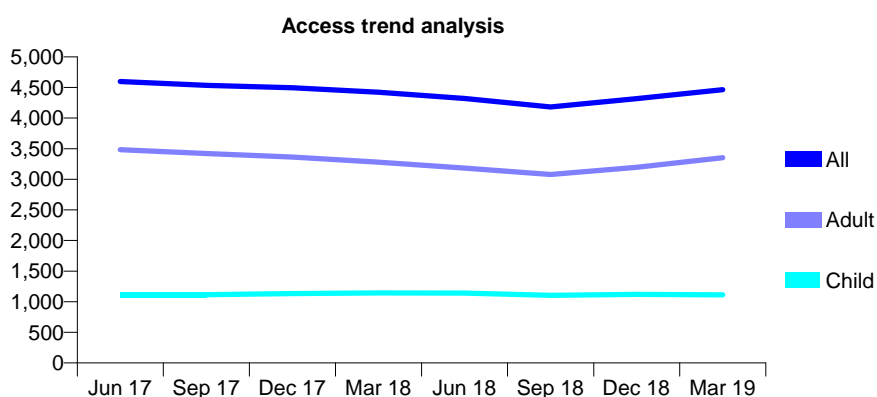
Q62 - Vital Signs At a Glance Contract Report for 395463/0002 - March 2019

Name or company name	MR AH GHAURI
Contract type name	GDS Contract
Purpose of contract	General
Contract start date	01/04/2006
Contract end date	

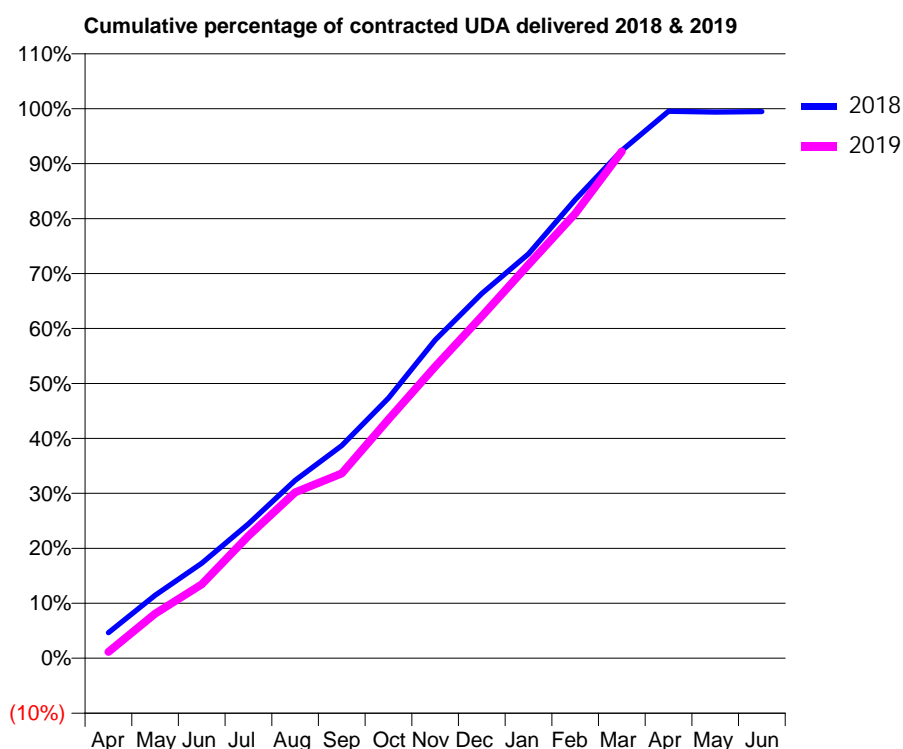
18/19 Contracted general activity (UDA)	16,269
Carry forward general activity (UDA)	90
18/19 Contracted orthodontic activity (UOA)	0
Carry forward orthodontic activity (UOA)	0
Baseline contract value	£612,659.47

ACCESS*

Patients seen in 24 months	Total	Change since previous quarter
Quarter ending March 2018	4,422	
Quarter ending June 2018	4,322	↓
Quarter ending September 2018	4,182	↓
Quarter ending December 2018	4,317	↑
Quarter ending March 2019	4,464	↑
Variance since March 2018	0.9%	→



ACTIVITY



Month	2018	2019
April	756	186
May	1,865	1,319
June	2,814	2,184
July	3,976	3,621
August	5,265	4,914
September	6,297	5,470
October	7,700	7,074
November	9,421	8,635
December	10,797	10,121
January	11,972	11,653
February	13,576	13,164
March	15,033	14,999
April	16,191	
May	16,167	
June	16,179	

QUALITY

	Quantity	Base Number	Contract	AT	Region	England
% of FP17s for the same patient ID Re-attending within 3 months - Children	96	1,274	7.5%	10.3%	11.9%	11.8%
% of FP17s for the same patient ID Re-attending within 3 months - Adults	586	3,661	16.0%	16.0%	16.9%	15.7%
% of FP17s for the same patient ID Re-attending between 3 & 9 months - Children	527	1,274	41.4%	48.6%	48.9%	58.9%
% of FP17s for the same patient ID Re-attending between 3 & 9 months - Adults	1,154	3,661	31.5%	38.3%	38.9%	50.8%
% of FP17s for Band 1 Urgent Courses	824	4,669	17.6%	11.1%	10.7%	9.1%
% of FP17s Relating to Free Repair or Replacements	30	4,669	0.6%	0.5%	0.5%	0.8%
% of FP17s Relating to Continuations	15	4,669	0.3%	0.5%	0.7%	0.9%
% of Patients satisfied with the dentistry they have received	6	7	N/A	86.8%	89.1%	92.5%
% of Patients satisfied with the time they had to wait for an appointment	6	7	N/A	83.1%	83.1%	87.0%

* This is based on patients treated on this contract for their most recent course of treatment.

Figures in italics indicate the base number of FP17s or Patient Questionnaire responses are less than 100. N/A is shown where the base number of responses is less than 10 during the period. % is calculated as Quantity/Base number*100

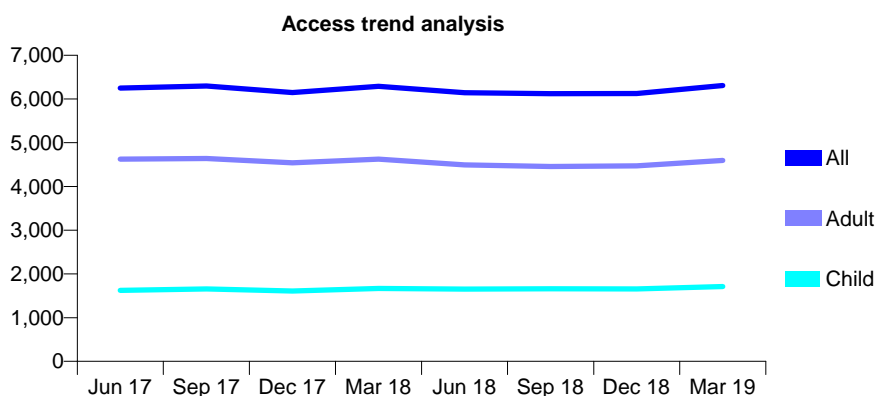
Q62 - Vital Signs At a Glance Contract Report for 395463/0004 - March 2019

Name or company name	MR AH GHAURI
Contract type name	GDS Contract
Purpose of contract	General
Contract start date	01/04/2006
Contract end date	

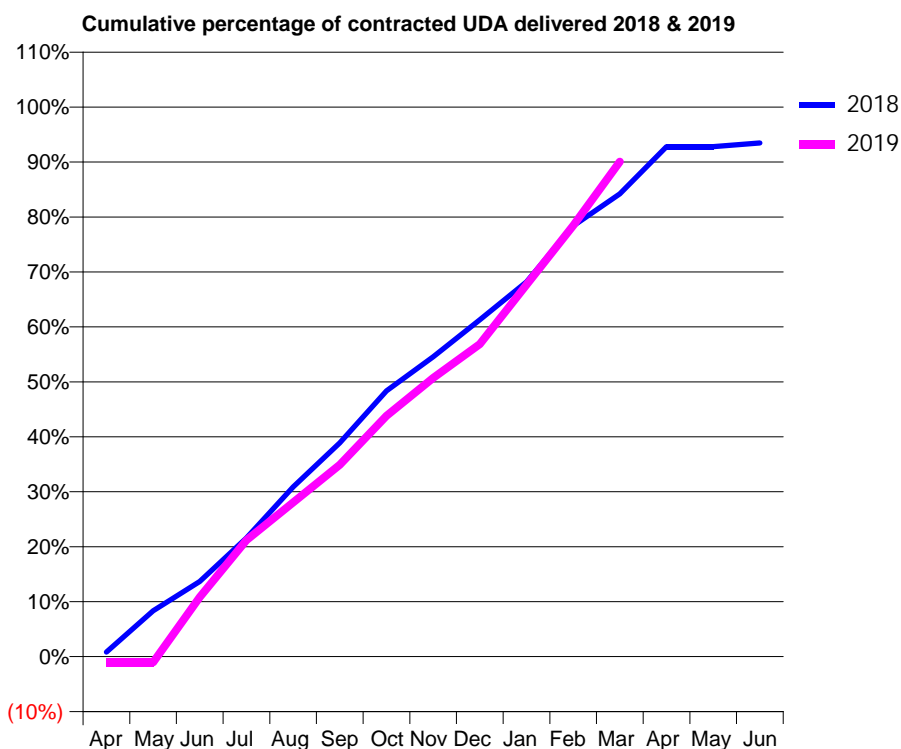
18/19 Contracted general activity (UDA)	24,669
Carry forward general activity (UDA)	806
18/19 Contracted orthodontic activity (UOA)	0
Carry forward orthodontic activity (UOA)	0
Baseline contract value	£667,105.00

ACCESS*

Patients seen in 24 months	Total	Change since previous quarter
Quarter ending March 2018	6,291	
Quarter ending June 2018	6,144	↓
Quarter ending September 2018	6,120	→
Quarter ending December 2018	6,126	→
Quarter ending March 2019	6,308	↑
Variance since March 2018	0.3%	→



ACTIVITY



Month	Adjusted Scheduled Activity (UDA)	
	2018	2019
April	205	-261
May	2,056	-261
June	3,376	2,668
July	5,333	5,231
August	7,615	6,923
September	9,594	8,614
October	11,927	10,808
November	13,458	12,513
December	15,121	14,027
January	16,817	16,694
February	19,338	19,353
March	20,775	22,216
April	22,893	
May	22,893	
June	23,059	

QUALITY

	Quantity	Base Number	Contract	AT	Region	England
% of FP17s for the same patient ID Re-attending within 3 months - Children	111	1,914	5.8%	10.3%	11.9%	11.8%
% of FP17s for the same patient ID Re-attending within 3 months - Adults	661	4,823	13.7%	16.0%	16.9%	15.7%
% of FP17s for the same patient ID Re-attending between 3 & 9 months - Children	648	1,914	33.9%	48.6%	48.9%	58.9%
% of FP17s for the same patient ID Re-attending between 3 & 9 months - Adults	1,179	4,823	24.4%	38.3%	38.9%	50.8%
% of FP17s for Band 1 Urgent Courses	841	6,143	13.7%	11.1%	10.7%	9.1%
% of FP17s Relating to Free Repair or Replacements	4	6,143	0.1%	0.5%	0.5%	0.8%
% of FP17s Relating to Continuations	18	6,143	0.3%	0.5%	0.7%	0.9%
% of Patients satisfied with the dentistry they have received	5	7	N/A	86.8%	89.1%	92.5%
% of Patients satisfied with the time they had to wait for an appointment	6	7	N/A	83.1%	83.1%	87.0%

* This is based on patients treated on this contract for their most recent course of treatment. Figures in italics indicate the base number of FP17s or Patient Questionnaire responses are less than 100. N/A is shown where the base number of responses is less than 10 during the period. % is calculated as Quantity/Base number*100

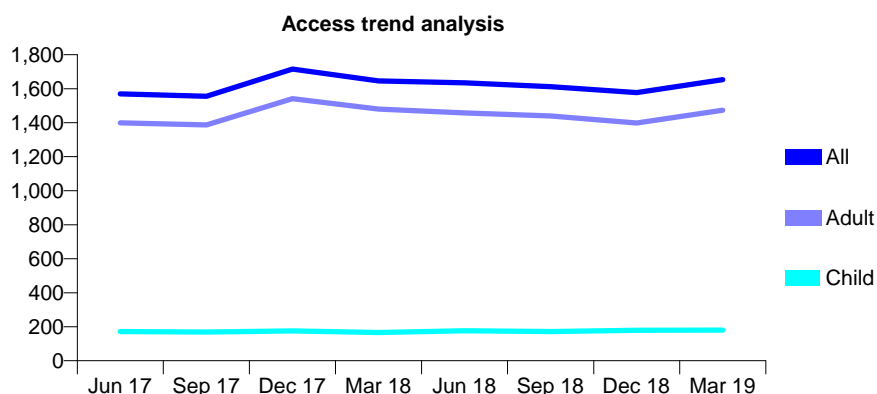
Q62 - Vital Signs At a Glance Contract Report for 395463/0006 - March 2019

Name or company name	MR AH GHOURI
Contract type name	GDS Contract
Purpose of contract	General
Contract start date	01/04/2006
Contract end date	

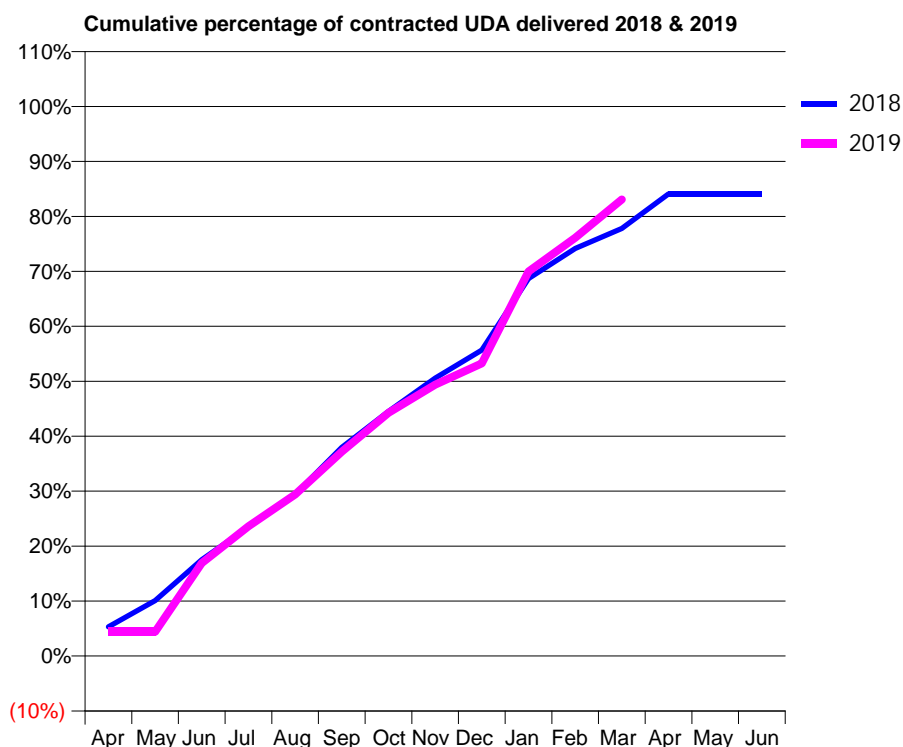
18/19 Contracted general activity (UDA)	3,000
Carry forward general activity (UDA)	0
18/19 Contracted orthodontic activity (UOA)	0
Carry forward orthodontic activity (UOA)	0
Baseline contract value	£121,066.03

ACCESS*

Patients seen in 24 months	Total	Change since previous quarter
Quarter ending March 2018	1,646	
Quarter ending June 2018	1,634	→
Quarter ending September 2018	1,612	↓
Quarter ending December 2018	1,577	↓
Quarter ending March 2019	1,653	↑
Variance since March 2018	0.4%	→



ACTIVITY



Month	Adjusted Scheduled Activity (UDA)	
	2018	2019
April	160	133
May	302	133
June	525	507
July	704	708
August	884	882
September	1,139	1,115
October	1,335	1,328
November	1,518	1,481
December	1,671	1,598
January	2,060	2,099
February	2,225	2,283
March	2,334	2,492
April	2,523	
May	2,523	
June	2,523	

QUALITY

	Quantity	Base Number	Contract	AT	Region	England
% of FP17s for the same patient ID Re-attending within 3 months - Children	3	318	0.9%	10.3%	11.9%	11.8%
% of FP17s for the same patient ID Re-attending within 3 months - Adults	19	1,918	1.0%	16.0%	16.9%	15.7%
% of FP17s for the same patient ID Re-attending between 3 & 9 months - Children	0	318	0.0%	48.6%	48.9%	58.9%
% of FP17s for the same patient ID Re-attending between 3 & 9 months - Adults	7	1,918	0.4%	38.3%	38.9%	50.8%
% of FP17s for Band 1 Urgent Courses	2,056	2,078	98.9%	11.1%	10.7%	9.1%
% of FP17s Relating to Free Repair or Replacements	0	2,078	0.0%	0.5%	0.5%	0.8%
% of FP17s Relating to Continuations	0	2,078	0.0%	0.5%	0.7%	0.9%
% of Patients satisfied with the dentistry they have received	0	0	N/A	86.8%	89.1%	92.5%
% of Patients satisfied with the time they had to wait for an appointment	0	0	N/A	83.1%	83.1%	87.0%

* This is based on patients treated on this contract for their most recent course of treatment. Figures in italics indicate the base number of FP17s or Patient Questionnaire responses are less than 100. N/A is shown where the base number of responses is less than 10 during the period. % is calculated as Quantity/Base number*100

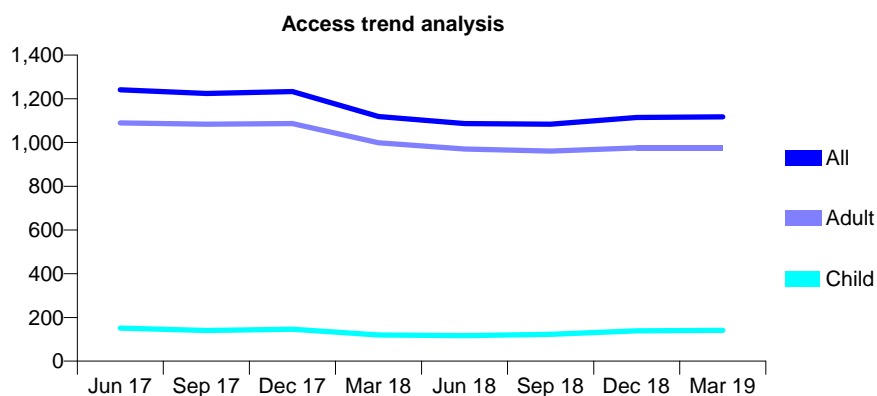
Q62 - Vital Signs At a Glance Contract Report for 395463/0007 - March 2019

Name or company name	MR AH GHOURI
Contract type name	GDS Contract
Purpose of contract	General
Contract start date	01/01/2007
Contract end date	

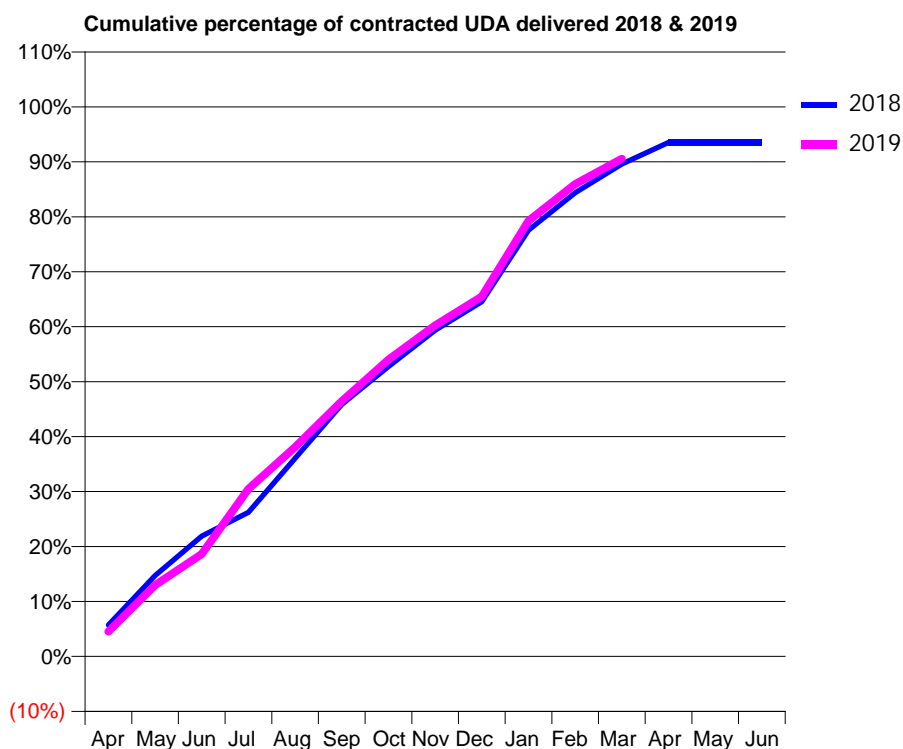
18/19 Contracted general activity (UDA)	2,200
Carry forward general activity (UDA)	0
18/19 Contracted orthodontic activity (UOA)	0
Carry forward orthodontic activity (UOA)	0
Baseline contract value	£88,414.88

ACCESS*

Patients seen in 24 months	Total	Change since previous quarter
Quarter ending March 2018	1,119	
Quarter ending June 2018	1,087	↓
Quarter ending September 2018	1,084	→
Quarter ending December 2018	1,115	↑
Quarter ending March 2019	1,117	→
Variance since March 2018	(0.2%)	→



ACTIVITY



Month	2018	2019
April	126	100
May	324	285
June	482	410
July	577	670
August	794	838
September	1,009	1,022
October	1,161	1,188
November	1,306	1,325
December	1,420	1,440
January	1,707	1,744
February	1,857	1,891
March	1,971	1,992
April	2,058	
May	2,058	
June	2,058	

QUALITY

	Quantity	Base Number	Contract	AT	Region	England
% of FP17s for the same patient ID Re-attending within 3 months - Children	1	288	0.3%	10.3%	11.9%	11.8%
% of FP17s for the same patient ID Re-attending within 3 months - Adults	26	1,446	1.8%	16.0%	16.9%	15.7%
% of FP17s for the same patient ID Re-attending between 3 & 9 months - Children	1	288	0.3%	48.6%	48.9%	58.9%
% of FP17s for the same patient ID Re-attending between 3 & 9 months - Adults	12	1,446	0.8%	38.3%	38.9%	50.8%
% of FP17s for Band 1 Urgent Courses	1,650	1,662	99.3%	11.1%	10.7%	9.1%
% of FP17s Relating to Free Repair or Replacements	0	1,662	0.0%	0.5%	0.5%	0.8%
% of FP17s Relating to Continuations	0	1,662	0.0%	0.5%	0.7%	0.9%
% of Patients satisfied with the dentistry they have received	0	0	N/A	86.8%	89.1%	92.5%
% of Patients satisfied with the time they had to wait for an appointment	0	0	N/A	83.1%	83.1%	87.0%

* This is based on patients treated on this contract for their most recent course of treatment. Figures in italics indicate the base number of FP17s or Patient Questionnaire responses are less than 100. N/A is shown where the base number of responses is less than 10 during the period. % is calculated as Quantity/Base number*100

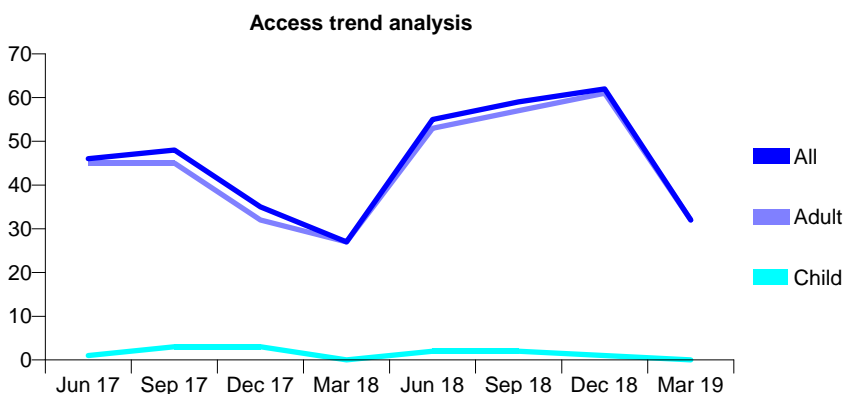
Q62 - Vital Signs At a Glance Contract Report for 395463/0009 - March 2019

Name or company name	MR AH GHAURI
Contract type name	PDS Contract
Purpose of contract	General
Contract start date	01/04/2009
Contract end date	31/03/2019

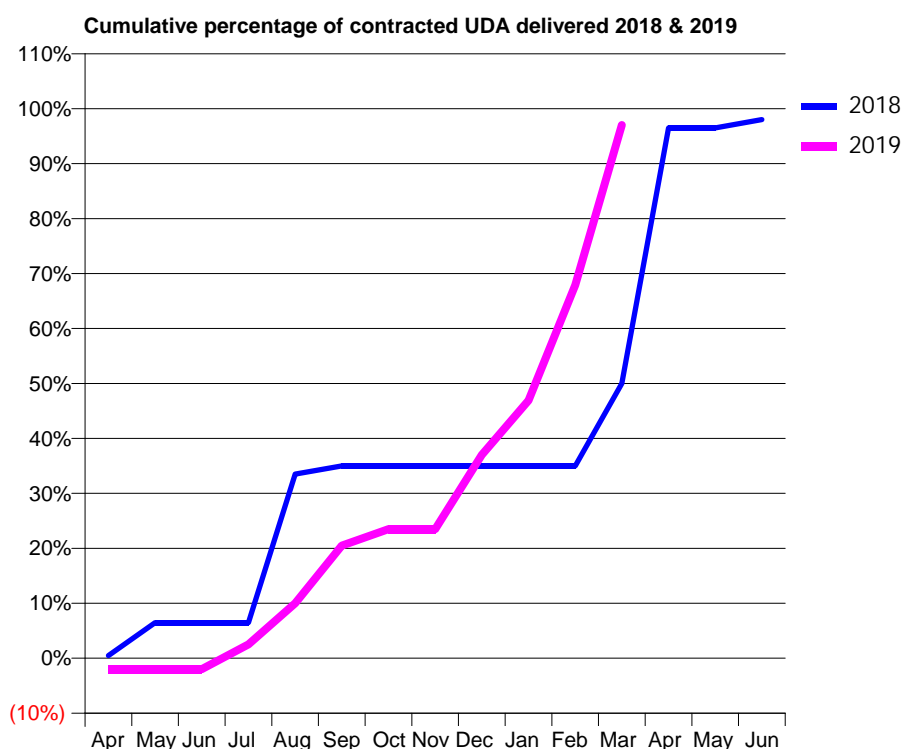
18/19 Contracted general activity (UDA)	200
Carry forward general activity (UDA)	4
18/19 Contracted orthodontic activity (UOA)	0
Carry forward orthodontic activity (UOA)	0
Baseline contract value	£26,470.57

ACCESS*

Patients seen in 24 months	Total	Change since previous quarter
Quarter ending March 2018	27	
Quarter ending June 2018	55	↑
Quarter ending September 2018	59	↑
Quarter ending December 2018	62	↑
Quarter ending March 2019	32	↓
Variance since March 2018	18.5%	↑



ACTIVITY



Month	2018	2019
April	1	-4
May	13	-4
June	13	-4
July	13	5
August	67	20
September	70	41
October	70	47
November	70	47
December	70	74
January	70	94
February	70	136
March	100	194
April	193	
May	193	
June	196	

QUALITY

	Quantity	Base Number	Contract	AT	Region	England
% of FP17s for the same patient ID Re-attending within 3 months - Children	0	2	0.0%	10.3%	11.9%	11.8%
% of FP17s for the same patient ID Re-attending within 3 months - Adults	1	102	1.0%	16.0%	16.9%	15.7%
% of FP17s for the same patient ID Re-attending between 3 & 9 months - Children	0	2	0.0%	48.6%	48.9%	58.9%
% of FP17s for the same patient ID Re-attending between 3 & 9 months - Adults	1	102	1.0%	38.3%	38.9%	50.8%
% of FP17s for Band 1 Urgent Courses	0	67	0.0%	11.1%	10.7%	9.1%
% of FP17s Relating to Free Repair or Replacements	0	67	0.0%	0.5%	0.5%	0.8%
% of FP17s Relating to Continuations	0	67	0.0%	0.5%	0.7%	0.9%
% of Patients satisfied with the dentistry they have received	0	0	N/A	86.8%	89.1%	92.5%
% of Patients satisfied with the time they had to wait for an appointment	0	0	N/A	83.1%	83.1%	87.0%

* This is based on patients treated on this contract for their most recent course of treatment.

Figures in italics indicate the base number of FP17s or Patient Questionnaire responses are less than 100. N/A is shown where the base number of responses is less than 10 during the period. % is calculated as Quantity/Base number*100

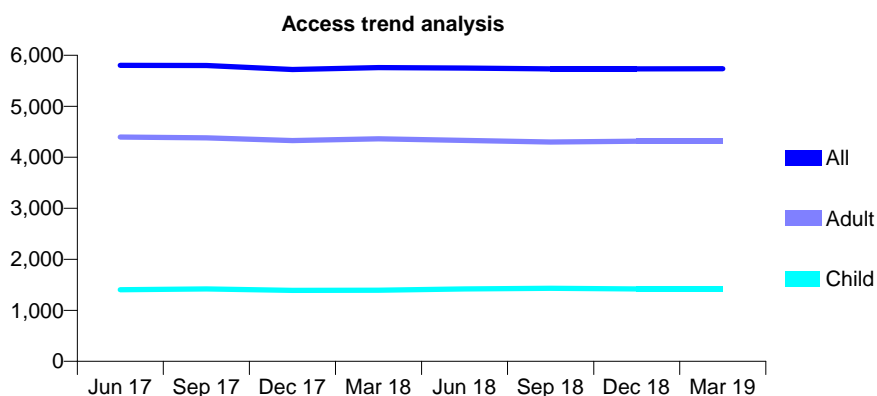
Q62 - Vital Signs At a Glance Contract Report for 555843/0001 - March 2019

Name or company name	Cohen Dental Partnership
Contract type name	GDS Contract
Purpose of contract	General
Contract start date	01/04/2006
Contract end date	

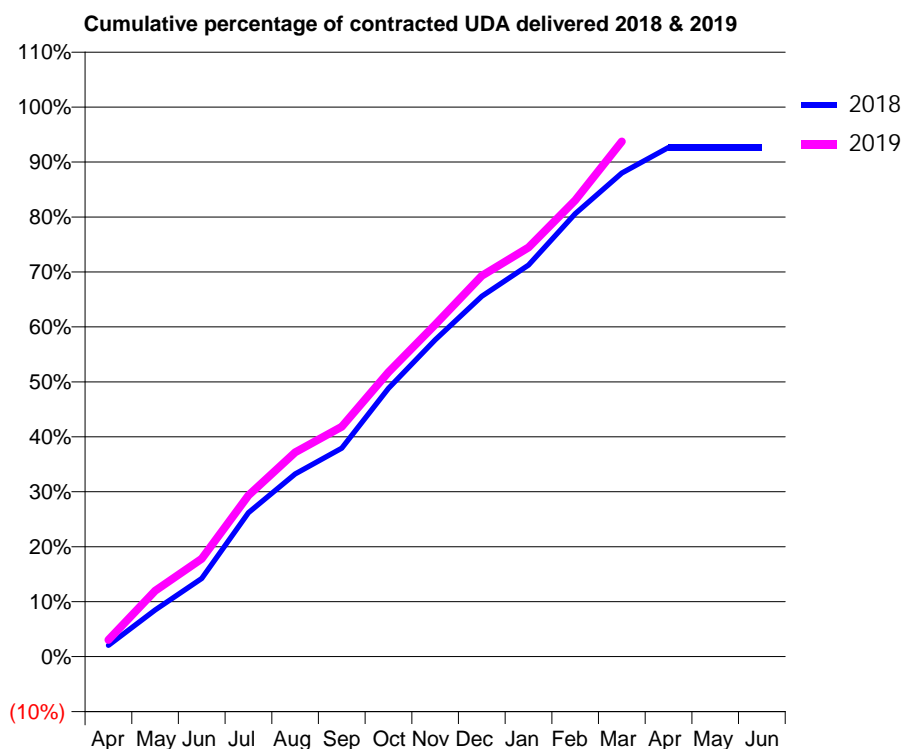
18/19 Contracted general activity (UDA)	13,083
Carry forward general activity (UDA)	0
18/19 Contracted orthodontic activity (UOA)	0
Carry forward orthodontic activity (UOA)	0
Baseline contract value	£353,500.15

ACCESS*

Patients seen in 24 months	Total	Change since previous quarter
Quarter ending March 2018	5,759	
Quarter ending June 2018	5,751	→
Quarter ending September 2018	5,731	→
Quarter ending December 2018	5,735	→
Quarter ending March 2019	5,737	→
Variance since March 2018	(0.4%)	→



ACTIVITY



Month	Adjusted Scheduled Activity (UDA)	
	2018	2019
April	268	400
May	1,110	1,570
June	1,861	2,332
July	3,426	3,840
August	4,352	4,864
September	4,965	5,472
October	6,387	6,775
November	7,541	7,904
December	8,579	9,066
January	9,319	9,743
February	10,547	10,864
March	11,511	12,262
April	12,120	
May	12,121	
June	12,121	

QUALITY

	Quantity	Base Number	Contract	AT	Region	England
% of FP17s for the same patient ID Re-attending within 3 months - Children	190	2,209	8.6%	10.3%	11.9%	11.8%
% of FP17s for the same patient ID Re-attending within 3 months - Adults	743	5,852	12.7%	16.0%	16.9%	15.7%
% of FP17s for the same patient ID Re-attending between 3 & 9 months - Children	1,303	2,209	59.0%	48.6%	48.9%	58.9%
% of FP17s for the same patient ID Re-attending between 3 & 9 months - Adults	3,411	5,852	58.3%	38.3%	38.9%	50.8%
% of FP17s for Band 1 Urgent Courses	749	7,724	9.7%	11.1%	10.7%	9.1%
% of FP17s Relating to Free Repair or Replacements	39	7,724	0.5%	0.5%	0.5%	0.8%
% of FP17s Relating to Continuations	111	7,724	1.4%	0.5%	0.7%	0.9%
% of Patients satisfied with the dentistry they have received	4	4	N/A	86.8%	89.1%	92.5%
% of Patients satisfied with the time they had to wait for an appointment	4	4	N/A	83.1%	83.1%	87.0%

* This is based on patients treated on this contract for their most recent course of treatment. Figures in italics indicate the base number of FP17s or Patient Questionnaire responses are less than 100. N/A is shown where the base number of responses is less than 10 during the period. % is calculated as Quantity/Base number*100

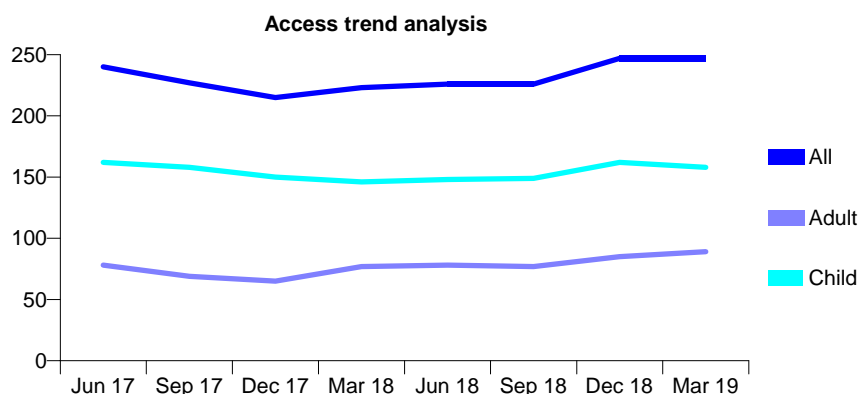
Q62 - Vital Signs At a Glance Contract Report for 558044/0003 - March 2019

Name or company name	Ravi Ganatra
Contract type name	GDS Contract
Purpose of contract	General
Contract start date	08/06/2007
Contract end date	

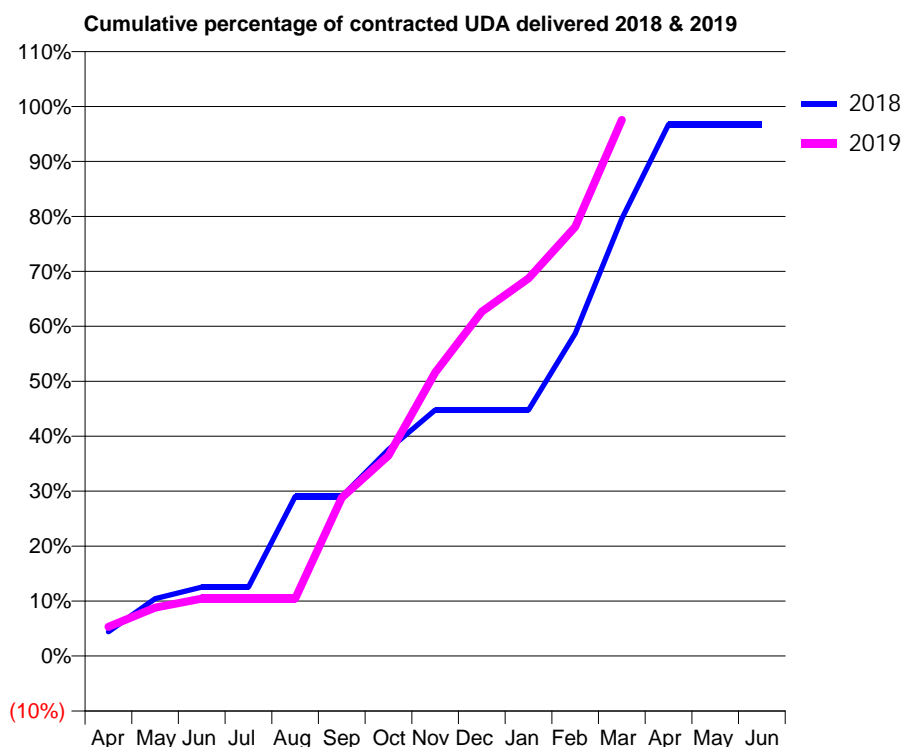
18/19 Contracted general activity (UDA)	431
Carry forward general activity (UDA)	14
18/19 Contracted orthodontic activity (UOA)	0
Carry forward orthodontic activity (UOA)	0
Baseline contract value	£9,868.57

ACCESS*

Patients seen in 24 months	Total	Change since previous quarter
Quarter ending March 2018	223	
Quarter ending June 2018	226	→
Quarter ending September 2018	226	→
Quarter ending December 2018	247	↑
Quarter ending March 2019	247	→
Variance since March 2018	10.8%	↑



ACTIVITY



Month	Adjusted Scheduled Activity (UDA)	
	2018	2019
April	19	23
May	45	38
June	54	45
July	54	45
August	125	45
September	125	124
October	162	157
November	193	222
December	193	270
January	193	296
February	253	337
March	343	420
April	417	
May	417	
June	417	

QUALITY

	Quantity	Base Number	Contract	AT	Region	England
% of FP17s for the same patient ID Re-attending within 3 months - Children	5	245	2.0%	10.3%	11.9%	11.8%
% of FP17s for the same patient ID Re-attending within 3 months - Adults	6	99	6.1%	16.0%	16.9%	15.7%
% of FP17s for the same patient ID Re-attending between 3 & 9 months - Children	175	245	71.4%	48.6%	48.9%	58.9%
% of FP17s for the same patient ID Re-attending between 3 & 9 months - Adults	48	99	48.5%	38.3%	38.9%	50.8%
% of FP17s for Band 1 Urgent Courses	12	315	3.8%	11.1%	10.7%	9.1%
% of FP17s Relating to Free Repair or Replacements	0	315	0.0%	0.5%	0.5%	0.8%
% of FP17s Relating to Continuations	2	315	0.6%	0.5%	0.7%	0.9%
% of Patients satisfied with the dentistry they have received	0	0	N/A	86.8%	89.1%	92.5%
% of Patients satisfied with the time they had to wait for an appointment	0	0	N/A	83.1%	83.1%	87.0%

* This is based on patients treated on this contract for their most recent course of treatment. Figures in italics indicate the base number of FP17s or Patient Questionnaire responses are less than 100. N/A is shown where the base number of responses is less than 10 during the period. % is calculated as Quantity/Base number*100

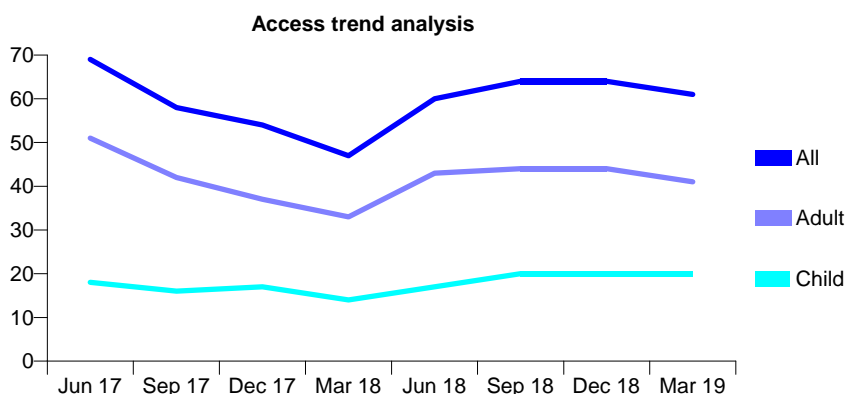
Q62 - Vital Signs At a Glance Contract Report for 558834/0002 - March 2019

Name or company name	MR SG RADIA
Contract type name	GDS Contract
Purpose of contract	General
Contract start date	22/04/2010
Contract end date	

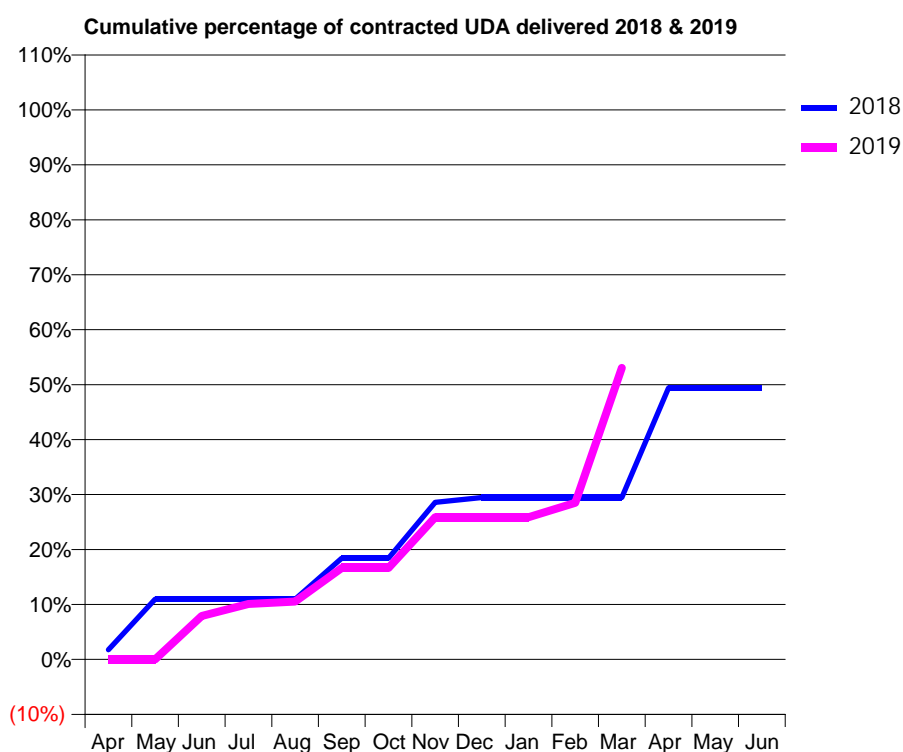
18/19 Contracted general activity (UDA)	228
Carry forward general activity (UDA)	0
18/19 Contracted orthodontic activity (UOA)	0
Carry forward orthodontic activity (UOA)	0
Baseline contract value	£6,353.84

ACCESS*

Patients seen in 24 months	Total	Change since previous quarter
Quarter ending March 2018	47	
Quarter ending June 2018	60	↑
Quarter ending September 2018	64	↑
Quarter ending December 2018	64	→
Quarter ending March 2019	61	↓
Variance since March 2018	29.8%	↑



ACTIVITY



Month	Adjusted Scheduled Activity (UDA)	
	2018	2019
April	4	0
May	25	0
June	25	18
July	25	23
August	25	24
September	42	38
October	42	38
November	65	59
December	67	59
January	67	59
February	67	65
March	67	121
April	113	
May	113	
June	113	

QUALITY

	Quantity	Base Number	Contract	AT	Region	England
% of FP17s for the same patient ID Re-attending within 3 months - Children	0	25	0.0%	10.3%	11.9%	11.8%
% of FP17s for the same patient ID Re-attending within 3 months - Adults	0	48	0.0%	16.0%	16.9%	15.7%
% of FP17s for the same patient ID Re-attending between 3 & 9 months - Children	9	25	36.0%	48.6%	48.9%	58.9%
% of FP17s for the same patient ID Re-attending between 3 & 9 months - Adults	9	48	18.8%	38.3%	38.9%	50.8%
% of FP17s for Band 1 Urgent Courses	1	53	1.9%	11.1%	10.7%	9.1%
% of FP17s Relating to Free Repair or Replacements	0	53	0.0%	0.5%	0.5%	0.8%
% of FP17s Relating to Continuations	0	53	0.0%	0.5%	0.7%	0.9%
% of Patients satisfied with the dentistry they have received	0	0	N/A	86.8%	89.1%	92.5%
% of Patients satisfied with the time they had to wait for an appointment	0	0	N/A	83.1%	83.1%	87.0%

* This is based on patients treated on this contract for their most recent course of treatment. Figures in italics indicate the base number of FP17s or Patient Questionnaire responses are less than 100. N/A is shown where the base number of responses is less than 10 during the period. % is calculated as Quantity/Base number*100

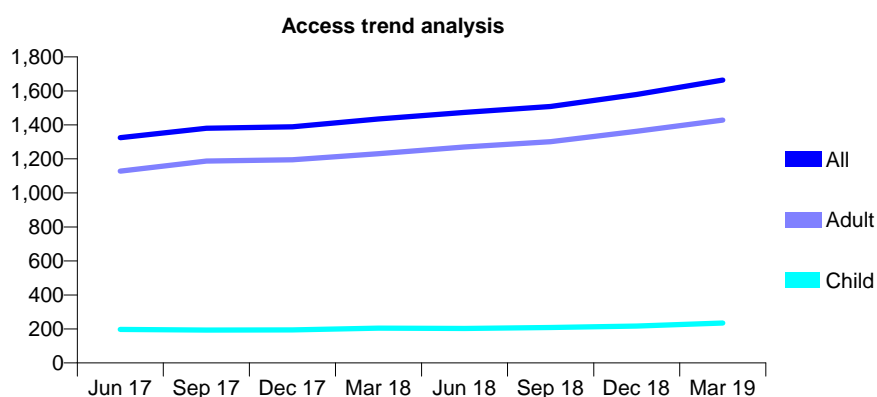
Q62 - Vital Signs At a Glance Contract Report for 559741/0002 - March 2019

Name or company name	R Dattani
Contract type name	GDS Contract
Purpose of contract	General
Contract start date	01/08/2006
Contract end date	

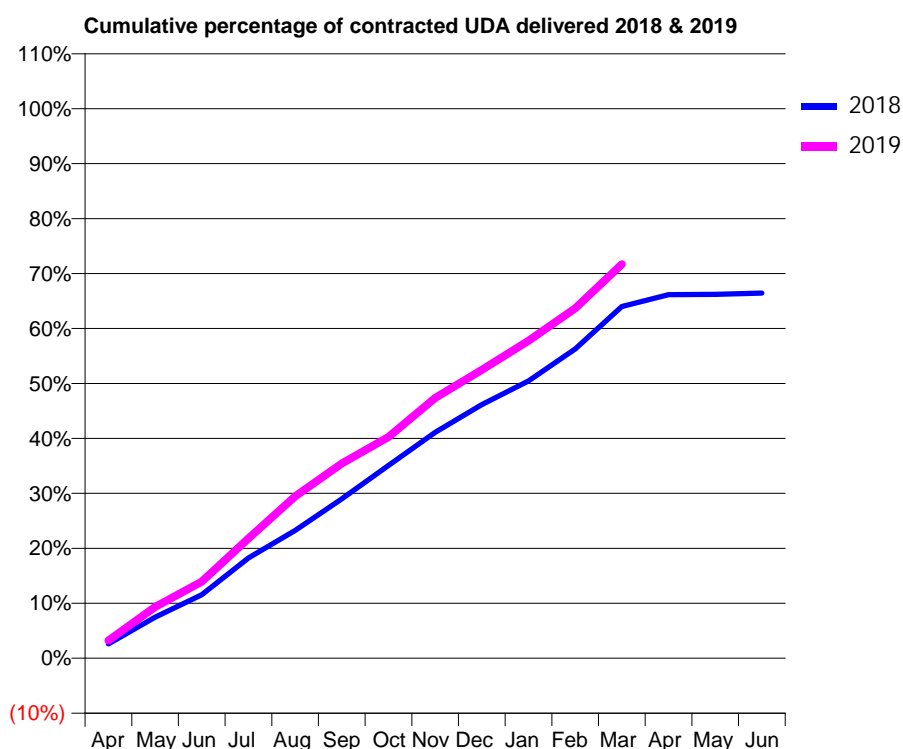
18/19 Contracted general activity (UDA)	4,829
Carry forward general activity (UDA)	0
18/19 Contracted orthodontic activity (UOA)	0
Carry forward orthodontic activity (UOA)	0
Baseline contract value	£128,154.65

ACCESS*

Patients seen in 24 months	Total	Change since previous quarter
Quarter ending March 2018	1,435	
Quarter ending June 2018	1,473	↑
Quarter ending September 2018	1,509	↑
Quarter ending December 2018	1,579	↑
Quarter ending March 2019	1,663	↑
Variance since March 2018	15.9%	↑



ACTIVITY



Month	2018	2019
April	126	155
May	361	451
June	559	674
July	882	1,053
August	1,123	1,422
September	1,399	1,711
October	1,694	1,945
November	1,985	2,287
December	2,228	2,534
January	2,437	2,790
February	2,718	3,074
March	3,090	3,463
April	3,195	
May	3,198	
June	3,210	

QUALITY

	Quantity	Base Number	Contract	AT	Region	England
% of FP17s for the same patient ID Re-attending within 3 months - Children	12	248	4.8%	10.3%	11.9%	11.8%
% of FP17s for the same patient ID Re-attending within 3 months - Adults	165	1,453	11.4%	16.0%	16.9%	15.7%
% of FP17s for the same patient ID Re-attending between 3 & 9 months - Children	97	248	39.1%	48.6%	48.9%	58.9%
% of FP17s for the same patient ID Re-attending between 3 & 9 months - Adults	441	1,453	30.4%	38.3%	38.9%	50.8%
% of FP17s for Band 1 Urgent Courses	204	1,643	12.4%	11.1%	10.7%	9.1%
% of FP17s Relating to Free Repair or Replacements	11	1,643	0.7%	0.5%	0.5%	0.8%
% of FP17s Relating to Continuations	13	1,643	0.8%	0.5%	0.7%	0.9%
% of Patients satisfied with the dentistry they have received	1	1	N/A	86.8%	89.1%	92.5%
% of Patients satisfied with the time they had to wait for an appointment	1	1	N/A	83.1%	83.1%	87.0%

* This is based on patients treated on this contract for their most recent course of treatment. Figures in italics indicate the base number of FP17s or Patient Questionnaire responses are less than 100. N/A is shown where the base number of responses is less than 10 during the period. % is calculated as Quantity/Base number*100

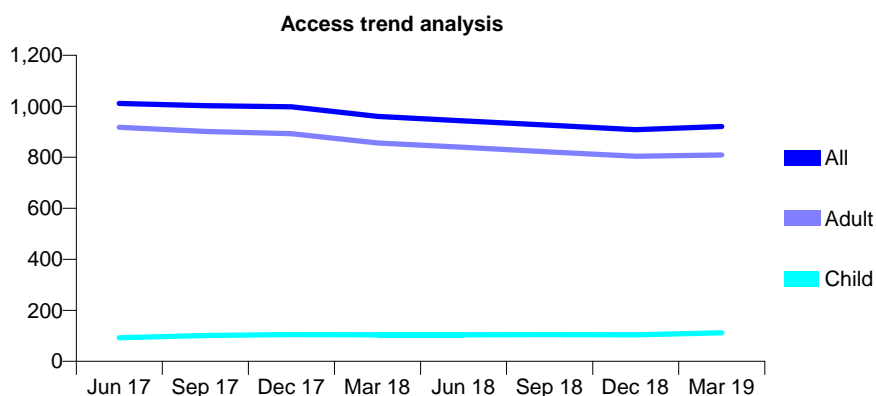
Q62 - Vital Signs At a Glance Contract Report for 567329/0002 - March 2019

Name or company name	MR WH LEE
Contract type name	GDS Contract
Purpose of contract	General
Contract start date	04/04/2007
Contract end date	

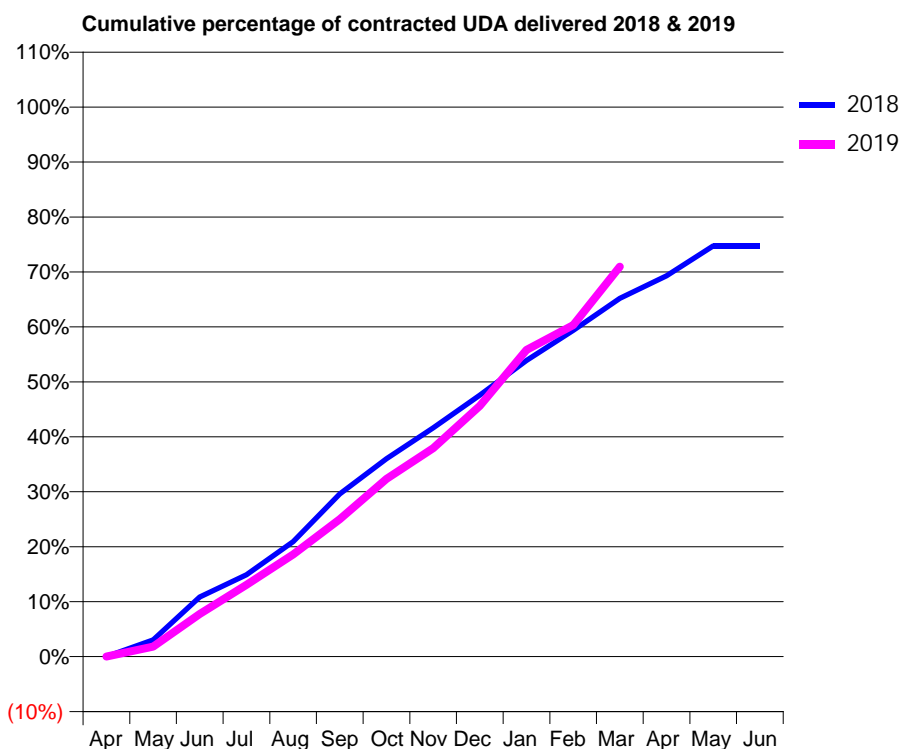
18/19 Contracted general activity (UDA)	5,024
Carry forward general activity (UDA)	0
18/19 Contracted orthodontic activity (UOA)	0
Carry forward orthodontic activity (UOA)	0
Baseline contract value	£134,580.55

ACCESS*

Patients seen in 24 months	Total	Change since previous quarter
Quarter ending March 2018	960	
Quarter ending June 2018	943	↓
Quarter ending September 2018	926	↓
Quarter ending December 2018	908	↓
Quarter ending March 2019	921	→
Variance since March 2018	(4.1%)	↓



ACTIVITY



Month	Adjusted Scheduled Activity (UDA)	
	2018	2019
April	0	0
May	153	92
June	546	391
July	748	656
August	1,052	934
September	1,486	1,257
October	1,810	1,625
November	2,092	1,906
December	2,390	2,292
January	2,707	2,805
February	2,983	3,030
March	3,275	3,564
April	3,481	
May	3,754	
June	3,754	

QUALITY

	Quantity	Base Number	Contract	AT	Region	England
% of FP17s for the same patient ID Re-attending within 3 months - Children	1	73	1.4%	10.3%	11.9%	11.8%
% of FP17s for the same patient ID Re-attending within 3 months - Adults	34	668	5.1%	16.0%	16.9%	15.7%
% of FP17s for the same patient ID Re-attending between 3 & 9 months - Children	13	73	17.8%	48.6%	48.9%	58.9%
% of FP17s for the same patient ID Re-attending between 3 & 9 months - Adults	151	668	22.6%	38.3%	38.9%	50.8%
% of FP17s for Band 1 Urgent Courses	40	664	6.0%	11.1%	10.7%	9.1%
% of FP17s Relating to Free Repair or Replacements	3	664	0.5%	0.5%	0.5%	0.8%
% of FP17s Relating to Continuations	6	664	0.9%	0.5%	0.7%	0.9%
% of Patients satisfied with the dentistry they have received	0	0	N/A	86.8%	89.1%	92.5%
% of Patients satisfied with the time they had to wait for an appointment	0	0	N/A	83.1%	83.1%	87.0%

* This is based on patients treated on this contract for their most recent course of treatment. Figures in italics indicate the base number of FP17s or Patient Questionnaire responses are less than 100. N/A is shown where the base number of responses is less than 10 during the period. % is calculated as Quantity/Base number*100

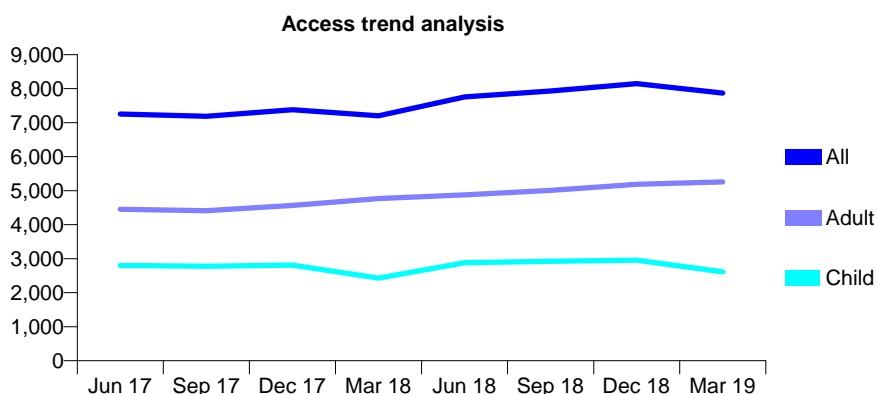
Q62 - Vital Signs At a Glance Contract Report for 568821/0001 - March 2019

Name or company name	MR BK VEKARIA
Contract type name	GDS Contract
Purpose of contract	General
Contract start date	01/04/2006
Contract end date	

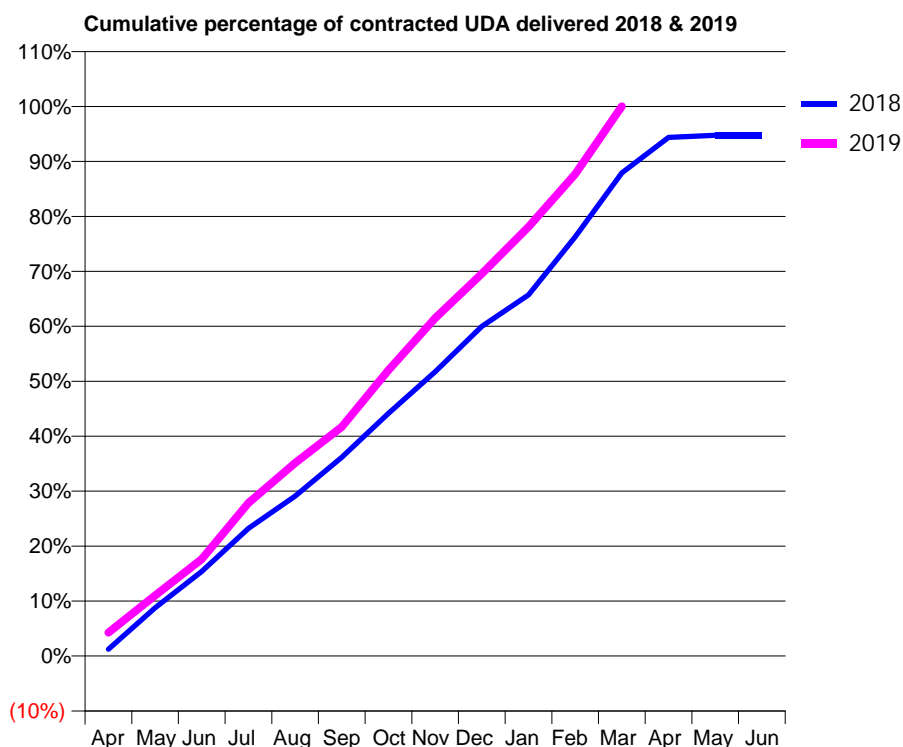
18/19 Contracted general activity (UDA)	25,725
Carry forward general activity (UDA)	0
18/19 Contracted orthodontic activity (UOA)	0
Carry forward orthodontic activity (UOA)	0
Baseline contract value	£907,873.17

ACCESS*

Patients seen in 24 months	Total	Change since previous quarter
Quarter ending March 2018	7,202	
Quarter ending June 2018	7,758	↑
Quarter ending September 2018	7,932	↑
Quarter ending December 2018	8,147	↑
Quarter ending March 2019	7,870	↓
Variance since March 2018	9.3%	↑



ACTIVITY



Month	Adjusted Scheduled Activity (UDA)	
	2018	2019
April	324	1,102
May	2,265	2,836
June	3,960	4,538
July	5,980	7,170
August	7,487	9,036
September	9,304	10,728
October	11,359	13,379
November	13,307	15,822
December	15,432	17,893
January	16,904	20,092
February	19,621	22,557
March	22,613	25,727
April	24,276	
May	24,377	
June	24,375	

QUALITY

	Quantity	Base Number	Contract	AT	Region	England
% of FP17s for the same patient ID Re-attending within 3 months - Children	344	3,561	9.7%	10.3%	11.9%	11.8%
% of FP17s for the same patient ID Re-attending within 3 months - Adults	919	5,658	16.2%	16.0%	16.9%	15.7%
% of FP17s for the same patient ID Re-attending between 3 & 9 months - Children	1,115	3,561	31.3%	48.6%	48.9%	58.9%
% of FP17s for the same patient ID Re-attending between 3 & 9 months - Adults	1,686	5,658	29.8%	38.3%	38.9%	50.8%
% of FP17s for Band 1 Urgent Courses	1,272	8,824	14.4%	11.1%	10.7%	9.1%
% of FP17s Relating to Free Repair or Replacements	47	8,824	0.5%	0.5%	0.5%	0.8%
% of FP17s Relating to Continuations	11	8,824	0.1%	0.5%	0.7%	0.9%
% of Patients satisfied with the dentistry they have received	1	1	N/A	86.8%	89.1%	92.5%
% of Patients satisfied with the time they had to wait for an appointment	1	1	N/A	83.1%	83.1%	87.0%

* This is based on patients treated on this contract for their most recent course of treatment. Figures in italics indicate the base number of FP17s or Patient Questionnaire responses are less than 100. N/A is shown where the base number of responses is less than 10 during the period. % is calculated as Quantity/Base number*100

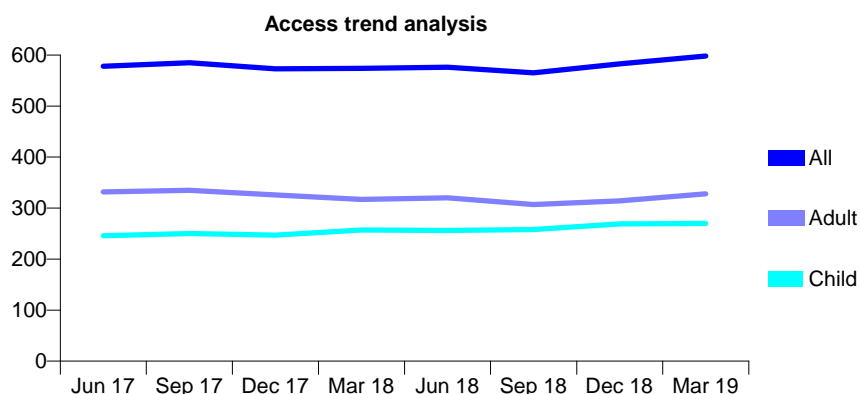
Q62 - Vital Signs At a Glance Contract Report for 570559/0001 - March 2019

Name or company name	MR Q MANJI
Contract type name	GDS Contract
Purpose of contract	General
Contract start date	01/04/2006
Contract end date	

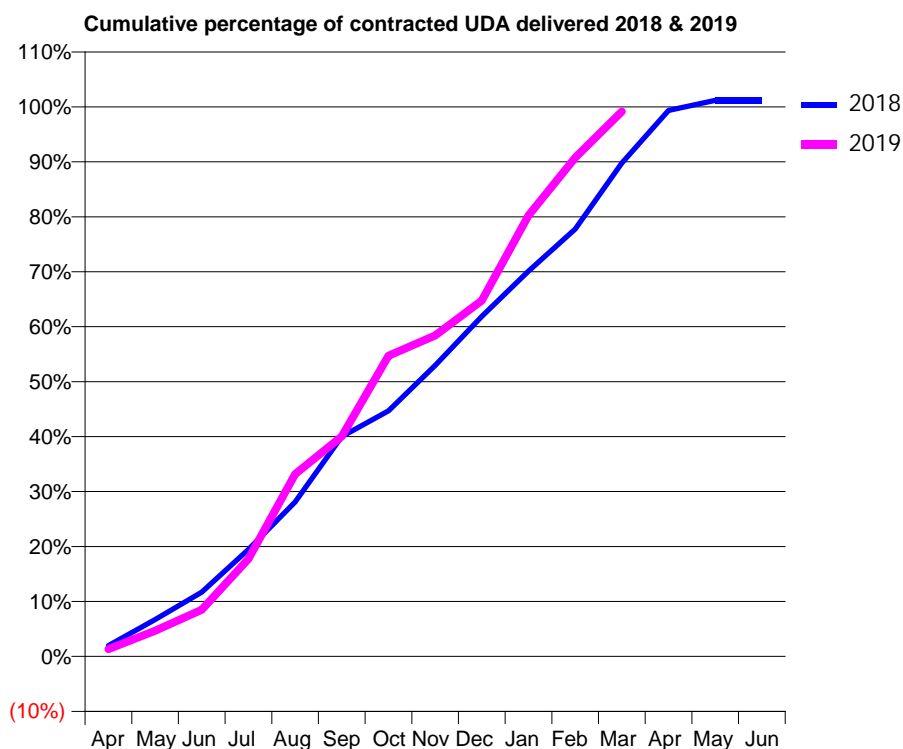
18/19 Contracted general activity (UDA)	1,521
Carry forward general activity (UDA)	-18
18/19 Contracted orthodontic activity (UOA)	0
Carry forward orthodontic activity (UOA)	0
Baseline contract value	£63,004.31

ACCESS*

Patients seen in 24 months	Total	Change since previous quarter
Quarter ending March 2018	574	
Quarter ending June 2018	576	→
Quarter ending September 2018	565	↓
Quarter ending December 2018	583	↑
Quarter ending March 2019	598	↑
Variance since March 2018	4.2%	↑



ACTIVITY



Month	Adjusted Scheduled Activity (UDA)	
	2018	2019
April	30	20
May	102	71
June	178	129
July	296	270
August	428	505
September	608	609
October	680	832
November	805	888
December	941	985
January	1,066	1,221
February	1,183	1,381
March	1,366	1,508
April	1,511	
May	1,539	
June	1,539	

QUALITY

	Quantity	Base Number	Contract	AT	Region	England
% of FP17s for the same patient ID Re-attending within 3 months - Children	2	260	0.8%	10.3%	11.9%	11.8%
% of FP17s for the same patient ID Re-attending within 3 months - Adults	23	317	7.3%	16.0%	16.9%	15.7%
% of FP17s for the same patient ID Re-attending between 3 & 9 months - Children	107	260	41.2%	48.6%	48.9%	58.9%
% of FP17s for the same patient ID Re-attending between 3 & 9 months - Adults	123	317	38.8%	38.3%	38.9%	50.8%
% of FP17s for Band 1 Urgent Courses	19	540	3.5%	11.1%	10.7%	9.1%
% of FP17s Relating to Free Repair or Replacements	0	540	0.0%	0.5%	0.5%	0.8%
% of FP17s Relating to Continuations	1	540	0.2%	0.5%	0.7%	0.9%
% of Patients satisfied with the dentistry they have received	1	2	N/A	86.8%	89.1%	92.5%
% of Patients satisfied with the time they had to wait for an appointment	1	2	N/A	83.1%	83.1%	87.0%

* This is based on patients treated on this contract for their most recent course of treatment. Figures in italics indicate the base number of FP17s or Patient Questionnaire responses are less than 100. N/A is shown where the base number of responses is less than 10 during the period. % is calculated as Quantity/Base number*100

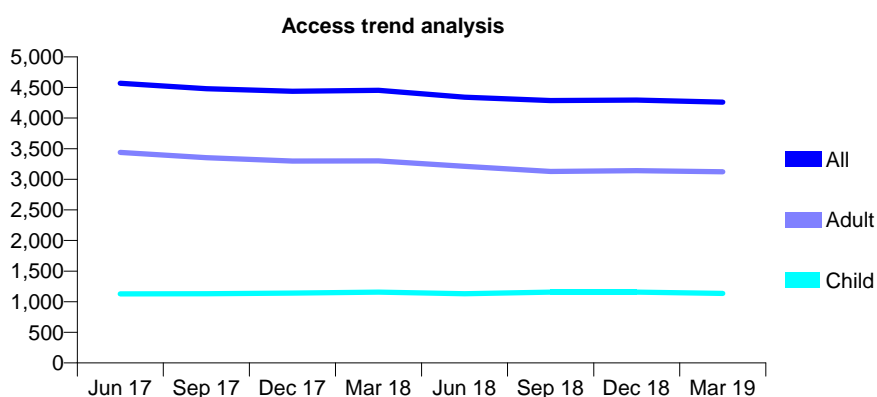
Q62 - Vital Signs At a Glance Contract Report for 571636/0001 - March 2019

Name or company name	MRS N SACOOR
Contract type name	GDS Contract
Purpose of contract	General
Contract start date	01/04/2006
Contract end date	

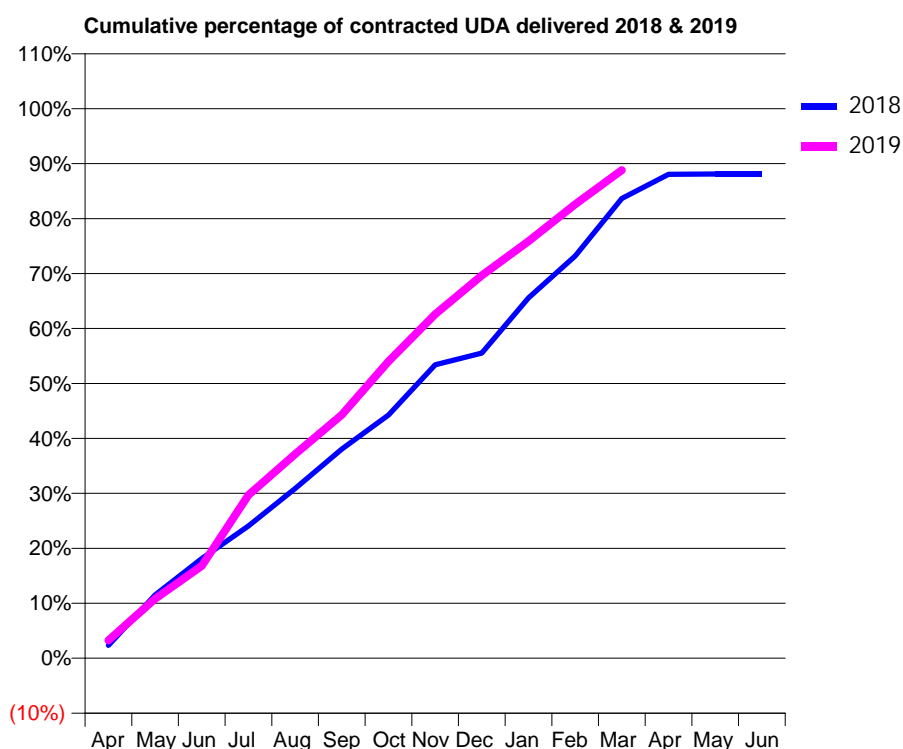
18/19 Contracted general activity (UDA)	14,033
Carry forward general activity (UDA)	114
18/19 Contracted orthodontic activity (UOA)	0
Carry forward orthodontic activity (UOA)	0
Baseline contract value	£395,358.40

ACCESS*

Patients seen in 24 months	Total	Change since previous quarter
Quarter ending March 2018	4,454	
Quarter ending June 2018	4,341	↓
Quarter ending September 2018	4,287	↓
Quarter ending December 2018	4,295	→
Quarter ending March 2019	4,261	→
Variance since March 2018	(4.3%)	↓



ACTIVITY



Month	2018	2019
April	329	453
May	1,616	1,521
June	2,546	2,359
July	3,378	4,167
August	4,335	5,213
September	5,338	6,212
October	6,209	7,579
November	7,495	8,783
December	7,795	9,771
January	9,203	10,646
February	10,272	11,591
March	11,741	12,462
April	12,357	
May	12,363	
June	12,364	

QUALITY

	Quantity	Base Number	Contract	AT	Region	England
% of FP17s for the same patient ID Re-attending within 3 months - Children	74	1,352	5.5%	10.3%	11.9%	11.8%
% of FP17s for the same patient ID Re-attending within 3 months - Adults	542	3,355	16.2%	16.0%	16.9%	15.7%
% of FP17s for the same patient ID Re-attending between 3 & 9 months - Children	635	1,352	47.0%	48.6%	48.9%	58.9%
% of FP17s for the same patient ID Re-attending between 3 & 9 months - Adults	1,339	3,355	39.9%	38.3%	38.9%	50.8%
% of FP17s for Band 1 Urgent Courses	380	4,500	8.4%	11.1%	10.7%	9.1%
% of FP17s Relating to Free Repair or Replacements	27	4,500	0.6%	0.5%	0.5%	0.8%
% of FP17s Relating to Continuations	83	4,500	1.8%	0.5%	0.7%	0.9%
% of Patients satisfied with the dentistry they have received	1	1	N/A	86.8%	89.1%	92.5%
% of Patients satisfied with the time they had to wait for an appointment	1	1	N/A	83.1%	83.1%	87.0%

* This is based on patients treated on this contract for their most recent course of treatment. Figures in italics indicate the base number of FP17s or Patient Questionnaire responses are less than 100. N/A is shown where the base number of responses is less than 10 during the period. % is calculated as Quantity/Base number*100

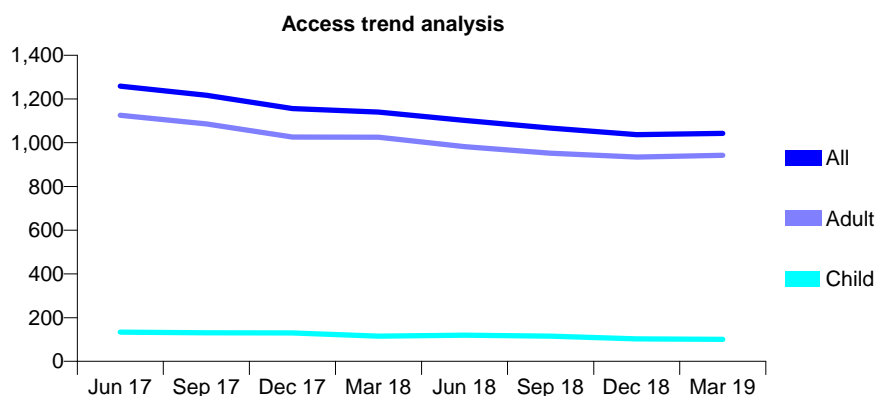
Q62 - Vital Signs At a Glance Contract Report for 572802/0001 - March 2019

Name or company name	MR JU SHAH
Contract type name	GDS Contract
Purpose of contract	General
Contract start date	01/04/2006
Contract end date	

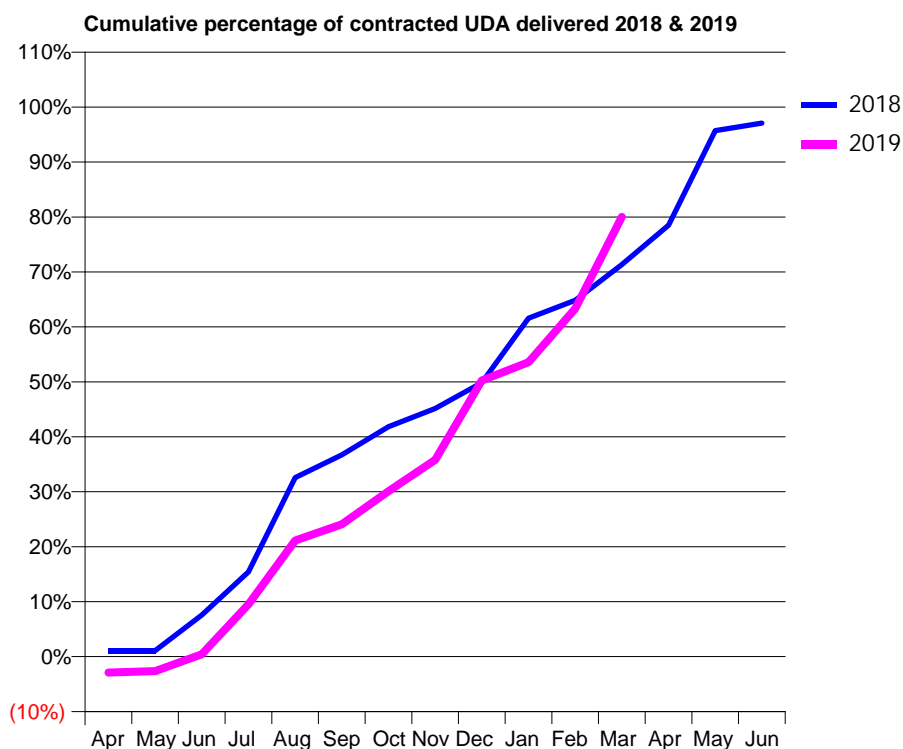
18/19 Contracted general activity (UDA)	5,669
Carry forward general activity (UDA)	166
18/19 Contracted orthodontic activity (UOA)	0
Carry forward orthodontic activity (UOA)	0
Baseline contract value	£170,776.01

ACCESS*

Patients seen in 24 months	Total	Change since previous quarter
Quarter ending March 2018	1,140	
Quarter ending June 2018	1,102	↓
Quarter ending September 2018	1,067	↓
Quarter ending December 2018	1,037	↓
Quarter ending March 2019	1,043	→
Variance since March 2018	(8.5%)	↓



ACTIVITY



Month	Adjusted Scheduled Activity (UDA)	
	2018	2019
April	62	-166
May	62	-151
June	428	24
July	874	539
August	1,847	1,197
September	2,080	1,366
October	2,370	1,707
November	2,560	2,030
December	2,826	2,848
January	3,490	3,037
February	3,676	3,590
March	4,044	4,536
April	4,450	
May	5,426	
June	5,503	

QUALITY

	Quantity	Base Number	Contract	AT	Region	England
% of FP17s for the same patient ID Re-attending within 3 months - Children	12	109	11.0%	10.3%	11.9%	11.8%
% of FP17s for the same patient ID Re-attending within 3 months - Adults	238	1,230	19.3%	16.0%	16.9%	15.7%
% of FP17s for the same patient ID Re-attending between 3 & 9 months - Children	37	109	33.9%	48.6%	48.9%	58.9%
% of FP17s for the same patient ID Re-attending between 3 & 9 months - Adults	500	1,230	40.7%	38.3%	38.9%	50.8%
% of FP17s for Band 1 Urgent Courses	79	1,088	7.3%	11.1%	10.7%	9.1%
% of FP17s Relating to Free Repair or Replacements	27	1,088	2.5%	0.5%	0.5%	0.8%
% of FP17s Relating to Continuations	14	1,088	1.3%	0.5%	0.7%	0.9%
% of Patients satisfied with the dentistry they have received	0	1	N/A	86.8%	89.1%	92.5%
% of Patients satisfied with the time they had to wait for an appointment	0	1	N/A	83.1%	83.1%	87.0%

* This is based on patients treated on this contract for their most recent course of treatment. Figures in italics indicate the base number of FP17s or Patient Questionnaire responses are less than 100. N/A is shown where the base number of responses is less than 10 during the period. % is calculated as Quantity/Base number*100

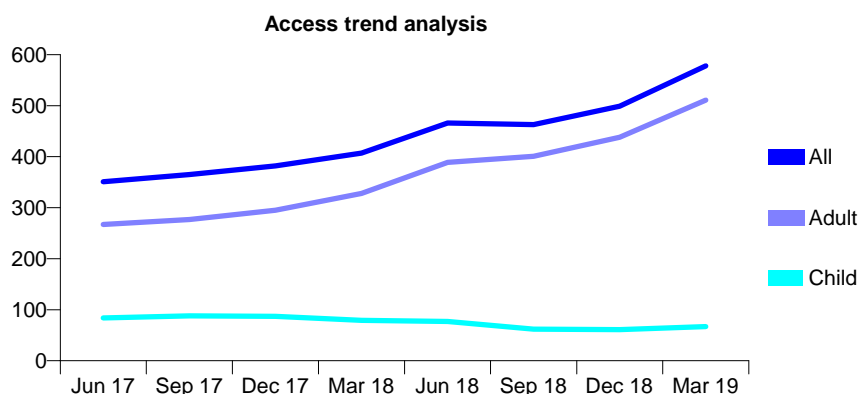
Q62 - Vital Signs At a Glance Contract Report for 572888/0002 - March 2019

Name or company name	Mr Shahin Attariani
Contract type name	GDS Contract
Purpose of contract	General
Contract start date	01/04/2006
Contract end date	

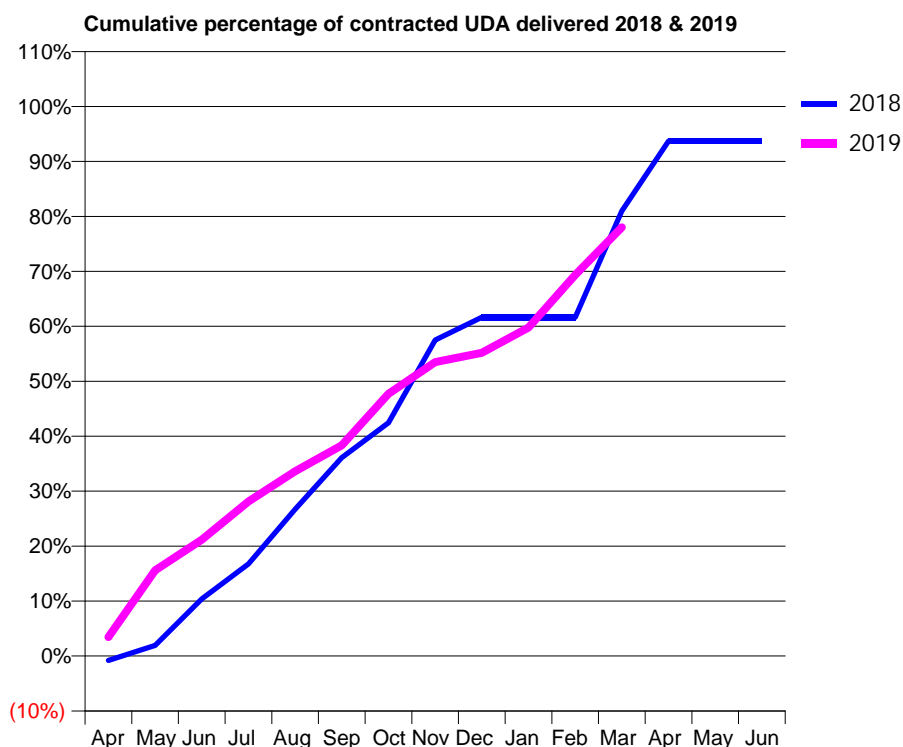
18/19 Contracted general activity (UDA)	997
Carry forward general activity (UDA)	-20
18/19 Contracted orthodontic activity (UOA)	0
Carry forward orthodontic activity (UOA)	0
Baseline contract value	£25,322.50

ACCESS*

Patients seen in 24 months	Total	Change since previous quarter
Quarter ending March 2018	407	
Quarter ending June 2018	466	↑
Quarter ending September 2018	463	→
Quarter ending December 2018	499	↑
Quarter ending March 2019	578	↑
Variance since March 2018	42.0%	↑



ACTIVITY



Month	Adjusted Scheduled Activity (UDA)	
	2018	2019
April	-8	34
May	19	155
June	104	211
July	167	280
August	266	335
September	360	382
October	423	476
November	573	533
December	615	550
January	615	596
February	615	691
March	807	778
April	934	
May	934	
June	934	

QUALITY

	Quantity	Base Number	Contract	AT	Region	England
% of FP17s for the same patient ID Re-attending within 3 months - Children	0	31	0.0%	10.3%	11.9%	11.8%
% of FP17s for the same patient ID Re-attending within 3 months - Adults	9	366	2.5%	16.0%	16.9%	15.7%
% of FP17s for the same patient ID Re-attending between 3 & 9 months - Children	3	31	9.7%	48.6%	48.9%	58.9%
% of FP17s for the same patient ID Re-attending between 3 & 9 months - Adults	38	366	10.4%	38.3%	38.9%	50.8%
% of FP17s for Band 1 Urgent Courses	14	361	3.9%	11.1%	10.7%	9.1%
% of FP17s Relating to Free Repair or Replacements	0	361	0.0%	0.5%	0.5%	0.8%
% of FP17s Relating to Continuations	0	361	0.0%	0.5%	0.7%	0.9%
% of Patients satisfied with the dentistry they have received	1	1	N/A	86.8%	89.1%	92.5%
% of Patients satisfied with the time they had to wait for an appointment	1	1	N/A	83.1%	83.1%	87.0%

* This is based on patients treated on this contract for their most recent course of treatment. Figures in italics indicate the base number of FP17s or Patient Questionnaire responses are less than 100. N/A is shown where the base number of responses is less than 10 during the period. % is calculated as Quantity/Base number*100

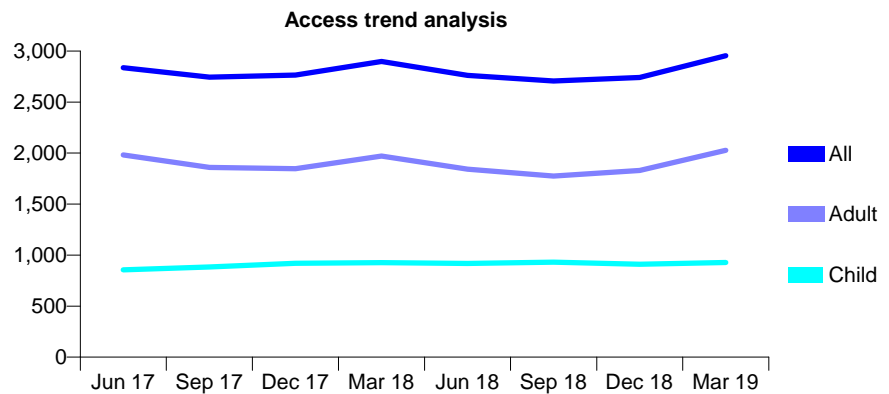
Q62 - Vital Signs At a Glance Contract Report for 573051/0001 - March 2019

Name or company name	MR R MAJITHIA
Contract type name	GDS Contract
Purpose of contract	General
Contract start date	01/04/2006
Contract end date	

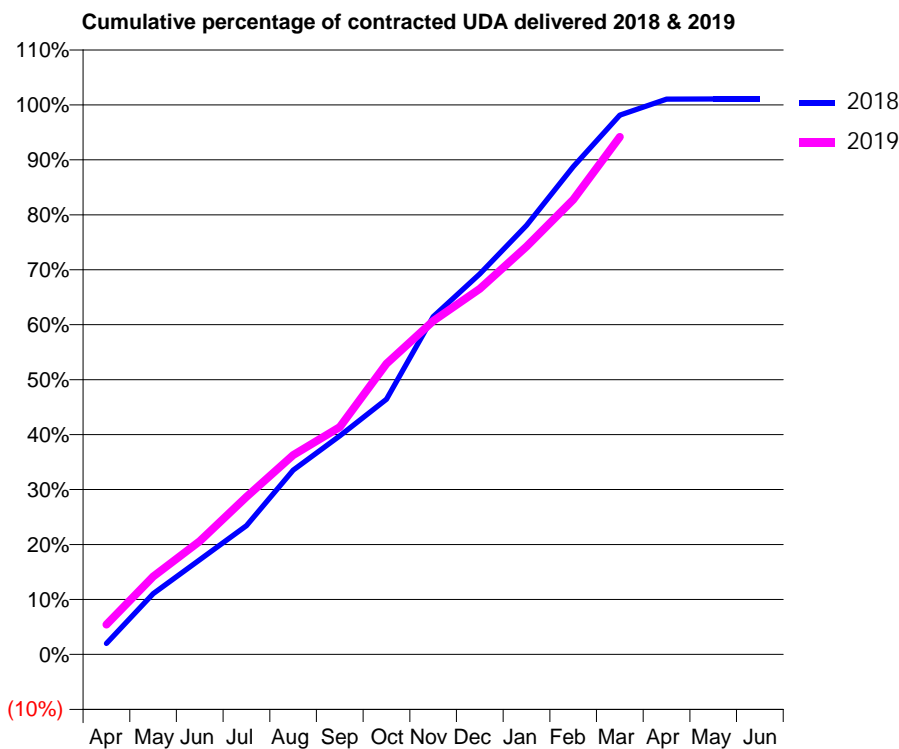
18/19 Contracted general activity (UDA)	6,745
Carry forward general activity (UDA)	-72
18/19 Contracted orthodontic activity (UOA)	0
Carry forward orthodontic activity (UOA)	0
Baseline contract value	£169,013.78

ACCESS*

Patients seen in 24 months	Total	Change since previous quarter
Quarter ending March 2018	2,897	
Quarter ending June 2018	2,761	↓
Quarter ending September 2018	2,706	↓
Quarter ending December 2018	2,740	→
Quarter ending March 2019	2,955	↑
Variance since March 2018	2.0%	↑



ACTIVITY



Month	Adjusted Scheduled Activity (UDA)	
	2018	2019
April	135	368
May	745	954
June	1,163	1,390
July	1,581	1,934
August	2,263	2,447
September	2,682	2,790
October	3,132	3,567
November	4,145	4,093
December	4,670	4,488
January	5,265	5,005
February	5,987	5,582
March	6,619	6,352
April	6,815	
May	6,817	
June	6,817	

QUALITY

	Quantity	Base Number	Contract	AT	Region	England
% of FP17s for the same patient ID Re-attending within 3 months - Children	105	1,084	9.7%	10.3%	11.9%	11.8%
% of FP17s for the same patient ID Re-attending within 3 months - Adults	270	1,841	14.7%	16.0%	16.9%	15.7%
% of FP17s for the same patient ID Re-attending between 3 & 9 months - Children	499	1,084	46.0%	48.6%	48.9%	58.9%
% of FP17s for the same patient ID Re-attending between 3 & 9 months - Adults	545	1,841	29.6%	38.3%	38.9%	50.8%
% of FP17s for Band 1 Urgent Courses	298	2,843	10.5%	11.1%	10.7%	9.1%
% of FP17s Relating to Free Repair or Replacements	13	2,843	0.5%	0.5%	0.5%	0.8%
% of FP17s Relating to Continuations	16	2,843	0.6%	0.5%	0.7%	0.9%
% of Patients satisfied with the dentistry they have received	0	0	N/A	86.8%	89.1%	92.5%
% of Patients satisfied with the time they had to wait for an appointment	0	0	N/A	83.1%	83.1%	87.0%

* This is based on patients treated on this contract for their most recent course of treatment. Figures in italics indicate the base number of FP17s or Patient Questionnaire responses are less than 100. N/A is shown where the base number of responses is less than 10 during the period. % is calculated as Quantity/Base number*100

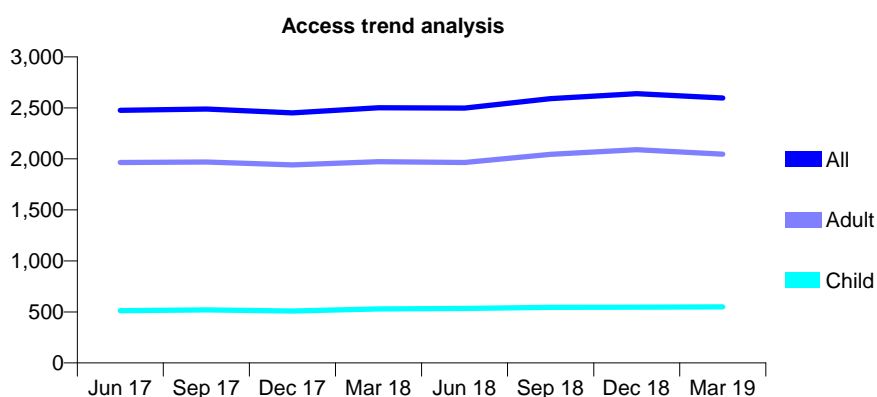
Q62 - Vital Signs At a Glance Contract Report for 574538/0001 - March 2019

Name or company name	MR HM PATEL
Contract type name	GDS Contract
Purpose of contract	General
Contract start date	01/04/2006
Contract end date	

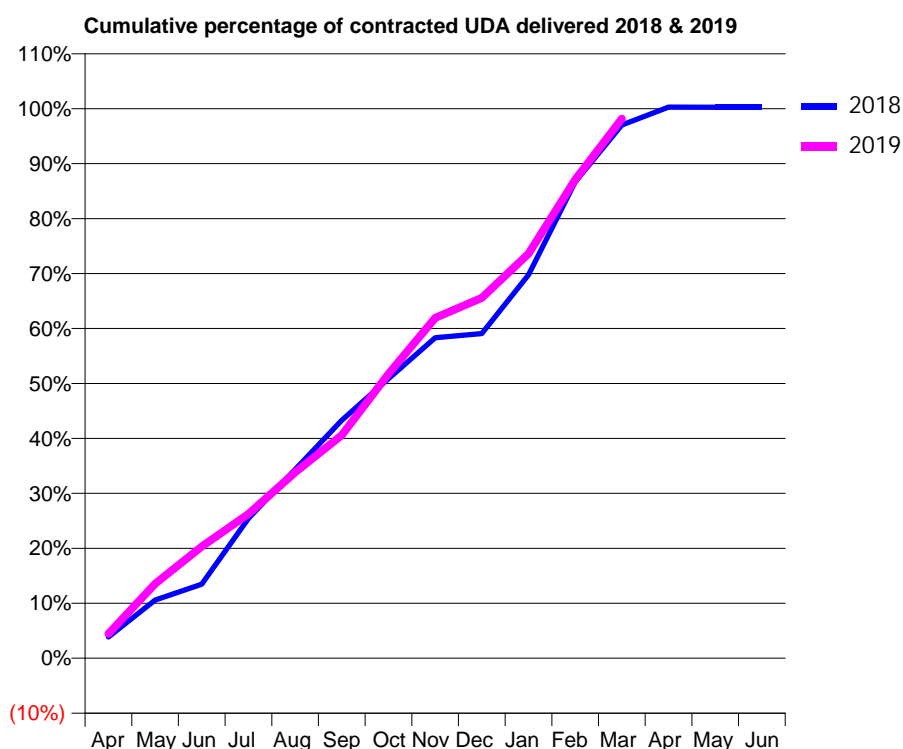
18/19 Contracted general activity (UDA)	6,092
Carry forward general activity (UDA)	-16
18/19 Contracted orthodontic activity (UOA)	0
Carry forward orthodontic activity (UOA)	0
Baseline contract value	£187,546.48

ACCESS*

Patients seen in 24 months	Total	Change since previous quarter
Quarter ending March 2018	2,501	
Quarter ending June 2018	2,498	→
Quarter ending September 2018	2,590	↑
Quarter ending December 2018	2,638	→
Quarter ending March 2019	2,597	↓
Variance since March 2018	3.8%	↑



ACTIVITY



Month	2018	2019
April	236	272
May	645	826
June	821	1,238
July	1,550	1,599
August	2,093	2,061
September	2,636	2,473
October	3,097	3,153
November	3,553	3,772
December	3,600	3,995
January	4,249	4,484
February	5,282	5,305
March	5,911	5,979
April	6,109	
May	6,108	
June	6,108	

QUALITY

	Quantity	Base Number	Contract	AT	Region	England
% of FP17s for the same patient ID Re-attending within 3 months - Children	83	845	9.8%	10.3%	11.9%	11.8%
% of FP17s for the same patient ID Re-attending within 3 months - Adults	394	2,739	14.4%	16.0%	16.9%	15.7%
% of FP17s for the same patient ID Re-attending between 3 & 9 months - Children	468	845	55.4%	48.6%	48.9%	58.9%
% of FP17s for the same patient ID Re-attending between 3 & 9 months - Adults	1,222	2,739	44.6%	38.3%	38.9%	50.8%
% of FP17s for Band 1 Urgent Courses	399	2,964	13.5%	11.1%	10.7%	9.1%
% of FP17s Relating to Free Repair or Replacements	9	2,964	0.3%	0.5%	0.5%	0.8%
% of FP17s Relating to Continuations	12	2,964	0.4%	0.5%	0.7%	0.9%
% of Patients satisfied with the dentistry they have received	0	0	N/A	86.8%	89.1%	92.5%
% of Patients satisfied with the time they had to wait for an appointment	0	0	N/A	83.1%	83.1%	87.0%

* This is based on patients treated on this contract for their most recent course of treatment.

Figures in italics indicate the base number of FP17s or Patient Questionnaire responses are less than 100. N/A is shown where the base number of responses is less than 10 during the period. % is calculated as Quantity/Base number*100

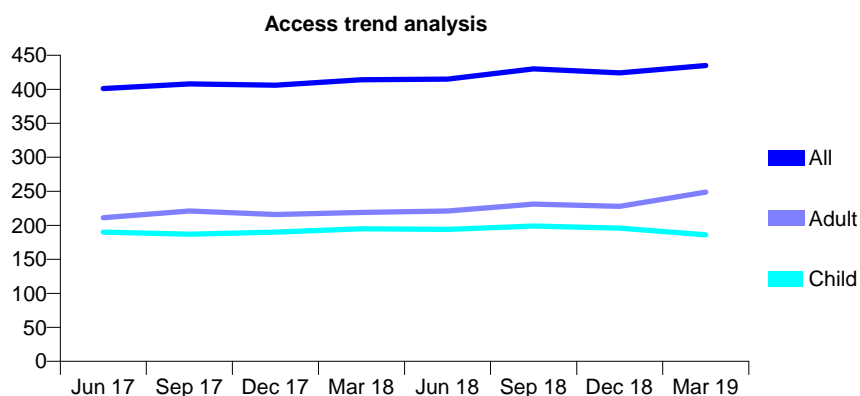
Q62 - Vital Signs At a Glance Contract Report for 575674/0001 - March 2019

Name or company name	MR K MEHTA
Contract type name	GDS Contract
Purpose of contract	General
Contract start date	01/04/2006
Contract end date	

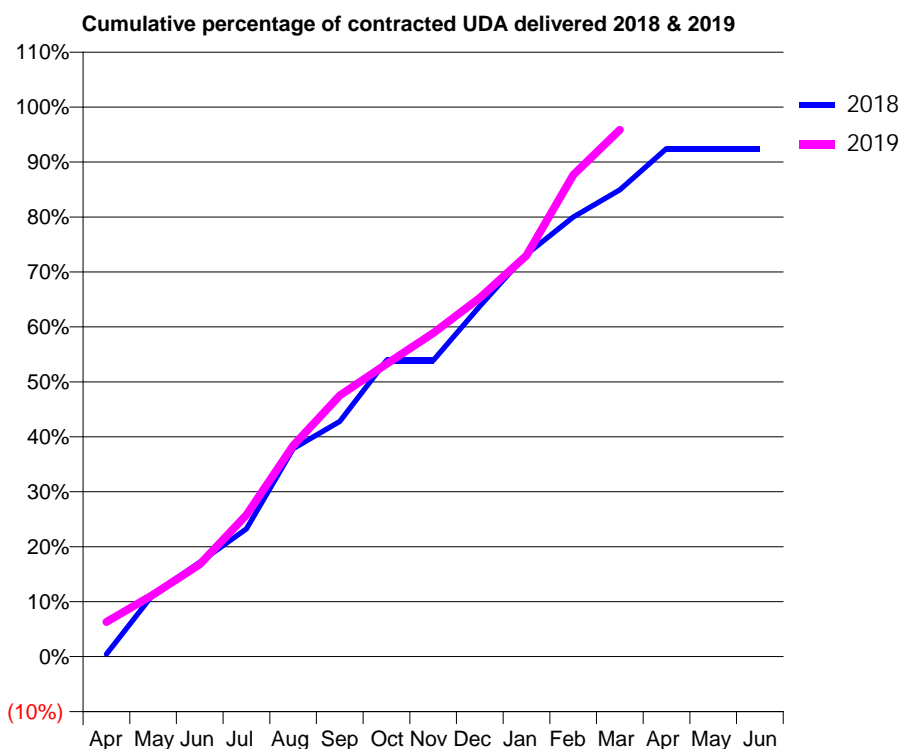
18/19 Contracted general activity (UDA)	875
Carry forward general activity (UDA)	0
18/19 Contracted orthodontic activity (UOA)	0
Carry forward orthodontic activity (UOA)	0
Baseline contract value	£20,373.79

ACCESS*

Patients seen in 24 months	Total	Change since previous quarter
Quarter ending March 2018	414	
Quarter ending June 2018	415	→
Quarter ending September 2018	430	↑
Quarter ending December 2018	424	↓
Quarter ending March 2019	435	↑
Variance since March 2018	5.1%	↑



ACTIVITY



Month	Adjusted Scheduled Activity (UDA)	
	2018	2019
April	4	55
May	99	99
June	150	147
July	204	226
August	331	336
September	374	416
October	471	466
November	471	515
December	558	571
January	641	639
February	700	767
March	743	839
April	809	
May	809	
June	809	

QUALITY

	Quantity	Base Number	Contract	AT	Region	England
% of FP17s for the same patient ID Re-attending within 3 months - Children	10	297	3.4%	10.3%	11.9%	11.8%
% of FP17s for the same patient ID Re-attending within 3 months - Adults	21	281	7.5%	16.0%	16.9%	15.7%
% of FP17s for the same patient ID Re-attending between 3 & 9 months - Children	192	297	64.6%	48.6%	48.9%	58.9%
% of FP17s for the same patient ID Re-attending between 3 & 9 months - Adults	146	281	52.0%	38.3%	38.9%	50.8%
% of FP17s for Band 1 Urgent Courses	28	537	5.2%	11.1%	10.7%	9.1%
% of FP17s Relating to Free Repair or Replacements	0	537	0.0%	0.5%	0.5%	0.8%
% of FP17s Relating to Continuations	1	537	0.2%	0.5%	0.7%	0.9%
% of Patients satisfied with the dentistry they have received	0	0	N/A	86.8%	89.1%	92.5%
% of Patients satisfied with the time they had to wait for an appointment	0	0	N/A	83.1%	83.1%	87.0%

* This is based on patients treated on this contract for their most recent course of treatment. Figures in italics indicate the base number of FP17s or Patient Questionnaire responses are less than 100. N/A is shown where the base number of responses is less than 10 during the period. % is calculated as Quantity/Base number*100

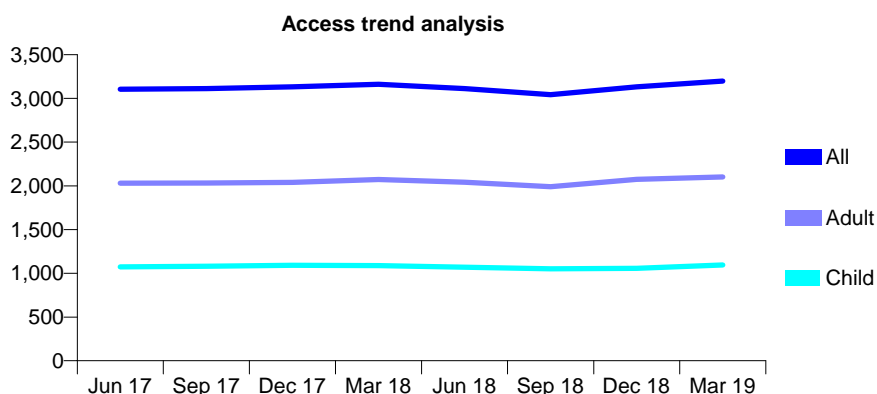
Q62 - Vital Signs At a Glance Contract Report for 576239/0001 - March 2019

Name or company name	MR R RATTAN
Contract type name	GDS Contract
Purpose of contract	General
Contract start date	01/04/2006
Contract end date	

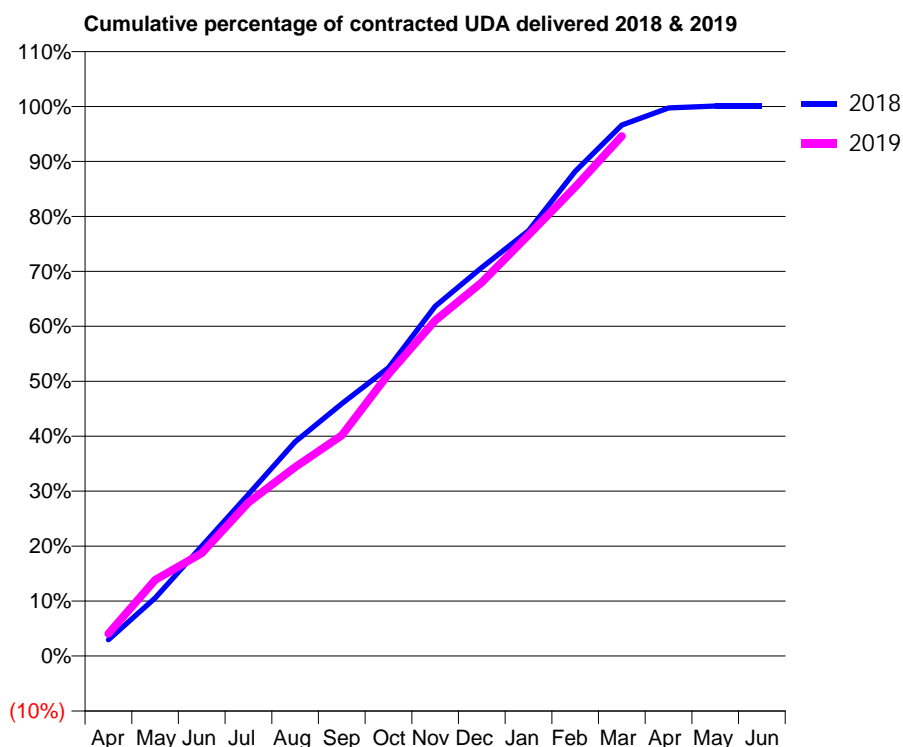
18/19 Contracted general activity (UDA)	9,010
Carry forward general activity (UDA)	-9
18/19 Contracted orthodontic activity (UOA)	0
Carry forward orthodontic activity (UOA)	0
Baseline contract value	£242,487.48

ACCESS*

Patients seen in 24 months	Total	Change since previous quarter
Quarter ending March 2018	3,161	
Quarter ending June 2018	3,112	↓
Quarter ending September 2018	3,041	↓
Quarter ending December 2018	3,132	↑
Quarter ending March 2019	3,198	↑
Variance since March 2018	1.2%	→



ACTIVITY



Month	Adjusted Scheduled Activity (UDA)	
	2018	2019
April	268	367
May	953	1,248
June	1,804	1,687
July	2,651	2,518
August	3,513	3,098
September	4,135	3,616
October	4,728	4,624
November	5,733	5,499
December	6,370	6,125
January	6,974	6,902
February	7,946	7,689
March	8,706	8,523
April	8,985	
May	9,019	
June	9,019	

QUALITY

	Quantity	Base Number	Contract	AT	Region	England
% of FP17s for the same patient ID Re-attending within 3 months - Children	91	1,279	7.1%	10.3%	11.9%	11.8%
% of FP17s for the same patient ID Re-attending within 3 months - Adults	462	2,477	18.7%	16.0%	16.9%	15.7%
% of FP17s for the same patient ID Re-attending between 3 & 9 months - Children	611	1,279	47.8%	48.6%	48.9%	58.9%
% of FP17s for the same patient ID Re-attending between 3 & 9 months - Adults	1,031	2,477	41.6%	38.3%	38.9%	50.8%
% of FP17s for Band 1 Urgent Courses	587	3,614	16.2%	11.1%	10.7%	9.1%
% of FP17s Relating to Free Repair or Replacements	15	3,614	0.4%	0.5%	0.5%	0.8%
% of FP17s Relating to Continuations	60	3,614	1.7%	0.5%	0.7%	0.9%
% of Patients satisfied with the dentistry they have received	1	2	N/A	86.8%	89.1%	92.5%
% of Patients satisfied with the time they had to wait for an appointment	1	2	N/A	83.1%	83.1%	87.0%

* This is based on patients treated on this contract for their most recent course of treatment. Figures in italics indicate the base number of FP17s or Patient Questionnaire responses are less than 100. N/A is shown where the base number of responses is less than 10 during the period. % is calculated as Quantity/Base number*100

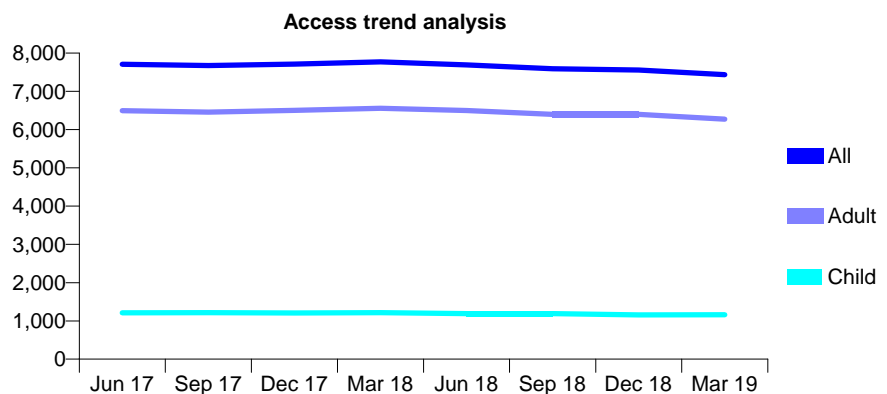
Q62 - Vital Signs At a Glance Contract Report for 577235/0001 - March 2019

Name or company name	Xiaoli Du and Ray Jack-Kee
Contract type name	GDS Contract
Purpose of contract	General
Contract start date	01/04/2006
Contract end date	

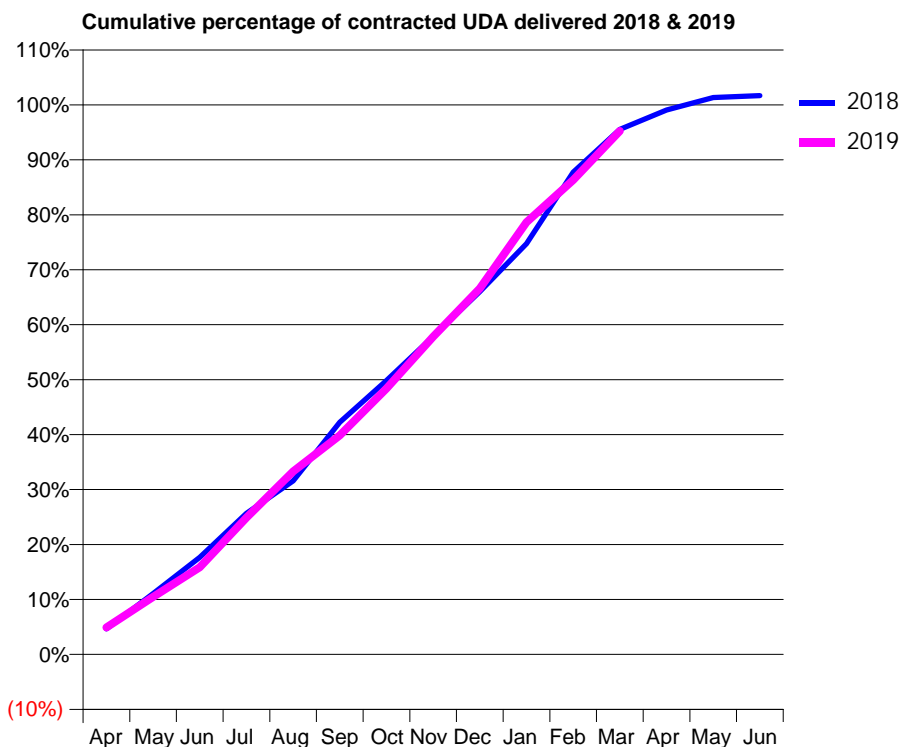
18/19 Contracted general activity (UDA)	29,962
Carry forward general activity (UDA)	-498
18/19 Contracted orthodontic activity (UOA)	0
Carry forward orthodontic activity (UOA)	0
Baseline contract value	£1,006,369.48

ACCESS*

Patients seen in 24 months	Total	Change since previous quarter
Quarter ending March 2018	7,773	
Quarter ending June 2018	7,690	↓
Quarter ending September 2018	7,589	↓
Quarter ending December 2018	7,554	→
Quarter ending March 2019	7,435	↓
Variance since March 2018	(4.3%)	↓



ACTIVITY



Month	2018	2019
April	1,395	1,473
May	3,319	3,139
June	5,299	4,754
July	7,699	7,457
August	9,462	9,977
September	12,654	11,946
October	14,939	14,503
November	17,346	17,326
December	19,775	19,944
January	22,397	23,560
February	26,295	25,869
March	28,620	28,532
April	29,686	
May	30,359	
June	30,460	

QUALITY

	Quantity	Base Number	Contract	AT	Region	England
% of FP17s for the same patient ID Re-attending within 3 months - Children	97	1,407	6.9%	10.3%	11.9%	11.8%
% of FP17s for the same patient ID Re-attending within 3 months - Adults	956	6,999	13.7%	16.0%	16.9%	15.7%
% of FP17s for the same patient ID Re-attending between 3 & 9 months - Children	721	1,407	51.2%	48.6%	48.9%	58.9%
% of FP17s for the same patient ID Re-attending between 3 & 9 months - Adults	2,774	6,999	39.6%	38.3%	38.9%	50.8%
% of FP17s for Band 1 Urgent Courses	1,036	7,986	13.0%	11.1%	10.7%	9.1%
% of FP17s Relating to Free Repair or Replacements	37	7,986	0.5%	0.5%	0.5%	0.8%
% of FP17s Relating to Continuations	24	7,986	0.3%	0.5%	0.7%	0.9%
% of Patients satisfied with the dentistry they have received	4	4	N/A	86.8%	89.1%	92.5%
% of Patients satisfied with the time they had to wait for an appointment	4	4	N/A	83.1%	83.1%	87.0%

* This is based on patients treated on this contract for their most recent course of treatment. Figures in italics indicate the base number of FP17s or Patient Questionnaire responses are less than 100. N/A is shown where the base number of responses is less than 10 during the period. % is calculated as Quantity/Base number*100

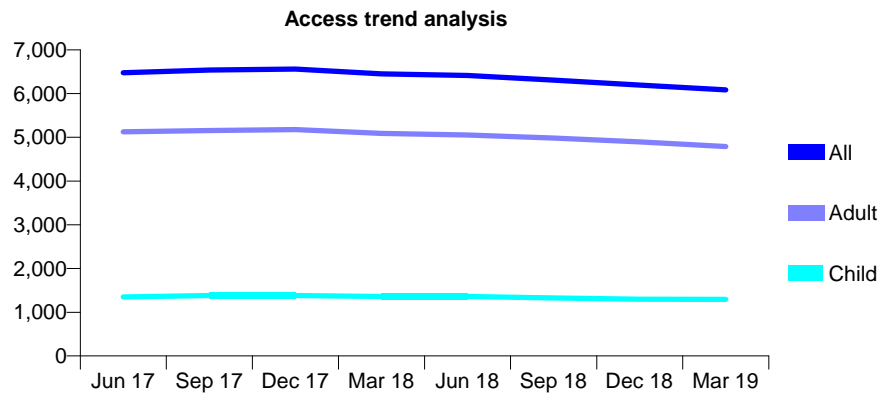
Q62 - Vital Signs At a Glance Contract Report for 578193/0001 - March 2019

Name or company name	MR MN BAIG
Contract type name	GDS Contract
Purpose of contract	General
Contract start date	01/04/2006
Contract end date	

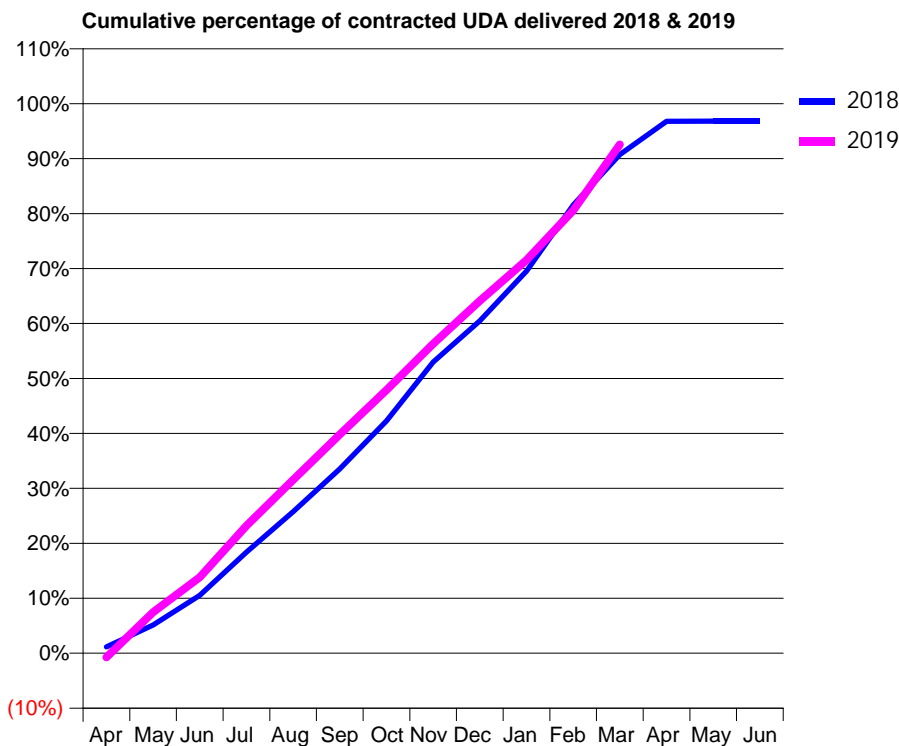
18/19 Contracted general activity (UDA)	17,586
Carry forward general activity (UDA)	916
18/19 Contracted orthodontic activity (UOA)	0
Carry forward orthodontic activity (UOA)	0
Baseline contract value	£475,713.18

ACCESS*

Patients seen in 24 months	Total	Change since previous quarter
Quarter ending March 2018	6,448	
Quarter ending June 2018	6,412	→
Quarter ending September 2018	6,309	↓
Quarter ending December 2018	6,196	↓
Quarter ending March 2019	6,086	↓
Variance since March 2018	(5.6%)	↓



ACTIVITY



Month	2018	2019
April	202	-133
May	906	1,311
June	1,850	2,430
July	3,237	4,080
August	4,530	5,551
September	5,900	6,999
October	7,435	8,423
November	9,319	9,901
December	10,638	11,279
January	12,227	12,581
February	14,341	14,166
March	15,953	16,279
April	17,022	
May	17,024	
June	17,025	

QUALITY

	Quantity	Base Number	Contract	AT	Region	England
% of FP17s for the same patient ID Re-attending within 3 months - Children	187	1,635	11.4%	10.3%	11.9%	11.8%
% of FP17s for the same patient ID Re-attending within 3 months - Adults	926	4,996	18.5%	16.0%	16.9%	15.7%
% of FP17s for the same patient ID Re-attending between 3 & 9 months - Children	693	1,635	42.4%	48.6%	48.9%	58.9%
% of FP17s for the same patient ID Re-attending between 3 & 9 months - Adults	1,591	4,996	31.8%	38.3%	38.9%	50.8%
% of FP17s for Band 1 Urgent Courses	861	6,323	13.6%	11.1%	10.7%	9.1%
% of FP17s Relating to Free Repair or Replacements	43	6,323	0.7%	0.5%	0.5%	0.8%
% of FP17s Relating to Continuations	6	6,323	0.1%	0.5%	0.7%	0.9%
% of Patients satisfied with the dentistry they have received	2	2	N/A	86.8%	89.1%	92.5%
% of Patients satisfied with the time they had to wait for an appointment	1	2	N/A	83.1%	83.1%	87.0%

* This is based on patients treated on this contract for their most recent course of treatment. Figures in italics indicate the base number of FP17s or Patient Questionnaire responses are less than 100. N/A is shown where the base number of responses is less than 10 during the period. % is calculated as Quantity/Base number*100

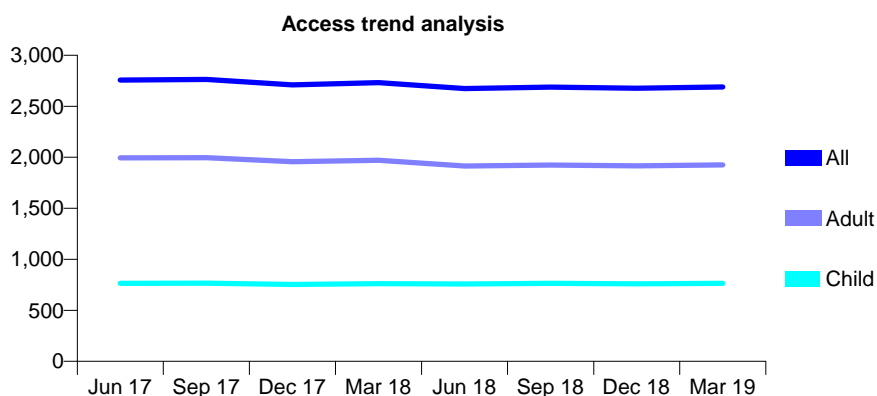
Q62 - Vital Signs At a Glance Contract Report for 602353/0001 - March 2019

Name or company name	MR RK MARWAHA
Contract type name	GDS Contract
Purpose of contract	General
Contract start date	02/02/2015
Contract end date	

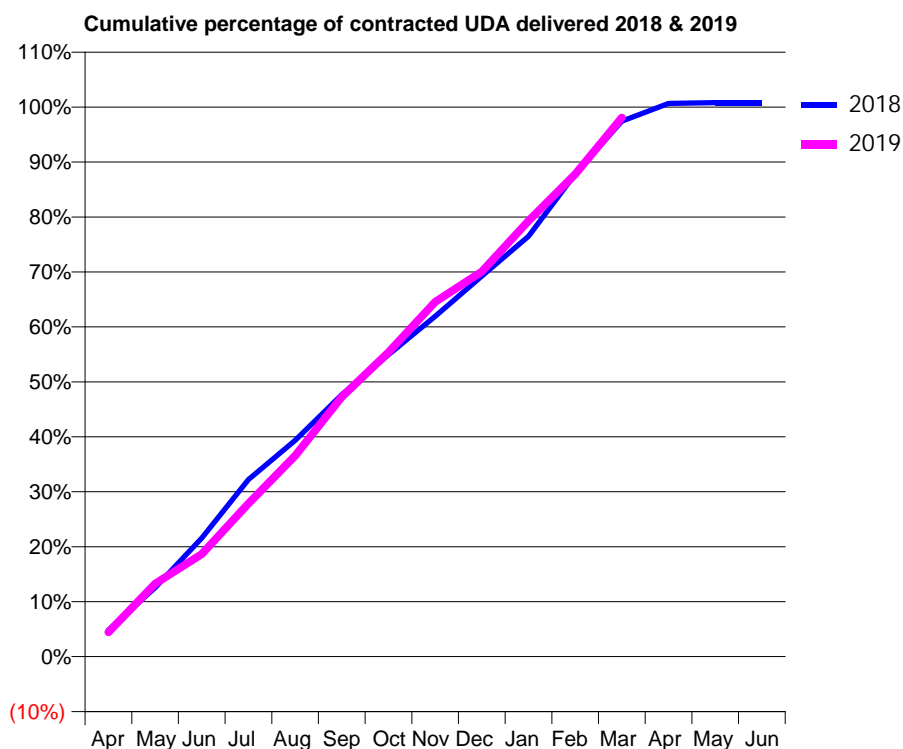
18/19 Contracted general activity (UDA)	7,200
Carry forward general activity (UDA)	-57
18/19 Contracted orthodontic activity (UOA)	0
Carry forward orthodontic activity (UOA)	0
Baseline contract value	£214,480.18

ACCESS*

Patients seen in 24 months	Total	Change since previous quarter
Quarter ending March 2018	2,731	
Quarter ending June 2018	2,674	↓
Quarter ending September 2018	2,688	→
Quarter ending December 2018	2,676	→
Quarter ending March 2019	2,690	→
Variance since March 2018	(1.5%)	↓



ACTIVITY



Month	Adjusted Scheduled Activity (UDA)	
	2018	2019
April	346	320
May	904	954
June	1,553	1,344
July	2,319	2,006
August	2,835	2,632
September	3,431	3,403
October	3,955	3,986
November	4,459	4,647
December	4,985	5,043
January	5,506	5,708
February	6,323	6,321
March	7,013	7,062
April	7,247	
May	7,257	
June	7,257	

QUALITY

	Quantity	Base Number	Contract	AT	Region	England
% of FP17s for the same patient ID Re-attending within 3 months - Children	67	957	7.0%	10.3%	11.9%	11.8%
% of FP17s for the same patient ID Re-attending within 3 months - Adults	220	1,930	11.4%	16.0%	16.9%	15.7%
% of FP17s for the same patient ID Re-attending between 3 & 9 months - Children	466	957	48.7%	48.6%	48.9%	58.9%
% of FP17s for the same patient ID Re-attending between 3 & 9 months - Adults	671	1,930	34.8%	38.3%	38.9%	50.8%
% of FP17s for Band 1 Urgent Courses	282	2,787	10.1%	11.1%	10.7%	9.1%
% of FP17s Relating to Free Repair or Replacements	5	2,787	0.2%	0.5%	0.5%	0.8%
% of FP17s Relating to Continuations	6	2,787	0.2%	0.5%	0.7%	0.9%
% of Patients satisfied with the dentistry they have received	1	2	N/A	86.8%	89.1%	92.5%
% of Patients satisfied with the time they had to wait for an appointment	1	2	N/A	83.1%	83.1%	87.0%

* This is based on patients treated on this contract for their most recent course of treatment. Figures in italics indicate the base number of FP17s or Patient Questionnaire responses are less than 100. N/A is shown where the base number of responses is less than 10 during the period. % is calculated as Quantity/Base number*100

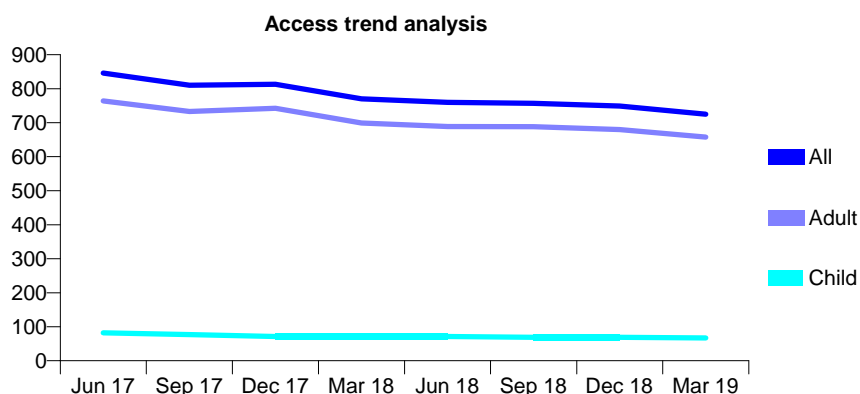
Q62 - Vital Signs At a Glance Contract Report for 613142/0001 - March 2019

Name or company name	MRS S BAHL
Contract type name	GDS Contract
Purpose of contract	General
Contract start date	01/10/2012
Contract end date	

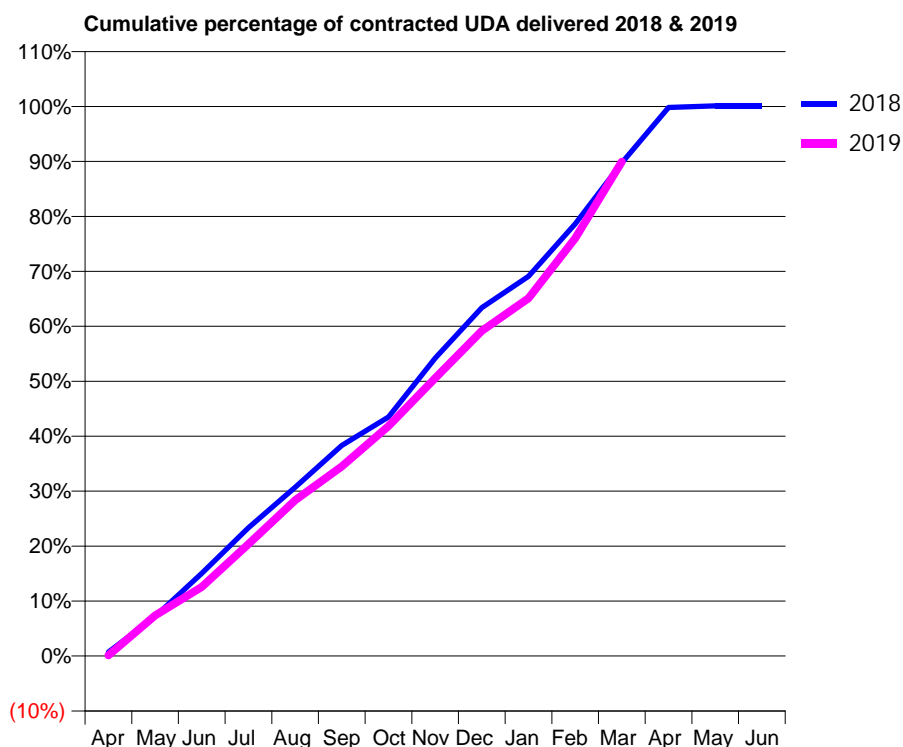
18/19 Contracted general activity (UDA)	3,925
Carry forward general activity (UDA)	-5
18/19 Contracted orthodontic activity (UOA)	0
Carry forward orthodontic activity (UOA)	0
Baseline contract value	£109,789.87

ACCESS*

Patients seen in 24 months	Total	Change since previous quarter
Quarter ending March 2018	770	
Quarter ending June 2018	760	↓
Quarter ending September 2018	757	→
Quarter ending December 2018	749	↓
Quarter ending March 2019	725	↓
Variance since March 2018	(5.8%)	↓



ACTIVITY



Month	Adjusted Scheduled Activity (UDA)	
	2018	2019
April	28	5
May	283	290
June	590	493
July	917	799
August	1,205	1,113
September	1,504	1,354
October	1,707	1,642
November	2,128	1,984
December	2,488	2,322
January	2,712	2,555
February	3,086	2,984
March	3,522	3,530
April	3,918	
May	3,930	
June	3,930	

QUALITY

	Quantity	Base Number	Contract	AT	Region	England
% of FP17s for the same patient ID Re-attending within 3 months - Children	7	69	10.1%	10.3%	11.9%	11.8%
% of FP17s for the same patient ID Re-attending within 3 months - Adults	146	793	18.4%	16.0%	16.9%	15.7%
% of FP17s for the same patient ID Re-attending between 3 & 9 months - Children	27	69	39.1%	48.6%	48.9%	58.9%
% of FP17s for the same patient ID Re-attending between 3 & 9 months - Adults	325	793	41.0%	38.3%	38.9%	50.8%
% of FP17s for Band 1 Urgent Courses	95	810	11.7%	11.1%	10.7%	9.1%
% of FP17s Relating to Free Repair or Replacements	4	810	0.5%	0.5%	0.5%	0.8%
% of FP17s Relating to Continuations	16	810	2.0%	0.5%	0.7%	0.9%
% of Patients satisfied with the dentistry they have received	0	0	N/A	86.8%	89.1%	92.5%
% of Patients satisfied with the time they had to wait for an appointment	0	0	N/A	83.1%	83.1%	87.0%

* This is based on patients treated on this contract for their most recent course of treatment. Figures in italics indicate the base number of FP17s or Patient Questionnaire responses are less than 100. N/A is shown where the base number of responses is less than 10 during the period. % is calculated as Quantity/Base number*100

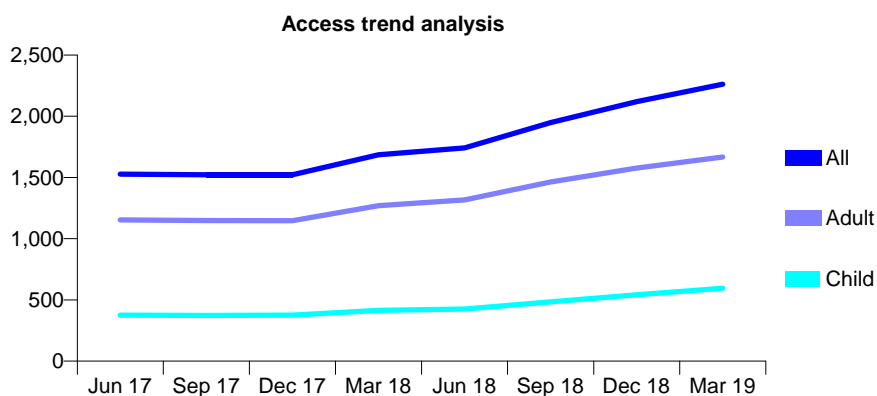
Q62 - Vital Signs At a Glance Contract Report for 619949/0001 - March 2019

Name or company name	Dhrupti Patel
Contract type name	GDS Contract
Purpose of contract	General
Contract start date	01/04/2006
Contract end date	

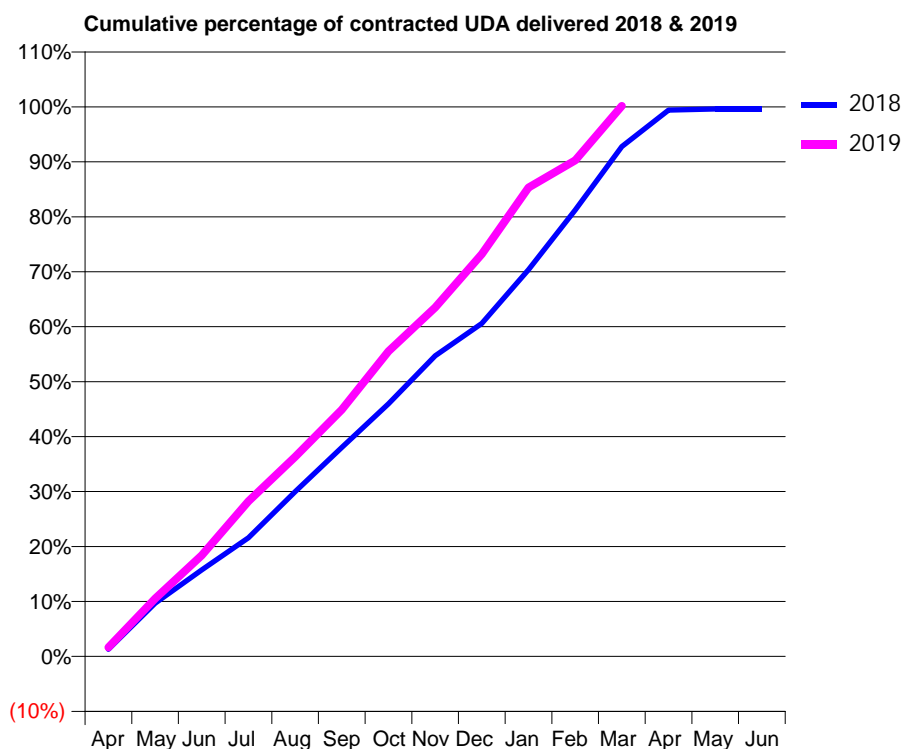
18/19 Contracted general activity (UDA)	6,100
Carry forward general activity (UDA)	24
18/19 Contracted orthodontic activity (UOA)	0
Carry forward orthodontic activity (UOA)	0
Baseline contract value	£173,273.07

ACCESS*

Patients seen in 24 months	Total	Change since previous quarter
Quarter ending March 2018	1,686	
Quarter ending June 2018	1,741	↑
Quarter ending September 2018	1,948	↑
Quarter ending December 2018	2,119	↑
Quarter ending March 2019	2,262	↑
Variance since March 2018	34.2%	↑



ACTIVITY



Month	Adjusted Scheduled Activity (UDA)	
	2018	2019
April	79	101
May	592	642
June	960	1,123
July	1,317	1,722
August	1,828	2,216
September	2,319	2,738
October	2,805	3,387
November	3,338	3,873
December	3,696	4,466
January	4,292	5,205
February	4,955	5,506
March	5,659	6,110
April	6,064	
May	6,076	
June	6,076	

QUALITY

	Quantity	Base Number	Contract	AT	Region	England
% of FP17s for the same patient ID Re-attending within 3 months - Children	32	571	5.6%	10.3%	11.9%	11.8%
% of FP17s for the same patient ID Re-attending within 3 months - Adults	140	1,463	9.6%	16.0%	16.9%	15.7%
% of FP17s for the same patient ID Re-attending between 3 & 9 months - Children	124	571	21.7%	48.6%	48.9%	58.9%
% of FP17s for the same patient ID Re-attending between 3 & 9 months - Adults	230	1,463	15.7%	38.3%	38.9%	50.8%
% of FP17s for Band 1 Urgent Courses	235	1,936	12.1%	11.1%	10.7%	9.1%
% of FP17s Relating to Free Repair or Replacements	2	1,936	0.1%	0.5%	0.5%	0.8%
% of FP17s Relating to Continuations	1	1,936	0.1%	0.5%	0.7%	0.9%
% of Patients satisfied with the dentistry they have received	0	1	N/A	86.8%	89.1%	92.5%
% of Patients satisfied with the time they had to wait for an appointment	1	1	N/A	83.1%	83.1%	87.0%

* This is based on patients treated on this contract for their most recent course of treatment. Figures in italics indicate the base number of FP17s or Patient Questionnaire responses are less than 100. N/A is shown where the base number of responses is less than 10 during the period. % is calculated as Quantity/Base number*100

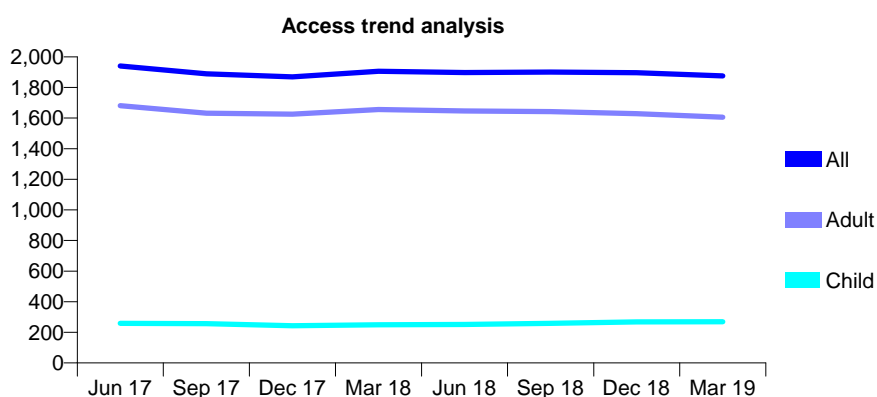
Q62 - Vital Signs At a Glance Contract Report for 629197/0001 - March 2019

Name or company name	MR NP MEYER
Contract type name	GDS Contract
Purpose of contract	General
Contract start date	01/04/2006
Contract end date	

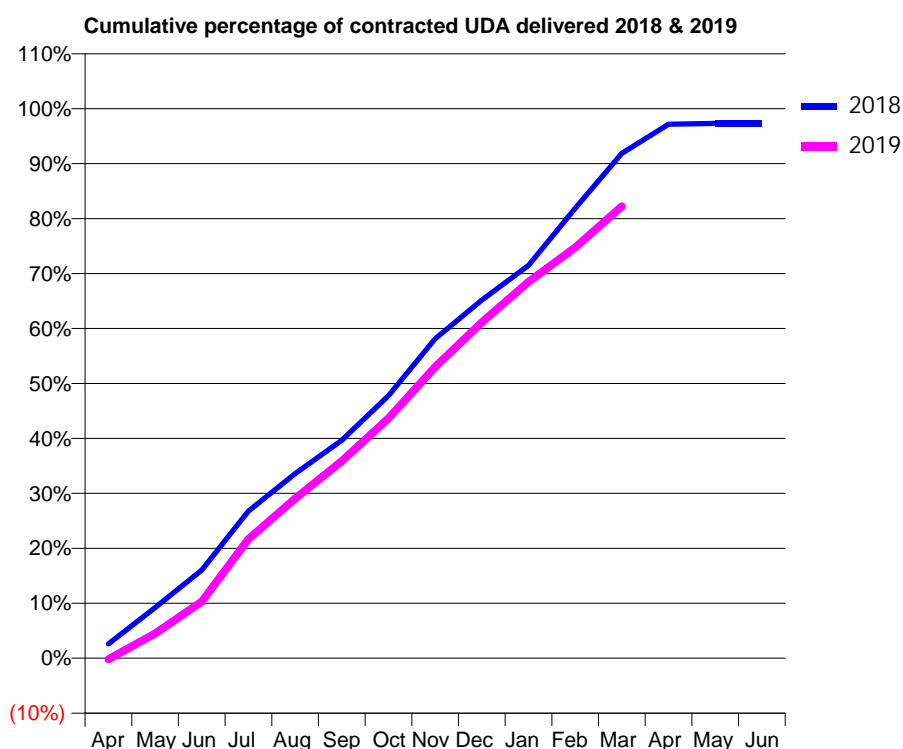
18/19 Contracted general activity (UDA)	7,192
Carry forward general activity (UDA)	193
18/19 Contracted orthodontic activity (UOA)	0
Carry forward orthodontic activity (UOA)	0
Baseline contract value	£206,240.96

ACCESS*

Patients seen in 24 months	Total	Change since previous quarter
Quarter ending March 2018	1,906	
Quarter ending June 2018	1,898	→
Quarter ending September 2018	1,900	→
Quarter ending December 2018	1,897	→
Quarter ending March 2019	1,876	↓
Variance since March 2018	(1.6%)	↓



ACTIVITY



Month	2018	2019
April	188	-14
May	664	324
June	1,153	741
July	1,926	1,560
August	2,416	2,090
September	2,850	2,581
October	3,436	3,140
November	4,182	3,813
December	4,687	4,396
January	5,141	4,925
February	5,888	5,376
March	6,607	5,914
April	6,987	
May	6,999	
June	6,999	

QUALITY

	Quantity	Base Number	Contract	AT	Region	England
% of FP17s for the same patient ID Re-attending within 3 months - Children	18	388	4.6%	10.3%	11.9%	11.8%
% of FP17s for the same patient ID Re-attending within 3 months - Adults	300	2,311	13.0%	16.0%	16.9%	15.7%
% of FP17s for the same patient ID Re-attending between 3 & 9 months - Children	251	388	64.7%	48.6%	48.9%	58.9%
% of FP17s for the same patient ID Re-attending between 3 & 9 months - Adults	1,273	2,311	55.1%	38.3%	38.9%	50.8%
% of FP17s for Band 1 Urgent Courses	213	2,566	8.3%	11.1%	10.7%	9.1%
% of FP17s Relating to Free Repair or Replacements	21	2,566	0.8%	0.5%	0.5%	0.8%
% of FP17s Relating to Continuations	25	2,566	1.0%	0.5%	0.7%	0.9%
% of Patients satisfied with the dentistry they have received	1	1	N/A	86.8%	89.1%	92.5%
% of Patients satisfied with the time they had to wait for an appointment	1	1	N/A	83.1%	83.1%	87.0%

* This is based on patients treated on this contract for their most recent course of treatment. Figures in italics indicate the base number of FP17s or Patient Questionnaire responses are less than 100. N/A is shown where the base number of responses is less than 10 during the period. % is calculated as Quantity/Base number*100

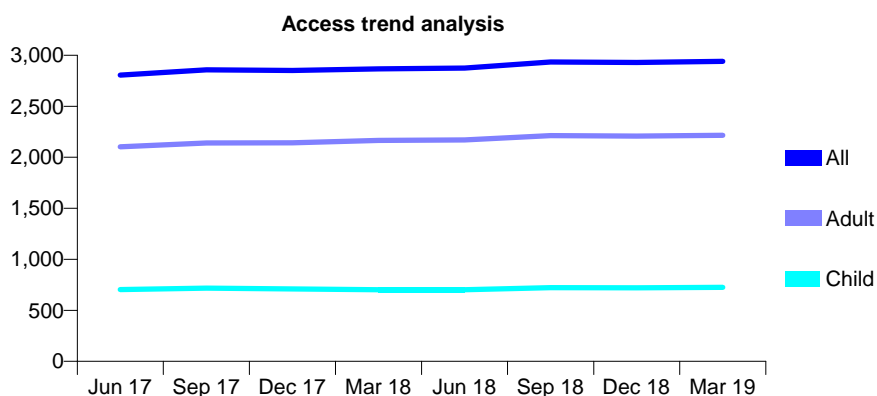
Q62 - Vital Signs At a Glance Contract Report for 631329/0001 - March 2019

Name or company name	MR RE LIM
Contract type name	GDS Contract
Purpose of contract	General
Contract start date	01/04/2006
Contract end date	

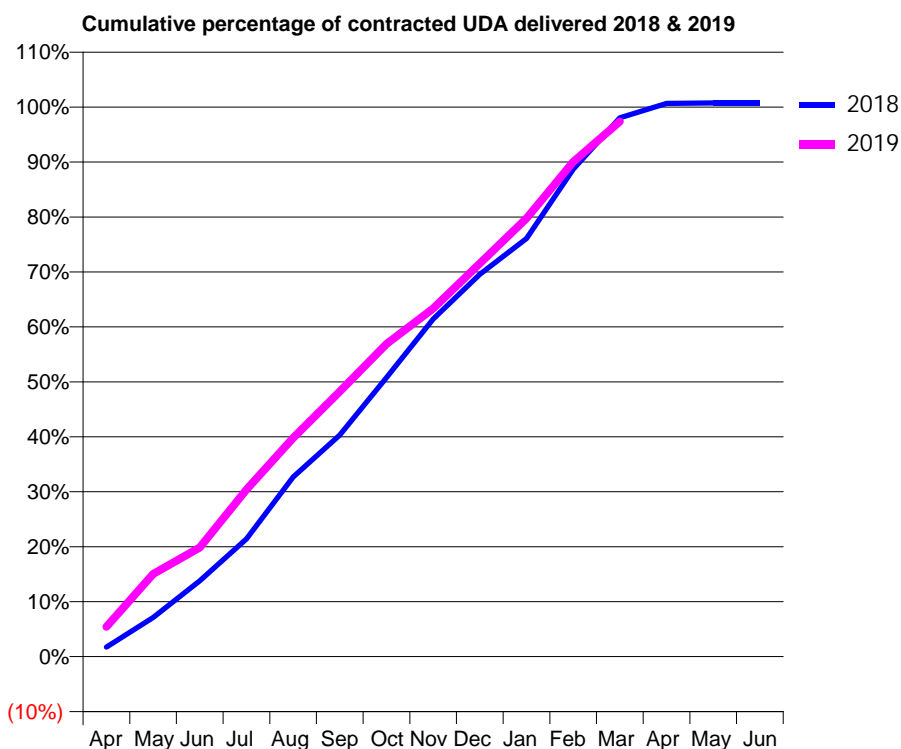
18/19 Contracted general activity (UDA)	8,686
Carry forward general activity (UDA)	-65
18/19 Contracted orthodontic activity (UOA)	0
Carry forward orthodontic activity (UOA)	0
Baseline contract value	£242,868.48

ACCESS*

Patients seen in 24 months	Total	Change since previous quarter
Quarter ending March 2018	2,867	
Quarter ending June 2018	2,874	→
Quarter ending September 2018	2,934	↑
Quarter ending December 2018	2,929	→
Quarter ending March 2019	2,941	→
Variance since March 2018	2.6%	↑



ACTIVITY



Month	Adjusted Scheduled Activity (UDA)	
	2018	2019
April	151	472
May	619	1,307
June	1,197	1,725
July	1,860	2,639
August	2,839	3,458
September	3,502	4,192
October	4,410	4,943
November	5,336	5,503
December	6,042	6,212
January	6,610	6,928
February	7,704	7,820
March	8,517	8,457
April	8,744	
May	8,750	
June	8,751	

QUALITY

	Quantity	Base Number	Contract	AT	Region	England
% of FP17s for the same patient ID Re-attending within 3 months - Children	52	1,027	5.1%	10.3%	11.9%	11.8%
% of FP17s for the same patient ID Re-attending within 3 months - Adults	481	2,972	16.2%	16.0%	16.9%	15.7%
% of FP17s for the same patient ID Re-attending between 3 & 9 months - Children	627	1,027	61.1%	48.6%	48.9%	58.9%
% of FP17s for the same patient ID Re-attending between 3 & 9 months - Adults	1,612	2,972	54.2%	38.3%	38.9%	50.8%
% of FP17s for Band 1 Urgent Courses	406	3,904	10.4%	11.1%	10.7%	9.1%
% of FP17s Relating to Free Repair or Replacements	20	3,904	0.5%	0.5%	0.5%	0.8%
% of FP17s Relating to Continuations	37	3,904	0.9%	0.5%	0.7%	0.9%
% of Patients satisfied with the dentistry they have received	0	0	N/A	86.8%	89.1%	92.5%
% of Patients satisfied with the time they had to wait for an appointment	0	0	N/A	83.1%	83.1%	87.0%

* This is based on patients treated on this contract for their most recent course of treatment. Figures in italics indicate the base number of FP17s or Patient Questionnaire responses are less than 100. N/A is shown where the base number of responses is less than 10 during the period. % is calculated as Quantity/Base number*100

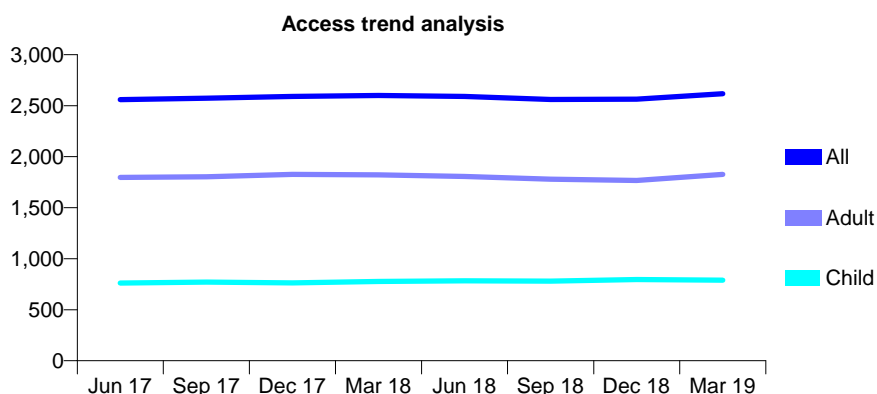
Q62 - Vital Signs At a Glance Contract Report for 635693/0001 - March 2019

Name or company name	MR JL SONEJI
Contract type name	GDS Contract
Purpose of contract	General
Contract start date	01/04/2006
Contract end date	

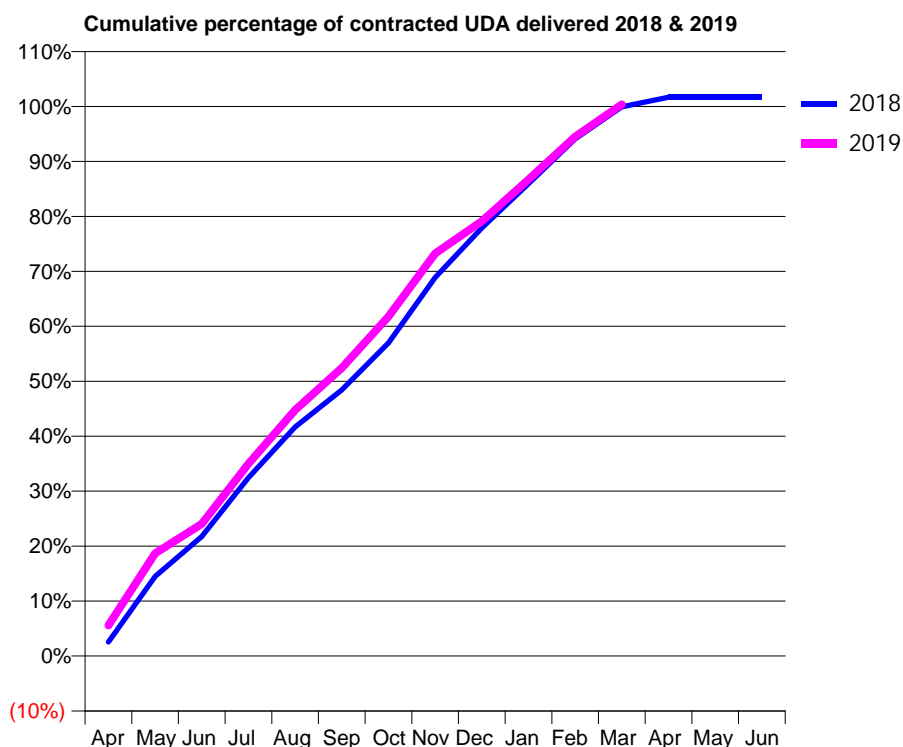
18/19 Contracted general activity (UDA)	6,493
Carry forward general activity (UDA)	-109
18/19 Contracted orthodontic activity (UOA)	0
Carry forward orthodontic activity (UOA)	0
Baseline contract value	£195,267.82

ACCESS*

Patients seen in 24 months	Total	Change since previous quarter
Quarter ending March 2018	2,599	
Quarter ending June 2018	2,590	→
Quarter ending September 2018	2,561	↓
Quarter ending December 2018	2,564	→
Quarter ending March 2019	2,617	↑
Variance since March 2018	0.7%	→



ACTIVITY



Month	Adjusted Scheduled Activity (UDA)	
	2018	2019
April	166	362
May	941	1,214
June	1,412	1,560
July	2,107	2,273
August	2,706	2,908
September	3,145	3,402
October	3,699	4,013
November	4,473	4,756
December	5,057	5,138
January	5,582	5,630
February	6,111	6,137
March	6,487	6,516
April	6,601	
May	6,602	
June	6,602	

QUALITY

	Quantity	Base Number	Contract	AT	Region	England
% of FP17s for the same patient ID Re-attending within 3 months - Children	67	899	7.5%	10.3%	11.9%	11.8%
% of FP17s for the same patient ID Re-attending within 3 months - Adults	246	1,661	14.8%	16.0%	16.9%	15.7%
% of FP17s for the same patient ID Re-attending between 3 & 9 months - Children	278	899	30.9%	48.6%	48.9%	58.9%
% of FP17s for the same patient ID Re-attending between 3 & 9 months - Adults	392	1,661	23.6%	38.3%	38.9%	50.8%
% of FP17s for Band 1 Urgent Courses	217	2,506	8.7%	11.1%	10.7%	9.1%
% of FP17s Relating to Free Repair or Replacements	0	2,506	0.0%	0.5%	0.5%	0.8%
% of FP17s Relating to Continuations	59	2,506	2.4%	0.5%	0.7%	0.9%
% of Patients satisfied with the dentistry they have received	2	2	N/A	86.8%	89.1%	92.5%
% of Patients satisfied with the time they had to wait for an appointment	2	2	N/A	83.1%	83.1%	87.0%

* This is based on patients treated on this contract for their most recent course of treatment. Figures in italics indicate the base number of FP17s or Patient Questionnaire responses are less than 100. N/A is shown where the base number of responses is less than 10 during the period. % is calculated as Quantity/Base number*100

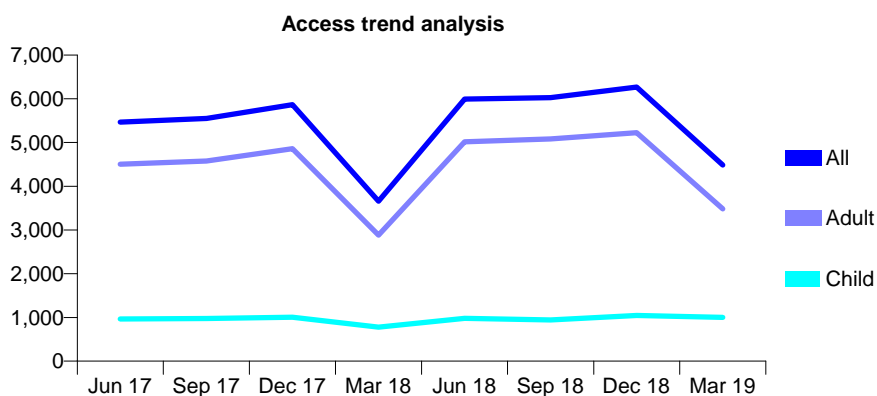
Q62 - Vital Signs At a Glance Contract Report for 636320/0001 - March 2019

Name or company name	Sterling Dental Centre
Contract type name	GDS Contract
Purpose of contract	General
Contract start date	01/04/2006
Contract end date	

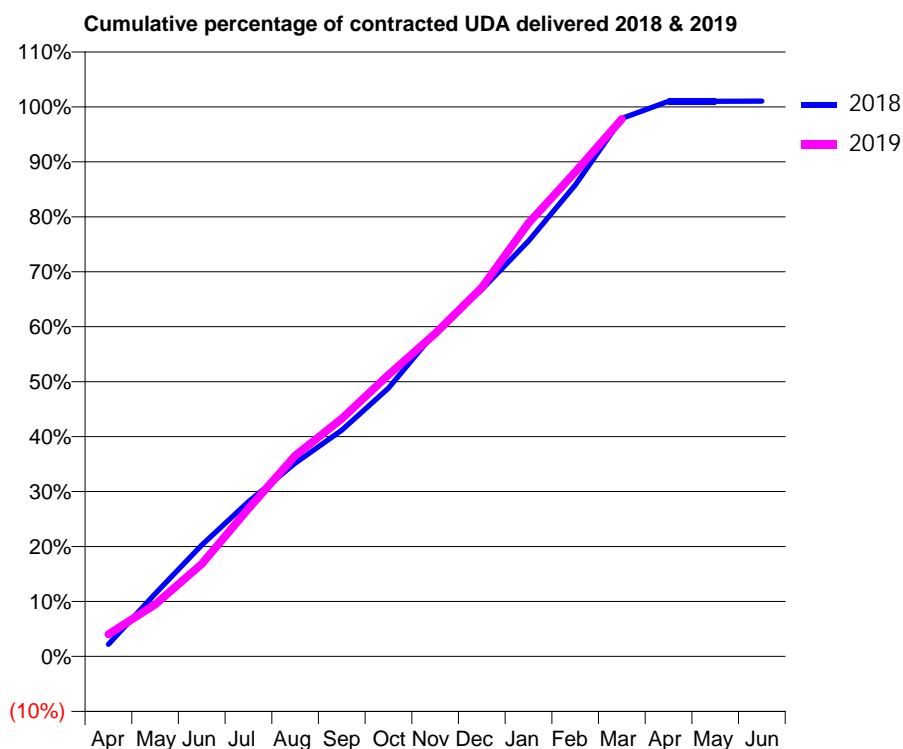
18/19 Contracted general activity (UDA)	15,161
Carry forward general activity (UDA)	-155
18/19 Contracted orthodontic activity (UOA)	0
Carry forward orthodontic activity (UOA)	0
Baseline contract value	£810,912.38

ACCESS*

Patients seen in 24 months	Total	Change since previous quarter
Quarter ending March 2018	3,658	
Quarter ending June 2018	5,994	↑
Quarter ending September 2018	6,026	→
Quarter ending December 2018	6,269	↑
Quarter ending March 2019	4,484	↓
Variance since March 2018	22.6%	↑



ACTIVITY



Month	Adjusted Scheduled Activity (UDA)	
	2018	2019
April	334	612
May	1,730	1,434
June	3,072	2,550
July	4,270	4,077
August	5,334	5,539
September	6,240	6,559
October	7,401	7,768
November	8,951	8,909
December	10,122	10,173
January	11,459	11,954
February	13,004	13,363
March	14,840	14,827
April	15,314	
May	15,314	
June	15,316	

QUALITY

	Quantity	Base Number	Contract	AT	Region	England
% of FP17s for the same patient ID Re-attending within 3 months - Children	34	1,039	3.3%	10.3%	11.9%	11.8%
% of FP17s for the same patient ID Re-attending within 3 months - Adults	124	4,639	2.7%	16.0%	16.9%	15.7%
% of FP17s for the same patient ID Re-attending between 3 & 9 months - Children	9	1,039	0.9%	48.6%	48.9%	58.9%
% of FP17s for the same patient ID Re-attending between 3 & 9 months - Adults	53	4,639	1.1%	38.3%	38.9%	50.8%
% of FP17s for Band 1 Urgent Courses	18	5,494	0.3%	11.1%	10.7%	9.1%
% of FP17s Relating to Free Repair or Replacements	4	5,494	0.1%	0.5%	0.5%	0.8%
% of FP17s Relating to Continuations	52	5,494	0.9%	0.5%	0.7%	0.9%
% of Patients satisfied with the dentistry they have received	0	0	N/A	86.8%	89.1%	92.5%
% of Patients satisfied with the time they had to wait for an appointment	0	0	N/A	83.1%	83.1%	87.0%

* This is based on patients treated on this contract for their most recent course of treatment. Figures in italics indicate the base number of FP17s or Patient Questionnaire responses are less than 100. N/A is shown where the base number of responses is less than 10 during the period. % is calculated as Quantity/Base number*100

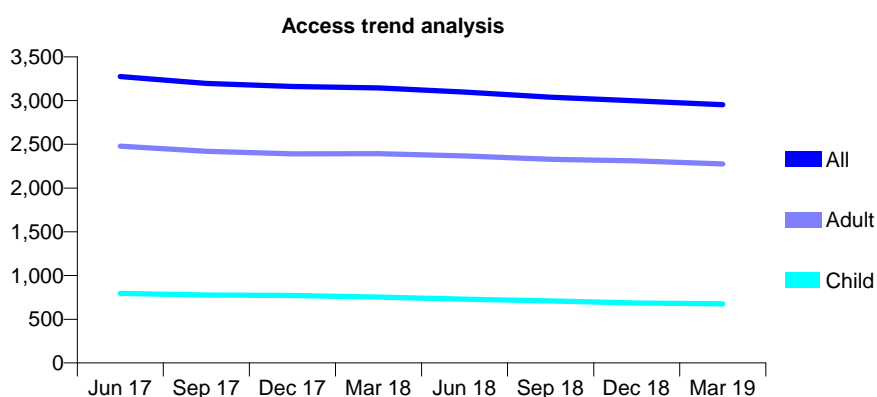
Q62 - Vital Signs At a Glance Contract Report for 638889/0001 - March 2019

Name or company name	MR BV TAANK
Contract type name	GDS Contract
Purpose of contract	General
Contract start date	01/04/2006
Contract end date	

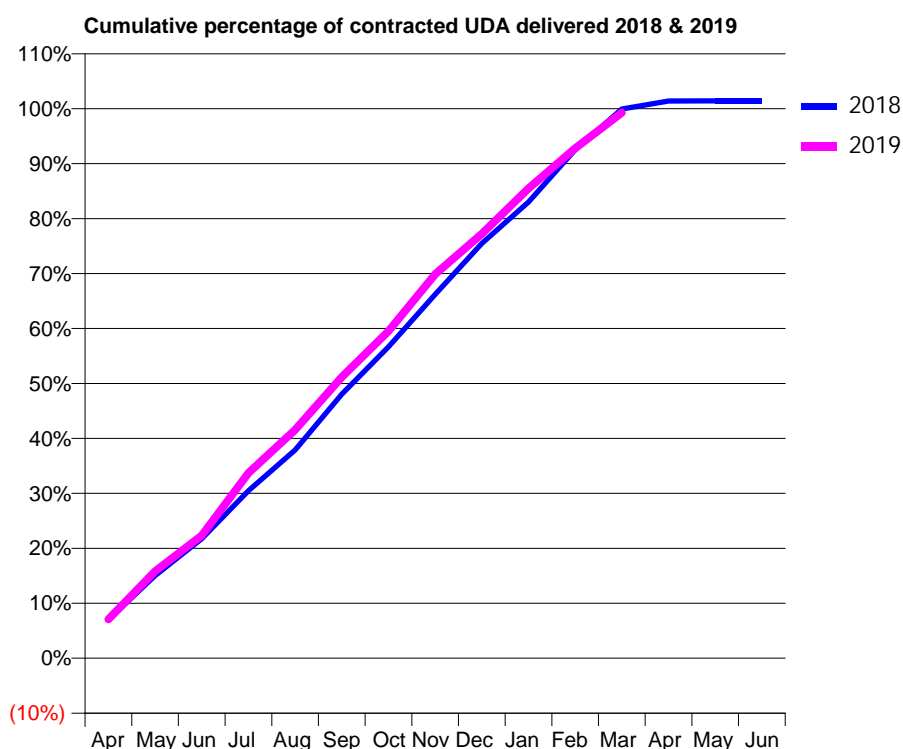
18/19 Contracted general activity (UDA)	8,508
Carry forward general activity (UDA)	-121
18/19 Contracted orthodontic activity (UOA)	0
Carry forward orthodontic activity (UOA)	0
Baseline contract value	£194,047.06

ACCESS*

Patients seen in 24 months	Total	Change since previous quarter
Quarter ending March 2018	3,146	
Quarter ending June 2018	3,098	↓
Quarter ending September 2018	3,038	↓
Quarter ending December 2018	2,996	↓
Quarter ending March 2019	2,953	↓
Variance since March 2018	(6.1%)	↓



ACTIVITY



Month	Adjusted Scheduled Activity (UDA)	
	2018	2019
April	595	604
May	1,281	1,347
June	1,852	1,898
July	2,593	2,869
August	3,226	3,538
September	4,087	4,352
October	4,819	5,063
November	5,634	5,945
December	6,421	6,569
January	7,063	7,273
February	7,873	7,896
March	8,503	8,445
April	8,626	
May	8,629	
June	8,629	

QUALITY

	Quantity	Base Number	Contract	AT	Region	England
% of FP17s for the same patient ID Re-attending within 3 months - Children	81	1,165	7.0%	10.3%	11.9%	11.8%
% of FP17s for the same patient ID Re-attending within 3 months - Adults	480	3,396	14.1%	16.0%	16.9%	15.7%
% of FP17s for the same patient ID Re-attending between 3 & 9 months - Children	858	1,165	73.6%	48.6%	48.9%	58.9%
% of FP17s for the same patient ID Re-attending between 3 & 9 months - Adults	2,074	3,396	61.1%	38.3%	38.9%	50.8%
% of FP17s for Band 1 Urgent Courses	150	4,501	3.3%	11.1%	10.7%	9.1%
% of FP17s Relating to Free Repair or Replacements	41	4,501	0.9%	0.5%	0.5%	0.8%
% of FP17s Relating to Continuations	25	4,501	0.6%	0.5%	0.7%	0.9%
% of Patients satisfied with the dentistry they have received	0	0	N/A	86.8%	89.1%	92.5%
% of Patients satisfied with the time they had to wait for an appointment	0	0	N/A	83.1%	83.1%	87.0%

* This is based on patients treated on this contract for their most recent course of treatment.

Figures in italics indicate the base number of FP17s or Patient Questionnaire responses are less than 100. N/A is shown where the base number of responses is less than 10 during the period. % is calculated as Quantity/Base number*100

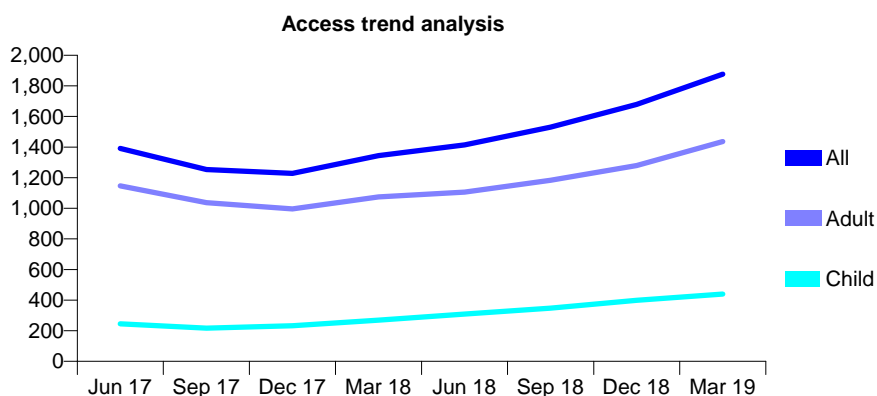
Q62 - Vital Signs At a Glance Contract Report for 642991/0001 - March 2019

Name or company name	Mr A Becker & Mr K Dhir
Contract type name	GDS Contract
Purpose of contract	General
Contract start date	01/04/2006
Contract end date	

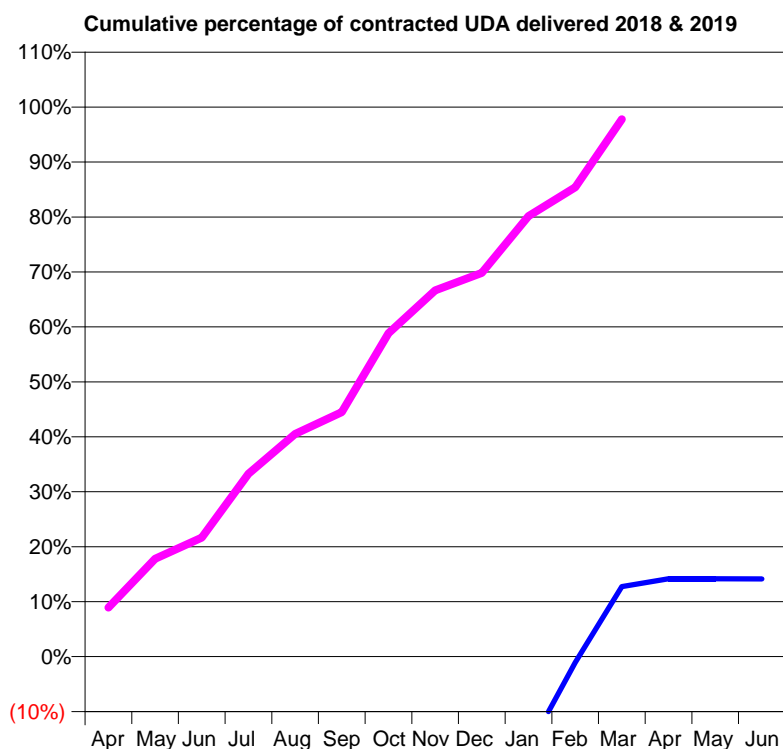
18/19 Contracted general activity (UDA)	6,161
Carry forward general activity (UDA)	0
18/19 Contracted orthodontic activity (UOA)	0
Carry forward orthodontic activity (UOA)	0
Baseline contract value	£204,483.66

ACCESS*

Patients seen in 24 months	Total	Change since previous quarter
Quarter ending March 2018	1,344	
Quarter ending June 2018	1,415	↑
Quarter ending September 2018	1,531	↑
Quarter ending December 2018	1,679	↑
Quarter ending March 2019	1,877	↑
Variance since March 2018	39.7%	↑



ACTIVITY



Month	Adjusted Scheduled Activity (UDA)	
	2018	2019
April	-2,257	551
May	-2,154	1,098
June	-2,124	1,335
July	-2,089	2,051
August	-2,086	2,496
September	-2,086	2,741
October	-2,086	3,625
November	-2,083	4,106
December	-1,990	4,301
January	-800	4,939
February	-51	5,263
March	610	6,025
April	679	
May	679	
June	676	

QUALITY

	Quantity	Base Number	Contract	AT	Region	England
% of FP17s for the same patient ID Re-attending within 3 months - Children	11	525	2.1%	10.3%	11.9%	11.8%
% of FP17s for the same patient ID Re-attending within 3 months - Adults	65	1,651	3.9%	16.0%	16.9%	15.7%
% of FP17s for the same patient ID Re-attending between 3 & 9 months - Children	182	525	34.7%	48.6%	48.9%	58.9%
% of FP17s for the same patient ID Re-attending between 3 & 9 months - Adults	595	1,651	36.0%	38.3%	38.9%	50.8%
% of FP17s for Band 1 Urgent Courses	50	2,150	2.3%	11.1%	10.7%	9.1%
% of FP17s Relating to Free Repair or Replacements	0	2,150	0.0%	0.5%	0.5%	0.8%
% of FP17s Relating to Continuations	0	2,150	0.0%	0.5%	0.7%	0.9%
% of Patients satisfied with the dentistry they have received	1	2	N/A	86.8%	89.1%	92.5%
% of Patients satisfied with the time they had to wait for an appointment	2	2	N/A	83.1%	83.1%	87.0%

* This is based on patients treated on this contract for their most recent course of treatment. Figures in italics indicate the base number of FP17s or Patient Questionnaire responses are less than 100. N/A is shown where the base number of responses is less than 10 during the period. % is calculated as Quantity/Base number*100

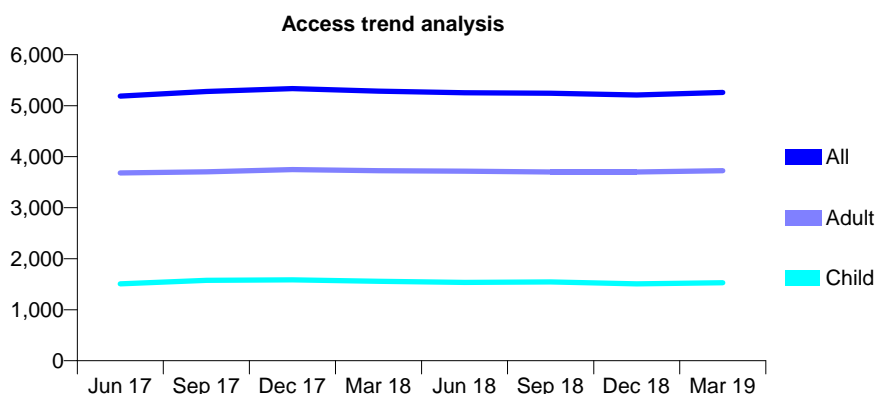
Q62 - Vital Signs At a Glance Contract Report for 651648/0001 - March 2019

Name or company name	MRS JV PATEL
Contract type name	GDS Contract
Purpose of contract	General
Contract start date	01/04/2006
Contract end date	

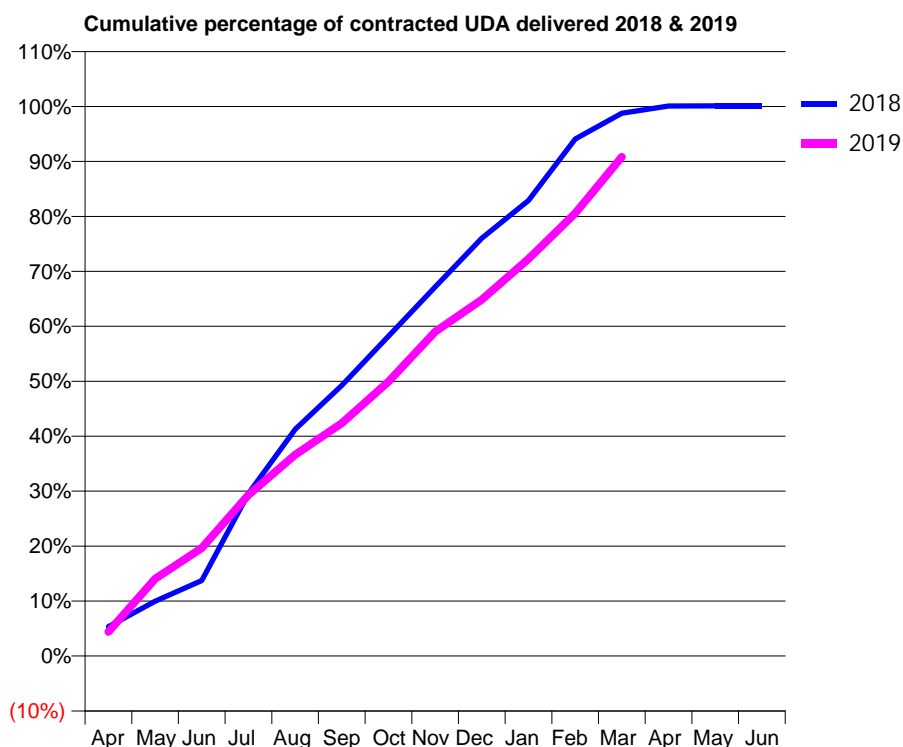
18/19 Contracted general activity (UDA)	10,583
Carry forward general activity (UDA)	-12
18/19 Contracted orthodontic activity (UOA)	0
Carry forward orthodontic activity (UOA)	0
Baseline contract value	£256,008.64

ACCESS*

Patients seen in 24 months	Total	Change since previous quarter
Quarter ending March 2018	5,284	
Quarter ending June 2018	5,253	→
Quarter ending September 2018	5,244	→
Quarter ending December 2018	5,208	→
Quarter ending March 2019	5,259	→
Variance since March 2018	(0.5%)	→



ACTIVITY



Month	Adjusted Scheduled Activity (UDA)	
	2018	2019
April	567	467
May	1,057	1,487
June	1,452	2,078
July	3,130	3,100
August	4,368	3,878
September	5,210	4,484
October	6,159	5,284
November	7,109	6,245
December	8,044	6,864
January	8,774	7,648
February	9,956	8,526
March	10,454	9,612
April	10,593	
May	10,595	
June	10,595	

QUALITY

	Quantity	Base Number	Contract	AT	Region	England
% of FP17s for the same patient ID Re-attending within 3 months - Children	163	2,101	7.8%	10.3%	11.9%	11.8%
% of FP17s for the same patient ID Re-attending within 3 months - Adults	347	3,758	9.2%	16.0%	16.9%	15.7%
% of FP17s for the same patient ID Re-attending between 3 & 9 months - Children	1,053	2,101	50.1%	48.6%	48.9%	58.9%
% of FP17s for the same patient ID Re-attending between 3 & 9 months - Adults	1,368	3,758	36.4%	38.3%	38.9%	50.8%
% of FP17s for Band 1 Urgent Courses	569	5,787	9.8%	11.1%	10.7%	9.1%
% of FP17s Relating to Free Repair or Replacements	9	5,787	0.2%	0.5%	0.5%	0.8%
% of FP17s Relating to Continuations	1	5,787	0.0%	0.5%	0.7%	0.9%
% of Patients satisfied with the dentistry they have received	0	0	N/A	86.8%	89.1%	92.5%
% of Patients satisfied with the time they had to wait for an appointment	0	0	N/A	83.1%	83.1%	87.0%

* This is based on patients treated on this contract for their most recent course of treatment. Figures in italics indicate the base number of FP17s or Patient Questionnaire responses are less than 100. N/A is shown where the base number of responses is less than 10 during the period. % is calculated as Quantity/Base number*100

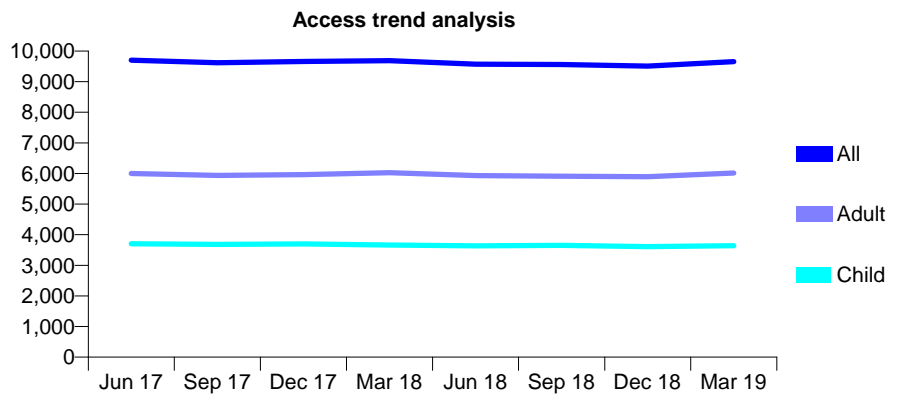
Q62 - Vital Signs At a Glance Contract Report for 653233/0001 - March 2019

Name or company name	Gadhri, Campbell-Barr and Pathmanyagam
Contract type name	GDS Contract
Purpose of contract	General
Contract start date	01/04/2006
Contract end date	

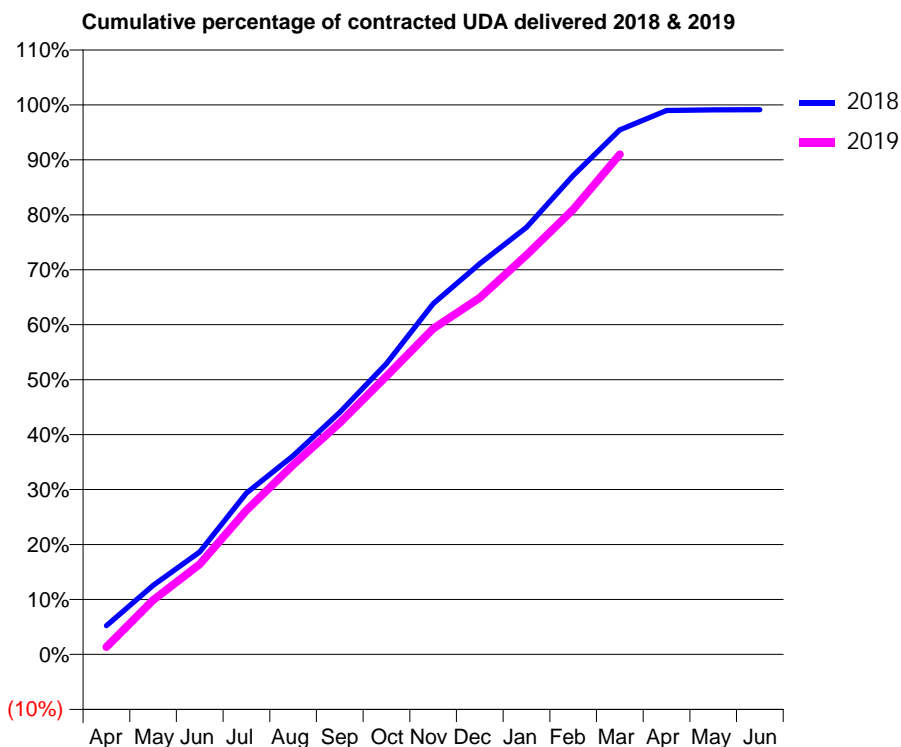
18/19 Contracted general activity (UDA)	23,558
Carry forward general activity (UDA)	208
18/19 Contracted orthodontic activity (UOA)	0
Carry forward orthodontic activity (UOA)	0
Baseline contract value	£684,351.84

ACCESS*

Patients seen in 24 months	Total	Change since previous quarter
Quarter ending March 2018	9,687	
Quarter ending June 2018	9,569	↓
Quarter ending September 2018	9,562	→
Quarter ending December 2018	9,508	→
Quarter ending March 2019	9,655	→
Variance since March 2018	(0.3%)	→



ACTIVITY



Month	Adjusted Scheduled Activity (UDA)	
	2018	2019
April	1,234	319
May	2,961	2,329
June	4,395	3,869
July	6,922	6,176
August	8,519	8,129
September	10,379	9,925
October	12,472	11,926
November	15,032	13,964
December	16,752	15,288
January	18,306	17,121
February	20,531	19,075
March	22,484	21,434
April	23,317	
May	23,347	
June	23,350	

QUALITY

	Quantity	Base Number	Contract	AT	Region	England
% of FP17s for the same patient ID Re-attending within 3 months - Children	282	4,015	7.0%	10.3%	11.9%	11.8%
% of FP17s for the same patient ID Re-attending within 3 months - Adults	857	5,896	14.5%	16.0%	16.9%	15.7%
% of FP17s for the same patient ID Re-attending between 3 & 9 months - Children	1,408	4,015	35.1%	48.6%	48.9%	58.9%
% of FP17s for the same patient ID Re-attending between 3 & 9 months - Adults	1,708	5,896	29.0%	38.3%	38.9%	50.8%
% of FP17s for Band 1 Urgent Courses	856	8,886	9.6%	11.1%	10.7%	9.1%
% of FP17s Relating to Free Repair or Replacements	49	8,886	0.6%	0.5%	0.5%	0.8%
% of FP17s Relating to Continuations	179	8,886	2.0%	0.5%	0.7%	0.9%
% of Patients satisfied with the dentistry they have received	5	5	N/A	86.8%	89.1%	92.5%
% of Patients satisfied with the time they had to wait for an appointment	4	5	N/A	83.1%	83.1%	87.0%

* This is based on patients treated on this contract for their most recent course of treatment. Figures in italics indicate the base number of FP17s or Patient Questionnaire responses are less than 100. N/A is shown where the base number of responses is less than 10 during the period. % is calculated as Quantity/Base number*100

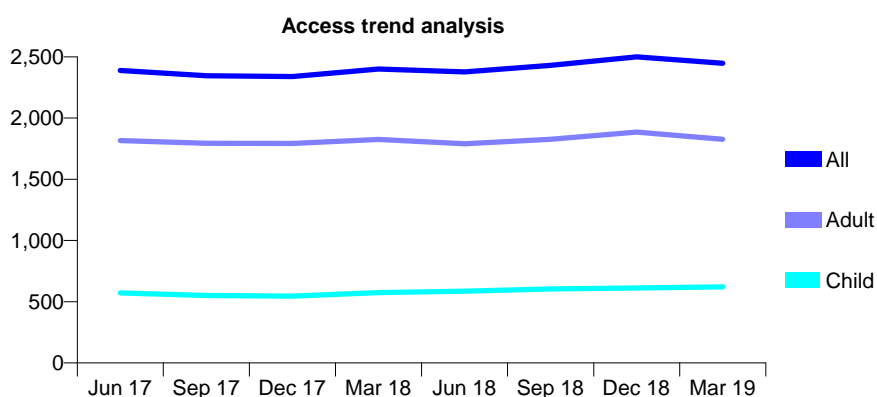
Q62 - Vital Signs At a Glance Contract Report for 657433/0002 - March 2019

Name or company name	MR P KUMAR
Contract type name	GDS Contract
Purpose of contract	General
Contract start date	01/04/2011
Contract end date	

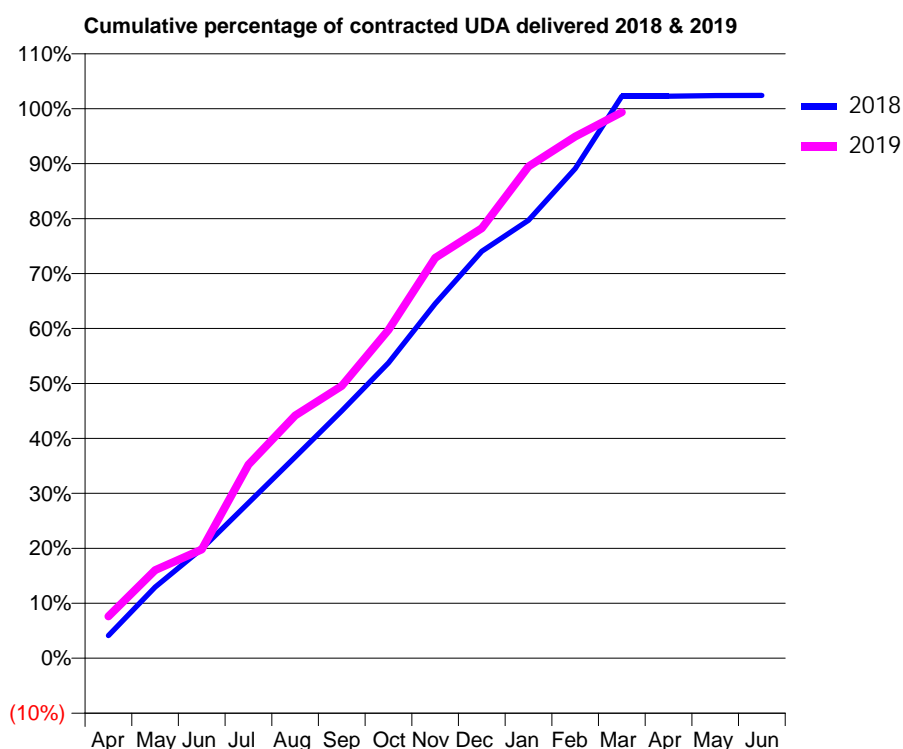
18/19 Contracted general activity (UDA)	5,191
Carry forward general activity (UDA)	-104
18/19 Contracted orthodontic activity (UOA)	0
Carry forward orthodontic activity (UOA)	0
Baseline contract value	£205,055.07

ACCESS*

Patients seen in 24 months	Total	Change since previous quarter
Quarter ending March 2018	2,400	
Quarter ending June 2018	2,377	→
Quarter ending September 2018	2,431	↑
Quarter ending December 2018	2,499	↑
Quarter ending March 2019	2,448	↓
Variance since March 2018	2.0%	↑



ACTIVITY



Month	Adjusted Scheduled Activity (UDA)	
	2018	2019
April	213	397
May	672	832
June	1,033	1,027
July	1,466	1,828
August	1,901	2,292
September	2,336	2,572
October	2,789	3,101
November	3,349	3,782
December	3,844	4,062
January	4,137	4,645
February	4,625	4,927
March	5,309	5,157
April	5,309	
May	5,314	
June	5,315	

QUALITY

	Quantity	Base Number	Contract	AT	Region	England
% of FP17s for the same patient ID Re-attending within 3 months - Children	52	656	7.9%	10.3%	11.9%	11.8%
% of FP17s for the same patient ID Re-attending within 3 months - Adults	202	1,620	12.5%	16.0%	16.9%	15.7%
% of FP17s for the same patient ID Re-attending between 3 & 9 months - Children	225	656	34.3%	48.6%	48.9%	58.9%
% of FP17s for the same patient ID Re-attending between 3 & 9 months - Adults	378	1,620	23.3%	38.3%	38.9%	50.8%
% of FP17s for Band 1 Urgent Courses	153	1,669	9.2%	11.1%	10.7%	9.1%
% of FP17s Relating to Free Repair or Replacements	16	1,669	1.0%	0.5%	0.5%	0.8%
% of FP17s Relating to Continuations	33	1,669	2.0%	0.5%	0.7%	0.9%
% of Patients satisfied with the dentistry they have received	1	1	N/A	86.8%	89.1%	92.5%
% of Patients satisfied with the time they had to wait for an appointment	1	1	N/A	83.1%	83.1%	87.0%

* This is based on patients treated on this contract for their most recent course of treatment. Figures in italics indicate the base number of FP17s or Patient Questionnaire responses are less than 100. N/A is shown where the base number of responses is less than 10 during the period. % is calculated as Quantity/Base number*100

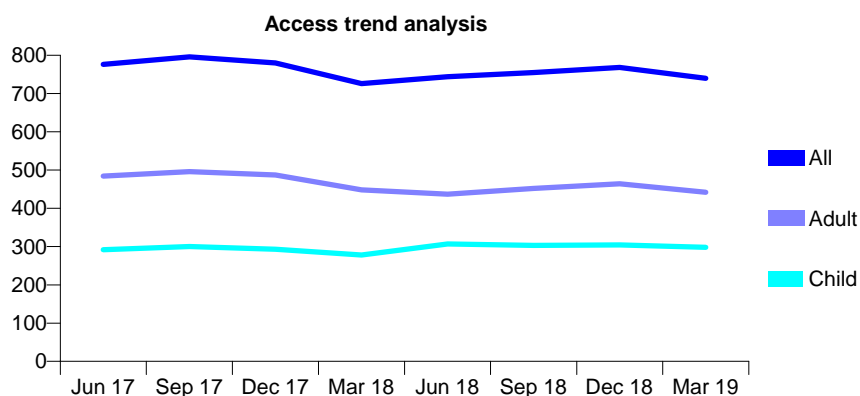
Q62 - Vital Signs At a Glance Contract Report for 660108/0001 - March 2019

Name or company name	MR DS SOHAL
Contract type name	GDS Contract
Purpose of contract	General
Contract start date	01/04/2006
Contract end date	

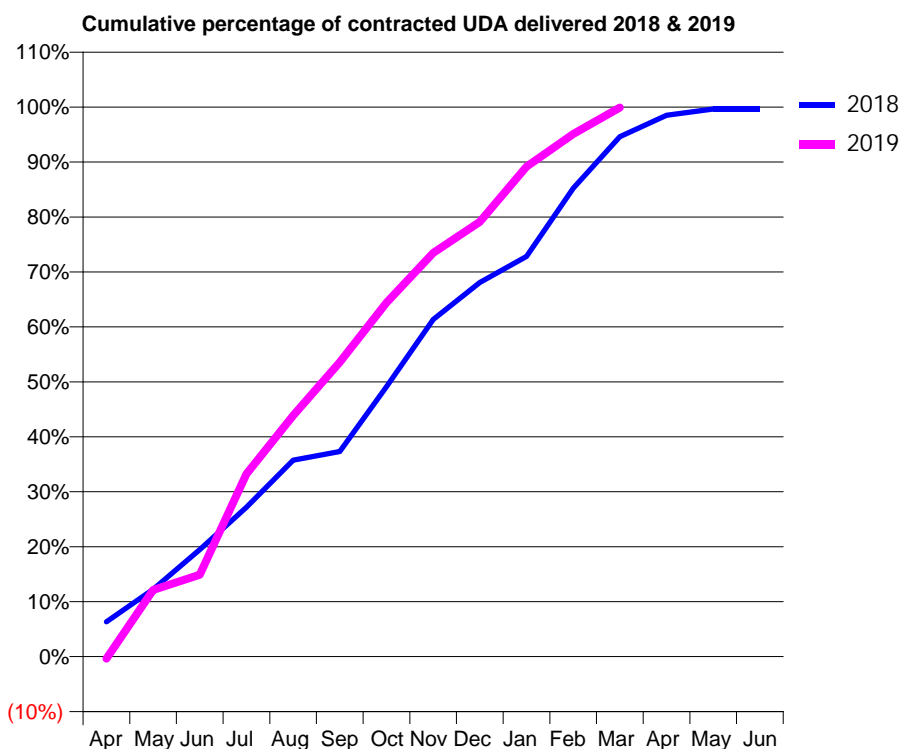
18/19 Contracted general activity (UDA)	2,097
Carry forward general activity (UDA)	8
18/19 Contracted orthodontic activity (UOA)	0
Carry forward orthodontic activity (UOA)	0
Baseline contract value	£52,283.87

ACCESS*

Patients seen in 24 months	Total	Change since previous quarter
Quarter ending March 2018	726	
Quarter ending June 2018	744	↑
Quarter ending September 2018	755	→
Quarter ending December 2018	768	→
Quarter ending March 2019	740	↓
Variance since March 2018	1.9%	→



ACTIVITY



Month	Adjusted Scheduled Activity (UDA)	
	2018	2019
April	133	-8
May	257	254
June	408	312
July	570	697
August	750	920
September	783	1,123
October	1,030	1,350
November	1,287	1,541
December	1,428	1,659
January	1,527	1,870
February	1,788	1,994
March	1,984	2,095
April	2,066	
May	2,089	
June	2,089	

QUALITY

	Quantity	Base Number	Contract	AT	Region	England
% of FP17s for the same patient ID Re-attending within 3 months - Children	24	359	6.7%	10.3%	11.9%	11.8%
% of FP17s for the same patient ID Re-attending within 3 months - Adults	82	500	16.4%	16.0%	16.9%	15.7%
% of FP17s for the same patient ID Re-attending between 3 & 9 months - Children	136	359	37.9%	48.6%	48.9%	58.9%
% of FP17s for the same patient ID Re-attending between 3 & 9 months - Adults	163	500	32.6%	38.3%	38.9%	50.8%
% of FP17s for Band 1 Urgent Courses	76	807	9.4%	11.1%	10.7%	9.1%
% of FP17s Relating to Free Repair or Replacements	7	807	0.9%	0.5%	0.5%	0.8%
% of FP17s Relating to Continuations	1	807	0.1%	0.5%	0.7%	0.9%
% of Patients satisfied with the dentistry they have received	0	0	N/A	86.8%	89.1%	92.5%
% of Patients satisfied with the time they had to wait for an appointment	0	0	N/A	83.1%	83.1%	87.0%

* This is based on patients treated on this contract for their most recent course of treatment. Figures in italics indicate the base number of FP17s or Patient Questionnaire responses are less than 100. N/A is shown where the base number of responses is less than 10 during the period. % is calculated as Quantity/Base number*100

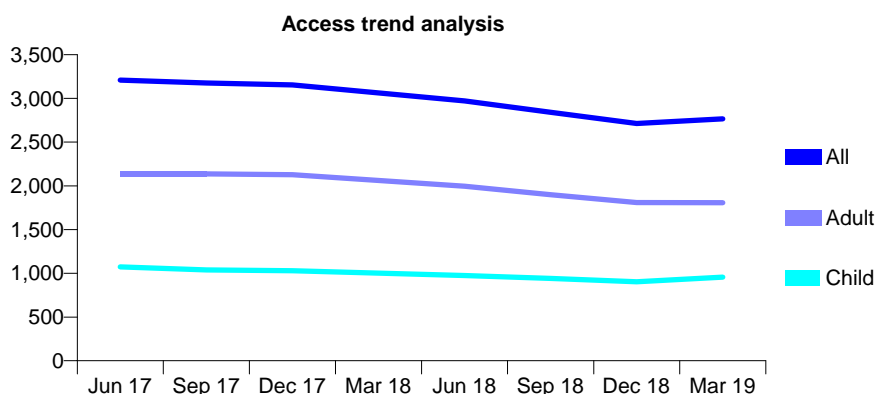
Q62 - Vital Signs At a Glance Contract Report for 660175/0001 - March 2019

Name or company name	RNSN Dental Care
Contract type name	GDS Contract
Purpose of contract	General
Contract start date	01/04/2006
Contract end date	

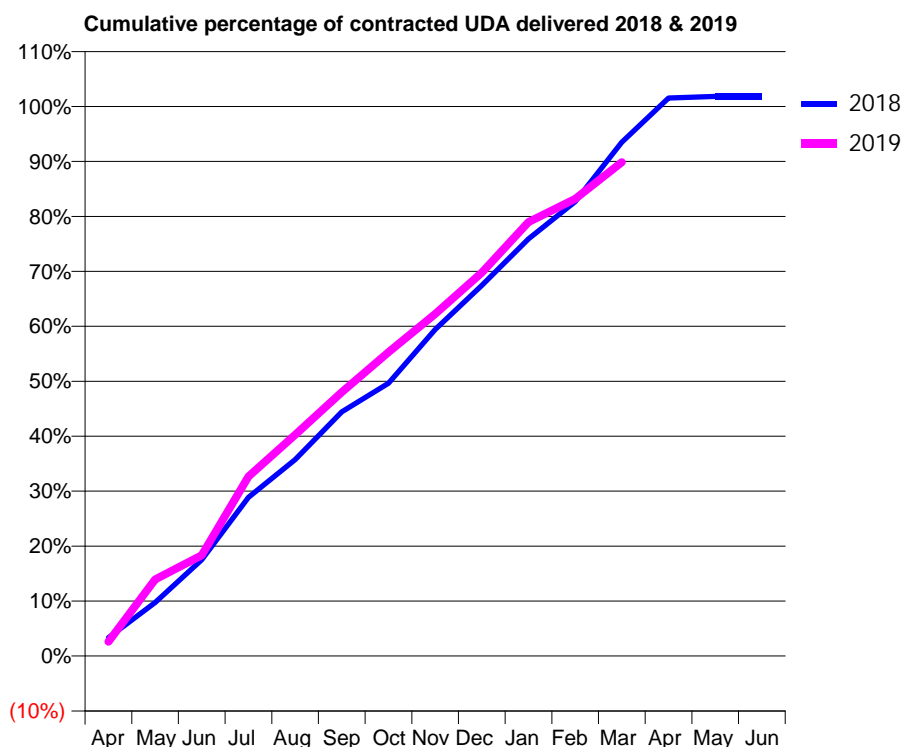
18/19 Contracted general activity (UDA)	10,063
Carry forward general activity (UDA)	-181
18/19 Contracted orthodontic activity (UOA)	0
Carry forward orthodontic activity (UOA)	0
Baseline contract value	£282,408.20

ACCESS*

Patients seen in 24 months	Total	Change since previous quarter
Quarter ending March 2018	3,063	
Quarter ending June 2018	2,971	↓
Quarter ending September 2018	2,841	↓
Quarter ending December 2018	2,713	↓
Quarter ending March 2019	2,765	→
Variance since March 2018	(9.7%)	↓



ACTIVITY



Month	Adjusted Scheduled Activity (UDA)	
	2018	2019
April	335	263
May	981	1,403
June	1,762	1,846
July	2,904	3,285
August	3,597	4,052
September	4,470	4,832
October	4,995	5,563
November	5,980	6,264
December	6,784	7,020
January	7,640	7,948
February	8,320	8,371
March	9,408	9,041
April	10,216	
May	10,244	
June	10,244	

QUALITY

	Quantity	Base Number	Contract	AT	Region	England
% of FP17s for the same patient ID Re-attending within 3 months - Children	52	901	5.8%	10.3%	11.9%	11.8%
% of FP17s for the same patient ID Re-attending within 3 months - Adults	255	1,764	14.5%	16.0%	16.9%	15.7%
% of FP17s for the same patient ID Re-attending between 3 & 9 months - Children	206	901	22.9%	48.6%	48.9%	58.9%
% of FP17s for the same patient ID Re-attending between 3 & 9 months - Adults	494	1,764	28.0%	38.3%	38.9%	50.8%
% of FP17s for Band 1 Urgent Courses	402	2,485	16.2%	11.1%	10.7%	9.1%
% of FP17s Relating to Free Repair or Replacements	1	2,485	0.0%	0.5%	0.5%	0.8%
% of FP17s Relating to Continuations	15	2,485	0.6%	0.5%	0.7%	0.9%
% of Patients satisfied with the dentistry they have received	2	2	N/A	86.8%	89.1%	92.5%
% of Patients satisfied with the time they had to wait for an appointment	2	2	N/A	83.1%	83.1%	87.0%

* This is based on patients treated on this contract for their most recent course of treatment.

Figures in italics indicate the base number of FP17s or Patient Questionnaire responses are less than 100. N/A is shown where the base number of responses is less than 10 during the period. % is calculated as Quantity/Base number*100

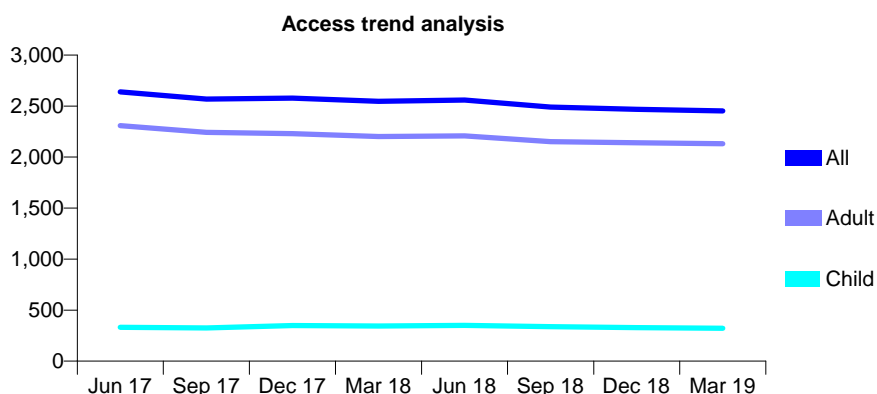
Q62 - Vital Signs At a Glance Contract Report for 660493/0001 - March 2019

Name or company name	MR AD DE LA VALETTE
Contract type name	GDS Contract
Purpose of contract	General
Contract start date	01/04/2006
Contract end date	

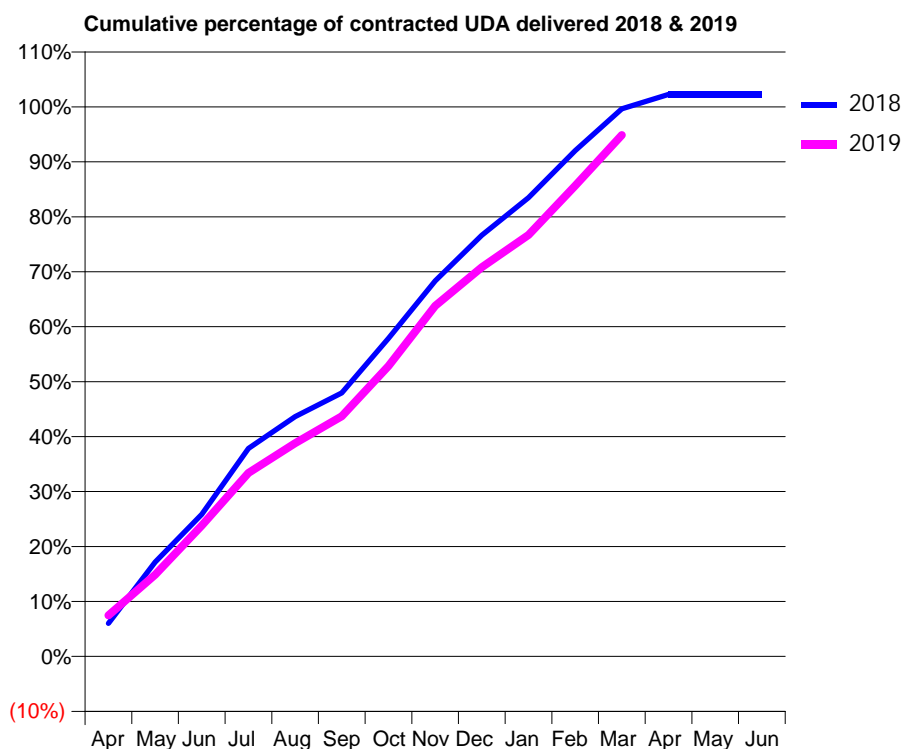
18/19 Contracted general activity (UDA)	15,171
Carry forward general activity (UDA)	-303
18/19 Contracted orthodontic activity (UOA)	0
Carry forward orthodontic activity (UOA)	0
Baseline contract value	£534,320.08

ACCESS*

Patients seen in 24 months	Total	Change since previous quarter
Quarter ending March 2018	2,547	
Quarter ending June 2018	2,559	→
Quarter ending September 2018	2,489	↓
Quarter ending December 2018	2,469	→
Quarter ending March 2019	2,453	→
Variance since March 2018	(3.7%)	↓



ACTIVITY



Month	Adjusted Scheduled Activity (UDA)	
	2018	2019
April	910	1,135
May	2,606	2,255
June	3,921	3,613
July	5,742	5,069
August	6,622	5,890
September	7,275	6,627
October	8,784	8,015
November	10,369	9,676
December	11,629	10,740
January	12,663	11,636
February	13,962	12,995
March	15,116	14,391
April	15,517	
May	15,517	
June	15,515	

QUALITY

	Quantity	Base Number	Contract	AT	Region	England
% of FP17s for the same patient ID Re-attending within 3 months - Children	17	309	5.5%	10.3%	11.9%	11.8%
% of FP17s for the same patient ID Re-attending within 3 months - Adults	242	1,857	13.0%	16.0%	16.9%	15.7%
% of FP17s for the same patient ID Re-attending between 3 & 9 months - Children	119	309	38.5%	48.6%	48.9%	58.9%
% of FP17s for the same patient ID Re-attending between 3 & 9 months - Adults	580	1,857	31.2%	38.3%	38.9%	50.8%
% of FP17s for Band 1 Urgent Courses	131	2,097	6.2%	11.1%	10.7%	9.1%
% of FP17s Relating to Free Repair or Replacements	34	2,097	1.6%	0.5%	0.5%	0.8%
% of FP17s Relating to Continuations	4	2,097	0.2%	0.5%	0.7%	0.9%
% of Patients satisfied with the dentistry they have received	0	0	N/A	86.8%	89.1%	92.5%
% of Patients satisfied with the time they had to wait for an appointment	0	0	N/A	83.1%	83.1%	87.0%

* This is based on patients treated on this contract for their most recent course of treatment. Figures in italics indicate the base number of FP17s or Patient Questionnaire responses are less than 100. N/A is shown where the base number of responses is less than 10 during the period. % is calculated as Quantity/Base number*100

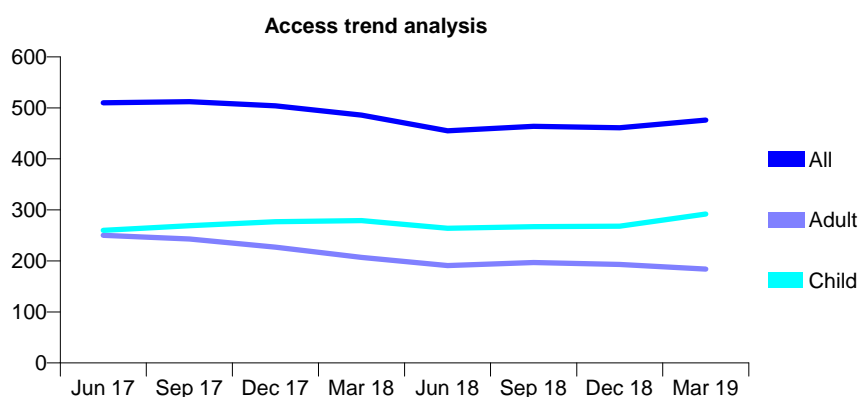
Q62 - Vital Signs At a Glance Contract Report for 661651/0001 - March 2019

Name or company name	MR I RAI
Contract type name	GDS Contract
Purpose of contract	General
Contract start date	01/04/2014
Contract end date	

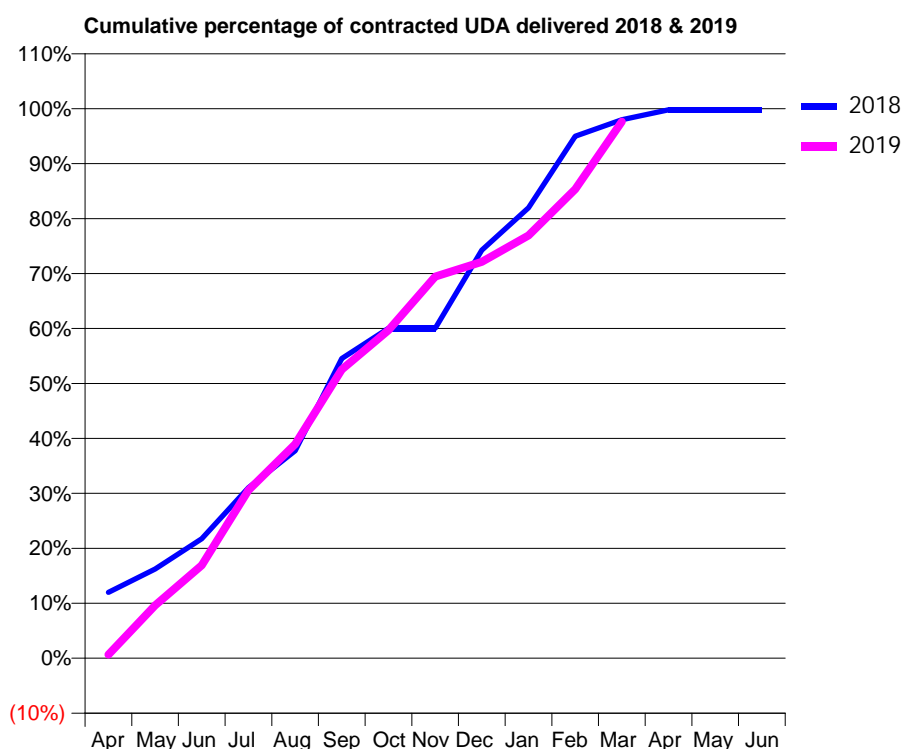
18/19 Contracted general activity (UDA)	893
Carry forward general activity (UDA)	2
18/19 Contracted orthodontic activity (UOA)	0
Carry forward orthodontic activity (UOA)	0
Baseline contract value	£22,127.46

ACCESS*

Patients seen in 24 months	Total	Change since previous quarter
Quarter ending March 2018	486	
Quarter ending June 2018	455	↓
Quarter ending September 2018	464	→
Quarter ending December 2018	461	→
Quarter ending March 2019	476	↑
Variance since March 2018	(2.1%)	↓



ACTIVITY



Adjusted Scheduled Activity (UDA)		
Month	2018	2019
April	107	6
May	145	86
June	194	151
July	277	273
August	337	348
September	487	469
October	536	533
November	536	620
December	663	644
January	732	687
February	848	762
March	875	872
April	891	
May	891	
June	891	

QUALITY

	Quantity	Base Number	Contract	AT	Region	England
% of FP17s for the same patient ID Re-attending within 3 months - Children	9	327	2.8%	10.3%	11.9%	11.8%
% of FP17s for the same patient ID Re-attending within 3 months - Adults	6	117	5.1%	16.0%	16.9%	15.7%
% of FP17s for the same patient ID Re-attending between 3 & 9 months - Children	151	327	46.2%	48.6%	48.9%	58.9%
% of FP17s for the same patient ID Re-attending between 3 & 9 months - Adults	26	117	22.2%	38.3%	38.9%	50.8%
% of FP17s for Band 1 Urgent Courses	0	434	0.0%	11.1%	10.7%	9.1%
% of FP17s Relating to Free Repair or Replacements	0	434	0.0%	0.5%	0.5%	0.8%
% of FP17s Relating to Continuations	6	434	1.4%	0.5%	0.7%	0.9%
% of Patients satisfied with the dentistry they have received	0	0	N/A	86.8%	89.1%	92.5%
% of Patients satisfied with the time they had to wait for an appointment	0	0	N/A	83.1%	83.1%	87.0%

* This is based on patients treated on this contract for their most recent course of treatment.

Figures in italics indicate the base number of FP17s or Patient Questionnaire responses are less than 100. N/A is shown where the base number of responses is less than 10 during the period. % is calculated as Quantity/Base number*100

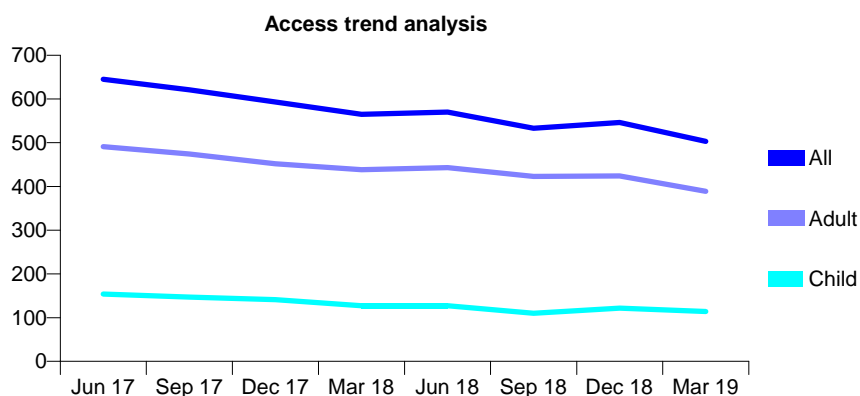
Q62 - Vital Signs At a Glance Contract Report for 675237/0001 - March 2019

Name or company name	MR M FARHANG HAERI
Contract type name	GDS Contract
Purpose of contract	General
Contract start date	01/04/2006
Contract end date	

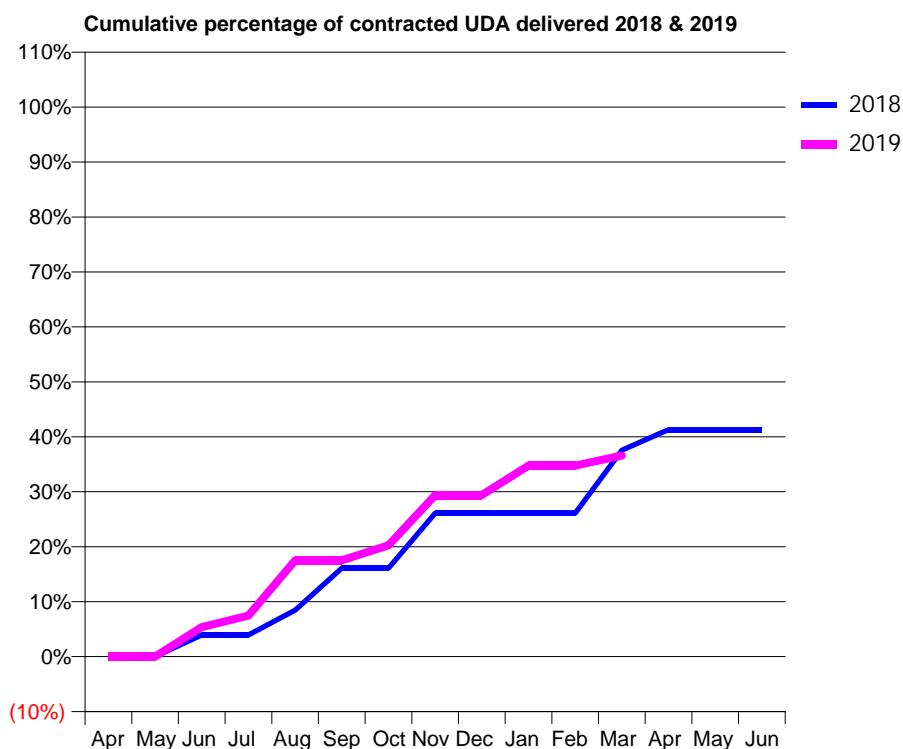
18/19 Contracted general activity (UDA)	2,365
Carry forward general activity (UDA)	0
18/19 Contracted orthodontic activity (UOA)	0
Carry forward orthodontic activity (UOA)	0
Baseline contract value	£69,385.01

ACCESS*

Patients seen in 24 months	Total	Change since previous quarter
Quarter ending March 2018	565	
Quarter ending June 2018	570	→
Quarter ending September 2018	533	↓
Quarter ending December 2018	546	↑
Quarter ending March 2019	503	↓
Variance since March 2018	(11.0%)	↓



ACTIVITY



Month	Adjusted Scheduled Activity (UDA)	
	2018	2019
April	0	0
May	0	0
June	93	127
July	93	177
August	200	414
September	381	414
October	381	479
November	617	695
December	617	695
January	617	822
February	617	822
March	888	865
April	977	
May	977	
June	977	

QUALITY

	Quantity	Base Number	Contract	AT	Region	England
% of FP17s for the same patient ID Re-attending within 3 months - Children	0	84	0.0%	10.3%	11.9%	11.8%
% of FP17s for the same patient ID Re-attending within 3 months - Adults	3	293	1.0%	16.0%	16.9%	15.7%
% of FP17s for the same patient ID Re-attending between 3 & 9 months - Children	22	84	26.2%	48.6%	48.9%	58.9%
% of FP17s for the same patient ID Re-attending between 3 & 9 months - Adults	78	293	26.6%	38.3%	38.9%	50.8%
% of FP17s for Band 1 Urgent Courses	1	340	0.3%	11.1%	10.7%	9.1%
% of FP17s Relating to Free Repair or Replacements	0	340	0.0%	0.5%	0.5%	0.8%
% of FP17s Relating to Continuations	0	340	0.0%	0.5%	0.7%	0.9%
% of Patients satisfied with the dentistry they have received	0	0	N/A	86.8%	89.1%	92.5%
% of Patients satisfied with the time they had to wait for an appointment	0	0	N/A	83.1%	83.1%	87.0%

* This is based on patients treated on this contract for their most recent course of treatment. Figures in italics indicate the base number of FP17s or Patient Questionnaire responses are less than 100. N/A is shown where the base number of responses is less than 10 during the period. % is calculated as Quantity/Base number*100

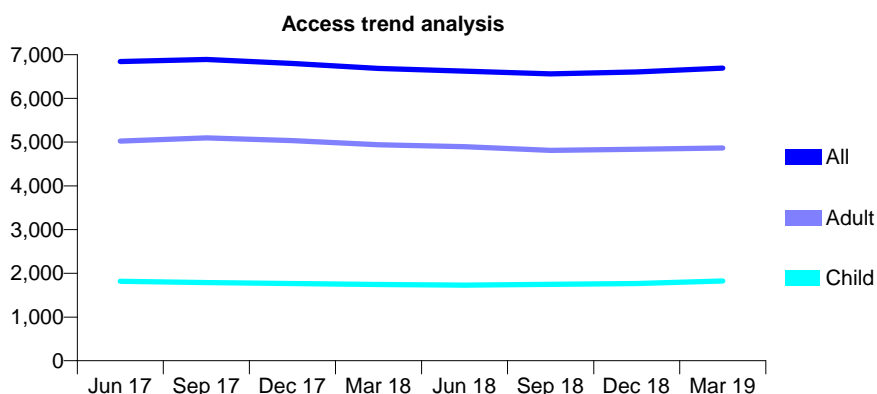
Q62 - Vital Signs At a Glance Contract Report for 676713/0001 - March 2019

Name or company name	MR K KAVIANI
Contract type name	GDS Contract
Purpose of contract	General
Contract start date	01/04/2006
Contract end date	

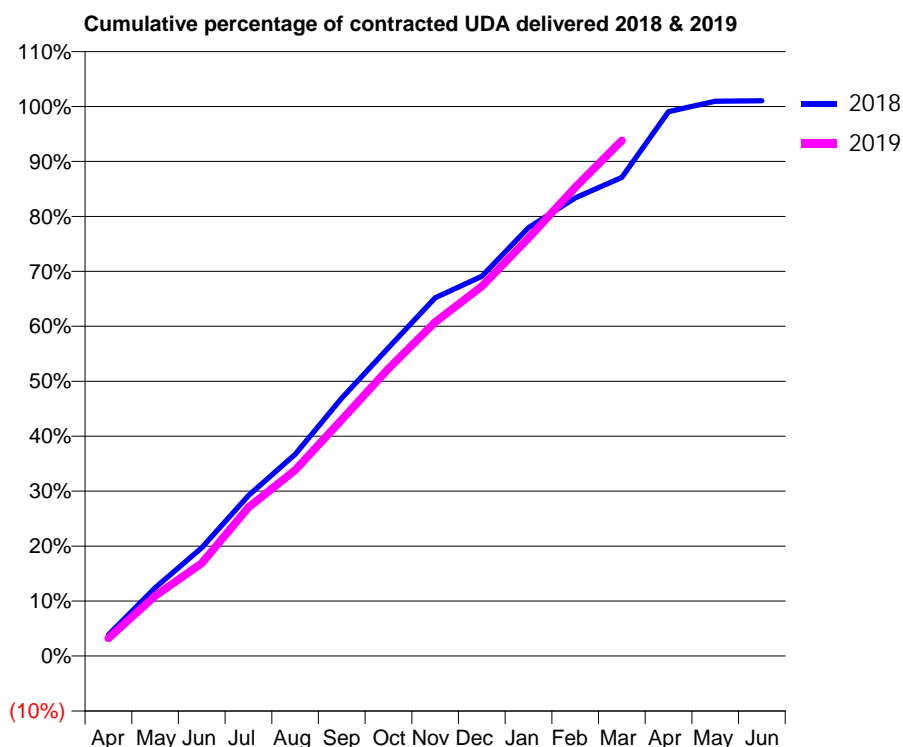
18/19 Contracted general activity (UDA)	17,508
Carry forward general activity (UDA)	-182
18/19 Contracted orthodontic activity (UOA)	0
Carry forward orthodontic activity (UOA)	0
Baseline contract value	£533,754.50

ACCESS*

Patients seen in 24 months	Total	Change since previous quarter
Quarter ending March 2018	6,685	
Quarter ending June 2018	6,624	→
Quarter ending September 2018	6,558	→
Quarter ending December 2018	6,604	→
Quarter ending March 2019	6,693	→
Variance since March 2018	0.1%	→



ACTIVITY



Month	Adjusted Scheduled Activity (UDA)	
	2018	2019
April	678	569
May	2,178	1,914
June	3,451	2,957
July	5,113	4,735
August	6,425	5,923
September	8,214	7,526
October	9,825	9,156
November	11,412	10,637
December	12,099	11,777
January	13,643	13,317
February	14,595	14,932
March	15,247	16,419
April	17,341	
May	17,671	
June	17,690	

QUALITY

	Quantity	Base Number	Contract	AT	Region	England
% of FP17s for the same patient ID Re-attending within 3 months - Children	170	2,057	8.3%	10.3%	11.9%	11.8%
% of FP17s for the same patient ID Re-attending within 3 months - Adults	1,189	5,778	20.6%	16.0%	16.9%	15.7%
% of FP17s for the same patient ID Re-attending between 3 & 9 months - Children	540	2,057	26.3%	48.6%	48.9%	58.9%
% of FP17s for the same patient ID Re-attending between 3 & 9 months - Adults	1,617	5,778	28.0%	38.3%	38.9%	50.8%
% of FP17s for Band 1 Urgent Courses	810	6,325	12.8%	11.1%	10.7%	9.1%
% of FP17s Relating to Free Repair or Replacements	169	6,325	2.7%	0.5%	0.5%	0.8%
% of FP17s Relating to Continuations	102	6,325	1.6%	0.5%	0.7%	0.9%
% of Patients satisfied with the dentistry they have received	1	1	N/A	86.8%	89.1%	92.5%
% of Patients satisfied with the time they had to wait for an appointment	1	1	N/A	83.1%	83.1%	87.0%

* This is based on patients treated on this contract for their most recent course of treatment. Figures in italics indicate the base number of FP17s or Patient Questionnaire responses are less than 100. N/A is shown where the base number of responses is less than 10 during the period. % is calculated as Quantity/Base number*100

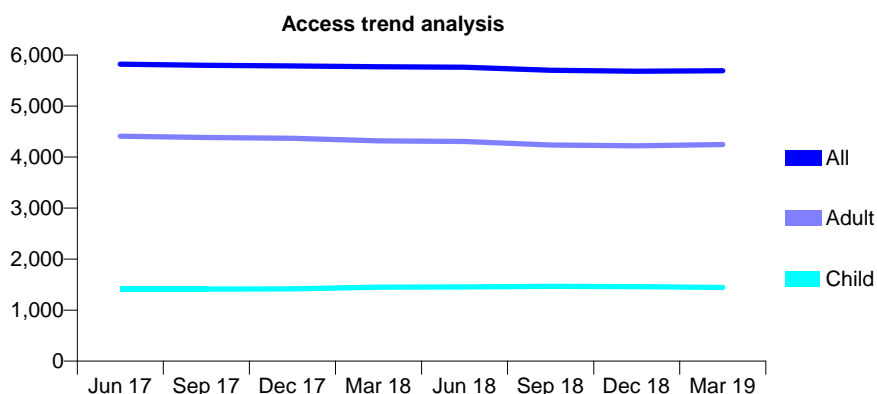
Q62 - Vital Signs At a Glance Contract Report for 676721/0001 - March 2019

Name or company name	MISS AM PATEL
Contract type name	GDS Contract
Purpose of contract	General
Contract start date	01/05/2008
Contract end date	

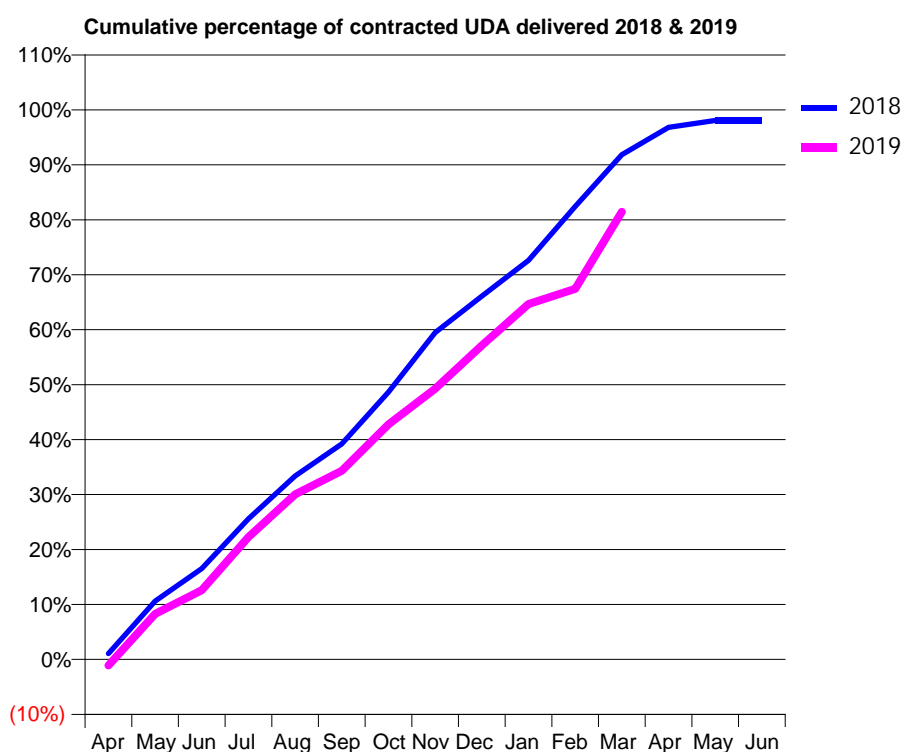
18/19 Contracted general activity (UDA)	19,880
Carry forward general activity (UDA)	385
18/19 Contracted orthodontic activity (UOA)	0
Carry forward orthodontic activity (UOA)	0
Baseline contract value	£618,447.20

ACCESS*

Patients seen in 24 months	Total	Change since previous quarter
Quarter ending March 2018	5,770	
Quarter ending June 2018	5,760	→
Quarter ending September 2018	5,703	→
Quarter ending December 2018	5,682	→
Quarter ending March 2019	5,693	→
Variance since March 2018	(1.3%)	↓



ACTIVITY



Month	2018	2019
April	210	-218
May	2,110	1,646
June	3,289	2,506
July	5,089	4,425
August	6,642	5,972
September	7,799	6,822
October	9,668	8,504
November	11,828	9,795
December	13,138	11,357
January	14,438	12,853
February	16,388	13,406
March	18,257	16,192
April	19,246	
May	19,495	
June	19,495	

QUALITY

	Quantity	Base Number	Contract	AT	Region	England
% of FP17s for the same patient ID Re-attending within 3 months - Children	96	1,515	6.3%	10.3%	11.9%	11.8%
% of FP17s for the same patient ID Re-attending within 3 months - Adults	655	4,613	14.2%	16.0%	16.9%	15.7%
% of FP17s for the same patient ID Re-attending between 3 & 9 months - Children	541	1,515	35.7%	48.6%	48.9%	58.9%
% of FP17s for the same patient ID Re-attending between 3 & 9 months - Adults	1,819	4,613	39.4%	38.3%	38.9%	50.8%
% of FP17s for Band 1 Urgent Courses	789	5,779	13.7%	11.1%	10.7%	9.1%
% of FP17s Relating to Free Repair or Replacements	11	5,779	0.2%	0.5%	0.5%	0.8%
% of FP17s Relating to Continuations	29	5,779	0.5%	0.5%	0.7%	0.9%
% of Patients satisfied with the dentistry they have received	3	3	N/A	86.8%	89.1%	92.5%
% of Patients satisfied with the time they had to wait for an appointment	3	3	N/A	83.1%	83.1%	87.0%

* This is based on patients treated on this contract for their most recent course of treatment. Figures in italics indicate the base number of FP17s or Patient Questionnaire responses are less than 100. N/A is shown where the base number of responses is less than 10 during the period. % is calculated as Quantity/Base number*100

Q62 - Vital Signs At a Glance Contract Report for 677019/0001 - March 2019

Name or company name	Bhavish Thakrar and Jayesh Kotecha
Contract type name	GDS Contract
Purpose of contract	General
Contract start date	01/04/2006
Contract end date	

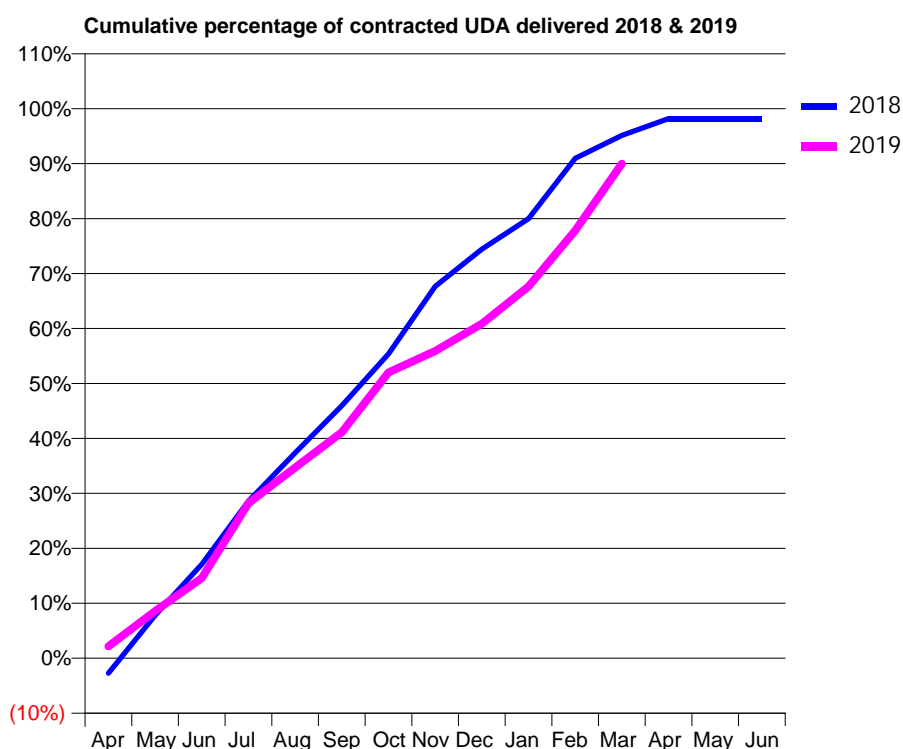
18/19 Contracted general activity (UDA)	6,359
Carry forward general activity (UDA)	116
18/19 Contracted orthodontic activity (UOA)	0
Carry forward orthodontic activity (UOA)	0
Baseline contract value	£228,873.46

ACCESS*

Patients seen in 24 months	Total	Change since previous quarter
Quarter ending March 2018	1,696	
Quarter ending June 2018	1,716	→
Quarter ending September 2018	1,746	→
Quarter ending December 2018	1,633	↓
Quarter ending March 2019	1,550	↓
Variance since March 2018	(8.6%)	↓



ACTIVITY



Month	2018	2019
April	-174	139
May	498	545
June	1,087	927
July	1,817	1,794
August	2,378	2,206
September	2,922	2,613
October	3,522	3,306
November	4,303	3,554
December	4,732	3,870
January	5,087	4,301
February	5,784	4,949
March	6,049	5,721
April	6,244	
May	6,243	
June	6,243	

QUALITY

	Quantity	Base Number	Contract	AT	Region	England
% of FP17s for the same patient ID Re-attending within 3 months - Children	19	305	6.2%	10.3%	11.9%	11.8%
% of FP17s for the same patient ID Re-attending within 3 months - Adults	205	1,312	15.6%	16.0%	16.9%	15.7%
% of FP17s for the same patient ID Re-attending between 3 & 9 months - Children	106	305	34.8%	48.6%	48.9%	58.9%
% of FP17s for the same patient ID Re-attending between 3 & 9 months - Adults	357	1,312	27.2%	38.3%	38.9%	50.8%
% of FP17s for Band 1 Urgent Courses	206	1,580	13.0%	11.1%	10.7%	9.1%
% of FP17s Relating to Free Repair or Replacements	9	1,580	0.6%	0.5%	0.5%	0.8%
% of FP17s Relating to Continuations	10	1,580	0.6%	0.5%	0.7%	0.9%
% of Patients satisfied with the dentistry they have received	1	1	N/A	86.8%	89.1%	92.5%
% of Patients satisfied with the time they had to wait for an appointment	1	1	N/A	83.1%	83.1%	87.0%

* This is based on patients treated on this contract for their most recent course of treatment.

Figures in italics indicate the base number of FP17s or Patient Questionnaire responses are less than 100. N/A is shown where the base number of responses is less than 10 during the period. % is calculated as Quantity/Base number*100

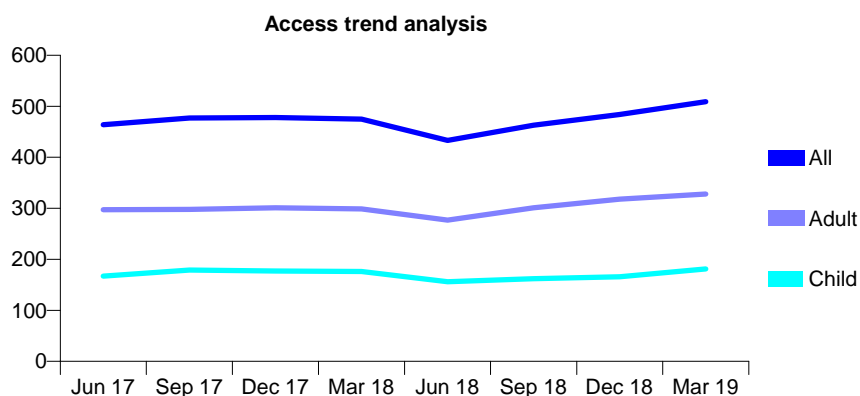
Q62 - Vital Signs At a Glance Contract Report for 678635/0001 - March 2019

Name or company name	Zabihi and Partners
Contract type name	GDS Contract
Purpose of contract	General
Contract start date	01/04/2006
Contract end date	

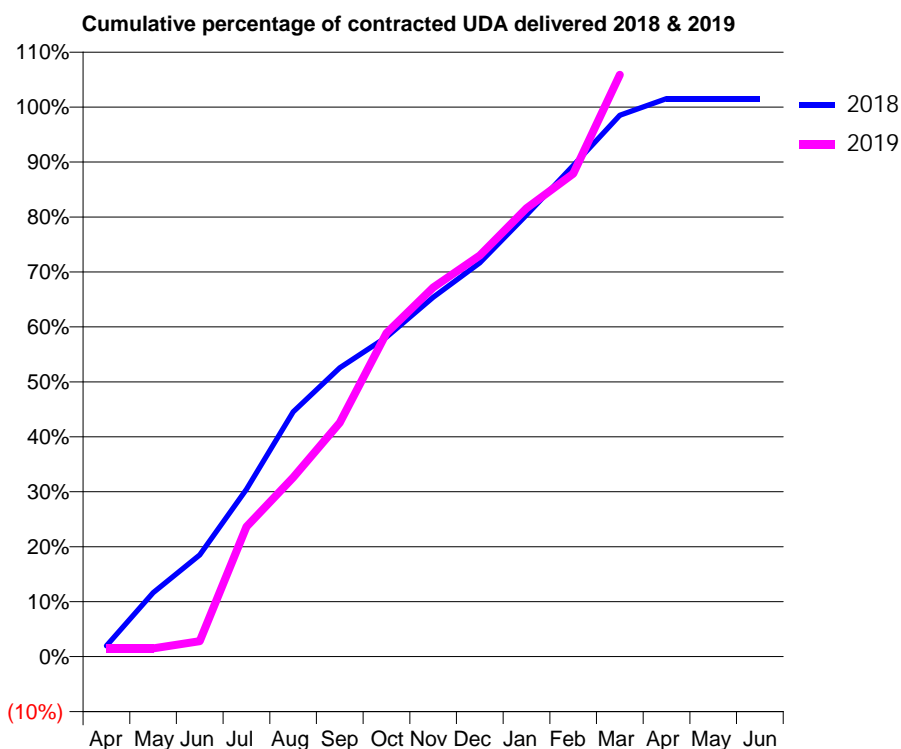
18/19 Contracted general activity (UDA)	1,263
Carry forward general activity (UDA)	-19
18/19 Contracted orthodontic activity (UOA)	0
Carry forward orthodontic activity (UOA)	0
Baseline contract value	£31,979.40

ACCESS*

Patients seen in 24 months	Total	Change since previous quarter
Quarter ending March 2018	475	
Quarter ending June 2018	433	↓
Quarter ending September 2018	463	↑
Quarter ending December 2018	484	↑
Quarter ending March 2019	509	↑
Variance since March 2018	7.2%	↑



ACTIVITY



Month	Adjusted Scheduled Activity (UDA)	
	2018	2019
April	25	19
May	147	19
June	234	36
July	385	299
August	563	412
September	664	538
October	734	744
November	826	848
December	905	922
January	1,015	1,031
February	1,129	1,110
March	1,244	1,337
April	1,282	
May	1,282	
June	1,282	

QUALITY

	Quantity	Base Number	Contract	AT	Region	England
% of FP17s for the same patient ID Re-attending within 3 months - Children	18	234	7.7%	10.3%	11.9%	11.8%
% of FP17s for the same patient ID Re-attending within 3 months - Adults	46	376	12.2%	16.0%	16.9%	15.7%
% of FP17s for the same patient ID Re-attending between 3 & 9 months - Children	118	234	50.4%	48.6%	48.9%	58.9%
% of FP17s for the same patient ID Re-attending between 3 & 9 months - Adults	145	376	38.6%	38.3%	38.9%	50.8%
% of FP17s for Band 1 Urgent Courses	41	595	6.9%	11.1%	10.7%	9.1%
% of FP17s Relating to Free Repair or Replacements	4	595	0.7%	0.5%	0.5%	0.8%
% of FP17s Relating to Continuations	2	595	0.3%	0.5%	0.7%	0.9%
% of Patients satisfied with the dentistry they have received	1	1	N/A	86.8%	89.1%	92.5%
% of Patients satisfied with the time they had to wait for an appointment	1	1	N/A	83.1%	83.1%	87.0%

* This is based on patients treated on this contract for their most recent course of treatment. Figures in italics indicate the base number of FP17s or Patient Questionnaire responses are less than 100. N/A is shown where the base number of responses is less than 10 during the period. % is calculated as Quantity/Base number*100

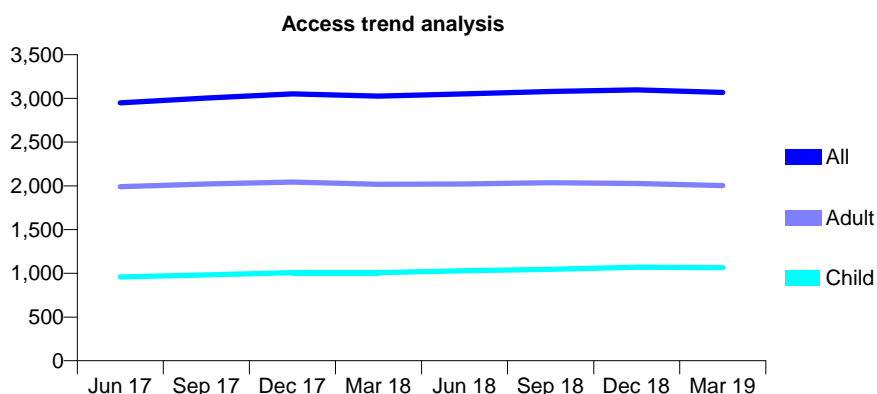
Q62 - Vital Signs At a Glance Contract Report for 679259/0001 - March 2019

Name or company name	MISS S MOVAHEDI
Contract type name	GDS Contract
Purpose of contract	General
Contract start date	01/02/2015
Contract end date	

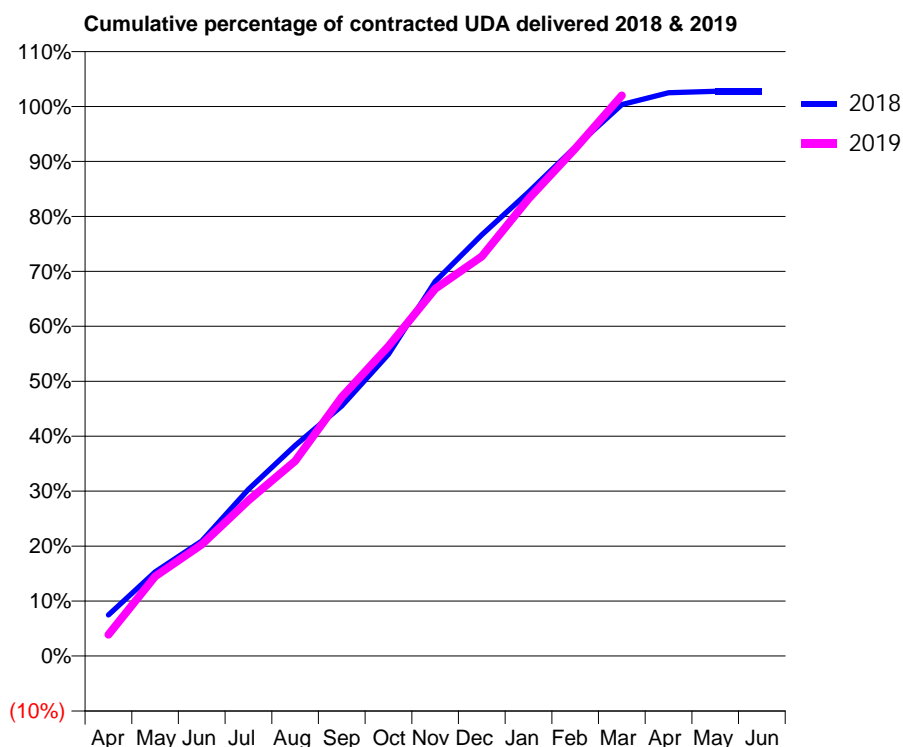
18/19 Contracted general activity (UDA)	5,094
Carry forward general activity (UDA)	-102
18/19 Contracted orthodontic activity (UOA)	0
Carry forward orthodontic activity (UOA)	0
Baseline contract value	£176,167.17

ACCESS*

Patients seen in 24 months	Total	Change since previous quarter
Quarter ending March 2018	3,027	
Quarter ending June 2018	3,051	→
Quarter ending September 2018	3,080	→
Quarter ending December 2018	3,097	→
Quarter ending March 2019	3,067	→
Variance since March 2018	1.3%	→



ACTIVITY



Month	Adjusted Scheduled Activity (UDA)	
	2018	2019
April	382	199
May	779	739
June	1,067	1,034
July	1,544	1,443
August	1,951	1,808
September	2,319	2,401
October	2,797	2,870
November	3,471	3,404
December	3,904	3,703
January	4,300	4,238
February	4,718	4,703
March	5,111	5,197
April	5,221	
May	5,235	
June	5,235	

QUALITY

	Quantity	Base Number	Contract	AT	Region	England
% of FP17s for the same patient ID Re-attending within 3 months - Children	102	1,247	8.2%	10.3%	11.9%	11.8%
% of FP17s for the same patient ID Re-attending within 3 months - Adults	392	2,139	18.3%	16.0%	16.9%	15.7%
% of FP17s for the same patient ID Re-attending between 3 & 9 months - Children	530	1,247	42.5%	48.6%	48.9%	58.9%
% of FP17s for the same patient ID Re-attending between 3 & 9 months - Adults	659	2,139	30.8%	38.3%	38.9%	50.8%
% of FP17s for Band 1 Urgent Courses	383	2,505	15.3%	11.1%	10.7%	9.1%
% of FP17s Relating to Free Repair or Replacements	10	2,505	0.4%	0.5%	0.5%	0.8%
% of FP17s Relating to Continuations	11	2,505	0.4%	0.5%	0.7%	0.9%
% of Patients satisfied with the dentistry they have received	1	1	N/A	86.8%	89.1%	92.5%
% of Patients satisfied with the time they had to wait for an appointment	1	1	N/A	83.1%	83.1%	87.0%

* This is based on patients treated on this contract for their most recent course of treatment. Figures in italics indicate the base number of FP17s or Patient Questionnaire responses are less than 100. N/A is shown where the base number of responses is less than 10 during the period. % is calculated as Quantity/Base number*100

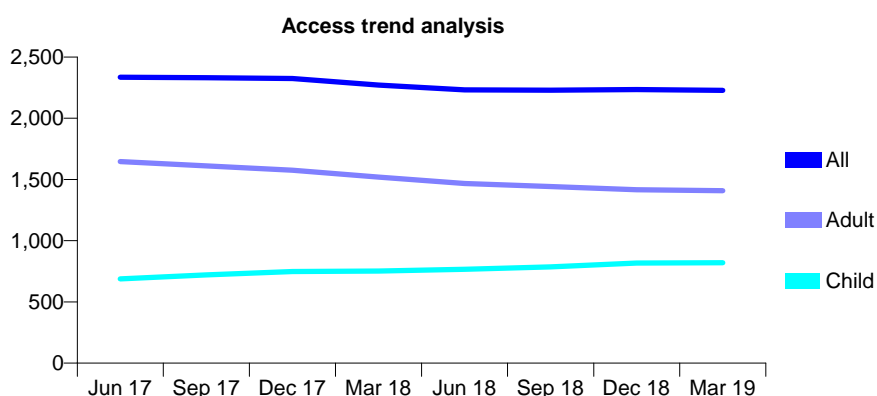
Q62 - Vital Signs At a Glance Contract Report for 679569/0001 - March 2019

Name or company name	A Aghababaei-Kachouei & S Aghababaie
Contract type name	GDS Contract
Purpose of contract	General
Contract start date	01/04/2006
Contract end date	

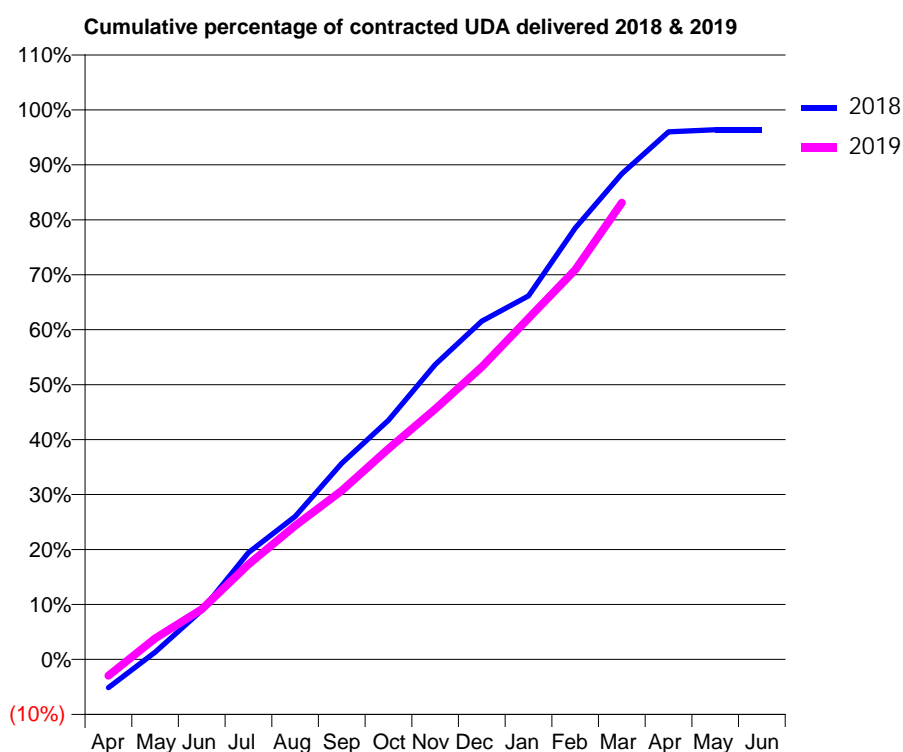
18/19 Contracted general activity (UDA)	7,475
Carry forward general activity (UDA)	270
18/19 Contracted orthodontic activity (UOA)	0
Carry forward orthodontic activity (UOA)	0
Baseline contract value	£283,710.36

ACCESS*

Patients seen in 24 months	Total	Change since previous quarter
Quarter ending March 2018	2,272	
Quarter ending June 2018	2,233	↓
Quarter ending September 2018	2,229	→
Quarter ending December 2018	2,235	→
Quarter ending March 2019	2,228	→
Variance since March 2018	(1.9%)	↓



ACTIVITY



Month	Adjusted Scheduled Activity (UDA)	
	2018	2019
April	-386	-223
May	99	286
June	667	684
July	1,453	1,293
August	1,945	1,818
September	2,667	2,296
October	3,253	2,866
November	4,012	3,405
December	4,600	3,978
January	4,945	4,640
February	5,867	5,299
March	6,605	6,211
April	7,176	
May	7,205	
June	7,205	

QUALITY

	Quantity	Base Number	Contract	AT	Region	England
% of FP17s for the same patient ID Re-attending within 3 months - Children	74	1,073	6.9%	10.3%	11.9%	11.8%
% of FP17s for the same patient ID Re-attending within 3 months - Adults	122	1,190	10.3%	16.0%	16.9%	15.7%
% of FP17s for the same patient ID Re-attending between 3 & 9 months - Children	524	1,073	48.8%	48.6%	48.9%	58.9%
% of FP17s for the same patient ID Re-attending between 3 & 9 months - Adults	313	1,190	26.3%	38.3%	38.9%	50.8%
% of FP17s for Band 1 Urgent Courses	142	2,099	6.8%	11.1%	10.7%	9.1%
% of FP17s Relating to Free Repair or Replacements	0	2,099	0.0%	0.5%	0.5%	0.8%
% of FP17s Relating to Continuations	13	2,099	0.6%	0.5%	0.7%	0.9%
% of Patients satisfied with the dentistry they have received	0	0	N/A	86.8%	89.1%	92.5%
% of Patients satisfied with the time they had to wait for an appointment	0	0	N/A	83.1%	83.1%	87.0%

* This is based on patients treated on this contract for their most recent course of treatment. Figures in italics indicate the base number of FP17s or Patient Questionnaire responses are less than 100. N/A is shown where the base number of responses is less than 10 during the period. % is calculated as Quantity/Base number*100

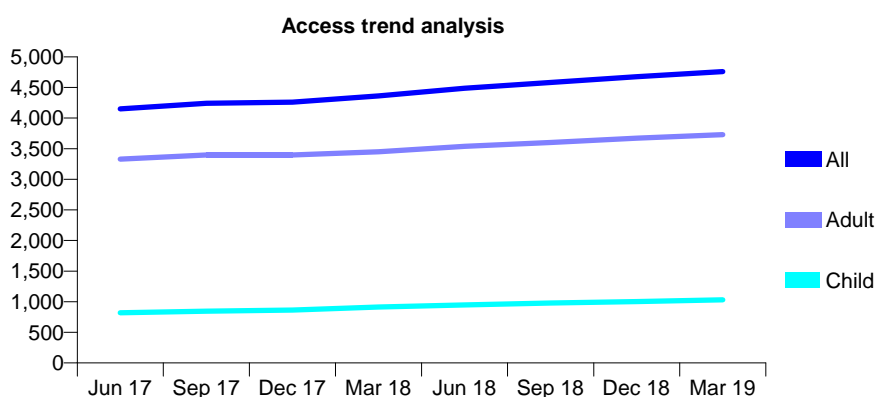
Q62 - Vital Signs At a Glance Contract Report for 686166/0001 - March 2019

Name or company name	MR R BAREZ
Contract type name	GDS Contract
Purpose of contract	General
Contract start date	01/12/2009
Contract end date	

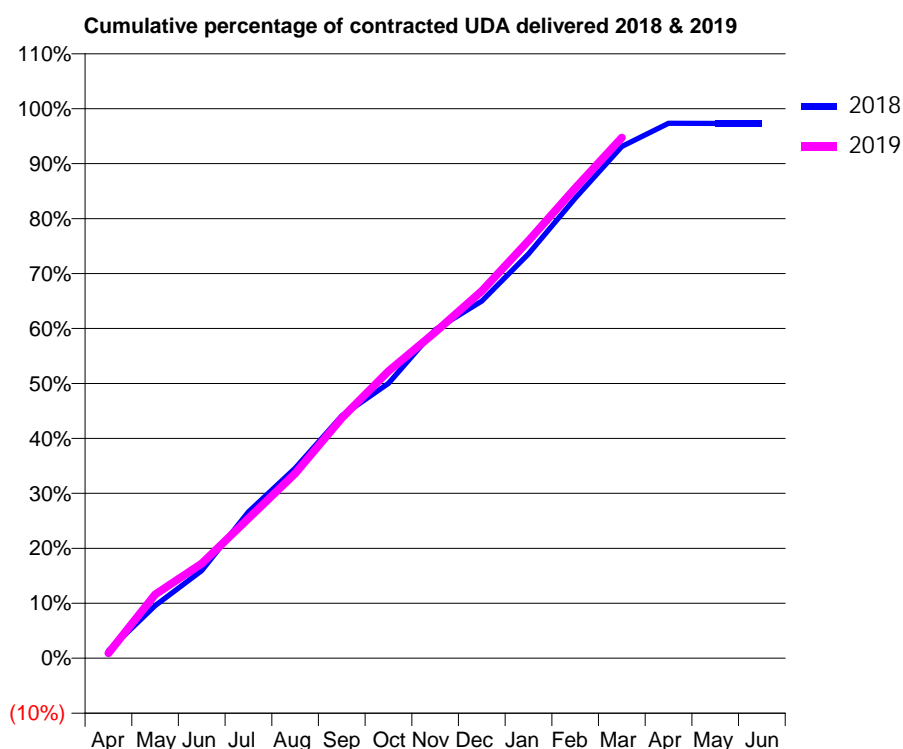
18/19 Contracted general activity (UDA)	13,132
Carry forward general activity (UDA)	354
18/19 Contracted orthodontic activity (UOA)	0
Carry forward orthodontic activity (UOA)	0
Baseline contract value	£301,374.78

ACCESS*

Patients seen in 24 months	Total	Change since previous quarter
Quarter ending March 2018	4,363	
Quarter ending June 2018	4,486	↑
Quarter ending September 2018	4,582	↑
Quarter ending December 2018	4,676	↑
Quarter ending March 2019	4,760	→
Variance since March 2018	9.1%	↑



ACTIVITY



Month	2018	2019
April	183	124
May	1,257	1,524
June	2,095	2,260
July	3,496	3,340
August	4,543	4,414
September	5,793	5,738
October	6,570	6,858
November	7,851	7,793
December	8,536	8,773
January	9,664	9,976
February	10,994	11,235
March	12,230	12,441
April	12,783	
May	12,779	
June	12,778	

QUALITY

	Quantity	Base Number	Contract	AT	Region	England
% of FP17s for the same patient ID Re-attending within 3 months - Children	110	1,574	7.0%	10.3%	11.9%	11.8%
% of FP17s for the same patient ID Re-attending within 3 months - Adults	708	4,963	14.3%	16.0%	16.9%	15.7%
% of FP17s for the same patient ID Re-attending between 3 & 9 months - Children	914	1,574	58.1%	48.6%	48.9%	58.9%
% of FP17s for the same patient ID Re-attending between 3 & 9 months - Adults	2,566	4,963	51.7%	38.3%	38.9%	50.8%
% of FP17s for Band 1 Urgent Courses	747	6,301	11.9%	11.1%	10.7%	9.1%
% of FP17s Relating to Free Repair or Replacements	30	6,301	0.5%	0.5%	0.5%	0.8%
% of FP17s Relating to Continuations	54	6,301	0.9%	0.5%	0.7%	0.9%
% of Patients satisfied with the dentistry they have received	0	0	N/A	86.8%	89.1%	92.5%
% of Patients satisfied with the time they had to wait for an appointment	0	0	N/A	83.1%	83.1%	87.0%

* This is based on patients treated on this contract for their most recent course of treatment.

Figures in italics indicate the base number of FP17s or Patient Questionnaire responses are less than 100. N/A is shown where the base number of responses is less than 10 during the period. % is calculated as Quantity/Base number*100

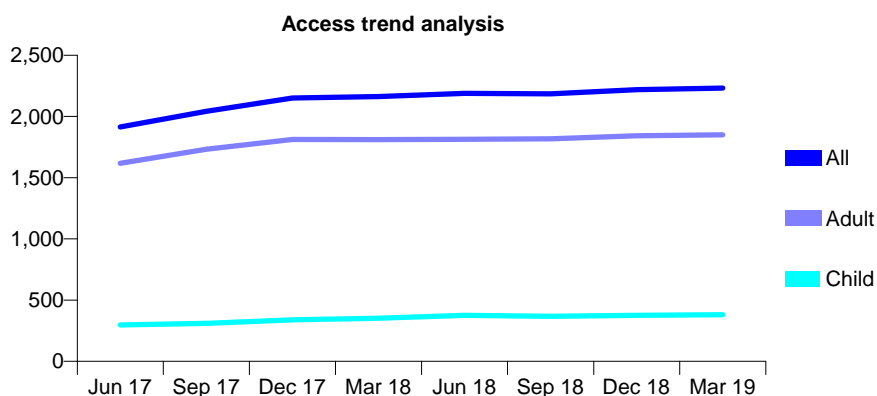
Q62 - Vital Signs At a Glance Contract Report for 686166/0002 - March 2019

Name or company name	MR R BAREZ
Contract type name	GDS Contract
Purpose of contract	General
Contract start date	01/12/2015
Contract end date	

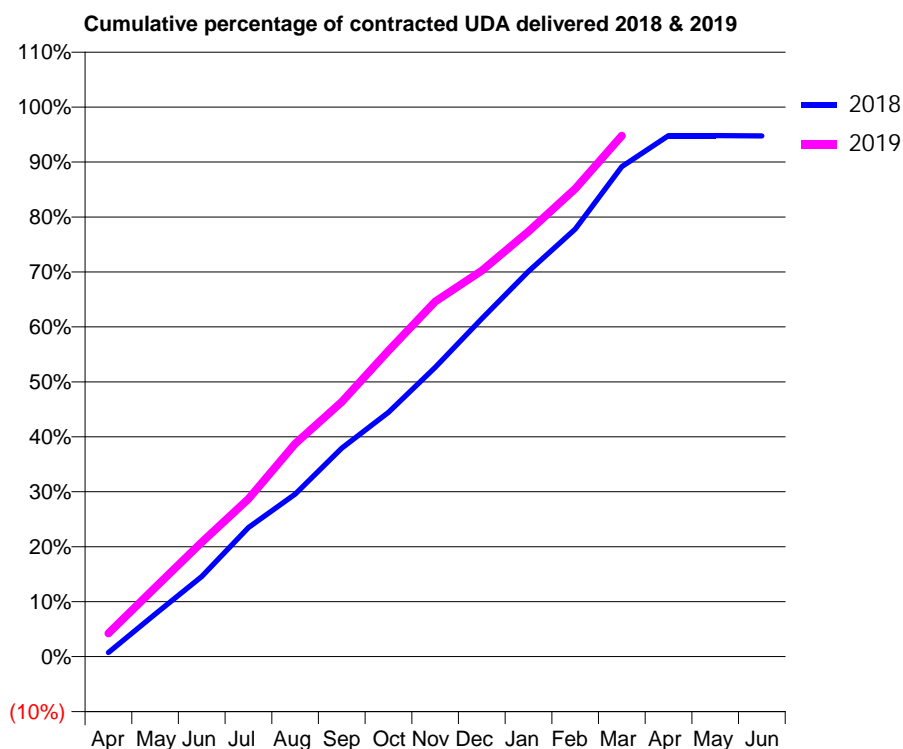
18/19 Contracted general activity (UDA)	5,771
Carry forward general activity (UDA)	0
18/19 Contracted orthodontic activity (UOA)	0
Carry forward orthodontic activity (UOA)	0
Baseline contract value	£174,161.73

ACCESS*

Patients seen in 24 months	Total	Change since previous quarter
Quarter ending March 2018	2,163	
Quarter ending June 2018	2,189	→
Quarter ending September 2018	2,185	→
Quarter ending December 2018	2,219	→
Quarter ending March 2019	2,231	→
Variance since March 2018	3.1%	↑



ACTIVITY



Month	Adjusted Scheduled Activity (UDA)	
	2018	2019
April	43	244
May	446	725
June	841	1,201
July	1,355	1,656
August	1,707	2,236
September	2,190	2,674
October	2,567	3,212
November	3,038	3,729
December	3,550	4,052
January	4,047	4,465
February	4,490	4,914
March	5,144	5,469
April	5,470	
May	5,471	
June	5,468	

QUALITY

	Quantity	Base Number	Contract	AT	Region	England
% of FP17s for the same patient ID Re-attending within 3 months - Children	44	509	8.6%	10.3%	11.9%	11.8%
% of FP17s for the same patient ID Re-attending within 3 months - Adults	411	2,273	18.1%	16.0%	16.9%	15.7%
% of FP17s for the same patient ID Re-attending between 3 & 9 months - Children	264	509	51.9%	48.6%	48.9%	58.9%
% of FP17s for the same patient ID Re-attending between 3 & 9 months - Adults	893	2,273	39.3%	38.3%	38.9%	50.8%
% of FP17s for Band 1 Urgent Courses	484	2,684	18.0%	11.1%	10.7%	9.1%
% of FP17s Relating to Free Repair or Replacements	14	2,684	0.5%	0.5%	0.5%	0.8%
% of FP17s Relating to Continuations	26	2,684	1.0%	0.5%	0.7%	0.9%
% of Patients satisfied with the dentistry they have received	0	0	N/A	86.8%	89.1%	92.5%
% of Patients satisfied with the time they had to wait for an appointment	0	0	N/A	83.1%	83.1%	87.0%

* This is based on patients treated on this contract for their most recent course of treatment. Figures in italics indicate the base number of FP17s or Patient Questionnaire responses are less than 100. N/A is shown where the base number of responses is less than 10 during the period. % is calculated as Quantity/Base number*100

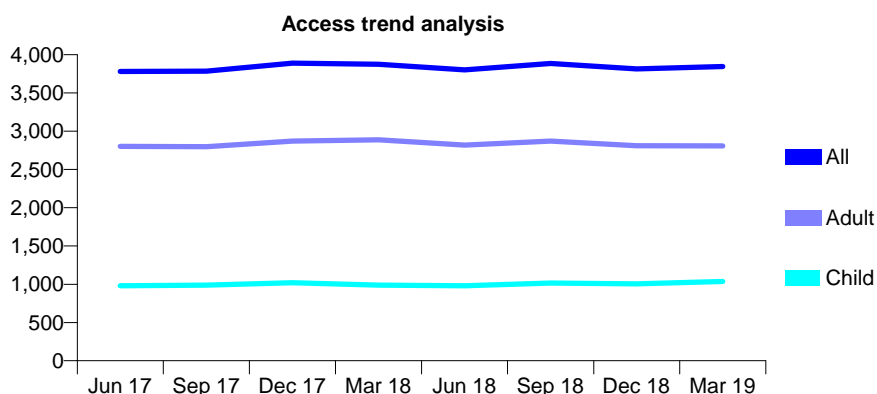
Q62 - Vital Signs At a Glance Contract Report for 691070/0001 - March 2019

Name or company name	MR H EZZATI-NIK
Contract type name	GDS Contract
Purpose of contract	General
Contract start date	31/10/2008
Contract end date	

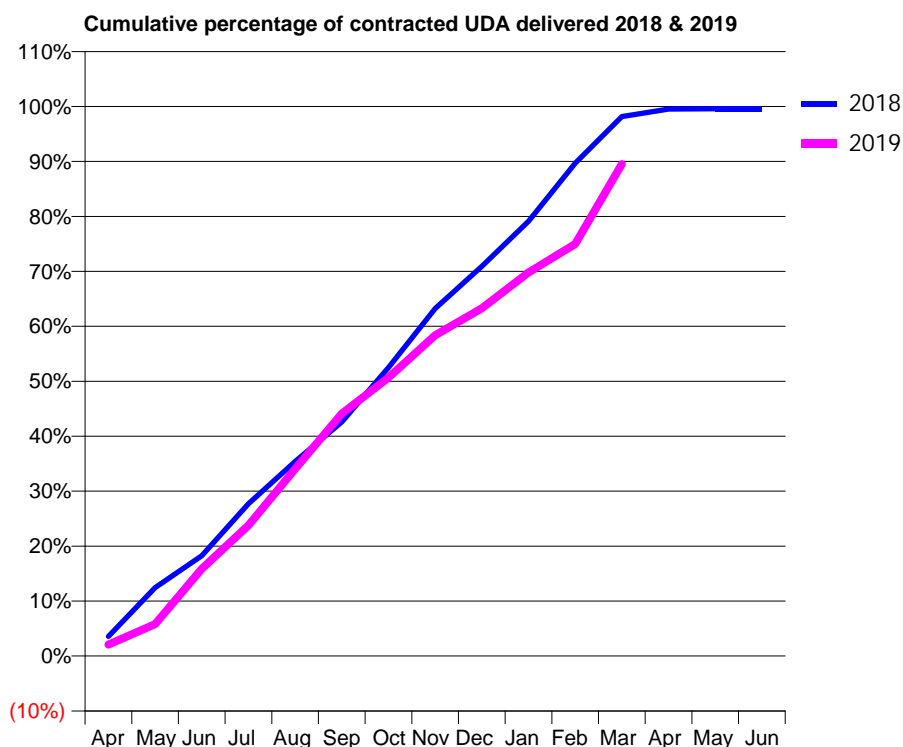
18/19 Contracted general activity (UDA)	11,718
Carry forward general activity (UDA)	50
18/19 Contracted orthodontic activity (UOA)	0
Carry forward orthodontic activity (UOA)	0
Baseline contract value	£328,773.17

ACCESS*

Patients seen in 24 months	Total	Change since previous quarter
Quarter ending March 2018	3,875	
Quarter ending June 2018	3,800	↓
Quarter ending September 2018	3,886	↑
Quarter ending December 2018	3,815	↓
Quarter ending March 2019	3,845	→
Variance since March 2018	(0.8%)	→



ACTIVITY



Month	Adjusted Scheduled Activity (UDA)	
	2018	2019
April	419	246
May	1,459	681
June	2,140	1,857
July	3,247	2,788
August	4,149	3,992
September	4,991	5,167
October	6,153	5,935
November	7,410	6,840
December	8,308	7,415
January	9,273	8,176
February	10,510	8,786
March	11,502	10,490
April	11,662	
May	11,669	
June	11,668	

QUALITY

	Quantity	Base Number	Contract	AT	Region	England
% of FP17s for the same patient ID Re-attending within 3 months - Children	47	1,193	3.9%	10.3%	11.9%	11.8%
% of FP17s for the same patient ID Re-attending within 3 months - Adults	246	2,837	8.7%	16.0%	16.9%	15.7%
% of FP17s for the same patient ID Re-attending between 3 & 9 months - Children	579	1,193	48.5%	48.6%	48.9%	58.9%
% of FP17s for the same patient ID Re-attending between 3 & 9 months - Adults	1,185	2,837	41.8%	38.3%	38.9%	50.8%
% of FP17s for Band 1 Urgent Courses	150	3,974	3.8%	11.1%	10.7%	9.1%
% of FP17s Relating to Free Repair or Replacements	0	3,974	0.0%	0.5%	0.5%	0.8%
% of FP17s Relating to Continuations	0	3,974	0.0%	0.5%	0.7%	0.9%
% of Patients satisfied with the dentistry they have received	2	2	N/A	86.8%	89.1%	92.5%
% of Patients satisfied with the time they had to wait for an appointment	2	2	N/A	83.1%	83.1%	87.0%

* This is based on patients treated on this contract for their most recent course of treatment. Figures in italics indicate the base number of FP17s or Patient Questionnaire responses are less than 100. N/A is shown where the base number of responses is less than 10 during the period. % is calculated as Quantity/Base number*100

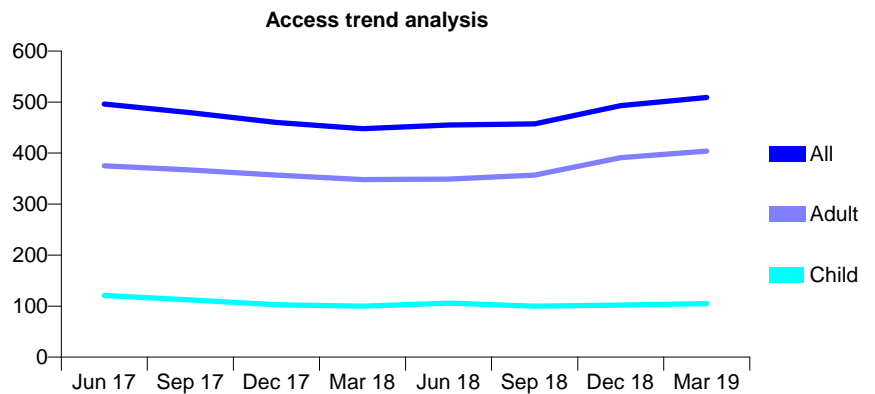
Q62 - Vital Signs At a Glance Contract Report for 692301/0001 - March 2019

Name or company name	MR A VUCETIC
Contract type name	GDS Contract
Purpose of contract	General
Contract start date	01/06/2008
Contract end date	

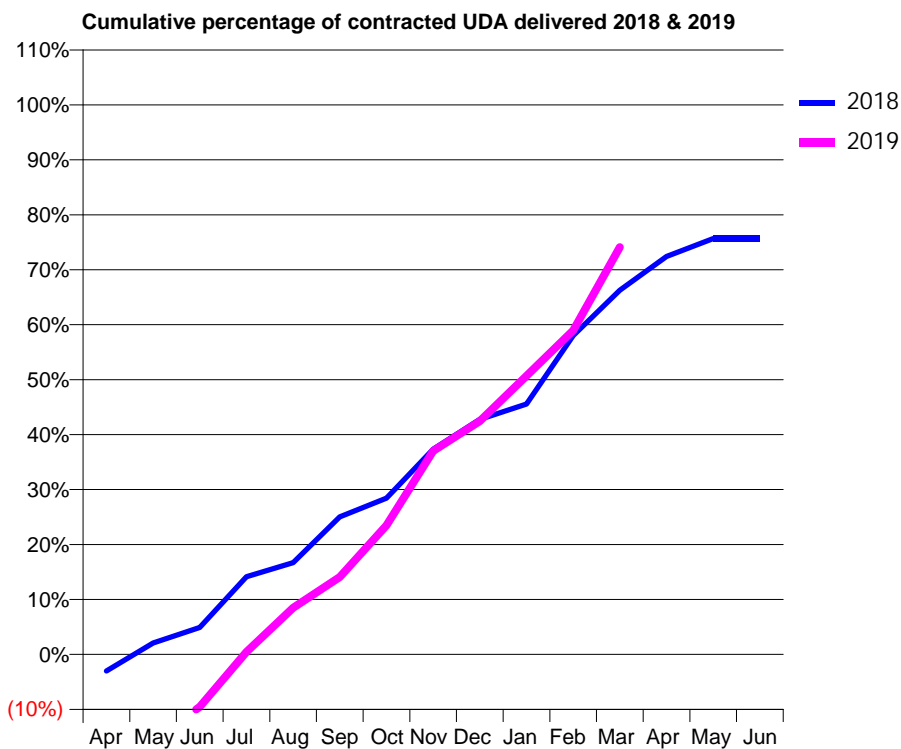
18/19 Contracted general activity (UDA)	1,525
Carry forward general activity (UDA)	371
18/19 Contracted orthodontic activity (UOA)	0
Carry forward orthodontic activity (UOA)	0
Baseline contract value	£43,975.11

ACCESS*

Patients seen in 24 months	Total	Change since previous quarter
Quarter ending March 2018	448	
Quarter ending June 2018	455	→
Quarter ending September 2018	457	→
Quarter ending December 2018	493	↑
Quarter ending March 2019	509	↑
Variance since March 2018	13.6%	↑



ACTIVITY



Month	Adjusted Scheduled Activity (UDA)	
	2018	2019
April	-46	-312
May	32	-238
June	75	-146
July	216	7
August	255	130
September	382	215
October	434	358
November	570	565
December	652	648
January	695	773
February	885	899
March	1,011	1,130
April	1,104	
May	1,154	
June	1,154	

QUALITY

	Quantity	Base Number	Contract	AT	Region	England
% of FP17s for the same patient ID Re-attending within 3 months - Children	9	125	7.2%	10.3%	11.9%	11.8%
% of FP17s for the same patient ID Re-attending within 3 months - Adults	55	393	14.0%	16.0%	16.9%	15.7%
% of FP17s for the same patient ID Re-attending between 3 & 9 months - Children	29	125	23.2%	48.6%	48.9%	58.9%
% of FP17s for the same patient ID Re-attending between 3 & 9 months - Adults	99	393	25.2%	38.3%	38.9%	50.8%
% of FP17s for Band 1 Urgent Courses	40	476	8.4%	11.1%	10.7%	9.1%
% of FP17s Relating to Free Repair or Replacements	4	476	0.8%	0.5%	0.5%	0.8%
% of FP17s Relating to Continuations	13	476	2.7%	0.5%	0.7%	0.9%
% of Patients satisfied with the dentistry they have received	1	1	N/A	86.8%	89.1%	92.5%
% of Patients satisfied with the time they had to wait for an appointment	1	1	N/A	83.1%	83.1%	87.0%

* This is based on patients treated on this contract for their most recent course of treatment. Figures in italics indicate the base number of FP17s or Patient Questionnaire responses are less than 100. N/A is shown where the base number of responses is less than 10 during the period. % is calculated as Quantity/Base number*100

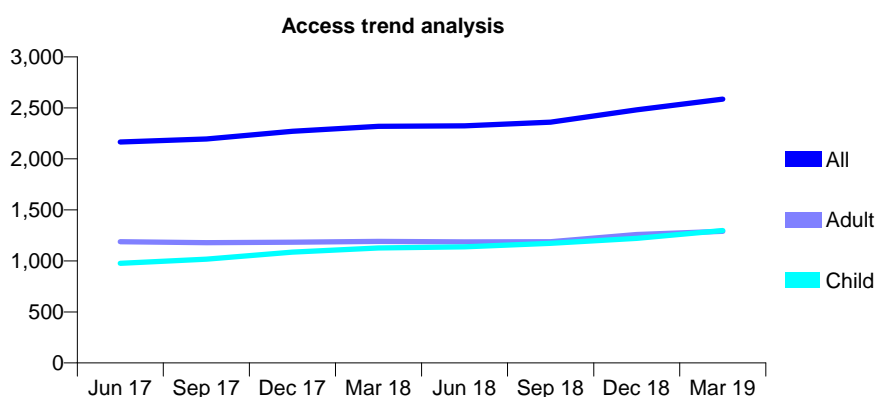
Q62 - Vital Signs At a Glance Contract Report for 695491/0001 - March 2019

Name or company name	MR S KALIRAI
Contract type name	GDS Contract
Purpose of contract	General
Contract start date	21/05/2009
Contract end date	

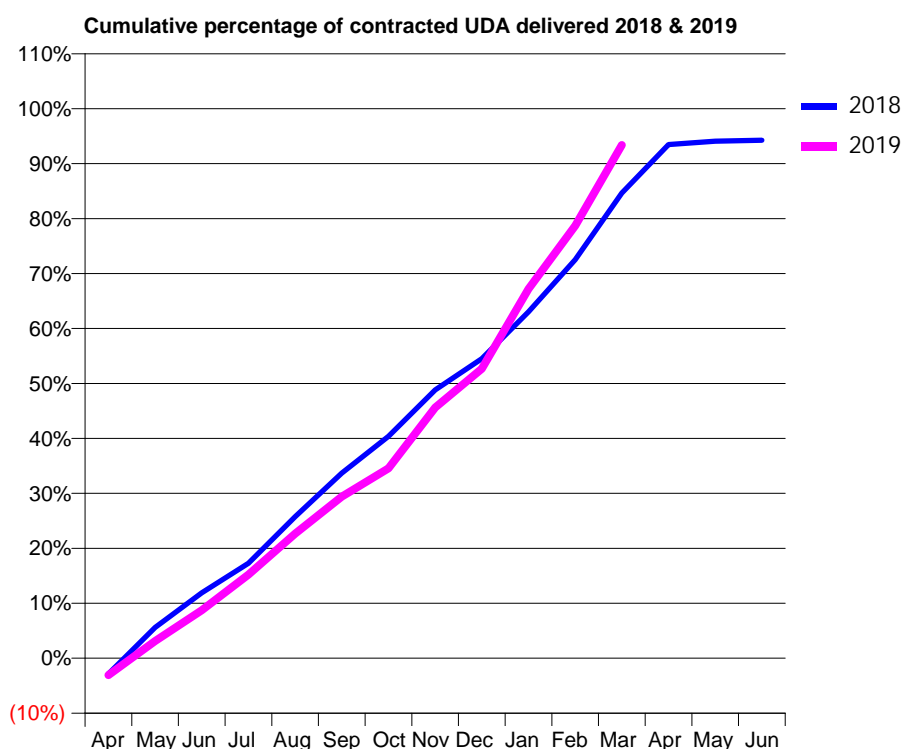
18/19 Contracted general activity (UDA)	7,598
Carry forward general activity (UDA)	437
18/19 Contracted orthodontic activity (UOA)	0
Carry forward orthodontic activity (UOA)	0
Baseline contract value	£221,836.10

ACCESS*

Patients seen in 24 months	Total	Change since previous quarter
Quarter ending March 2018	2,320	
Quarter ending June 2018	2,324	→
Quarter ending September 2018	2,360	→
Quarter ending December 2018	2,481	↑
Quarter ending March 2019	2,586	↑
Variance since March 2018	11.5%	↑



ACTIVITY



Month	2018	2019
April	-216	-234
May	426	239
June	904	663
July	1,314	1,156
August	1,958	1,722
September	2,560	2,233
October	3,068	2,627
November	3,710	3,467
December	4,142	4,003
January	4,789	5,106
February	5,511	5,981
March	6,431	7,094
April	7,102	
May	7,149	
June	7,162	

QUALITY

	Quantity	Base Number	Contract	AT	Region	England
% of FP17s for the same patient ID Re-attending within 3 months - Children	209	2,577	8.1%	10.3%	11.9%	11.8%
% of FP17s for the same patient ID Re-attending within 3 months - Adults	321	1,837	17.5%	16.0%	16.9%	15.7%
% of FP17s for the same patient ID Re-attending between 3 & 9 months - Children	1,694	2,577	65.7%	48.6%	48.9%	58.9%
% of FP17s for the same patient ID Re-attending between 3 & 9 months - Adults	867	1,837	47.2%	38.3%	38.9%	50.8%
% of FP17s for Band 1 Urgent Courses	300	3,734	8.0%	11.1%	10.7%	9.1%
% of FP17s Relating to Free Repair or Replacements	36	3,734	1.0%	0.5%	0.5%	0.8%
% of FP17s Relating to Continuations	25	3,734	0.7%	0.5%	0.7%	0.9%
% of Patients satisfied with the dentistry they have received	5	5	N/A	86.8%	89.1%	92.5%
% of Patients satisfied with the time they had to wait for an appointment	5	5	N/A	83.1%	83.1%	87.0%

* This is based on patients treated on this contract for their most recent course of treatment. Figures in italics indicate the base number of FP17s or Patient Questionnaire responses are less than 100. N/A is shown where the base number of responses is less than 10 during the period. % is calculated as Quantity/Base number*100

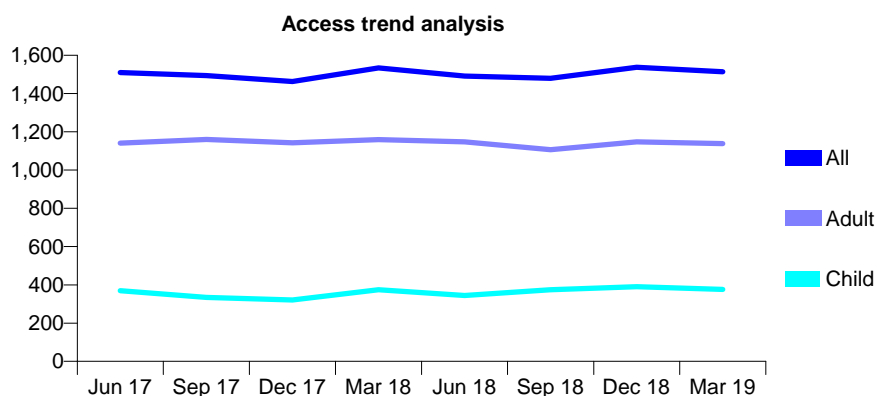
Q62 - Vital Signs At a Glance Contract Report for 725897/0001 - March 2019

Name or company name	MR PU SHAH
Contract type name	GDS Contract
Purpose of contract	General
Contract start date	01/04/2006
Contract end date	

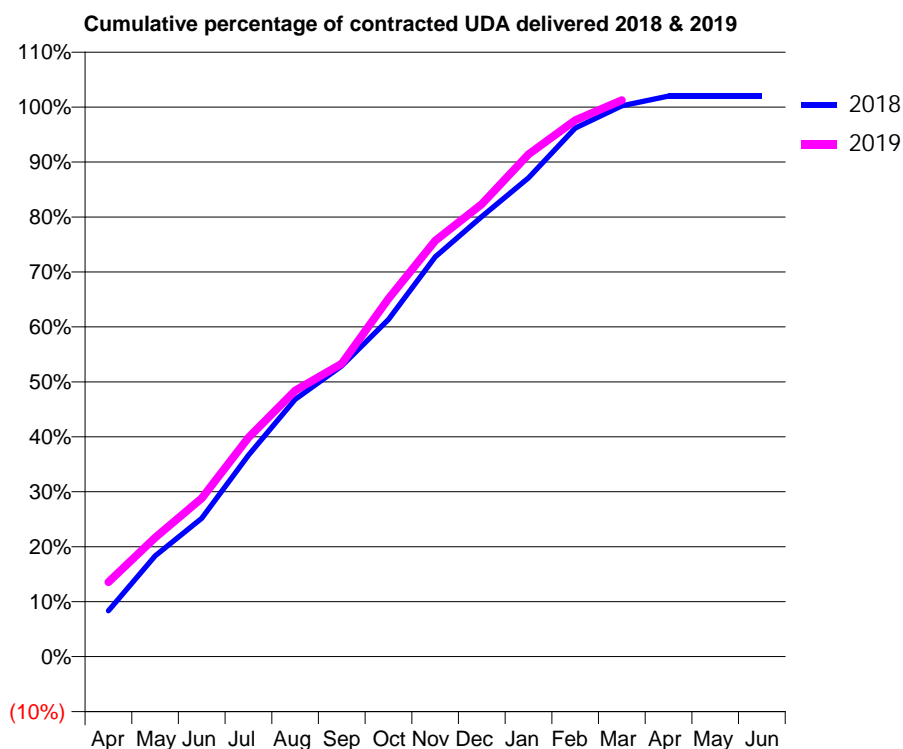
18/19 Contracted general activity (UDA)	6,244
Carry forward general activity (UDA)	-125
18/19 Contracted orthodontic activity (UOA)	0
Carry forward orthodontic activity (UOA)	0
Baseline contract value	£180,822.84

ACCESS*

Patients seen in 24 months	Total	Change since previous quarter
Quarter ending March 2018	1,534	
Quarter ending June 2018	1,491	↓
Quarter ending September 2018	1,480	→
Quarter ending December 2018	1,537	↑
Quarter ending March 2019	1,514	↓
Variance since March 2018	(1.3%)	↓



ACTIVITY



Month	Adjusted Scheduled Activity (UDA)	
	2018	2019
April	522	846
May	1,145	1,352
June	1,572	1,799
July	2,288	2,488
August	2,924	3,024
September	3,304	3,328
October	3,830	4,067
November	4,542	4,725
December	5,000	5,142
January	5,438	5,707
February	6,005	6,096
March	6,258	6,321
April	6,369	
May	6,369	
June	6,369	

QUALITY

	Quantity	Base Number	Contract	AT	Region	England
% of FP17s for the same patient ID Re-attending within 3 months - Children	7	472	1.5%	10.3%	11.9%	11.8%
% of FP17s for the same patient ID Re-attending within 3 months - Adults	66	1,220	5.4%	16.0%	16.9%	15.7%
% of FP17s for the same patient ID Re-attending between 3 & 9 months - Children	38	472	8.1%	48.6%	48.9%	58.9%
% of FP17s for the same patient ID Re-attending between 3 & 9 months - Adults	209	1,220	17.1%	38.3%	38.9%	50.8%
% of FP17s for Band 1 Urgent Courses	238	1,645	14.5%	11.1%	10.7%	9.1%
% of FP17s Relating to Free Repair or Replacements	0	1,645	0.0%	0.5%	0.5%	0.8%
% of FP17s Relating to Continuations	11	1,645	0.7%	0.5%	0.7%	0.9%
% of Patients satisfied with the dentistry they have received	1	1	N/A	86.8%	89.1%	92.5%
% of Patients satisfied with the time they had to wait for an appointment	1	1	N/A	83.1%	83.1%	87.0%

* This is based on patients treated on this contract for their most recent course of treatment. Figures in italics indicate the base number of FP17s or Patient Questionnaire responses are less than 100. N/A is shown where the base number of responses is less than 10 during the period. % is calculated as Quantity/Base number*100

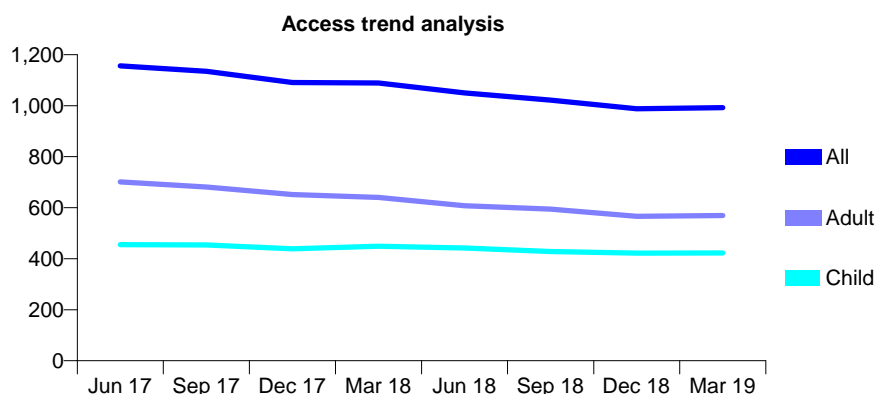
Q62 - Vital Signs At a Glance Contract Report for 725951/0001 - March 2019

Name or company name	MR AK JAIN
Contract type name	GDS Contract
Purpose of contract	General
Contract start date	01/04/2006
Contract end date	

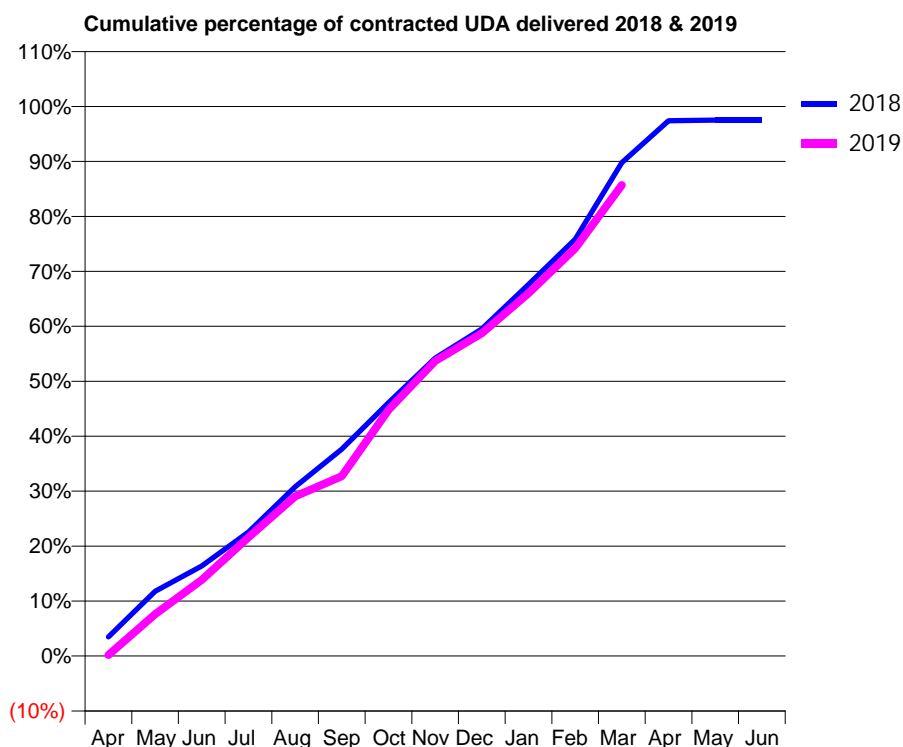
18/19 Contracted general activity (UDA)	2,535
Carry forward general activity (UDA)	63
18/19 Contracted orthodontic activity (UOA)	0
Carry forward orthodontic activity (UOA)	0
Baseline contract value	£64,171.89

ACCESS*

Patients seen in 24 months	Total	Change since previous quarter
Quarter ending March 2018	1,089	
Quarter ending June 2018	1,050	↓
Quarter ending September 2018	1,022	↓
Quarter ending December 2018	988	↓
Quarter ending March 2019	992	→
Variance since March 2018	(8.9%)	↓



ACTIVITY



Month	Adjusted Scheduled Activity (UDA)	
	2018	2019
April	88	4
May	298	193
June	415	351
July	572	548
August	781	736
September	954	830
October	1,169	1,135
November	1,374	1,361
December	1,508	1,489
January	1,714	1,673
February	1,923	1,881
March	2,276	2,172
April	2,469	
May	2,472	
June	2,472	

QUALITY

	Quantity	Base Number	Contract	AT	Region	England
% of FP17s for the same patient ID Re-attending within 3 months - Children	55	619	8.9%	10.3%	11.9%	11.8%
% of FP17s for the same patient ID Re-attending within 3 months - Adults	105	754	13.9%	16.0%	16.9%	15.7%
% of FP17s for the same patient ID Re-attending between 3 & 9 months - Children	391	619	63.2%	48.6%	48.9%	58.9%
% of FP17s for the same patient ID Re-attending between 3 & 9 months - Adults	431	754	57.2%	38.3%	38.9%	50.8%
% of FP17s for Band 1 Urgent Courses	92	1,280	7.2%	11.1%	10.7%	9.1%
% of FP17s Relating to Free Repair or Replacements	1	1,280	0.1%	0.5%	0.5%	0.8%
% of FP17s Relating to Continuations	4	1,280	0.3%	0.5%	0.7%	0.9%
% of Patients satisfied with the dentistry they have received	0	0	N/A	86.8%	89.1%	92.5%
% of Patients satisfied with the time they had to wait for an appointment	0	0	N/A	83.1%	83.1%	87.0%

* This is based on patients treated on this contract for their most recent course of treatment. Figures in italics indicate the base number of FP17s or Patient Questionnaire responses are less than 100. N/A is shown where the base number of responses is less than 10 during the period. % is calculated as Quantity/Base number*100

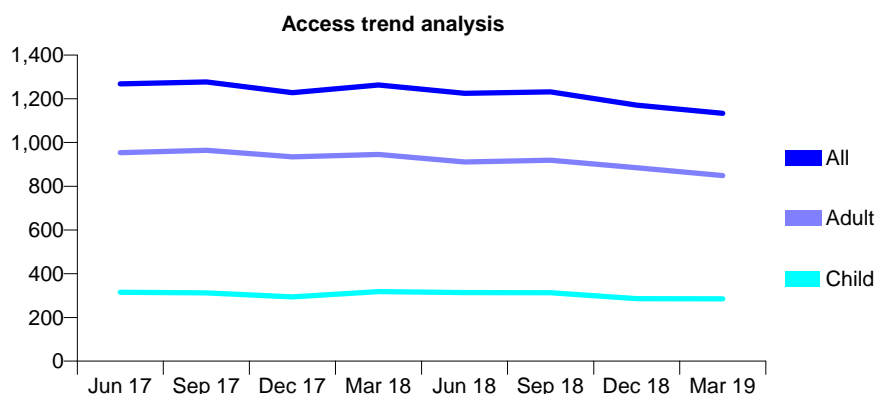
Q62 - Vital Signs At a Glance Contract Report for 730572/0001 - March 2019

Name or company name	MR DL MODHA
Contract type name	GDS Contract
Purpose of contract	General
Contract start date	01/04/2006
Contract end date	

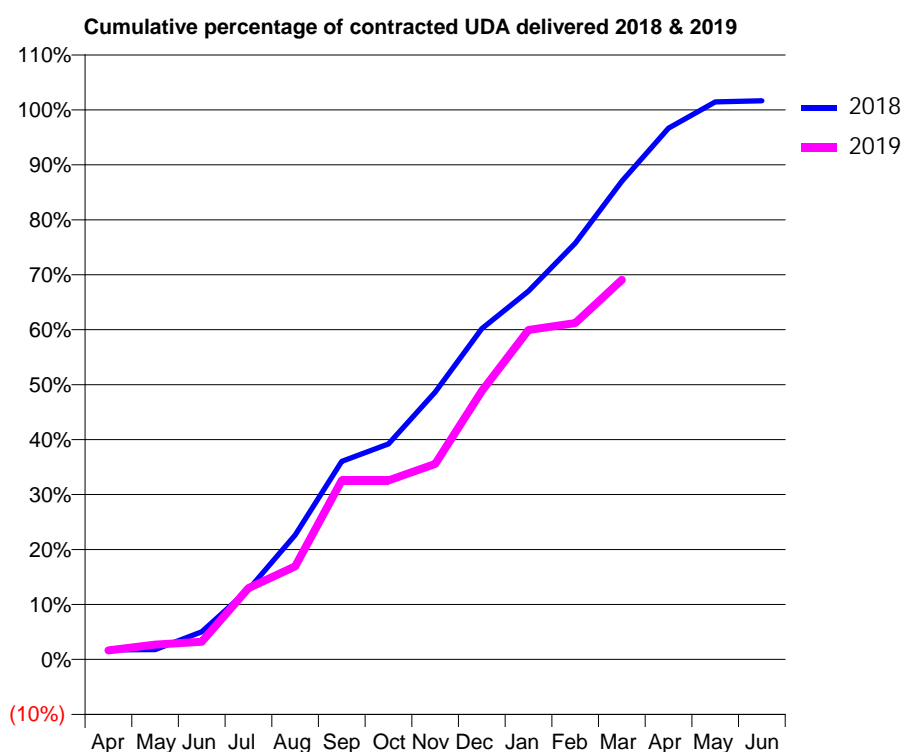
18/19 Contracted general activity (UDA)	4,022
Carry forward general activity (UDA)	-66
18/19 Contracted orthodontic activity (UOA)	0
Carry forward orthodontic activity (UOA)	0
Baseline contract value	£104,107.14

ACCESS*

Patients seen in 24 months	Total	Change since previous quarter
Quarter ending March 2018	1,263	
Quarter ending June 2018	1,225	↓
Quarter ending September 2018	1,232	→
Quarter ending December 2018	1,171	↓
Quarter ending March 2019	1,134	↓
Variance since March 2018	(10.2%)	↓



ACTIVITY



Month	Adjusted Scheduled Activity (UDA)	
	2018	2019
April	70	66
May	72	109
June	202	129
July	511	522
August	911	682
September	1,450	1,310
October	1,578	1,310
November	1,956	1,432
December	2,420	1,964
January	2,696	2,411
February	3,045	2,461
March	3,499	2,777
April	3,888	
May	4,081	
June	4,088	

QUALITY

	Quantity	Base Number	Contract	AT	Region	England
% of FP17s for the same patient ID Re-attending within 3 months - Children	16	310	5.2%	10.3%	11.9%	11.8%
% of FP17s for the same patient ID Re-attending within 3 months - Adults	116	867	13.4%	16.0%	16.9%	15.7%
% of FP17s for the same patient ID Re-attending between 3 & 9 months - Children	111	310	35.8%	48.6%	48.9%	58.9%
% of FP17s for the same patient ID Re-attending between 3 & 9 months - Adults	287	867	33.1%	38.3%	38.9%	50.8%
% of FP17s for Band 1 Urgent Courses	105	1,006	10.4%	11.1%	10.7%	9.1%
% of FP17s Relating to Free Repair or Replacements	22	1,006	2.2%	0.5%	0.5%	0.8%
% of FP17s Relating to Continuations	4	1,006	0.4%	0.5%	0.7%	0.9%
% of Patients satisfied with the dentistry they have received	3	3	N/A	86.8%	89.1%	92.5%
% of Patients satisfied with the time they had to wait for an appointment	3	3	N/A	83.1%	83.1%	87.0%

* This is based on patients treated on this contract for their most recent course of treatment. Figures in italics indicate the base number of FP17s or Patient Questionnaire responses are less than 100. N/A is shown where the base number of responses is less than 10 during the period. % is calculated as Quantity/Base number*100

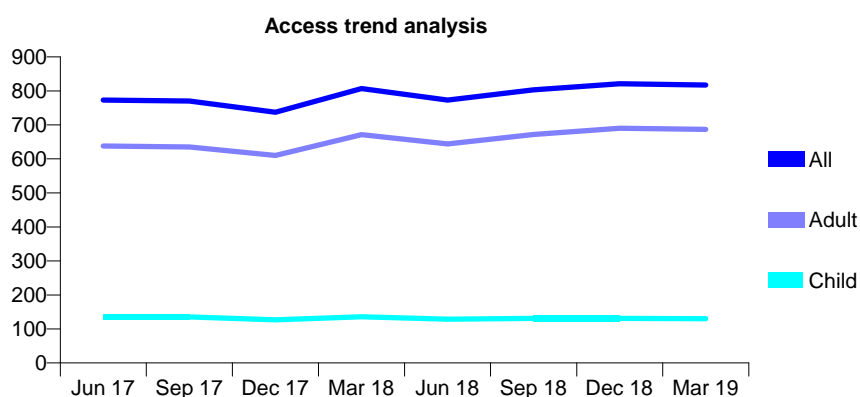
Q62 - Vital Signs At a Glance Contract Report for 736090/0001 - March 2019

Name or company name	MR AW KACZMARSKI
Contract type name	GDS Contract
Purpose of contract	General
Contract start date	01/04/2006
Contract end date	

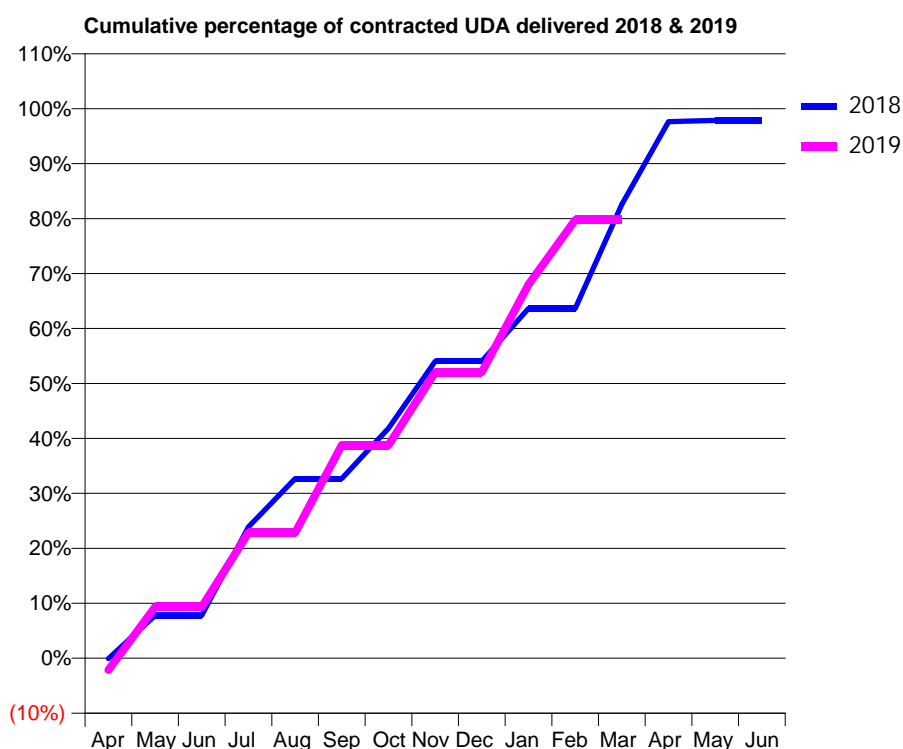
18/19 Contracted general activity (UDA)	2,282
Carry forward general activity (UDA)	49
18/19 Contracted orthodontic activity (UOA)	0
Carry forward orthodontic activity (UOA)	0
Baseline contract value	£58,353.41

ACCESS*

Patients seen in 24 months	Total	Change since previous quarter
Quarter ending March 2018	807	
Quarter ending June 2018	773	↓
Quarter ending September 2018	803	↑
Quarter ending December 2018	821	↑
Quarter ending March 2019	817	→
Variance since March 2018	1.2%	→



ACTIVITY



Month	Adjusted Scheduled Activity (UDA)	
	2018	2019
April	-2	-49
May	178	213
June	178	213
July	545	521
August	746	521
September	746	885
October	955	885
November	1,233	1,188
December	1,233	1,188
January	1,452	1,552
February	1,452	1,820
March	1,884	1,820
April	2,228	
May	2,233	
June	2,233	

QUALITY

	Quantity	Base Number	Contract	AT	Region	England
% of FP17s for the same patient ID Re-attending within 3 months - Children	6	134	4.5%	10.3%	11.9%	11.8%
% of FP17s for the same patient ID Re-attending within 3 months - Adults	88	721	12.2%	16.0%	16.9%	15.7%
% of FP17s for the same patient ID Re-attending between 3 & 9 months - Children	48	134	35.8%	48.6%	48.9%	58.9%
% of FP17s for the same patient ID Re-attending between 3 & 9 months - Adults	281	721	39.0%	38.3%	38.9%	50.8%
% of FP17s for Band 1 Urgent Courses	0	752	0.0%	11.1%	10.7%	9.1%
% of FP17s Relating to Free Repair or Replacements	0	752	0.0%	0.5%	0.5%	0.8%
% of FP17s Relating to Continuations	13	752	1.7%	0.5%	0.7%	0.9%
% of Patients satisfied with the dentistry they have received	0	0	N/A	86.8%	89.1%	92.5%
% of Patients satisfied with the time they had to wait for an appointment	0	0	N/A	83.1%	83.1%	87.0%

* This is based on patients treated on this contract for their most recent course of treatment.

Figures in italics indicate the base number of FP17s or Patient Questionnaire responses are less than 100. N/A is shown where the base number of responses is less than 10 during the period. % is calculated as Quantity/Base number*100

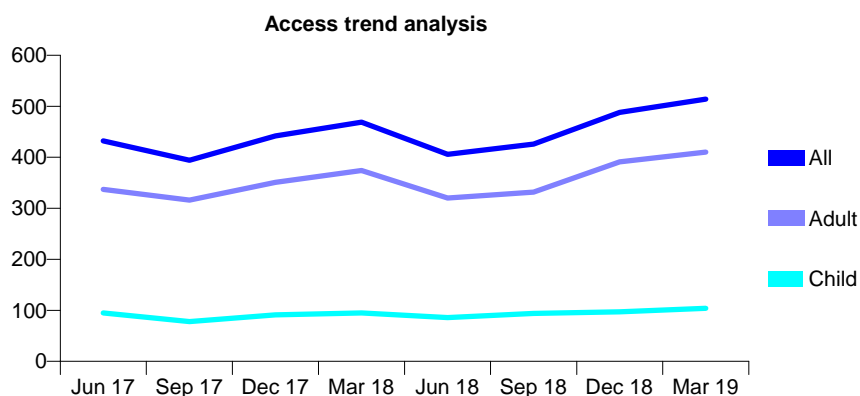
Q62 - Vital Signs At a Glance Contract Report for 739383/0001 - March 2019

Name or company name	Sharareh Naghibi and Barry Lanesman
Contract type name	GDS Contract
Purpose of contract	General
Contract start date	01/04/2011
Contract end date	

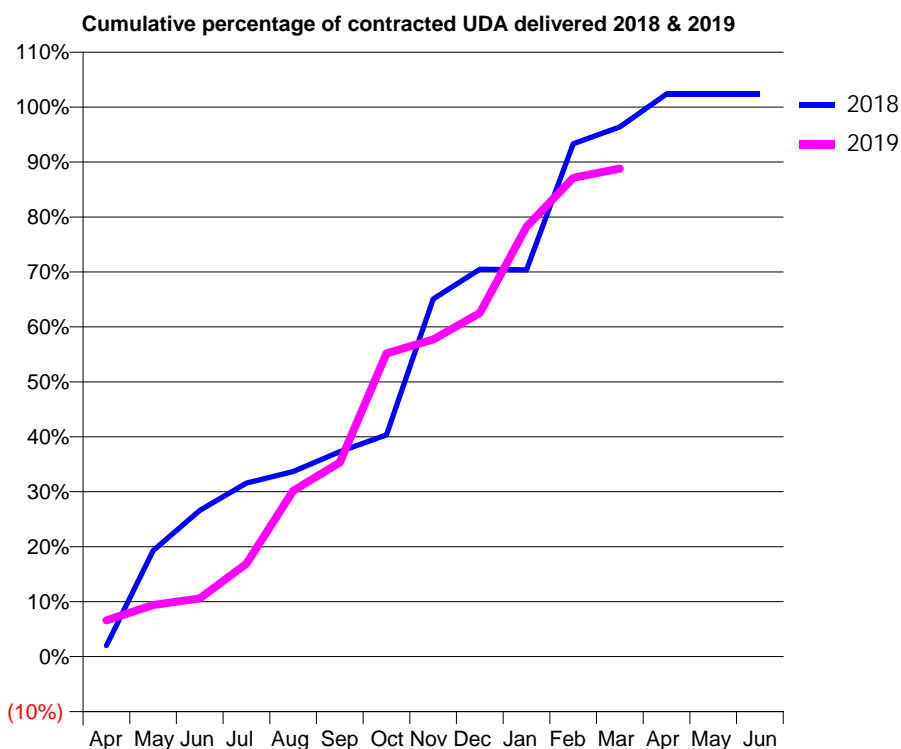
18/19 Contracted general activity (UDA)	2,399
Carry forward general activity (UDA)	-48
18/19 Contracted orthodontic activity (UOA)	0
Carry forward orthodontic activity (UOA)	0
Baseline contract value	£90,519.79

ACCESS*

Patients seen in 24 months	Total	Change since previous quarter
Quarter ending March 2018	469	
Quarter ending June 2018	406	↓
Quarter ending September 2018	426	↑
Quarter ending December 2018	488	↑
Quarter ending March 2019	514	↑
Variance since March 2018	9.6%	↑



ACTIVITY



Month	Adjusted Scheduled Activity (UDA)	
	2018	2019
April	48	158
May	463	225
June	638	254
July	758	406
August	809	724
September	895	847
October	968	1,324
November	1,561	1,384
December	1,691	1,500
January	1,688	1,876
February	2,239	2,090
March	2,312	2,130
April	2,456	
May	2,456	
June	2,456	

QUALITY

	Quantity	Base Number	Contract	AT	Region	England
% of FP17s for the same patient ID Re-attending within 3 months - Children	1	104	1.0%	10.3%	11.9%	11.8%
% of FP17s for the same patient ID Re-attending within 3 months - Adults	16	367	4.4%	16.0%	16.9%	15.7%
% of FP17s for the same patient ID Re-attending between 3 & 9 months - Children	22	104	21.2%	48.6%	48.9%	58.9%
% of FP17s for the same patient ID Re-attending between 3 & 9 months - Adults	54	367	14.7%	38.3%	38.9%	50.8%
% of FP17s for Band 1 Urgent Courses	11	447	2.5%	11.1%	10.7%	9.1%
% of FP17s Relating to Free Repair or Replacements	8	447	1.8%	0.5%	0.5%	0.8%
% of FP17s Relating to Continuations	0	447	0.0%	0.5%	0.7%	0.9%
% of Patients satisfied with the dentistry they have received	0	0	N/A	86.8%	89.1%	92.5%
% of Patients satisfied with the time they had to wait for an appointment	0	0	N/A	83.1%	83.1%	87.0%

* This is based on patients treated on this contract for their most recent course of treatment. Figures in italics indicate the base number of FP17s or Patient Questionnaire responses are less than 100. N/A is shown where the base number of responses is less than 10 during the period. % is calculated as Quantity/Base number*100

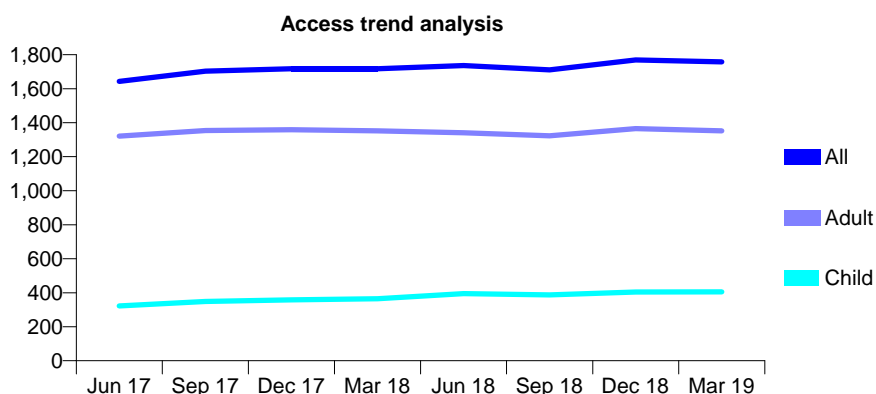
Q62 - Vital Signs At a Glance Contract Report for 740489/0001 - March 2019

Name or company name	MR TS CHEEMA
Contract type name	GDS Contract
Purpose of contract	General and Orthodontic
Contract start date	01/04/2006
Contract end date	

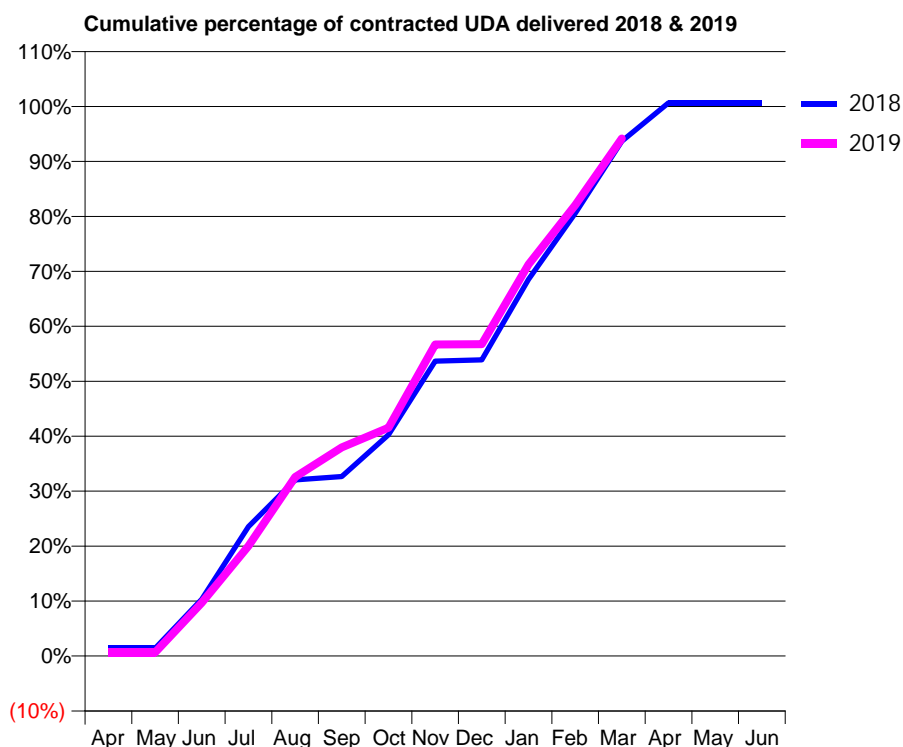
18/19 Contracted general activity (UDA)	6,236
Carry forward general activity (UDA)	-41
18/19 Contracted orthodontic activity (UOA)	774
Carry forward orthodontic activity (UOA)	-15
Baseline contract value	£208,993.17

ACCESS*

Patients seen in 24 months	Total	Change since previous quarter
Quarter ending March 2018	1,717	
Quarter ending June 2018	1,736	→
Quarter ending September 2018	1,710	↓
Quarter ending December 2018	1,769	↑
Quarter ending March 2019	1,757	→
Variance since March 2018	2.3%	↑



ACTIVITY



Month	Adjusted Scheduled Activity (UDA)	
	2018	2019
April	89	41
May	89	41
June	645	605
July	1,468	1,250
August	1,998	2,032
September	2,036	2,367
October	2,511	2,590
November	3,346	3,535
December	3,361	3,538
January	4,274	4,444
February	5,023	5,117
March	5,840	5,873
April	6,277	
May	6,277	
June	6,277	

QUALITY

	Quantity	Base Number	Contract	AT	Region	England
% of FP17s for the same patient ID Re-attending within 3 months - Children	103	628	16.4%	10.3%	11.9%	11.8%
% of FP17s for the same patient ID Re-attending within 3 months - Adults	560	1,981	28.3%	16.0%	16.9%	15.7%
% of FP17s for the same patient ID Re-attending between 3 & 9 months - Children	202	628	32.2%	48.6%	48.9%	58.9%
% of FP17s for the same patient ID Re-attending between 3 & 9 months - Adults	795	1,981	40.1%	38.3%	38.9%	50.8%
% of FP17s for Band 1 Urgent Courses	383	2,265	16.9%	11.1%	10.7%	9.1%
% of FP17s Relating to Free Repair or Replacements	19	2,265	0.8%	0.5%	0.5%	0.8%
% of FP17s Relating to Continuations	32	2,265	1.4%	0.5%	0.7%	0.9%
% of Patients satisfied with the dentistry they have received	2	2	N/A	86.8%	89.1%	92.5%
% of Patients satisfied with the time they had to wait for an appointment	2	2	N/A	83.1%	83.1%	87.0%

* This is based on patients treated on this contract for their most recent course of treatment. Figures in italics indicate the base number of FP17s or Patient Questionnaire responses are less than 100. N/A is shown where the base number of responses is less than 10 during the period. % is calculated as Quantity/Base number*100

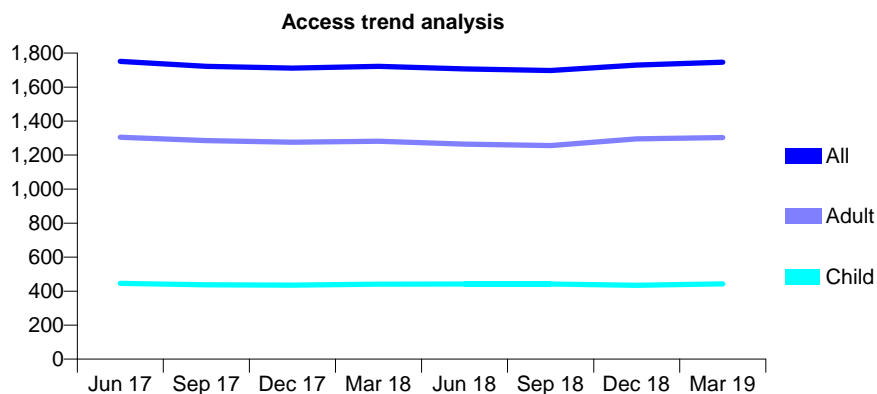
Q62 - Vital Signs At a Glance Contract Report for 740586/0001 - March 2019

Name or company name	MR NH ADATIA AND MR M BHATT
Contract type name	GDS Contract
Purpose of contract	General
Contract start date	01/04/2006
Contract end date	

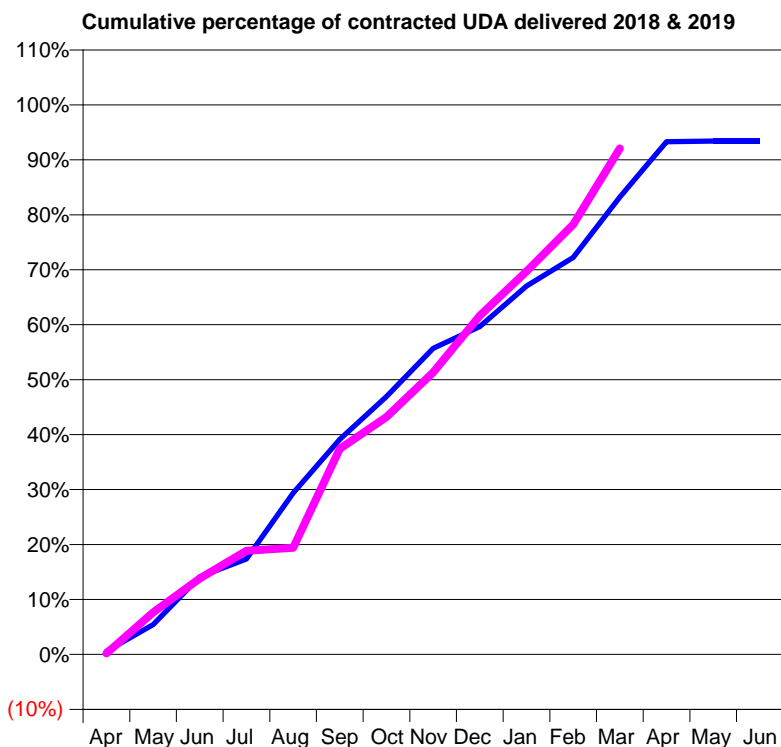
18/19 Contracted general activity (UDA)	4,903
Carry forward general activity (UDA)	0
18/19 Contracted orthodontic activity (UOA)	0
Carry forward orthodontic activity (UOA)	0
Baseline contract value	£121,364.98

ACCESS*

Patients seen in 24 months	Total	Change since previous quarter
Quarter ending March 2018	1,722	
Quarter ending June 2018	1,707	→
Quarter ending September 2018	1,698	→
Quarter ending December 2018	1,729	→
Quarter ending March 2019	1,746	→
Variance since March 2018	1.4%	→



ACTIVITY



Month	Adjusted Scheduled Activity (UDA)	
	2018	2019
April	28	9
May	266	375
June	692	678
July	851	925
August	1,441	952
September	1,918	1,834
October	2,301	2,118
November	2,731	2,517
December	2,925	3,022
January	3,286	3,418
February	3,541	3,835
March	4,080	4,515
April	4,574	
May	4,580	
June	4,580	

QUALITY

	Quantity	Base Number	Contract	AT	Region	England
% of FP17s for the same patient ID Re-attending within 3 months - Children	40	591	6.8%	10.3%	11.9%	11.8%
% of FP17s for the same patient ID Re-attending within 3 months - Adults	274	1,632	16.8%	16.0%	16.9%	15.7%
% of FP17s for the same patient ID Re-attending between 3 & 9 months - Children	256	591	43.3%	48.6%	48.9%	58.9%
% of FP17s for the same patient ID Re-attending between 3 & 9 months - Adults	622	1,632	38.1%	38.3%	38.9%	50.8%
% of FP17s for Band 1 Urgent Courses	290	2,014	14.4%	11.1%	10.7%	9.1%
% of FP17s Relating to Free Repair or Replacements	3	2,014	0.1%	0.5%	0.5%	0.8%
% of FP17s Relating to Continuations	2	2,014	0.1%	0.5%	0.7%	0.9%
% of Patients satisfied with the dentistry they have received	0	0	N/A	86.8%	89.1%	92.5%
% of Patients satisfied with the time they had to wait for an appointment	0	0	N/A	83.1%	83.1%	87.0%

* This is based on patients treated on this contract for their most recent course of treatment. Figures in italics indicate the base number of FP17s or Patient Questionnaire responses are less than 100. N/A is shown where the base number of responses is less than 10 during the period. % is calculated as Quantity/Base number*100

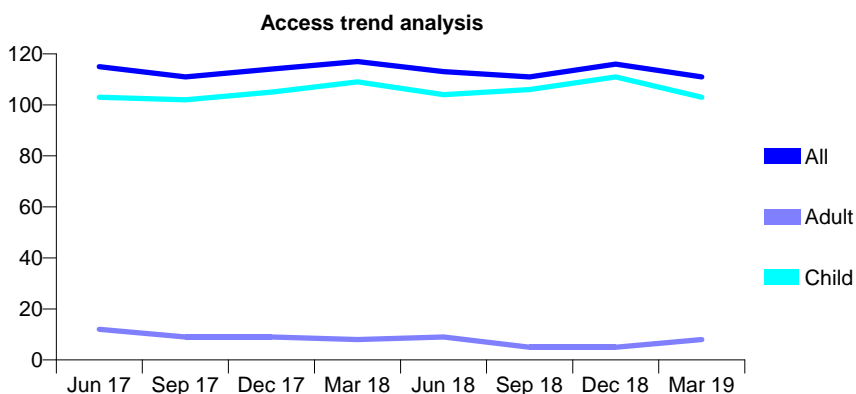
Q62 - Vital Signs At a Glance Contract Report for 743356/0002 - March 2019

Name or company name	Leonard Bernstein, Mark Sher and Barry La
Contract type name	GDS Contract
Purpose of contract	General
Contract start date	06/10/2010
Contract end date	

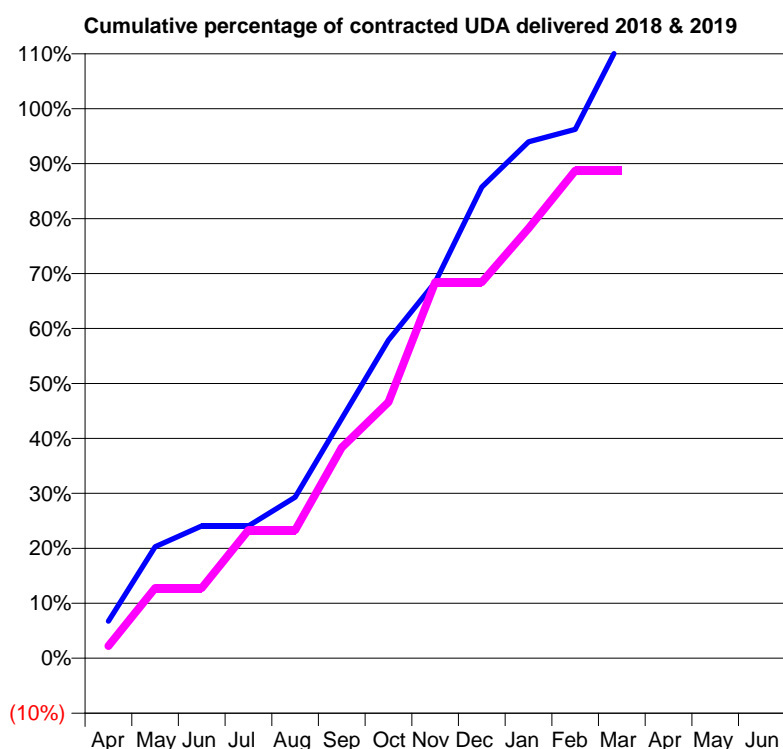
18/19 Contracted general activity (UDA)	133
Carry forward general activity (UDA)	-3
18/19 Contracted orthodontic activity (UOA)	0
Carry forward orthodontic activity (UOA)	0
Baseline contract value	£5,150.51

ACCESS*

Patients seen in 24 months	Total	Change since previous quarter
Quarter ending March 2018	117	
Quarter ending June 2018	113	↓
Quarter ending September 2018	111	↓
Quarter ending December 2018	116	↑
Quarter ending March 2019	111	↓
Variance since March 2018	(5.1%)	↓



ACTIVITY



Month	2018	2019
April	9	3
May	27	17
June	32	17
July	32	31
August	39	31
September	58	51
October	77	62
November	91	91
December	114	91
January	125	104
February	128	118
March	150	118
April	150	
May	158	
June	158	

QUALITY

	Quantity	Base Number	Contract	AT	Region	England
% of FP17s for the same patient ID Re-attending within 3 months - Children	5	110	4.5%	10.3%	11.9%	11.8%
% of FP17s for the same patient ID Re-attending within 3 months - Adults	0	0	N/A	16.0%	16.9%	15.7%
% of FP17s for the same patient ID Re-attending between 3 & 9 months - Children	47	110	42.7%	48.6%	48.9%	58.9%
% of FP17s for the same patient ID Re-attending between 3 & 9 months - Adults	0	0	N/A	38.3%	38.9%	50.8%
% of FP17s for Band 1 Urgent Courses	0	102	0.0%	11.1%	10.7%	9.1%
% of FP17s Relating to Free Repair or Replacements	0	102	0.0%	0.5%	0.5%	0.8%
% of FP17s Relating to Continuations	0	102	0.0%	0.5%	0.7%	0.9%
% of Patients satisfied with the dentistry they have received	0	0	N/A	86.8%	89.1%	92.5%
% of Patients satisfied with the time they had to wait for an appointment	0	0	N/A	83.1%	83.1%	87.0%

* This is based on patients treated on this contract for their most recent course of treatment.

Figures in italics indicate the base number of FP17s or Patient Questionnaire responses are less than 100. N/A is shown where the base number of responses is less than 10 during the period. % is calculated as Quantity/Base number*100

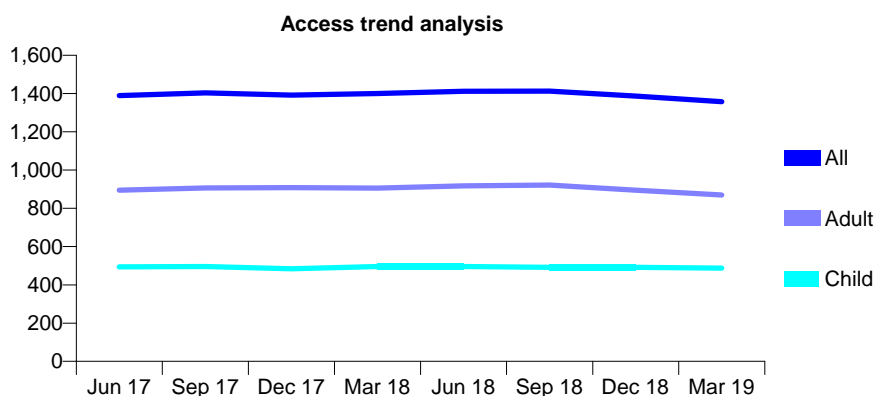
Q62 - Vital Signs At a Glance Contract Report for 746134/0001 - March 2019

Name or company name	MISS P JOSHI
Contract type name	GDS Contract
Purpose of contract	General
Contract start date	01/04/2006
Contract end date	

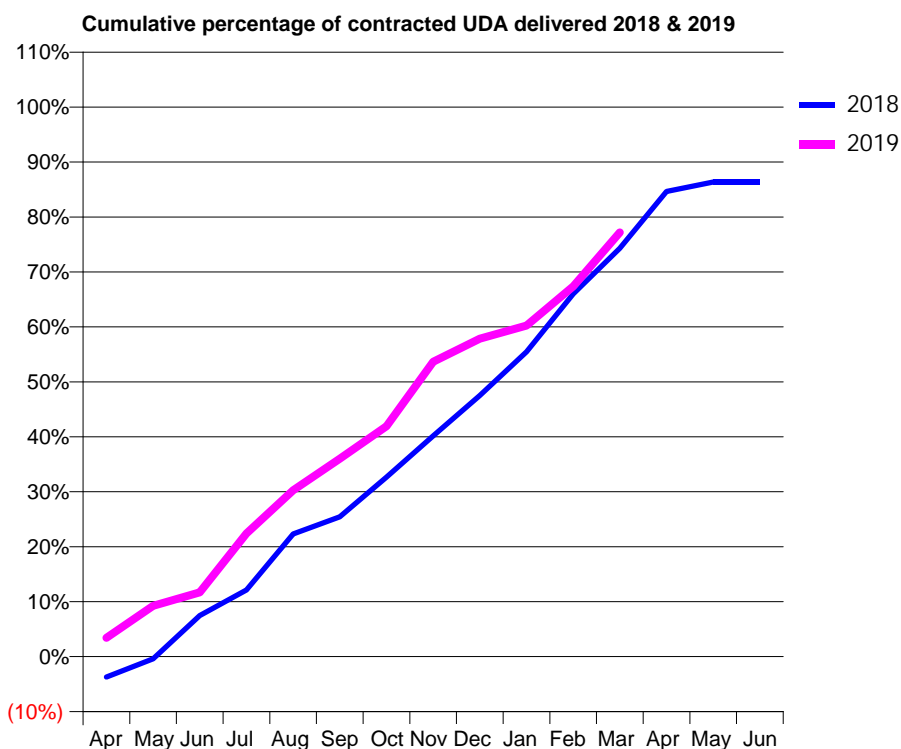
18/19 Contracted general activity (UDA)	5,319
Carry forward general activity (UDA)	0
18/19 Contracted orthodontic activity (UOA)	0
Carry forward orthodontic activity (UOA)	0
Baseline contract value	£152,294.91

ACCESS*

Patients seen in 24 months	Total	Change since previous quarter
Quarter ending March 2018	1,400	
Quarter ending June 2018	1,412	→
Quarter ending September 2018	1,413	→
Quarter ending December 2018	1,386	↓
Quarter ending March 2019	1,357	↓
Variance since March 2018	(3.1%)	↓



ACTIVITY



Month	Adjusted Scheduled Activity (UDA)	
	2018	2019
April	-198	182
May	-22	492
June	398	622
July	644	1,192
August	1,186	1,611
September	1,354	1,915
October	1,736	2,230
November	2,137	2,854
December	2,528	3,076
January	2,951	3,205
February	3,512	3,584
March	3,953	4,106
April	4,502	
May	4,593	
June	4,593	

QUALITY

	Quantity	Base Number	Contract	AT	Region	England
% of FP17s for the same patient ID Re-attending within 3 months - Children	41	761	5.4%	10.3%	11.9%	11.8%
% of FP17s for the same patient ID Re-attending within 3 months - Adults	91	955	9.5%	16.0%	16.9%	15.7%
% of FP17s for the same patient ID Re-attending between 3 & 9 months - Children	486	761	63.9%	48.6%	48.9%	58.9%
% of FP17s for the same patient ID Re-attending between 3 & 9 months - Adults	470	955	49.2%	38.3%	38.9%	50.8%
% of FP17s for Band 1 Urgent Courses	93	1,606	5.8%	11.1%	10.7%	9.1%
% of FP17s Relating to Free Repair or Replacements	3	1,606	0.2%	0.5%	0.5%	0.8%
% of FP17s Relating to Continuations	21	1,606	1.3%	0.5%	0.7%	0.9%
% of Patients satisfied with the dentistry they have received	0	0	N/A	86.8%	89.1%	92.5%
% of Patients satisfied with the time they had to wait for an appointment	0	0	N/A	83.1%	83.1%	87.0%

* This is based on patients treated on this contract for their most recent course of treatment. Figures in italics indicate the base number of FP17s or Patient Questionnaire responses are less than 100. N/A is shown where the base number of responses is less than 10 during the period. % is calculated as Quantity/Base number*100

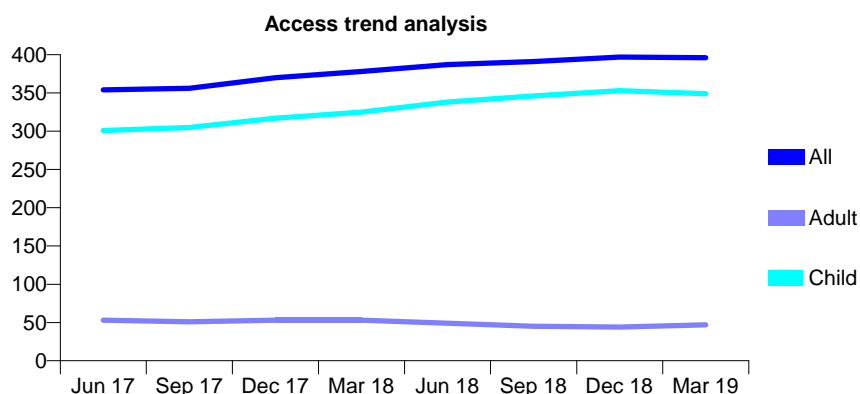
Q62 - Vital Signs At a Glance Contract Report for 746320/0002 - March 2019

Name or company name	MR C SHETH
Contract type name	GDS Contract
Purpose of contract	General
Contract start date	01/04/2006
Contract end date	

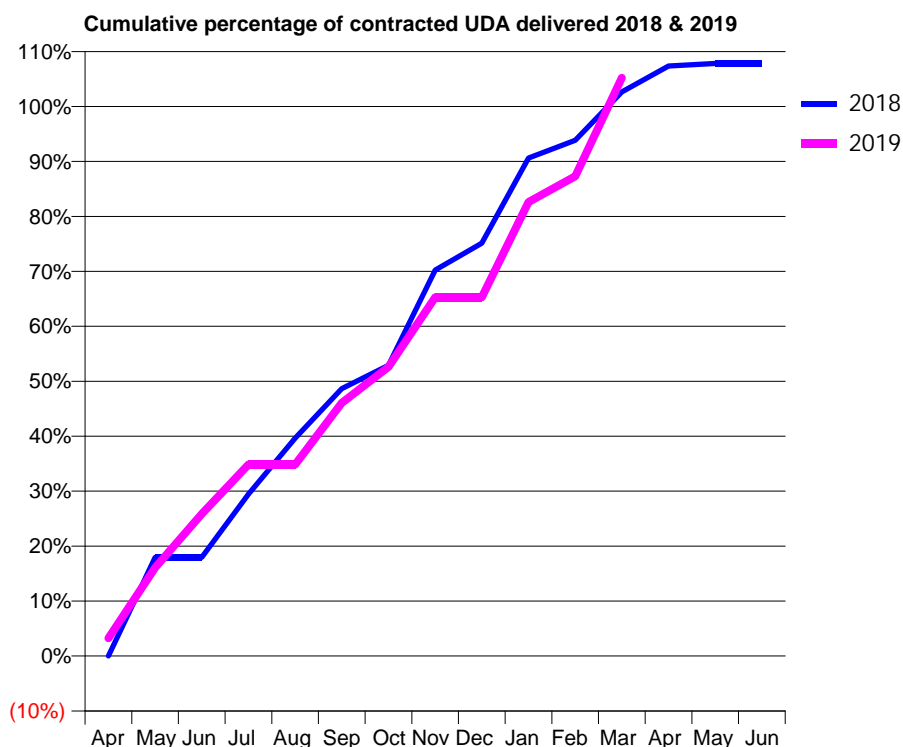
18/19 Contracted general activity (UDA)	491
Carry forward general activity (UDA)	-10
18/19 Contracted orthodontic activity (UOA)	0
Carry forward orthodontic activity (UOA)	0
Baseline contract value	£11,537.29

ACCESS*

Patients seen in 24 months	Total	Change since previous quarter
Quarter ending March 2018	378	
Quarter ending June 2018	387	↑
Quarter ending September 2018	391	→
Quarter ending December 2018	397	→
Quarter ending March 2019	396	→
Variance since March 2018	4.8%	↑



ACTIVITY



Month	Adjusted Scheduled Activity (UDA)	
	2018	2019
April	0	16
May	88	79
June	88	127
July	145	171
August	195	171
September	239	226
October	260	258
November	345	321
December	369	321
January	445	406
February	461	429
March	504	517
April	527	
May	529	
June	529	

QUALITY

	Quantity	Base Number	Contract	AT	Region	England
% of FP17s for the same patient ID Re-attending within 3 months - Children	17	425	4.0%	10.3%	11.9%	11.8%
% of FP17s for the same patient ID Re-attending within 3 months - Adults	0	13	0.0%	16.0%	16.9%	15.7%
% of FP17s for the same patient ID Re-attending between 3 & 9 months - Children	213	425	50.1%	48.6%	48.9%	58.9%
% of FP17s for the same patient ID Re-attending between 3 & 9 months - Adults	10	13	76.9%	38.3%	38.9%	50.8%
% of FP17s for Band 1 Urgent Courses	3	413	0.7%	11.1%	10.7%	9.1%
% of FP17s Relating to Free Repair or Replacements	0	413	0.0%	0.5%	0.5%	0.8%
% of FP17s Relating to Continuations	0	413	0.0%	0.5%	0.7%	0.9%
% of Patients satisfied with the dentistry they have received	0	0	N/A	86.8%	89.1%	92.5%
% of Patients satisfied with the time they had to wait for an appointment	0	0	N/A	83.1%	83.1%	87.0%

* This is based on patients treated on this contract for their most recent course of treatment. Figures in italics indicate the base number of FP17s or Patient Questionnaire responses are less than 100. N/A is shown where the base number of responses is less than 10 during the period. % is calculated as Quantity/Base number*100

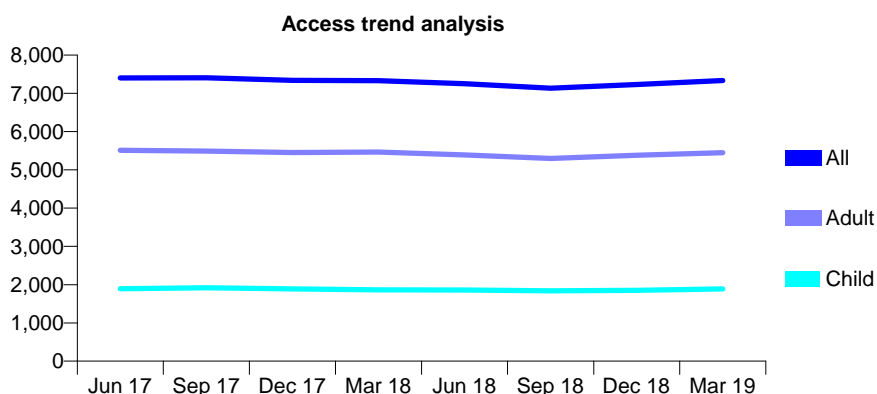
Q62 - Vital Signs At a Glance Contract Report for 755451/0001 - March 2019

Name or company name	MRS B THAKRAR
Contract type name	GDS Contract
Purpose of contract	General
Contract start date	01/04/2008
Contract end date	

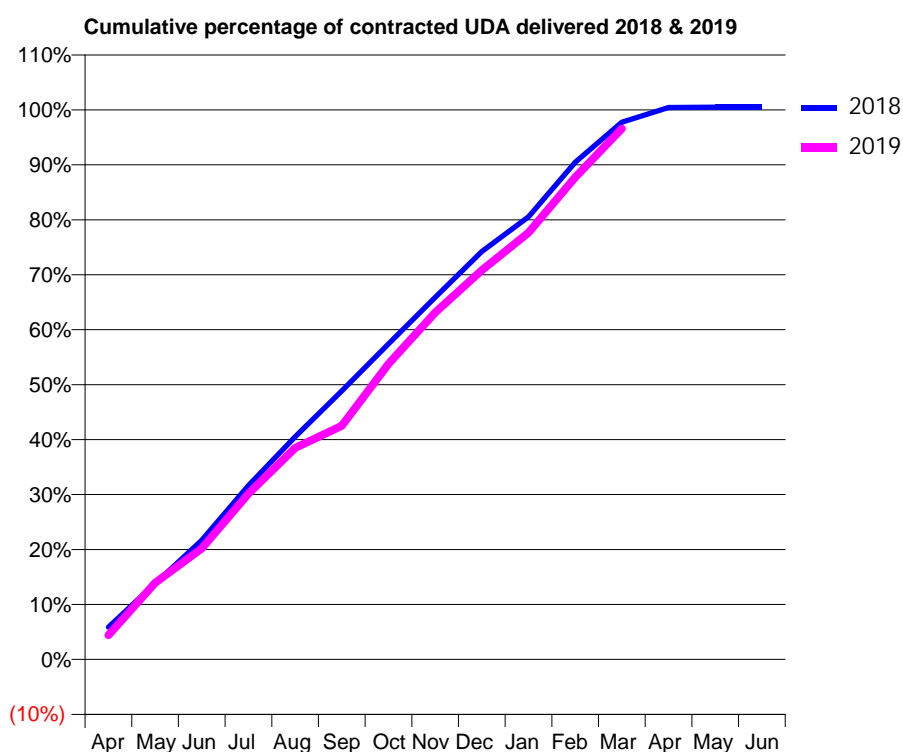
18/19 Contracted general activity (UDA)	21,919
Carry forward general activity (UDA)	-105
18/19 Contracted orthodontic activity (UOA)	0
Carry forward orthodontic activity (UOA)	0
Baseline contract value	£677,480.11

ACCESS*

Patients seen in 24 months	Total	Change since previous quarter
Quarter ending March 2018	7,329	
Quarter ending June 2018	7,252	↓
Quarter ending September 2018	7,134	↓
Quarter ending December 2018	7,233	→
Quarter ending March 2019	7,336	→
Variance since March 2018	0.1%	→



ACTIVITY



Month	2018	2019
April	1,284	965
May	3,027	3,054
June	4,755	4,430
July	6,935	6,611
August	8,884	8,438
September	10,709	9,314
October	12,584	11,788
November	14,445	13,837
December	16,270	15,525
January	17,652	17,020
February	19,835	19,232
March	21,420	21,165
April	22,015	
May	22,023	
June	22,024	

QUALITY

	Quantity	Base Number	Contract	AT	Region	England
% of FP17s for the same patient ID Re-attending within 3 months - Children	208	2,613	8.0%	10.3%	11.9%	11.8%
% of FP17s for the same patient ID Re-attending within 3 months - Adults	1,087	6,771	16.1%	16.0%	16.9%	15.7%
% of FP17s for the same patient ID Re-attending between 3 & 9 months - Children	1,387	2,613	53.1%	48.6%	48.9%	58.9%
% of FP17s for the same patient ID Re-attending between 3 & 9 months - Adults	3,065	6,771	45.3%	38.3%	38.9%	50.8%
% of FP17s for Band 1 Urgent Courses	1,092	9,109	12.0%	11.1%	10.7%	9.1%
% of FP17s Relating to Free Repair or Replacements	31	9,109	0.3%	0.5%	0.5%	0.8%
% of FP17s Relating to Continuations	40	9,109	0.4%	0.5%	0.7%	0.9%
% of Patients satisfied with the dentistry they have received	1	1	N/A	86.8%	89.1%	92.5%
% of Patients satisfied with the time they had to wait for an appointment	1	1	N/A	83.1%	83.1%	87.0%

* This is based on patients treated on this contract for their most recent course of treatment. Figures in italics indicate the base number of FP17s or Patient Questionnaire responses are less than 100. N/A is shown where the base number of responses is less than 10 during the period. % is calculated as Quantity/Base number*100

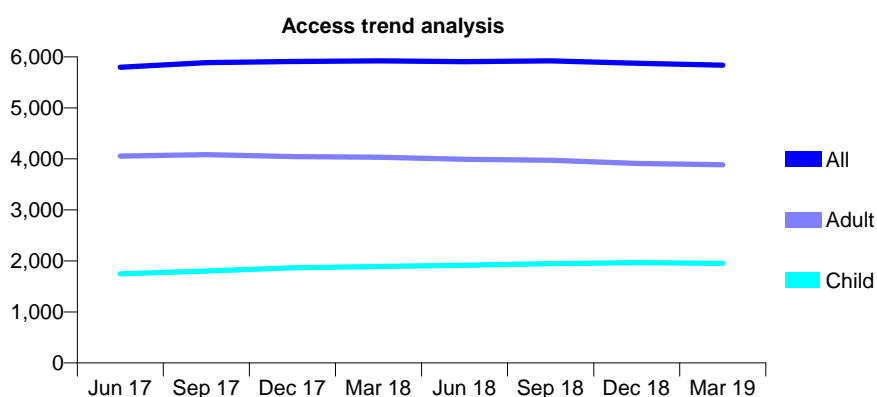
Q62 - Vital Signs At a Glance Contract Report for 755753/0001 - March 2019

Name or company name	MISS K PATEL
Contract type name	GDS Contract
Purpose of contract	General
Contract start date	01/04/2006
Contract end date	

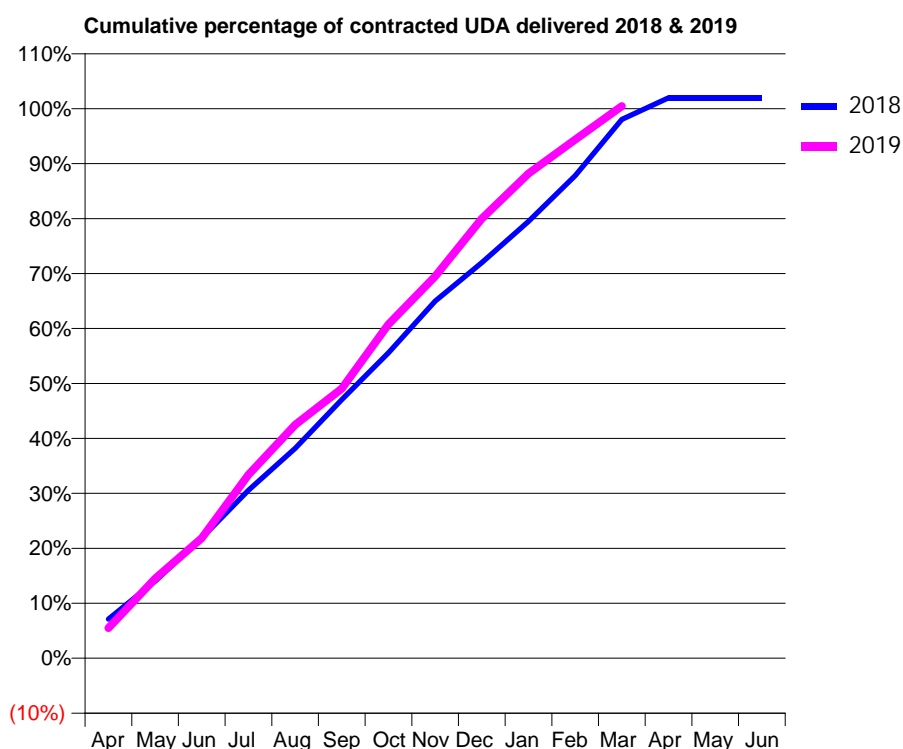
18/19 Contracted general activity (UDA)	13,557
Carry forward general activity (UDA)	-265
18/19 Contracted orthodontic activity (UOA)	0
Carry forward orthodontic activity (UOA)	0
Baseline contract value	£379,532.17

ACCESS*

Patients seen in 24 months	Total	Change since previous quarter
Quarter ending March 2018	5,923	
Quarter ending June 2018	5,907	→
Quarter ending September 2018	5,920	→
Quarter ending December 2018	5,875	→
Quarter ending March 2019	5,837	→
Variance since March 2018	(1.5%)	↓



ACTIVITY



Month	Adjusted Scheduled Activity (UDA)	
	2018	2019
April	967	746
May	1,902	1,967
June	2,968	2,961
July	4,143	4,526
August	5,176	5,758
September	6,378	6,650
October	7,535	8,237
November	8,809	9,420
December	9,760	10,844
January	10,775	11,957
February	11,903	12,793
March	13,292	13,618
April	13,822	
May	13,822	
June	13,822	

QUALITY

	Quantity	Base Number	Contract	AT	Region	England
% of FP17s for the same patient ID Re-attending within 3 months - Children	243	2,621	9.3%	10.3%	11.9%	11.8%
% of FP17s for the same patient ID Re-attending within 3 months - Adults	538	4,301	12.5%	16.0%	16.9%	15.7%
% of FP17s for the same patient ID Re-attending between 3 & 9 months - Children	1,350	2,621	51.5%	48.6%	48.9%	58.9%
% of FP17s for the same patient ID Re-attending between 3 & 9 months - Adults	1,877	4,301	43.6%	38.3%	38.9%	50.8%
% of FP17s for Band 1 Urgent Courses	489	6,024	8.1%	11.1%	10.7%	9.1%
% of FP17s Relating to Free Repair or Replacements	39	6,024	0.6%	0.5%	0.5%	0.8%
% of FP17s Relating to Continuations	39	6,024	0.6%	0.5%	0.7%	0.9%
% of Patients satisfied with the dentistry they have received	4	4	N/A	86.8%	89.1%	92.5%
% of Patients satisfied with the time they had to wait for an appointment	3	4	N/A	83.1%	83.1%	87.0%

* This is based on patients treated on this contract for their most recent course of treatment.

Figures in italics indicate the base number of FP17s or Patient Questionnaire responses are less than 100. N/A is shown where the base number of responses is less than 10 during the period. % is calculated as Quantity/Base number*100

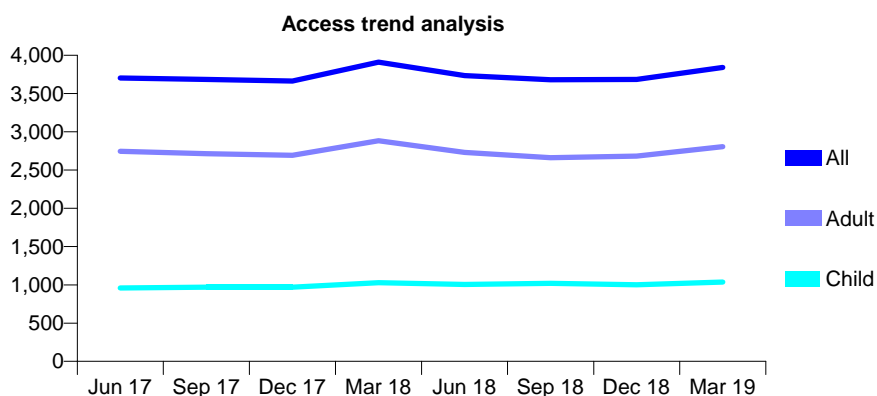
Q62 - Vital Signs At a Glance Contract Report for 763608/0001 - March 2019

Name or company name	MRS N TAVAKOLI
Contract type name	GDS Contract
Purpose of contract	General
Contract start date	01/04/2006
Contract end date	

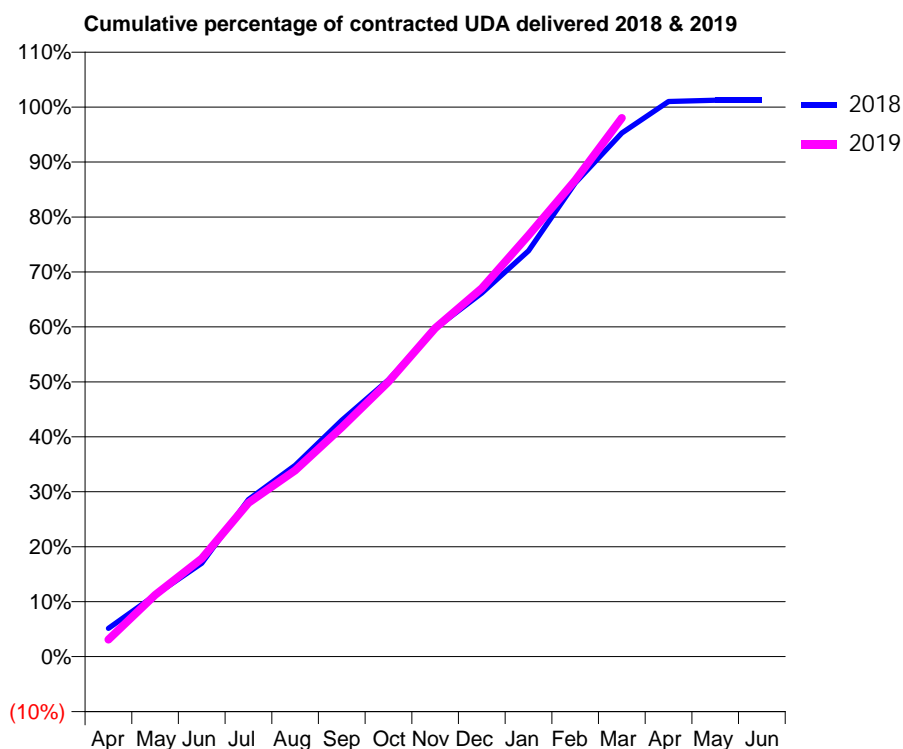
18/19 Contracted general activity (UDA)	10,618
Carry forward general activity (UDA)	-133
18/19 Contracted orthodontic activity (UOA)	0
Carry forward orthodontic activity (UOA)	0
Baseline contract value	£330,275.44

ACCESS*

Patients seen in 24 months	Total	Change since previous quarter
Quarter ending March 2018	3,911	
Quarter ending June 2018	3,734	↓
Quarter ending September 2018	3,681	↓
Quarter ending December 2018	3,684	→
Quarter ending March 2019	3,841	↑
Variance since March 2018	(1.8%)	↓



ACTIVITY



Month	Adjusted Scheduled Activity (UDA)	
	2018	2019
April	544	330
May	1,189	1,192
June	1,805	1,895
July	3,038	2,970
August	3,697	3,598
September	4,568	4,432
October	5,347	5,312
November	6,340	6,347
December	7,022	7,115
January	7,839	8,141
February	9,151	9,203
March	10,114	10,405
April	10,726	
May	10,751	
June	10,751	

QUALITY

	Quantity	Base Number	Contract	AT	Region	England
% of FP17s for the same patient ID Re-attending within 3 months - Children	34	1,069	3.2%	10.3%	11.9%	11.8%
% of FP17s for the same patient ID Re-attending within 3 months - Adults	197	2,733	7.2%	16.0%	16.9%	15.7%
% of FP17s for the same patient ID Re-attending between 3 & 9 months - Children	305	1,069	28.5%	48.6%	48.9%	58.9%
% of FP17s for the same patient ID Re-attending between 3 & 9 months - Adults	896	2,733	32.8%	38.3%	38.9%	50.8%
% of FP17s for Band 1 Urgent Courses	247	3,613	6.8%	11.1%	10.7%	9.1%
% of FP17s Relating to Free Repair or Replacements	16	3,613	0.4%	0.5%	0.5%	0.8%
% of FP17s Relating to Continuations	18	3,613	0.5%	0.5%	0.7%	0.9%
% of Patients satisfied with the dentistry they have received	0	1	N/A	86.8%	89.1%	92.5%
% of Patients satisfied with the time they had to wait for an appointment	0	1	N/A	83.1%	83.1%	87.0%

* This is based on patients treated on this contract for their most recent course of treatment. Figures in italics indicate the base number of FP17s or Patient Questionnaire responses are less than 100. N/A is shown where the base number of responses is less than 10 during the period. % is calculated as Quantity/Base number*100

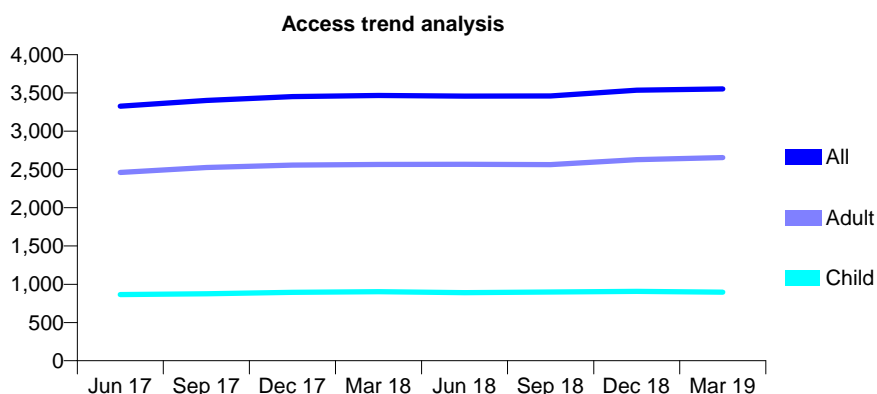
Q62 - Vital Signs At a Glance Contract Report for 763675/0002 - March 2019

Name or company name	MR SB MEHTA
Contract type name	GDS Contract
Purpose of contract	General
Contract start date	01/04/2006
Contract end date	

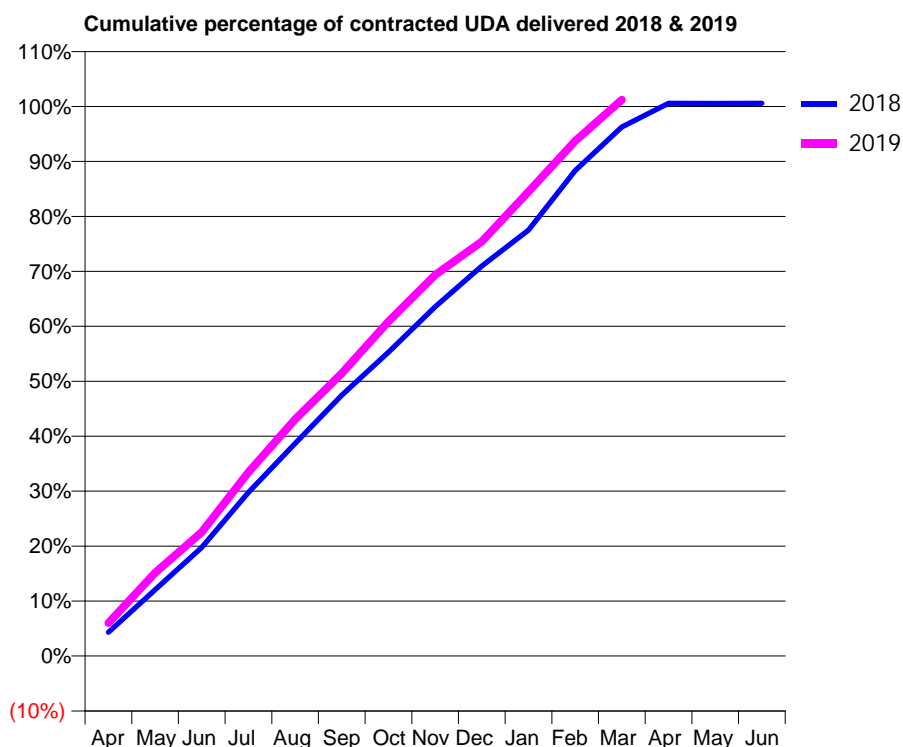
18/19 Contracted general activity (UDA)	9,778
Carry forward general activity (UDA)	-56
18/19 Contracted orthodontic activity (UOA)	0
Carry forward orthodontic activity (UOA)	0
Baseline contract value	£242,828.99

ACCESS*

Patients seen in 24 months	Total	Change since previous quarter
Quarter ending March 2018	3,466	
Quarter ending June 2018	3,458	→
Quarter ending September 2018	3,461	→
Quarter ending December 2018	3,535	↑
Quarter ending March 2019	3,553	→
Variance since March 2018	2.5%	↑



ACTIVITY



Month	Adjusted Scheduled Activity (UDA)	
	2018	2019
April	424	589
May	1,180	1,482
June	1,933	2,205
July	2,912	3,270
August	3,784	4,213
September	4,639	5,033
October	5,406	5,953
November	6,216	6,779
December	6,940	7,374
January	7,578	8,264
February	8,639	9,164
March	9,412	9,895
April	9,835	
May	9,833	
June	9,834	

QUALITY

	Quantity	Base Number	Contract	AT	Region	England
% of FP17s for the same patient ID Re-attending within 3 months - Children	92	1,315	7.0%	10.3%	11.9%	11.8%
% of FP17s for the same patient ID Re-attending within 3 months - Adults	535	3,638	14.7%	16.0%	16.9%	15.7%
% of FP17s for the same patient ID Re-attending between 3 & 9 months - Children	787	1,315	59.8%	48.6%	48.9%	58.9%
% of FP17s for the same patient ID Re-attending between 3 & 9 months - Adults	1,902	3,638	52.3%	38.3%	38.9%	50.8%
% of FP17s for Band 1 Urgent Courses	250	4,782	5.2%	11.1%	10.7%	9.1%
% of FP17s Relating to Free Repair or Replacements	40	4,782	0.8%	0.5%	0.5%	0.8%
% of FP17s Relating to Continuations	58	4,782	1.2%	0.5%	0.7%	0.9%
% of Patients satisfied with the dentistry they have received	2	2	N/A	86.8%	89.1%	92.5%
% of Patients satisfied with the time they had to wait for an appointment	2	2	N/A	83.1%	83.1%	87.0%

* This is based on patients treated on this contract for their most recent course of treatment. Figures in italics indicate the base number of FP17s or Patient Questionnaire responses are less than 100. N/A is shown where the base number of responses is less than 10 during the period. % is calculated as Quantity/Base number*100

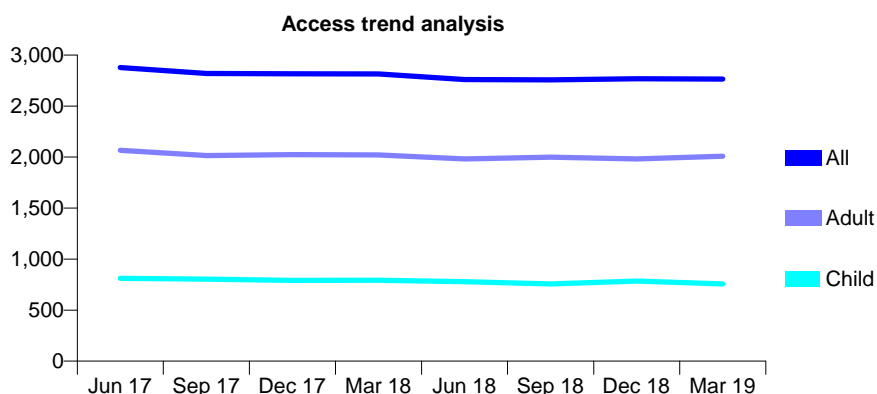
Q62 - Vital Signs At a Glance Contract Report for 763802/0001 - March 2019

Name or company name	MR R VADHER
Contract type name	GDS Contract
Purpose of contract	General
Contract start date	01/04/2006
Contract end date	

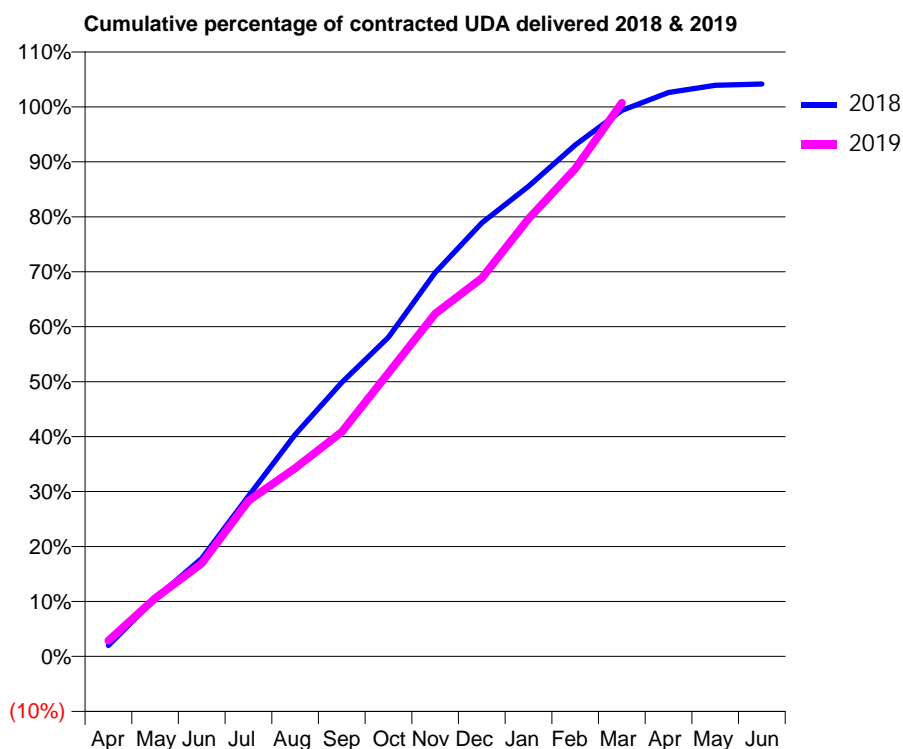
18/19 Contracted general activity (UDA)	6,390
Carry forward general activity (UDA)	-128
18/19 Contracted orthodontic activity (UOA)	0
Carry forward orthodontic activity (UOA)	0
Baseline contract value	£173,980.52

ACCESS*

Patients seen in 24 months	Total	Change since previous quarter
Quarter ending March 2018	2,815	
Quarter ending June 2018	2,760	↓
Quarter ending September 2018	2,757	→
Quarter ending December 2018	2,768	→
Quarter ending March 2019	2,766	→
Variance since March 2018	(1.7%)	↓



ACTIVITY



Month	2018	2019
April	128	183
May	672	676
June	1,140	1,084
July	1,865	1,810
August	2,579	2,190
September	3,184	2,610
October	3,711	3,296
November	4,463	3,985
December	5,040	4,398
January	5,467	5,089
February	5,946	5,672
March	6,349	6,435
April	6,557	
May	6,641	
June	6,656	

QUALITY

	Quantity	Base Number	Contract	AT	Region	England
% of FP17s for the same patient ID Re-attending within 3 months - Children	20	703	2.8%	10.3%	11.9%	11.8%
% of FP17s for the same patient ID Re-attending within 3 months - Adults	146	1,814	8.0%	16.0%	16.9%	15.7%
% of FP17s for the same patient ID Re-attending between 3 & 9 months - Children	188	703	26.7%	48.6%	48.9%	58.9%
% of FP17s for the same patient ID Re-attending between 3 & 9 months - Adults	533	1,814	29.4%	38.3%	38.9%	50.8%
% of FP17s for Band 1 Urgent Courses	52	2,389	2.2%	11.1%	10.7%	9.1%
% of FP17s Relating to Free Repair or Replacements	2	2,389	0.1%	0.5%	0.5%	0.8%
% of FP17s Relating to Continuations	4	2,389	0.2%	0.5%	0.7%	0.9%
% of Patients satisfied with the dentistry they have received	0	0	N/A	86.8%	89.1%	92.5%
% of Patients satisfied with the time they had to wait for an appointment	0	0	N/A	83.1%	83.1%	87.0%

* This is based on patients treated on this contract for their most recent course of treatment. Figures in italics indicate the base number of FP17s or Patient Questionnaire responses are less than 100. N/A is shown where the base number of responses is less than 10 during the period. % is calculated as Quantity/Base number*100

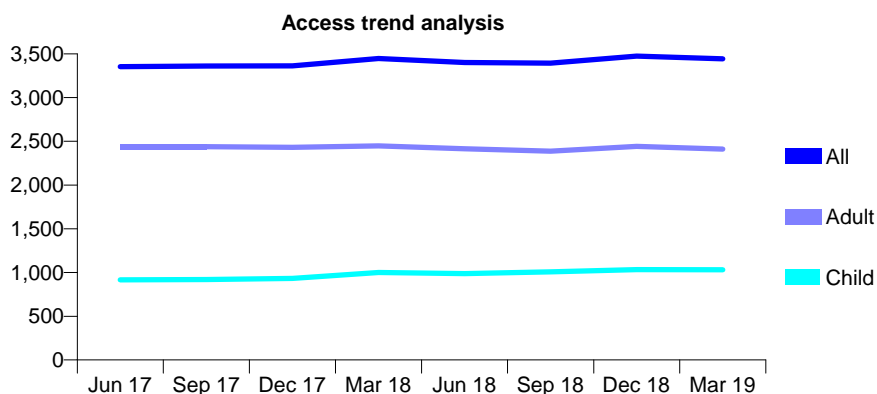
Q62 - Vital Signs At a Glance Contract Report for 763934/0001 - March 2019

Name or company name	MRS F KHOSRAVI
Contract type name	GDS Contract
Purpose of contract	General
Contract start date	01/04/2006
Contract end date	

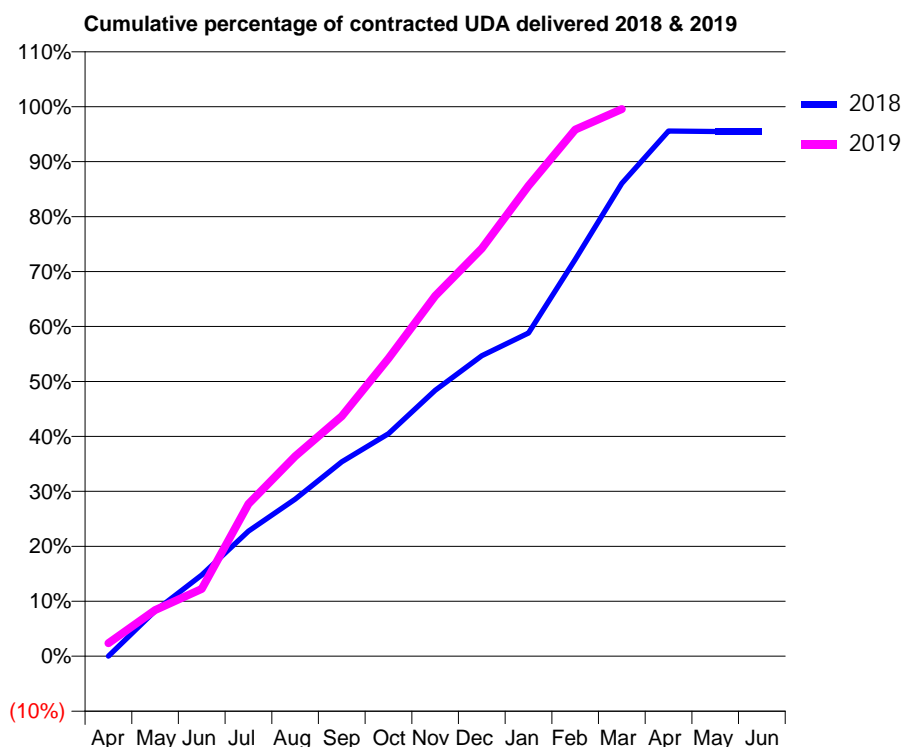
18/19 Contracted general activity (UDA)	12,195
Carry forward general activity (UDA)	0
18/19 Contracted orthodontic activity (UOA)	0
Carry forward orthodontic activity (UOA)	0
Baseline contract value	£389,556.14

ACCESS*

Patients seen in 24 months	Total	Change since previous quarter
Quarter ending March 2018	3,448	
Quarter ending June 2018	3,402	↓
Quarter ending September 2018	3,394	→
Quarter ending December 2018	3,475	↑
Quarter ending March 2019	3,443	→
Variance since March 2018	(0.1%)	→



ACTIVITY



Month	2018	2019
April	3	290
May	1,007	1,027
June	1,804	1,493
July	2,775	3,380
August	3,487	4,439
September	4,313	5,325
October	4,938	6,607
November	5,903	7,998
December	6,670	9,048
January	7,172	10,438
February	8,806	11,684
March	10,492	12,142
April	11,655	
May	11,644	
June	11,642	

QUALITY

	Quantity	Base Number	Contract	AT	Region	England
% of FP17s for the same patient ID Re-attending within 3 months - Children	127	1,255	10.1%	10.3%	11.9%	11.8%
% of FP17s for the same patient ID Re-attending within 3 months - Adults	561	2,874	19.5%	16.0%	16.9%	15.7%
% of FP17s for the same patient ID Re-attending between 3 & 9 months - Children	550	1,255	43.8%	48.6%	48.9%	58.9%
% of FP17s for the same patient ID Re-attending between 3 & 9 months - Adults	1,075	2,874	37.4%	38.3%	38.9%	50.8%
% of FP17s for Band 1 Urgent Courses	305	3,873	7.9%	11.1%	10.7%	9.1%
% of FP17s Relating to Free Repair or Replacements	23	3,873	0.6%	0.5%	0.5%	0.8%
% of FP17s Relating to Continuations	2	3,873	0.1%	0.5%	0.7%	0.9%
% of Patients satisfied with the dentistry they have received	1	1	N/A	86.8%	89.1%	92.5%
% of Patients satisfied with the time they had to wait for an appointment	1	1	N/A	83.1%	83.1%	87.0%

* This is based on patients treated on this contract for their most recent course of treatment. Figures in italics indicate the base number of FP17s or Patient Questionnaire responses are less than 100. N/A is shown where the base number of responses is less than 10 during the period. % is calculated as Quantity/Base number*100

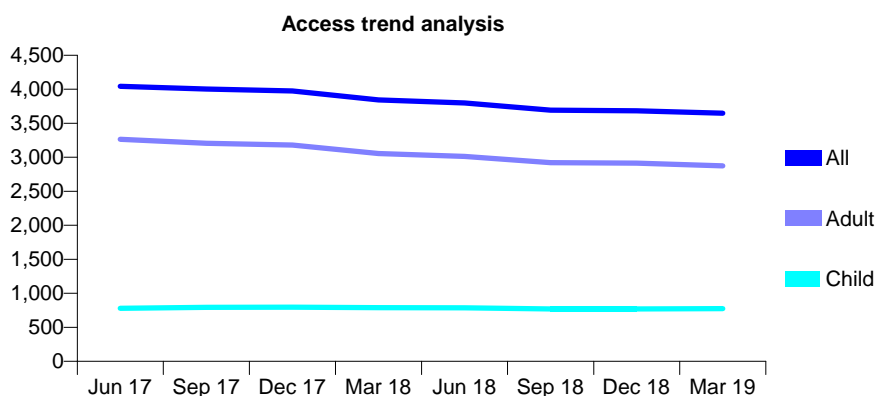
Q62 - Vital Signs At a Glance Contract Report for 764957/0003 - March 2019

Name or company name	Valecha Dental Practice
Contract type name	GDS Contract
Purpose of contract	General
Contract start date	01/04/2006
Contract end date	

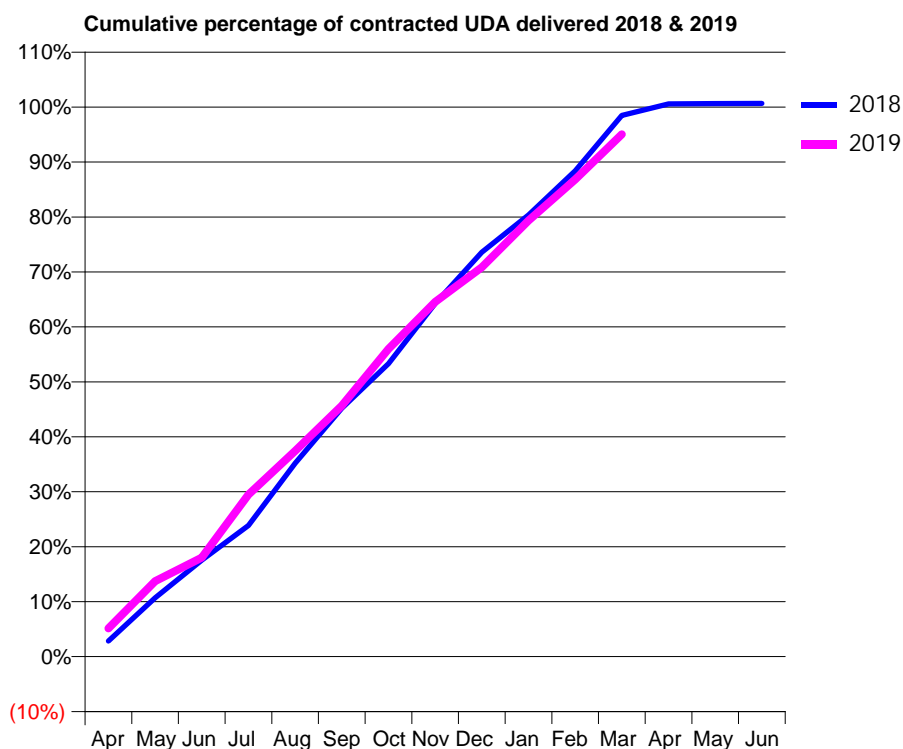
18/19 Contracted general activity (UDA)	15,834
Carry forward general activity (UDA)	-102
18/19 Contracted orthodontic activity (UOA)	0
Carry forward orthodontic activity (UOA)	0
Baseline contract value	£416,297.06

ACCESS*

Patients seen in 24 months	Total	Change since previous quarter
Quarter ending March 2018	3,844	
Quarter ending June 2018	3,799	↓
Quarter ending September 2018	3,693	↓
Quarter ending December 2018	3,684	→
Quarter ending March 2019	3,648	→
Variance since March 2018	(5.1%)	↓



ACTIVITY



Month	Adjusted Scheduled Activity (UDA)	
	2018	2019
April	452	815
May	1,698	2,172
June	2,781	2,854
July	3,779	4,672
August	5,575	5,929
September	7,158	7,229
October	8,441	8,867
November	10,175	10,217
December	11,648	11,217
January	12,724	12,563
February	13,995	13,746
March	15,590	15,047
April	15,926	
May	15,933	
June	15,936	

QUALITY

	Quantity	Base Number	Contract	AT	Region	England
% of FP17s for the same patient ID Re-attending within 3 months - Children	142	1,121	12.7%	10.3%	11.9%	11.8%
% of FP17s for the same patient ID Re-attending within 3 months - Adults	692	3,691	18.7%	16.0%	16.9%	15.7%
% of FP17s for the same patient ID Re-attending between 3 & 9 months - Children	609	1,121	54.3%	48.6%	48.9%	58.9%
% of FP17s for the same patient ID Re-attending between 3 & 9 months - Adults	1,633	3,691	44.2%	38.3%	38.9%	50.8%
% of FP17s for Band 1 Urgent Courses	374	4,684	8.0%	11.1%	10.7%	9.1%
% of FP17s Relating to Free Repair or Replacements	115	4,684	2.5%	0.5%	0.5%	0.8%
% of FP17s Relating to Continuations	12	4,684	0.3%	0.5%	0.7%	0.9%
% of Patients satisfied with the dentistry they have received	0	1	N/A	86.8%	89.1%	92.5%
% of Patients satisfied with the time they had to wait for an appointment	0	1	N/A	83.1%	83.1%	87.0%

* This is based on patients treated on this contract for their most recent course of treatment. Figures in italics indicate the base number of FP17s or Patient Questionnaire responses are less than 100. N/A is shown where the base number of responses is less than 10 during the period. % is calculated as Quantity/Base number*100

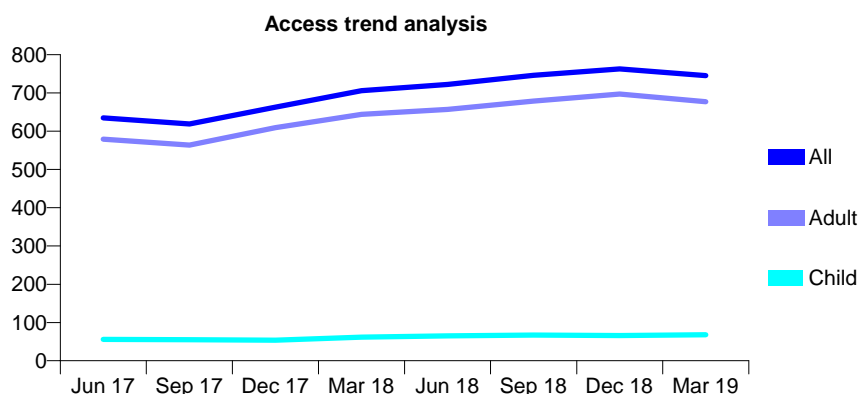
Q62 - Vital Signs At a Glance Contract Report for 766895/0001 - March 2019

Name or company name	MR M SOLTAN MOHAMMADI KHAYAT
Contract type name	GDS Contract
Purpose of contract	General
Contract start date	01/04/2006
Contract end date	

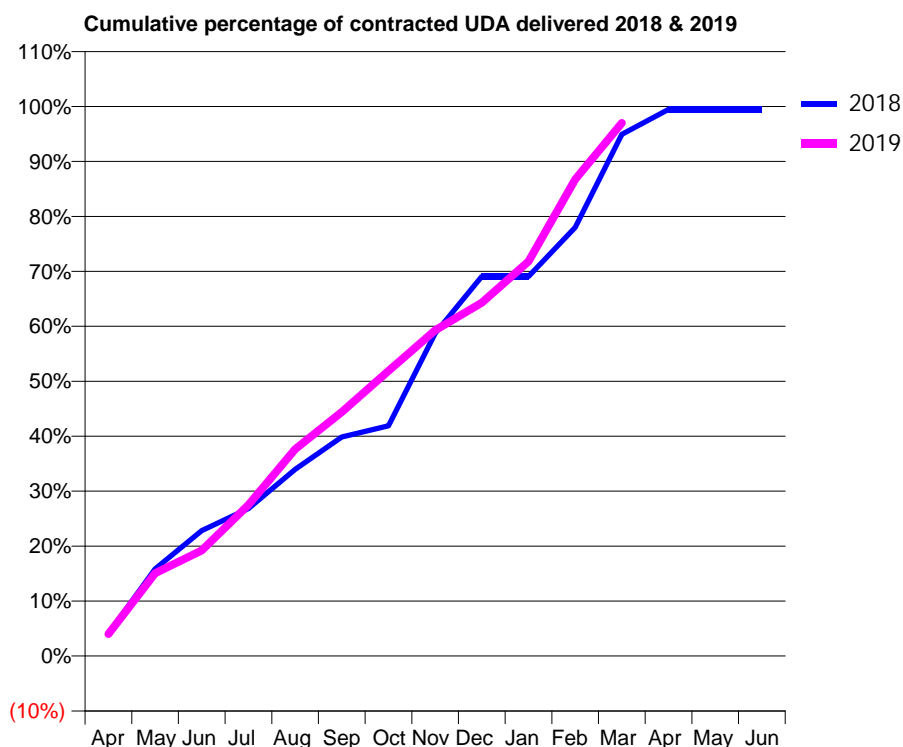
18/19 Contracted general activity (UDA)	976
Carry forward general activity (UDA)	5
18/19 Contracted orthodontic activity (UOA)	0
Carry forward orthodontic activity (UOA)	0
Baseline contract value	£36,199.73

ACCESS*

Patients seen in 24 months	Total	Change since previous quarter
Quarter ending March 2018	706	
Quarter ending June 2018	722	↑
Quarter ending September 2018	746	↑
Quarter ending December 2018	763	↑
Quarter ending March 2019	745	↓
Variance since March 2018	5.5%	↑



ACTIVITY



Month	Adjusted Scheduled Activity (UDA)	
	2018	2019
April	40	39
May	155	147
June	223	187
July	262	268
August	332	367
September	389	433
October	409	506
November	573	578
December	674	628
January	674	701
February	761	847
March	926	947
April	971	
May	971	
June	971	

QUALITY

	Quantity	Base Number	Contract	AT	Region	England
% of FP17s for the same patient ID Re-attending within 3 months - Children	5	71	7.0%	10.3%	11.9%	11.8%
% of FP17s for the same patient ID Re-attending within 3 months - Adults	19	588	3.2%	16.0%	16.9%	15.7%
% of FP17s for the same patient ID Re-attending between 3 & 9 months - Children	32	71	45.1%	48.6%	48.9%	58.9%
% of FP17s for the same patient ID Re-attending between 3 & 9 months - Adults	136	588	23.1%	38.3%	38.9%	50.8%
% of FP17s for Band 1 Urgent Courses	3	640	0.5%	11.1%	10.7%	9.1%
% of FP17s Relating to Free Repair or Replacements	0	640	0.0%	0.5%	0.5%	0.8%
% of FP17s Relating to Continuations	0	640	0.0%	0.5%	0.7%	0.9%
% of Patients satisfied with the dentistry they have received	0	0	N/A	86.8%	89.1%	92.5%
% of Patients satisfied with the time they had to wait for an appointment	0	0	N/A	83.1%	83.1%	87.0%

* This is based on patients treated on this contract for their most recent course of treatment. Figures in italics indicate the base number of FP17s or Patient Questionnaire responses are less than 100. N/A is shown where the base number of responses is less than 10 during the period. % is calculated as Quantity/Base number*100

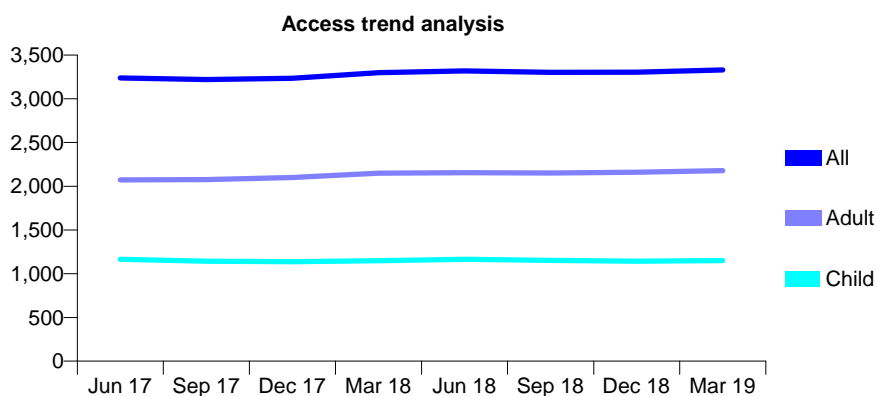
Q62 - Vital Signs At a Glance Contract Report for 766895/0004 - March 2019

Name or company name	MR M SOLTAN MOHAMMADI KHAYAT
Contract type name	GDS Contract
Purpose of contract	General
Contract start date	01/02/2015
Contract end date	

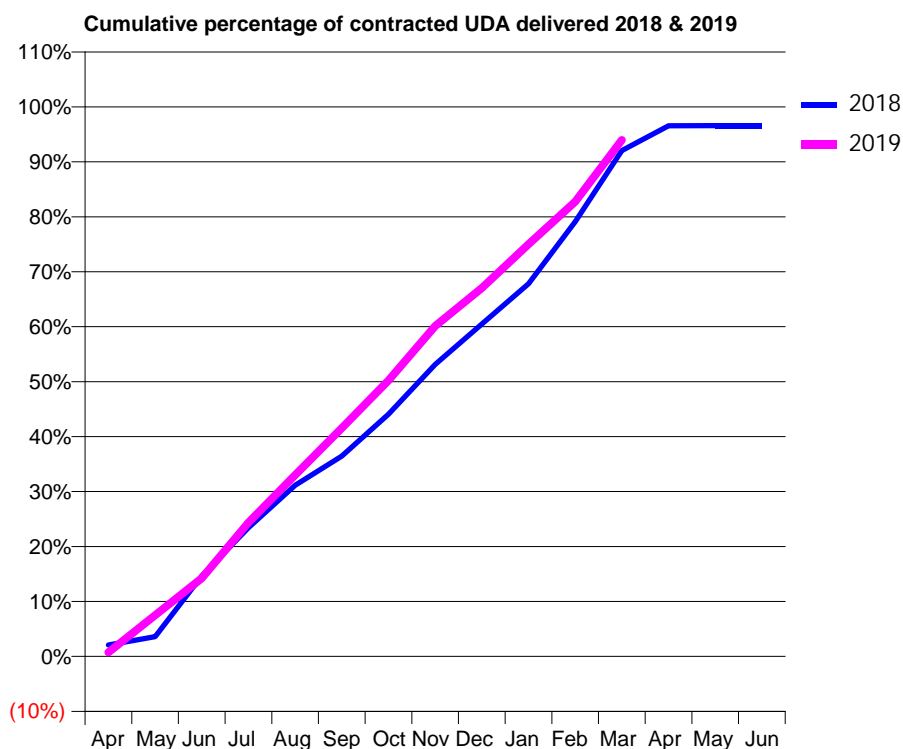
18/19 Contracted general activity (UDA)	9,365
Carry forward general activity (UDA)	318
18/19 Contracted orthodontic activity (UOA)	0
Carry forward orthodontic activity (UOA)	0
Baseline contract value	£265,617.15

ACCESS*

Patients seen in 24 months	Total	Change since previous quarter
Quarter ending March 2018	3,298	
Quarter ending June 2018	3,319	→
Quarter ending September 2018	3,303	→
Quarter ending December 2018	3,304	→
Quarter ending March 2019	3,330	→
Variance since March 2018	1.0%	→



ACTIVITY



Month	2018	2019
April	195	70
May	337	703
June	1,372	1,333
July	2,193	2,283
August	2,918	3,091
September	3,415	3,892
October	4,129	4,704
November	4,976	5,629
December	5,665	6,277
January	6,350	7,023
February	7,411	7,748
March	8,618	8,799
April	9,041	
May	9,047	
June	9,047	

QUALITY

	Quantity	Base Number	Contract	AT	Region	England
% of FP17s for the same patient ID Re-attending within 3 months - Children	144	1,774	8.1%	10.3%	11.9%	11.8%
% of FP17s for the same patient ID Re-attending within 3 months - Adults	265	2,315	11.4%	16.0%	16.9%	15.7%
% of FP17s for the same patient ID Re-attending between 3 & 9 months - Children	1,048	1,774	59.1%	48.6%	48.9%	58.9%
% of FP17s for the same patient ID Re-attending between 3 & 9 months - Adults	1,056	2,315	45.6%	38.3%	38.9%	50.8%
% of FP17s for Band 1 Urgent Courses	263	3,901	6.7%	11.1%	10.7%	9.1%
% of FP17s Relating to Free Repair or Replacements	5	3,901	0.1%	0.5%	0.5%	0.8%
% of FP17s Relating to Continuations	3	3,901	0.1%	0.5%	0.7%	0.9%
% of Patients satisfied with the dentistry they have received	3	3	N/A	86.8%	89.1%	92.5%
% of Patients satisfied with the time they had to wait for an appointment	3	3	N/A	83.1%	83.1%	87.0%

* This is based on patients treated on this contract for their most recent course of treatment.

Figures in italics indicate the base number of FP17s or Patient Questionnaire responses are less than 100. N/A is shown where the base number of responses is less than 10 during the period. % is calculated as Quantity/Base number*100

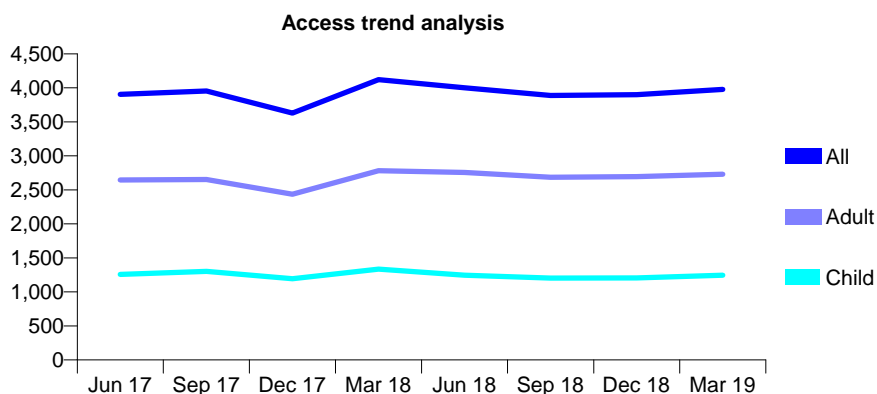
Q62 - Vital Signs At a Glance Contract Report for 767697/0002 - March 2019

Name or company name	MR F RAMEZANI
Contract type name	GDS Contract
Purpose of contract	General
Contract start date	01/04/2006
Contract end date	

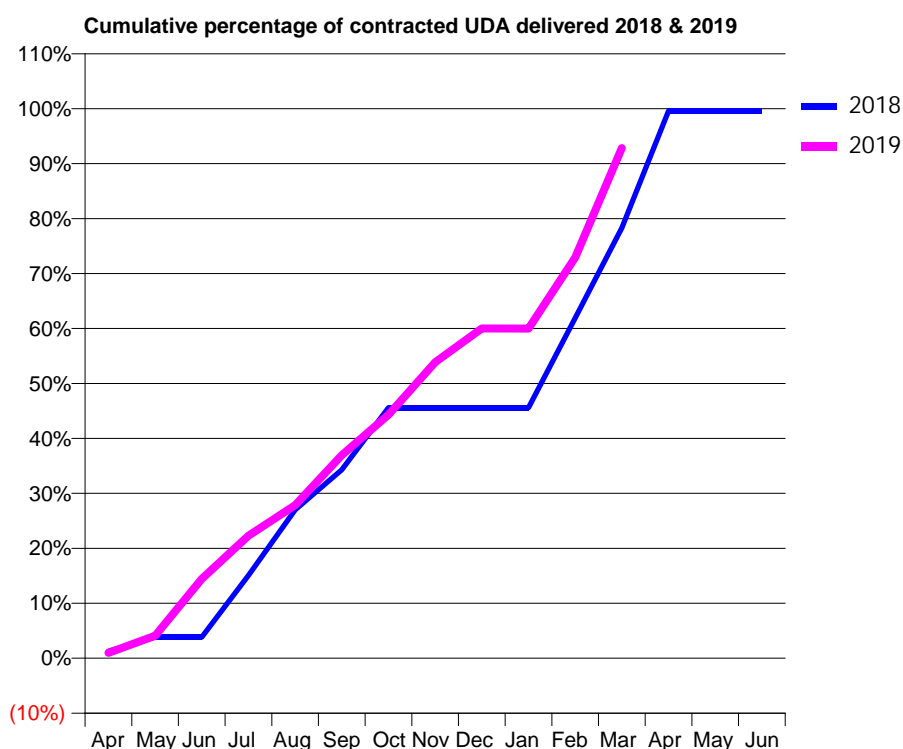
18/19 Contracted general activity (UDA)	8,692
Carry forward general activity (UDA)	36
18/19 Contracted orthodontic activity (UOA)	0
Carry forward orthodontic activity (UOA)	0
Baseline contract value	£242,487.48

ACCESS*

Patients seen in 24 months	Total	Change since previous quarter
Quarter ending March 2018	4,120	
Quarter ending June 2018	4,001	↓
Quarter ending September 2018	3,888	↓
Quarter ending December 2018	3,901	→
Quarter ending March 2019	3,978	→
Variance since March 2018	(3.4%)	↓



ACTIVITY



Month	Adjusted Scheduled Activity (UDA)	
	2018	2019
April	111	86
May	335	356
June	335	1,254
July	1,311	1,938
August	2,349	2,423
September	2,981	3,212
October	3,962	3,852
November	3,962	4,682
December	3,962	5,214
January	3,962	5,213
February	5,385	6,340
March	6,805	8,069
April	8,656	
May	8,656	
June	8,656	

QUALITY

	Quantity	Base Number	Contract	AT	Region	England
% of FP17s for the same patient ID Re-attending within 3 months - Children	44	1,112	4.0%	10.3%	11.9%	11.8%
% of FP17s for the same patient ID Re-attending within 3 months - Adults	186	2,436	7.6%	16.0%	16.9%	15.7%
% of FP17s for the same patient ID Re-attending between 3 & 9 months - Children	327	1,112	29.4%	48.6%	48.9%	58.9%
% of FP17s for the same patient ID Re-attending between 3 & 9 months - Adults	668	2,436	27.4%	38.3%	38.9%	50.8%
% of FP17s for Band 1 Urgent Courses	62	3,227	1.9%	11.1%	10.7%	9.1%
% of FP17s Relating to Free Repair or Replacements	2	3,227	0.1%	0.5%	0.5%	0.8%
% of FP17s Relating to Continuations	55	3,227	1.7%	0.5%	0.7%	0.9%
% of Patients satisfied with the dentistry they have received	1	1	N/A	86.8%	89.1%	92.5%
% of Patients satisfied with the time they had to wait for an appointment	1	1	N/A	83.1%	83.1%	87.0%

* This is based on patients treated on this contract for their most recent course of treatment. Figures in italics indicate the base number of FP17s or Patient Questionnaire responses are less than 100. N/A is shown where the base number of responses is less than 10 during the period. % is calculated as Quantity/Base number*100

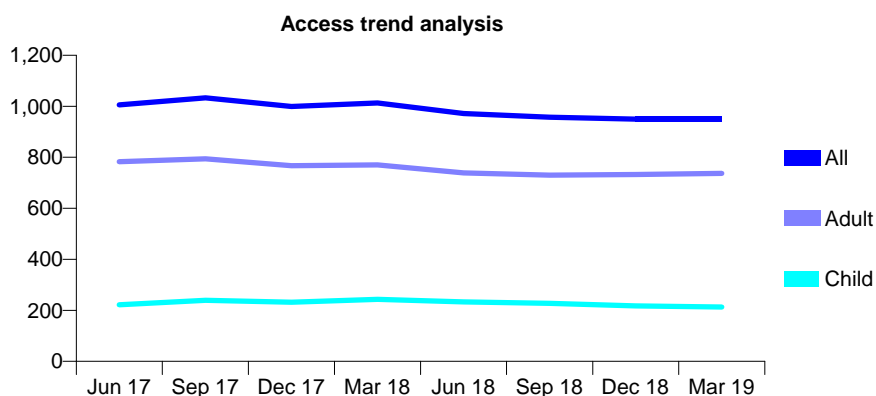
Q62 - Vital Signs At a Glance Contract Report for 768286/0001 - March 2019

Name or company name	Nidal Barakji & Nader Davani
Contract type name	GDS Contract
Purpose of contract	General
Contract start date	01/04/2006
Contract end date	

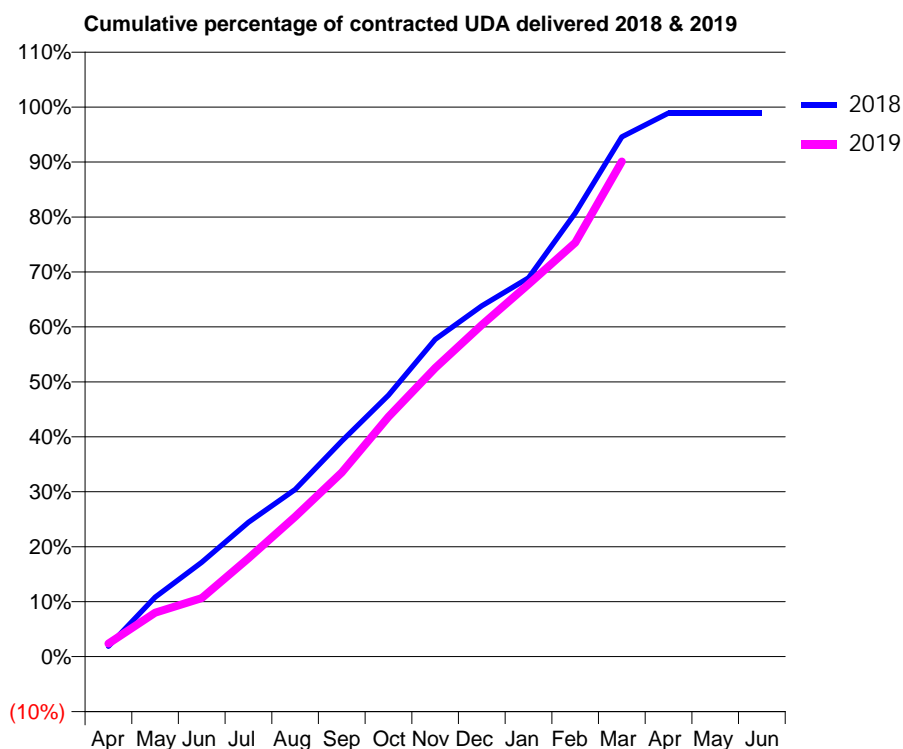
18/19 Contracted general activity (UDA)	4,598
Carry forward general activity (UDA)	50
18/19 Contracted orthodontic activity (UOA)	0
Carry forward orthodontic activity (UOA)	0
Baseline contract value	£152,316.80

ACCESS*

Patients seen in 24 months	Total	Change since previous quarter
Quarter ending March 2018	1,013	
Quarter ending June 2018	972	↓
Quarter ending September 2018	957	↓
Quarter ending December 2018	950	→
Quarter ending March 2019	950	→
Variance since March 2018	(6.2%)	↓



ACTIVITY



Month	Adjusted Scheduled Activity (UDA)	
	2018	2019
April	86	109
May	498	368
June	789	490
July	1,125	823
August	1,398	1,171
September	1,803	1,540
October	2,188	2,007
November	2,655	2,415
December	2,935	2,775
January	3,168	3,116
February	3,711	3,464
March	4,349	4,142
April	4,548	
May	4,548	
June	4,548	

QUALITY

	Quantity	Base Number	Contract	AT	Region	England
% of FP17s for the same patient ID Re-attending within 3 months - Children	32	224	14.3%	10.3%	11.9%	11.8%
% of FP17s for the same patient ID Re-attending within 3 months - Adults	260	1,010	25.7%	16.0%	16.9%	15.7%
% of FP17s for the same patient ID Re-attending between 3 & 9 months - Children	89	224	39.7%	48.6%	48.9%	58.9%
% of FP17s for the same patient ID Re-attending between 3 & 9 months - Adults	382	1,010	37.8%	38.3%	38.9%	50.8%
% of FP17s for Band 1 Urgent Courses	301	1,199	25.1%	11.1%	10.7%	9.1%
% of FP17s Relating to Free Repair or Replacements	2	1,199	0.2%	0.5%	0.5%	0.8%
% of FP17s Relating to Continuations	10	1,199	0.8%	0.5%	0.7%	0.9%
% of Patients satisfied with the dentistry they have received	1	1	N/A	86.8%	89.1%	92.5%
% of Patients satisfied with the time they had to wait for an appointment	1	1	N/A	83.1%	83.1%	87.0%

* This is based on patients treated on this contract for their most recent course of treatment. Figures in italics indicate the base number of FP17s or Patient Questionnaire responses are less than 100. N/A is shown where the base number of responses is less than 10 during the period. % is calculated as Quantity/Base number*100

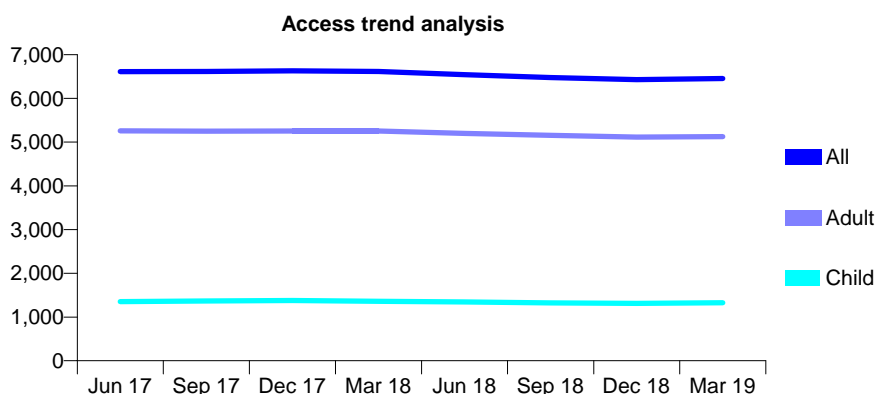
Q62 - Vital Signs At a Glance Contract Report for 768359/0001 - March 2019

Name or company name	MR KC SHAH
Contract type name	GDS Contract
Purpose of contract	General
Contract start date	01/04/2006
Contract end date	

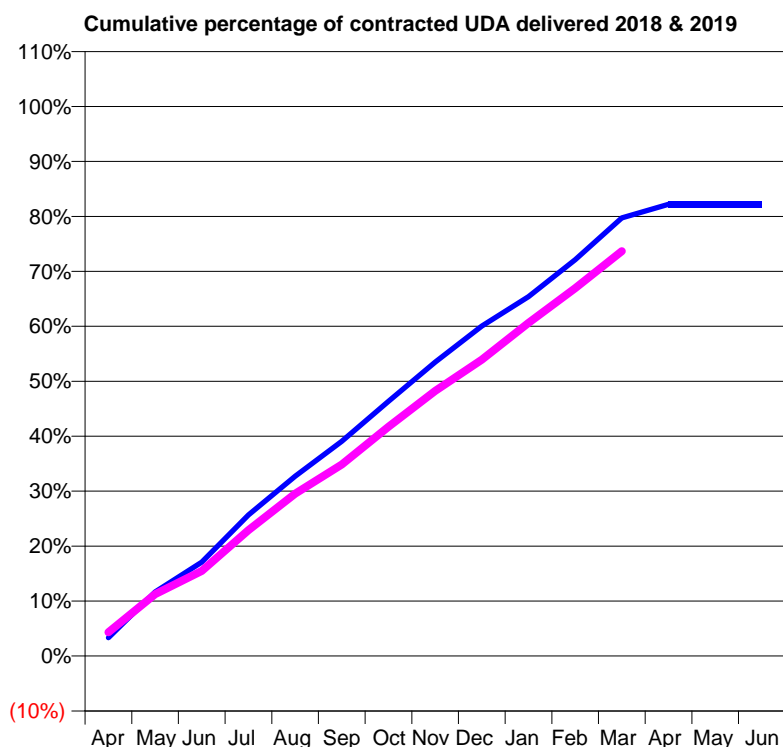
18/19 Contracted general activity (UDA)	22,099
Carry forward general activity (UDA)	0
18/19 Contracted orthodontic activity (UOA)	0
Carry forward orthodontic activity (UOA)	0
Baseline contract value	£668,257.01

ACCESS*

Patients seen in 24 months	Total	Change since previous quarter
Quarter ending March 2018	6,613	
Quarter ending June 2018	6,541	↓
Quarter ending September 2018	6,477	→
Quarter ending December 2018	6,428	→
Quarter ending March 2019	6,455	→
Variance since March 2018	(2.4%)	↓



ACTIVITY



Month	Adjusted Scheduled Activity (UDA)	
	2018	2019
April	737	956
May	2,579	2,485
June	3,779	3,417
July	5,679	5,058
August	7,232	6,529
September	8,636	7,698
October	10,241	9,219
November	11,818	10,661
December	13,267	11,916
January	14,452	13,400
February	15,942	14,791
March	17,618	16,280
April	18,164	
May	18,164	
June	18,164	

QUALITY

	Quantity	Base Number	Contract	AT	Region	England
% of FP17s for the same patient ID Re-attending within 3 months - Children	97	1,725	5.6%	10.3%	11.9%	11.8%
% of FP17s for the same patient ID Re-attending within 3 months - Adults	856	6,064	14.1%	16.0%	16.9%	15.7%
% of FP17s for the same patient ID Re-attending between 3 & 9 months - Children	930	1,725	53.9%	48.6%	48.9%	58.9%
% of FP17s for the same patient ID Re-attending between 3 & 9 months - Adults	2,675	6,064	44.1%	38.3%	38.9%	50.8%
% of FP17s for Band 1 Urgent Courses	773	7,553	10.2%	11.1%	10.7%	9.1%
% of FP17s Relating to Free Repair or Replacements	48	7,553	0.6%	0.5%	0.5%	0.8%
% of FP17s Relating to Continuations	70	7,553	0.9%	0.5%	0.7%	0.9%
% of Patients satisfied with the dentistry they have received	1	1	N/A	86.8%	89.1%	92.5%
% of Patients satisfied with the time they had to wait for an appointment	1	1	N/A	83.1%	83.1%	87.0%

* This is based on patients treated on this contract for their most recent course of treatment. Figures in italics indicate the base number of FP17s or Patient Questionnaire responses are less than 100. N/A is shown where the base number of responses is less than 10 during the period. % is calculated as Quantity/Base number*100

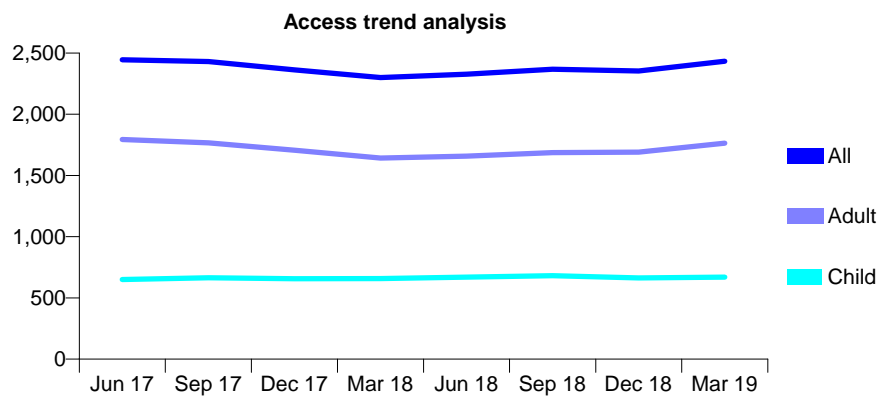
Q62 - Vital Signs At a Glance Contract Report for 769576/0001 - March 2019

Name or company name	MR E GANJEH KHOSRAVI
Contract type name	GDS Contract
Purpose of contract	General
Contract start date	01/04/2006
Contract end date	

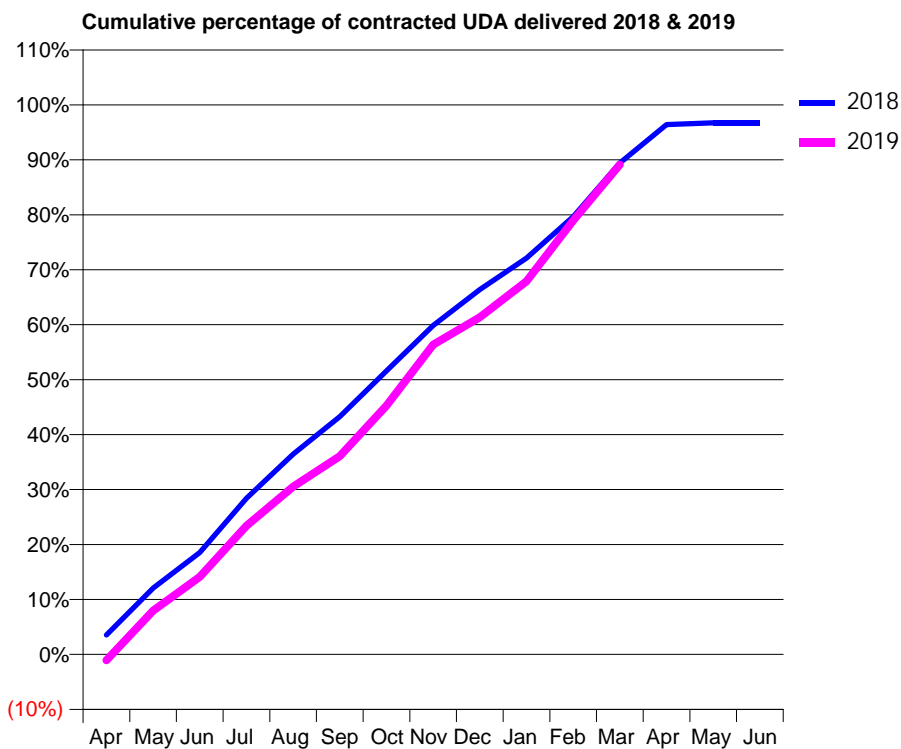
18/19 Contracted general activity (UDA)	9,073
Carry forward general activity (UDA)	299
18/19 Contracted orthodontic activity (UOA)	0
Carry forward orthodontic activity (UOA)	0
Baseline contract value	£283,351.78

ACCESS*

Patients seen in 24 months	Total	Change since previous quarter
Quarter ending March 2018	2,300	
Quarter ending June 2018	2,327	→
Quarter ending September 2018	2,368	→
Quarter ending December 2018	2,354	→
Quarter ending March 2019	2,433	↑
Variance since March 2018	5.8%	↑



ACTIVITY



Month	Adjusted Scheduled Activity (UDA)	
	2018	2019
April	320	-98
May	1,096	724
June	1,683	1,280
July	2,576	2,123
August	3,308	2,771
September	3,924	3,272
October	4,679	4,108
November	5,431	5,114
December	6,024	5,566
January	6,542	6,160
February	7,228	7,163
March	8,112	8,087
April	8,747	
May	8,774	
June	8,774	

QUALITY

	Quantity	Base Number	Contract	AT	Region	England
% of FP17s for the same patient ID Re-attending within 3 months - Children	70	839	8.3%	10.3%	11.9%	11.8%
% of FP17s for the same patient ID Re-attending within 3 months - Adults	457	2,245	20.4%	16.0%	16.9%	15.7%
% of FP17s for the same patient ID Re-attending between 3 & 9 months - Children	370	839	44.1%	48.6%	48.9%	58.9%
% of FP17s for the same patient ID Re-attending between 3 & 9 months - Adults	711	2,245	31.7%	38.3%	38.9%	50.8%
% of FP17s for Band 1 Urgent Courses	624	2,955	21.1%	11.1%	10.7%	9.1%
% of FP17s Relating to Free Repair or Replacements	6	2,955	0.2%	0.5%	0.5%	0.8%
% of FP17s Relating to Continuations	3	2,955	0.1%	0.5%	0.7%	0.9%
% of Patients satisfied with the dentistry they have received	1	2	N/A	86.8%	89.1%	92.5%
% of Patients satisfied with the time they had to wait for an appointment	1	2	N/A	83.1%	83.1%	87.0%

* This is based on patients treated on this contract for their most recent course of treatment. Figures in italics indicate the base number of FP17s or Patient Questionnaire responses are less than 100. N/A is shown where the base number of responses is less than 10 during the period. % is calculated as Quantity/Base number*100

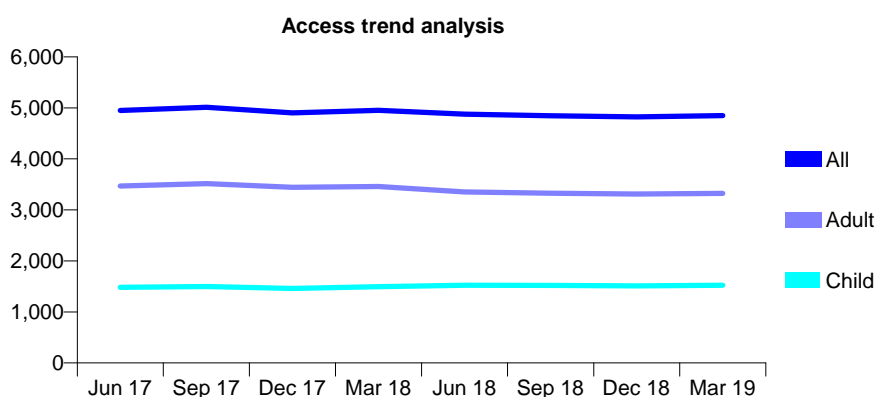
Q62 - Vital Signs At a Glance Contract Report for 770124/0002 - March 2019

Name or company name	MR DS NAR
Contract type name	GDS Contract
Purpose of contract	General
Contract start date	01/04/2015
Contract end date	

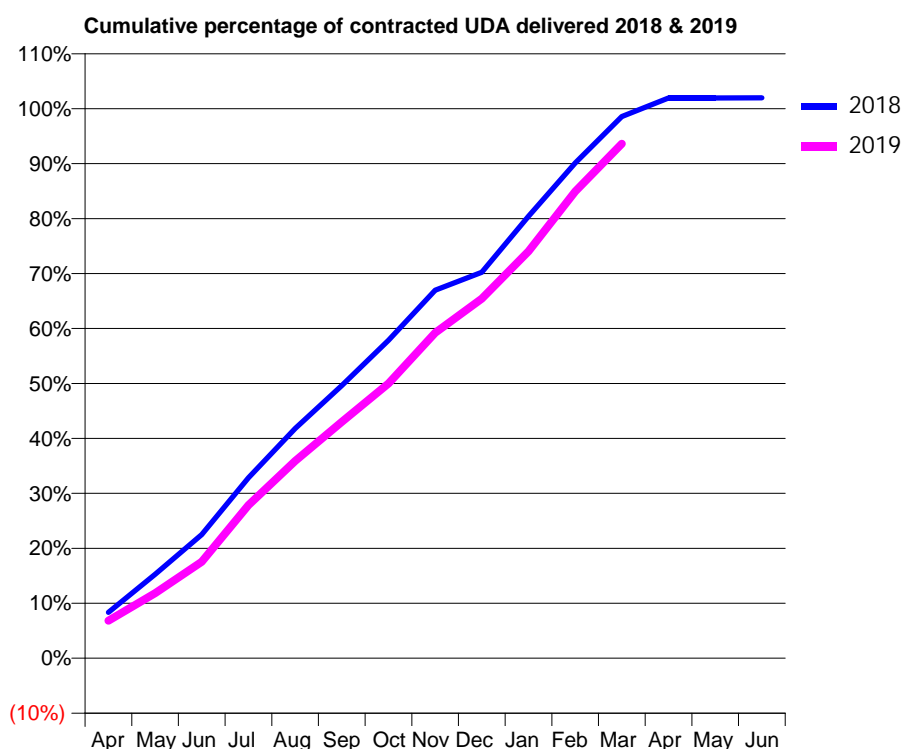
18/19 Contracted general activity (UDA)	16,141
Carry forward general activity (UDA)	-315
18/19 Contracted orthodontic activity (UOA)	0
Carry forward orthodontic activity (UOA)	0
Baseline contract value	£562,805.61

ACCESS*

Patients seen in 24 months	Total	Change since previous quarter
Quarter ending March 2018	4,954	
Quarter ending June 2018	4,877	↓
Quarter ending September 2018	4,847	→
Quarter ending December 2018	4,821	→
Quarter ending March 2019	4,849	→
Variance since March 2018	(2.1%)	↓



ACTIVITY



Month	2018	2019
April	1,344	1,104
May	2,466	1,914
June	3,634	2,833
July	5,303	4,499
August	6,748	5,797
September	8,008	6,939
October	9,339	8,073
November	10,810	9,560
December	11,339	10,562
January	12,977	11,952
February	14,547	13,708
March	15,908	15,108
April	16,451	
May	16,452	
June	16,456	

QUALITY

	Quantity	Base Number	Contract	AT	Region	England
% of FP17s for the same patient ID Re-attending within 3 months - Children	192	2,227	8.6%	10.3%	11.9%	11.8%
% of FP17s for the same patient ID Re-attending within 3 months - Adults	578	3,633	15.9%	16.0%	16.9%	15.7%
% of FP17s for the same patient ID Re-attending between 3 & 9 months - Children	1,401	2,227	62.9%	48.6%	48.9%	58.9%
% of FP17s for the same patient ID Re-attending between 3 & 9 months - Adults	1,530	3,633	42.1%	38.3%	38.9%	50.8%
% of FP17s for Band 1 Urgent Courses	541	5,682	9.5%	11.1%	10.7%	9.1%
% of FP17s Relating to Free Repair or Replacements	15	5,682	0.3%	0.5%	0.5%	0.8%
% of FP17s Relating to Continuations	36	5,682	0.6%	0.5%	0.7%	0.9%
% of Patients satisfied with the dentistry they have received	0	0	N/A	86.8%	89.1%	92.5%
% of Patients satisfied with the time they had to wait for an appointment	0	0	N/A	83.1%	83.1%	87.0%

* This is based on patients treated on this contract for their most recent course of treatment.

Figures in italics indicate the base number of FP17s or Patient Questionnaire responses are less than 100. N/A is shown where the base number of responses is less than 10 during the period. % is calculated as Quantity/Base number*100

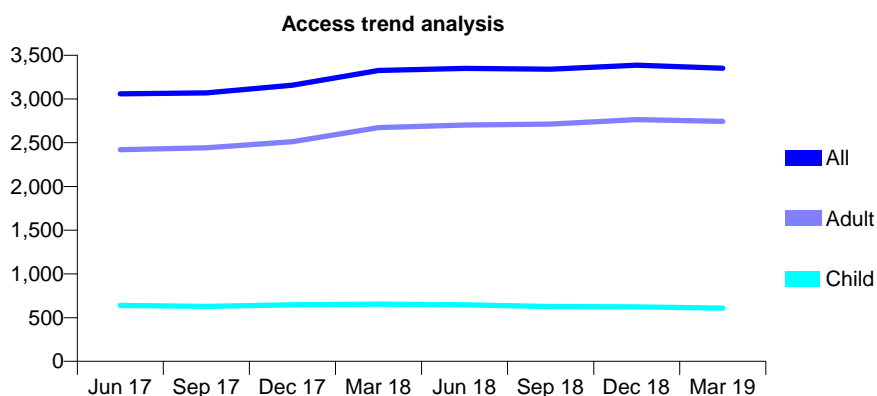
Q62 - Vital Signs At a Glance Contract Report for 771996/0001 - March 2019

Name or company name	MR H RAZBAN
Contract type name	GDS Contract
Purpose of contract	General
Contract start date	01/04/2006
Contract end date	

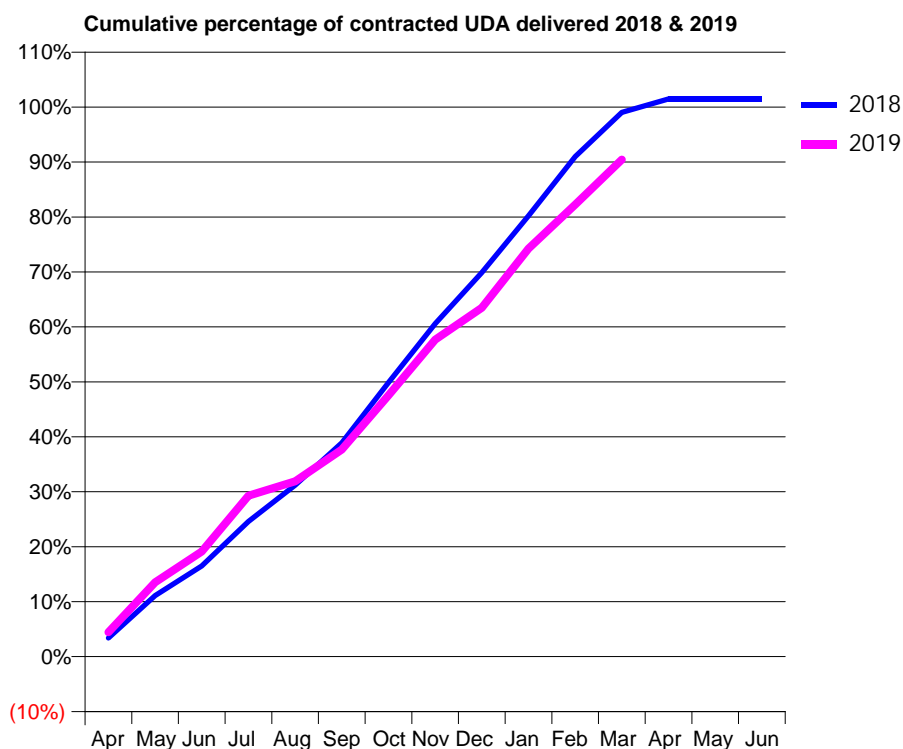
18/19 Contracted general activity (UDA)	10,339
Carry forward general activity (UDA)	-153
18/19 Contracted orthodontic activity (UOA)	0
Carry forward orthodontic activity (UOA)	0
Baseline contract value	£316,332.03

ACCESS*

Patients seen in 24 months	Total	Change since previous quarter
Quarter ending March 2018	3,327	
Quarter ending June 2018	3,350	→
Quarter ending September 2018	3,340	→
Quarter ending December 2018	3,387	→
Quarter ending March 2019	3,351	↓
Variance since March 2018	0.7%	→



ACTIVITY



Month	Adjusted Scheduled Activity (UDA)	
	2018	2019
April	353	460
May	1,150	1,399
June	1,708	1,976
July	2,543	3,027
August	3,226	3,299
September	4,021	3,895
October	5,157	4,916
November	6,264	5,964
December	7,226	6,561
January	8,292	7,676
February	9,407	8,505
March	10,238	9,349
April	10,491	
May	10,492	
June	10,492	

QUALITY

	Quantity	Base Number	Contract	AT	Region	England
% of FP17s for the same patient ID Re-attending within 3 months - Children	13	622	2.1%	10.3%	11.9%	11.8%
% of FP17s for the same patient ID Re-attending within 3 months - Adults	112	2,282	4.9%	16.0%	16.9%	15.7%
% of FP17s for the same patient ID Re-attending between 3 & 9 months - Children	224	622	36.0%	48.6%	48.9%	58.9%
% of FP17s for the same patient ID Re-attending between 3 & 9 months - Adults	612	2,282	26.8%	38.3%	38.9%	50.8%
% of FP17s for Band 1 Urgent Courses	199	2,807	7.1%	11.1%	10.7%	9.1%
% of FP17s Relating to Free Repair or Replacements	1	2,807	0.0%	0.5%	0.5%	0.8%
% of FP17s Relating to Continuations	4	2,807	0.1%	0.5%	0.7%	0.9%
% of Patients satisfied with the dentistry they have received	0	0	N/A	86.8%	89.1%	92.5%
% of Patients satisfied with the time they had to wait for an appointment	0	0	N/A	83.1%	83.1%	87.0%

* This is based on patients treated on this contract for their most recent course of treatment. Figures in italics indicate the base number of FP17s or Patient Questionnaire responses are less than 100. N/A is shown where the base number of responses is less than 10 during the period. % is calculated as Quantity/Base number*100

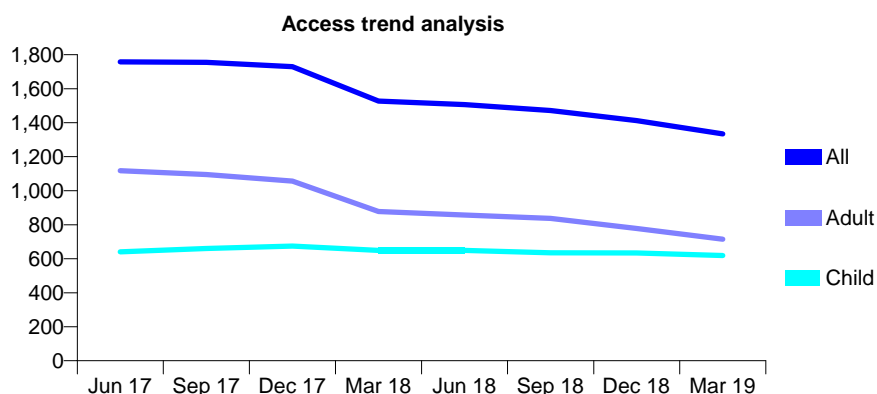
Q62 - Vital Signs At a Glance Contract Report for 774669/0001 - March 2019

Name or company name	The Dental Care Centre
Contract type name	GDS Contract
Purpose of contract	General
Contract start date	01/04/2006
Contract end date	

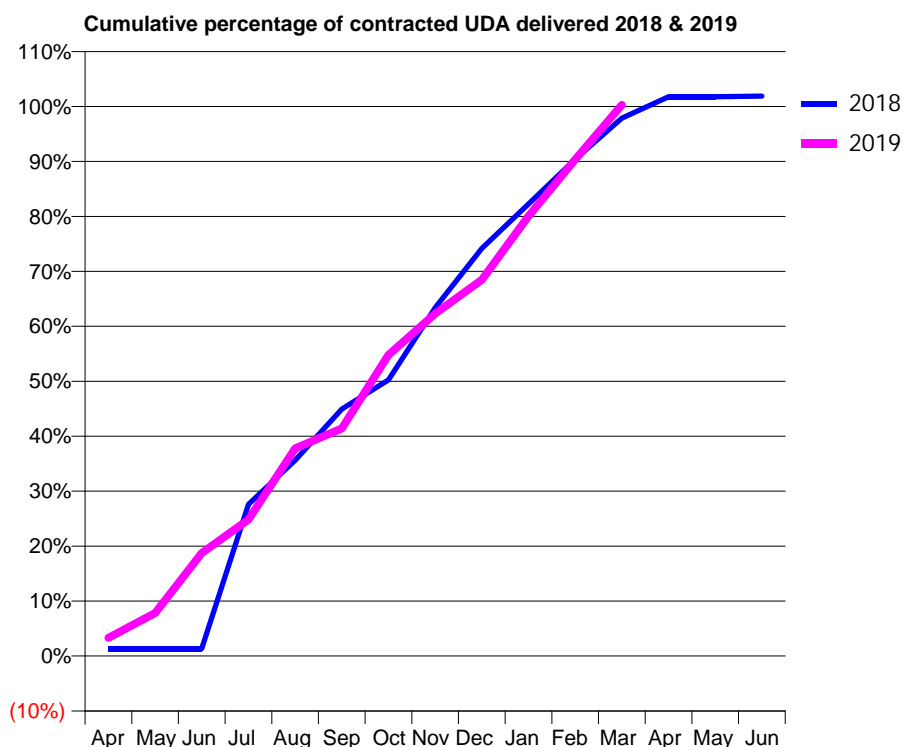
18/19 Contracted general activity (UDA)	3,197
Carry forward general activity (UDA)	-60
18/19 Contracted orthodontic activity (UOA)	0
Carry forward orthodontic activity (UOA)	0
Baseline contract value	£107,058.23

ACCESS*

Patients seen in 24 months	Total	Change since previous quarter
Quarter ending March 2018	1,527	
Quarter ending June 2018	1,506	↓
Quarter ending September 2018	1,472	↓
Quarter ending December 2018	1,412	↓
Quarter ending March 2019	1,334	↓
Variance since March 2018	(12.6%)	↓



ACTIVITY



Month	Adjusted Scheduled Activity (UDA)	
	2018	2019
April	44	106
May	44	250
June	44	599
July	882	794
August	1,140	1,209
September	1,437	1,324
October	1,606	1,752
November	2,026	1,992
December	2,370	2,188
January	2,630	2,559
February	2,890	2,888
March	3,128	3,206
April	3,253	
May	3,253	
June	3,257	

QUALITY

	Quantity	Base Number	Contract	AT	Region	England
% of FP17s for the same patient ID Re-attending within 3 months - Children	52	659	7.9%	10.3%	11.9%	11.8%
% of FP17s for the same patient ID Re-attending within 3 months - Adults	126	685	18.4%	16.0%	16.9%	15.7%
% of FP17s for the same patient ID Re-attending between 3 & 9 months - Children	248	659	37.6%	48.6%	48.9%	58.9%
% of FP17s for the same patient ID Re-attending between 3 & 9 months - Adults	213	685	31.1%	38.3%	38.9%	50.8%
% of FP17s for Band 1 Urgent Courses	155	1,292	12.0%	11.1%	10.7%	9.1%
% of FP17s Relating to Free Repair or Replacements	5	1,292	0.4%	0.5%	0.5%	0.8%
% of FP17s Relating to Continuations	0	1,292	0.0%	0.5%	0.7%	0.9%
% of Patients satisfied with the dentistry they have received	0	0	N/A	86.8%	89.1%	92.5%
% of Patients satisfied with the time they had to wait for an appointment	0	0	N/A	83.1%	83.1%	87.0%

* This is based on patients treated on this contract for their most recent course of treatment. Figures in italics indicate the base number of FP17s or Patient Questionnaire responses are less than 100. N/A is shown where the base number of responses is less than 10 during the period. % is calculated as Quantity/Base number*100

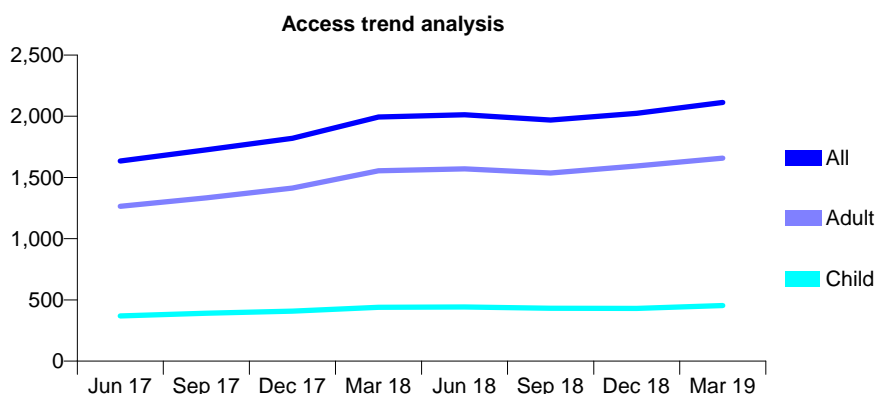
Q62 - Vital Signs At a Glance Contract Report for 775215/0011 - March 2019

Name or company name	MR C PATEL
Contract type name	GDS Contract
Purpose of contract	General
Contract start date	01/01/2016
Contract end date	

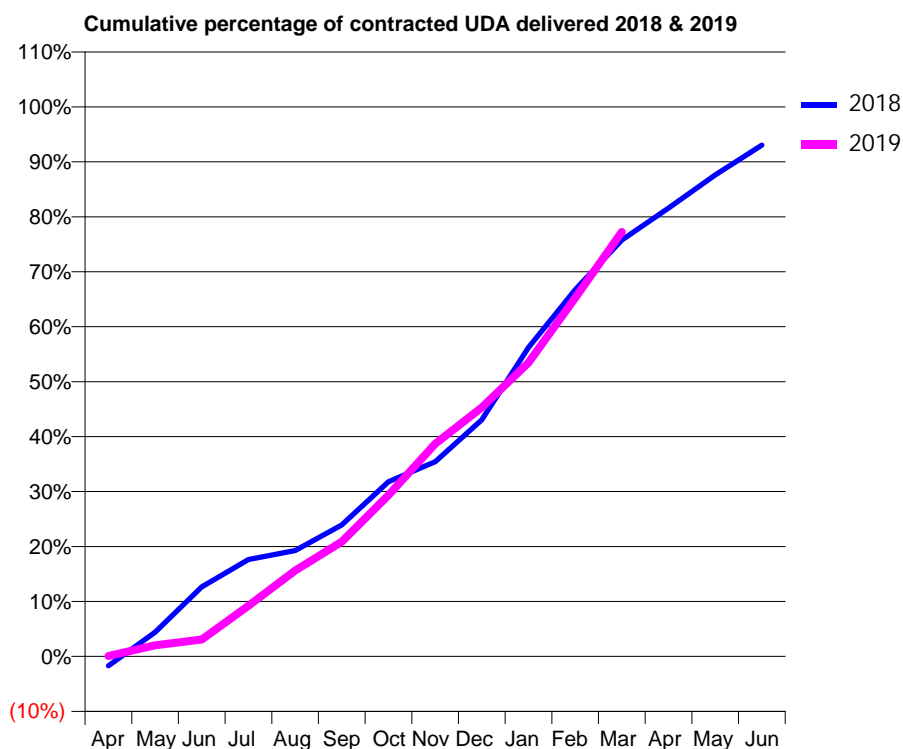
18/19 Contracted general activity (UDA)	7,200
Carry forward general activity (UDA)	0
18/19 Contracted orthodontic activity (UOA)	0
Carry forward orthodontic activity (UOA)	0
Baseline contract value	£222,828.08

ACCESS*

Patients seen in 24 months	Total	Change since previous quarter
Quarter ending March 2018	1,994	
Quarter ending June 2018	2,013	→
Quarter ending September 2018	1,969	↓
Quarter ending December 2018	2,025	↑
Quarter ending March 2019	2,113	↑
Variance since March 2018	6.0%	↑



ACTIVITY



Month	2018	2019
April	-124	5
May	318	146
June	912	221
July	1,269	665
August	1,388	1,124
September	1,721	1,504
October	2,289	2,113
November	2,551	2,785
December	3,101	3,261
January	4,047	3,848
February	4,804	4,698
March	5,454	5,563
April	5,873	
May	6,309	
June	6,699	

QUALITY

	Quantity	Base Number	Contract	AT	Region	England
% of FP17s for the same patient ID Re-attending within 3 months - Children	36	514	7.0%	10.3%	11.9%	11.8%
% of FP17s for the same patient ID Re-attending within 3 months - Adults	289	1,741	16.6%	16.0%	16.9%	15.7%
% of FP17s for the same patient ID Re-attending between 3 & 9 months - Children	202	514	39.3%	48.6%	48.9%	58.9%
% of FP17s for the same patient ID Re-attending between 3 & 9 months - Adults	489	1,741	28.1%	38.3%	38.9%	50.8%
% of FP17s for Band 1 Urgent Courses	261	1,917	13.6%	11.1%	10.7%	9.1%
% of FP17s Relating to Free Repair or Replacements	4	1,917	0.2%	0.5%	0.5%	0.8%
% of FP17s Relating to Continuations	16	1,917	0.8%	0.5%	0.7%	0.9%
% of Patients satisfied with the dentistry they have received	1	1	N/A	86.8%	89.1%	92.5%
% of Patients satisfied with the time they had to wait for an appointment	1	1	N/A	83.1%	83.1%	87.0%

* This is based on patients treated on this contract for their most recent course of treatment. Figures in italics indicate the base number of FP17s or Patient Questionnaire responses are less than 100. N/A is shown where the base number of responses is less than 10 during the period. % is calculated as Quantity/Base number*100

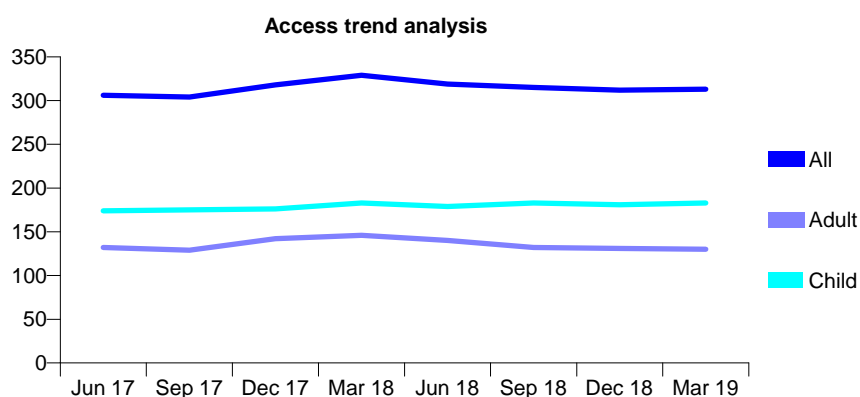
Q62 - Vital Signs At a Glance Contract Report for 784907/0001 - March 2019

Name or company name	MISS GA KSHIRSAGAR
Contract type name	GDS Contract
Purpose of contract	General
Contract start date	01/11/2014
Contract end date	

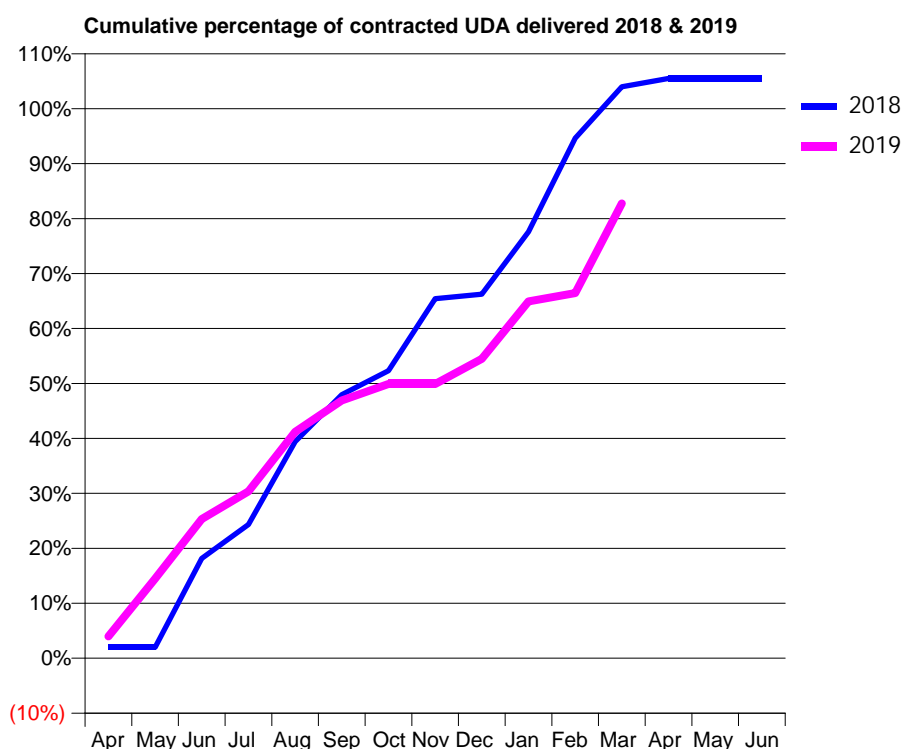
18/19 Contracted general activity (UDA)	600
Carry forward general activity (UDA)	-12
18/19 Contracted orthodontic activity (UOA)	0
Carry forward orthodontic activity (UOA)	0
Baseline contract value	£14,250.34

ACCESS*

Patients seen in 24 months	Total	Change since previous quarter
Quarter ending March 2018	329	
Quarter ending June 2018	319	↓
Quarter ending September 2018	315	↓
Quarter ending December 2018	312	→
Quarter ending March 2019	313	→
Variance since March 2018	(4.9%)	↓



ACTIVITY



Month	Adjusted Scheduled Activity (UDA)	
	2018	2019
April	12	24
May	12	87
June	109	152
July	146	182
August	237	247
September	288	281
October	314	299
November	392	299
December	397	327
January	466	390
February	568	399
March	624	496
April	633	
May	633	
June	633	

QUALITY

	Quantity	Base Number	Contract	AT	Region	England
% of FP17s for the same patient ID Re-attending within 3 months - Children	7	189	3.7%	10.3%	11.9%	11.8%
% of FP17s for the same patient ID Re-attending within 3 months - Adults	5	74	6.8%	16.0%	16.9%	15.7%
% of FP17s for the same patient ID Re-attending between 3 & 9 months - Children	73	189	38.6%	48.6%	48.9%	58.9%
% of FP17s for the same patient ID Re-attending between 3 & 9 months - Adults	13	74	17.6%	38.3%	38.9%	50.8%
% of FP17s for Band 1 Urgent Courses	14	254	5.5%	11.1%	10.7%	9.1%
% of FP17s Relating to Free Repair or Replacements	0	254	0.0%	0.5%	0.5%	0.8%
% of FP17s Relating to Continuations	0	254	0.0%	0.5%	0.7%	0.9%
% of Patients satisfied with the dentistry they have received	0	0	N/A	86.8%	89.1%	92.5%
% of Patients satisfied with the time they had to wait for an appointment	0	0	N/A	83.1%	83.1%	87.0%

* This is based on patients treated on this contract for their most recent course of treatment.

Figures in italics indicate the base number of FP17s or Patient Questionnaire responses are less than 100. N/A is shown where the base number of responses is less than 10 during the period. % is calculated as Quantity/Base number*100

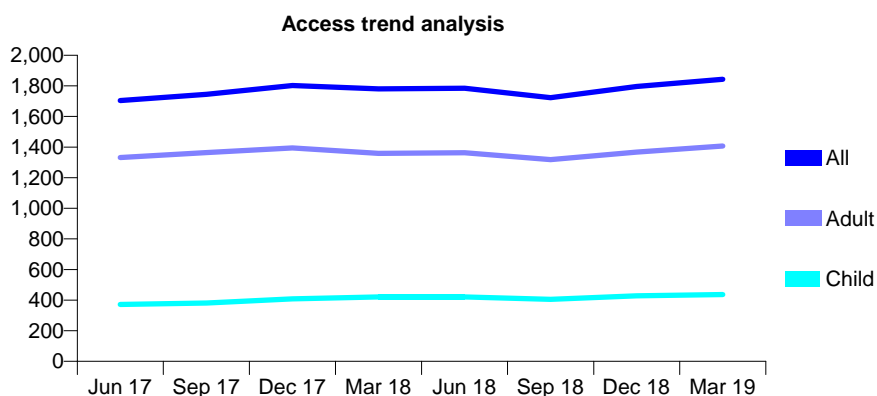
Q62 - Vital Signs At a Glance Contract Report for 785768/0001 - March 2019

Name or company name	MR V HRKALOVIC
Contract type name	GDS Contract
Purpose of contract	General
Contract start date	01/04/2006
Contract end date	

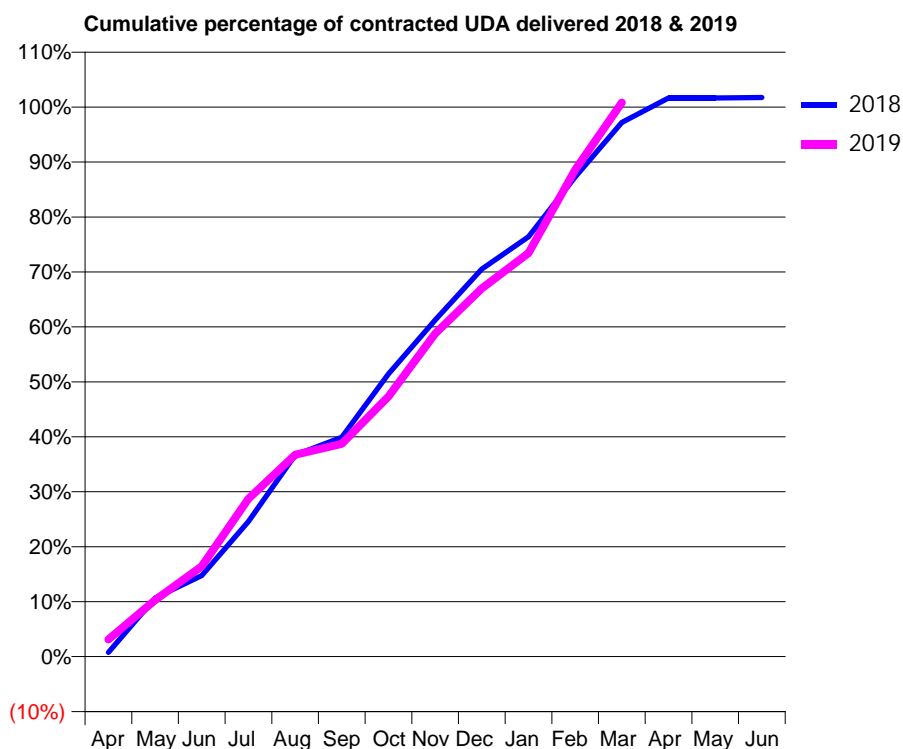
18/19 Contracted general activity (UDA)	6,127
Carry forward general activity (UDA)	-106
18/19 Contracted orthodontic activity (UOA)	0
Carry forward orthodontic activity (UOA)	0
Baseline contract value	£153,441.02

ACCESS*

Patients seen in 24 months	Total	Change since previous quarter
Quarter ending March 2018	1,780	
Quarter ending June 2018	1,784	→
Quarter ending September 2018	1,723	↓
Quarter ending December 2018	1,796	↑
Quarter ending March 2019	1,843	↑
Variance since March 2018	3.5%	↑



ACTIVITY



Month	Adjusted Scheduled Activity (UDA)	
	2018	2019
April	47	192
May	654	632
June	904	1,007
July	1,507	1,762
August	2,248	2,250
September	2,446	2,372
October	3,152	2,900
November	3,753	3,602
December	4,321	4,104
January	4,682	4,499
February	5,349	5,429
March	5,955	6,177
April	6,227	
May	6,227	
June	6,233	

QUALITY

	Quantity	Base Number	Contract	AT	Region	England
% of FP17s for the same patient ID Re-attending within 3 months - Children	21	496	4.2%	10.3%	11.9%	11.8%
% of FP17s for the same patient ID Re-attending within 3 months - Adults	46	1,245	3.7%	16.0%	16.9%	15.7%
% of FP17s for the same patient ID Re-attending between 3 & 9 months - Children	217	496	43.8%	48.6%	48.9%	58.9%
% of FP17s for the same patient ID Re-attending between 3 & 9 months - Adults	400	1,245	32.1%	38.3%	38.9%	50.8%
% of FP17s for Band 1 Urgent Courses	39	1,679	2.3%	11.1%	10.7%	9.1%
% of FP17s Relating to Free Repair or Replacements	2	1,679	0.1%	0.5%	0.5%	0.8%
% of FP17s Relating to Continuations	0	1,679	0.0%	0.5%	0.7%	0.9%
% of Patients satisfied with the dentistry they have received	0	0	N/A	86.8%	89.1%	92.5%
% of Patients satisfied with the time they had to wait for an appointment	0	0	N/A	83.1%	83.1%	87.0%

* This is based on patients treated on this contract for their most recent course of treatment. Figures in italics indicate the base number of FP17s or Patient Questionnaire responses are less than 100. N/A is shown where the base number of responses is less than 10 during the period. % is calculated as Quantity/Base number*100

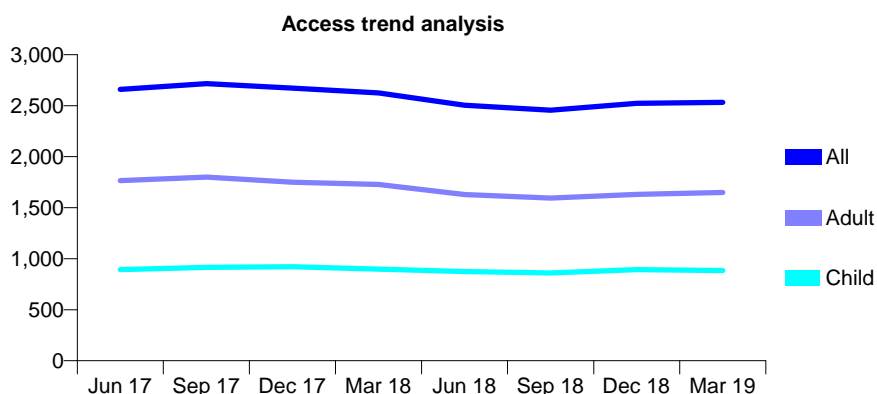
Q62 - Vital Signs At a Glance Contract Report for 785806/0002 - March 2019

Name or company name	MR M BHARDWAJ
Contract type name	GDS Contract
Purpose of contract	General
Contract start date	01/04/2014
Contract end date	

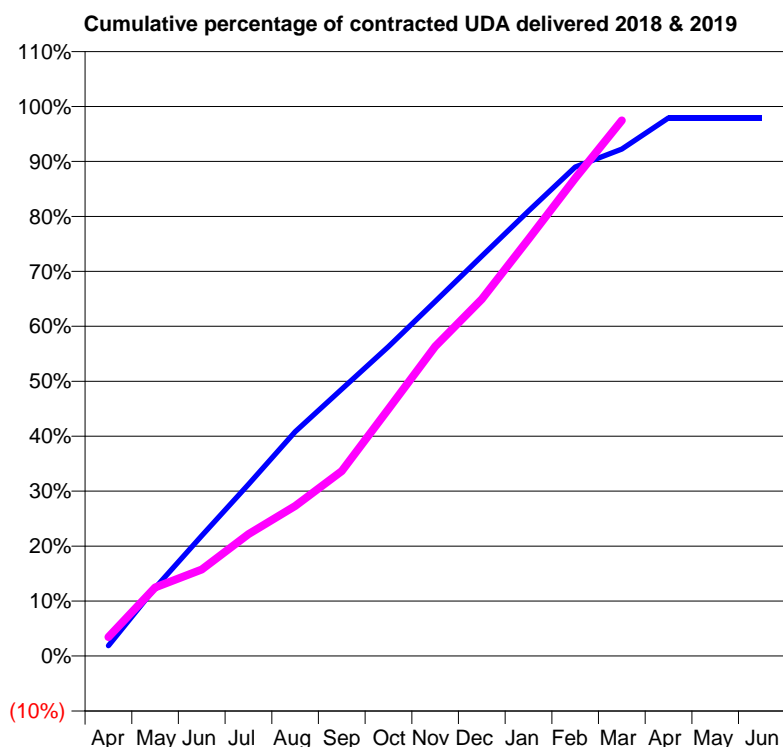
18/19 Contracted general activity (UDA)	6,181
Carry forward general activity (UDA)	128
18/19 Contracted orthodontic activity (UOA)	0
Carry forward orthodontic activity (UOA)	0
Baseline contract value	£179,874.80

ACCESS*

Patients seen in 24 months	Total	Change since previous quarter
Quarter ending March 2018	2,626	
Quarter ending June 2018	2,504	↓
Quarter ending September 2018	2,455	↓
Quarter ending December 2018	2,524	↑
Quarter ending March 2019	2,533	→
Variance since March 2018	(3.5%)	↓



ACTIVITY



Month	Adjusted Scheduled Activity (UDA)	
	2018	2019
April	116	214
May	765	772
June	1,353	973
July	1,931	1,371
August	2,522	1,688
September	3,002	2,080
October	3,480	2,778
November	3,988	3,482
December	4,497	4,013
January	5,004	4,688
February	5,499	5,373
March	5,702	6,025
April	6,053	
May	6,053	
June	6,053	

QUALITY

	Quantity	Base Number	Contract	AT	Region	England
% of FP17s for the same patient ID Re-attending within 3 months - Children	97	1,156	8.4%	10.3%	11.9%	11.8%
% of FP17s for the same patient ID Re-attending within 3 months - Adults	264	1,873	14.1%	16.0%	16.9%	15.7%
% of FP17s for the same patient ID Re-attending between 3 & 9 months - Children	611	1,156	52.9%	48.6%	48.9%	58.9%
% of FP17s for the same patient ID Re-attending between 3 & 9 months - Adults	722	1,873	38.5%	38.3%	38.9%	50.8%
% of FP17s for Band 1 Urgent Courses	200	2,856	7.0%	11.1%	10.7%	9.1%
% of FP17s Relating to Free Repair or Replacements	16	2,856	0.6%	0.5%	0.5%	0.8%
% of FP17s Relating to Continuations	15	2,856	0.5%	0.5%	0.7%	0.9%
% of Patients satisfied with the dentistry they have received	0	0	N/A	86.8%	89.1%	92.5%
% of Patients satisfied with the time they had to wait for an appointment	0	0	N/A	83.1%	83.1%	87.0%

* This is based on patients treated on this contract for their most recent course of treatment. Figures in italics indicate the base number of FP17s or Patient Questionnaire responses are less than 100. N/A is shown where the base number of responses is less than 10 during the period. % is calculated as Quantity/Base number*100

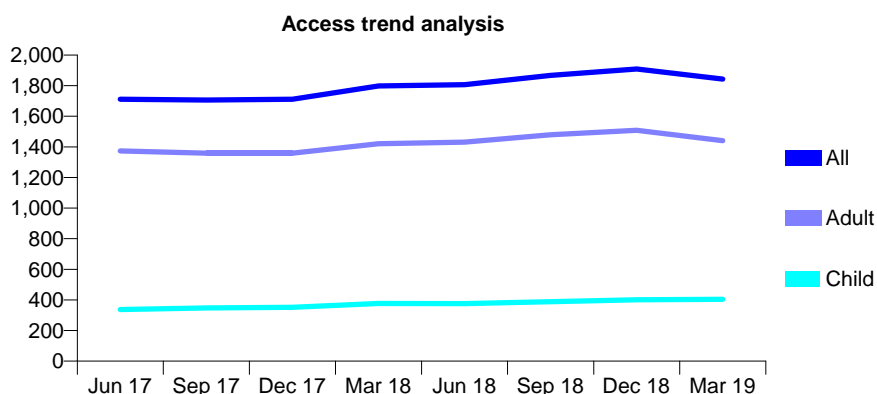
Q62 - Vital Signs At a Glance Contract Report for 786683/0001 - March 2019

Name or company name	MR MR FARIDRAD
Contract type name	GDS Contract
Purpose of contract	General
Contract start date	01/09/2008
Contract end date	

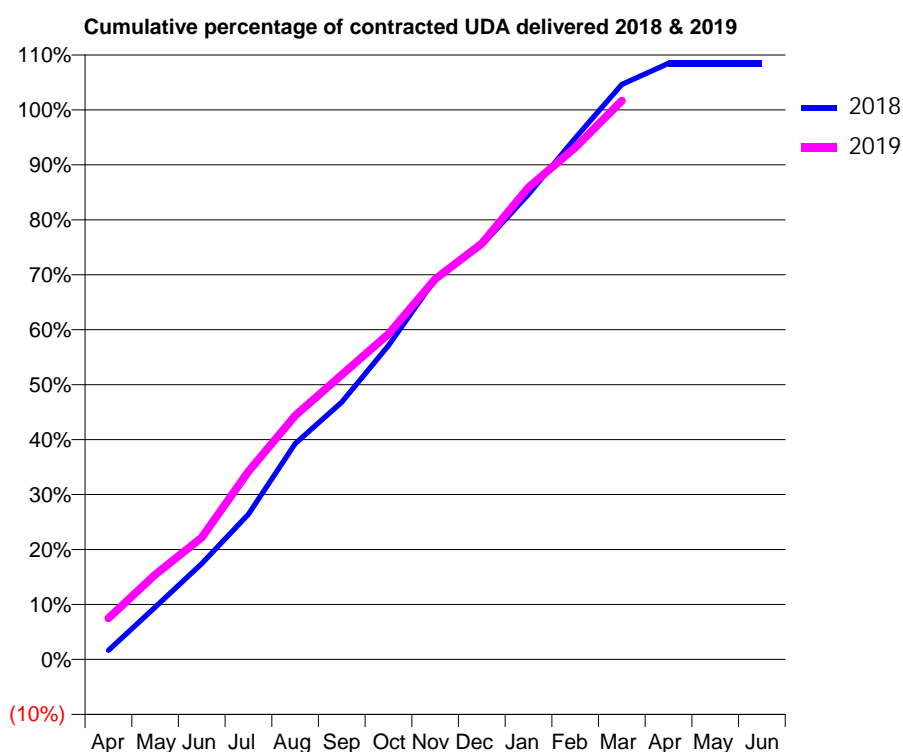
18/19 Contracted general activity (UDA)	5,270
Carry forward general activity (UDA)	-105
18/19 Contracted orthodontic activity (UOA)	0
Carry forward orthodontic activity (UOA)	0
Baseline contract value	£170,816.68

ACCESS*

Patients seen in 24 months	Total	Change since previous quarter
Quarter ending March 2018	1,798	
Quarter ending June 2018	1,807	→
Quarter ending September 2018	1,867	↑
Quarter ending December 2018	1,909	↑
Quarter ending March 2019	1,844	↓
Variance since March 2018	2.6%	↑



ACTIVITY



Month	Adjusted Scheduled Activity (UDA)	
	2018	2019
April	88	396
May	502	813
June	919	1,170
July	1,393	1,803
August	2,070	2,338
September	2,467	2,729
October	3,011	3,122
November	3,648	3,647
December	3,973	3,988
January	4,462	4,526
February	4,999	4,909
March	5,514	5,356
April	5,716	
May	5,716	
June	5,716	

QUALITY

	Quantity	Base Number	Contract	AT	Region	England
% of FP17s for the same patient ID Re-attending within 3 months - Children	47	521	9.0%	10.3%	11.9%	11.8%
% of FP17s for the same patient ID Re-attending within 3 months - Adults	218	1,593	13.7%	16.0%	16.9%	15.7%
% of FP17s for the same patient ID Re-attending between 3 & 9 months - Children	247	521	47.4%	48.6%	48.9%	58.9%
% of FP17s for the same patient ID Re-attending between 3 & 9 months - Adults	631	1,593	39.6%	38.3%	38.9%	50.8%
% of FP17s for Band 1 Urgent Courses	200	2,051	9.8%	11.1%	10.7%	9.1%
% of FP17s Relating to Free Repair or Replacements	25	2,051	1.2%	0.5%	0.5%	0.8%
% of FP17s Relating to Continuations	5	2,051	0.2%	0.5%	0.7%	0.9%
% of Patients satisfied with the dentistry they have received	0	0	N/A	86.8%	89.1%	92.5%
% of Patients satisfied with the time they had to wait for an appointment	0	0	N/A	83.1%	83.1%	87.0%

* This is based on patients treated on this contract for their most recent course of treatment. Figures in italics indicate the base number of FP17s or Patient Questionnaire responses are less than 100. N/A is shown where the base number of responses is less than 10 during the period. % is calculated as Quantity/Base number*100

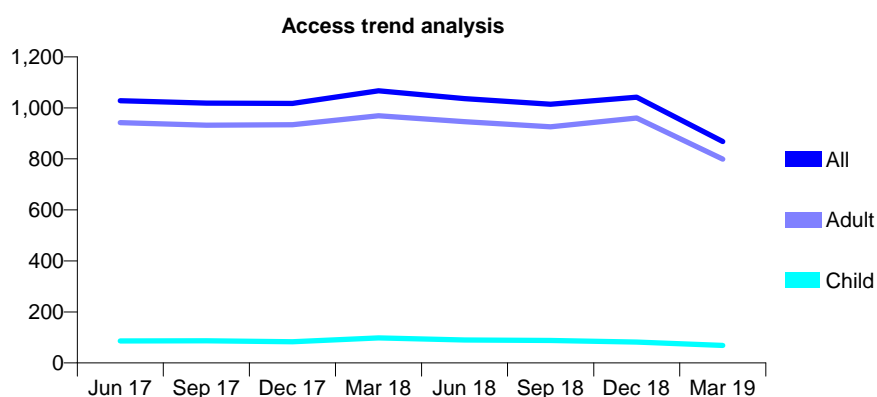
Q62 - Vital Signs At a Glance Contract Report for 801321/0001 - March 2019

Name or company name	Blue Tree Smile
Contract type name	GDS Contract
Purpose of contract	General
Contract start date	01/04/2006
Contract end date	

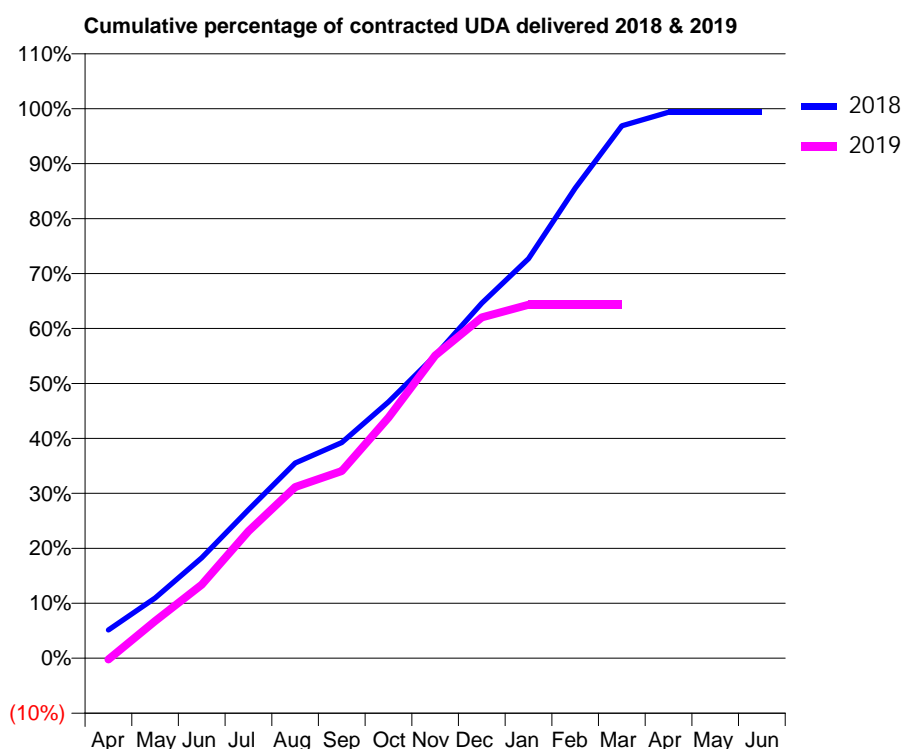
18/19 Contracted general activity (UDA)	4,000
Carry forward general activity (UDA)	26
18/19 Contracted orthodontic activity (UOA)	0
Carry forward orthodontic activity (UOA)	0
Baseline contract value	£89,264.38

ACCESS*

Patients seen in 24 months	Total	Change since previous quarter
Quarter ending March 2018	1,067	
Quarter ending June 2018	1,036	↓
Quarter ending September 2018	1,014	↓
Quarter ending December 2018	1,042	↑
Quarter ending March 2019	868	↓
Variance since March 2018	(18.7%)	↓



ACTIVITY



Month	Adjusted Scheduled Activity (UDA)	
	2018	2019
April	206	-10
May	439	271
June	732	535
July	1,080	924
August	1,421	1,246
September	1,570	1,362
October	1,865	1,752
November	2,204	2,204
December	2,584	2,481
January	2,909	2,573
February	3,423	2,573
March	3,875	2,573
April	3,974	
May	3,974	
June	3,974	

QUALITY

	Quantity	Base Number	Contract	AT	Region	England
% of FP17s for the same patient ID Re-attending within 3 months - Children	5	67	7.5%	10.3%	11.9%	11.8%
% of FP17s for the same patient ID Re-attending within 3 months - Adults	186	1,131	16.4%	16.0%	16.9%	15.7%
% of FP17s for the same patient ID Re-attending between 3 & 9 months - Children	26	67	38.8%	48.6%	48.9%	58.9%
% of FP17s for the same patient ID Re-attending between 3 & 9 months - Adults	506	1,131	44.7%	38.3%	38.9%	50.8%
% of FP17s for Band 1 Urgent Courses	121	1,155	10.5%	11.1%	10.7%	9.1%
% of FP17s Relating to Free Repair or Replacements	0	1,155	0.0%	0.5%	0.5%	0.8%
% of FP17s Relating to Continuations	8	1,155	0.7%	0.5%	0.7%	0.9%
% of Patients satisfied with the dentistry they have received	2	2	N/A	86.8%	89.1%	92.5%
% of Patients satisfied with the time they had to wait for an appointment	2	2	N/A	83.1%	83.1%	87.0%

* This is based on patients treated on this contract for their most recent course of treatment.

Figures in italics indicate the base number of FP17s or Patient Questionnaire responses are less than 100. N/A is shown where the base number of responses is less than 10 during the period. % is calculated as Quantity/Base number*100

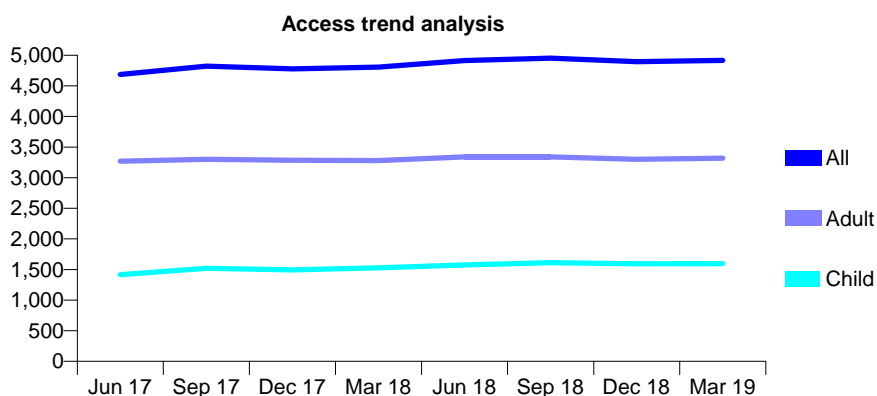
Q62 - Vital Signs At a Glance Contract Report for 808199/0001 - March 2019

Name or company name	MR BS BHOGAL
Contract type name	GDS Contract
Purpose of contract	General
Contract start date	01/04/2006
Contract end date	

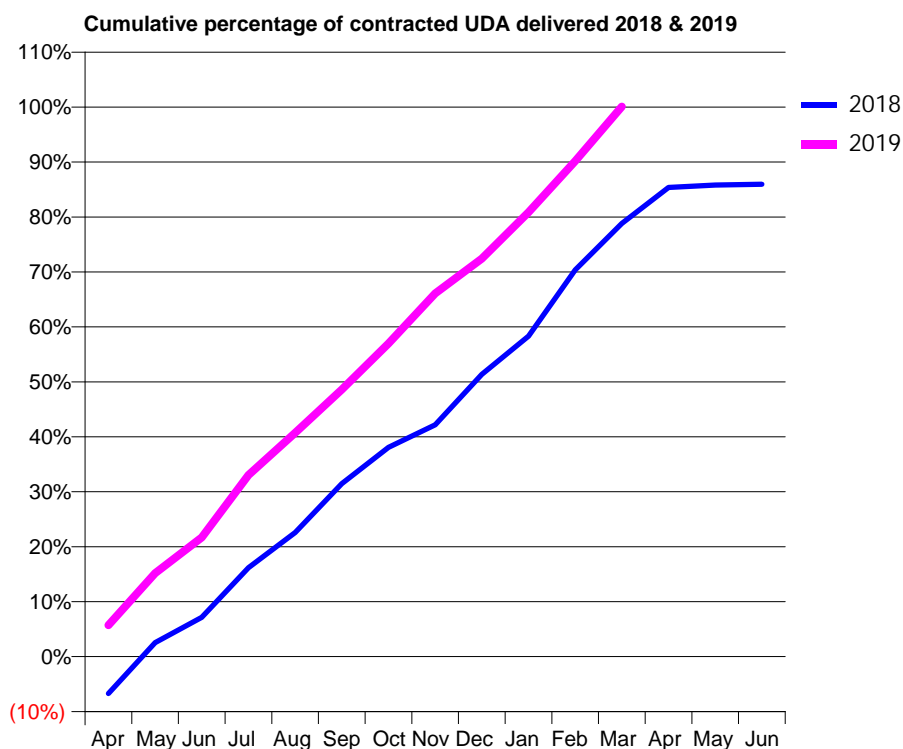
18/19 Contracted general activity (UDA)	13,604
Carry forward general activity (UDA)	0
18/19 Contracted orthodontic activity (UOA)	0
Carry forward orthodontic activity (UOA)	0
Baseline contract value	£462,648.57

ACCESS*

Patients seen in 24 months	Total	Change since previous quarter
Quarter ending March 2018	4,808	
Quarter ending June 2018	4,915	↑
Quarter ending September 2018	4,953	→
Quarter ending December 2018	4,895	↓
Quarter ending March 2019	4,916	→
Variance since March 2018	2.2%	↑



ACTIVITY



Month	Adjusted Scheduled Activity (UDA)	
	2018	2019
April	-916	779
May	347	2,065
June	973	2,950
July	2,202	4,495
August	3,071	5,540
September	4,281	6,610
October	5,180	7,751
November	5,738	8,990
December	6,988	9,848
January	7,933	11,001
February	9,571	12,265
March	10,721	13,615
April	11,611	
May	11,670	
June	11,694	

QUALITY

	Quantity	Base Number	Contract	AT	Region	England
% of FP17s for the same patient ID Re-attending within 3 months - Children	127	2,099	6.1%	10.3%	11.9%	11.8%
% of FP17s for the same patient ID Re-attending within 3 months - Adults	423	3,480	12.2%	16.0%	16.9%	15.7%
% of FP17s for the same patient ID Re-attending between 3 & 9 months - Children	1,152	2,099	54.9%	48.6%	48.9%	58.9%
% of FP17s for the same patient ID Re-attending between 3 & 9 months - Adults	1,288	3,480	37.0%	38.3%	38.9%	50.8%
% of FP17s for Band 1 Urgent Courses	758	5,288	14.3%	11.1%	10.7%	9.1%
% of FP17s Relating to Free Repair or Replacements	6	5,288	0.1%	0.5%	0.5%	0.8%
% of FP17s Relating to Continuations	3	5,288	0.1%	0.5%	0.7%	0.9%
% of Patients satisfied with the dentistry they have received	1	1	N/A	86.8%	89.1%	92.5%
% of Patients satisfied with the time they had to wait for an appointment	1	1	N/A	83.1%	83.1%	87.0%

* This is based on patients treated on this contract for their most recent course of treatment. Figures in italics indicate the base number of FP17s or Patient Questionnaire responses are less than 100. N/A is shown where the base number of responses is less than 10 during the period. % is calculated as Quantity/Base number*100

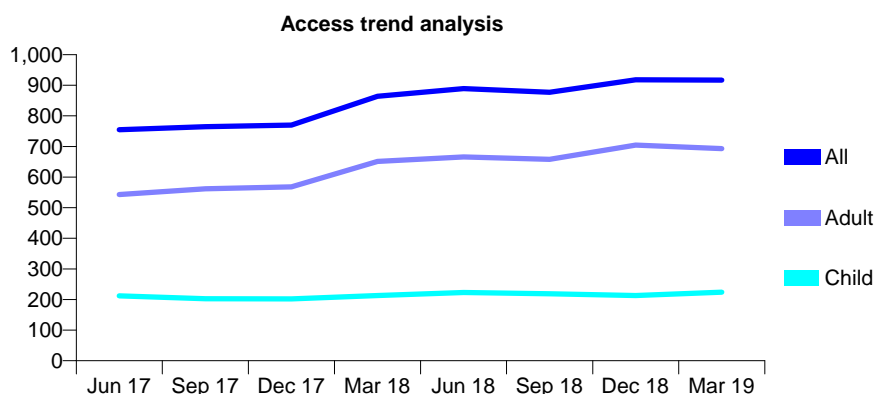
Q62 - Vital Signs At a Glance Contract Report for 812196/0001 - March 2019

Name or company name	MISS JP WATKINS
Contract type name	GDS Contract
Purpose of contract	General and Orthodontic
Contract start date	01/04/2006
Contract end date	

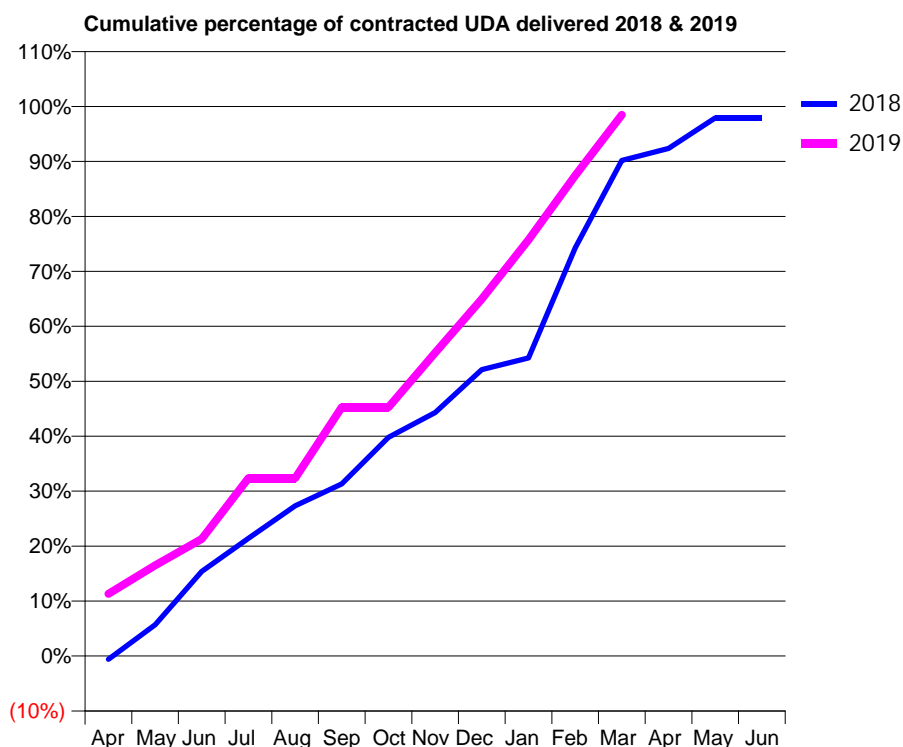
18/19 Contracted general activity (UDA)	1,719
Carry forward general activity (UDA)	0
18/19 Contracted orthodontic activity (UOA)	159
Carry forward orthodontic activity (UOA)	-21
Baseline contract value	£51,908.71

ACCESS*

Patients seen in 24 months	Total	Change since previous quarter
Quarter ending March 2018	864	
Quarter ending June 2018	889	↑
Quarter ending September 2018	877	↓
Quarter ending December 2018	918	↑
Quarter ending March 2019	917	→
Variance since March 2018	6.1%	↑



ACTIVITY



Month	Adjusted Scheduled Activity (UDA)	
	2018	2019
April	-11	195
May	98	283
June	265	366
July	368	557
August	470	557
September	538	778
October	684	778
November	761	949
December	896	1,117
January	932	1,302
February	1,277	1,503
March	1,550	1,692
April	1,587	
May	1,683	
June	1,683	

QUALITY

	Quantity	Base Number	Contract	AT	Region	England
% of FP17s for the same patient ID Re-attending within 3 months - Children	20	236	8.5%	10.3%	11.9%	11.8%
% of FP17s for the same patient ID Re-attending within 3 months - Adults	55	534	10.3%	16.0%	16.9%	15.7%
% of FP17s for the same patient ID Re-attending between 3 & 9 months - Children	83	236	35.2%	48.6%	48.9%	58.9%
% of FP17s for the same patient ID Re-attending between 3 & 9 months - Adults	117	534	21.9%	38.3%	38.9%	50.8%
% of FP17s for Band 1 Urgent Courses	87	739	11.8%	11.1%	10.7%	9.1%
% of FP17s Relating to Free Repair or Replacements	8	739	1.1%	0.5%	0.5%	0.8%
% of FP17s Relating to Continuations	7	739	0.9%	0.5%	0.7%	0.9%
% of Patients satisfied with the dentistry they have received	0	0	N/A	86.8%	89.1%	92.5%
% of Patients satisfied with the time they had to wait for an appointment	0	0	N/A	83.1%	83.1%	87.0%

* This is based on patients treated on this contract for their most recent course of treatment. Figures in italics indicate the base number of FP17s or Patient Questionnaire responses are less than 100. N/A is shown where the base number of responses is less than 10 during the period. % is calculated as Quantity/Base number*100

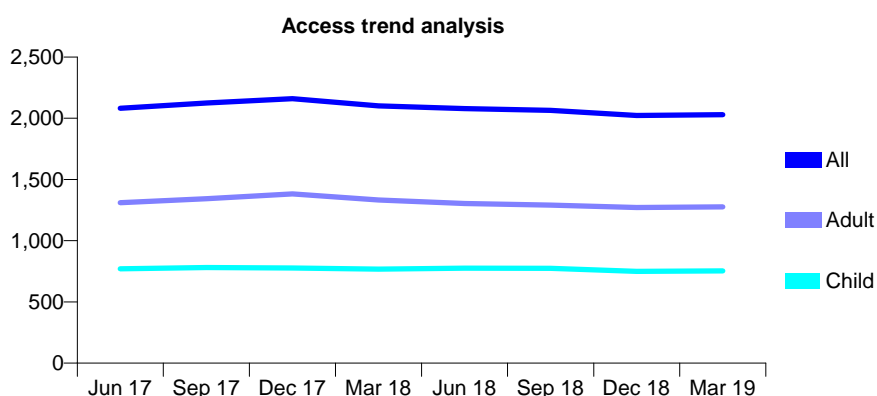
Q62 - Vital Signs At a Glance Contract Report for 813923/0002 - March 2019

Name or company name	MR JS MANDAIR
Contract type name	GDS Contract
Purpose of contract	General and Orthodontic
Contract start date	01/11/2006
Contract end date	

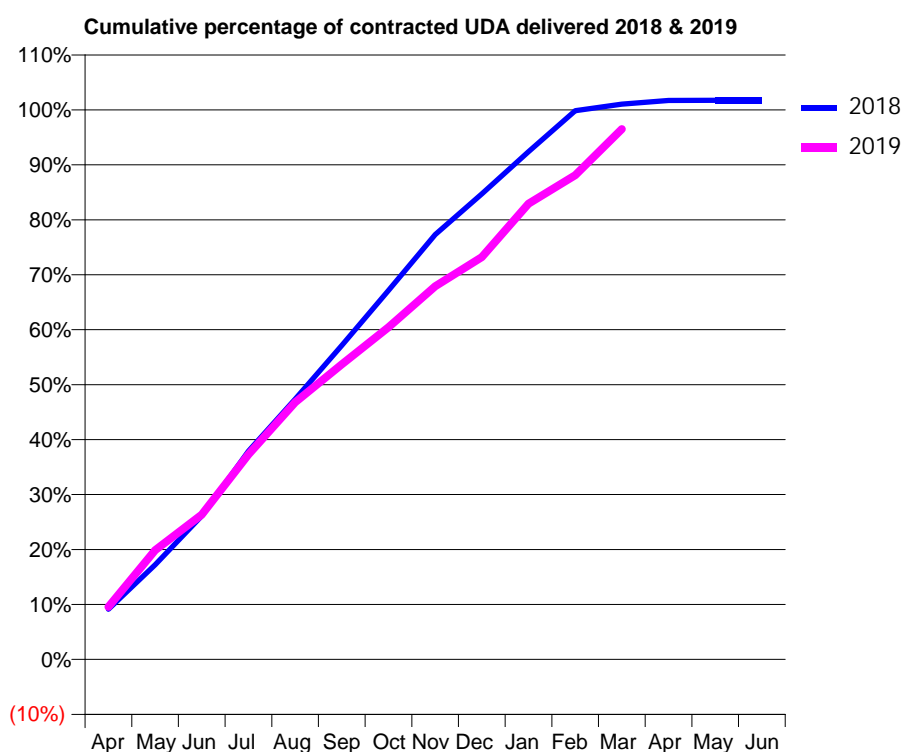
18/19 Contracted general activity (UDA)	4,546
Carry forward general activity (UDA)	0
18/19 Contracted orthodontic activity (UOA)	533
Carry forward orthodontic activity (UOA)	0
Baseline contract value	£203,057.80

ACCESS*

Patients seen in 24 months	Total	Change since previous quarter
Quarter ending March 2018	2,102	
Quarter ending June 2018	2,079	↓
Quarter ending September 2018	2,065	→
Quarter ending December 2018	2,022	↓
Quarter ending March 2019	2,029	→
Variance since March 2018	(3.5%)	↓



ACTIVITY



Month	Adjusted Scheduled Activity (UDA)	
	2018	2019
April	416	435
May	783	904
June	1,188	1,198
July	1,724	1,695
August	2,154	2,126
September	2,596	2,440
October	3,052	2,748
November	3,514	3,087
December	3,851	3,328
January	4,200	3,770
February	4,539	4,005
March	4,593	4,387
April	4,624	
May	4,625	
June	4,625	

QUALITY

	Quantity	Base Number	Contract	AT	Region	England
% of FP17s for the same patient ID Re-attending within 3 months - Children	135	1,154	11.7%	10.3%	11.9%	11.8%
% of FP17s for the same patient ID Re-attending within 3 months - Adults	188	1,418	13.3%	16.0%	16.9%	15.7%
% of FP17s for the same patient ID Re-attending between 3 & 9 months - Children	668	1,154	57.9%	48.6%	48.9%	58.9%
% of FP17s for the same patient ID Re-attending between 3 & 9 months - Adults	603	1,418	42.5%	38.3%	38.9%	50.8%
% of FP17s for Band 1 Urgent Courses	215	2,489	8.6%	11.1%	10.7%	9.1%
% of FP17s Relating to Free Repair or Replacements	6	2,489	0.2%	0.5%	0.5%	0.8%
% of FP17s Relating to Continuations	7	2,489	0.3%	0.5%	0.7%	0.9%
% of Patients satisfied with the dentistry they have received	0	0	N/A	86.8%	89.1%	92.5%
% of Patients satisfied with the time they had to wait for an appointment	0	0	N/A	83.1%	83.1%	87.0%

* This is based on patients treated on this contract for their most recent course of treatment. Figures in italics indicate the base number of FP17s or Patient Questionnaire responses are less than 100. N/A is shown where the base number of responses is less than 10 during the period. % is calculated as Quantity/Base number*100

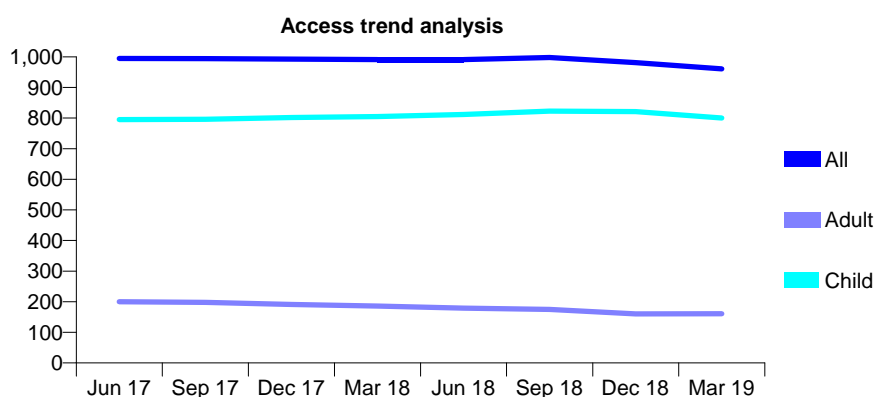
Q62 - Vital Signs At a Glance Contract Report for 825662/0001 - March 2019

Name or company name	MR J SINGH
Contract type name	GDS Contract
Purpose of contract	General
Contract start date	01/04/2006
Contract end date	

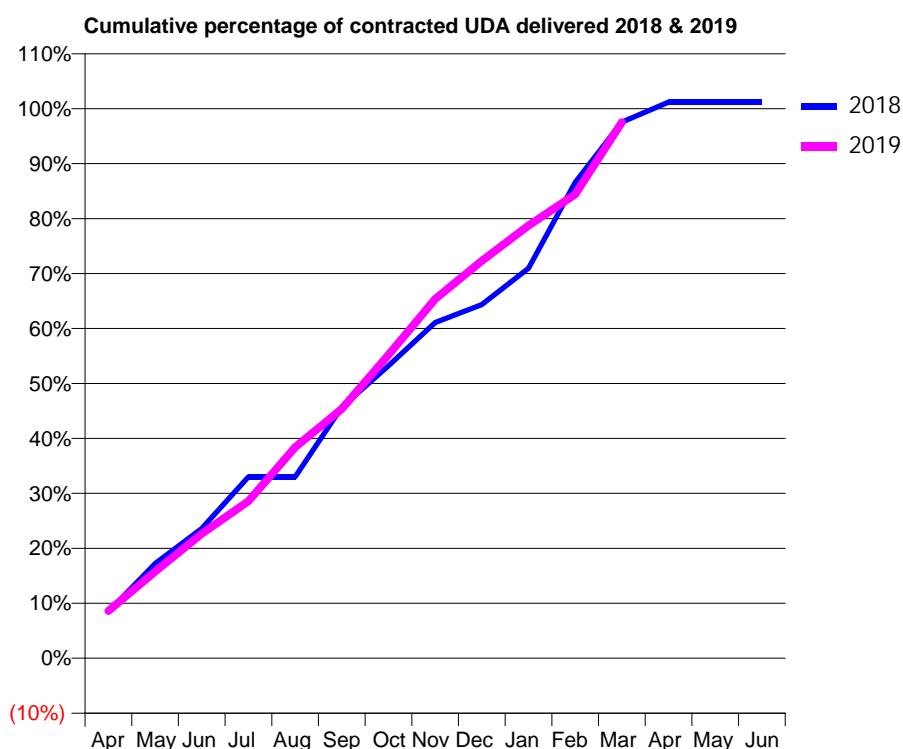
18/19 Contracted general activity (UDA)	2,696
Carry forward general activity (UDA)	-32
18/19 Contracted orthodontic activity (UOA)	0
Carry forward orthodontic activity (UOA)	0
Baseline contract value	£96,460.32

ACCESS*

Patients seen in 24 months	Total	Change since previous quarter
Quarter ending March 2018	991	
Quarter ending June 2018	991	→
Quarter ending September 2018	998	→
Quarter ending December 2018	981	↓
Quarter ending March 2019	961	↓
Variance since March 2018	(3.0%)	↓



ACTIVITY



Month	2018	2019
April	228	232
May	464	425
June	636	611
July	890	770
August	890	1,035
September	1,232	1,223
October	1,435	1,488
November	1,647	1,762
December	1,735	1,949
January	1,912	2,122
February	2,334	2,276
March	2,630	2,629
April	2,728	
May	2,728	
June	2,728	

QUALITY

	Quantity	Base Number	Contract	AT	Region	England
% of FP17s for the same patient ID Re-attending within 3 months - Children	29	1,035	2.8%	10.3%	11.9%	11.8%
% of FP17s for the same patient ID Re-attending within 3 months - Adults	7	148	4.7%	16.0%	16.9%	15.7%
% of FP17s for the same patient ID Re-attending between 3 & 9 months - Children	415	1,035	40.1%	48.6%	48.9%	58.9%
% of FP17s for the same patient ID Re-attending between 3 & 9 months - Adults	77	148	52.0%	38.3%	38.9%	50.8%
% of FP17s for Band 1 Urgent Courses	15	1,150	1.3%	11.1%	10.7%	9.1%
% of FP17s Relating to Free Repair or Replacements	0	1,150	0.0%	0.5%	0.5%	0.8%
% of FP17s Relating to Continuations	0	1,150	0.0%	0.5%	0.7%	0.9%
% of Patients satisfied with the dentistry they have received	0	0	N/A	86.8%	89.1%	92.5%
% of Patients satisfied with the time they had to wait for an appointment	0	0	N/A	83.1%	83.1%	87.0%

* This is based on patients treated on this contract for their most recent course of treatment.

Figures in italics indicate the base number of FP17s or Patient Questionnaire responses are less than 100. N/A is shown where the base number of responses is less than 10 during the period. % is calculated as Quantity/Base number*100

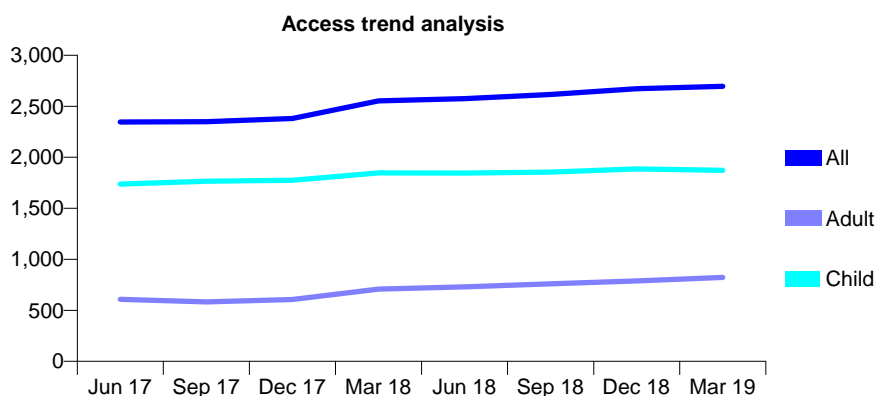
Q62 - Vital Signs At a Glance Contract Report for 825786/0001 - March 2019

Name or company name	MISS F RAHEMTULLA
Contract type name	GDS Contract
Purpose of contract	General
Contract start date	01/04/2006
Contract end date	

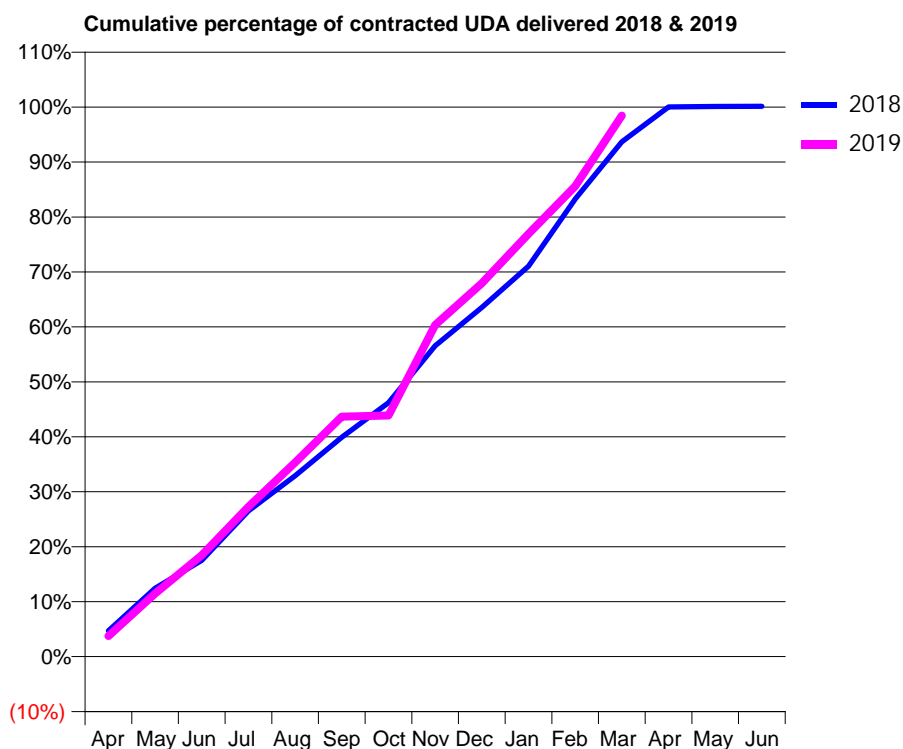
18/19 Contracted general activity (UDA)	6,732
Carry forward general activity (UDA)	-9
18/19 Contracted orthodontic activity (UOA)	0
Carry forward orthodontic activity (UOA)	0
Baseline contract value	£210,314.51

ACCESS*

Patients seen in 24 months	Total	Change since previous quarter
Quarter ending March 2018	2,554	
Quarter ending June 2018	2,575	→
Quarter ending September 2018	2,616	→
Quarter ending December 2018	2,673	↑
Quarter ending March 2019	2,696	→
Variance since March 2018	5.6%	↑



ACTIVITY



Month	Adjusted Scheduled Activity (UDA)	
	2018	2019
April	316	252
May	839	774
June	1,180	1,242
July	1,784	1,837
August	2,216	2,379
September	2,686	2,939
October	3,111	2,953
November	3,808	4,064
December	4,277	4,574
January	4,782	5,180
February	5,606	5,763
March	6,305	6,627
April	6,734	
May	6,740	
June	6,741	

QUALITY

	Quantity	Base Number	Contract	AT	Region	England
% of FP17s for the same patient ID Re-attending within 3 months - Children	152	2,370	6.4%	10.3%	11.9%	11.8%
% of FP17s for the same patient ID Re-attending within 3 months - Adults	68	854	8.0%	16.0%	16.9%	15.7%
% of FP17s for the same patient ID Re-attending between 3 & 9 months - Children	1,253	2,370	52.9%	48.6%	48.9%	58.9%
% of FP17s for the same patient ID Re-attending between 3 & 9 months - Adults	338	854	39.6%	38.3%	38.9%	50.8%
% of FP17s for Band 1 Urgent Courses	219	3,052	7.2%	11.1%	10.7%	9.1%
% of FP17s Relating to Free Repair or Replacements	0	3,052	0.0%	0.5%	0.5%	0.8%
% of FP17s Relating to Continuations	5	3,052	0.2%	0.5%	0.7%	0.9%
% of Patients satisfied with the dentistry they have received	1	1	N/A	86.8%	89.1%	92.5%
% of Patients satisfied with the time they had to wait for an appointment	1	1	N/A	83.1%	83.1%	87.0%

* This is based on patients treated on this contract for their most recent course of treatment. Figures in italics indicate the base number of FP17s or Patient Questionnaire responses are less than 100. N/A is shown where the base number of responses is less than 10 during the period. % is calculated as Quantity/Base number*100

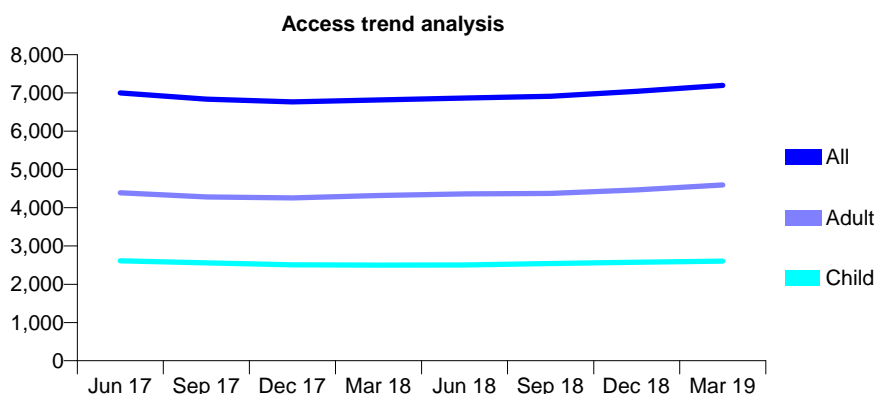
Q62 - Vital Signs At a Glance Contract Report for 825948/0005 - March 2019

Name or company name	MR JK KOTECHA
Contract type name	GDS Contract
Purpose of contract	General
Contract start date	01/04/2006
Contract end date	

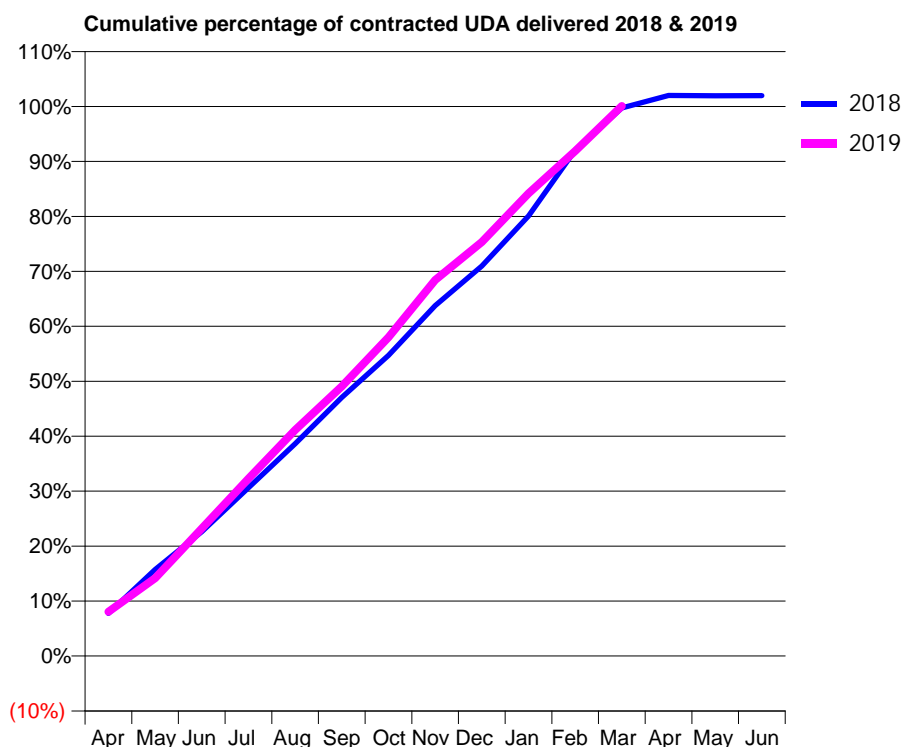
18/19 Contracted general activity (UDA)	20,643
Carry forward general activity (UDA)	-402
18/19 Contracted orthodontic activity (UOA)	0
Carry forward orthodontic activity (UOA)	0
Baseline contract value	£503,891.69

ACCESS*

Patients seen in 24 months	Total	Change since previous quarter
Quarter ending March 2018	6,817	
Quarter ending June 2018	6,865	→
Quarter ending September 2018	6,914	→
Quarter ending December 2018	7,042	→
Quarter ending March 2019	7,198	↑
Variance since March 2018	5.6%	↑



ACTIVITY



Month	Adjusted Scheduled Activity (UDA)	
	2018	2019
April	1,602	1,659
May	3,247	2,930
June	4,670	4,786
July	6,320	6,663
August	7,980	8,492
September	9,713	10,124
October	11,295	11,977
November	13,162	14,122
December	14,648	15,546
January	16,531	17,375
February	19,010	18,968
March	20,588	20,664
April	21,056	
May	21,044	
June	21,045	

QUALITY

	Quantity	Base Number	Contract	AT	Region	England
% of FP17s for the same patient ID Re-attending within 3 months - Children	245	4,124	5.9%	10.3%	11.9%	11.8%
% of FP17s for the same patient ID Re-attending within 3 months - Adults	621	5,774	10.8%	16.0%	16.9%	15.7%
% of FP17s for the same patient ID Re-attending between 3 & 9 months - Children	2,734	4,124	66.3%	48.6%	48.9%	58.9%
% of FP17s for the same patient ID Re-attending between 3 & 9 months - Adults	2,936	5,774	50.8%	38.3%	38.9%	50.8%
% of FP17s for Band 1 Urgent Courses	659	9,370	7.0%	11.1%	10.7%	9.1%
% of FP17s Relating to Free Repair or Replacements	49	9,370	0.5%	0.5%	0.5%	0.8%
% of FP17s Relating to Continuations	24	9,370	0.3%	0.5%	0.7%	0.9%
% of Patients satisfied with the dentistry they have received	0	0	N/A	86.8%	89.1%	92.5%
% of Patients satisfied with the time they had to wait for an appointment	0	0	N/A	83.1%	83.1%	87.0%

* This is based on patients treated on this contract for their most recent course of treatment.

Figures in italics indicate the base number of FP17s or Patient Questionnaire responses are less than 100. N/A is shown where the base number of responses is less than 10 during the period. % is calculated as Quantity/Base number*100

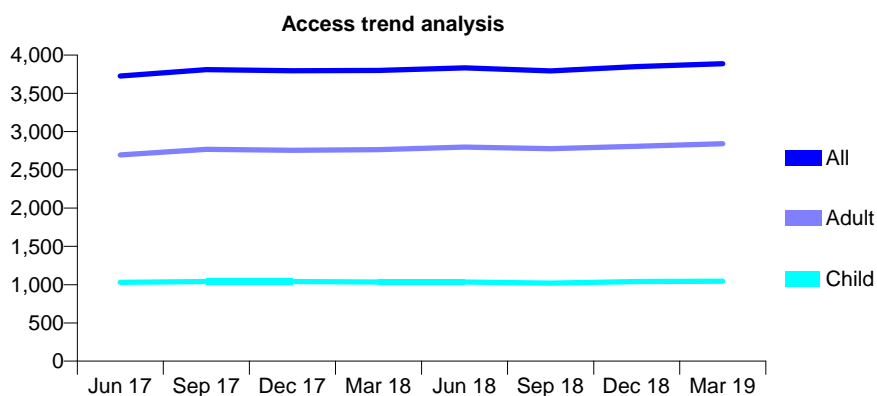
Q62 - Vital Signs At a Glance Contract Report for 825956/0001 - March 2019

Name or company name	MR RG RENTON
Contract type name	GDS Contract
Purpose of contract	General
Contract start date	01/04/2006
Contract end date	

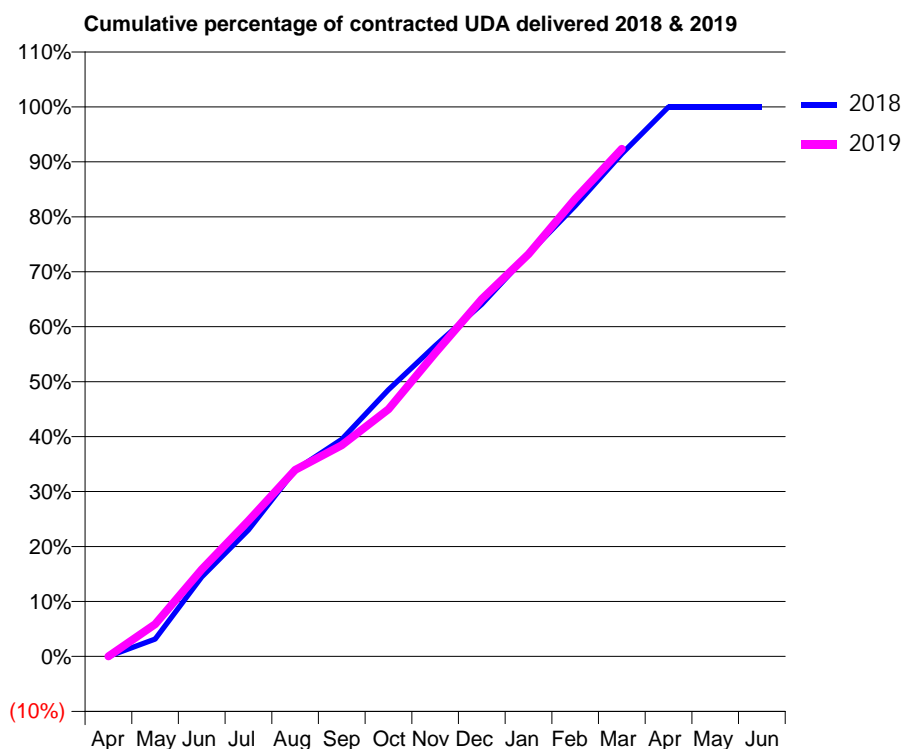
18/19 Contracted general activity (UDA)	5,946
Carry forward general activity (UDA)	0
18/19 Contracted orthodontic activity (UOA)	0
Carry forward orthodontic activity (UOA)	0
Baseline contract value	£169,741.24

ACCESS*

Patients seen in 24 months	Total	Change since previous quarter
Quarter ending March 2018	3,798	
Quarter ending June 2018	3,831	→
Quarter ending September 2018	3,793	→
Quarter ending December 2018	3,849	→
Quarter ending March 2019	3,887	→
Variance since March 2018	2.3%	↑



ACTIVITY



Month	Adjusted Scheduled Activity (UDA)	
	2018	2019
April	0	0
May	188	350
June	861	941
July	1,368	1,468
August	2,016	2,018
September	2,348	2,284
October	2,885	2,675
November	3,361	3,282
December	3,811	3,866
January	4,353	4,353
February	4,875	4,952
March	5,437	5,490
April	5,946	
May	5,946	
June	5,946	

QUALITY

	Quantity	Base Number	Contract	AT	Region	England
% of FP17s for the same patient ID Re-attending within 3 months - Children	10	1,021	1.0%	10.3%	11.9%	11.8%
% of FP17s for the same patient ID Re-attending within 3 months - Adults	214	2,784	7.7%	16.0%	16.9%	15.7%
% of FP17s for the same patient ID Re-attending between 3 & 9 months - Children	356	1,021	34.9%	48.6%	48.9%	58.9%
% of FP17s for the same patient ID Re-attending between 3 & 9 months - Adults	948	2,784	34.1%	38.3%	38.9%	50.8%
% of FP17s for Band 1 Urgent Courses	315	3,495	9.0%	11.1%	10.7%	9.1%
% of FP17s Relating to Free Repair or Replacements	0	3,495	0.0%	0.5%	0.5%	0.8%
% of FP17s Relating to Continuations	0	3,495	0.0%	0.5%	0.7%	0.9%
% of Patients satisfied with the dentistry they have received	2	2	N/A	86.8%	89.1%	92.5%
% of Patients satisfied with the time they had to wait for an appointment	1	2	N/A	83.1%	83.1%	87.0%

* This is based on patients treated on this contract for their most recent course of treatment. Figures in italics indicate the base number of FP17s or Patient Questionnaire responses are less than 100. N/A is shown where the base number of responses is less than 10 during the period. % is calculated as Quantity/Base number*100

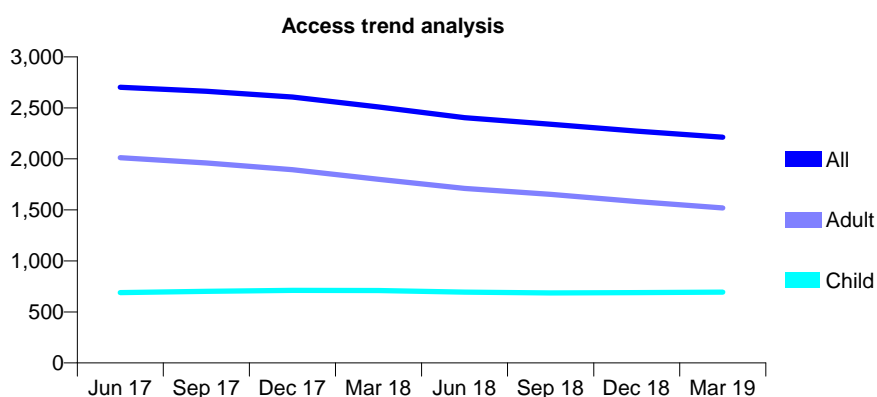
Q62 - Vital Signs At a Glance Contract Report for 839132/0001 - March 2019

Name or company name	Ivory Dental Practice
Contract type name	GDS Contract
Purpose of contract	General
Contract start date	01/04/2006
Contract end date	

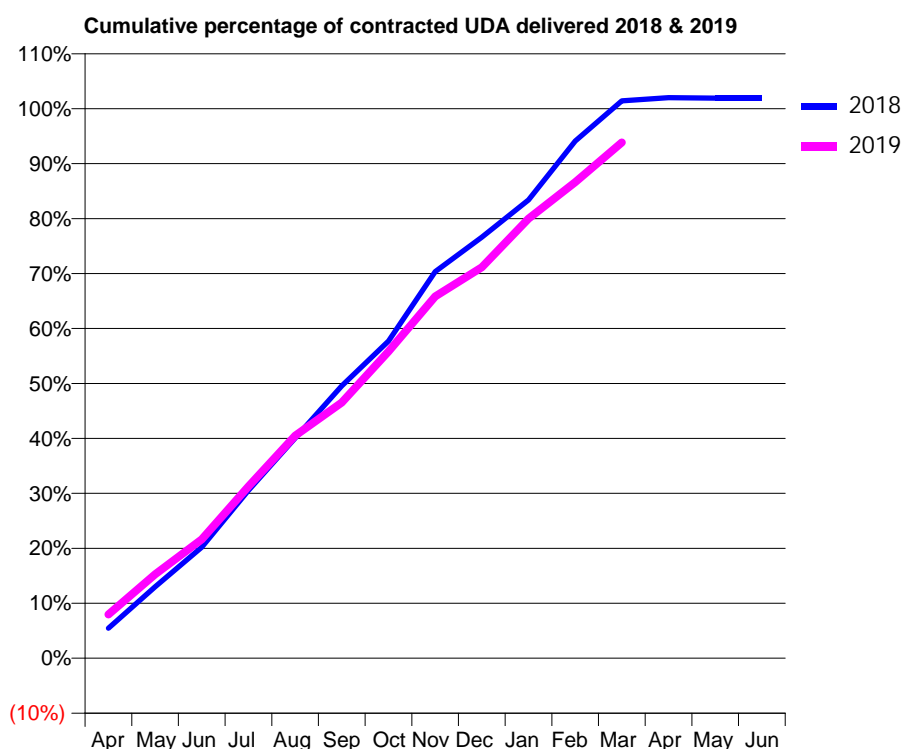
18/19 Contracted general activity (UDA)	6,000
Carry forward general activity (UDA)	-114
18/19 Contracted orthodontic activity (UOA)	0
Carry forward orthodontic activity (UOA)	0
Baseline contract value	£134,392.53

ACCESS*

Patients seen in 24 months	Total	Change since previous quarter
Quarter ending March 2018	2,509	
Quarter ending June 2018	2,404	↓
Quarter ending September 2018	2,339	↓
Quarter ending December 2018	2,272	↓
Quarter ending March 2019	2,212	↓
Variance since March 2018	(11.8%)	↓



ACTIVITY



Adjusted Scheduled Activity (UDA)		
Month	2018	2019
April	329	479
May	781	917
June	1,213	1,299
July	1,832	1,876
August	2,404	2,430
September	2,974	2,793
October	3,462	3,349
November	4,220	3,949
December	4,596	4,268
January	5,004	4,798
February	5,645	5,197
March	6,085	5,631
April	6,120	
May	6,114	
June	6,114	

QUALITY

	Quantity	Base Number	Contract	AT	Region	England
% of FP17s for the same patient ID Re-attending within 3 months - Children	58	960	6.0%	10.3%	11.9%	11.8%
% of FP17s for the same patient ID Re-attending within 3 months - Adults	182	1,718	10.6%	16.0%	16.9%	15.7%
% of FP17s for the same patient ID Re-attending between 3 & 9 months - Children	552	960	57.5%	48.6%	48.9%	58.9%
% of FP17s for the same patient ID Re-attending between 3 & 9 months - Adults	818	1,718	47.6%	38.3%	38.9%	50.8%
% of FP17s for Band 1 Urgent Courses	192	2,657	7.2%	11.1%	10.7%	9.1%
% of FP17s Relating to Free Repair or Replacements	19	2,657	0.7%	0.5%	0.5%	0.8%
% of FP17s Relating to Continuations	18	2,657	0.7%	0.5%	0.7%	0.9%
% of Patients satisfied with the dentistry they have received	1	1	N/A	86.8%	89.1%	92.5%
% of Patients satisfied with the time they had to wait for an appointment	1	1	N/A	83.1%	83.1%	87.0%

* This is based on patients treated on this contract for their most recent course of treatment. Figures in italics indicate the base number of FP17s or Patient Questionnaire responses are less than 100. N/A is shown where the base number of responses is less than 10 during the period. % is calculated as Quantity/Base number*100

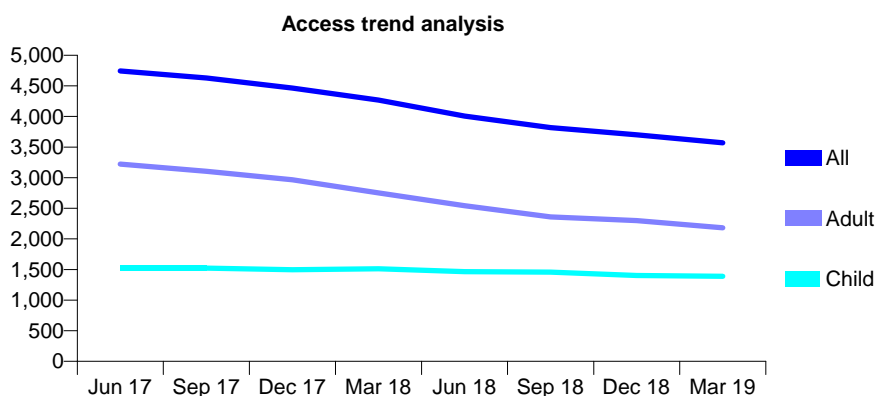
Q62 - Vital Signs At a Glance Contract Report for 839248/0001 - March 2019

Name or company name	MR K KHOSRAVANI
Contract type name	GDS Contract
Purpose of contract	General
Contract start date	01/04/2006
Contract end date	

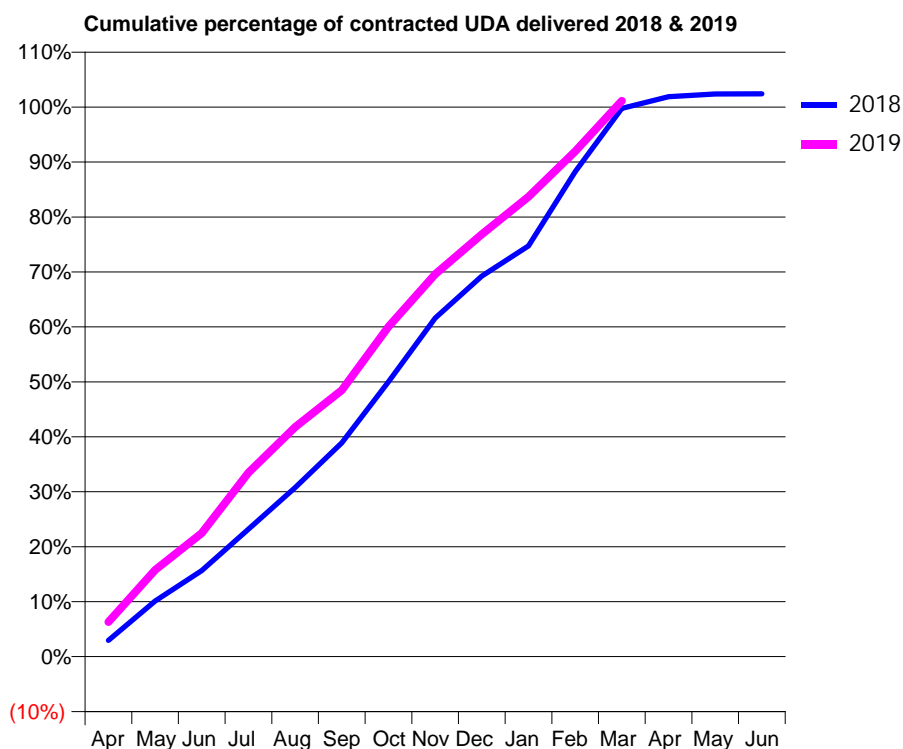
18/19 Contracted general activity (UDA)	11,434
Carry forward general activity (UDA)	-229
18/19 Contracted orthodontic activity (UOA)	0
Carry forward orthodontic activity (UOA)	0
Baseline contract value	£357,161.89

ACCESS*

Patients seen in 24 months	Total	Change since previous quarter
Quarter ending March 2018	4,266	
Quarter ending June 2018	4,008	↓
Quarter ending September 2018	3,817	↓
Quarter ending December 2018	3,701	↓
Quarter ending March 2019	3,570	↓
Variance since March 2018	(16.3%)	↓



ACTIVITY



Month	Adjusted Scheduled Activity (UDA)	
	2018	2019
April	340	719
May	1,160	1,806
June	1,791	2,570
July	2,652	3,827
August	3,520	4,776
September	4,447	5,543
October	5,721	6,864
November	7,043	7,955
December	7,917	8,787
January	8,547	9,570
February	10,091	10,513
March	11,406	11,563
April	11,649	
May	11,705	
June	11,707	

QUALITY

	Quantity	Base Number	Contract	AT	Region	England
% of FP17s for the same patient ID Re-attending within 3 months - Children	166	1,515	11.0%	10.3%	11.9%	11.8%
% of FP17s for the same patient ID Re-attending within 3 months - Adults	236	1,939	12.2%	16.0%	16.9%	15.7%
% of FP17s for the same patient ID Re-attending between 3 & 9 months - Children	459	1,515	30.3%	48.6%	48.9%	58.9%
% of FP17s for the same patient ID Re-attending between 3 & 9 months - Adults	486	1,939	25.1%	38.3%	38.9%	50.8%
% of FP17s for Band 1 Urgent Courses	84	3,368	2.5%	11.1%	10.7%	9.1%
% of FP17s Relating to Free Repair or Replacements	11	3,368	0.3%	0.5%	0.5%	0.8%
% of FP17s Relating to Continuations	1	3,368	0.0%	0.5%	0.7%	0.9%
% of Patients satisfied with the dentistry they have received	2	2	N/A	86.8%	89.1%	92.5%
% of Patients satisfied with the time they had to wait for an appointment	2	2	N/A	83.1%	83.1%	87.0%

* This is based on patients treated on this contract for their most recent course of treatment. Figures in italics indicate the base number of FP17s or Patient Questionnaire responses are less than 100. N/A is shown where the base number of responses is less than 10 during the period. % is calculated as Quantity/Base number*100

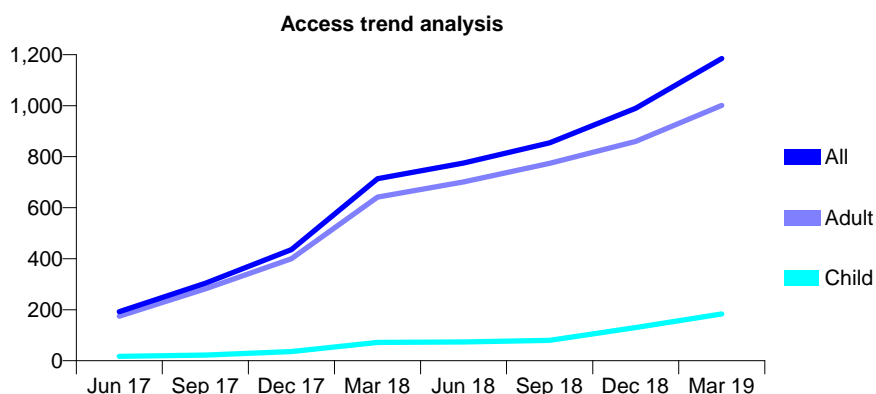
Q62 - Vital Signs At a Glance Contract Report for 839248/0002 - March 2019

Name or company name	MR K KHOSRAVANI
Contract type name	GDS Contract
Purpose of contract	General
Contract start date	01/01/2015
Contract end date	

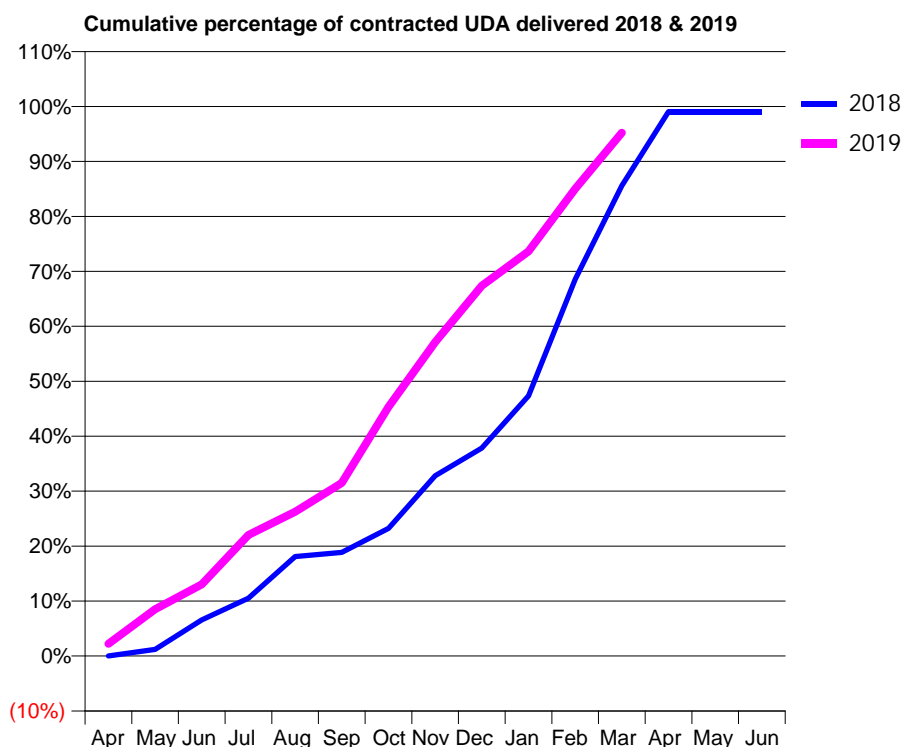
18/19 Contracted general activity (UDA)	5,000
Carry forward general activity (UDA)	0
18/19 Contracted orthodontic activity (UOA)	0
Carry forward orthodontic activity (UOA)	0
Baseline contract value	£156,184.14

ACCESS*

Patients seen in 24 months	Total	Change since previous quarter
Quarter ending March 2018	714	
Quarter ending June 2018	775	↑
Quarter ending September 2018	854	↑
Quarter ending December 2018	990	↑
Quarter ending March 2019	1,185	↑
Variance since March 2018	66.0%	↑



ACTIVITY



Month	Adjusted Scheduled Activity (UDA)	
	2018	2019
April	0	111
May	61	427
June	329	653
July	526	1,101
August	906	1,313
September	943	1,575
October	1,161	2,267
November	1,640	2,857
December	1,893	3,369
January	2,367	3,681
February	3,428	4,251
March	4,279	4,760
April	4,952	
May	4,954	
June	4,954	

QUALITY

	Quantity	Base Number	Contract	AT	Region	England
% of FP17s for the same patient ID Re-attending within 3 months - Children	12	203	5.9%	10.3%	11.9%	11.8%
% of FP17s for the same patient ID Re-attending within 3 months - Adults	170	1,037	16.4%	16.0%	16.9%	15.7%
% of FP17s for the same patient ID Re-attending between 3 & 9 months - Children	22	203	10.8%	48.6%	48.9%	58.9%
% of FP17s for the same patient ID Re-attending between 3 & 9 months - Adults	246	1,037	23.7%	38.3%	38.9%	50.8%
% of FP17s for Band 1 Urgent Courses	60	1,159	5.2%	11.1%	10.7%	9.1%
% of FP17s Relating to Free Repair or Replacements	7	1,159	0.6%	0.5%	0.5%	0.8%
% of FP17s Relating to Continuations	1	1,159	0.1%	0.5%	0.7%	0.9%
% of Patients satisfied with the dentistry they have received	0	0	N/A	86.8%	89.1%	92.5%
% of Patients satisfied with the time they had to wait for an appointment	0	0	N/A	83.1%	83.1%	87.0%

* This is based on patients treated on this contract for their most recent course of treatment.

Figures in italics indicate the base number of FP17s or Patient Questionnaire responses are less than 100. N/A is shown where the base number of responses is less than 10 during the period. % is calculated as Quantity/Base number*100

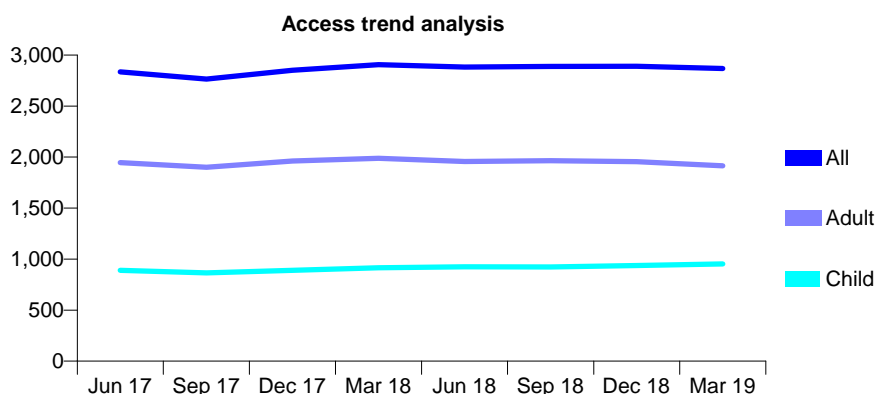
Q62 - Vital Signs At a Glance Contract Report for 839515/0001 - March 2019

Name or company name	MR C REDICAN
Contract type name	GDS Contract
Purpose of contract	General
Contract start date	01/04/2006
Contract end date	

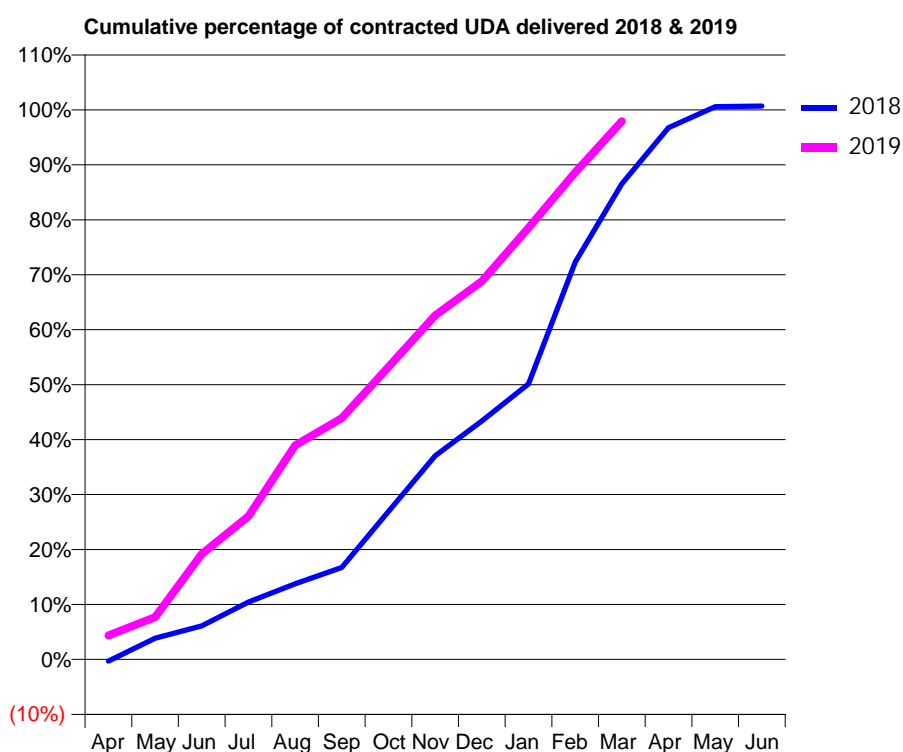
18/19 Contracted general activity (UDA)	5,074
Carry forward general activity (UDA)	-35
18/19 Contracted orthodontic activity (UOA)	0
Carry forward orthodontic activity (UOA)	0
Baseline contract value	£158,086.11

ACCESS*

Patients seen in 24 months	Total	Change since previous quarter
Quarter ending March 2018	2,905	
Quarter ending June 2018	2,883	→
Quarter ending September 2018	2,888	→
Quarter ending December 2018	2,891	→
Quarter ending March 2019	2,868	→
Variance since March 2018	(1.3%)	↓



ACTIVITY



Month	2018	2019
April	-17	221
May	196	391
June	309	973
July	530	1,322
August	699	1,977
September	849	2,228
October	1,367	2,701
November	1,881	3,176
December	2,201	3,491
January	2,544	3,986
February	3,668	4,498
March	4,391	4,969
April	4,910	
May	5,103	
June	5,109	

QUALITY

	Quantity	Base Number	Contract	AT	Region	England
% of FP17s for the same patient ID Re-attending within 3 months - Children	80	985	8.1%	10.3%	11.9%	11.8%
% of FP17s for the same patient ID Re-attending within 3 months - Adults	390	1,917	20.3%	16.0%	16.9%	15.7%
% of FP17s for the same patient ID Re-attending between 3 & 9 months - Children	300	985	30.5%	48.6%	48.9%	58.9%
% of FP17s for the same patient ID Re-attending between 3 & 9 months - Adults	552	1,917	28.8%	38.3%	38.9%	50.8%
% of FP17s for Band 1 Urgent Courses	282	2,243	12.6%	11.1%	10.7%	9.1%
% of FP17s Relating to Free Repair or Replacements	18	2,243	0.8%	0.5%	0.5%	0.8%
% of FP17s Relating to Continuations	5	2,243	0.2%	0.5%	0.7%	0.9%
% of Patients satisfied with the dentistry they have received	1	1	N/A	86.8%	89.1%	92.5%
% of Patients satisfied with the time they had to wait for an appointment	0	1	N/A	83.1%	83.1%	87.0%

* This is based on patients treated on this contract for their most recent course of treatment. Figures in italics indicate the base number of FP17s or Patient Questionnaire responses are less than 100. N/A is shown where the base number of responses is less than 10 during the period. % is calculated as Quantity/Base number*100

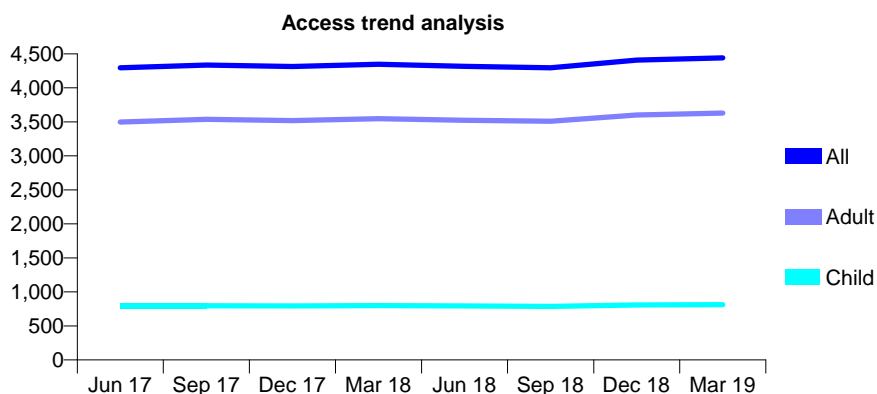
Q62 - Vital Signs At a Glance Contract Report for 839795/0001 - March 2019

Name or company name	MR K KARANTOUMANIS
Contract type name	GDS Contract
Purpose of contract	General
Contract start date	01/04/2006
Contract end date	

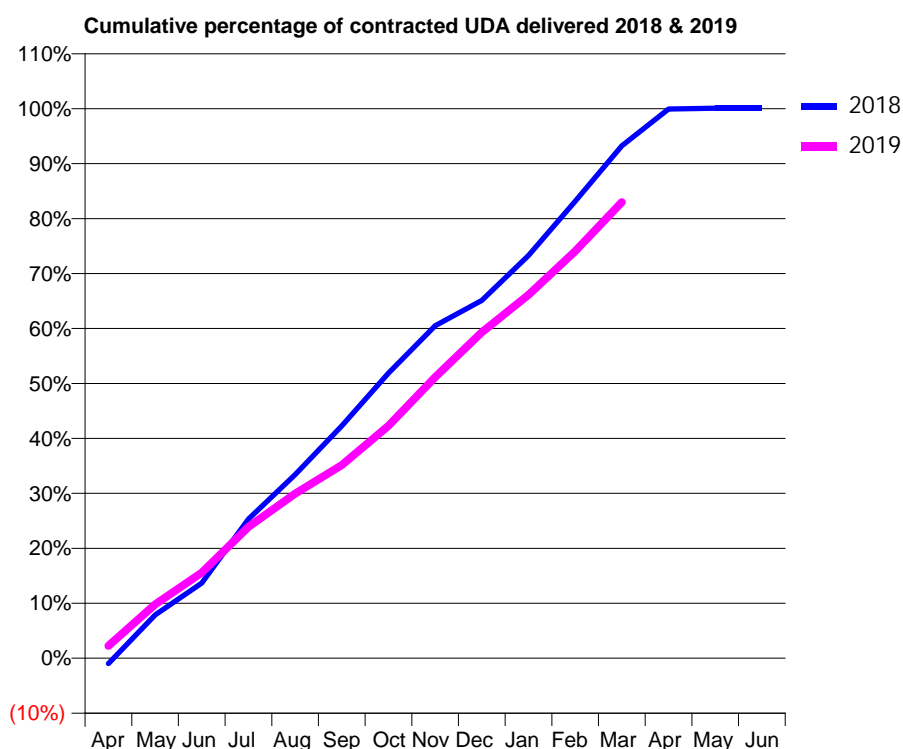
18/19 Contracted general activity (UDA)	15,386
Carry forward general activity (UDA)	-13
18/19 Contracted orthodontic activity (UOA)	0
Carry forward orthodontic activity (UOA)	0
Baseline contract value	£441,844.95

ACCESS*

Patients seen in 24 months	Total	Change since previous quarter
Quarter ending March 2018	4,347	
Quarter ending June 2018	4,317	→
Quarter ending September 2018	4,296	→
Quarter ending December 2018	4,408	↑
Quarter ending March 2019	4,441	→
Variance since March 2018	2.2%	↑



ACTIVITY



Month	2018	2019
April	-156	348
May	1,212	1,512
June	2,106	2,395
July	3,897	3,677
August	5,144	4,611
September	6,501	5,409
October	7,982	6,509
November	9,311	7,868
December	10,015	9,127
January	11,276	10,173
February	12,795	11,397
March	14,347	12,767
April	15,376	
May	15,398	
June	15,399	

QUALITY

	Quantity	Base Number	Contract	AT	Region	England
% of FP17s for the same patient ID Re-attending within 3 months - Children	59	1,041	5.7%	10.3%	11.9%	11.8%
% of FP17s for the same patient ID Re-attending within 3 months - Adults	512	4,074	12.6%	16.0%	16.9%	15.7%
% of FP17s for the same patient ID Re-attending between 3 & 9 months - Children	574	1,041	55.1%	48.6%	48.9%	58.9%
% of FP17s for the same patient ID Re-attending between 3 & 9 months - Adults	1,767	4,074	43.4%	38.3%	38.9%	50.8%
% of FP17s for Band 1 Urgent Courses	509	4,824	10.6%	11.1%	10.7%	9.1%
% of FP17s Relating to Free Repair or Replacements	23	4,824	0.5%	0.5%	0.5%	0.8%
% of FP17s Relating to Continuations	9	4,824	0.2%	0.5%	0.7%	0.9%
% of Patients satisfied with the dentistry they have received	0	1	N/A	86.8%	89.1%	92.5%
% of Patients satisfied with the time they had to wait for an appointment	1	1	N/A	83.1%	83.1%	87.0%

* This is based on patients treated on this contract for their most recent course of treatment. Figures in italics indicate the base number of FP17s or Patient Questionnaire responses are less than 100. N/A is shown where the base number of responses is less than 10 during the period. % is calculated as Quantity/Base number*100

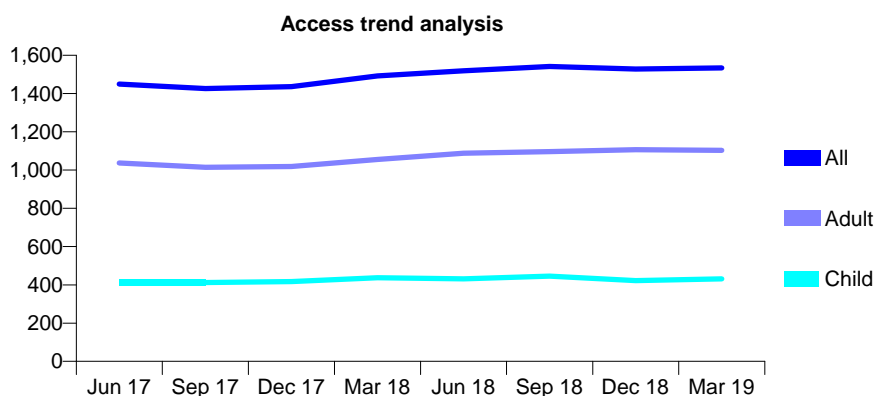
Q62 - Vital Signs At a Glance Contract Report for 843148/0001 - March 2019

Name or company name	MR SR MANAFI
Contract type name	GDS Contract
Purpose of contract	General
Contract start date	01/04/2006
Contract end date	

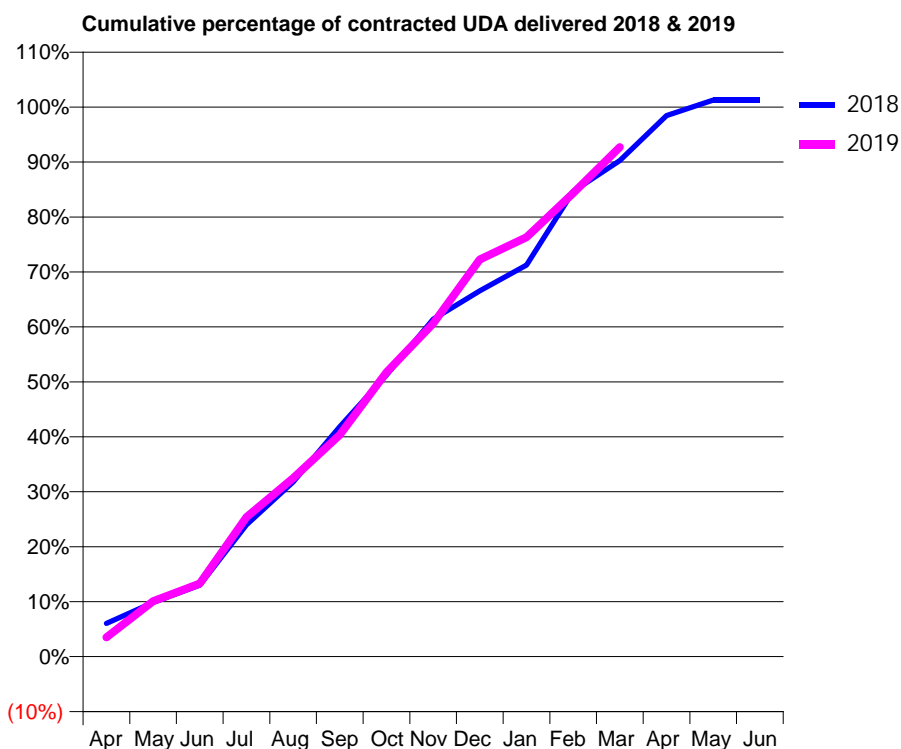
18/19 Contracted general activity (UDA)	5,756
Carry forward general activity (UDA)	-74
18/19 Contracted orthodontic activity (UOA)	0
Carry forward orthodontic activity (UOA)	0
Baseline contract value	£227,086.35

ACCESS*

Patients seen in 24 months	Total	Change since previous quarter
Quarter ending March 2018	1,492	
Quarter ending June 2018	1,519	→
Quarter ending September 2018	1,541	→
Quarter ending December 2018	1,528	→
Quarter ending March 2019	1,534	→
Variance since March 2018	2.8%	↑



ACTIVITY



Month	Adjusted Scheduled Activity (UDA)	
	2018	2019
April	349	202
May	567	581
June	748	766
July	1,381	1,461
August	1,829	1,869
September	2,409	2,322
October	2,949	2,977
November	3,535	3,488
December	3,831	4,159
January	4,100	4,392
February	4,874	4,854
March	5,196	5,336
April	5,667	
May	5,830	
June	5,830	

QUALITY

	Quantity	Base Number	Contract	AT	Region	England
% of FP17s for the same patient ID Re-attending within 3 months - Children	48	531	9.0%	10.3%	11.9%	11.8%
% of FP17s for the same patient ID Re-attending within 3 months - Adults	255	1,290	19.8%	16.0%	16.9%	15.7%
% of FP17s for the same patient ID Re-attending between 3 & 9 months - Children	214	531	40.3%	48.6%	48.9%	58.9%
% of FP17s for the same patient ID Re-attending between 3 & 9 months - Adults	425	1,290	32.9%	38.3%	38.9%	50.8%
% of FP17s for Band 1 Urgent Courses	404	1,694	23.8%	11.1%	10.7%	9.1%
% of FP17s Relating to Free Repair or Replacements	0	1,694	0.0%	0.5%	0.5%	0.8%
% of FP17s Relating to Continuations	16	1,694	0.9%	0.5%	0.7%	0.9%
% of Patients satisfied with the dentistry they have received	1	1	N/A	86.8%	89.1%	92.5%
% of Patients satisfied with the time they had to wait for an appointment	1	1	N/A	83.1%	83.1%	87.0%

* This is based on patients treated on this contract for their most recent course of treatment. Figures in italics indicate the base number of FP17s or Patient Questionnaire responses are less than 100. N/A is shown where the base number of responses is less than 10 during the period. % is calculated as Quantity/Base number*100

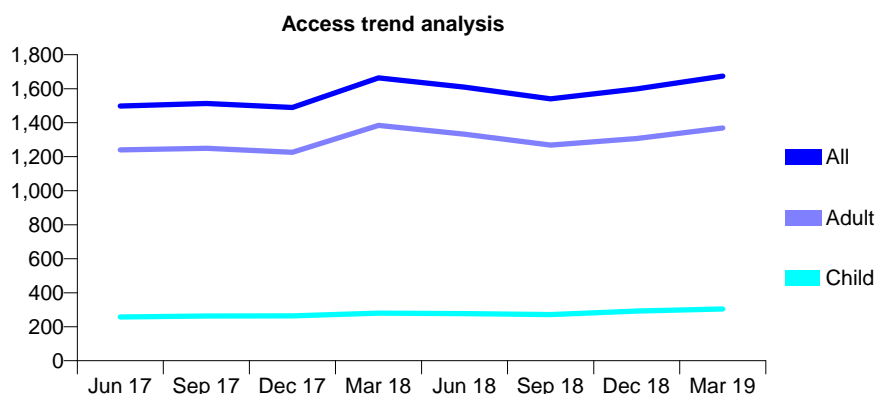
Q62 - Vital Signs At a Glance Contract Report for 846104/0001 - March 2019

Name or company name	Bhavish Thakrar and Jayesh Kotecha
Contract type name	GDS Contract
Purpose of contract	General
Contract start date	01/04/2006
Contract end date	

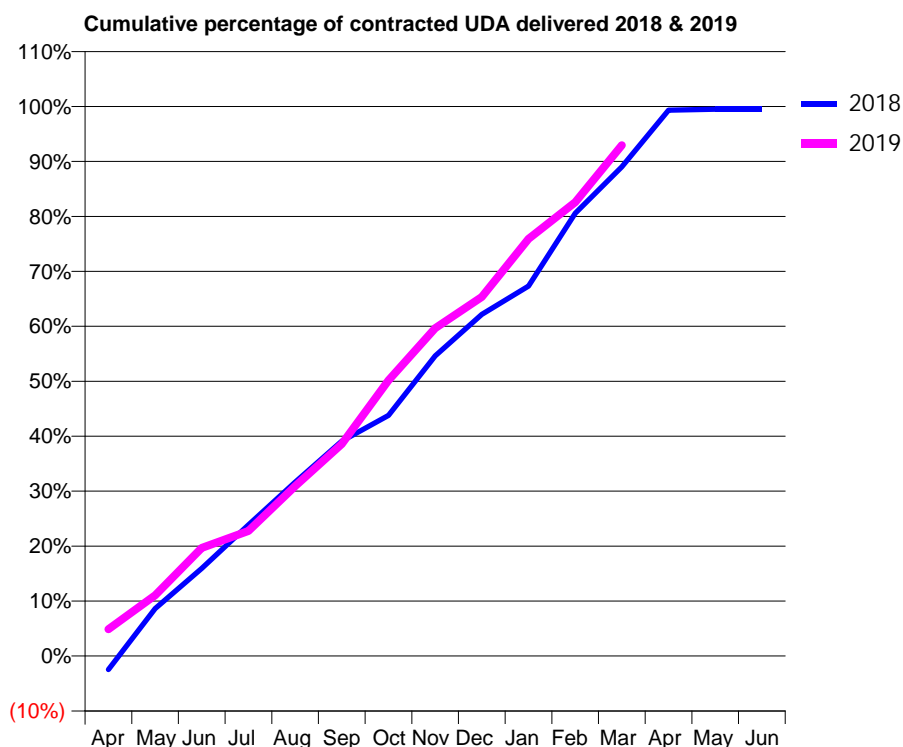
18/19 Contracted general activity (UDA)	6,599
Carry forward general activity (UDA)	33
18/19 Contracted orthodontic activity (UOA)	0
Carry forward orthodontic activity (UOA)	0
Baseline contract value	£240,971.30

ACCESS*

Patients seen in 24 months	Total	Change since previous quarter
Quarter ending March 2018	1,664	
Quarter ending June 2018	1,609	↓
Quarter ending September 2018	1,540	↓
Quarter ending December 2018	1,599	↑
Quarter ending March 2019	1,674	↑
Variance since March 2018	0.6%	→



ACTIVITY



Month	Adjusted Scheduled Activity (UDA)	
	2018	2019
April	-164	323
May	569	730
June	1,053	1,299
July	1,575	1,501
August	2,089	2,041
September	2,580	2,545
October	2,890	3,311
November	3,604	3,938
December	4,102	4,312
January	4,443	5,010
February	5,315	5,448
March	5,874	6,133
April	6,553	
May	6,565	
June	6,566	

QUALITY

	Quantity	Base Number	Contract	AT	Region	England
% of FP17s for the same patient ID Re-attending within 3 months - Children	30	382	7.9%	10.3%	11.9%	11.8%
% of FP17s for the same patient ID Re-attending within 3 months - Adults	470	1,753	26.8%	16.0%	16.9%	15.7%
% of FP17s for the same patient ID Re-attending between 3 & 9 months - Children	130	382	34.0%	48.6%	48.9%	58.9%
% of FP17s for the same patient ID Re-attending between 3 & 9 months - Adults	427	1,753	24.4%	38.3%	38.9%	50.8%
% of FP17s for Band 1 Urgent Courses	471	1,947	24.2%	11.1%	10.7%	9.1%
% of FP17s Relating to Free Repair or Replacements	29	1,947	1.5%	0.5%	0.5%	0.8%
% of FP17s Relating to Continuations	29	1,947	1.5%	0.5%	0.7%	0.9%
% of Patients satisfied with the dentistry they have received	0	0	N/A	86.8%	89.1%	92.5%
% of Patients satisfied with the time they had to wait for an appointment	0	0	N/A	83.1%	83.1%	87.0%

* This is based on patients treated on this contract for their most recent course of treatment. Figures in italics indicate the base number of FP17s or Patient Questionnaire responses are less than 100. N/A is shown where the base number of responses is less than 10 during the period. % is calculated as Quantity/Base number*100

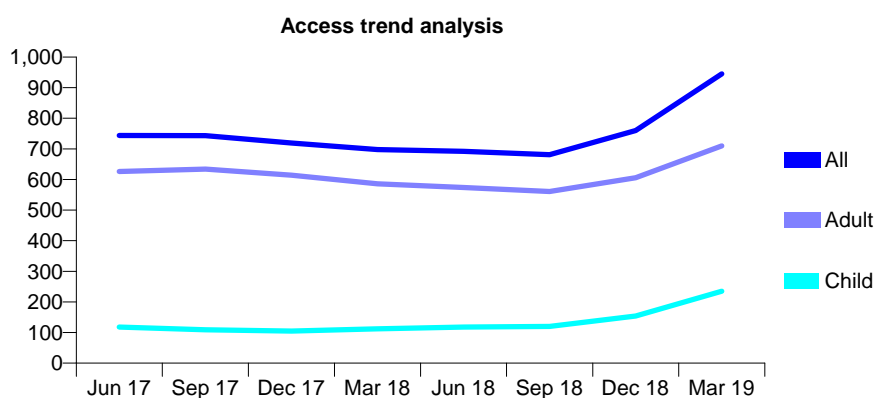
Q62 - Vital Signs At a Glance Contract Report for 849014/0004 - March 2019

Name or company name	MISS E VAZIR
Contract type name	GDS Contract
Purpose of contract	General
Contract start date	01/05/2013
Contract end date	

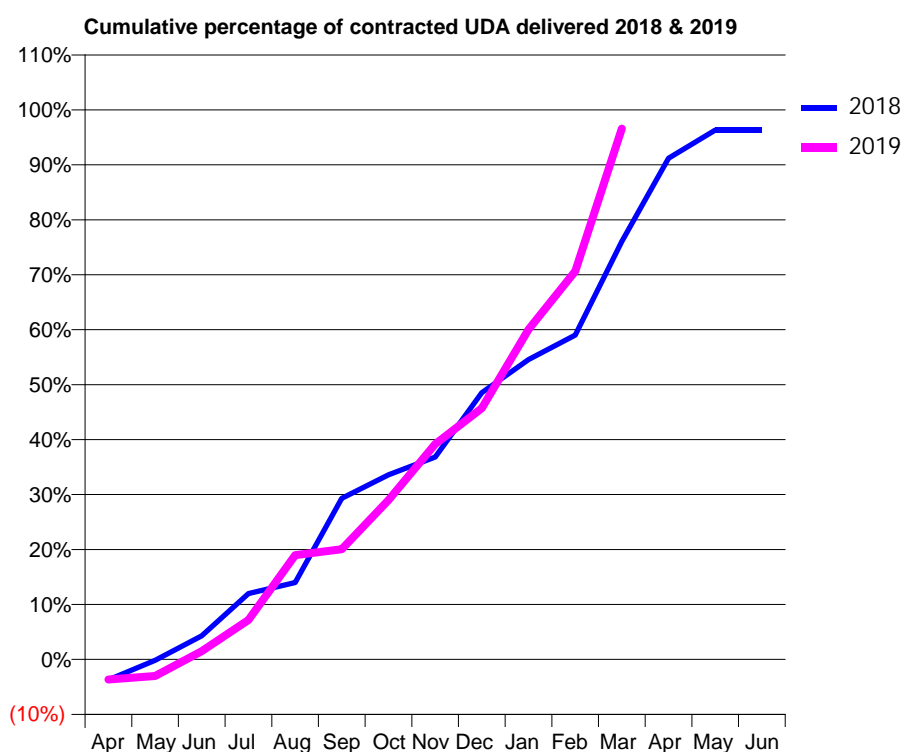
18/19 Contracted general activity (UDA)	4,000
Carry forward general activity (UDA)	147
18/19 Contracted orthodontic activity (UOA)	0
Carry forward orthodontic activity (UOA)	0
Baseline contract value	£108,872.98

ACCESS*

Patients seen in 24 months	Total	Change since previous quarter
Quarter ending March 2018	698	
Quarter ending June 2018	692	→
Quarter ending September 2018	681	↓
Quarter ending December 2018	760	↑
Quarter ending March 2019	945	↑
Variance since March 2018	35.4%	↑



ACTIVITY



Month	2018	2019
April	-149	-147
May	-7	-121
June	173	60
July	480	288
August	560	758
September	1,173	802
October	1,344	1,160
November	1,473	1,568
December	1,942	1,828
January	2,183	2,401
February	2,361	2,826
March	3,042	3,864
April	3,647	
May	3,853	
June	3,853	

QUALITY

	Quantity	Base Number	Contract	AT	Region	England
% of FP17s for the same patient ID Re-attending within 3 months - Children	17	286	5.9%	10.3%	11.9%	11.8%
% of FP17s for the same patient ID Re-attending within 3 months - Adults	103	940	11.0%	16.0%	16.9%	15.7%
% of FP17s for the same patient ID Re-attending between 3 & 9 months - Children	54	286	18.9%	48.6%	48.9%	58.9%
% of FP17s for the same patient ID Re-attending between 3 & 9 months - Adults	246	940	26.2%	38.3%	38.9%	50.8%
% of FP17s for Band 1 Urgent Courses	104	1,086	9.6%	11.1%	10.7%	9.1%
% of FP17s Relating to Free Repair or Replacements	0	1,086	0.0%	0.5%	0.5%	0.8%
% of FP17s Relating to Continuations	1	1,086	0.1%	0.5%	0.7%	0.9%
% of Patients satisfied with the dentistry they have received	1	1	N/A	86.8%	89.1%	92.5%
% of Patients satisfied with the time they had to wait for an appointment	1	1	N/A	83.1%	83.1%	87.0%

* This is based on patients treated on this contract for their most recent course of treatment. Figures in italics indicate the base number of FP17s or Patient Questionnaire responses are less than 100. N/A is shown where the base number of responses is less than 10 during the period. % is calculated as Quantity/Base number*100

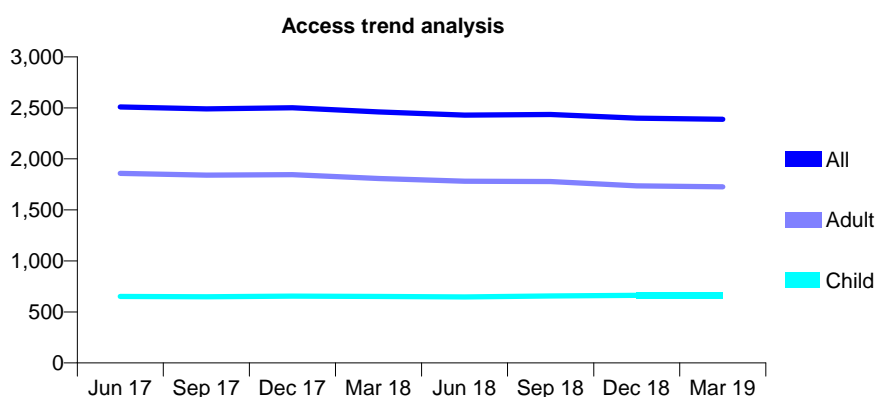
Q62 - Vital Signs At a Glance Contract Report for 849146/0001 - March 2019

Name or company name	MR A ARBABI
Contract type name	GDS Contract
Purpose of contract	General
Contract start date	01/04/2006
Contract end date	

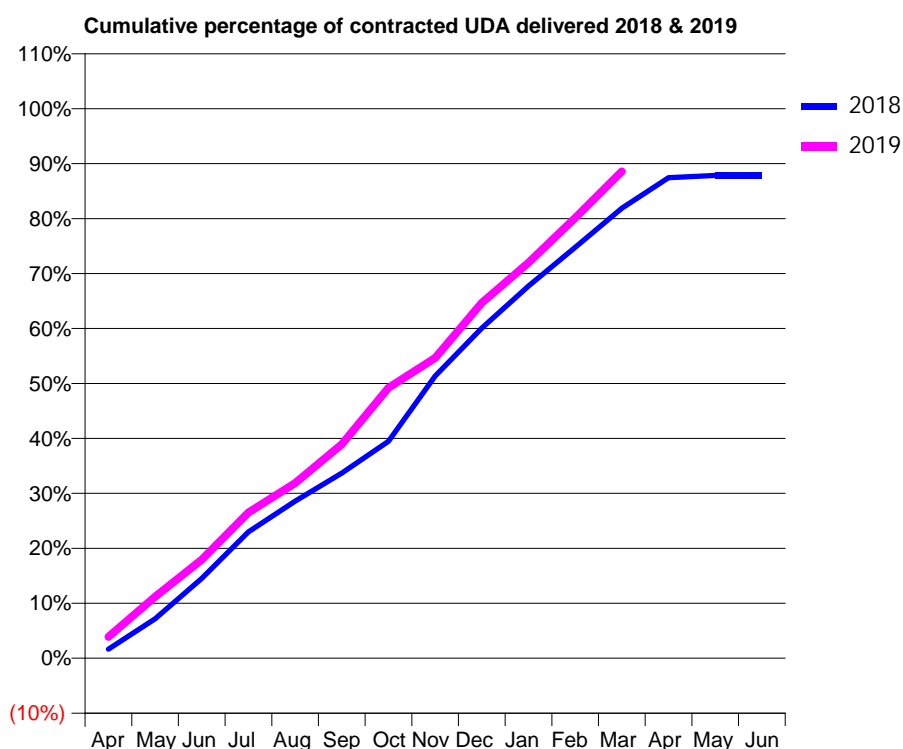
18/19 Contracted general activity (UDA)	6,545
Carry forward general activity (UDA)	0
18/19 Contracted orthodontic activity (UOA)	0
Carry forward orthodontic activity (UOA)	0
Baseline contract value	£195,808.63

ACCESS*

Patients seen in 24 months	Total	Change since previous quarter
Quarter ending March 2018	2,461	
Quarter ending June 2018	2,429	↓
Quarter ending September 2018	2,435	→
Quarter ending December 2018	2,399	↓
Quarter ending March 2019	2,389	→
Variance since March 2018	(2.9%)	↓



ACTIVITY



Month	2018	2019
April	109	255
May	471	732
June	951	1,172
July	1,505	1,734
August	1,872	2,086
September	2,203	2,547
October	2,583	3,221
November	3,361	3,576
December	3,932	4,231
January	4,433	4,712
February	4,895	5,243
March	5,359	5,798
April	5,723	
May	5,749	
June	5,749	

QUALITY

	Quantity	Base Number	Contract	AT	Region	England
% of FP17s for the same patient ID Re-attending within 3 months - Children	25	744	3.4%	10.3%	11.9%	11.8%
% of FP17s for the same patient ID Re-attending within 3 months - Adults	194	1,619	12.0%	16.0%	16.9%	15.7%
% of FP17s for the same patient ID Re-attending between 3 & 9 months - Children	341	744	45.8%	48.6%	48.9%	58.9%
% of FP17s for the same patient ID Re-attending between 3 & 9 months - Adults	559	1,619	34.5%	38.3%	38.9%	50.8%
% of FP17s for Band 1 Urgent Courses	191	2,271	8.4%	11.1%	10.7%	9.1%
% of FP17s Relating to Free Repair or Replacements	0	2,271	0.0%	0.5%	0.5%	0.8%
% of FP17s Relating to Continuations	7	2,271	0.3%	0.5%	0.7%	0.9%
% of Patients satisfied with the dentistry they have received	0	0	N/A	86.8%	89.1%	92.5%
% of Patients satisfied with the time they had to wait for an appointment	0	0	N/A	83.1%	83.1%	87.0%

* This is based on patients treated on this contract for their most recent course of treatment. Figures in italics indicate the base number of FP17s or Patient Questionnaire responses are less than 100. N/A is shown where the base number of responses is less than 10 during the period. % is calculated as Quantity/Base number*100

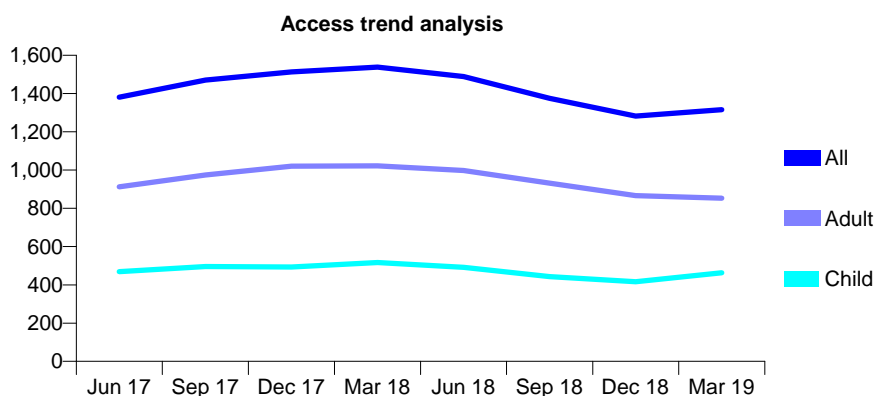
Q62 - Vital Signs At a Glance Contract Report for 852945/0001 - March 2019

Name or company name	Ahmed Al-Morhiby
Contract type name	GDS Contract
Purpose of contract	General
Contract start date	01/04/2006
Contract end date	

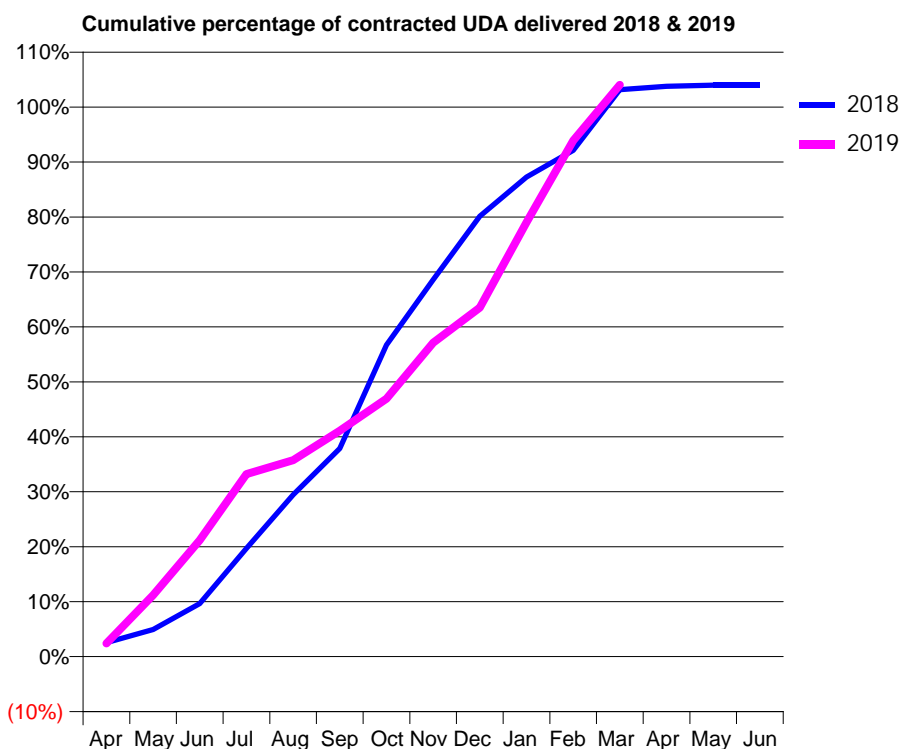
18/19 Contracted general activity (UDA)	3,492
Carry forward general activity (UDA)	-70
18/19 Contracted orthodontic activity (UOA)	0
Carry forward orthodontic activity (UOA)	0
Baseline contract value	£110,045.23

ACCESS*

Patients seen in 24 months	Total	Change since previous quarter
Quarter ending March 2018	1,538	
Quarter ending June 2018	1,489	↓
Quarter ending September 2018	1,375	↓
Quarter ending December 2018	1,282	↓
Quarter ending March 2019	1,316	↑
Variance since March 2018	(14.4%)	↓



ACTIVITY



Month	Adjusted Scheduled Activity (UDA)	
	2018	2019
April	89	85
May	173	391
June	338	740
July	688	1,160
August	1,028	1,249
September	1,322	1,436
October	1,981	1,638
November	2,395	1,995
December	2,798	2,217
January	3,047	2,759
February	3,217	3,279
March	3,603	3,633
April	3,624	
May	3,631	
June	3,631	

QUALITY

	Quantity	Base Number	Contract	AT	Region	England
% of FP17s for the same patient ID Re-attending within 3 months - Children	24	485	4.9%	10.3%	11.9%	11.8%
% of FP17s for the same patient ID Re-attending within 3 months - Adults	74	702	10.5%	16.0%	16.9%	15.7%
% of FP17s for the same patient ID Re-attending between 3 & 9 months - Children	167	485	34.4%	48.6%	48.9%	58.9%
% of FP17s for the same patient ID Re-attending between 3 & 9 months - Adults	170	702	24.2%	38.3%	38.9%	50.8%
% of FP17s for Band 1 Urgent Courses	173	1,161	14.9%	11.1%	10.7%	9.1%
% of FP17s Relating to Free Repair or Replacements	4	1,161	0.3%	0.5%	0.5%	0.8%
% of FP17s Relating to Continuations	2	1,161	0.2%	0.5%	0.7%	0.9%
% of Patients satisfied with the dentistry they have received	2	2	N/A	86.8%	89.1%	92.5%
% of Patients satisfied with the time they had to wait for an appointment	1	2	N/A	83.1%	83.1%	87.0%

* This is based on patients treated on this contract for their most recent course of treatment. Figures in italics indicate the base number of FP17s or Patient Questionnaire responses are less than 100. N/A is shown where the base number of responses is less than 10 during the period. % is calculated as Quantity/Base number*100

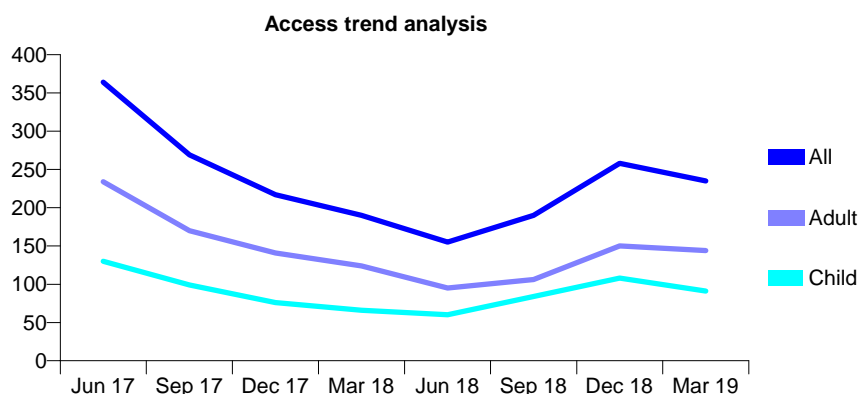
Q62 - Vital Signs At a Glance Contract Report for 852945/0002 - March 2019

Name or company name	Ahmed Al-Morhiby
Contract type name	GDS Contract
Purpose of contract	General
Contract start date	01/12/2007
Contract end date	

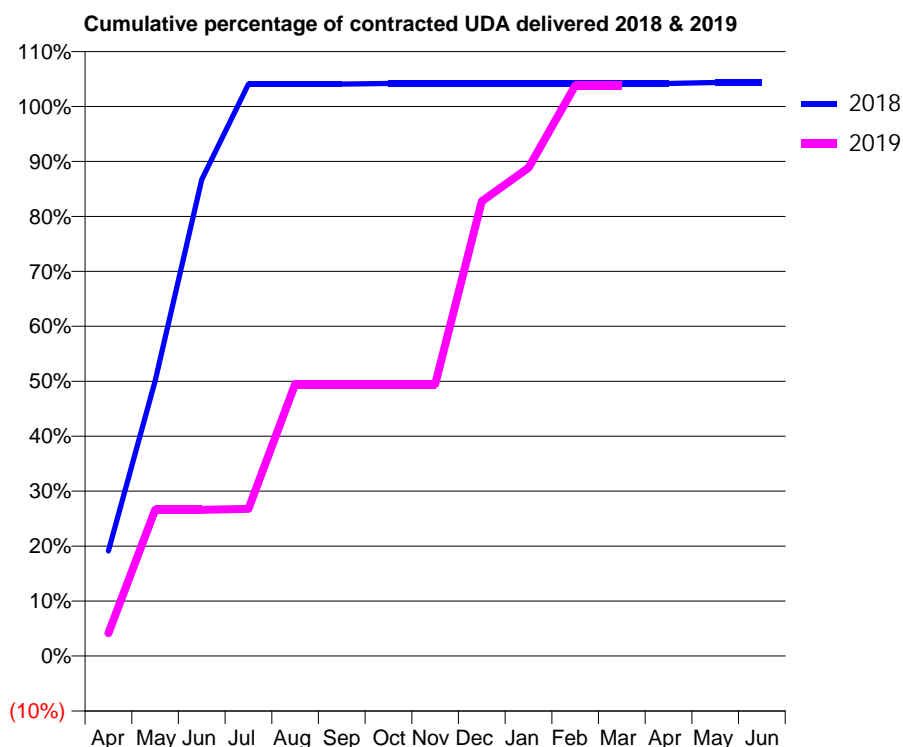
18/19 Contracted general activity (UDA)	700
Carry forward general activity (UDA)	-14
18/19 Contracted orthodontic activity (UOA)	0
Carry forward orthodontic activity (UOA)	0
Baseline contract value	£22,915.07

ACCESS*

Patients seen in 24 months	Total	Change since previous quarter
Quarter ending March 2018	190	
Quarter ending June 2018	155	↓
Quarter ending September 2018	190	↑
Quarter ending December 2018	258	↑
Quarter ending March 2019	235	↓
Variance since March 2018	23.7%	↑



ACTIVITY



Month	Adjusted Scheduled Activity (UDA)	
	2018	2019
April	134	29
May	351	186
June	607	186
July	728	187
August	728	346
September	728	346
October	729	346
November	729	346
December	729	579
January	729	622
February	729	727
March	729	727
April	729	
May	731	
June	731	

QUALITY

	Quantity	Base Number	Contract	AT	Region	England
% of FP17s for the same patient ID Re-attending within 3 months - Children	1	116	0.9%	10.3%	11.9%	11.8%
% of FP17s for the same patient ID Re-attending within 3 months - Adults	5	148	3.4%	16.0%	16.9%	15.7%
% of FP17s for the same patient ID Re-attending between 3 & 9 months - Children	3	116	2.6%	48.6%	48.9%	58.9%
% of FP17s for the same patient ID Re-attending between 3 & 9 months - Adults	4	148	2.7%	38.3%	38.9%	50.8%
% of FP17s for Band 1 Urgent Courses	33	263	12.5%	11.1%	10.7%	9.1%
% of FP17s Relating to Free Repair or Replacements	0	263	0.0%	0.5%	0.5%	0.8%
% of FP17s Relating to Continuations	0	263	0.0%	0.5%	0.7%	0.9%
% of Patients satisfied with the dentistry they have received	0	0	N/A	86.8%	89.1%	92.5%
% of Patients satisfied with the time they had to wait for an appointment	0	0	N/A	83.1%	83.1%	87.0%

* This is based on patients treated on this contract for their most recent course of treatment. Figures in italics indicate the base number of FP17s or Patient Questionnaire responses are less than 100. N/A is shown where the base number of responses is less than 10 during the period. % is calculated as Quantity/Base number*100

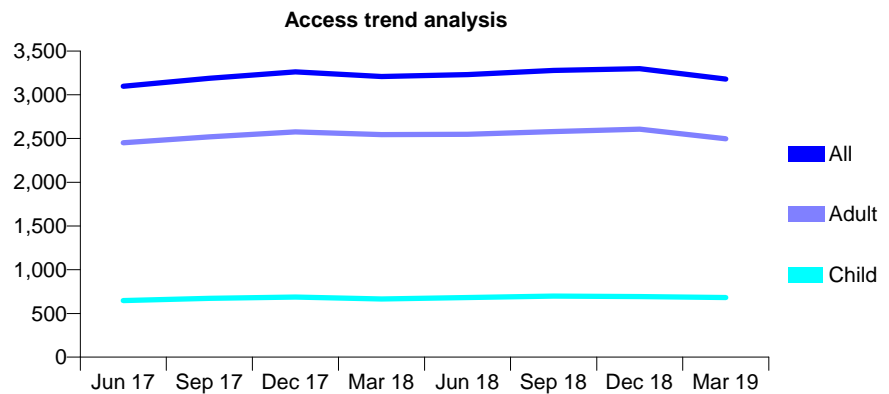
Q62 - Vital Signs At a Glance Contract Report for 857971/0001 - March 2019

Name or company name	MR I BAIC
Contract type name	GDS Contract
Purpose of contract	General
Contract start date	01/04/2006
Contract end date	

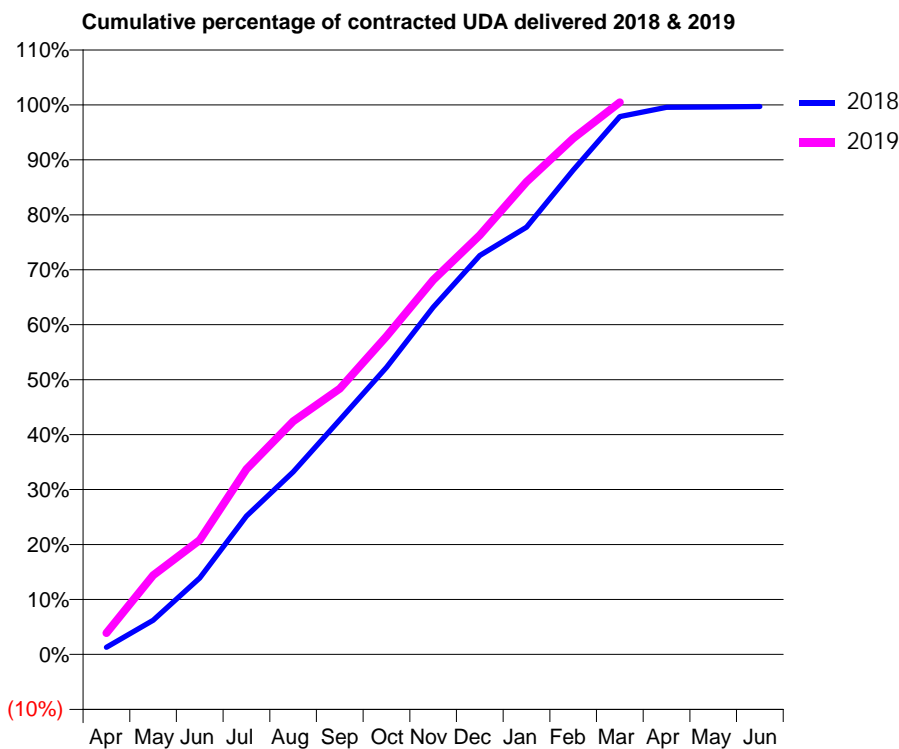
18/19 Contracted general activity (UDA)	9,225
Carry forward general activity (UDA)	29
18/19 Contracted orthodontic activity (UOA)	0
Carry forward orthodontic activity (UOA)	0
Baseline contract value	£272,919.38

ACCESS*

Patients seen in 24 months	Total	Change since previous quarter
Quarter ending March 2018	3,209	
Quarter ending June 2018	3,231	→
Quarter ending September 2018	3,278	→
Quarter ending December 2018	3,300	→
Quarter ending March 2019	3,180	↓
Variance since March 2018	(0.9%)	→



ACTIVITY



Month	Adjusted Scheduled Activity (UDA)	
	2018	2019
April	119	359
May	574	1,329
June	1,283	1,919
July	2,323	3,110
August	3,063	3,913
September	3,938	4,461
October	4,820	5,341
November	5,829	6,285
December	6,697	7,036
January	7,171	7,933
February	8,129	8,663
March	9,028	9,267
April	9,184	
May	9,188	
June	9,196	

QUALITY

	Quantity	Base Number	Contract	AT	Region	England
% of FP17s for the same patient ID Re-attending within 3 months - Children	108	857	12.6%	10.3%	11.9%	11.8%
% of FP17s for the same patient ID Re-attending within 3 months - Adults	650	2,956	22.0%	16.0%	16.9%	15.7%
% of FP17s for the same patient ID Re-attending between 3 & 9 months - Children	329	857	38.4%	48.6%	48.9%	58.9%
% of FP17s for the same patient ID Re-attending between 3 & 9 months - Adults	1,025	2,956	34.7%	38.3%	38.9%	50.8%
% of FP17s for Band 1 Urgent Courses	773	3,725	20.8%	11.1%	10.7%	9.1%
% of FP17s Relating to Free Repair or Replacements	4	3,725	0.1%	0.5%	0.5%	0.8%
% of FP17s Relating to Continuations	4	3,725	0.1%	0.5%	0.7%	0.9%
% of Patients satisfied with the dentistry they have received	0	0	N/A	86.8%	89.1%	92.5%
% of Patients satisfied with the time they had to wait for an appointment	0	0	N/A	83.1%	83.1%	87.0%

* This is based on patients treated on this contract for their most recent course of treatment. Figures in italics indicate the base number of FP17s or Patient Questionnaire responses are less than 100. N/A is shown where the base number of responses is less than 10 during the period. % is calculated as Quantity/Base number*100

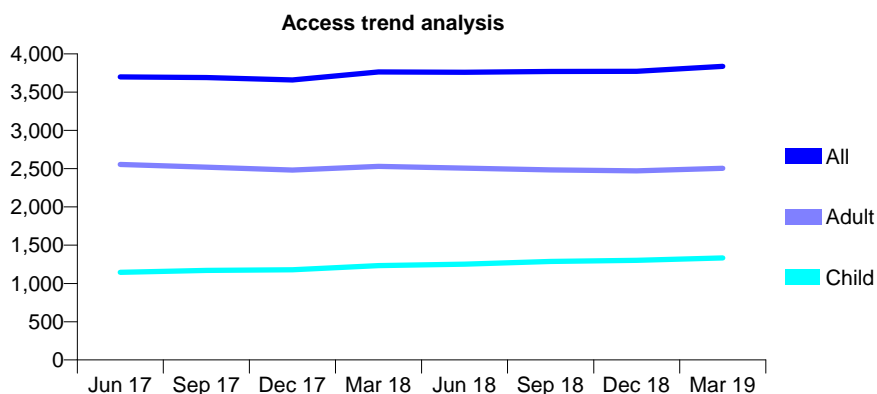
Q62 - Vital Signs At a Glance Contract Report for 862274/0001 - March 2019

Name or company name	MR D PATEL
Contract type name	GDS Contract
Purpose of contract	General
Contract start date	01/04/2008
Contract end date	

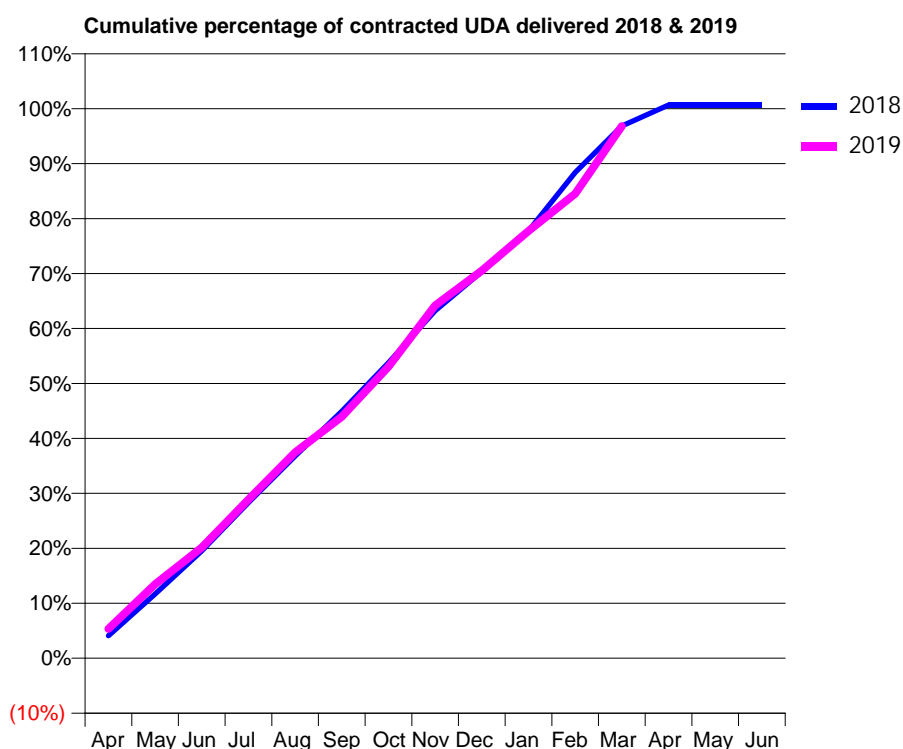
18/19 Contracted general activity (UDA)	12,778
Carry forward general activity (UDA)	-86
18/19 Contracted orthodontic activity (UOA)	0
Carry forward orthodontic activity (UOA)	0
Baseline contract value	£398,138.73

ACCESS*

Patients seen in 24 months	Total	Change since previous quarter
Quarter ending March 2018	3,763	
Quarter ending June 2018	3,761	→
Quarter ending September 2018	3,771	→
Quarter ending December 2018	3,772	→
Quarter ending March 2019	3,837	→
Variance since March 2018	2.0%	→



ACTIVITY



Month	2018	2019
April	522	683
May	1,497	1,723
June	2,496	2,573
July	3,619	3,693
August	4,703	4,790
September	5,741	5,613
October	6,869	6,780
November	8,082	8,202
December	8,987	9,008
January	9,936	9,935
February	11,295	10,802
March	12,373	12,371
April	12,862	
May	12,864	
June	12,864	

QUALITY

	Quantity	Base Number	Contract	AT	Region	England
% of FP17s for the same patient ID Re-attending within 3 months - Children	159	2,251	7.1%	10.3%	11.9%	11.8%
% of FP17s for the same patient ID Re-attending within 3 months - Adults	581	3,244	17.9%	16.0%	16.9%	15.7%
% of FP17s for the same patient ID Re-attending between 3 & 9 months - Children	1,487	2,251	66.1%	48.6%	48.9%	58.9%
% of FP17s for the same patient ID Re-attending between 3 & 9 months - Adults	1,490	3,244	45.9%	38.3%	38.9%	50.8%
% of FP17s for Band 1 Urgent Courses	729	5,328	13.7%	11.1%	10.7%	9.1%
% of FP17s Relating to Free Repair or Replacements	20	5,328	0.4%	0.5%	0.5%	0.8%
% of FP17s Relating to Continuations	11	5,328	0.2%	0.5%	0.7%	0.9%
% of Patients satisfied with the dentistry they have received	2	2	N/A	86.8%	89.1%	92.5%
% of Patients satisfied with the time they had to wait for an appointment	2	2	N/A	83.1%	83.1%	87.0%

* This is based on patients treated on this contract for their most recent course of treatment.

Figures in italics indicate the base number of FP17s or Patient Questionnaire responses are less than 100. N/A is shown where the base number of responses is less than 10 during the period. % is calculated as Quantity/Base number*100

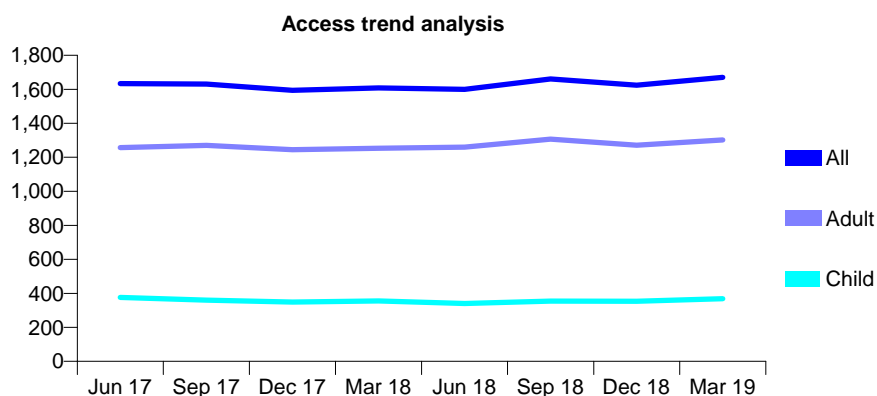
Q62 - Vital Signs At a Glance Contract Report for 886971/0001 - March 2019

Name or company name	MR AK SACHDEV
Contract type name	GDS Contract
Purpose of contract	General
Contract start date	01/04/2006
Contract end date	

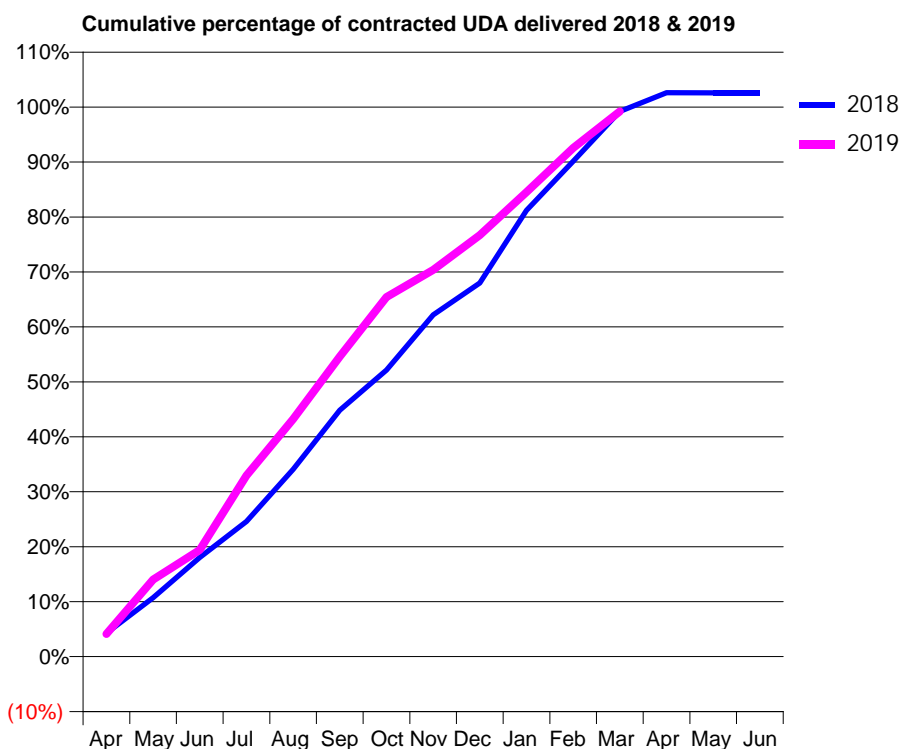
18/19 Contracted general activity (UDA)	6,645
Carry forward general activity (UDA)	-133
18/19 Contracted orthodontic activity (UOA)	0
Carry forward orthodontic activity (UOA)	0
Baseline contract value	£190,473.93

ACCESS*

Patients seen in 24 months	Total	Change since previous quarter
Quarter ending March 2018	1,608	
Quarter ending June 2018	1,600	→
Quarter ending September 2018	1,661	↑
Quarter ending December 2018	1,624	↓
Quarter ending March 2019	1,670	↑
Variance since March 2018	3.9%	↑



ACTIVITY



Month	Adjusted Scheduled Activity (UDA)	
	2018	2019
April	285	273
May	713	932
June	1,198	1,291
July	1,634	2,189
August	2,265	2,873
September	2,980	3,627
October	3,465	4,347
November	4,133	4,676
December	4,518	5,097
January	5,396	5,618
February	5,990	6,150
March	6,591	6,592
April	6,819	
May	6,818	
June	6,818	

QUALITY

	Quantity	Base Number	Contract	AT	Region	England
% of FP17s for the same patient ID Re-attending within 3 months - Children	2	388	0.5%	10.3%	11.9%	11.8%
% of FP17s for the same patient ID Re-attending within 3 months - Adults	8	1,164	0.7%	16.0%	16.9%	15.7%
% of FP17s for the same patient ID Re-attending between 3 & 9 months - Children	104	388	26.8%	48.6%	48.9%	58.9%
% of FP17s for the same patient ID Re-attending between 3 & 9 months - Adults	333	1,164	28.6%	38.3%	38.9%	50.8%
% of FP17s for Band 1 Urgent Courses	42	1,477	2.8%	11.1%	10.7%	9.1%
% of FP17s Relating to Free Repair or Replacements	0	1,477	0.0%	0.5%	0.5%	0.8%
% of FP17s Relating to Continuations	0	1,477	0.0%	0.5%	0.7%	0.9%
% of Patients satisfied with the dentistry they have received	5	5	N/A	86.8%	89.1%	92.5%
% of Patients satisfied with the time they had to wait for an appointment	5	5	N/A	83.1%	83.1%	87.0%

* This is based on patients treated on this contract for their most recent course of treatment. Figures in italics indicate the base number of FP17s or Patient Questionnaire responses are less than 100. N/A is shown where the base number of responses is less than 10 during the period. % is calculated as Quantity/Base number*100

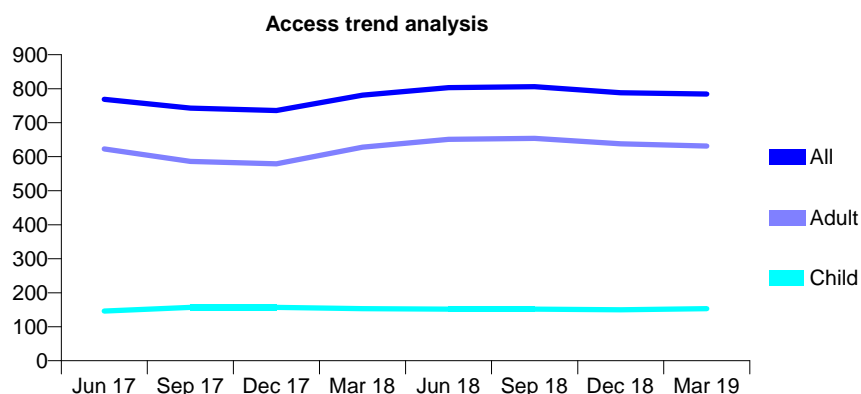
Q62 - Vital Signs At a Glance Contract Report for 887536/0001 - March 2019

Name or company name	MR AR PATEL
Contract type name	GDS Contract
Purpose of contract	General
Contract start date	01/04/2015
Contract end date	

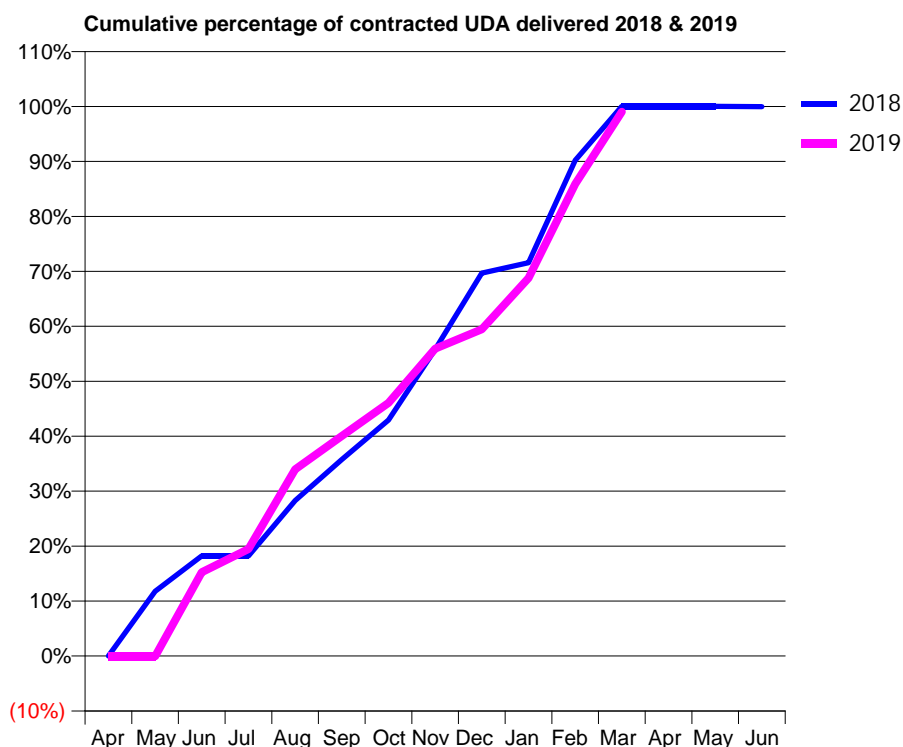
18/19 Contracted general activity (UDA)	1,838
Carry forward general activity (UDA)	1
18/19 Contracted orthodontic activity (UOA)	0
Carry forward orthodontic activity (UOA)	0
Baseline contract value	£58,647.01

ACCESS*

Patients seen in 24 months	Total	Change since previous quarter
Quarter ending March 2018	781	
Quarter ending June 2018	803	↑
Quarter ending September 2018	806	→
Quarter ending December 2018	788	↓
Quarter ending March 2019	784	→
Variance since March 2018	0.4%	→



ACTIVITY



Month	Adjusted Scheduled Activity (UDA)	
	2018	2019
April	0	-1
May	216	-1
June	335	280
July	335	358
August	520	624
September	657	736
October	789	846
November	1,026	1,028
December	1,281	1,092
January	1,316	1,264
February	1,658	1,579
March	1,838	1,820
April	1,838	
May	1,838	
June	1,837	

QUALITY

	Quantity	Base Number	Contract	AT	Region	England
% of FP17s for the same patient ID Re-attending within 3 months - Children	7	149	4.7%	10.3%	11.9%	11.8%
% of FP17s for the same patient ID Re-attending within 3 months - Adults	46	499	9.2%	16.0%	16.9%	15.7%
% of FP17s for the same patient ID Re-attending between 3 & 9 months - Children	58	149	38.9%	48.6%	48.9%	58.9%
% of FP17s for the same patient ID Re-attending between 3 & 9 months - Adults	122	499	24.4%	38.3%	38.9%	50.8%
% of FP17s for Band 1 Urgent Courses	31	650	4.8%	11.1%	10.7%	9.1%
% of FP17s Relating to Free Repair or Replacements	9	650	1.4%	0.5%	0.5%	0.8%
% of FP17s Relating to Continuations	5	650	0.8%	0.5%	0.7%	0.9%
% of Patients satisfied with the dentistry they have received	1	2	N/A	86.8%	89.1%	92.5%
% of Patients satisfied with the time they had to wait for an appointment	1	2	N/A	83.1%	83.1%	87.0%

* This is based on patients treated on this contract for their most recent course of treatment. Figures in italics indicate the base number of FP17s or Patient Questionnaire responses are less than 100. N/A is shown where the base number of responses is less than 10 during the period. % is calculated as Quantity/Base number*100

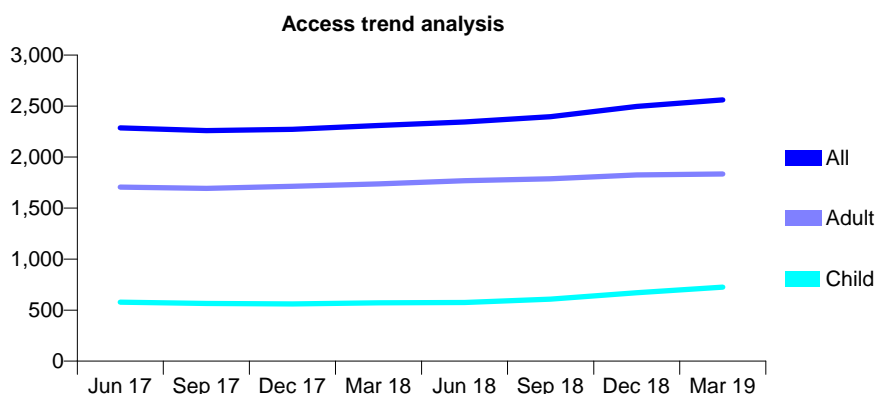
Q62 - Vital Signs At a Glance Contract Report for 888869/0002 - March 2019

Name or company name	VAS Partnership
Contract type name	GDS Contract
Purpose of contract	General
Contract start date	01/06/2011
Contract end date	

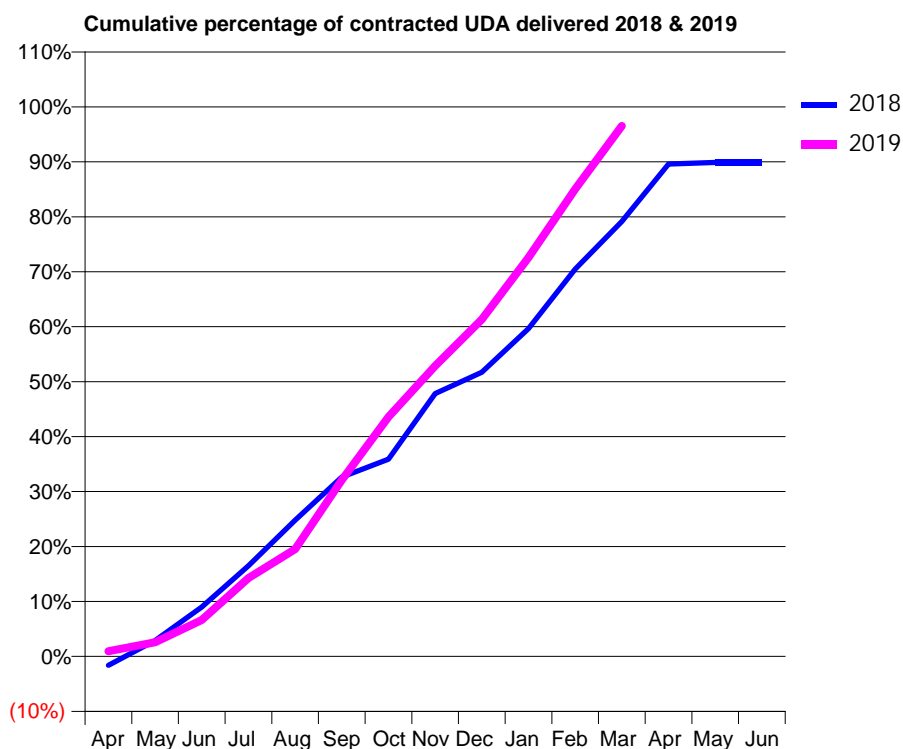
18/19 Contracted general activity (UDA)	5,346
Carry forward general activity (UDA)	0
18/19 Contracted orthodontic activity (UOA)	0
Carry forward orthodontic activity (UOA)	0
Baseline contract value	£189,171.14

ACCESS*

Patients seen in 24 months	Total	Change since previous quarter
Quarter ending March 2018	2,309	
Quarter ending June 2018	2,344	→
Quarter ending September 2018	2,395	↑
Quarter ending December 2018	2,496	↑
Quarter ending March 2019	2,561	↑
Variance since March 2018	10.9%	↑



ACTIVITY



Month	Adjusted Scheduled Activity (UDA)	
	2018	2019
April	-88	51
May	155	139
June	480	354
July	882	762
August	1,325	1,044
September	1,744	1,714
October	1,919	2,329
November	2,558	2,826
December	2,764	3,277
January	3,189	3,881
February	3,768	4,546
March	4,231	5,160
April	4,788	
May	4,804	
June	4,804	

QUALITY

	Quantity	Base Number	Contract	AT	Region	England
% of FP17s for the same patient ID Re-attending within 3 months - Children	99	846	11.7%	10.3%	11.9%	11.8%
% of FP17s for the same patient ID Re-attending within 3 months - Adults	313	1,812	17.3%	16.0%	16.9%	15.7%
% of FP17s for the same patient ID Re-attending between 3 & 9 months - Children	225	846	26.6%	48.6%	48.9%	58.9%
% of FP17s for the same patient ID Re-attending between 3 & 9 months - Adults	384	1,812	21.2%	38.3%	38.9%	50.8%
% of FP17s for Band 1 Urgent Courses	483	2,286	21.1%	11.1%	10.7%	9.1%
% of FP17s Relating to Free Repair or Replacements	6	2,286	0.3%	0.5%	0.5%	0.8%
% of FP17s Relating to Continuations	19	2,286	0.8%	0.5%	0.7%	0.9%
% of Patients satisfied with the dentistry they have received	1	1	N/A	86.8%	89.1%	92.5%
% of Patients satisfied with the time they had to wait for an appointment	1	1	N/A	83.1%	83.1%	87.0%

* This is based on patients treated on this contract for their most recent course of treatment. Figures in italics indicate the base number of FP17s or Patient Questionnaire responses are less than 100. N/A is shown where the base number of responses is less than 10 during the period. % is calculated as Quantity/Base number*100

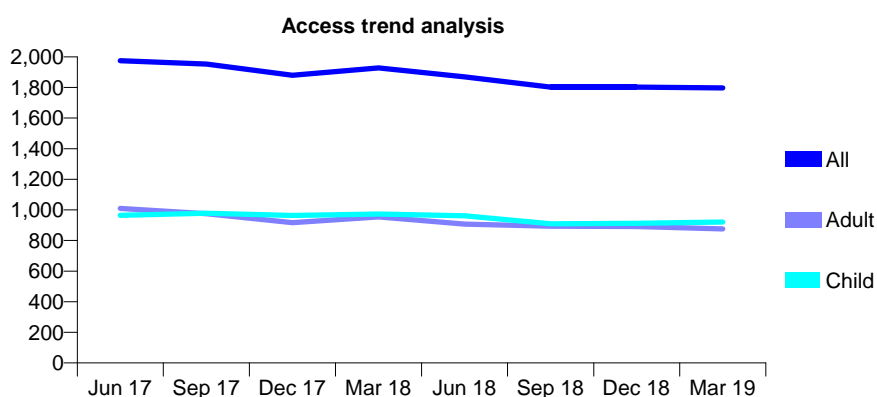
Q62 - Vital Signs At a Glance Contract Report for 890421/0002 - March 2019

Name or company name	MS M TADAION
Contract type name	GDS Contract
Purpose of contract	General
Contract start date	01/11/2013
Contract end date	

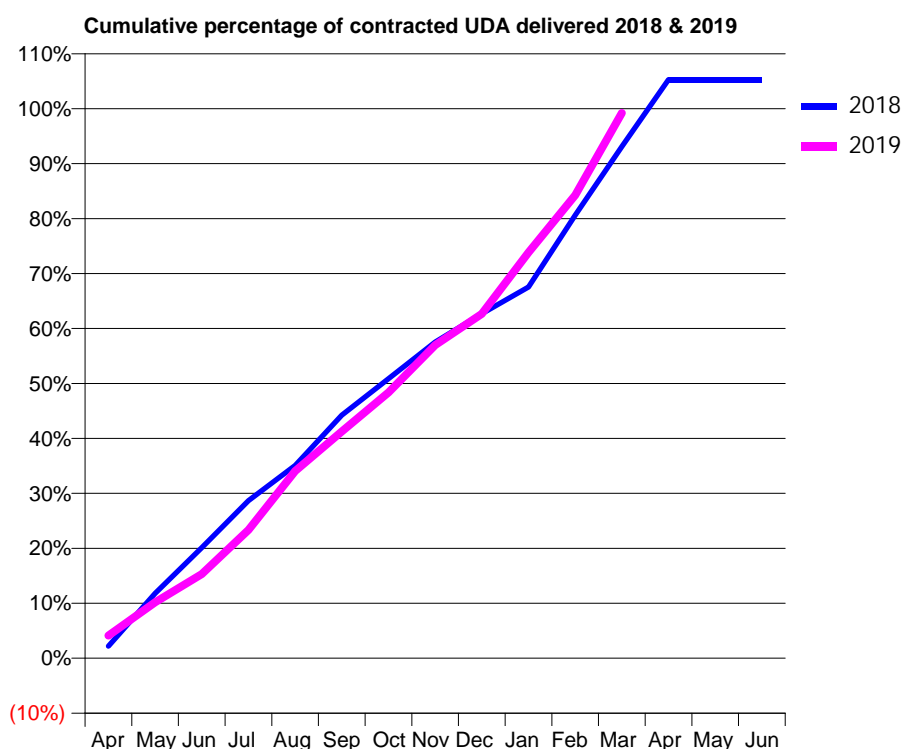
18/19 Contracted general activity (UDA)	5,845
Carry forward general activity (UDA)	-117
18/19 Contracted orthodontic activity (UOA)	0
Carry forward orthodontic activity (UOA)	0
Baseline contract value	£178,867.55

ACCESS*

Patients seen in 24 months	Total	Change since previous quarter
Quarter ending March 2018	1,928	
Quarter ending June 2018	1,870	↓
Quarter ending September 2018	1,803	↓
Quarter ending December 2018	1,803	→
Quarter ending March 2019	1,797	→
Variance since March 2018	(6.8%)	↓



ACTIVITY



Month	2018	2019
April	129	241
May	690	595
June	1,175	894
July	1,676	1,366
August	2,050	1,990
September	2,585	2,411
October	2,972	2,826
November	3,363	3,329
December	3,665	3,662
January	3,949	4,316
February	4,713	4,926
March	5,442	5,798
April	6,154	
May	6,154	
June	6,154	

QUALITY

	Quantity	Base Number	Contract	AT	Region	England
% of FP17s for the same patient ID Re-attending within 3 months - Children	82	1,015	8.1%	10.3%	11.9%	11.8%
% of FP17s for the same patient ID Re-attending within 3 months - Adults	115	779	14.8%	16.0%	16.9%	15.7%
% of FP17s for the same patient ID Re-attending between 3 & 9 months - Children	359	1,015	35.4%	48.6%	48.9%	58.9%
% of FP17s for the same patient ID Re-attending between 3 & 9 months - Adults	169	779	21.7%	38.3%	38.9%	50.8%
% of FP17s for Band 1 Urgent Courses	123	1,646	7.5%	11.1%	10.7%	9.1%
% of FP17s Relating to Free Repair or Replacements	0	1,646	0.0%	0.5%	0.5%	0.8%
% of FP17s Relating to Continuations	0	1,646	0.0%	0.5%	0.7%	0.9%
% of Patients satisfied with the dentistry they have received	1	1	N/A	86.8%	89.1%	92.5%
% of Patients satisfied with the time they had to wait for an appointment	1	1	N/A	83.1%	83.1%	87.0%

* This is based on patients treated on this contract for their most recent course of treatment.

Figures in italics indicate the base number of FP17s or Patient Questionnaire responses are less than 100. N/A is shown where the base number of responses is less than 10 during the period. % is calculated as Quantity/Base number*100

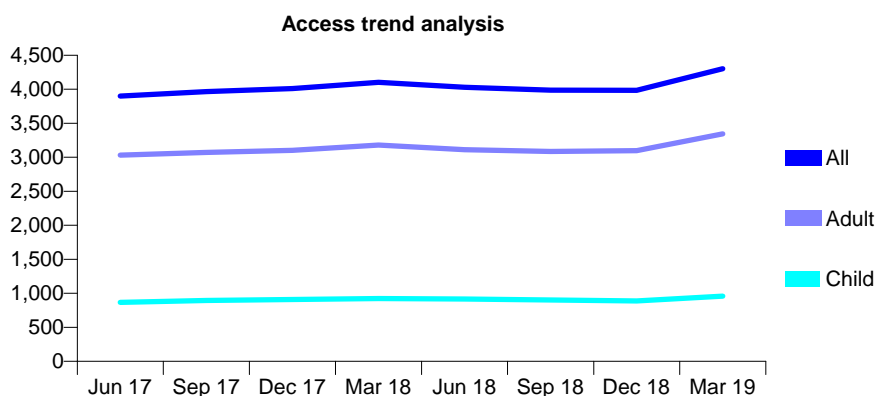
Q62 - Vital Signs At a Glance Contract Report for 890952/0001 - March 2019

Name or company name	M Clarke and L Marnitz
Contract type name	GDS Contract
Purpose of contract	General
Contract start date	01/04/2006
Contract end date	

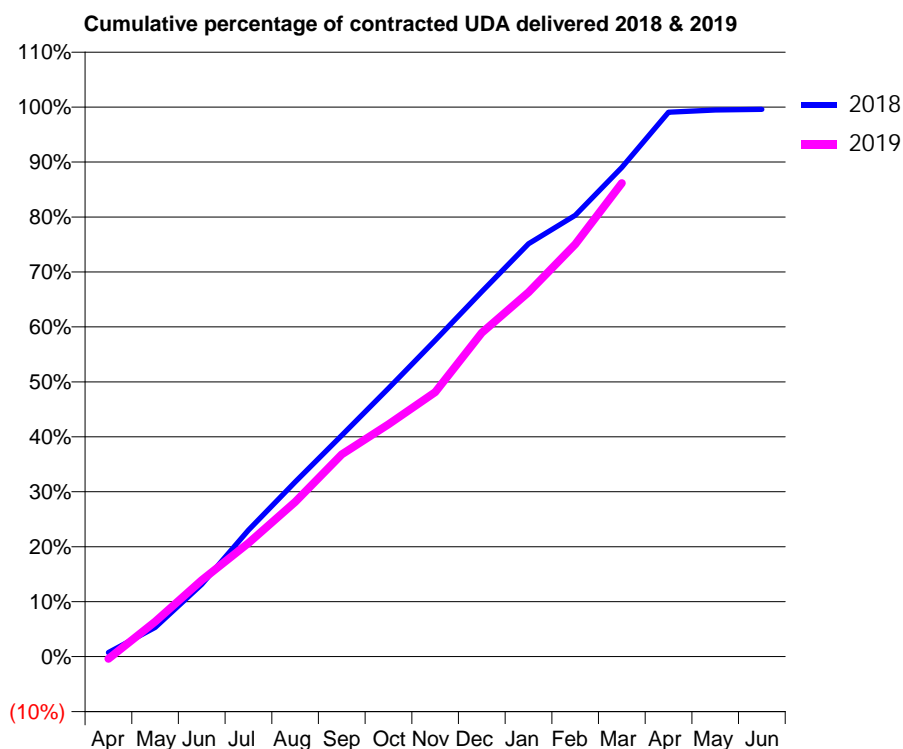
18/19 Contracted general activity (UDA)	11,271
Carry forward general activity (UDA)	46
18/19 Contracted orthodontic activity (UOA)	0
Carry forward orthodontic activity (UOA)	0
Baseline contract value	£352,152.48

ACCESS*

Patients seen in 24 months	Total	Change since previous quarter
Quarter ending March 2018	4,103	
Quarter ending June 2018	4,030	↓
Quarter ending September 2018	3,987	↓
Quarter ending December 2018	3,985	→
Quarter ending March 2019	4,302	↑
Variance since March 2018	4.9%	↑



ACTIVITY



Month	Adjusted Scheduled Activity (UDA)	
	2018	2019
April	83	-46
May	601	718
June	1,481	1,569
July	2,594	2,328
August	3,583	3,174
September	4,539	4,147
October	5,503	4,765
November	6,486	5,425
December	7,485	6,643
January	8,467	7,475
February	9,052	8,458
March	10,030	9,711
April	11,163	
May	11,211	
June	11,225	

QUALITY

	Quantity	Base Number	Contract	AT	Region	England
% of FP17s for the same patient ID Re-attending within 3 months - Children	68	1,232	5.5%	10.3%	11.9%	11.8%
% of FP17s for the same patient ID Re-attending within 3 months - Adults	472	3,763	12.5%	16.0%	16.9%	15.7%
% of FP17s for the same patient ID Re-attending between 3 & 9 months - Children	641	1,232	52.0%	48.6%	48.9%	58.9%
% of FP17s for the same patient ID Re-attending between 3 & 9 months - Adults	1,492	3,763	39.6%	38.3%	38.9%	50.8%
% of FP17s for Band 1 Urgent Courses	418	4,494	9.3%	11.1%	10.7%	9.1%
% of FP17s Relating to Free Repair or Replacements	42	4,494	0.9%	0.5%	0.5%	0.8%
% of FP17s Relating to Continuations	49	4,494	1.1%	0.5%	0.7%	0.9%
% of Patients satisfied with the dentistry they have received	1	2	N/A	86.8%	89.1%	92.5%
% of Patients satisfied with the time they had to wait for an appointment	1	2	N/A	83.1%	83.1%	87.0%

* This is based on patients treated on this contract for their most recent course of treatment. Figures in italics indicate the base number of FP17s or Patient Questionnaire responses are less than 100. N/A is shown where the base number of responses is less than 10 during the period. % is calculated as Quantity/Base number*100

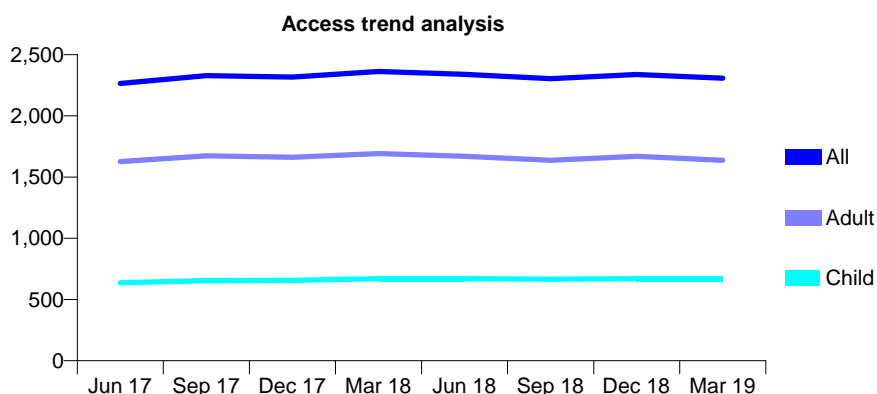
Q62 - Vital Signs At a Glance Contract Report for 899798/0005 - March 2019

Name or company name	Mr R L Shah & Dr S Shah
Contract type name	GDS Contract
Purpose of contract	General
Contract start date	01/03/2011
Contract end date	

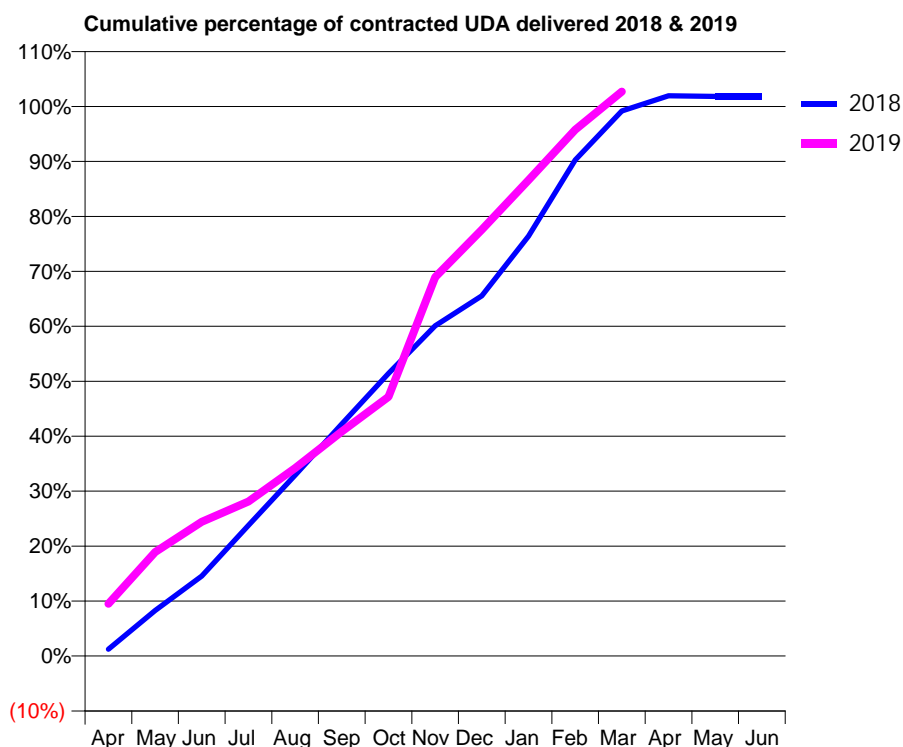
18/19 Contracted general activity (UDA)	5,166
Carry forward general activity (UDA)	-94
18/19 Contracted orthodontic activity (UOA)	0
Carry forward orthodontic activity (UOA)	0
Baseline contract value	£152,279.73

ACCESS*

Patients seen in 24 months	Total	Change since previous quarter
Quarter ending March 2018	2,362	
Quarter ending June 2018	2,339	→
Quarter ending September 2018	2,303	↓
Quarter ending December 2018	2,338	→
Quarter ending March 2019	2,308	↓
Variance since March 2018	(2.3%)	↓



ACTIVITY



Month	Adjusted Scheduled Activity (UDA)	
	2018	2019
April	64	492
May	428	977
June	751	1,261
July	1,229	1,452
August	1,701	1,768
September	2,181	2,111
October	2,656	2,437
November	3,105	3,563
December	3,386	4,007
January	3,947	4,473
February	4,663	4,948
March	5,123	5,305
April	5,266	
May	5,260	
June	5,260	

QUALITY

	Quantity	Base Number	Contract	AT	Region	England
% of FP17s for the same patient ID Re-attending within 3 months - Children	40	833	4.8%	10.3%	11.9%	11.8%
% of FP17s for the same patient ID Re-attending within 3 months - Adults	240	1,818	13.2%	16.0%	16.9%	15.7%
% of FP17s for the same patient ID Re-attending between 3 & 9 months - Children	427	833	51.3%	48.6%	48.9%	58.9%
% of FP17s for the same patient ID Re-attending between 3 & 9 months - Adults	793	1,818	43.6%	38.3%	38.9%	50.8%
% of FP17s for Band 1 Urgent Courses	244	2,597	9.4%	11.1%	10.7%	9.1%
% of FP17s Relating to Free Repair or Replacements	19	2,597	0.7%	0.5%	0.5%	0.8%
% of FP17s Relating to Continuations	2	2,597	0.1%	0.5%	0.7%	0.9%
% of Patients satisfied with the dentistry they have received	0	0	N/A	86.8%	89.1%	92.5%
% of Patients satisfied with the time they had to wait for an appointment	0	0	N/A	83.1%	83.1%	87.0%

* This is based on patients treated on this contract for their most recent course of treatment. Figures in italics indicate the base number of FP17s or Patient Questionnaire responses are less than 100. N/A is shown where the base number of responses is less than 10 during the period. % is calculated as Quantity/Base number*100

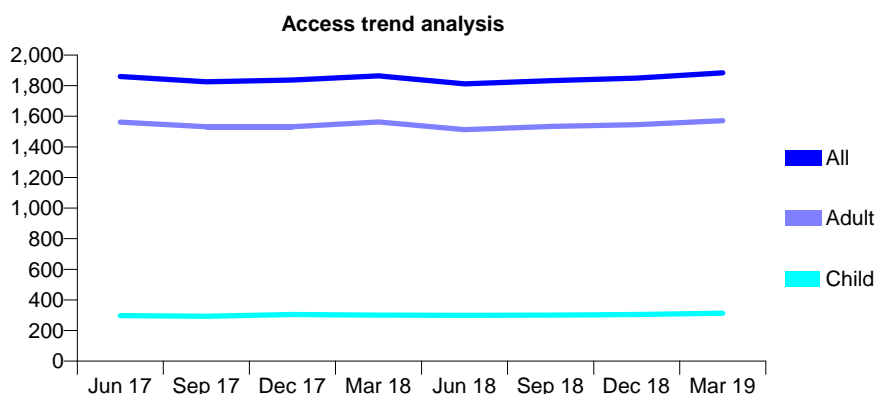
Q62 - Vital Signs At a Glance Contract Report for 906476/0001 - March 2019

Name or company name	Maria Maliderou
Contract type name	GDS Contract
Purpose of contract	General
Contract start date	01/04/2006
Contract end date	

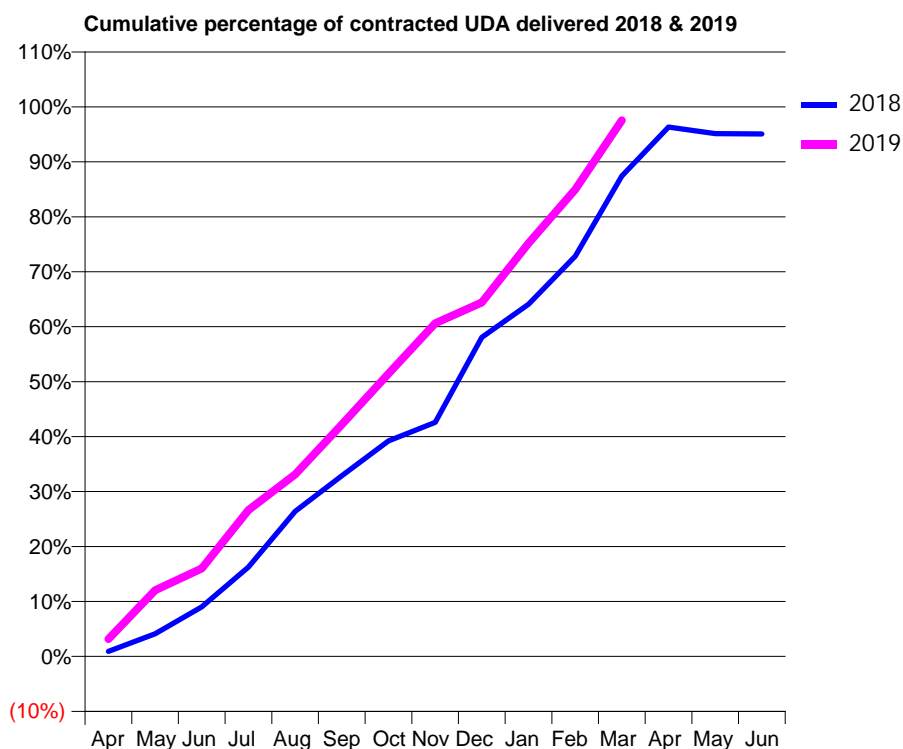
18/19 Contracted general activity (UDA)	8,062
Carry forward general activity (UDA)	0
18/19 Contracted orthodontic activity (UOA)	0
Carry forward orthodontic activity (UOA)	0
Baseline contract value	£264,707.81

ACCESS*

Patients seen in 24 months	Total	Change since previous quarter
Quarter ending March 2018	1,864	
Quarter ending June 2018	1,811	↓
Quarter ending September 2018	1,833	→
Quarter ending December 2018	1,850	→
Quarter ending March 2019	1,884	→
Variance since March 2018	1.1%	→



ACTIVITY



Month	Adjusted Scheduled Activity (UDA)	
	2018	2019
April	73	256
May	334	971
June	727	1,291
July	1,311	2,148
August	2,130	2,671
September	2,649	3,402
October	3,161	4,147
November	3,434	4,886
December	4,681	5,191
January	5,166	6,062
February	5,870	6,850
March	7,046	7,863
April	7,766	
May	7,668	
June	7,665	

QUALITY

	Quantity	Base Number	Contract	AT	Region	England
% of FP17s for the same patient ID Re-attending within 3 months - Children	25	413	6.1%	10.3%	11.9%	11.8%
% of FP17s for the same patient ID Re-attending within 3 months - Adults	354	2,215	16.0%	16.0%	16.9%	15.7%
% of FP17s for the same patient ID Re-attending between 3 & 9 months - Children	213	413	51.6%	48.6%	48.9%	58.9%
% of FP17s for the same patient ID Re-attending between 3 & 9 months - Adults	1,128	2,215	50.9%	38.3%	38.9%	50.8%
% of FP17s for Band 1 Urgent Courses	177	2,490	7.1%	11.1%	10.7%	9.1%
% of FP17s Relating to Free Repair or Replacements	17	2,490	0.7%	0.5%	0.5%	0.8%
% of FP17s Relating to Continuations	6	2,490	0.2%	0.5%	0.7%	0.9%
% of Patients satisfied with the dentistry they have received	2	2	N/A	86.8%	89.1%	92.5%
% of Patients satisfied with the time they had to wait for an appointment	2	2	N/A	83.1%	83.1%	87.0%

* This is based on patients treated on this contract for their most recent course of treatment. Figures in italics indicate the base number of FP17s or Patient Questionnaire responses are less than 100. N/A is shown where the base number of responses is less than 10 during the period. % is calculated as Quantity/Base number*100

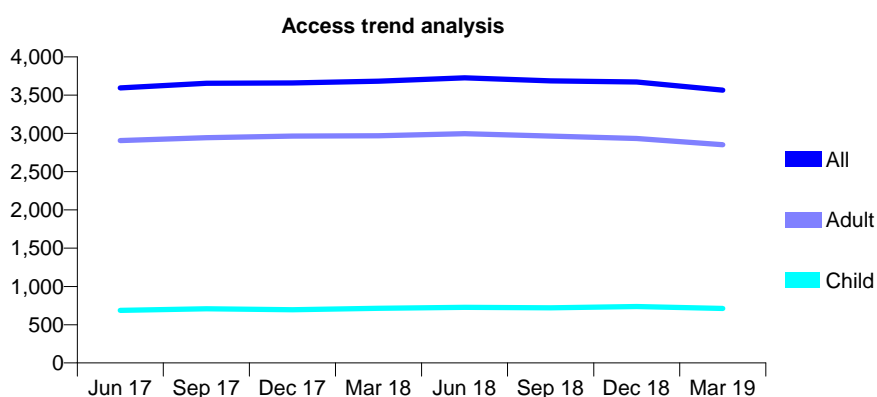
Q62 - Vital Signs At a Glance Contract Report for 908479/0001 - March 2019

Name or company name	MR JE ASQUITH
Contract type name	GDS Contract
Purpose of contract	General
Contract start date	01/04/2006
Contract end date	

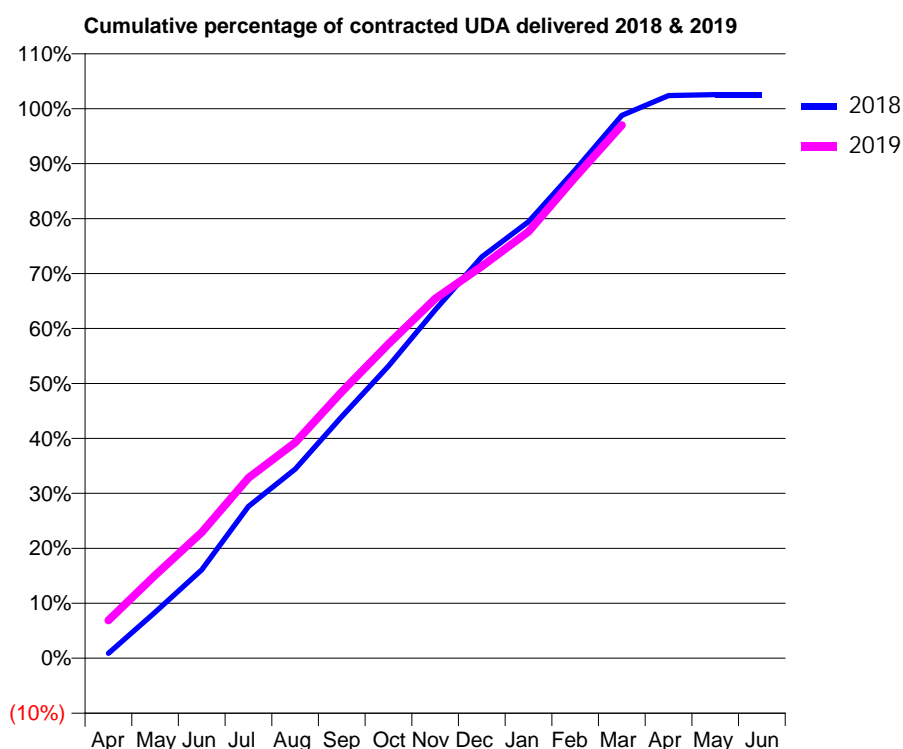
18/19 Contracted general activity (UDA)	10,980
Carry forward general activity (UDA)	-220
18/19 Contracted orthodontic activity (UOA)	0
Carry forward orthodontic activity (UOA)	0
Baseline contract value	£260,802.15

ACCESS*

Patients seen in 24 months	Total	Change since previous quarter
Quarter ending March 2018	3,682	
Quarter ending June 2018	3,725	→
Quarter ending September 2018	3,687	↓
Quarter ending December 2018	3,672	→
Quarter ending March 2019	3,565	↓
Variance since March 2018	(3.2%)	↓



ACTIVITY



Month	Adjusted Scheduled Activity (UDA)	
	2018	2019
April	98	754
May	921	1,658
June	1,769	2,513
July	3,034	3,604
August	3,780	4,311
September	4,826	5,321
October	5,838	6,279
November	6,961	7,182
December	8,019	7,828
January	8,721	8,521
February	9,759	9,609
March	10,847	10,650
April	11,241	
May	11,262	
June	11,262	

QUALITY

	Quantity	Base Number	Contract	AT	Region	England
% of FP17s for the same patient ID Re-attending within 3 months - Children	35	925	3.8%	10.3%	11.9%	11.8%
% of FP17s for the same patient ID Re-attending within 3 months - Adults	434	3,645	11.9%	16.0%	16.9%	15.7%
% of FP17s for the same patient ID Re-attending between 3 & 9 months - Children	413	925	44.6%	48.6%	48.9%	58.9%
% of FP17s for the same patient ID Re-attending between 3 & 9 months - Adults	1,776	3,645	48.7%	38.3%	38.9%	50.8%
% of FP17s for Band 1 Urgent Courses	379	4,391	8.6%	11.1%	10.7%	9.1%
% of FP17s Relating to Free Repair or Replacements	56	4,391	1.3%	0.5%	0.5%	0.8%
% of FP17s Relating to Continuations	20	4,391	0.5%	0.5%	0.7%	0.9%
% of Patients satisfied with the dentistry they have received	0	0	N/A	86.8%	89.1%	92.5%
% of Patients satisfied with the time they had to wait for an appointment	0	0	N/A	83.1%	83.1%	87.0%

* This is based on patients treated on this contract for their most recent course of treatment.

Figures in italics indicate the base number of FP17s or Patient Questionnaire responses are less than 100. N/A is shown where the base number of responses is less than 10 during the period. % is calculated as Quantity/Base number*100

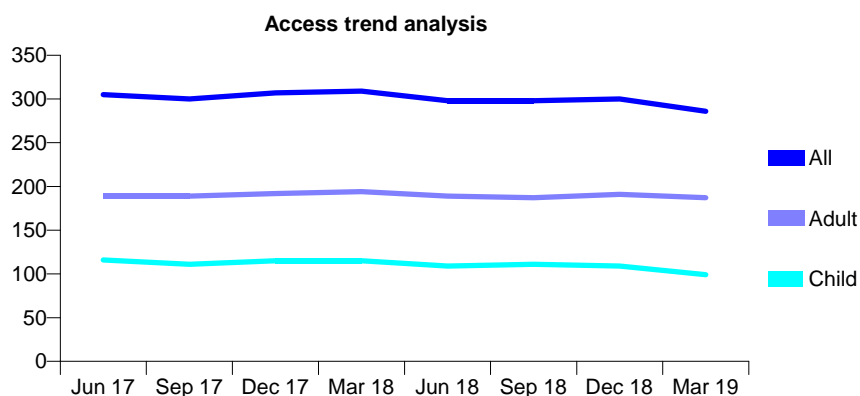
Q62 - Vital Signs At a Glance Contract Report for 909114/0001 - March 2019

Name or company name	MR PA CASPERSONN
Contract type name	GDS Contract
Purpose of contract	General
Contract start date	01/04/2006
Contract end date	

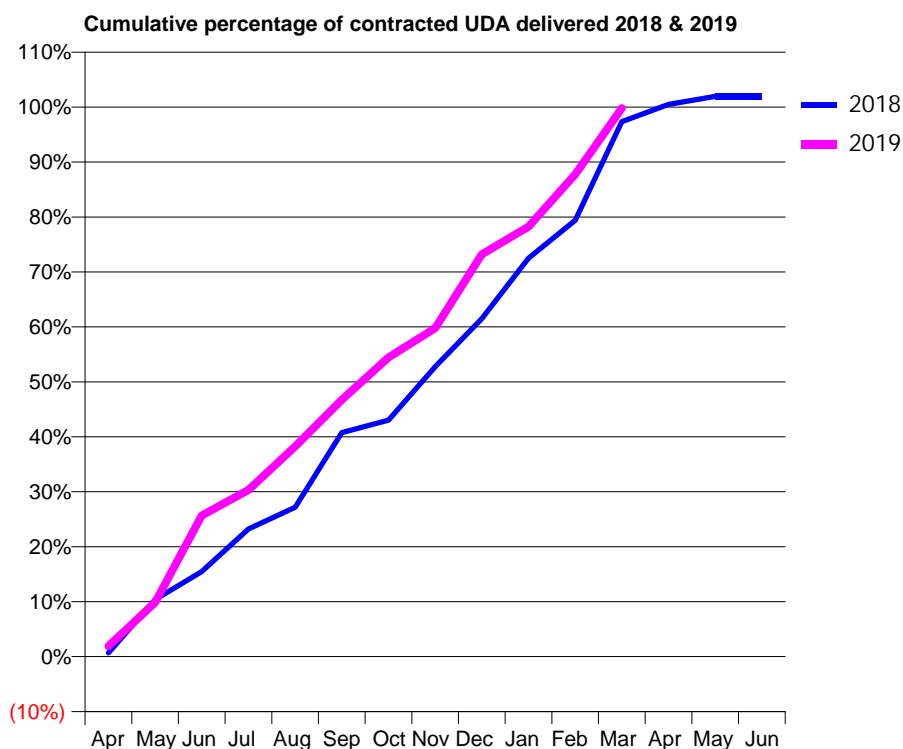
18/19 Contracted general activity (UDA)	1,725
Carry forward general activity (UDA)	-33
18/19 Contracted orthodontic activity (UOA)	0
Carry forward orthodontic activity (UOA)	0
Baseline contract value	£55,733.27

ACCESS*

Patients seen in 24 months	Total	Change since previous quarter
Quarter ending March 2018	309	
Quarter ending June 2018	298	↓
Quarter ending September 2018	298	→
Quarter ending December 2018	300	→
Quarter ending March 2019	286	↓
Variance since March 2018	(7.4%)	↓



ACTIVITY



Month	Adjusted Scheduled Activity (UDA)	
	2018	2019
April	12	33
May	179	170
June	267	443
July	401	523
August	469	660
September	703	806
October	742	939
November	910	1,031
December	1,060	1,263
January	1,250	1,350
February	1,369	1,514
March	1,679	1,721
April	1,733	
May	1,758	
June	1,758	

QUALITY

	Quantity	Base Number	Contract	AT	Region	England
% of FP17s for the same patient ID Re-attending within 3 months - Children	3	119	2.5%	10.3%	11.9%	11.8%
% of FP17s for the same patient ID Re-attending within 3 months - Adults	40	233	17.2%	16.0%	16.9%	15.7%
% of FP17s for the same patient ID Re-attending between 3 & 9 months - Children	74	119	62.2%	48.6%	48.9%	58.9%
% of FP17s for the same patient ID Re-attending between 3 & 9 months - Adults	116	233	49.8%	38.3%	38.9%	50.8%
% of FP17s for Band 1 Urgent Courses	5	336	1.5%	11.1%	10.7%	9.1%
% of FP17s Relating to Free Repair or Replacements	0	336	0.0%	0.5%	0.5%	0.8%
% of FP17s Relating to Continuations	0	336	0.0%	0.5%	0.7%	0.9%
% of Patients satisfied with the dentistry they have received	0	0	N/A	86.8%	89.1%	92.5%
% of Patients satisfied with the time they had to wait for an appointment	0	0	N/A	83.1%	83.1%	87.0%

* This is based on patients treated on this contract for their most recent course of treatment. Figures in italics indicate the base number of FP17s or Patient Questionnaire responses are less than 100. N/A is shown where the base number of responses is less than 10 during the period. % is calculated as Quantity/Base number*100

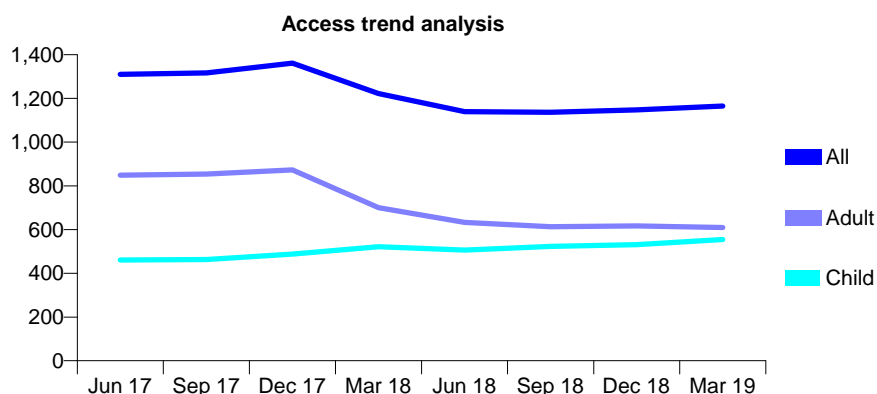
Q62 - Vital Signs At a Glance Contract Report for 909890/0001 - March 2019

Name or company name	MR BS AL-NAHER
Contract type name	GDS Contract
Purpose of contract	General
Contract start date	01/04/2006
Contract end date	

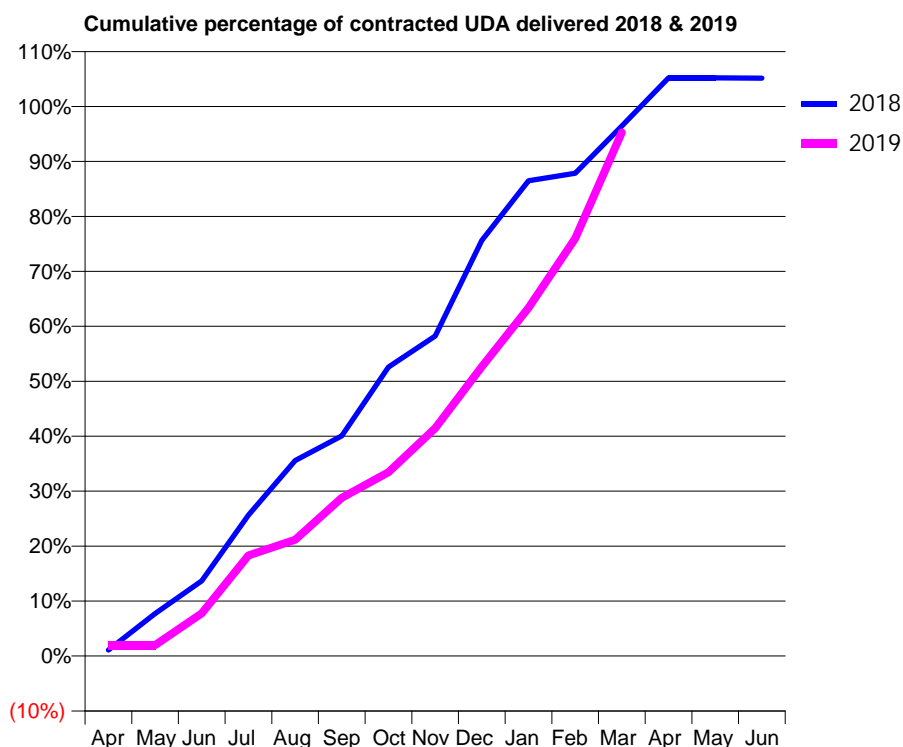
18/19 Contracted general activity (UDA)	4,680
Carry forward general activity (UDA)	-94
18/19 Contracted orthodontic activity (UOA)	0
Carry forward orthodontic activity (UOA)	0
Baseline contract value	£151,094.26

ACCESS*

Patients seen in 24 months	Total	Change since previous quarter
Quarter ending March 2018	1,222	
Quarter ending June 2018	1,139	↓
Quarter ending September 2018	1,136	→
Quarter ending December 2018	1,148	→
Quarter ending March 2019	1,165	→
Variance since March 2018	(4.7%)	↓



ACTIVITY



Month	Adjusted Scheduled Activity (UDA)	
	2018	2019
April	52	94
May	362	94
June	640	364
July	1,200	857
August	1,664	990
September	1,875	1,347
October	2,460	1,565
November	2,725	1,940
December	3,539	2,464
January	4,047	2,965
February	4,110	3,556
March	4,513	4,458
April	4,924	
May	4,924	
June	4,921	

QUALITY

	Quantity	Base Number	Contract	AT	Region	England
% of FP17s for the same patient ID Re-attending within 3 months - Children	26	658	4.0%	10.3%	11.9%	11.8%
% of FP17s for the same patient ID Re-attending within 3 months - Adults	108	693	15.6%	16.0%	16.9%	15.7%
% of FP17s for the same patient ID Re-attending between 3 & 9 months - Children	300	658	45.6%	48.6%	48.9%	58.9%
% of FP17s for the same patient ID Re-attending between 3 & 9 months - Adults	261	693	37.7%	38.3%	38.9%	50.8%
% of FP17s for Band 1 Urgent Courses	127	1,196	10.6%	11.1%	10.7%	9.1%
% of FP17s Relating to Free Repair or Replacements	0	1,196	0.0%	0.5%	0.5%	0.8%
% of FP17s Relating to Continuations	0	1,196	0.0%	0.5%	0.7%	0.9%
% of Patients satisfied with the dentistry they have received	0	0	N/A	86.8%	89.1%	92.5%
% of Patients satisfied with the time they had to wait for an appointment	0	0	N/A	83.1%	83.1%	87.0%

* This is based on patients treated on this contract for their most recent course of treatment. Figures in italics indicate the base number of FP17s or Patient Questionnaire responses are less than 100. N/A is shown where the base number of responses is less than 10 during the period. % is calculated as Quantity/Base number*100

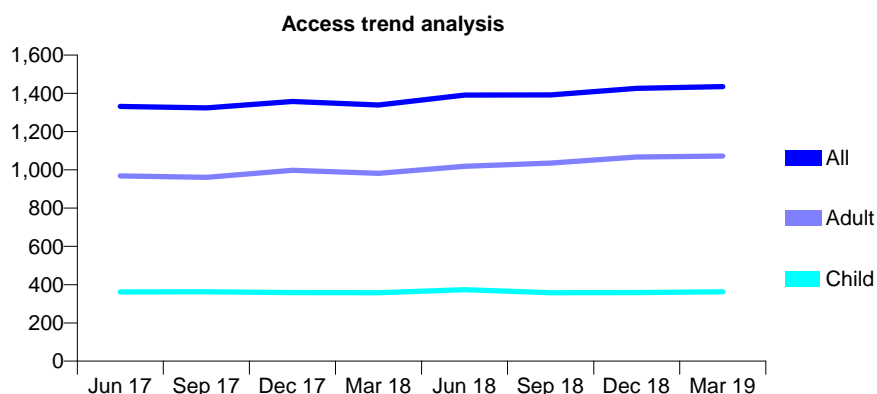
Q62 - Vital Signs At a Glance Contract Report for 910309/0001 - March 2019

Name or company name	MR AN LEUNG
Contract type name	GDS Contract
Purpose of contract	General
Contract start date	01/04/2006
Contract end date	

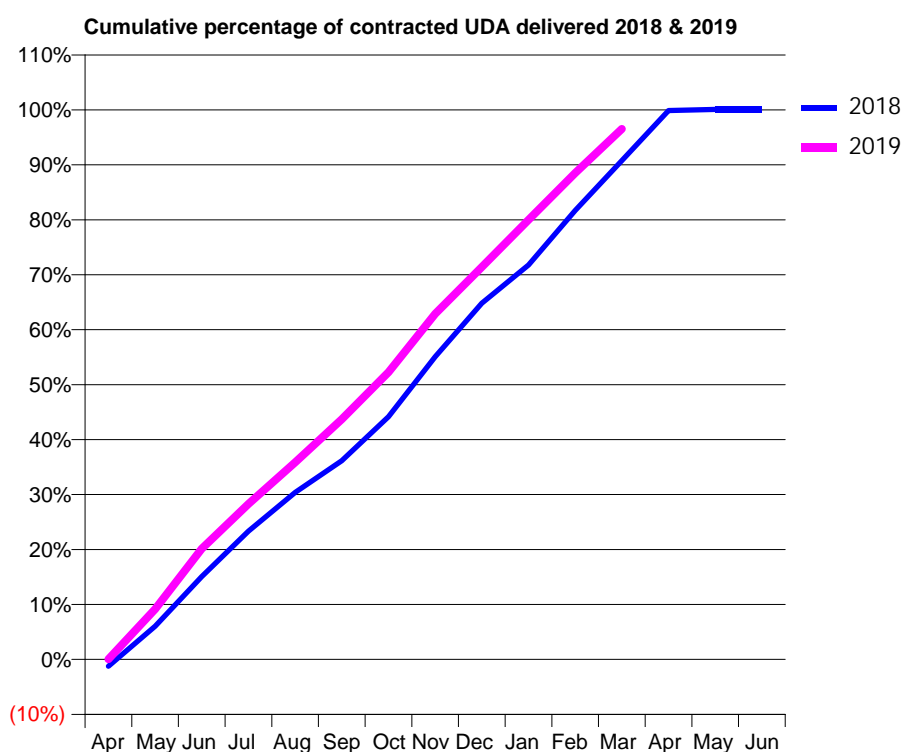
18/19 Contracted general activity (UDA)	9,600
Carry forward general activity (UDA)	-6
18/19 Contracted orthodontic activity (UOA)	0
Carry forward orthodontic activity (UOA)	0
Baseline contract value	£339,458.22

ACCESS*

Patients seen in 24 months	Total	Change since previous quarter
Quarter ending March 2018	1,339	
Quarter ending June 2018	1,391	↑
Quarter ending September 2018	1,392	→
Quarter ending December 2018	1,426	↑
Quarter ending March 2019	1,435	→
Variance since March 2018	7.2%	↑



ACTIVITY



Month	Adjusted Scheduled Activity (UDA)	
	2018	2019
April	-119	6
May	582	879
June	1,447	1,936
July	2,240	2,716
August	2,918	3,441
September	3,471	4,194
October	4,241	5,017
November	5,288	6,038
December	6,220	6,853
January	6,890	7,680
February	7,842	8,498
March	8,711	9,265
April	9,588	
May	9,606	
June	9,606	

QUALITY

	Quantity	Base Number	Contract	AT	Region	England
% of FP17s for the same patient ID Re-attending within 3 months - Children	55	476	11.6%	10.3%	11.9%	11.8%
% of FP17s for the same patient ID Re-attending within 3 months - Adults	292	1,387	21.1%	16.0%	16.9%	15.7%
% of FP17s for the same patient ID Re-attending between 3 & 9 months - Children	194	476	40.8%	48.6%	48.9%	58.9%
% of FP17s for the same patient ID Re-attending between 3 & 9 months - Adults	559	1,387	40.3%	38.3%	38.9%	50.8%
% of FP17s for Band 1 Urgent Courses	207	1,686	12.3%	11.1%	10.7%	9.1%
% of FP17s Relating to Free Repair or Replacements	6	1,686	0.4%	0.5%	0.5%	0.8%
% of FP17s Relating to Continuations	20	1,686	1.2%	0.5%	0.7%	0.9%
% of Patients satisfied with the dentistry they have received	3	4	N/A	86.8%	89.1%	92.5%
% of Patients satisfied with the time they had to wait for an appointment	3	4	N/A	83.1%	83.1%	87.0%

* This is based on patients treated on this contract for their most recent course of treatment. Figures in italics indicate the base number of FP17s or Patient Questionnaire responses are less than 100. N/A is shown where the base number of responses is less than 10 during the period. % is calculated as Quantity/Base number*100

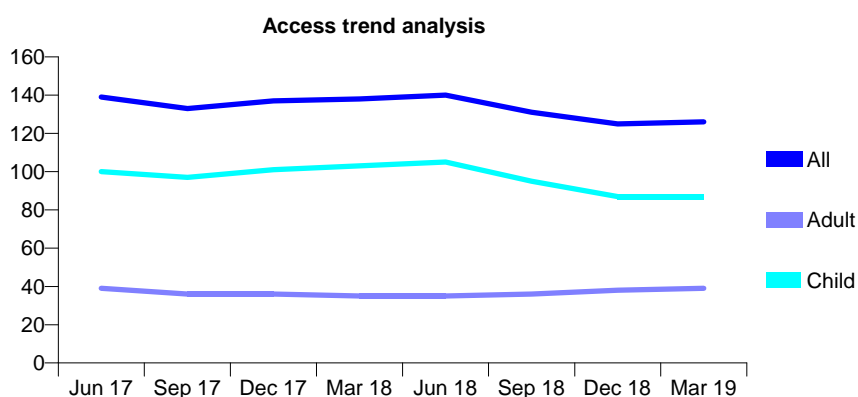
Q62 - Vital Signs At a Glance Contract Report for 916412/0001 - March 2019

Name or company name	MR MS LEE
Contract type name	GDS Contract
Purpose of contract	General
Contract start date	01/04/2006
Contract end date	

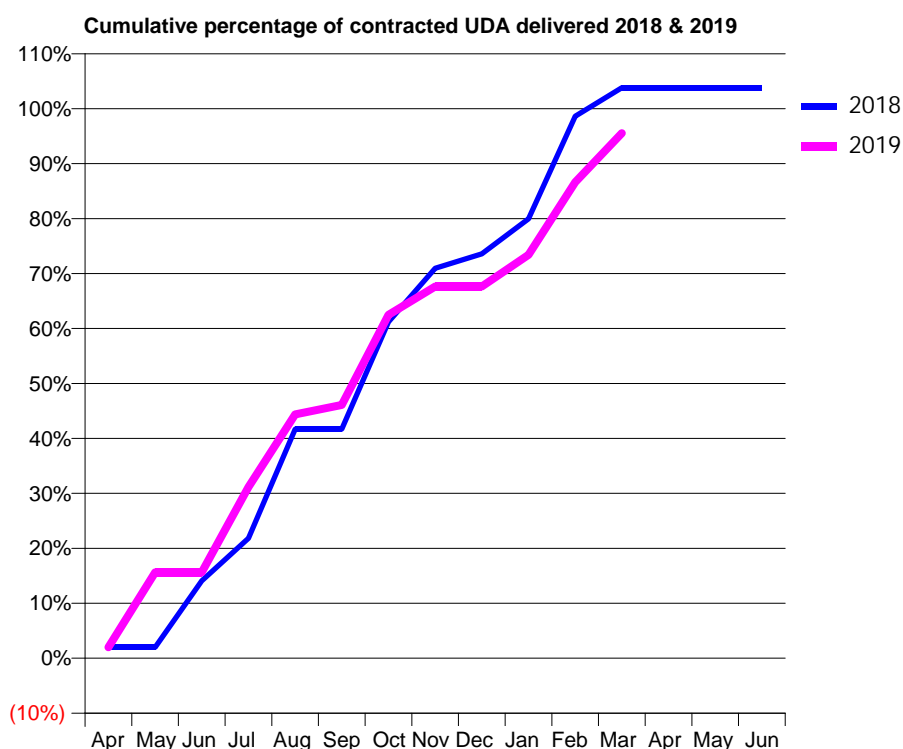
18/19 Contracted general activity (UDA)	348
Carry forward general activity (UDA)	-7
18/19 Contracted orthodontic activity (UOA)	0
Carry forward orthodontic activity (UOA)	0
Baseline contract value	£9,189.06

ACCESS*

Patients seen in 24 months	Total	Change since previous quarter
Quarter ending March 2018	138	
Quarter ending June 2018	140	→
Quarter ending September 2018	131	↓
Quarter ending December 2018	125	↓
Quarter ending March 2019	126	→
Variance since March 2018	(8.7%)	↓



ACTIVITY



Month	Adjusted Scheduled Activity (UDA)	
	2018	2019
April	7	7
May	7	54
June	49	54
July	76	108
August	145	154
September	145	160
October	213	217
November	247	235
December	256	235
January	278	255
February	343	301
March	361	332
April	361	
May	361	
June	361	

QUALITY

	Quantity	Base Number	Contract	AT	Region	England
% of FP17s for the same patient ID Re-attending within 3 months - Children	3	85	3.5%	10.3%	11.9%	11.8%
% of FP17s for the same patient ID Re-attending within 3 months - Adults	1	30	3.3%	16.0%	16.9%	15.7%
% of FP17s for the same patient ID Re-attending between 3 & 9 months - Children	25	85	29.4%	48.6%	48.9%	58.9%
% of FP17s for the same patient ID Re-attending between 3 & 9 months - Adults	7	30	23.3%	38.3%	38.9%	50.8%
% of FP17s for Band 1 Urgent Courses	2	115	1.7%	11.1%	10.7%	9.1%
% of FP17s Relating to Free Repair or Replacements	1	115	0.9%	0.5%	0.5%	0.8%
% of FP17s Relating to Continuations	0	115	0.0%	0.5%	0.7%	0.9%
% of Patients satisfied with the dentistry they have received	0	0	N/A	86.8%	89.1%	92.5%
% of Patients satisfied with the time they had to wait for an appointment	0	0	N/A	83.1%	83.1%	87.0%

* This is based on patients treated on this contract for their most recent course of treatment.

Figures in italics indicate the base number of FP17s or Patient Questionnaire responses are less than 100. N/A is shown where the base number of responses is less than 10 during the period. % is calculated as Quantity/Base number*100

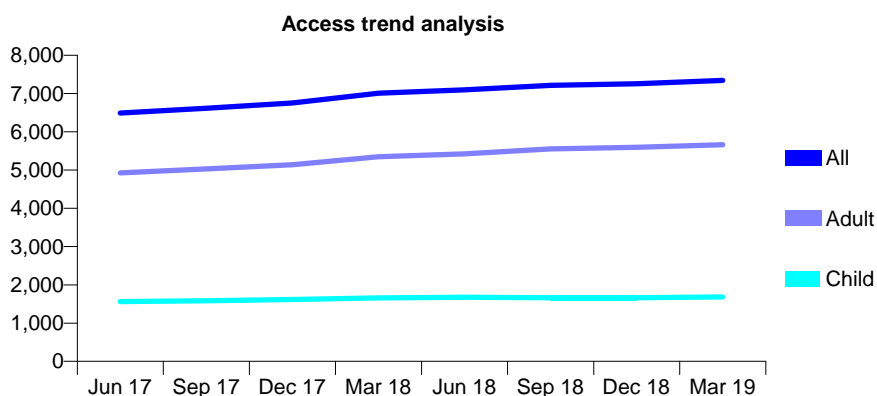
Q62 - Vital Signs At a Glance Contract Report for 918628/0001 - March 2019

Name or company name	MR P VAID
Contract type name	GDS Contract
Purpose of contract	General
Contract start date	01/04/2006
Contract end date	

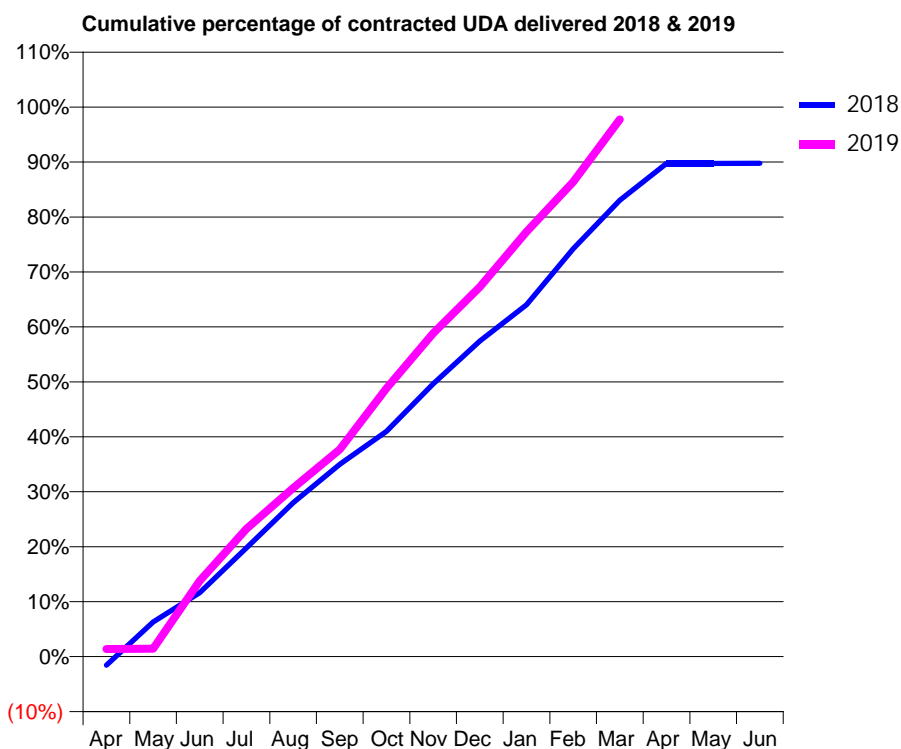
18/19 Contracted general activity (UDA)	23,527
Carry forward general activity (UDA)	0
18/19 Contracted orthodontic activity (UOA)	0
Carry forward orthodontic activity (UOA)	0
Baseline contract value	£747,517.92

ACCESS*

Patients seen in 24 months	Total	Change since previous quarter
Quarter ending March 2018	7,009	
Quarter ending June 2018	7,097	→
Quarter ending September 2018	7,214	→
Quarter ending December 2018	7,256	→
Quarter ending March 2019	7,344	→
Variance since March 2018	4.8%	↑



ACTIVITY



Month	Adjusted Scheduled Activity (UDA)	
	2018	2019
April	-371	329
May	1,487	339
June	2,738	3,244
July	4,656	5,475
August	6,588	7,222
September	8,237	8,870
October	9,648	11,489
November	11,676	13,843
December	13,505	15,822
January	15,066	18,186
February	17,463	20,325
March	19,537	22,991
April	21,114	
May	21,115	
June	21,122	

QUALITY

	Quantity	Base Number	Contract	AT	Region	England
% of FP17s for the same patient ID Re-attending within 3 months - Children	164	2,199	7.5%	10.3%	11.9%	11.8%
% of FP17s for the same patient ID Re-attending within 3 months - Adults	1,050	6,420	16.4%	16.0%	16.9%	15.7%
% of FP17s for the same patient ID Re-attending between 3 & 9 months - Children	1,098	2,199	49.9%	48.6%	48.9%	58.9%
% of FP17s for the same patient ID Re-attending between 3 & 9 months - Adults	2,310	6,420	36.0%	38.3%	38.9%	50.8%
% of FP17s for Band 1 Urgent Courses	1,142	8,014	14.3%	11.1%	10.7%	9.1%
% of FP17s Relating to Free Repair or Replacements	42	8,014	0.5%	0.5%	0.5%	0.8%
% of FP17s Relating to Continuations	12	8,014	0.1%	0.5%	0.7%	0.9%
% of Patients satisfied with the dentistry they have received	0	1	N/A	86.8%	89.1%	92.5%
% of Patients satisfied with the time they had to wait for an appointment	0	1	N/A	83.1%	83.1%	87.0%

* This is based on patients treated on this contract for their most recent course of treatment. Figures in italics indicate the base number of FP17s or Patient Questionnaire responses are less than 100. N/A is shown where the base number of responses is less than 10 during the period. % is calculated as Quantity/Base number*100

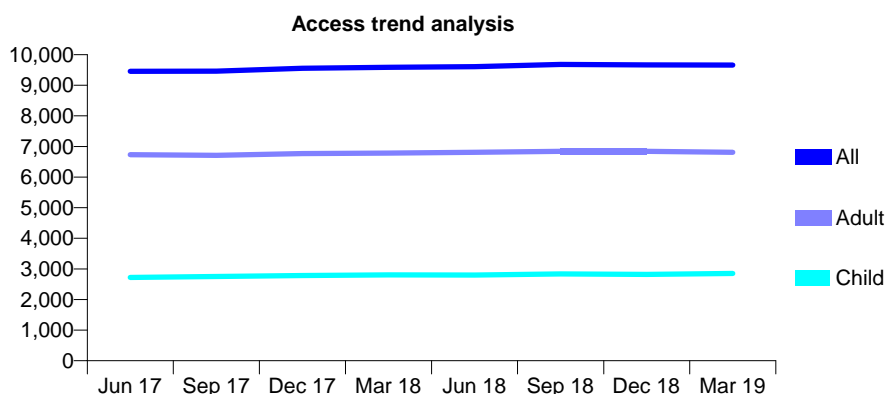
Q62 - Vital Signs At a Glance Contract Report for 920568/0002 - March 2019

Name or company name	MR JS BAINS
Contract type name	GDS Contract
Purpose of contract	General
Contract start date	01/05/2009
Contract end date	

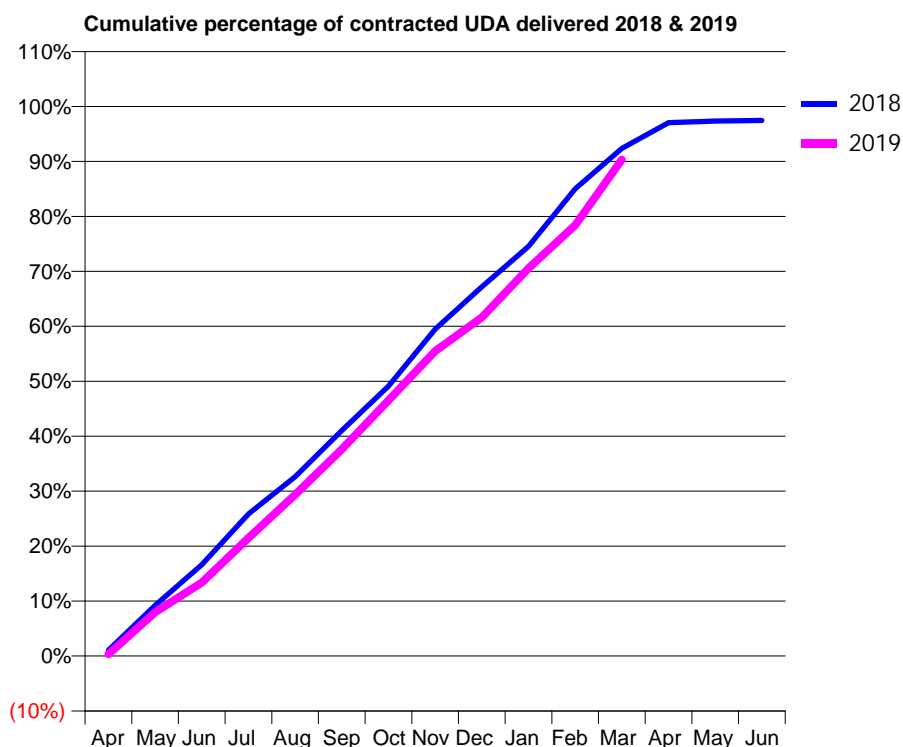
18/19 Contracted general activity (UDA)	33,294
Carry forward general activity (UDA)	842
18/19 Contracted orthodontic activity (UOA)	0
Carry forward orthodontic activity (UOA)	0
Baseline contract value	£967,413.04

ACCESS*

Patients seen in 24 months	Total	Change since previous quarter
Quarter ending March 2018	9,589	
Quarter ending June 2018	9,610	→
Quarter ending September 2018	9,679	→
Quarter ending December 2018	9,665	→
Quarter ending March 2019	9,661	→
Variance since March 2018	0.8%	→



ACTIVITY



Month	Adjusted Scheduled Activity (UDA)	
	2018	2019
April	358	111
May	3,074	2,651
June	5,534	4,451
July	8,611	7,154
August	10,864	9,783
September	13,658	12,529
October	16,347	15,494
November	19,805	18,476
December	22,366	20,509
January	24,812	23,489
February	28,305	26,105
March	30,753	30,070
April	32,314	
May	32,407	
June	32,452	

QUALITY

	Quantity	Base Number	Contract	AT	Region	England
% of FP17s for the same patient ID Re-attending within 3 months - Children	425	3,733	11.4%	10.3%	11.9%	11.8%
% of FP17s for the same patient ID Re-attending within 3 months - Adults	1,959	7,767	25.2%	16.0%	16.9%	15.7%
% of FP17s for the same patient ID Re-attending between 3 & 9 months - Children	1,637	3,733	43.9%	48.6%	48.9%	58.9%
% of FP17s for the same patient ID Re-attending between 3 & 9 months - Adults	2,000	7,767	25.7%	38.3%	38.9%	50.8%
% of FP17s for Band 1 Urgent Courses	2,380	10,863	21.9%	11.1%	10.7%	9.1%
% of FP17s Relating to Free Repair or Replacements	72	10,863	0.7%	0.5%	0.5%	0.8%
% of FP17s Relating to Continuations	61	10,863	0.6%	0.5%	0.7%	0.9%
% of Patients satisfied with the dentistry they have received	4	6	N/A	86.8%	89.1%	92.5%
% of Patients satisfied with the time they had to wait for an appointment	4	6	N/A	83.1%	83.1%	87.0%

* This is based on patients treated on this contract for their most recent course of treatment. Figures in italics indicate the base number of FP17s or Patient Questionnaire responses are less than 100. N/A is shown where the base number of responses is less than 10 during the period. % is calculated as Quantity/Base number*100

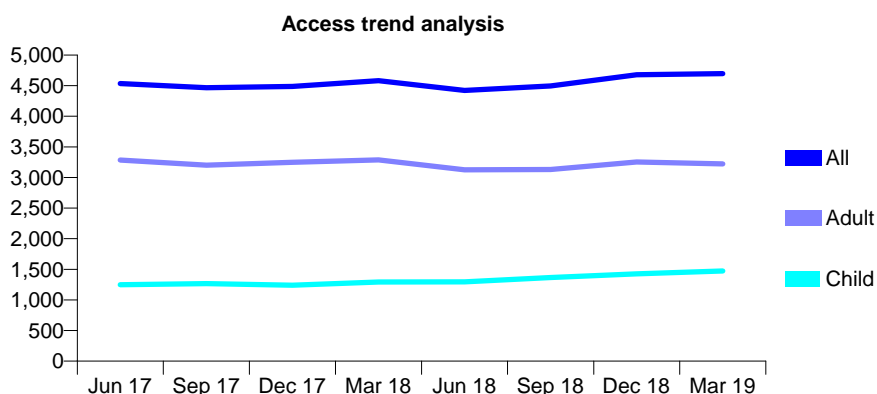
Q62 - Vital Signs At a Glance Contract Report for 921521/0001 - March 2019

Name or company name	MR RK AGGARWAL
Contract type name	GDS Contract
Purpose of contract	General
Contract start date	01/04/2006
Contract end date	

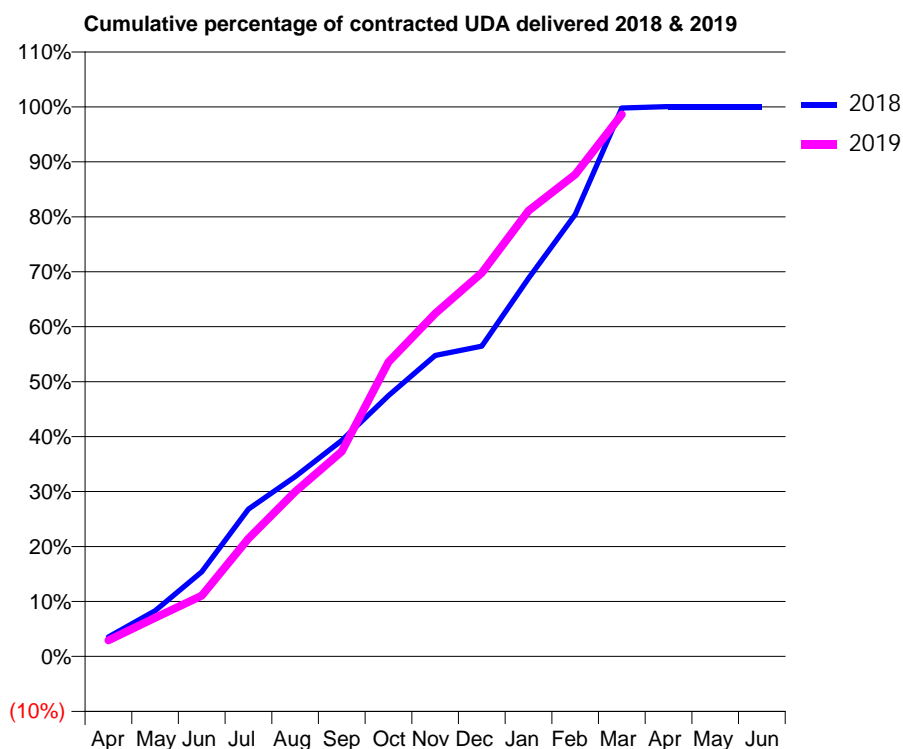
18/19 Contracted general activity (UDA)	10,579
Carry forward general activity (UDA)	-5
18/19 Contracted orthodontic activity (UOA)	0
Carry forward orthodontic activity (UOA)	0
Baseline contract value	£301,294.20

ACCESS*

Patients seen in 24 months	Total	Change since previous quarter
Quarter ending March 2018	4,580	
Quarter ending June 2018	4,421	↓
Quarter ending September 2018	4,496	→
Quarter ending December 2018	4,679	↑
Quarter ending March 2019	4,697	→
Variance since March 2018	2.6%	↑



ACTIVITY



Month	Adjusted Scheduled Activity (UDA)	
	2018	2019
April	374	310
May	879	742
June	1,630	1,170
July	2,837	2,268
August	3,462	3,172
September	4,157	3,944
October	5,020	5,668
November	5,792	6,602
December	5,972	7,385
January	7,279	8,579
February	8,505	9,278
March	10,557	10,435
April	10,583	
May	10,583	
June	10,584	

QUALITY

	Quantity	Base Number	Contract	AT	Region	England
% of FP17s for the same patient ID Re-attending within 3 months - Children	102	2,003	5.1%	10.3%	11.9%	11.8%
% of FP17s for the same patient ID Re-attending within 3 months - Adults	194	2,871	6.8%	16.0%	16.9%	15.7%
% of FP17s for the same patient ID Re-attending between 3 & 9 months - Children	1,026	2,003	51.2%	48.6%	48.9%	58.9%
% of FP17s for the same patient ID Re-attending between 3 & 9 months - Adults	930	2,871	32.4%	38.3%	38.9%	50.8%
% of FP17s for Band 1 Urgent Courses	147	4,854	3.0%	11.1%	10.7%	9.1%
% of FP17s Relating to Free Repair or Replacements	14	4,854	0.3%	0.5%	0.5%	0.8%
% of FP17s Relating to Continuations	63	4,854	1.3%	0.5%	0.7%	0.9%
% of Patients satisfied with the dentistry they have received	1	1	N/A	86.8%	89.1%	92.5%
% of Patients satisfied with the time they had to wait for an appointment	1	1	N/A	83.1%	83.1%	87.0%

* This is based on patients treated on this contract for their most recent course of treatment. Figures in italics indicate the base number of FP17s or Patient Questionnaire responses are less than 100. N/A is shown where the base number of responses is less than 10 during the period. % is calculated as Quantity/Base number*100

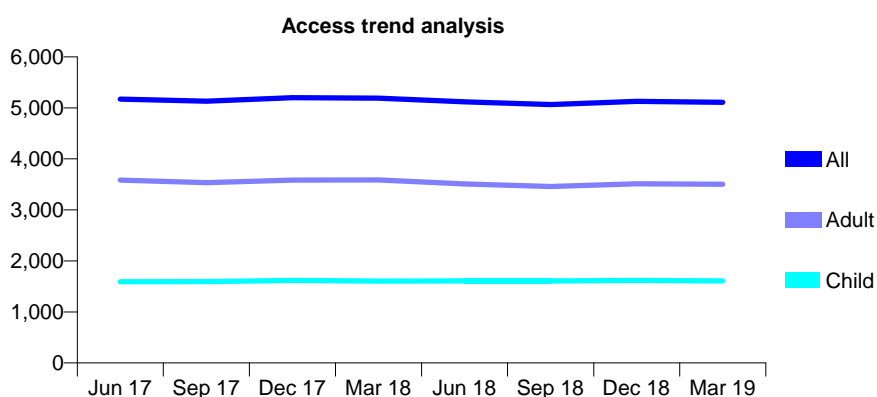
Q62 - Vital Signs At a Glance Contract Report for 921645/0002 - March 2019

Name or company name	Brightsmile Dental Care (Isleworth)
Contract type name	GDS Contract
Purpose of contract	General
Contract start date	01/04/2006
Contract end date	

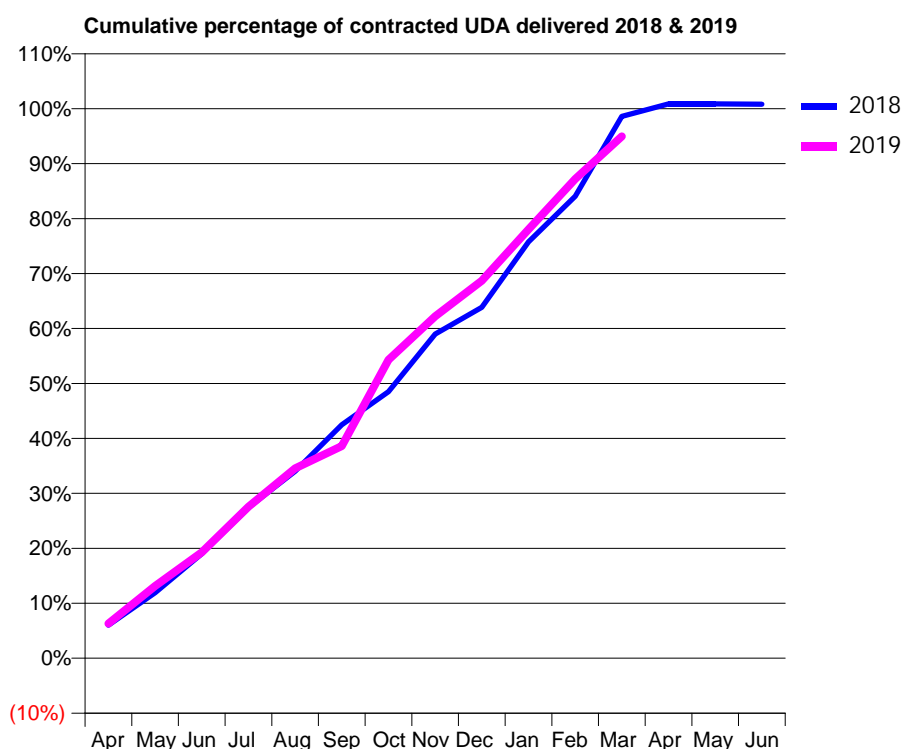
18/19 Contracted general activity (UDA)	14,320
Carry forward general activity (UDA)	-118
18/19 Contracted orthodontic activity (UOA)	0
Carry forward orthodontic activity (UOA)	0
Baseline contract value	£451,422.02

ACCESS*

Patients seen in 24 months	Total	Change since previous quarter
Quarter ending March 2018	5,191	
Quarter ending June 2018	5,117	↓
Quarter ending September 2018	5,066	→
Quarter ending December 2018	5,129	→
Quarter ending March 2019	5,109	→
Variance since March 2018	(1.6%)	↓



ACTIVITY



Month	2018	2019
April	863	906
May	1,707	1,887
June	2,721	2,757
July	3,926	3,948
August	4,875	4,947
September	6,084	5,528
October	6,946	7,777
November	8,446	8,911
December	9,146	9,837
January	10,846	11,175
February	12,040	12,488
March	14,118	13,594
April	14,445	
May	14,444	
June	14,438	

QUALITY

	Quantity	Base Number	Contract	AT	Region	England
% of FP17s for the same patient ID Re-attending within 3 months - Children	115	1,980	5.8%	10.3%	11.9%	11.8%
% of FP17s for the same patient ID Re-attending within 3 months - Adults	462	3,914	11.8%	16.0%	16.9%	15.7%
% of FP17s for the same patient ID Re-attending between 3 & 9 months - Children	967	1,980	48.8%	48.6%	48.9%	58.9%
% of FP17s for the same patient ID Re-attending between 3 & 9 months - Adults	1,778	3,914	45.4%	38.3%	38.9%	50.8%
% of FP17s for Band 1 Urgent Courses	514	5,755	8.9%	11.1%	10.7%	9.1%
% of FP17s Relating to Free Repair or Replacements	25	5,755	0.4%	0.5%	0.5%	0.8%
% of FP17s Relating to Continuations	10	5,755	0.2%	0.5%	0.7%	0.9%
% of Patients satisfied with the dentistry they have received	5	5	N/A	86.8%	89.1%	92.5%
% of Patients satisfied with the time they had to wait for an appointment	4	5	N/A	83.1%	83.1%	87.0%

* This is based on patients treated on this contract for their most recent course of treatment.

Figures in italics indicate the base number of FP17s or Patient Questionnaire responses are less than 100. N/A is shown where the base number of responses is less than 10 during the period. % is calculated as Quantity/Base number*100

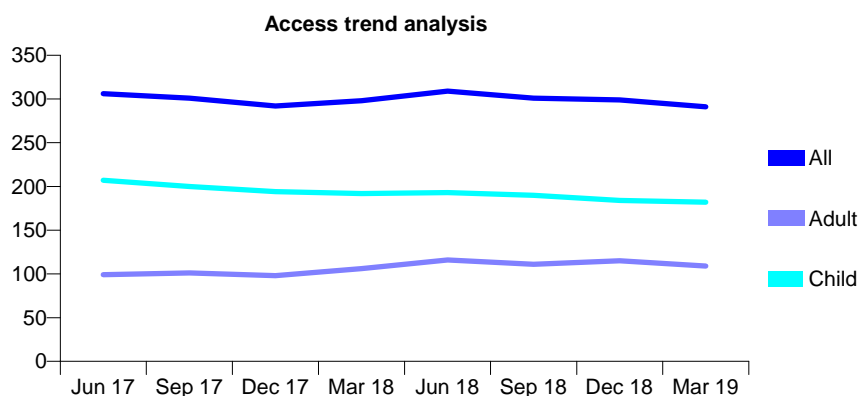
Q62 - Vital Signs At a Glance Contract Report for 923311/0001 - March 2019

Name or company name	MR N SHAH
Contract type name	GDS Contract
Purpose of contract	General
Contract start date	01/07/2012
Contract end date	

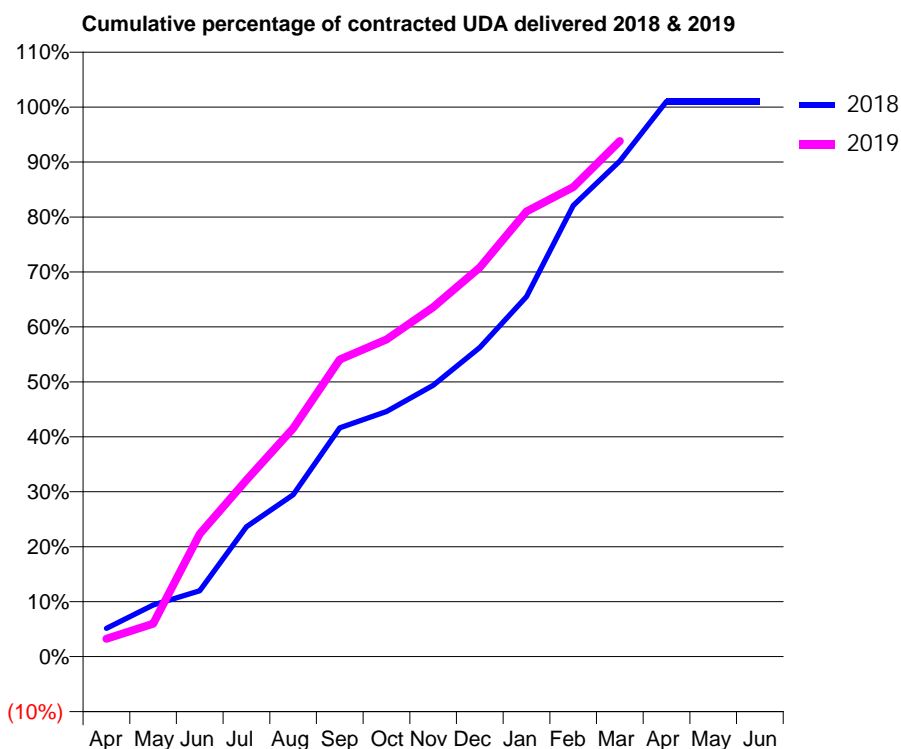
18/19 Contracted general activity (UDA)	585
Carry forward general activity (UDA)	-6
18/19 Contracted orthodontic activity (UOA)	0
Carry forward orthodontic activity (UOA)	0
Baseline contract value	£14,185.09

ACCESS*

Patients seen in 24 months	Total	Change since previous quarter
Quarter ending March 2018	298	
Quarter ending June 2018	309	↑
Quarter ending September 2018	301	↓
Quarter ending December 2018	299	→
Quarter ending March 2019	291	↓
Variance since March 2018	(2.3%)	↓



ACTIVITY



Month	Adjusted Scheduled Activity (UDA)	
	2018	2019
April	30	19
May	55	35
June	70	131
July	138	188
August	172	243
September	244	316
October	261	338
November	289	372
December	329	414
January	383	474
February	480	500
March	527	549
April	591	
May	591	
June	591	

QUALITY

	Quantity	Base Number	Contract	AT	Region	England
% of FP17s for the same patient ID Re-attending within 3 months - Children	13	234	5.6%	10.3%	11.9%	11.8%
% of FP17s for the same patient ID Re-attending within 3 months - Adults	9	110	8.2%	16.0%	16.9%	15.7%
% of FP17s for the same patient ID Re-attending between 3 & 9 months - Children	130	234	55.6%	48.6%	48.9%	58.9%
% of FP17s for the same patient ID Re-attending between 3 & 9 months - Adults	37	110	33.6%	38.3%	38.9%	50.8%
% of FP17s for Band 1 Urgent Courses	14	320	4.4%	11.1%	10.7%	9.1%
% of FP17s Relating to Free Repair or Replacements	0	320	0.0%	0.5%	0.5%	0.8%
% of FP17s Relating to Continuations	0	320	0.0%	0.5%	0.7%	0.9%
% of Patients satisfied with the dentistry they have received	0	0	N/A	86.8%	89.1%	92.5%
% of Patients satisfied with the time they had to wait for an appointment	0	0	N/A	83.1%	83.1%	87.0%

* This is based on patients treated on this contract for their most recent course of treatment. Figures in italics indicate the base number of FP17s or Patient Questionnaire responses are less than 100. N/A is shown where the base number of responses is less than 10 during the period. % is calculated as Quantity/Base number*100

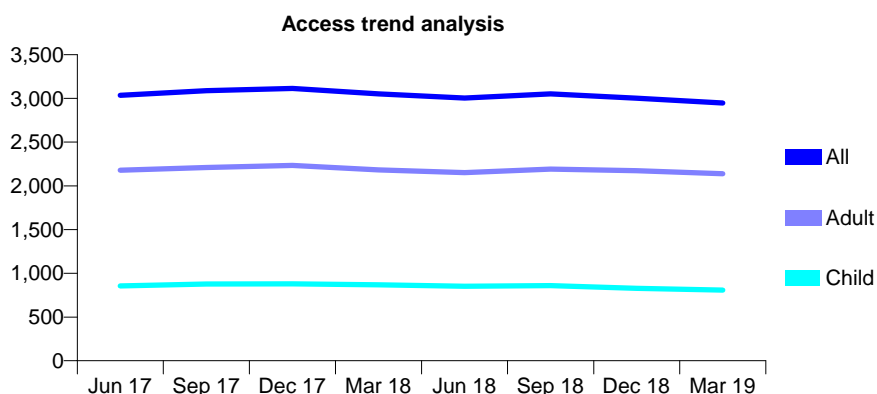
Q62 - Vital Signs At a Glance Contract Report for 927384/0001 - March 2019

Name or company name	MR M SHAH
Contract type name	GDS Contract
Purpose of contract	General
Contract start date	01/04/2006
Contract end date	

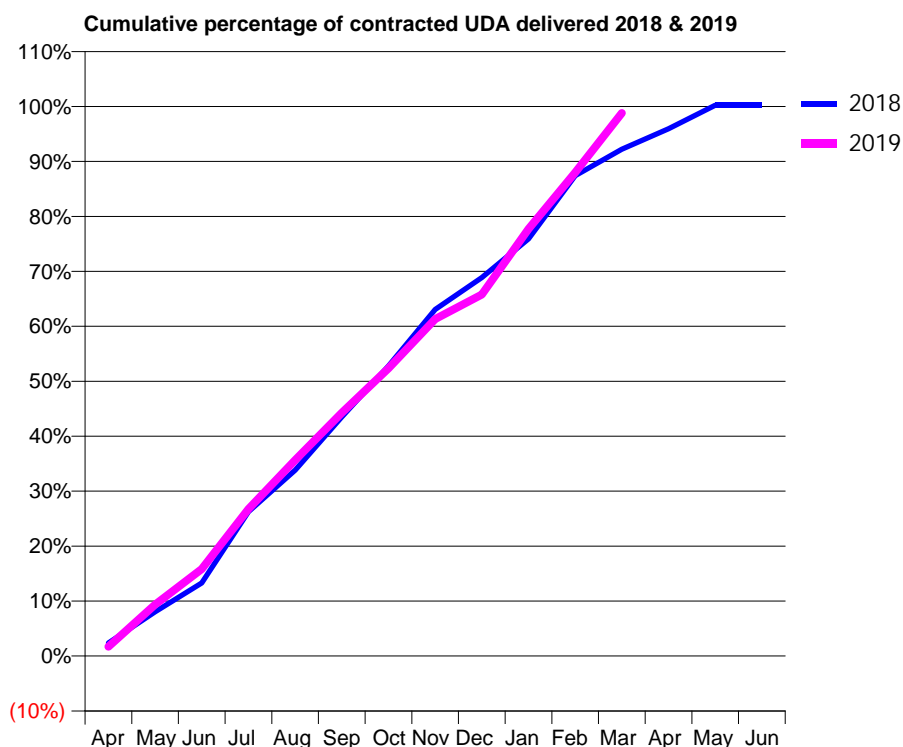
18/19 Contracted general activity (UDA)	8,775
Carry forward general activity (UDA)	-19
18/19 Contracted orthodontic activity (UOA)	0
Carry forward orthodontic activity (UOA)	0
Baseline contract value	£233,527.63

ACCESS*

Patients seen in 24 months	Total	Change since previous quarter
Quarter ending March 2018	3,051	
Quarter ending June 2018	3,003	↓
Quarter ending September 2018	3,052	→
Quarter ending December 2018	3,002	↓
Quarter ending March 2019	2,947	↓
Variance since March 2018	(3.4%)	↓



ACTIVITY



Month	Adjusted Scheduled Activity (UDA)	
	2018	2019
April	208	151
May	706	824
June	1,167	1,389
July	2,304	2,348
August	2,967	3,128
September	3,818	3,883
October	4,633	4,594
November	5,534	5,379
December	6,042	5,773
January	6,661	6,820
February	7,669	7,721
March	8,092	8,670
April	8,418	
May	8,794	
June	8,794	

QUALITY

	Quantity	Base Number	Contract	AT	Region	England
% of FP17s for the same patient ID Re-attending within 3 months - Children	53	1,167	4.5%	10.3%	11.9%	11.8%
% of FP17s for the same patient ID Re-attending within 3 months - Adults	355	2,905	12.2%	16.0%	16.9%	15.7%
% of FP17s for the same patient ID Re-attending between 3 & 9 months - Children	670	1,167	57.4%	48.6%	48.9%	58.9%
% of FP17s for the same patient ID Re-attending between 3 & 9 months - Adults	1,576	2,905	54.3%	38.3%	38.9%	50.8%
% of FP17s for Band 1 Urgent Courses	316	3,843	8.2%	11.1%	10.7%	9.1%
% of FP17s Relating to Free Repair or Replacements	24	3,843	0.6%	0.5%	0.5%	0.8%
% of FP17s Relating to Continuations	28	3,843	0.7%	0.5%	0.7%	0.9%
% of Patients satisfied with the dentistry they have received	2	2	N/A	86.8%	89.1%	92.5%
% of Patients satisfied with the time they had to wait for an appointment	1	2	N/A	83.1%	83.1%	87.0%

* This is based on patients treated on this contract for their most recent course of treatment. Figures in italics indicate the base number of FP17s or Patient Questionnaire responses are less than 100. N/A is shown where the base number of responses is less than 10 during the period. % is calculated as Quantity/Base number*100

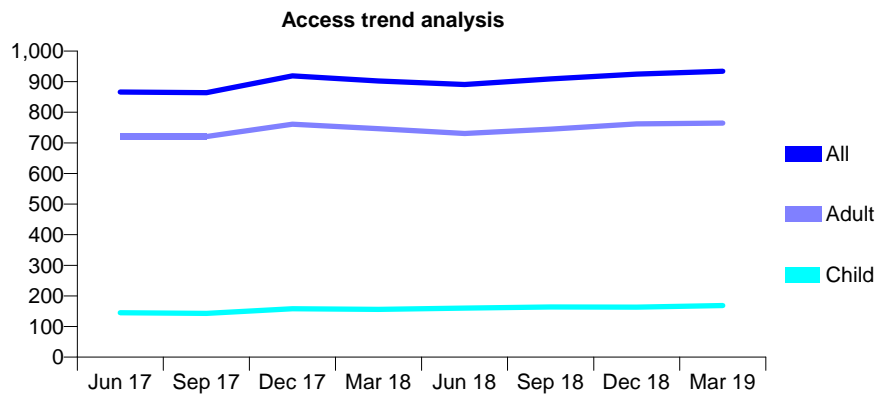
Q62 - Vital Signs At a Glance Contract Report for 929034/0001 - March 2019

Name or company name	Bhavish Thakrar and Jayesh Kotecha
Contract type name	GDS Contract
Purpose of contract	General
Contract start date	01/04/2006
Contract end date	

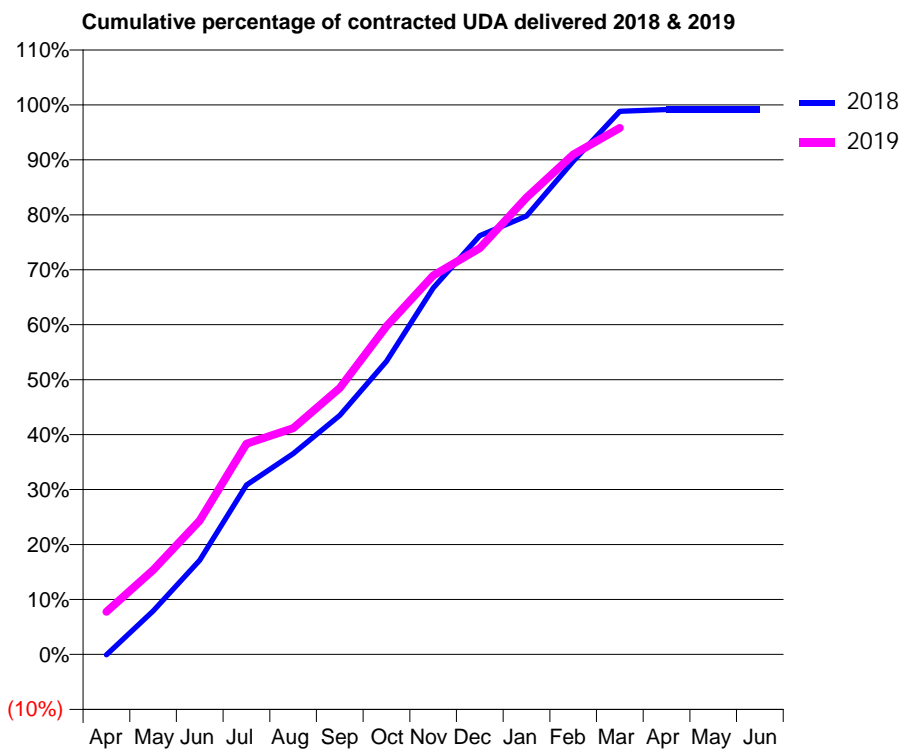
18/19 Contracted general activity (UDA)	3,378
Carry forward general activity (UDA)	29
18/19 Contracted orthodontic activity (UOA)	0
Carry forward orthodontic activity (UOA)	0
Baseline contract value	£109,926.72

ACCESS*

Patients seen in 24 months	Total	Change since previous quarter
Quarter ending March 2018	902	
Quarter ending June 2018	891	↓
Quarter ending September 2018	909	↑
Quarter ending December 2018	925	→
Quarter ending March 2019	934	→
Variance since March 2018	3.5%	↑



ACTIVITY



Month	2018	2019
April	-3	262
May	268	519
June	579	823
July	1,042	1,295
August	1,234	1,391
September	1,470	1,638
October	1,802	2,017
November	2,252	2,330
December	2,574	2,498
January	2,695	2,808
February	3,031	3,072
March	3,338	3,236
April	3,349	
May	3,349	
June	3,349	

QUALITY

	Quantity	Base Number	Contract	AT	Region	England
% of FP17s for the same patient ID Re-attending within 3 months - Children	3	175	1.7%	10.3%	11.9%	11.8%
% of FP17s for the same patient ID Re-attending within 3 months - Adults	105	893	11.8%	16.0%	16.9%	15.7%
% of FP17s for the same patient ID Re-attending between 3 & 9 months - Children	73	175	41.7%	48.6%	48.9%	58.9%
% of FP17s for the same patient ID Re-attending between 3 & 9 months - Adults	362	893	40.5%	38.3%	38.9%	50.8%
% of FP17s for Band 1 Urgent Courses	98	1,060	9.2%	11.1%	10.7%	9.1%
% of FP17s Relating to Free Repair or Replacements	0	1,060	0.0%	0.5%	0.5%	0.8%
% of FP17s Relating to Continuations	0	1,060	0.0%	0.5%	0.7%	0.9%
% of Patients satisfied with the dentistry they have received	0	0	N/A	86.8%	89.1%	92.5%
% of Patients satisfied with the time they had to wait for an appointment	0	0	N/A	83.1%	83.1%	87.0%

* This is based on patients treated on this contract for their most recent course of treatment. Figures in italics indicate the base number of FP17s or Patient Questionnaire responses are less than 100. N/A is shown where the base number of responses is less than 10 during the period. % is calculated as Quantity/Base number*100

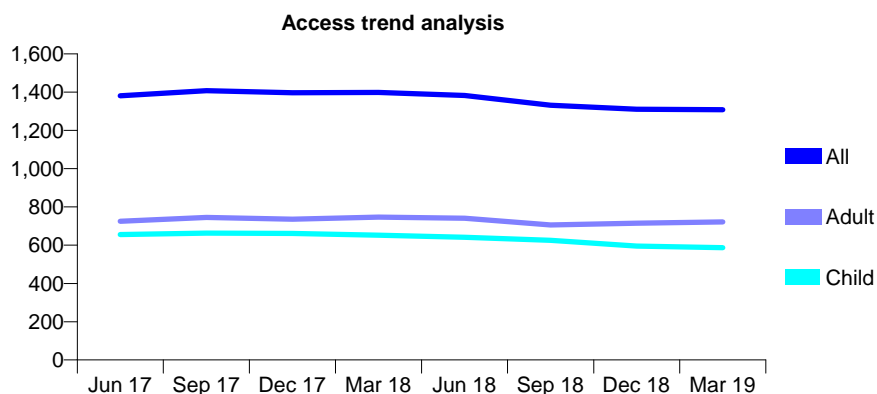
Q62 - Vital Signs At a Glance Contract Report for 929263/0001 - March 2019

Name or company name	MRS JM SRITHARAN
Contract type name	GDS Contract
Purpose of contract	General
Contract start date	01/04/2006
Contract end date	

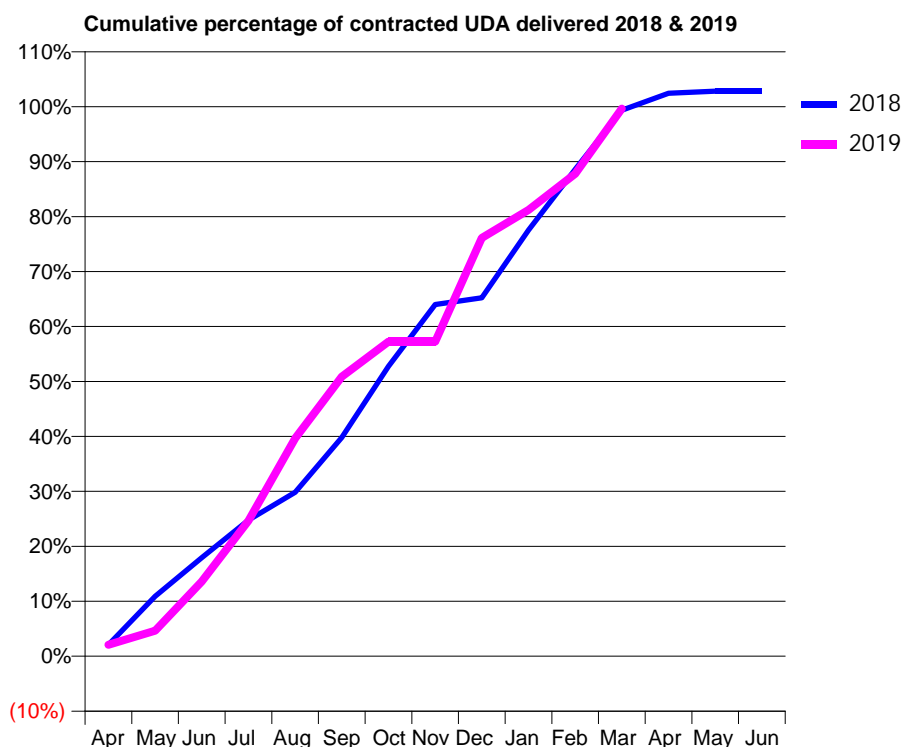
18/19 Contracted general activity (UDA)	3,815
Carry forward general activity (UDA)	-76
18/19 Contracted orthodontic activity (UOA)	0
Carry forward orthodontic activity (UOA)	0
Baseline contract value	£99,889.14

ACCESS*

Patients seen in 24 months	Total	Change since previous quarter
Quarter ending March 2018	1,398	
Quarter ending June 2018	1,382	↓
Quarter ending September 2018	1,331	↓
Quarter ending December 2018	1,310	↓
Quarter ending March 2019	1,308	→
Variance since March 2018	(6.4%)	↓



ACTIVITY



Adjusted Scheduled Activity (UDA)		
Month	2018	2019
April	80	79
May	416	177
June	684	518
July	945	941
August	1,138	1,512
September	1,519	1,940
October	2,012	2,184
November	2,442	2,184
December	2,488	2,904
January	2,958	3,098
February	3,381	3,349
March	3,790	3,801
April	3,908	
May	3,922	
June	3,922	

QUALITY

	Quantity	Base Number	Contract	AT	Region	England
% of FP17s for the same patient ID Re-attending within 3 months - Children	20	524	3.8%	10.3%	11.9%	11.8%
% of FP17s for the same patient ID Re-attending within 3 months - Adults	68	597	11.4%	16.0%	16.9%	15.7%
% of FP17s for the same patient ID Re-attending between 3 & 9 months - Children	153	524	29.2%	48.6%	48.9%	58.9%
% of FP17s for the same patient ID Re-attending between 3 & 9 months - Adults	141	597	23.6%	38.3%	38.9%	50.8%
% of FP17s for Band 1 Urgent Courses	34	1,085	3.1%	11.1%	10.7%	9.1%
% of FP17s Relating to Free Repair or Replacements	2	1,085	0.2%	0.5%	0.5%	0.8%
% of FP17s Relating to Continuations	0	1,085	0.0%	0.5%	0.7%	0.9%
% of Patients satisfied with the dentistry they have received	1	1	N/A	86.8%	89.1%	92.5%
% of Patients satisfied with the time they had to wait for an appointment	1	1	N/A	83.1%	83.1%	87.0%

* This is based on patients treated on this contract for their most recent course of treatment.

Figures in italics indicate the base number of FP17s or Patient Questionnaire responses are less than 100. N/A is shown where the base number of responses is less than 10 during the period. % is calculated as Quantity/Base number*100

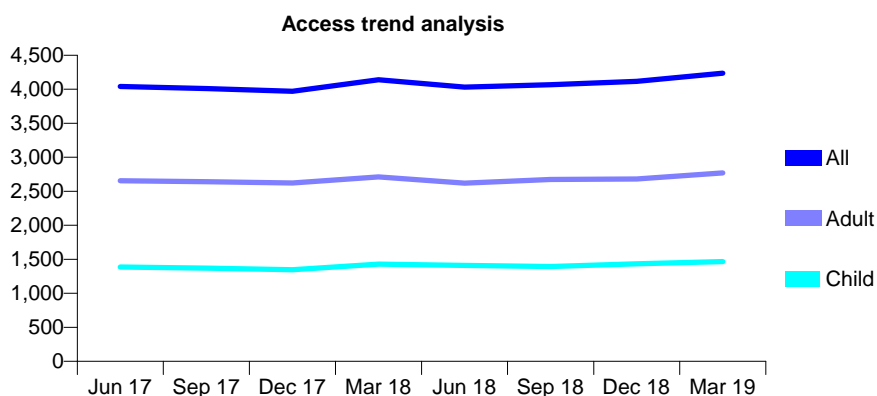
Q62 - Vital Signs At a Glance Contract Report for 933775/0001 - March 2019

Name or company name	MISS M VIJAYARAGHAVAN
Contract type name	GDS Contract
Purpose of contract	General
Contract start date	01/04/2006
Contract end date	

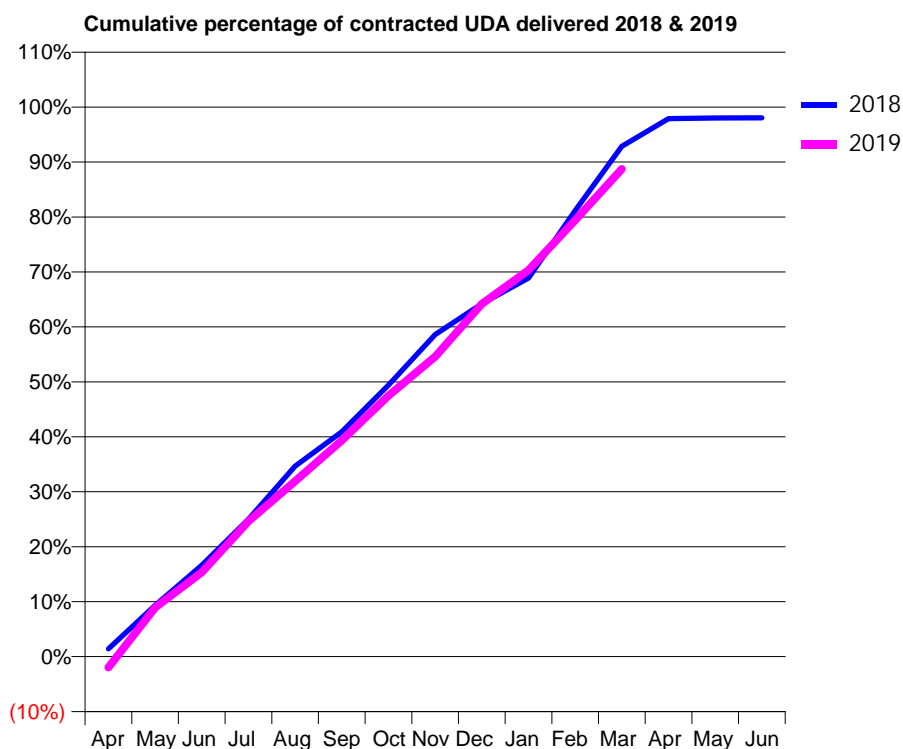
18/19 Contracted general activity (UDA)	9,700
Carry forward general activity (UDA)	192
18/19 Contracted orthodontic activity (UOA)	0
Carry forward orthodontic activity (UOA)	0
Baseline contract value	£268,312.41

ACCESS*

Patients seen in 24 months	Total	Change since previous quarter
Quarter ending March 2018	4,140	
Quarter ending June 2018	4,032	↓
Quarter ending September 2018	4,068	→
Quarter ending December 2018	4,117	→
Quarter ending March 2019	4,236	↑
Variance since March 2018	2.3%	↑



ACTIVITY



Month	Adjusted Scheduled Activity (UDA)	
	2018	2019
April	137	-192
May	904	867
June	1,611	1,490
July	2,425	2,388
August	3,363	3,098
September	3,968	3,815
October	4,794	4,604
November	5,687	5,296
December	6,227	6,224
January	6,681	6,821
February	7,875	7,706
March	9,007	8,607
April	9,496	
May	9,506	
June	9,508	

QUALITY

	Quantity	Base Number	Contract	AT	Region	England
% of FP17s for the same patient ID Re-attending within 3 months - Children	101	1,703	5.9%	10.3%	11.9%	11.8%
% of FP17s for the same patient ID Re-attending within 3 months - Adults	340	2,526	13.5%	16.0%	16.9%	15.7%
% of FP17s for the same patient ID Re-attending between 3 & 9 months - Children	793	1,703	46.6%	48.6%	48.9%	58.9%
% of FP17s for the same patient ID Re-attending between 3 & 9 months - Adults	702	2,526	27.8%	38.3%	38.9%	50.8%
% of FP17s for Band 1 Urgent Courses	421	4,039	10.4%	11.1%	10.7%	9.1%
% of FP17s Relating to Free Repair or Replacements	11	4,039	0.3%	0.5%	0.5%	0.8%
% of FP17s Relating to Continuations	71	4,039	1.8%	0.5%	0.7%	0.9%
% of Patients satisfied with the dentistry they have received	1	1	N/A	86.8%	89.1%	92.5%
% of Patients satisfied with the time they had to wait for an appointment	0	1	N/A	83.1%	83.1%	87.0%

* This is based on patients treated on this contract for their most recent course of treatment. Figures in italics indicate the base number of FP17s or Patient Questionnaire responses are less than 100. N/A is shown where the base number of responses is less than 10 during the period. % is calculated as Quantity/Base number*100

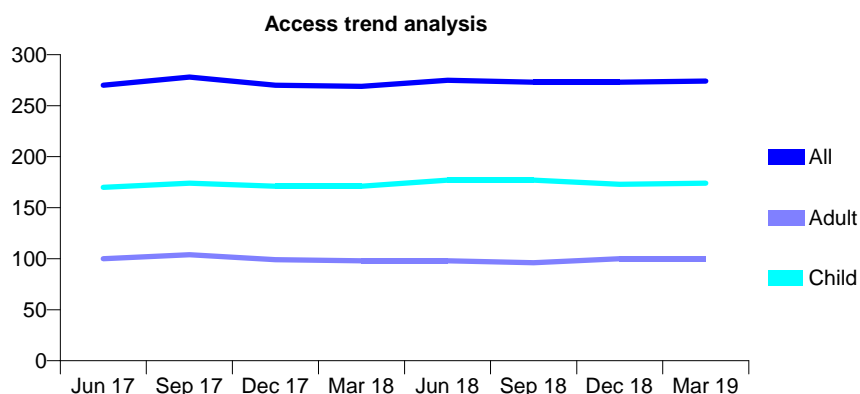
Q62 - Vital Signs At a Glance Contract Report for 934402/0002 - March 2019

Name or company name	Leonard Bernstein, Mark Sher and Barry La
Contract type name	GDS Contract
Purpose of contract	General
Contract start date	25/04/2011
Contract end date	

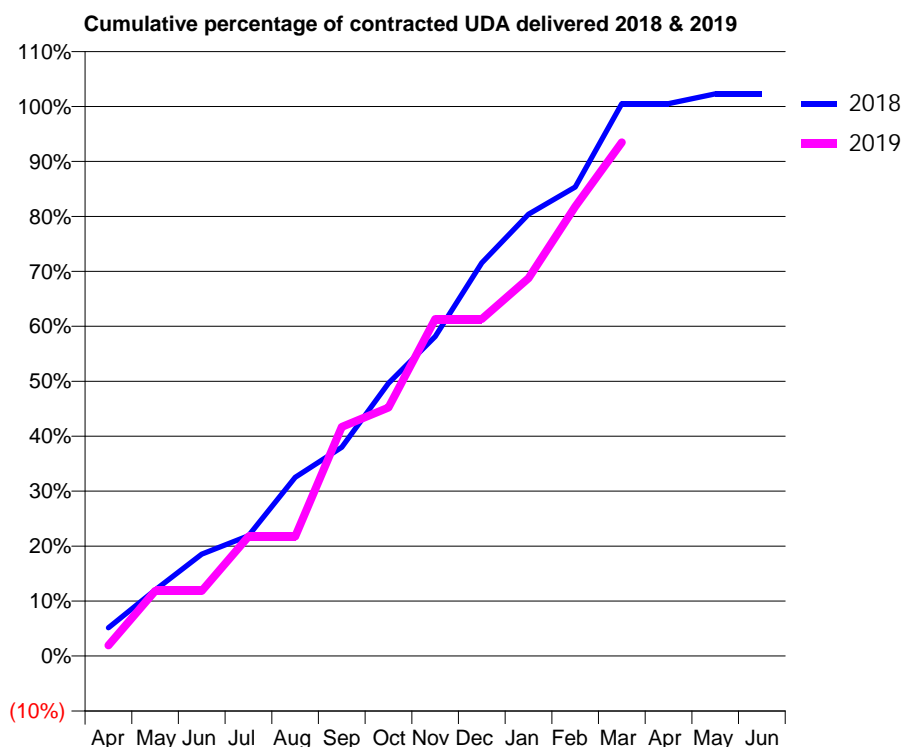
18/19 Contracted general activity (UDA)	566
Carry forward general activity (UDA)	-11
18/19 Contracted orthodontic activity (UOA)	0
Carry forward orthodontic activity (UOA)	0
Baseline contract value	£13,248.65

ACCESS*

Patients seen in 24 months	Total	Change since previous quarter
Quarter ending March 2018	269	
Quarter ending June 2018	275	↑
Quarter ending September 2018	273	→
Quarter ending December 2018	273	→
Quarter ending March 2019	274	→
Variance since March 2018	1.9%	→



ACTIVITY



Month	Adjusted Scheduled Activity (UDA)	
	2018	2019
April	29	11
May	68	67
June	105	67
July	124	123
August	184	123
September	215	236
October	281	256
November	329	347
December	405	347
January	455	389
February	483	463
March	569	529
April	569	
May	579	
June	579	

QUALITY

	Quantity	Base Number	Contract	AT	Region	England
% of FP17s for the same patient ID Re-attending within 3 months - Children	15	234	6.4%	10.3%	11.9%	11.8%
% of FP17s for the same patient ID Re-attending within 3 months - Adults	4	90	4.4%	16.0%	16.9%	15.7%
% of FP17s for the same patient ID Re-attending between 3 & 9 months - Children	123	234	52.6%	48.6%	48.9%	58.9%
% of FP17s for the same patient ID Re-attending between 3 & 9 months - Adults	43	90	47.8%	38.3%	38.9%	50.8%
% of FP17s for Band 1 Urgent Courses	0	316	0.0%	11.1%	10.7%	9.1%
% of FP17s Relating to Free Repair or Replacements	0	316	0.0%	0.5%	0.5%	0.8%
% of FP17s Relating to Continuations	0	316	0.0%	0.5%	0.7%	0.9%
% of Patients satisfied with the dentistry they have received	0	0	N/A	86.8%	89.1%	92.5%
% of Patients satisfied with the time they had to wait for an appointment	0	0	N/A	83.1%	83.1%	87.0%

* This is based on patients treated on this contract for their most recent course of treatment. Figures in italics indicate the base number of FP17s or Patient Questionnaire responses are less than 100. N/A is shown where the base number of responses is less than 10 during the period. % is calculated as Quantity/Base number*100

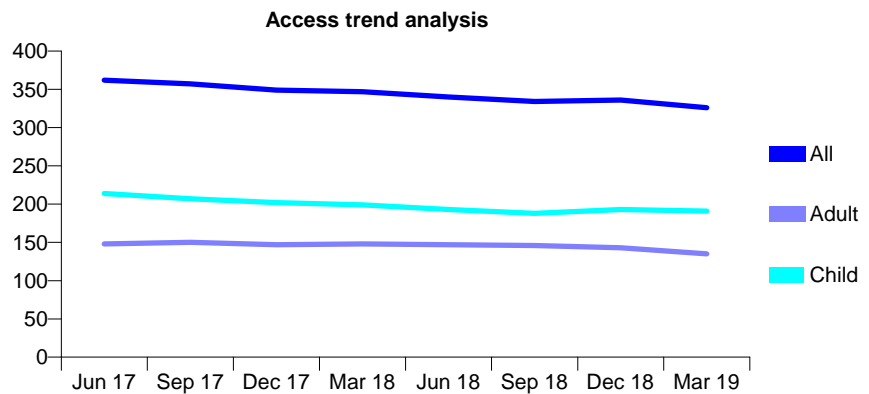
Q62 - Vital Signs At a Glance Contract Report for 935875/0001 - March 2019

Name or company name	MISS AS SHRESTHA
Contract type name	GDS Contract
Purpose of contract	General
Contract start date	01/09/2014
Contract end date	

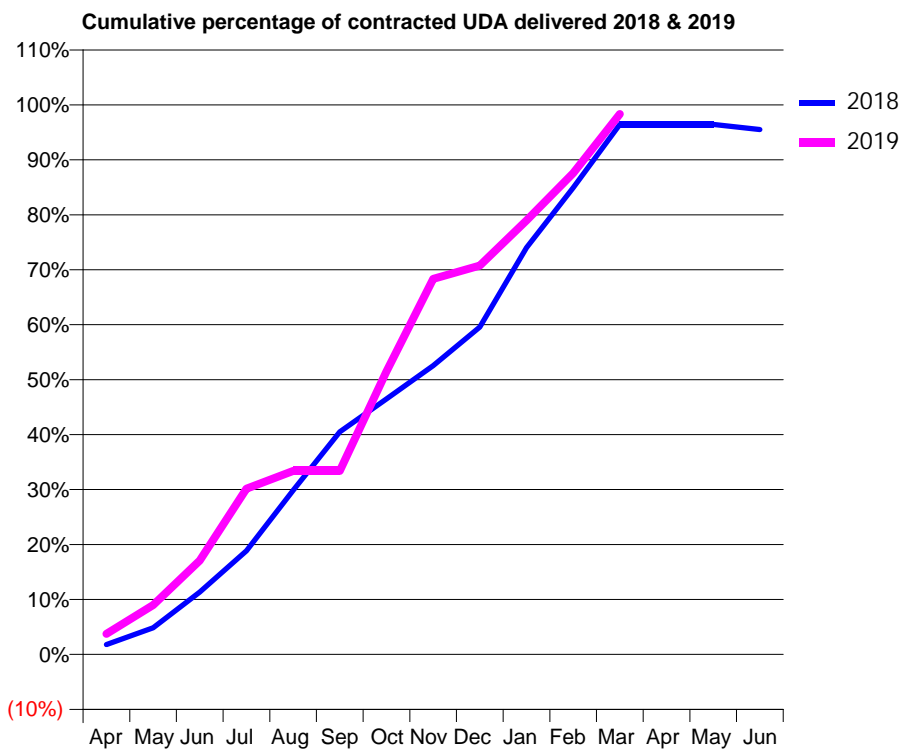
18/19 Contracted general activity (UDA)	962
Carry forward general activity (UDA)	0
18/19 Contracted orthodontic activity (UOA)	0
Carry forward orthodontic activity (UOA)	0
Baseline contract value	£20,235.67

ACCESS*

Patients seen in 24 months	Total	Change since previous quarter
Quarter ending March 2018	347	
Quarter ending June 2018	340	↓
Quarter ending September 2018	334	↓
Quarter ending December 2018	336	→
Quarter ending March 2019	326	↓
Variance since March 2018	(6.1%)	↓



ACTIVITY



Month	Adjusted Scheduled Activity (UDA)	
	2018	2019
April	17	36
May	47	87
June	109	164
July	182	290
August	287	321
September	390	321
October	447	496
November	506	657
December	573	681
January	712	760
February	817	843
March	928	946
April	928	
May	928	
June	919	

QUALITY

	Quantity	Base Number	Contract	AT	Region	England
% of FP17s for the same patient ID Re-attending within 3 months - Children	31	398	7.8%	10.3%	11.9%	11.8%
% of FP17s for the same patient ID Re-attending within 3 months - Adults	21	136	15.4%	16.0%	16.9%	15.7%
% of FP17s for the same patient ID Re-attending between 3 & 9 months - Children	284	398	71.4%	48.6%	48.9%	58.9%
% of FP17s for the same patient ID Re-attending between 3 & 9 months - Adults	84	136	61.8%	38.3%	38.9%	50.8%
% of FP17s for Band 1 Urgent Courses	25	536	4.7%	11.1%	10.7%	9.1%
% of FP17s Relating to Free Repair or Replacements	2	536	0.4%	0.5%	0.5%	0.8%
% of FP17s Relating to Continuations	8	536	1.5%	0.5%	0.7%	0.9%
% of Patients satisfied with the dentistry they have received	0	0	N/A	86.8%	89.1%	92.5%
% of Patients satisfied with the time they had to wait for an appointment	0	0	N/A	83.1%	83.1%	87.0%

* This is based on patients treated on this contract for their most recent course of treatment. Figures in italics indicate the base number of FP17s or Patient Questionnaire responses are less than 100. N/A is shown where the base number of responses is less than 10 during the period. % is calculated as Quantity/Base number*100

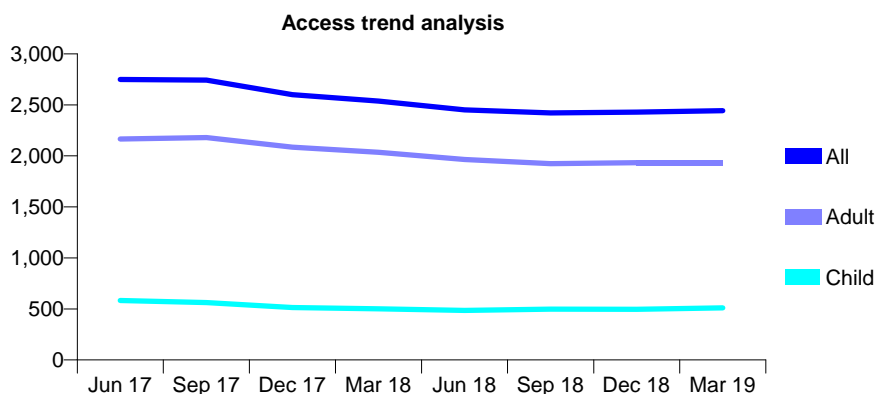
Q62 - Vital Signs At a Glance Contract Report for 938971/0001 - March 2019

Name or company name	Provider
Contract type name	GDS Contract
Purpose of contract	General
Contract start date	01/04/2006
Contract end date	

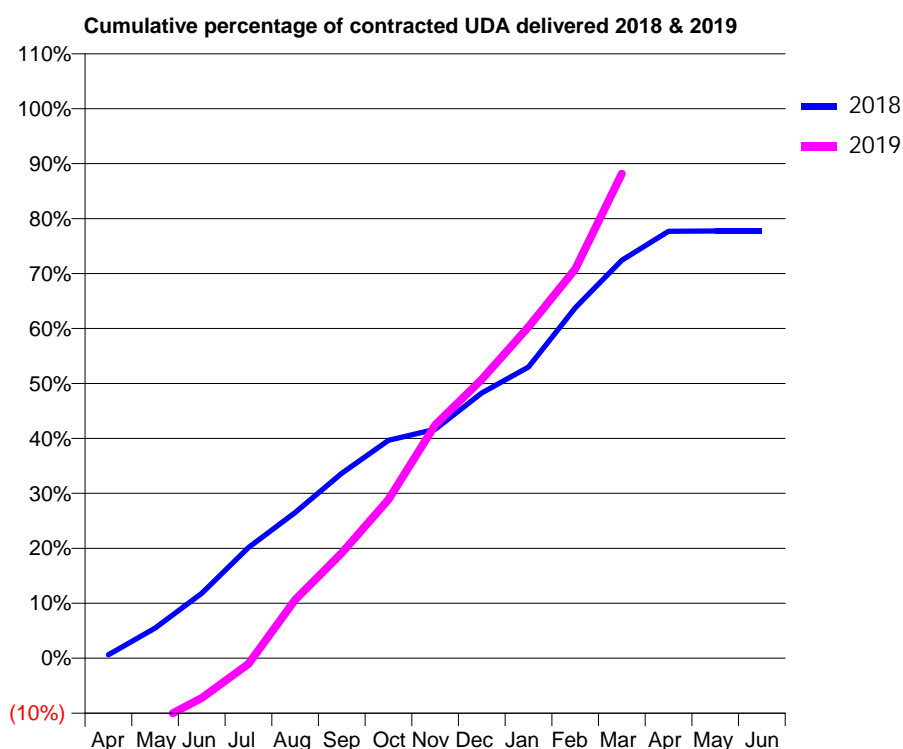
18/19 Contracted general activity (UDA)	8,757
Carry forward general activity (UDA)	1,948
18/19 Contracted orthodontic activity (UOA)	0
Carry forward orthodontic activity (UOA)	0
Baseline contract value	£208,951.49

ACCESS*

Patients seen in 24 months	Total	Change since previous quarter
Quarter ending March 2018	2,537	
Quarter ending June 2018	2,451	↓
Quarter ending September 2018	2,421	↓
Quarter ending December 2018	2,429	→
Quarter ending March 2019	2,444	→
Variance since March 2018	(3.7%)	↓



ACTIVITY



Month	Adjusted Scheduled Activity (UDA)	
	2018	2019
April	56	-1,672
May	482	-1,025
June	1,033	-634
July	1,763	-93
August	2,322	931
September	2,946	1,677
October	3,471	2,531
November	3,647	3,717
December	4,227	4,444
January	4,639	5,279
February	5,583	6,200
March	6,343	7,721
April	6,803	
May	6,809	
June	6,809	

QUALITY

	Quantity	Base Number	Contract	AT	Region	England
% of FP17s for the same patient ID Re-attending within 3 months - Children	79	678	11.7%	10.3%	11.9%	11.8%
% of FP17s for the same patient ID Re-attending within 3 months - Adults	621	2,505	24.8%	16.0%	16.9%	15.7%
% of FP17s for the same patient ID Re-attending between 3 & 9 months - Children	273	678	40.3%	48.6%	48.9%	58.9%
% of FP17s for the same patient ID Re-attending between 3 & 9 months - Adults	891	2,505	35.6%	38.3%	38.9%	50.8%
% of FP17s for Band 1 Urgent Courses	485	3,060	15.8%	11.1%	10.7%	9.1%
% of FP17s Relating to Free Repair or Replacements	25	3,060	0.8%	0.5%	0.5%	0.8%
% of FP17s Relating to Continuations	44	3,060	1.4%	0.5%	0.7%	0.9%
% of Patients satisfied with the dentistry they have received	1	1	N/A	86.8%	89.1%	92.5%
% of Patients satisfied with the time they had to wait for an appointment	1	1	N/A	83.1%	83.1%	87.0%

* This is based on patients treated on this contract for their most recent course of treatment.

Figures in italics indicate the base number of FP17s or Patient Questionnaire responses are less than 100. N/A is shown where the base number of responses is less than 10 during the period. % is calculated as Quantity/Base number*100

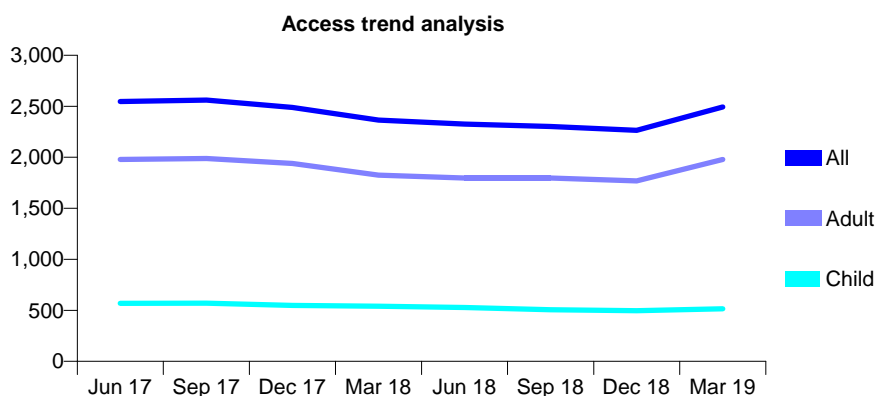
Q62 - Vital Signs At a Glance Contract Report for 939587/0001 - March 2019

Name or company name	MR SM AYOUB-BEY
Contract type name	GDS Contract
Purpose of contract	General
Contract start date	01/04/2006
Contract end date	

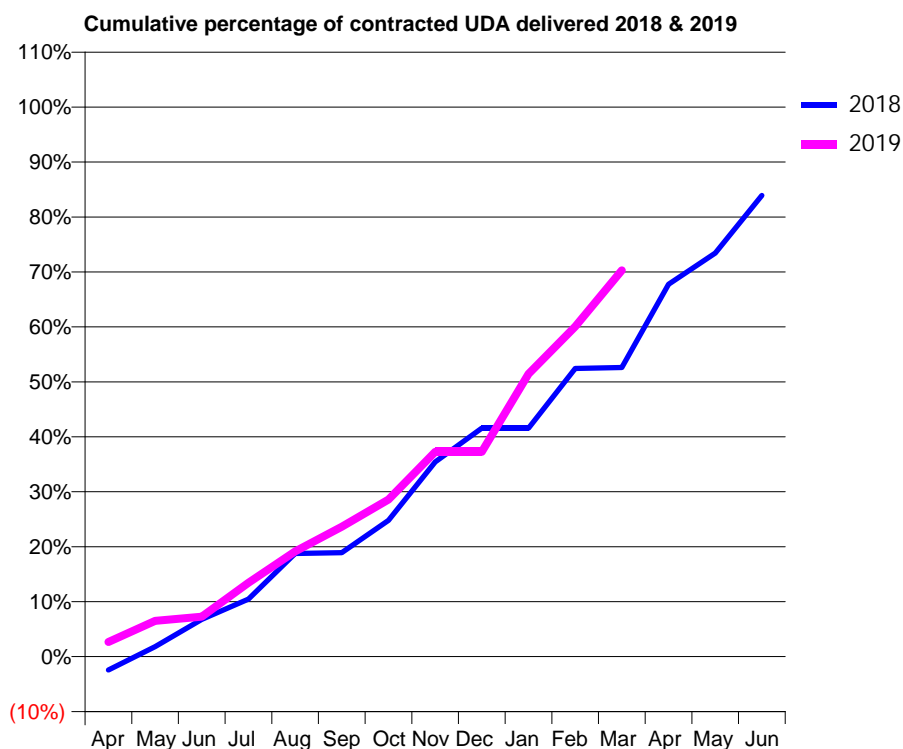
18/19 Contracted general activity (UDA)	9,179
Carry forward general activity (UDA)	0
18/19 Contracted orthodontic activity (UOA)	0
Carry forward orthodontic activity (UOA)	0
Baseline contract value	£322,695.06

ACCESS*

Patients seen in 24 months	Total	Change since previous quarter
Quarter ending March 2018	2,366	
Quarter ending June 2018	2,325	↓
Quarter ending September 2018	2,303	→
Quarter ending December 2018	2,265	↓
Quarter ending March 2019	2,494	↑
Variance since March 2018	5.4%	↑



ACTIVITY



Month	Adjusted Scheduled Activity (UDA)	
	2018	2019
April	-227	246
May	167	598
June	623	667
July	961	1,233
August	1,724	1,760
September	1,736	2,169
October	2,276	2,624
November	3,253	3,419
December	3,817	3,419
January	3,817	4,722
February	4,813	5,513
March	4,829	6,453
April	6,220	
May	6,741	
June	7,704	

QUALITY

	Quantity	Base Number	Contract	AT	Region	England
% of FP17s for the same patient ID Re-attending within 3 months - Children	59	740	8.0%	10.3%	11.9%	11.8%
% of FP17s for the same patient ID Re-attending within 3 months - Adults	265	2,339	11.3%	16.0%	16.9%	15.7%
% of FP17s for the same patient ID Re-attending between 3 & 9 months - Children	353	740	47.7%	48.6%	48.9%	58.9%
% of FP17s for the same patient ID Re-attending between 3 & 9 months - Adults	709	2,339	30.3%	38.3%	38.9%	50.8%
% of FP17s for Band 1 Urgent Courses	371	2,593	14.3%	11.1%	10.7%	9.1%
% of FP17s Relating to Free Repair or Replacements	9	2,593	0.3%	0.5%	0.5%	0.8%
% of FP17s Relating to Continuations	1	2,593	0.0%	0.5%	0.7%	0.9%
% of Patients satisfied with the dentistry they have received	1	1	N/A	86.8%	89.1%	92.5%
% of Patients satisfied with the time they had to wait for an appointment	1	1	N/A	83.1%	83.1%	87.0%

* This is based on patients treated on this contract for their most recent course of treatment. Figures in italics indicate the base number of FP17s or Patient Questionnaire responses are less than 100. N/A is shown where the base number of responses is less than 10 during the period. % is calculated as Quantity/Base number*100

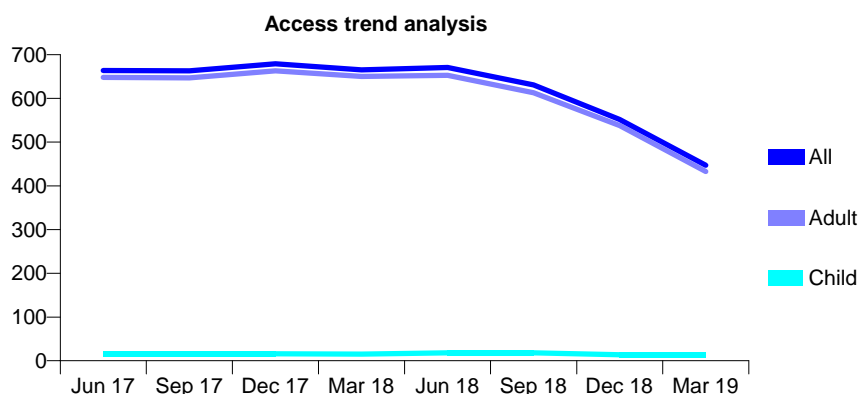
Q62 - Vital Signs At a Glance Contract Report for 939587/0003 - March 2019

Name or company name	MR SM AYOUB-BEY
Contract type name	GDS Contract
Purpose of contract	General
Contract start date	01/02/2012
Contract end date	

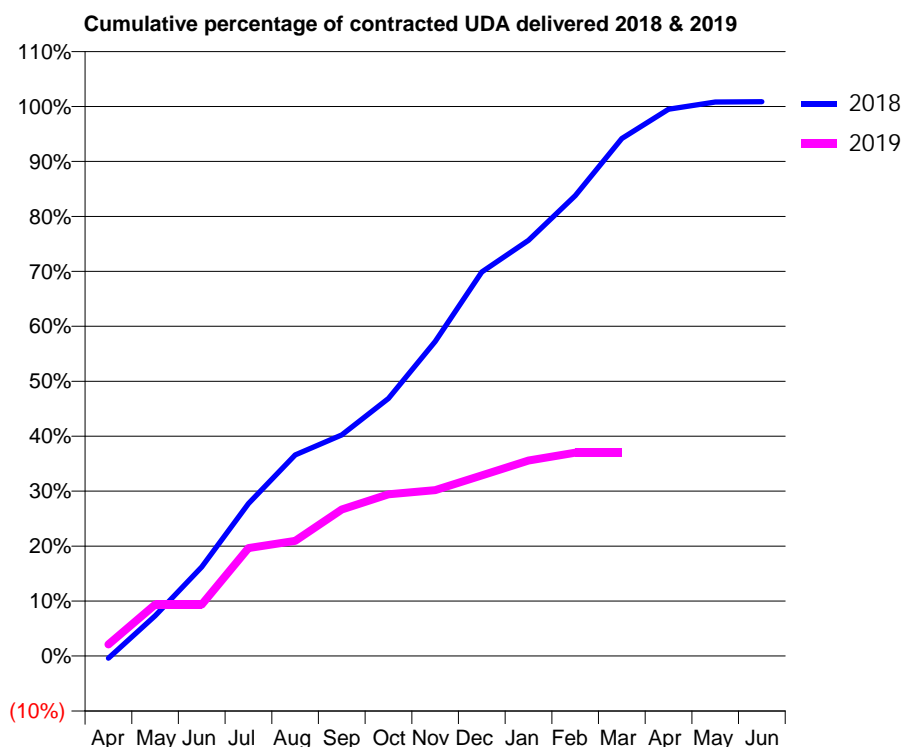
18/19 Contracted general activity (UDA)	1,725
Carry forward general activity (UDA)	-15
18/19 Contracted orthodontic activity (UOA)	0
Carry forward orthodontic activity (UOA)	0
Baseline contract value	£48,975.19

ACCESS*

Patients seen in 24 months	Total	Change since previous quarter
Quarter ending March 2018	665	
Quarter ending June 2018	671	→
Quarter ending September 2018	631	↓
Quarter ending December 2018	552	↓
Quarter ending March 2019	447	↓
Variance since March 2018	(32.8%)	↓



ACTIVITY



Month	Adjusted Scheduled Activity (UDA)	
	2018	2019
April	-7	37
May	126	161
June	280	161
July	479	339
August	631	362
September	694	460
October	809	508
November	987	521
December	1,205	567
January	1,305	614
February	1,445	638
March	1,625	638
April	1,716	
May	1,739	
June	1,740	

QUALITY

	Quantity	Base Number	Contract	AT	Region	England
% of FP17s for the same patient ID Re-attending within 3 months - Children	1	12	8.3%	10.3%	11.9%	11.8%
% of FP17s for the same patient ID Re-attending within 3 months - Adults	15	257	5.8%	16.0%	16.9%	15.7%
% of FP17s for the same patient ID Re-attending between 3 & 9 months - Children	0	12	0.0%	48.6%	48.9%	58.9%
% of FP17s for the same patient ID Re-attending between 3 & 9 months - Adults	56	257	21.8%	38.3%	38.9%	50.8%
% of FP17s for Band 1 Urgent Courses	43	222	19.4%	11.1%	10.7%	9.1%
% of FP17s Relating to Free Repair or Replacements	0	222	0.0%	0.5%	0.5%	0.8%
% of FP17s Relating to Continuations	1	222	0.5%	0.5%	0.7%	0.9%
% of Patients satisfied with the dentistry they have received	0	0	N/A	86.8%	89.1%	92.5%
% of Patients satisfied with the time they had to wait for an appointment	0	0	N/A	83.1%	83.1%	87.0%

* This is based on patients treated on this contract for their most recent course of treatment. Figures in italics indicate the base number of FP17s or Patient Questionnaire responses are less than 100. N/A is shown where the base number of responses is less than 10 during the period. % is calculated as Quantity/Base number*100

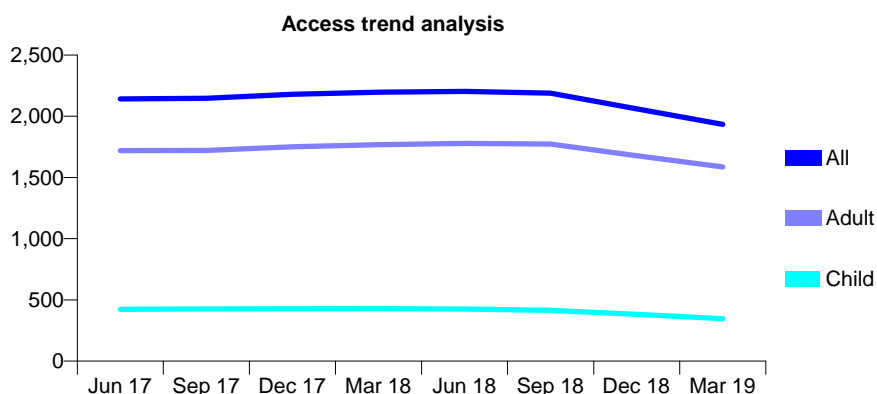
Q62 - Vital Signs At a Glance Contract Report for 939870/0001 - March 2019

Name or company name	MR B SHAH
Contract type name	GDS Contract
Purpose of contract	General
Contract start date	01/04/2006
Contract end date	

18/19 Contracted general activity (UDA)	6,000
Carry forward general activity (UDA)	0
18/19 Contracted orthodontic activity (UOA)	0
Carry forward orthodontic activity (UOA)	0
Baseline contract value	£159,858.78

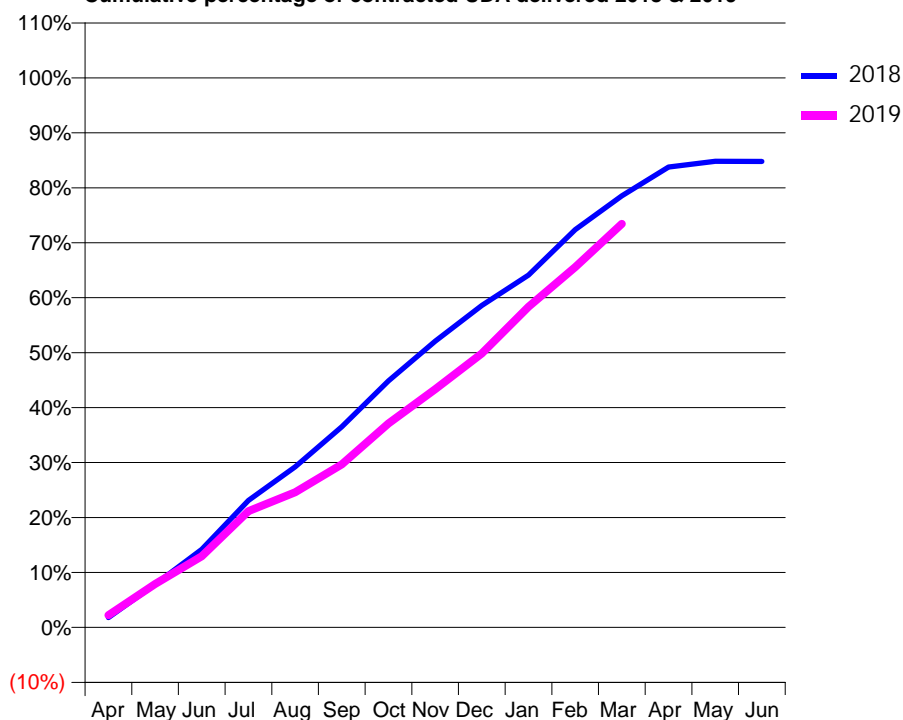
ACCESS*

Patients seen in 24 months	Total	Change since previous quarter
Quarter ending March 2018	2,197	
Quarter ending June 2018	2,203	→
Quarter ending September 2018	2,189	→
Quarter ending December 2018	2,061	↓
Quarter ending March 2019	1,934	↓
Variance since March 2018	(12.0%)	↓



ACTIVITY

Cumulative percentage of contracted UDA delivered 2018 & 2019



Adjusted Scheduled Activity (UDA)

Month	2018	2019
April	109	135
May	471	474
June	853	777
July	1,387	1,269
August	1,754	1,476
September	2,191	1,780
October	2,691	2,227
November	3,126	2,601
December	3,514	2,989
January	3,846	3,501
February	4,342	3,935
March	4,713	4,406
April	5,027	
May	5,090	
June	5,088	

QUALITY

	Quantity	Base Number	Contract	AT	Region	England
% of FP17s for the same patient ID Re-attending within 3 months - Children	14	403	3.5%	10.3%	11.9%	11.8%
% of FP17s for the same patient ID Re-attending within 3 months - Adults	100	1,487	6.7%	16.0%	16.9%	15.7%
% of FP17s for the same patient ID Re-attending between 3 & 9 months - Children	204	403	50.6%	48.6%	48.9%	58.9%
% of FP17s for the same patient ID Re-attending between 3 & 9 months - Adults	551	1,487	37.1%	38.3%	38.9%	50.8%
% of FP17s for Band 1 Urgent Courses	48	1,592	3.0%	11.1%	10.7%	9.1%
% of FP17s Relating to Free Repair or Replacements	22	1,592	1.4%	0.5%	0.5%	0.8%
% of FP17s Relating to Continuations	5	1,592	0.3%	0.5%	0.7%	0.9%
% of Patients satisfied with the dentistry they have received	2	2	N/A	86.8%	89.1%	92.5%
% of Patients satisfied with the time they had to wait for an appointment	2	2	N/A	83.1%	83.1%	87.0%

* This is based on patients treated on this contract for their most recent course of treatment.

Figures in italics indicate the base number of FP17s or Patient Questionnaire responses are less than 100. N/A is shown where the base number of responses is less than 10 during the period. % is calculated as Quantity/Base number*100

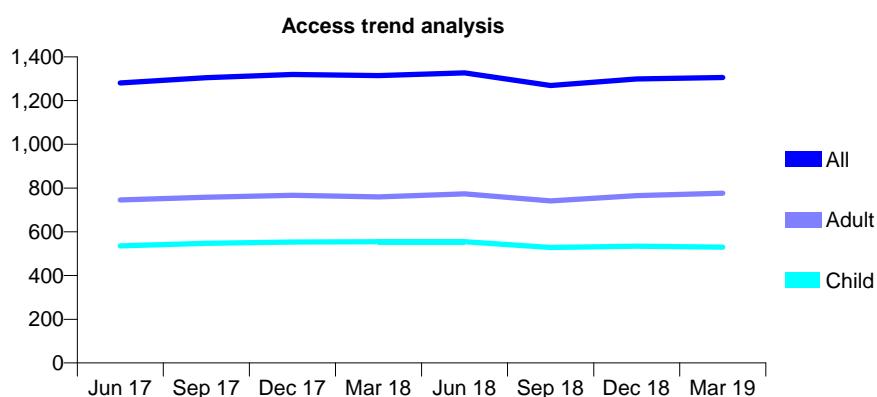
Q62 - Vital Signs At a Glance Contract Report for 941077/0001 - March 2019

Name or company name	Mr Jason Lai and Mr Gregory Lai
Contract type name	GDS Contract
Purpose of contract	General
Contract start date	01/04/2008
Contract end date	

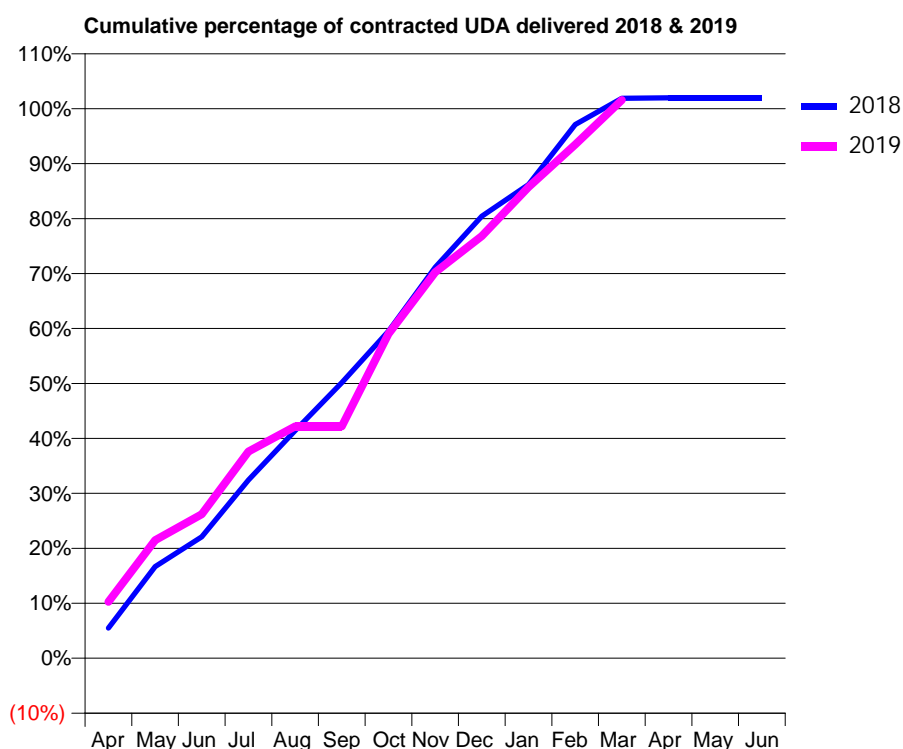
18/19 Contracted general activity (UDA)	8,354
Carry forward general activity (UDA)	-164
18/19 Contracted orthodontic activity (UOA)	0
Carry forward orthodontic activity (UOA)	0
Baseline contract value	£274,738.31

ACCESS*

Patients seen in 24 months	Total	Change since previous quarter
Quarter ending March 2018	1,314	
Quarter ending June 2018	1,327	→
Quarter ending September 2018	1,269	↓
Quarter ending December 2018	1,299	↑
Quarter ending March 2019	1,306	→
Variance since March 2018	(0.6%)	→



ACTIVITY



Month	2018	2019
April	458	859
May	1,394	1,795
June	1,847	2,188
July	2,710	3,143
August	3,462	3,524
September	4,187	3,524
October	4,973	4,928
November	5,942	5,868
December	6,720	6,417
January	7,200	7,162
February	8,112	7,808
March	8,512	8,486
April	8,518	
May	8,518	
June	8,518	

QUALITY

	Quantity	Base Number	Contract	AT	Region	England
% of FP17s for the same patient ID Re-attending within 3 months - Children	19	516	3.7%	10.3%	11.9%	11.8%
% of FP17s for the same patient ID Re-attending within 3 months - Adults	59	727	8.1%	16.0%	16.9%	15.7%
% of FP17s for the same patient ID Re-attending between 3 & 9 months - Children	142	516	27.5%	48.6%	48.9%	58.9%
% of FP17s for the same patient ID Re-attending between 3 & 9 months - Adults	228	727	31.4%	38.3%	38.9%	50.8%
% of FP17s for Band 1 Urgent Courses	101	1,239	8.2%	11.1%	10.7%	9.1%
% of FP17s Relating to Free Repair or Replacements	3	1,239	0.2%	0.5%	0.5%	0.8%
% of FP17s Relating to Continuations	6	1,239	0.5%	0.5%	0.7%	0.9%
% of Patients satisfied with the dentistry they have received	3	4	N/A	86.8%	89.1%	92.5%
% of Patients satisfied with the time they had to wait for an appointment	4	4	N/A	83.1%	83.1%	87.0%

* This is based on patients treated on this contract for their most recent course of treatment. Figures in italics indicate the base number of FP17s or Patient Questionnaire responses are less than 100. N/A is shown where the base number of responses is less than 10 during the period. % is calculated as Quantity/Base number*100

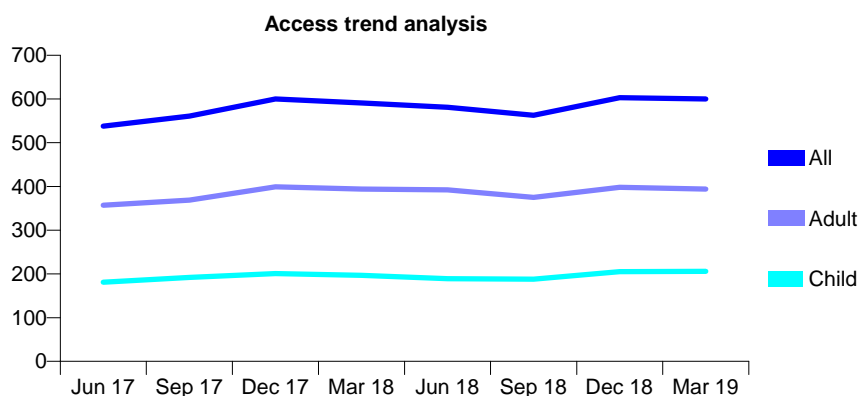
Q62 - Vital Signs At a Glance Contract Report for 941077/0002 - March 2019

Name or company name	Mr Jason Lai and Mr Gregory Lai
Contract type name	GDS Contract
Purpose of contract	General
Contract start date	21/01/2010
Contract end date	

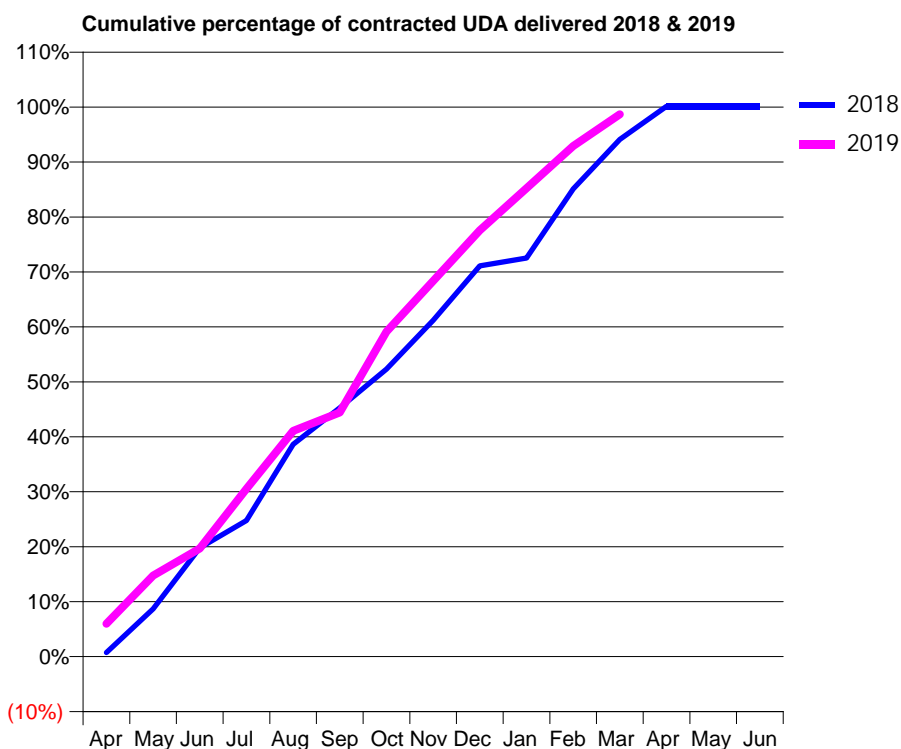
18/19 Contracted general activity (UDA)	3,527
Carry forward general activity (UDA)	-5
18/19 Contracted orthodontic activity (UOA)	0
Carry forward orthodontic activity (UOA)	0
Baseline contract value	£78,772.05

ACCESS*

Patients seen in 24 months	Total	Change since previous quarter
Quarter ending March 2018	591	
Quarter ending June 2018	581	↓
Quarter ending September 2018	563	↓
Quarter ending December 2018	603	↑
Quarter ending March 2019	600	→
Variance since March 2018	1.5%	→



ACTIVITY



Month	Adjusted Scheduled Activity (UDA)	
	2018	2019
April	26	211
May	307	521
June	698	694
July	874	1,077
August	1,362	1,449
September	1,597	1,567
October	1,845	2,086
November	2,158	2,412
December	2,508	2,736
January	2,558	3,006
February	3,002	3,277
March	3,319	3,480
April	3,532	
May	3,532	
June	3,532	

QUALITY

	Quantity	Base Number	Contract	AT	Region	England
% of FP17s for the same patient ID Re-attending within 3 months - Children	16	286	5.6%	10.3%	11.9%	11.8%
% of FP17s for the same patient ID Re-attending within 3 months - Adults	85	487	17.5%	16.0%	16.9%	15.7%
% of FP17s for the same patient ID Re-attending between 3 & 9 months - Children	152	286	53.1%	48.6%	48.9%	58.9%
% of FP17s for the same patient ID Re-attending between 3 & 9 months - Adults	206	487	42.3%	38.3%	38.9%	50.8%
% of FP17s for Band 1 Urgent Courses	41	745	5.5%	11.1%	10.7%	9.1%
% of FP17s Relating to Free Repair or Replacements	5	745	0.7%	0.5%	0.5%	0.8%
% of FP17s Relating to Continuations	9	745	1.2%	0.5%	0.7%	0.9%
% of Patients satisfied with the dentistry they have received	1	1	N/A	86.8%	89.1%	92.5%
% of Patients satisfied with the time they had to wait for an appointment	1	1	N/A	83.1%	83.1%	87.0%

* This is based on patients treated on this contract for their most recent course of treatment. Figures in italics indicate the base number of FP17s or Patient Questionnaire responses are less than 100. N/A is shown where the base number of responses is less than 10 during the period. % is calculated as Quantity/Base number*100

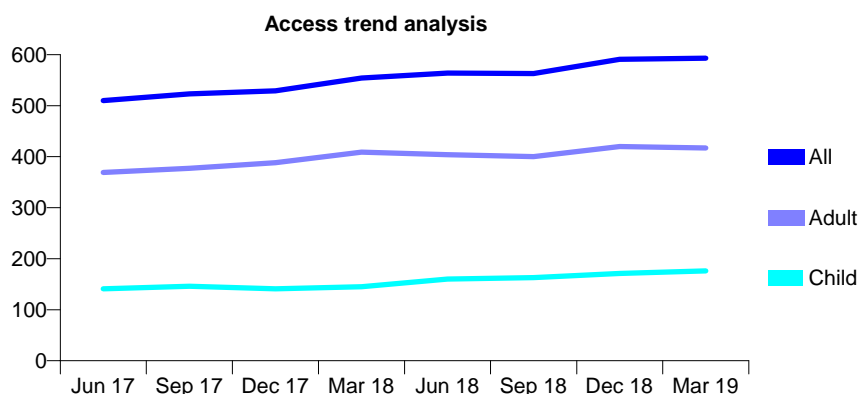
Q62 - Vital Signs At a Glance Contract Report for 941298/0001 - March 2019

Name or company name	MR K NIRMALATHASAN
Contract type name	GDS Contract
Purpose of contract	General
Contract start date	01/04/2006
Contract end date	

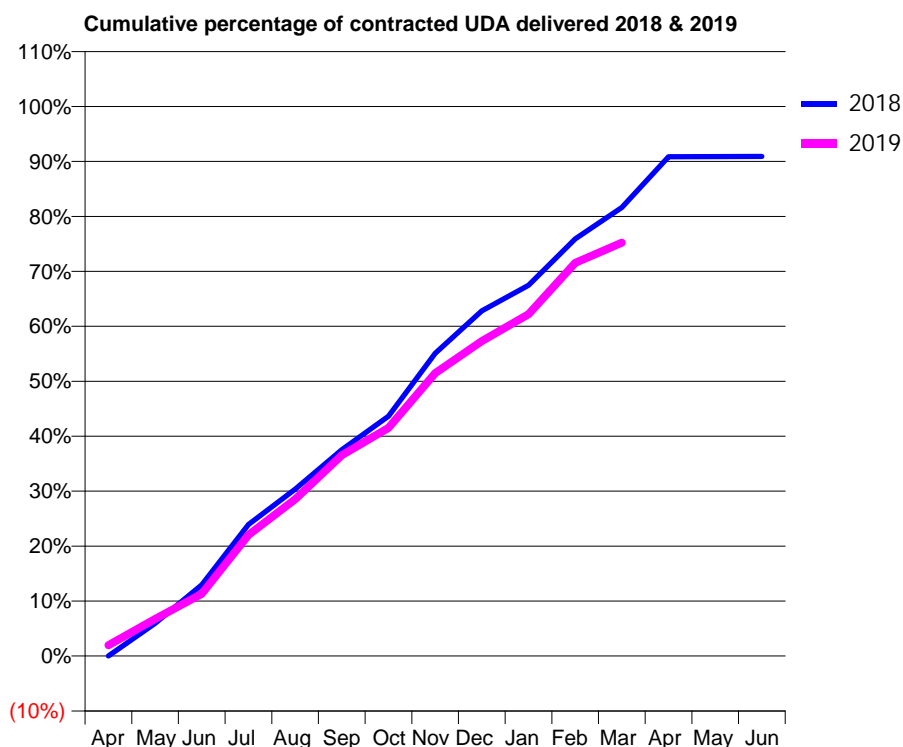
18/19 Contracted general activity (UDA)	2,381
Carry forward general activity (UDA)	0
18/19 Contracted orthodontic activity (UOA)	0
Carry forward orthodontic activity (UOA)	0
Baseline contract value	£74,893.47

ACCESS*

Patients seen in 24 months	Total	Change since previous quarter
Quarter ending March 2018	554	
Quarter ending June 2018	564	→
Quarter ending September 2018	563	→
Quarter ending December 2018	591	↑
Quarter ending March 2019	593	→
Variance since March 2018	7.0%	↑



ACTIVITY



Month	Adjusted Scheduled Activity (UDA)	
	2018	2019
April	0	47
May	142	161
June	308	270
July	570	525
August	723	679
September	893	870
October	1,039	988
November	1,312	1,226
December	1,495	1,365
January	1,607	1,481
February	1,808	1,704
March	1,943	1,791
April	2,163	
May	2,164	
June	2,165	

QUALITY

	Quantity	Base Number	Contract	AT	Region	England
% of FP17s for the same patient ID Re-attending within 3 months - Children	12	193	6.2%	10.3%	11.9%	11.8%
% of FP17s for the same patient ID Re-attending within 3 months - Adults	87	421	20.7%	16.0%	16.9%	15.7%
% of FP17s for the same patient ID Re-attending between 3 & 9 months - Children	70	193	36.3%	48.6%	48.9%	58.9%
% of FP17s for the same patient ID Re-attending between 3 & 9 months - Adults	150	421	35.6%	38.3%	38.9%	50.8%
% of FP17s for Band 1 Urgent Courses	80	570	14.0%	11.1%	10.7%	9.1%
% of FP17s Relating to Free Repair or Replacements	7	570	1.2%	0.5%	0.5%	0.8%
% of FP17s Relating to Continuations	8	570	1.4%	0.5%	0.7%	0.9%
% of Patients satisfied with the dentistry they have received	0	0	N/A	86.8%	89.1%	92.5%
% of Patients satisfied with the time they had to wait for an appointment	0	0	N/A	83.1%	83.1%	87.0%

* This is based on patients treated on this contract for their most recent course of treatment. Figures in italics indicate the base number of FP17s or Patient Questionnaire responses are less than 100. N/A is shown where the base number of responses is less than 10 during the period. % is calculated as Quantity/Base number*100

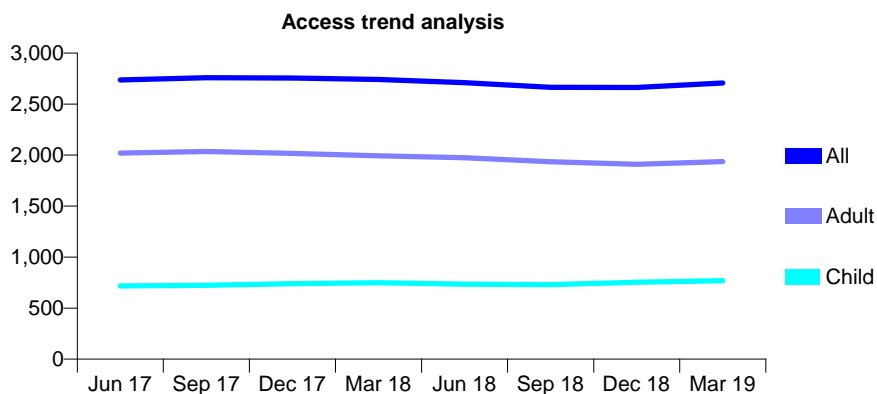
Q62 - Vital Signs At a Glance Contract Report for 942073/0001 - March 2019

Name or company name	MRS HK KALSI
Contract type name	GDS Contract
Purpose of contract	General
Contract start date	01/04/2006
Contract end date	

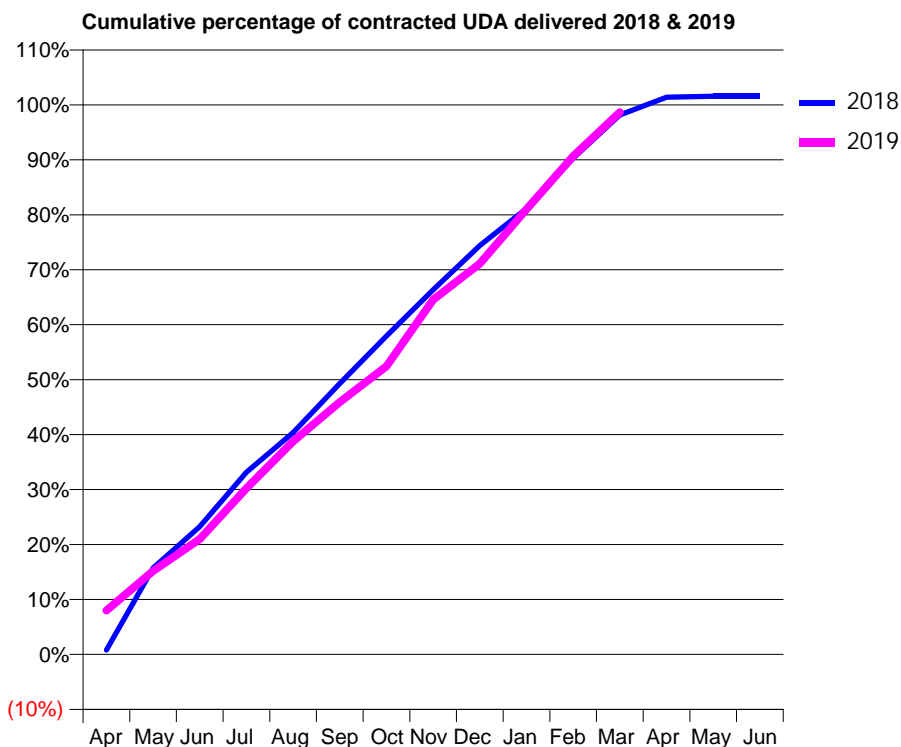
18/19 Contracted general activity (UDA)	6,347
Carry forward general activity (UDA)	-100
18/19 Contracted orthodontic activity (UOA)	0
Carry forward orthodontic activity (UOA)	0
Baseline contract value	£222,769.64

ACCESS*

Patients seen in 24 months	Total	Change since previous quarter
Quarter ending March 2018	2,742	
Quarter ending June 2018	2,709	↓
Quarter ending September 2018	2,665	↓
Quarter ending December 2018	2,663	→
Quarter ending March 2019	2,706	→
Variance since March 2018	(1.3%)	↓



ACTIVITY



Month	Adjusted Scheduled Activity (UDA)	
	2018	2019
April	51	507
May	999	963
June	1,476	1,331
July	2,105	1,920
August	2,564	2,461
September	3,129	2,913
October	3,678	3,328
November	4,211	4,098
December	4,722	4,512
January	5,152	5,142
February	5,731	5,755
March	6,230	6,261
April	6,435	
May	6,447	
June	6,447	

QUALITY

	Quantity	Base Number	Contract	AT	Region	England
% of FP17s for the same patient ID Re-attending within 3 months - Children	60	985	6.1%	10.3%	11.9%	11.8%
% of FP17s for the same patient ID Re-attending within 3 months - Adults	298	2,381	12.5%	16.0%	16.9%	15.7%
% of FP17s for the same patient ID Re-attending between 3 & 9 months - Children	503	985	51.1%	48.6%	48.9%	58.9%
% of FP17s for the same patient ID Re-attending between 3 & 9 months - Adults	1,177	2,381	49.4%	38.3%	38.9%	50.8%
% of FP17s for Band 1 Urgent Courses	254	3,274	7.8%	11.1%	10.7%	9.1%
% of FP17s Relating to Free Repair or Replacements	31	3,274	0.9%	0.5%	0.5%	0.8%
% of FP17s Relating to Continuations	12	3,274	0.4%	0.5%	0.7%	0.9%
% of Patients satisfied with the dentistry they have received	3	3	N/A	86.8%	89.1%	92.5%
% of Patients satisfied with the time they had to wait for an appointment	3	3	N/A	83.1%	83.1%	87.0%

* This is based on patients treated on this contract for their most recent course of treatment. Figures in italics indicate the base number of FP17s or Patient Questionnaire responses are less than 100. N/A is shown where the base number of responses is less than 10 during the period. % is calculated as Quantity/Base number*100

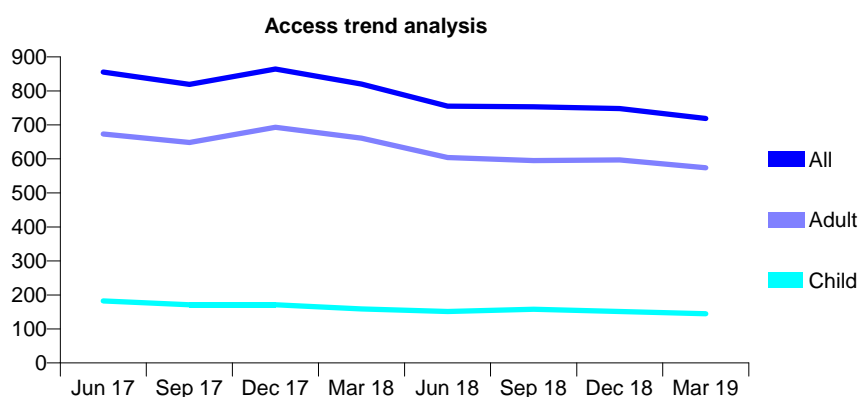
Q62 - Vital Signs At a Glance Contract Report for 943916/0001 - March 2019

Name or company name	MR DN LI TAI LEONG
Contract type name	GDS Contract
Purpose of contract	General
Contract start date	04/07/2006
Contract end date	

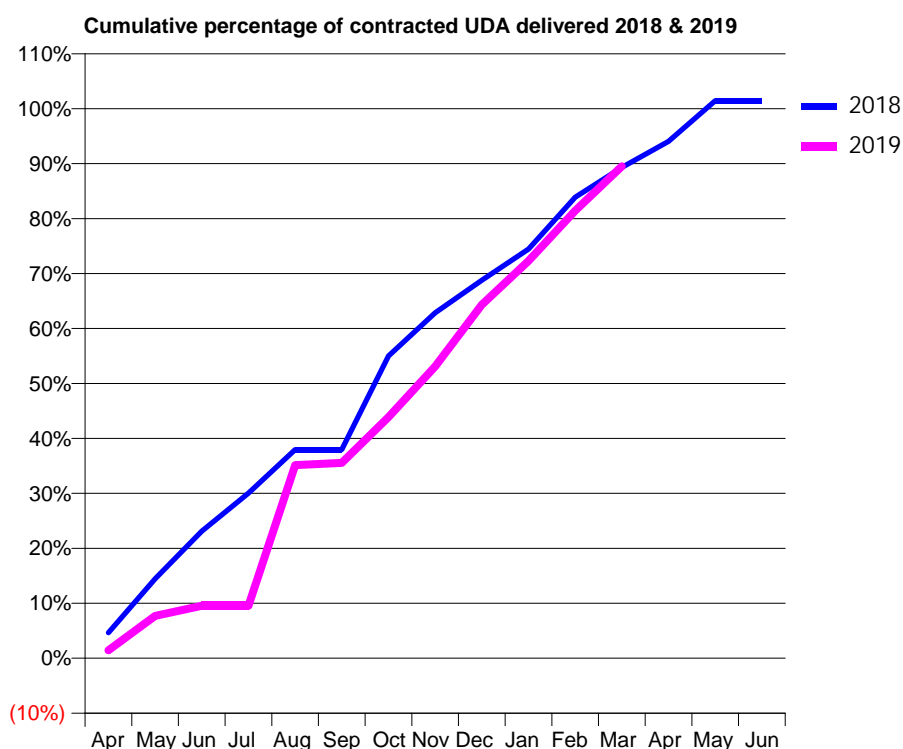
18/19 Contracted general activity (UDA)	7,406
Carry forward general activity (UDA)	-107
18/19 Contracted orthodontic activity (UOA)	0
Carry forward orthodontic activity (UOA)	0
Baseline contract value	£243,250.11

ACCESS*

Patients seen in 24 months	Total	Change since previous quarter
Quarter ending March 2018	820	
Quarter ending June 2018	755	↓
Quarter ending September 2018	753	→
Quarter ending December 2018	748	→
Quarter ending March 2019	719	↓
Variance since March 2018	(12.3%)	↓



ACTIVITY



Month	Adjusted Scheduled Activity (UDA)	
	2018	2019
April	345	107
May	1,072	571
June	1,712	708
July	2,224	708
August	2,812	2,602
September	2,812	2,632
October	4,074	3,250
November	4,656	3,933
December	5,095	4,763
January	5,515	5,355
February	6,212	6,032
March	6,614	6,629
April	6,965	
May	7,513	
June	7,513	

QUALITY

	Quantity	Base Number	Contract	AT	Region	England
% of FP17s for the same patient ID Re-attending within 3 months - Children	1	134	0.7%	10.3%	11.9%	11.8%
% of FP17s for the same patient ID Re-attending within 3 months - Adults	8	703	1.1%	16.0%	16.9%	15.7%
% of FP17s for the same patient ID Re-attending between 3 & 9 months - Children	34	134	25.4%	48.6%	48.9%	58.9%
% of FP17s for the same patient ID Re-attending between 3 & 9 months - Adults	407	703	57.9%	38.3%	38.9%	50.8%
% of FP17s for Band 1 Urgent Courses	0	750	0.0%	11.1%	10.7%	9.1%
% of FP17s Relating to Free Repair or Replacements	1	750	0.1%	0.5%	0.5%	0.8%
% of FP17s Relating to Continuations	0	750	0.0%	0.5%	0.7%	0.9%
% of Patients satisfied with the dentistry they have received	0	0	N/A	86.8%	89.1%	92.5%
% of Patients satisfied with the time they had to wait for an appointment	0	0	N/A	83.1%	83.1%	87.0%

* This is based on patients treated on this contract for their most recent course of treatment.

Figures in italics indicate the base number of FP17s or Patient Questionnaire responses are less than 100. N/A is shown where the base number of responses is less than 10 during the period. % is calculated as Quantity/Base number*100

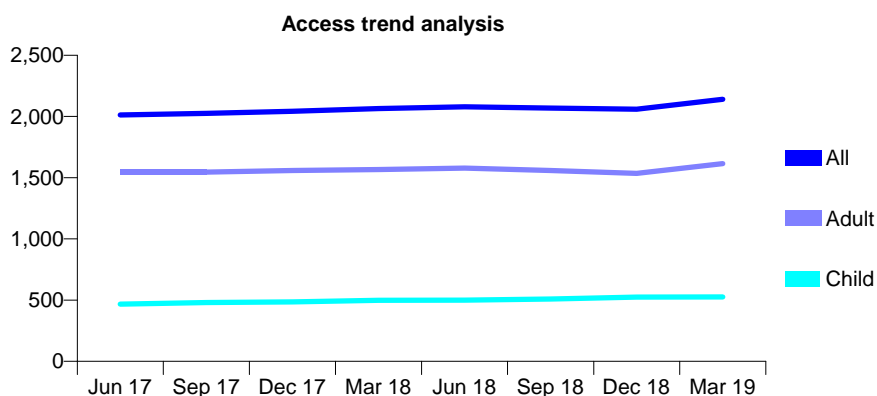
Q62 - Vital Signs At a Glance Contract Report for 944408/0001 - March 2019

Name or company name	MR A JESSA
Contract type name	GDS Contract
Purpose of contract	General
Contract start date	01/04/2006
Contract end date	

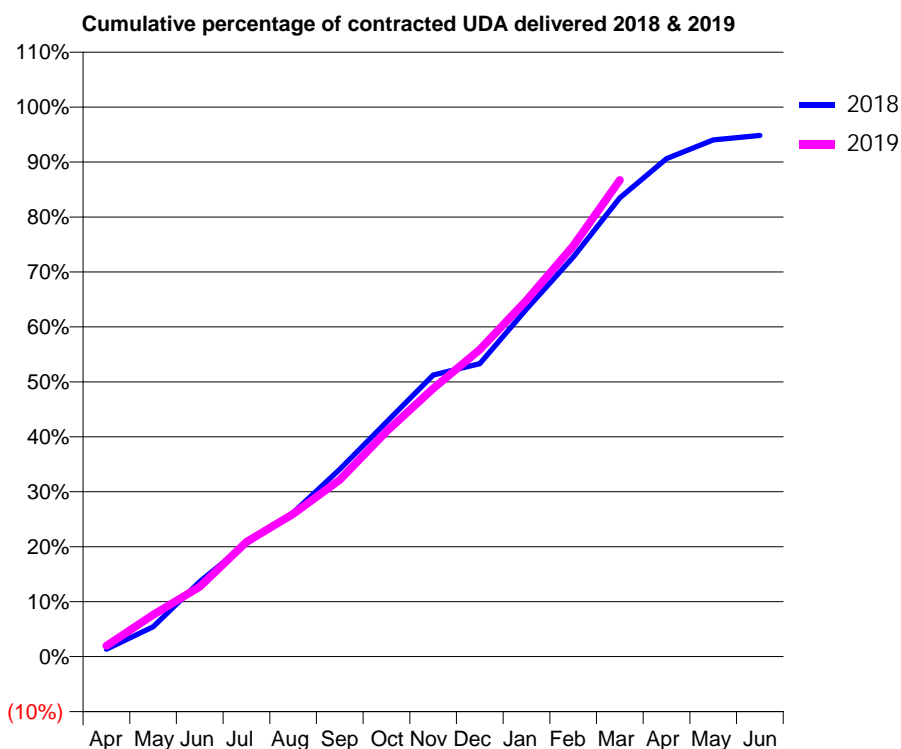
18/19 Contracted general activity (UDA)	7,897
Carry forward general activity (UDA)	0
18/19 Contracted orthodontic activity (UOA)	0
Carry forward orthodontic activity (UOA)	0
Baseline contract value	£239,908.70

ACCESS*

Patients seen in 24 months	Total	Change since previous quarter
Quarter ending March 2018	2,065	
Quarter ending June 2018	2,079	→
Quarter ending September 2018	2,068	→
Quarter ending December 2018	2,059	→
Quarter ending March 2019	2,141	↑
Variance since March 2018	3.7%	↑



ACTIVITY



Month	Adjusted Scheduled Activity (UDA)	
	2018	2019
April	108	156
May	430	602
June	1,078	1,004
July	1,625	1,648
August	2,069	2,049
September	2,691	2,540
October	3,371	3,234
November	4,046	3,853
December	4,209	4,412
January	4,994	5,119
February	5,740	5,904
March	6,592	6,848
April	7,155	
May	7,425	
June	7,491	

QUALITY

	Quantity	Base Number	Contract	AT	Region	England
% of FP17s for the same patient ID Re-attending within 3 months - Children	52	625	8.3%	10.3%	11.9%	11.8%
% of FP17s for the same patient ID Re-attending within 3 months - Adults	220	1,668	13.2%	16.0%	16.9%	15.7%
% of FP17s for the same patient ID Re-attending between 3 & 9 months - Children	286	625	45.8%	48.6%	48.9%	58.9%
% of FP17s for the same patient ID Re-attending between 3 & 9 months - Adults	588	1,668	35.3%	38.3%	38.9%	50.8%
% of FP17s for Band 1 Urgent Courses	185	2,140	8.6%	11.1%	10.7%	9.1%
% of FP17s Relating to Free Repair or Replacements	8	2,140	0.4%	0.5%	0.5%	0.8%
% of FP17s Relating to Continuations	4	2,140	0.2%	0.5%	0.7%	0.9%
% of Patients satisfied with the dentistry they have received	0	0	N/A	86.8%	89.1%	92.5%
% of Patients satisfied with the time they had to wait for an appointment	0	0	N/A	83.1%	83.1%	87.0%

* This is based on patients treated on this contract for their most recent course of treatment. Figures in italics indicate the base number of FP17s or Patient Questionnaire responses are less than 100. N/A is shown where the base number of responses is less than 10 during the period. % is calculated as Quantity/Base number*100

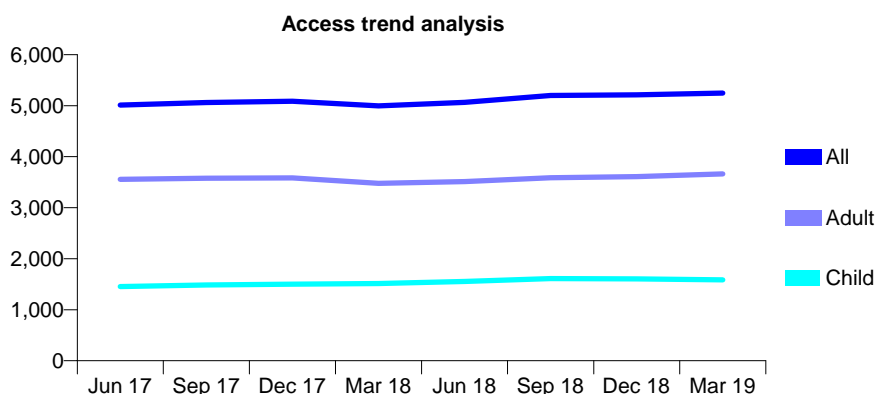
Q62 - Vital Signs At a Glance Contract Report for 944408/0003 - March 2019

Name or company name	MR A JESSA
Contract type name	GDS Contract
Purpose of contract	General
Contract start date	01/04/2011
Contract end date	

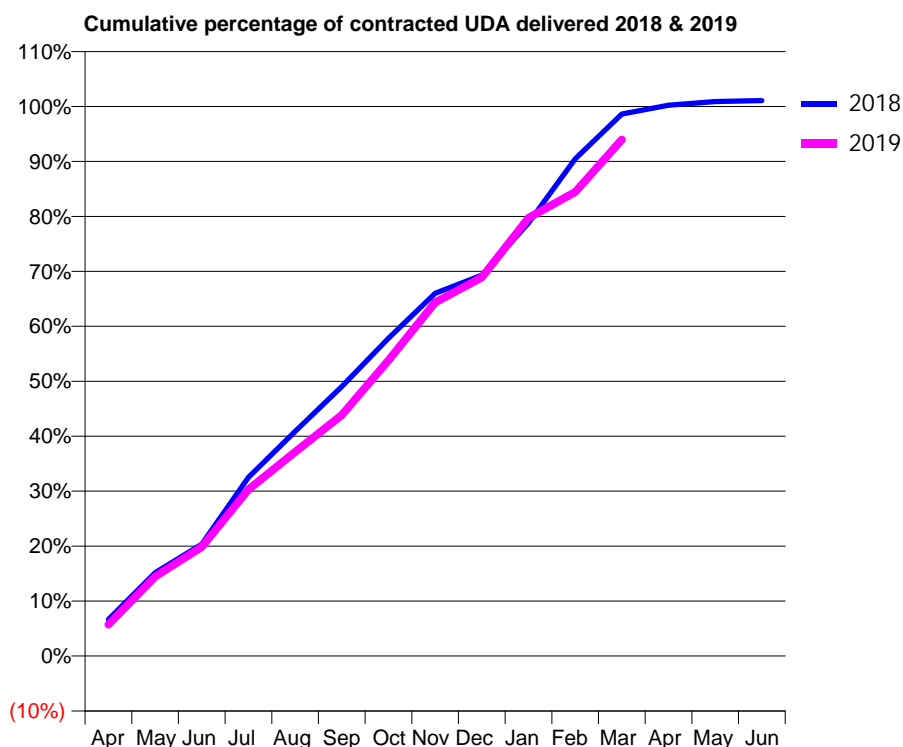
18/19 Contracted general activity (UDA)	18,263
Carry forward general activity (UDA)	-192
18/19 Contracted orthodontic activity (UOA)	0
Carry forward orthodontic activity (UOA)	0
Baseline contract value	£530,658.19

ACCESS*

Patients seen in 24 months	Total	Change since previous quarter
Quarter ending March 2018	4,995	
Quarter ending June 2018	5,066	→
Quarter ending September 2018	5,200	↑
Quarter ending December 2018	5,213	→
Quarter ending March 2019	5,248	→
Variance since March 2018	5.1%	↑



ACTIVITY



Month	Adjusted Scheduled Activity (UDA)	
	2018	2019
April	1,216	1,050
May	2,766	2,645
June	3,715	3,623
July	5,939	5,533
August	7,468	6,783
September	8,955	8,008
October	10,557	9,830
November	12,057	11,749
December	12,653	12,582
January	14,390	14,563
February	16,520	15,419
March	18,014	17,160
April	18,303	
May	18,426	
June	18,455	

QUALITY

	Quantity	Base Number	Contract	AT	Region	England
% of FP17s for the same patient ID Re-attending within 3 months - Children	128	2,091	6.1%	10.3%	11.9%	11.8%
% of FP17s for the same patient ID Re-attending within 3 months - Adults	378	3,790	10.0%	16.0%	16.9%	15.7%
% of FP17s for the same patient ID Re-attending between 3 & 9 months - Children	937	2,091	44.8%	48.6%	48.9%	58.9%
% of FP17s for the same patient ID Re-attending between 3 & 9 months - Adults	1,237	3,790	32.6%	38.3%	38.9%	50.8%
% of FP17s for Band 1 Urgent Courses	349	5,674	6.2%	11.1%	10.7%	9.1%
% of FP17s Relating to Free Repair or Replacements	61	5,674	1.1%	0.5%	0.5%	0.8%
% of FP17s Relating to Continuations	32	5,674	0.6%	0.5%	0.7%	0.9%
% of Patients satisfied with the dentistry they have received	1	1	N/A	86.8%	89.1%	92.5%
% of Patients satisfied with the time they had to wait for an appointment	1	1	N/A	83.1%	83.1%	87.0%

* This is based on patients treated on this contract for their most recent course of treatment. Figures in italics indicate the base number of FP17s or Patient Questionnaire responses are less than 100. N/A is shown where the base number of responses is less than 10 during the period. % is calculated as Quantity/Base number*100

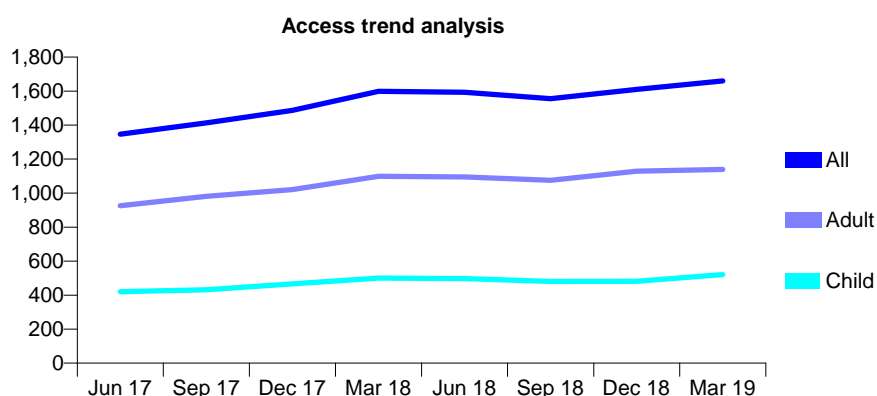
Q62 - Vital Signs At a Glance Contract Report for 944408/0005 - March 2019

Name or company name	MR A JESSA
Contract type name	GDS Contract
Purpose of contract	General
Contract start date	01/04/2015
Contract end date	

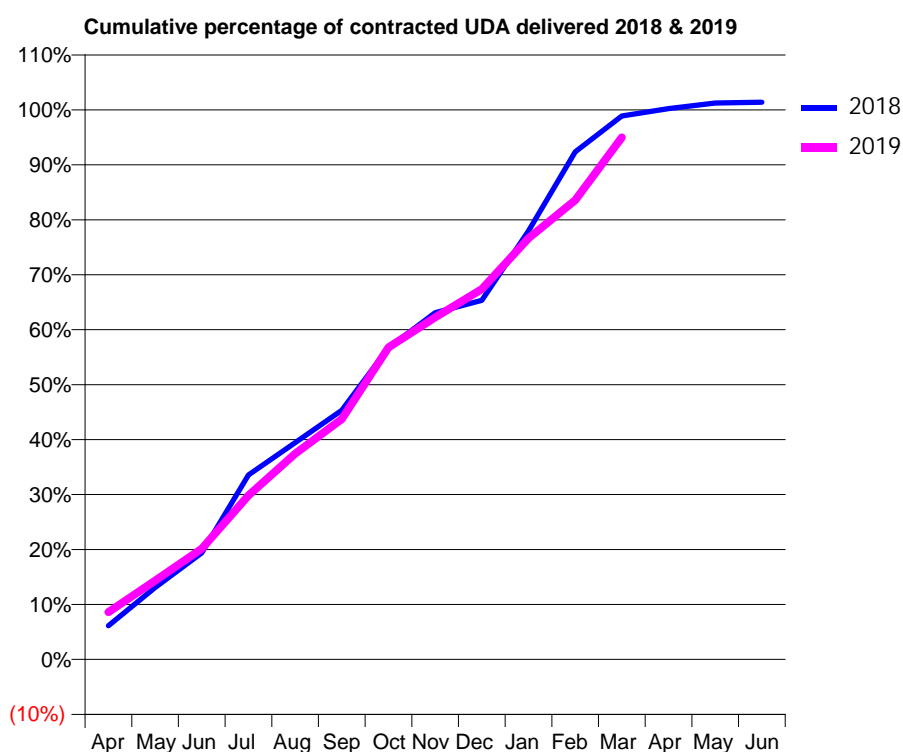
18/19 Contracted general activity (UDA)	5,000
Carry forward general activity (UDA)	-69
18/19 Contracted orthodontic activity (UOA)	0
Carry forward orthodontic activity (UOA)	0
Baseline contract value	£114,775.72

ACCESS*

Patients seen in 24 months	Total	Change since previous quarter
Quarter ending March 2018	1,599	
Quarter ending June 2018	1,593	→
Quarter ending September 2018	1,556	↓
Quarter ending December 2018	1,610	↑
Quarter ending March 2019	1,660	↑
Variance since March 2018	3.8%	↑



ACTIVITY



Month	2018	2019
April	306	430
May	654	718
June	968	1,007
July	1,679	1,492
August	1,972	1,871
September	2,266	2,187
October	2,836	2,838
November	3,154	3,113
December	3,267	3,369
January	3,899	3,832
February	4,619	4,178
March	4,943	4,749
April	5,011	
May	5,062	
June	5,069	

QUALITY

	Quantity	Base Number	Contract	AT	Region	England
% of FP17s for the same patient ID Re-attending within 3 months - Children	23	591	3.9%	10.3%	11.9%	11.8%
% of FP17s for the same patient ID Re-attending within 3 months - Adults	60	1,099	5.5%	16.0%	16.9%	15.7%
% of FP17s for the same patient ID Re-attending between 3 & 9 months - Children	183	591	31.0%	48.6%	48.9%	58.9%
% of FP17s for the same patient ID Re-attending between 3 & 9 months - Adults	259	1,099	23.6%	38.3%	38.9%	50.8%
% of FP17s for Band 1 Urgent Courses	79	1,642	4.8%	11.1%	10.7%	9.1%
% of FP17s Relating to Free Repair or Replacements	10	1,642	0.6%	0.5%	0.5%	0.8%
% of FP17s Relating to Continuations	5	1,642	0.3%	0.5%	0.7%	0.9%
% of Patients satisfied with the dentistry they have received	2	2	N/A	86.8%	89.1%	92.5%
% of Patients satisfied with the time they had to wait for an appointment	2	2	N/A	83.1%	83.1%	87.0%

* This is based on patients treated on this contract for their most recent course of treatment. Figures in italics indicate the base number of FP17s or Patient Questionnaire responses are less than 100. N/A is shown where the base number of responses is less than 10 during the period. % is calculated as Quantity/Base number*100

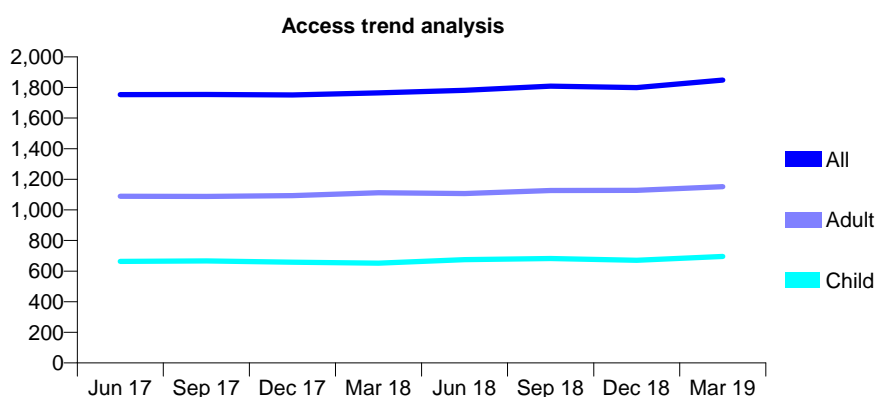
Q62 - Vital Signs At a Glance Contract Report for 949329/0001 - March 2019

Name or company name	MISS H KHALIQ
Contract type name	GDS Contract
Purpose of contract	General
Contract start date	01/04/2006
Contract end date	

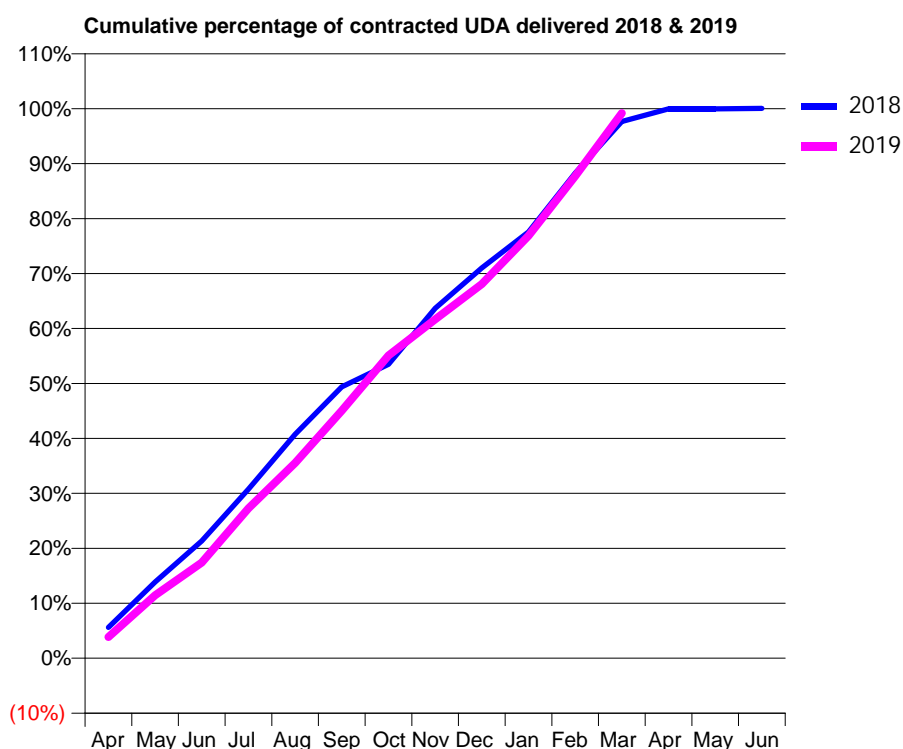
18/19 Contracted general activity (UDA)	2,999
Carry forward general activity (UDA)	-1
18/19 Contracted orthodontic activity (UOA)	0
Carry forward orthodontic activity (UOA)	0
Baseline contract value	£84,599.45

ACCESS*

Patients seen in 24 months	Total	Change since previous quarter
Quarter ending March 2018	1,764	
Quarter ending June 2018	1,782	→
Quarter ending September 2018	1,809	→
Quarter ending December 2018	1,799	→
Quarter ending March 2019	1,848	↑
Variance since March 2018	4.8%	↑



ACTIVITY



Month	2018	2019
April	168	116
May	417	344
June	640	522
July	923	818
August	1,222	1,066
September	1,481	1,351
October	1,604	1,652
November	1,910	1,850
December	2,130	2,042
January	2,326	2,305
February	2,648	2,631
March	2,929	2,974
April	2,998	
May	2,998	
June	3,000	

QUALITY

	Quantity	Base Number	Contract	AT	Region	England
% of FP17s for the same patient ID Re-attending within 3 months - Children	28	995	2.8%	10.3%	11.9%	11.8%
% of FP17s for the same patient ID Re-attending within 3 months - Adults	55	1,172	4.7%	16.0%	16.9%	15.7%
% of FP17s for the same patient ID Re-attending between 3 & 9 months - Children	571	995	57.4%	48.6%	48.9%	58.9%
% of FP17s for the same patient ID Re-attending between 3 & 9 months - Adults	527	1,172	45.0%	38.3%	38.9%	50.8%
% of FP17s for Band 1 Urgent Courses	54	2,117	2.6%	11.1%	10.7%	9.1%
% of FP17s Relating to Free Repair or Replacements	0	2,117	0.0%	0.5%	0.5%	0.8%
% of FP17s Relating to Continuations	10	2,117	0.5%	0.5%	0.7%	0.9%
% of Patients satisfied with the dentistry they have received	0	0	N/A	86.8%	89.1%	92.5%
% of Patients satisfied with the time they had to wait for an appointment	0	0	N/A	83.1%	83.1%	87.0%

* This is based on patients treated on this contract for their most recent course of treatment.

Figures in italics indicate the base number of FP17s or Patient Questionnaire responses are less than 100. N/A is shown where the base number of responses is less than 10 during the period. % is calculated as Quantity/Base number*100

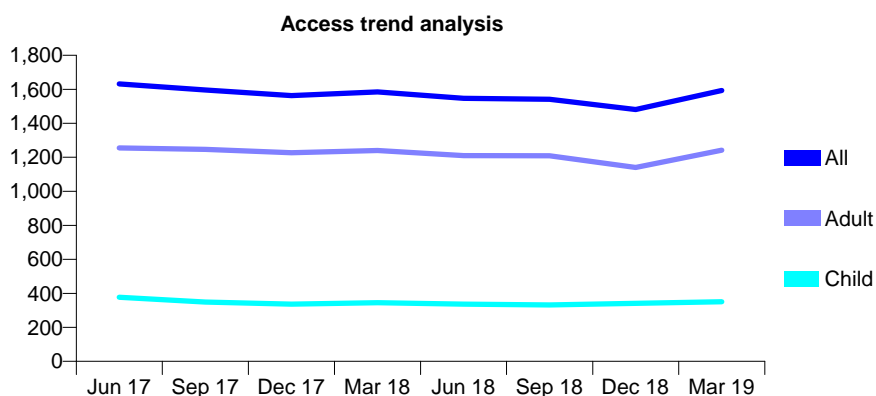
Q62 - Vital Signs At a Glance Contract Report for 951196/0001 - March 2019

Name or company name	Cornerstone Dental Practice
Contract type name	GDS Contract
Purpose of contract	General
Contract start date	01/04/2006
Contract end date	

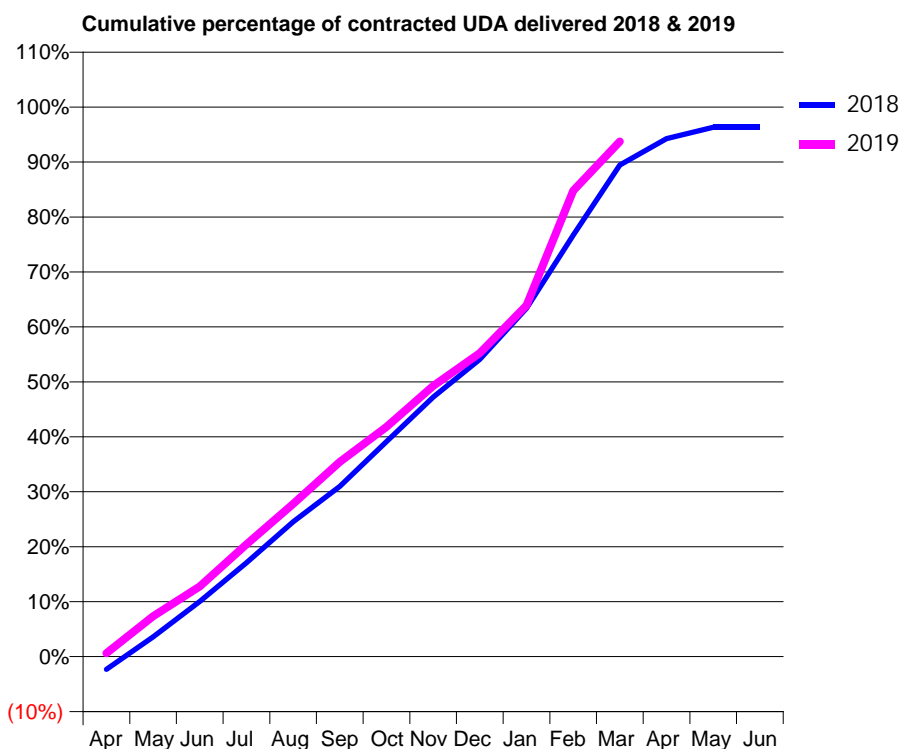
18/19 Contracted general activity (UDA)	6,243
Carry forward general activity (UDA)	229
18/19 Contracted orthodontic activity (UOA)	0
Carry forward orthodontic activity (UOA)	0
Baseline contract value	£200,894.35

ACCESS*

Patients seen in 24 months	Total	Change since previous quarter
Quarter ending March 2018	1,585	
Quarter ending June 2018	1,547	↓
Quarter ending September 2018	1,541	→
Quarter ending December 2018	1,481	↓
Quarter ending March 2019	1,593	↑
Variance since March 2018	0.5%	→



ACTIVITY



Month	Adjusted Scheduled Activity (UDA)	
	2018	2019
April	-146	38
May	224	460
June	626	798
July	1,065	1,276
August	1,532	1,735
September	1,934	2,211
October	2,442	2,609
November	2,948	3,077
December	3,377	3,447
January	3,957	3,990
February	4,788	5,294
March	5,583	5,852
April	5,883	
May	6,014	
June	6,014	

QUALITY

	Quantity	Base Number	Contract	AT	Region	England
% of FP17s for the same patient ID Re-attending within 3 months - Children	15	421	3.6%	10.3%	11.9%	11.8%
% of FP17s for the same patient ID Re-attending within 3 months - Adults	148	1,337	11.1%	16.0%	16.9%	15.7%
% of FP17s for the same patient ID Re-attending between 3 & 9 months - Children	170	421	40.4%	48.6%	48.9%	58.9%
% of FP17s for the same patient ID Re-attending between 3 & 9 months - Adults	484	1,337	36.2%	38.3%	38.9%	50.8%
% of FP17s for Band 1 Urgent Courses	40	1,656	2.4%	11.1%	10.7%	9.1%
% of FP17s Relating to Free Repair or Replacements	0	1,656	0.0%	0.5%	0.5%	0.8%
% of FP17s Relating to Continuations	0	1,656	0.0%	0.5%	0.7%	0.9%
% of Patients satisfied with the dentistry they have received	0	0	N/A	86.8%	89.1%	92.5%
% of Patients satisfied with the time they had to wait for an appointment	0	0	N/A	83.1%	83.1%	87.0%

* This is based on patients treated on this contract for their most recent course of treatment. Figures in italics indicate the base number of FP17s or Patient Questionnaire responses are less than 100. N/A is shown where the base number of responses is less than 10 during the period. % is calculated as Quantity/Base number*100

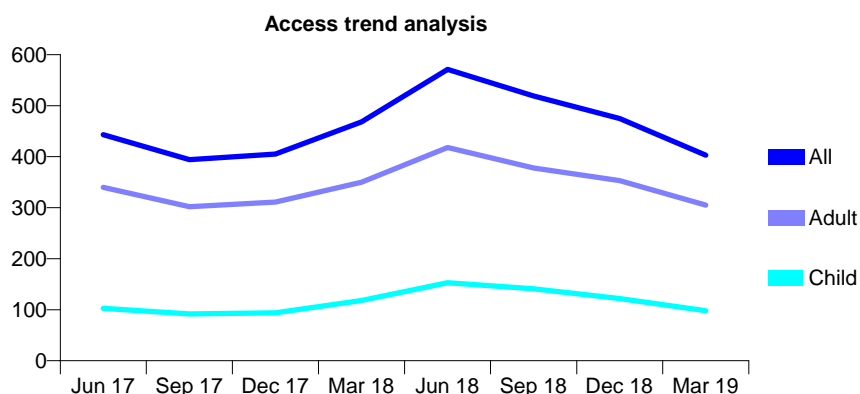
Q62 - Vital Signs At a Glance Contract Report for 960837/0003 - March 2019

Name or company name	MISS A VAZIR
Contract type name	GDS Contract
Purpose of contract	General
Contract start date	01/05/2013
Contract end date	

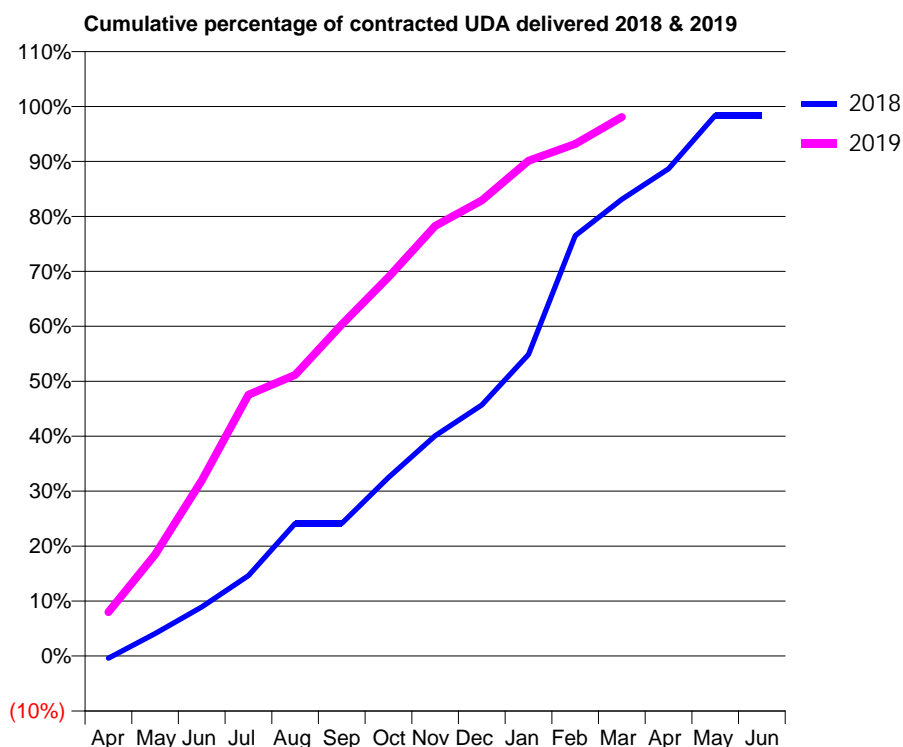
18/19 Contracted general activity (UDA)	2,000
Carry forward general activity (UDA)	32
18/19 Contracted orthodontic activity (UOA)	0
Carry forward orthodontic activity (UOA)	0
Baseline contract value	£54,436.48

ACCESS*

Patients seen in 24 months	Total	Change since previous quarter
Quarter ending March 2018	468	
Quarter ending June 2018	571	↑
Quarter ending September 2018	519	↓
Quarter ending December 2018	475	↓
Quarter ending March 2019	403	↓
Variance since March 2018	(13.9%)	↓



ACTIVITY



Month	Adjusted Scheduled Activity (UDA)	
	2018	2019
April	-8	160
May	82	369
June	179	639
July	293	951
August	483	1,023
September	483	1,207
October	650	1,379
November	802	1,566
December	914	1,658
January	1,098	1,802
February	1,529	1,864
March	1,662	1,962
April	1,773	
May	1,968	
June	1,968	

QUALITY

	Quantity	Base Number	Contract	AT	Region	England
% of FP17s for the same patient ID Re-attending within 3 months - Children	10	160	6.3%	10.3%	11.9%	11.8%
% of FP17s for the same patient ID Re-attending within 3 months - Adults	29	368	7.9%	16.0%	16.9%	15.7%
% of FP17s for the same patient ID Re-attending between 3 & 9 months - Children	38	160	23.8%	48.6%	48.9%	58.9%
% of FP17s for the same patient ID Re-attending between 3 & 9 months - Adults	55	368	14.9%	38.3%	38.9%	50.8%
% of FP17s for Band 1 Urgent Courses	33	476	6.9%	11.1%	10.7%	9.1%
% of FP17s Relating to Free Repair or Replacements	1	476	0.2%	0.5%	0.5%	0.8%
% of FP17s Relating to Continuations	1	476	0.2%	0.5%	0.7%	0.9%
% of Patients satisfied with the dentistry they have received	1	1	N/A	86.8%	89.1%	92.5%
% of Patients satisfied with the time they had to wait for an appointment	1	1	N/A	83.1%	83.1%	87.0%

* This is based on patients treated on this contract for their most recent course of treatment. Figures in italics indicate the base number of FP17s or Patient Questionnaire responses are less than 100. N/A is shown where the base number of responses is less than 10 during the period. % is calculated as Quantity/Base number*100

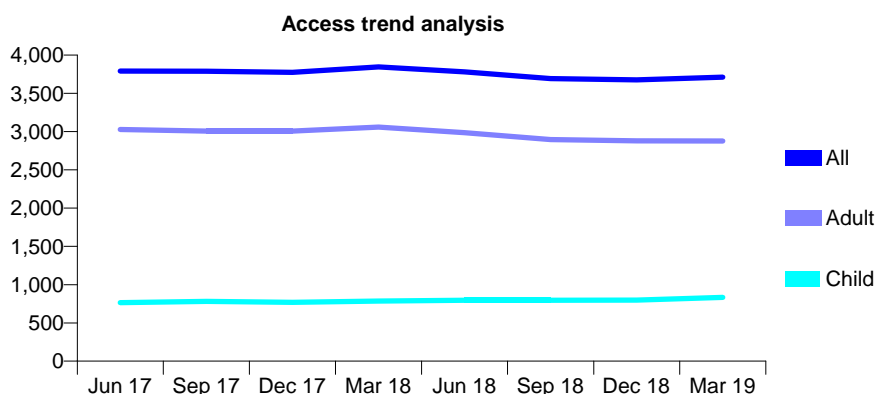
Q62 - Vital Signs At a Glance Contract Report for 961256/0001 - March 2019

Name or company name	Archna Patel and Rajesh Kylahsum
Contract type name	GDS Contract
Purpose of contract	General
Contract start date	01/01/2012
Contract end date	

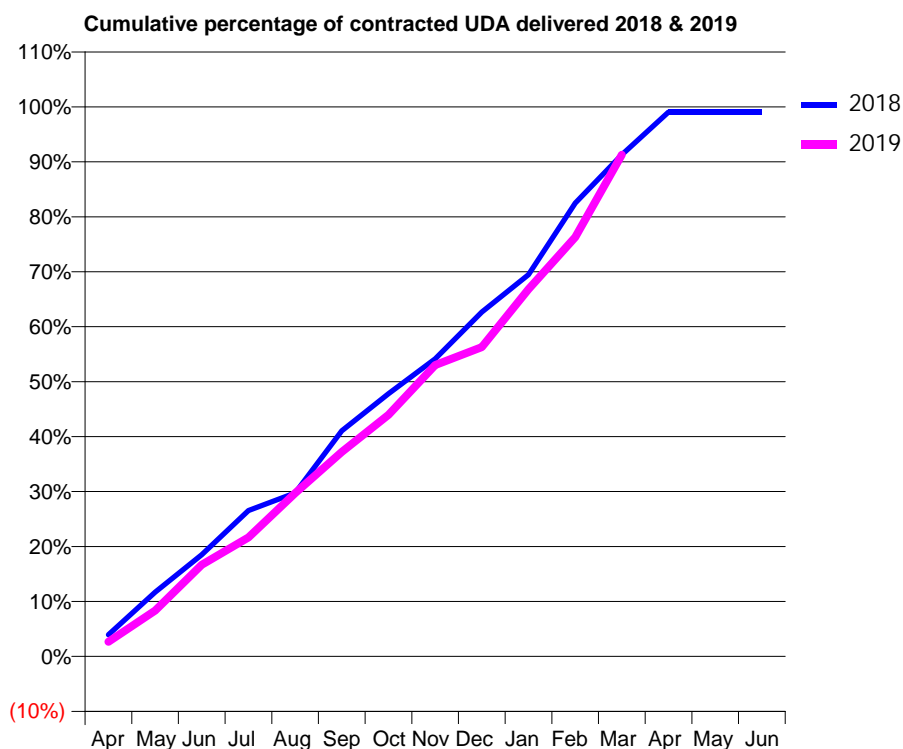
18/19 Contracted general activity (UDA)	9,749
Carry forward general activity (UDA)	90
18/19 Contracted orthodontic activity (UOA)	0
Carry forward orthodontic activity (UOA)	0
Baseline contract value	£278,860.62

ACCESS*

Patients seen in 24 months	Total	Change since previous quarter
Quarter ending March 2018	3,845	
Quarter ending June 2018	3,780	↓
Quarter ending September 2018	3,692	↓
Quarter ending December 2018	3,676	→
Quarter ending March 2019	3,711	→
Variance since March 2018	(3.5%)	↓



ACTIVITY



Month	2018	2019
April	386	263
May	1,140	814
June	1,804	1,626
July	2,587	2,113
August	2,901	2,897
September	4,003	3,628
October	4,659	4,285
November	5,279	5,168
December	6,109	5,488
January	6,771	6,513
February	8,043	7,438
March	8,900	8,900
April	9,655	
May	9,659	
June	9,659	

QUALITY

	Quantity	Base Number	Contract	AT	Region	England
% of FP17s for the same patient ID Re-attending within 3 months - Children	92	1,243	7.4%	10.3%	11.9%	11.8%
% of FP17s for the same patient ID Re-attending within 3 months - Adults	485	3,486	13.9%	16.0%	16.9%	15.7%
% of FP17s for the same patient ID Re-attending between 3 & 9 months - Children	726	1,243	58.4%	48.6%	48.9%	58.9%
% of FP17s for the same patient ID Re-attending between 3 & 9 months - Adults	1,704	3,486	48.9%	38.3%	38.9%	50.8%
% of FP17s for Band 1 Urgent Courses	319	4,168	7.7%	11.1%	10.7%	9.1%
% of FP17s Relating to Free Repair or Replacements	10	4,168	0.2%	0.5%	0.5%	0.8%
% of FP17s Relating to Continuations	15	4,168	0.4%	0.5%	0.7%	0.9%
% of Patients satisfied with the dentistry they have received	0	0	N/A	86.8%	89.1%	92.5%
% of Patients satisfied with the time they had to wait for an appointment	0	0	N/A	83.1%	83.1%	87.0%

* This is based on patients treated on this contract for their most recent course of treatment.

Figures in italics indicate the base number of FP17s or Patient Questionnaire responses are less than 100. N/A is shown where the base number of responses is less than 10 during the period. % is calculated as Quantity/Base number*100

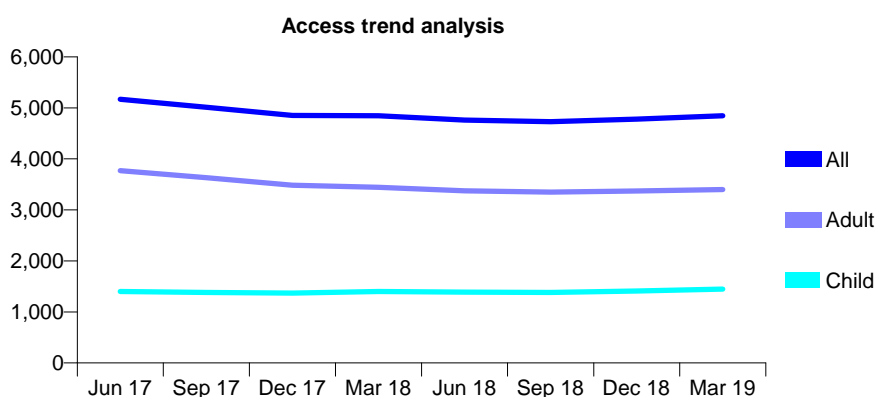
Q62 - Vital Signs At a Glance Contract Report for 963895/0001 - March 2019

Name or company name	MR SK MAKHIJANI
Contract type name	GDS Contract
Purpose of contract	General
Contract start date	01/04/2006
Contract end date	

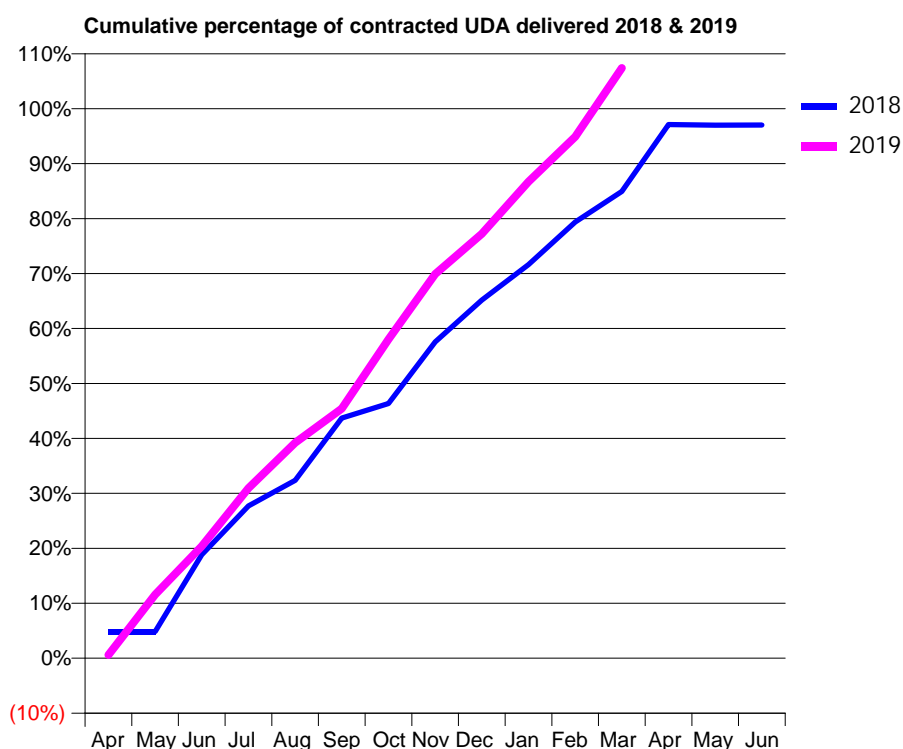
18/19 Contracted general activity (UDA)	9,654
Carry forward general activity (UDA)	289
18/19 Contracted orthodontic activity (UOA)	0
Carry forward orthodontic activity (UOA)	0
Baseline contract value	£240,246.88

ACCESS*

Patients seen in 24 months	Total	Change since previous quarter
Quarter ending March 2018	4,845	
Quarter ending June 2018	4,761	↓
Quarter ending September 2018	4,732	→
Quarter ending December 2018	4,780	→
Quarter ending March 2019	4,847	→
Variance since March 2018	0.0%	→



ACTIVITY



Month	Adjusted Scheduled Activity (UDA)	
	2018	2019
April	470	58
May	470	1,118
June	1,816	1,966
July	2,674	2,988
August	3,126	3,786
September	4,217	4,384
October	4,474	5,603
November	5,557	6,749
December	6,291	7,455
January	6,914	8,371
February	7,663	9,161
March	8,198	10,367
April	9,374	
May	9,362	
June	9,365	

QUALITY

	Quantity	Base Number	Contract	AT	Region	England
% of FP17s for the same patient ID Re-attending within 3 months - Children	131	1,886	6.9%	10.3%	11.9%	11.8%
% of FP17s for the same patient ID Re-attending within 3 months - Adults	485	4,005	12.1%	16.0%	16.9%	15.7%
% of FP17s for the same patient ID Re-attending between 3 & 9 months - Children	695	1,886	36.9%	48.6%	48.9%	58.9%
% of FP17s for the same patient ID Re-attending between 3 & 9 months - Adults	1,553	4,005	38.8%	38.3%	38.9%	50.8%
% of FP17s for Band 1 Urgent Courses	493	5,369	9.2%	11.1%	10.7%	9.1%
% of FP17s Relating to Free Repair or Replacements	20	5,369	0.4%	0.5%	0.5%	0.8%
% of FP17s Relating to Continuations	13	5,369	0.2%	0.5%	0.7%	0.9%
% of Patients satisfied with the dentistry they have received	3	3	N/A	86.8%	89.1%	92.5%
% of Patients satisfied with the time they had to wait for an appointment	3	3	N/A	83.1%	83.1%	87.0%

* This is based on patients treated on this contract for their most recent course of treatment.

Figures in italics indicate the base number of FP17s or Patient Questionnaire responses are less than 100. N/A is shown where the base number of responses is less than 10 during the period. % is calculated as Quantity/Base number*100

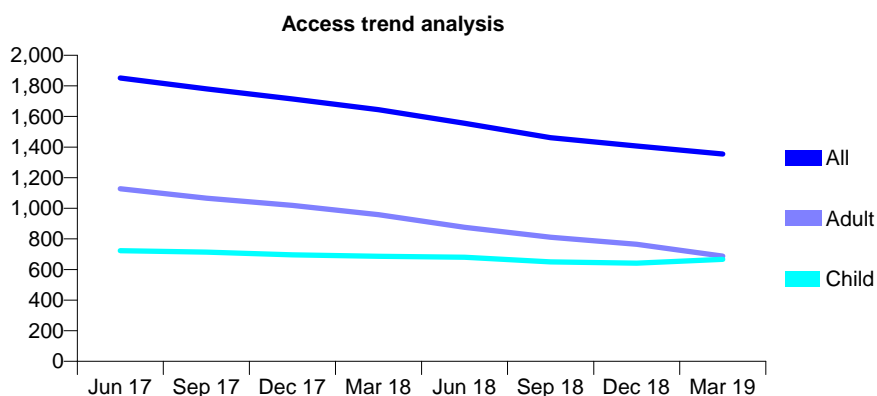
Q62 - Vital Signs At a Glance Contract Report for 967548/0001 - March 2019

Name or company name	Mr Ali J Abulhab
Contract type name	GDS Contract
Purpose of contract	General
Contract start date	01/12/2008
Contract end date	

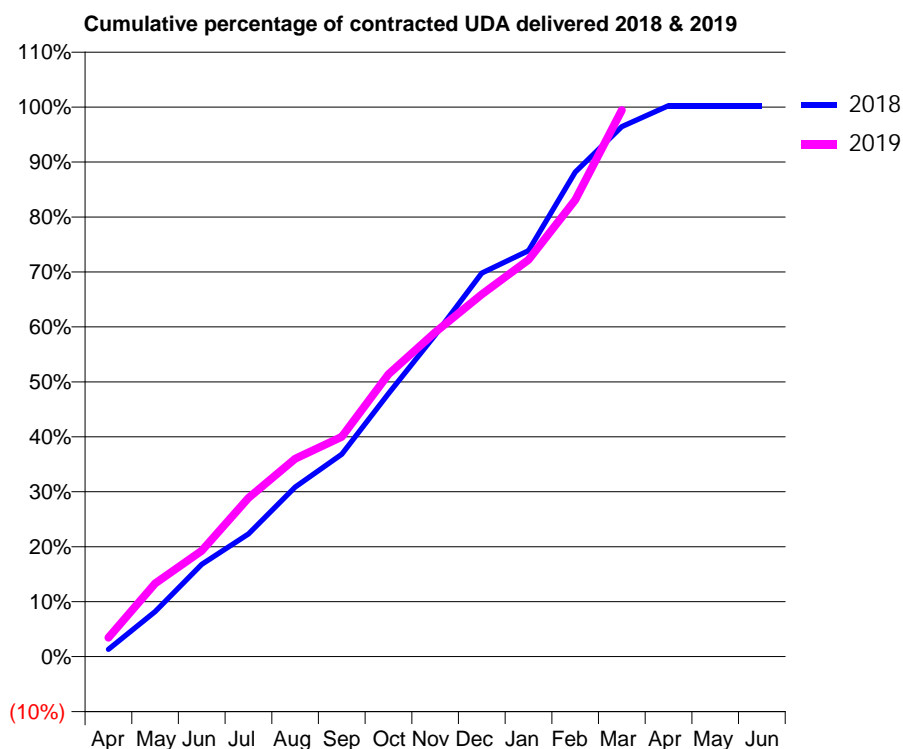
18/19 Contracted general activity (UDA)	5,500
Carry forward general activity (UDA)	-14
18/19 Contracted orthodontic activity (UOA)	0
Carry forward orthodontic activity (UOA)	0
Baseline contract value	£139,952.57

ACCESS*

Patients seen in 24 months	Total	Change since previous quarter
Quarter ending March 2018	1,644	
Quarter ending June 2018	1,555	↓
Quarter ending September 2018	1,461	↓
Quarter ending December 2018	1,407	↓
Quarter ending March 2019	1,355	↓
Variance since March 2018	(17.6%)	↓



ACTIVITY



Month	Adjusted Scheduled Activity (UDA)	
	2018	2019
April	73	190
May	452	734
June	923	1,061
July	1,227	1,587
August	1,698	1,982
September	2,026	2,201
October	2,633	2,826
November	3,218	3,245
December	3,839	3,626
January	4,063	3,972
February	4,850	4,570
March	5,305	5,469
April	5,514	
May	5,514	
June	5,514	

QUALITY

	Quantity	Base Number	Contract	AT	Region	England
% of FP17s for the same patient ID Re-attending within 3 months - Children	109	932	11.7%	10.3%	11.9%	11.8%
% of FP17s for the same patient ID Re-attending within 3 months - Adults	153	646	23.7%	16.0%	16.9%	15.7%
% of FP17s for the same patient ID Re-attending between 3 & 9 months - Children	465	932	49.9%	48.6%	48.9%	58.9%
% of FP17s for the same patient ID Re-attending between 3 & 9 months - Adults	195	646	30.2%	38.3%	38.9%	50.8%
% of FP17s for Band 1 Urgent Courses	79	1,520	5.2%	11.1%	10.7%	9.1%
% of FP17s Relating to Free Repair or Replacements	1	1,520	0.1%	0.5%	0.5%	0.8%
% of FP17s Relating to Continuations	0	1,520	0.0%	0.5%	0.7%	0.9%
% of Patients satisfied with the dentistry they have received	0	0	N/A	86.8%	89.1%	92.5%
% of Patients satisfied with the time they had to wait for an appointment	0	0	N/A	83.1%	83.1%	87.0%

* This is based on patients treated on this contract for their most recent course of treatment. Figures in italics indicate the base number of FP17s or Patient Questionnaire responses are less than 100. N/A is shown where the base number of responses is less than 10 during the period. % is calculated as Quantity/Base number*100

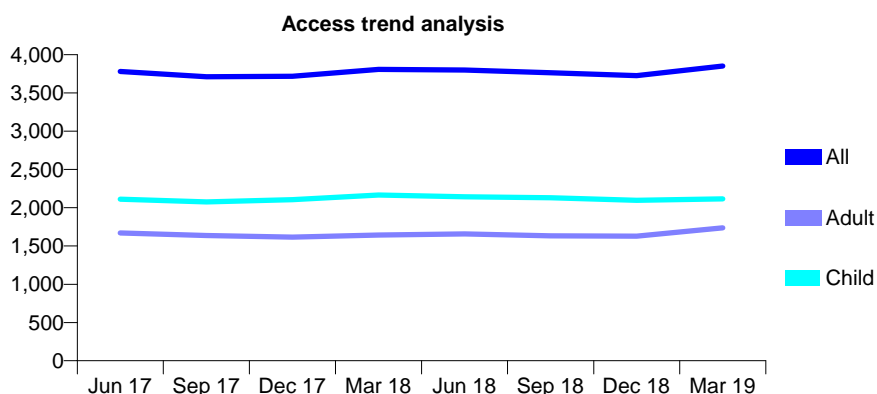
Q62 - Vital Signs At a Glance Contract Report for 979414/0003 - March 2019

Name or company name	MR SS GHALLEY
Contract type name	GDS Contract
Purpose of contract	General
Contract start date	01/04/2006
Contract end date	

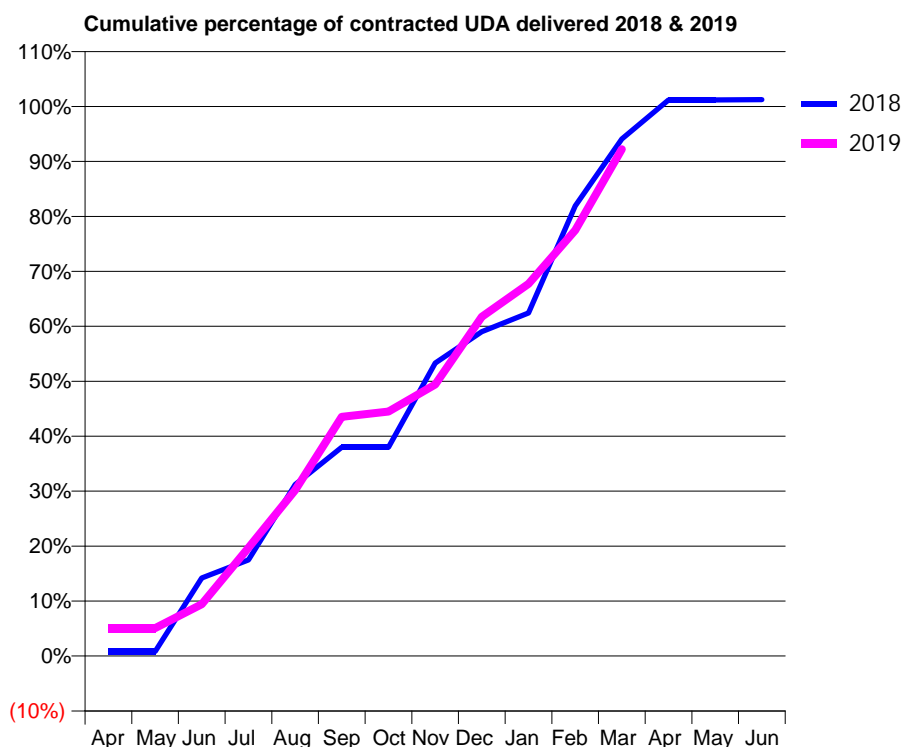
18/19 Contracted general activity (UDA)	13,002
Carry forward general activity (UDA)	-159
18/19 Contracted orthodontic activity (UOA)	0
Carry forward orthodontic activity (UOA)	0
Baseline contract value	£435,600.35

ACCESS*

Patients seen in 24 months	Total	Change since previous quarter
Quarter ending March 2018	3,808	
Quarter ending June 2018	3,799	→
Quarter ending September 2018	3,763	→
Quarter ending December 2018	3,725	↓
Quarter ending March 2019	3,851	↑
Variance since March 2018	1.1%	→



ACTIVITY



Month	Adjusted Scheduled Activity (UDA)	
	2018	2019
April	110	661
May	110	661
June	1,847	1,225
July	2,272	2,561
August	4,055	3,922
September	4,940	5,660
October	4,940	5,786
November	6,929	6,421
December	7,673	8,025
January	8,118	8,805
February	10,651	10,073
March	12,230	11,989
April	13,157	
May	13,157	
June	13,161	

QUALITY

	Quantity	Base Number	Contract	AT	Region	England
% of FP17s for the same patient ID Re-attending within 3 months - Children	193	2,574	7.5%	10.3%	11.9%	11.8%
% of FP17s for the same patient ID Re-attending within 3 months - Adults	313	1,917	16.3%	16.0%	16.9%	15.7%
% of FP17s for the same patient ID Re-attending between 3 & 9 months - Children	1,287	2,574	50.0%	48.6%	48.9%	58.9%
% of FP17s for the same patient ID Re-attending between 3 & 9 months - Adults	772	1,917	40.3%	38.3%	38.9%	50.8%
% of FP17s for Band 1 Urgent Courses	288	4,277	6.7%	11.1%	10.7%	9.1%
% of FP17s Relating to Free Repair or Replacements	3	4,277	0.1%	0.5%	0.5%	0.8%
% of FP17s Relating to Continuations	46	4,277	1.1%	0.5%	0.7%	0.9%
% of Patients satisfied with the dentistry they have received	0	1	N/A	86.8%	89.1%	92.5%
% of Patients satisfied with the time they had to wait for an appointment	0	1	N/A	83.1%	83.1%	87.0%

* This is based on patients treated on this contract for their most recent course of treatment. Figures in italics indicate the base number of FP17s or Patient Questionnaire responses are less than 100. N/A is shown where the base number of responses is less than 10 during the period. % is calculated as Quantity/Base number*100

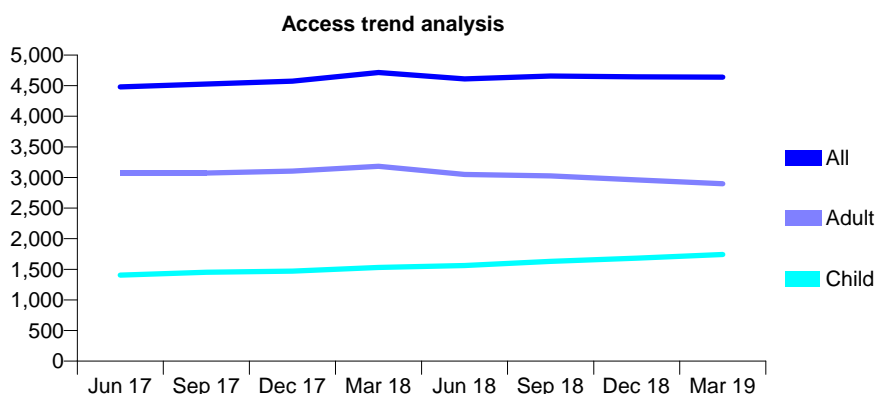
Q62 - Vital Signs At a Glance Contract Report for 979414/0005 - March 2019

Name or company name	Baljeet Singh Chawla
Contract type name	GDS Contract
Purpose of contract	General
Contract start date	01/05/2009
Contract end date	

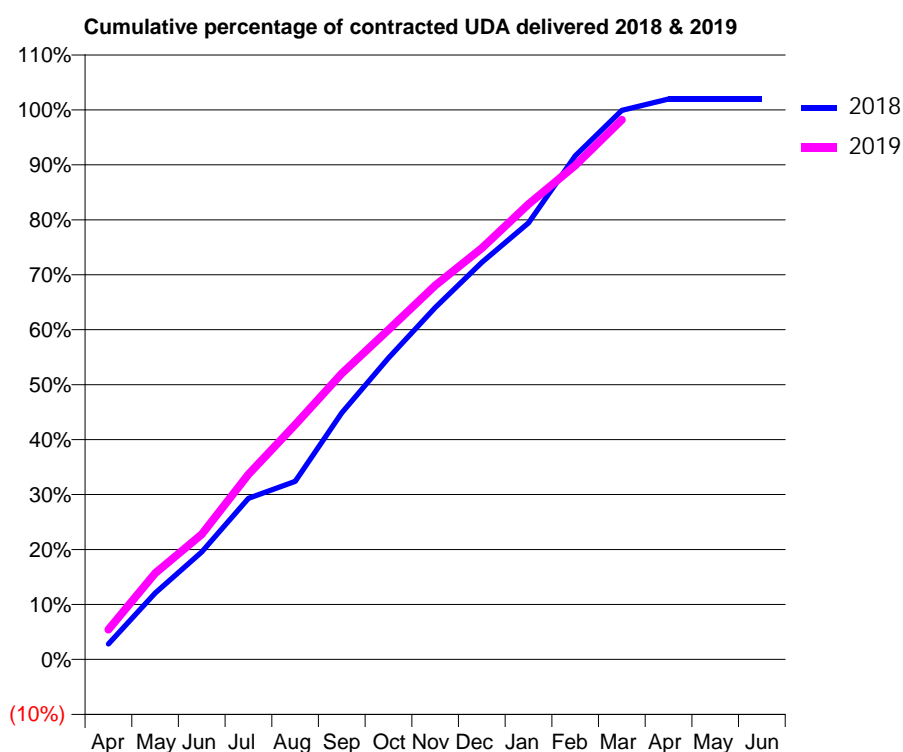
18/19 Contracted general activity (UDA)	12,820
Carry forward general activity (UDA)	-255
18/19 Contracted orthodontic activity (UOA)	0
Carry forward orthodontic activity (UOA)	0
Baseline contract value	£359,786.90

ACCESS*

Patients seen in 24 months	Total	Change since previous quarter
Quarter ending March 2018	4,715	
Quarter ending June 2018	4,612	↓
Quarter ending September 2018	4,656	→
Quarter ending December 2018	4,643	→
Quarter ending March 2019	4,639	→
Variance since March 2018	(1.6%)	↓



ACTIVITY



Month	Adjusted Scheduled Activity (UDA)	
	2018	2019
April	359	695
May	1,549	2,012
June	2,507	2,915
July	3,757	4,316
August	4,154	5,474
September	5,750	6,672
October	7,032	7,688
November	8,209	8,722
December	9,259	9,594
January	10,184	10,621
February	11,750	11,522
March	12,806	12,587
April	13,074	
May	13,074	
June	13,075	

QUALITY

	Quantity	Base Number	Contract	AT	Region	England
% of FP17s for the same patient ID Re-attending within 3 months - Children	235	2,597	9.0%	10.3%	11.9%	11.8%
% of FP17s for the same patient ID Re-attending within 3 months - Adults	484	2,987	16.2%	16.0%	16.9%	15.7%
% of FP17s for the same patient ID Re-attending between 3 & 9 months - Children	1,473	2,597	56.7%	48.6%	48.9%	58.9%
% of FP17s for the same patient ID Re-attending between 3 & 9 months - Adults	1,053	2,987	35.3%	38.3%	38.9%	50.8%
% of FP17s for Band 1 Urgent Courses	489	5,446	9.0%	11.1%	10.7%	9.1%
% of FP17s Relating to Free Repair or Replacements	38	5,446	0.7%	0.5%	0.5%	0.8%
% of FP17s Relating to Continuations	37	5,446	0.7%	0.5%	0.7%	0.9%
% of Patients satisfied with the dentistry they have received	1	2	N/A	86.8%	89.1%	92.5%
% of Patients satisfied with the time they had to wait for an appointment	2	2	N/A	83.1%	83.1%	87.0%

* This is based on patients treated on this contract for their most recent course of treatment. Figures in italics indicate the base number of FP17s or Patient Questionnaire responses are less than 100. N/A is shown where the base number of responses is less than 10 during the period. % is calculated as Quantity/Base number*100

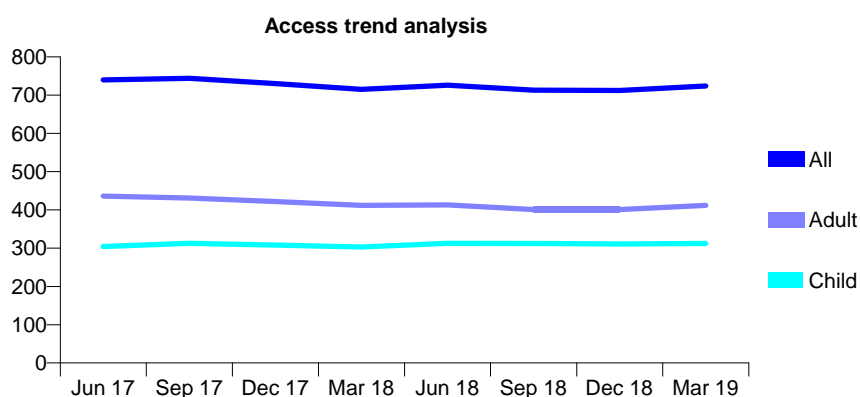
Q62 - Vital Signs At a Glance Contract Report for 982849/0001 - March 2019

Name or company name	Mr Russell J O'Malley and Mr Adam E Won
Contract type name	GDS Contract
Purpose of contract	General
Contract start date	01/04/2006
Contract end date	

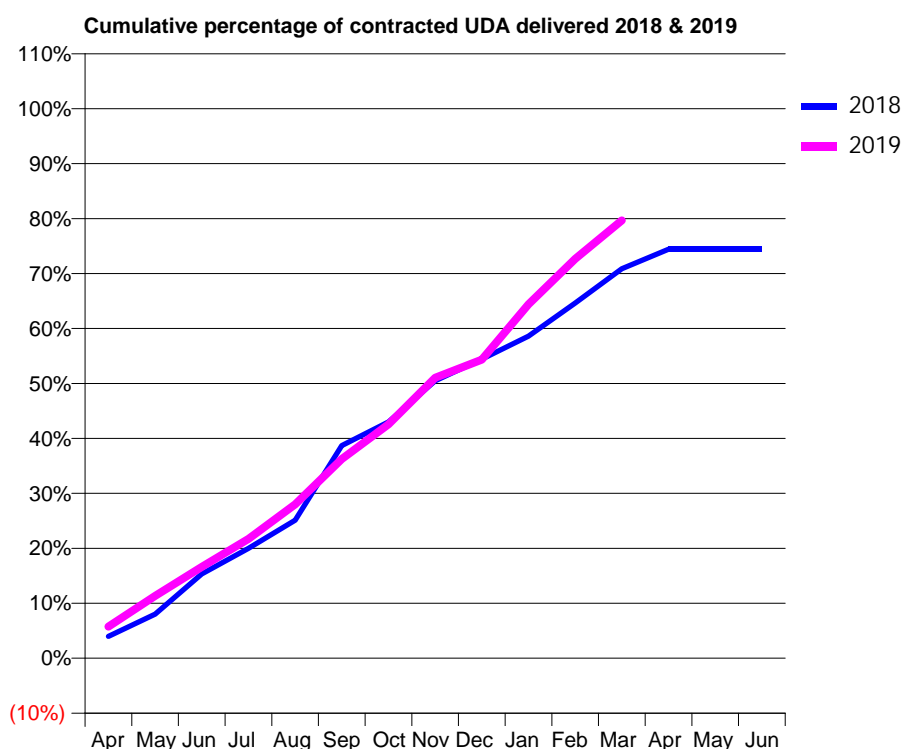
18/19 Contracted general activity (UDA)	1,355
Carry forward general activity (UDA)	0
18/19 Contracted orthodontic activity (UOA)	0
Carry forward orthodontic activity (UOA)	0
Baseline contract value	£37,248.52

ACCESS*

Patients seen in 24 months	Total	Change since previous quarter
Quarter ending March 2018	715	
Quarter ending June 2018	726	→
Quarter ending September 2018	713	↓
Quarter ending December 2018	712	→
Quarter ending March 2019	724	→
Variance since March 2018	1.3%	→



ACTIVITY



Month	2018	2019
April	54	78
May	109	154
June	208	225
July	271	294
August	341	380
September	524	491
October	583	577
November	684	692
December	737	736
January	794	873
February	876	985
March	960	1,079
April	1,008	
May	1,008	
June	1,008	

QUALITY

	Quantity	Base Number	Contract	AT	Region	England
% of FP17s for the same patient ID Re-attending within 3 months - Children	15	314	4.8%	10.3%	11.9%	11.8%
% of FP17s for the same patient ID Re-attending within 3 months - Adults	34	415	8.2%	16.0%	16.9%	15.7%
% of FP17s for the same patient ID Re-attending between 3 & 9 months - Children	108	314	34.4%	48.6%	48.9%	58.9%
% of FP17s for the same patient ID Re-attending between 3 & 9 months - Adults	124	415	29.9%	38.3%	38.9%	50.8%
% of FP17s for Band 1 Urgent Courses	36	687	5.2%	11.1%	10.7%	9.1%
% of FP17s Relating to Free Repair or Replacements	0	687	0.0%	0.5%	0.5%	0.8%
% of FP17s Relating to Continuations	7	687	1.0%	0.5%	0.7%	0.9%
% of Patients satisfied with the dentistry they have received	0	0	N/A	86.8%	89.1%	92.5%
% of Patients satisfied with the time they had to wait for an appointment	0	0	N/A	83.1%	83.1%	87.0%

* This is based on patients treated on this contract for their most recent course of treatment. Figures in italics indicate the base number of FP17s or Patient Questionnaire responses are less than 100. N/A is shown where the base number of responses is less than 10 during the period. % is calculated as Quantity/Base number*100

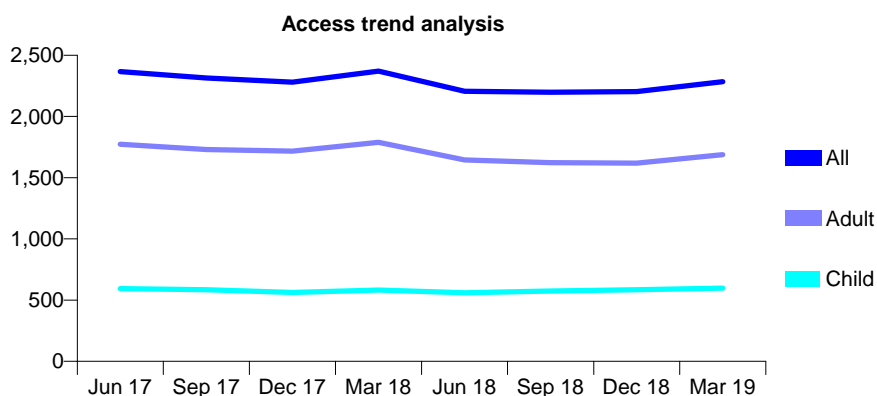
Q62 - Vital Signs At a Glance Contract Report for 998214/0001 - March 2019

Name or company name	MR DS KOONER
Contract type name	GDS Contract
Purpose of contract	General
Contract start date	01/04/2006
Contract end date	

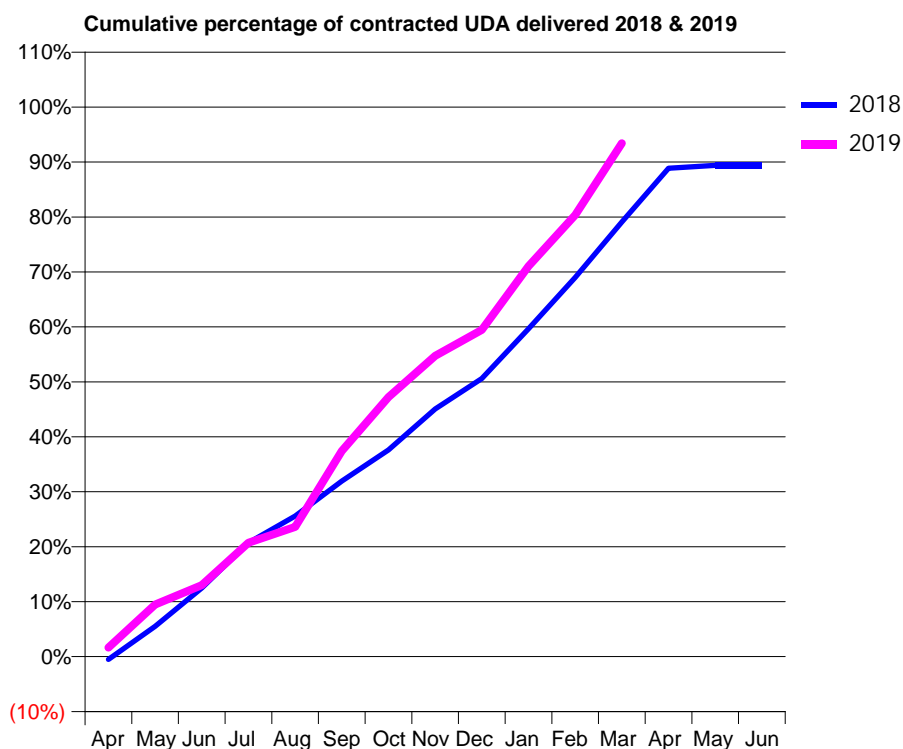
18/19 Contracted general activity (UDA)	7,767
Carry forward general activity (UDA)	0
18/19 Contracted orthodontic activity (UOA)	0
Carry forward orthodontic activity (UOA)	0
Baseline contract value	£241,109.15

ACCESS*

Patients seen in 24 months	Total	Change since previous quarter
Quarter ending March 2018	2,371	
Quarter ending June 2018	2,205	↓
Quarter ending September 2018	2,198	→
Quarter ending December 2018	2,203	→
Quarter ending March 2019	2,285	↑
Variance since March 2018	(3.6%)	↓



ACTIVITY



Month	Adjusted Scheduled Activity (UDA)	
	2018	2019
April	-40	130
May	428	735
June	969	1,012
July	1,608	1,611
August	1,987	1,832
September	2,479	2,906
October	2,923	3,669
November	3,502	4,252
December	3,931	4,618
January	4,634	5,518
February	5,359	6,242
March	6,141	7,255
April	6,903	
May	6,943	
June	6,943	

QUALITY

	Quantity	Base Number	Contract	AT	Region	England
% of FP17s for the same patient ID Re-attending within 3 months - Children	58	658	8.8%	10.3%	11.9%	11.8%
% of FP17s for the same patient ID Re-attending within 3 months - Adults	250	1,548	16.1%	16.0%	16.9%	15.7%
% of FP17s for the same patient ID Re-attending between 3 & 9 months - Children	165	658	25.1%	48.6%	48.9%	58.9%
% of FP17s for the same patient ID Re-attending between 3 & 9 months - Adults	308	1,548	19.9%	38.3%	38.9%	50.8%
% of FP17s for Band 1 Urgent Courses	274	2,024	13.5%	11.1%	10.7%	9.1%
% of FP17s Relating to Free Repair or Replacements	11	2,024	0.5%	0.5%	0.5%	0.8%
% of FP17s Relating to Continuations	12	2,024	0.6%	0.5%	0.7%	0.9%
% of Patients satisfied with the dentistry they have received	1	1	N/A	86.8%	89.1%	92.5%
% of Patients satisfied with the time they had to wait for an appointment	1	1	N/A	83.1%	83.1%	87.0%

* This is based on patients treated on this contract for their most recent course of treatment. Figures in italics indicate the base number of FP17s or Patient Questionnaire responses are less than 100. N/A is shown where the base number of responses is less than 10 during the period. % is calculated as Quantity/Base number*100

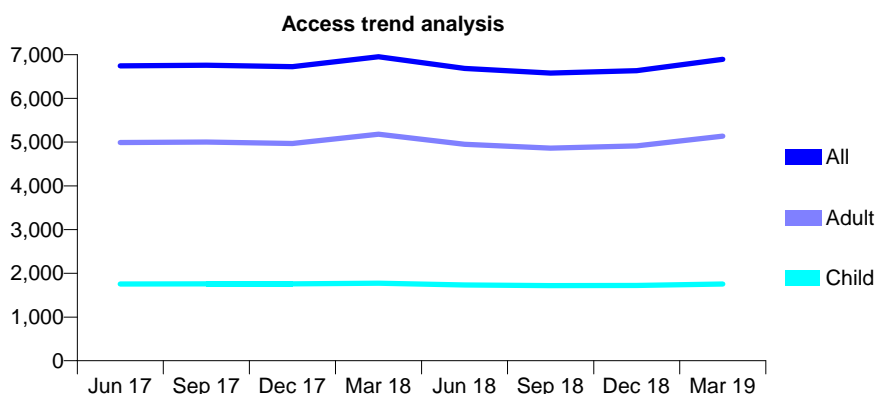
Q62 - Vital Signs At a Glance Contract Report for 998214/0002 - March 2019

Name or company name	MR DS KOONER
Contract type name	GDS Contract
Purpose of contract	General
Contract start date	01/04/2006
Contract end date	

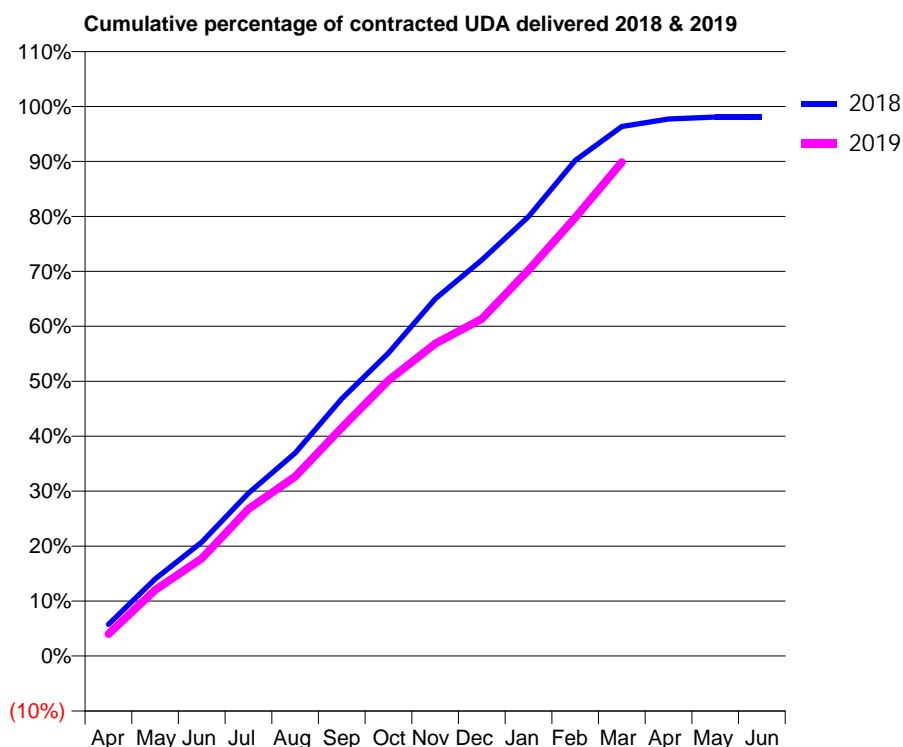
18/19 Contracted general activity (UDA)	16,231
Carry forward general activity (UDA)	13
18/19 Contracted orthodontic activity (UOA)	0
Carry forward orthodontic activity (UOA)	0
Baseline contract value	£546,279.42

ACCESS*

Patients seen in 24 months	Total	Change since previous quarter
Quarter ending March 2018	6,954	
Quarter ending June 2018	6,684	↓
Quarter ending September 2018	6,581	↓
Quarter ending December 2018	6,635	→
Quarter ending March 2019	6,894	↑
Variance since March 2018	(0.9%)	→



ACTIVITY



Month	Adjusted Scheduled Activity (UDA)	
	2018	2019
April	935	653
May	2,280	1,952
June	3,367	2,882
July	4,813	4,341
August	5,998	5,302
September	7,601	6,739
October	8,949	8,144
November	10,551	9,224
December	11,697	9,957
January	12,976	11,400
February	14,636	12,947
March	15,640	14,584
April	15,859	
May	15,918	
June	15,918	

QUALITY

	Quantity	Base Number	Contract	AT	Region	England
% of FP17s for the same patient ID Re-attending within 3 months - Children	131	1,785	7.3%	10.3%	11.9%	11.8%
% of FP17s for the same patient ID Re-attending within 3 months - Adults	818	5,181	15.8%	16.0%	16.9%	15.7%
% of FP17s for the same patient ID Re-attending between 3 & 9 months - Children	595	1,785	33.3%	48.6%	48.9%	58.9%
% of FP17s for the same patient ID Re-attending between 3 & 9 months - Adults	1,535	5,181	29.6%	38.3%	38.9%	50.8%
% of FP17s for Band 1 Urgent Courses	569	5,564	10.2%	11.1%	10.7%	9.1%
% of FP17s Relating to Free Repair or Replacements	61	5,564	1.1%	0.5%	0.5%	0.8%
% of FP17s Relating to Continuations	86	5,564	1.5%	0.5%	0.7%	0.9%
% of Patients satisfied with the dentistry they have received	2	2	N/A	86.8%	89.1%	92.5%
% of Patients satisfied with the time they had to wait for an appointment	1	2	N/A	83.1%	83.1%	87.0%

* This is based on patients treated on this contract for their most recent course of treatment. Figures in italics indicate the base number of FP17s or Patient Questionnaire responses are less than 100. N/A is shown where the base number of responses is less than 10 during the period. % is calculated as Quantity/Base number*100

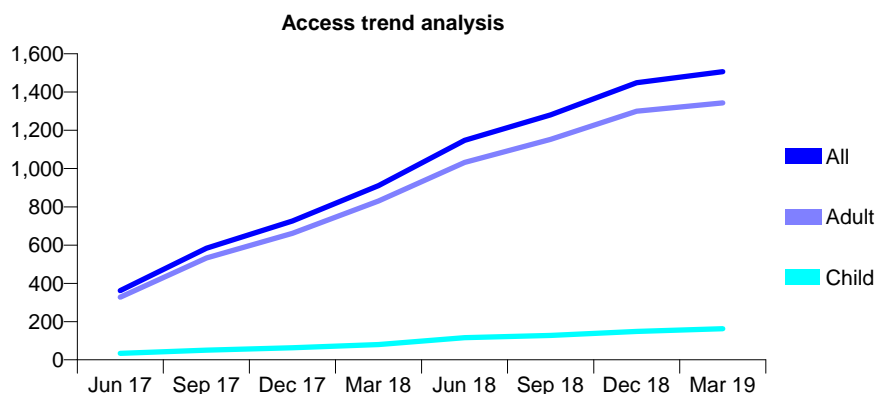
Q63 - Vital Signs At a Glance Contract Report for 100178/0000 - March 2019

Name or company name	Dentistry for You
Contract type name	PDS Contract
Purpose of contract	General
Contract start date	01/07/2016
Contract end date	31/05/2021

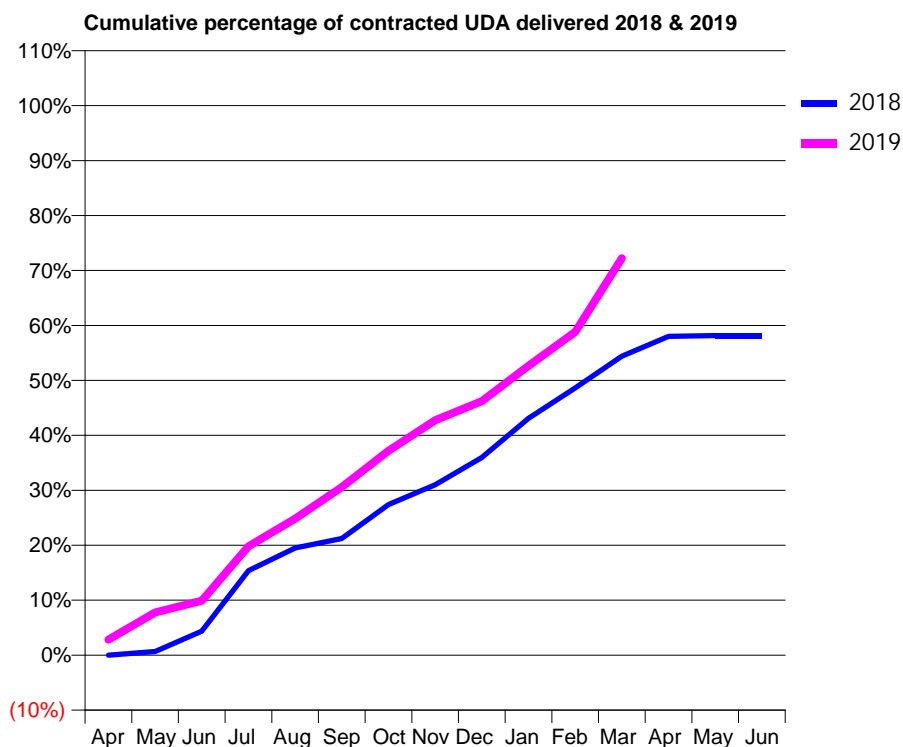
18/19 Contracted general activity (UDA)	4,292
Carry forward general activity (UDA)	0
18/19 Contracted orthodontic activity (UOA)	0
Carry forward orthodontic activity (UOA)	0
Baseline contract value	£288,455.98

ACCESS*

Patients seen in 24 months	Total	Change since previous quarter
Quarter ending March 2018	911	
Quarter ending June 2018	1,148	↑
Quarter ending September 2018	1,281	↑
Quarter ending December 2018	1,449	↑
Quarter ending March 2019	1,506	↑
Variance since March 2018	65.3%	↑



ACTIVITY



Month	Adjusted Scheduled Activity (UDA)	
	2018	2019
April	0	121
May	23	334
June	147	425
July	515	849
August	654	1,066
September	711	1,313
October	919	1,596
November	1,039	1,835
December	1,205	1,983
January	1,444	2,259
February	1,629	2,525
March	1,823	3,100
April	1,944	
May	1,949	
June	1,949	

QUALITY

	Quantity	Base Number	Contract	AT	Region	England
% of FP17s for the same patient ID Re-attending within 3 months - Children	3	359	0.8%	10.3%	11.9%	11.8%
% of FP17s for the same patient ID Re-attending within 3 months - Adults	36	2,150	1.7%	15.6%	16.9%	15.7%
% of FP17s for the same patient ID Re-attending between 3 & 9 months - Children	0	359	0.0%	49.3%	48.9%	58.9%
% of FP17s for the same patient ID Re-attending between 3 & 9 months - Adults	18	2,150	0.8%	38.6%	38.9%	50.8%
% of FP17s for Band 1 Urgent Courses	2,212	2,348	94.2%	10.3%	10.7%	9.1%
% of FP17s Relating to Free Repair or Replacements	0	2,348	0.0%	0.6%	0.5%	0.8%
% of FP17s Relating to Continuations	0	2,348	0.0%	0.9%	0.7%	0.9%
% of Patients satisfied with the dentistry they have received	0	0	N/A	90.5%	89.1%	92.5%
% of Patients satisfied with the time they had to wait for an appointment	0	0	N/A	86.3%	83.1%	87.0%

* This is based on patients treated on this contract for their most recent course of treatment. Figures in italics indicate the base number of FP17s or Patient Questionnaire responses are less than 100. N/A is shown where the base number of responses is less than 10 during the period. % is calculated as Quantity/Base number*100

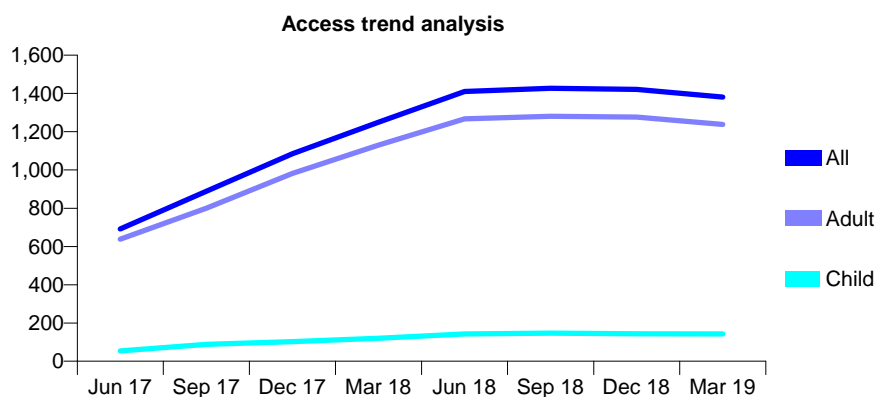
Q63 - Vital Signs At a Glance Contract Report for 100185/0000 - March 2019

Name or company name	IDH Limited
Contract type name	PDS Contract
Purpose of contract	General
Contract start date	01/07/2016
Contract end date	31/05/2021

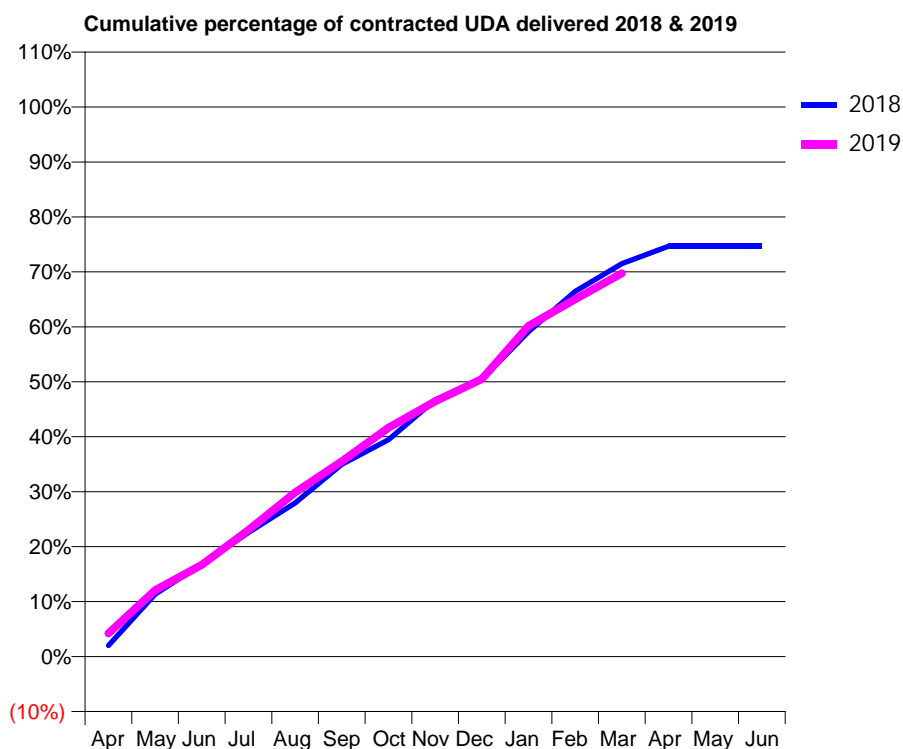
18/19 Contracted general activity (UDA)	3,478
Carry forward general activity (UDA)	0
18/19 Contracted orthodontic activity (UOA)	0
Carry forward orthodontic activity (UOA)	0
Baseline contract value	£182,734.89

ACCESS*

Patients seen in 24 months	Total	Change since previous quarter
Quarter ending March 2018	1,250	
Quarter ending June 2018	1,410	↑
Quarter ending September 2018	1,427	→
Quarter ending December 2018	1,421	→
Quarter ending March 2019	1,381	↓
Variance since March 2018	10.5%	↑



ACTIVITY



Month	Adjusted Scheduled Activity (UDA)	
	2018	2019
April	70	147
May	395	420
June	584	581
July	785	801
August	972	1,040
September	1,217	1,235
October	1,373	1,449
November	1,625	1,615
December	1,753	1,756
January	2,057	2,093
February	2,311	2,262
March	2,486	2,425
April	2,597	
May	2,597	
June	2,597	

QUALITY

	Quantity	Base Number	Contract	AT	Region	England
% of FP17s for the same patient ID Re-attending within 3 months - Children	4	289	1.4%	10.3%	11.9%	11.8%
% of FP17s for the same patient ID Re-attending within 3 months - Adults	20	1,843	1.1%	15.6%	16.9%	15.7%
% of FP17s for the same patient ID Re-attending between 3 & 9 months - Children	2	289	0.7%	49.3%	48.9%	58.9%
% of FP17s for the same patient ID Re-attending between 3 & 9 months - Adults	6	1,843	0.3%	38.6%	38.9%	50.8%
% of FP17s for Band 1 Urgent Courses	2,033	2,040	99.7%	10.3%	10.7%	9.1%
% of FP17s Relating to Free Repair or Replacements	0	2,040	0.0%	0.6%	0.5%	0.8%
% of FP17s Relating to Continuations	0	2,040	0.0%	0.9%	0.7%	0.9%
% of Patients satisfied with the dentistry they have received	1	1	N/A	90.5%	89.1%	92.5%
% of Patients satisfied with the time they had to wait for an appointment	1	1	N/A	86.3%	83.1%	87.0%

* This is based on patients treated on this contract for their most recent course of treatment. Figures in italics indicate the base number of FP17s or Patient Questionnaire responses are less than 100. N/A is shown where the base number of responses is less than 10 during the period. % is calculated as Quantity/Base number*100

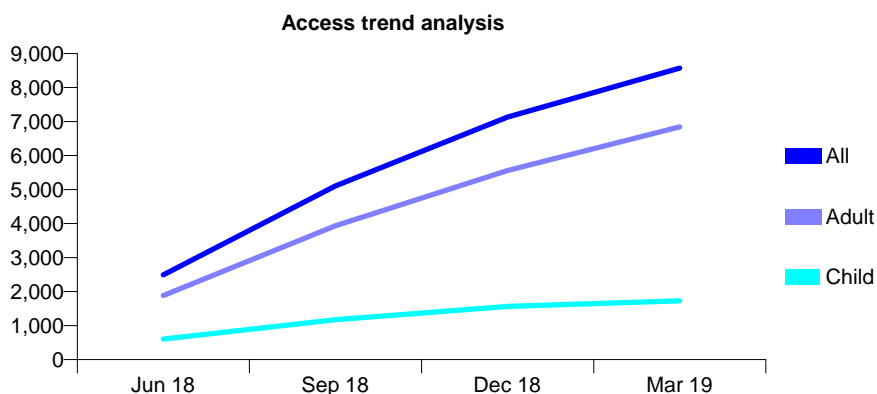
Q63 - Vital Signs At a Glance Contract Report for 100637/0000 - March 2019

Name or company name	Nitin Nagpaul and Hayley Seresht
Contract type name	GDS Contract
Purpose of contract	General
Contract start date	01/04/2018
Contract end date	

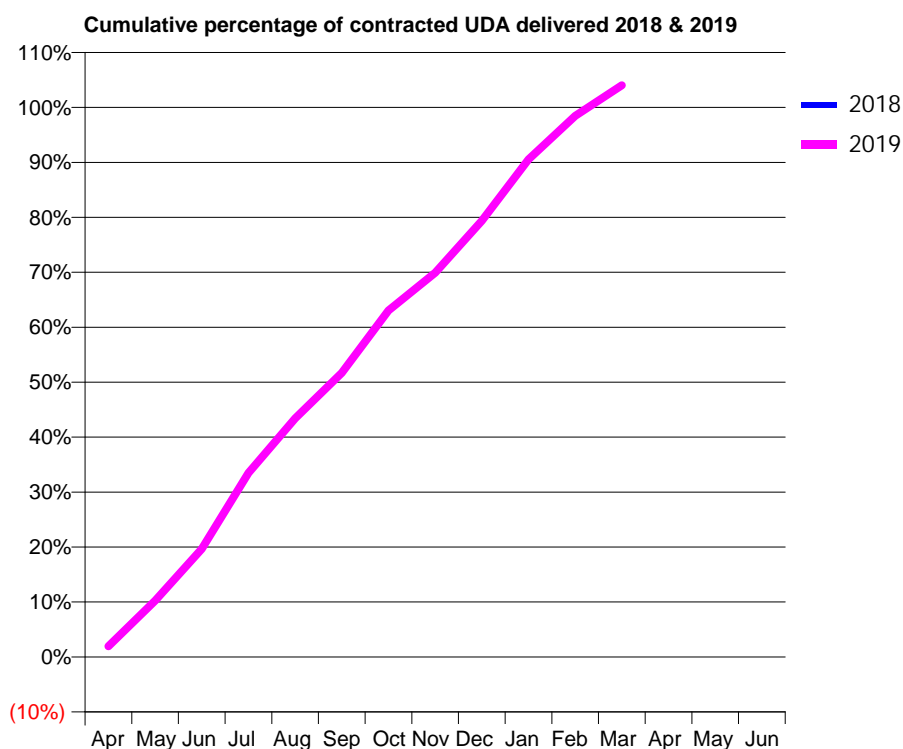
18/19 Contracted general activity (UDA)	26,500
Carry forward general activity (UDA)	0
18/19 Contracted orthodontic activity (UOA)	0
Carry forward orthodontic activity (UOA)	0
Baseline contract value	£781,410.80

ACCESS*

Patients seen in 24 months	Total	Change since previous quarter
Quarter ending March 2018	0	
Quarter ending June 2018	2,494	↑
Quarter ending September 2018	5,113	↑
Quarter ending December 2018	7,130	↑
Quarter ending March 2019	8,576	↑
Variance since March 2018	N/A	



ACTIVITY



Month	Adjusted Scheduled Activity (UDA)	
	2018	2019
April	0	521
May	0	2,720
June	0	5,209
July	0	8,873
August	0	11,509
September	0	13,693
October	0	16,707
November	0	18,527
December	0	21,033
January	0	23,991
February	0	26,090
March	0	27,567
April	0	
May	0	
June	0	

QUALITY

	Quantity	Base Number	Contract	AT	Region	England
% of FP17s for the same patient ID Re-attending within 3 months - Children	279	2,601	10.7%	10.3%	11.9%	11.8%
% of FP17s for the same patient ID Re-attending within 3 months - Adults	1,328	9,604	13.8%	15.6%	16.9%	15.7%
% of FP17s for the same patient ID Re-attending between 3 & 9 months - Children	455	2,601	17.5%	49.3%	48.9%	58.9%
% of FP17s for the same patient ID Re-attending between 3 & 9 months - Adults	816	9,604	8.5%	38.6%	38.9%	50.8%
% of FP17s for Band 1 Urgent Courses	2,478	12,205	20.3%	10.3%	10.7%	9.1%
% of FP17s Relating to Free Repair or Replacements	42	12,205	0.3%	0.6%	0.5%	0.8%
% of FP17s Relating to Continuations	187	12,205	1.5%	0.9%	0.7%	0.9%
% of Patients satisfied with the dentistry they have received	3	3	N/A	90.5%	89.1%	92.5%
% of Patients satisfied with the time they had to wait for an appointment	3	3	N/A	86.3%	83.1%	87.0%

* This is based on patients treated on this contract for their most recent course of treatment.

Figures in italics indicate the base number of FP17s or Patient Questionnaire responses are less than 100. N/A is shown where the base number of responses is less than 10 during the period. % is calculated as Quantity/Base number*100

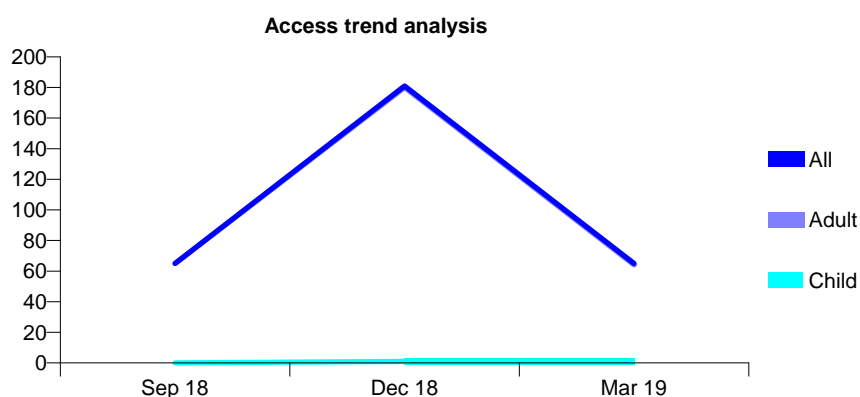
Q63 - Vital Signs At a Glance Contract Report for 100682/0000 - March 2019

Name or company name	Kent Dent Ltd
Contract type name	PDS Contract
Purpose of contract	General
Contract start date	01/07/2018
Contract end date	30/06/2021

18/19 Contracted general activity (UDA)	2,340
Carry forward general activity (UDA)	0
18/19 Contracted orthodontic activity (UOA)	0
Carry forward orthodontic activity (UOA)	0
Baseline contract value	£124,517.32

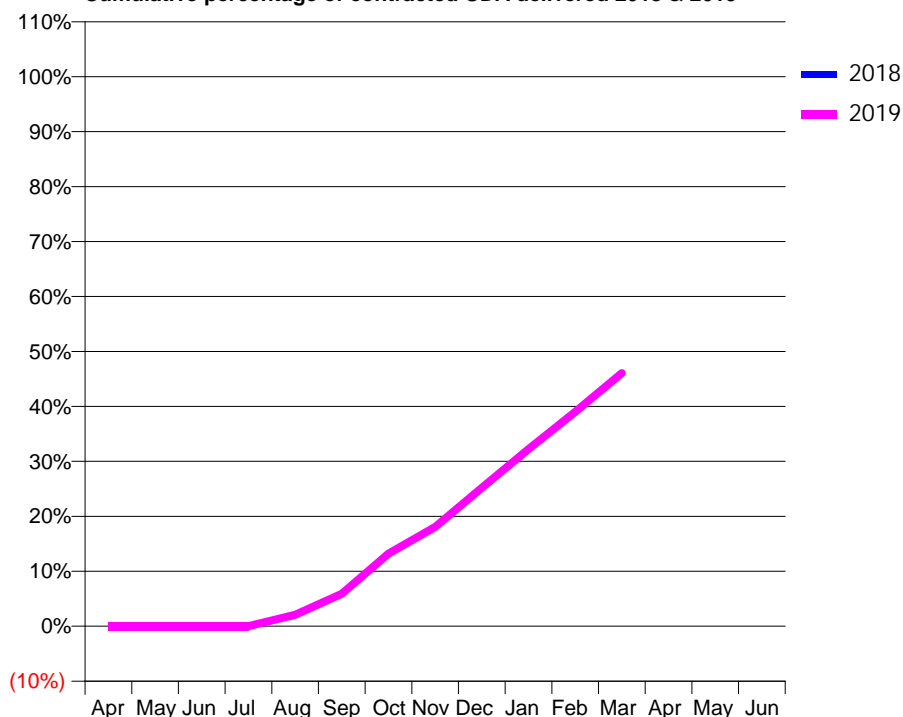
ACCESS*

Patients seen in 24 months	Total	Change since previous quarter
Quarter ending March 2018	0	
Quarter ending June 2018	0	
Quarter ending September 2018	65	↑
Quarter ending December 2018	181	↑
Quarter ending March 2019	65	↓
Variance since March 2018	N/A	



ACTIVITY

Cumulative percentage of contracted UDA delivered 2018 & 2019



Adjusted Scheduled Activity (UDA)

Month	2018	2019
April	0	0
May	0	0
June	0	0
July	0	0
August	0	49
September	0	138
October	0	309
November	0	423
December	0	589
January	0	754
February	0	913
March	0	1,078
April	0	
May	0	
June	0	

QUALITY

	Quantity	Base Number	Contract	AT	Region	England
% of FP17s for the same patient ID Re-attending within 3 months - Children	0	3	0.0%	10.3%	11.9%	11.8%
% of FP17s for the same patient ID Re-attending within 3 months - Adults	5	380	1.3%	15.6%	16.9%	15.7%
% of FP17s for the same patient ID Re-attending between 3 & 9 months - Children	0	3	0.0%	49.3%	48.9%	58.9%
% of FP17s for the same patient ID Re-attending between 3 & 9 months - Adults	0	380	0.0%	38.6%	38.9%	50.8%
% of FP17s for Band 1 Urgent Courses	0	383	0.0%	10.3%	10.7%	9.1%
% of FP17s Relating to Free Repair or Replacements	0	383	0.0%	0.6%	0.5%	0.8%
% of FP17s Relating to Continuations	0	383	0.0%	0.9%	0.7%	0.9%
% of Patients satisfied with the dentistry they have received	1	1	N/A	90.5%	89.1%	92.5%
% of Patients satisfied with the time they had to wait for an appointment	1	1	N/A	86.3%	83.1%	87.0%

* This is based on patients treated on this contract for their most recent course of treatment.

Figures in italics indicate the base number of FP17s or Patient Questionnaire responses are less than 100. N/A is shown where the base number of responses is less than 10 during the period. % is calculated as Quantity/Base number*100

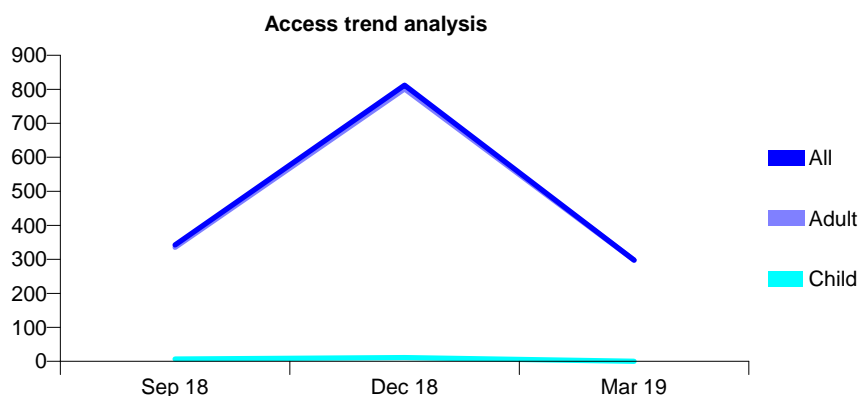
Q63 - Vital Signs At a Glance Contract Report for 100690/0000 - March 2019

Name or company name	Lambeth & Wandsworth IMOS Group
Contract type name	PDS Contract
Purpose of contract	General
Contract start date	01/07/2018
Contract end date	30/06/2021

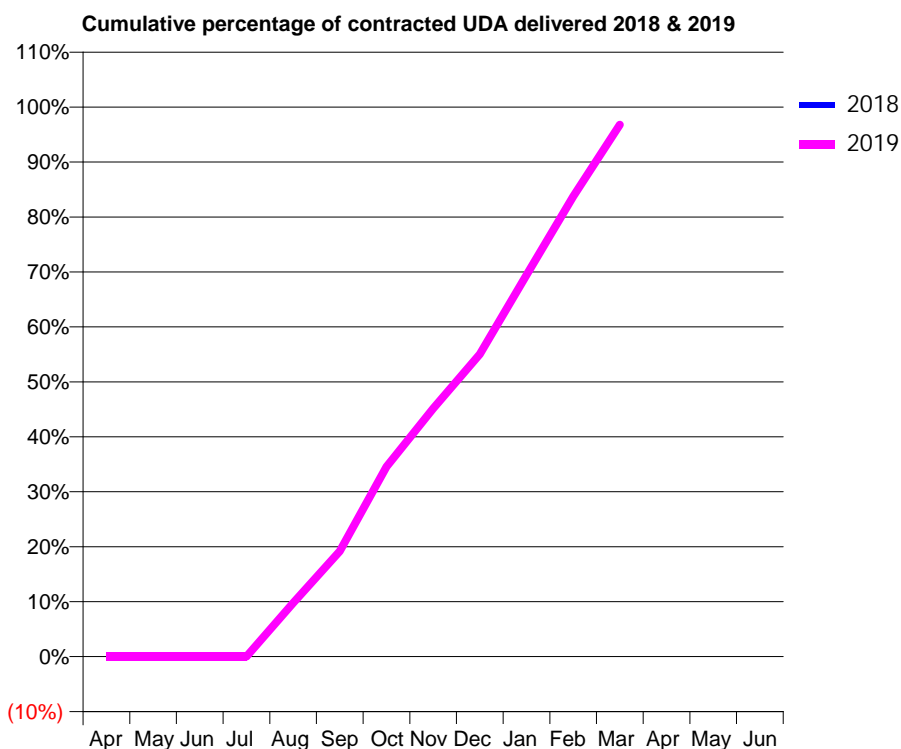
18/19 Contracted general activity (UDA)	4,680
Carry forward general activity (UDA)	0
18/19 Contracted orthodontic activity (UOA)	0
Carry forward orthodontic activity (UOA)	0
Baseline contract value	£249,034.66

ACCESS*

Patients seen in 24 months	Total	Change since previous quarter
Quarter ending March 2018	0	
Quarter ending June 2018	0	
Quarter ending September 2018	342	↑
Quarter ending December 2018	812	↑
Quarter ending March 2019	298	↓
Variance since March 2018	N/A	



ACTIVITY



Month	Adjusted Scheduled Activity (UDA)	
	2018	2019
April	0	0
May	0	0
June	0	0
July	0	0
August	0	457
September	0	898
October	0	1,617
November	0	2,113
December	0	2,575
January	0	3,250
February	0	3,919
March	0	4,530
April	0	
May	0	
June	0	

QUALITY

	Quantity	Base Number	Contract	AT	Region	England
% of FP17s for the same patient ID Re-attending within 3 months - Children	0	21	0.0%	10.3%	11.9%	11.8%
% of FP17s for the same patient ID Re-attending within 3 months - Adults	7	1,496	0.5%	15.6%	16.9%	15.7%
% of FP17s for the same patient ID Re-attending between 3 & 9 months - Children	0	21	0.0%	49.3%	48.9%	58.9%
% of FP17s for the same patient ID Re-attending between 3 & 9 months - Adults	5	1,496	0.3%	38.6%	38.9%	50.8%
% of FP17s for Band 1 Urgent Courses	0	1,517	0.0%	10.3%	10.7%	9.1%
% of FP17s Relating to Free Repair or Replacements	0	1,517	0.0%	0.6%	0.5%	0.8%
% of FP17s Relating to Continuations	0	1,517	0.0%	0.9%	0.7%	0.9%
% of Patients satisfied with the dentistry they have received	0	0	N/A	90.5%	89.1%	92.5%
% of Patients satisfied with the time they had to wait for an appointment	0	0	N/A	86.3%	83.1%	87.0%

* This is based on patients treated on this contract for their most recent course of treatment. Figures in italics indicate the base number of FP17s or Patient Questionnaire responses are less than 100. N/A is shown where the base number of responses is less than 10 during the period. % is calculated as Quantity/Base number*100

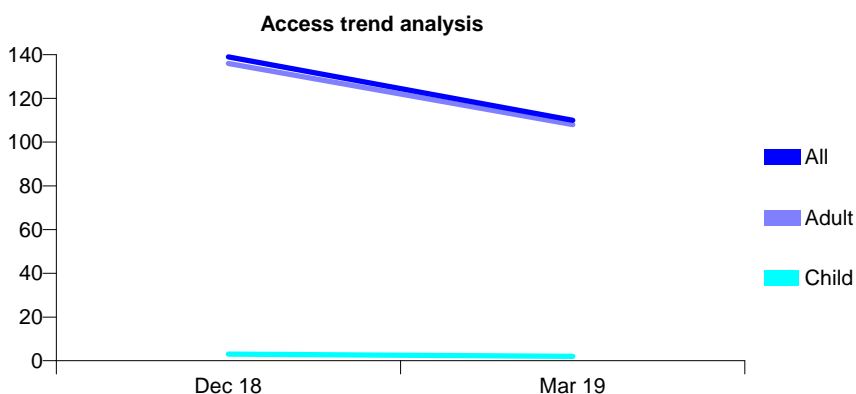
Q63 - Vital Signs At a Glance Contract Report for 100696/0000 - March 2019

Name or company name	Najeeb and Shireen Limited
Contract type name	PDS Contract
Purpose of contract	General
Contract start date	01/07/2018
Contract end date	30/06/2021

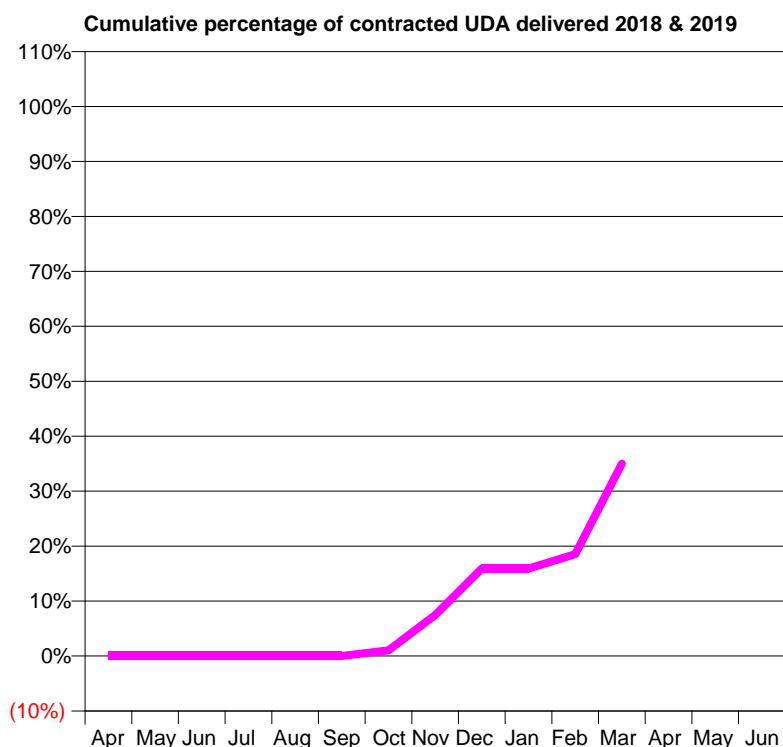
18/19 Contracted general activity (UDA)	2,925
Carry forward general activity (UDA)	0
18/19 Contracted orthodontic activity (UOA)	0
Carry forward orthodontic activity (UOA)	0
Baseline contract value	£155,646.66

ACCESS*

Patients seen in 24 months	Total	Change since previous quarter
Quarter ending March 2018	0	
Quarter ending June 2018	0	
Quarter ending September 2018	0	
Quarter ending December 2018	139	↑
Quarter ending March 2019	110	↓
Variance since March 2018	N/A	



ACTIVITY



Month	Adjusted Scheduled Activity (UDA)	
	2018	2019
April	0	0
May	0	0
June	0	0
July	0	0
August	0	0
September	0	0
October	0	30
November	0	219
December	0	465
January	0	465
February	0	543
March	0	1,023
April	0	
May	0	
June	0	

QUALITY

	Quantity	Base Number	Contract	AT	Region	England
% of FP17s for the same patient ID Re-attending within 3 months - Children	0	13	0.0%	10.3%	11.9%	11.8%
% of FP17s for the same patient ID Re-attending within 3 months - Adults	2	333	0.6%	15.6%	16.9%	15.7%
% of FP17s for the same patient ID Re-attending between 3 & 9 months - Children	0	13	0.0%	49.3%	48.9%	58.9%
% of FP17s for the same patient ID Re-attending between 3 & 9 months - Adults	0	333	0.0%	38.6%	38.9%	50.8%
% of FP17s for Band 1 Urgent Courses	0	346	0.0%	10.3%	10.7%	9.1%
% of FP17s Relating to Free Repair or Replacements	0	346	0.0%	0.6%	0.5%	0.8%
% of FP17s Relating to Continuations	0	346	0.0%	0.9%	0.7%	0.9%
% of Patients satisfied with the dentistry they have received	0	0	N/A	90.5%	89.1%	92.5%
% of Patients satisfied with the time they had to wait for an appointment	0	0	N/A	86.3%	83.1%	87.0%

* This is based on patients treated on this contract for their most recent course of treatment. Figures in italics indicate the base number of FP17s or Patient Questionnaire responses are less than 100. N/A is shown where the base number of responses is less than 10 during the period. % is calculated as Quantity/Base number*100

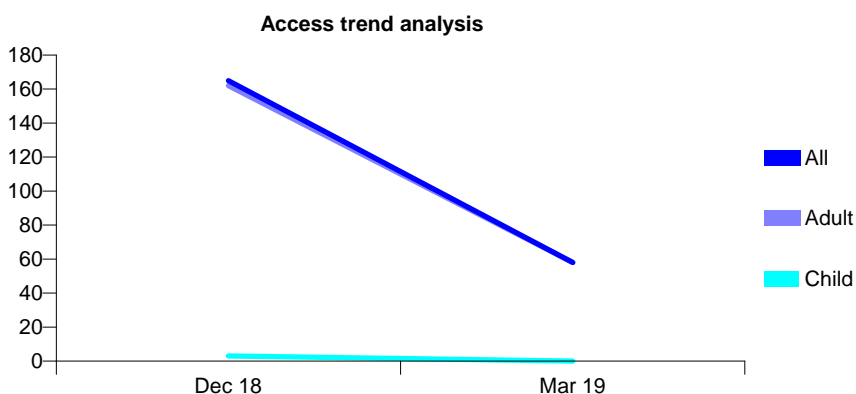
Q63 - Vital Signs At a Glance Contract Report for 100744/0000 - March 2019

Name or company name	Aspire Dental Practice Partnership (MyDent)
Contract type name	PDS Contract
Purpose of contract	General
Contract start date	01/07/2018
Contract end date	30/06/2021

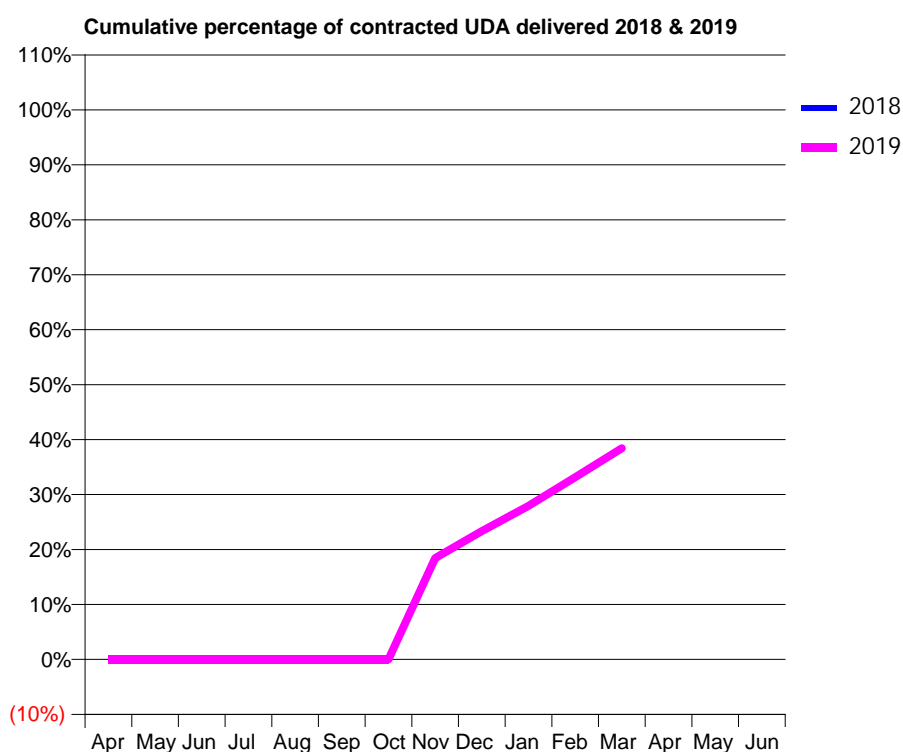
18/19 Contracted general activity (UDA)	2,340
Carry forward general activity (UDA)	0
18/19 Contracted orthodontic activity (UOA)	0
Carry forward orthodontic activity (UOA)	0
Baseline contract value	£124,517.32

ACCESS*

Patients seen in 24 months	Total	Change since previous quarter
Quarter ending March 2018	0	
Quarter ending June 2018	0	
Quarter ending September 2018	0	
Quarter ending December 2018	165	↑
Quarter ending March 2019	58	↓
Variance since March 2018	N/A	



ACTIVITY



Month	Adjusted Scheduled Activity (UDA)	
	2018	2019
April	0	0
May	0	0
June	0	0
July	0	0
August	0	0
September	0	0
October	0	0
November	0	432
December	0	546
January	0	654
February	0	776
March	0	899
April	0	
May	0	
June	0	

QUALITY

	Quantity	Base Number	Contract	AT	Region	England
% of FP17s for the same patient ID Re-attending within 3 months - Children	0	5	0.0%	10.3%	11.9%	11.8%
% of FP17s for the same patient ID Re-attending within 3 months - Adults	5	298	1.7%	15.6%	16.9%	15.7%
% of FP17s for the same patient ID Re-attending between 3 & 9 months - Children	0	5	0.0%	49.3%	48.9%	58.9%
% of FP17s for the same patient ID Re-attending between 3 & 9 months - Adults	0	298	0.0%	38.6%	38.9%	50.8%
% of FP17s for Band 1 Urgent Courses	0	303	0.0%	10.3%	10.7%	9.1%
% of FP17s Relating to Free Repair or Replacements	0	303	0.0%	0.6%	0.5%	0.8%
% of FP17s Relating to Continuations	0	303	0.0%	0.9%	0.7%	0.9%
% of Patients satisfied with the dentistry they have received	0	0	N/A	90.5%	89.1%	92.5%
% of Patients satisfied with the time they had to wait for an appointment	0	0	N/A	86.3%	83.1%	87.0%

* This is based on patients treated on this contract for their most recent course of treatment. Figures in italics indicate the base number of FP17s or Patient Questionnaire responses are less than 100. N/A is shown where the base number of responses is less than 10 during the period. % is calculated as Quantity/Base number*100

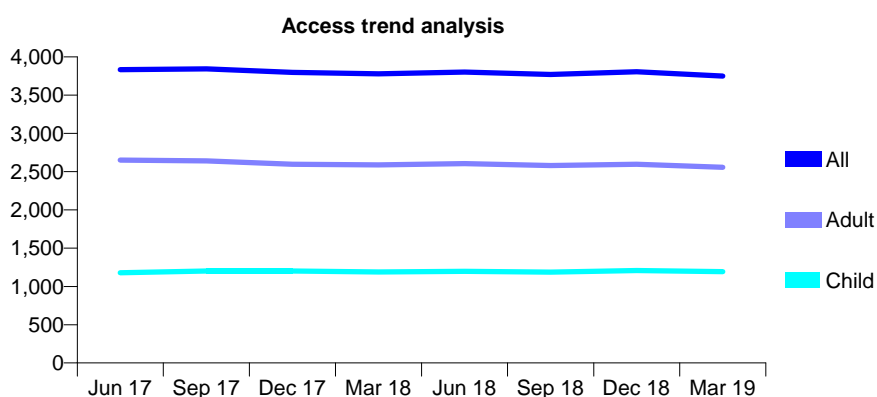
Q63 - Vital Signs At a Glance Contract Report for 101281/0107 - March 2019

Name or company name	OASIS DENTAL CARE LTD
Contract type name	GDS Contract
Purpose of contract	General
Contract start date	01/04/2006
Contract end date	

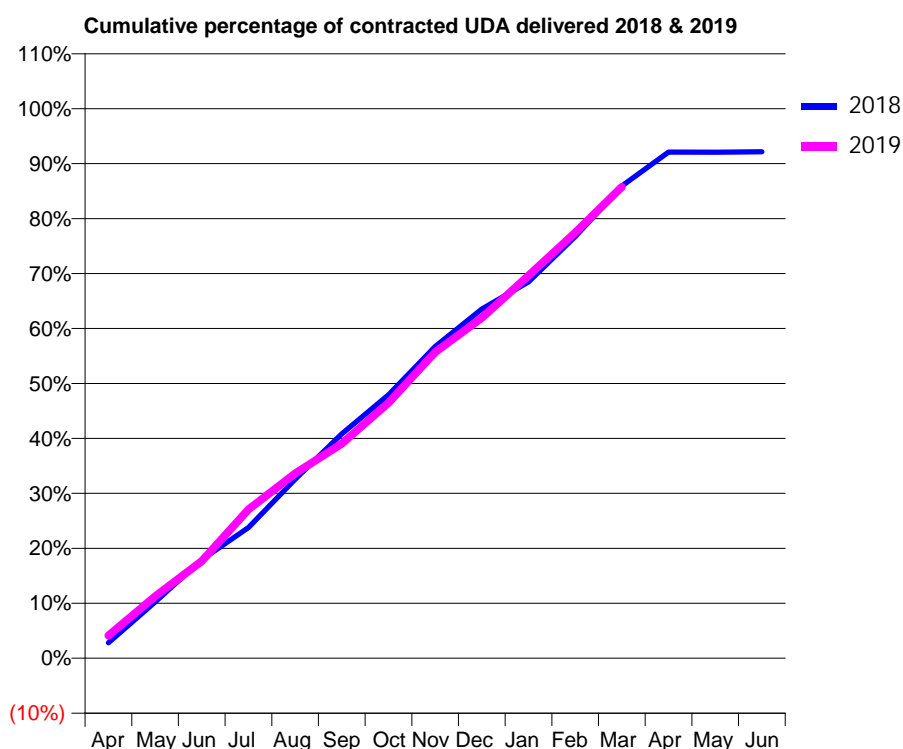
18/19 Contracted general activity (UDA)	9,000
Carry forward general activity (UDA)	0
18/19 Contracted orthodontic activity (UOA)	0
Carry forward orthodontic activity (UOA)	0
Baseline contract value	£235,476.56

ACCESS*

Patients seen in 24 months	Total	Change since previous quarter
Quarter ending March 2018	3,778	
Quarter ending June 2018	3,802	→
Quarter ending September 2018	3,769	→
Quarter ending December 2018	3,805	→
Quarter ending March 2019	3,749	↓
Variance since March 2018	(0.8%)	→



ACTIVITY



Month	2018	2019
April	253	372
May	922	1,014
June	1,612	1,591
July	2,139	2,437
August	2,933	3,027
September	3,673	3,513
October	4,312	4,181
November	5,104	5,013
December	5,718	5,572
January	6,163	6,266
February	6,906	6,970
March	7,733	7,716
April	8,290	
May	8,286	
June	8,294	

QUALITY

	Quantity	Base Number	Contract	AT	Region	England
% of FP17s for the same patient ID Re-attending within 3 months - Children	42	1,546	2.7%	10.3%	11.9%	11.8%
% of FP17s for the same patient ID Re-attending within 3 months - Adults	273	2,835	9.6%	15.6%	16.9%	15.7%
% of FP17s for the same patient ID Re-attending between 3 & 9 months - Children	916	1,546	59.2%	49.3%	48.9%	58.9%
% of FP17s for the same patient ID Re-attending between 3 & 9 months - Adults	1,218	2,835	43.0%	38.6%	38.9%	50.8%
% of FP17s for Band 1 Urgent Courses	251	4,161	6.0%	10.3%	10.7%	9.1%
% of FP17s Relating to Free Repair or Replacements	35	4,161	0.8%	0.6%	0.5%	0.8%
% of FP17s Relating to Continuations	1	4,161	0.0%	0.9%	0.7%	0.9%
% of Patients satisfied with the dentistry they have received	0	0	N/A	90.5%	89.1%	92.5%
% of Patients satisfied with the time they had to wait for an appointment	0	0	N/A	86.3%	83.1%	87.0%

* This is based on patients treated on this contract for their most recent course of treatment.

Figures in italics indicate the base number of FP17s or Patient Questionnaire responses are less than 100. N/A is shown where the base number of responses is less than 10 during the period. % is calculated as Quantity/Base number*100

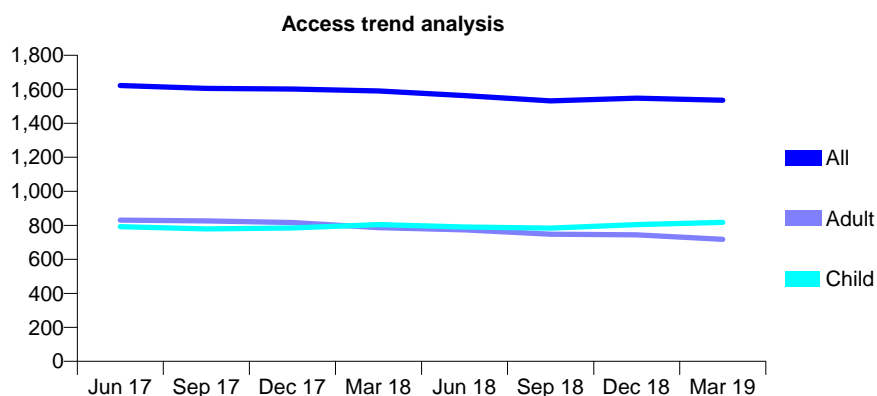
Q63 - Vital Signs At a Glance Contract Report for 101281/0142 - March 2019

Name or company name	OASIS DENTAL CARE LTD
Contract type name	GDS Contract
Purpose of contract	General
Contract start date	01/04/2006
Contract end date	

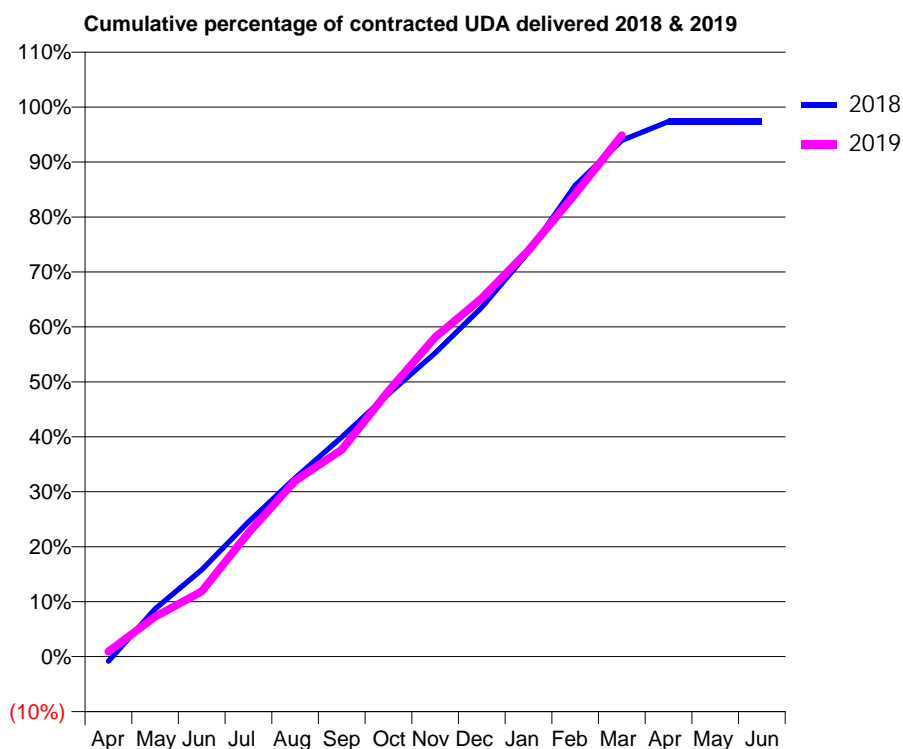
18/19 Contracted general activity (UDA)	2,919
Carry forward general activity (UDA)	77
18/19 Contracted orthodontic activity (UOA)	0
Carry forward orthodontic activity (UOA)	0
Baseline contract value	£77,235.90

ACCESS*

Patients seen in 24 months	Total	Change since previous quarter
Quarter ending March 2018	1,590	
Quarter ending June 2018	1,563	↓
Quarter ending September 2018	1,532	↓
Quarter ending December 2018	1,548	→
Quarter ending March 2019	1,535	→
Variance since March 2018	(3.5%)	↓



ACTIVITY



Month	Adjusted Scheduled Activity (UDA)	
	2018	2019
April	-25	27
May	254	212
June	461	347
July	716	658
August	949	934
September	1,166	1,099
October	1,395	1,411
November	1,613	1,696
December	1,855	1,904
January	2,149	2,158
February	2,503	2,458
March	2,741	2,769
April	2,842	
May	2,842	
June	2,842	

QUALITY

	Quantity	Base Number	Contract	AT	Region	England
% of FP17s for the same patient ID Re-attending within 3 months - Children	94	1,155	8.1%	10.3%	11.9%	11.8%
% of FP17s for the same patient ID Re-attending within 3 months - Adults	83	786	10.6%	15.6%	16.9%	15.7%
% of FP17s for the same patient ID Re-attending between 3 & 9 months - Children	579	1,155	50.1%	49.3%	48.9%	58.9%
% of FP17s for the same patient ID Re-attending between 3 & 9 months - Adults	340	786	43.3%	38.6%	38.9%	50.8%
% of FP17s for Band 1 Urgent Courses	60	1,875	3.2%	10.3%	10.7%	9.1%
% of FP17s Relating to Free Repair or Replacements	4	1,875	0.2%	0.6%	0.5%	0.8%
% of FP17s Relating to Continuations	46	1,875	2.5%	0.9%	0.7%	0.9%
% of Patients satisfied with the dentistry they have received	1	1	N/A	90.5%	89.1%	92.5%
% of Patients satisfied with the time they had to wait for an appointment	1	1	N/A	86.3%	83.1%	87.0%

* This is based on patients treated on this contract for their most recent course of treatment. Figures in italics indicate the base number of FP17s or Patient Questionnaire responses are less than 100. N/A is shown where the base number of responses is less than 10 during the period. % is calculated as Quantity/Base number*100

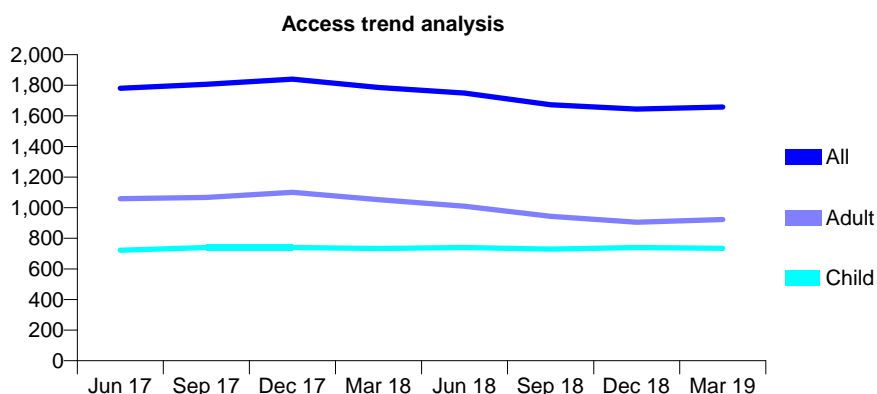
Q63 - Vital Signs At a Glance Contract Report for 101281/0148 - March 2019

Name or company name	OASIS DENTAL CARE LTD
Contract type name	GDS Contract
Purpose of contract	General
Contract start date	01/04/2006
Contract end date	

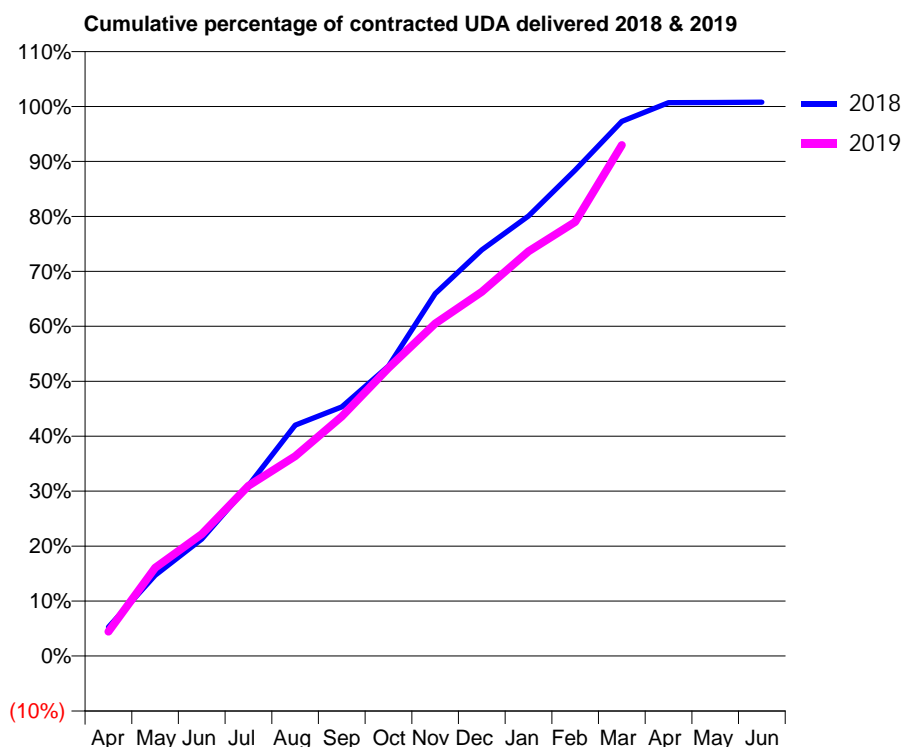
18/19 Contracted general activity (UDA)	4,000
Carry forward general activity (UDA)	-30
18/19 Contracted orthodontic activity (UOA)	0
Carry forward orthodontic activity (UOA)	0
Baseline contract value	£107,191.51

ACCESS*

Patients seen in 24 months	Total	Change since previous quarter
Quarter ending March 2018	1,785	
Quarter ending June 2018	1,749	↓
Quarter ending September 2018	1,673	↓
Quarter ending December 2018	1,644	↓
Quarter ending March 2019	1,658	→
Variance since March 2018	(7.1%)	↓



ACTIVITY



Month	Adjusted Scheduled Activity (UDA)	
	2018	2019
April	210	178
May	588	643
June	851	887
July	1,241	1,239
August	1,680	1,455
September	1,813	1,743
October	2,111	2,096
November	2,637	2,421
December	2,956	2,650
January	3,203	2,945
February	3,538	3,160
March	3,891	3,719
April	4,027	
May	4,028	
June	4,030	

QUALITY

	Quantity	Base Number	Contract	AT	Region	England
% of FP17s for the same patient ID Re-attending within 3 months - Children	118	1,020	11.6%	10.3%	11.9%	11.8%
% of FP17s for the same patient ID Re-attending within 3 months - Adults	96	945	10.2%	15.6%	16.9%	15.7%
% of FP17s for the same patient ID Re-attending between 3 & 9 months - Children	544	1,020	53.3%	49.3%	48.9%	58.9%
% of FP17s for the same patient ID Re-attending between 3 & 9 months - Adults	434	945	45.9%	38.6%	38.9%	50.8%
% of FP17s for Band 1 Urgent Courses	126	1,893	6.7%	10.3%	10.7%	9.1%
% of FP17s Relating to Free Repair or Replacements	14	1,893	0.7%	0.6%	0.5%	0.8%
% of FP17s Relating to Continuations	3	1,893	0.2%	0.9%	0.7%	0.9%
% of Patients satisfied with the dentistry they have received	0	0	N/A	90.5%	89.1%	92.5%
% of Patients satisfied with the time they had to wait for an appointment	0	0	N/A	86.3%	83.1%	87.0%

* This is based on patients treated on this contract for their most recent course of treatment. Figures in italics indicate the base number of FP17s or Patient Questionnaire responses are less than 100. N/A is shown where the base number of responses is less than 10 during the period. % is calculated as Quantity/Base number*100

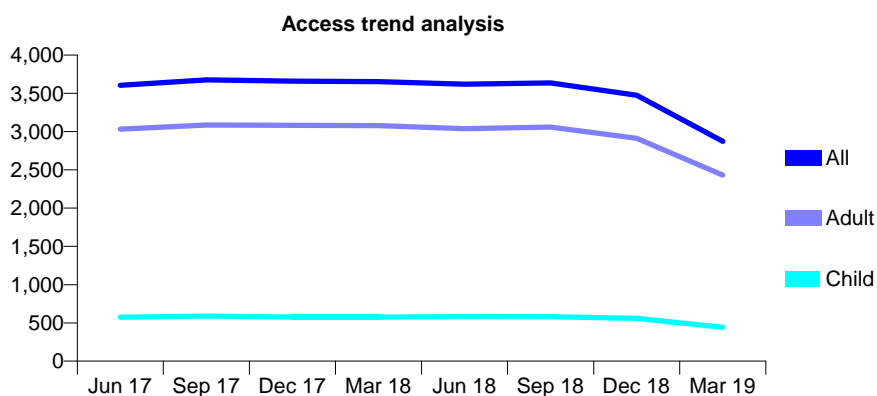
Q63 - Vital Signs At a Glance Contract Report for 101281/0167 - March 2019

Name or company name	OASIS DENTAL CARE LTD
Contract type name	GDS Contract
Purpose of contract	General
Contract start date	01/05/2007
Contract end date	15/01/2019

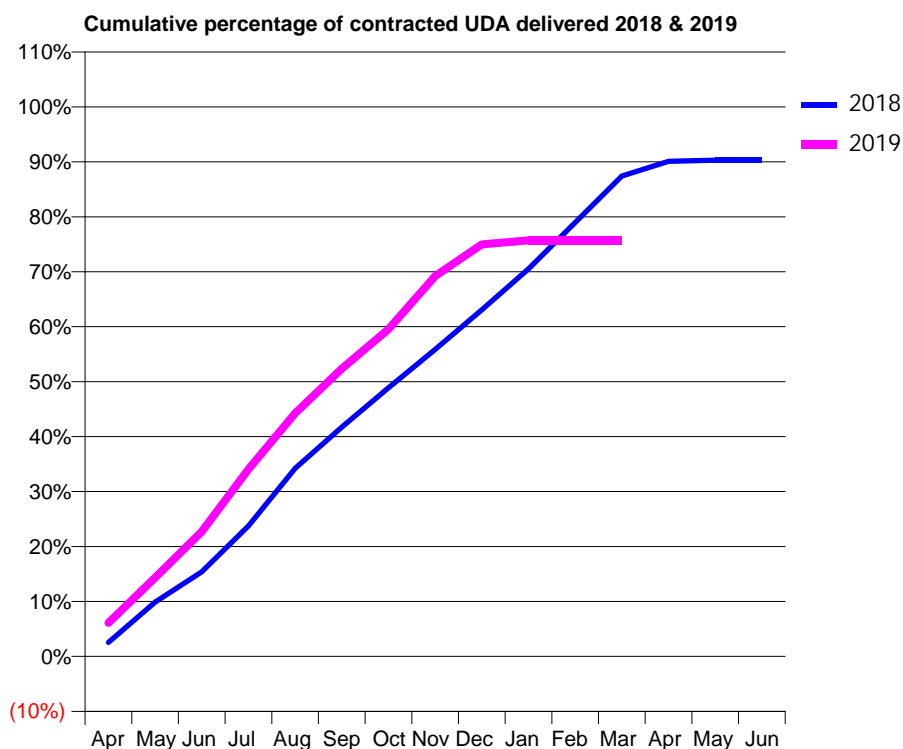
18/19 Contracted general activity (UDA)	6,718
Carry forward general activity (UDA)	0
18/19 Contracted orthodontic activity (UOA)	0
Carry forward orthodontic activity (UOA)	0
Baseline contract value	£178,473.46

ACCESS*

Patients seen in 24 months	Total	Change since previous quarter
Quarter ending March 2018	3,653	
Quarter ending June 2018	3,620	→
Quarter ending September 2018	3,637	→
Quarter ending December 2018	3,474	↓
Quarter ending March 2019	2,873	↓
Variance since March 2018	(21.4%)	↓



ACTIVITY



Month	2018	2019
April	218	409
May	841	965
June	1,309	1,526
July	2,018	2,288
August	2,910	2,972
September	3,546	3,518
October	4,156	4,000
November	4,750	4,650
December	5,359	5,037
January	5,993	5,085
February	6,713	5,085
March	7,431	5,085
April	7,658	
May	7,673	
June	7,673	

QUALITY

	Quantity	Base Number	Contract	AT	Region	England
% of FP17s for the same patient ID Re-attending within 3 months - Children	35	533	6.6%	10.3%	11.9%	11.8%
% of FP17s for the same patient ID Re-attending within 3 months - Adults	239	2,102	11.4%	15.6%	16.9%	15.7%
% of FP17s for the same patient ID Re-attending between 3 & 9 months - Children	252	533	47.3%	49.3%	48.9%	58.9%
% of FP17s for the same patient ID Re-attending between 3 & 9 months - Adults	711	2,102	33.8%	38.6%	38.9%	50.8%
% of FP17s for Band 1 Urgent Courses	163	2,542	6.4%	10.3%	10.7%	9.1%
% of FP17s Relating to Free Repair or Replacements	14	2,542	0.6%	0.6%	0.5%	0.8%
% of FP17s Relating to Continuations	33	2,542	1.3%	0.9%	0.7%	0.9%
% of Patients satisfied with the dentistry they have received	0	0	N/A	90.5%	89.1%	92.5%
% of Patients satisfied with the time they had to wait for an appointment	0	0	N/A	86.3%	83.1%	87.0%

* This is based on patients treated on this contract for their most recent course of treatment. Figures in italics indicate the base number of FP17s or Patient Questionnaire responses are less than 100. N/A is shown where the base number of responses is less than 10 during the period. % is calculated as Quantity/Base number*100

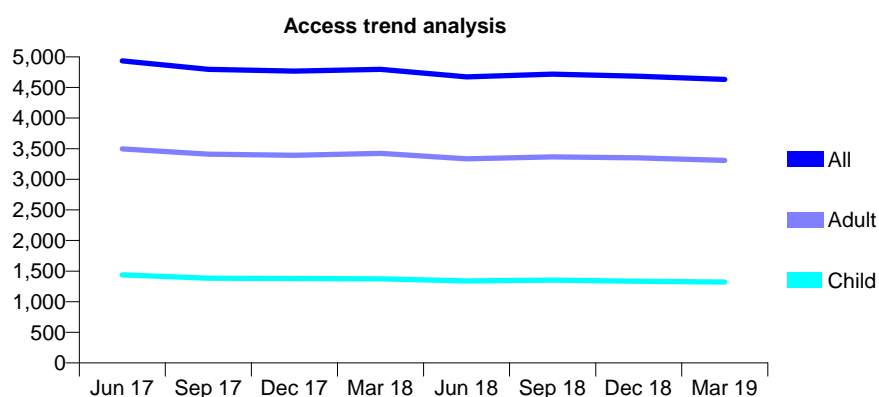
Q63 - Vital Signs At a Glance Contract Report for 101338/0042 - March 2019

Name or company name	Whitecross Dental Care Limited
Contract type name	GDS Contract
Purpose of contract	General
Contract start date	01/04/2006
Contract end date	

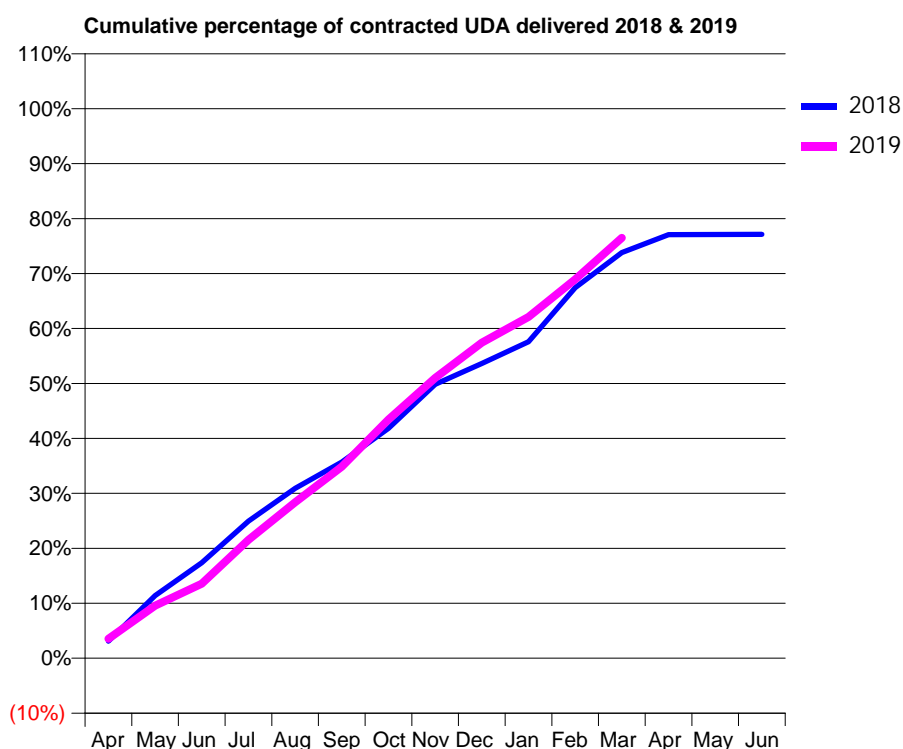
18/19 Contracted general activity (UDA)	17,283
Carry forward general activity (UDA)	0
18/19 Contracted orthodontic activity (UOA)	0
Carry forward orthodontic activity (UOA)	0
Baseline contract value	£605,996.99

ACCESS*

Patients seen in 24 months	Total	Change since previous quarter
Quarter ending March 2018	4,797	
Quarter ending June 2018	4,673	↓
Quarter ending September 2018	4,717	→
Quarter ending December 2018	4,684	→
Quarter ending March 2019	4,631	↓
Variance since March 2018	(3.5%)	↓



ACTIVITY



Month	Adjusted Scheduled Activity (UDA)	
	2018	2019
April	538	614
May	1,969	1,655
June	3,000	2,341
July	4,315	3,722
August	5,339	4,907
September	6,165	6,023
October	7,228	7,506
November	8,615	8,813
December	9,272	9,923
January	9,954	10,734
February	11,655	11,918
March	12,756	13,220
April	13,320	
May	13,328	
June	13,332	

QUALITY

	Quantity	Base Number	Contract	AT	Region	England
% of FP17s for the same patient ID Re-attending within 3 months - Children	114	1,593	7.2%	10.3%	11.9%	11.8%
% of FP17s for the same patient ID Re-attending within 3 months - Adults	526	3,485	15.1%	15.6%	16.9%	15.7%
% of FP17s for the same patient ID Re-attending between 3 & 9 months - Children	646	1,593	40.6%	49.3%	48.9%	58.9%
% of FP17s for the same patient ID Re-attending between 3 & 9 months - Adults	1,112	3,485	31.9%	38.6%	38.9%	50.8%
% of FP17s for Band 1 Urgent Courses	562	4,869	11.5%	10.3%	10.7%	9.1%
% of FP17s Relating to Free Repair or Replacements	35	4,869	0.7%	0.6%	0.5%	0.8%
% of FP17s Relating to Continuations	72	4,869	1.5%	0.9%	0.7%	0.9%
% of Patients satisfied with the dentistry they have received	1	2	N/A	90.5%	89.1%	92.5%
% of Patients satisfied with the time they had to wait for an appointment	2	2	N/A	86.3%	83.1%	87.0%

* This is based on patients treated on this contract for their most recent course of treatment.

Figures in italics indicate the base number of FP17s or Patient Questionnaire responses are less than 100. N/A is shown where the base number of responses is less than 10 during the period. % is calculated as Quantity/Base number*100

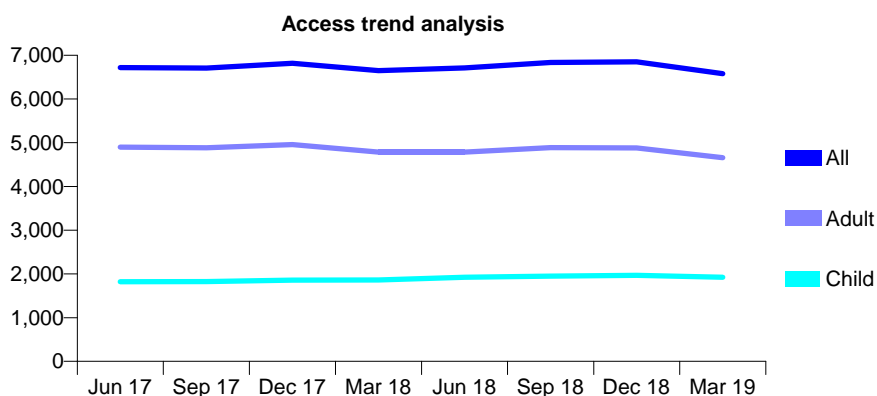
Q63 - Vital Signs At a Glance Contract Report for 101362/0030 - March 2019

Name or company name	Rodericks Dental Limited
Contract type name	GDS Contract
Purpose of contract	General
Contract start date	30/04/2010
Contract end date	

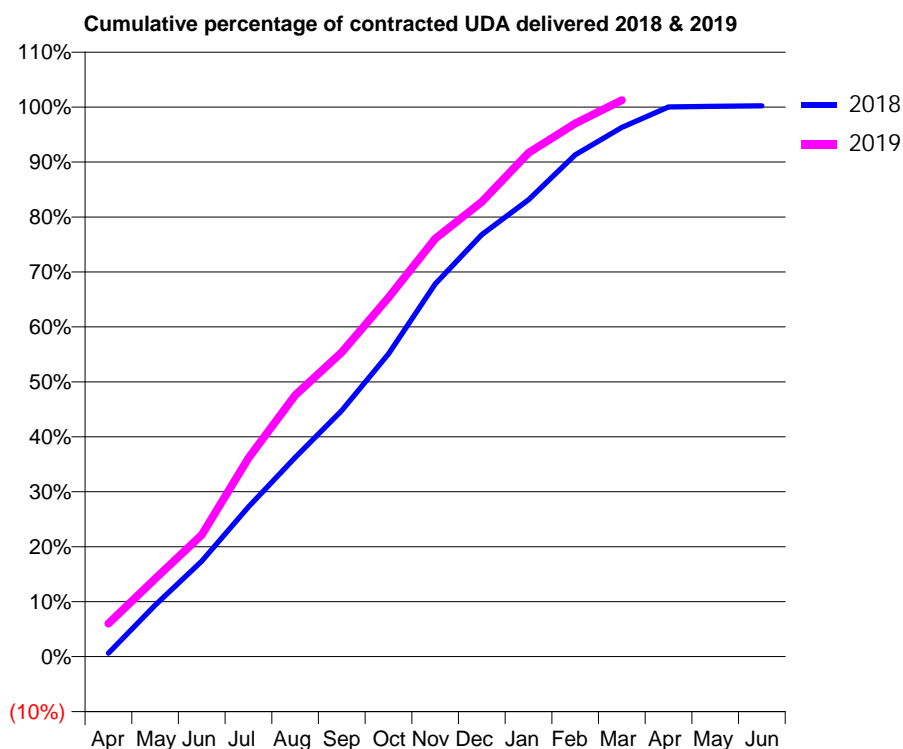
18/19 Contracted general activity (UDA)	16,500
Carry forward general activity (UDA)	-37
18/19 Contracted orthodontic activity (UOA)	0
Carry forward orthodontic activity (UOA)	0
Baseline contract value	£448,063.35

ACCESS*

Patients seen in 24 months	Total	Change since previous quarter
Quarter ending March 2018	6,649	
Quarter ending June 2018	6,712	→
Quarter ending September 2018	6,838	→
Quarter ending December 2018	6,850	→
Quarter ending March 2019	6,578	↓
Variance since March 2018	(1.1%)	↓



ACTIVITY



Month	Adjusted Scheduled Activity (UDA)	
	2018	2019
April	107	992
May	1,542	2,335
June	2,864	3,655
July	4,495	5,958
August	5,982	7,849
September	7,388	9,137
October	9,091	10,780
November	11,189	12,547
December	12,670	13,655
January	13,716	15,126
February	15,066	16,005
March	15,891	16,704
April	16,502	
May	16,522	
June	16,537	

QUALITY

	Quantity	Base Number	Contract	AT	Region	England
% of FP17s for the same patient ID Re-attending within 3 months - Children	198	2,528	7.8%	10.3%	11.9%	11.8%
% of FP17s for the same patient ID Re-attending within 3 months - Adults	928	5,567	16.7%	15.6%	16.9%	15.7%
% of FP17s for the same patient ID Re-attending between 3 & 9 months - Children	1,409	2,528	55.7%	49.3%	48.9%	58.9%
% of FP17s for the same patient ID Re-attending between 3 & 9 months - Adults	2,367	5,567	42.5%	38.6%	38.9%	50.8%
% of FP17s for Band 1 Urgent Courses	978	7,806	12.5%	10.3%	10.7%	9.1%
% of FP17s Relating to Free Repair or Replacements	134	7,806	1.7%	0.6%	0.5%	0.8%
% of FP17s Relating to Continuations	47	7,806	0.6%	0.9%	0.7%	0.9%
% of Patients satisfied with the dentistry they have received	1	1	N/A	90.5%	89.1%	92.5%
% of Patients satisfied with the time they had to wait for an appointment	1	1	N/A	86.3%	83.1%	87.0%

* This is based on patients treated on this contract for their most recent course of treatment. Figures in italics indicate the base number of FP17s or Patient Questionnaire responses are less than 100. N/A is shown where the base number of responses is less than 10 during the period. % is calculated as Quantity/Base number*100

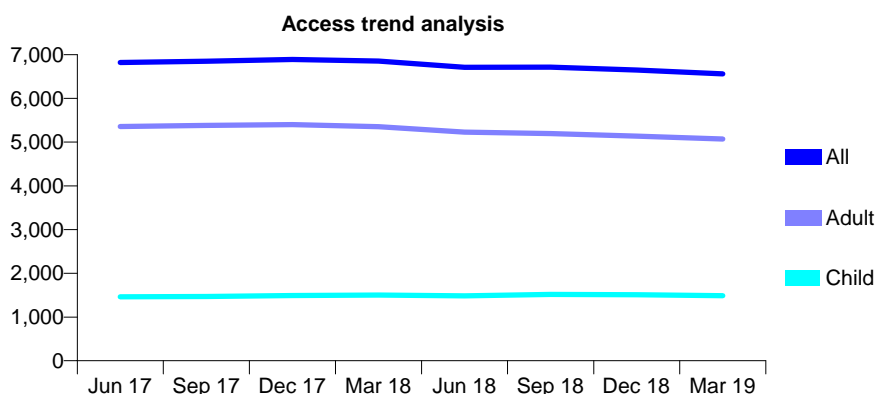
Q63 - Vital Signs At a Glance Contract Report for 101370/0062 - March 2019

Name or company name	Petrie Tucker & Partners Ltd
Contract type name	GDS Contract
Purpose of contract	General
Contract start date	01/04/2006
Contract end date	

18/19 Contracted general activity (UDA)	21,013
Carry forward general activity (UDA)	0
18/19 Contracted orthodontic activity (UOA)	0
Carry forward orthodontic activity (UOA)	0
Baseline contract value	£596,689.50

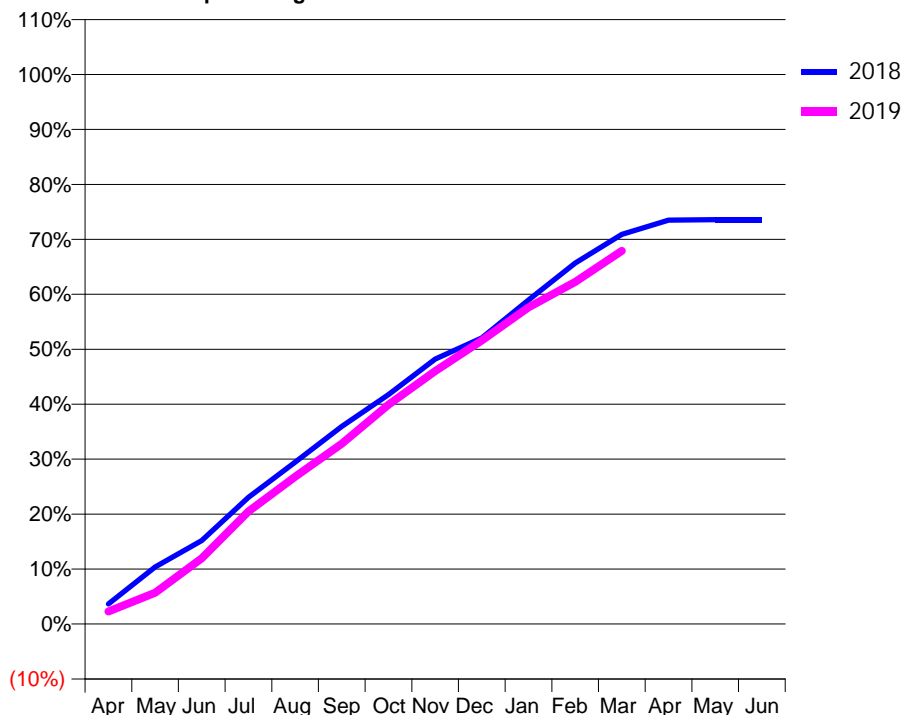
ACCESS*

Patients seen in 24 months	Total	Change since previous quarter
Quarter ending March 2018	6,851	
Quarter ending June 2018	6,712	↓
Quarter ending September 2018	6,715	→
Quarter ending December 2018	6,648	→
Quarter ending March 2019	6,560	↓
Variance since March 2018	(4.2%)	↓



ACTIVITY

Cumulative percentage of contracted UDA delivered 2018 & 2019



Month	Adjusted Scheduled Activity (UDA)	
	2018	2019
April	769	479
May	2,184	1,198
June	3,197	2,513
July	4,840	4,305
August	6,189	5,634
September	7,553	6,894
October	8,771	8,384
November	10,129	9,672
December	10,941	10,845
January	12,388	12,109
February	13,799	13,084
March	14,896	14,271
April	15,442	
May	15,458	
June	15,458	

QUALITY

	Quantity	Base Number	Contract	AT	Region	England
% of FP17s for the same patient ID Re-attending within 3 months - Children	115	1,808	6.4%	10.3%	11.9%	11.8%
% of FP17s for the same patient ID Re-attending within 3 months - Adults	556	5,212	10.7%	15.6%	16.9%	15.7%
% of FP17s for the same patient ID Re-attending between 3 & 9 months - Children	821	1,808	45.4%	49.3%	48.9%	58.9%
% of FP17s for the same patient ID Re-attending between 3 & 9 months - Adults	2,016	5,212	38.7%	38.6%	38.9%	50.8%
% of FP17s for Band 1 Urgent Courses	524	6,710	7.8%	10.3%	10.7%	9.1%
% of FP17s Relating to Free Repair or Replacements	35	6,710	0.5%	0.6%	0.5%	0.8%
% of FP17s Relating to Continuations	63	6,710	0.9%	0.9%	0.7%	0.9%
% of Patients satisfied with the dentistry they have received	4	4	N/A	90.5%	89.1%	92.5%
% of Patients satisfied with the time they had to wait for an appointment	4	4	N/A	86.3%	83.1%	87.0%

* This is based on patients treated on this contract for their most recent course of treatment. Figures in italics indicate the base number of FP17s or Patient Questionnaire responses are less than 100. N/A is shown where the base number of responses is less than 10 during the period. % is calculated as Quantity/Base number*100

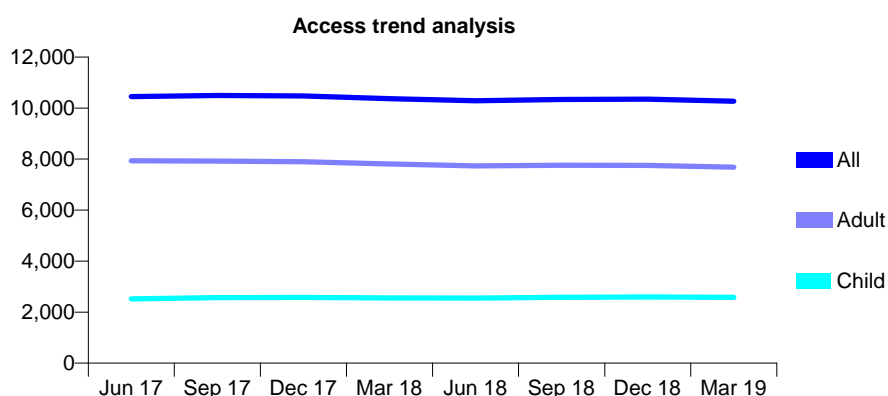
Q63 - Vital Signs At a Glance Contract Report for 101370/0067 - March 2019

Name or company name	Petrie Tucker & Partners Ltd
Contract type name	GDS Contract
Purpose of contract	General
Contract start date	01/04/2006
Contract end date	

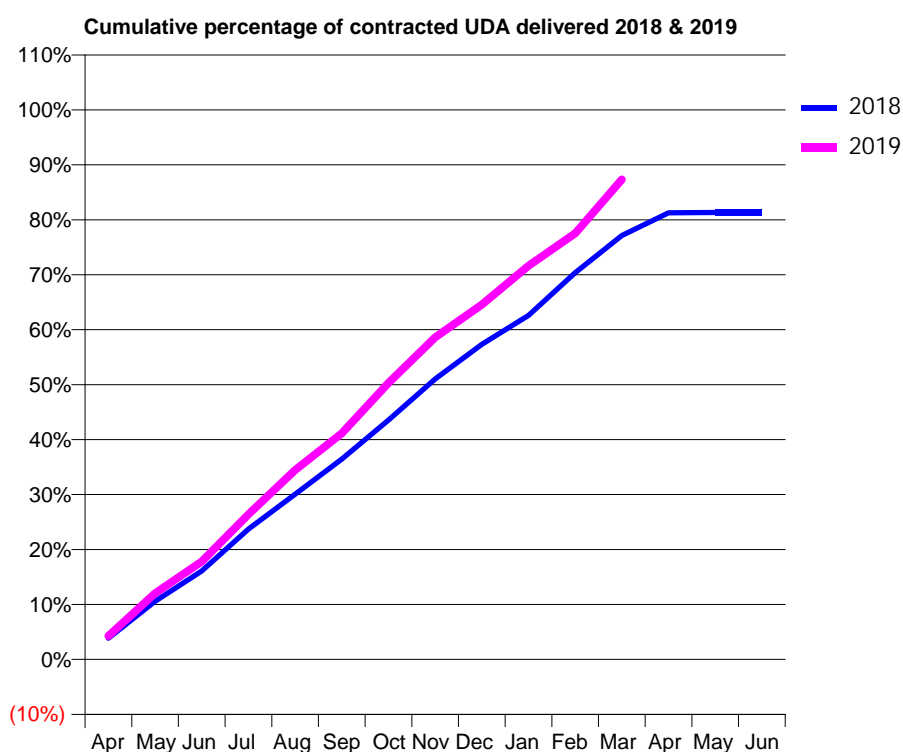
18/19 Contracted general activity (UDA)	37,732
Carry forward general activity (UDA)	0
18/19 Contracted orthodontic activity (UOA)	0
Carry forward orthodontic activity (UOA)	0
Baseline contract value	£1,073,757.68

ACCESS*

Patients seen in 24 months	Total	Change since previous quarter
Quarter ending March 2018	10,367	
Quarter ending June 2018	10,286	→
Quarter ending September 2018	10,336	→
Quarter ending December 2018	10,348	→
Quarter ending March 2019	10,266	→
Variance since March 2018	(1.0%)	→



ACTIVITY



Month	2018	2019
April	1,464	1,607
May	3,995	4,550
June	6,076	6,715
July	8,954	9,965
August	11,346	13,006
September	13,759	15,520
October	16,436	18,990
November	19,262	22,120
December	21,634	24,353
January	23,620	27,022
February	26,559	29,262
March	29,102	32,949
April	30,656	
May	30,688	
June	30,689	

QUALITY

	Quantity	Base Number	Contract	AT	Region	England
% of FP17s for the same patient ID Re-attending within 3 months - Children	340	3,482	9.8%	10.3%	11.9%	11.8%
% of FP17s for the same patient ID Re-attending within 3 months - Adults	1,549	8,522	18.2%	15.6%	16.9%	15.7%
% of FP17s for the same patient ID Re-attending between 3 & 9 months - Children	1,741	3,482	50.0%	49.3%	48.9%	58.9%
% of FP17s for the same patient ID Re-attending between 3 & 9 months - Adults	2,931	8,522	34.4%	38.6%	38.9%	50.8%
% of FP17s for Band 1 Urgent Courses	1,247	11,512	10.8%	10.3%	10.7%	9.1%
% of FP17s Relating to Free Repair or Replacements	99	11,512	0.9%	0.6%	0.5%	0.8%
% of FP17s Relating to Continuations	214	11,512	1.9%	0.9%	0.7%	0.9%
% of Patients satisfied with the dentistry they have received	0	0	N/A	90.5%	89.1%	92.5%
% of Patients satisfied with the time they had to wait for an appointment	0	0	N/A	86.3%	83.1%	87.0%

* This is based on patients treated on this contract for their most recent course of treatment. Figures in italics indicate the base number of FP17s or Patient Questionnaire responses are less than 100. N/A is shown where the base number of responses is less than 10 during the period. % is calculated as Quantity/Base number*100

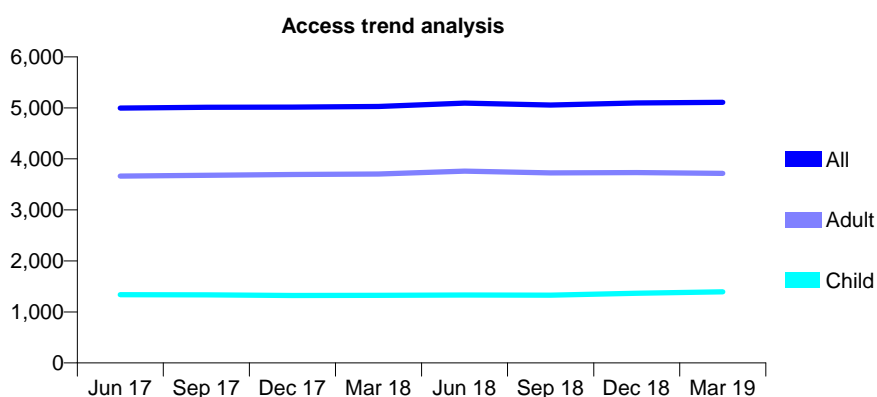
Q63 - Vital Signs At a Glance Contract Report for 101435/0001 - March 2019

Name or company name	IDH Limited
Contract type name	GDS Contract
Purpose of contract	General
Contract start date	01/04/2006
Contract end date	

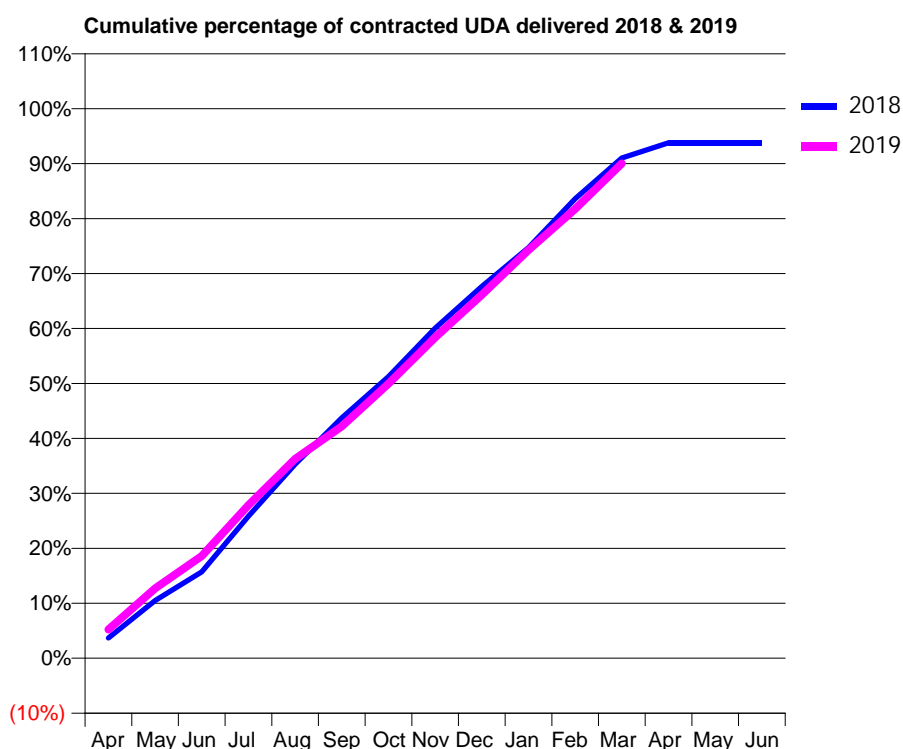
18/19 Contracted general activity (UDA)	13,959
Carry forward general activity (UDA)	0
18/19 Contracted orthodontic activity (UOA)	0
Carry forward orthodontic activity (UOA)	0
Baseline contract value	£370,278.51

ACCESS*

Patients seen in 24 months	Total	Change since previous quarter
Quarter ending March 2018	5,030	
Quarter ending June 2018	5,093	→
Quarter ending September 2018	5,054	→
Quarter ending December 2018	5,096	→
Quarter ending March 2019	5,110	→
Variance since March 2018	1.6%	→



ACTIVITY



Month	2018	2019
April	516	729
May	1,466	1,774
June	2,192	2,595
July	3,609	3,890
August	4,931	5,064
September	6,107	5,890
October	7,154	6,974
November	8,384	8,149
December	9,442	9,228
January	10,428	10,368
February	11,675	11,415
March	12,705	12,570
April	13,090	
May	13,089	
June	13,091	

QUALITY

	Quantity	Base Number	Contract	AT	Region	England
% of FP17s for the same patient ID Re-attending within 3 months - Children	93	1,578	5.9%	10.3%	11.9%	11.8%
% of FP17s for the same patient ID Re-attending within 3 months - Adults	322	3,365	9.6%	15.6%	16.9%	15.7%
% of FP17s for the same patient ID Re-attending between 3 & 9 months - Children	705	1,578	44.7%	49.3%	48.9%	58.9%
% of FP17s for the same patient ID Re-attending between 3 & 9 months - Adults	1,010	3,365	30.0%	38.6%	38.9%	50.8%
% of FP17s for Band 1 Urgent Courses	351	4,798	7.3%	10.3%	10.7%	9.1%
% of FP17s Relating to Free Repair or Replacements	8	4,798	0.2%	0.6%	0.5%	0.8%
% of FP17s Relating to Continuations	50	4,798	1.0%	0.9%	0.7%	0.9%
% of Patients satisfied with the dentistry they have received	0	0	N/A	90.5%	89.1%	92.5%
% of Patients satisfied with the time they had to wait for an appointment	0	0	N/A	86.3%	83.1%	87.0%

* This is based on patients treated on this contract for their most recent course of treatment.

Figures in italics indicate the base number of FP17s or Patient Questionnaire responses are less than 100. N/A is shown where the base number of responses is less than 10 during the period. % is calculated as Quantity/Base number*100

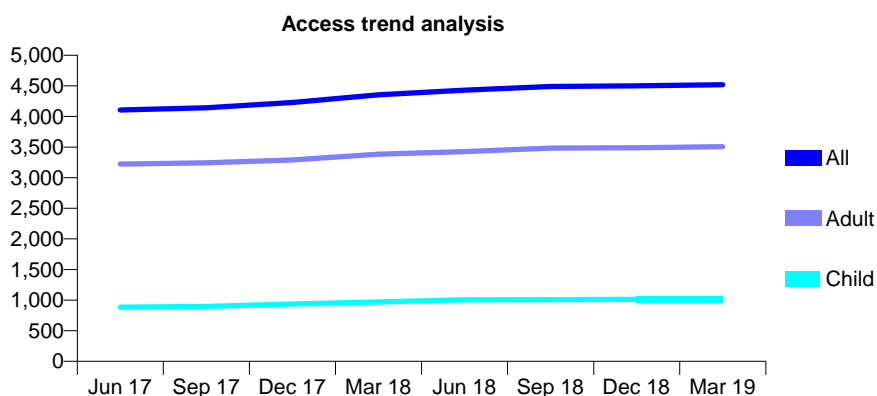
Q63 - Vital Signs At a Glance Contract Report for 101435/0026 - March 2019

Name or company name	IDH Limited
Contract type name	GDS Contract
Purpose of contract	General
Contract start date	01/04/2006
Contract end date	

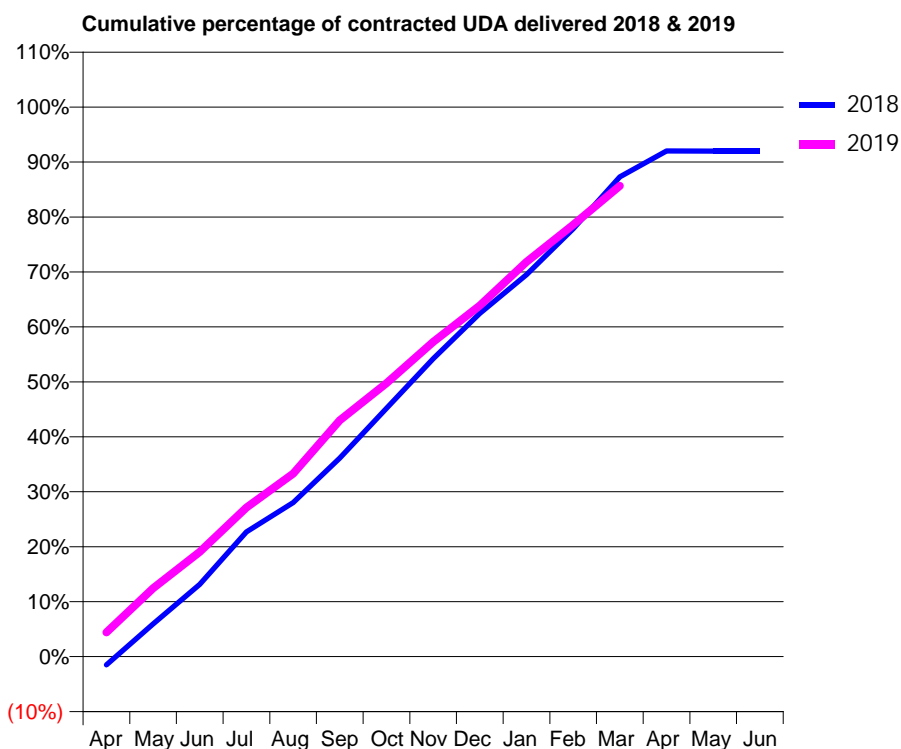
18/19 Contracted general activity (UDA)	14,614
Carry forward general activity (UDA)	0
18/19 Contracted orthodontic activity (UOA)	0
Carry forward orthodontic activity (UOA)	0
Baseline contract value	£364,859.73

ACCESS*

Patients seen in 24 months	Total	Change since previous quarter
Quarter ending March 2018	4,355	
Quarter ending June 2018	4,431	→
Quarter ending September 2018	4,489	→
Quarter ending December 2018	4,501	→
Quarter ending March 2019	4,520	→
Variance since March 2018	3.8%	↑



ACTIVITY



Month	Adjusted Scheduled Activity (UDA)	
	2018	2019
April	-221	643
May	870	1,822
June	1,920	2,785
July	3,318	3,963
August	4,099	4,869
September	5,278	6,283
October	6,607	7,271
November	7,921	8,366
December	9,127	9,335
January	10,157	10,499
February	11,380	11,484
March	12,759	12,521
April	13,445	
May	13,444	
June	13,441	

QUALITY

	Quantity	Base Number	Contract	AT	Region	England
% of FP17s for the same patient ID Re-attending within 3 months - Children	99	1,350	7.3%	10.3%	11.9%	11.8%
% of FP17s for the same patient ID Re-attending within 3 months - Adults	726	4,565	15.9%	15.6%	16.9%	15.7%
% of FP17s for the same patient ID Re-attending between 3 & 9 months - Children	690	1,350	51.1%	49.3%	48.9%	58.9%
% of FP17s for the same patient ID Re-attending between 3 & 9 months - Adults	2,299	4,565	50.4%	38.6%	38.9%	50.8%
% of FP17s for Band 1 Urgent Courses	512	5,655	9.1%	10.3%	10.7%	9.1%
% of FP17s Relating to Free Repair or Replacements	19	5,655	0.3%	0.6%	0.5%	0.8%
% of FP17s Relating to Continuations	134	5,655	2.4%	0.9%	0.7%	0.9%
% of Patients satisfied with the dentistry they have received	3	3	N/A	90.5%	89.1%	92.5%
% of Patients satisfied with the time they had to wait for an appointment	3	3	N/A	86.3%	83.1%	87.0%

* This is based on patients treated on this contract for their most recent course of treatment. Figures in italics indicate the base number of FP17s or Patient Questionnaire responses are less than 100. N/A is shown where the base number of responses is less than 10 during the period. % is calculated as Quantity/Base number*100

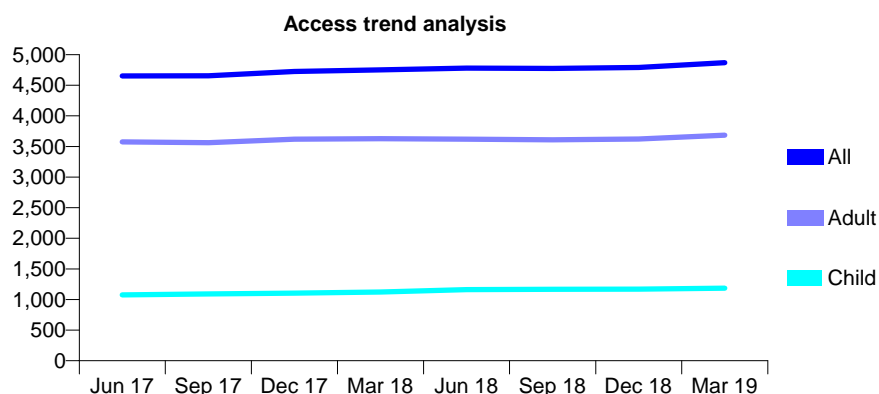
Q63 - Vital Signs At a Glance Contract Report for 101435/0030 - March 2019

Name or company name	IDH Limited
Contract type name	GDS Contract
Purpose of contract	General
Contract start date	01/04/2006
Contract end date	

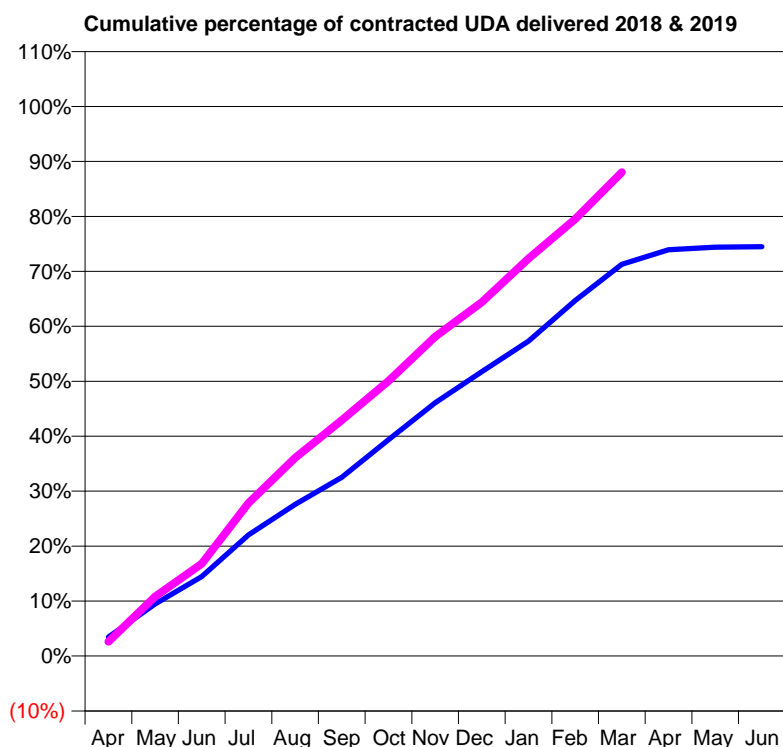
18/19 Contracted general activity (UDA)	15,000
Carry forward general activity (UDA)	0
18/19 Contracted orthodontic activity (UOA)	0
Carry forward orthodontic activity (UOA)	0
Baseline contract value	£407,873.93

ACCESS*

Patients seen in 24 months	Total	Change since previous quarter
Quarter ending March 2018	4,752	
Quarter ending June 2018	4,782	→
Quarter ending September 2018	4,775	→
Quarter ending December 2018	4,790	→
Quarter ending March 2019	4,871	→
Variance since March 2018	2.5%	↑



ACTIVITY



Month	Adjusted Scheduled Activity (UDA)	
	2018	2019
April	520	390
May	1,423	1,623
June	2,172	2,518
July	3,303	4,174
August	4,139	5,409
September	4,875	6,437
October	5,903	7,506
November	6,913	8,717
December	7,764	9,656
January	8,594	10,848
February	9,705	11,927
March	10,692	13,204
April	11,088	
May	11,159	
June	11,171	

QUALITY

	Quantity	Base Number	Contract	AT	Region	England
% of FP17s for the same patient ID Re-attending within 3 months - Children	113	1,439	7.9%	10.3%	11.9%	11.8%
% of FP17s for the same patient ID Re-attending within 3 months - Adults	501	4,062	12.3%	15.6%	16.9%	15.7%
% of FP17s for the same patient ID Re-attending between 3 & 9 months - Children	675	1,439	46.9%	49.3%	48.9%	58.9%
% of FP17s for the same patient ID Re-attending between 3 & 9 months - Adults	1,676	4,062	41.3%	38.6%	38.9%	50.8%
% of FP17s for Band 1 Urgent Courses	295	5,282	5.6%	10.3%	10.7%	9.1%
% of FP17s Relating to Free Repair or Replacements	17	5,282	0.3%	0.6%	0.5%	0.8%
% of FP17s Relating to Continuations	102	5,282	1.9%	0.9%	0.7%	0.9%
% of Patients satisfied with the dentistry they have received	0	1	N/A	90.5%	89.1%	92.5%
% of Patients satisfied with the time they had to wait for an appointment	0	1	N/A	86.3%	83.1%	87.0%

* This is based on patients treated on this contract for their most recent course of treatment. Figures in italics indicate the base number of FP17s or Patient Questionnaire responses are less than 100. N/A is shown where the base number of responses is less than 10 during the period. % is calculated as Quantity/Base number*100

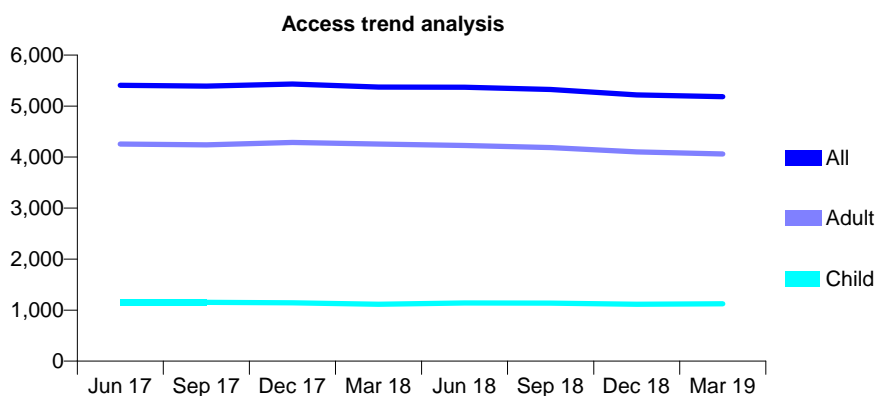
Q63 - Vital Signs At a Glance Contract Report for 101435/0032 - March 2019

Name or company name	IDH Limited
Contract type name	GDS Contract
Purpose of contract	General
Contract start date	01/04/2006
Contract end date	

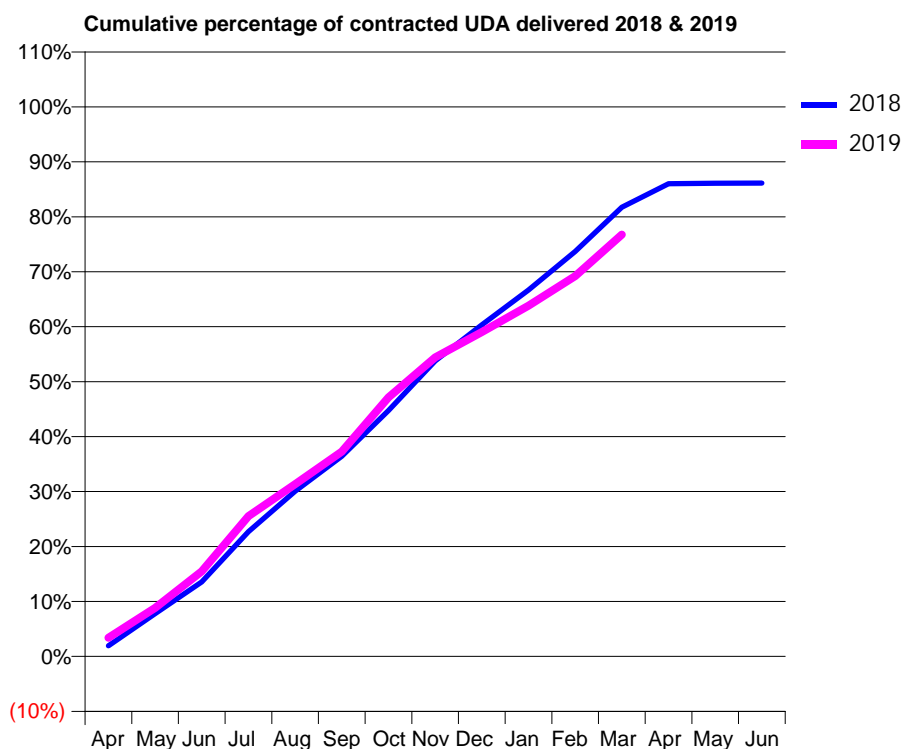
18/19 Contracted general activity (UDA)	20,379
Carry forward general activity (UDA)	0
18/19 Contracted orthodontic activity (UOA)	0
Carry forward orthodontic activity (UOA)	0
Baseline contract value	£592,548.65

ACCESS*

Patients seen in 24 months	Total	Change since previous quarter
Quarter ending March 2018	5,372	
Quarter ending June 2018	5,368	→
Quarter ending September 2018	5,325	→
Quarter ending December 2018	5,220	↓
Quarter ending March 2019	5,186	→
Variance since March 2018	(3.5%)	↓



ACTIVITY



Month	2018	2019
April	398	697
May	1,591	1,800
June	2,762	3,158
July	4,629	5,202
August	6,132	6,385
September	7,418	7,595
October	9,120	9,608
November	10,959	11,089
December	12,295	12,024
January	13,587	13,003
February	15,015	14,108
March	16,653	15,640
April	17,526	
May	17,543	
June	17,554	

QUALITY

	Quantity	Base Number	Contract	AT	Region	England
% of FP17s for the same patient ID Re-attending within 3 months - Children	86	1,321	6.5%	10.3%	11.9%	11.8%
% of FP17s for the same patient ID Re-attending within 3 months - Adults	274	3,737	7.3%	15.6%	16.9%	15.7%
% of FP17s for the same patient ID Re-attending between 3 & 9 months - Children	581	1,321	44.0%	49.3%	48.9%	58.9%
% of FP17s for the same patient ID Re-attending between 3 & 9 months - Adults	1,428	3,737	38.2%	38.6%	38.9%	50.8%
% of FP17s for Band 1 Urgent Courses	190	4,834	3.9%	10.3%	10.7%	9.1%
% of FP17s Relating to Free Repair or Replacements	22	4,834	0.5%	0.6%	0.5%	0.8%
% of FP17s Relating to Continuations	68	4,834	1.4%	0.9%	0.7%	0.9%
% of Patients satisfied with the dentistry they have received	0	2	N/A	90.5%	89.1%	92.5%
% of Patients satisfied with the time they had to wait for an appointment	1	2	N/A	86.3%	83.1%	87.0%

* This is based on patients treated on this contract for their most recent course of treatment. Figures in italics indicate the base number of FP17s or Patient Questionnaire responses are less than 100. N/A is shown where the base number of responses is less than 10 during the period. % is calculated as Quantity/Base number*100

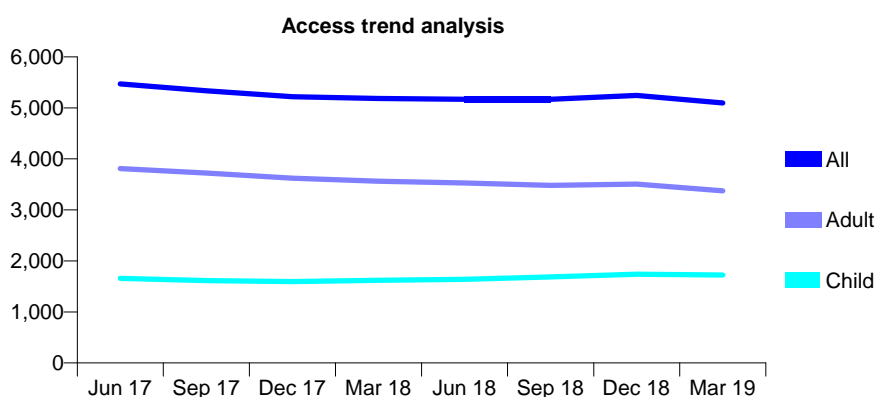
Q63 - Vital Signs At a Glance Contract Report for 101435/0036 - March 2019

Name or company name	IDH Limited
Contract type name	GDS Contract
Purpose of contract	General
Contract start date	01/04/2006
Contract end date	

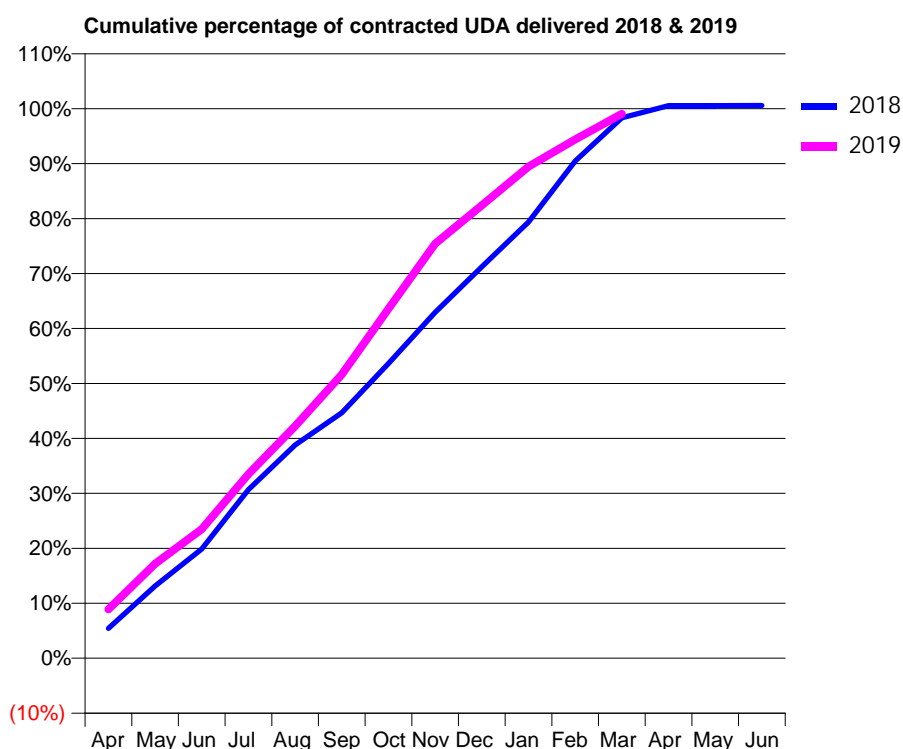
18/19 Contracted general activity (UDA)	15,301
Carry forward general activity (UDA)	-87
18/19 Contracted orthodontic activity (UOA)	0
Carry forward orthodontic activity (UOA)	0
Baseline contract value	£485,353.26

ACCESS*

Patients seen in 24 months	Total	Change since previous quarter
Quarter ending March 2018	5,183	
Quarter ending June 2018	5,167	→
Quarter ending September 2018	5,169	→
Quarter ending December 2018	5,243	→
Quarter ending March 2019	5,098	↓
Variance since March 2018	(1.6%)	↓



ACTIVITY



Month	Adjusted Scheduled Activity (UDA)	
	2018	2019
April	834	1,359
May	2,015	2,630
June	3,042	3,595
July	4,694	5,127
August	5,937	6,462
September	6,833	7,899
October	8,208	9,730
November	9,629	11,541
December	10,895	12,609
January	12,145	13,685
February	13,845	14,446
March	15,042	15,160
April	15,384	
May	15,385	
June	15,388	

QUALITY

	Quantity	Base Number	Contract	AT	Region	England
% of FP17s for the same patient ID Re-attending within 3 months - Children	130	2,182	6.0%	10.3%	11.9%	11.8%
% of FP17s for the same patient ID Re-attending within 3 months - Adults	422	3,108	13.6%	15.6%	16.9%	15.7%
% of FP17s for the same patient ID Re-attending between 3 & 9 months - Children	994	2,182	45.6%	49.3%	48.9%	58.9%
% of FP17s for the same patient ID Re-attending between 3 & 9 months - Adults	917	3,108	29.5%	38.6%	38.9%	50.8%
% of FP17s for Band 1 Urgent Courses	358	5,143	7.0%	10.3%	10.7%	9.1%
% of FP17s Relating to Free Repair or Replacements	21	5,143	0.4%	0.6%	0.5%	0.8%
% of FP17s Relating to Continuations	20	5,143	0.4%	0.9%	0.7%	0.9%
% of Patients satisfied with the dentistry they have received	3	3	N/A	90.5%	89.1%	92.5%
% of Patients satisfied with the time they had to wait for an appointment	2	3	N/A	86.3%	83.1%	87.0%

* This is based on patients treated on this contract for their most recent course of treatment. Figures in italics indicate the base number of FP17s or Patient Questionnaire responses are less than 100. N/A is shown where the base number of responses is less than 10 during the period. % is calculated as Quantity/Base number*100

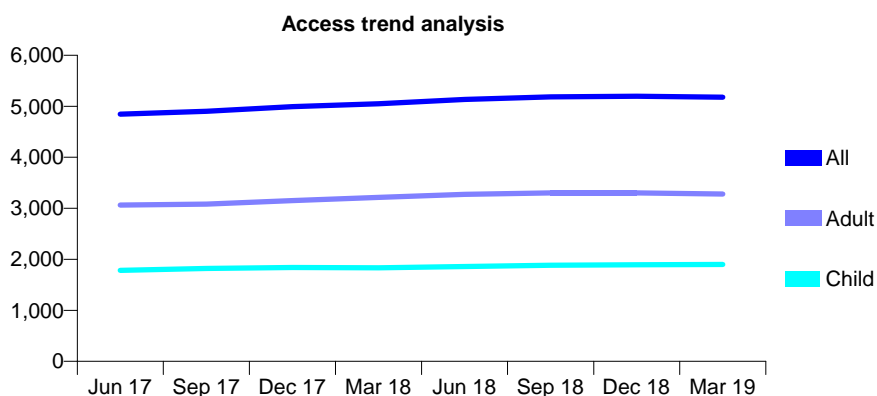
Q63 - Vital Signs At a Glance Contract Report for 101435/0037 - March 2019

Name or company name	IDH Limited
Contract type name	GDS Contract
Purpose of contract	General
Contract start date	01/04/2006
Contract end date	

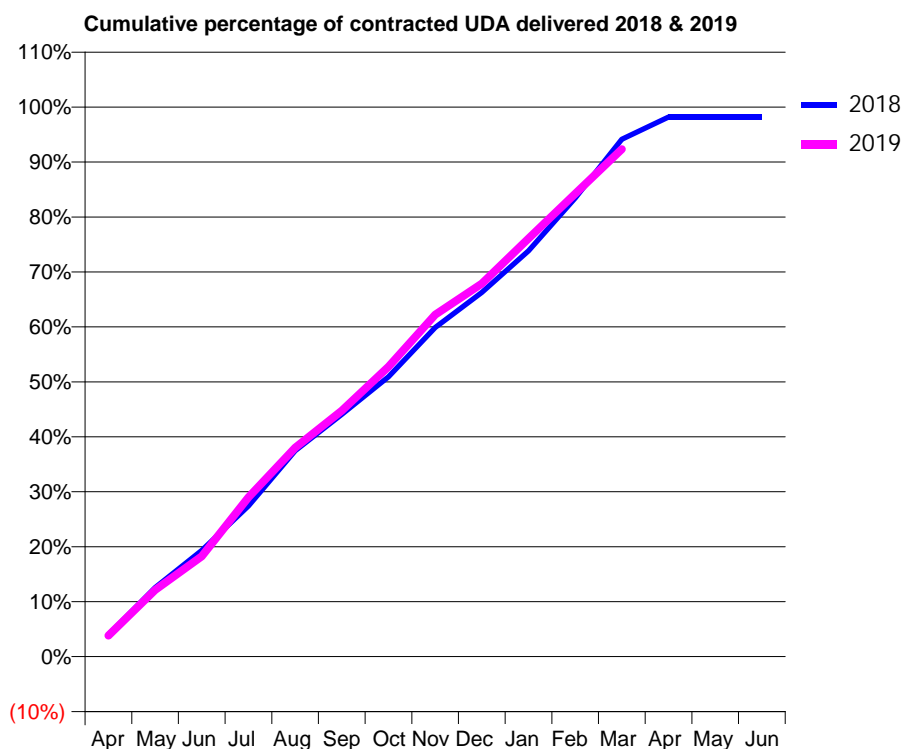
18/19 Contracted general activity (UDA)	12,512
Carry forward general activity (UDA)	228
18/19 Contracted orthodontic activity (UOA)	0
Carry forward orthodontic activity (UOA)	0
Baseline contract value	£338,441.61

ACCESS*

Patients seen in 24 months	Total	Change since previous quarter
Quarter ending March 2018	5,050	
Quarter ending June 2018	5,133	→
Quarter ending September 2018	5,183	→
Quarter ending December 2018	5,196	→
Quarter ending March 2019	5,179	→
Variance since March 2018	2.6%	↑



ACTIVITY



Month	Adjusted Scheduled Activity (UDA)	
	2018	2019
April	498	478
May	1,575	1,518
June	2,420	2,281
July	3,431	3,626
August	4,690	4,756
September	5,516	5,599
October	6,372	6,598
November	7,493	7,786
December	8,291	8,490
January	9,239	9,521
February	10,440	10,541
March	11,779	11,550
April	12,284	
May	12,284	
June	12,284	

QUALITY

	Quantity	Base Number	Contract	AT	Region	England
% of FP17s for the same patient ID Re-attending within 3 months - Children	110	2,068	5.3%	10.3%	11.9%	11.8%
% of FP17s for the same patient ID Re-attending within 3 months - Adults	270	2,854	9.5%	15.6%	16.9%	15.7%
% of FP17s for the same patient ID Re-attending between 3 & 9 months - Children	821	2,068	39.7%	49.3%	48.9%	58.9%
% of FP17s for the same patient ID Re-attending between 3 & 9 months - Adults	888	2,854	31.1%	38.6%	38.9%	50.8%
% of FP17s for Band 1 Urgent Courses	207	4,756	4.4%	10.3%	10.7%	9.1%
% of FP17s Relating to Free Repair or Replacements	22	4,756	0.5%	0.6%	0.5%	0.8%
% of FP17s Relating to Continuations	35	4,756	0.7%	0.9%	0.7%	0.9%
% of Patients satisfied with the dentistry they have received	1	1	N/A	90.5%	89.1%	92.5%
% of Patients satisfied with the time they had to wait for an appointment	1	1	N/A	86.3%	83.1%	87.0%

* This is based on patients treated on this contract for their most recent course of treatment. Figures in italics indicate the base number of FP17s or Patient Questionnaire responses are less than 100. N/A is shown where the base number of responses is less than 10 during the period. % is calculated as Quantity/Base number*100

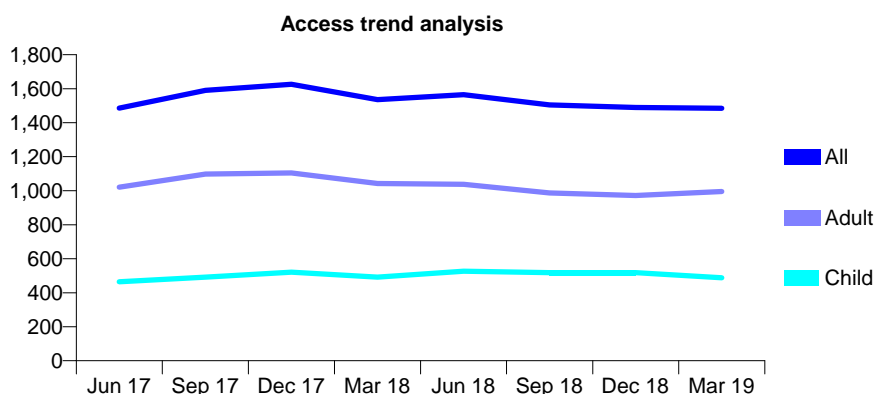
Q63 - Vital Signs At a Glance Contract Report for 103756/0001 - March 2019

Name or company name	Smile Impressions Blackheath Ltd
Contract type name	GDS Contract
Purpose of contract	General
Contract start date	01/06/2015
Contract end date	

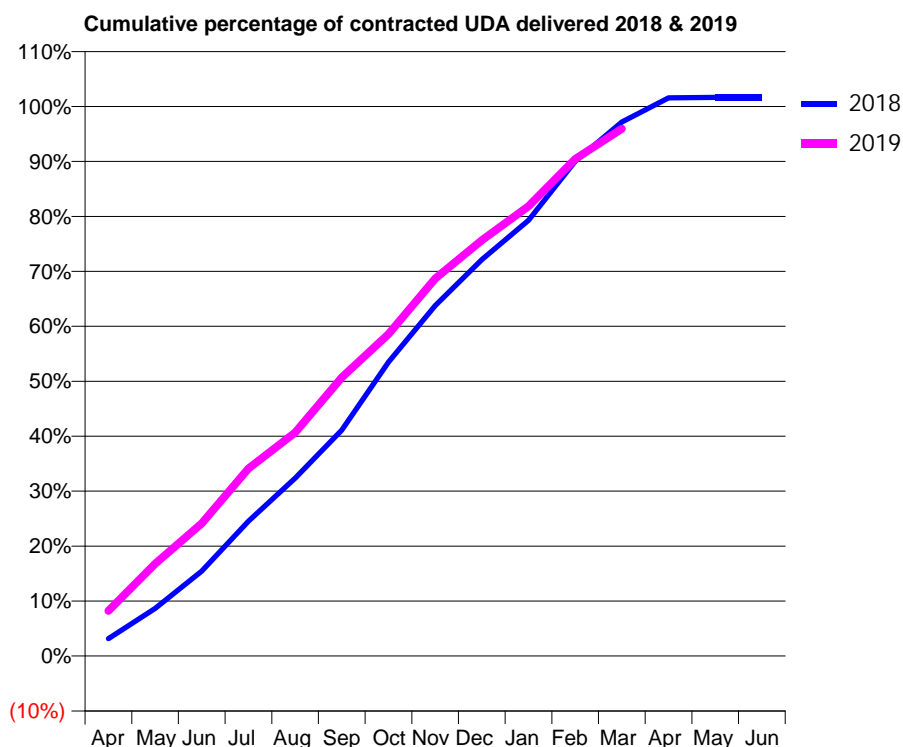
18/19 Contracted general activity (UDA)	3,463
Carry forward general activity (UDA)	-57
18/19 Contracted orthodontic activity (UOA)	0
Carry forward orthodontic activity (UOA)	0
Baseline contract value	£79,960.94

ACCESS*

Patients seen in 24 months	Total	Change since previous quarter
Quarter ending March 2018	1,535	
Quarter ending June 2018	1,564	→
Quarter ending September 2018	1,505	↓
Quarter ending December 2018	1,490	→
Quarter ending March 2019	1,484	→
Variance since March 2018	(3.3%)	↓



ACTIVITY



Month	Adjusted Scheduled Activity (UDA)	
	2018	2019
April	109	285
May	301	582
June	535	836
July	850	1,181
August	1,121	1,408
September	1,423	1,755
October	1,852	2,028
November	2,208	2,379
December	2,497	2,620
January	2,746	2,834
February	3,117	3,132
March	3,365	3,322
April	3,518	
May	3,520	
June	3,520	

QUALITY

	Quantity	Base Number	Contract	AT	Region	England
% of FP17s for the same patient ID Re-attending within 3 months - Children	85	790	10.8%	10.3%	11.9%	11.8%
% of FP17s for the same patient ID Re-attending within 3 months - Adults	85	953	8.9%	15.6%	16.9%	15.7%
% of FP17s for the same patient ID Re-attending between 3 & 9 months - Children	433	790	54.8%	49.3%	48.9%	58.9%
% of FP17s for the same patient ID Re-attending between 3 & 9 months - Adults	398	953	41.8%	38.6%	38.9%	50.8%
% of FP17s for Band 1 Urgent Courses	115	1,697	6.8%	10.3%	10.7%	9.1%
% of FP17s Relating to Free Repair or Replacements	5	1,697	0.3%	0.6%	0.5%	0.8%
% of FP17s Relating to Continuations	0	1,697	0.0%	0.9%	0.7%	0.9%
% of Patients satisfied with the dentistry they have received	0	0	N/A	90.5%	89.1%	92.5%
% of Patients satisfied with the time they had to wait for an appointment	0	0	N/A	86.3%	83.1%	87.0%

* This is based on patients treated on this contract for their most recent course of treatment. Figures in italics indicate the base number of FP17s or Patient Questionnaire responses are less than 100. N/A is shown where the base number of responses is less than 10 during the period. % is calculated as Quantity/Base number*100

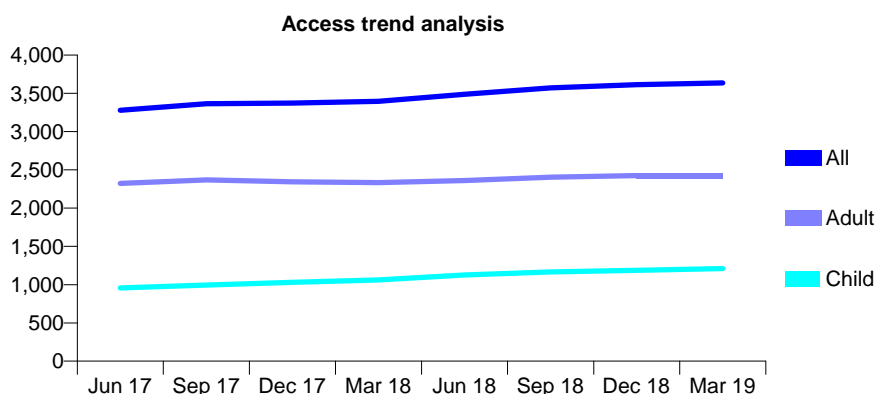
Q63 - Vital Signs At a Glance Contract Report for 103896/0001 - March 2019

Name or company name	Newham Family Dental Care Limited
Contract type name	GDS Contract
Purpose of contract	General
Contract start date	17/03/2011
Contract end date	

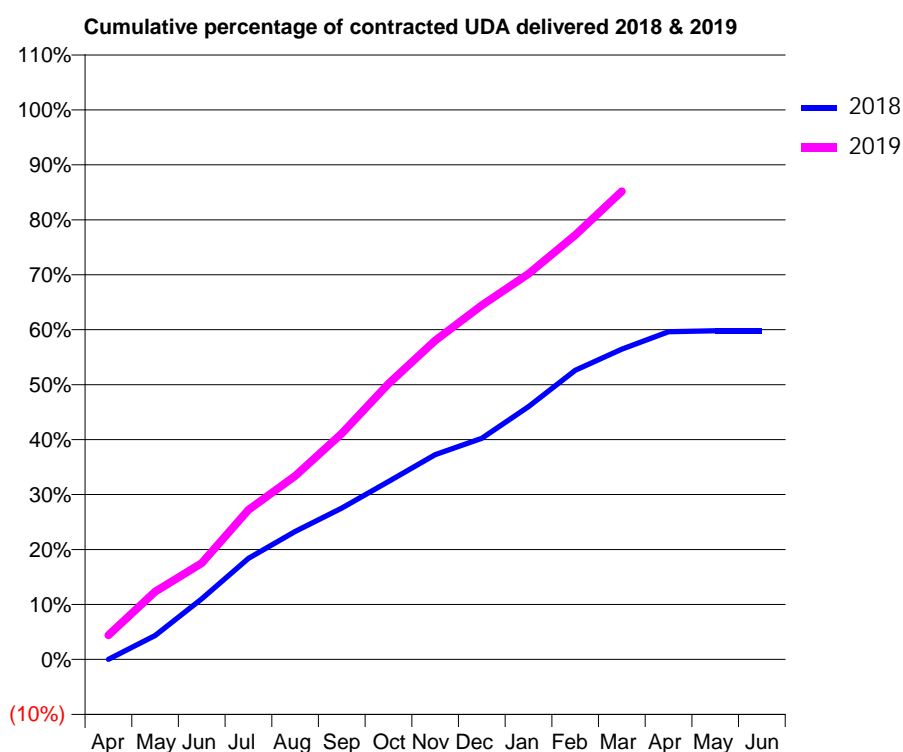
18/19 Contracted general activity (UDA)	10,000
Carry forward general activity (UDA)	0
18/19 Contracted orthodontic activity (UOA)	0
Carry forward orthodontic activity (UOA)	0
Baseline contract value	£337,969.07

ACCESS*

Patients seen in 24 months	Total	Change since previous quarter
Quarter ending March 2018	3,396	
Quarter ending June 2018	3,488	↑
Quarter ending September 2018	3,570	↑
Quarter ending December 2018	3,612	→
Quarter ending March 2019	3,637	→
Variance since March 2018	7.1%	↑



ACTIVITY



Month	2018	2019
April	0	444
May	654	1,234
June	1,653	1,752
July	2,758	2,723
August	3,491	3,340
September	4,131	4,110
October	4,853	5,016
November	5,588	5,803
December	6,032	6,443
January	6,900	7,016
February	7,889	7,720
March	8,468	8,516
April	8,946	
May	8,970	
June	8,970	

QUALITY

	Quantity	Base Number	Contract	AT	Region	England
% of FP17s for the same patient ID Re-attending within 3 months - Children	83	1,528	5.4%	10.3%	11.9%	11.8%
% of FP17s for the same patient ID Re-attending within 3 months - Adults	248	2,459	10.1%	15.6%	16.9%	15.7%
% of FP17s for the same patient ID Re-attending between 3 & 9 months - Children	738	1,528	48.3%	49.3%	48.9%	58.9%
% of FP17s for the same patient ID Re-attending between 3 & 9 months - Adults	791	2,459	32.2%	38.6%	38.9%	50.8%
% of FP17s for Band 1 Urgent Courses	778	3,769	20.6%	10.3%	10.7%	9.1%
% of FP17s Relating to Free Repair or Replacements	10	3,769	0.3%	0.6%	0.5%	0.8%
% of FP17s Relating to Continuations	7	3,769	0.2%	0.9%	0.7%	0.9%
% of Patients satisfied with the dentistry they have received	2	2	N/A	90.5%	89.1%	92.5%
% of Patients satisfied with the time they had to wait for an appointment	2	2	N/A	86.3%	83.1%	87.0%

* This is based on patients treated on this contract for their most recent course of treatment. Figures in italics indicate the base number of FP17s or Patient Questionnaire responses are less than 100. N/A is shown where the base number of responses is less than 10 during the period. % is calculated as Quantity/Base number*100

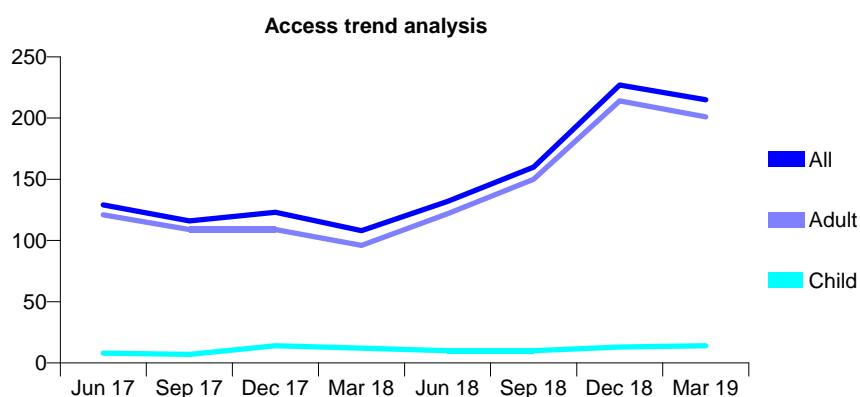
Q63 - Vital Signs At a Glance Contract Report for 104523/0009 - March 2019

Name or company name	Bromley Healthcare Interest Company
Contract type name	PDS Contract
Purpose of contract	General
Contract start date	01/08/2014
Contract end date	31/03/2019

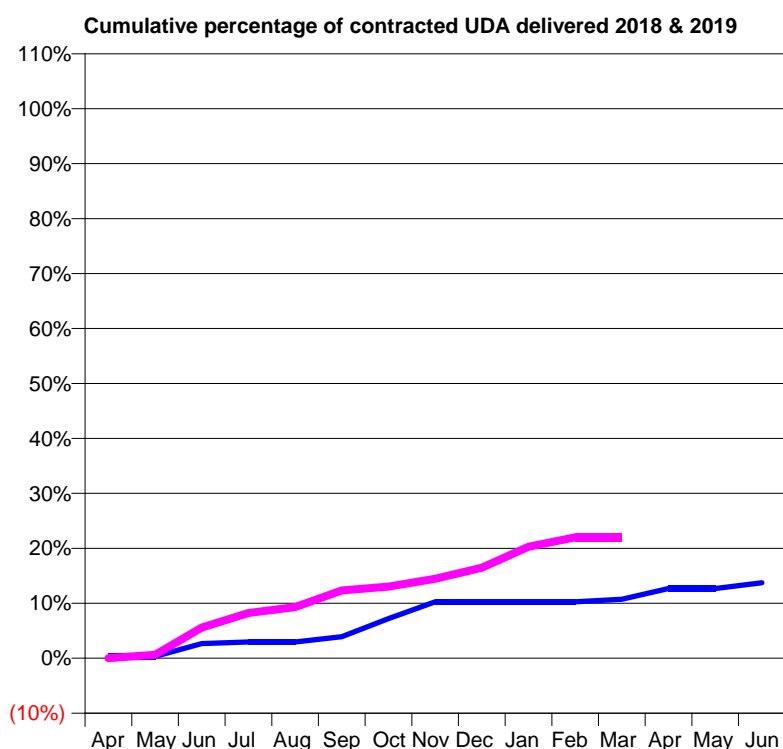
18/19 Contracted general activity (UDA)	1,348
Carry forward general activity (UDA)	0
18/19 Contracted orthodontic activity (UOA)	0
Carry forward orthodontic activity (UOA)	0
Baseline contract value	£57,626.90

ACCESS*

Patients seen in 24 months	Total	Change since previous quarter
Quarter ending March 2018	108	
Quarter ending June 2018	132	↑
Quarter ending September 2018	160	↑
Quarter ending December 2018	227	↑
Quarter ending March 2019	215	↓
Variance since March 2018	99.1%	↑



ACTIVITY



Month	2018	2019
April	5	0
May	5	8
June	36	75
July	40	111
August	40	125
September	53	166
October	97	176
November	139	195
December	139	222
January	139	274
February	139	296
March	145	296
April	171	
May	171	
June	185	

QUALITY

	Quantity	Base Number	Contract	AT	Region	England
% of FP17s for the same patient ID Re-attending within 3 months - Children	0	35	0.0%	10.3%	11.9%	11.8%
% of FP17s for the same patient ID Re-attending within 3 months - Adults	1	343	0.3%	15.6%	16.9%	15.7%
% of FP17s for the same patient ID Re-attending between 3 & 9 months - Children	0	35	0.0%	49.3%	48.9%	58.9%
% of FP17s for the same patient ID Re-attending between 3 & 9 months - Adults	1	343	0.3%	38.6%	38.9%	50.8%
% of FP17s for Band 1 Urgent Courses	273	281	97.2%	10.3%	10.7%	9.1%
% of FP17s Relating to Free Repair or Replacements	0	281	0.0%	0.6%	0.5%	0.8%
% of FP17s Relating to Continuations	0	281	0.0%	0.9%	0.7%	0.9%
% of Patients satisfied with the dentistry they have received	1	1	N/A	90.5%	89.1%	92.5%
% of Patients satisfied with the time they had to wait for an appointment	1	1	N/A	86.3%	83.1%	87.0%

* This is based on patients treated on this contract for their most recent course of treatment.

Figures in italics indicate the base number of FP17s or Patient Questionnaire responses are less than 100. N/A is shown where the base number of responses is less than 10 during the period. % is calculated as Quantity/Base number*100

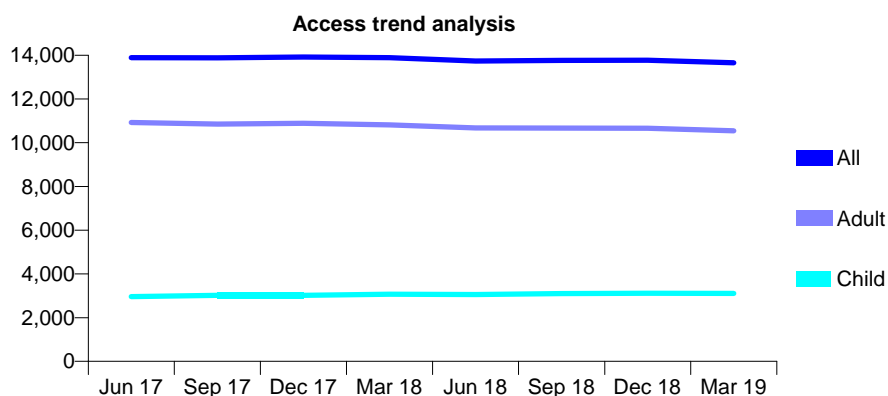
Q63 - Vital Signs At a Glance Contract Report for 104965/0001 - March 2019

Name or company name	Brightsmile Dental Care Limited
Contract type name	GDS Contract
Purpose of contract	General
Contract start date	01/11/2010
Contract end date	

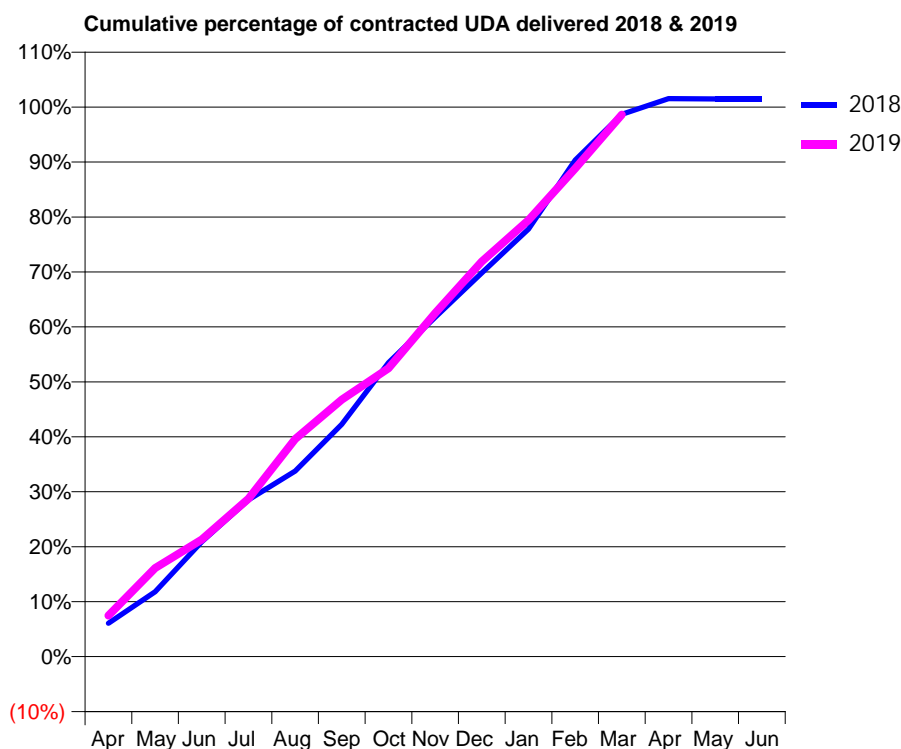
18/19 Contracted general activity (UDA)	36,000
Carry forward general activity (UDA)	-528
18/19 Contracted orthodontic activity (UOA)	0
Carry forward orthodontic activity (UOA)	0
Baseline contract value	£1,048,346.21

ACCESS*

Patients seen in 24 months	Total	Change since previous quarter
Quarter ending March 2018	13,895	
Quarter ending June 2018	13,736	↓
Quarter ending September 2018	13,768	→
Quarter ending December 2018	13,772	→
Quarter ending March 2019	13,653	→
Variance since March 2018	(1.7%)	↓



ACTIVITY



Month	Adjusted Scheduled Activity (UDA)	
	2018	2019
April	2,187	2,693
May	4,248	5,807
June	7,522	7,677
July	10,268	10,338
August	12,157	14,253
September	15,216	16,826
October	19,247	18,890
November	22,225	22,496
December	25,139	25,882
January	28,000	28,597
February	32,531	31,979
March	35,528	35,509
April	36,551	
May	36,528	
June	36,528	

QUALITY

	Quantity	Base Number	Contract	AT	Region	England
% of FP17s for the same patient ID Re-attending within 3 months - Children	177	3,849	4.6%	10.3%	11.9%	11.8%
% of FP17s for the same patient ID Re-attending within 3 months - Adults	1,090	11,620	9.4%	15.6%	16.9%	15.7%
% of FP17s for the same patient ID Re-attending between 3 & 9 months - Children	1,952	3,849	50.7%	49.3%	48.9%	58.9%
% of FP17s for the same patient ID Re-attending between 3 & 9 months - Adults	5,331	11,620	45.9%	38.6%	38.9%	50.8%
% of FP17s for Band 1 Urgent Courses	1,219	15,076	8.1%	10.3%	10.7%	9.1%
% of FP17s Relating to Free Repair or Replacements	54	15,076	0.4%	0.6%	0.5%	0.8%
% of FP17s Relating to Continuations	21	15,076	0.1%	0.9%	0.7%	0.9%
% of Patients satisfied with the dentistry they have received	5	5	N/A	90.5%	89.1%	92.5%
% of Patients satisfied with the time they had to wait for an appointment	5	5	N/A	86.3%	83.1%	87.0%

* This is based on patients treated on this contract for their most recent course of treatment. Figures in italics indicate the base number of FP17s or Patient Questionnaire responses are less than 100. N/A is shown where the base number of responses is less than 10 during the period. % is calculated as Quantity/Base number*100

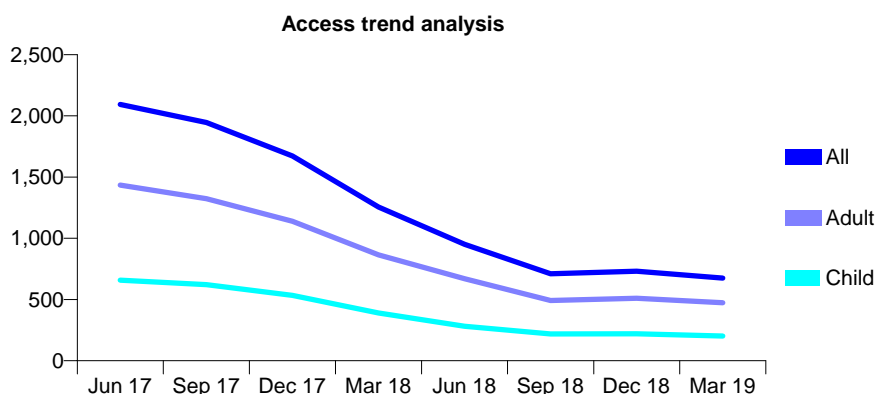
Q63 - Vital Signs At a Glance Contract Report for 106666/0001 - March 2019

Name or company name	Stanstead Road Dental Practice Limited
Contract type name	GDS Contract
Purpose of contract	General
Contract start date	01/11/2010
Contract end date	

18/19 Contracted general activity (UDA)	7,009
Carry forward general activity (UDA)	0
18/19 Contracted orthodontic activity (UOA)	0
Carry forward orthodontic activity (UOA)	0
Baseline contract value	£186,089.70

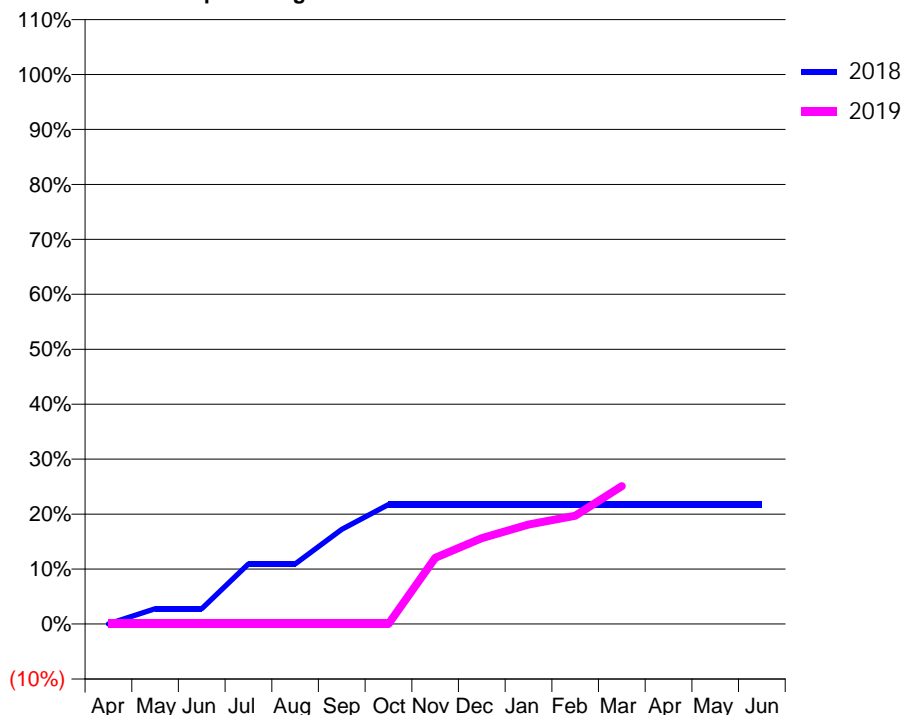
ACCESS*

Patients seen in 24 months	Total	Change since previous quarter
Quarter ending March 2018	1,255	
Quarter ending June 2018	951	↓
Quarter ending September 2018	711	↓
Quarter ending December 2018	731	↑
Quarter ending March 2019	675	↓
Variance since March 2018	(46.2%)	↓



ACTIVITY

Cumulative percentage of contracted UDA delivered 2018 & 2019



Month	Adjusted Scheduled Activity (UDA)	
	2018	2019
April	0	0
May	194	0
June	194	0
July	766	0
August	766	0
September	1,209	0
October	1,524	0
November	1,524	844
December	1,524	1,096
January	1,524	1,267
February	1,524	1,382
March	1,524	1,760
April	1,524	
May	1,524	
June	1,524	

QUALITY

	Quantity	Base Number	Contract	AT	Region	England
% of FP17s for the same patient ID Re-attending within 3 months - Children	4	138	2.9%	10.3%	11.9%	11.8%
% of FP17s for the same patient ID Re-attending within 3 months - Adults	35	381	9.2%	15.6%	16.9%	15.7%
% of FP17s for the same patient ID Re-attending between 3 & 9 months - Children	2	138	1.4%	49.3%	48.9%	58.9%
% of FP17s for the same patient ID Re-attending between 3 & 9 months - Adults	12	381	3.1%	38.6%	38.9%	50.8%
% of FP17s for Band 1 Urgent Courses	54	519	10.4%	10.3%	10.7%	9.1%
% of FP17s Relating to Free Repair or Replacements	0	519	0.0%	0.6%	0.5%	0.8%
% of FP17s Relating to Continuations	7	519	1.3%	0.9%	0.7%	0.9%
% of Patients satisfied with the dentistry they have received	0	0	N/A	90.5%	89.1%	92.5%
% of Patients satisfied with the time they had to wait for an appointment	0	0	N/A	86.3%	83.1%	87.0%

* This is based on patients treated on this contract for their most recent course of treatment.

Figures in italics indicate the base number of FP17s or Patient Questionnaire responses are less than 100. N/A is shown where the base number of responses is less than 10 during the period. % is calculated as Quantity/Base number*100

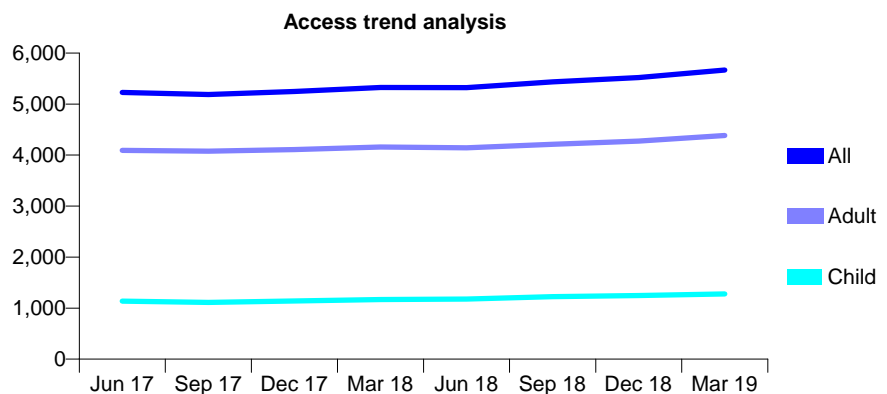
Q63 - Vital Signs At a Glance Contract Report for 107603/0001 - March 2019

Name or company name	Smile with Pride Dental Care Limited
Contract type name	GDS Contract
Purpose of contract	General
Contract start date	01/04/2011
Contract end date	

18/19 Contracted general activity (UDA)	12,989
Carry forward general activity (UDA)	-38
18/19 Contracted orthodontic activity (UOA)	0
Carry forward orthodontic activity (UOA)	0
Baseline contract value	£381,972.98

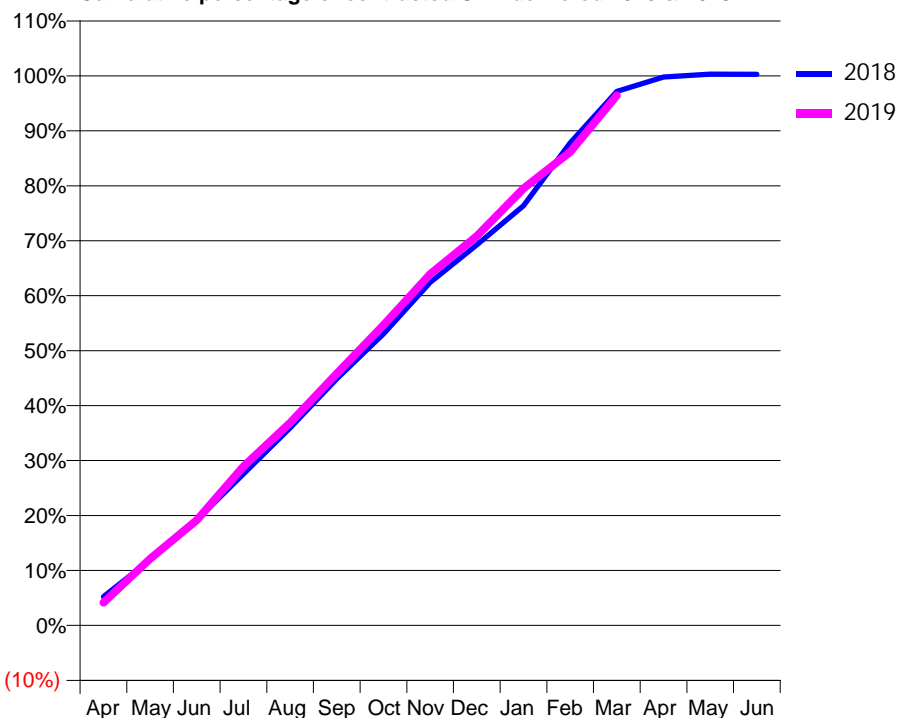
ACCESS*

Patients seen in 24 months	Total	Change since previous quarter
Quarter ending March 2018	5,328	
Quarter ending June 2018	5,321	→
Quarter ending September 2018	5,436	↑
Quarter ending December 2018	5,520	→
Quarter ending March 2019	5,667	↑
Variance since March 2018	6.4%	↑



ACTIVITY

Cumulative percentage of contracted UDA delivered 2018 & 2019



Month	2018	2019
April	679	542
May	1,551	1,579
June	2,489	2,488
July	3,582	3,758
August	4,671	4,792
September	5,827	5,953
October	6,890	7,098
November	8,109	8,304
December	8,994	9,201
January	9,922	10,326
February	11,405	11,193
March	12,618	12,526
April	12,959	
May	13,028	
June	13,027	

QUALITY

	Quantity	Base Number	Contract	AT	Region	England
% of FP17s for the same patient ID Re-attending within 3 months - Children	81	1,434	5.6%	10.3%	11.9%	11.8%
% of FP17s for the same patient ID Re-attending within 3 months - Adults	948	4,881	19.4%	15.6%	16.9%	15.7%
% of FP17s for the same patient ID Re-attending between 3 & 9 months - Children	555	1,434	38.7%	49.3%	48.9%	58.9%
% of FP17s for the same patient ID Re-attending between 3 & 9 months - Adults	1,577	4,881	32.3%	38.6%	38.9%	50.8%
% of FP17s for Band 1 Urgent Courses	822	5,561	14.8%	10.3%	10.7%	9.1%
% of FP17s Relating to Free Repair or Replacements	19	5,561	0.3%	0.6%	0.5%	0.8%
% of FP17s Relating to Continuations	81	5,561	1.5%	0.9%	0.7%	0.9%
% of Patients satisfied with the dentistry they have received	0	0	N/A	90.5%	89.1%	92.5%
% of Patients satisfied with the time they had to wait for an appointment	0	0	N/A	86.3%	83.1%	87.0%

* This is based on patients treated on this contract for their most recent course of treatment. Figures in italics indicate the base number of FP17s or Patient Questionnaire responses are less than 100. N/A is shown where the base number of responses is less than 10 during the period. % is calculated as Quantity/Base number*100

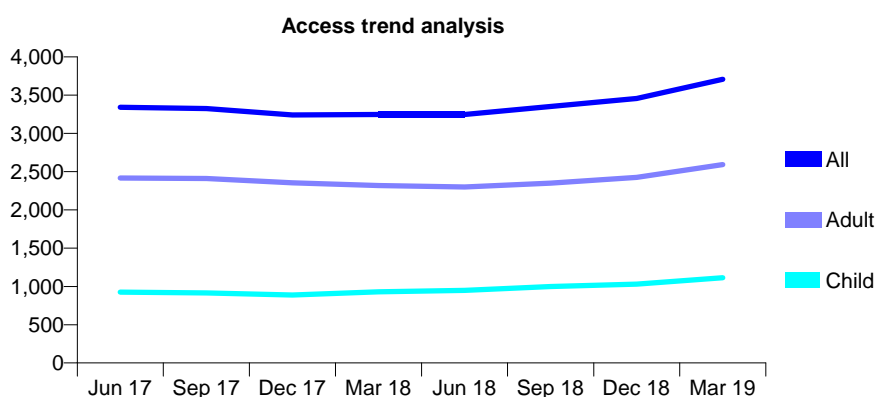
Q63 - Vital Signs At a Glance Contract Report for 108189/0001 - March 2019

Name or company name	Greenwich & Bexley Emergency Dental Ser
Contract type name	GDS Contract
Purpose of contract	General
Contract start date	01/04/2011
Contract end date	

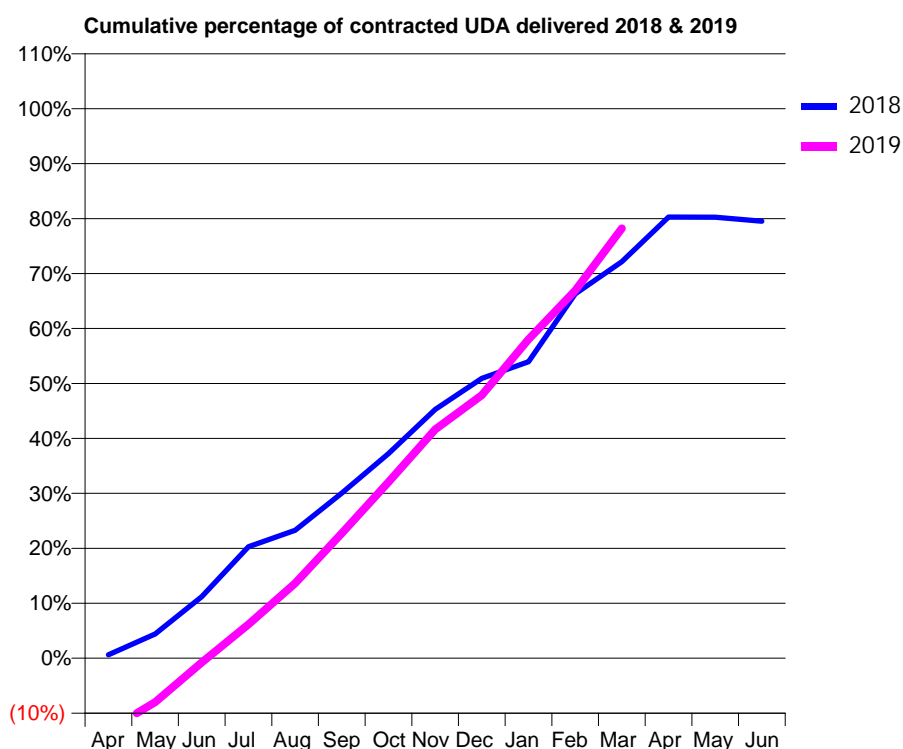
18/19 Contracted general activity (UDA)	9,700
Carry forward general activity (UDA)	1,450
18/19 Contracted orthodontic activity (UOA)	0
Carry forward orthodontic activity (UOA)	0
Baseline contract value	£249,488.51

ACCESS*

Patients seen in 24 months	Total	Change since previous quarter
Quarter ending March 2018	3,248	
Quarter ending June 2018	3,248	→
Quarter ending September 2018	3,350	↑
Quarter ending December 2018	3,456	↑
Quarter ending March 2019	3,708	↑
Variance since March 2018	14.2%	↑



ACTIVITY



Adjusted Scheduled Activity (UDA)		
Month	2018	2019
April	63	-1,270
May	430	-777
June	1,086	-77
July	1,967	596
August	2,258	1,325
September	2,913	2,205
October	3,613	3,109
November	4,392	4,037
December	4,941	4,644
January	5,233	5,630
February	6,431	6,491
March	7,000	7,586
April	7,784	
May	7,783	
June	7,713	

QUALITY

	Quantity	Base Number	Contract	AT	Region	England
% of FP17s for the same patient ID Re-attending within 3 months - Children	133	1,577	8.4%	10.3%	11.9%	11.8%
% of FP17s for the same patient ID Re-attending within 3 months - Adults	479	3,458	13.9%	15.6%	16.9%	15.7%
% of FP17s for the same patient ID Re-attending between 3 & 9 months - Children	806	1,577	51.1%	49.3%	48.9%	58.9%
% of FP17s for the same patient ID Re-attending between 3 & 9 months - Adults	1,528	3,458	44.2%	38.6%	38.9%	50.8%
% of FP17s for Band 1 Urgent Courses	312	4,149	7.5%	10.3%	10.7%	9.1%
% of FP17s Relating to Free Repair or Replacements	30	4,149	0.7%	0.6%	0.5%	0.8%
% of FP17s Relating to Continuations	17	4,149	0.4%	0.9%	0.7%	0.9%
% of Patients satisfied with the dentistry they have received	2	2	N/A	90.5%	89.1%	92.5%
% of Patients satisfied with the time they had to wait for an appointment	2	2	N/A	86.3%	83.1%	87.0%

* This is based on patients treated on this contract for their most recent course of treatment.

Figures in italics indicate the base number of FP17s or Patient Questionnaire responses are less than 100. N/A is shown where the base number of responses is less than 10 during the period. % is calculated as Quantity/Base number*100

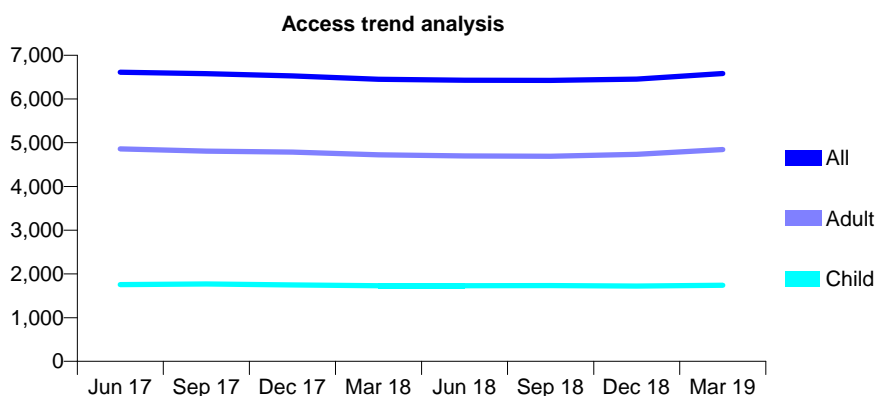
Q63 - Vital Signs At a Glance Contract Report for 108243/0001 - March 2019

Name or company name	The Family Dental Practice Management L
Contract type name	GDS Contract
Purpose of contract	General
Contract start date	01/04/2012
Contract end date	

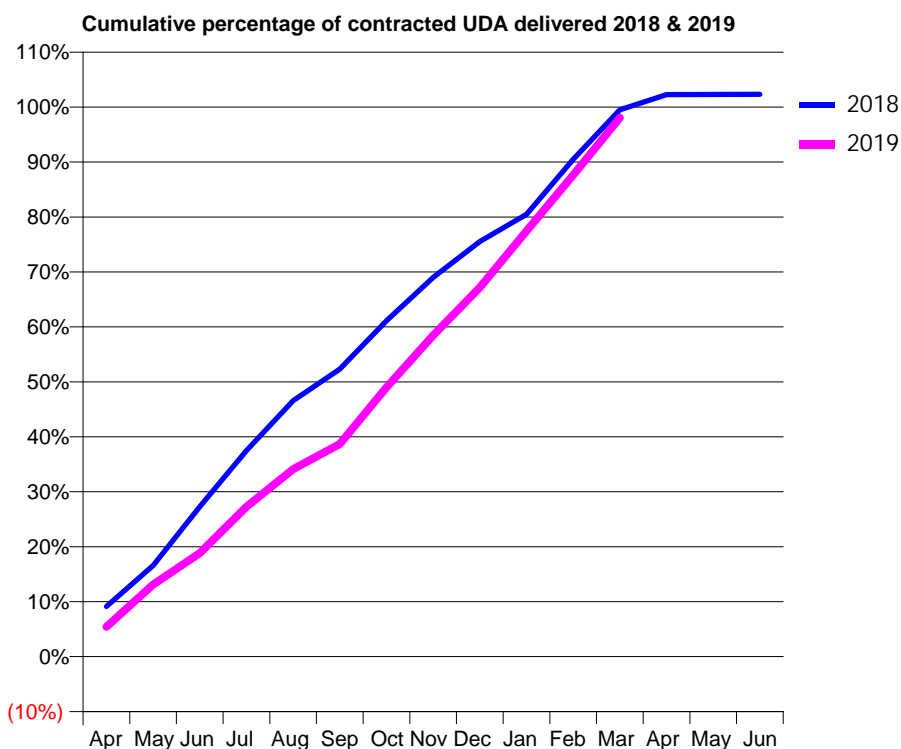
18/19 Contracted general activity (UDA)	14,608
Carry forward general activity (UDA)	-292
18/19 Contracted orthodontic activity (UOA)	0
Carry forward orthodontic activity (UOA)	0
Baseline contract value	£388,257.80

ACCESS*

Patients seen in 24 months	Total	Change since previous quarter
Quarter ending March 2018	6,451	
Quarter ending June 2018	6,428	→
Quarter ending September 2018	6,425	→
Quarter ending December 2018	6,457	→
Quarter ending March 2019	6,585	→
Variance since March 2018	2.1%	↑



ACTIVITY



Month	Adjusted Scheduled Activity (UDA)	
	2018	2019
April	1,335	796
May	2,422	1,918
June	3,981	2,749
July	5,477	3,985
August	6,804	4,981
September	7,645	5,651
October	8,928	7,159
November	10,078	8,540
December	11,035	9,815
January	11,756	11,314
February	13,222	12,804
March	14,535	14,322
April	14,941	
May	14,945	
June	14,946	

QUALITY

	Quantity	Base Number	Contract	AT	Region	England
% of FP17s for the same patient ID Re-attending within 3 months - Children	189	2,201	8.6%	10.3%	11.9%	11.8%
% of FP17s for the same patient ID Re-attending within 3 months - Adults	799	5,041	15.9%	15.6%	16.9%	15.7%
% of FP17s for the same patient ID Re-attending between 3 & 9 months - Children	997	2,201	45.3%	49.3%	48.9%	58.9%
% of FP17s for the same patient ID Re-attending between 3 & 9 months - Adults	1,601	5,041	31.8%	38.6%	38.9%	50.8%
% of FP17s for Band 1 Urgent Courses	841	6,472	13.0%	10.3%	10.7%	9.1%
% of FP17s Relating to Free Repair or Replacements	63	6,472	1.0%	0.6%	0.5%	0.8%
% of FP17s Relating to Continuations	70	6,472	1.1%	0.9%	0.7%	0.9%
% of Patients satisfied with the dentistry they have received	1	2	N/A	90.5%	89.1%	92.5%
% of Patients satisfied with the time they had to wait for an appointment	2	2	N/A	86.3%	83.1%	87.0%

* This is based on patients treated on this contract for their most recent course of treatment. Figures in italics indicate the base number of FP17s or Patient Questionnaire responses are less than 100. N/A is shown where the base number of responses is less than 10 during the period. % is calculated as Quantity/Base number*100

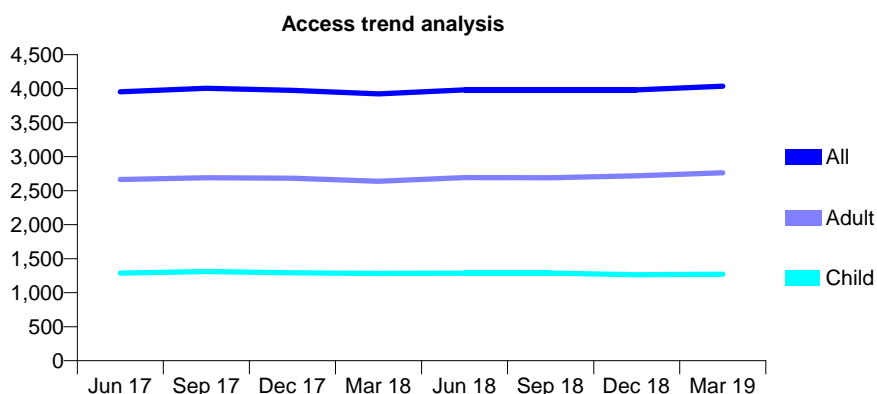
Q63 - Vital Signs At a Glance Contract Report for 108758/0001 - March 2019

Name or company name	Beeches Dental Surgery
Contract type name	GDS Contract
Purpose of contract	General
Contract start date	01/05/2006
Contract end date	

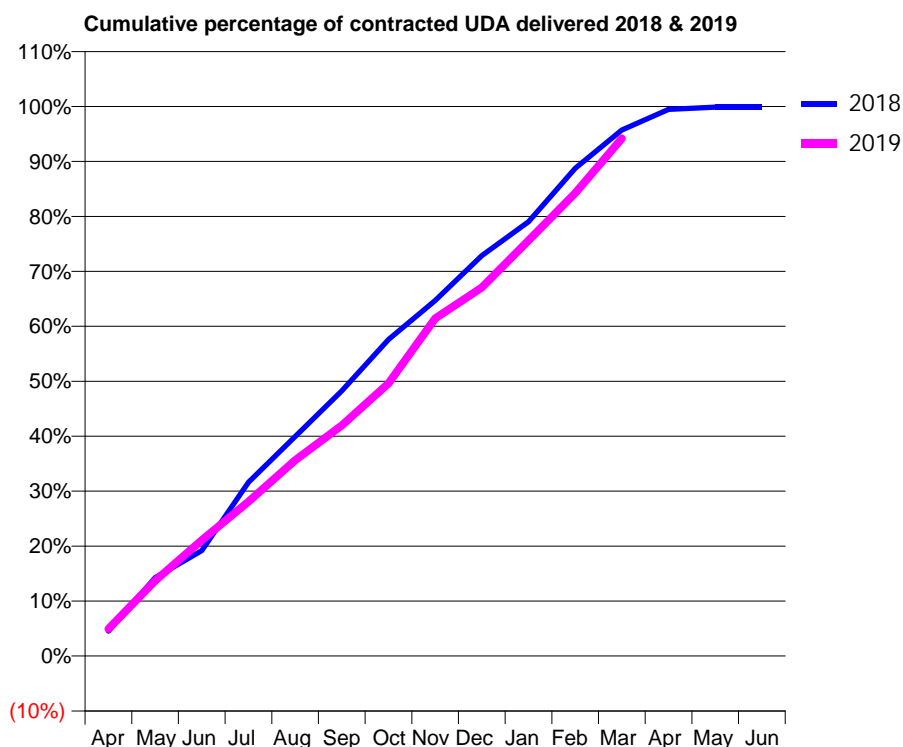
18/19 Contracted general activity (UDA)	10,053
Carry forward general activity (UDA)	12
18/19 Contracted orthodontic activity (UOA)	0
Carry forward orthodontic activity (UOA)	0
Baseline contract value	£300,328.16

ACCESS*

Patients seen in 24 months	Total	Change since previous quarter
Quarter ending March 2018	3,922	
Quarter ending June 2018	3,984	→
Quarter ending September 2018	3,981	→
Quarter ending December 2018	3,982	→
Quarter ending March 2019	4,036	→
Variance since March 2018	2.9%	↑



ACTIVITY



Month	Adjusted Scheduled Activity (UDA)	
	2018	2019
April	454	497
May	1,434	1,377
June	1,928	2,119
July	3,178	2,824
August	4,014	3,582
September	4,850	4,217
October	5,790	4,988
November	6,502	6,175
December	7,322	6,741
January	7,945	7,600
February	8,923	8,468
March	9,620	9,466
April	9,999	
May	10,041	
June	10,041	

QUALITY

	Quantity	Base Number	Contract	AT	Region	England
% of FP17s for the same patient ID Re-attending within 3 months - Children	49	1,644	3.0%	10.3%	11.9%	11.8%
% of FP17s for the same patient ID Re-attending within 3 months - Adults	235	2,974	7.9%	15.6%	16.9%	15.7%
% of FP17s for the same patient ID Re-attending between 3 & 9 months - Children	780	1,644	47.4%	49.3%	48.9%	58.9%
% of FP17s for the same patient ID Re-attending between 3 & 9 months - Adults	1,304	2,974	43.8%	38.6%	38.9%	50.8%
% of FP17s for Band 1 Urgent Courses	93	4,444	2.1%	10.3%	10.7%	9.1%
% of FP17s Relating to Free Repair or Replacements	59	4,444	1.3%	0.6%	0.5%	0.8%
% of FP17s Relating to Continuations	7	4,444	0.2%	0.9%	0.7%	0.9%
% of Patients satisfied with the dentistry they have received	1	1	N/A	90.5%	89.1%	92.5%
% of Patients satisfied with the time they had to wait for an appointment	0	1	N/A	86.3%	83.1%	87.0%

* This is based on patients treated on this contract for their most recent course of treatment. Figures in italics indicate the base number of FP17s or Patient Questionnaire responses are less than 100. N/A is shown where the base number of responses is less than 10 during the period. % is calculated as Quantity/Base number*100

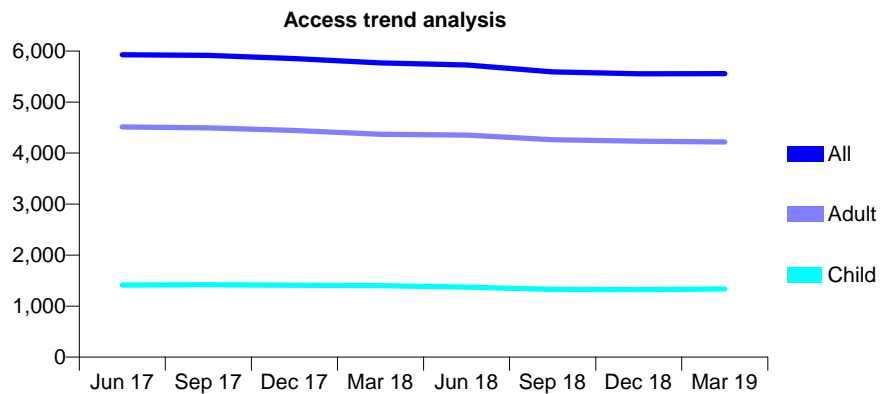
Q63 - Vital Signs At a Glance Contract Report for 109150/0001 - March 2019

Name or company name	MR K FAIZ
Contract type name	GDS Contract
Purpose of contract	General
Contract start date	01/07/2012
Contract end date	

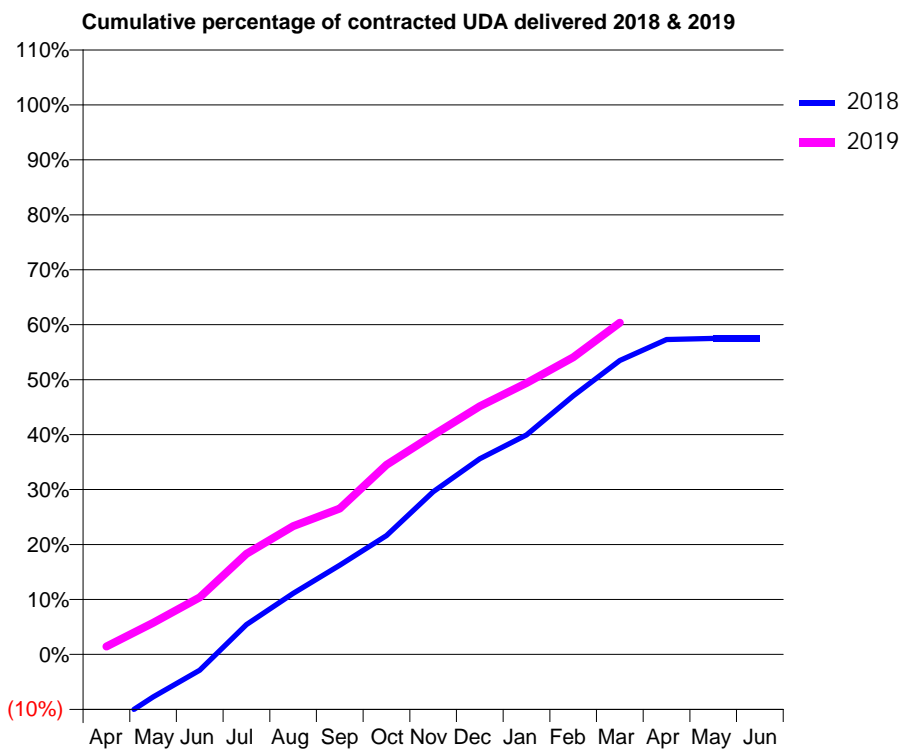
18/19 Contracted general activity (UDA)	19,865
Carry forward general activity (UDA)	0
18/19 Contracted orthodontic activity (UOA)	0
Carry forward orthodontic activity (UOA)	0
Baseline contract value	£600,401.38

ACCESS*

Patients seen in 24 months	Total	Change since previous quarter
Quarter ending March 2018	5,768	
Quarter ending June 2018	5,727	→
Quarter ending September 2018	5,594	↓
Quarter ending December 2018	5,555	→
Quarter ending March 2019	5,556	→
Variance since March 2018	(3.7%)	↓



ACTIVITY



Month	Adjusted Scheduled Activity (UDA)	
	2018	2019
April	-2,638	289
May	-1,538	1,145
June	-576	2,068
July	1,083	3,635
August	2,205	4,642
September	3,227	5,272
October	4,297	6,853
November	5,876	7,928
December	7,072	8,971
January	7,937	9,809
February	9,345	10,736
March	10,623	11,992
April	11,383	
May	11,422	
June	11,421	

QUALITY

	Quantity	Base Number	Contract	AT	Region	England
% of FP17s for the same patient ID Re-attending within 3 months - Children	106	1,588	6.7%	10.3%	11.9%	11.8%
% of FP17s for the same patient ID Re-attending within 3 months - Adults	696	4,602	15.1%	15.6%	16.9%	15.7%
% of FP17s for the same patient ID Re-attending between 3 & 9 months - Children	763	1,588	48.0%	49.3%	48.9%	58.9%
% of FP17s for the same patient ID Re-attending between 3 & 9 months - Adults	1,887	4,602	41.0%	38.6%	38.9%	50.8%
% of FP17s for Band 1 Urgent Courses	1,093	5,832	18.7%	10.3%	10.7%	9.1%
% of FP17s Relating to Free Repair or Replacements	11	5,832	0.2%	0.6%	0.5%	0.8%
% of FP17s Relating to Continuations	47	5,832	0.8%	0.9%	0.7%	0.9%
% of Patients satisfied with the dentistry they have received	1	1	N/A	90.5%	89.1%	92.5%
% of Patients satisfied with the time they had to wait for an appointment	1	1	N/A	86.3%	83.1%	87.0%

* This is based on patients treated on this contract for their most recent course of treatment. Figures in italics indicate the base number of FP17s or Patient Questionnaire responses are less than 100. N/A is shown where the base number of responses is less than 10 during the period. % is calculated as Quantity/Base number*100

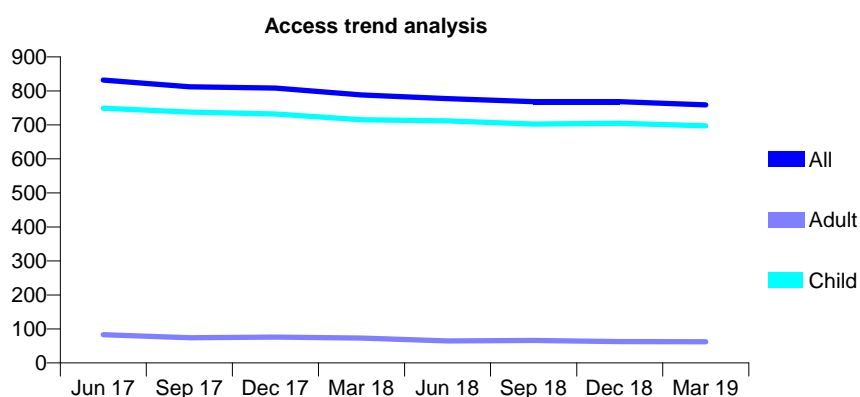
Q63 - Vital Signs At a Glance Contract Report for 109797/0001 - March 2019

Name or company name	The Buckley Practice Ltd
Contract type name	GDS Contract
Purpose of contract	General
Contract start date	11/02/2008
Contract end date	

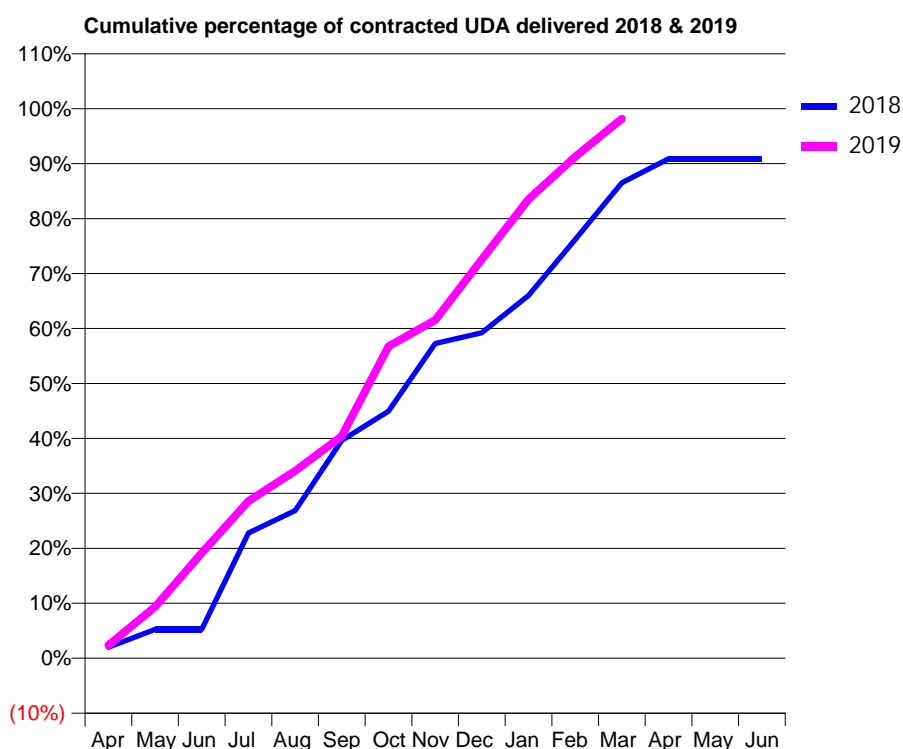
18/19 Contracted general activity (UDA)	1,846
Carry forward general activity (UDA)	0
18/19 Contracted orthodontic activity (UOA)	0
Carry forward orthodontic activity (UOA)	0
Baseline contract value	£38,690.07

ACCESS*

Patients seen in 24 months	Total	Change since previous quarter
Quarter ending March 2018	788	
Quarter ending June 2018	777	↓
Quarter ending September 2018	768	↓
Quarter ending December 2018	768	→
Quarter ending March 2019	759	↓
Variance since March 2018	(3.7%)	↓



ACTIVITY



Month	Adjusted Scheduled Activity (UDA)	
	2018	2019
April	37	44
May	97	173
June	97	354
July	421	528
August	496	629
September	731	746
October	830	1,047
November	1,057	1,136
December	1,093	1,339
January	1,219	1,542
February	1,406	1,685
March	1,597	1,812
April	1,677	
May	1,677	
June	1,677	

QUALITY

	Quantity	Base Number	Contract	AT	Region	England
% of FP17s for the same patient ID Re-attending within 3 months - Children	108	1,241	8.7%	10.3%	11.9%	11.8%
% of FP17s for the same patient ID Re-attending within 3 months - Adults	0	0	N/A	15.6%	16.9%	15.7%
% of FP17s for the same patient ID Re-attending between 3 & 9 months - Children	897	1,241	72.3%	49.3%	48.9%	58.9%
% of FP17s for the same patient ID Re-attending between 3 & 9 months - Adults	0	0	N/A	38.6%	38.9%	50.8%
% of FP17s for Band 1 Urgent Courses	35	1,188	2.9%	10.3%	10.7%	9.1%
% of FP17s Relating to Free Repair or Replacements	0	1,188	0.0%	0.6%	0.5%	0.8%
% of FP17s Relating to Continuations	27	1,188	2.3%	0.9%	0.7%	0.9%
% of Patients satisfied with the dentistry they have received	0	0	N/A	90.5%	89.1%	92.5%
% of Patients satisfied with the time they had to wait for an appointment	0	0	N/A	86.3%	83.1%	87.0%

* This is based on patients treated on this contract for their most recent course of treatment.

Figures in italics indicate the base number of FP17s or Patient Questionnaire responses are less than 100. N/A is shown where the base number of responses is less than 10 during the period. % is calculated as Quantity/Base number*100

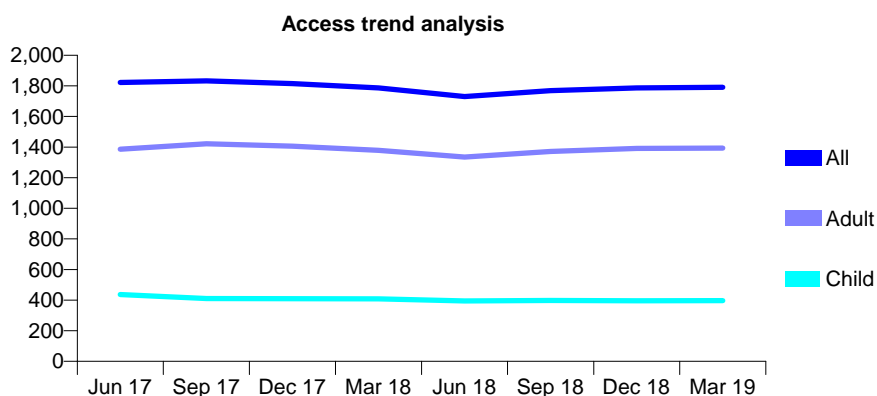
Q63 - Vital Signs At a Glance Contract Report for 110256/0001 - March 2019

Name or company name	One 4 One Dental Practice
Contract type name	GDS Contract
Purpose of contract	General
Contract start date	12/12/2014
Contract end date	

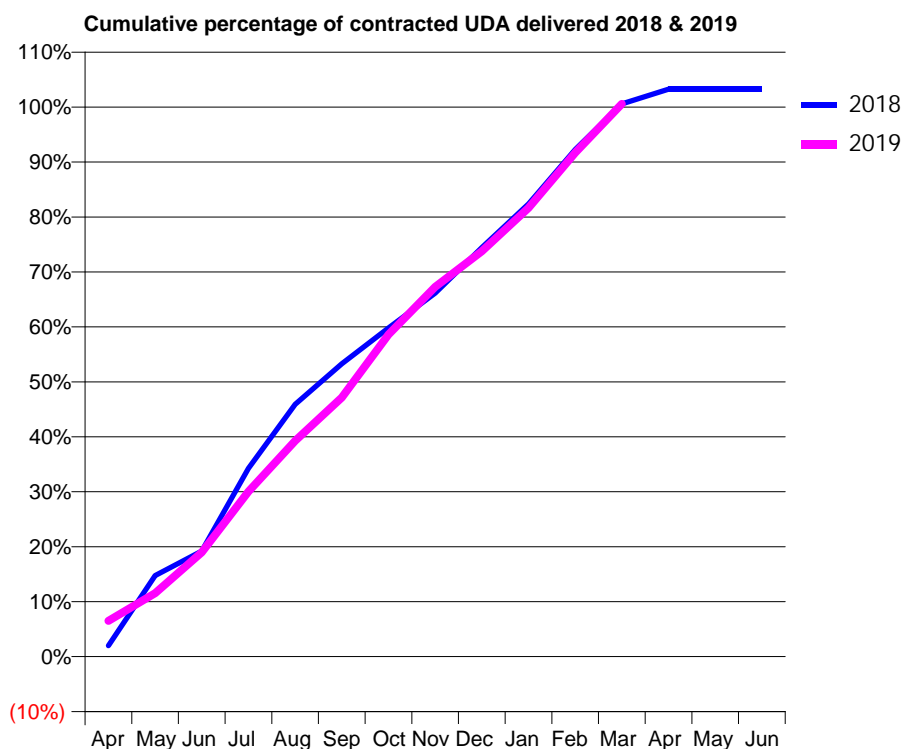
18/19 Contracted general activity (UDA)	3,994
Carry forward general activity (UDA)	-80
18/19 Contracted orthodontic activity (UOA)	0
Carry forward orthodontic activity (UOA)	0
Baseline contract value	£134,195.99

ACCESS*

Patients seen in 24 months	Total	Change since previous quarter
Quarter ending March 2018	1,787	
Quarter ending June 2018	1,730	↓
Quarter ending September 2018	1,769	↑
Quarter ending December 2018	1,787	→
Quarter ending March 2019	1,790	→
Variance since March 2018	0.2%	→



ACTIVITY



Month	Adjusted Scheduled Activity (UDA)	
	2018	2019
April	80	260
May	590	462
June	767	758
July	1,369	1,199
August	1,833	1,569
September	2,128	1,883
October	2,389	2,341
November	2,643	2,687
December	2,972	2,946
January	3,290	3,261
February	3,685	3,662
March	4,017	4,017
April	4,123	
May	4,123	
June	4,123	

QUALITY

	Quantity	Base Number	Contract	AT	Region	England
% of FP17s for the same patient ID Re-attending within 3 months - Children	31	544	5.7%	10.3%	11.9%	11.8%
% of FP17s for the same patient ID Re-attending within 3 months - Adults	134	1,445	9.3%	15.6%	16.9%	15.7%
% of FP17s for the same patient ID Re-attending between 3 & 9 months - Children	310	544	57.0%	49.3%	48.9%	58.9%
% of FP17s for the same patient ID Re-attending between 3 & 9 months - Adults	624	1,445	43.2%	38.6%	38.9%	50.8%
% of FP17s for Band 1 Urgent Courses	96	1,926	5.0%	10.3%	10.7%	9.1%
% of FP17s Relating to Free Repair or Replacements	1	1,926	0.1%	0.6%	0.5%	0.8%
% of FP17s Relating to Continuations	8	1,926	0.4%	0.9%	0.7%	0.9%
% of Patients satisfied with the dentistry they have received	2	2	N/A	90.5%	89.1%	92.5%
% of Patients satisfied with the time they had to wait for an appointment	2	2	N/A	86.3%	83.1%	87.0%

* This is based on patients treated on this contract for their most recent course of treatment. Figures in italics indicate the base number of FP17s or Patient Questionnaire responses are less than 100. N/A is shown where the base number of responses is less than 10 during the period. % is calculated as Quantity/Base number*100

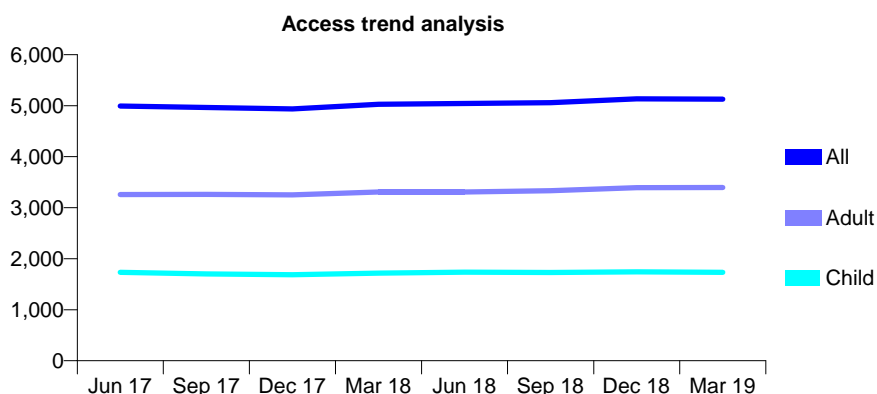
Q63 - Vital Signs At a Glance Contract Report for 110337/0002 - March 2019

Name or company name	Groves Dental Centre
Contract type name	GDS Contract
Purpose of contract	General
Contract start date	01/01/2012
Contract end date	

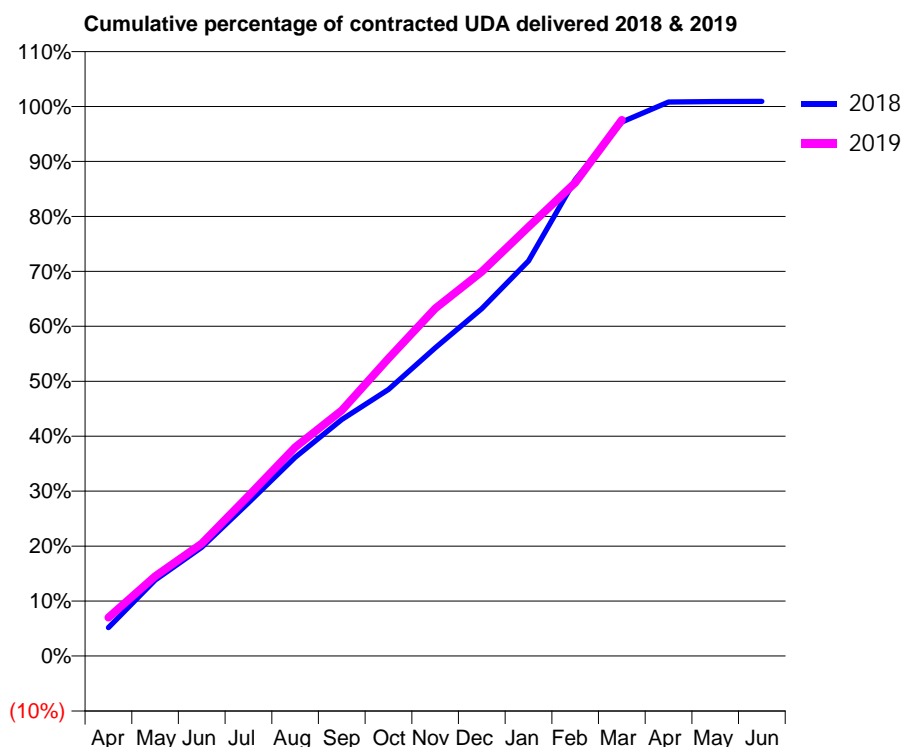
18/19 Contracted general activity (UDA)	13,000
Carry forward general activity (UDA)	-119
18/19 Contracted orthodontic activity (UOA)	0
Carry forward orthodontic activity (UOA)	0
Baseline contract value	£335,183.94

ACCESS*

Patients seen in 24 months	Total	Change since previous quarter
Quarter ending March 2018	5,027	
Quarter ending June 2018	5,044	→
Quarter ending September 2018	5,061	→
Quarter ending December 2018	5,133	→
Quarter ending March 2019	5,129	→
Variance since March 2018	2.0%	↑



ACTIVITY



Month	Adjusted Scheduled Activity (UDA)	
	2018	2019
April	673	909
May	1,797	1,889
June	2,571	2,660
July	3,627	3,786
August	4,703	4,940
September	5,596	5,810
October	6,306	7,041
November	7,288	8,224
December	8,218	9,089
January	9,346	10,153
February	11,270	11,198
March	12,632	12,680
April	13,106	
May	13,115	
June	13,119	

QUALITY

	Quantity	Base Number	Contract	AT	Region	England
% of FP17s for the same patient ID Re-attending within 3 months - Children	292	3,081	9.5%	10.3%	11.9%	11.8%
% of FP17s for the same patient ID Re-attending within 3 months - Adults	489	4,795	10.2%	15.6%	16.9%	15.7%
% of FP17s for the same patient ID Re-attending between 3 & 9 months - Children	2,099	3,081	68.1%	49.3%	48.9%	58.9%
% of FP17s for the same patient ID Re-attending between 3 & 9 months - Adults	2,993	4,795	62.4%	38.6%	38.9%	50.8%
% of FP17s for Band 1 Urgent Courses	394	7,606	5.2%	10.3%	10.7%	9.1%
% of FP17s Relating to Free Repair or Replacements	22	7,606	0.3%	0.6%	0.5%	0.8%
% of FP17s Relating to Continuations	7	7,606	0.1%	0.9%	0.7%	0.9%
% of Patients satisfied with the dentistry they have received	0	0	N/A	90.5%	89.1%	92.5%
% of Patients satisfied with the time they had to wait for an appointment	0	0	N/A	86.3%	83.1%	87.0%

* This is based on patients treated on this contract for their most recent course of treatment. Figures in italics indicate the base number of FP17s or Patient Questionnaire responses are less than 100. N/A is shown where the base number of responses is less than 10 during the period. % is calculated as Quantity/Base number*100

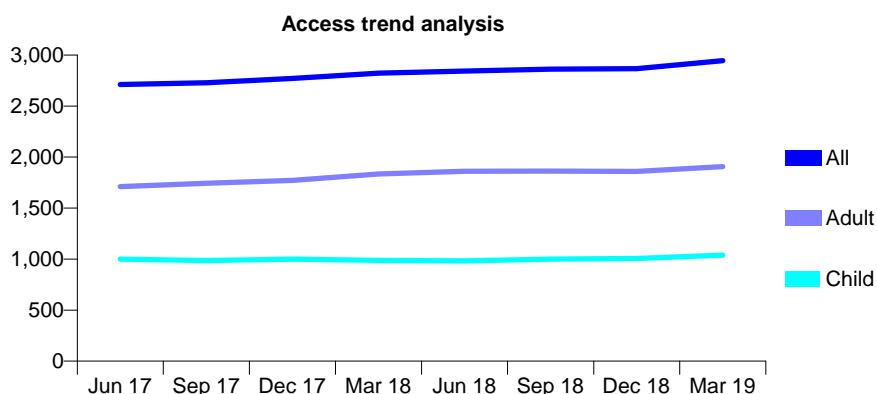
Q63 - Vital Signs At a Glance Contract Report for 111996/0001 - March 2019

Name or company name	Lillywhite Dental Practice
Contract type name	GDS Contract
Purpose of contract	General
Contract start date	16/03/2010
Contract end date	

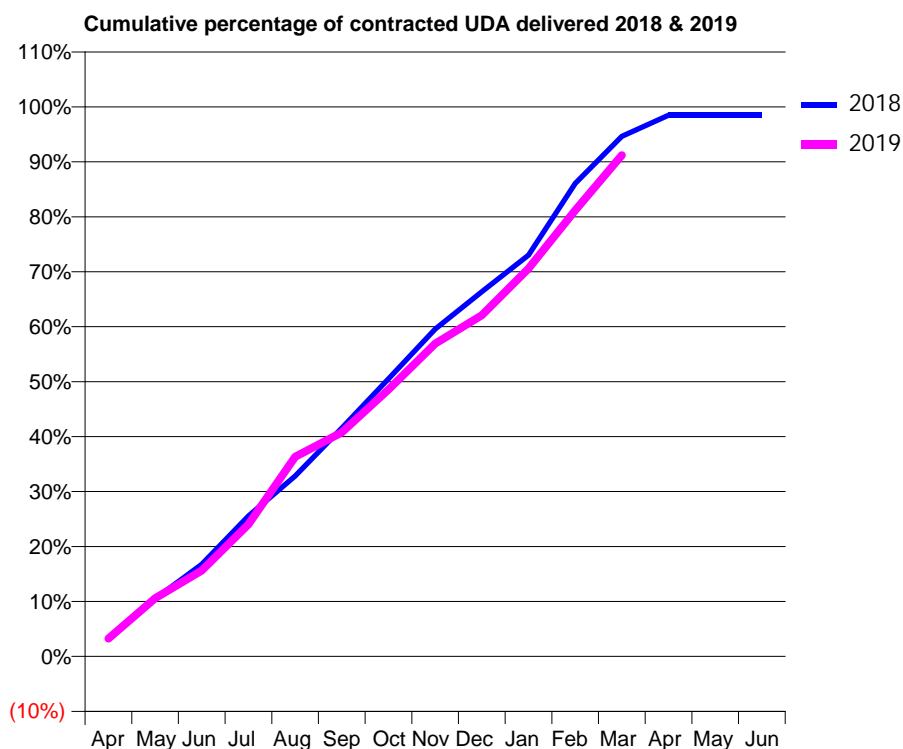
18/19 Contracted general activity (UDA)	8,548
Carry forward general activity (UDA)	132
18/19 Contracted orthodontic activity (UOA)	0
Carry forward orthodontic activity (UOA)	0
Baseline contract value	£233,544.61

ACCESS*

Patients seen in 24 months	Total	Change since previous quarter
Quarter ending March 2018	2,823	
Quarter ending June 2018	2,843	→
Quarter ending September 2018	2,862	→
Quarter ending December 2018	2,866	→
Quarter ending March 2019	2,945	↑
Variance since March 2018	4.3%	↑



ACTIVITY



Month	Adjusted Scheduled Activity (UDA)	
	2018	2019
April	274	277
May	898	906
June	1,433	1,335
July	2,186	2,055
August	2,807	3,107
September	3,552	3,484
October	4,317	4,151
November	5,091	4,865
December	5,673	5,305
January	6,243	6,033
February	7,357	6,939
March	8,090	7,797
April	8,418	
May	8,416	
June	8,416	

QUALITY

	Quantity	Base Number	Contract	AT	Region	England
% of FP17s for the same patient ID Re-attending within 3 months - Children	165	1,683	9.8%	10.3%	11.9%	11.8%
% of FP17s for the same patient ID Re-attending within 3 months - Adults	377	2,605	14.5%	15.6%	16.9%	15.7%
% of FP17s for the same patient ID Re-attending between 3 & 9 months - Children	1,116	1,683	66.3%	49.3%	48.9%	58.9%
% of FP17s for the same patient ID Re-attending between 3 & 9 months - Adults	1,528	2,605	58.7%	38.6%	38.9%	50.8%
% of FP17s for Band 1 Urgent Courses	331	4,145	8.0%	10.3%	10.7%	9.1%
% of FP17s Relating to Free Repair or Replacements	16	4,145	0.4%	0.6%	0.5%	0.8%
% of FP17s Relating to Continuations	10	4,145	0.2%	0.9%	0.7%	0.9%
% of Patients satisfied with the dentistry they have received	0	0	N/A	90.5%	89.1%	92.5%
% of Patients satisfied with the time they had to wait for an appointment	0	0	N/A	86.3%	83.1%	87.0%

* This is based on patients treated on this contract for their most recent course of treatment. Figures in italics indicate the base number of FP17s or Patient Questionnaire responses are less than 100. N/A is shown where the base number of responses is less than 10 during the period. % is calculated as Quantity/Base number*100

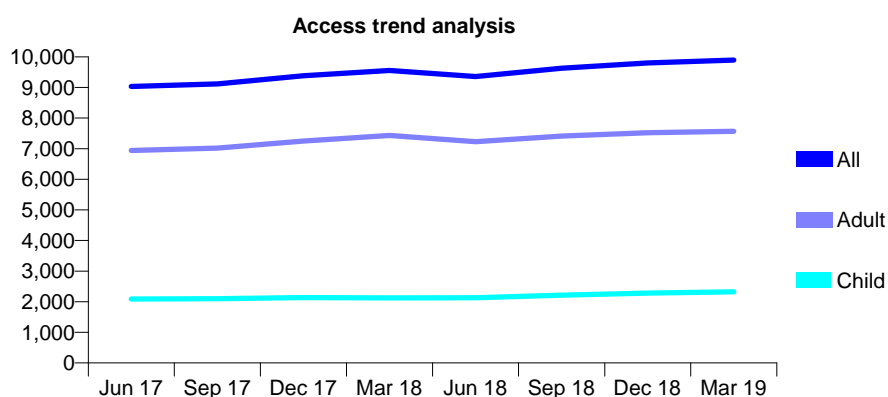
Q63 - Vital Signs At a Glance Contract Report for 112054/0001 - March 2019

Name or company name	Mr J Ginty and Mr Rumit Desai
Contract type name	GDS Contract
Purpose of contract	General
Contract start date	01/05/2015
Contract end date	

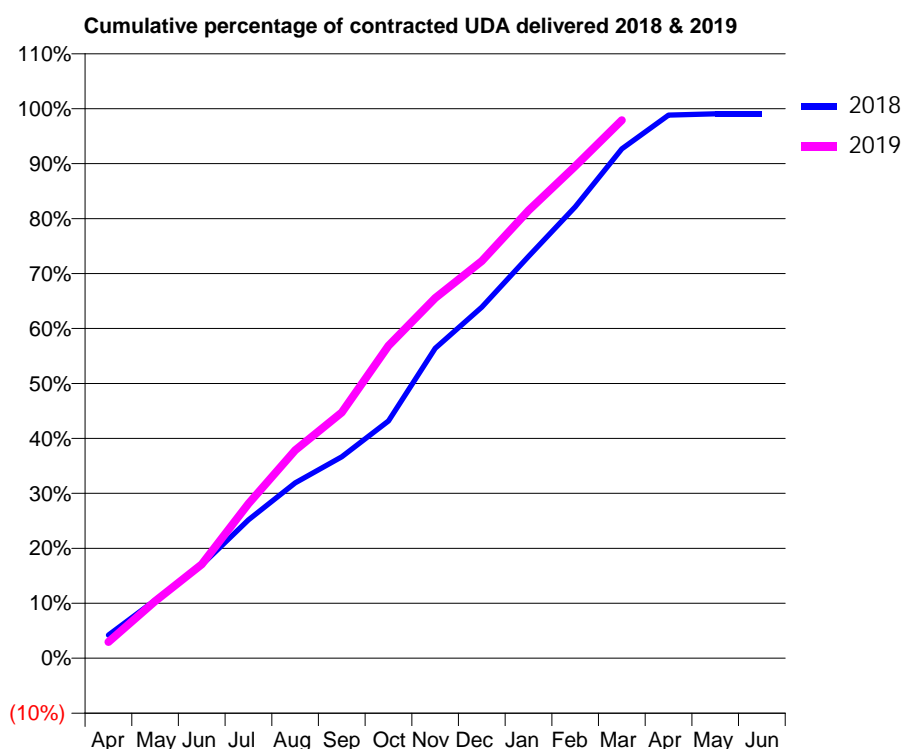
18/19 Contracted general activity (UDA)	19,545
Carry forward general activity (UDA)	182
18/19 Contracted orthodontic activity (UOA)	0
Carry forward orthodontic activity (UOA)	0
Baseline contract value	£623,372.71

ACCESS*

Patients seen in 24 months	Total	Change since previous quarter
Quarter ending March 2018	9,557	
Quarter ending June 2018	9,359	↓
Quarter ending September 2018	9,627	↑
Quarter ending December 2018	9,803	→
Quarter ending March 2019	9,894	→
Variance since March 2018	3.5%	↑



ACTIVITY



Month	2018	2019
April	821	575
May	2,066	2,032
June	3,317	3,343
July	4,921	5,495
August	6,232	7,396
September	7,164	8,737
October	8,439	11,114
November	11,019	12,810
December	12,486	14,125
January	14,290	15,925
February	16,054	17,499
March	18,115	19,137
April	19,315	
May	19,361	
June	19,363	

QUALITY

	Quantity	Base Number	Contract	AT	Region	England
% of FP17s for the same patient ID Re-attending within 3 months - Children	249	2,671	9.3%	10.3%	11.9%	11.8%
% of FP17s for the same patient ID Re-attending within 3 months - Adults	925	7,346	12.6%	15.6%	16.9%	15.7%
% of FP17s for the same patient ID Re-attending between 3 & 9 months - Children	963	2,671	36.1%	49.3%	48.9%	58.9%
% of FP17s for the same patient ID Re-attending between 3 & 9 months - Adults	2,222	7,346	30.2%	38.6%	38.9%	50.8%
% of FP17s for Band 1 Urgent Courses	816	9,120	8.9%	10.3%	10.7%	9.1%
% of FP17s Relating to Free Repair or Replacements	28	9,120	0.3%	0.6%	0.5%	0.8%
% of FP17s Relating to Continuations	131	9,120	1.4%	0.9%	0.7%	0.9%
% of Patients satisfied with the dentistry they have received	1	1	N/A	90.5%	89.1%	92.5%
% of Patients satisfied with the time they had to wait for an appointment	1	1	N/A	86.3%	83.1%	87.0%

* This is based on patients treated on this contract for their most recent course of treatment.

Figures in italics indicate the base number of FP17s or Patient Questionnaire responses are less than 100. N/A is shown where the base number of responses is less than 10 during the period. % is calculated as Quantity/Base number*100

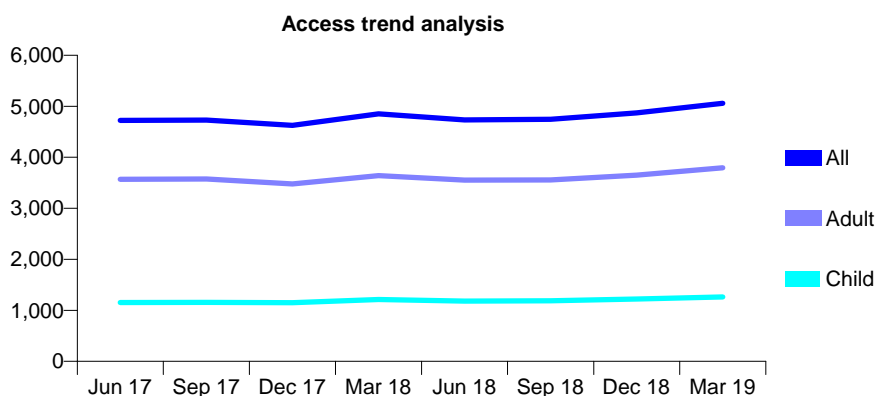
Q63 - Vital Signs At a Glance Contract Report for 112712/0001 - March 2019

Name or company name	Ebrahim Zadeh Saadat and Tabrizi Hosseir
Contract type name	GDS Contract
Purpose of contract	General
Contract start date	01/03/2009
Contract end date	

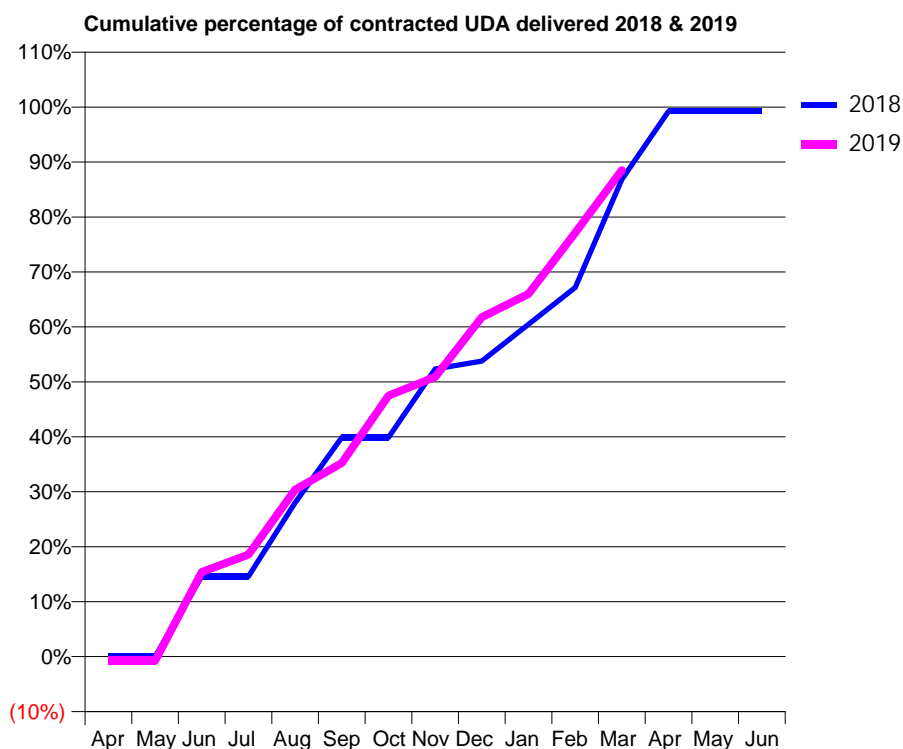
18/19 Contracted general activity (UDA)	16,200
Carry forward general activity (UDA)	123
18/19 Contracted orthodontic activity (UOA)	0
Carry forward orthodontic activity (UOA)	0
Baseline contract value	£396,375.13

ACCESS*

Patients seen in 24 months	Total	Change since previous quarter
Quarter ending March 2018	4,851	
Quarter ending June 2018	4,734	↓
Quarter ending September 2018	4,744	→
Quarter ending December 2018	4,871	↑
Quarter ending March 2019	5,060	↑
Variance since March 2018	4.3%	↑



ACTIVITY



Month	Adjusted Scheduled Activity (UDA)	
	2018	2019
April	0	-123
May	0	-123
June	2,367	2,494
July	2,367	3,010
August	4,543	4,923
September	6,462	5,705
October	6,462	7,691
November	8,480	8,244
December	8,711	10,003
January	9,793	10,692
February	10,885	12,494
March	14,069	14,338
April	16,077	
May	16,077	
June	16,077	

QUALITY

	Quantity	Base Number	Contract	AT	Region	England
% of FP17s for the same patient ID Re-attending within 3 months - Children	114	1,517	7.5%	10.3%	11.9%	11.8%
% of FP17s for the same patient ID Re-attending within 3 months - Adults	807	4,667	17.3%	15.6%	16.9%	15.7%
% of FP17s for the same patient ID Re-attending between 3 & 9 months - Children	576	1,517	38.0%	49.3%	48.9%	58.9%
% of FP17s for the same patient ID Re-attending between 3 & 9 months - Adults	1,693	4,667	36.3%	38.6%	38.9%	50.8%
% of FP17s for Band 1 Urgent Courses	904	5,711	15.8%	10.3%	10.7%	9.1%
% of FP17s Relating to Free Repair or Replacements	0	5,711	0.0%	0.6%	0.5%	0.8%
% of FP17s Relating to Continuations	42	5,711	0.7%	0.9%	0.7%	0.9%
% of Patients satisfied with the dentistry they have received	1	2	N/A	90.5%	89.1%	92.5%
% of Patients satisfied with the time they had to wait for an appointment	1	2	N/A	86.3%	83.1%	87.0%

* This is based on patients treated on this contract for their most recent course of treatment. Figures in italics indicate the base number of FP17s or Patient Questionnaire responses are less than 100. N/A is shown where the base number of responses is less than 10 during the period. % is calculated as Quantity/Base number*100

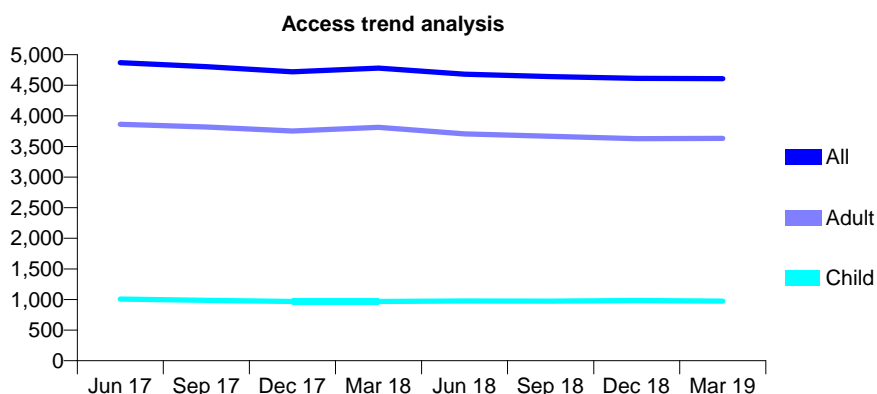
Q63 - Vital Signs At a Glance Contract Report for 113271/0001 - March 2019

Name or company name	Amritpal Marway & Divyash Patel
Contract type name	GDS Contract
Purpose of contract	General
Contract start date	01/09/2013
Contract end date	

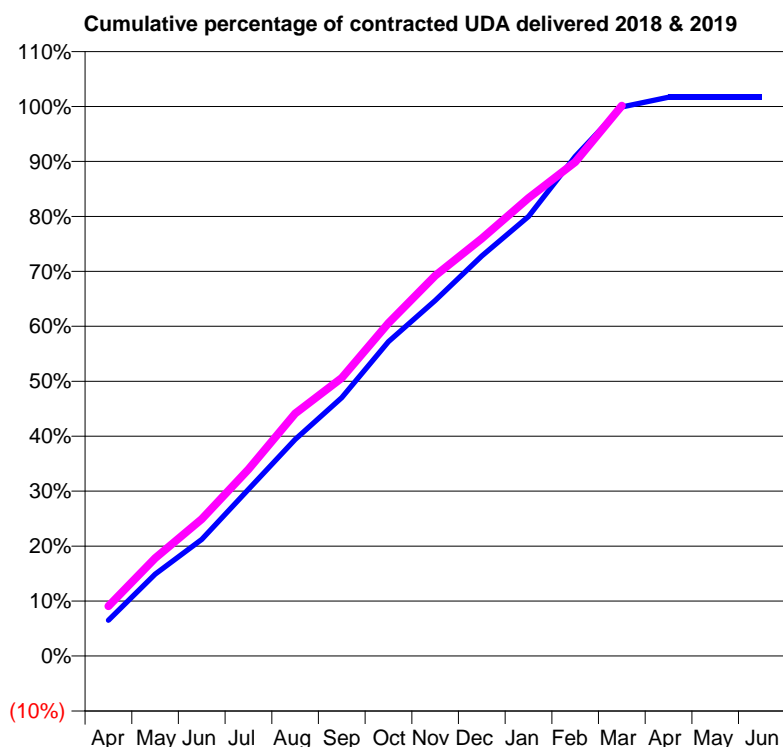
18/19 Contracted general activity (UDA)	11,125
Carry forward general activity (UDA)	-185
18/19 Contracted orthodontic activity (UOA)	0
Carry forward orthodontic activity (UOA)	0
Baseline contract value	£681,823.86

ACCESS*

Patients seen in 24 months	Total	Change since previous quarter
Quarter ending March 2018	4,782	
Quarter ending June 2018	4,681	↓
Quarter ending September 2018	4,641	→
Quarter ending December 2018	4,613	→
Quarter ending March 2019	4,606	→
Variance since March 2018	(3.7%)	↓



ACTIVITY



Month	Adjusted Scheduled Activity (UDA)	
	2018	2019
April	724	1,007
May	1,660	1,982
June	2,361	2,771
July	3,374	3,780
August	4,386	4,909
September	5,230	5,631
October	6,364	6,741
November	7,197	7,700
December	8,099	8,453
January	8,899	9,268
February	10,115	9,998
March	11,114	11,141
April	11,310	
May	11,310	
June	11,310	

QUALITY

	Quantity	Base Number	Contract	AT	Region	England
% of FP17s for the same patient ID Re-attending within 3 months - Children	64	1,053	6.1%	10.3%	11.9%	11.8%
% of FP17s for the same patient ID Re-attending within 3 months - Adults	245	2,949	8.3%	15.6%	16.9%	15.7%
% of FP17s for the same patient ID Re-attending between 3 & 9 months - Children	346	1,053	32.9%	49.3%	48.9%	58.9%
% of FP17s for the same patient ID Re-attending between 3 & 9 months - Adults	601	2,949	20.4%	38.6%	38.9%	50.8%
% of FP17s for Band 1 Urgent Courses	52	3,506	1.5%	10.3%	10.7%	9.1%
% of FP17s Relating to Free Repair or Replacements	89	3,506	2.5%	0.6%	0.5%	0.8%
% of FP17s Relating to Continuations	65	3,506	1.9%	0.9%	0.7%	0.9%
% of Patients satisfied with the dentistry they have received	0	0	N/A	90.5%	89.1%	92.5%
% of Patients satisfied with the time they had to wait for an appointment	0	0	N/A	86.3%	83.1%	87.0%

* This is based on patients treated on this contract for their most recent course of treatment. Figures in italics indicate the base number of FP17s or Patient Questionnaire responses are less than 100. N/A is shown where the base number of responses is less than 10 during the period. % is calculated as Quantity/Base number*100

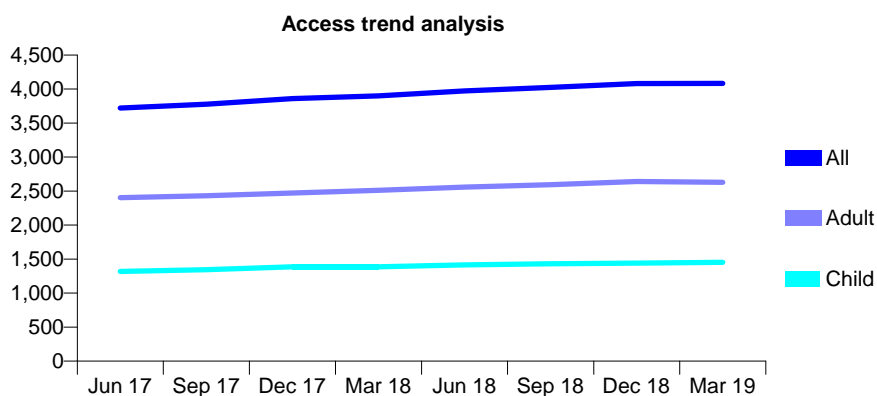
Q63 - Vital Signs At a Glance Contract Report for 113751/0001 - March 2019

Name or company name	JH Patel & Partners
Contract type name	GDS Contract
Purpose of contract	General
Contract start date	01/05/2006
Contract end date	

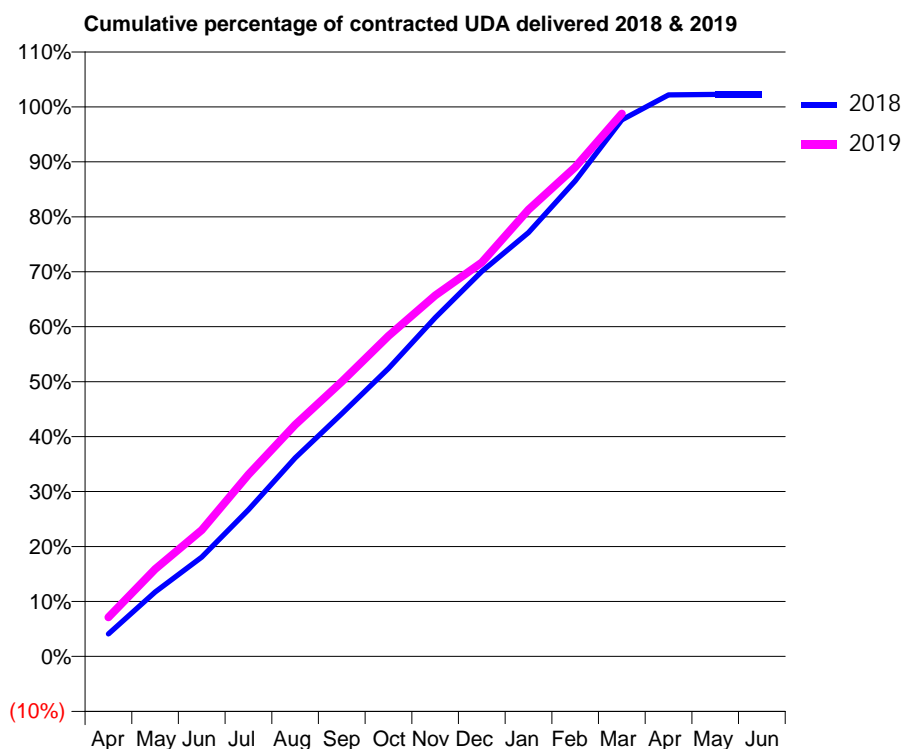
18/19 Contracted general activity (UDA)	10,421
Carry forward general activity (UDA)	-208
18/19 Contracted orthodontic activity (UOA)	0
Carry forward orthodontic activity (UOA)	0
Baseline contract value	£266,099.71

ACCESS*

Patients seen in 24 months	Total	Change since previous quarter
Quarter ending March 2018	3,899	
Quarter ending June 2018	3,973	→
Quarter ending September 2018	4,025	→
Quarter ending December 2018	4,081	→
Quarter ending March 2019	4,084	→
Variance since March 2018	4.7%	↑



ACTIVITY



Month	Adjusted Scheduled Activity (UDA)	
	2018	2019
April	425	743
May	1,222	1,656
June	1,883	2,395
July	2,784	3,448
August	3,764	4,393
September	4,605	5,210
October	5,462	6,077
November	6,424	6,843
December	7,300	7,471
January	8,037	8,473
February	9,020	9,279
March	10,175	10,292
April	10,648	
May	10,655	
June	10,659	

QUALITY

	Quantity	Base Number	Contract	AT	Region	England
% of FP17s for the same patient ID Re-attending within 3 months - Children	191	2,012	9.5%	10.3%	11.9%	11.8%
% of FP17s for the same patient ID Re-attending within 3 months - Adults	649	3,339	19.4%	15.6%	16.9%	15.7%
% of FP17s for the same patient ID Re-attending between 3 & 9 months - Children	1,021	2,012	50.7%	49.3%	48.9%	58.9%
% of FP17s for the same patient ID Re-attending between 3 & 9 months - Adults	1,503	3,339	45.0%	38.6%	38.9%	50.8%
% of FP17s for Band 1 Urgent Courses	403	4,443	9.1%	10.3%	10.7%	9.1%
% of FP17s Relating to Free Repair or Replacements	16	4,443	0.4%	0.6%	0.5%	0.8%
% of FP17s Relating to Continuations	63	4,443	1.4%	0.9%	0.7%	0.9%
% of Patients satisfied with the dentistry they have received	0	0	N/A	90.5%	89.1%	92.5%
% of Patients satisfied with the time they had to wait for an appointment	0	0	N/A	86.3%	83.1%	87.0%

* This is based on patients treated on this contract for their most recent course of treatment. Figures in italics indicate the base number of FP17s or Patient Questionnaire responses are less than 100. N/A is shown where the base number of responses is less than 10 during the period. % is calculated as Quantity/Base number*100

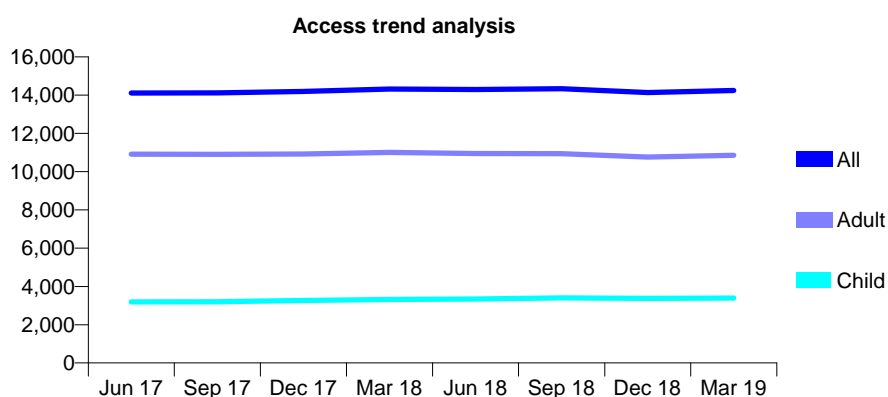
Q63 - Vital Signs At a Glance Contract Report for 114340/0001 - March 2019

Name or company name	Maxident Clinic Ltd.
Contract type name	GDS Contract
Purpose of contract	General
Contract start date	01/06/2012
Contract end date	

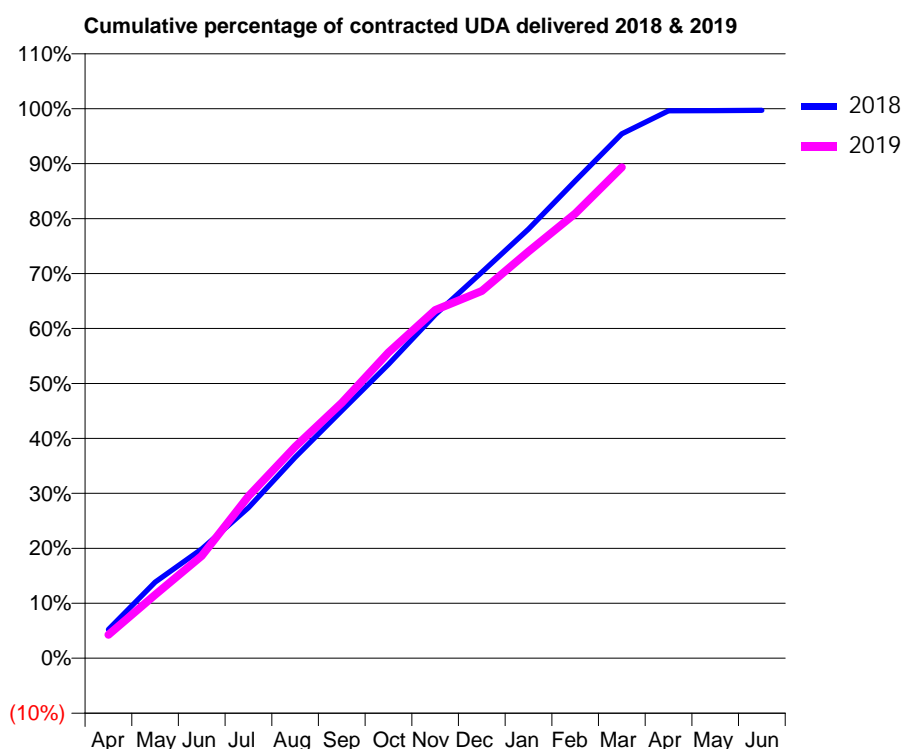
18/19 Contracted general activity (UDA)	41,609
Carry forward general activity (UDA)	127
18/19 Contracted orthodontic activity (UOA)	0
Carry forward orthodontic activity (UOA)	0
Baseline contract value	£1,080,767.55

ACCESS*

Patients seen in 24 months	Total	Change since previous quarter
Quarter ending March 2018	14,317	
Quarter ending June 2018	14,293	→
Quarter ending September 2018	14,336	→
Quarter ending December 2018	14,138	↓
Quarter ending March 2019	14,244	→
Variance since March 2018	(0.5%)	→



ACTIVITY



Month	Adjusted Scheduled Activity (UDA)	
	2018	2019
April	2,173	1,771
May	5,763	4,808
June	8,273	7,747
July	11,394	12,269
August	15,211	16,017
September	18,730	19,335
October	22,251	23,144
November	26,001	26,364
December	29,231	27,805
January	32,483	30,805
February	36,147	33,666
March	39,704	37,172
April	41,446	
May	41,462	
June	41,482	

QUALITY

	Quantity	Base Number	Contract	AT	Region	England
% of FP17s for the same patient ID Re-attending within 3 months - Children	204	4,100	5.0%	10.3%	11.9%	11.8%
% of FP17s for the same patient ID Re-attending within 3 months - Adults	1,132	11,148	10.2%	15.6%	16.9%	15.7%
% of FP17s for the same patient ID Re-attending between 3 & 9 months - Children	2,101	4,100	51.2%	49.3%	48.9%	58.9%
% of FP17s for the same patient ID Re-attending between 3 & 9 months - Adults	4,609	11,148	41.3%	38.6%	38.9%	50.8%
% of FP17s for Band 1 Urgent Courses	1,079	14,581	7.4%	10.3%	10.7%	9.1%
% of FP17s Relating to Free Repair or Replacements	83	14,581	0.6%	0.6%	0.5%	0.8%
% of FP17s Relating to Continuations	93	14,581	0.6%	0.9%	0.7%	0.9%
% of Patients satisfied with the dentistry they have received	1	1	N/A	90.5%	89.1%	92.5%
% of Patients satisfied with the time they had to wait for an appointment	1	1	N/A	86.3%	83.1%	87.0%

* This is based on patients treated on this contract for their most recent course of treatment.

Figures in italics indicate the base number of FP17s or Patient Questionnaire responses are less than 100. N/A is shown where the base number of responses is less than 10 during the period. % is calculated as Quantity/Base number*100

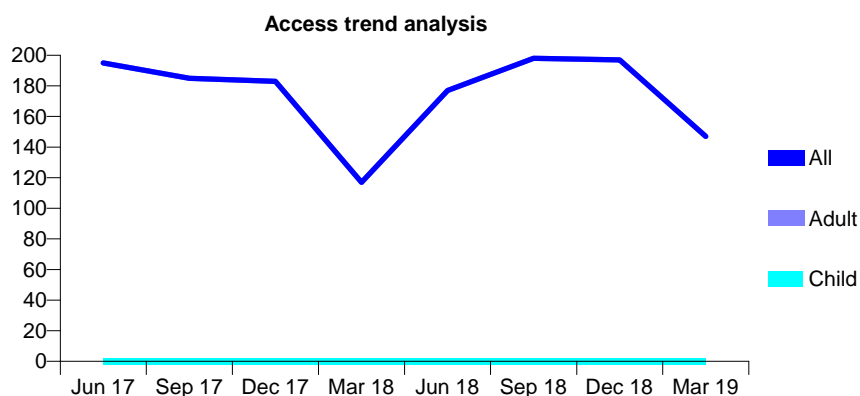
Q63 - Vital Signs At a Glance Contract Report for 114340/0002 - March 2019

Name or company name	Maxident Clinic Ltd.
Contract type name	PDS Contract
Purpose of contract	General
Contract start date	01/09/2012
Contract end date	31/03/2019

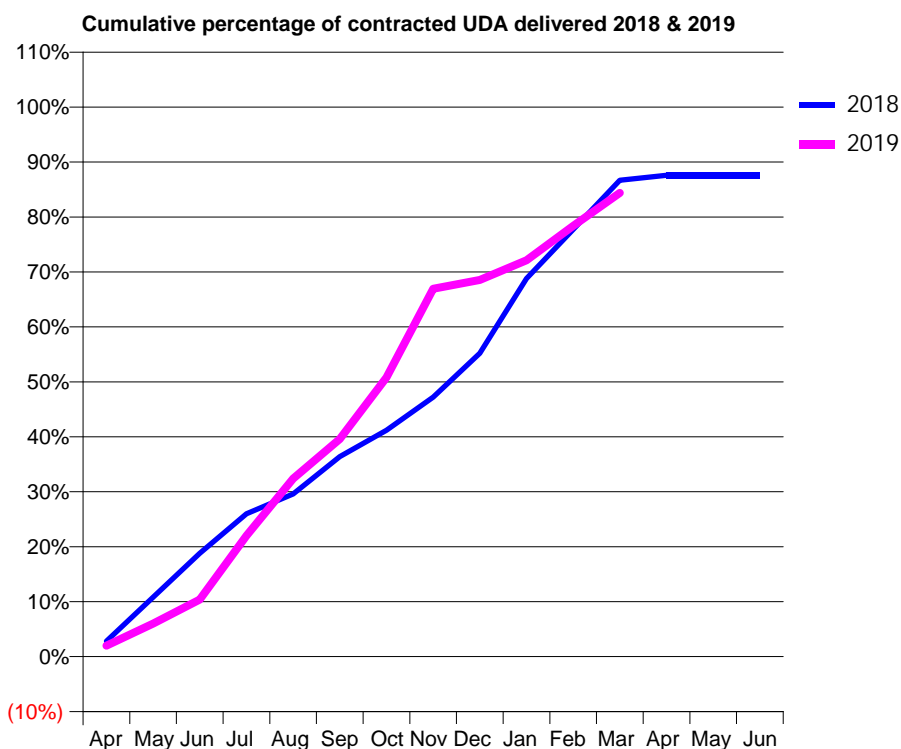
18/19 Contracted general activity (UDA)	750
Carry forward general activity (UDA)	0
18/19 Contracted orthodontic activity (UOA)	0
Carry forward orthodontic activity (UOA)	0
Baseline contract value	£39,982.61

ACCESS*

Patients seen in 24 months	Total	Change since previous quarter
Quarter ending March 2018	117	
Quarter ending June 2018	177	↑
Quarter ending September 2018	198	↑
Quarter ending December 2018	197	→
Quarter ending March 2019	147	↓
Variance since March 2018	25.6%	↑



ACTIVITY



Month	Adjusted Scheduled Activity (UDA)	
	2018	2019
April	21	15
May	81	45
June	141	78
July	195	165
August	222	243
September	273	297
October	309	381
November	354	502
December	414	514
January	516	541
February	583	588
March	650	633
April	657	
May	657	
June	657	

QUALITY

	Quantity	Base Number	Contract	AT	Region	England
% of FP17s for the same patient ID Re-attending within 3 months - Children	0	0	N/A	10.3%	11.9%	11.8%
% of FP17s for the same patient ID Re-attending within 3 months - Adults	3	161	1.9%	15.6%	16.9%	15.7%
% of FP17s for the same patient ID Re-attending between 3 & 9 months - Children	0	0	N/A	49.3%	48.9%	58.9%
% of FP17s for the same patient ID Re-attending between 3 & 9 months - Adults	7	161	4.3%	38.6%	38.9%	50.8%
% of FP17s for Band 1 Urgent Courses	0	148	0.0%	10.3%	10.7%	9.1%
% of FP17s Relating to Free Repair or Replacements	0	148	0.0%	0.6%	0.5%	0.8%
% of FP17s Relating to Continuations	1	148	0.7%	0.9%	0.7%	0.9%
% of Patients satisfied with the dentistry they have received	0	0	N/A	90.5%	89.1%	92.5%
% of Patients satisfied with the time they had to wait for an appointment	0	0	N/A	86.3%	83.1%	87.0%

* This is based on patients treated on this contract for their most recent course of treatment. Figures in italics indicate the base number of FP17s or Patient Questionnaire responses are less than 100. N/A is shown where the base number of responses is less than 10 during the period. % is calculated as Quantity/Base number*100

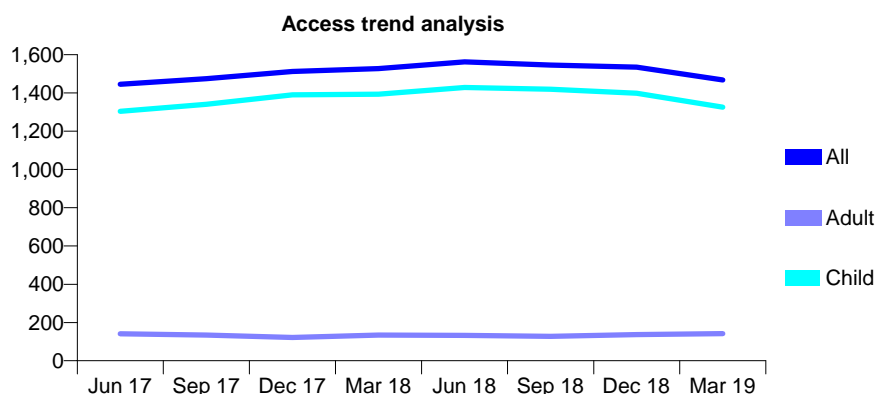
Q63 - Vital Signs At a Glance Contract Report for 114359/0001 - March 2019

Name or company name	Tradex Services Limited
Contract type name	GDS Contract
Purpose of contract	General
Contract start date	01/04/2009
Contract end date	

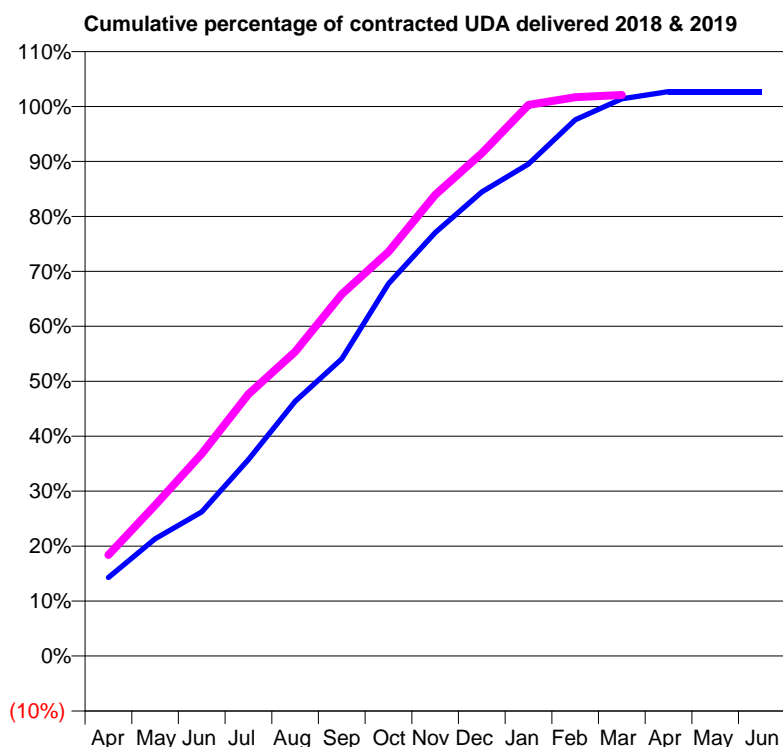
18/19 Contracted general activity (UDA)	2,400
Carry forward general activity (UDA)	-48
18/19 Contracted orthodontic activity (UOA)	0
Carry forward orthodontic activity (UOA)	0
Baseline contract value	£52,265.35

ACCESS*

Patients seen in 24 months	Total	Change since previous quarter
Quarter ending March 2018	1,527	
Quarter ending June 2018	1,562	↑
Quarter ending September 2018	1,546	↓
Quarter ending December 2018	1,535	→
Quarter ending March 2019	1,468	↓
Variance since March 2018	(3.9%)	↓



ACTIVITY



Month	Adjusted Scheduled Activity (UDA)	
	2018	2019
April	343	441
May	512	659
June	629	883
July	858	1,144
August	1,112	1,329
September	1,298	1,580
October	1,626	1,765
November	1,849	2,014
December	2,026	2,196
January	2,149	2,407
February	2,342	2,440
March	2,433	2,450
April	2,464	
May	2,464	
June	2,464	

QUALITY

	Quantity	Base Number	Contract	AT	Region	England
% of FP17s for the same patient ID Re-attending within 3 months - Children	123	1,654	7.4%	10.3%	11.9%	11.8%
% of FP17s for the same patient ID Re-attending within 3 months - Adults	1	47	2.1%	15.6%	16.9%	15.7%
% of FP17s for the same patient ID Re-attending between 3 & 9 months - Children	823	1,654	49.8%	49.3%	48.9%	58.9%
% of FP17s for the same patient ID Re-attending between 3 & 9 months - Adults	24	47	51.1%	38.6%	38.9%	50.8%
% of FP17s for Band 1 Urgent Courses	5	1,687	0.3%	10.3%	10.7%	9.1%
% of FP17s Relating to Free Repair or Replacements	0	1,687	0.0%	0.6%	0.5%	0.8%
% of FP17s Relating to Continuations	0	1,687	0.0%	0.9%	0.7%	0.9%
% of Patients satisfied with the dentistry they have received	0	0	N/A	90.5%	89.1%	92.5%
% of Patients satisfied with the time they had to wait for an appointment	0	0	N/A	86.3%	83.1%	87.0%

* This is based on patients treated on this contract for their most recent course of treatment. Figures in italics indicate the base number of FP17s or Patient Questionnaire responses are less than 100. N/A is shown where the base number of responses is less than 10 during the period. % is calculated as Quantity/Base number*100

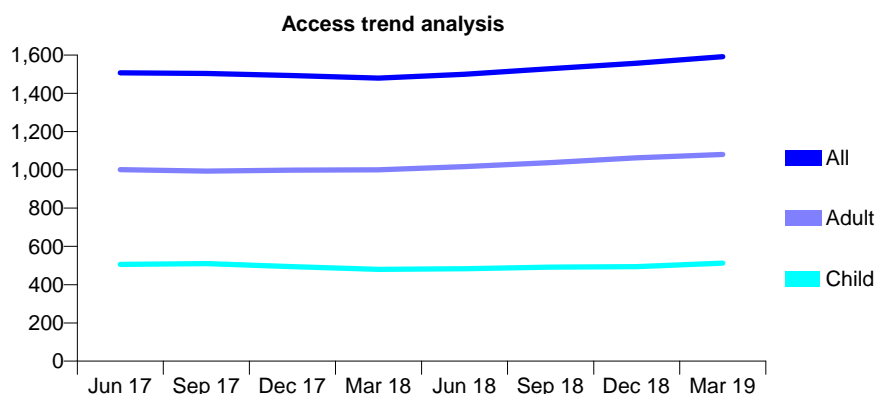
Q63 - Vital Signs At a Glance Contract Report for 114499/0001 - March 2019

Name or company name	Brakashini Thuraisundaram
Contract type name	GDS Contract
Purpose of contract	General
Contract start date	03/08/2009
Contract end date	

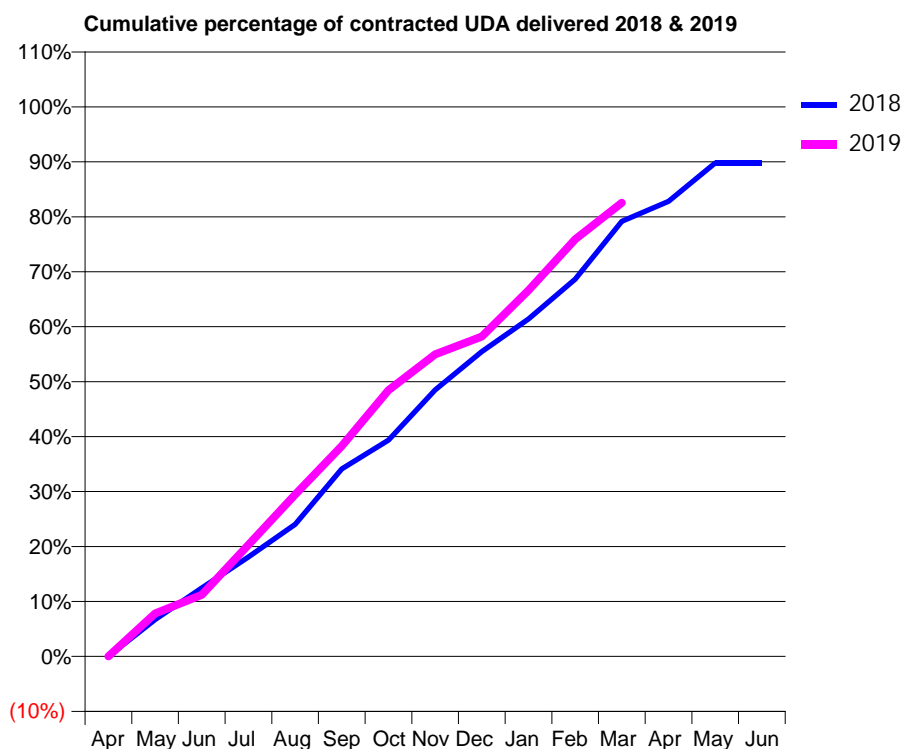
18/19 Contracted general activity (UDA)	5,716
Carry forward general activity (UDA)	0
18/19 Contracted orthodontic activity (UOA)	0
Carry forward orthodontic activity (UOA)	0
Baseline contract value	£165,519.73

ACCESS*

Patients seen in 24 months	Total	Change since previous quarter
Quarter ending March 2018	1,480	
Quarter ending June 2018	1,500	→
Quarter ending September 2018	1,529	→
Quarter ending December 2018	1,557	→
Quarter ending March 2019	1,592	↑
Variance since March 2018	7.6%	↑



ACTIVITY



Month	Adjusted Scheduled Activity (UDA)	
	2018	2019
April	0	0
May	384	447
June	712	640
July	1,035	1,161
August	1,374	1,683
September	1,950	2,188
October	2,250	2,770
November	2,772	3,142
December	3,170	3,327
January	3,510	3,808
February	3,925	4,339
March	4,526	4,718
April	4,733	
May	5,133	
June	5,133	

QUALITY

	Quantity	Base Number	Contract	AT	Region	England
% of FP17s for the same patient ID Re-attending within 3 months - Children	59	758	7.8%	10.3%	11.9%	11.8%
% of FP17s for the same patient ID Re-attending within 3 months - Adults	311	1,539	20.2%	15.6%	16.9%	15.7%
% of FP17s for the same patient ID Re-attending between 3 & 9 months - Children	480	758	63.3%	49.3%	48.9%	58.9%
% of FP17s for the same patient ID Re-attending between 3 & 9 months - Adults	809	1,539	52.6%	38.6%	38.9%	50.8%
% of FP17s for Band 1 Urgent Courses	240	2,071	11.6%	10.3%	10.7%	9.1%
% of FP17s Relating to Free Repair or Replacements	14	2,071	0.7%	0.6%	0.5%	0.8%
% of FP17s Relating to Continuations	17	2,071	0.8%	0.9%	0.7%	0.9%
% of Patients satisfied with the dentistry they have received	0	0	N/A	90.5%	89.1%	92.5%
% of Patients satisfied with the time they had to wait for an appointment	0	0	N/A	86.3%	83.1%	87.0%

* This is based on patients treated on this contract for their most recent course of treatment. Figures in italics indicate the base number of FP17s or Patient Questionnaire responses are less than 100. N/A is shown where the base number of responses is less than 10 during the period. % is calculated as Quantity/Base number*100

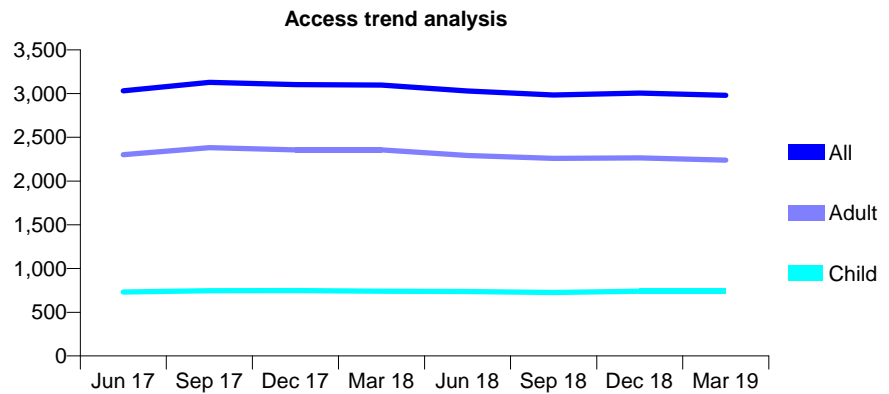
Q63 - Vital Signs At a Glance Contract Report for 115428/0001 - March 2019

Name or company name	S Cowley, R Ingham and J Angelo
Contract type name	GDS Contract
Purpose of contract	General
Contract start date	01/11/2013
Contract end date	

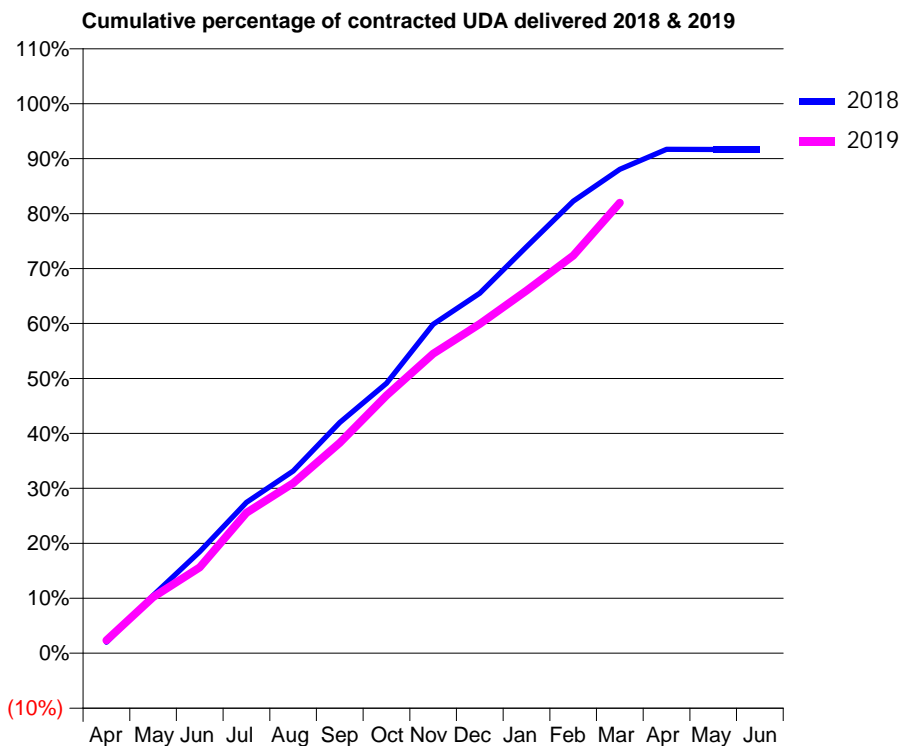
18/19 Contracted general activity (UDA)	10,504
Carry forward general activity (UDA)	0
18/19 Contracted orthodontic activity (UOA)	0
Carry forward orthodontic activity (UOA)	0
Baseline contract value	£359,994.97

ACCESS*

Patients seen in 24 months	Total	Change since previous quarter
Quarter ending March 2018	3,096	
Quarter ending June 2018	3,029	↓
Quarter ending September 2018	2,984	↓
Quarter ending December 2018	3,005	→
Quarter ending March 2019	2,981	→
Variance since March 2018	(3.7%)	↓



ACTIVITY



Month	2018	2019
April	210	246
May	1,104	1,071
June	1,941	1,642
July	2,884	2,684
August	3,483	3,252
September	4,411	4,020
October	5,157	4,925
November	6,287	5,723
December	6,882	6,294
January	7,769	6,930
February	8,641	7,599
March	9,248	8,608
April	9,633	
May	9,630	
June	9,630	

QUALITY

	Quantity	Base Number	Contract	AT	Region	England
% of FP17s for the same patient ID Re-attending within 3 months - Children	52	828	6.3%	10.3%	11.9%	11.8%
% of FP17s for the same patient ID Re-attending within 3 months - Adults	291	2,181	13.3%	15.6%	16.9%	15.7%
% of FP17s for the same patient ID Re-attending between 3 & 9 months - Children	339	828	40.9%	49.3%	48.9%	58.9%
% of FP17s for the same patient ID Re-attending between 3 & 9 months - Adults	658	2,181	30.2%	38.6%	38.9%	50.8%
% of FP17s for Band 1 Urgent Courses	376	2,899	13.0%	10.3%	10.7%	9.1%
% of FP17s Relating to Free Repair or Replacements	3	2,899	0.1%	0.6%	0.5%	0.8%
% of FP17s Relating to Continuations	28	2,899	1.0%	0.9%	0.7%	0.9%
% of Patients satisfied with the dentistry they have received	0	0	N/A	90.5%	89.1%	92.5%
% of Patients satisfied with the time they had to wait for an appointment	0	0	N/A	86.3%	83.1%	87.0%

* This is based on patients treated on this contract for their most recent course of treatment. Figures in italics indicate the base number of FP17s or Patient Questionnaire responses are less than 100. N/A is shown where the base number of responses is less than 10 during the period. % is calculated as Quantity/Base number*100

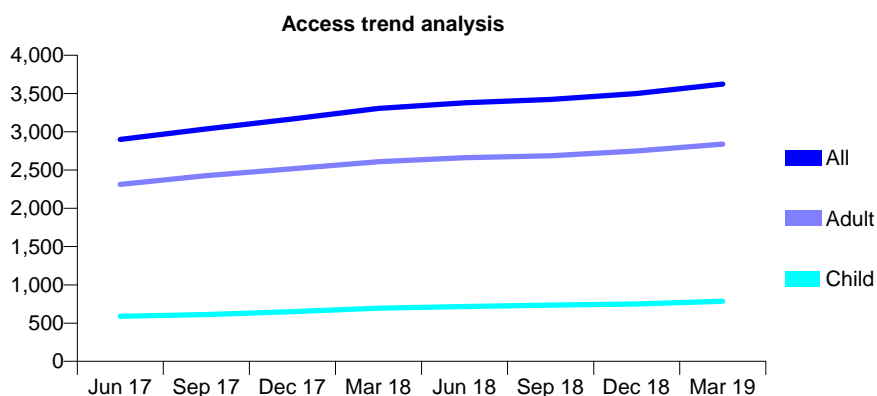
Q63 - Vital Signs At a Glance Contract Report for 115630/0001 - March 2019

Name or company name	Birwood Dental Care Ltd
Contract type name	GDS Contract
Purpose of contract	General
Contract start date	01/08/2011
Contract end date	

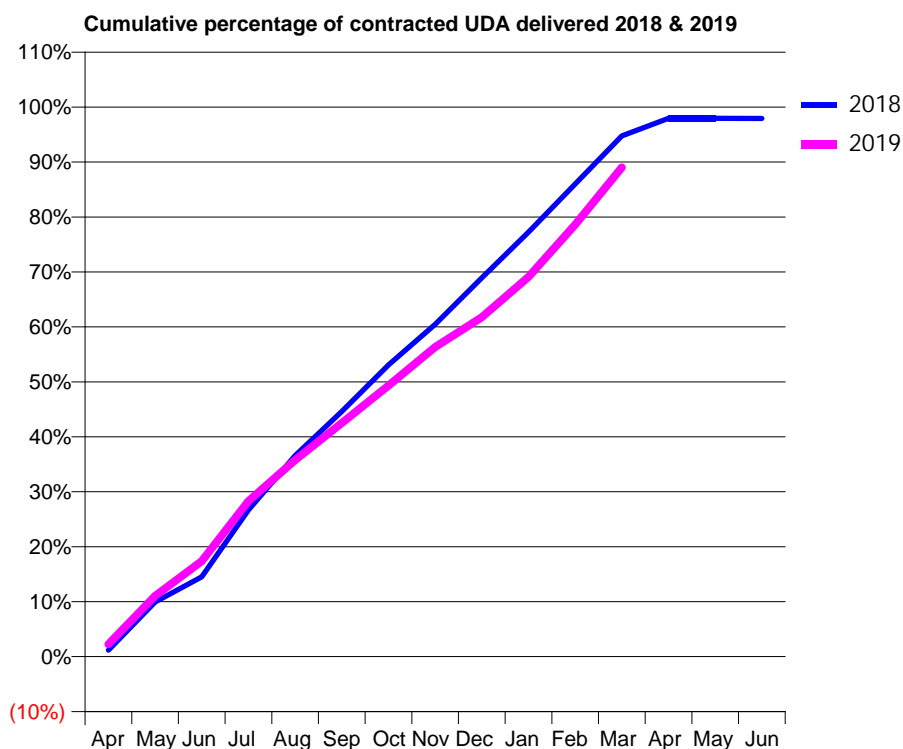
18/19 Contracted general activity (UDA)	9,347
Carry forward general activity (UDA)	193
18/19 Contracted orthodontic activity (UOA)	0
Carry forward orthodontic activity (UOA)	0
Baseline contract value	£215,819.69

ACCESS*

Patients seen in 24 months	Total	Change since previous quarter
Quarter ending March 2018	3,305	
Quarter ending June 2018	3,378	↑
Quarter ending September 2018	3,422	→
Quarter ending December 2018	3,500	↑
Quarter ending March 2019	3,625	↑
Variance since March 2018	9.7%	↑



ACTIVITY



Month	Adjusted Scheduled Activity (UDA)	
	2018	2019
April	110	212
May	932	1,034
June	1,358	1,622
July	2,495	2,646
August	3,422	3,344
September	4,168	3,973
October	4,962	4,611
November	5,651	5,266
December	6,442	5,772
January	7,220	6,459
February	8,039	7,347
March	8,856	8,322
April	9,155	
May	9,155	
June	9,154	

QUALITY

	Quantity	Base Number	Contract	AT	Region	England
% of FP17s for the same patient ID Re-attending within 3 months - Children	69	1,093	6.3%	10.3%	11.9%	11.8%
% of FP17s for the same patient ID Re-attending within 3 months - Adults	485	3,632	13.4%	15.6%	16.9%	15.7%
% of FP17s for the same patient ID Re-attending between 3 & 9 months - Children	644	1,093	58.9%	49.3%	48.9%	58.9%
% of FP17s for the same patient ID Re-attending between 3 & 9 months - Adults	1,514	3,632	41.7%	38.6%	38.9%	50.8%
% of FP17s for Band 1 Urgent Courses	344	4,557	7.5%	10.3%	10.7%	9.1%
% of FP17s Relating to Free Repair or Replacements	60	4,557	1.3%	0.6%	0.5%	0.8%
% of FP17s Relating to Continuations	112	4,557	2.5%	0.9%	0.7%	0.9%
% of Patients satisfied with the dentistry they have received	2	3	N/A	90.5%	89.1%	92.5%
% of Patients satisfied with the time they had to wait for an appointment	2	3	N/A	86.3%	83.1%	87.0%

* This is based on patients treated on this contract for their most recent course of treatment. Figures in italics indicate the base number of FP17s or Patient Questionnaire responses are less than 100. N/A is shown where the base number of responses is less than 10 during the period. % is calculated as Quantity/Base number*100

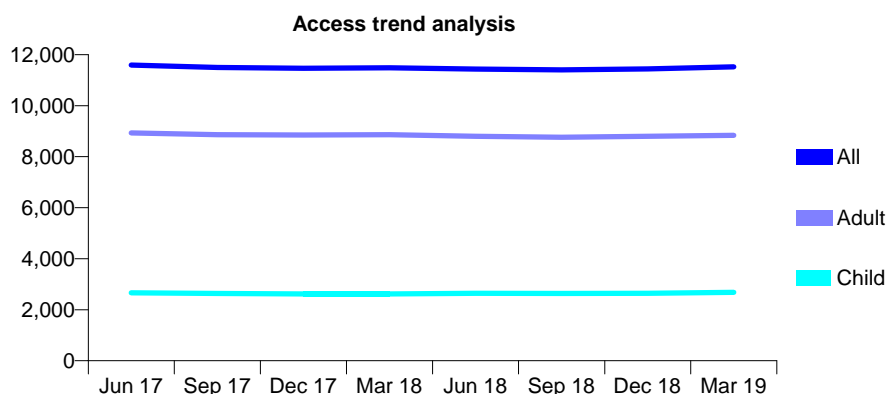
Q63 - Vital Signs At a Glance Contract Report for 115681/0001 - March 2019

Name or company name	Bateman, Knight & McConnell
Contract type name	GDS Contract
Purpose of contract	General
Contract start date	01/04/2008
Contract end date	

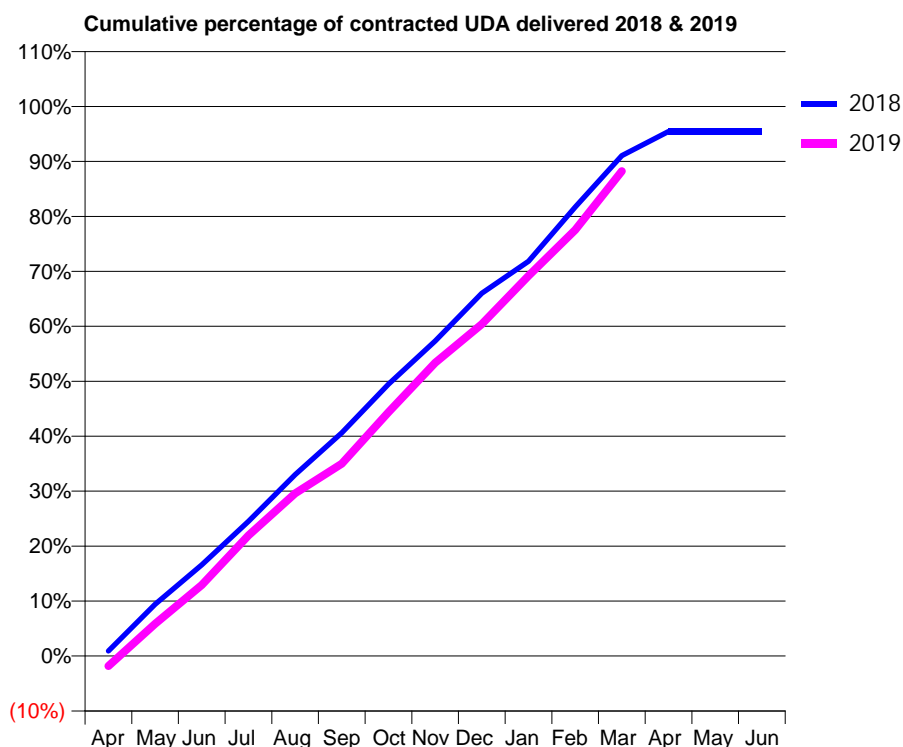
18/19 Contracted general activity (UDA)	34,610
Carry forward general activity (UDA)	1,571
18/19 Contracted orthodontic activity (UOA)	0
Carry forward orthodontic activity (UOA)	0
Baseline contract value	£912,932.62

ACCESS*

Patients seen in 24 months	Total	Change since previous quarter
Quarter ending March 2018	11,486	
Quarter ending June 2018	11,439	→
Quarter ending September 2018	11,400	→
Quarter ending December 2018	11,443	→
Quarter ending March 2019	11,522	→
Variance since March 2018	0.3%	→



ACTIVITY



Month	Adjusted Scheduled Activity (UDA)	
	2018	2019
April	313	-636
May	3,266	2,033
June	5,738	4,469
July	8,476	7,598
August	11,424	10,244
September	14,057	12,103
October	17,122	15,357
November	19,838	18,469
December	22,850	20,897
January	24,862	23,943
February	28,272	26,842
March	31,517	30,532
April	33,041	
May	33,039	
June	33,039	

QUALITY

	Quantity	Base Number	Contract	AT	Region	England
% of FP17s for the same patient ID Re-attending within 3 months - Children	163	3,154	5.2%	10.3%	11.9%	11.8%
% of FP17s for the same patient ID Re-attending within 3 months - Adults	1,809	9,972	18.1%	15.6%	16.9%	15.7%
% of FP17s for the same patient ID Re-attending between 3 & 9 months - Children	1,194	3,154	37.9%	49.3%	48.9%	58.9%
% of FP17s for the same patient ID Re-attending between 3 & 9 months - Adults	3,111	9,972	31.2%	38.6%	38.9%	50.8%
% of FP17s for Band 1 Urgent Courses	1,365	12,586	10.8%	10.3%	10.7%	9.1%
% of FP17s Relating to Free Repair or Replacements	271	12,586	2.2%	0.6%	0.5%	0.8%
% of FP17s Relating to Continuations	388	12,586	3.1%	0.9%	0.7%	0.9%
% of Patients satisfied with the dentistry they have received	4	4	N/A	90.5%	89.1%	92.5%
% of Patients satisfied with the time they had to wait for an appointment	3	4	N/A	86.3%	83.1%	87.0%

* This is based on patients treated on this contract for their most recent course of treatment. Figures in italics indicate the base number of FP17s or Patient Questionnaire responses are less than 100. N/A is shown where the base number of responses is less than 10 during the period. % is calculated as Quantity/Base number*100

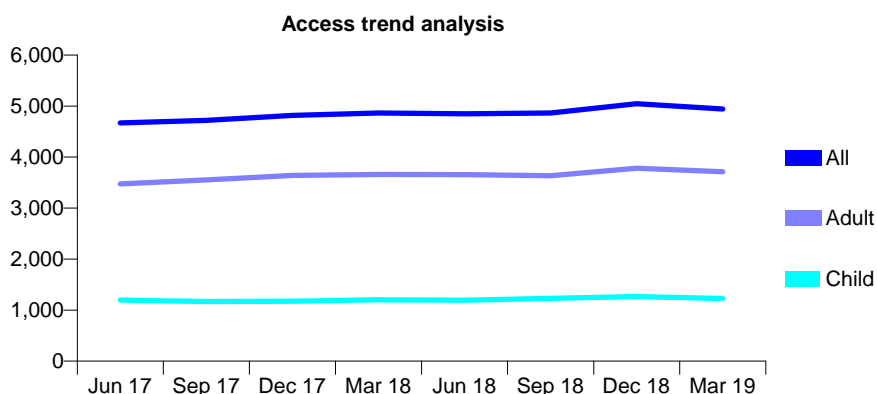
Q63 - Vital Signs At a Glance Contract Report for 116890/0001 - March 2019

Name or company name	Mr P S Photay and Miss S R Photay
Contract type name	PDS Contract
Purpose of contract	General
Contract start date	01/12/2007
Contract end date	31/03/2019

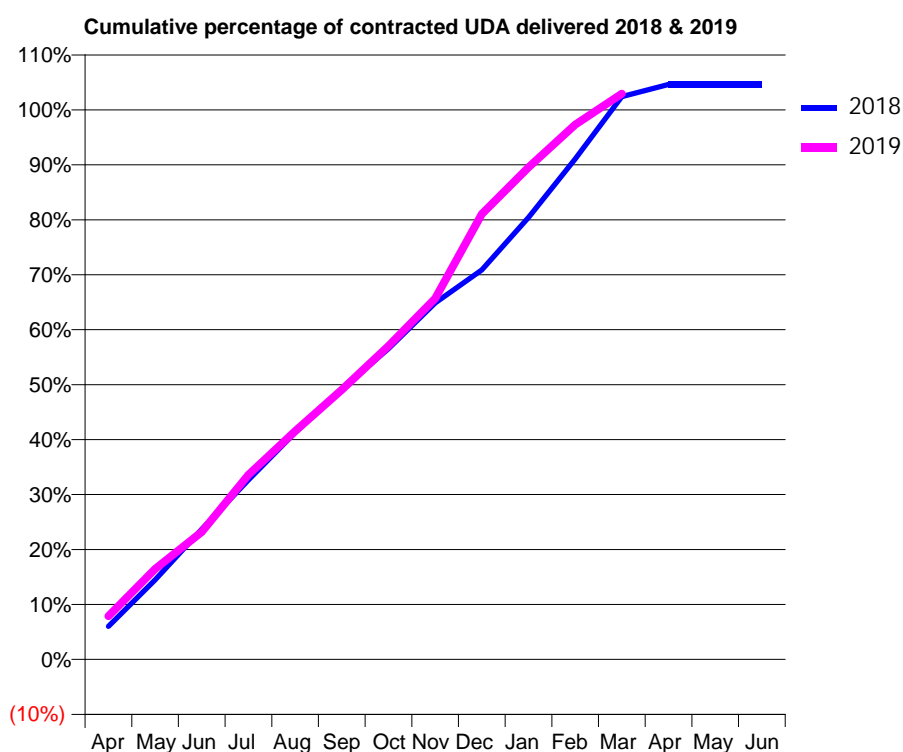
18/19 Contracted general activity (UDA)	17,510
Carry forward general activity (UDA)	-350
18/19 Contracted orthodontic activity (UOA)	0
Carry forward orthodontic activity (UOA)	0
Baseline contract value	£523,839.69

ACCESS*

Patients seen in 24 months	Total	Change since previous quarter
Quarter ending March 2018	4,863	
Quarter ending June 2018	4,849	→
Quarter ending September 2018	4,864	→
Quarter ending December 2018	5,048	↑
Quarter ending March 2019	4,942	↓
Variance since March 2018	1.6%	→



ACTIVITY



Month	2018	2019
April	1,051	1,377
May	2,538	2,883
June	4,151	4,062
July	5,719	5,883
August	7,228	7,279
September	8,617	8,589
October	9,904	9,986
November	11,361	11,499
December	12,409	14,191
January	14,082	15,679
February	15,949	17,038
March	17,933	18,024
April	18,322	
May	18,322	
June	18,322	

QUALITY

	Quantity	Base Number	Contract	AT	Region	England
% of FP17s for the same patient ID Re-attending within 3 months - Children	135	1,427	9.5%	10.3%	11.9%	11.8%
% of FP17s for the same patient ID Re-attending within 3 months - Adults	510	3,543	14.4%	15.6%	16.9%	15.7%
% of FP17s for the same patient ID Re-attending between 3 & 9 months - Children	541	1,427	37.9%	49.3%	48.9%	58.9%
% of FP17s for the same patient ID Re-attending between 3 & 9 months - Adults	921	3,543	26.0%	38.6%	38.9%	50.8%
% of FP17s for Band 1 Urgent Courses	420	4,821	8.7%	10.3%	10.7%	9.1%
% of FP17s Relating to Free Repair or Replacements	0	4,821	0.0%	0.6%	0.5%	0.8%
% of FP17s Relating to Continuations	67	4,821	1.4%	0.9%	0.7%	0.9%
% of Patients satisfied with the dentistry they have received	0	1	N/A	90.5%	89.1%	92.5%
% of Patients satisfied with the time they had to wait for an appointment	1	1	N/A	86.3%	83.1%	87.0%

* This is based on patients treated on this contract for their most recent course of treatment. Figures in italics indicate the base number of FP17s or Patient Questionnaire responses are less than 100. N/A is shown where the base number of responses is less than 10 during the period. % is calculated as Quantity/Base number*100

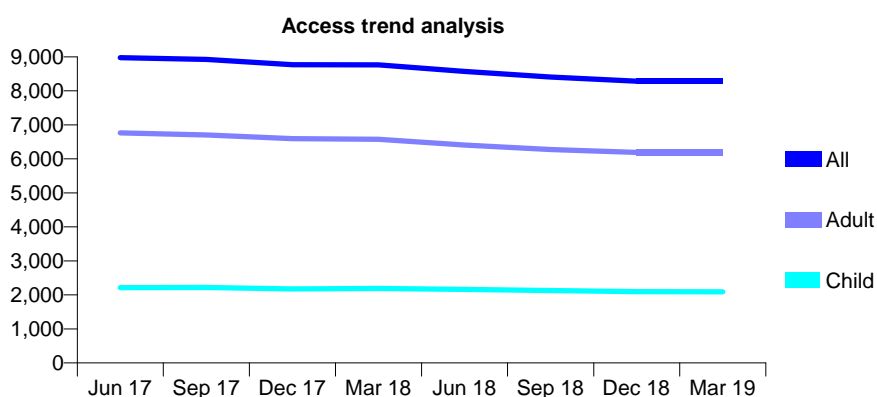
Q63 - Vital Signs At a Glance Contract Report for 117048/0001 - March 2019

Name or company name	Dental Care Centre Ltd
Contract type name	GDS Contract
Purpose of contract	General
Contract start date	01/09/2009
Contract end date	

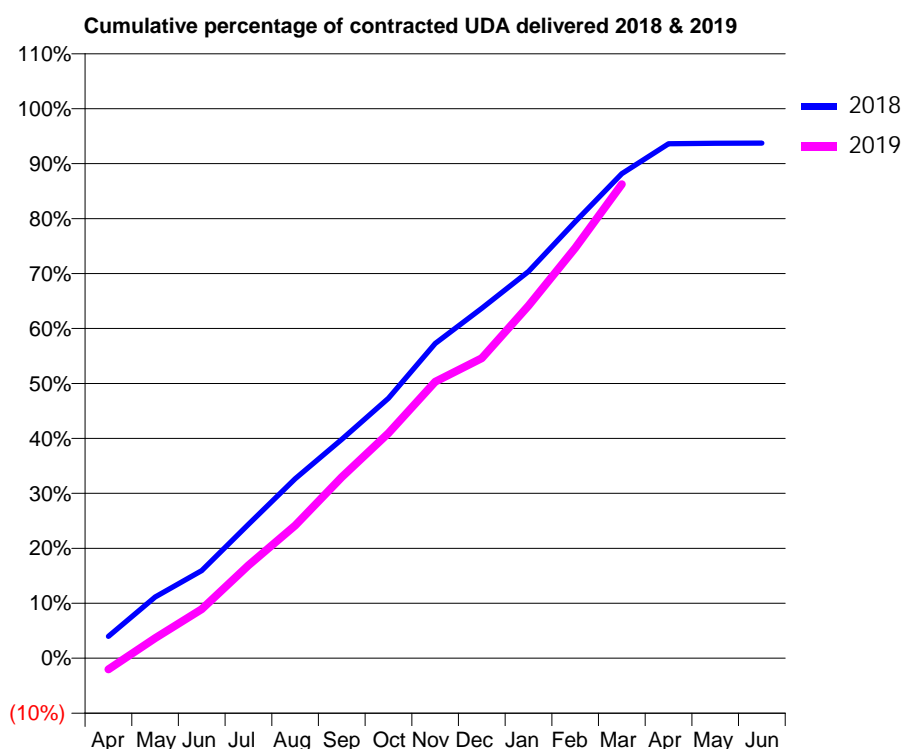
18/19 Contracted general activity (UDA)	33,034
Carry forward general activity (UDA)	2,074
18/19 Contracted orthodontic activity (UOA)	0
Carry forward orthodontic activity (UOA)	0
Baseline contract value	£935,449.38

ACCESS*

Patients seen in 24 months	Total	Change since previous quarter
Quarter ending March 2018	8,767	
Quarter ending June 2018	8,569	↓
Quarter ending September 2018	8,404	↓
Quarter ending December 2018	8,284	↓
Quarter ending March 2019	8,284	→
Variance since March 2018	(5.5%)	↓



ACTIVITY



Adjusted Scheduled Activity (UDA)		
Month	2018	2019
April	1,318	-680
May	3,684	1,207
June	5,267	2,943
July	8,042	5,583
August	10,785	7,984
September	13,159	10,888
October	15,628	13,527
November	18,921	16,622
December	21,040	18,037
January	23,255	21,193
February	26,239	24,665
March	29,130	28,487
April	30,924	
May	30,956	
June	30,960	

QUALITY

	Quantity	Base Number	Contract	AT	Region	England
% of FP17s for the same patient ID Re-attending within 3 months - Children	202	2,944	6.9%	10.3%	11.9%	11.8%
% of FP17s for the same patient ID Re-attending within 3 months - Adults	1,062	7,499	14.2%	15.6%	16.9%	15.7%
% of FP17s for the same patient ID Re-attending between 3 & 9 months - Children	1,778	2,944	60.4%	49.3%	48.9%	58.9%
% of FP17s for the same patient ID Re-attending between 3 & 9 months - Adults	3,705	7,499	49.4%	38.6%	38.9%	50.8%
% of FP17s for Band 1 Urgent Courses	982	9,900	9.9%	10.3%	10.7%	9.1%
% of FP17s Relating to Free Repair or Replacements	145	9,900	1.5%	0.6%	0.5%	0.8%
% of FP17s Relating to Continuations	41	9,900	0.4%	0.9%	0.7%	0.9%
% of Patients satisfied with the dentistry they have received	3	3	N/A	90.5%	89.1%	92.5%
% of Patients satisfied with the time they had to wait for an appointment	3	3	N/A	86.3%	83.1%	87.0%

* This is based on patients treated on this contract for their most recent course of treatment.

Figures in italics indicate the base number of FP17s or Patient Questionnaire responses are less than 100. N/A is shown where the base number of responses is less than 10 during the period. % is calculated as Quantity/Base number*100

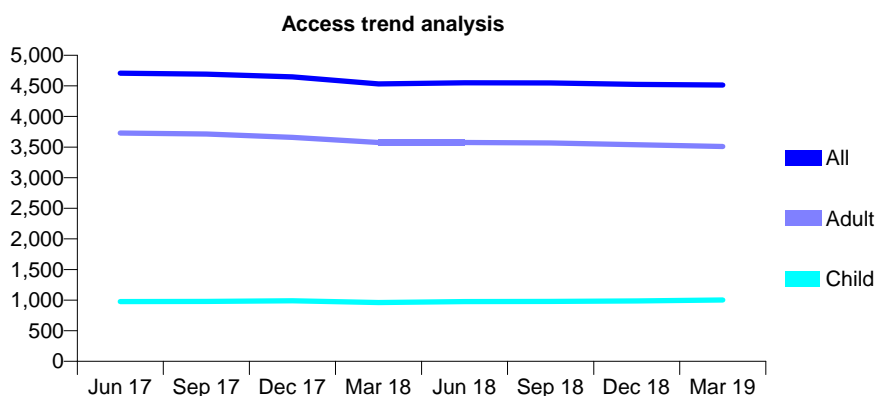
Q63 - Vital Signs At a Glance Contract Report for 117471/0001 - March 2019

Name or company name	Summerstown Dental Centre Limited
Contract type name	Pilot Contract
Purpose of contract	General and Orthodontic
Contract start date	01/06/2010
Contract end date	

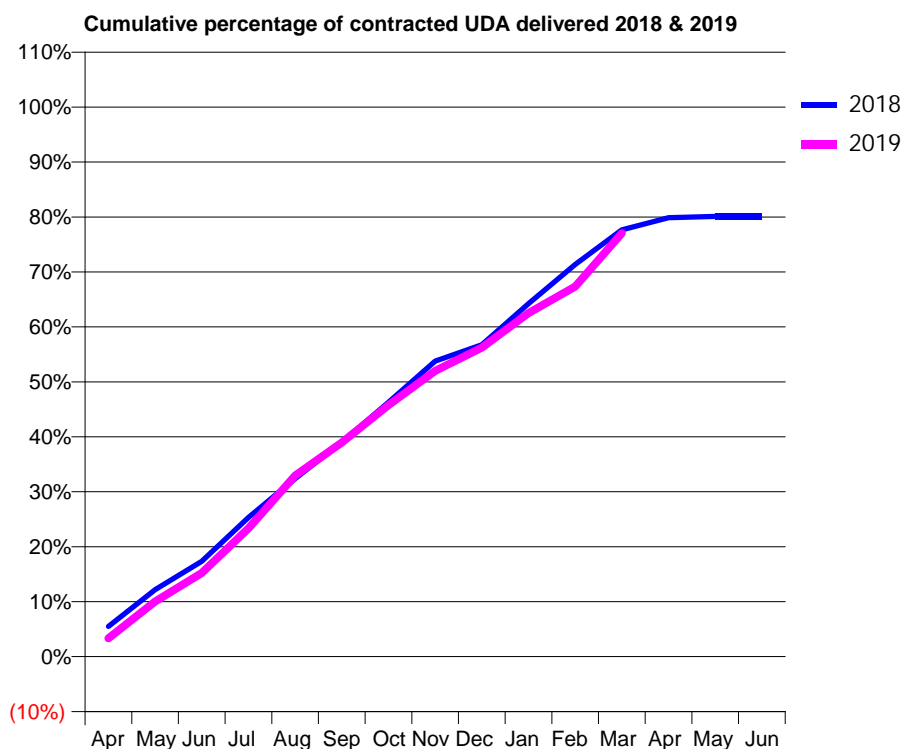
18/19 Contracted general activity (UDA)	11,000
Carry forward general activity (UDA)	0
18/19 Contracted orthodontic activity (UOA)	240
Carry forward orthodontic activity (UOA)	0
Baseline contract value	£345,277.04

ACCESS*

Patients seen in 24 months	Total	Change since previous quarter
Quarter ending March 2018	4,533	
Quarter ending June 2018	4,551	→
Quarter ending September 2018	4,547	→
Quarter ending December 2018	4,525	→
Quarter ending March 2019	4,514	→
Variance since March 2018	(0.4%)	→



ACTIVITY



Month	Adjusted Scheduled Activity (UDA)	
	2018	2019
April	605	366
May	1,342	1,104
June	1,907	1,674
July	2,784	2,568
August	3,566	3,623
September	4,291	4,286
October	5,092	5,034
November	5,917	5,719
December	6,242	6,183
January	7,066	6,874
February	7,849	7,408
March	8,539	8,474
April	8,787	
May	8,810	
June	8,810	

QUALITY

	Quantity	Base Number	Contract	AT	Region	England
% of FP17s for the same patient ID Re-attending within 3 months - Children	102	1,311	7.8%	10.3%	11.9%	11.8%
% of FP17s for the same patient ID Re-attending within 3 months - Adults	453	3,705	12.2%	15.6%	16.9%	15.7%
% of FP17s for the same patient ID Re-attending between 3 & 9 months - Children	607	1,311	46.3%	49.3%	48.9%	58.9%
% of FP17s for the same patient ID Re-attending between 3 & 9 months - Adults	1,161	3,705	31.3%	38.6%	38.9%	50.8%
% of FP17s for Band 1 Urgent Courses	387	4,022	9.6%	10.3%	10.7%	9.1%
% of FP17s Relating to Free Repair or Replacements	4	4,022	0.1%	0.6%	0.5%	0.8%
% of FP17s Relating to Continuations	20	4,022	0.5%	0.9%	0.7%	0.9%
% of Patients satisfied with the dentistry they have received	1	1	N/A	90.5%	89.1%	92.5%
% of Patients satisfied with the time they had to wait for an appointment	1	1	N/A	86.3%	83.1%	87.0%

* This is based on patients treated on this contract for their most recent course of treatment. Figures in italics indicate the base number of FP17s or Patient Questionnaire responses are less than 100. N/A is shown where the base number of responses is less than 10 during the period. % is calculated as Quantity/Base number*100

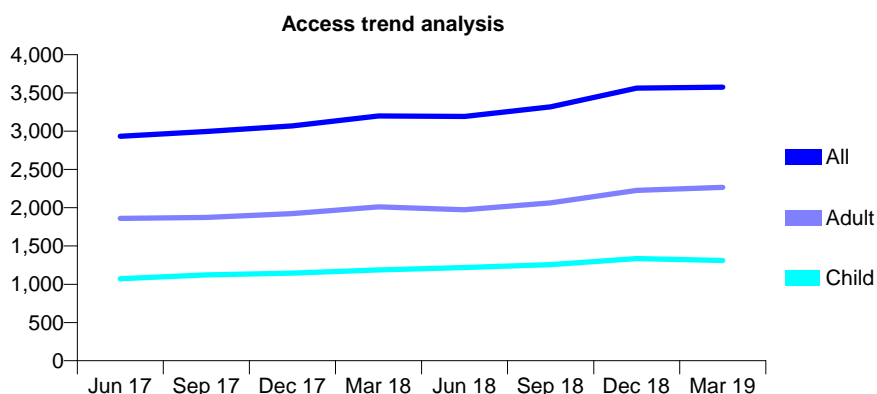
Q63 - Vital Signs At a Glance Contract Report for 117862/0001 - March 2019

Name or company name	Love Teeth Dental Practice
Contract type name	GDS Contract
Purpose of contract	General
Contract start date	01/09/2014
Contract end date	

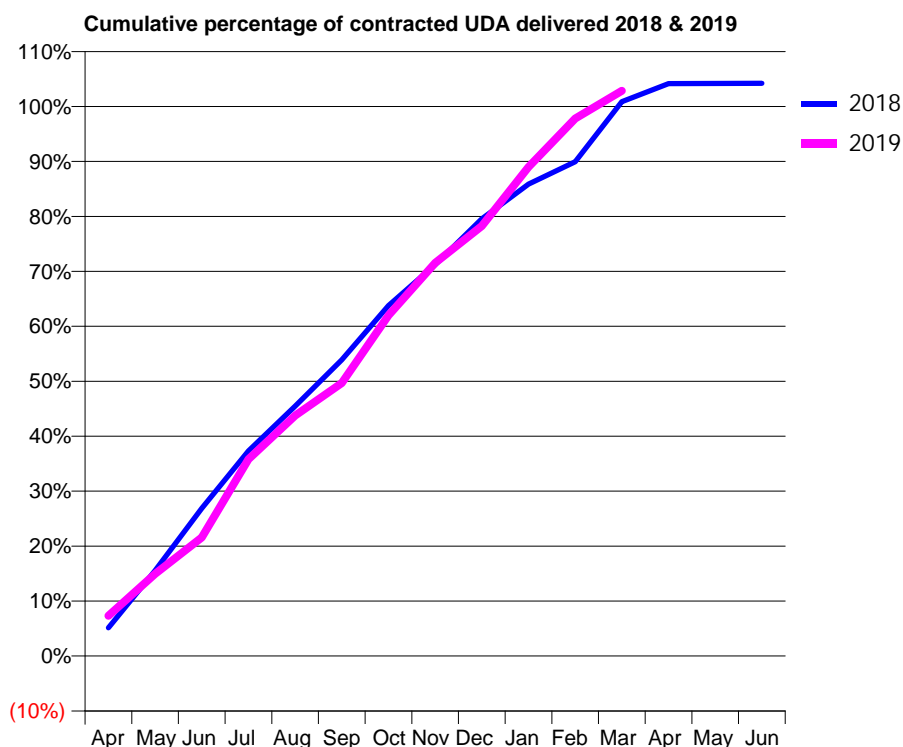
18/19 Contracted general activity (UDA)	5,979
Carry forward general activity (UDA)	-120
18/19 Contracted orthodontic activity (UOA)	0
Carry forward orthodontic activity (UOA)	0
Baseline contract value	£178,842.30

ACCESS*

Patients seen in 24 months	Total	Change since previous quarter
Quarter ending March 2018	3,199	
Quarter ending June 2018	3,193	→
Quarter ending September 2018	3,318	↑
Quarter ending December 2018	3,563	↑
Quarter ending March 2019	3,575	→
Variance since March 2018	11.8%	↑



ACTIVITY



Month	Adjusted Scheduled Activity (UDA)	
	2018	2019
April	307	440
May	931	894
June	1,607	1,289
July	2,233	2,141
August	2,718	2,617
September	3,221	2,970
October	3,812	3,706
November	4,258	4,277
December	4,757	4,678
January	5,135	5,320
February	5,377	5,848
March	6,031	6,149
April	6,228	
May	6,230	
June	6,231	

QUALITY

	Quantity	Base Number	Contract	AT	Region	England
% of FP17s for the same patient ID Re-attending within 3 months - Children	70	1,200	5.8%	10.3%	11.9%	11.8%
% of FP17s for the same patient ID Re-attending within 3 months - Adults	204	1,968	10.4%	15.6%	16.9%	15.7%
% of FP17s for the same patient ID Re-attending between 3 & 9 months - Children	283	1,200	23.6%	49.3%	48.9%	58.9%
% of FP17s for the same patient ID Re-attending between 3 & 9 months - Adults	317	1,968	16.1%	38.6%	38.9%	50.8%
% of FP17s for Band 1 Urgent Courses	414	3,031	13.7%	10.3%	10.7%	9.1%
% of FP17s Relating to Free Repair or Replacements	2	3,031	0.1%	0.6%	0.5%	0.8%
% of FP17s Relating to Continuations	24	3,031	0.8%	0.9%	0.7%	0.9%
% of Patients satisfied with the dentistry they have received	0	0	N/A	90.5%	89.1%	92.5%
% of Patients satisfied with the time they had to wait for an appointment	0	0	N/A	86.3%	83.1%	87.0%

* This is based on patients treated on this contract for their most recent course of treatment. Figures in italics indicate the base number of FP17s or Patient Questionnaire responses are less than 100. N/A is shown where the base number of responses is less than 10 during the period. % is calculated as Quantity/Base number*100

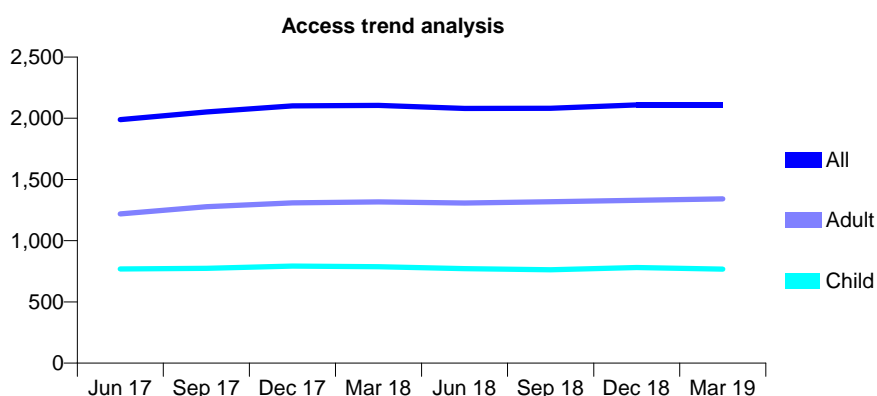
Q63 - Vital Signs At a Glance Contract Report for 118125/0001 - March 2019

Name or company name	S Cowley, R Ingham and J Angelo
Contract type name	GDS Contract
Purpose of contract	General
Contract start date	01/10/2013
Contract end date	

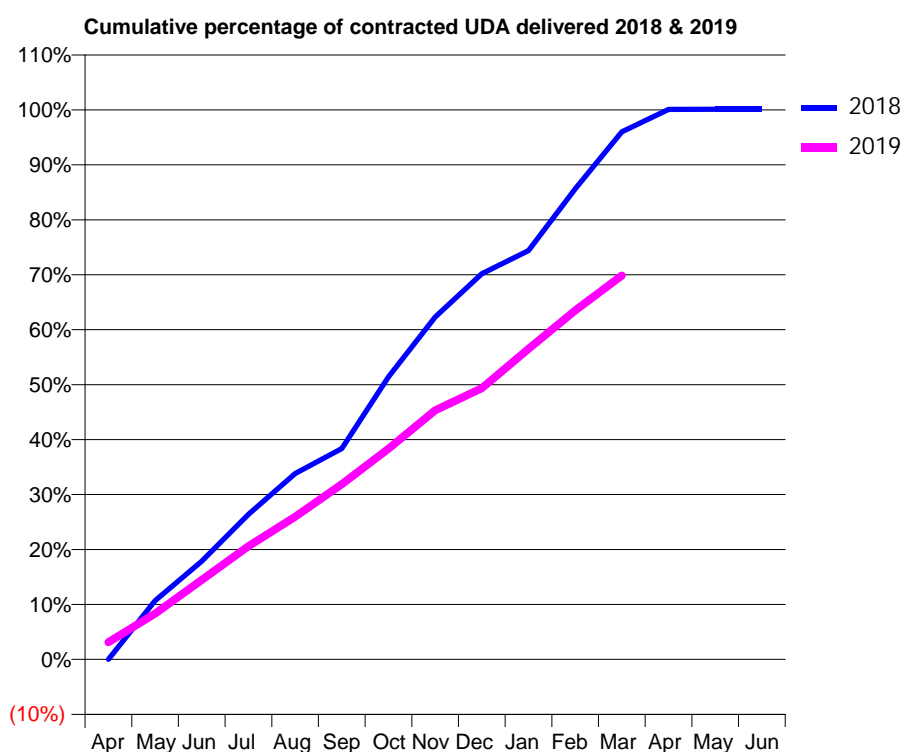
18/19 Contracted general activity (UDA)	6,372
Carry forward general activity (UDA)	-8
18/19 Contracted orthodontic activity (UOA)	0
Carry forward orthodontic activity (UOA)	0
Baseline contract value	£243,864.18

ACCESS*

Patients seen in 24 months	Total	Change since previous quarter
Quarter ending March 2018	2,105	
Quarter ending June 2018	2,080	↓
Quarter ending September 2018	2,082	→
Quarter ending December 2018	2,110	→
Quarter ending March 2019	2,110	→
Variance since March 2018	0.2%	→



ACTIVITY



Month	Adjusted Scheduled Activity (UDA)	
	2018	2019
April	0	201
May	683	533
June	1,140	921
July	1,681	1,314
August	2,155	1,654
September	2,445	2,031
October	3,276	2,444
November	3,970	2,887
December	4,471	3,144
January	4,741	3,600
February	5,456	4,046
March	6,117	4,451
April	6,377	
May	6,380	
June	6,380	

QUALITY

	Quantity	Base Number	Contract	AT	Region	England
% of FP17s for the same patient ID Re-attending within 3 months - Children	40	780	5.1%	10.3%	11.9%	11.8%
% of FP17s for the same patient ID Re-attending within 3 months - Adults	182	1,303	14.0%	15.6%	16.9%	15.7%
% of FP17s for the same patient ID Re-attending between 3 & 9 months - Children	351	780	45.0%	49.3%	48.9%	58.9%
% of FP17s for the same patient ID Re-attending between 3 & 9 months - Adults	397	1,303	30.5%	38.6%	38.9%	50.8%
% of FP17s for Band 1 Urgent Courses	246	2,004	12.3%	10.3%	10.7%	9.1%
% of FP17s Relating to Free Repair or Replacements	8	2,004	0.4%	0.6%	0.5%	0.8%
% of FP17s Relating to Continuations	28	2,004	1.4%	0.9%	0.7%	0.9%
% of Patients satisfied with the dentistry they have received	0	0	N/A	90.5%	89.1%	92.5%
% of Patients satisfied with the time they had to wait for an appointment	0	0	N/A	86.3%	83.1%	87.0%

* This is based on patients treated on this contract for their most recent course of treatment.

Figures in italics indicate the base number of FP17s or Patient Questionnaire responses are less than 100. N/A is shown where the base number of responses is less than 10 during the period. % is calculated as Quantity/Base number*100

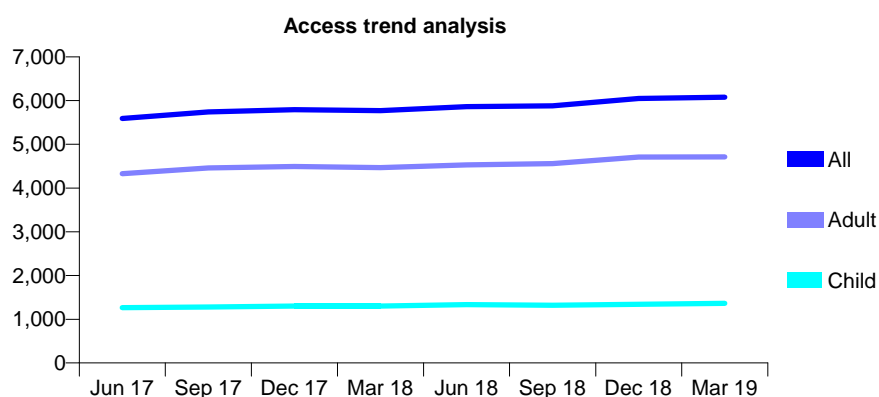
Q63 - Vital Signs At a Glance Contract Report for 118257/0001 - March 2019

Name or company name	Perfect Smile Surgery Ltd.
Contract type name	GDS Contract
Purpose of contract	General
Contract start date	01/07/2007
Contract end date	

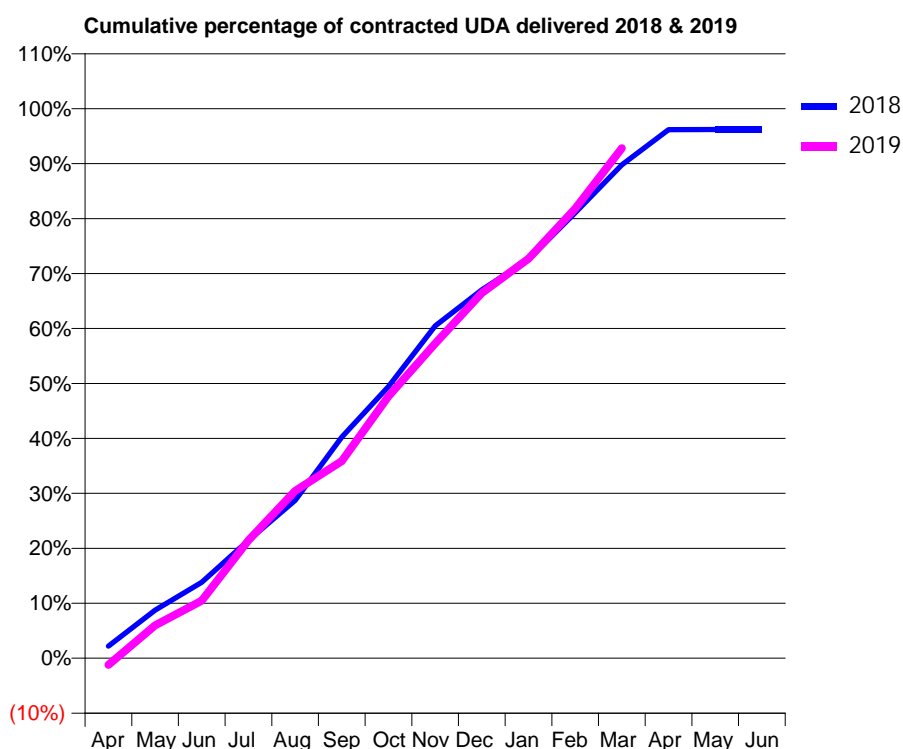
18/19 Contracted general activity (UDA)	16,200
Carry forward general activity (UDA)	616
18/19 Contracted orthodontic activity (UOA)	0
Carry forward orthodontic activity (UOA)	0
Baseline contract value	£450,543.89

ACCESS*

Patients seen in 24 months	Total	Change since previous quarter
Quarter ending March 2018	5,769	
Quarter ending June 2018	5,860	→
Quarter ending September 2018	5,878	→
Quarter ending December 2018	6,049	↑
Quarter ending March 2019	6,076	→
Variance since March 2018	5.3%	↑



ACTIVITY



Month	2018	2019
April	356	-199
May	1,418	970
June	2,238	1,698
July	3,478	3,473
August	4,654	4,930
September	6,520	5,812
October	8,010	7,725
November	9,798	9,274
December	10,860	10,762
January	11,751	11,780
February	13,133	13,255
March	14,545	15,031
April	15,583	
May	15,584	
June	15,584	

QUALITY

	Quantity	Base Number	Contract	AT	Region	England
% of FP17s for the same patient ID Re-attending within 3 months - Children	117	1,608	7.3%	10.3%	11.9%	11.8%
% of FP17s for the same patient ID Re-attending within 3 months - Adults	783	4,688	16.7%	15.6%	16.9%	15.7%
% of FP17s for the same patient ID Re-attending between 3 & 9 months - Children	631	1,608	39.2%	49.3%	48.9%	58.9%
% of FP17s for the same patient ID Re-attending between 3 & 9 months - Adults	1,171	4,688	25.0%	38.6%	38.9%	50.8%
% of FP17s for Band 1 Urgent Courses	1,264	5,975	21.2%	10.3%	10.7%	9.1%
% of FP17s Relating to Free Repair or Replacements	52	5,975	0.9%	0.6%	0.5%	0.8%
% of FP17s Relating to Continuations	38	5,975	0.6%	0.9%	0.7%	0.9%
% of Patients satisfied with the dentistry they have received	2	2	N/A	90.5%	89.1%	92.5%
% of Patients satisfied with the time they had to wait for an appointment	2	2	N/A	86.3%	83.1%	87.0%

* This is based on patients treated on this contract for their most recent course of treatment. Figures in italics indicate the base number of FP17s or Patient Questionnaire responses are less than 100. N/A is shown where the base number of responses is less than 10 during the period. % is calculated as Quantity/Base number*100

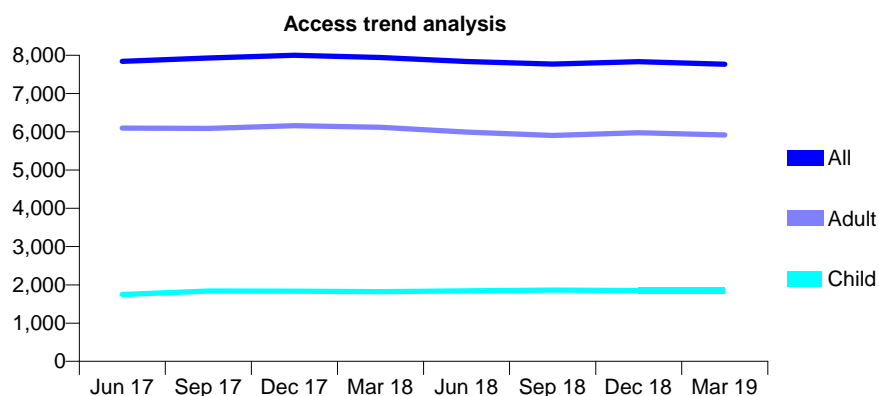
Q63 - Vital Signs At a Glance Contract Report for 118664/0001 - March 2019

Name or company name	Drs P Pakzad & E Harunani
Contract type name	GDS Contract
Purpose of contract	General
Contract start date	01/04/2013
Contract end date	

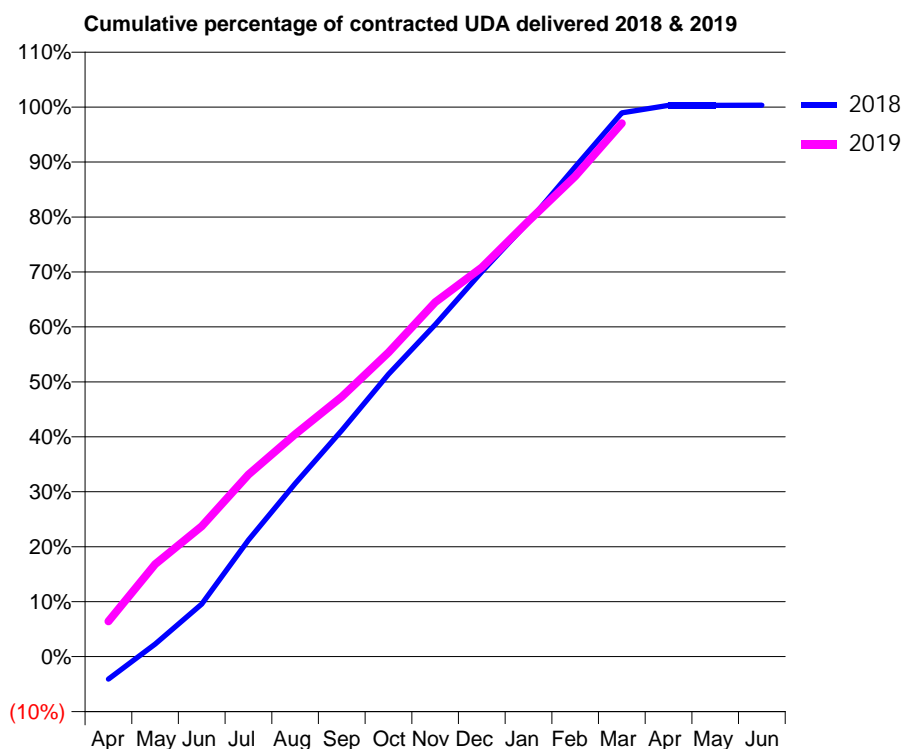
18/19 Contracted general activity (UDA)	31,225
Carry forward general activity (UDA)	-103
18/19 Contracted orthodontic activity (UOA)	0
Carry forward orthodontic activity (UOA)	0
Baseline contract value	£790,402.98

ACCESS*

Patients seen in 24 months	Total	Change since previous quarter
Quarter ending March 2018	7,944	
Quarter ending June 2018	7,838	↓
Quarter ending September 2018	7,767	→
Quarter ending December 2018	7,830	→
Quarter ending March 2019	7,766	→
Variance since March 2018	(2.2%)	↓



ACTIVITY



Month	Adjusted Scheduled Activity (UDA)	
	2018	2019
April	-1,281	2,001
May	717	5,257
June	2,991	7,405
July	6,630	10,346
August	9,830	12,636
September	12,856	14,765
October	16,047	17,282
November	18,861	20,134
December	21,865	22,111
January	24,702	24,748
February	27,830	27,291
March	30,896	30,306
April	31,320	
May	31,325	
June	31,328	

QUALITY

	Quantity	Base Number	Contract	AT	Region	England
% of FP17s for the same patient ID Re-attending within 3 months - Children	139	2,319	6.0%	10.3%	11.9%	11.8%
% of FP17s for the same patient ID Re-attending within 3 months - Adults	1,020	7,016	14.5%	15.6%	16.9%	15.7%
% of FP17s for the same patient ID Re-attending between 3 & 9 months - Children	1,220	2,319	52.6%	49.3%	48.9%	58.9%
% of FP17s for the same patient ID Re-attending between 3 & 9 months - Adults	3,121	7,016	44.5%	38.6%	38.9%	50.8%
% of FP17s for Band 1 Urgent Courses	785	9,221	8.5%	10.3%	10.7%	9.1%
% of FP17s Relating to Free Repair or Replacements	267	9,221	2.9%	0.6%	0.5%	0.8%
% of FP17s Relating to Continuations	25	9,221	0.3%	0.9%	0.7%	0.9%
% of Patients satisfied with the dentistry they have received	3	3	N/A	90.5%	89.1%	92.5%
% of Patients satisfied with the time they had to wait for an appointment	3	3	N/A	86.3%	83.1%	87.0%

* This is based on patients treated on this contract for their most recent course of treatment. Figures in italics indicate the base number of FP17s or Patient Questionnaire responses are less than 100. N/A is shown where the base number of responses is less than 10 during the period. % is calculated as Quantity/Base number*100

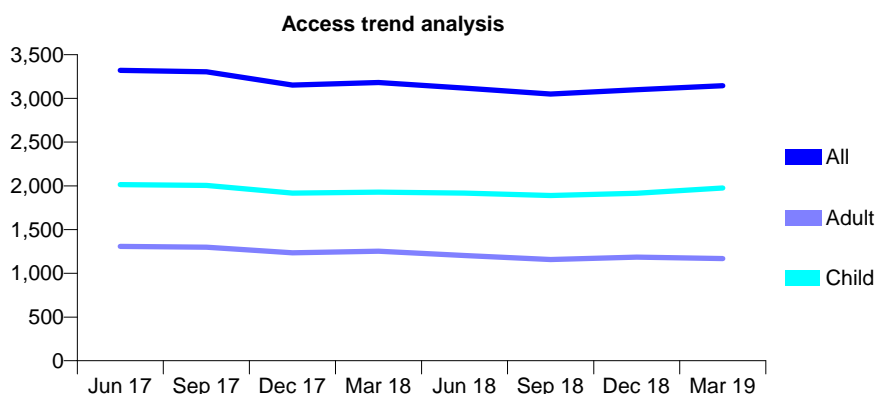
Q63 - Vital Signs At a Glance Contract Report for 118729/0001 - March 2019

Name or company name	Vijay Vithani, Varsha Vithani and Keya Vithani
Contract type name	GDS Contract
Purpose of contract	General
Contract start date	01/04/2011
Contract end date	

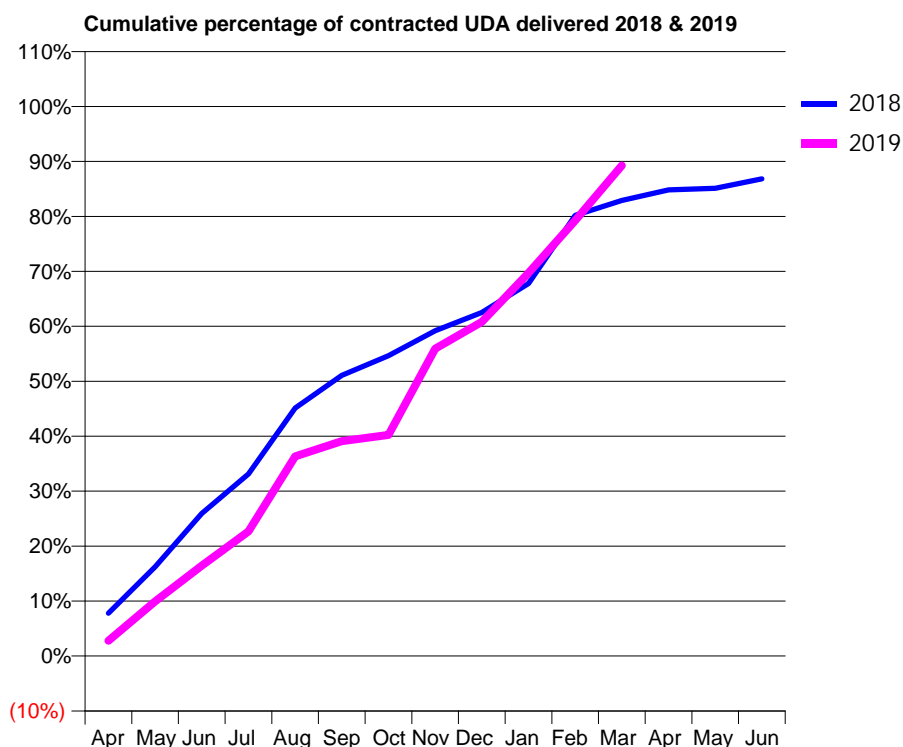
18/19 Contracted general activity (UDA)	7,767
Carry forward general activity (UDA)	144
18/19 Contracted orthodontic activity (UOA)	0
Carry forward orthodontic activity (UOA)	0
Baseline contract value	£198,557.63

ACCESS*

Patients seen in 24 months	Total	Change since previous quarter
Quarter ending March 2018	3,182	
Quarter ending June 2018	3,118	↓
Quarter ending September 2018	3,050	↓
Quarter ending December 2018	3,099	→
Quarter ending March 2019	3,145	→
Variance since March 2018	(1.2%)	↓



ACTIVITY



Month	Adjusted Scheduled Activity (UDA)	
	2018	2019
April	605	215
May	1,263	771
June	2,015	1,276
July	2,574	1,761
August	3,505	2,822
September	3,967	3,037
October	4,245	3,125
November	4,598	4,344
December	4,856	4,722
January	5,266	5,414
February	6,228	6,156
March	6,438	6,931
April	6,589	
May	6,611	
June	6,745	

QUALITY

	Quantity	Base Number	Contract	AT	Region	England
% of FP17s for the same patient ID Re-attending within 3 months - Children	188	2,967	6.3%	10.3%	11.9%	11.8%
% of FP17s for the same patient ID Re-attending within 3 months - Adults	164	1,179	13.9%	15.6%	16.9%	15.7%
% of FP17s for the same patient ID Re-attending between 3 & 9 months - Children	1,789	2,967	60.3%	49.3%	48.9%	58.9%
% of FP17s for the same patient ID Re-attending between 3 & 9 months - Adults	479	1,179	40.6%	38.6%	38.9%	50.8%
% of FP17s for Band 1 Urgent Courses	211	3,980	5.3%	10.3%	10.7%	9.1%
% of FP17s Relating to Free Repair or Replacements	2	3,980	0.1%	0.6%	0.5%	0.8%
% of FP17s Relating to Continuations	1	3,980	0.0%	0.9%	0.7%	0.9%
% of Patients satisfied with the dentistry they have received	0	0	N/A	90.5%	89.1%	92.5%
% of Patients satisfied with the time they had to wait for an appointment	0	0	N/A	86.3%	83.1%	87.0%

* This is based on patients treated on this contract for their most recent course of treatment.

Figures in italics indicate the base number of FP17s or Patient Questionnaire responses are less than 100. N/A is shown where the base number of responses is less than 10 during the period. % is calculated as Quantity/Base number*100

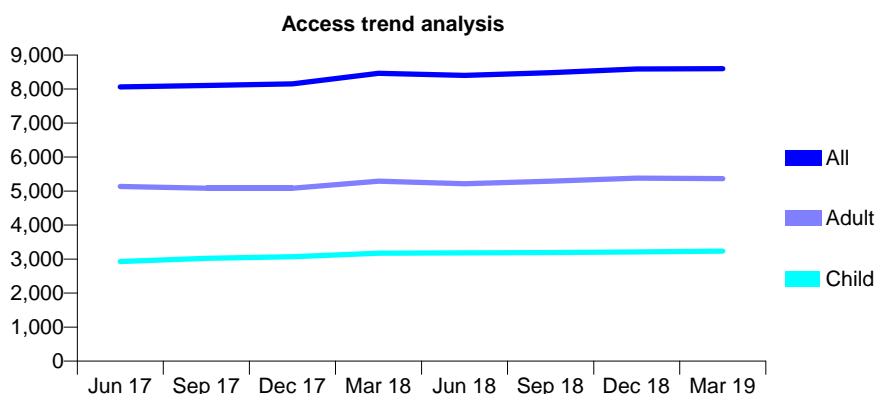
Q63 - Vital Signs At a Glance Contract Report for 118826/0001 - March 2019

Name or company name	Mr R Siddique & Mr I Khaliq
Contract type name	GDS Contract
Purpose of contract	General
Contract start date	01/04/2013
Contract end date	

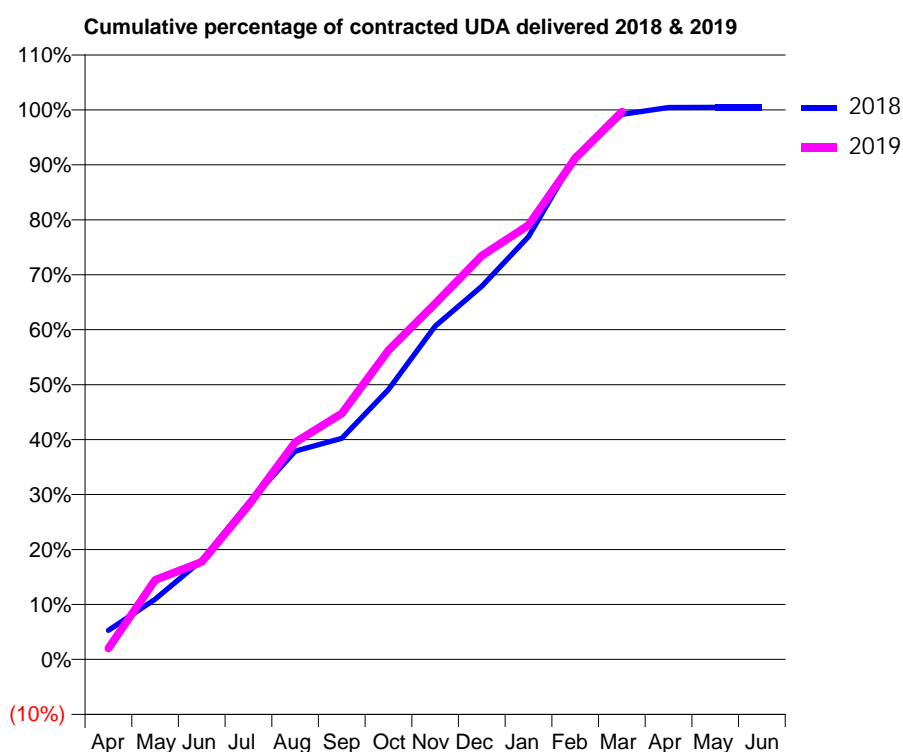
18/19 Contracted general activity (UDA)	22,354
Carry forward general activity (UDA)	-102
18/19 Contracted orthodontic activity (UOA)	0
Carry forward orthodontic activity (UOA)	0
Baseline contract value	£582,165.25

ACCESS*

Patients seen in 24 months	Total	Change since previous quarter
Quarter ending March 2018	8,464	
Quarter ending June 2018	8,401	→
Quarter ending September 2018	8,485	→
Quarter ending December 2018	8,591	→
Quarter ending March 2019	8,603	→
Variance since March 2018	1.6%	→



ACTIVITY



Month	2018	2019
April	1,178	455
May	2,454	3,235
June	4,035	3,970
July	6,367	6,268
August	8,477	8,828
September	8,997	9,999
October	10,981	12,577
November	13,556	14,477
December	15,174	16,421
January	17,199	17,666
February	20,449	20,390
March	22,170	22,272
April	22,447	
May	22,456	
June	22,456	

QUALITY

	Quantity	Base Number	Contract	AT	Region	England
% of FP17s for the same patient ID Re-attending within 3 months - Children	196	4,128	4.7%	10.3%	11.9%	11.8%
% of FP17s for the same patient ID Re-attending within 3 months - Adults	387	5,638	6.9%	15.6%	16.9%	15.7%
% of FP17s for the same patient ID Re-attending between 3 & 9 months - Children	2,323	4,128	56.3%	49.3%	48.9%	58.9%
% of FP17s for the same patient ID Re-attending between 3 & 9 months - Adults	2,550	5,638	45.2%	38.6%	38.9%	50.8%
% of FP17s for Band 1 Urgent Courses	512	9,613	5.3%	10.3%	10.7%	9.1%
% of FP17s Relating to Free Repair or Replacements	18	9,613	0.2%	0.6%	0.5%	0.8%
% of FP17s Relating to Continuations	9	9,613	0.1%	0.9%	0.7%	0.9%
% of Patients satisfied with the dentistry they have received	1	1	N/A	90.5%	89.1%	92.5%
% of Patients satisfied with the time they had to wait for an appointment	1	1	N/A	86.3%	83.1%	87.0%

* This is based on patients treated on this contract for their most recent course of treatment. Figures in italics indicate the base number of FP17s or Patient Questionnaire responses are less than 100. N/A is shown where the base number of responses is less than 10 during the period. % is calculated as Quantity/Base number*100

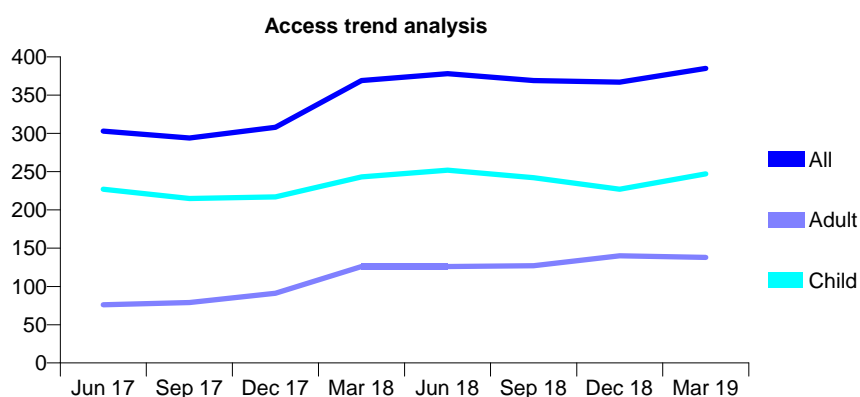
Q63 - Vital Signs At a Glance Contract Report for 119385/0001 - March 2019

Name or company name	Stock Hill Dental Care Partnership
Contract type name	GDS Contract
Purpose of contract	General
Contract start date	01/05/2015
Contract end date	

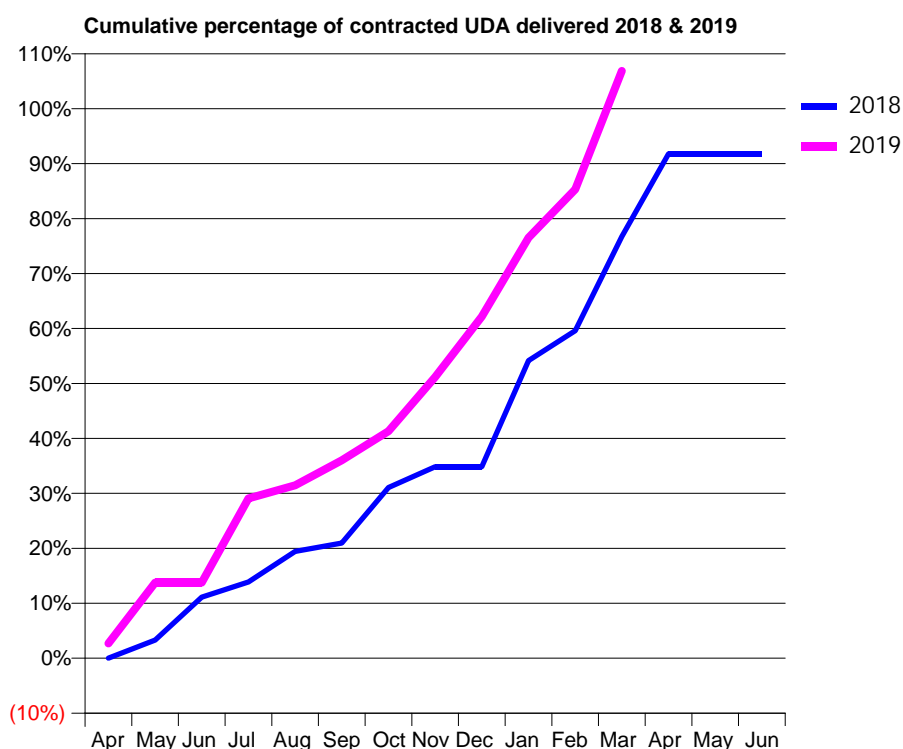
18/19 Contracted general activity (UDA)	731
Carry forward general activity (UDA)	0
18/19 Contracted orthodontic activity (UOA)	0
Carry forward orthodontic activity (UOA)	0
Baseline contract value	£16,508.38

ACCESS*

Patients seen in 24 months	Total	Change since previous quarter
Quarter ending March 2018	369	
Quarter ending June 2018	378	↑
Quarter ending September 2018	369	↓
Quarter ending December 2018	367	→
Quarter ending March 2019	385	↑
Variance since March 2018	4.3%	↑



ACTIVITY



Adjusted Scheduled Activity (UDA)		
Month	2018	2019
April	0	20
May	24	101
June	81	101
July	101	213
August	142	230
September	153	263
October	227	302
November	255	374
December	255	454
January	396	559
February	436	624
March	561	781
April	671	
May	671	
June	671	

QUALITY

	Quantity	Base Number	Contract	AT	Region	England
% of FP17s for the same patient ID Re-attending within 3 months - Children	13	272	4.8%	10.3%	11.9%	11.8%
% of FP17s for the same patient ID Re-attending within 3 months - Adults	6	101	5.9%	15.6%	16.9%	15.7%
% of FP17s for the same patient ID Re-attending between 3 & 9 months - Children	61	272	22.4%	49.3%	48.9%	58.9%
% of FP17s for the same patient ID Re-attending between 3 & 9 months - Adults	23	101	22.8%	38.6%	38.9%	50.8%
% of FP17s for Band 1 Urgent Courses	26	332	7.8%	10.3%	10.7%	9.1%
% of FP17s Relating to Free Repair or Replacements	0	332	0.0%	0.6%	0.5%	0.8%
% of FP17s Relating to Continuations	3	332	0.9%	0.9%	0.7%	0.9%
% of Patients satisfied with the dentistry they have received	0	0	N/A	90.5%	89.1%	92.5%
% of Patients satisfied with the time they had to wait for an appointment	0	0	N/A	86.3%	83.1%	87.0%

* This is based on patients treated on this contract for their most recent course of treatment.

Figures in italics indicate the base number of FP17s or Patient Questionnaire responses are less than 100. N/A is shown where the base number of responses is less than 10 during the period. % is calculated as Quantity/Base number*100

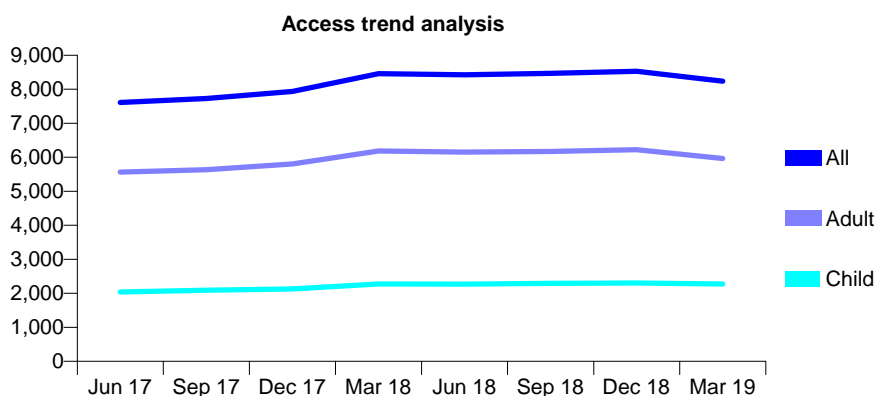
Q63 - Vital Signs At a Glance Contract Report for 119644/0001 - March 2019

Name or company name	Perfect Smile Associates Limited
Contract type name	GDS Contract
Purpose of contract	General and Orthodontic
Contract start date	17/05/2011
Contract end date	

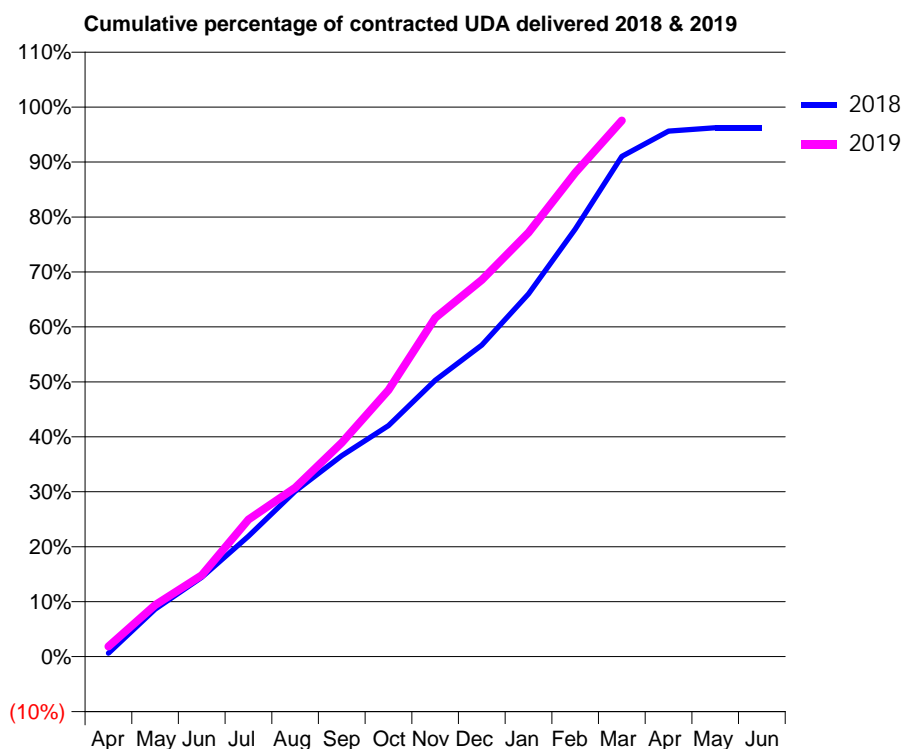
18/19 Contracted general activity (UDA)	15,740
Carry forward general activity (UDA)	362
18/19 Contracted orthodontic activity (UOA)	4,000
Carry forward orthodontic activity (UOA)	105
Baseline contract value	£749,789.28

ACCESS*

Patients seen in 24 months	Total	Change since previous quarter
Quarter ending March 2018	8,461	
Quarter ending June 2018	8,425	→
Quarter ending September 2018	8,469	→
Quarter ending December 2018	8,528	→
Quarter ending March 2019	8,237	↓
Variance since March 2018	(2.6%)	↓



ACTIVITY



Month	Adjusted Scheduled Activity (UDA)	
	2018	2019
April	100	294
May	1,361	1,480
June	2,269	2,332
July	3,453	3,929
August	4,737	4,836
September	5,756	6,128
October	6,619	7,633
November	7,916	9,702
December	8,920	10,790
January	10,386	12,143
February	12,245	13,861
March	14,324	15,355
April	15,050	
May	15,148	
June	15,148	

QUALITY

	Quantity	Base Number	Contract	AT	Region	England
% of FP17s for the same patient ID Re-attending within 3 months - Children	291	2,637	11.0%	10.3%	11.9%	11.8%
% of FP17s for the same patient ID Re-attending within 3 months - Adults	614	5,241	11.7%	15.6%	16.9%	15.7%
% of FP17s for the same patient ID Re-attending between 3 & 9 months - Children	1,005	2,637	38.1%	49.3%	48.9%	58.9%
% of FP17s for the same patient ID Re-attending between 3 & 9 months - Adults	1,523	5,241	29.1%	38.6%	38.9%	50.8%
% of FP17s for Band 1 Urgent Courses	790	7,128	11.1%	10.3%	10.7%	9.1%
% of FP17s Relating to Free Repair or Replacements	21	7,128	0.3%	0.6%	0.5%	0.8%
% of FP17s Relating to Continuations	84	7,128	1.2%	0.9%	0.7%	0.9%
% of Patients satisfied with the dentistry they have received	1	1	N/A	90.5%	89.1%	92.5%
% of Patients satisfied with the time they had to wait for an appointment	1	1	N/A	86.3%	83.1%	87.0%

* This is based on patients treated on this contract for their most recent course of treatment. Figures in italics indicate the base number of FP17s or Patient Questionnaire responses are less than 100. N/A is shown where the base number of responses is less than 10 during the period. % is calculated as Quantity/Base number*100

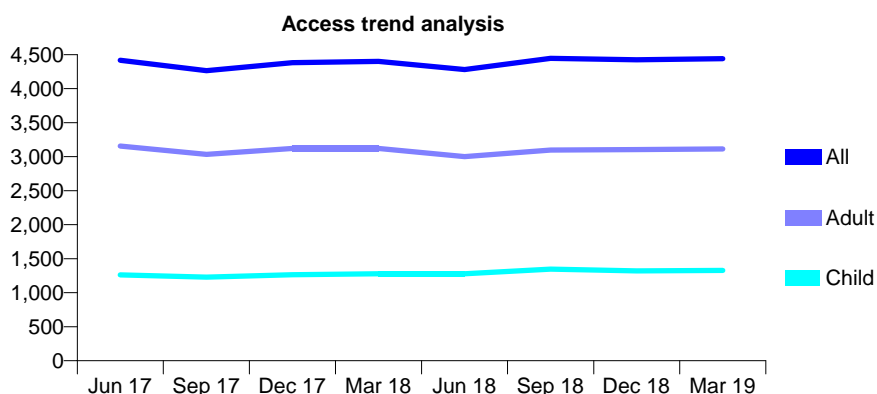
Q63 - Vital Signs At a Glance Contract Report for 119644/0002 - March 2019

Name or company name	Perfect Smile Associates Limited
Contract type name	GDS Contract
Purpose of contract	General
Contract start date	17/05/2011
Contract end date	

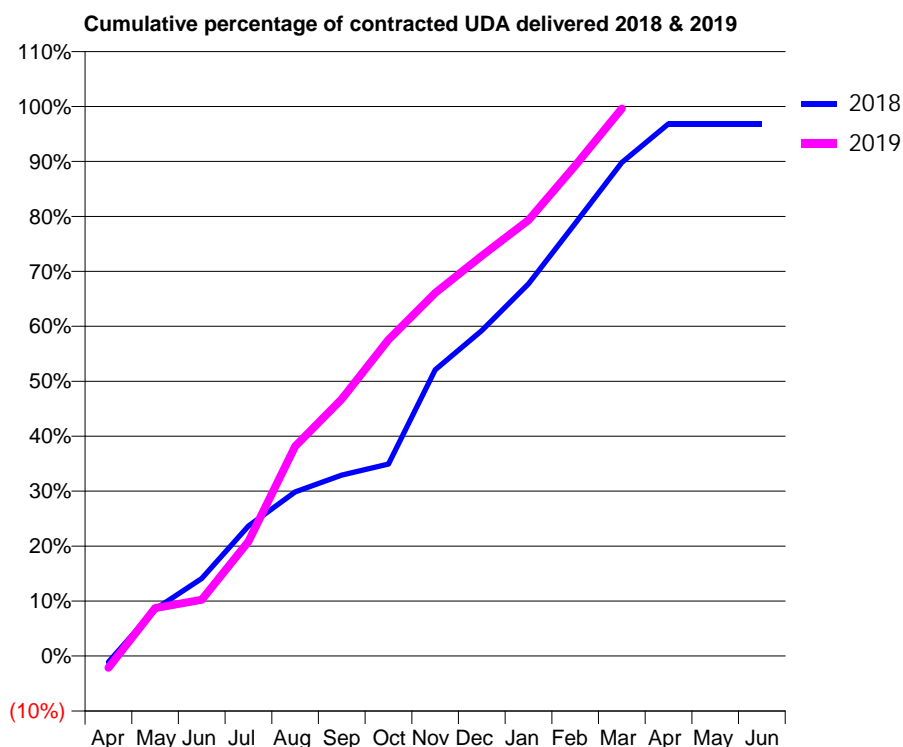
18/19 Contracted general activity (UDA)	9,100
Carry forward general activity (UDA)	289
18/19 Contracted orthodontic activity (UOA)	0
Carry forward orthodontic activity (UOA)	0
Baseline contract value	£247,496.38

ACCESS*

Patients seen in 24 months	Total	Change since previous quarter
Quarter ending March 2018	4,400	
Quarter ending June 2018	4,281	↓
Quarter ending September 2018	4,446	↑
Quarter ending December 2018	4,425	→
Quarter ending March 2019	4,442	→
Variance since March 2018	1.0%	→



ACTIVITY



Month	Adjusted Scheduled Activity (UDA)	
	2018	2019
April	-101	-197
May	776	793
June	1,284	931
July	2,154	1,895
August	2,718	3,472
September	2,996	4,255
October	3,179	5,236
November	4,741	6,012
December	5,388	6,625
January	6,163	7,218
February	7,164	8,122
March	8,171	9,064
April	8,811	
May	8,811	
June	8,811	

QUALITY

	Quantity	Base Number	Contract	AT	Region	England
% of FP17s for the same patient ID Re-attending within 3 months - Children	111	1,665	6.7%	10.3%	11.9%	11.8%
% of FP17s for the same patient ID Re-attending within 3 months - Adults	358	3,142	11.4%	15.6%	16.9%	15.7%
% of FP17s for the same patient ID Re-attending between 3 & 9 months - Children	762	1,665	45.8%	49.3%	48.9%	58.9%
% of FP17s for the same patient ID Re-attending between 3 & 9 months - Adults	947	3,142	30.1%	38.6%	38.9%	50.8%
% of FP17s for Band 1 Urgent Courses	310	4,594	6.7%	10.3%	10.7%	9.1%
% of FP17s Relating to Free Repair or Replacements	21	4,594	0.5%	0.6%	0.5%	0.8%
% of FP17s Relating to Continuations	87	4,594	1.9%	0.9%	0.7%	0.9%
% of Patients satisfied with the dentistry they have received	2	3	N/A	90.5%	89.1%	92.5%
% of Patients satisfied with the time they had to wait for an appointment	2	3	N/A	86.3%	83.1%	87.0%

* This is based on patients treated on this contract for their most recent course of treatment. Figures in italics indicate the base number of FP17s or Patient Questionnaire responses are less than 100. N/A is shown where the base number of responses is less than 10 during the period. % is calculated as Quantity/Base number*100

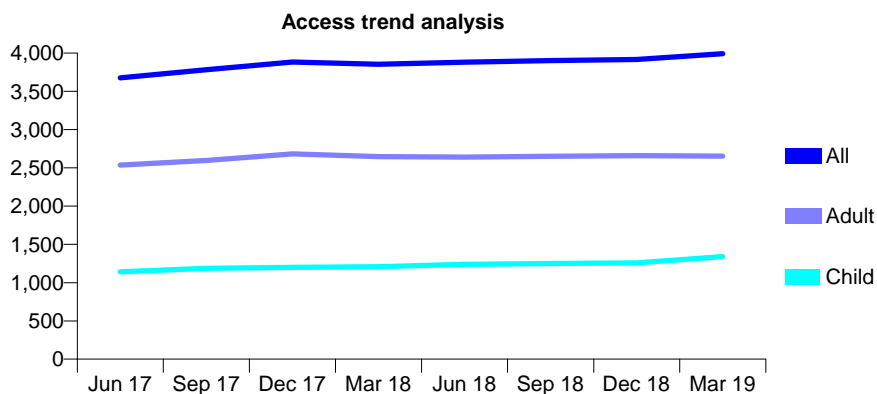
Q63 - Vital Signs At a Glance Contract Report for 119954/0001 - March 2019

Name or company name	Smile Impressions Ltd
Contract type name	GDS Contract
Purpose of contract	General
Contract start date	01/06/2008
Contract end date	

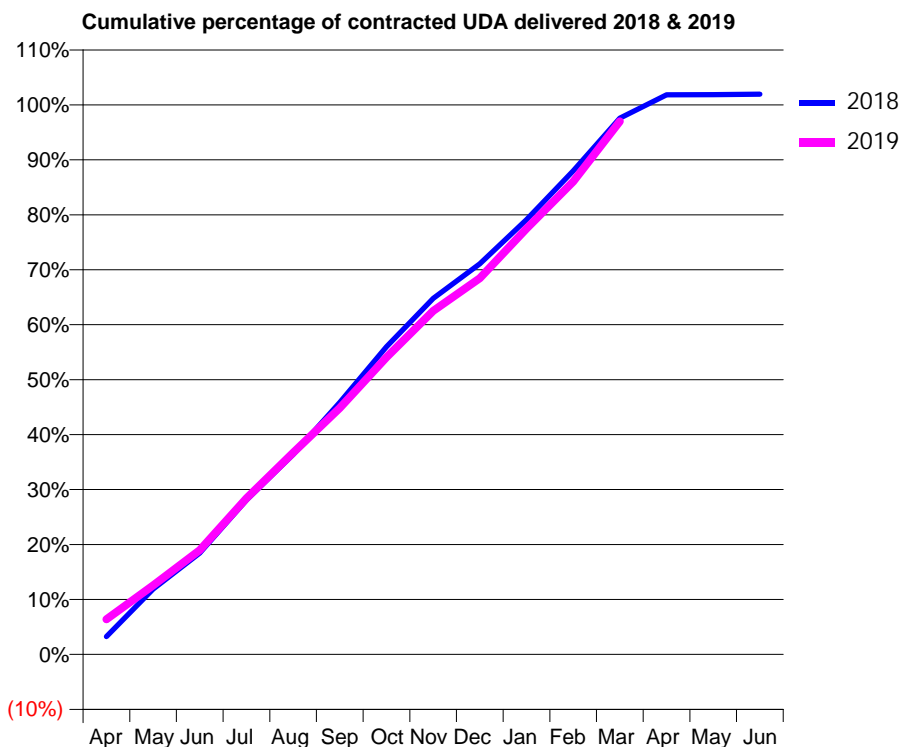
18/19 Contracted general activity (UDA)	8,579
Carry forward general activity (UDA)	-166
18/19 Contracted orthodontic activity (UOA)	0
Carry forward orthodontic activity (UOA)	0
Baseline contract value	£231,419.55

ACCESS*

Patients seen in 24 months	Total	Change since previous quarter
Quarter ending March 2018	3,854	
Quarter ending June 2018	3,880	→
Quarter ending September 2018	3,901	→
Quarter ending December 2018	3,916	→
Quarter ending March 2019	3,993	→
Variance since March 2018	3.6%	↑



ACTIVITY



Month	Adjusted Scheduled Activity (UDA)	
	2018	2019
April	280	548
May	1,022	1,080
June	1,583	1,628
July	2,409	2,437
August	3,121	3,149
September	3,934	3,847
October	4,804	4,637
November	5,557	5,363
December	6,097	5,872
January	6,788	6,647
February	7,548	7,381
March	8,370	8,321
April	8,737	
May	8,739	
June	8,745	

QUALITY

	Quantity	Base Number	Contract	AT	Region	England
% of FP17s for the same patient ID Re-attending within 3 months - Children	144	2,066	7.0%	10.3%	11.9%	11.8%
% of FP17s for the same patient ID Re-attending within 3 months - Adults	331	3,094	10.7%	15.6%	16.9%	15.7%
% of FP17s for the same patient ID Re-attending between 3 & 9 months - Children	1,268	2,066	61.4%	49.3%	48.9%	58.9%
% of FP17s for the same patient ID Re-attending between 3 & 9 months - Adults	1,581	3,094	51.1%	38.6%	38.9%	50.8%
% of FP17s for Band 1 Urgent Courses	401	4,932	8.1%	10.3%	10.7%	9.1%
% of FP17s Relating to Free Repair or Replacements	34	4,932	0.7%	0.6%	0.5%	0.8%
% of FP17s Relating to Continuations	6	4,932	0.1%	0.9%	0.7%	0.9%
% of Patients satisfied with the dentistry they have received	0	0	N/A	90.5%	89.1%	92.5%
% of Patients satisfied with the time they had to wait for an appointment	0	0	N/A	86.3%	83.1%	87.0%

* This is based on patients treated on this contract for their most recent course of treatment. Figures in italics indicate the base number of FP17s or Patient Questionnaire responses are less than 100. N/A is shown where the base number of responses is less than 10 during the period. % is calculated as Quantity/Base number*100

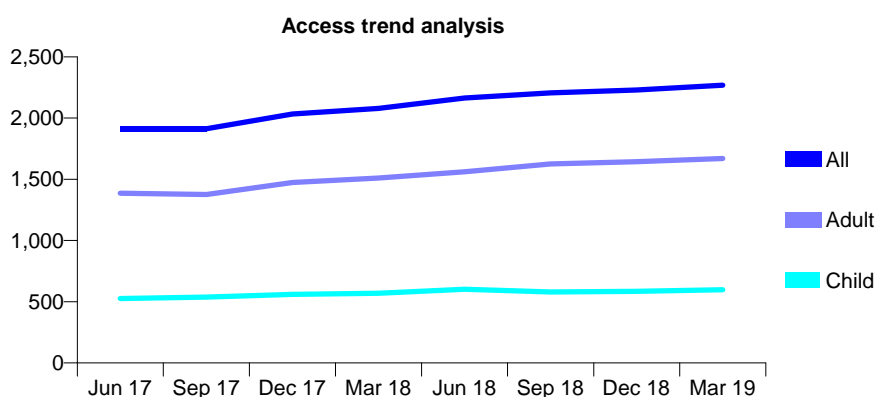
Q63 - Vital Signs At a Glance Contract Report for 120251/0001 - March 2019

Name or company name	W. M. Rosten Ltd
Contract type name	GDS Contract
Purpose of contract	General
Contract start date	01/04/2008
Contract end date	

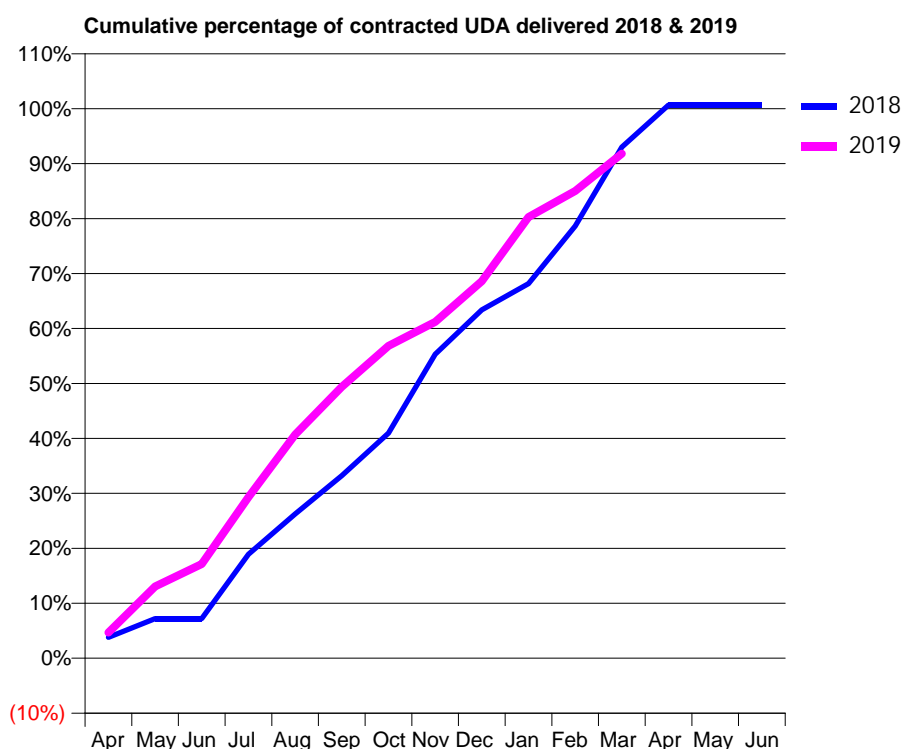
18/19 Contracted general activity (UDA)	5,000
Carry forward general activity (UDA)	-32
18/19 Contracted orthodontic activity (UOA)	0
Carry forward orthodontic activity (UOA)	0
Baseline contract value	£130,464.95

ACCESS*

Patients seen in 24 months	Total	Change since previous quarter
Quarter ending March 2018	2,079	
Quarter ending June 2018	2,164	↑
Quarter ending September 2018	2,206	→
Quarter ending December 2018	2,229	→
Quarter ending March 2019	2,268	→
Variance since March 2018	9.1%	↑



ACTIVITY



Month	2018	2019
April	190	234
May	360	654
June	360	857
July	946	1,466
August	1,312	2,036
September	1,661	2,468
October	2,048	2,841
November	2,766	3,059
December	3,168	3,429
January	3,408	4,013
February	3,932	4,250
March	4,650	4,591
April	5,033	
May	5,032	
June	5,032	

QUALITY

	Quantity	Base Number	Contract	AT	Region	England
% of FP17s for the same patient ID Re-attending within 3 months - Children	63	780	8.1%	10.3%	11.9%	11.8%
% of FP17s for the same patient ID Re-attending within 3 months - Adults	346	1,996	17.3%	15.6%	16.9%	15.7%
% of FP17s for the same patient ID Re-attending between 3 & 9 months - Children	358	780	45.9%	49.3%	48.9%	58.9%
% of FP17s for the same patient ID Re-attending between 3 & 9 months - Adults	737	1,996	36.9%	38.6%	38.9%	50.8%
% of FP17s for Band 1 Urgent Courses	226	1,779	12.7%	10.3%	10.7%	9.1%
% of FP17s Relating to Free Repair or Replacements	0	1,779	0.0%	0.6%	0.5%	0.8%
% of FP17s Relating to Continuations	22	1,779	1.2%	0.9%	0.7%	0.9%
% of Patients satisfied with the dentistry they have received	0	0	N/A	90.5%	89.1%	92.5%
% of Patients satisfied with the time they had to wait for an appointment	0	0	N/A	86.3%	83.1%	87.0%

* This is based on patients treated on this contract for their most recent course of treatment.

Figures in italics indicate the base number of FP17s or Patient Questionnaire responses are less than 100. N/A is shown where the base number of responses is less than 10 during the period. % is calculated as Quantity/Base number*100

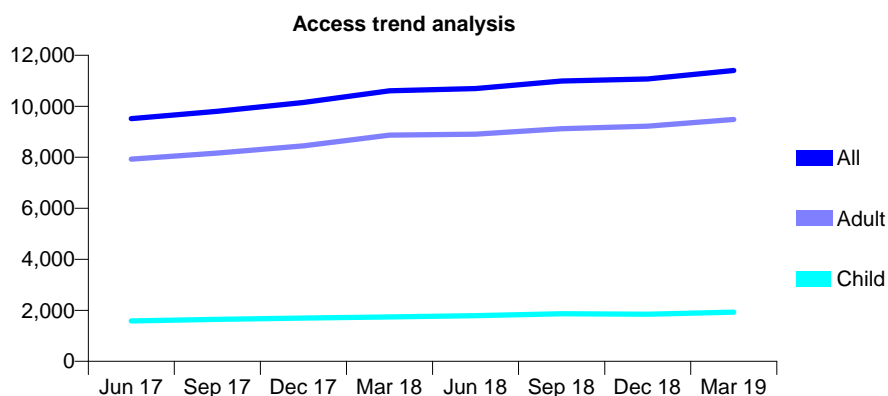
Q63 - Vital Signs At a Glance Contract Report for 120375/0001 - March 2019

Name or company name	New Cross Dental Practice
Contract type name	GDS Contract
Purpose of contract	General
Contract start date	01/09/2014
Contract end date	

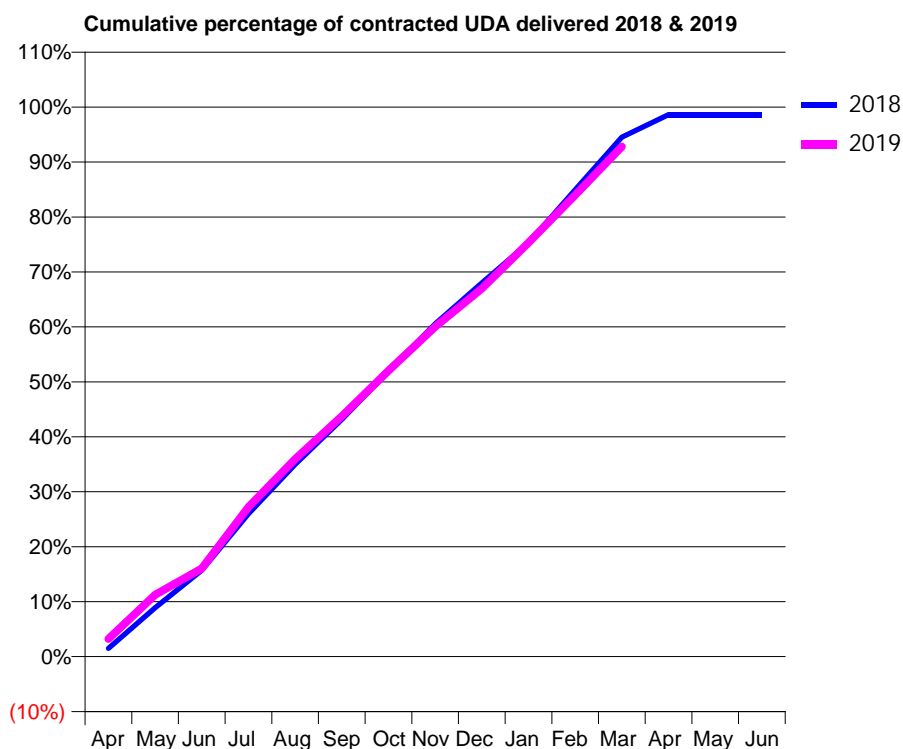
18/19 Contracted general activity (UDA)	35,350
Carry forward general activity (UDA)	490
18/19 Contracted orthodontic activity (UOA)	0
Carry forward orthodontic activity (UOA)	0
Baseline contract value	£1,040,990.03

ACCESS*

Patients seen in 24 months	Total	Change since previous quarter
Quarter ending March 2018	10,608	
Quarter ending June 2018	10,696	→
Quarter ending September 2018	10,990	↑
Quarter ending December 2018	11,070	→
Quarter ending March 2019	11,405	↑
Variance since March 2018	7.5%	↑



ACTIVITY



Month	Adjusted Scheduled Activity (UDA)	
	2018	2019
April	530	1,136
May	3,141	3,983
June	5,558	5,667
July	9,191	9,624
August	12,367	12,708
September	15,253	15,461
October	18,351	18,384
November	21,407	21,225
December	24,032	23,670
January	26,612	26,626
February	30,041	29,694
March	33,412	32,804
April	34,859	
May	34,855	
June	34,860	

QUALITY

	Quantity	Base Number	Contract	AT	Region	England
% of FP17s for the same patient ID Re-attending within 3 months - Children	166	2,475	6.7%	10.3%	11.9%	11.8%
% of FP17s for the same patient ID Re-attending within 3 months - Adults	1,211	10,224	11.8%	15.6%	16.9%	15.7%
% of FP17s for the same patient ID Re-attending between 3 & 9 months - Children	1,205	2,475	48.7%	49.3%	48.9%	58.9%
% of FP17s for the same patient ID Re-attending between 3 & 9 months - Adults	3,788	10,224	37.1%	38.6%	38.9%	50.8%
% of FP17s for Band 1 Urgent Courses	1,093	12,245	8.9%	10.3%	10.7%	9.1%
% of FP17s Relating to Free Repair or Replacements	108	12,245	0.9%	0.6%	0.5%	0.8%
% of FP17s Relating to Continuations	65	12,245	0.5%	0.9%	0.7%	0.9%
% of Patients satisfied with the dentistry they have received	0	0	N/A	90.5%	89.1%	92.5%
% of Patients satisfied with the time they had to wait for an appointment	0	0	N/A	86.3%	83.1%	87.0%

* This is based on patients treated on this contract for their most recent course of treatment. Figures in italics indicate the base number of FP17s or Patient Questionnaire responses are less than 100. N/A is shown where the base number of responses is less than 10 during the period. % is calculated as Quantity/Base number*100

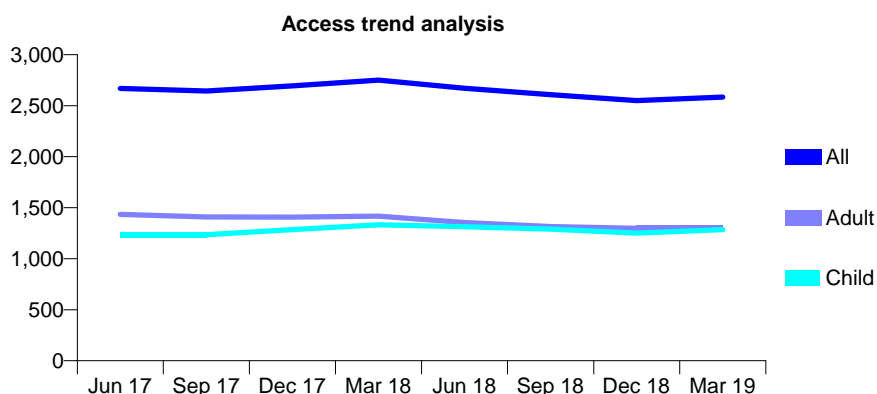
Q63 - Vital Signs At a Glance Contract Report for 121134/0001 - March 2019

Name or company name	Mottingham Dental Practice Limited
Contract type name	GDS Contract
Purpose of contract	General
Contract start date	01/04/2010
Contract end date	

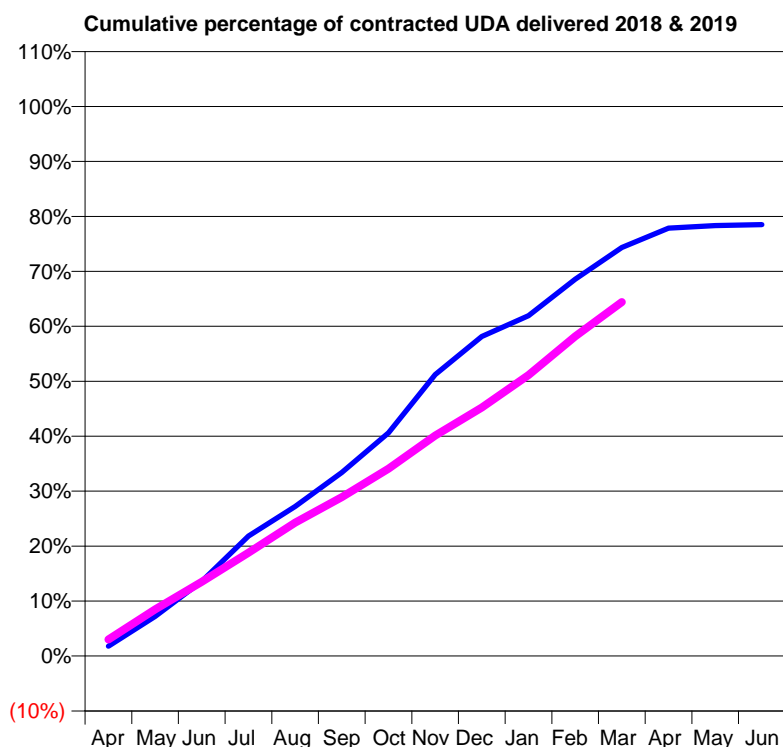
18/19 Contracted general activity (UDA)	10,750
Carry forward general activity (UDA)	0
18/19 Contracted orthodontic activity (UOA)	0
Carry forward orthodontic activity (UOA)	0
Baseline contract value	£321,970.26

ACCESS*

Patients seen in 24 months	Total	Change since previous quarter
Quarter ending March 2018	2,751	
Quarter ending June 2018	2,670	↓
Quarter ending September 2018	2,607	↓
Quarter ending December 2018	2,550	↓
Quarter ending March 2019	2,584	→
Variance since March 2018	(6.1%)	↓



ACTIVITY



Month	Adjusted Scheduled Activity (UDA)	
	2018	2019
April	191	326
May	775	916
June	1,462	1,451
July	2,346	2,020
August	2,925	2,611
September	3,588	3,109
October	4,366	3,664
November	5,507	4,314
December	6,250	4,862
January	6,657	5,495
February	7,371	6,255
March	7,991	6,922
April	8,371	
May	8,419	
June	8,437	

QUALITY

	Quantity	Base Number	Contract	AT	Region	England
% of FP17s for the same patient ID Re-attending within 3 months - Children	80	1,429	5.6%	10.3%	11.9%	11.8%
% of FP17s for the same patient ID Re-attending within 3 months - Adults	350	1,449	24.2%	15.6%	16.9%	15.7%
% of FP17s for the same patient ID Re-attending between 3 & 9 months - Children	625	1,429	43.7%	49.3%	48.9%	58.9%
% of FP17s for the same patient ID Re-attending between 3 & 9 months - Adults	446	1,449	30.8%	38.6%	38.9%	50.8%
% of FP17s for Band 1 Urgent Courses	457	2,715	16.8%	10.3%	10.7%	9.1%
% of FP17s Relating to Free Repair or Replacements	0	2,715	0.0%	0.6%	0.5%	0.8%
% of FP17s Relating to Continuations	21	2,715	0.8%	0.9%	0.7%	0.9%
% of Patients satisfied with the dentistry they have received	0	0	N/A	90.5%	89.1%	92.5%
% of Patients satisfied with the time they had to wait for an appointment	0	0	N/A	86.3%	83.1%	87.0%

* This is based on patients treated on this contract for their most recent course of treatment.

Figures in italics indicate the base number of FP17s or Patient Questionnaire responses are less than 100. N/A is shown where the base number of responses is less than 10 during the period. % is calculated as Quantity/Base number*100

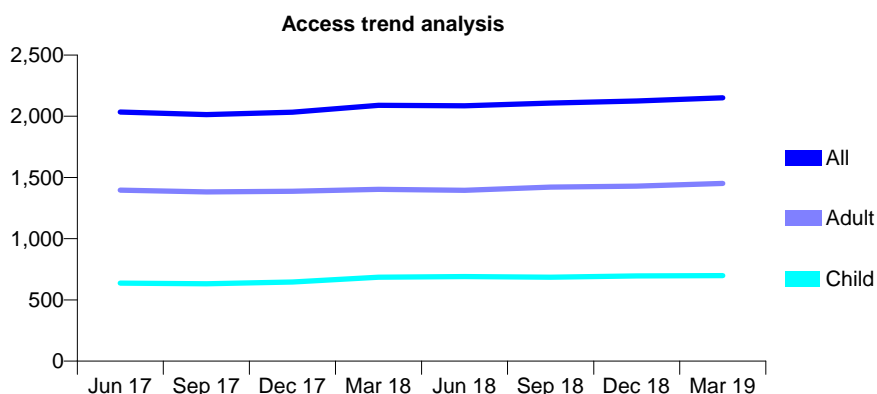
Q63 - Vital Signs At a Glance Contract Report for 121290/0001 - March 2019

Name or company name	Mount Road Dental Surgery
Contract type name	GDS Contract
Purpose of contract	General
Contract start date	15/09/2008
Contract end date	

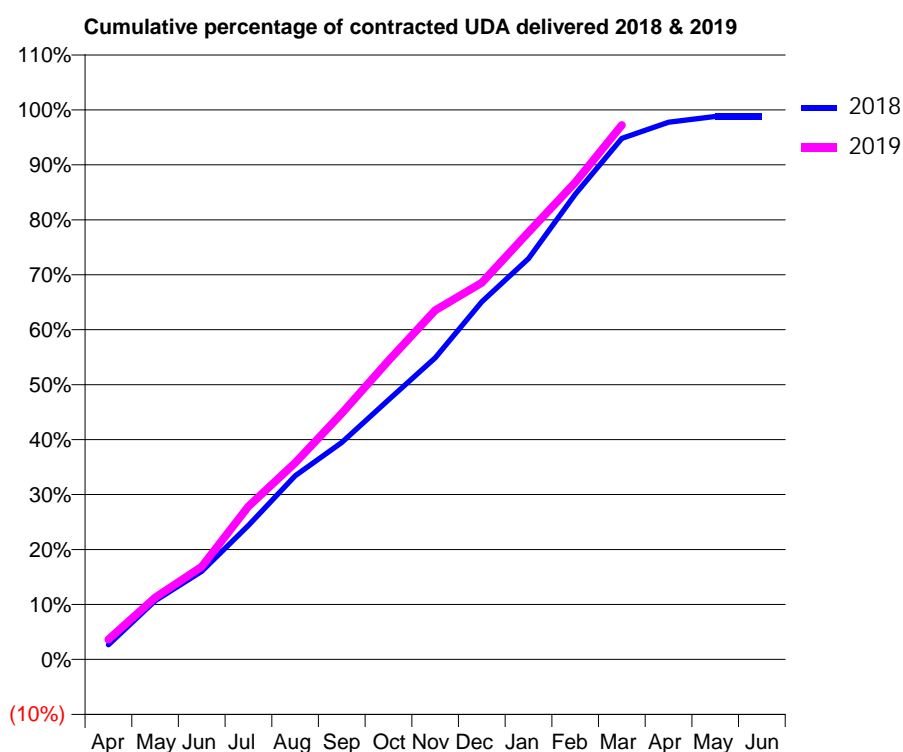
18/19 Contracted general activity (UDA)	5,000
Carry forward general activity (UDA)	59
18/19 Contracted orthodontic activity (UOA)	0
Carry forward orthodontic activity (UOA)	0
Baseline contract value	£128,452.51

ACCESS*

Patients seen in 24 months	Total	Change since previous quarter
Quarter ending March 2018	2,090	
Quarter ending June 2018	2,086	→
Quarter ending September 2018	2,107	→
Quarter ending December 2018	2,125	→
Quarter ending March 2019	2,151	→
Variance since March 2018	2.9%	↑



ACTIVITY



Month	Adjusted Scheduled Activity (UDA)	
	2018	2019
April	134	181
May	535	563
June	802	844
July	1,220	1,394
August	1,671	1,789
September	1,974	2,239
October	2,362	2,717
November	2,744	3,177
December	3,253	3,428
January	3,647	3,887
February	4,233	4,340
March	4,740	4,861
April	4,887	
May	4,941	
June	4,941	

QUALITY

	Quantity	Base Number	Contract	AT	Region	England
% of FP17s for the same patient ID Re-attending within 3 months - Children	59	924	6.4%	10.3%	11.9%	11.8%
% of FP17s for the same patient ID Re-attending within 3 months - Adults	226	1,690	13.4%	15.6%	16.9%	15.7%
% of FP17s for the same patient ID Re-attending between 3 & 9 months - Children	470	924	50.9%	49.3%	48.9%	58.9%
% of FP17s for the same patient ID Re-attending between 3 & 9 months - Adults	646	1,690	38.2%	38.6%	38.9%	50.8%
% of FP17s for Band 1 Urgent Courses	309	2,510	12.3%	10.3%	10.7%	9.1%
% of FP17s Relating to Free Repair or Replacements	16	2,510	0.6%	0.6%	0.5%	0.8%
% of FP17s Relating to Continuations	5	2,510	0.2%	0.9%	0.7%	0.9%
% of Patients satisfied with the dentistry they have received	4	5	N/A	90.5%	89.1%	92.5%
% of Patients satisfied with the time they had to wait for an appointment	5	5	N/A	86.3%	83.1%	87.0%

* This is based on patients treated on this contract for their most recent course of treatment. Figures in italics indicate the base number of FP17s or Patient Questionnaire responses are less than 100. N/A is shown where the base number of responses is less than 10 during the period. % is calculated as Quantity/Base number*100

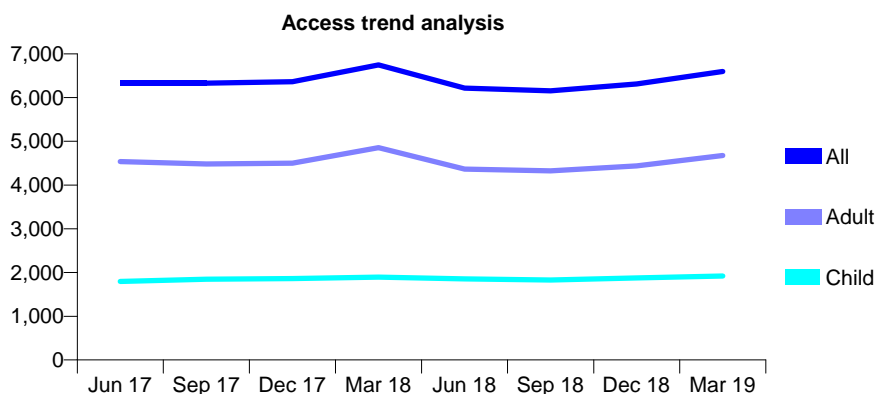
Q63 - Vital Signs At a Glance Contract Report for 122300/0001 - March 2019

Name or company name	Splendent Care Ltd
Contract type name	GDS Contract
Purpose of contract	General
Contract start date	01/04/2007
Contract end date	

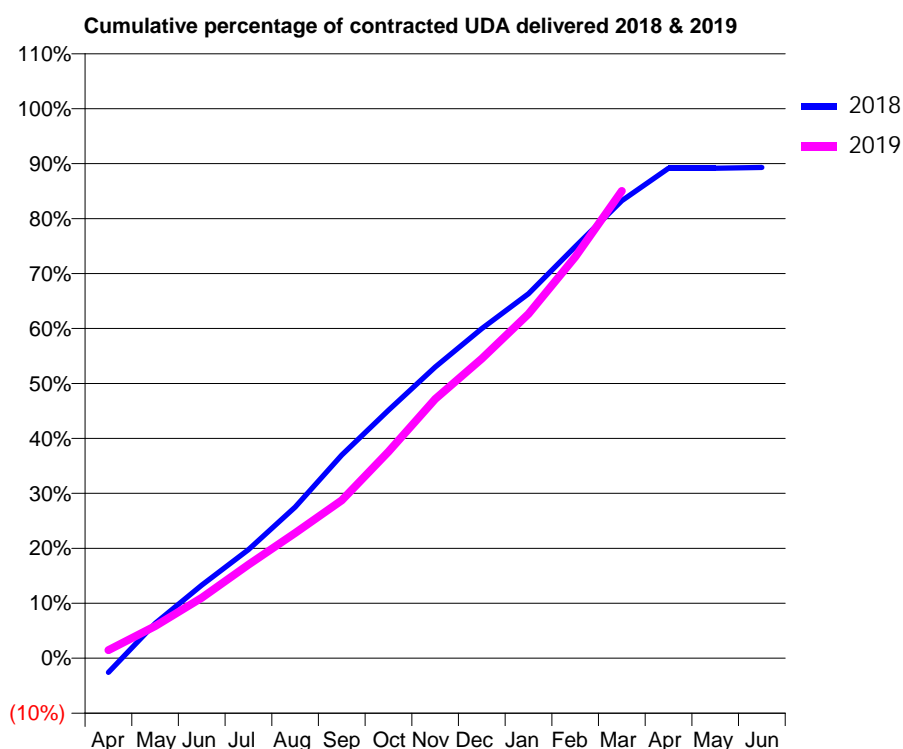
18/19 Contracted general activity (UDA)	22,149
Carry forward general activity (UDA)	0
18/19 Contracted orthodontic activity (UOA)	0
Carry forward orthodontic activity (UOA)	0
Baseline contract value	£667,694.02

ACCESS*

Patients seen in 24 months	Total	Change since previous quarter
Quarter ending March 2018	6,749	
Quarter ending June 2018	6,218	↓
Quarter ending September 2018	6,154	↓
Quarter ending December 2018	6,311	↑
Quarter ending March 2019	6,596	↑
Variance since March 2018	(2.3%)	↓



ACTIVITY



Month	2018	2019
April	-573	324
May	1,407	1,294
June	2,948	2,437
July	4,378	3,771
August	6,090	5,050
September	8,190	6,363
October	9,996	8,325
November	11,737	10,444
December	13,286	12,070
January	14,695	13,874
February	16,585	16,178
March	18,438	18,832
April	19,745	
May	19,743	
June	19,779	

QUALITY

	Quantity	Base Number	Contract	AT	Region	England
% of FP17s for the same patient ID Re-attending within 3 months - Children	203	2,476	8.2%	10.3%	11.9%	11.8%
% of FP17s for the same patient ID Re-attending within 3 months - Adults	862	5,297	16.3%	15.6%	16.9%	15.7%
% of FP17s for the same patient ID Re-attending between 3 & 9 months - Children	1,147	2,476	46.3%	49.3%	48.9%	58.9%
% of FP17s for the same patient ID Re-attending between 3 & 9 months - Adults	1,785	5,297	33.7%	38.6%	38.9%	50.8%
% of FP17s for Band 1 Urgent Courses	810	7,302	11.1%	10.3%	10.7%	9.1%
% of FP17s Relating to Free Repair or Replacements	39	7,302	0.5%	0.6%	0.5%	0.8%
% of FP17s Relating to Continuations	55	7,302	0.8%	0.9%	0.7%	0.9%
% of Patients satisfied with the dentistry they have received	0	0	N/A	90.5%	89.1%	92.5%
% of Patients satisfied with the time they had to wait for an appointment	0	0	N/A	86.3%	83.1%	87.0%

* This is based on patients treated on this contract for their most recent course of treatment.

Figures in italics indicate the base number of FP17s or Patient Questionnaire responses are less than 100. N/A is shown where the base number of responses is less than 10 during the period. % is calculated as Quantity/Base number*100

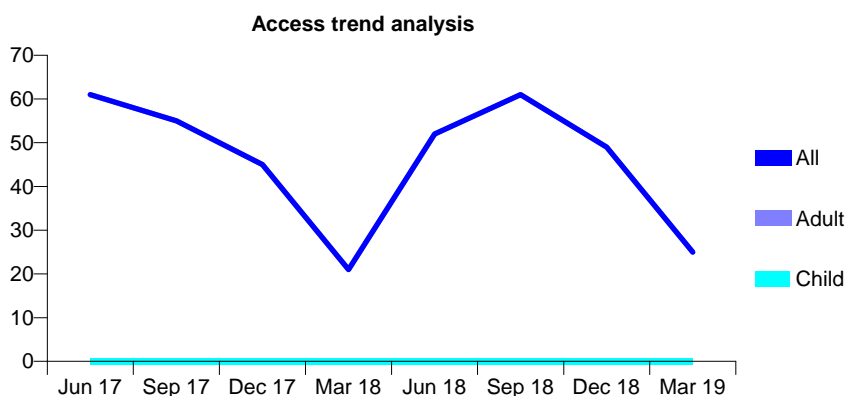
Q63 - Vital Signs At a Glance Contract Report for 122300/0003 - March 2019

Name or company name	Splendent Care Ltd
Contract type name	PDS Contract
Purpose of contract	General
Contract start date	01/10/2009
Contract end date	31/03/2019

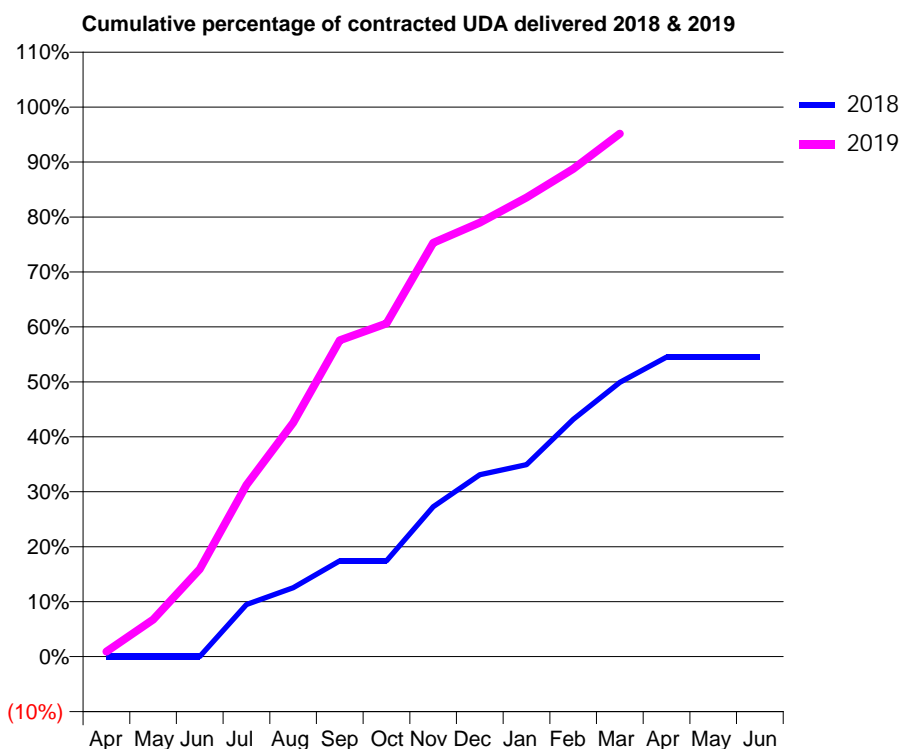
18/19 Contracted general activity (UDA)	327
Carry forward general activity (UDA)	0
18/19 Contracted orthodontic activity (UOA)	0
Carry forward orthodontic activity (UOA)	0
Baseline contract value	£64,918.98

ACCESS*

Patients seen in 24 months	Total	Change since previous quarter
Quarter ending March 2018	21	
Quarter ending June 2018	52	↑
Quarter ending September 2018	61	↑
Quarter ending December 2018	49	↓
Quarter ending March 2019	25	↓
Variance since March 2018	19.0%	↑



ACTIVITY



Month	Adjusted Scheduled Activity (UDA)	
	2018	2019
April	0	3
May	0	22
June	0	52
July	31	102
August	41	139
September	57	188
October	57	198
November	89	246
December	108	258
January	114	273
February	141	290
March	163	311
April	178	
May	178	
June	178	

QUALITY

	Quantity	Base Number	Contract	AT	Region	England
% of FP17s for the same patient ID Re-attending within 3 months - Children	0	0	N/A	10.3%	11.9%	11.8%
% of FP17s for the same patient ID Re-attending within 3 months - Adults	2	115	1.7%	15.6%	16.9%	15.7%
% of FP17s for the same patient ID Re-attending between 3 & 9 months - Children	0	0	N/A	49.3%	48.9%	58.9%
% of FP17s for the same patient ID Re-attending between 3 & 9 months - Adults	2	115	1.7%	38.6%	38.9%	50.8%
% of FP17s for Band 1 Urgent Courses	1	109	0.9%	10.3%	10.7%	9.1%
% of FP17s Relating to Free Repair or Replacements	0	109	0.0%	0.6%	0.5%	0.8%
% of FP17s Relating to Continuations	0	109	0.0%	0.9%	0.7%	0.9%
% of Patients satisfied with the dentistry they have received	0	0	N/A	90.5%	89.1%	92.5%
% of Patients satisfied with the time they had to wait for an appointment	0	0	N/A	86.3%	83.1%	87.0%

* This is based on patients treated on this contract for their most recent course of treatment. Figures in italics indicate the base number of FP17s or Patient Questionnaire responses are less than 100. N/A is shown where the base number of responses is less than 10 during the period. % is calculated as Quantity/Base number*100

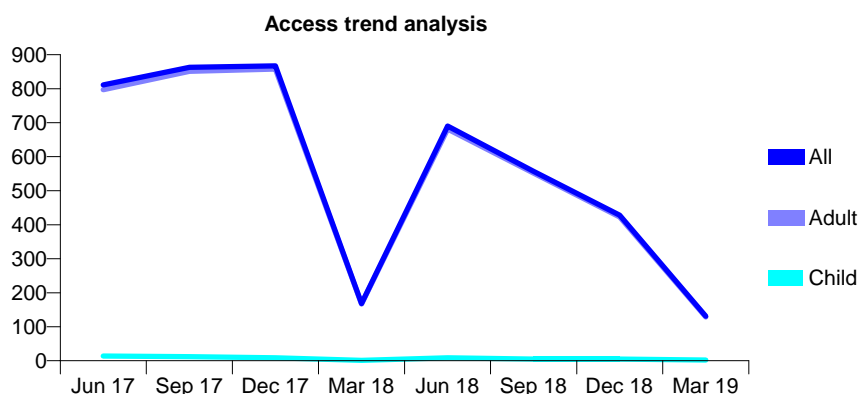
Q63 - Vital Signs At a Glance Contract Report for 122300/0005 - March 2019

Name or company name	Splendent Care Ltd
Contract type name	PDS Contract
Purpose of contract	General
Contract start date	01/09/2010
Contract end date	30/06/2018

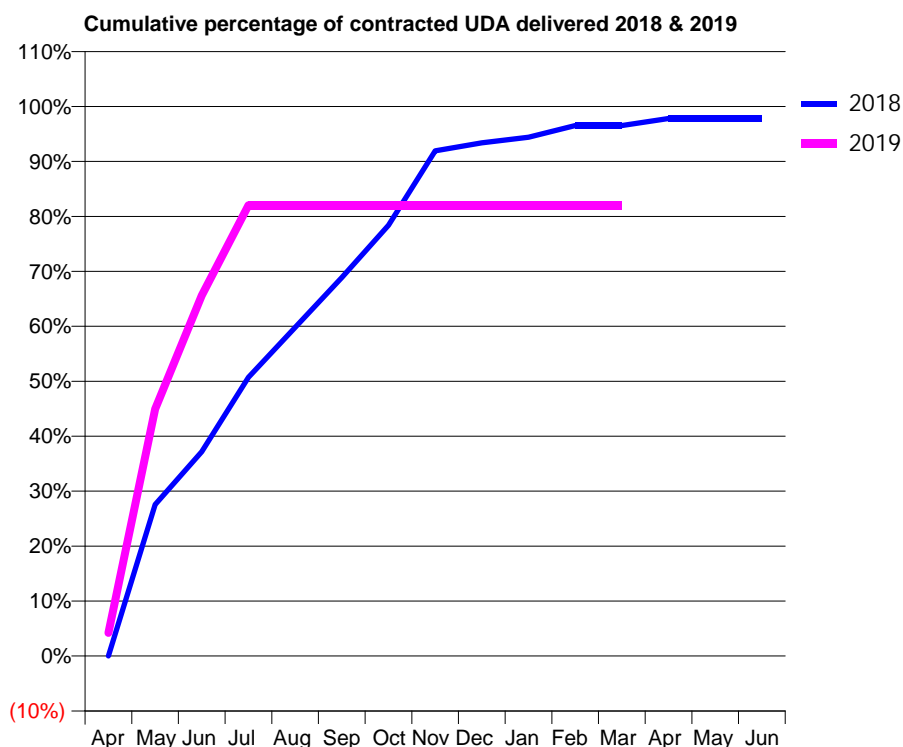
18/19 Contracted general activity (UDA)	500
Carry forward general activity (UDA)	0
18/19 Contracted orthodontic activity (UOA)	0
Carry forward orthodontic activity (UOA)	0
Baseline contract value	£24,750.56

ACCESS*

Patients seen in 24 months	Total	Change since previous quarter
Quarter ending March 2018	168	
Quarter ending June 2018	690	↑
Quarter ending September 2018	557	↓
Quarter ending December 2018	428	↓
Quarter ending March 2019	131	↓
Variance since March 2018	(22.0%)	↓



ACTIVITY



Month	Adjusted Scheduled Activity (UDA)	
	2018	2019
April	0	21
May	551	225
June	743	328
July	1,014	410
August	1,196	410
September	1,377	410
October	1,567	410
November	1,838	410
December	1,867	410
January	1,888	410
February	1,930	410
March	1,930	410
April	1,956	
May	1,956	
June	1,956	

QUALITY

	Quantity	Base Number	Contract	AT	Region	England
% of FP17s for the same patient ID Re-attending within 3 months - Children	0	4	0.0%	10.3%	11.9%	11.8%
% of FP17s for the same patient ID Re-attending within 3 months - Adults	2	148	1.4%	15.6%	16.9%	15.7%
% of FP17s for the same patient ID Re-attending between 3 & 9 months - Children	0	4	0.0%	49.3%	48.9%	58.9%
% of FP17s for the same patient ID Re-attending between 3 & 9 months - Adults	2	148	1.4%	38.6%	38.9%	50.8%
% of FP17s for Band 1 Urgent Courses	6	142	4.2%	10.3%	10.7%	9.1%
% of FP17s Relating to Free Repair or Replacements	0	142	0.0%	0.6%	0.5%	0.8%
% of FP17s Relating to Continuations	0	142	0.0%	0.9%	0.7%	0.9%
% of Patients satisfied with the dentistry they have received	0	0	N/A	90.5%	89.1%	92.5%
% of Patients satisfied with the time they had to wait for an appointment	0	0	N/A	86.3%	83.1%	87.0%

* This is based on patients treated on this contract for their most recent course of treatment. Figures in italics indicate the base number of FP17s or Patient Questionnaire responses are less than 100. N/A is shown where the base number of responses is less than 10 during the period. % is calculated as Quantity/Base number*100

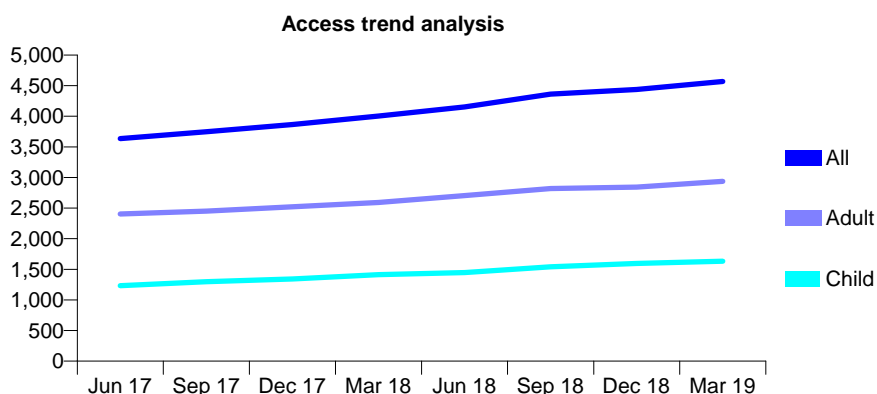
Q63 - Vital Signs At a Glance Contract Report for 122564/0001 - March 2019

Name or company name	Westbury Dental Care
Contract type name	GDS Contract
Purpose of contract	General
Contract start date	01/11/2013
Contract end date	

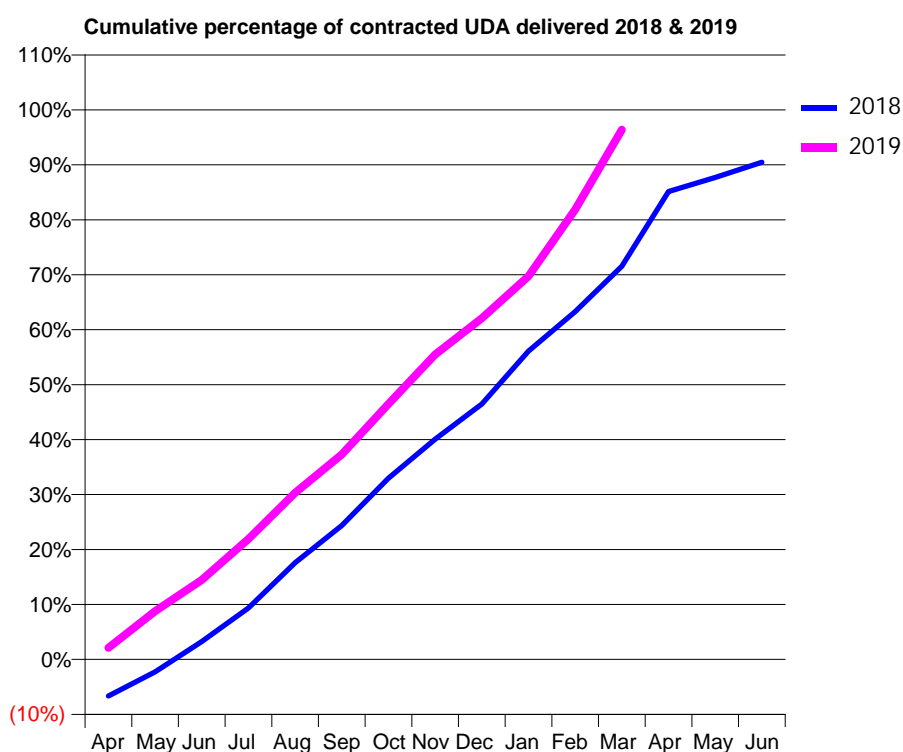
18/19 Contracted general activity (UDA)	10,000
Carry forward general activity (UDA)	0
18/19 Contracted orthodontic activity (UOA)	0
Carry forward orthodontic activity (UOA)	0
Baseline contract value	£297,126.83

ACCESS*

Patients seen in 24 months	Total	Change since previous quarter
Quarter ending March 2018	4,004	
Quarter ending June 2018	4,153	↑
Quarter ending September 2018	4,363	↑
Quarter ending December 2018	4,436	→
Quarter ending March 2019	4,570	↑
Variance since March 2018	14.1%	↑



ACTIVITY



Month	Adjusted Scheduled Activity (UDA)	
	2018	2019
April	-667	213
May	-226	878
June	327	1,445
July	938	2,192
August	1,761	3,032
September	2,437	3,728
October	3,300	4,648
November	4,010	5,550
December	4,645	6,208
January	5,611	6,972
February	6,331	8,186
March	7,154	9,637
April	8,514	
May	8,768	
June	9,045	

QUALITY

	Quantity	Base Number	Contract	AT	Region	England
% of FP17s for the same patient ID Re-attending within 3 months - Children	312	2,778	11.2%	10.3%	11.9%	11.8%
% of FP17s for the same patient ID Re-attending within 3 months - Adults	660	3,509	18.8%	15.6%	16.9%	15.7%
% of FP17s for the same patient ID Re-attending between 3 & 9 months - Children	1,537	2,778	55.3%	49.3%	48.9%	58.9%
% of FP17s for the same patient ID Re-attending between 3 & 9 months - Adults	1,017	3,509	29.0%	38.6%	38.9%	50.8%
% of FP17s for Band 1 Urgent Courses	664	4,967	13.4%	10.3%	10.7%	9.1%
% of FP17s Relating to Free Repair or Replacements	28	4,967	0.6%	0.6%	0.5%	0.8%
% of FP17s Relating to Continuations	12	4,967	0.2%	0.9%	0.7%	0.9%
% of Patients satisfied with the dentistry they have received	1	2	N/A	90.5%	89.1%	92.5%
% of Patients satisfied with the time they had to wait for an appointment	1	2	N/A	86.3%	83.1%	87.0%

* This is based on patients treated on this contract for their most recent course of treatment. Figures in italics indicate the base number of FP17s or Patient Questionnaire responses are less than 100. N/A is shown where the base number of responses is less than 10 during the period. % is calculated as Quantity/Base number*100

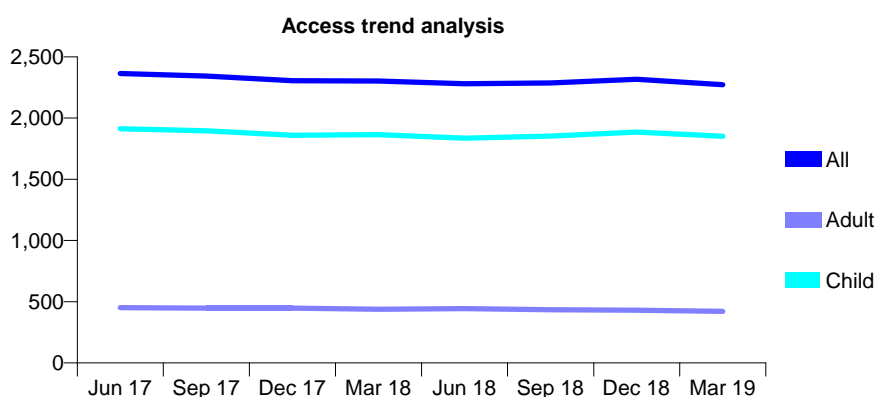
Q63 - Vital Signs At a Glance Contract Report for 123226/0001 - March 2019

Name or company name	Anand Dinker Patel
Contract type name	GDS Contract
Purpose of contract	General
Contract start date	01/09/2014
Contract end date	

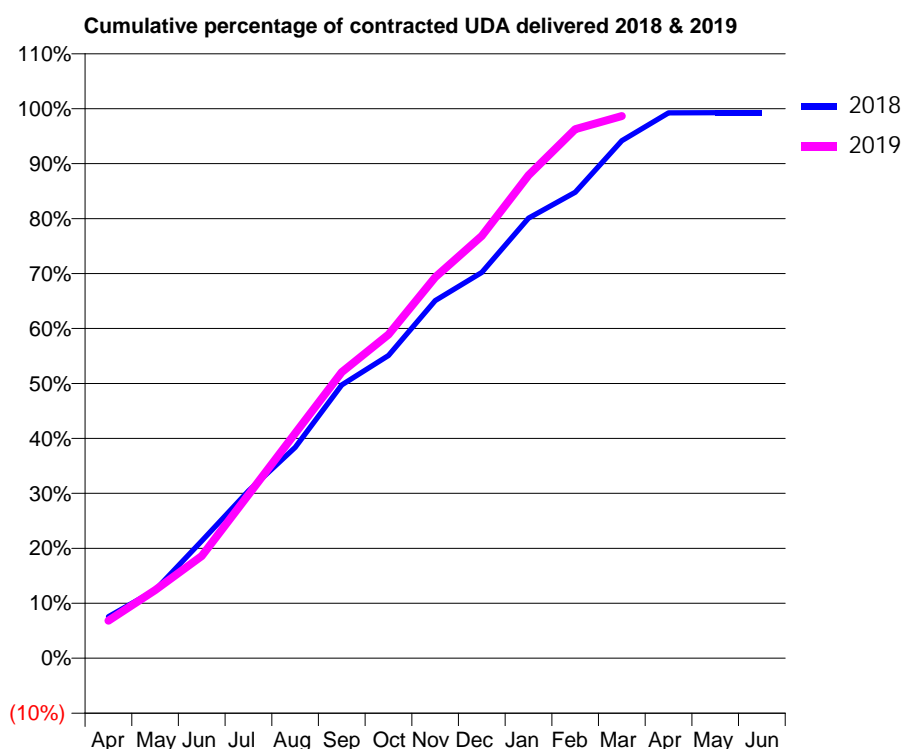
18/19 Contracted general activity (UDA)	4,200
Carry forward general activity (UDA)	31
18/19 Contracted orthodontic activity (UOA)	0
Carry forward orthodontic activity (UOA)	0
Baseline contract value	£94,791.19

ACCESS*

Patients seen in 24 months	Total	Change since previous quarter
Quarter ending March 2018	2,302	
Quarter ending June 2018	2,280	→
Quarter ending September 2018	2,287	→
Quarter ending December 2018	2,317	→
Quarter ending March 2019	2,273	↓
Variance since March 2018	(1.3%)	↓



ACTIVITY



Month	Adjusted Scheduled Activity (UDA)	
	2018	2019
April	317	287
May	520	520
June	896	781
July	1,279	1,250
August	1,612	1,719
September	2,089	2,187
October	2,313	2,474
November	2,733	2,912
December	2,948	3,227
January	3,363	3,691
February	3,561	4,043
March	3,955	4,144
April	4,168	
May	4,169	
June	4,169	

QUALITY

	Quantity	Base Number	Contract	AT	Region	England
% of FP17s for the same patient ID Re-attending within 3 months - Children	183	2,479	7.4%	10.3%	11.9%	11.8%
% of FP17s for the same patient ID Re-attending within 3 months - Adults	13	332	3.9%	15.6%	16.9%	15.7%
% of FP17s for the same patient ID Re-attending between 3 & 9 months - Children	1,352	2,479	54.5%	49.3%	48.9%	58.9%
% of FP17s for the same patient ID Re-attending between 3 & 9 months - Adults	148	332	44.6%	38.6%	38.9%	50.8%
% of FP17s for Band 1 Urgent Courses	115	2,692	4.3%	10.3%	10.7%	9.1%
% of FP17s Relating to Free Repair or Replacements	0	2,692	0.0%	0.6%	0.5%	0.8%
% of FP17s Relating to Continuations	0	2,692	0.0%	0.9%	0.7%	0.9%
% of Patients satisfied with the dentistry they have received	1	1	N/A	90.5%	89.1%	92.5%
% of Patients satisfied with the time they had to wait for an appointment	1	1	N/A	86.3%	83.1%	87.0%

* This is based on patients treated on this contract for their most recent course of treatment.

Figures in italics indicate the base number of FP17s or Patient Questionnaire responses are less than 100. N/A is shown where the base number of responses is less than 10 during the period. % is calculated as Quantity/Base number*100

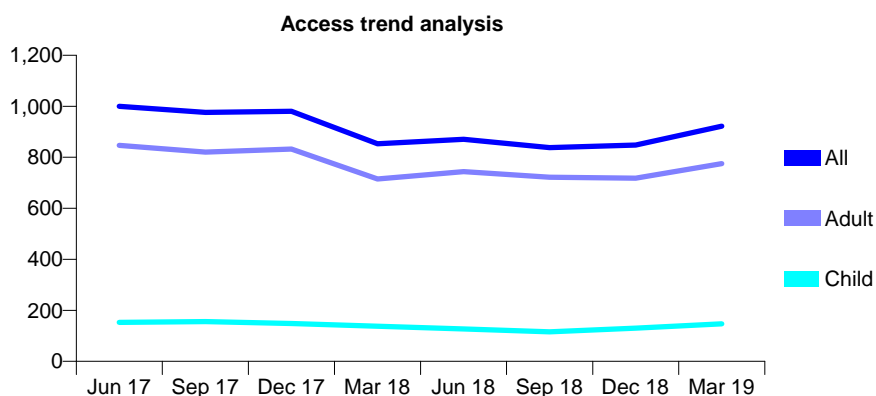
Q63 - Vital Signs At a Glance Contract Report for 124656/0001 - March 2019

Name or company name	Bhageerutty Smiles Ltd
Contract type name	GDS Contract
Purpose of contract	General
Contract start date	01/04/2009
Contract end date	

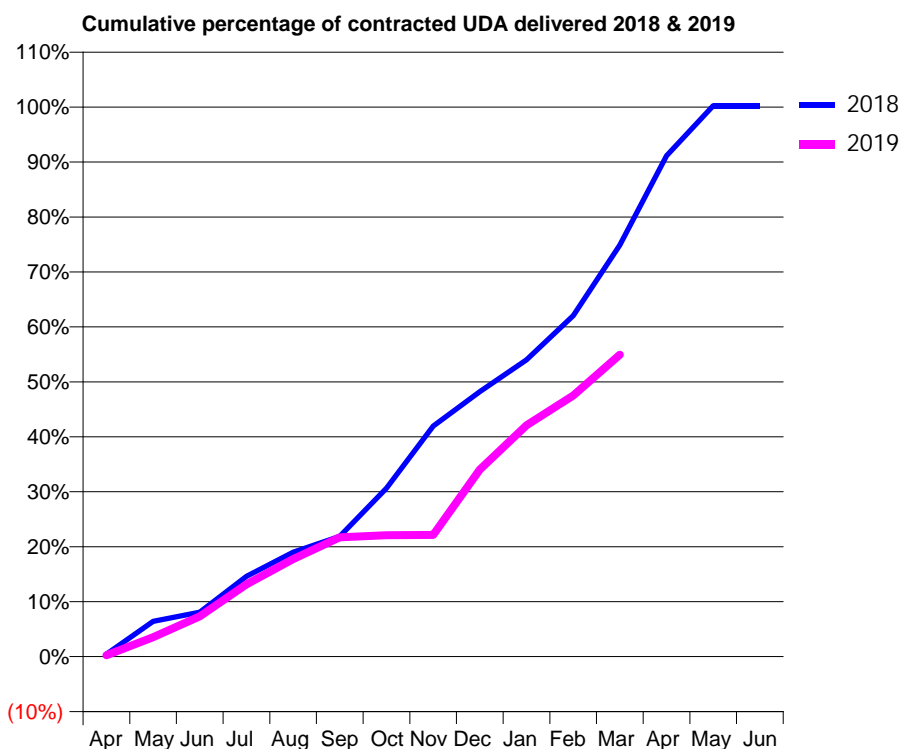
18/19 Contracted general activity (UDA)	7,265
Carry forward general activity (UDA)	-18
18/19 Contracted orthodontic activity (UOA)	0
Carry forward orthodontic activity (UOA)	0
Baseline contract value	£240,973.59

ACCESS*

Patients seen in 24 months	Total	Change since previous quarter
Quarter ending March 2018	853	
Quarter ending June 2018	871	↑
Quarter ending September 2018	838	↓
Quarter ending December 2018	848	→
Quarter ending March 2019	922	↑
Variance since March 2018	8.1%	↑



ACTIVITY



Month	Adjusted Scheduled Activity (UDA)	
	2018	2019
April	32	18
May	467	257
June	587	534
July	1,062	956
August	1,381	1,290
September	1,590	1,576
October	2,228	1,605
November	3,047	1,609
December	3,502	2,473
January	3,923	3,057
February	4,507	3,452
March	5,441	3,990
April	6,622	
May	7,283	
June	7,283	

QUALITY

	Quantity	Base Number	Contract	AT	Region	England
% of FP17s for the same patient ID Re-attending within 3 months - Children	13	115	11.3%	10.3%	11.9%	11.8%
% of FP17s for the same patient ID Re-attending within 3 months - Adults	263	808	32.5%	15.6%	16.9%	15.7%
% of FP17s for the same patient ID Re-attending between 3 & 9 months - Children	13	115	11.3%	49.3%	48.9%	58.9%
% of FP17s for the same patient ID Re-attending between 3 & 9 months - Adults	120	808	14.9%	38.6%	38.9%	50.8%
% of FP17s for Band 1 Urgent Courses	83	710	11.7%	10.3%	10.7%	9.1%
% of FP17s Relating to Free Repair or Replacements	4	710	0.6%	0.6%	0.5%	0.8%
% of FP17s Relating to Continuations	9	710	1.3%	0.9%	0.7%	0.9%
% of Patients satisfied with the dentistry they have received	0	0	N/A	90.5%	89.1%	92.5%
% of Patients satisfied with the time they had to wait for an appointment	0	0	N/A	86.3%	83.1%	87.0%

* This is based on patients treated on this contract for their most recent course of treatment. Figures in italics indicate the base number of FP17s or Patient Questionnaire responses are less than 100. N/A is shown where the base number of responses is less than 10 during the period. % is calculated as Quantity/Base number*100

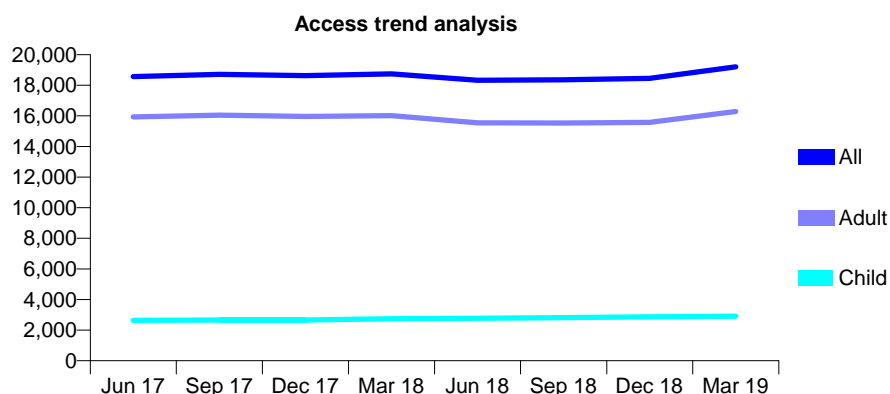
Q63 - Vital Signs At a Glance Contract Report for 124796/0001 - March 2019

Name or company name	Progenics Ltd
Contract type name	GDS Contract
Purpose of contract	General
Contract start date	01/11/2009
Contract end date	

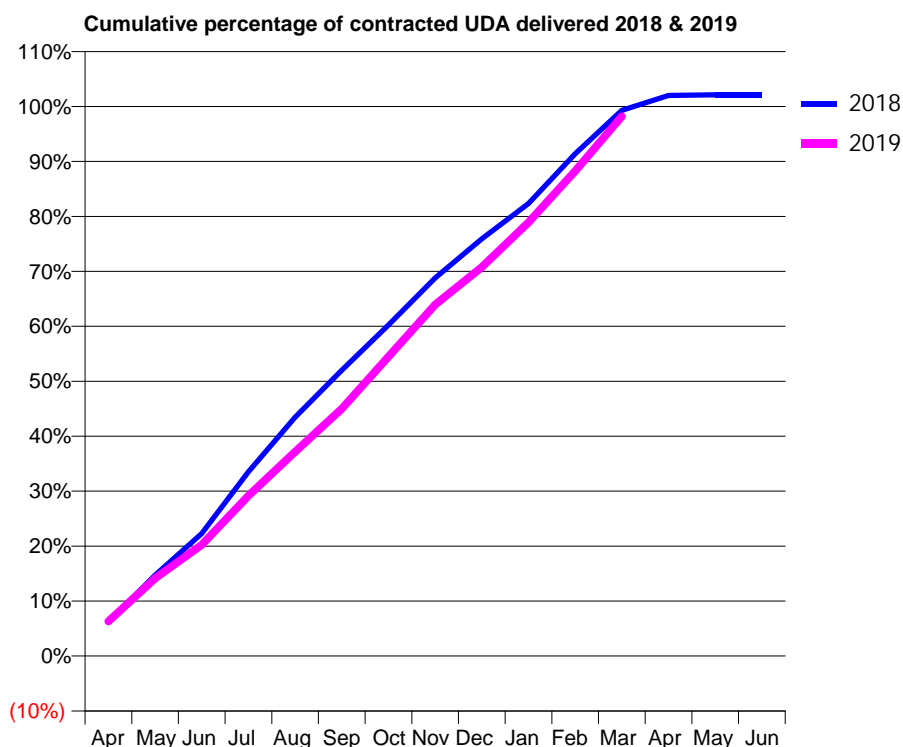
18/19 Contracted general activity (UDA)	41,300
Carry forward general activity (UDA)	-826
18/19 Contracted orthodontic activity (UOA)	0
Carry forward orthodontic activity (UOA)	0
Baseline contract value	£1,226,859.58

ACCESS*

Patients seen in 24 months	Total	Change since previous quarter
Quarter ending March 2018	18,747	
Quarter ending June 2018	18,319	↓
Quarter ending September 2018	18,355	→
Quarter ending December 2018	18,450	→
Quarter ending March 2019	19,202	↑
Variance since March 2018	2.4%	↑



ACTIVITY



Month	Adjusted Scheduled Activity (UDA)	
	2018	2019
April	2,569	2,598
May	6,081	5,834
June	9,210	8,358
July	13,844	12,052
August	17,956	15,362
September	21,470	18,578
October	24,883	22,496
November	28,416	26,407
December	31,345	29,223
January	34,012	32,587
February	37,749	36,447
March	41,004	40,550
April	42,125	
May	42,164	
June	42,164	

QUALITY

	Quantity	Base Number	Contract	AT	Region	England
% of FP17s for the same patient ID Re-attending within 3 months - Children	184	3,439	5.4%	10.3%	11.9%	11.8%
% of FP17s for the same patient ID Re-attending within 3 months - Adults	1,389	15,208	9.1%	15.6%	16.9%	15.7%
% of FP17s for the same patient ID Re-attending between 3 & 9 months - Children	1,655	3,439	48.1%	49.3%	48.9%	58.9%
% of FP17s for the same patient ID Re-attending between 3 & 9 months - Adults	4,754	15,208	31.3%	38.6%	38.9%	50.8%
% of FP17s for Band 1 Urgent Courses	2,220	18,047	12.3%	10.3%	10.7%	9.1%
% of FP17s Relating to Free Repair or Replacements	106	18,047	0.6%	0.6%	0.5%	0.8%
% of FP17s Relating to Continuations	25	18,047	0.1%	0.9%	0.7%	0.9%
% of Patients satisfied with the dentistry they have received	2	2	N/A	90.5%	89.1%	92.5%
% of Patients satisfied with the time they had to wait for an appointment	2	2	N/A	86.3%	83.1%	87.0%

* This is based on patients treated on this contract for their most recent course of treatment. Figures in italics indicate the base number of FP17s or Patient Questionnaire responses are less than 100. N/A is shown where the base number of responses is less than 10 during the period. % is calculated as Quantity/Base number*100

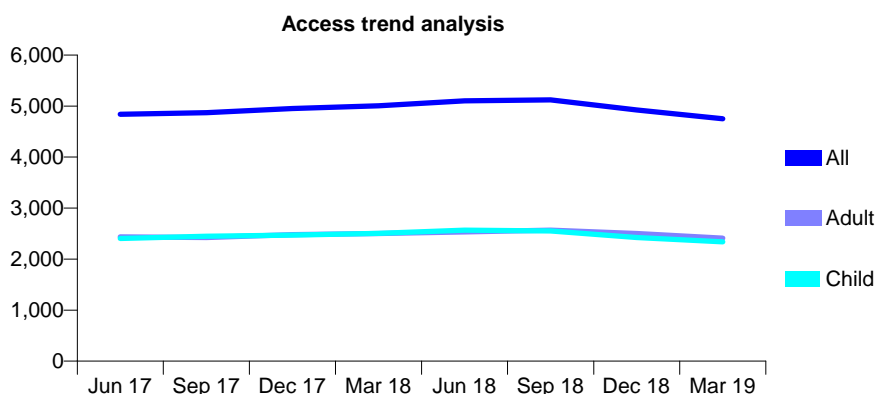
Q63 - Vital Signs At a Glance Contract Report for 124869/0001 - March 2019

Name or company name	M.K. Vasant & Associates
Contract type name	GDS Contract
Purpose of contract	General
Contract start date	01/04/2006
Contract end date	

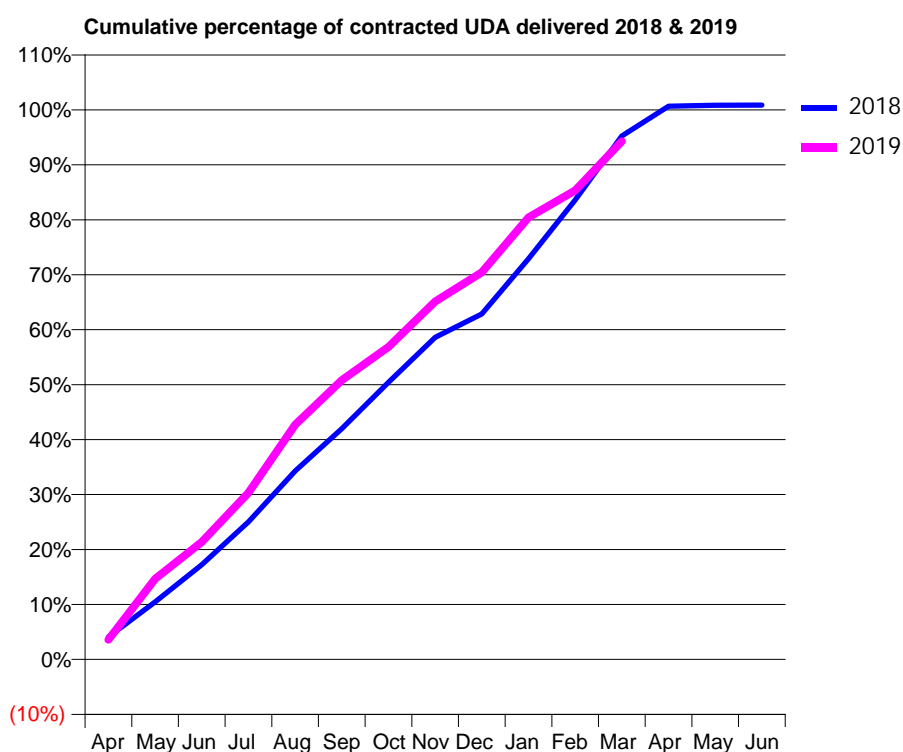
18/19 Contracted general activity (UDA)	12,500
Carry forward general activity (UDA)	-109
18/19 Contracted orthodontic activity (UOA)	0
Carry forward orthodontic activity (UOA)	0
Baseline contract value	£316,469.21

ACCESS*

Patients seen in 24 months	Total	Change since previous quarter
Quarter ending March 2018	5,006	
Quarter ending June 2018	5,101	→
Quarter ending September 2018	5,122	→
Quarter ending December 2018	4,924	↓
Quarter ending March 2019	4,751	↓
Variance since March 2018	(5.1%)	↓



ACTIVITY



Month	Adjusted Scheduled Activity (UDA)	
	2018	2019
April	511	451
May	1,309	1,835
June	2,156	2,669
July	3,128	3,791
August	4,286	5,336
September	5,245	6,352
October	6,304	7,109
November	7,326	8,139
December	7,858	8,803
January	9,115	10,051
February	10,450	10,666
March	11,904	11,787
April	12,585	
May	12,605	
June	12,609	

QUALITY

	Quantity	Base Number	Contract	AT	Region	England
% of FP17s for the same patient ID Re-attending within 3 months - Children	290	3,328	8.7%	10.3%	11.9%	11.8%
% of FP17s for the same patient ID Re-attending within 3 months - Adults	526	2,696	19.5%	15.6%	16.9%	15.7%
% of FP17s for the same patient ID Re-attending between 3 & 9 months - Children	1,584	3,328	47.6%	49.3%	48.9%	58.9%
% of FP17s for the same patient ID Re-attending between 3 & 9 months - Adults	969	2,696	35.9%	38.6%	38.9%	50.8%
% of FP17s for Band 1 Urgent Courses	527	5,327	9.9%	10.3%	10.7%	9.1%
% of FP17s Relating to Free Repair or Replacements	12	5,327	0.2%	0.6%	0.5%	0.8%
% of FP17s Relating to Continuations	4	5,327	0.1%	0.9%	0.7%	0.9%
% of Patients satisfied with the dentistry they have received	0	0	N/A	90.5%	89.1%	92.5%
% of Patients satisfied with the time they had to wait for an appointment	0	0	N/A	86.3%	83.1%	87.0%

* This is based on patients treated on this contract for their most recent course of treatment.

Figures in italics indicate the base number of FP17s or Patient Questionnaire responses are less than 100. N/A is shown where the base number of responses is less than 10 during the period. % is calculated as Quantity/Base number*100

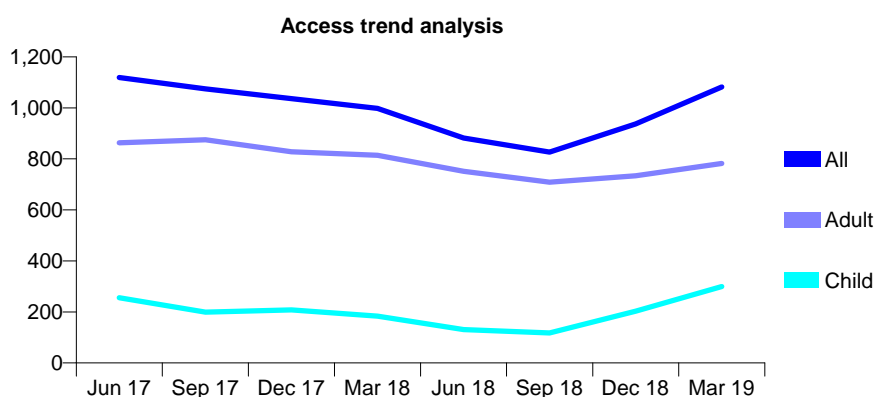
Q63 - Vital Signs At a Glance Contract Report for 124869/0002 - March 2019

Name or company name	M.K. Vasant & Associates
Contract type name	GDS Contract
Purpose of contract	General
Contract start date	01/04/2006
Contract end date	

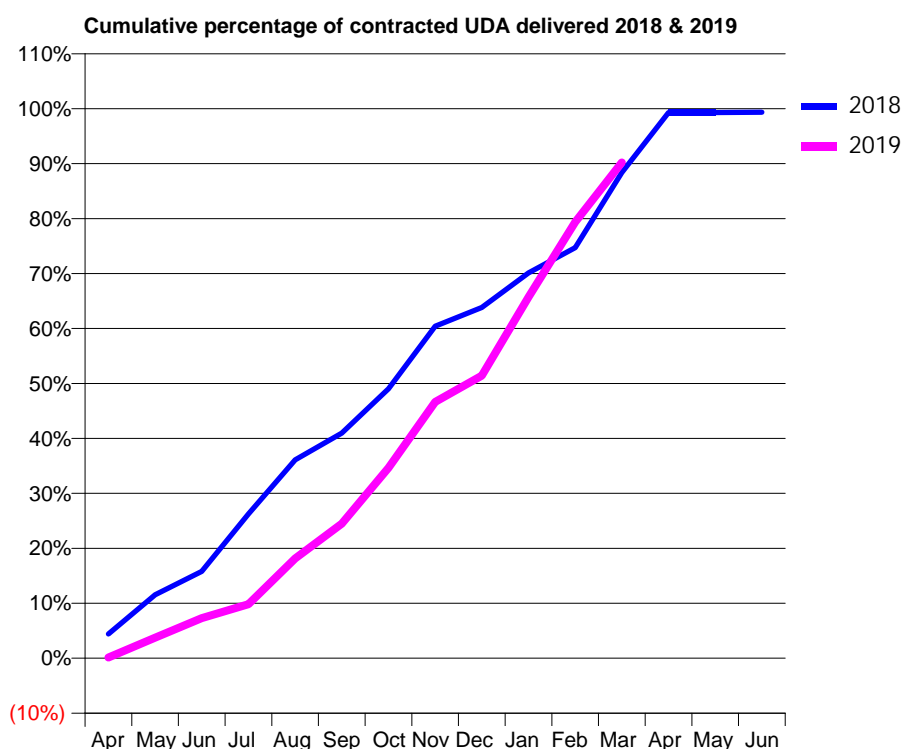
18/19 Contracted general activity (UDA)	2,831
Carry forward general activity (UDA)	18
18/19 Contracted orthodontic activity (UOA)	0
Carry forward orthodontic activity (UOA)	0
Baseline contract value	£77,921.33

ACCESS*

Patients seen in 24 months	Total	Change since previous quarter
Quarter ending March 2018	998	
Quarter ending June 2018	882	↓
Quarter ending September 2018	827	↓
Quarter ending December 2018	937	↑
Quarter ending March 2019	1,082	↑
Variance since March 2018	8.4%	↑



ACTIVITY



Adjusted Scheduled Activity (UDA)		
Month	2018	2019
April	125	4
May	327	106
June	447	206
July	744	279
August	1,022	514
September	1,160	693
October	1,388	981
November	1,710	1,320
December	1,806	1,455
January	1,985	1,861
February	2,115	2,247
March	2,502	2,554
April	2,811	
May	2,811	
June	2,813	

QUALITY

	Quantity	Base Number	Contract	AT	Region	England
% of FP17s for the same patient ID Re-attending within 3 months - Children	6	352	1.7%	10.3%	11.9%	11.8%
% of FP17s for the same patient ID Re-attending within 3 months - Adults	38	690	5.5%	15.6%	16.9%	15.7%
% of FP17s for the same patient ID Re-attending between 3 & 9 months - Children	20	352	5.7%	49.3%	48.9%	58.9%
% of FP17s for the same patient ID Re-attending between 3 & 9 months - Adults	173	690	25.1%	38.6%	38.9%	50.8%
% of FP17s for Band 1 Urgent Courses	65	958	6.8%	10.3%	10.7%	9.1%
% of FP17s Relating to Free Repair or Replacements	6	958	0.6%	0.6%	0.5%	0.8%
% of FP17s Relating to Continuations	5	958	0.5%	0.9%	0.7%	0.9%
% of Patients satisfied with the dentistry they have received	0	0	N/A	90.5%	89.1%	92.5%
% of Patients satisfied with the time they had to wait for an appointment	0	0	N/A	86.3%	83.1%	87.0%

* This is based on patients treated on this contract for their most recent course of treatment.

Figures in italics indicate the base number of FP17s or Patient Questionnaire responses are less than 100. N/A is shown where the base number of responses is less than 10 during the period. % is calculated as Quantity/Base number*100

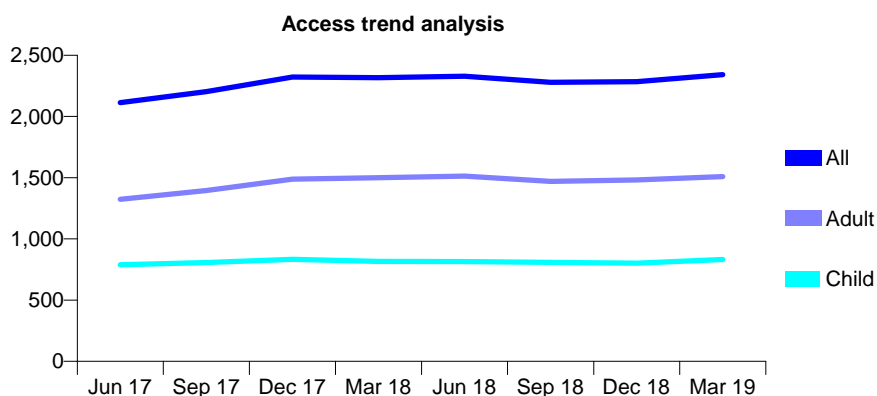
Q63 - Vital Signs At a Glance Contract Report for 124966/0001 - March 2019

Name or company name	Malden Dental Care
Contract type name	GDS Contract
Purpose of contract	General
Contract start date	01/06/2010
Contract end date	

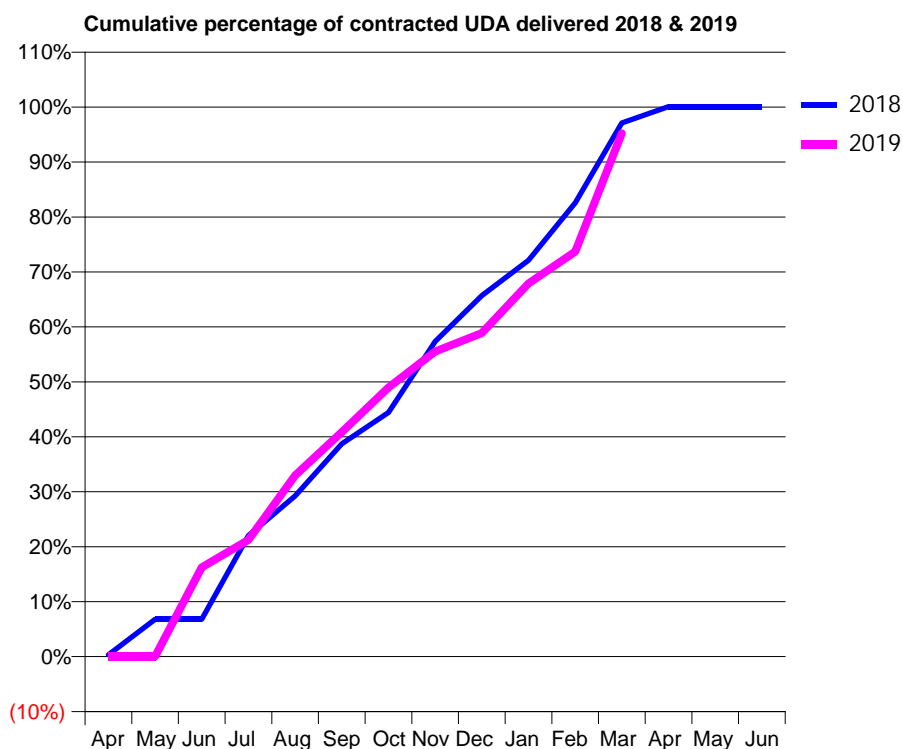
18/19 Contracted general activity (UDA)	5,300
Carry forward general activity (UDA)	-3
18/19 Contracted orthodontic activity (UOA)	0
Carry forward orthodontic activity (UOA)	0
Baseline contract value	£151,062.16

ACCESS*

Patients seen in 24 months	Total	Change since previous quarter
Quarter ending March 2018	2,317	
Quarter ending June 2018	2,328	→
Quarter ending September 2018	2,279	↓
Quarter ending December 2018	2,284	→
Quarter ending March 2019	2,341	↑
Variance since March 2018	1.0%	→



ACTIVITY



Month	Adjusted Scheduled Activity (UDA)	
	2018	2019
April	19	3
May	361	3
June	361	861
July	1,167	1,126
August	1,550	1,749
September	2,052	2,166
October	2,354	2,595
November	3,040	2,942
December	3,481	3,119
January	3,821	3,597
February	4,377	3,905
March	5,147	5,047
April	5,303	
May	5,303	
June	5,303	

QUALITY

	Quantity	Base Number	Contract	AT	Region	England
% of FP17s for the same patient ID Re-attending within 3 months - Children	63	1,062	5.9%	10.3%	11.9%	11.8%
% of FP17s for the same patient ID Re-attending within 3 months - Adults	188	1,553	12.1%	15.6%	16.9%	15.7%
% of FP17s for the same patient ID Re-attending between 3 & 9 months - Children	443	1,062	41.7%	49.3%	48.9%	58.9%
% of FP17s for the same patient ID Re-attending between 3 & 9 months - Adults	597	1,553	38.4%	38.6%	38.9%	50.8%
% of FP17s for Band 1 Urgent Courses	204	2,550	8.0%	10.3%	10.7%	9.1%
% of FP17s Relating to Free Repair or Replacements	5	2,550	0.2%	0.6%	0.5%	0.8%
% of FP17s Relating to Continuations	5	2,550	0.2%	0.9%	0.7%	0.9%
% of Patients satisfied with the dentistry they have received	1	1	N/A	90.5%	89.1%	92.5%
% of Patients satisfied with the time they had to wait for an appointment	1	1	N/A	86.3%	83.1%	87.0%

* This is based on patients treated on this contract for their most recent course of treatment. Figures in italics indicate the base number of FP17s or Patient Questionnaire responses are less than 100. N/A is shown where the base number of responses is less than 10 during the period. % is calculated as Quantity/Base number*100

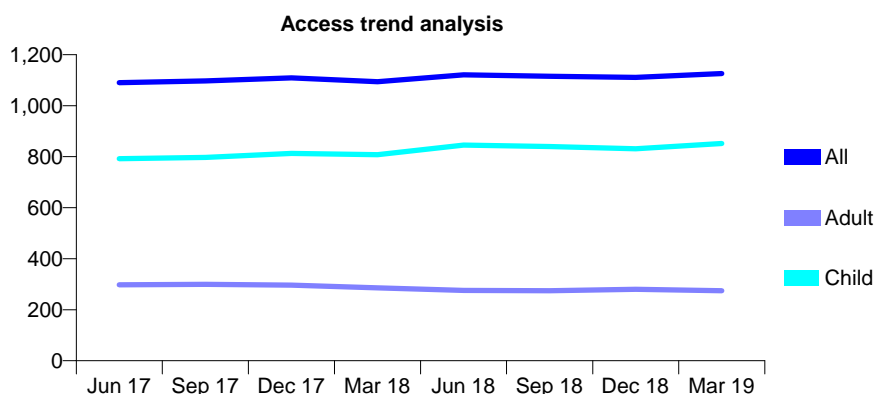
Q63 - Vital Signs At a Glance Contract Report for 125180/0001 - March 2019

Name or company name	Haynes Dental Ltd
Contract type name	GDS Contract
Purpose of contract	General
Contract start date	01/04/2012
Contract end date	

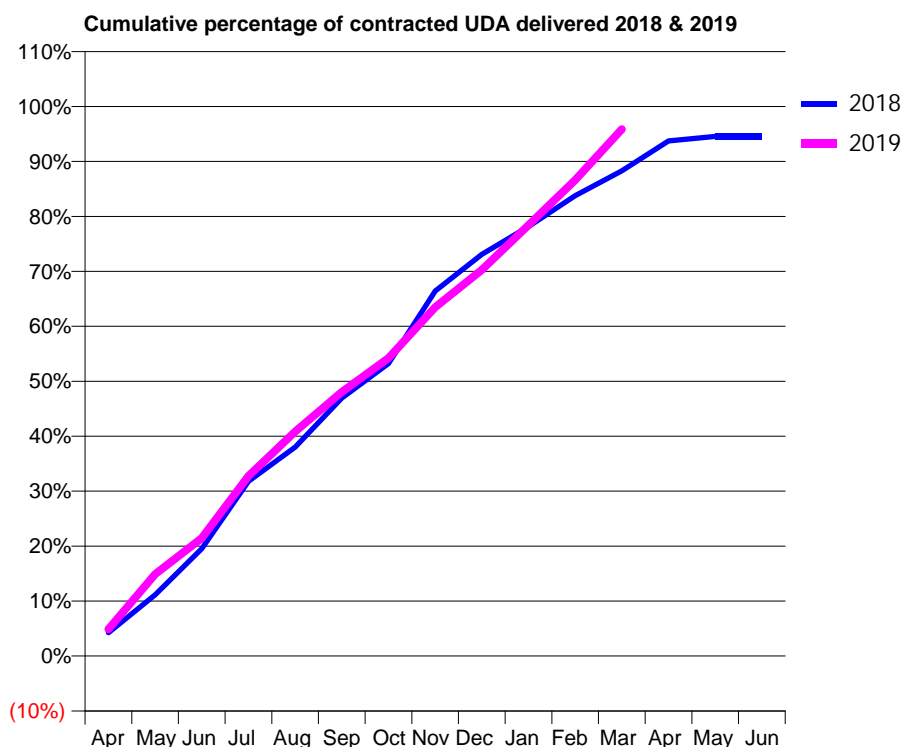
18/19 Contracted general activity (UDA)	2,430
Carry forward general activity (UDA)	0
18/19 Contracted orthodontic activity (UOA)	0
Carry forward orthodontic activity (UOA)	0
Baseline contract value	£59,150.43

ACCESS*

Patients seen in 24 months	Total	Change since previous quarter
Quarter ending March 2018	1,094	
Quarter ending June 2018	1,121	↑
Quarter ending September 2018	1,115	→
Quarter ending December 2018	1,111	→
Quarter ending March 2019	1,126	→
Variance since March 2018	2.9%	↑



ACTIVITY



Month	Adjusted Scheduled Activity (UDA)	
	2018	2019
April	103	119
May	271	363
June	475	521
July	773	796
August	924	993
September	1,141	1,167
October	1,293	1,317
November	1,614	1,542
December	1,776	1,707
January	1,899	1,906
February	2,036	2,105
March	2,145	2,329
April	2,278	
May	2,298	
June	2,298	

QUALITY

	Quantity	Base Number	Contract	AT	Region	England
% of FP17s for the same patient ID Re-attending within 3 months - Children	91	1,120	8.1%	10.3%	11.9%	11.8%
% of FP17s for the same patient ID Re-attending within 3 months - Adults	41	266	15.4%	15.6%	16.9%	15.7%
% of FP17s for the same patient ID Re-attending between 3 & 9 months - Children	529	1,120	47.2%	49.3%	48.9%	58.9%
% of FP17s for the same patient ID Re-attending between 3 & 9 months - Adults	111	266	41.7%	38.6%	38.9%	50.8%
% of FP17s for Band 1 Urgent Courses	15	1,303	1.2%	10.3%	10.7%	9.1%
% of FP17s Relating to Free Repair or Replacements	0	1,303	0.0%	0.6%	0.5%	0.8%
% of FP17s Relating to Continuations	42	1,303	3.2%	0.9%	0.7%	0.9%
% of Patients satisfied with the dentistry they have received	0	0	N/A	90.5%	89.1%	92.5%
% of Patients satisfied with the time they had to wait for an appointment	0	0	N/A	86.3%	83.1%	87.0%

* This is based on patients treated on this contract for their most recent course of treatment. Figures in italics indicate the base number of FP17s or Patient Questionnaire responses are less than 100. N/A is shown where the base number of responses is less than 10 during the period. % is calculated as Quantity/Base number*100

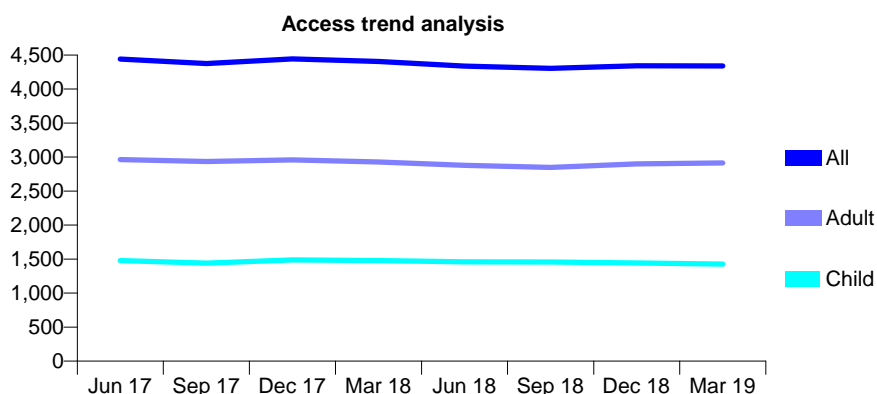
Q63 - Vital Signs At a Glance Contract Report for 125482/0001 - March 2019

Name or company name	Linden Lodge Dental Practice
Contract type name	GDS Contract
Purpose of contract	General
Contract start date	01/04/2010
Contract end date	

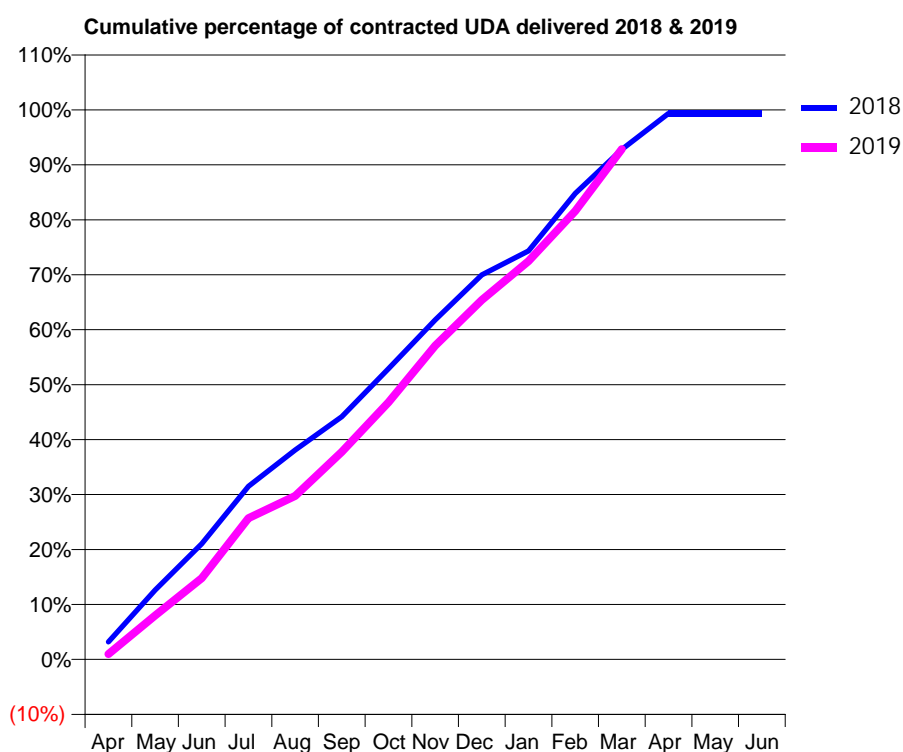
18/19 Contracted general activity (UDA)	13,278
Carry forward general activity (UDA)	89
18/19 Contracted orthodontic activity (UOA)	0
Carry forward orthodontic activity (UOA)	0
Baseline contract value	£373,168.67

ACCESS*

Patients seen in 24 months	Total	Change since previous quarter
Quarter ending March 2018	4,407	
Quarter ending June 2018	4,339	↓
Quarter ending September 2018	4,305	→
Quarter ending December 2018	4,343	→
Quarter ending March 2019	4,340	→
Variance since March 2018	(1.5%)	↓



ACTIVITY



Month	Adjusted Scheduled Activity (UDA)	
	2018	2019
April	424	130
May	1,677	1,061
June	2,794	1,965
July	4,183	3,415
August	5,060	3,949
September	5,867	5,012
October	7,023	6,213
November	8,203	7,579
December	9,290	8,683
January	9,870	9,624
February	11,258	10,831
March	12,323	12,331
April	13,188	
May	13,189	
June	13,189	

QUALITY

	Quantity	Base Number	Contract	AT	Region	England
% of FP17s for the same patient ID Re-attending within 3 months - Children	79	1,477	5.3%	10.3%	11.9%	11.8%
% of FP17s for the same patient ID Re-attending within 3 months - Adults	268	2,572	10.4%	15.6%	16.9%	15.7%
% of FP17s for the same patient ID Re-attending between 3 & 9 months - Children	438	1,477	29.7%	49.3%	48.9%	58.9%
% of FP17s for the same patient ID Re-attending between 3 & 9 months - Adults	674	2,572	26.2%	38.6%	38.9%	50.8%
% of FP17s for Band 1 Urgent Courses	318	3,870	8.2%	10.3%	10.7%	9.1%
% of FP17s Relating to Free Repair or Replacements	12	3,870	0.3%	0.6%	0.5%	0.8%
% of FP17s Relating to Continuations	2	3,870	0.1%	0.9%	0.7%	0.9%
% of Patients satisfied with the dentistry they have received	1	1	N/A	90.5%	89.1%	92.5%
% of Patients satisfied with the time they had to wait for an appointment	1	1	N/A	86.3%	83.1%	87.0%

* This is based on patients treated on this contract for their most recent course of treatment. Figures in italics indicate the base number of FP17s or Patient Questionnaire responses are less than 100. N/A is shown where the base number of responses is less than 10 during the period. % is calculated as Quantity/Base number*100

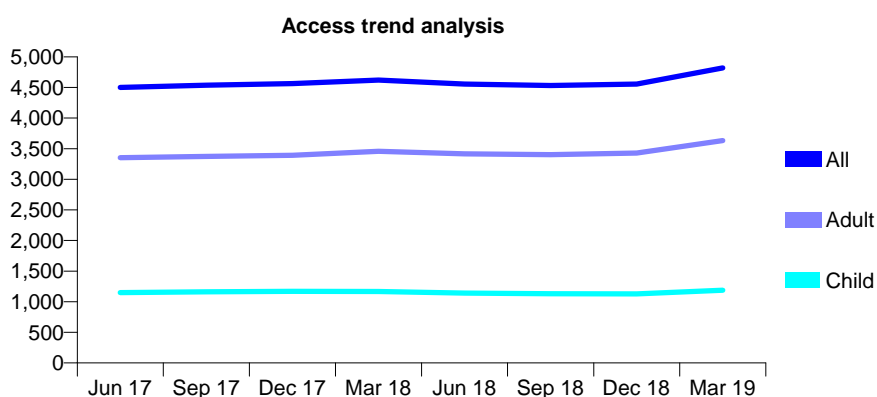
Q63 - Vital Signs At a Glance Contract Report for 125660/0001 - March 2019

Name or company name	Crook Log Dental Liimited
Contract type name	GDS Contract
Purpose of contract	General
Contract start date	01/04/2011
Contract end date	

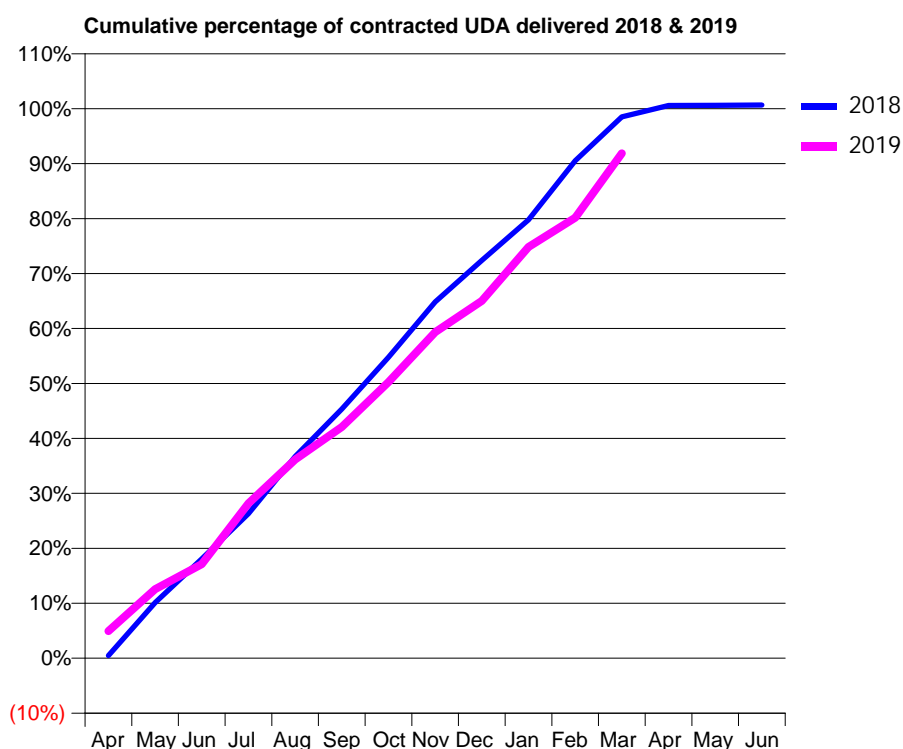
18/19 Contracted general activity (UDA)	11,827
Carry forward general activity (UDA)	0
18/19 Contracted orthodontic activity (UOA)	0
Carry forward orthodontic activity (UOA)	0
Baseline contract value	£367,674.76

ACCESS*

Patients seen in 24 months	Total	Change since previous quarter
Quarter ending March 2018	4,623	
Quarter ending June 2018	4,554	↓
Quarter ending September 2018	4,532	→
Quarter ending December 2018	4,556	→
Quarter ending March 2019	4,821	↑
Variance since March 2018	4.3%	↑



ACTIVITY



Month	2018	2019
April	58	585
May	1,161	1,487
June	2,070	2,026
July	3,016	3,333
August	4,206	4,274
September	5,195	4,974
October	6,278	5,942
November	7,433	7,019
December	8,296	7,692
January	9,144	8,849
February	10,377	9,481
March	11,292	10,863
April	11,527	
May	11,530	
June	11,536	

QUALITY

	Quantity	Base Number	Contract	AT	Region	England
% of FP17s for the same patient ID Re-attending within 3 months - Children	118	1,830	6.4%	10.3%	11.9%	11.8%
% of FP17s for the same patient ID Re-attending within 3 months - Adults	508	5,097	10.0%	15.6%	16.9%	15.7%
% of FP17s for the same patient ID Re-attending between 3 & 9 months - Children	1,082	1,830	59.1%	49.3%	48.9%	58.9%
% of FP17s for the same patient ID Re-attending between 3 & 9 months - Adults	3,218	5,097	63.1%	38.6%	38.9%	50.8%
% of FP17s for Band 1 Urgent Courses	519	6,050	8.6%	10.3%	10.7%	9.1%
% of FP17s Relating to Free Repair or Replacements	13	6,050	0.2%	0.6%	0.5%	0.8%
% of FP17s Relating to Continuations	0	6,050	0.0%	0.9%	0.7%	0.9%
% of Patients satisfied with the dentistry they have received	3	3	N/A	90.5%	89.1%	92.5%
% of Patients satisfied with the time they had to wait for an appointment	2	3	N/A	86.3%	83.1%	87.0%

* This is based on patients treated on this contract for their most recent course of treatment.

Figures in italics indicate the base number of FP17s or Patient Questionnaire responses are less than 100. N/A is shown where the base number of responses is less than 10 during the period. % is calculated as Quantity/Base number*100

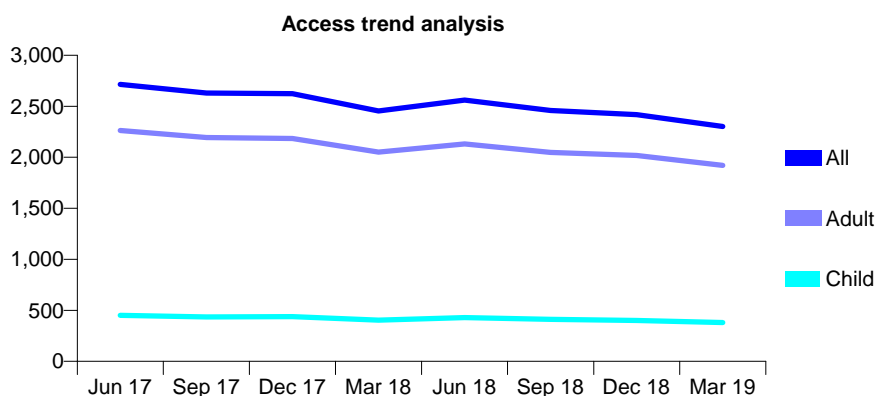
Q63 - Vital Signs At a Glance Contract Report for 125768/0001 - March 2019

Name or company name	Camberdent Ltd
Contract type name	GDS Contract
Purpose of contract	General
Contract start date	02/11/2009
Contract end date	

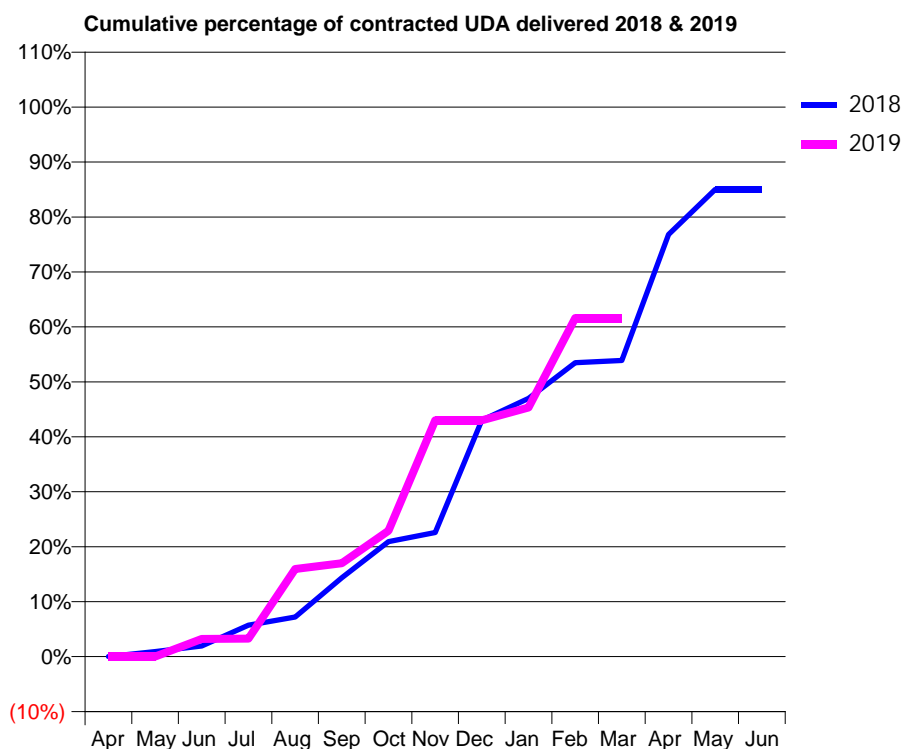
18/19 Contracted general activity (UDA)	8,500
Carry forward general activity (UDA)	0
18/19 Contracted orthodontic activity (UOA)	0
Carry forward orthodontic activity (UOA)	0
Baseline contract value	£271,397.15

ACCESS*

Patients seen in 24 months	Total	Change since previous quarter
Quarter ending March 2018	2,454	
Quarter ending June 2018	2,561	↑
Quarter ending September 2018	2,459	↓
Quarter ending December 2018	2,418	↓
Quarter ending March 2019	2,302	↓
Variance since March 2018	(6.2%)	↓



ACTIVITY



Month	Adjusted Scheduled Activity (UDA)	
	2018	2019
April	0	0
May	78	0
June	164	274
July	487	279
August	614	1,356
September	1,220	1,444
October	1,779	1,949
November	1,919	3,654
December	3,654	3,654
January	3,995	3,853
February	4,547	5,236
March	4,581	5,236
April	6,529	
May	7,227	
June	7,227	

QUALITY

	Quantity	Base Number	Contract	AT	Region	England
% of FP17s for the same patient ID Re-attending within 3 months - Children	18	353	5.1%	10.3%	11.9%	11.8%
% of FP17s for the same patient ID Re-attending within 3 months - Adults	160	1,974	8.1%	15.6%	16.9%	15.7%
% of FP17s for the same patient ID Re-attending between 3 & 9 months - Children	76	353	21.5%	49.3%	48.9%	58.9%
% of FP17s for the same patient ID Re-attending between 3 & 9 months - Adults	605	1,974	30.6%	38.6%	38.9%	50.8%
% of FP17s for Band 1 Urgent Courses	0	1,677	0.0%	10.3%	10.7%	9.1%
% of FP17s Relating to Free Repair or Replacements	0	1,677	0.0%	0.6%	0.5%	0.8%
% of FP17s Relating to Continuations	0	1,677	0.0%	0.9%	0.7%	0.9%
% of Patients satisfied with the dentistry they have received	2	2	N/A	90.5%	89.1%	92.5%
% of Patients satisfied with the time they had to wait for an appointment	2	2	N/A	86.3%	83.1%	87.0%

* This is based on patients treated on this contract for their most recent course of treatment. Figures in italics indicate the base number of FP17s or Patient Questionnaire responses are less than 100. N/A is shown where the base number of responses is less than 10 during the period. % is calculated as Quantity/Base number*100

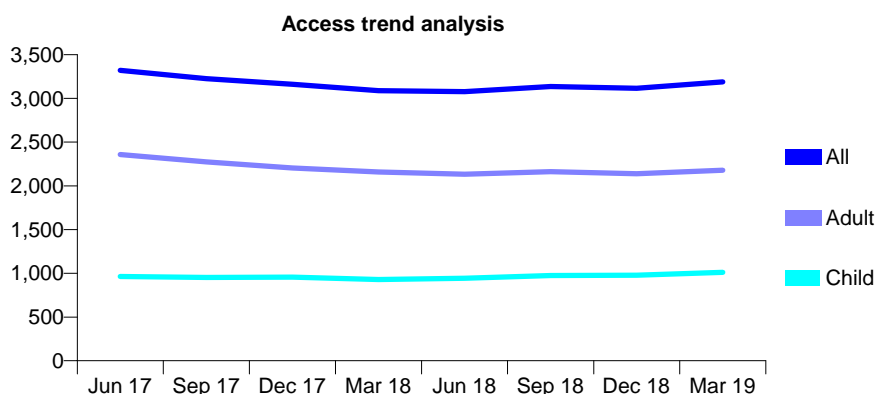
Q63 - Vital Signs At a Glance Contract Report for 125776/0002 - March 2019

Name or company name	Apex Dental Care Ltd
Contract type name	GDS Contract
Purpose of contract	General
Contract start date	01/03/2009
Contract end date	

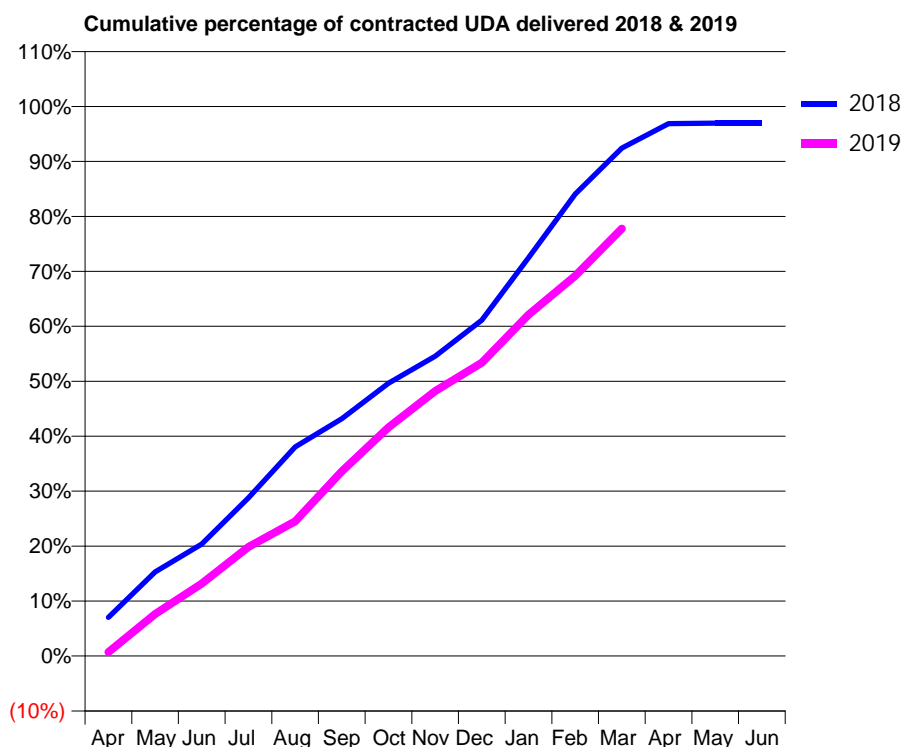
18/19 Contracted general activity (UDA)	9,665
Carry forward general activity (UDA)	295
18/19 Contracted orthodontic activity (UOA)	0
Carry forward orthodontic activity (UOA)	0
Baseline contract value	£257,751.29

ACCESS*

Patients seen in 24 months	Total	Change since previous quarter
Quarter ending March 2018	3,088	
Quarter ending June 2018	3,077	→
Quarter ending September 2018	3,136	→
Quarter ending December 2018	3,117	→
Quarter ending March 2019	3,189	↑
Variance since March 2018	3.3%	↑



ACTIVITY



Month	Adjusted Scheduled Activity (UDA)	
	2018	2019
April	682	69
May	1,480	741
June	1,968	1,276
July	2,784	1,920
August	3,677	2,369
September	4,175	3,247
October	4,798	4,021
November	5,273	4,658
December	5,907	5,158
January	7,005	6,004
February	8,123	6,686
March	8,931	7,517
April	9,362	
May	9,370	
June	9,370	

QUALITY

	Quantity	Base Number	Contract	AT	Region	England
% of FP17s for the same patient ID Re-attending within 3 months - Children	138	1,267	10.9%	10.3%	11.9%	11.8%
% of FP17s for the same patient ID Re-attending within 3 months - Adults	567	2,720	20.8%	15.6%	16.9%	15.7%
% of FP17s for the same patient ID Re-attending between 3 & 9 months - Children	538	1,267	42.5%	49.3%	48.9%	58.9%
% of FP17s for the same patient ID Re-attending between 3 & 9 months - Adults	961	2,720	35.3%	38.6%	38.9%	50.8%
% of FP17s for Band 1 Urgent Courses	632	3,835	16.5%	10.3%	10.7%	9.1%
% of FP17s Relating to Free Repair or Replacements	28	3,835	0.7%	0.6%	0.5%	0.8%
% of FP17s Relating to Continuations	54	3,835	1.4%	0.9%	0.7%	0.9%
% of Patients satisfied with the dentistry they have received	1	1	N/A	90.5%	89.1%	92.5%
% of Patients satisfied with the time they had to wait for an appointment	0	1	N/A	86.3%	83.1%	87.0%

* This is based on patients treated on this contract for their most recent course of treatment. Figures in italics indicate the base number of FP17s or Patient Questionnaire responses are less than 100. N/A is shown where the base number of responses is less than 10 during the period. % is calculated as Quantity/Base number*100

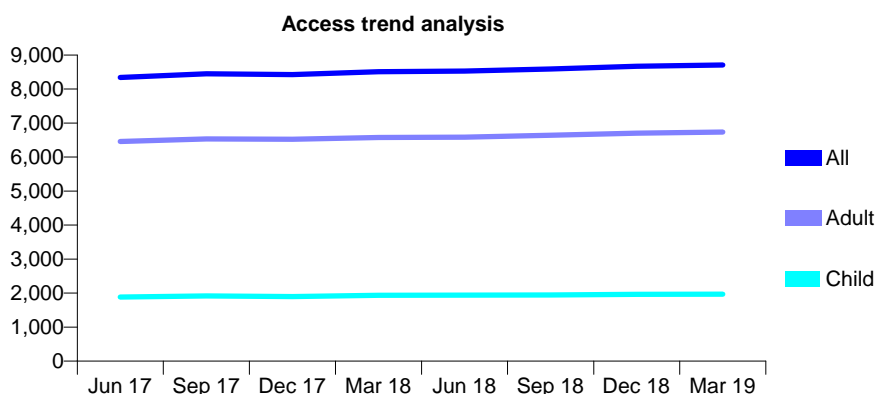
Q63 - Vital Signs At a Glance Contract Report for 126365/0001 - March 2019

Name or company name	Dental Arts Studio - Clapham (Dental Care)
Contract type name	GDS Contract
Purpose of contract	General
Contract start date	11/08/2010
Contract end date	

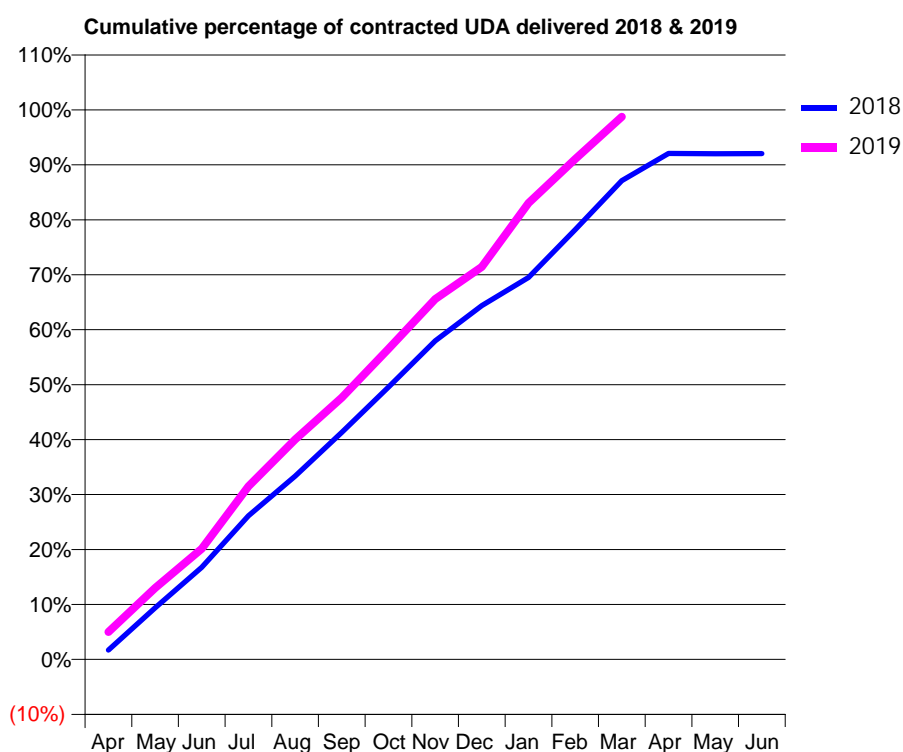
18/19 Contracted general activity (UDA)	20,103
Carry forward general activity (UDA)	0
18/19 Contracted orthodontic activity (UOA)	0
Carry forward orthodontic activity (UOA)	0
Baseline contract value	£576,848.43

ACCESS*

Patients seen in 24 months	Total	Change since previous quarter
Quarter ending March 2018	8,512	
Quarter ending June 2018	8,528	→
Quarter ending September 2018	8,591	→
Quarter ending December 2018	8,670	→
Quarter ending March 2019	8,709	→
Variance since March 2018	2.3%	↑



ACTIVITY



Month	2018	2019
April	344	1,002
May	1,891	2,619
June	3,367	4,052
July	5,259	6,334
August	6,703	8,046
September	8,307	9,572
October	9,959	11,357
November	11,653	13,179
December	12,938	14,360
January	13,969	16,689
February	15,720	18,301
March	17,513	19,845
April	18,507	
May	18,498	
June	18,499	

QUALITY

	Quantity	Base Number	Contract	AT	Region	England
% of FP17s for the same patient ID Re-attending within 3 months - Children	155	2,320	6.7%	10.3%	11.9%	11.8%
% of FP17s for the same patient ID Re-attending within 3 months - Adults	827	6,394	12.9%	15.6%	16.9%	15.7%
% of FP17s for the same patient ID Re-attending between 3 & 9 months - Children	1,027	2,320	44.3%	49.3%	48.9%	58.9%
% of FP17s for the same patient ID Re-attending between 3 & 9 months - Adults	1,906	6,394	29.8%	38.6%	38.9%	50.8%
% of FP17s for Band 1 Urgent Courses	942	8,287	11.4%	10.3%	10.7%	9.1%
% of FP17s Relating to Free Repair or Replacements	12	8,287	0.1%	0.6%	0.5%	0.8%
% of FP17s Relating to Continuations	102	8,287	1.2%	0.9%	0.7%	0.9%
% of Patients satisfied with the dentistry they have received	0	0	N/A	90.5%	89.1%	92.5%
% of Patients satisfied with the time they had to wait for an appointment	0	0	N/A	86.3%	83.1%	87.0%

* This is based on patients treated on this contract for their most recent course of treatment. Figures in italics indicate the base number of FP17s or Patient Questionnaire responses are less than 100. N/A is shown where the base number of responses is less than 10 during the period. % is calculated as Quantity/Base number*100

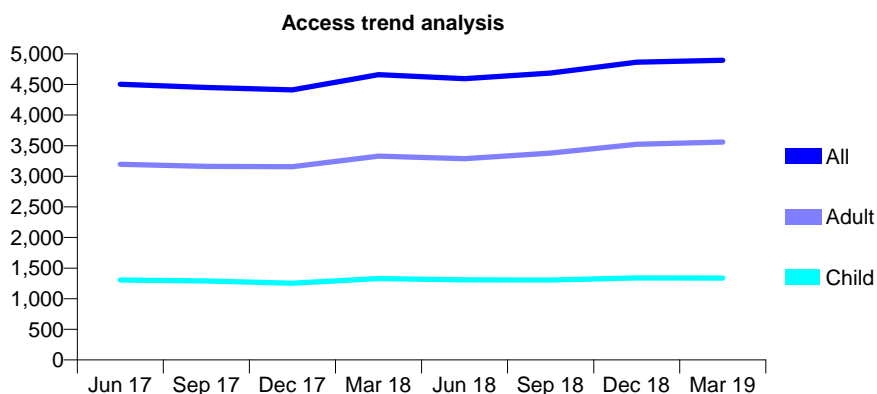
Q63 - Vital Signs At a Glance Contract Report for 126632/0001 - March 2019

Name or company name	Perfect Smile Surgery Limited
Contract type name	GDS Contract
Purpose of contract	General
Contract start date	01/11/2007
Contract end date	

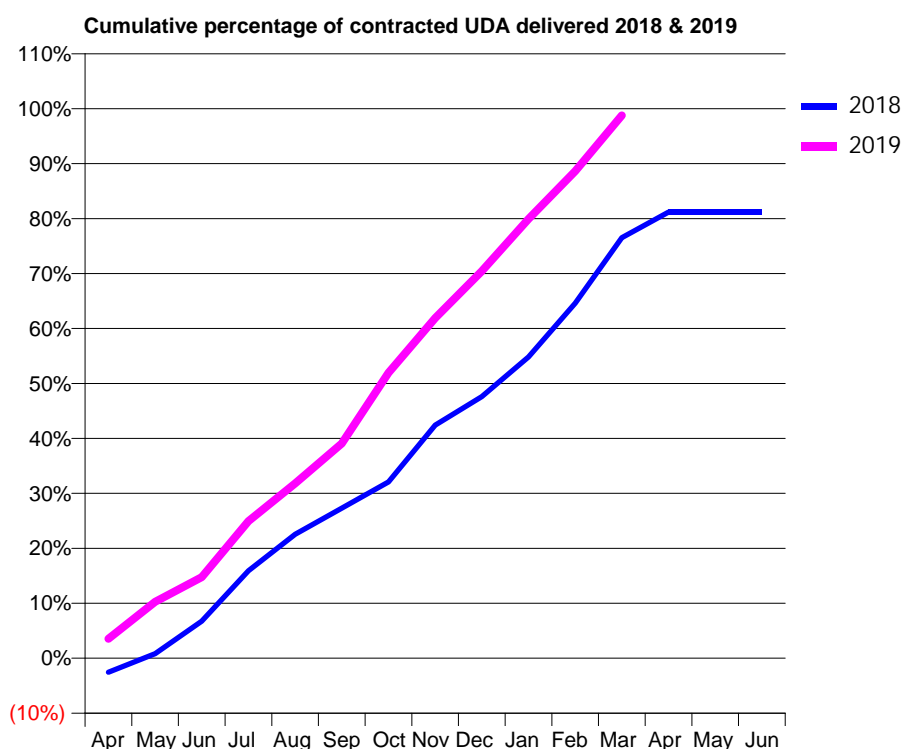
18/19 Contracted general activity (UDA)	12,086
Carry forward general activity (UDA)	0
18/19 Contracted orthodontic activity (UOA)	0
Carry forward orthodontic activity (UOA)	0
Baseline contract value	£318,121.20

ACCESS*

Patients seen in 24 months	Total	Change since previous quarter
Quarter ending March 2018	4,661	
Quarter ending June 2018	4,596	↓
Quarter ending September 2018	4,687	→
Quarter ending December 2018	4,864	↑
Quarter ending March 2019	4,895	→
Variance since March 2018	5.0%	↑



ACTIVITY



Month	2018	2019
April	-311	430
May	102	1,242
June	814	1,782
July	1,923	3,014
August	2,725	3,848
September	3,301	4,721
October	3,874	6,279
November	5,130	7,479
December	5,754	8,513
January	6,626	9,658
February	7,810	10,714
March	9,250	11,936
April	9,811	
May	9,811	
June	9,811	

QUALITY

	Quantity	Base Number	Contract	AT	Region	England
% of FP17s for the same patient ID Re-attending within 3 months - Children	130	1,763	7.4%	10.3%	11.9%	11.8%
% of FP17s for the same patient ID Re-attending within 3 months - Adults	698	4,073	17.1%	15.6%	16.9%	15.7%
% of FP17s for the same patient ID Re-attending between 3 & 9 months - Children	888	1,763	50.4%	49.3%	48.9%	58.9%
% of FP17s for the same patient ID Re-attending between 3 & 9 months - Adults	1,402	4,073	34.4%	38.6%	38.9%	50.8%
% of FP17s for Band 1 Urgent Courses	929	5,560	16.7%	10.3%	10.7%	9.1%
% of FP17s Relating to Free Repair or Replacements	8	5,560	0.1%	0.6%	0.5%	0.8%
% of FP17s Relating to Continuations	100	5,560	1.8%	0.9%	0.7%	0.9%
% of Patients satisfied with the dentistry they have received	0	0	N/A	90.5%	89.1%	92.5%
% of Patients satisfied with the time they had to wait for an appointment	0	0	N/A	86.3%	83.1%	87.0%

* This is based on patients treated on this contract for their most recent course of treatment.

Figures in italics indicate the base number of FP17s or Patient Questionnaire responses are less than 100. N/A is shown where the base number of responses is less than 10 during the period. % is calculated as Quantity/Base number*100

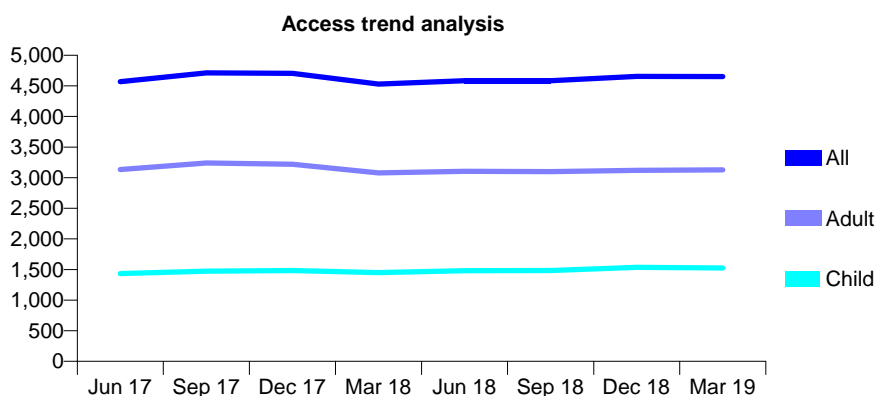
Q63 - Vital Signs At a Glance Contract Report for 126632/0003 - March 2019

Name or company name	Perfect Smile Surgery Limited
Contract type name	GDS Contract
Purpose of contract	General
Contract start date	01/04/2010
Contract end date	

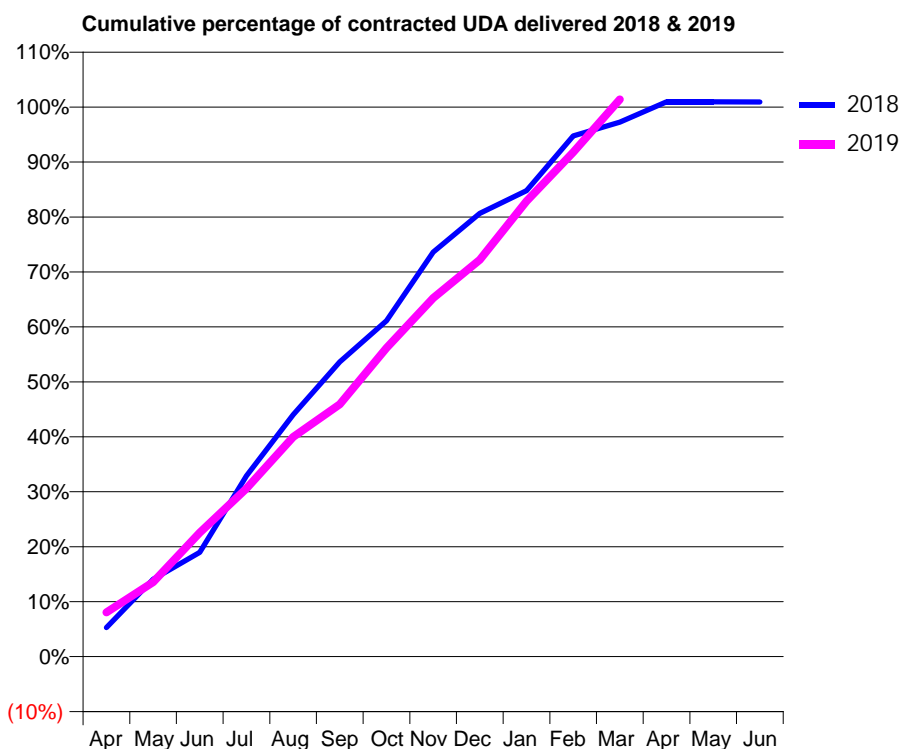
18/19 Contracted general activity (UDA)	8,000
Carry forward general activity (UDA)	-73
18/19 Contracted orthodontic activity (UOA)	0
Carry forward orthodontic activity (UOA)	0
Baseline contract value	£192,033.00

ACCESS*

Patients seen in 24 months	Total	Change since previous quarter
Quarter ending March 2018	4,529	
Quarter ending June 2018	4,586	→
Quarter ending September 2018	4,584	→
Quarter ending December 2018	4,655	→
Quarter ending March 2019	4,653	→
Variance since March 2018	2.7%	↑



ACTIVITY



Month	Adjusted Scheduled Activity (UDA)	
	2018	2019
April	423	644
May	1,126	1,084
June	1,520	1,804
July	2,631	2,447
August	3,520	3,199
September	4,291	3,674
October	4,889	4,493
November	5,890	5,220
December	6,452	5,777
January	6,782	6,629
February	7,581	7,341
March	7,780	8,112
April	8,074	
May	8,074	
June	8,073	

QUALITY

	Quantity	Base Number	Contract	AT	Region	England
% of FP17s for the same patient ID Re-attending within 3 months - Children	119	1,810	6.6%	10.3%	11.9%	11.8%
% of FP17s for the same patient ID Re-attending within 3 months - Adults	383	2,988	12.8%	15.6%	16.9%	15.7%
% of FP17s for the same patient ID Re-attending between 3 & 9 months - Children	759	1,810	41.9%	49.3%	48.9%	58.9%
% of FP17s for the same patient ID Re-attending between 3 & 9 months - Adults	759	2,988	25.4%	38.6%	38.9%	50.8%
% of FP17s for Band 1 Urgent Courses	601	4,630	13.0%	10.3%	10.7%	9.1%
% of FP17s Relating to Free Repair or Replacements	14	4,630	0.3%	0.6%	0.5%	0.8%
% of FP17s Relating to Continuations	35	4,630	0.8%	0.9%	0.7%	0.9%
% of Patients satisfied with the dentistry they have received	1	1	N/A	90.5%	89.1%	92.5%
% of Patients satisfied with the time they had to wait for an appointment	0	1	N/A	86.3%	83.1%	87.0%

* This is based on patients treated on this contract for their most recent course of treatment. Figures in italics indicate the base number of FP17s or Patient Questionnaire responses are less than 100. N/A is shown where the base number of responses is less than 10 during the period. % is calculated as Quantity/Base number*100

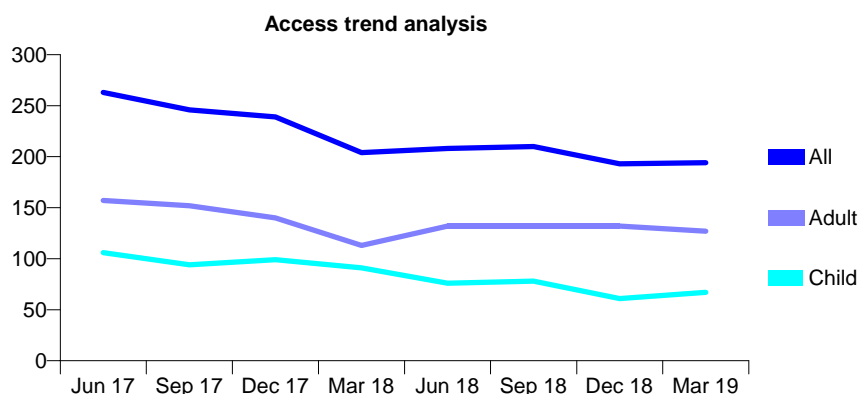
Q63 - Vital Signs At a Glance Contract Report for 129410/0001 - March 2019

Name or company name	Miss N Khoobehi
Contract type name	GDS Contract
Purpose of contract	General
Contract start date	29/06/2012
Contract end date	

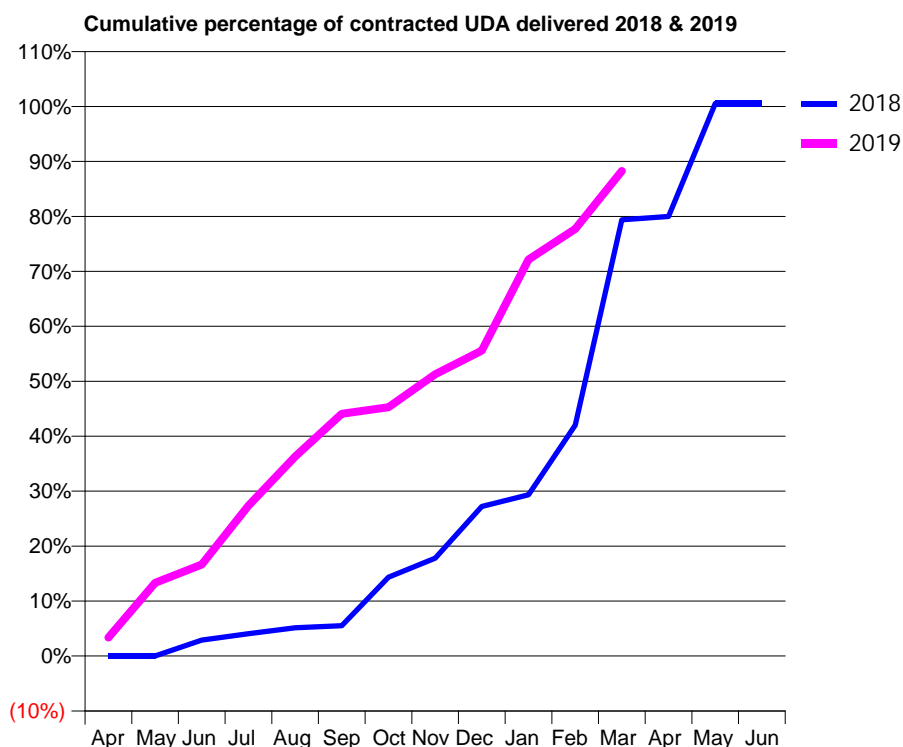
18/19 Contracted general activity (UDA)	844
Carry forward general activity (UDA)	-5
18/19 Contracted orthodontic activity (UOA)	0
Carry forward orthodontic activity (UOA)	0
Baseline contract value	£24,207.91

ACCESS*

Patients seen in 24 months	Total	Change since previous quarter
Quarter ending March 2018	204	
Quarter ending June 2018	208	→
Quarter ending September 2018	210	→
Quarter ending December 2018	193	↓
Quarter ending March 2019	194	→
Variance since March 2018	(4.9%)	↓



ACTIVITY



Month	Adjusted Scheduled Activity (UDA)	
	2018	2019
April	0	28
May	0	113
June	24	141
July	34	231
August	43	307
September	47	372
October	121	382
November	150	433
December	230	469
January	248	609
February	355	656
March	670	745
April	675	
May	849	
June	849	

QUALITY

	Quantity	Base Number	Contract	AT	Region	England
% of FP17s for the same patient ID Re-attending within 3 months - Children	7	100	7.0%	10.3%	11.9%	11.8%
% of FP17s for the same patient ID Re-attending within 3 months - Adults	4	138	2.9%	15.6%	16.9%	15.7%
% of FP17s for the same patient ID Re-attending between 3 & 9 months - Children	22	100	22.0%	49.3%	48.9%	58.9%
% of FP17s for the same patient ID Re-attending between 3 & 9 months - Adults	22	138	15.9%	38.6%	38.9%	50.8%
% of FP17s for Band 1 Urgent Courses	24	195	12.3%	10.3%	10.7%	9.1%
% of FP17s Relating to Free Repair or Replacements	1	195	0.5%	0.6%	0.5%	0.8%
% of FP17s Relating to Continuations	1	195	0.5%	0.9%	0.7%	0.9%
% of Patients satisfied with the dentistry they have received	0	0	N/A	90.5%	89.1%	92.5%
% of Patients satisfied with the time they had to wait for an appointment	0	0	N/A	86.3%	83.1%	87.0%

* This is based on patients treated on this contract for their most recent course of treatment. Figures in italics indicate the base number of FP17s or Patient Questionnaire responses are less than 100. N/A is shown where the base number of responses is less than 10 during the period. % is calculated as Quantity/Base number*100

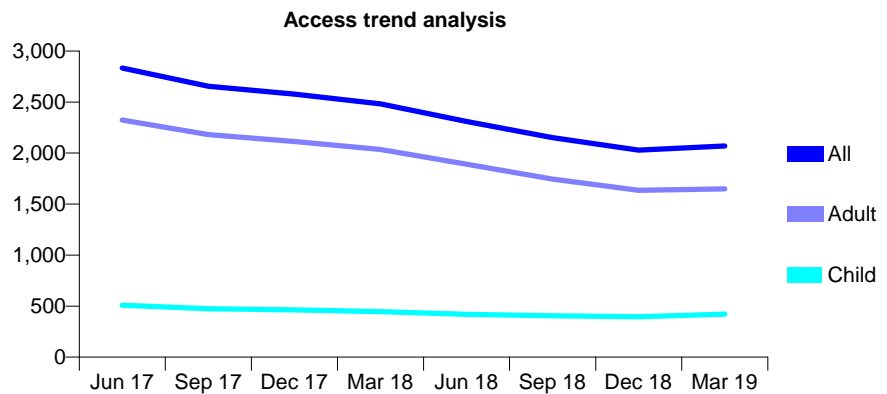
Q63 - Vital Signs At a Glance Contract Report for 129682/0001 - March 2019

Name or company name	Jazz Dental Practice
Contract type name	GDS Contract
Purpose of contract	General
Contract start date	30/05/2014
Contract end date	

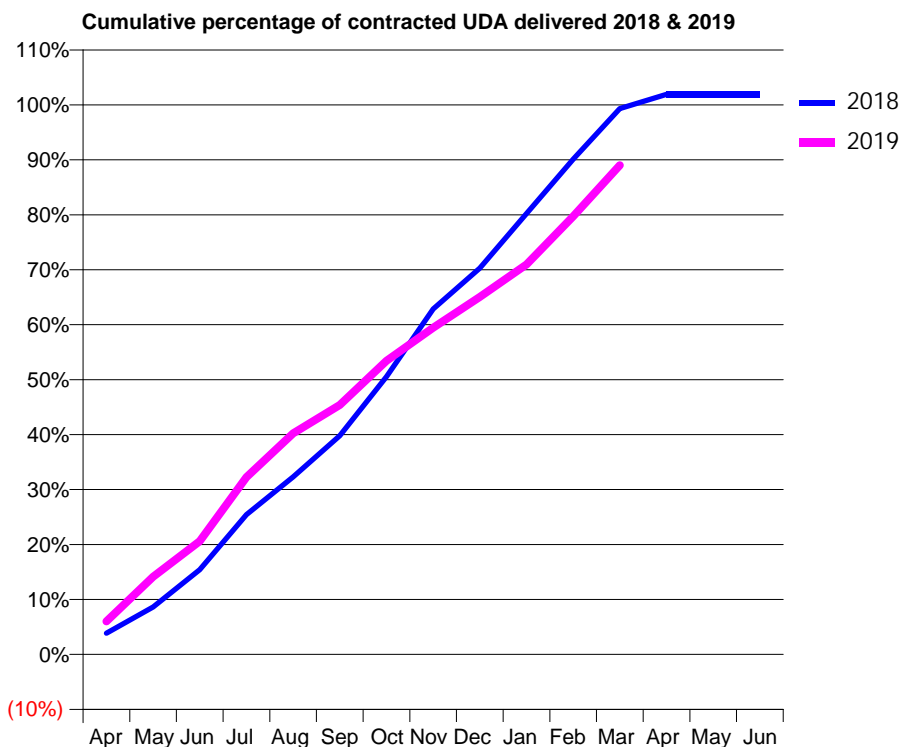
18/19 Contracted general activity (UDA)	9,543
Carry forward general activity (UDA)	-183
18/19 Contracted orthodontic activity (UOA)	0
Carry forward orthodontic activity (UOA)	0
Baseline contract value	£241,960.87

ACCESS*

Patients seen in 24 months	Total	Change since previous quarter
Quarter ending March 2018	2,482	
Quarter ending June 2018	2,311	↓
Quarter ending September 2018	2,151	↓
Quarter ending December 2018	2,029	↓
Quarter ending March 2019	2,070	↑
Variance since March 2018	(16.6%)	↓



ACTIVITY



Month	2018	2019
April	369	575
May	822	1,348
June	1,473	1,966
July	2,427	3,078
August	3,083	3,838
September	3,798	4,332
October	4,823	5,098
November	5,998	5,672
December	6,708	6,209
January	7,656	6,770
February	8,600	7,609
March	9,477	8,493
April	9,726	
May	9,726	
June	9,726	

QUALITY

	Quantity	Base Number	Contract	AT	Region	England
% of FP17s for the same patient ID Re-attending within 3 months - Children	60	507	11.8%	10.3%	11.9%	11.8%
% of FP17s for the same patient ID Re-attending within 3 months - Adults	322	1,829	17.6%	15.6%	16.9%	15.7%
% of FP17s for the same patient ID Re-attending between 3 & 9 months - Children	188	507	37.1%	49.3%	48.9%	58.9%
% of FP17s for the same patient ID Re-attending between 3 & 9 months - Adults	613	1,829	33.5%	38.6%	38.9%	50.8%
% of FP17s for Band 1 Urgent Courses	466	2,277	20.5%	10.3%	10.7%	9.1%
% of FP17s Relating to Free Repair or Replacements	3	2,277	0.1%	0.6%	0.5%	0.8%
% of FP17s Relating to Continuations	28	2,277	1.2%	0.9%	0.7%	0.9%
% of Patients satisfied with the dentistry they have received	0	0	N/A	90.5%	89.1%	92.5%
% of Patients satisfied with the time they had to wait for an appointment	0	0	N/A	86.3%	83.1%	87.0%

* This is based on patients treated on this contract for their most recent course of treatment. Figures in italics indicate the base number of FP17s or Patient Questionnaire responses are less than 100. N/A is shown where the base number of responses is less than 10 during the period. % is calculated as Quantity/Base number*100

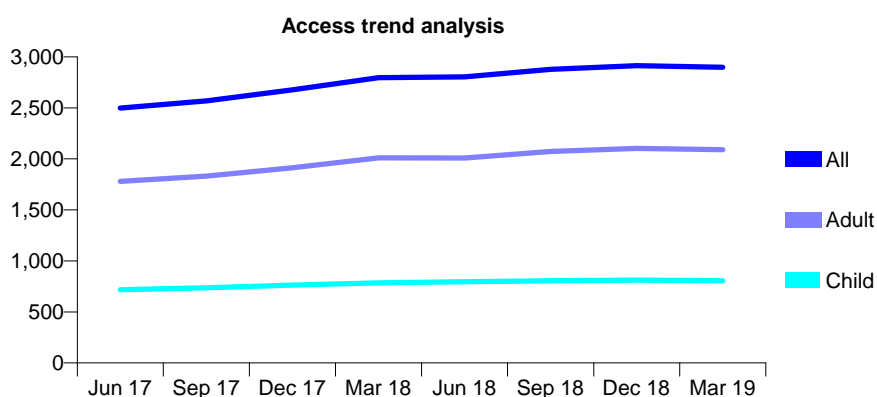
Q63 - Vital Signs At a Glance Contract Report for 130214/0001 - March 2019

Name or company name	Crofton Park Dental Practice Ltd
Contract type name	GDS Contract
Purpose of contract	General
Contract start date	01/04/2013
Contract end date	

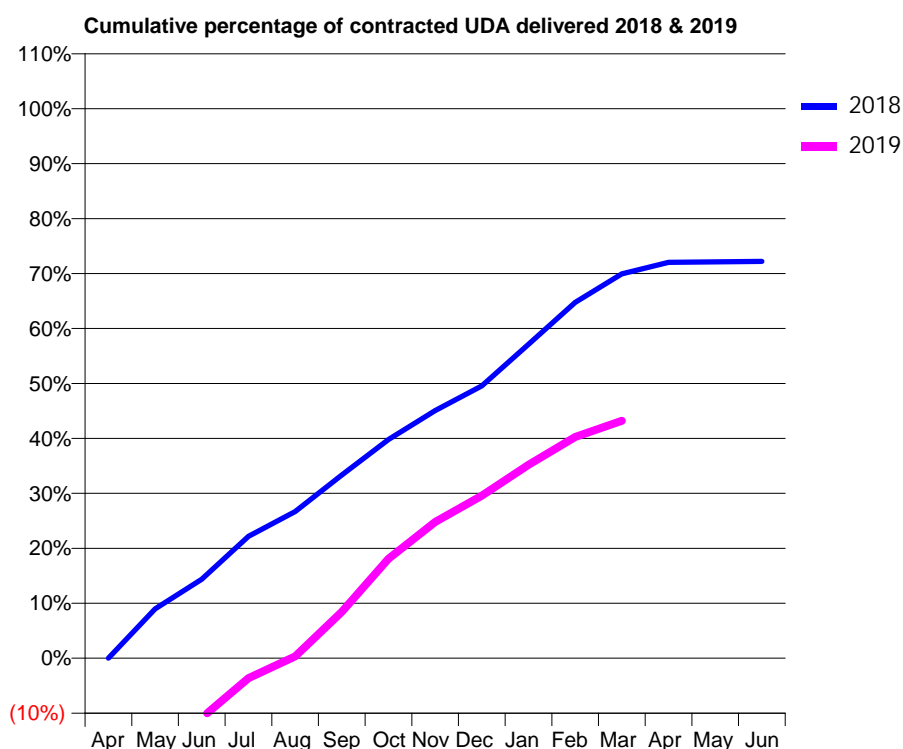
18/19 Contracted general activity (UDA)	10,330
Carry forward general activity (UDA)	2,870
18/19 Contracted orthodontic activity (UOA)	0
Carry forward orthodontic activity (UOA)	0
Baseline contract value	£268,306.29

ACCESS*

Patients seen in 24 months	Total	Change since previous quarter
Quarter ending March 2018	2,795	
Quarter ending June 2018	2,805	→
Quarter ending September 2018	2,878	↑
Quarter ending December 2018	2,915	→
Quarter ending March 2019	2,897	→
Variance since March 2018	3.6%	↑



ACTIVITY



Month	Adjusted Scheduled Activity (UDA)	
	2018	2019
April	0	-2,396
May	929	-1,811
June	1,485	-1,123
July	2,291	-377
August	2,759	36
September	3,443	872
October	4,113	1,868
November	4,656	2,561
December	5,121	3,054
January	5,900	3,635
February	6,689	4,161
March	7,227	4,463
April	7,442	
May	7,453	
June	7,460	

QUALITY

	Quantity	Base Number	Contract	AT	Region	England
% of FP17s for the same patient ID Re-attending within 3 months - Children	70	1,000	7.0%	10.3%	11.9%	11.8%
% of FP17s for the same patient ID Re-attending within 3 months - Adults	503	2,600	19.3%	15.6%	16.9%	15.7%
% of FP17s for the same patient ID Re-attending between 3 & 9 months - Children	521	1,000	52.1%	49.3%	48.9%	58.9%
% of FP17s for the same patient ID Re-attending between 3 & 9 months - Adults	1,040	2,600	40.0%	38.6%	38.9%	50.8%
% of FP17s for Band 1 Urgent Courses	443	3,463	12.8%	10.3%	10.7%	9.1%
% of FP17s Relating to Free Repair or Replacements	16	3,463	0.5%	0.6%	0.5%	0.8%
% of FP17s Relating to Continuations	18	3,463	0.5%	0.9%	0.7%	0.9%
% of Patients satisfied with the dentistry they have received	0	0	N/A	90.5%	89.1%	92.5%
% of Patients satisfied with the time they had to wait for an appointment	0	0	N/A	86.3%	83.1%	87.0%

* This is based on patients treated on this contract for their most recent course of treatment.

Figures in italics indicate the base number of FP17s or Patient Questionnaire responses are less than 100. N/A is shown where the base number of responses is less than 10 during the period. % is calculated as Quantity/Base number*100

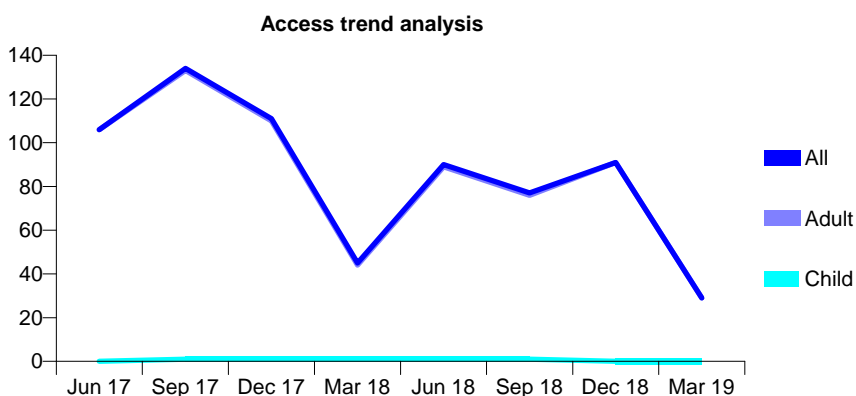
Q63 - Vital Signs At a Glance Contract Report for 130214/0002 - March 2019

Name or company name	Crofton Park Dental Practice Ltd
Contract type name	PDS Contract
Purpose of contract	General
Contract start date	01/04/2013
Contract end date	31/03/2020

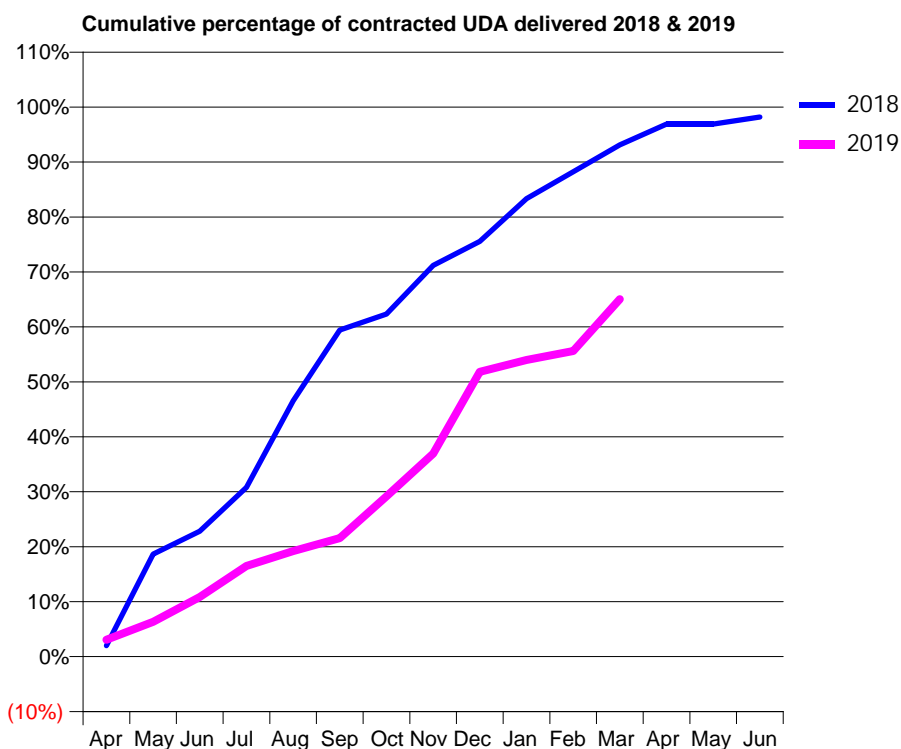
18/19 Contracted general activity (UDA)	552
Carry forward general activity (UDA)	0
18/19 Contracted orthodontic activity (UOA)	0
Carry forward orthodontic activity (UOA)	0
Baseline contract value	£101,685.60

ACCESS*

Patients seen in 24 months	Total	Change since previous quarter
Quarter ending March 2018	45	
Quarter ending June 2018	90	↑
Quarter ending September 2018	77	↓
Quarter ending December 2018	91	↑
Quarter ending March 2019	29	↓
Variance since March 2018	(35.6%)	↓



ACTIVITY



Month	Adjusted Scheduled Activity (UDA)	
	2018	2019
April	11	17
May	103	35
June	126	60
July	170	91
August	257	106
September	328	119
October	344	161
November	393	204
December	417	286
January	460	298
February	487	307
March	514	359
April	535	
May	535	
June	542	

QUALITY

	Quantity	Base Number	Contract	AT	Region	England
% of FP17s for the same patient ID Re-attending within 3 months - Children	0	0	N/A	10.3%	11.9%	11.8%
% of FP17s for the same patient ID Re-attending within 3 months - Adults	1	155	0.6%	15.6%	16.9%	15.7%
% of FP17s for the same patient ID Re-attending between 3 & 9 months - Children	0	0	N/A	49.3%	48.9%	58.9%
% of FP17s for the same patient ID Re-attending between 3 & 9 months - Adults	0	155	0.0%	38.6%	38.9%	50.8%
% of FP17s for Band 1 Urgent Courses	0	141	0.0%	10.3%	10.7%	9.1%
% of FP17s Relating to Free Repair or Replacements	0	141	0.0%	0.6%	0.5%	0.8%
% of FP17s Relating to Continuations	0	141	0.0%	0.9%	0.7%	0.9%
% of Patients satisfied with the dentistry they have received	0	0	N/A	90.5%	89.1%	92.5%
% of Patients satisfied with the time they had to wait for an appointment	0	0	N/A	86.3%	83.1%	87.0%

* This is based on patients treated on this contract for their most recent course of treatment. Figures in italics indicate the base number of FP17s or Patient Questionnaire responses are less than 100. N/A is shown where the base number of responses is less than 10 during the period. % is calculated as Quantity/Base number*100

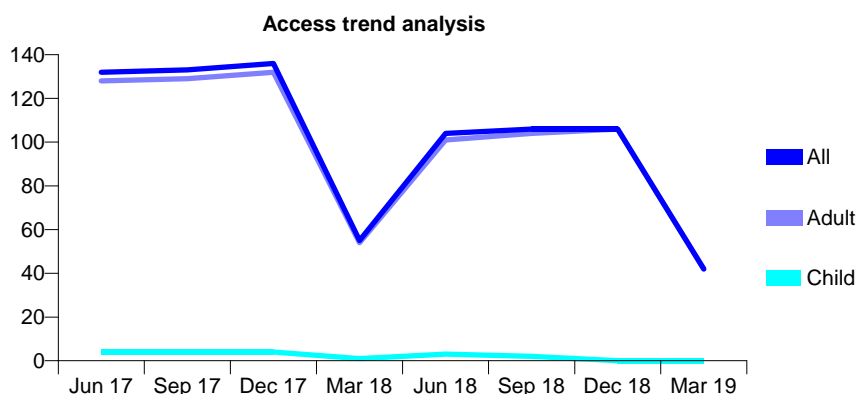
Q63 - Vital Signs At a Glance Contract Report for 130214/0003 - March 2019

Name or company name	Crofton Park Dental Practice Ltd
Contract type name	PDS Contract
Purpose of contract	General
Contract start date	01/04/2013
Contract end date	31/03/2019

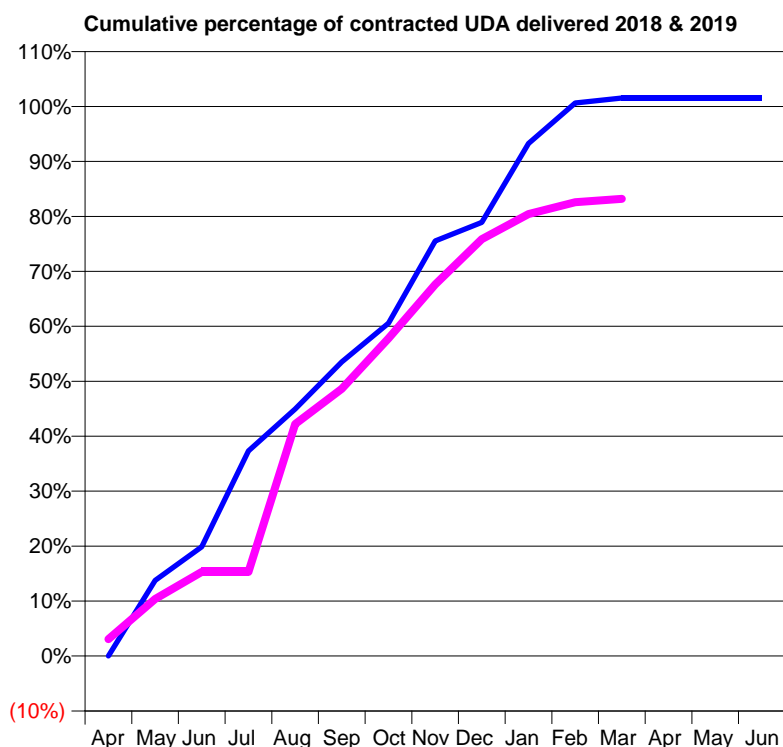
18/19 Contracted general activity (UDA)	327
Carry forward general activity (UDA)	0
18/19 Contracted orthodontic activity (UOA)	0
Carry forward orthodontic activity (UOA)	0
Baseline contract value	£64,918.98

ACCESS*

Patients seen in 24 months	Total	Change since previous quarter
Quarter ending March 2018	55	
Quarter ending June 2018	104	↑
Quarter ending September 2018	106	→
Quarter ending December 2018	106	→
Quarter ending March 2019	42	↓
Variance since March 2018	(23.6%)	↓



ACTIVITY



Month	Adjusted Scheduled Activity (UDA)	
	2018	2019
April	0	10
May	45	34
June	65	50
July	122	50
August	147	138
September	175	159
October	198	189
November	247	221
December	258	248
January	305	263
February	329	270
March	332	272
April	332	
May	332	
June	332	

QUALITY

	Quantity	Base Number	Contract	AT	Region	England
% of FP17s for the same patient ID Re-attending within 3 months - Children	0	0	N/A	10.3%	11.9%	11.8%
% of FP17s for the same patient ID Re-attending within 3 months - Adults	0	108	0.0%	15.6%	16.9%	15.7%
% of FP17s for the same patient ID Re-attending between 3 & 9 months - Children	0	0	N/A	49.3%	48.9%	58.9%
% of FP17s for the same patient ID Re-attending between 3 & 9 months - Adults	0	108	0.0%	38.6%	38.9%	50.8%
% of FP17s for Band 1 Urgent Courses	0	108	0.0%	10.3%	10.7%	9.1%
% of FP17s Relating to Free Repair or Replacements	0	108	0.0%	0.6%	0.5%	0.8%
% of FP17s Relating to Continuations	0	108	0.0%	0.9%	0.7%	0.9%
% of Patients satisfied with the dentistry they have received	0	0	N/A	90.5%	89.1%	92.5%
% of Patients satisfied with the time they had to wait for an appointment	0	0	N/A	86.3%	83.1%	87.0%

* This is based on patients treated on this contract for their most recent course of treatment. Figures in italics indicate the base number of FP17s or Patient Questionnaire responses are less than 100. N/A is shown where the base number of responses is less than 10 during the period. % is calculated as Quantity/Base number*100

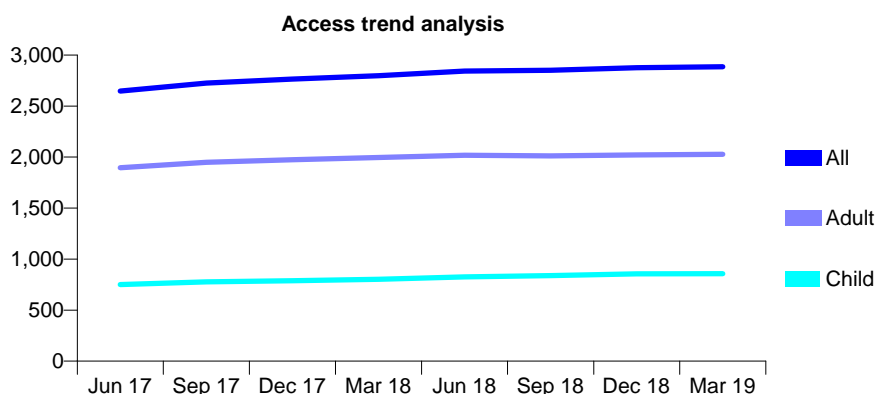
Q63 - Vital Signs At a Glance Contract Report for 131490/0001 - March 2019

Name or company name	Gracefield Dental Practice
Contract type name	GDS Contract
Purpose of contract	General
Contract start date	01/04/2012
Contract end date	

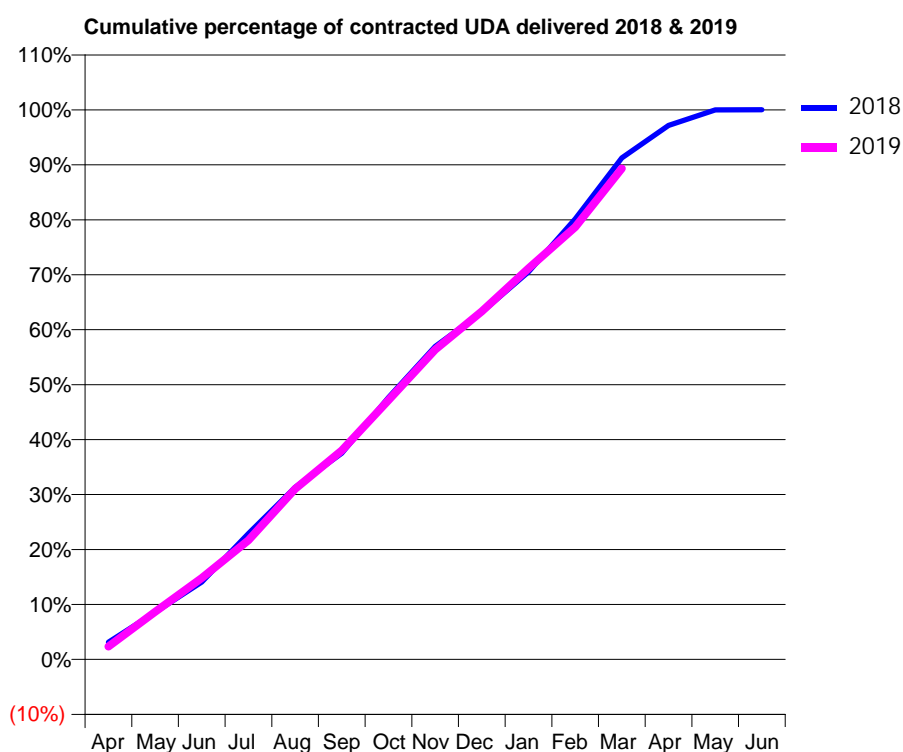
18/19 Contracted general activity (UDA)	7,491
Carry forward general activity (UDA)	-2
18/19 Contracted orthodontic activity (UOA)	0
Carry forward orthodontic activity (UOA)	0
Baseline contract value	£216,026.43

ACCESS*

Patients seen in 24 months	Total	Change since previous quarter
Quarter ending March 2018	2,798	
Quarter ending June 2018	2,843	→
Quarter ending September 2018	2,851	→
Quarter ending December 2018	2,876	→
Quarter ending March 2019	2,885	→
Variance since March 2018	3.1%	↑



ACTIVITY



Month	Adjusted Scheduled Activity (UDA)	
	2018	2019
April	236	176
May	642	649
June	1,055	1,110
July	1,715	1,625
August	2,347	2,324
September	2,812	2,847
October	3,571	3,533
November	4,266	4,223
December	4,732	4,744
January	5,284	5,332
February	6,005	5,894
March	6,836	6,693
April	7,278	
May	7,491	
June	7,493	

QUALITY

	Quantity	Base Number	Contract	AT	Region	England
% of FP17s for the same patient ID Re-attending within 3 months - Children	93	981	9.5%	10.3%	11.9%	11.8%
% of FP17s for the same patient ID Re-attending within 3 months - Adults	323	2,101	15.4%	15.6%	16.9%	15.7%
% of FP17s for the same patient ID Re-attending between 3 & 9 months - Children	390	981	39.8%	49.3%	48.9%	58.9%
% of FP17s for the same patient ID Re-attending between 3 & 9 months - Adults	710	2,101	33.8%	38.6%	38.9%	50.8%
% of FP17s for Band 1 Urgent Courses	339	2,884	11.8%	10.3%	10.7%	9.1%
% of FP17s Relating to Free Repair or Replacements	11	2,884	0.4%	0.6%	0.5%	0.8%
% of FP17s Relating to Continuations	35	2,884	1.2%	0.9%	0.7%	0.9%
% of Patients satisfied with the dentistry they have received	0	0	N/A	90.5%	89.1%	92.5%
% of Patients satisfied with the time they had to wait for an appointment	0	0	N/A	86.3%	83.1%	87.0%

* This is based on patients treated on this contract for their most recent course of treatment. Figures in italics indicate the base number of FP17s or Patient Questionnaire responses are less than 100. N/A is shown where the base number of responses is less than 10 during the period. % is calculated as Quantity/Base number*100

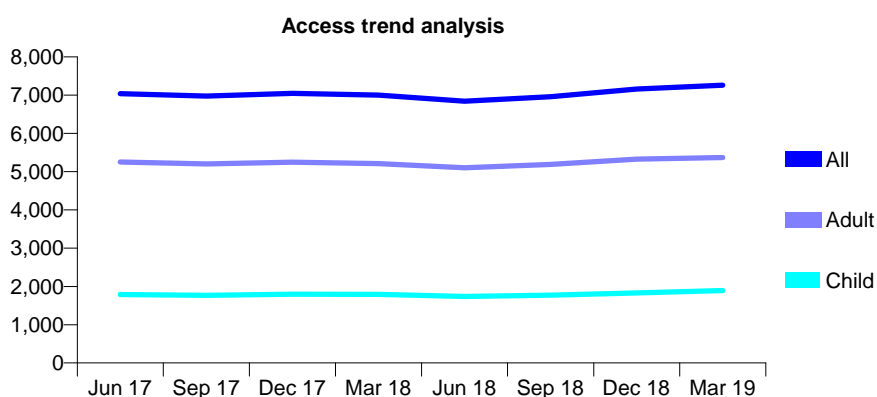
Q63 - Vital Signs At a Glance Contract Report for 132861/0001 - March 2019

Name or company name	London Road Dental Centre
Contract type name	GDS Contract
Purpose of contract	General
Contract start date	01/04/2006
Contract end date	

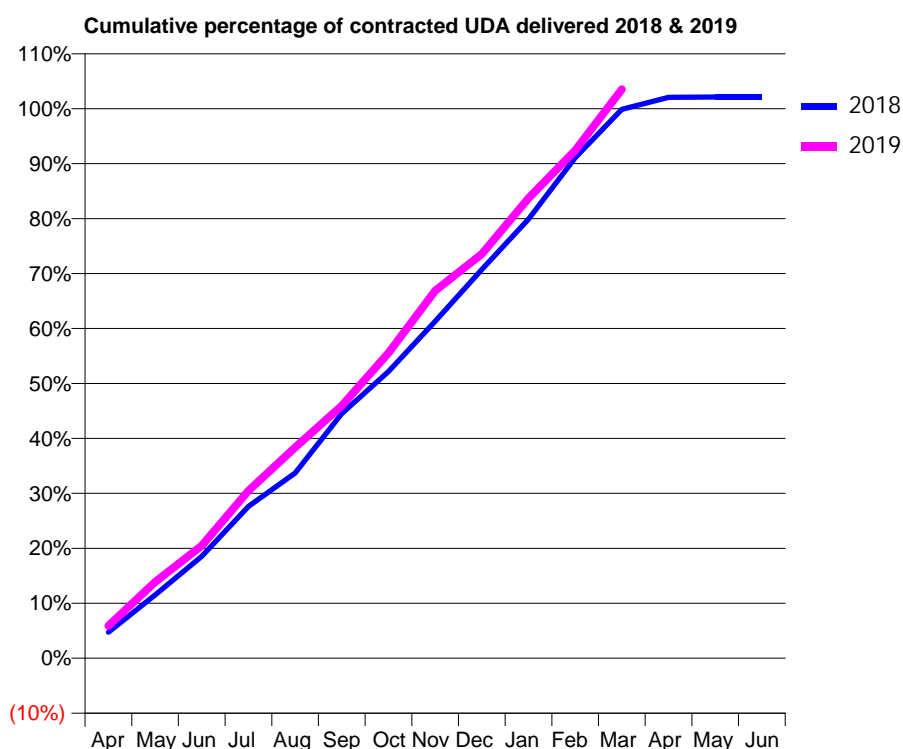
18/19 Contracted general activity (UDA)	24,885
Carry forward general activity (UDA)	-498
18/19 Contracted orthodontic activity (UOA)	0
Carry forward orthodontic activity (UOA)	0
Baseline contract value	£687,112.93

ACCESS*

Patients seen in 24 months	Total	Change since previous quarter
Quarter ending March 2018	7,000	
Quarter ending June 2018	6,840	↓
Quarter ending September 2018	6,960	→
Quarter ending December 2018	7,157	↑
Quarter ending March 2019	7,261	→
Variance since March 2018	3.7%	↑



ACTIVITY



Month	Adjusted Scheduled Activity (UDA)	
	2018	2019
April	1,182	1,472
May	2,868	3,449
June	4,616	5,097
July	6,874	7,580
August	8,389	9,548
September	11,079	11,435
October	12,980	13,828
November	15,259	16,645
December	17,603	18,300
January	19,883	20,831
February	22,666	22,997
March	24,852	25,762
April	25,399	
May	25,409	
June	25,410	

QUALITY

	Quantity	Base Number	Contract	AT	Region	England
% of FP17s for the same patient ID Re-attending within 3 months - Children	216	2,110	10.2%	10.3%	11.9%	11.8%
% of FP17s for the same patient ID Re-attending within 3 months - Adults	998	5,481	18.2%	15.6%	16.9%	15.7%
% of FP17s for the same patient ID Re-attending between 3 & 9 months - Children	645	2,110	30.6%	49.3%	48.9%	58.9%
% of FP17s for the same patient ID Re-attending between 3 & 9 months - Adults	1,324	5,481	24.2%	38.6%	38.9%	50.8%
% of FP17s for Band 1 Urgent Courses	1,205	7,429	16.2%	10.3%	10.7%	9.1%
% of FP17s Relating to Free Repair or Replacements	10	7,429	0.1%	0.6%	0.5%	0.8%
% of FP17s Relating to Continuations	60	7,429	0.8%	0.9%	0.7%	0.9%
% of Patients satisfied with the dentistry they have received	0	0	N/A	90.5%	89.1%	92.5%
% of Patients satisfied with the time they had to wait for an appointment	0	0	N/A	86.3%	83.1%	87.0%

* This is based on patients treated on this contract for their most recent course of treatment.

Figures in italics indicate the base number of FP17s or Patient Questionnaire responses are less than 100. N/A is shown where the base number of responses is less than 10 during the period. % is calculated as Quantity/Base number*100

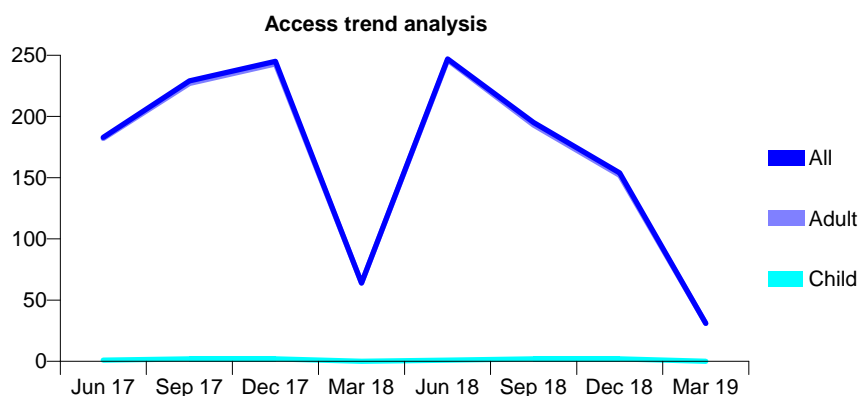
Q63 - Vital Signs At a Glance Contract Report for 133167/0002 - March 2019

Name or company name	Nitin Nagpaul and Hayley Seresht
Contract type name	PDS Contract
Purpose of contract	General
Contract start date	01/09/2010
Contract end date	30/06/2018

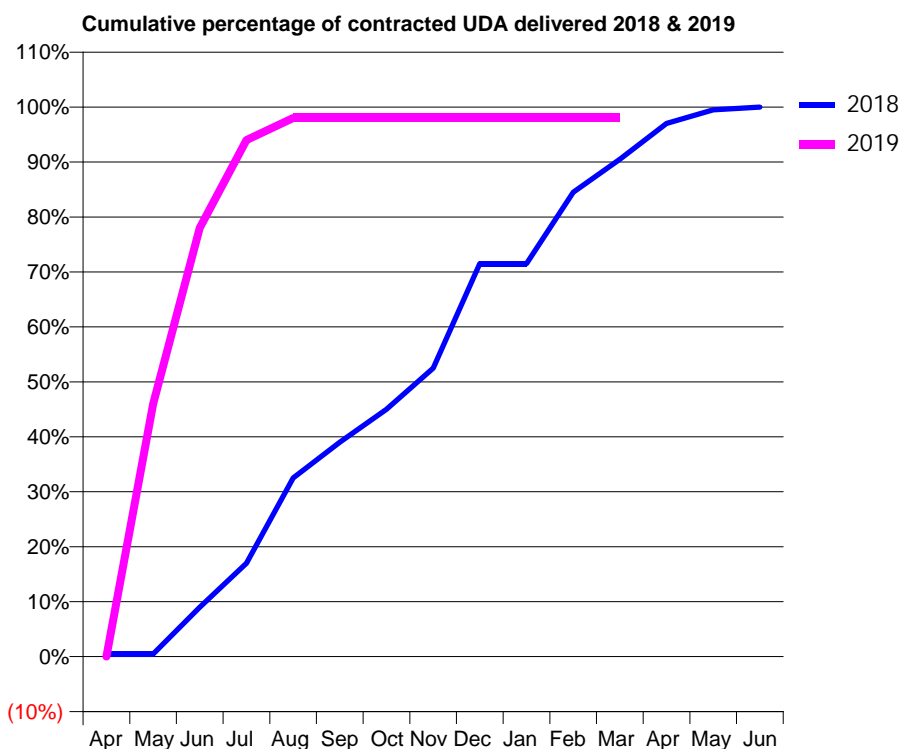
18/19 Contracted general activity (UDA)	150
Carry forward general activity (UDA)	0
18/19 Contracted orthodontic activity (UOA)	0
Carry forward orthodontic activity (UOA)	0
Baseline contract value	£7,515.08

ACCESS*

Patients seen in 24 months	Total	Change since previous quarter
Quarter ending March 2018	64	
Quarter ending June 2018	247	↑
Quarter ending September 2018	195	↓
Quarter ending December 2018	154	↓
Quarter ending March 2019	31	↓
Variance since March 2018	(51.6%)	↓



ACTIVITY



Month	Adjusted Scheduled Activity (UDA)	
	2018	2019
April	3	0
May	3	69
June	54	117
July	102	141
August	195	147
September	234	147
October	270	147
November	315	147
December	429	147
January	429	147
February	507	147
March	543	147
April	582	
May	597	
June	600	

QUALITY

	Quantity	Base Number	Contract	AT	Region	England
% of FP17s for the same patient ID Re-attending within 3 months - Children	0	2	0.0%	10.3%	11.9%	11.8%
% of FP17s for the same patient ID Re-attending within 3 months - Adults	0	66	0.0%	15.6%	16.9%	15.7%
% of FP17s for the same patient ID Re-attending between 3 & 9 months - Children	0	2	0.0%	49.3%	48.9%	58.9%
% of FP17s for the same patient ID Re-attending between 3 & 9 months - Adults	0	66	0.0%	38.6%	38.9%	50.8%
% of FP17s for Band 1 Urgent Courses	0	49	0.0%	10.3%	10.7%	9.1%
% of FP17s Relating to Free Repair or Replacements	0	49	0.0%	0.6%	0.5%	0.8%
% of FP17s Relating to Continuations	0	49	0.0%	0.9%	0.7%	0.9%
% of Patients satisfied with the dentistry they have received	0	0	N/A	90.5%	89.1%	92.5%
% of Patients satisfied with the time they had to wait for an appointment	0	0	N/A	86.3%	83.1%	87.0%

* This is based on patients treated on this contract for their most recent course of treatment. Figures in italics indicate the base number of FP17s or Patient Questionnaire responses are less than 100. N/A is shown where the base number of responses is less than 10 during the period. % is calculated as Quantity/Base number*100

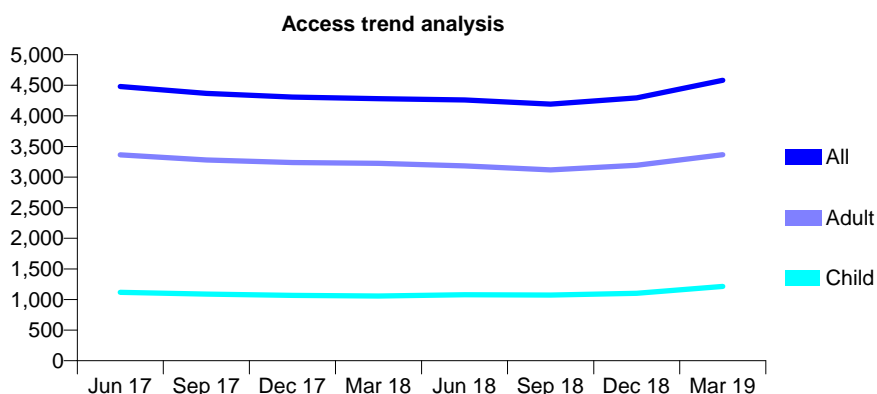
Q63 - Vital Signs At a Glance Contract Report for 134791/0002 - March 2019

Name or company name	The Beulah Hill Dental Centre
Contract type name	GDS Contract
Purpose of contract	General
Contract start date	01/04/2006
Contract end date	

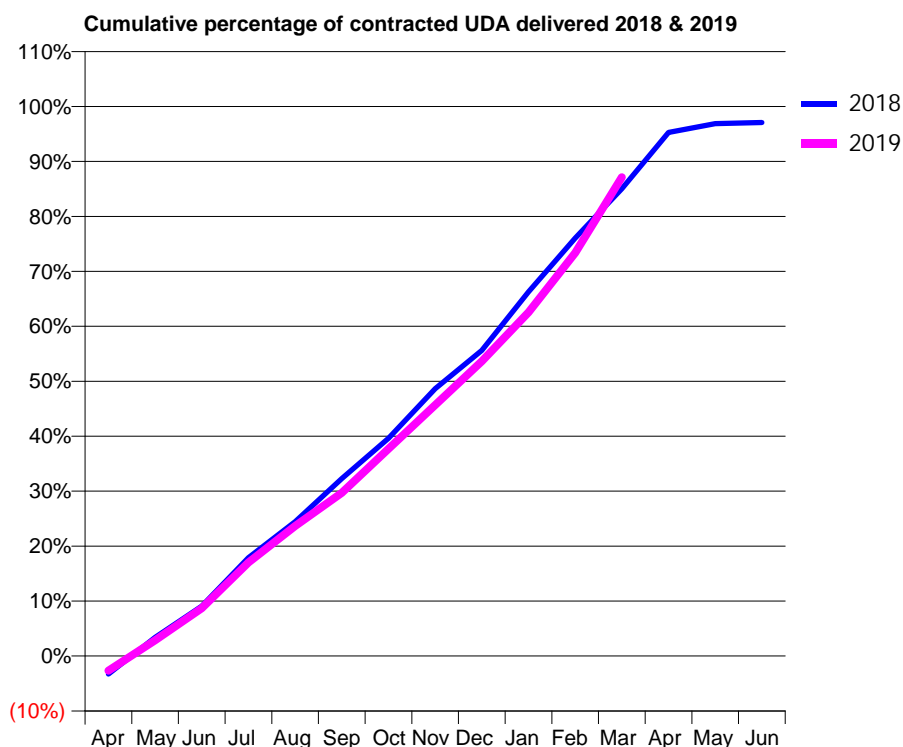
18/19 Contracted general activity (UDA)	16,990
Carry forward general activity (UDA)	497
18/19 Contracted orthodontic activity (UOA)	0
Carry forward orthodontic activity (UOA)	0
Baseline contract value	£421,865.83

ACCESS*

Patients seen in 24 months	Total	Change since previous quarter
Quarter ending March 2018	4,283	
Quarter ending June 2018	4,260	→
Quarter ending September 2018	4,192	↓
Quarter ending December 2018	4,294	↑
Quarter ending March 2019	4,582	↑
Variance since March 2018	7.0%	↑



ACTIVITY



Month	Adjusted Scheduled Activity (UDA)	
	2018	2019
April	-557	-454
May	580	490
June	1,543	1,478
July	3,042	2,892
August	4,156	4,022
September	5,486	5,044
October	6,730	6,405
November	8,263	7,760
December	9,446	9,110
January	11,259	10,626
February	12,924	12,464
March	14,447	14,797
April	16,187	
May	16,463	
June	16,493	

QUALITY

	Quantity	Base Number	Contract	AT	Region	England
% of FP17s for the same patient ID Re-attending within 3 months - Children	111	1,546	7.2%	10.3%	11.9%	11.8%
% of FP17s for the same patient ID Re-attending within 3 months - Adults	782	4,922	15.9%	15.6%	16.9%	15.7%
% of FP17s for the same patient ID Re-attending between 3 & 9 months - Children	733	1,546	47.4%	49.3%	48.9%	58.9%
% of FP17s for the same patient ID Re-attending between 3 & 9 months - Adults	2,701	4,922	54.9%	38.6%	38.9%	50.8%
% of FP17s for Band 1 Urgent Courses	466	5,864	7.9%	10.3%	10.7%	9.1%
% of FP17s Relating to Free Repair or Replacements	97	5,864	1.7%	0.6%	0.5%	0.8%
% of FP17s Relating to Continuations	96	5,864	1.6%	0.9%	0.7%	0.9%
% of Patients satisfied with the dentistry they have received	3	4	N/A	90.5%	89.1%	92.5%
% of Patients satisfied with the time they had to wait for an appointment	4	4	N/A	86.3%	83.1%	87.0%

* This is based on patients treated on this contract for their most recent course of treatment. Figures in italics indicate the base number of FP17s or Patient Questionnaire responses are less than 100. N/A is shown where the base number of responses is less than 10 during the period. % is calculated as Quantity/Base number*100

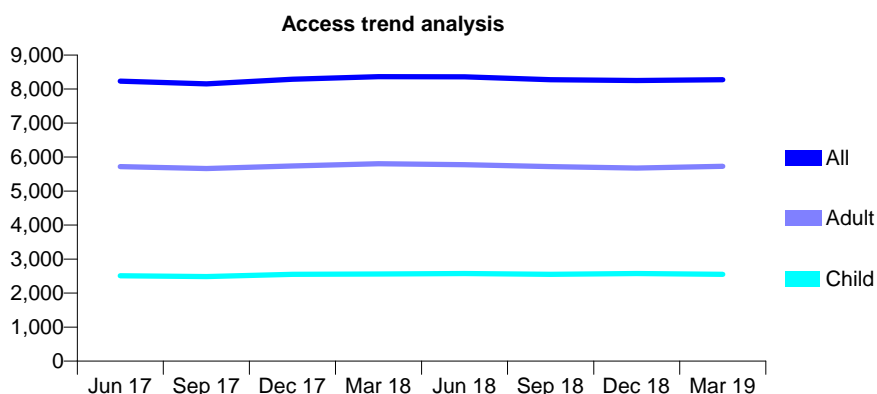
Q63 - Vital Signs At a Glance Contract Report for 135186/0001 - March 2019

Name or company name	Aspire Dental Practice Partnership
Contract type name	GDS Contract
Purpose of contract	General
Contract start date	21/08/2011
Contract end date	

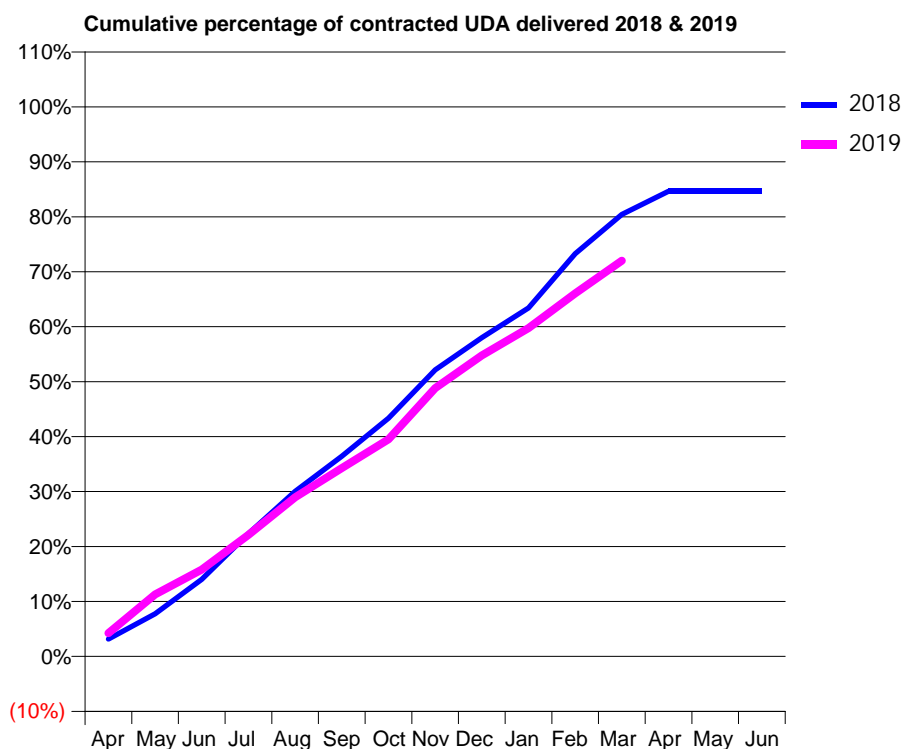
18/19 Contracted general activity (UDA)	25,000
Carry forward general activity (UDA)	0
18/19 Contracted orthodontic activity (UOA)	0
Carry forward orthodontic activity (UOA)	0
Baseline contract value	£642,708.89

ACCESS*

Patients seen in 24 months	Total	Change since previous quarter
Quarter ending March 2018	8,367	
Quarter ending June 2018	8,357	→
Quarter ending September 2018	8,276	→
Quarter ending December 2018	8,251	→
Quarter ending March 2019	8,277	→
Variance since March 2018	(1.1%)	↓



ACTIVITY



Month	Adjusted Scheduled Activity (UDA)	
	2018	2019
April	794	1,057
May	1,942	2,823
June	3,504	3,953
July	5,591	5,529
August	7,511	7,242
September	9,101	8,566
October	10,840	9,881
November	13,036	12,209
December	14,494	13,690
January	15,855	14,935
February	18,319	16,518
March	20,111	18,002
April	21,157	
May	21,157	
June	21,159	

QUALITY

	Quantity	Base Number	Contract	AT	Region	England
% of FP17s for the same patient ID Re-attending within 3 months - Children	223	2,997	7.4%	10.3%	11.9%	11.8%
% of FP17s for the same patient ID Re-attending within 3 months - Adults	907	5,974	15.2%	15.6%	16.9%	15.7%
% of FP17s for the same patient ID Re-attending between 3 & 9 months - Children	1,366	2,997	45.6%	49.3%	48.9%	58.9%
% of FP17s for the same patient ID Re-attending between 3 & 9 months - Adults	2,226	5,974	37.3%	38.6%	38.9%	50.8%
% of FP17s for Band 1 Urgent Courses	1,114	8,568	13.0%	10.3%	10.7%	9.1%
% of FP17s Relating to Free Repair or Replacements	29	8,568	0.3%	0.6%	0.5%	0.8%
% of FP17s Relating to Continuations	108	8,568	1.3%	0.9%	0.7%	0.9%
% of Patients satisfied with the dentistry they have received	1	1	N/A	90.5%	89.1%	92.5%
% of Patients satisfied with the time they had to wait for an appointment	1	1	N/A	86.3%	83.1%	87.0%

* This is based on patients treated on this contract for their most recent course of treatment. Figures in italics indicate the base number of FP17s or Patient Questionnaire responses are less than 100. N/A is shown where the base number of responses is less than 10 during the period. % is calculated as Quantity/Base number*100

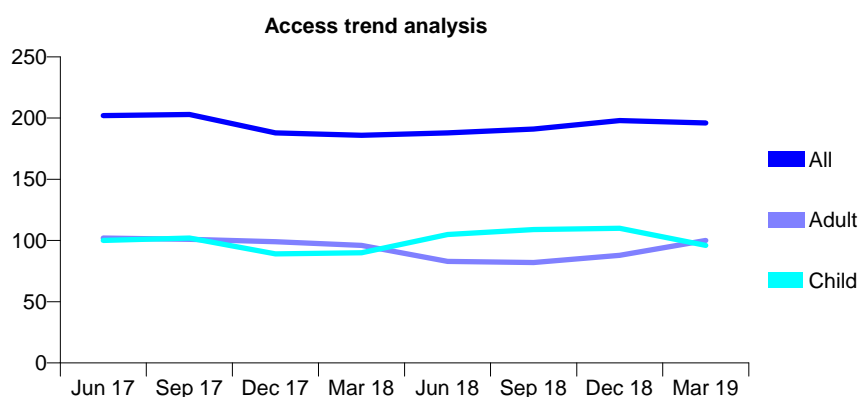
Q63 - Vital Signs At a Glance Contract Report for 135437/0001 - March 2019

Name or company name	Miss N Khoobehi
Contract type name	GDS Contract
Purpose of contract	General
Contract start date	29/06/2012
Contract end date	

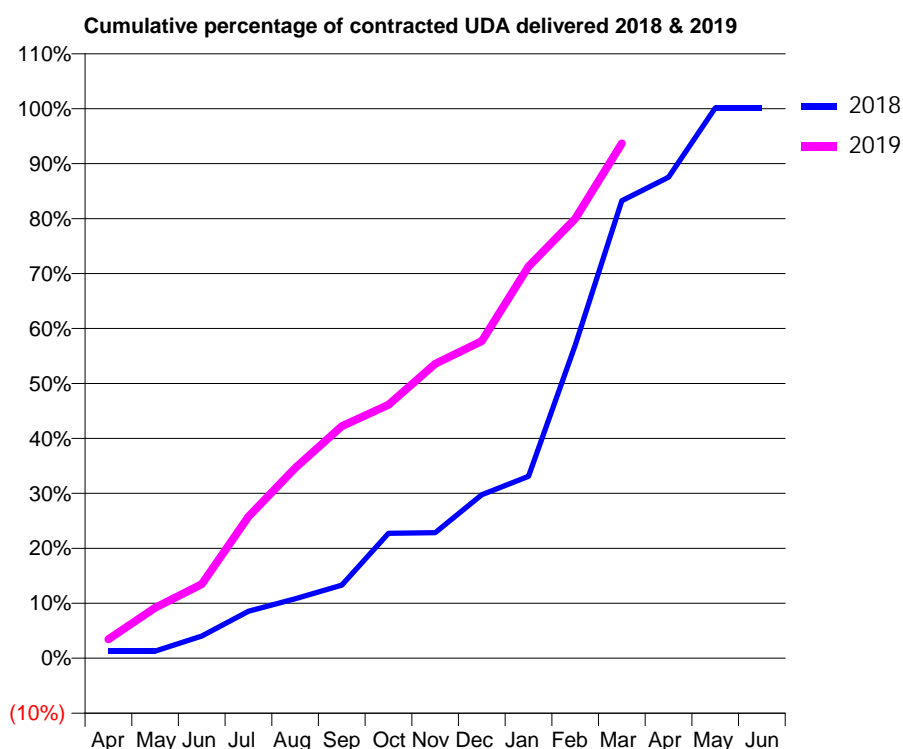
18/19 Contracted general activity (UDA)	844
Carry forward general activity (UDA)	-1
18/19 Contracted orthodontic activity (UOA)	0
Carry forward orthodontic activity (UOA)	0
Baseline contract value	£23,112.56

ACCESS*

Patients seen in 24 months	Total	Change since previous quarter
Quarter ending March 2018	186	
Quarter ending June 2018	188	→
Quarter ending September 2018	191	→
Quarter ending December 2018	198	↑
Quarter ending March 2019	196	↓
Variance since March 2018	5.4%	↑



ACTIVITY



Adjusted Scheduled Activity (UDA)		
Month	2018	2019
April	11	29
May	11	78
June	34	114
July	72	217
August	91	292
September	112	356
October	192	389
November	193	452
December	251	487
January	279	602
February	481	675
March	703	791
April	739	
May	845	
June	845	

QUALITY

	Quantity	Base Number	Contract	AT	Region	England
% of FP17s for the same patient ID Re-attending within 3 months - Children	5	131	3.8%	10.3%	11.9%	11.8%
% of FP17s for the same patient ID Re-attending within 3 months - Adults	11	118	9.3%	15.6%	16.9%	15.7%
% of FP17s for the same patient ID Re-attending between 3 & 9 months - Children	34	131	26.0%	49.3%	48.9%	58.9%
% of FP17s for the same patient ID Re-attending between 3 & 9 months - Adults	26	118	22.0%	38.6%	38.9%	50.8%
% of FP17s for Band 1 Urgent Courses	23	227	10.1%	10.3%	10.7%	9.1%
% of FP17s Relating to Free Repair or Replacements	0	227	0.0%	0.6%	0.5%	0.8%
% of FP17s Relating to Continuations	0	227	0.0%	0.9%	0.7%	0.9%
% of Patients satisfied with the dentistry they have received	0	0	N/A	90.5%	89.1%	92.5%
% of Patients satisfied with the time they had to wait for an appointment	0	0	N/A	86.3%	83.1%	87.0%

* This is based on patients treated on this contract for their most recent course of treatment.

Figures in italics indicate the base number of FP17s or Patient Questionnaire responses are less than 100. N/A is shown where the base number of responses is less than 10 during the period. % is calculated as Quantity/Base number*100

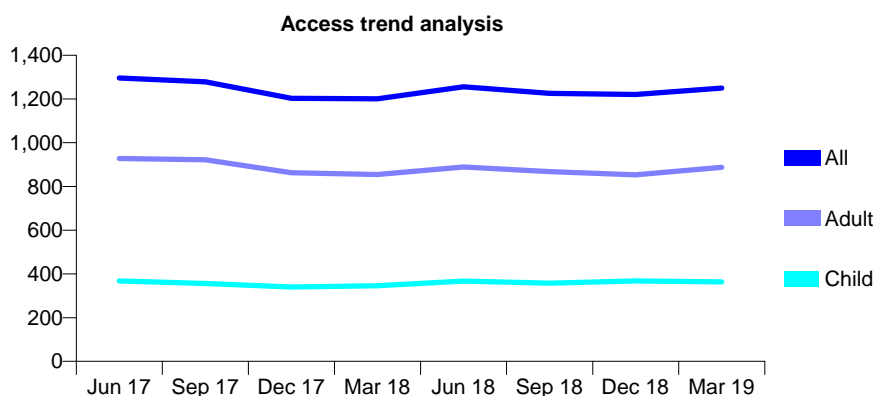
Q63 - Vital Signs At a Glance Contract Report for 136638/0001 - March 2019

Name or company name	Orchard Dental Centre
Contract type name	GDS Contract
Purpose of contract	General
Contract start date	14/06/2010
Contract end date	

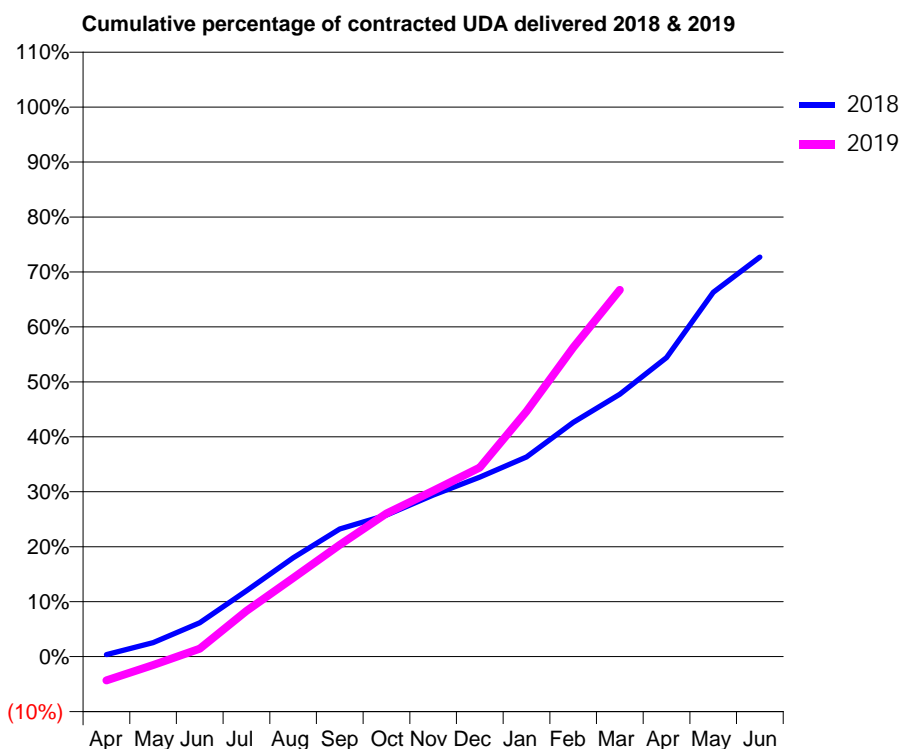
18/19 Contracted general activity (UDA)	5,908
Carry forward general activity (UDA)	265
18/19 Contracted orthodontic activity (UOA)	0
Carry forward orthodontic activity (UOA)	0
Baseline contract value	£161,527.62

ACCESS*

Patients seen in 24 months	Total	Change since previous quarter
Quarter ending March 2018	1,201	
Quarter ending June 2018	1,256	↑
Quarter ending September 2018	1,226	↓
Quarter ending December 2018	1,221	→
Quarter ending March 2019	1,250	↑
Variance since March 2018	4.1%	↑



ACTIVITY



Month	Adjusted Scheduled Activity (UDA)	
	2018	2019
April	23	-257
May	151	-90
June	365	86
July	709	492
August	1,063	846
September	1,373	1,202
October	1,522	1,540
November	1,737	1,784
December	1,928	2,034
January	2,147	2,637
February	2,518	3,322
March	2,821	3,942
April	3,215	
May	3,918	
June	4,296	

QUALITY

	Quantity	Base Number	Contract	AT	Region	England
% of FP17s for the same patient ID Re-attending within 3 months - Children	108	621	17.4%	10.3%	11.9%	11.8%
% of FP17s for the same patient ID Re-attending within 3 months - Adults	346	1,365	25.3%	15.6%	16.9%	15.7%
% of FP17s for the same patient ID Re-attending between 3 & 9 months - Children	243	621	39.1%	49.3%	48.9%	58.9%
% of FP17s for the same patient ID Re-attending between 3 & 9 months - Adults	474	1,365	34.7%	38.6%	38.9%	50.8%
% of FP17s for Band 1 Urgent Courses	373	1,521	24.5%	10.3%	10.7%	9.1%
% of FP17s Relating to Free Repair or Replacements	6	1,521	0.4%	0.6%	0.5%	0.8%
% of FP17s Relating to Continuations	3	1,521	0.2%	0.9%	0.7%	0.9%
% of Patients satisfied with the dentistry they have received	0	0	N/A	90.5%	89.1%	92.5%
% of Patients satisfied with the time they had to wait for an appointment	0	0	N/A	86.3%	83.1%	87.0%

* This is based on patients treated on this contract for their most recent course of treatment. Figures in italics indicate the base number of FP17s or Patient Questionnaire responses are less than 100. N/A is shown where the base number of responses is less than 10 during the period. % is calculated as Quantity/Base number*100

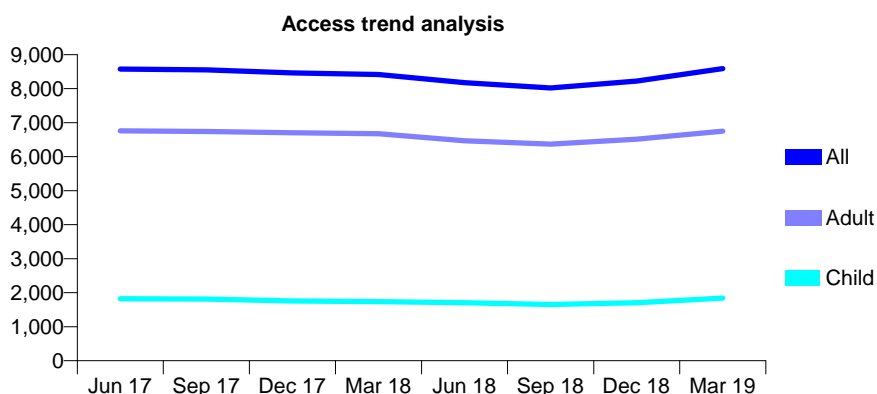
Q63 - Vital Signs At a Glance Contract Report for 136816/0001 - March 2019

Name or company name	Harpinder Singh Dhamu and Geo Vellappar
Contract type name	GDS Contract
Purpose of contract	General
Contract start date	01/04/2011
Contract end date	

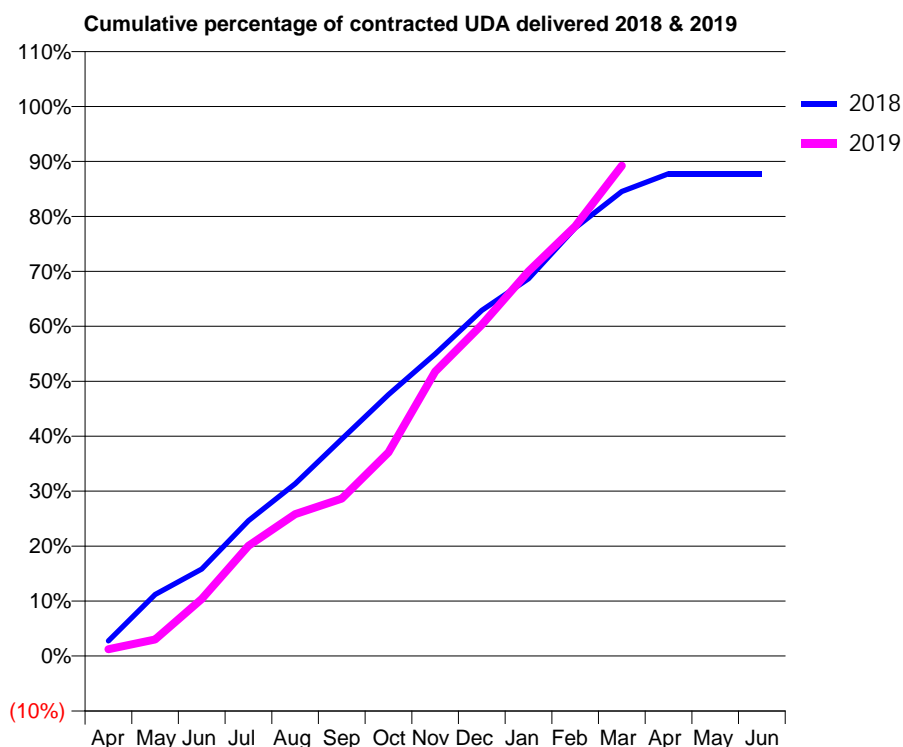
18/19 Contracted general activity (UDA)	27,426
Carry forward general activity (UDA)	0
18/19 Contracted orthodontic activity (UOA)	0
Carry forward orthodontic activity (UOA)	0
Baseline contract value	£762,443.10

ACCESS*

Patients seen in 24 months	Total	Change since previous quarter
Quarter ending March 2018	8,416	
Quarter ending June 2018	8,178	↓
Quarter ending September 2018	8,023	↓
Quarter ending December 2018	8,221	↑
Quarter ending March 2019	8,591	↑
Variance since March 2018	2.1%	↑



ACTIVITY



Month	Adjusted Scheduled Activity (UDA)	
	2018	2019
April	800	346
May	3,249	829
June	4,590	2,847
July	7,139	5,500
August	9,097	7,078
September	11,447	7,856
October	13,796	10,166
November	15,944	14,201
December	18,235	16,530
January	19,915	19,196
February	22,591	21,446
March	24,517	24,468
April	25,447	
May	25,447	
June	25,447	

QUALITY

	Quantity	Base Number	Contract	AT	Region	England
% of FP17s for the same patient ID Re-attending within 3 months - Children	215	2,462	8.7%	10.3%	11.9%	11.8%
% of FP17s for the same patient ID Re-attending within 3 months - Adults	1,808	9,071	19.9%	15.6%	16.9%	15.7%
% of FP17s for the same patient ID Re-attending between 3 & 9 months - Children	1,086	2,462	44.1%	49.3%	48.9%	58.9%
% of FP17s for the same patient ID Re-attending between 3 & 9 months - Adults	3,541	9,071	39.0%	38.6%	38.9%	50.8%
% of FP17s for Band 1 Urgent Courses	1,292	11,202	11.5%	10.3%	10.7%	9.1%
% of FP17s Relating to Free Repair or Replacements	226	11,202	2.0%	0.6%	0.5%	0.8%
% of FP17s Relating to Continuations	148	11,202	1.3%	0.9%	0.7%	0.9%
% of Patients satisfied with the dentistry they have received	2	4	N/A	90.5%	89.1%	92.5%
% of Patients satisfied with the time they had to wait for an appointment	2	4	N/A	86.3%	83.1%	87.0%

* This is based on patients treated on this contract for their most recent course of treatment. Figures in italics indicate the base number of FP17s or Patient Questionnaire responses are less than 100. N/A is shown where the base number of responses is less than 10 during the period. % is calculated as Quantity/Base number*100

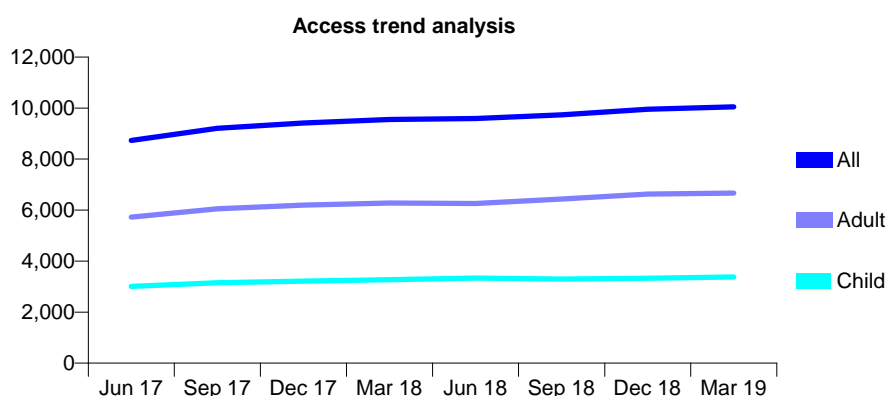
Q63 - Vital Signs At a Glance Contract Report for 138673/0001 - March 2019

Name or company name	Plumstead Dental Surgery Ltd
Contract type name	GDS Contract
Purpose of contract	General
Contract start date	01/12/2007
Contract end date	

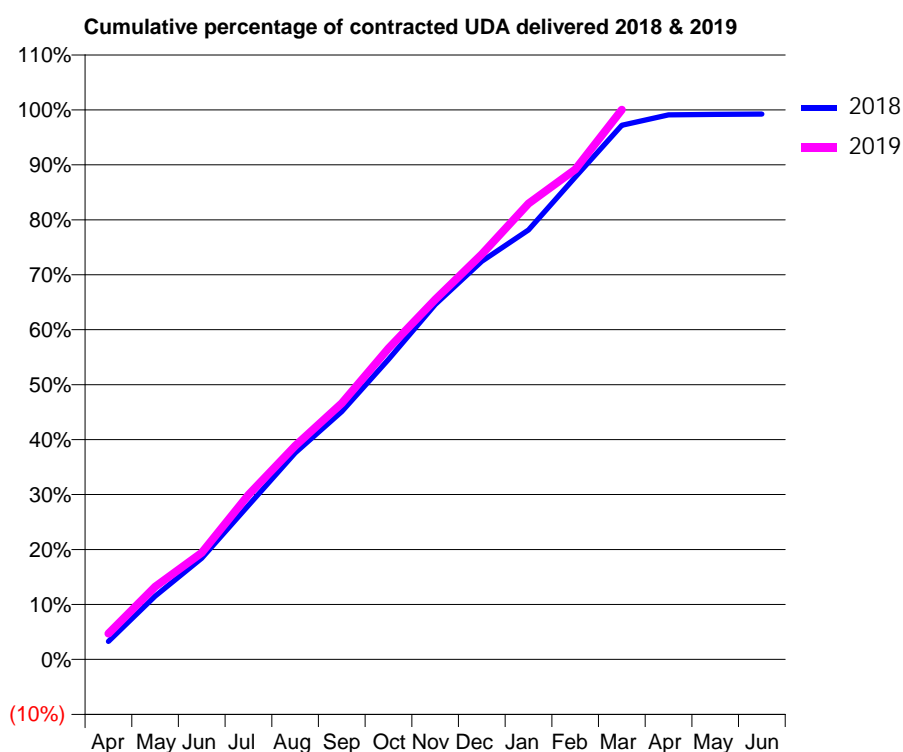
18/19 Contracted general activity (UDA)	24,351
Carry forward general activity (UDA)	46
18/19 Contracted orthodontic activity (UOA)	0
Carry forward orthodontic activity (UOA)	0
Baseline contract value	£618,214.76

ACCESS*

Patients seen in 24 months	Total	Change since previous quarter
Quarter ending March 2018	9,549	
Quarter ending June 2018	9,592	→
Quarter ending September 2018	9,733	→
Quarter ending December 2018	9,954	↑
Quarter ending March 2019	10,045	→
Variance since March 2018	5.2%	↑



ACTIVITY



Month	Adjusted Scheduled Activity (UDA)	
	2018	2019
April	801	1,145
May	2,807	3,224
June	4,490	4,730
July	6,828	7,293
August	9,152	9,464
September	10,982	11,350
October	13,290	13,781
November	15,726	15,947
December	17,645	17,951
January	19,033	20,199
February	21,373	21,710
March	23,668	24,356
April	24,131	
May	24,150	
June	24,164	

QUALITY

	Quantity	Base Number	Contract	AT	Region	England
% of FP17s for the same patient ID Re-attending within 3 months - Children	377	3,995	9.4%	10.3%	11.9%	11.8%
% of FP17s for the same patient ID Re-attending within 3 months - Adults	1,597	7,477	21.4%	15.6%	16.9%	15.7%
% of FP17s for the same patient ID Re-attending between 3 & 9 months - Children	1,696	3,995	42.5%	49.3%	48.9%	58.9%
% of FP17s for the same patient ID Re-attending between 3 & 9 months - Adults	2,201	7,477	29.4%	38.6%	38.9%	50.8%
% of FP17s for Band 1 Urgent Courses	2,011	10,293	19.5%	10.3%	10.7%	9.1%
% of FP17s Relating to Free Repair or Replacements	17	10,293	0.2%	0.6%	0.5%	0.8%
% of FP17s Relating to Continuations	104	10,293	1.0%	0.9%	0.7%	0.9%
% of Patients satisfied with the dentistry they have received	1	1	N/A	90.5%	89.1%	92.5%
% of Patients satisfied with the time they had to wait for an appointment	1	1	N/A	86.3%	83.1%	87.0%

* This is based on patients treated on this contract for their most recent course of treatment. Figures in italics indicate the base number of FP17s or Patient Questionnaire responses are less than 100. N/A is shown where the base number of responses is less than 10 during the period. % is calculated as Quantity/Base number*100

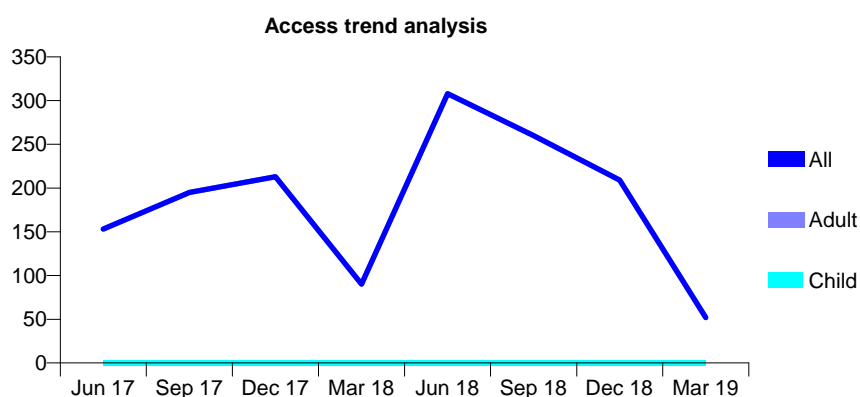
Q63 - Vital Signs At a Glance Contract Report for 138673/0002 - March 2019

Name or company name	Plumstead Dental Surgery Ltd
Contract type name	PDS Contract
Purpose of contract	General
Contract start date	01/04/2011
Contract end date	31/07/2018

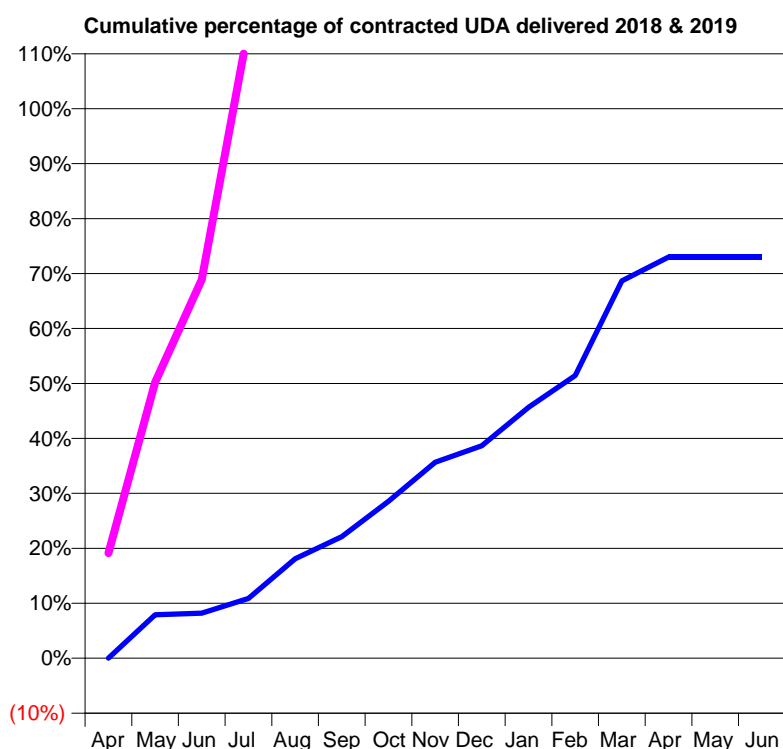
18/19 Contracted general activity (UDA)	225
Carry forward general activity (UDA)	0
18/19 Contracted orthodontic activity (UOA)	0
Carry forward orthodontic activity (UOA)	0
Baseline contract value	£12,068.96

ACCESS*

Patients seen in 24 months	Total	Change since previous quarter
Quarter ending March 2018	90	
Quarter ending June 2018	308	↑
Quarter ending September 2018	260	↓
Quarter ending December 2018	209	↓
Quarter ending March 2019	52	↓
Variance since March 2018	(42.2%)	↓



ACTIVITY



Month	2018	2019
April	0	43
May	71	113
June	74	155
July	98	258
August	163	306
September	199	306
October	257	306
November	321	306
December	348	306
January	411	306
February	463	306
March	618	306
April	657	
May	657	
June	657	

QUALITY

	Quantity	Base Number	Contract	AT	Region	England
% of FP17s for the same patient ID Re-attending within 3 months - Children	0	0	N/A	10.3%	11.9%	11.8%
% of FP17s for the same patient ID Re-attending within 3 months - Adults	1	117	0.9%	15.6%	16.9%	15.7%
% of FP17s for the same patient ID Re-attending between 3 & 9 months - Children	0	0	N/A	49.3%	48.9%	58.9%
% of FP17s for the same patient ID Re-attending between 3 & 9 months - Adults	0	117	0.0%	38.6%	38.9%	50.8%
% of FP17s for Band 1 Urgent Courses	0	104	0.0%	10.3%	10.7%	9.1%
% of FP17s Relating to Free Repair or Replacements	0	104	0.0%	0.6%	0.5%	0.8%
% of FP17s Relating to Continuations	0	104	0.0%	0.9%	0.7%	0.9%
% of Patients satisfied with the dentistry they have received	0	0	N/A	90.5%	89.1%	92.5%
% of Patients satisfied with the time they had to wait for an appointment	0	0	N/A	86.3%	83.1%	87.0%

* This is based on patients treated on this contract for their most recent course of treatment.

Figures in italics indicate the base number of FP17s or Patient Questionnaire responses are less than 100. N/A is shown where the base number of responses is less than 10 during the period. % is calculated as Quantity/Base number*100

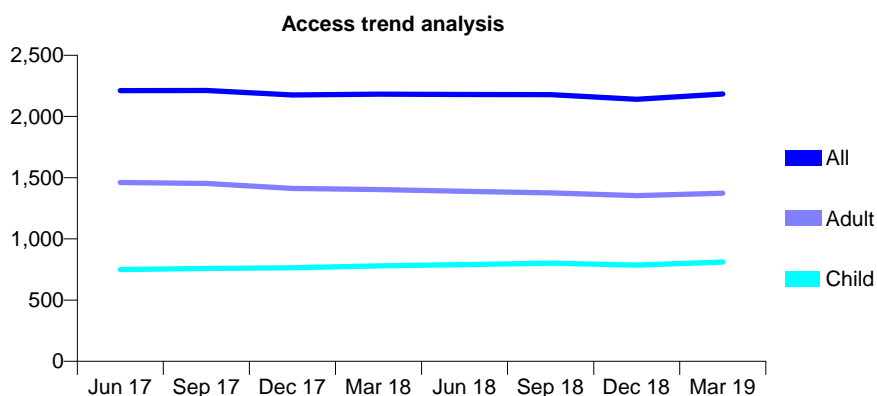
Q63 - Vital Signs At a Glance Contract Report for 140384/0001 - March 2019

Name or company name	Arcades Dental Surgery
Contract type name	GDS Contract
Purpose of contract	General
Contract start date	01/04/2006
Contract end date	

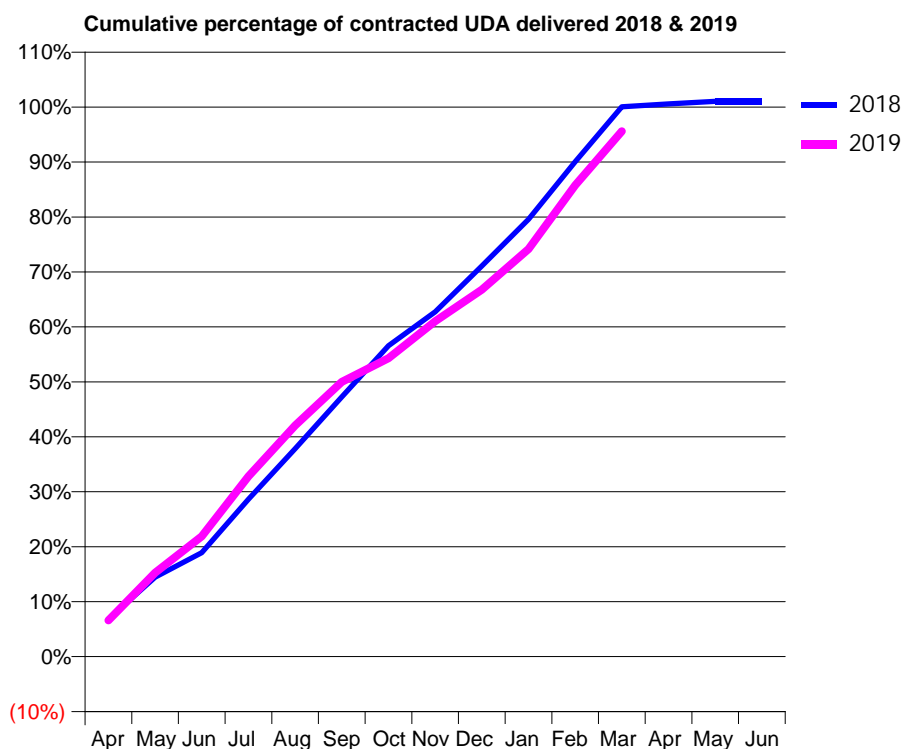
18/19 Contracted general activity (UDA)	6,775
Carry forward general activity (UDA)	-69
18/19 Contracted orthodontic activity (UOA)	0
Carry forward orthodontic activity (UOA)	0
Baseline contract value	£209,493.16

ACCESS*

Patients seen in 24 months	Total	Change since previous quarter
Quarter ending March 2018	2,183	
Quarter ending June 2018	2,179	→
Quarter ending September 2018	2,178	→
Quarter ending December 2018	2,140	↓
Quarter ending March 2019	2,184	↑
Variance since March 2018	0.0%	→



ACTIVITY



Month	Adjusted Scheduled Activity (UDA)	
	2018	2019
April	462	446
May	979	1,035
June	1,282	1,483
July	1,941	2,222
August	2,564	2,849
September	3,203	3,388
October	3,833	3,679
November	4,251	4,135
December	4,815	4,524
January	5,391	5,024
February	6,103	5,811
March	6,777	6,476
April	6,813	
May	6,844	
June	6,844	

QUALITY

	Quantity	Base Number	Contract	AT	Region	England
% of FP17s for the same patient ID Re-attending within 3 months - Children	51	973	5.2%	10.3%	11.9%	11.8%
% of FP17s for the same patient ID Re-attending within 3 months - Adults	148	1,375	10.8%	15.6%	16.9%	15.7%
% of FP17s for the same patient ID Re-attending between 3 & 9 months - Children	463	973	47.6%	49.3%	48.9%	58.9%
% of FP17s for the same patient ID Re-attending between 3 & 9 months - Adults	545	1,375	39.6%	38.6%	38.9%	50.8%
% of FP17s for Band 1 Urgent Courses	149	2,337	6.4%	10.3%	10.7%	9.1%
% of FP17s Relating to Free Repair or Replacements	7	2,337	0.3%	0.6%	0.5%	0.8%
% of FP17s Relating to Continuations	9	2,337	0.4%	0.9%	0.7%	0.9%
% of Patients satisfied with the dentistry they have received	0	0	N/A	90.5%	89.1%	92.5%
% of Patients satisfied with the time they had to wait for an appointment	0	0	N/A	86.3%	83.1%	87.0%

* This is based on patients treated on this contract for their most recent course of treatment. Figures in italics indicate the base number of FP17s or Patient Questionnaire responses are less than 100. N/A is shown where the base number of responses is less than 10 during the period. % is calculated as Quantity/Base number*100

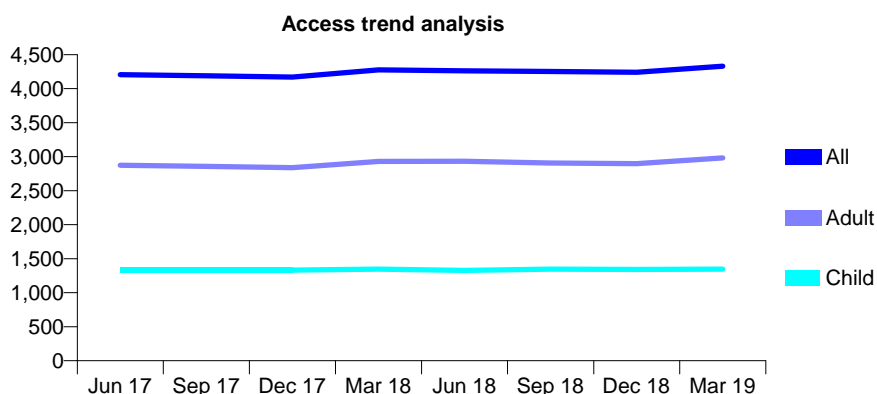
Q63 - Vital Signs At a Glance Contract Report for 141097/0001 - March 2019

Name or company name	Mr DJ Mehigan & Miss AM Peel
Contract type name	GDS Contract
Purpose of contract	General and Orthodontic
Contract start date	01/11/2006
Contract end date	

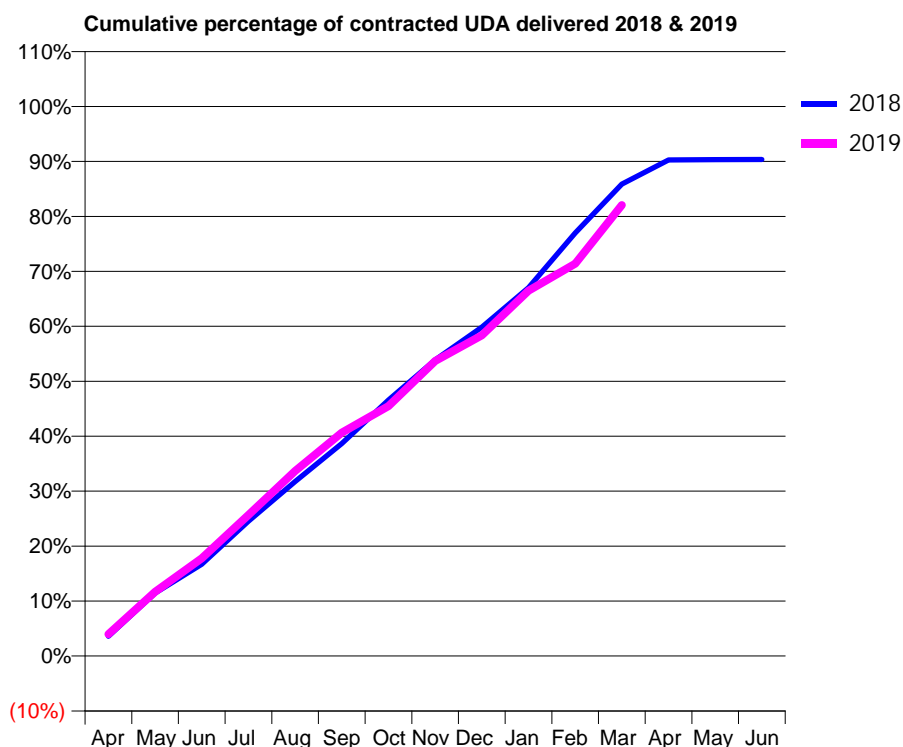
18/19 Contracted general activity (UDA)	14,962
Carry forward general activity (UDA)	11
18/19 Contracted orthodontic activity (UOA)	688
Carry forward orthodontic activity (UOA)	0
Baseline contract value	£383,136.60

ACCESS*

Patients seen in 24 months	Total	Change since previous quarter
Quarter ending March 2018	4,276	
Quarter ending June 2018	4,261	→
Quarter ending September 2018	4,253	→
Quarter ending December 2018	4,240	→
Quarter ending March 2019	4,330	↑
Variance since March 2018	1.3%	→



ACTIVITY



Month	Adjusted Scheduled Activity (UDA)	
	2018	2019
April	541	597
May	1,716	1,747
June	2,501	2,661
July	3,673	3,840
August	4,751	5,042
September	5,786	6,079
October	6,969	6,805
November	8,062	8,031
December	8,951	8,729
January	10,030	9,947
February	11,519	10,683
March	12,848	12,277
April	13,504	
May	13,515	
June	13,518	

QUALITY

	Quantity	Base Number	Contract	AT	Region	England
% of FP17s for the same patient ID Re-attending within 3 months - Children	179	2,350	7.6%	10.3%	11.9%	11.8%
% of FP17s for the same patient ID Re-attending within 3 months - Adults	803	4,450	18.0%	15.6%	16.9%	15.7%
% of FP17s for the same patient ID Re-attending between 3 & 9 months - Children	1,320	2,350	56.2%	49.3%	48.9%	58.9%
% of FP17s for the same patient ID Re-attending between 3 & 9 months - Adults	2,421	4,450	54.4%	38.6%	38.9%	50.8%
% of FP17s for Band 1 Urgent Courses	466	6,054	7.7%	10.3%	10.7%	9.1%
% of FP17s Relating to Free Repair or Replacements	37	6,054	0.6%	0.6%	0.5%	0.8%
% of FP17s Relating to Continuations	180	6,054	3.0%	0.9%	0.7%	0.9%
% of Patients satisfied with the dentistry they have received	0	0	N/A	90.5%	89.1%	92.5%
% of Patients satisfied with the time they had to wait for an appointment	0	0	N/A	86.3%	83.1%	87.0%

* This is based on patients treated on this contract for their most recent course of treatment.

Figures in italics indicate the base number of FP17s or Patient Questionnaire responses are less than 100. N/A is shown where the base number of responses is less than 10 during the period. % is calculated as Quantity/Base number*100

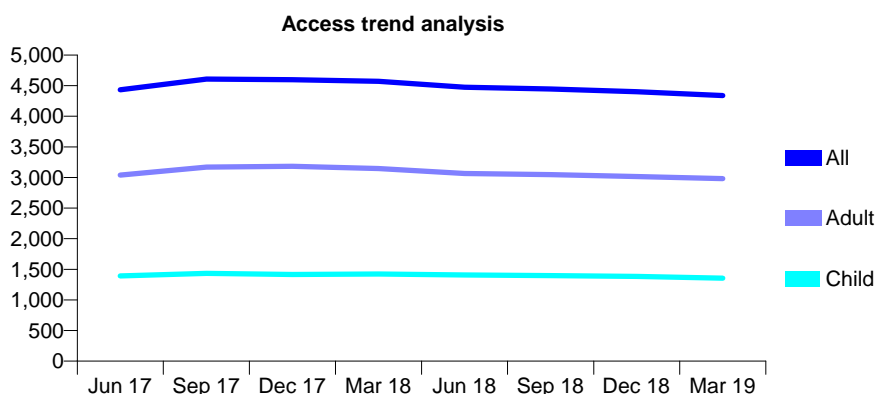
Q63 - Vital Signs At a Glance Contract Report for 141992/0001 - March 2019

Name or company name	S Cowley, R Ingham and J Angelo
Contract type name	GDS Contract
Purpose of contract	General
Contract start date	01/12/2012
Contract end date	

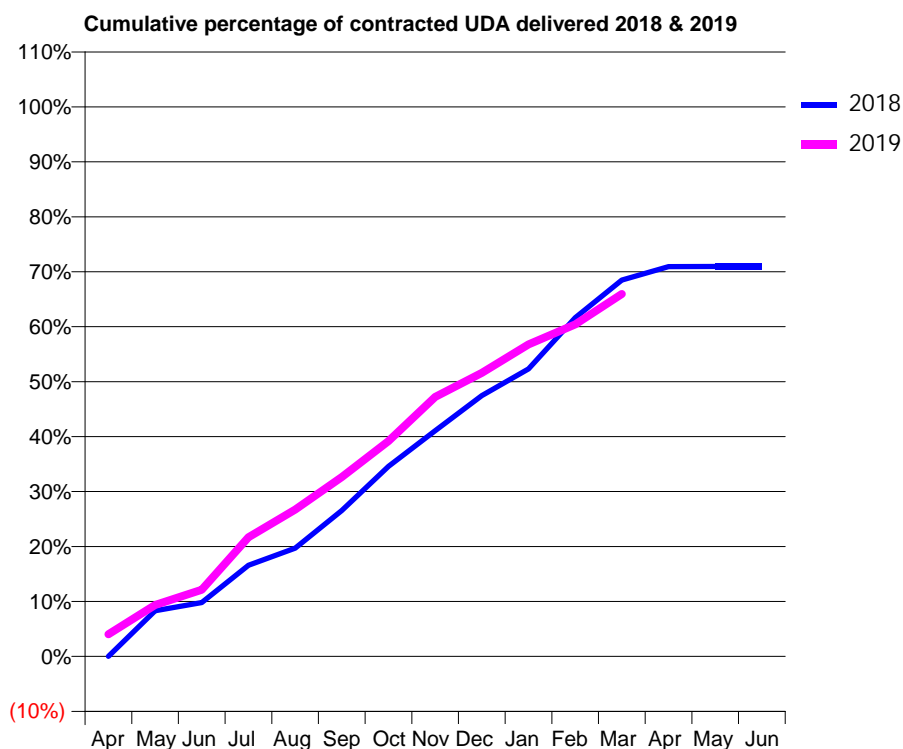
18/19 Contracted general activity (UDA)	20,575
Carry forward general activity (UDA)	0
18/19 Contracted orthodontic activity (UOA)	0
Carry forward orthodontic activity (UOA)	0
Baseline contract value	£648,402.01

ACCESS*

Patients seen in 24 months	Total	Change since previous quarter
Quarter ending March 2018	4,571	
Quarter ending June 2018	4,473	↓
Quarter ending September 2018	4,445	→
Quarter ending December 2018	4,402	→
Quarter ending March 2019	4,338	↓
Variance since March 2018	(5.1%)	↓



ACTIVITY



Month	Adjusted Scheduled Activity (UDA)	
	2018	2019
April	0	832
May	1,711	1,926
June	2,018	2,497
July	3,411	4,460
August	4,052	5,500
September	5,465	6,711
October	7,118	8,063
November	8,453	9,715
December	9,766	10,614
January	10,761	11,683
February	12,682	12,430
March	14,087	13,567
April	14,592	
May	14,595	
June	14,595	

QUALITY

	Quantity	Base Number	Contract	AT	Region	England
% of FP17s for the same patient ID Re-attending within 3 months - Children	218	1,506	14.5%	10.3%	11.9%	11.8%
% of FP17s for the same patient ID Re-attending within 3 months - Adults	966	3,395	28.5%	15.6%	16.9%	15.7%
% of FP17s for the same patient ID Re-attending between 3 & 9 months - Children	549	1,506	36.5%	49.3%	48.9%	58.9%
% of FP17s for the same patient ID Re-attending between 3 & 9 months - Adults	884	3,395	26.0%	38.6%	38.9%	50.8%
% of FP17s for Band 1 Urgent Courses	961	4,723	20.3%	10.3%	10.7%	9.1%
% of FP17s Relating to Free Repair or Replacements	70	4,723	1.5%	0.6%	0.5%	0.8%
% of FP17s Relating to Continuations	118	4,723	2.5%	0.9%	0.7%	0.9%
% of Patients satisfied with the dentistry they have received	0	1	N/A	90.5%	89.1%	92.5%
% of Patients satisfied with the time they had to wait for an appointment	1	1	N/A	86.3%	83.1%	87.0%

* This is based on patients treated on this contract for their most recent course of treatment. Figures in italics indicate the base number of FP17s or Patient Questionnaire responses are less than 100. N/A is shown where the base number of responses is less than 10 during the period. % is calculated as Quantity/Base number*100

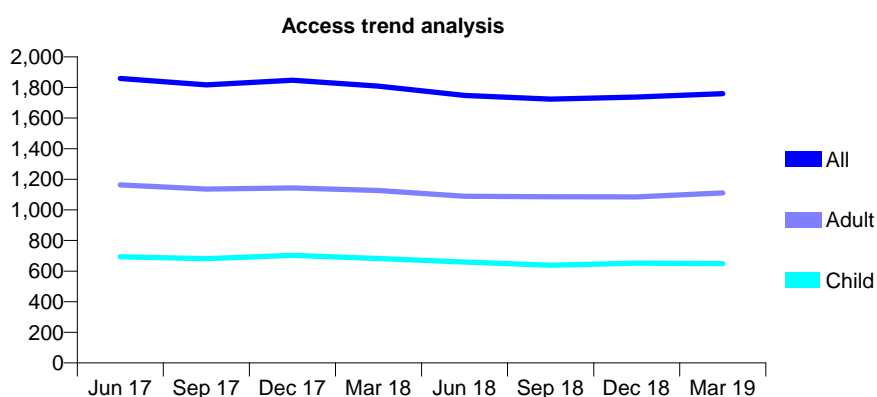
Q63 - Vital Signs At a Glance Contract Report for 142654/0001 - March 2019

Name or company name	Dr May Amour
Contract type name	GDS Contract
Purpose of contract	General
Contract start date	04/12/2012
Contract end date	

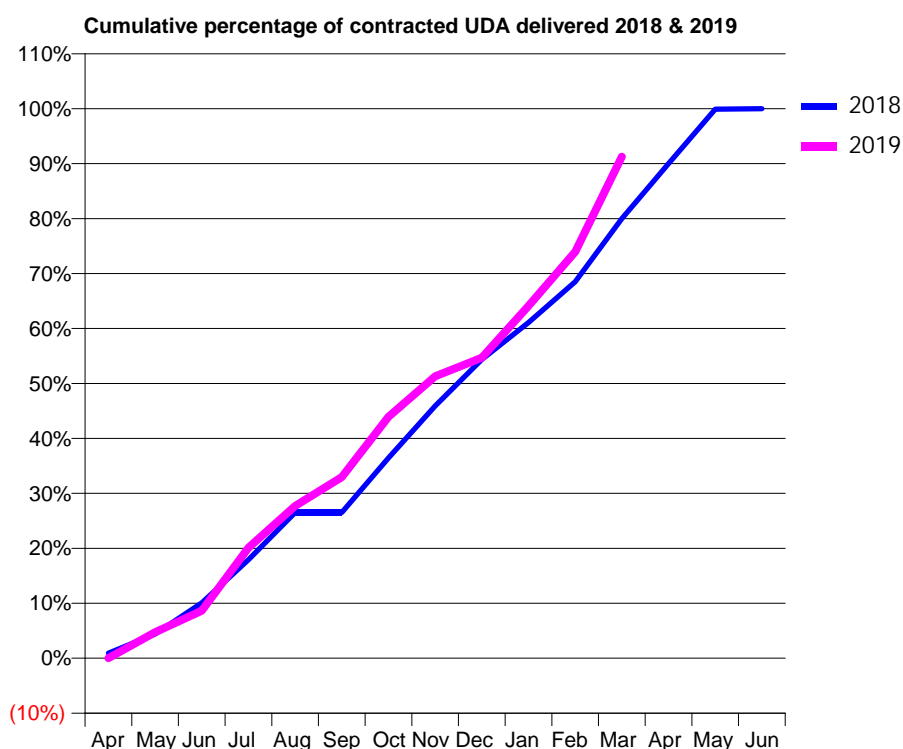
18/19 Contracted general activity (UDA)	4,000
Carry forward general activity (UDA)	0
18/19 Contracted orthodontic activity (UOA)	0
Carry forward orthodontic activity (UOA)	0
Baseline contract value	£125,437.55

ACCESS*

Patients seen in 24 months	Total	Change since previous quarter
Quarter ending March 2018	1,809	
Quarter ending June 2018	1,748	↓
Quarter ending September 2018	1,724	↓
Quarter ending December 2018	1,737	→
Quarter ending March 2019	1,760	→
Variance since March 2018	(2.7%)	↓



ACTIVITY



Adjusted Scheduled Activity (UDA)		
Month	2018	2019
April	36	0
May	177	190
June	403	345
July	717	804
August	1,061	1,109
September	1,061	1,318
October	1,458	1,757
November	1,836	2,051
December	2,173	2,188
January	2,444	2,564
February	2,740	2,959
March	3,199	3,650
April	3,600	
May	3,996	
June	4,000	

QUALITY

	Quantity	Base Number	Contract	AT	Region	England
% of FP17s for the same patient ID Re-attending within 3 months - Children	18	535	3.4%	10.3%	11.9%	11.8%
% of FP17s for the same patient ID Re-attending within 3 months - Adults	40	944	4.2%	15.6%	16.9%	15.7%
% of FP17s for the same patient ID Re-attending between 3 & 9 months - Children	128	535	23.9%	49.3%	48.9%	58.9%
% of FP17s for the same patient ID Re-attending between 3 & 9 months - Adults	186	944	19.7%	38.6%	38.9%	50.8%
% of FP17s for Band 1 Urgent Courses	167	1,286	13.0%	10.3%	10.7%	9.1%
% of FP17s Relating to Free Repair or Replacements	0	1,286	0.0%	0.6%	0.5%	0.8%
% of FP17s Relating to Continuations	0	1,286	0.0%	0.9%	0.7%	0.9%
% of Patients satisfied with the dentistry they have received	0	0	N/A	90.5%	89.1%	92.5%
% of Patients satisfied with the time they had to wait for an appointment	0	0	N/A	86.3%	83.1%	87.0%

* This is based on patients treated on this contract for their most recent course of treatment.

Figures in italics indicate the base number of FP17s or Patient Questionnaire responses are less than 100. N/A is shown where the base number of responses is less than 10 during the period. % is calculated as Quantity/Base number*100

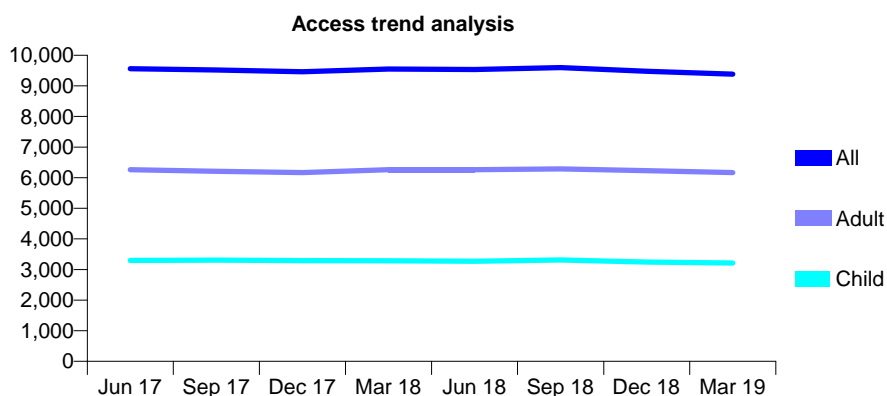
Q63 - Vital Signs At a Glance Contract Report for 143553/0001 - March 2019

Name or company name	Brigstock Dental Practice
Contract type name	GDS Contract
Purpose of contract	General
Contract start date	05/06/2014
Contract end date	

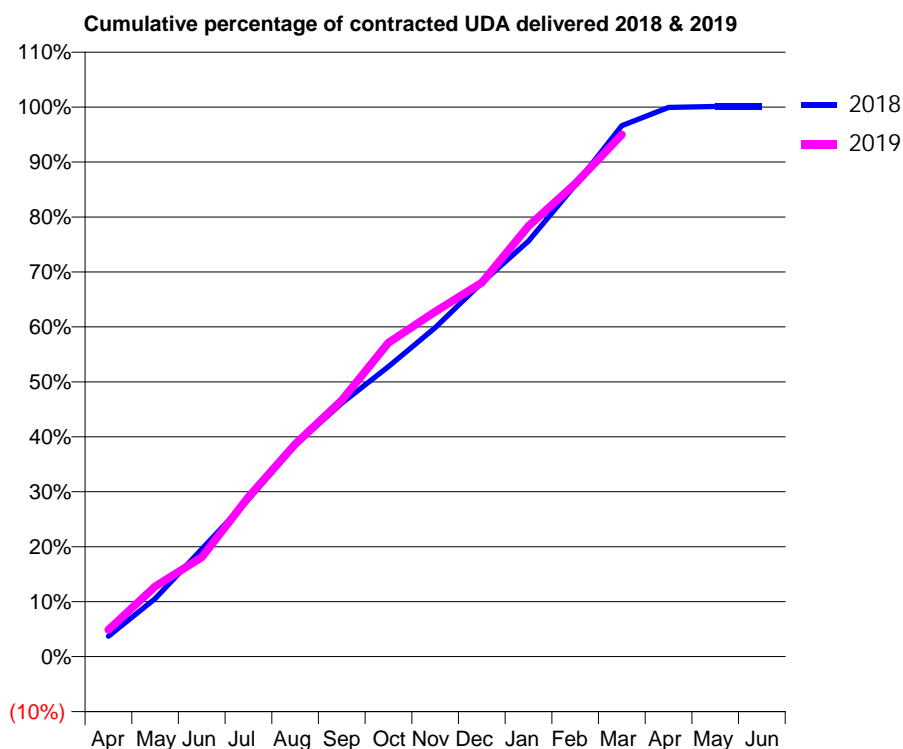
18/19 Contracted general activity (UDA)	21,983
Carry forward general activity (UDA)	-27
18/19 Contracted orthodontic activity (UOA)	0
Carry forward orthodontic activity (UOA)	0
Baseline contract value	£649,422.18

ACCESS*

Patients seen in 24 months	Total	Change since previous quarter
Quarter ending March 2018	9,550	
Quarter ending June 2018	9,535	→
Quarter ending September 2018	9,599	→
Quarter ending December 2018	9,475	↓
Quarter ending March 2019	9,384	→
Variance since March 2018	(1.7%)	↓



ACTIVITY



Month	Adjusted Scheduled Activity (UDA)	
	2018	2019
April	817	1,075
May	2,322	2,806
June	4,300	3,970
July	6,294	6,389
August	8,463	8,502
September	10,138	10,248
October	11,605	12,558
November	13,156	13,800
December	14,959	14,963
January	16,620	17,225
February	18,865	18,914
March	21,238	20,878
April	21,964	
May	22,006	
June	22,010	

QUALITY

	Quantity	Base Number	Contract	AT	Region	England
% of FP17s for the same patient ID Re-attending within 3 months - Children	285	4,201	6.8%	10.3%	11.9%	11.8%
% of FP17s for the same patient ID Re-attending within 3 months - Adults	825	6,582	12.5%	15.6%	16.9%	15.7%
% of FP17s for the same patient ID Re-attending between 3 & 9 months - Children	2,232	4,201	53.1%	49.3%	48.9%	58.9%
% of FP17s for the same patient ID Re-attending between 3 & 9 months - Adults	2,742	6,582	41.7%	38.6%	38.9%	50.8%
% of FP17s for Band 1 Urgent Courses	1,030	9,805	10.5%	10.3%	10.7%	9.1%
% of FP17s Relating to Free Repair or Replacements	35	9,805	0.4%	0.6%	0.5%	0.8%
% of FP17s Relating to Continuations	35	9,805	0.4%	0.9%	0.7%	0.9%
% of Patients satisfied with the dentistry they have received	0	1	N/A	90.5%	89.1%	92.5%
% of Patients satisfied with the time they had to wait for an appointment	0	1	N/A	86.3%	83.1%	87.0%

* This is based on patients treated on this contract for their most recent course of treatment. Figures in italics indicate the base number of FP17s or Patient Questionnaire responses are less than 100. N/A is shown where the base number of responses is less than 10 during the period. % is calculated as Quantity/Base number*100

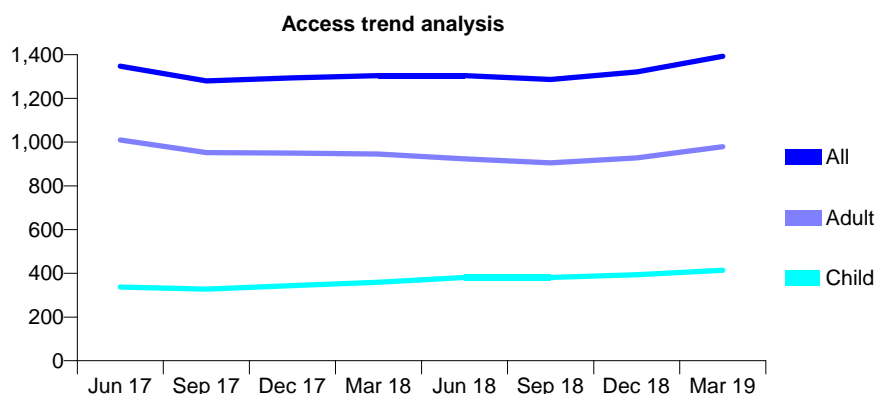
Q63 - Vital Signs At a Glance Contract Report for 144312/0001 - March 2019

Name or company name	Shortlands Dental Practice Limited
Contract type name	GDS Contract
Purpose of contract	General
Contract start date	01/08/2009
Contract end date	

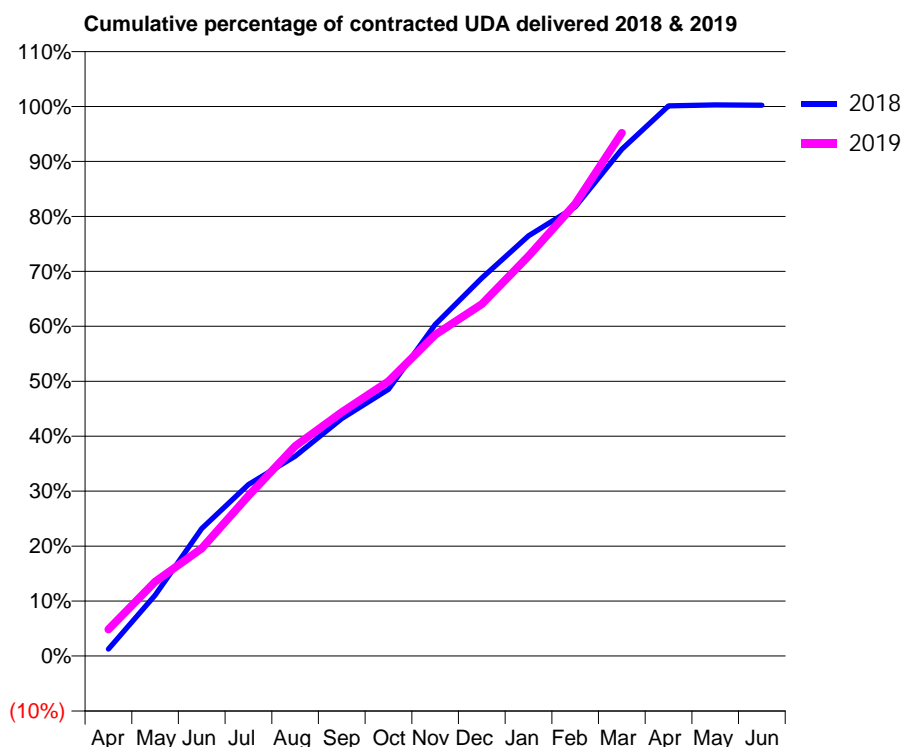
18/19 Contracted general activity (UDA)	5,010
Carry forward general activity (UDA)	-12
18/19 Contracted orthodontic activity (UOA)	0
Carry forward orthodontic activity (UOA)	0
Baseline contract value	£131,092.42

ACCESS*

Patients seen in 24 months	Total	Change since previous quarter
Quarter ending March 2018	1,304	
Quarter ending June 2018	1,304	→
Quarter ending September 2018	1,286	↓
Quarter ending December 2018	1,321	↑
Quarter ending March 2019	1,393	↑
Variance since March 2018	6.8%	↑



ACTIVITY



Month	Adjusted Scheduled Activity (UDA)	
	2018	2019
April	64	244
May	555	677
June	1,162	981
July	1,564	1,462
August	1,822	1,913
September	2,165	2,223
October	2,432	2,504
November	3,022	2,929
December	3,446	3,208
January	3,831	3,645
February	4,095	4,122
March	4,620	4,769
April	5,016	
May	5,025	
June	5,022	

QUALITY

	Quantity	Base Number	Contract	AT	Region	England
% of FP17s for the same patient ID Re-attending within 3 months - Children	75	618	12.1%	10.3%	11.9%	11.8%
% of FP17s for the same patient ID Re-attending within 3 months - Adults	225	1,243	18.1%	15.6%	16.9%	15.7%
% of FP17s for the same patient ID Re-attending between 3 & 9 months - Children	313	618	50.6%	49.3%	48.9%	58.9%
% of FP17s for the same patient ID Re-attending between 3 & 9 months - Adults	466	1,243	37.5%	38.6%	38.9%	50.8%
% of FP17s for Band 1 Urgent Courses	164	1,775	9.2%	10.3%	10.7%	9.1%
% of FP17s Relating to Free Repair or Replacements	40	1,775	2.3%	0.6%	0.5%	0.8%
% of FP17s Relating to Continuations	28	1,775	1.6%	0.9%	0.7%	0.9%
% of Patients satisfied with the dentistry they have received	0	0	N/A	90.5%	89.1%	92.5%
% of Patients satisfied with the time they had to wait for an appointment	0	0	N/A	86.3%	83.1%	87.0%

* This is based on patients treated on this contract for their most recent course of treatment. Figures in italics indicate the base number of FP17s or Patient Questionnaire responses are less than 100. N/A is shown where the base number of responses is less than 10 during the period. % is calculated as Quantity/Base number*100

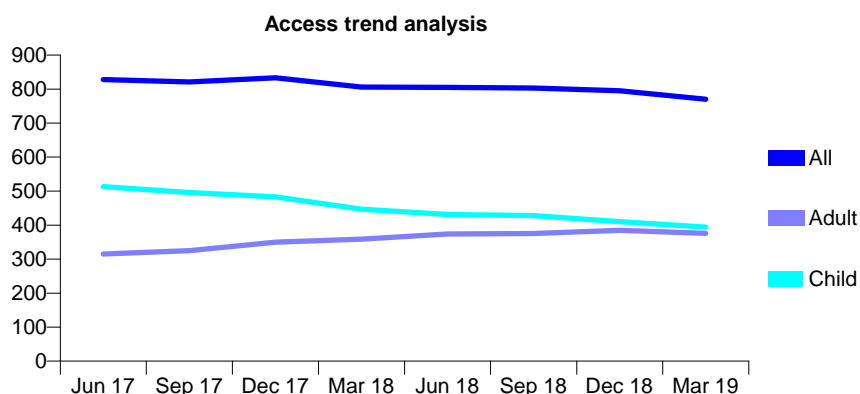
Q63 - Vital Signs At a Glance Contract Report for 144347/0001 - March 2019

Name or company name	Ivory
Contract type name	GDS Contract
Purpose of contract	General
Contract start date	01/06/2009
Contract end date	

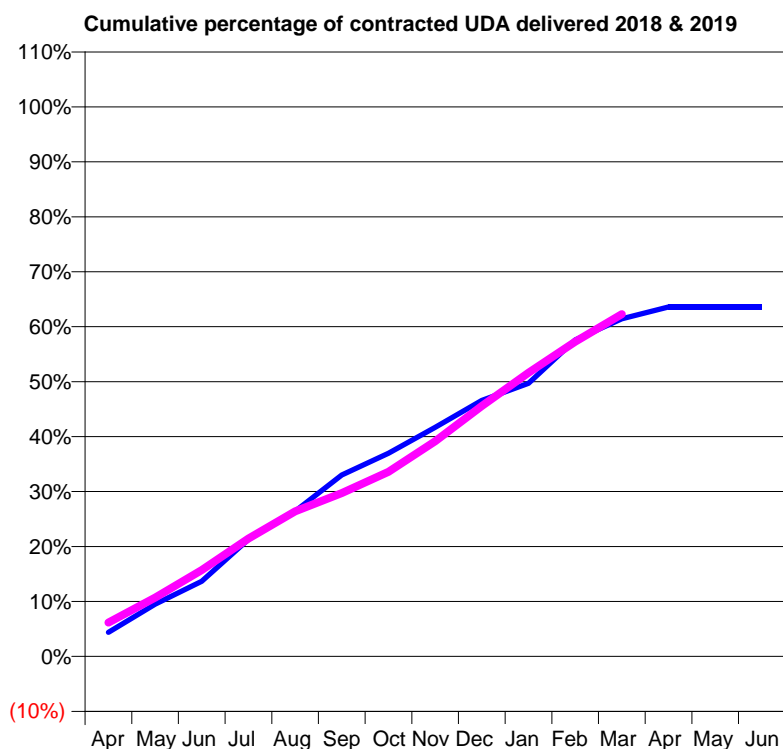
18/19 Contracted general activity (UDA)	3,269
Carry forward general activity (UDA)	0
18/19 Contracted orthodontic activity (UOA)	0
Carry forward orthodontic activity (UOA)	0
Baseline contract value	£80,385.63

ACCESS*

Patients seen in 24 months	Total	Change since previous quarter
Quarter ending March 2018	806	
Quarter ending June 2018	805	→
Quarter ending September 2018	803	→
Quarter ending December 2018	795	→
Quarter ending March 2019	770	↓
Variance since March 2018	(4.5%)	↓



ACTIVITY



Month	2018	2019
April	143	201
May	311	350
June	447	514
July	697	701
August	864	863
September	1,079	972
October	1,208	1,098
November	1,363	1,280
December	1,523	1,489
January	1,625	1,687
February	1,883	1,873
March	2,008	2,036
April	2,079	
May	2,079	
June	2,079	

QUALITY

	Quantity	Base Number	Contract	AT	Region	England
% of FP17s for the same patient ID Re-attending within 3 months - Children	32	591	5.4%	10.3%	11.9%	11.8%
% of FP17s for the same patient ID Re-attending within 3 months - Adults	74	400	18.5%	15.6%	16.9%	15.7%
% of FP17s for the same patient ID Re-attending between 3 & 9 months - Children	393	591	66.5%	49.3%	48.9%	58.9%
% of FP17s for the same patient ID Re-attending between 3 & 9 months - Adults	168	400	42.0%	38.6%	38.9%	50.8%
% of FP17s for Band 1 Urgent Courses	103	959	10.7%	10.3%	10.7%	9.1%
% of FP17s Relating to Free Repair or Replacements	0	959	0.0%	0.6%	0.5%	0.8%
% of FP17s Relating to Continuations	2	959	0.2%	0.9%	0.7%	0.9%
% of Patients satisfied with the dentistry they have received	0	0	N/A	90.5%	89.1%	92.5%
% of Patients satisfied with the time they had to wait for an appointment	0	0	N/A	86.3%	83.1%	87.0%

* This is based on patients treated on this contract for their most recent course of treatment. Figures in italics indicate the base number of FP17s or Patient Questionnaire responses are less than 100. N/A is shown where the base number of responses is less than 10 during the period. % is calculated as Quantity/Base number*100

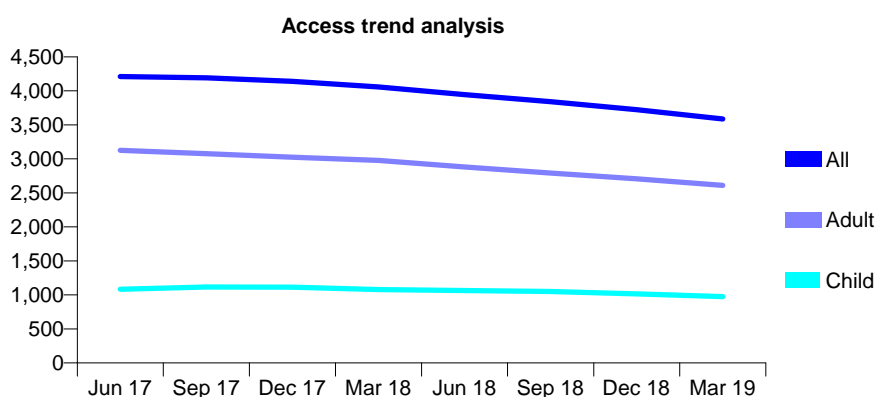
Q63 - Vital Signs At a Glance Contract Report for 146161/0001 - March 2019

Name or company name	a/s dental The Aesthetic Smile Studio
Contract type name	GDS Contract
Purpose of contract	General
Contract start date	01/04/2006
Contract end date	

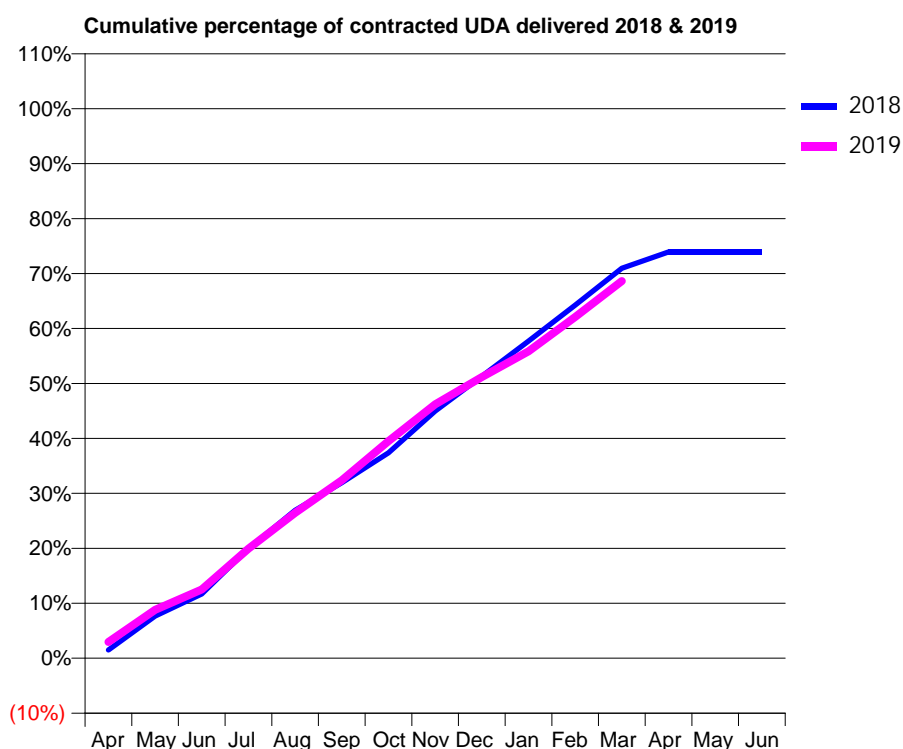
18/19 Contracted general activity (UDA)	11,777
Carry forward general activity (UDA)	0
18/19 Contracted orthodontic activity (UOA)	0
Carry forward orthodontic activity (UOA)	0
Baseline contract value	£284,451.16

ACCESS*

Patients seen in 24 months	Total	Change since previous quarter
Quarter ending March 2018	4,057	
Quarter ending June 2018	3,944	↓
Quarter ending September 2018	3,841	↓
Quarter ending December 2018	3,722	↓
Quarter ending March 2019	3,587	↓
Variance since March 2018	(11.6%)	↓



ACTIVITY



Month	2018	2019
April	179	349
May	904	1,038
June	1,375	1,472
July	2,350	2,349
August	3,170	3,117
September	3,760	3,814
October	4,403	4,653
November	5,296	5,439
December	6,041	6,025
January	6,798	6,579
February	7,566	7,316
March	8,357	8,081
April	8,706	
May	8,706	
June	8,706	

QUALITY

	Quantity	Base Number	Contract	AT	Region	England
% of FP17s for the same patient ID Re-attending within 3 months - Children	73	1,021	7.1%	10.3%	11.9%	11.8%
% of FP17s for the same patient ID Re-attending within 3 months - Adults	318	2,785	11.4%	15.6%	16.9%	15.7%
% of FP17s for the same patient ID Re-attending between 3 & 9 months - Children	411	1,021	40.3%	49.3%	48.9%	58.9%
% of FP17s for the same patient ID Re-attending between 3 & 9 months - Adults	1,341	2,785	48.2%	38.6%	38.9%	50.8%
% of FP17s for Band 1 Urgent Courses	552	3,659	15.1%	10.3%	10.7%	9.1%
% of FP17s Relating to Free Repair or Replacements	13	3,659	0.4%	0.6%	0.5%	0.8%
% of FP17s Relating to Continuations	15	3,659	0.4%	0.9%	0.7%	0.9%
% of Patients satisfied with the dentistry they have received	2	2	N/A	90.5%	89.1%	92.5%
% of Patients satisfied with the time they had to wait for an appointment	2	2	N/A	86.3%	83.1%	87.0%

* This is based on patients treated on this contract for their most recent course of treatment. Figures in italics indicate the base number of FP17s or Patient Questionnaire responses are less than 100. N/A is shown where the base number of responses is less than 10 during the period. % is calculated as Quantity/Base number*100

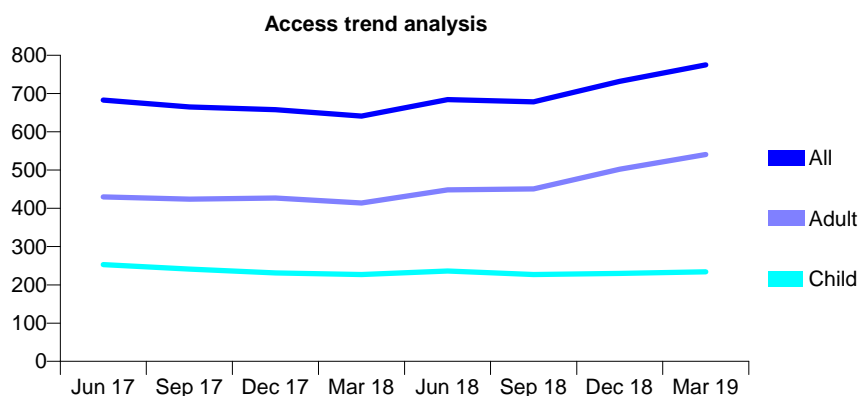
Q63 - Vital Signs At a Glance Contract Report for 146757/0001 - March 2019

Name or company name	Dental Matters
Contract type name	GDS Contract
Purpose of contract	General
Contract start date	01/11/2009
Contract end date	

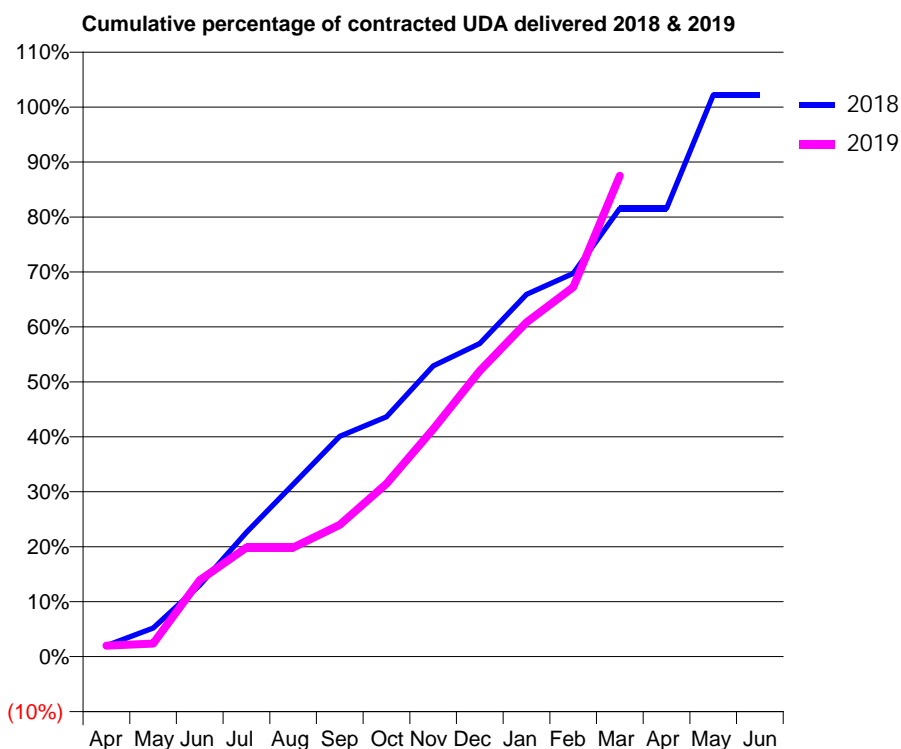
18/19 Contracted general activity (UDA)	3,000
Carry forward general activity (UDA)	-60
18/19 Contracted orthodontic activity (UOA)	0
Carry forward orthodontic activity (UOA)	0
Baseline contract value	£98,452.99

ACCESS*

Patients seen in 24 months	Total	Change since previous quarter
Quarter ending March 2018	641	
Quarter ending June 2018	684	↑
Quarter ending September 2018	678	→
Quarter ending December 2018	732	↑
Quarter ending March 2019	775	↑
Variance since March 2018	20.9%	↑



ACTIVITY



Month	Adjusted Scheduled Activity (UDA)	
	2018	2019
April	60	60
May	156	72
June	390	417
July	678	595
August	941	595
September	1,203	720
October	1,309	944
November	1,587	1,242
December	1,710	1,560
January	1,978	1,824
February	2,092	2,017
March	2,446	2,625
April	2,446	
May	3,066	
June	3,066	

QUALITY

	Quantity	Base Number	Contract	AT	Region	England
% of FP17s for the same patient ID Re-attending within 3 months - Children	8	238	3.4%	10.3%	11.9%	11.8%
% of FP17s for the same patient ID Re-attending within 3 months - Adults	33	478	6.9%	15.6%	16.9%	15.7%
% of FP17s for the same patient ID Re-attending between 3 & 9 months - Children	67	238	28.2%	49.3%	48.9%	58.9%
% of FP17s for the same patient ID Re-attending between 3 & 9 months - Adults	81	478	16.9%	38.6%	38.9%	50.8%
% of FP17s for Band 1 Urgent Courses	40	600	6.7%	10.3%	10.7%	9.1%
% of FP17s Relating to Free Repair or Replacements	0	600	0.0%	0.6%	0.5%	0.8%
% of FP17s Relating to Continuations	0	600	0.0%	0.9%	0.7%	0.9%
% of Patients satisfied with the dentistry they have received	0	0	N/A	90.5%	89.1%	92.5%
% of Patients satisfied with the time they had to wait for an appointment	0	0	N/A	86.3%	83.1%	87.0%

* This is based on patients treated on this contract for their most recent course of treatment. Figures in italics indicate the base number of FP17s or Patient Questionnaire responses are less than 100. N/A is shown where the base number of responses is less than 10 during the period. % is calculated as Quantity/Base number*100

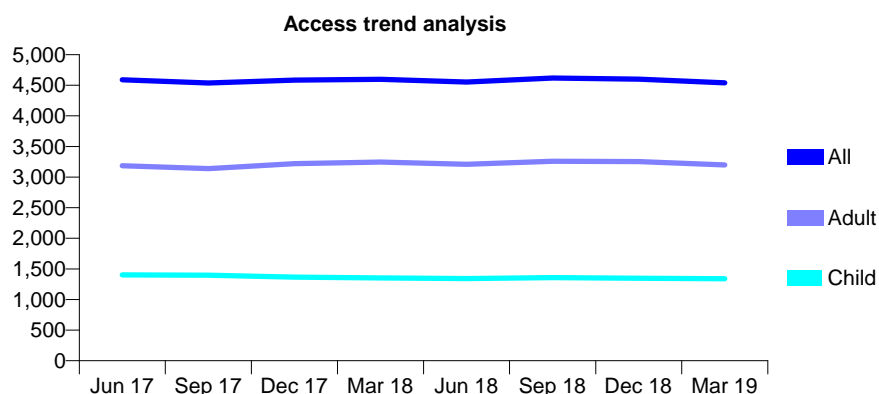
Q63 - Vital Signs At a Glance Contract Report for 147060/0001 - March 2019

Name or company name	Purley Whites Dental Care
Contract type name	GDS Contract
Purpose of contract	General and Orthodontic
Contract start date	01/04/2006
Contract end date	

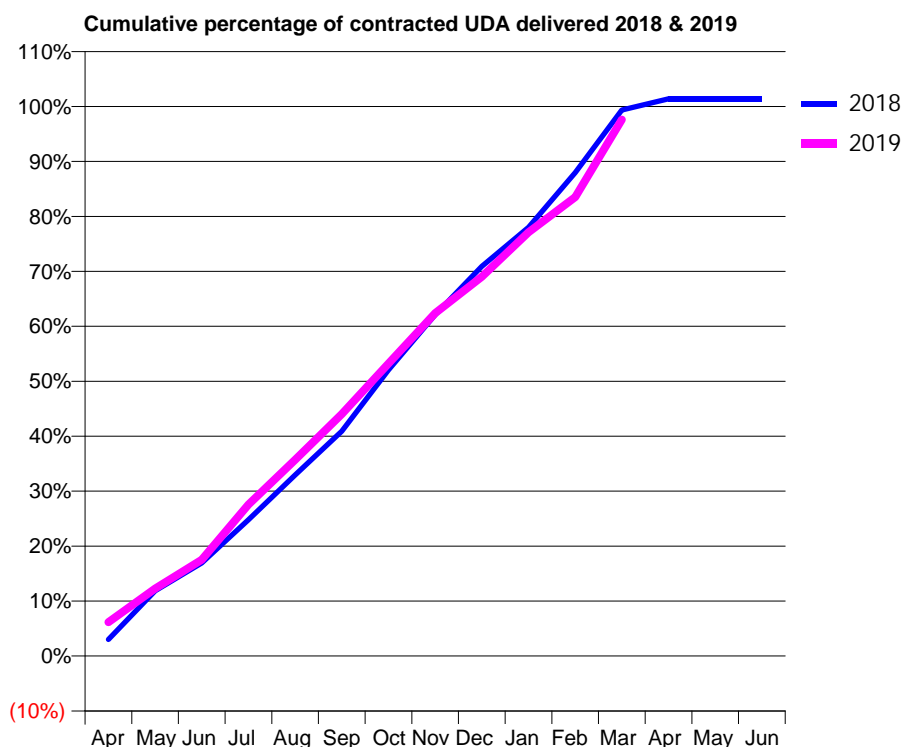
18/19 Contracted general activity (UDA)	10,278
Carry forward general activity (UDA)	-143
18/19 Contracted orthodontic activity (UOA)	296
Carry forward orthodontic activity (UOA)	-5
Baseline contract value	£303,265.35

ACCESS*

Patients seen in 24 months	Total	Change since previous quarter
Quarter ending March 2018	4,599	
Quarter ending June 2018	4,553	↓
Quarter ending September 2018	4,618	→
Quarter ending December 2018	4,601	→
Quarter ending March 2019	4,539	↓
Variance since March 2018	(1.3%)	↓



ACTIVITY



Month	Adjusted Scheduled Activity (UDA)	
	2018	2019
April	310	634
May	1,221	1,261
June	1,743	1,801
July	2,548	2,836
August	3,387	3,672
September	4,203	4,525
October	5,351	5,471
November	6,383	6,414
December	7,286	7,093
January	8,016	7,924
February	9,038	8,584
March	10,210	10,031
April	10,420	
May	10,420	
June	10,420	

QUALITY

	Quantity	Base Number	Contract	AT	Region	England
% of FP17s for the same patient ID Re-attending within 3 months - Children	84	1,359	6.2%	10.3%	11.9%	11.8%
% of FP17s for the same patient ID Re-attending within 3 months - Adults	313	2,787	11.2%	15.6%	16.9%	15.7%
% of FP17s for the same patient ID Re-attending between 3 & 9 months - Children	506	1,359	37.2%	49.3%	48.9%	58.9%
% of FP17s for the same patient ID Re-attending between 3 & 9 months - Adults	773	2,787	27.7%	38.6%	38.9%	50.8%
% of FP17s for Band 1 Urgent Courses	155	4,048	3.8%	10.3%	10.7%	9.1%
% of FP17s Relating to Free Repair or Replacements	16	4,048	0.4%	0.6%	0.5%	0.8%
% of FP17s Relating to Continuations	102	4,048	2.5%	0.9%	0.7%	0.9%
% of Patients satisfied with the dentistry they have received	1	1	N/A	90.5%	89.1%	92.5%
% of Patients satisfied with the time they had to wait for an appointment	0	1	N/A	86.3%	83.1%	87.0%

* This is based on patients treated on this contract for their most recent course of treatment. Figures in italics indicate the base number of FP17s or Patient Questionnaire responses are less than 100. N/A is shown where the base number of responses is less than 10 during the period. % is calculated as Quantity/Base number*100

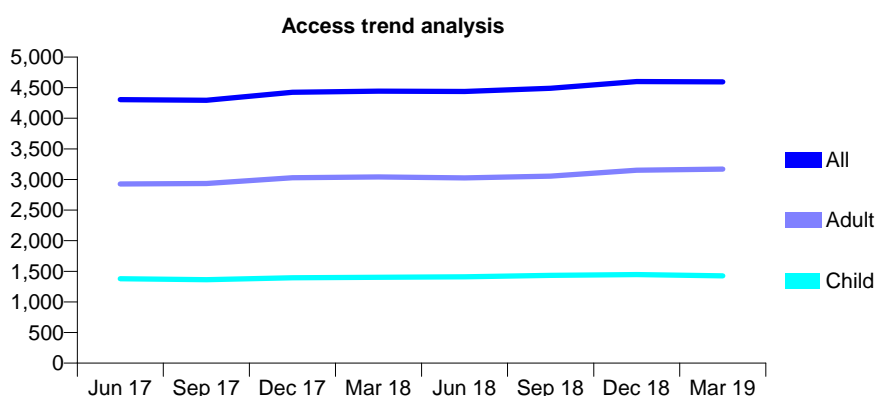
Q63 - Vital Signs At a Glance Contract Report for 147494/0001 - March 2019

Name or company name	Augustus Road Dental Practice
Contract type name	GDS Contract
Purpose of contract	General
Contract start date	06/11/2007
Contract end date	

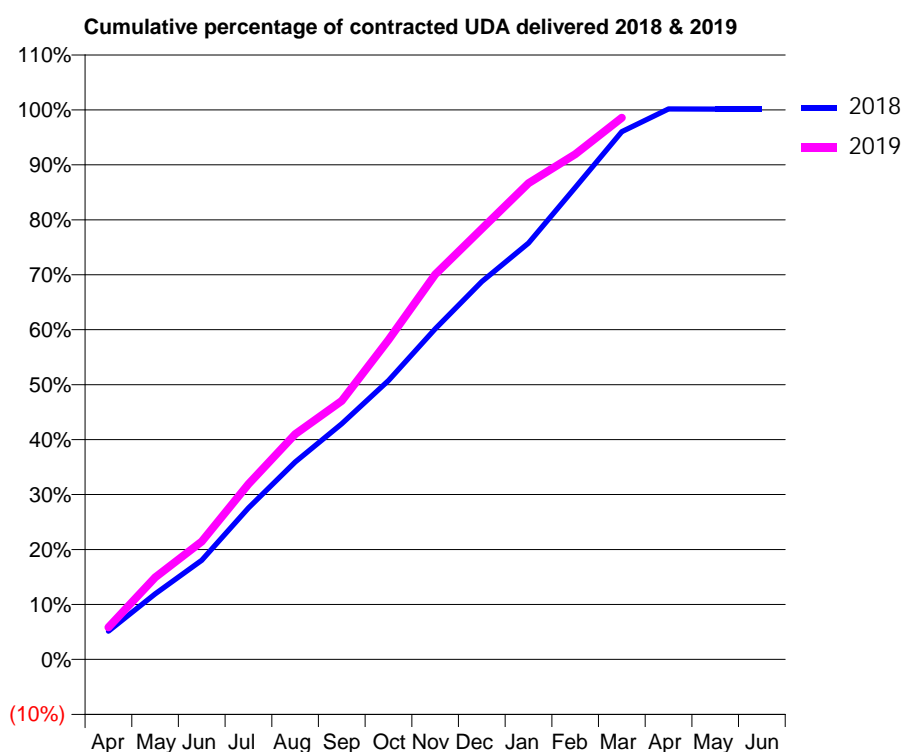
18/19 Contracted general activity (UDA)	11,356
Carry forward general activity (UDA)	-15
18/19 Contracted orthodontic activity (UOA)	0
Carry forward orthodontic activity (UOA)	0
Baseline contract value	£391,017.28

ACCESS*

Patients seen in 24 months	Total	Change since previous quarter
Quarter ending March 2018	4,443	
Quarter ending June 2018	4,437	→
Quarter ending September 2018	4,491	→
Quarter ending December 2018	4,600	↑
Quarter ending March 2019	4,596	→
Variance since March 2018	3.4%	↑



ACTIVITY



Month	2018	2019
April	582	661
May	1,353	1,696
June	2,049	2,438
July	3,130	3,621
August	4,081	4,655
September	4,871	5,341
October	5,764	6,602
November	6,831	7,955
December	7,805	8,896
January	8,601	9,840
February	9,750	10,438
March	10,905	11,192
April	11,373	
May	11,370	
June	11,371	

QUALITY

	Quantity	Base Number	Contract	AT	Region	England
% of FP17s for the same patient ID Re-attending within 3 months - Children	111	1,874	5.9%	10.3%	11.9%	11.8%
% of FP17s for the same patient ID Re-attending within 3 months - Adults	401	3,410	11.8%	15.6%	16.9%	15.7%
% of FP17s for the same patient ID Re-attending between 3 & 9 months - Children	1,029	1,874	54.9%	49.3%	48.9%	58.9%
% of FP17s for the same patient ID Re-attending between 3 & 9 months - Adults	1,424	3,410	41.8%	38.6%	38.9%	50.8%
% of FP17s for Band 1 Urgent Courses	351	5,099	6.9%	10.3%	10.7%	9.1%
% of FP17s Relating to Free Repair or Replacements	19	5,099	0.4%	0.6%	0.5%	0.8%
% of FP17s Relating to Continuations	11	5,099	0.2%	0.9%	0.7%	0.9%
% of Patients satisfied with the dentistry they have received	3	3	N/A	90.5%	89.1%	92.5%
% of Patients satisfied with the time they had to wait for an appointment	3	3	N/A	86.3%	83.1%	87.0%

* This is based on patients treated on this contract for their most recent course of treatment. Figures in italics indicate the base number of FP17s or Patient Questionnaire responses are less than 100. N/A is shown where the base number of responses is less than 10 during the period. % is calculated as Quantity/Base number*100

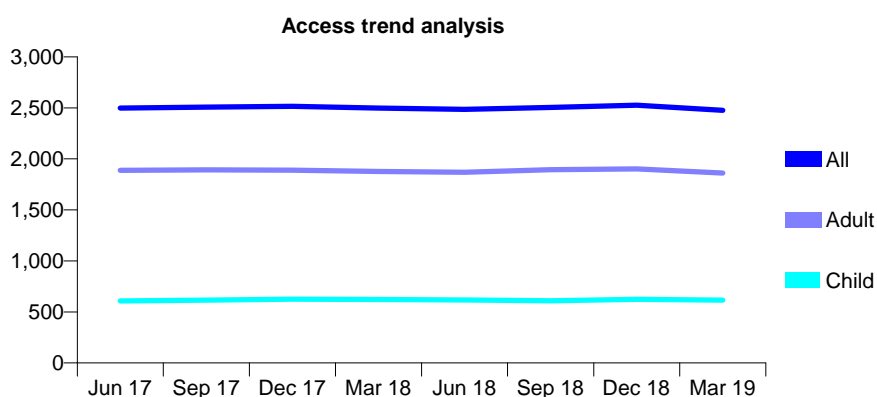
Q63 - Vital Signs At a Glance Contract Report for 149381/0001 - March 2019

Name or company name	Leong & Motlagh
Contract type name	GDS Contract
Purpose of contract	General
Contract start date	28/03/2013
Contract end date	

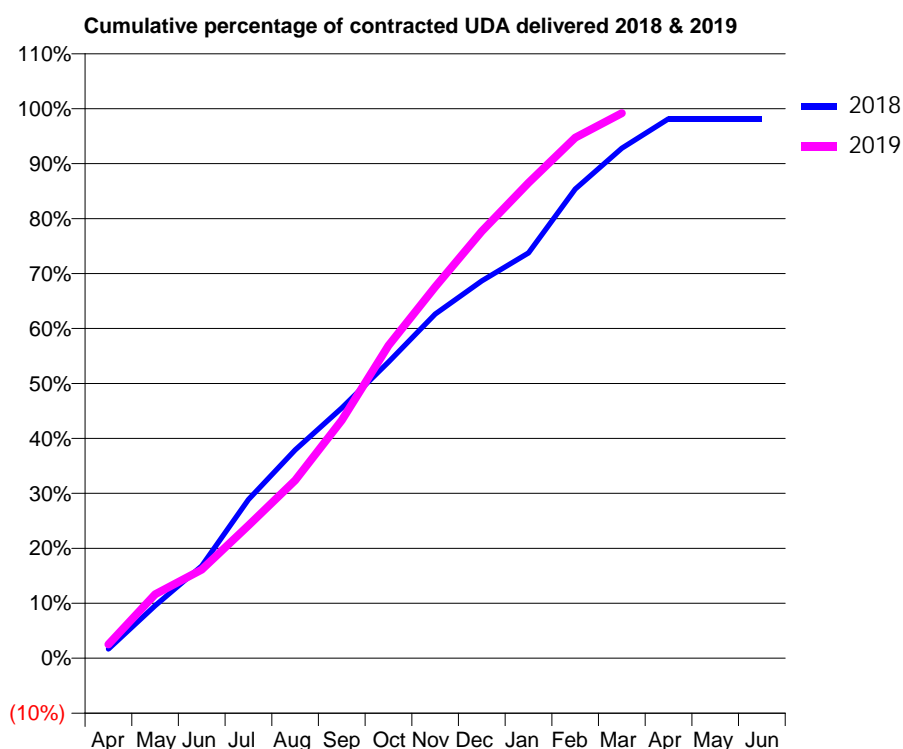
18/19 Contracted general activity (UDA)	7,581
Carry forward general activity (UDA)	141
18/19 Contracted orthodontic activity (UOA)	0
Carry forward orthodontic activity (UOA)	0
Baseline contract value	£231,774.39

ACCESS*

Patients seen in 24 months	Total	Change since previous quarter
Quarter ending March 2018	2,498	
Quarter ending June 2018	2,486	→
Quarter ending September 2018	2,504	→
Quarter ending December 2018	2,526	→
Quarter ending March 2019	2,477	↓
Variance since March 2018	(0.8%)	→



ACTIVITY



Month	2018	2019
April	129	192
May	726	883
June	1,273	1,223
July	2,189	1,832
August	2,873	2,453
September	3,452	3,282
October	4,085	4,314
November	4,746	5,122
December	5,206	5,890
January	5,592	6,557
February	6,472	7,181
March	7,035	7,517
April	7,440	
May	7,440	
June	7,440	

QUALITY

	Quantity	Base Number	Contract	AT	Region	England
% of FP17s for the same patient ID Re-attending within 3 months - Children	53	739	7.2%	10.3%	11.9%	11.8%
% of FP17s for the same patient ID Re-attending within 3 months - Adults	350	2,152	16.3%	15.6%	16.9%	15.7%
% of FP17s for the same patient ID Re-attending between 3 & 9 months - Children	321	739	43.4%	49.3%	48.9%	58.9%
% of FP17s for the same patient ID Re-attending between 3 & 9 months - Adults	866	2,152	40.2%	38.6%	38.9%	50.8%
% of FP17s for Band 1 Urgent Courses	297	2,770	10.7%	10.3%	10.7%	9.1%
% of FP17s Relating to Free Repair or Replacements	44	2,770	1.6%	0.6%	0.5%	0.8%
% of FP17s Relating to Continuations	52	2,770	1.9%	0.9%	0.7%	0.9%
% of Patients satisfied with the dentistry they have received	1	1	N/A	90.5%	89.1%	92.5%
% of Patients satisfied with the time they had to wait for an appointment	1	1	N/A	86.3%	83.1%	87.0%

* This is based on patients treated on this contract for their most recent course of treatment. Figures in italics indicate the base number of FP17s or Patient Questionnaire responses are less than 100. N/A is shown where the base number of responses is less than 10 during the period. % is calculated as Quantity/Base number*100

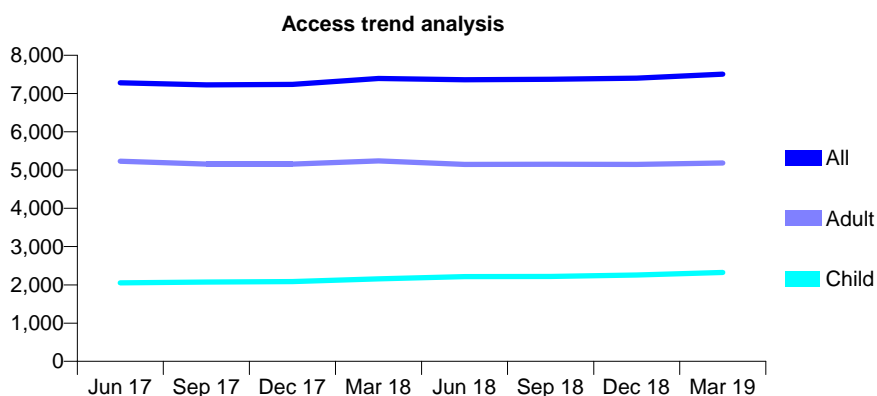
Q63 - Vital Signs At a Glance Contract Report for 149659/0001 - March 2019

Name or company name	Dr A Prashad (962465) and Dr Meeraj Pate
Contract type name	GDS Contract
Purpose of contract	General
Contract start date	01/06/2014
Contract end date	

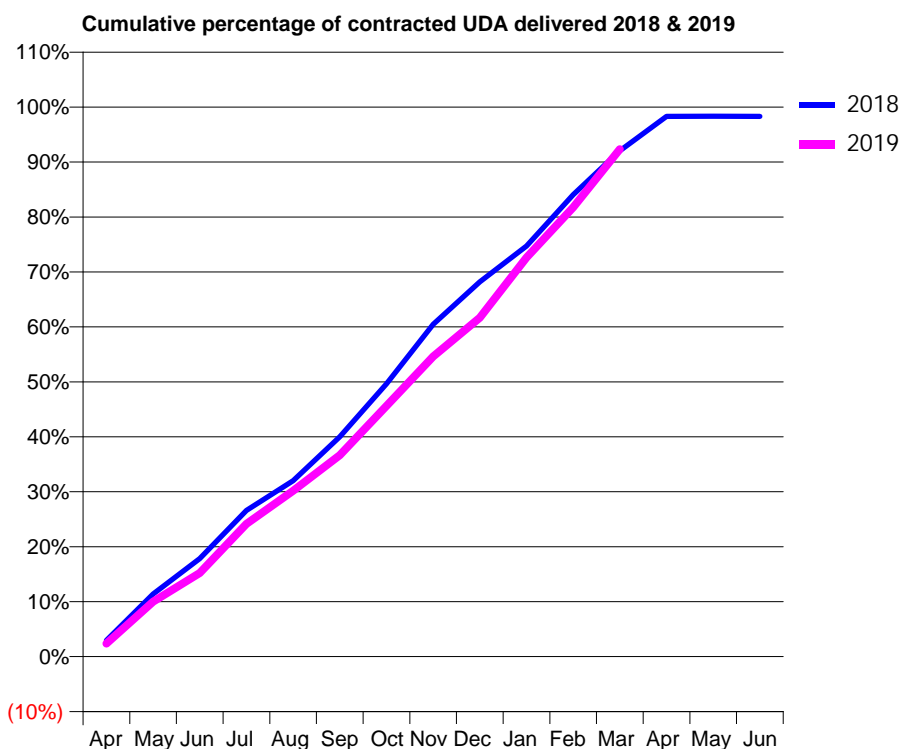
18/19 Contracted general activity (UDA)	14,000
Carry forward general activity (UDA)	237
18/19 Contracted orthodontic activity (UOA)	0
Carry forward orthodontic activity (UOA)	0
Baseline contract value	£324,279.69

ACCESS*

Patients seen in 24 months	Total	Change since previous quarter
Quarter ending March 2018	7,395	
Quarter ending June 2018	7,362	→
Quarter ending September 2018	7,370	→
Quarter ending December 2018	7,403	→
Quarter ending March 2019	7,508	→
Variance since March 2018	1.5%	→



ACTIVITY



Month	Adjusted Scheduled Activity (UDA)	
	2018	2019
April	412	333
May	1,599	1,402
June	2,500	2,133
July	3,726	3,381
August	4,483	4,223
September	5,600	5,132
October	6,949	6,388
November	8,464	7,644
December	9,546	8,635
January	10,459	10,168
February	11,767	11,448
March	12,884	12,924
April	13,763	
May	13,764	
June	13,763	

QUALITY

	Quantity	Base Number	Contract	AT	Region	England
% of FP17s for the same patient ID Re-attending within 3 months - Children	144	2,979	4.8%	10.3%	11.9%	11.8%
% of FP17s for the same patient ID Re-attending within 3 months - Adults	767	5,714	13.4%	15.6%	16.9%	15.7%
% of FP17s for the same patient ID Re-attending between 3 & 9 months - Children	1,447	2,979	48.6%	49.3%	48.9%	58.9%
% of FP17s for the same patient ID Re-attending between 3 & 9 months - Adults	2,160	5,714	37.8%	38.6%	38.9%	50.8%
% of FP17s for Band 1 Urgent Courses	475	6,773	7.0%	10.3%	10.7%	9.1%
% of FP17s Relating to Free Repair or Replacements	32	6,773	0.5%	0.6%	0.5%	0.8%
% of FP17s Relating to Continuations	22	6,773	0.3%	0.9%	0.7%	0.9%
% of Patients satisfied with the dentistry they have received	4	4	N/A	90.5%	89.1%	92.5%
% of Patients satisfied with the time they had to wait for an appointment	4	4	N/A	86.3%	83.1%	87.0%

* This is based on patients treated on this contract for their most recent course of treatment. Figures in italics indicate the base number of FP17s or Patient Questionnaire responses are less than 100. N/A is shown where the base number of responses is less than 10 during the period. % is calculated as Quantity/Base number*100

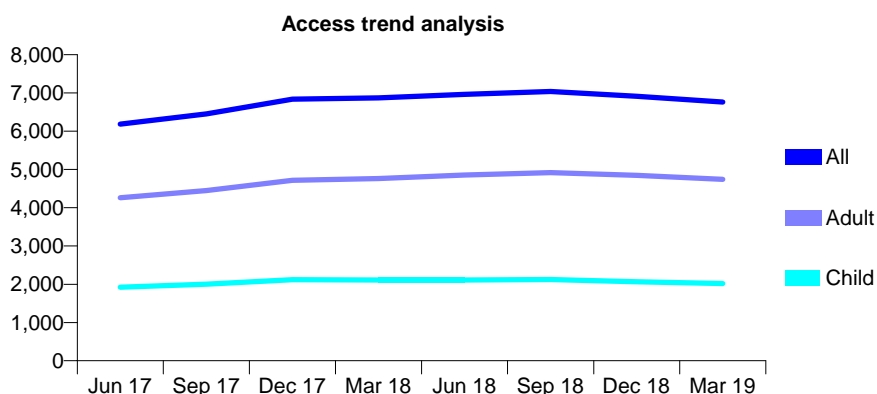
Q63 - Vital Signs At a Glance Contract Report for 151335/0001 - March 2019

Name or company name	Peckham Dental Care
Contract type name	GDS Contract
Purpose of contract	General
Contract start date	01/04/2008
Contract end date	

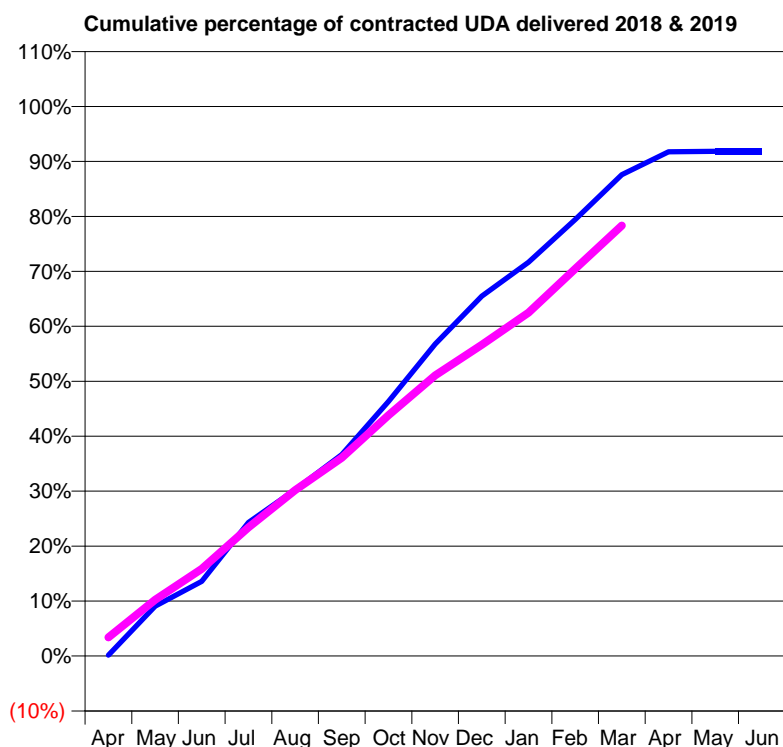
18/19 Contracted general activity (UDA)	24,000
Carry forward general activity (UDA)	0
18/19 Contracted orthodontic activity (UOA)	0
Carry forward orthodontic activity (UOA)	0
Baseline contract value	£592,111.56

ACCESS*

Patients seen in 24 months	Total	Change since previous quarter
Quarter ending March 2018	6,871	
Quarter ending June 2018	6,964	→
Quarter ending September 2018	7,041	→
Quarter ending December 2018	6,914	↓
Quarter ending March 2019	6,761	↓
Variance since March 2018	(1.6%)	↓



ACTIVITY



Month	Adjusted Scheduled Activity (UDA)	
	2018	2019
April	40	817
May	2,182	2,462
June	3,257	3,809
July	5,830	5,620
August	7,267	7,250
September	8,799	8,659
October	11,114	10,513
November	13,625	12,255
December	15,718	13,589
January	17,193	14,994
February	19,064	16,909
March	21,023	18,797
April	22,016	
May	22,040	
June	22,040	

QUALITY

	Quantity	Base Number	Contract	AT	Region	England
% of FP17s for the same patient ID Re-attending within 3 months - Children	103	1,880	5.5%	10.3%	11.9%	11.8%
% of FP17s for the same patient ID Re-attending within 3 months - Adults	696	4,310	16.1%	15.6%	16.9%	15.7%
% of FP17s for the same patient ID Re-attending between 3 & 9 months - Children	791	1,880	42.1%	49.3%	48.9%	58.9%
% of FP17s for the same patient ID Re-attending between 3 & 9 months - Adults	1,208	4,310	28.0%	38.6%	38.9%	50.8%
% of FP17s for Band 1 Urgent Courses	650	5,909	11.0%	10.3%	10.7%	9.1%
% of FP17s Relating to Free Repair or Replacements	29	5,909	0.5%	0.6%	0.5%	0.8%
% of FP17s Relating to Continuations	104	5,909	1.8%	0.9%	0.7%	0.9%
% of Patients satisfied with the dentistry they have received	1	1	N/A	90.5%	89.1%	92.5%
% of Patients satisfied with the time they had to wait for an appointment	1	1	N/A	86.3%	83.1%	87.0%

* This is based on patients treated on this contract for their most recent course of treatment. Figures in italics indicate the base number of FP17s or Patient Questionnaire responses are less than 100. N/A is shown where the base number of responses is less than 10 during the period. % is calculated as Quantity/Base number*100

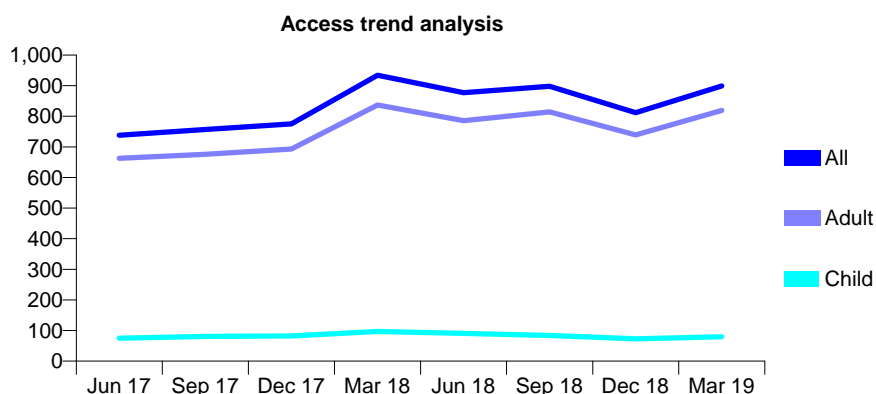
Q63 - Vital Signs At a Glance Contract Report for 152722/0001 - March 2019

Name or company name	Greenwich & Bexley Emergency Dental Ser
Contract type name	PDS Contract
Purpose of contract	General
Contract start date	01/04/2011
Contract end date	31/03/2021

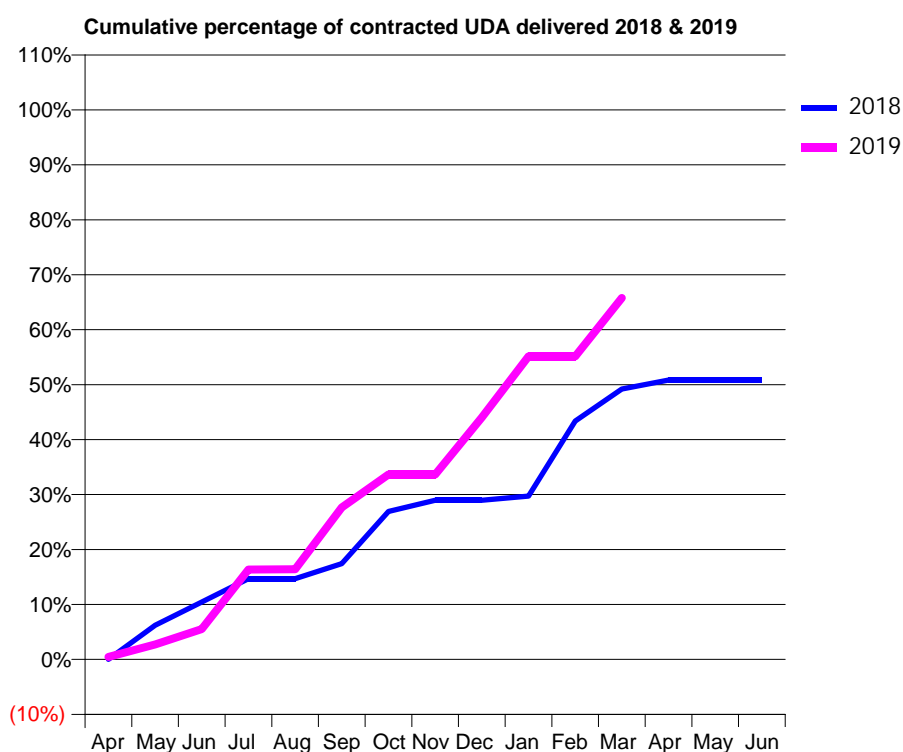
18/19 Contracted general activity (UDA)	1,994
Carry forward general activity (UDA)	0
18/19 Contracted orthodontic activity (UOA)	0
Carry forward orthodontic activity (UOA)	0
Baseline contract value	£113,881.60

ACCESS*

Patients seen in 24 months	Total	Change since previous quarter
Quarter ending March 2018	934	
Quarter ending June 2018	877	↓
Quarter ending September 2018	898	↑
Quarter ending December 2018	812	↓
Quarter ending March 2019	899	↑
Variance since March 2018	(3.7%)	↓



ACTIVITY



Month	Adjusted Scheduled Activity (UDA)	
	2018	2019
April	0	9
May	150	54
June	252	110
July	355	326
August	355	327
September	420	552
October	649	671
November	699	671
December	699	878
January	717	1,100
February	1,046	1,100
March	1,187	1,311
April	1,226	
May	1,226	
June	1,226	

QUALITY

	Quantity	Base Number	Contract	AT	Region	England
% of FP17s for the same patient ID Re-attending within 3 months - Children	0	127	0.0%	10.3%	11.9%	11.8%
% of FP17s for the same patient ID Re-attending within 3 months - Adults	14	1,017	1.4%	15.6%	16.9%	15.7%
% of FP17s for the same patient ID Re-attending between 3 & 9 months - Children	0	127	0.0%	49.3%	48.9%	58.9%
% of FP17s for the same patient ID Re-attending between 3 & 9 months - Adults	2	1,017	0.2%	38.6%	38.9%	50.8%
% of FP17s for Band 1 Urgent Courses	949	1,179	80.5%	10.3%	10.7%	9.1%
% of FP17s Relating to Free Repair or Replacements	0	1,179	0.0%	0.6%	0.5%	0.8%
% of FP17s Relating to Continuations	0	1,179	0.0%	0.9%	0.7%	0.9%
% of Patients satisfied with the dentistry they have received	1	1	N/A	90.5%	89.1%	92.5%
% of Patients satisfied with the time they had to wait for an appointment	1	1	N/A	86.3%	83.1%	87.0%

* This is based on patients treated on this contract for their most recent course of treatment. Figures in italics indicate the base number of FP17s or Patient Questionnaire responses are less than 100. N/A is shown where the base number of responses is less than 10 during the period. % is calculated as Quantity/Base number*100

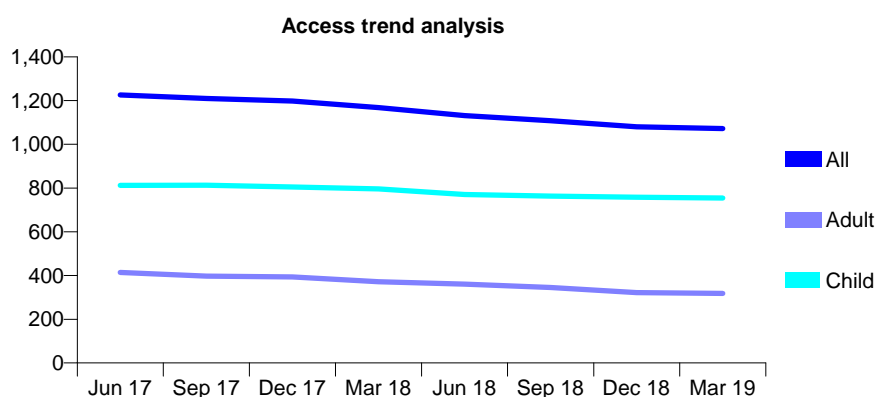
Q63 - Vital Signs At a Glance Contract Report for 152749/0001 - March 2019

Name or company name	Miss B Huggins & Mr T Hind
Contract type name	GDS Contract
Purpose of contract	General
Contract start date	01/11/2012
Contract end date	

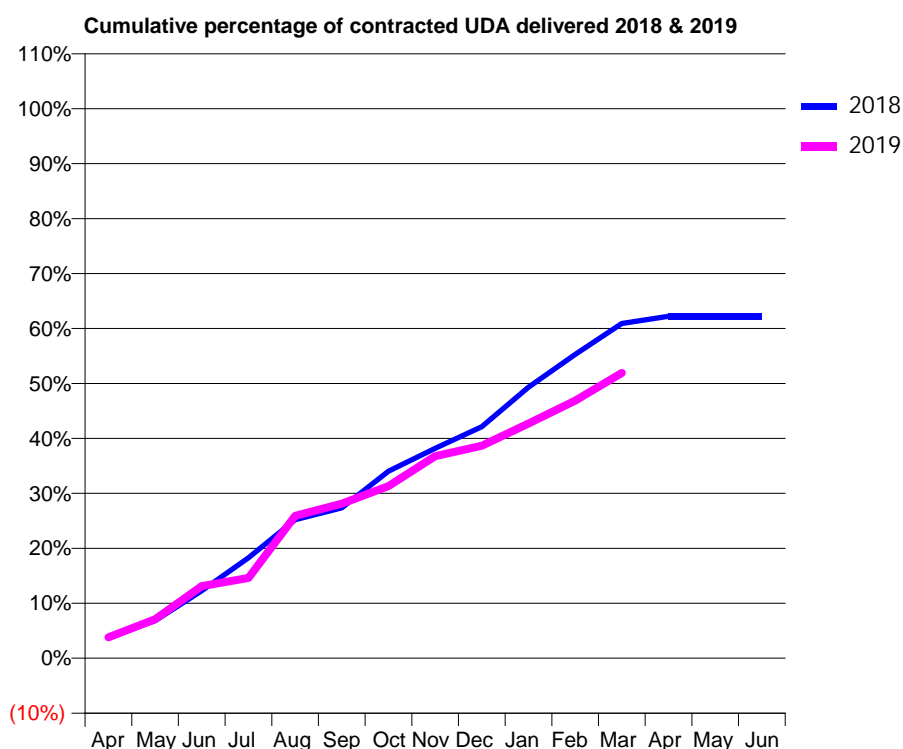
18/19 Contracted general activity (UDA)	3,500
Carry forward general activity (UDA)	0
18/19 Contracted orthodontic activity (UOA)	0
Carry forward orthodontic activity (UOA)	0
Baseline contract value	£96,847.59

ACCESS*

Patients seen in 24 months	Total	Change since previous quarter
Quarter ending March 2018	1,168	
Quarter ending June 2018	1,131	↓
Quarter ending September 2018	1,108	↓
Quarter ending December 2018	1,080	↓
Quarter ending March 2019	1,072	→
Variance since March 2018	(8.2%)	↓



ACTIVITY



Month	2018	2019
April	133	133
May	239	249
June	430	459
July	640	512
August	882	907
September	958	984
October	1,192	1,096
November	1,336	1,287
December	1,474	1,354
January	1,726	1,494
February	1,936	1,641
March	2,132	1,817
April	2,178	
May	2,178	
June	2,178	

QUALITY

	Quantity	Base Number	Contract	AT	Region	England
% of FP17s for the same patient ID Re-attending within 3 months - Children	77	924	8.3%	10.3%	11.9%	11.8%
% of FP17s for the same patient ID Re-attending within 3 months - Adults	43	259	16.6%	15.6%	16.9%	15.7%
% of FP17s for the same patient ID Re-attending between 3 & 9 months - Children	380	924	41.1%	49.3%	48.9%	58.9%
% of FP17s for the same patient ID Re-attending between 3 & 9 months - Adults	101	259	39.0%	38.6%	38.9%	50.8%
% of FP17s for Band 1 Urgent Courses	86	1,152	7.5%	10.3%	10.7%	9.1%
% of FP17s Relating to Free Repair or Replacements	0	1,152	0.0%	0.6%	0.5%	0.8%
% of FP17s Relating to Continuations	8	1,152	0.7%	0.9%	0.7%	0.9%
% of Patients satisfied with the dentistry they have received	1	1	N/A	90.5%	89.1%	92.5%
% of Patients satisfied with the time they had to wait for an appointment	1	1	N/A	86.3%	83.1%	87.0%

* This is based on patients treated on this contract for their most recent course of treatment. Figures in italics indicate the base number of FP17s or Patient Questionnaire responses are less than 100. N/A is shown where the base number of responses is less than 10 during the period. % is calculated as Quantity/Base number*100

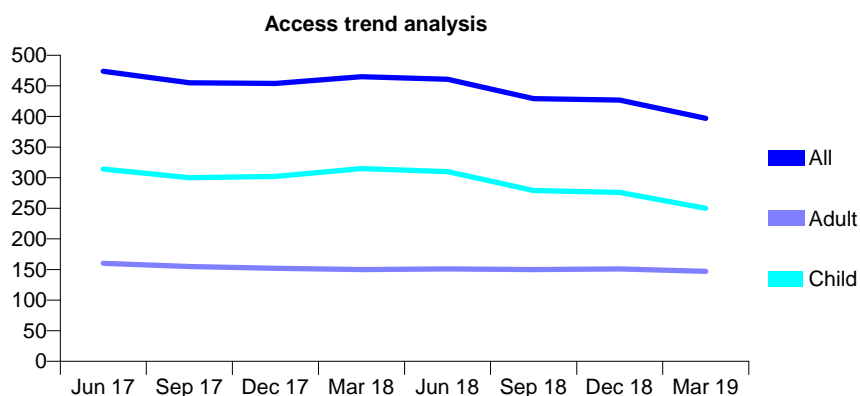
Q63 - Vital Signs At a Glance Contract Report for 154717/0001 - March 2019

Name or company name	Welling Corner Dental Practice Ltd
Contract type name	GDS Contract
Purpose of contract	General
Contract start date	01/11/2012
Contract end date	

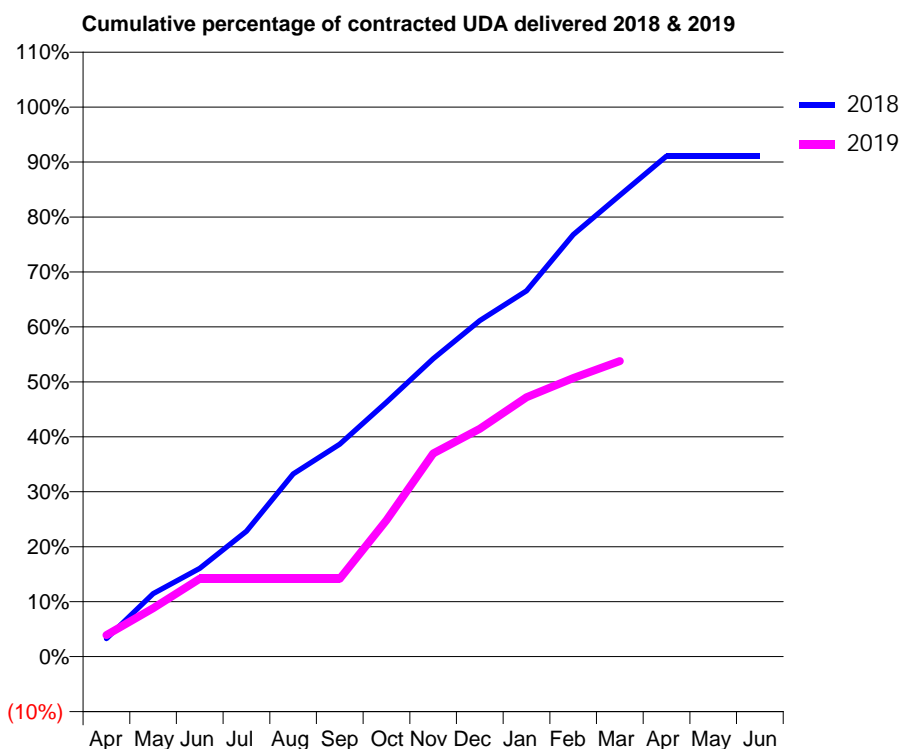
18/19 Contracted general activity (UDA)	1,922
Carry forward general activity (UDA)	0
18/19 Contracted orthodontic activity (UOA)	0
Carry forward orthodontic activity (UOA)	0
Baseline contract value	£49,923.49

ACCESS*

Patients seen in 24 months	Total	Change since previous quarter
Quarter ending March 2018	465	
Quarter ending June 2018	461	→
Quarter ending September 2018	429	↓
Quarter ending December 2018	427	→
Quarter ending March 2019	397	↓
Variance since March 2018	(14.6%)	↓



ACTIVITY



Month	Adjusted Scheduled Activity (UDA)	
	2018	2019
April	63	75
May	220	169
June	308	273
July	439	273
August	639	273
September	743	273
October	890	477
November	1,042	711
December	1,175	797
January	1,279	907
February	1,476	974
March	1,613	1,033
April	1,751	
May	1,751	
June	1,751	

QUALITY

	Quantity	Base Number	Contract	AT	Region	England
% of FP17s for the same patient ID Re-attending within 3 months - Children	29	306	9.5%	10.3%	11.9%	11.8%
% of FP17s for the same patient ID Re-attending within 3 months - Adults	38	166	22.9%	15.6%	16.9%	15.7%
% of FP17s for the same patient ID Re-attending between 3 & 9 months - Children	126	306	41.2%	49.3%	48.9%	58.9%
% of FP17s for the same patient ID Re-attending between 3 & 9 months - Adults	68	166	41.0%	38.6%	38.9%	50.8%
% of FP17s for Band 1 Urgent Courses	21	437	4.8%	10.3%	10.7%	9.1%
% of FP17s Relating to Free Repair or Replacements	0	437	0.0%	0.6%	0.5%	0.8%
% of FP17s Relating to Continuations	7	437	1.6%	0.9%	0.7%	0.9%
% of Patients satisfied with the dentistry they have received	0	0	N/A	90.5%	89.1%	92.5%
% of Patients satisfied with the time they had to wait for an appointment	0	0	N/A	86.3%	83.1%	87.0%

* This is based on patients treated on this contract for their most recent course of treatment. Figures in italics indicate the base number of FP17s or Patient Questionnaire responses are less than 100. N/A is shown where the base number of responses is less than 10 during the period. % is calculated as Quantity/Base number*100

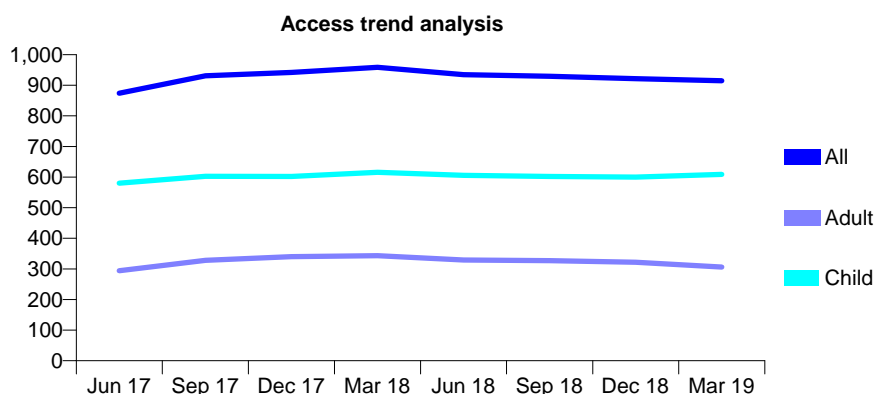
Q63 - Vital Signs At a Glance Contract Report for 154725/0001 - March 2019

Name or company name	Purav Patel
Contract type name	GDS Contract
Purpose of contract	General
Contract start date	01/12/2015
Contract end date	

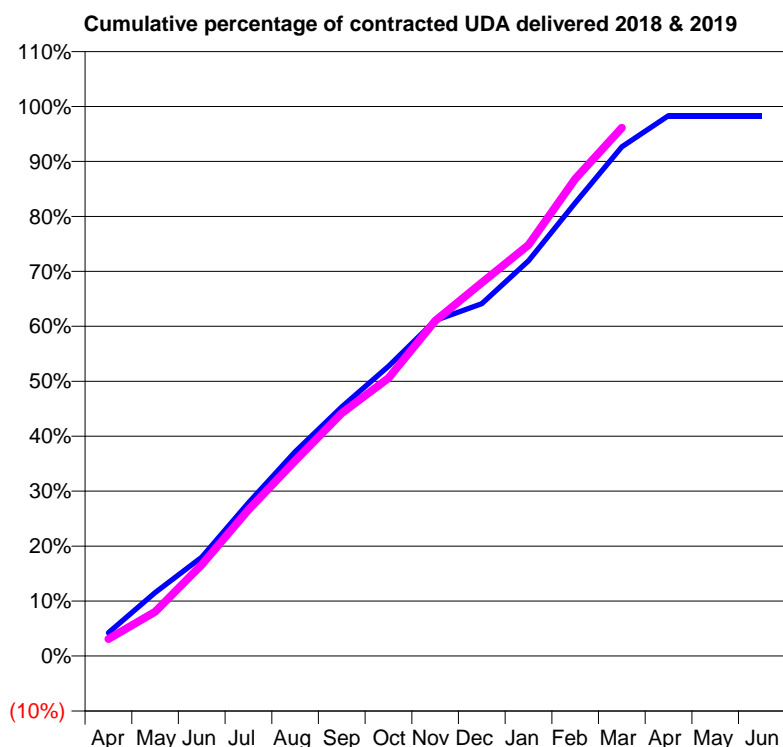
18/19 Contracted general activity (UDA)	3,250
Carry forward general activity (UDA)	54
18/19 Contracted orthodontic activity (UOA)	0
Carry forward orthodontic activity (UOA)	0
Baseline contract value	£88,590.38

ACCESS*

Patients seen in 24 months	Total	Change since previous quarter
Quarter ending March 2018	959	
Quarter ending June 2018	935	↓
Quarter ending September 2018	929	→
Quarter ending December 2018	922	→
Quarter ending March 2019	915	→
Variance since March 2018	(4.6%)	↓



ACTIVITY



Month	Adjusted Scheduled Activity (UDA)	
	2018	2019
April	137	100
May	376	262
June	585	540
July	906	864
August	1,209	1,155
September	1,474	1,436
October	1,714	1,643
November	1,985	1,982
December	2,084	2,208
January	2,337	2,431
February	2,680	2,822
March	3,011	3,124
April	3,196	
May	3,196	
June	3,196	

QUALITY

	Quantity	Base Number	Contract	AT	Region	England
% of FP17s for the same patient ID Re-attending within 3 months - Children	35	798	4.4%	10.3%	11.9%	11.8%
% of FP17s for the same patient ID Re-attending within 3 months - Adults	29	271	10.7%	15.6%	16.9%	15.7%
% of FP17s for the same patient ID Re-attending between 3 & 9 months - Children	400	798	50.1%	49.3%	48.9%	58.9%
% of FP17s for the same patient ID Re-attending between 3 & 9 months - Adults	109	271	40.2%	38.6%	38.9%	50.8%
% of FP17s for Band 1 Urgent Courses	39	1,011	3.9%	10.3%	10.7%	9.1%
% of FP17s Relating to Free Repair or Replacements	4	1,011	0.4%	0.6%	0.5%	0.8%
% of FP17s Relating to Continuations	0	1,011	0.0%	0.9%	0.7%	0.9%
% of Patients satisfied with the dentistry they have received	0	0	N/A	90.5%	89.1%	92.5%
% of Patients satisfied with the time they had to wait for an appointment	0	0	N/A	86.3%	83.1%	87.0%

* This is based on patients treated on this contract for their most recent course of treatment. Figures in italics indicate the base number of FP17s or Patient Questionnaire responses are less than 100. N/A is shown where the base number of responses is less than 10 during the period. % is calculated as Quantity/Base number*100

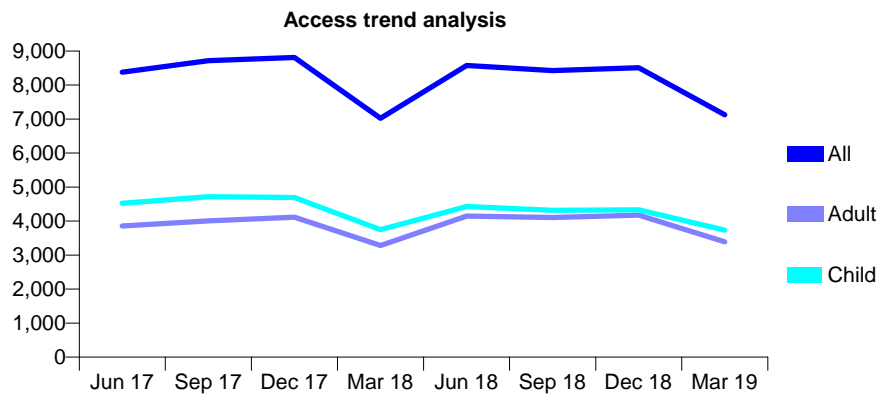
Q63 - Vital Signs At a Glance Contract Report for 155381/0001 - March 2019

Name or company name	Gallions Reach Dental Clinic Limited
Contract type name	GDS Contract
Purpose of contract	General
Contract start date	01/04/2011
Contract end date	

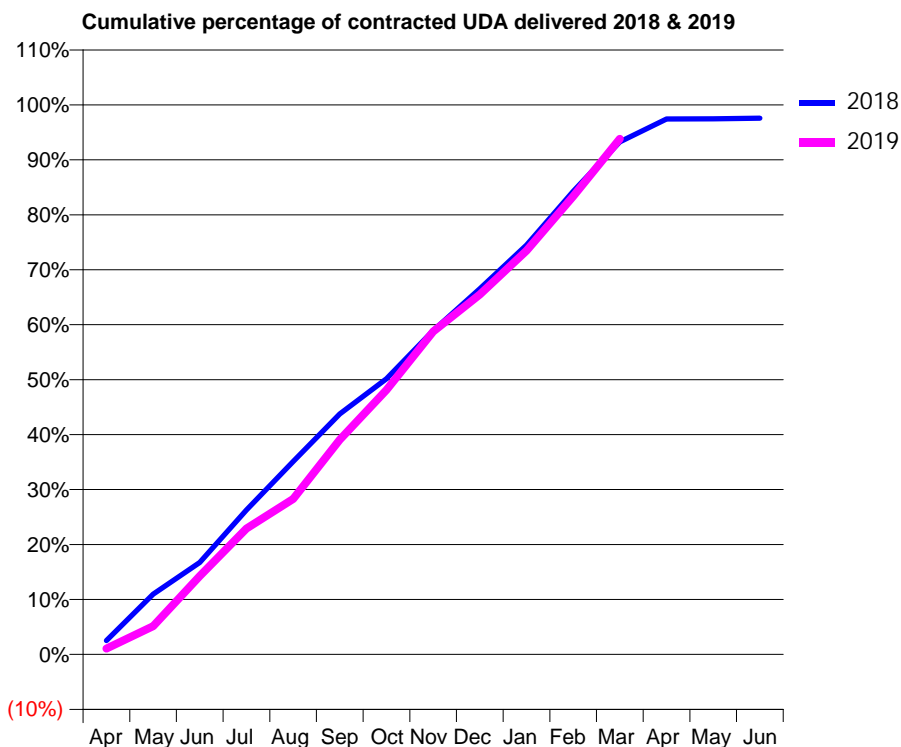
18/19 Contracted general activity (UDA)	24,573
Carry forward general activity (UDA)	600
18/19 Contracted orthodontic activity (UOA)	0
Carry forward orthodontic activity (UOA)	0
Baseline contract value	£1,045,806.85

ACCESS*

Patients seen in 24 months	Total	Change since previous quarter
Quarter ending March 2018	7,026	
Quarter ending June 2018	8,576	↑
Quarter ending September 2018	8,427	↓
Quarter ending December 2018	8,510	→
Quarter ending March 2019	7,127	↓
Variance since March 2018	1.4%	→



ACTIVITY



Month	Adjusted Scheduled Activity (UDA)	
	2018	2019
April	615	258
May	2,690	1,270
June	4,109	3,502
July	6,463	5,630
August	8,625	6,948
September	10,754	9,603
October	12,331	11,830
November	14,479	14,437
December	16,349	16,092
January	18,304	18,056
February	20,704	20,484
March	22,919	23,057
April	23,939	
May	23,949	
June	23,973	

QUALITY

	Quantity	Base Number	Contract	AT	Region	England
% of FP17s for the same patient ID Re-attending within 3 months - Children	238	4,749	5.0%	10.3%	11.9%	11.8%
% of FP17s for the same patient ID Re-attending within 3 months - Adults	548	4,339	12.6%	15.6%	16.9%	15.7%
% of FP17s for the same patient ID Re-attending between 3 & 9 months - Children	1,857	4,749	39.1%	49.3%	48.9%	58.9%
% of FP17s for the same patient ID Re-attending between 3 & 9 months - Adults	1,100	4,339	25.4%	38.6%	38.9%	50.8%
% of FP17s for Band 1 Urgent Courses	370	8,690	4.3%	10.3%	10.7%	9.1%
% of FP17s Relating to Free Repair or Replacements	0	8,690	0.0%	0.6%	0.5%	0.8%
% of FP17s Relating to Continuations	34	8,690	0.4%	0.9%	0.7%	0.9%
% of Patients satisfied with the dentistry they have received	0	0	N/A	90.5%	89.1%	92.5%
% of Patients satisfied with the time they had to wait for an appointment	0	0	N/A	86.3%	83.1%	87.0%

* This is based on patients treated on this contract for their most recent course of treatment. Figures in italics indicate the base number of FP17s or Patient Questionnaire responses are less than 100. N/A is shown where the base number of responses is less than 10 during the period. % is calculated as Quantity/Base number*100

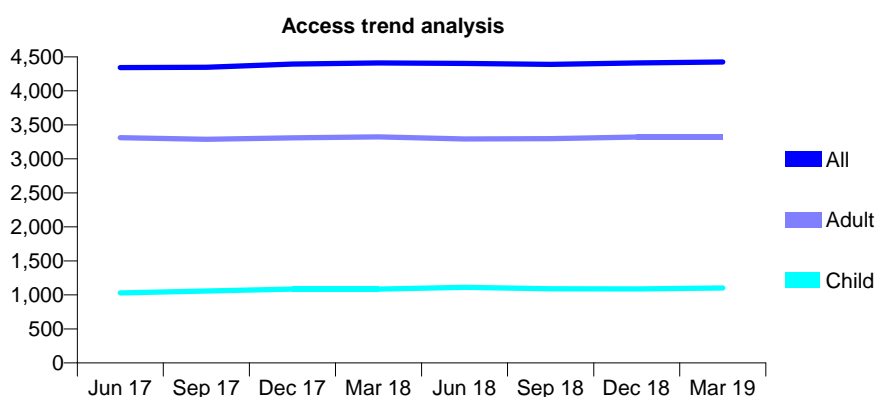
Q63 - Vital Signs At a Glance Contract Report for 155454/0001 - March 2019

Name or company name	Dhiman Dental Surgery
Contract type name	GDS Contract
Purpose of contract	General
Contract start date	12/07/2012
Contract end date	

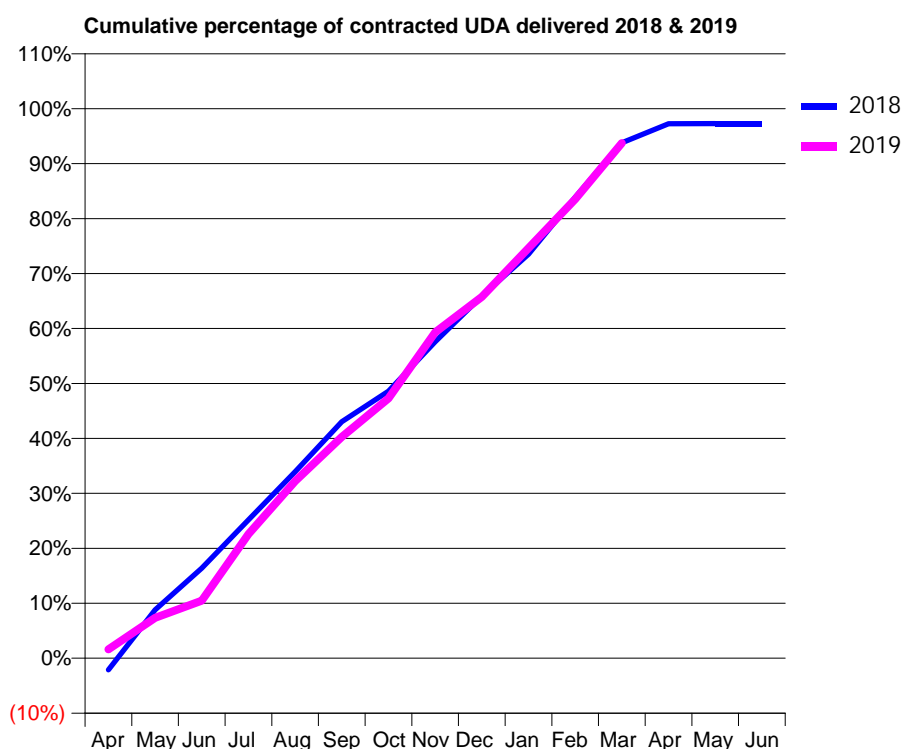
18/19 Contracted general activity (UDA)	10,000
Carry forward general activity (UDA)	273
18/19 Contracted orthodontic activity (UOA)	0
Carry forward orthodontic activity (UOA)	0
Baseline contract value	£273,144.17

ACCESS*

Patients seen in 24 months	Total	Change since previous quarter
Quarter ending March 2018	4,411	
Quarter ending June 2018	4,403	→
Quarter ending September 2018	4,389	→
Quarter ending December 2018	4,410	→
Quarter ending March 2019	4,424	→
Variance since March 2018	0.3%	→



ACTIVITY



Month	2018	2019
April	-213	161
May	881	738
June	1,640	1,047
July	2,518	2,258
August	3,393	3,223
September	4,304	4,028
October	4,859	4,729
November	5,759	5,929
December	6,589	6,575
January	7,351	7,463
February	8,389	8,353
March	9,377	9,373
April	9,725	
May	9,727	
June	9,727	

QUALITY

	Quantity	Base Number	Contract	AT	Region	England
% of FP17s for the same patient ID Re-attending within 3 months - Children	119	1,713	6.9%	10.3%	11.9%	11.8%
% of FP17s for the same patient ID Re-attending within 3 months - Adults	683	4,686	14.6%	15.6%	16.9%	15.7%
% of FP17s for the same patient ID Re-attending between 3 & 9 months - Children	1,155	1,713	67.4%	49.3%	48.9%	58.9%
% of FP17s for the same patient ID Re-attending between 3 & 9 months - Adults	2,541	4,686	54.2%	38.6%	38.9%	50.8%
% of FP17s for Band 1 Urgent Courses	709	5,406	13.1%	10.3%	10.7%	9.1%
% of FP17s Relating to Free Repair or Replacements	28	5,406	0.5%	0.6%	0.5%	0.8%
% of FP17s Relating to Continuations	27	5,406	0.5%	0.9%	0.7%	0.9%
% of Patients satisfied with the dentistry they have received	2	2	N/A	90.5%	89.1%	92.5%
% of Patients satisfied with the time they had to wait for an appointment	2	2	N/A	86.3%	83.1%	87.0%

* This is based on patients treated on this contract for their most recent course of treatment.

Figures in italics indicate the base number of FP17s or Patient Questionnaire responses are less than 100. N/A is shown where the base number of responses is less than 10 during the period. % is calculated as Quantity/Base number*100

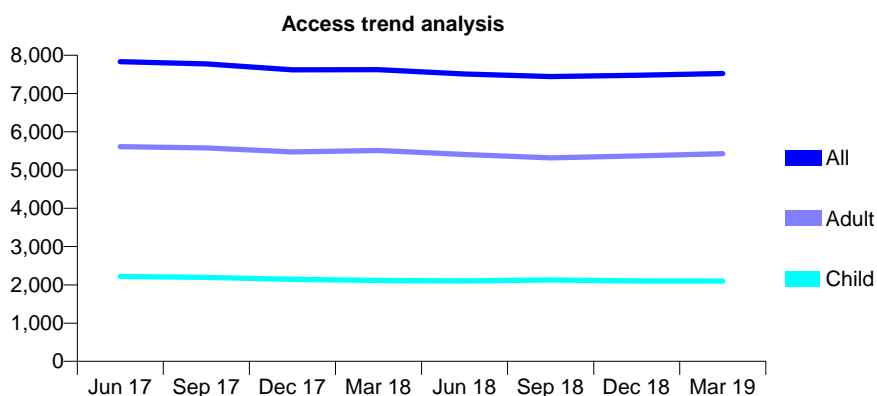
Q63 - Vital Signs At a Glance Contract Report for 156515/0001 - March 2019

Name or company name	Oral Vision Limited
Contract type name	GDS Contract
Purpose of contract	General
Contract start date	01/02/2011
Contract end date	

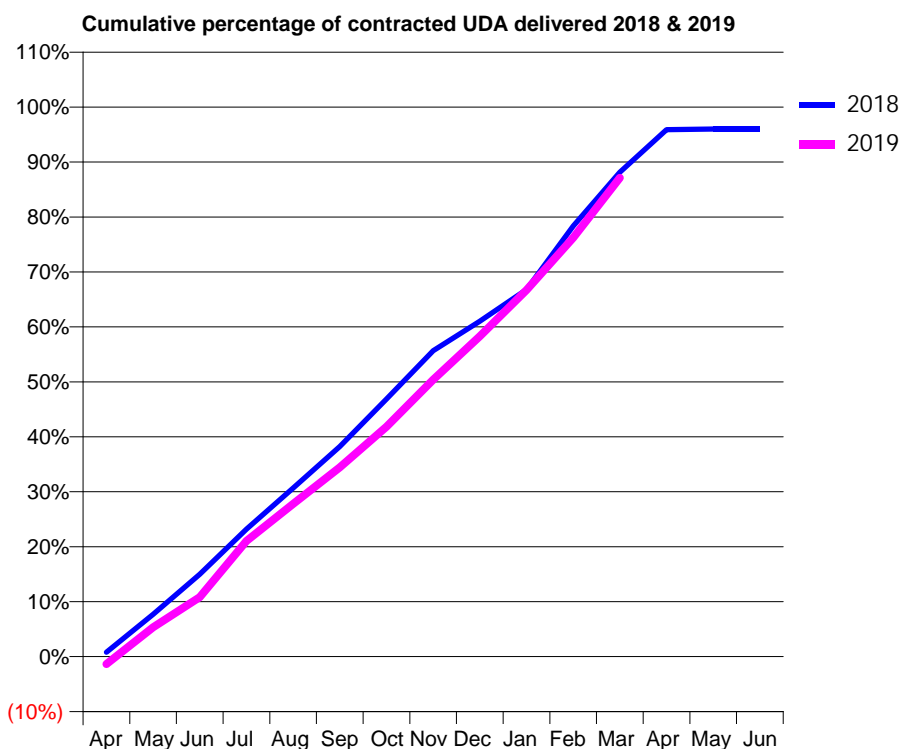
18/19 Contracted general activity (UDA)	25,920
Carry forward general activity (UDA)	1,038
18/19 Contracted orthodontic activity (UOA)	0
Carry forward orthodontic activity (UOA)	0
Baseline contract value	£789,578.24

ACCESS*

Patients seen in 24 months	Total	Change since previous quarter
Quarter ending March 2018	7,622	
Quarter ending June 2018	7,510	↓
Quarter ending September 2018	7,443	→
Quarter ending December 2018	7,474	→
Quarter ending March 2019	7,524	→
Variance since March 2018	(1.3%)	↓



ACTIVITY



Month	Adjusted Scheduled Activity (UDA)	
	2018	2019
April	210	-355
May	1,997	1,384
June	3,882	2,802
July	6,008	5,455
August	7,955	7,207
September	9,907	8,929
October	12,151	10,841
November	14,428	13,058
December	15,815	15,106
January	17,313	17,288
February	20,307	19,758
March	22,851	22,581
April	24,854	
May	24,878	
June	24,882	

QUALITY

	Quantity	Base Number	Contract	AT	Region	England
% of FP17s for the same patient ID Re-attending within 3 months - Children	188	2,684	7.0%	10.3%	11.9%	11.8%
% of FP17s for the same patient ID Re-attending within 3 months - Adults	814	5,769	14.1%	15.6%	16.9%	15.7%
% of FP17s for the same patient ID Re-attending between 3 & 9 months - Children	1,277	2,684	47.6%	49.3%	48.9%	58.9%
% of FP17s for the same patient ID Re-attending between 3 & 9 months - Adults	2,108	5,769	36.5%	38.6%	38.9%	50.8%
% of FP17s for Band 1 Urgent Courses	651	7,984	8.2%	10.3%	10.7%	9.1%
% of FP17s Relating to Free Repair or Replacements	46	7,984	0.6%	0.6%	0.5%	0.8%
% of FP17s Relating to Continuations	7	7,984	0.1%	0.9%	0.7%	0.9%
% of Patients satisfied with the dentistry they have received	0	0	N/A	90.5%	89.1%	92.5%
% of Patients satisfied with the time they had to wait for an appointment	0	0	N/A	86.3%	83.1%	87.0%

* This is based on patients treated on this contract for their most recent course of treatment. Figures in italics indicate the base number of FP17s or Patient Questionnaire responses are less than 100. N/A is shown where the base number of responses is less than 10 during the period. % is calculated as Quantity/Base number*100

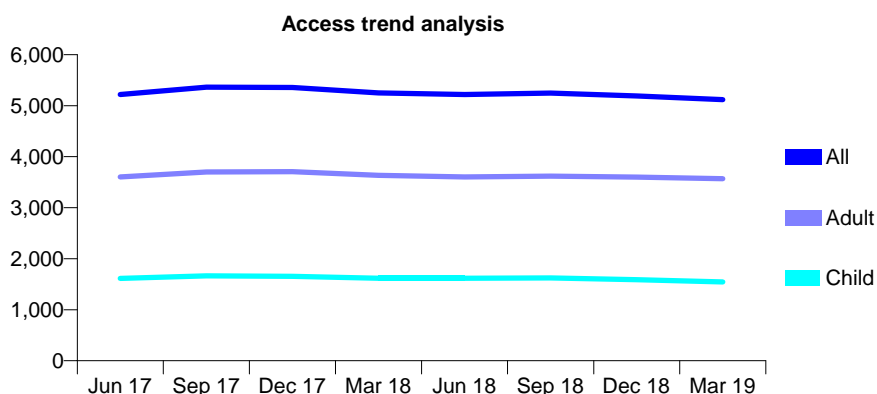
Q63 - Vital Signs At a Glance Contract Report for 157821/0001 - March 2019

Name or company name	S Cowley, R Ingham and J Angelo
Contract type name	GDS Contract
Purpose of contract	General
Contract start date	01/04/2012
Contract end date	

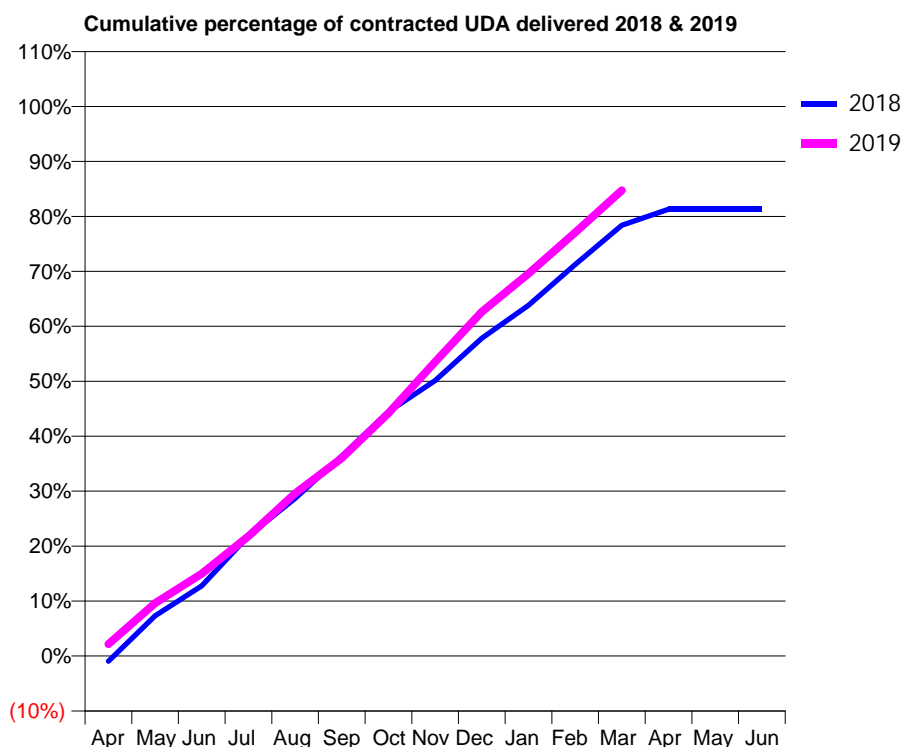
18/19 Contracted general activity (UDA)	20,833
Carry forward general activity (UDA)	0
18/19 Contracted orthodontic activity (UOA)	0
Carry forward orthodontic activity (UOA)	0
Baseline contract value	£659,545.44

ACCESS*

Patients seen in 24 months	Total	Change since previous quarter
Quarter ending March 2018	5,251	
Quarter ending June 2018	5,220	→
Quarter ending September 2018	5,246	→
Quarter ending December 2018	5,190	↓
Quarter ending March 2019	5,117	↓
Variance since March 2018	(2.6%)	↓



ACTIVITY



Month	Adjusted Scheduled Activity (UDA)	
	2018	2019
April	-202	451
May	1,524	2,007
June	2,664	3,120
July	4,551	4,545
August	5,979	6,163
September	7,583	7,498
October	9,262	9,210
November	10,449	11,157
December	12,043	13,047
January	13,294	14,498
February	14,841	16,052
March	16,326	17,653
April	16,936	
May	16,936	
June	16,936	

QUALITY

	Quantity	Base Number	Contract	AT	Region	England
% of FP17s for the same patient ID Re-attending within 3 months - Children	137	1,578	8.7%	10.3%	11.9%	11.8%
% of FP17s for the same patient ID Re-attending within 3 months - Adults	810	3,726	21.7%	15.6%	16.9%	15.7%
% of FP17s for the same patient ID Re-attending between 3 & 9 months - Children	639	1,578	40.5%	49.3%	48.9%	58.9%
% of FP17s for the same patient ID Re-attending between 3 & 9 months - Adults	1,121	3,726	30.1%	38.6%	38.9%	50.8%
% of FP17s for Band 1 Urgent Courses	701	5,107	13.7%	10.3%	10.7%	9.1%
% of FP17s Relating to Free Repair or Replacements	60	5,107	1.2%	0.6%	0.5%	0.8%
% of FP17s Relating to Continuations	190	5,107	3.7%	0.9%	0.7%	0.9%
% of Patients satisfied with the dentistry they have received	0	0	N/A	90.5%	89.1%	92.5%
% of Patients satisfied with the time they had to wait for an appointment	0	0	N/A	86.3%	83.1%	87.0%

* This is based on patients treated on this contract for their most recent course of treatment. Figures in italics indicate the base number of FP17s or Patient Questionnaire responses are less than 100. N/A is shown where the base number of responses is less than 10 during the period. % is calculated as Quantity/Base number*100

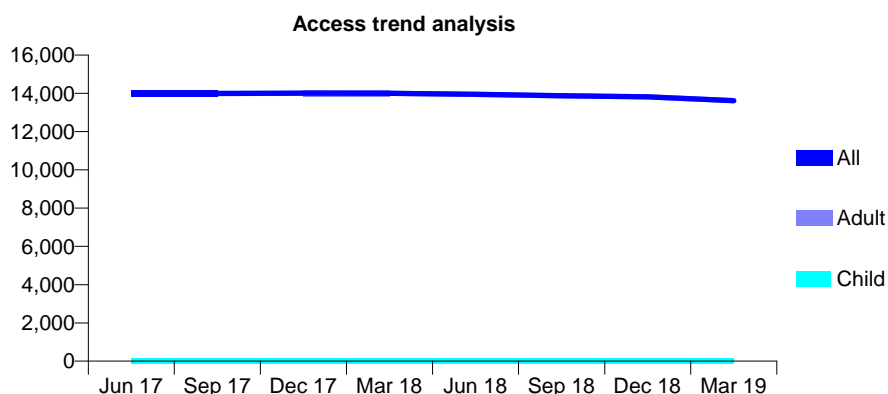
Q63 - Vital Signs At a Glance Contract Report for 158100/0001 - March 2019

Name or company name	The Domiciliary Dental Practice
Contract type name	GDS Contract
Purpose of contract	General
Contract start date	01/07/2012
Contract end date	

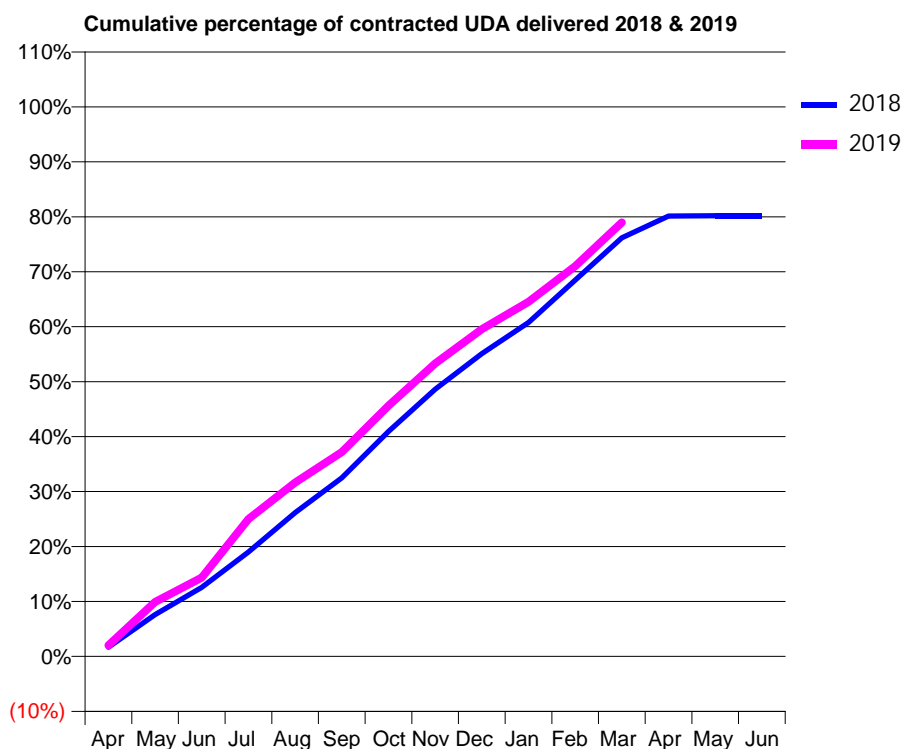
18/19 Contracted general activity (UDA)	36,916
Carry forward general activity (UDA)	0
18/19 Contracted orthodontic activity (UOA)	0
Carry forward orthodontic activity (UOA)	0
Baseline contract value	£1,191,749.97

ACCESS*

Patients seen in 24 months	Total	Change since previous quarter
Quarter ending March 2018	14,005	
Quarter ending June 2018	13,944	→
Quarter ending September 2018	13,874	→
Quarter ending December 2018	13,813	→
Quarter ending March 2019	13,618	↓
Variance since March 2018	(2.8%)	↓



ACTIVITY



Month	Adjusted Scheduled Activity (UDA)	
	2018	2019
April	627	747
May	2,814	3,658
June	4,644	5,303
July	7,016	9,235
August	9,658	11,675
September	11,991	13,721
October	15,105	16,841
November	17,944	19,680
December	20,331	21,978
January	22,427	23,818
February	25,277	26,220
March	28,114	29,158
April	29,579	
May	29,602	
June	29,602	

QUALITY

	Quantity	Base Number	Contract	AT	Region	England
% of FP17s for the same patient ID Re-attending within 3 months - Children	0	0	N/A	10.3%	11.9%	11.8%
% of FP17s for the same patient ID Re-attending within 3 months - Adults	1,892	16,750	11.3%	15.6%	16.9%	15.7%
% of FP17s for the same patient ID Re-attending between 3 & 9 months - Children	0	0	N/A	49.3%	48.9%	58.9%
% of FP17s for the same patient ID Re-attending between 3 & 9 months - Adults	9,471	16,750	56.5%	38.6%	38.9%	50.8%
% of FP17s for Band 1 Urgent Courses	418	16,026	2.6%	10.3%	10.7%	9.1%
% of FP17s Relating to Free Repair or Replacements	0	16,026	0.0%	0.6%	0.5%	0.8%
% of FP17s Relating to Continuations	85	16,026	0.5%	0.9%	0.7%	0.9%
% of Patients satisfied with the dentistry they have received	0	0	N/A	90.5%	89.1%	92.5%
% of Patients satisfied with the time they had to wait for an appointment	0	0	N/A	86.3%	83.1%	87.0%

* This is based on patients treated on this contract for their most recent course of treatment. Figures in italics indicate the base number of FP17s or Patient Questionnaire responses are less than 100. N/A is shown where the base number of responses is less than 10 during the period. % is calculated as Quantity/Base number*100

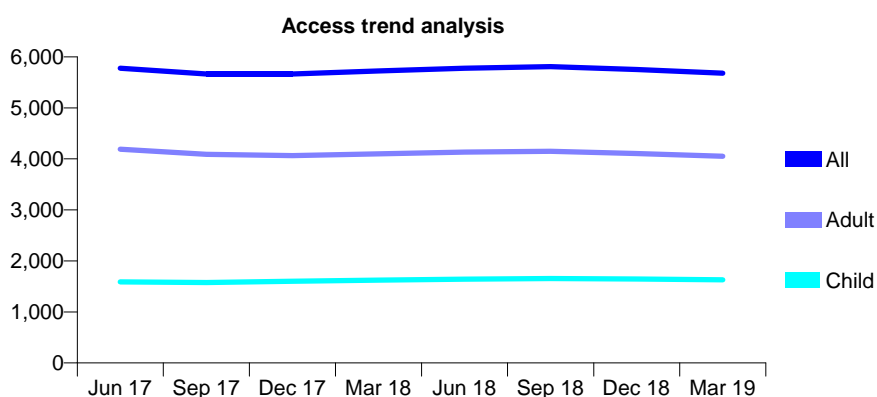
Q63 - Vital Signs At a Glance Contract Report for 158135/0001 - March 2019

Name or company name	Mr S Patel & Mr MP Patel
Contract type name	GDS Contract
Purpose of contract	General
Contract start date	01/11/2010
Contract end date	

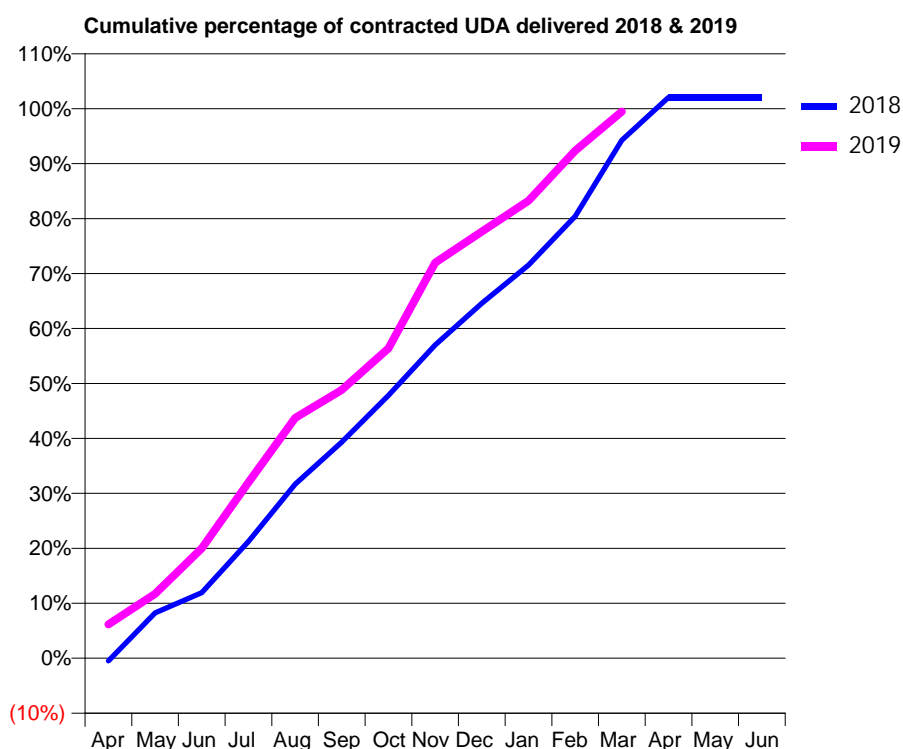
18/19 Contracted general activity (UDA)	11,893
Carry forward general activity (UDA)	-238
18/19 Contracted orthodontic activity (UOA)	0
Carry forward orthodontic activity (UOA)	0
Baseline contract value	£291,785.46

ACCESS*

Patients seen in 24 months	Total	Change since previous quarter
Quarter ending March 2018	5,725	
Quarter ending June 2018	5,777	→
Quarter ending September 2018	5,808	→
Quarter ending December 2018	5,753	→
Quarter ending March 2019	5,681	↓
Variance since March 2018	(0.8%)	→



ACTIVITY



Adjusted Scheduled Activity (UDA)		
Month	2018	2019
April	-60	731
May	982	1,396
June	1,418	2,378
July	2,526	3,806
August	3,767	5,201
September	4,677	5,804
October	5,689	6,706
November	6,781	8,557
December	7,682	9,231
January	8,511	9,902
February	9,562	10,984
March	11,210	11,829
April	12,136	
May	12,136	
June	12,136	

QUALITY

	Quantity	Base Number	Contract	AT	Region	England
% of FP17s for the same patient ID Re-attending within 3 months - Children	153	2,098	7.3%	10.3%	11.9%	11.8%
% of FP17s for the same patient ID Re-attending within 3 months - Adults	591	4,569	12.9%	15.6%	16.9%	15.7%
% of FP17s for the same patient ID Re-attending between 3 & 9 months - Children	1,134	2,098	54.1%	49.3%	48.9%	58.9%
% of FP17s for the same patient ID Re-attending between 3 & 9 months - Adults	1,951	4,569	42.7%	38.6%	38.9%	50.8%
% of FP17s for Band 1 Urgent Courses	609	6,281	9.7%	10.3%	10.7%	9.1%
% of FP17s Relating to Free Repair or Replacements	36	6,281	0.6%	0.6%	0.5%	0.8%
% of FP17s Relating to Continuations	74	6,281	1.2%	0.9%	0.7%	0.9%
% of Patients satisfied with the dentistry they have received	3	3	N/A	90.5%	89.1%	92.5%
% of Patients satisfied with the time they had to wait for an appointment	0	3	N/A	86.3%	83.1%	87.0%

* This is based on patients treated on this contract for their most recent course of treatment.

Figures in italics indicate the base number of FP17s or Patient Questionnaire responses are less than 100. N/A is shown where the base number of responses is less than 10 during the period. % is calculated as Quantity/Base number*100

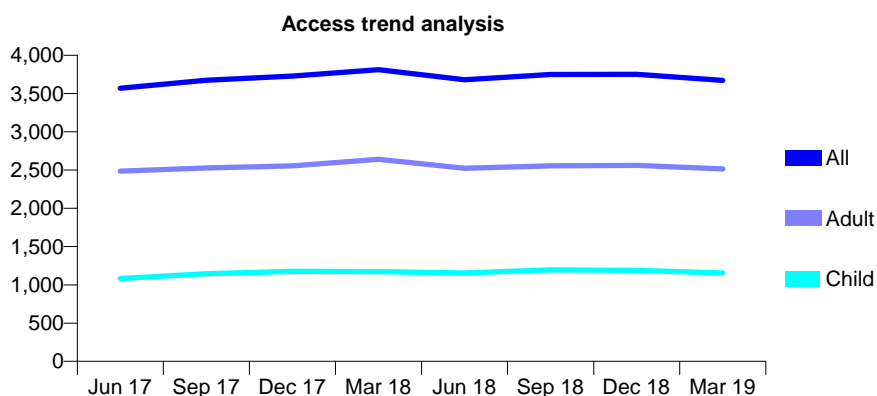
Q63 - Vital Signs At a Glance Contract Report for 158402/0001 - March 2019

Name or company name	Charlton Dental Care Ltd
Contract type name	GDS Contract
Purpose of contract	General
Contract start date	01/04/2010
Contract end date	

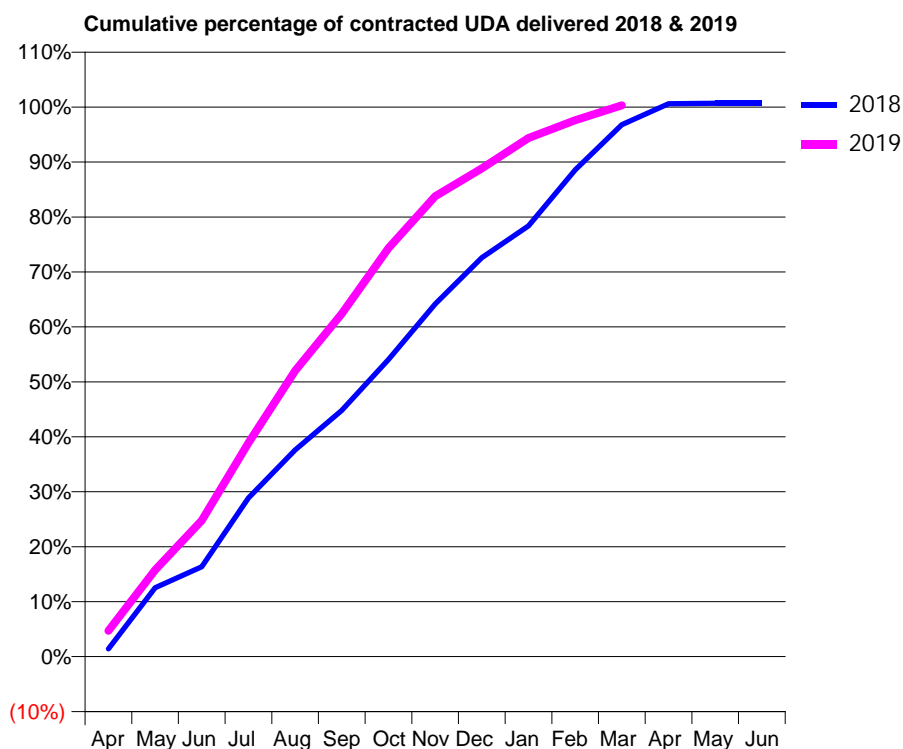
18/19 Contracted general activity (UDA)	15,510
Carry forward general activity (UDA)	-107
18/19 Contracted orthodontic activity (UOA)	0
Carry forward orthodontic activity (UOA)	0
Baseline contract value	£426,730.33

ACCESS*

Patients seen in 24 months	Total	Change since previous quarter
Quarter ending March 2018	3,811	
Quarter ending June 2018	3,680	↓
Quarter ending September 2018	3,749	→
Quarter ending December 2018	3,751	→
Quarter ending March 2019	3,671	↓
Variance since March 2018	(3.7%)	↓



ACTIVITY



Month	Adjusted Scheduled Activity (UDA)	
	2018	2019
April	219	733
May	1,946	2,445
June	2,536	3,840
July	4,478	6,031
August	5,837	8,072
September	6,949	9,677
October	8,383	11,530
November	9,954	12,993
December	11,261	13,778
January	12,160	14,635
February	13,738	15,134
March	15,010	15,559
April	15,602	
May	15,617	
June	15,617	

QUALITY

	Quantity	Base Number	Contract	AT	Region	England
% of FP17s for the same patient ID Re-attending within 3 months - Children	129	1,349	9.6%	10.3%	11.9%	11.8%
% of FP17s for the same patient ID Re-attending within 3 months - Adults	413	2,534	16.3%	15.6%	16.9%	15.7%
% of FP17s for the same patient ID Re-attending between 3 & 9 months - Children	607	1,349	45.0%	49.3%	48.9%	58.9%
% of FP17s for the same patient ID Re-attending between 3 & 9 months - Adults	956	2,534	37.7%	38.6%	38.9%	50.8%
% of FP17s for Band 1 Urgent Courses	255	3,749	6.8%	10.3%	10.7%	9.1%
% of FP17s Relating to Free Repair or Replacements	90	3,749	2.4%	0.6%	0.5%	0.8%
% of FP17s Relating to Continuations	109	3,749	2.9%	0.9%	0.7%	0.9%
% of Patients satisfied with the dentistry they have received	0	0	N/A	90.5%	89.1%	92.5%
% of Patients satisfied with the time they had to wait for an appointment	0	0	N/A	86.3%	83.1%	87.0%

* This is based on patients treated on this contract for their most recent course of treatment. Figures in italics indicate the base number of FP17s or Patient Questionnaire responses are less than 100. N/A is shown where the base number of responses is less than 10 during the period. % is calculated as Quantity/Base number*100

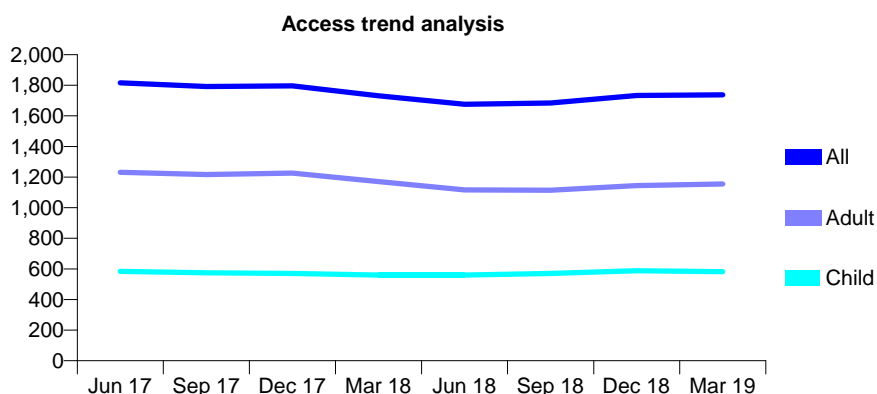
Q63 - Vital Signs At a Glance Contract Report for 158461/0001 - March 2019

Name or company name	The Mullally Dental Practice Ltd
Contract type name	GDS Contract
Purpose of contract	General
Contract start date	01/07/2008
Contract end date	

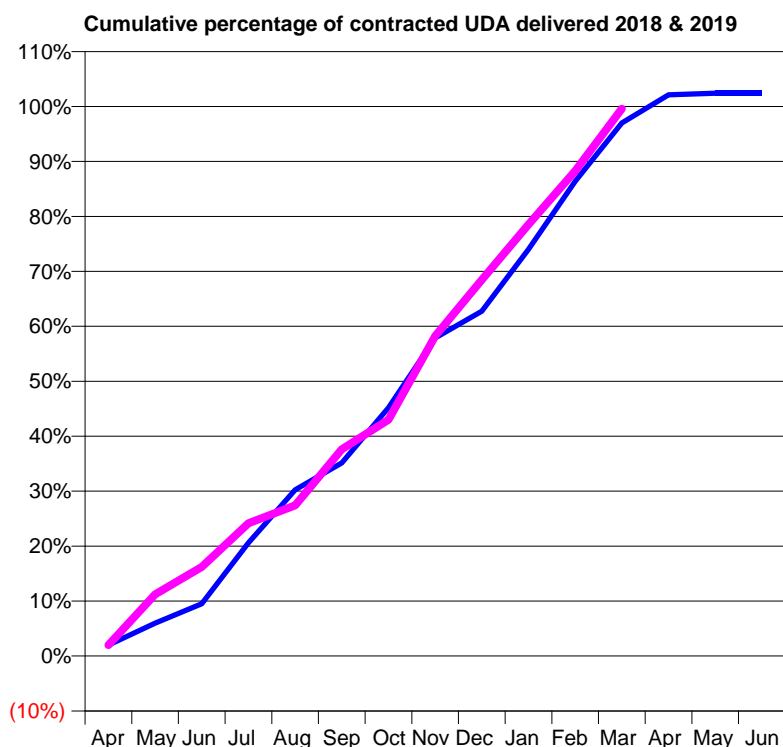
18/19 Contracted general activity (UDA)	6,944
Carry forward general activity (UDA)	-139
18/19 Contracted orthodontic activity (UOA)	0
Carry forward orthodontic activity (UOA)	0
Baseline contract value	£209,629.55

ACCESS*

Patients seen in 24 months	Total	Change since previous quarter
Quarter ending March 2018	1,731	
Quarter ending June 2018	1,676	↓
Quarter ending September 2018	1,684	→
Quarter ending December 2018	1,733	↑
Quarter ending March 2019	1,737	→
Variance since March 2018	0.3%	→



ACTIVITY



Month	Adjusted Scheduled Activity (UDA)	
	2018	2019
April	139	139
May	415	779
June	662	1,127
July	1,431	1,678
August	2,101	1,904
September	2,439	2,611
October	3,136	2,985
November	4,020	4,043
December	4,356	4,752
January	5,140	5,452
February	5,999	6,132
March	6,734	6,914
April	7,089	
May	7,111	
June	7,111	

QUALITY

	Quantity	Base Number	Contract	AT	Region	England
% of FP17s for the same patient ID Re-attending within 3 months - Children	36	585	6.2%	10.3%	11.9%	11.8%
% of FP17s for the same patient ID Re-attending within 3 months - Adults	142	1,141	12.4%	15.6%	16.9%	15.7%
% of FP17s for the same patient ID Re-attending between 3 & 9 months - Children	142	585	24.3%	49.3%	48.9%	58.9%
% of FP17s for the same patient ID Re-attending between 3 & 9 months - Adults	337	1,141	29.5%	38.6%	38.9%	50.8%
% of FP17s for Band 1 Urgent Courses	0	1,623	0.0%	10.3%	10.7%	9.1%
% of FP17s Relating to Free Repair or Replacements	7	1,623	0.4%	0.6%	0.5%	0.8%
% of FP17s Relating to Continuations	47	1,623	2.9%	0.9%	0.7%	0.9%
% of Patients satisfied with the dentistry they have received	0	0	N/A	90.5%	89.1%	92.5%
% of Patients satisfied with the time they had to wait for an appointment	0	0	N/A	86.3%	83.1%	87.0%

* This is based on patients treated on this contract for their most recent course of treatment. Figures in italics indicate the base number of FP17s or Patient Questionnaire responses are less than 100. N/A is shown where the base number of responses is less than 10 during the period. % is calculated as Quantity/Base number*100

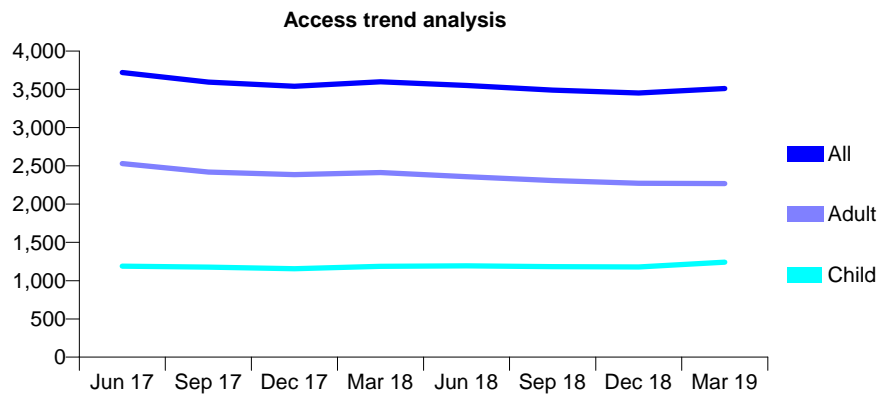
Q63 - Vital Signs At a Glance Contract Report for 158879/0001 - March 2019

Name or company name	Woodside Dental Clinic
Contract type name	GDS Contract
Purpose of contract	General
Contract start date	20/06/2011
Contract end date	

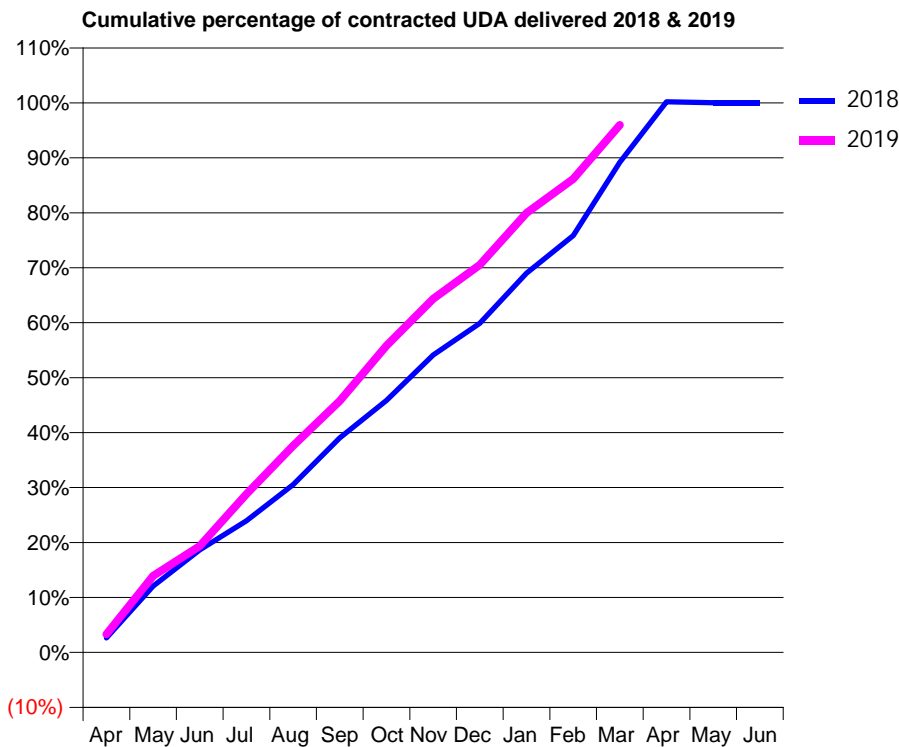
18/19 Contracted general activity (UDA)	6,523
Carry forward general activity (UDA)	-1
18/19 Contracted orthodontic activity (UOA)	0
Carry forward orthodontic activity (UOA)	0
Baseline contract value	£173,009.06

ACCESS*

Patients seen in 24 months	Total	Change since previous quarter
Quarter ending March 2018	3,599	
Quarter ending June 2018	3,552	↓
Quarter ending September 2018	3,491	↓
Quarter ending December 2018	3,451	↓
Quarter ending March 2019	3,511	→
Variance since March 2018	(2.4%)	↓



ACTIVITY



Month	Adjusted Scheduled Activity (UDA)	
	2018	2019
April	172	216
May	787	909
June	1,216	1,262
July	1,563	1,880
August	1,992	2,455
September	2,546	2,984
October	2,991	3,639
November	3,531	4,196
December	3,906	4,601
January	4,500	5,214
February	4,948	5,620
March	5,819	6,260
April	6,535	
May	6,524	
June	6,524	

QUALITY

	Quantity	Base Number	Contract	AT	Region	England
% of FP17s for the same patient ID Re-attending within 3 months - Children	85	1,604	5.3%	10.3%	11.9%	11.8%
% of FP17s for the same patient ID Re-attending within 3 months - Adults	265	2,473	10.7%	15.6%	16.9%	15.7%
% of FP17s for the same patient ID Re-attending between 3 & 9 months - Children	805	1,604	50.2%	49.3%	48.9%	58.9%
% of FP17s for the same patient ID Re-attending between 3 & 9 months - Adults	883	2,473	35.7%	38.6%	38.9%	50.8%
% of FP17s for Band 1 Urgent Courses	312	3,808	8.2%	10.3%	10.7%	9.1%
% of FP17s Relating to Free Repair or Replacements	6	3,808	0.2%	0.6%	0.5%	0.8%
% of FP17s Relating to Continuations	14	3,808	0.4%	0.9%	0.7%	0.9%
% of Patients satisfied with the dentistry they have received	0	0	N/A	90.5%	89.1%	92.5%
% of Patients satisfied with the time they had to wait for an appointment	0	0	N/A	86.3%	83.1%	87.0%

* This is based on patients treated on this contract for their most recent course of treatment. Figures in italics indicate the base number of FP17s or Patient Questionnaire responses are less than 100. N/A is shown where the base number of responses is less than 10 during the period. % is calculated as Quantity/Base number*100

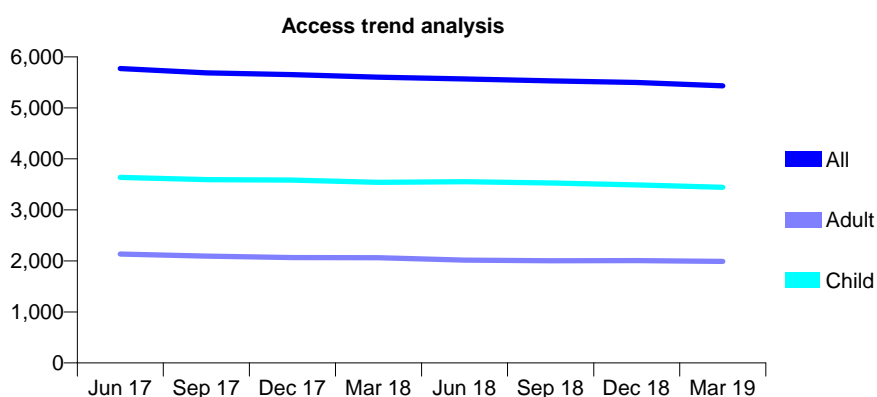
Q63 - Vital Signs At a Glance Contract Report for 159247/0001 - March 2019

Name or company name	Half Moon Dental Centre Ltd
Contract type name	GDS Contract
Purpose of contract	General
Contract start date	01/04/2013
Contract end date	

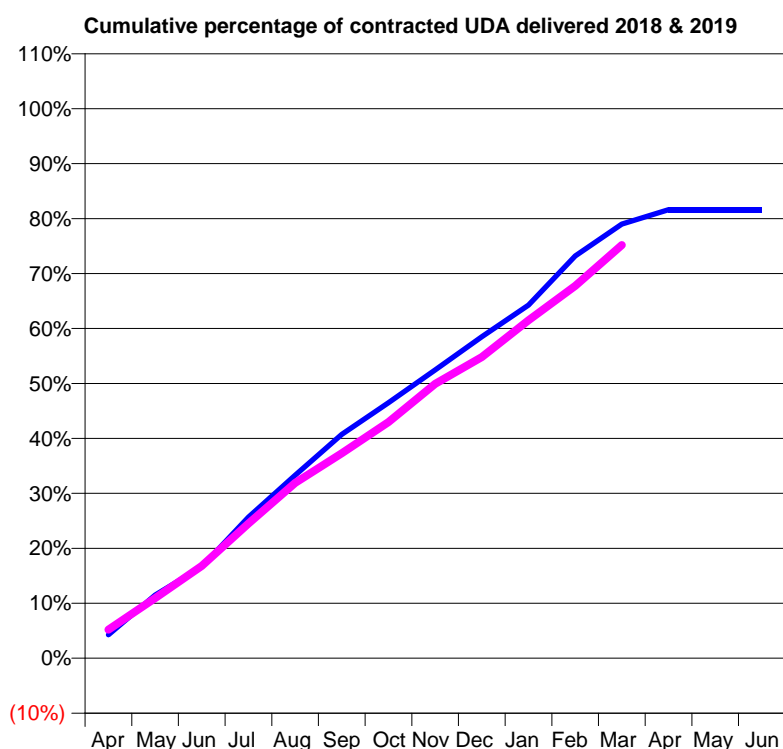
18/19 Contracted general activity (UDA)	11,000
Carry forward general activity (UDA)	0
18/19 Contracted orthodontic activity (UOA)	0
Carry forward orthodontic activity (UOA)	0
Baseline contract value	£261,547.97

ACCESS*

Patients seen in 24 months	Total	Change since previous quarter
Quarter ending March 2018	5,601	
Quarter ending June 2018	5,568	→
Quarter ending September 2018	5,531	→
Quarter ending December 2018	5,499	→
Quarter ending March 2019	5,432	↓
Variance since March 2018	(3.0%)	↓



ACTIVITY



Month	2018	2019
April	472	572
May	1,263	1,202
June	1,832	1,845
July	2,823	2,698
August	3,663	3,509
September	4,482	4,102
October	5,116	4,727
November	5,774	5,492
December	6,434	6,026
January	7,070	6,762
February	8,053	7,451
March	8,690	8,270
April	8,977	
May	8,977	
June	8,977	

QUALITY

	Quantity	Base Number	Contract	AT	Region	England
% of FP17s for the same patient ID Re-attending within 3 months - Children	266	4,198	6.3%	10.3%	11.9%	11.8%
% of FP17s for the same patient ID Re-attending within 3 months - Adults	224	2,003	11.2%	15.6%	16.9%	15.7%
% of FP17s for the same patient ID Re-attending between 3 & 9 months - Children	2,000	4,198	47.6%	49.3%	48.9%	58.9%
% of FP17s for the same patient ID Re-attending between 3 & 9 months - Adults	839	2,003	41.9%	38.6%	38.9%	50.8%
% of FP17s for Band 1 Urgent Courses	79	5,985	1.3%	10.3%	10.7%	9.1%
% of FP17s Relating to Free Repair or Replacements	25	5,985	0.4%	0.6%	0.5%	0.8%
% of FP17s Relating to Continuations	23	5,985	0.4%	0.9%	0.7%	0.9%
% of Patients satisfied with the dentistry they have received	1	1	N/A	90.5%	89.1%	92.5%
% of Patients satisfied with the time they had to wait for an appointment	1	1	N/A	86.3%	83.1%	87.0%

* This is based on patients treated on this contract for their most recent course of treatment. Figures in italics indicate the base number of FP17s or Patient Questionnaire responses are less than 100. N/A is shown where the base number of responses is less than 10 during the period. % is calculated as Quantity/Base number*100

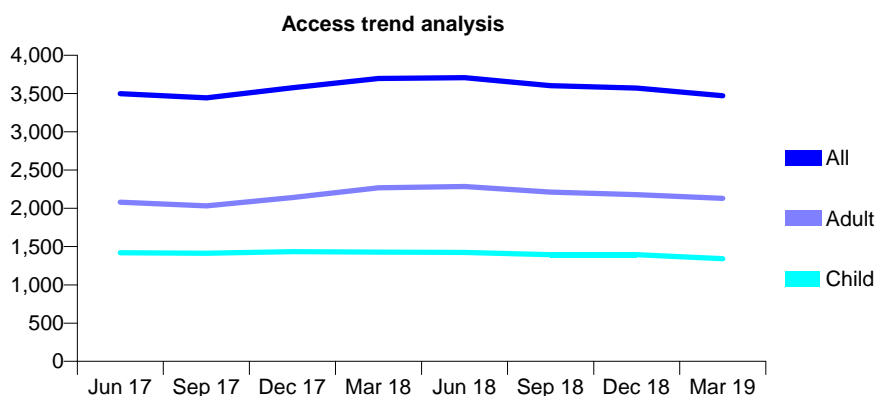
Q63 - Vital Signs At a Glance Contract Report for 160113/0001 - March 2019

Name or company name	Dental Beauty Dulwich
Contract type name	GDS Contract
Purpose of contract	General
Contract start date	01/01/2013
Contract end date	

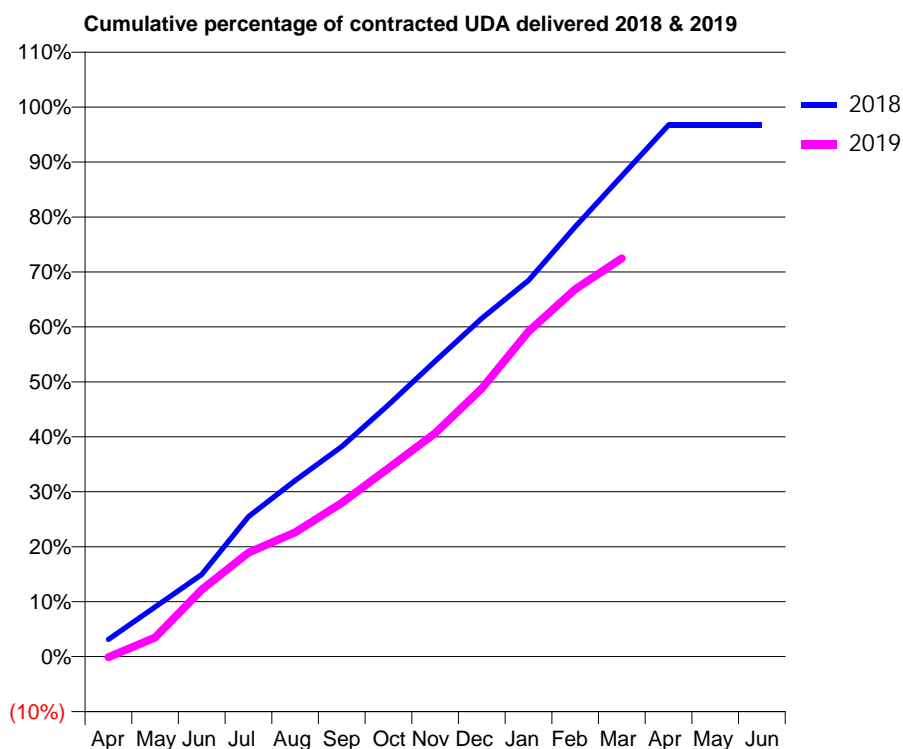
18/19 Contracted general activity (UDA)	10,000
Carry forward general activity (UDA)	325
18/19 Contracted orthodontic activity (UOA)	0
Carry forward orthodontic activity (UOA)	0
Baseline contract value	£247,211.10

ACCESS*

Patients seen in 24 months	Total	Change since previous quarter
Quarter ending March 2018	3,698	
Quarter ending June 2018	3,708	→
Quarter ending September 2018	3,604	↓
Quarter ending December 2018	3,571	→
Quarter ending March 2019	3,471	↓
Variance since March 2018	(6.1%)	↓



ACTIVITY



Month	Adjusted Scheduled Activity (UDA)	
	2018	2019
April	313	-14
May	903	347
June	1,496	1,219
July	2,546	1,891
August	3,206	2,264
September	3,823	2,798
October	4,583	3,429
November	5,376	4,065
December	6,155	4,879
January	6,844	5,916
February	7,821	6,683
March	8,746	7,247
April	9,675	
May	9,675	
June	9,675	

QUALITY

	Quantity	Base Number	Contract	AT	Region	England
% of FP17s for the same patient ID Re-attending within 3 months - Children	122	1,436	8.5%	10.3%	11.9%	11.8%
% of FP17s for the same patient ID Re-attending within 3 months - Adults	368	2,000	18.4%	15.6%	16.9%	15.7%
% of FP17s for the same patient ID Re-attending between 3 & 9 months - Children	494	1,436	34.4%	49.3%	48.9%	58.9%
% of FP17s for the same patient ID Re-attending between 3 & 9 months - Adults	542	2,000	27.1%	38.6%	38.9%	50.8%
% of FP17s for Band 1 Urgent Courses	269	3,187	8.4%	10.3%	10.7%	9.1%
% of FP17s Relating to Free Repair or Replacements	12	3,187	0.4%	0.6%	0.5%	0.8%
% of FP17s Relating to Continuations	102	3,187	3.2%	0.9%	0.7%	0.9%
% of Patients satisfied with the dentistry they have received	1	1	N/A	90.5%	89.1%	92.5%
% of Patients satisfied with the time they had to wait for an appointment	1	1	N/A	86.3%	83.1%	87.0%

* This is based on patients treated on this contract for their most recent course of treatment. Figures in italics indicate the base number of FP17s or Patient Questionnaire responses are less than 100. N/A is shown where the base number of responses is less than 10 during the period. % is calculated as Quantity/Base number*100

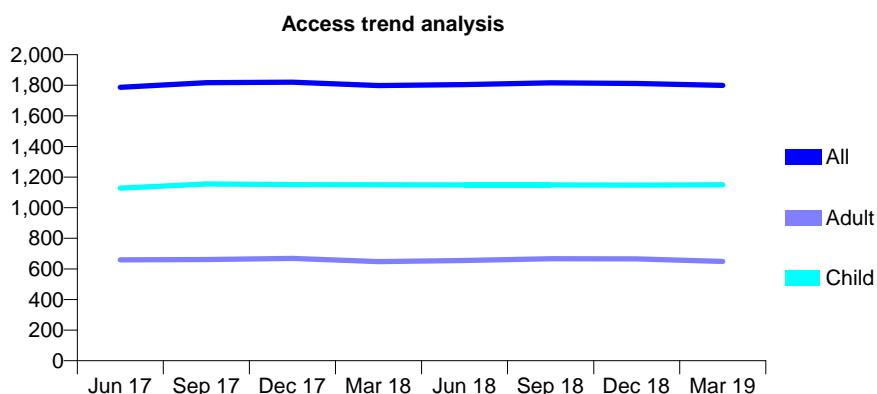
Q63 - Vital Signs At a Glance Contract Report for 160989/0001 - March 2019

Name or company name	Mr S Perry and Mrs S Perry
Contract type name	GDS Contract
Purpose of contract	General
Contract start date	01/08/2009
Contract end date	

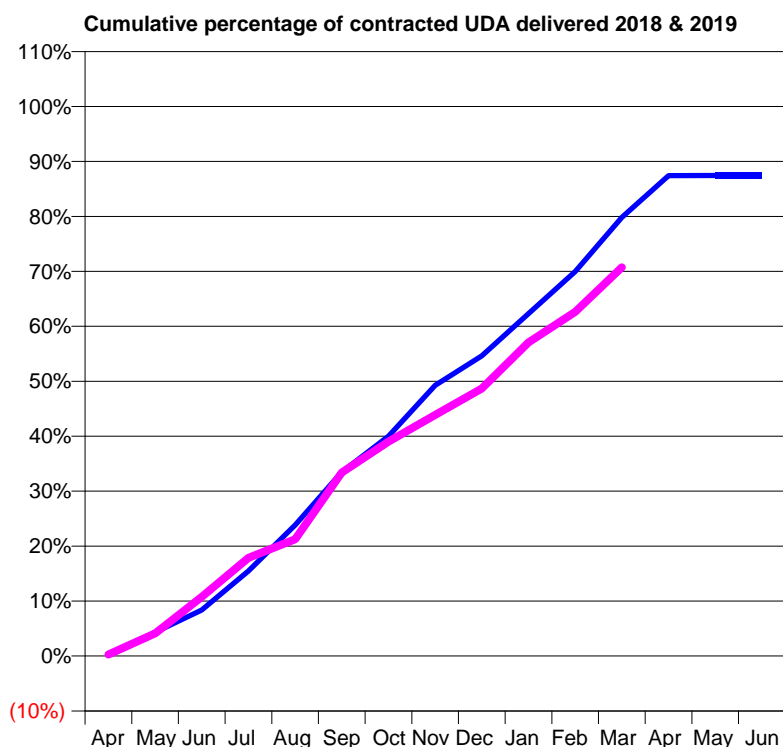
18/19 Contracted general activity (UDA)	5,092
Carry forward general activity (UDA)	109
18/19 Contracted orthodontic activity (UOA)	0
Carry forward orthodontic activity (UOA)	0
Baseline contract value	£124,415.79

ACCESS*

Patients seen in 24 months	Total	Change since previous quarter
Quarter ending March 2018	1,798	
Quarter ending June 2018	1,804	→
Quarter ending September 2018	1,816	→
Quarter ending December 2018	1,812	→
Quarter ending March 2019	1,799	→
Variance since March 2018	0.1%	→



ACTIVITY



Month	Adjusted Scheduled Activity (UDA)	
	2018	2019
April	6	14
May	220	209
June	426	548
July	788	910
August	1,214	1,082
September	1,705	1,700
October	2,036	1,986
November	2,508	2,235
December	2,781	2,478
January	3,173	2,905
February	3,563	3,189
March	4,063	3,602
April	4,451	
May	4,452	
June	4,452	

QUALITY

	Quantity	Base Number	Contract	AT	Region	England
% of FP17s for the same patient ID Re-attending within 3 months - Children	112	1,787	6.3%	10.3%	11.9%	11.8%
% of FP17s for the same patient ID Re-attending within 3 months - Adults	120	737	16.3%	15.6%	16.9%	15.7%
% of FP17s for the same patient ID Re-attending between 3 & 9 months - Children	1,214	1,787	67.9%	49.3%	48.9%	58.9%
% of FP17s for the same patient ID Re-attending between 3 & 9 months - Adults	389	737	52.8%	38.6%	38.9%	50.8%
% of FP17s for Band 1 Urgent Courses	129	2,346	5.5%	10.3%	10.7%	9.1%
% of FP17s Relating to Free Repair or Replacements	0	2,346	0.0%	0.6%	0.5%	0.8%
% of FP17s Relating to Continuations	0	2,346	0.0%	0.9%	0.7%	0.9%
% of Patients satisfied with the dentistry they have received	1	1	N/A	90.5%	89.1%	92.5%
% of Patients satisfied with the time they had to wait for an appointment	1	1	N/A	86.3%	83.1%	87.0%

* This is based on patients treated on this contract for their most recent course of treatment. Figures in italics indicate the base number of FP17s or Patient Questionnaire responses are less than 100. N/A is shown where the base number of responses is less than 10 during the period. % is calculated as Quantity/Base number*100

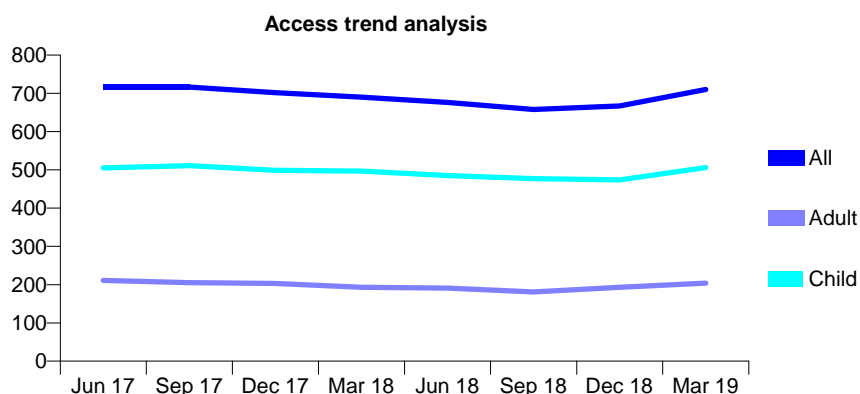
Q63 - Vital Signs At a Glance Contract Report for 161020/0001 - March 2019

Name or company name	Kingston Hill Dental Practice
Contract type name	GDS Contract
Purpose of contract	General
Contract start date	01/04/2010
Contract end date	

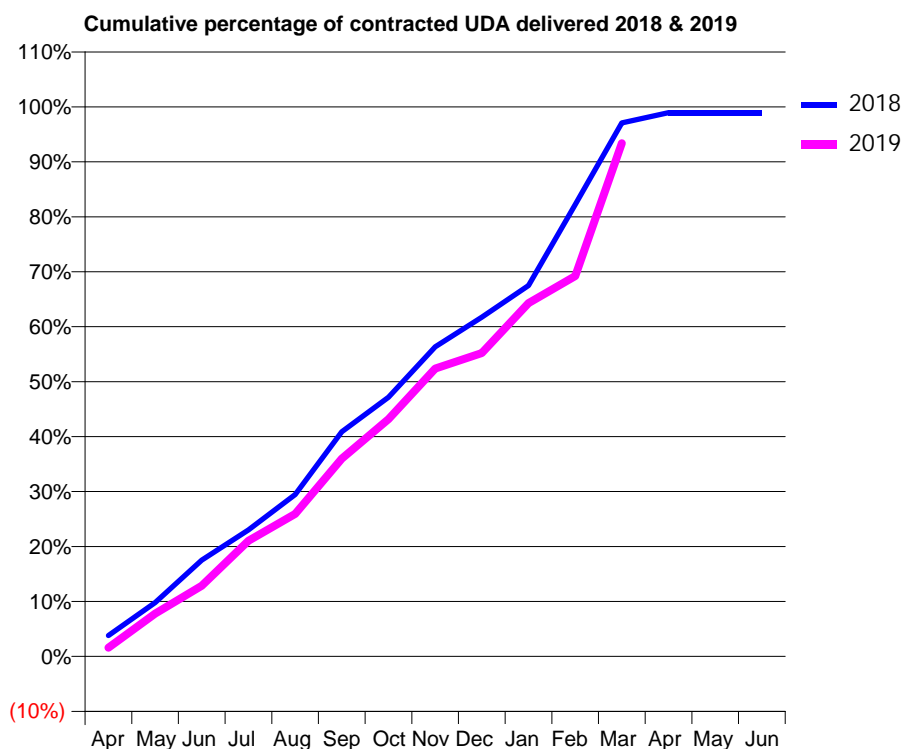
18/19 Contracted general activity (UDA)	1,500
Carry forward general activity (UDA)	16
18/19 Contracted orthodontic activity (UOA)	0
Carry forward orthodontic activity (UOA)	0
Baseline contract value	£36,138.17

ACCESS*

Patients seen in 24 months	Total	Change since previous quarter
Quarter ending March 2018	690	
Quarter ending June 2018	676	↓
Quarter ending September 2018	658	↓
Quarter ending December 2018	667	→
Quarter ending March 2019	710	↑
Variance since March 2018	2.9%	↑



ACTIVITY



Month	Adjusted Scheduled Activity (UDA)	
	2018	2019
April	57	24
May	147	117
June	263	193
July	345	316
August	442	389
September	613	540
October	707	648
November	845	786
December	926	828
January	1,012	964
February	1,234	1,038
March	1,456	1,401
April	1,484	
May	1,484	
June	1,484	

QUALITY

	Quantity	Base Number	Contract	AT	Region	England
% of FP17s for the same patient ID Re-attending within 3 months - Children	54	688	7.8%	10.3%	11.9%	11.8%
% of FP17s for the same patient ID Re-attending within 3 months - Adults	9	143	6.3%	15.6%	16.9%	15.7%
% of FP17s for the same patient ID Re-attending between 3 & 9 months - Children	363	688	52.8%	49.3%	48.9%	58.9%
% of FP17s for the same patient ID Re-attending between 3 & 9 months - Adults	58	143	40.6%	38.6%	38.9%	50.8%
% of FP17s for Band 1 Urgent Courses	25	808	3.1%	10.3%	10.7%	9.1%
% of FP17s Relating to Free Repair or Replacements	0	808	0.0%	0.6%	0.5%	0.8%
% of FP17s Relating to Continuations	0	808	0.0%	0.9%	0.7%	0.9%
% of Patients satisfied with the dentistry they have received	0	0	N/A	90.5%	89.1%	92.5%
% of Patients satisfied with the time they had to wait for an appointment	0	0	N/A	86.3%	83.1%	87.0%

* This is based on patients treated on this contract for their most recent course of treatment. Figures in italics indicate the base number of FP17s or Patient Questionnaire responses are less than 100. N/A is shown where the base number of responses is less than 10 during the period. % is calculated as Quantity/Base number*100

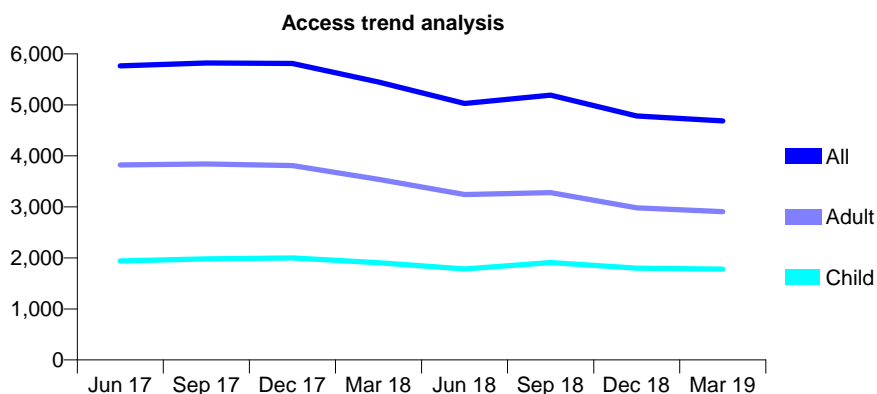
Q63 - Vital Signs At a Glance Contract Report for 163945/0001 - March 2019

Name or company name	Wandsworth Town Dental Practice Limited
Contract type name	GDS Contract
Purpose of contract	General
Contract start date	10/10/2011
Contract end date	

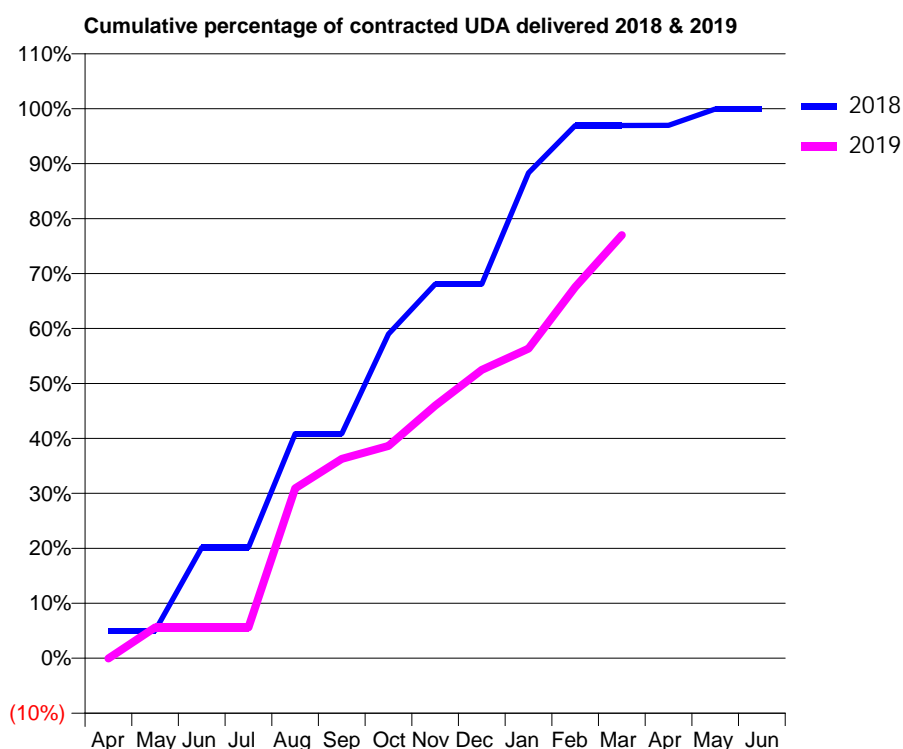
18/19 Contracted general activity (UDA)	18,500
Carry forward general activity (UDA)	11
18/19 Contracted orthodontic activity (UOA)	0
Carry forward orthodontic activity (UOA)	0
Baseline contract value	£537,333.60

ACCESS*

Patients seen in 24 months	Total	Change since previous quarter
Quarter ending March 2018	5,447	
Quarter ending June 2018	5,027	↓
Quarter ending September 2018	5,190	↑
Quarter ending December 2018	4,783	↓
Quarter ending March 2019	4,687	↓
Variance since March 2018	(14.0%)	↓



ACTIVITY



Month	Adjusted Scheduled Activity (UDA)	
	2018	2019
April	931	-11
May	931	1,037
June	3,724	1,037
July	3,724	1,037
August	7,557	5,721
September	7,560	6,708
October	10,910	7,149
November	12,594	8,505
December	12,594	9,707
January	16,340	10,423
February	17,933	12,498
March	17,933	14,242
April	17,936	
May	18,489	
June	18,489	

QUALITY

	Quantity	Base Number	Contract	AT	Region	England
% of FP17s for the same patient ID Re-attending within 3 months - Children	195	2,038	9.6%	10.3%	11.9%	11.8%
% of FP17s for the same patient ID Re-attending within 3 months - Adults	737	3,352	22.0%	15.6%	16.9%	15.7%
% of FP17s for the same patient ID Re-attending between 3 & 9 months - Children	465	2,038	22.8%	49.3%	48.9%	58.9%
% of FP17s for the same patient ID Re-attending between 3 & 9 months - Adults	619	3,352	18.5%	38.6%	38.9%	50.8%
% of FP17s for Band 1 Urgent Courses	1,762	5,022	35.1%	10.3%	10.7%	9.1%
% of FP17s Relating to Free Repair or Replacements	1	5,022	0.0%	0.6%	0.5%	0.8%
% of FP17s Relating to Continuations	0	5,022	0.0%	0.9%	0.7%	0.9%
% of Patients satisfied with the dentistry they have received	2	2	N/A	90.5%	89.1%	92.5%
% of Patients satisfied with the time they had to wait for an appointment	2	2	N/A	86.3%	83.1%	87.0%

* This is based on patients treated on this contract for their most recent course of treatment.

Figures in italics indicate the base number of FP17s or Patient Questionnaire responses are less than 100. N/A is shown where the base number of responses is less than 10 during the period. % is calculated as Quantity/Base number*100

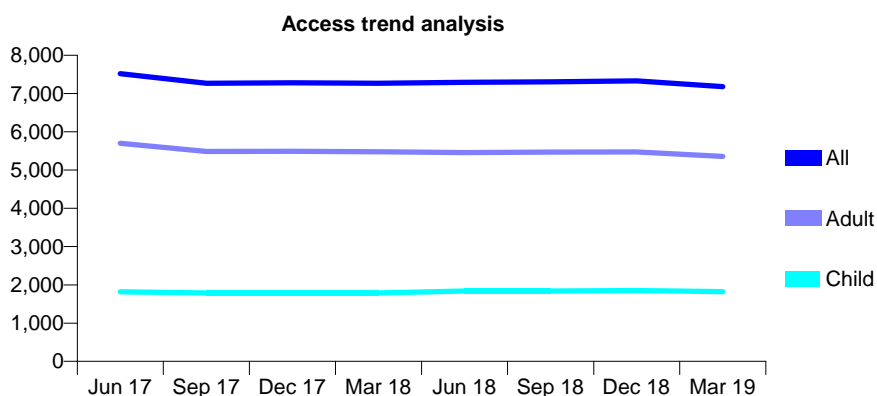
Q63 - Vital Signs At a Glance Contract Report for 164151/0001 - March 2019

Name or company name	The Crystal Palace Dental Centre
Contract type name	GDS Contract
Purpose of contract	General
Contract start date	01/04/2006
Contract end date	

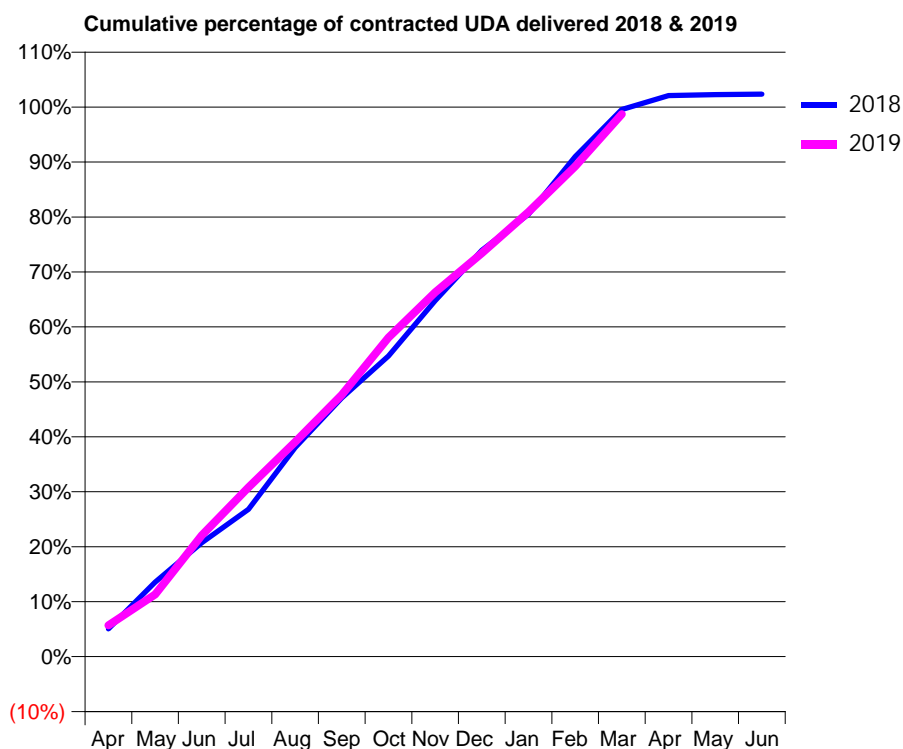
18/19 Contracted general activity (UDA)	16,490
Carry forward general activity (UDA)	-330
18/19 Contracted orthodontic activity (UOA)	0
Carry forward orthodontic activity (UOA)	0
Baseline contract value	£469,721.45

ACCESS*

Patients seen in 24 months	Total	Change since previous quarter
Quarter ending March 2018	7,269	
Quarter ending June 2018	7,295	→
Quarter ending September 2018	7,306	→
Quarter ending December 2018	7,329	→
Quarter ending March 2019	7,179	↓
Variance since March 2018	(1.2%)	↓



ACTIVITY



Month	Adjusted Scheduled Activity (UDA)	
	2018	2019
April	833	940
May	2,234	1,866
June	3,417	3,640
July	4,418	5,081
August	6,277	6,445
September	7,760	7,851
October	9,021	9,574
November	10,684	10,931
December	12,190	12,101
January	13,276	13,345
February	15,004	14,713
March	16,417	16,276
April	16,832	
May	16,867	
June	16,877	

QUALITY

	Quantity	Base Number	Contract	AT	Region	England
% of FP17s for the same patient ID Re-attending within 3 months - Children	175	1,983	8.8%	10.3%	11.9%	11.8%
% of FP17s for the same patient ID Re-attending within 3 months - Adults	588	4,943	11.9%	15.6%	16.9%	15.7%
% of FP17s for the same patient ID Re-attending between 3 & 9 months - Children	766	1,983	38.6%	49.3%	48.9%	58.9%
% of FP17s for the same patient ID Re-attending between 3 & 9 months - Adults	1,504	4,943	30.4%	38.6%	38.9%	50.8%
% of FP17s for Band 1 Urgent Courses	766	6,722	11.4%	10.3%	10.7%	9.1%
% of FP17s Relating to Free Repair or Replacements	77	6,722	1.1%	0.6%	0.5%	0.8%
% of FP17s Relating to Continuations	10	6,722	0.1%	0.9%	0.7%	0.9%
% of Patients satisfied with the dentistry they have received	0	0	N/A	90.5%	89.1%	92.5%
% of Patients satisfied with the time they had to wait for an appointment	0	0	N/A	86.3%	83.1%	87.0%

* This is based on patients treated on this contract for their most recent course of treatment. Figures in italics indicate the base number of FP17s or Patient Questionnaire responses are less than 100. N/A is shown where the base number of responses is less than 10 during the period. % is calculated as Quantity/Base number*100

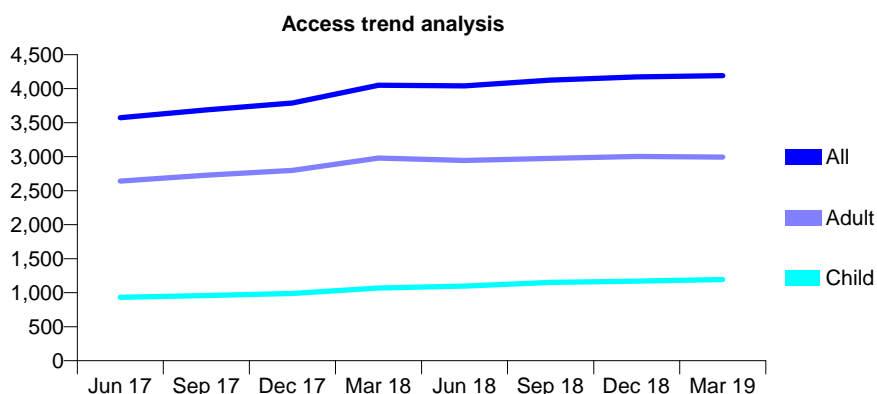
Q63 - Vital Signs At a Glance Contract Report for 164828/0001 - March 2019

Name or company name	2 Green Smile Ltd
Contract type name	GDS Contract
Purpose of contract	General
Contract start date	01/11/2015
Contract end date	

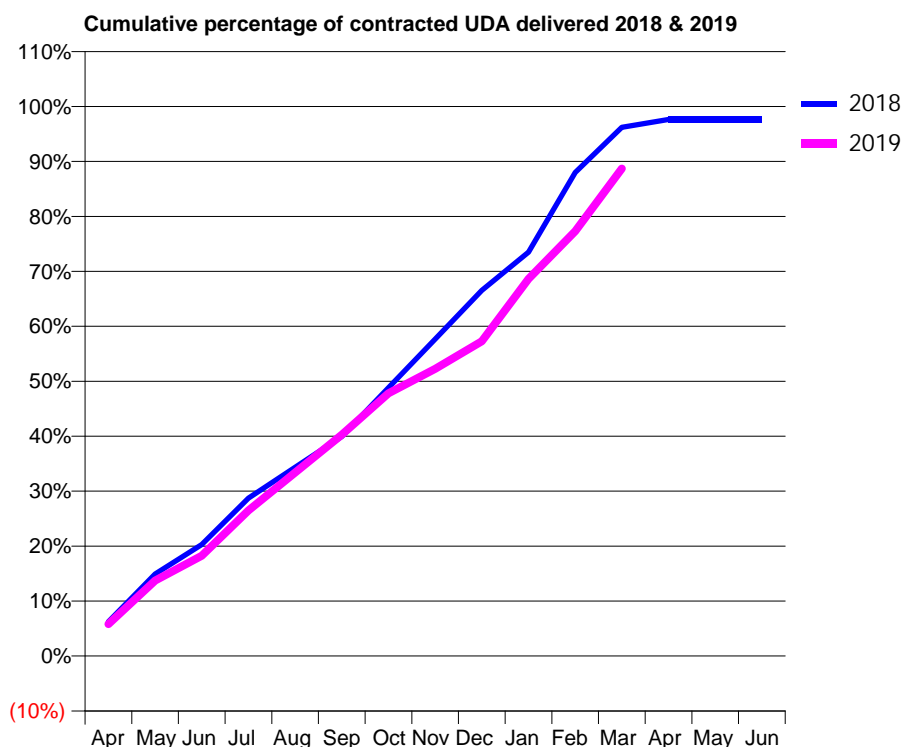
18/19 Contracted general activity (UDA)	7,750
Carry forward general activity (UDA)	21
18/19 Contracted orthodontic activity (UOA)	0
Carry forward orthodontic activity (UOA)	0
Baseline contract value	£205,117.35

ACCESS*

Patients seen in 24 months	Total	Change since previous quarter
Quarter ending March 2018	4,050	
Quarter ending June 2018	4,042	→
Quarter ending September 2018	4,127	↑
Quarter ending December 2018	4,173	→
Quarter ending March 2019	4,191	→
Variance since March 2018	3.5%	↑



ACTIVITY



Month	Adjusted Scheduled Activity (UDA)	
	2018	2019
April	485	450
May	1,157	1,063
June	1,571	1,414
July	2,226	2,052
August	2,661	2,588
September	3,096	3,122
October	3,785	3,705
November	4,470	4,050
December	5,156	4,438
January	5,695	5,317
February	6,819	5,990
March	7,457	6,873
April	7,567	
May	7,567	
June	7,566	

QUALITY

	Quantity	Base Number	Contract	AT	Region	England
% of FP17s for the same patient ID Re-attending within 3 months - Children	96	1,383	6.9%	10.3%	11.9%	11.8%
% of FP17s for the same patient ID Re-attending within 3 months - Adults	346	2,781	12.4%	15.6%	16.9%	15.7%
% of FP17s for the same patient ID Re-attending between 3 & 9 months - Children	593	1,383	42.9%	49.3%	48.9%	58.9%
% of FP17s for the same patient ID Re-attending between 3 & 9 months - Adults	657	2,781	23.6%	38.6%	38.9%	50.8%
% of FP17s for Band 1 Urgent Courses	454	3,303	13.7%	10.3%	10.7%	9.1%
% of FP17s Relating to Free Repair or Replacements	6	3,303	0.2%	0.6%	0.5%	0.8%
% of FP17s Relating to Continuations	8	3,303	0.2%	0.9%	0.7%	0.9%
% of Patients satisfied with the dentistry they have received	1	1	N/A	90.5%	89.1%	92.5%
% of Patients satisfied with the time they had to wait for an appointment	1	1	N/A	86.3%	83.1%	87.0%

* This is based on patients treated on this contract for their most recent course of treatment. Figures in italics indicate the base number of FP17s or Patient Questionnaire responses are less than 100. N/A is shown where the base number of responses is less than 10 during the period. % is calculated as Quantity/Base number*100

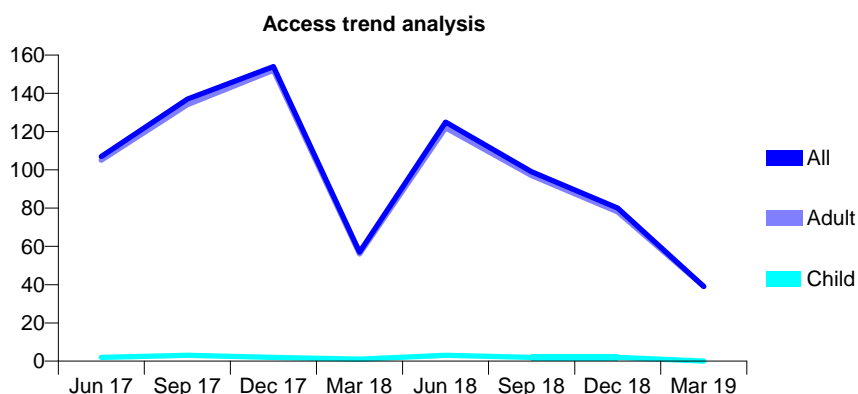
Q63 - Vital Signs At a Glance Contract Report for 164828/0002 - March 2019

Name or company name	2 Green Smile Ltd
Contract type name	PDS Contract
Purpose of contract	General
Contract start date	01/11/2015
Contract end date	30/06/2018

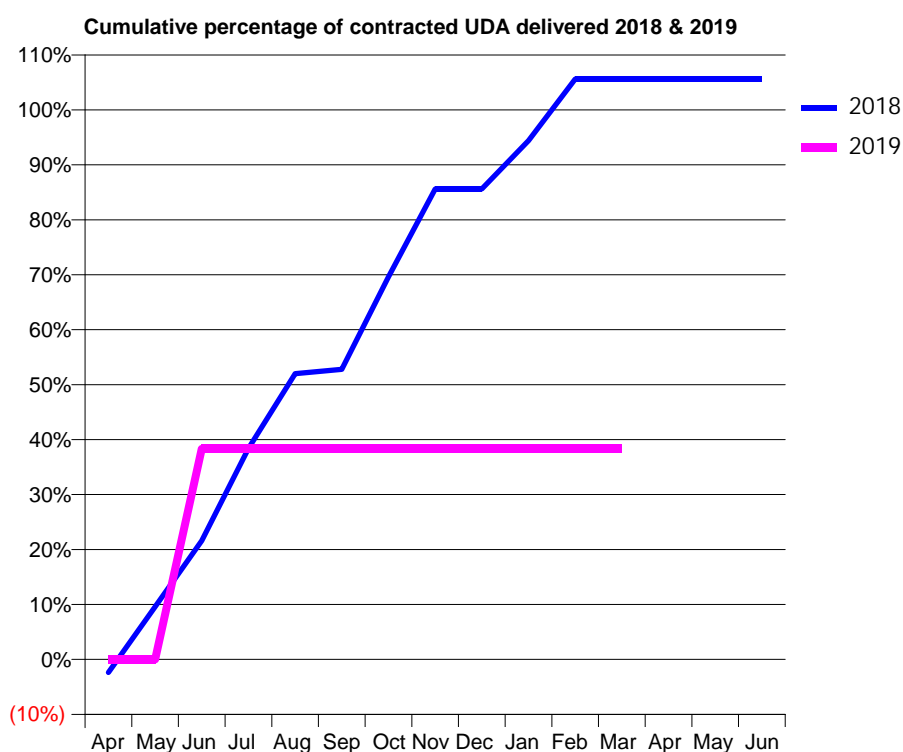
18/19 Contracted general activity (UDA)	94
Carry forward general activity (UDA)	0
18/19 Contracted orthodontic activity (UOA)	0
Carry forward orthodontic activity (UOA)	0
Baseline contract value	£5,181.74

ACCESS*

Patients seen in 24 months	Total	Change since previous quarter
Quarter ending March 2018	57	
Quarter ending June 2018	125	↑
Quarter ending September 2018	99	↓
Quarter ending December 2018	80	↓
Quarter ending March 2019	39	↓
Variance since March 2018	(31.6%)	↓



ACTIVITY



Month	Adjusted Scheduled Activity (UDA)	
	2018	2019
April	-9	0
May	36	0
June	81	36
July	144	36
August	195	36
September	198	36
October	261	36
November	321	36
December	321	36
January	354	36
February	396	36
March	396	36
April	396	
May	396	
June	396	

QUALITY

	Quantity	Base Number	Contract	AT	Region	England
% of FP17s for the same patient ID Re-attending within 3 months - Children	0	0	N/A	10.3%	11.9%	11.8%
% of FP17s for the same patient ID Re-attending within 3 months - Adults	0	12	0.0%	15.6%	16.9%	15.7%
% of FP17s for the same patient ID Re-attending between 3 & 9 months - Children	0	0	N/A	49.3%	48.9%	58.9%
% of FP17s for the same patient ID Re-attending between 3 & 9 months - Adults	0	12	0.0%	38.6%	38.9%	50.8%
% of FP17s for Band 1 Urgent Courses	0	12	0.0%	10.3%	10.7%	9.1%
% of FP17s Relating to Free Repair or Replacements	0	12	0.0%	0.6%	0.5%	0.8%
% of FP17s Relating to Continuations	0	12	0.0%	0.9%	0.7%	0.9%
% of Patients satisfied with the dentistry they have received	0	0	N/A	90.5%	89.1%	92.5%
% of Patients satisfied with the time they had to wait for an appointment	0	0	N/A	86.3%	83.1%	87.0%

* This is based on patients treated on this contract for their most recent course of treatment. Figures in italics indicate the base number of FP17s or Patient Questionnaire responses are less than 100. N/A is shown where the base number of responses is less than 10 during the period. % is calculated as Quantity/Base number*100

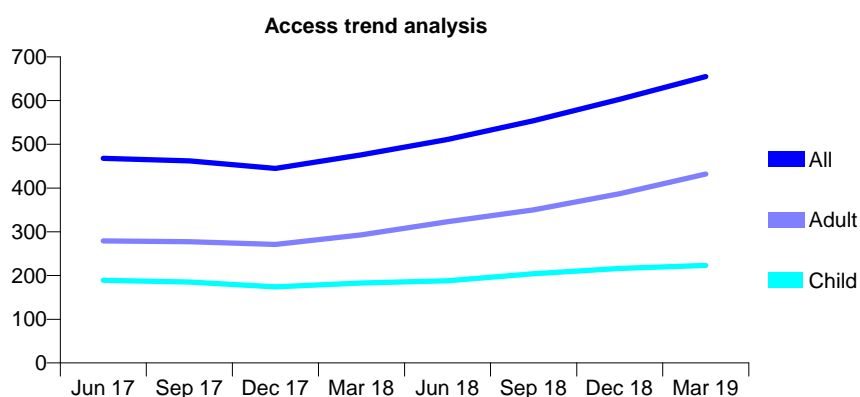
Q63 - Vital Signs At a Glance Contract Report for 164836/0001 - March 2019

Name or company name	R Mukherjee, P Gosai, D Patel, R Patel and
Contract type name	GDS Contract
Purpose of contract	General
Contract start date	10/03/2014
Contract end date	

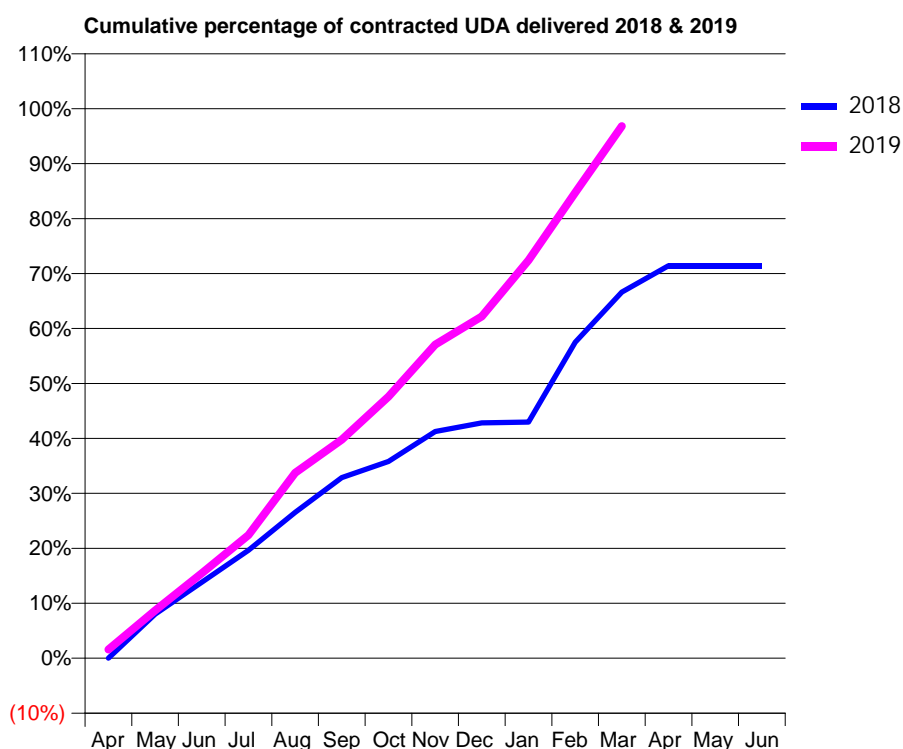
18/19 Contracted general activity (UDA)	1,605
Carry forward general activity (UDA)	0
18/19 Contracted orthodontic activity (UOA)	0
Carry forward orthodontic activity (UOA)	0
Baseline contract value	£34,695.10

ACCESS*

Patients seen in 24 months	Total	Change since previous quarter
Quarter ending March 2018	476	
Quarter ending June 2018	511	↑
Quarter ending September 2018	554	↑
Quarter ending December 2018	603	↑
Quarter ending March 2019	655	↑
Variance since March 2018	37.6%	↑



ACTIVITY



Month	2018	2019
April	0	26
May	129	140
June	222	248
July	315	360
August	426	542
September	527	638
October	575	764
November	662	916
December	687	998
January	689	1,162
February	923	1,360
March	1,069	1,554
April	1,147	
May	1,147	
June	1,147	

QUALITY

	Quantity	Base Number	Contract	AT	Region	England
% of FP17s for the same patient ID Re-attending within 3 months - Children	31	386	8.0%	10.3%	11.9%	11.8%
% of FP17s for the same patient ID Re-attending within 3 months - Adults	62	571	10.9%	15.6%	16.9%	15.7%
% of FP17s for the same patient ID Re-attending between 3 & 9 months - Children	221	386	57.3%	49.3%	48.9%	58.9%
% of FP17s for the same patient ID Re-attending between 3 & 9 months - Adults	233	571	40.8%	38.6%	38.9%	50.8%
% of FP17s for Band 1 Urgent Courses	107	907	11.8%	10.3%	10.7%	9.1%
% of FP17s Relating to Free Repair or Replacements	3	907	0.3%	0.6%	0.5%	0.8%
% of FP17s Relating to Continuations	0	907	0.0%	0.9%	0.7%	0.9%
% of Patients satisfied with the dentistry they have received	0	0	N/A	90.5%	89.1%	92.5%
% of Patients satisfied with the time they had to wait for an appointment	0	0	N/A	86.3%	83.1%	87.0%

* This is based on patients treated on this contract for their most recent course of treatment.

Figures in italics indicate the base number of FP17s or Patient Questionnaire responses are less than 100. N/A is shown where the base number of responses is less than 10 during the period. % is calculated as Quantity/Base number*100

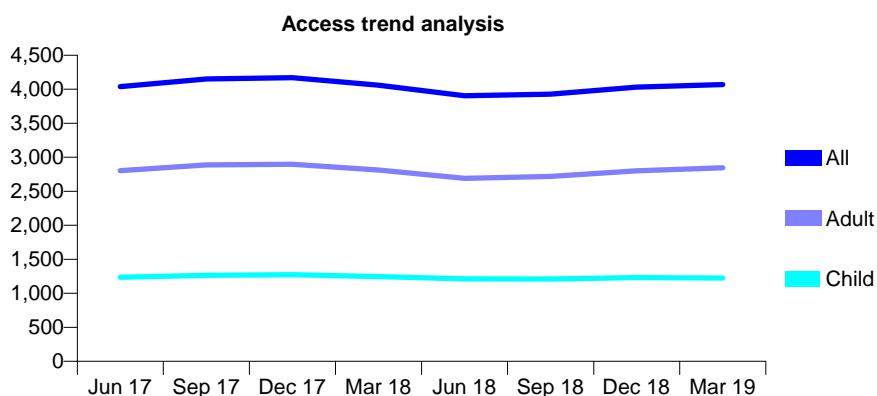
Q63 - Vital Signs At a Glance Contract Report for 164844/0001 - March 2019

Name or company name	Creekside Dental Practice
Contract type name	GDS Contract
Purpose of contract	General
Contract start date	01/04/2008
Contract end date	

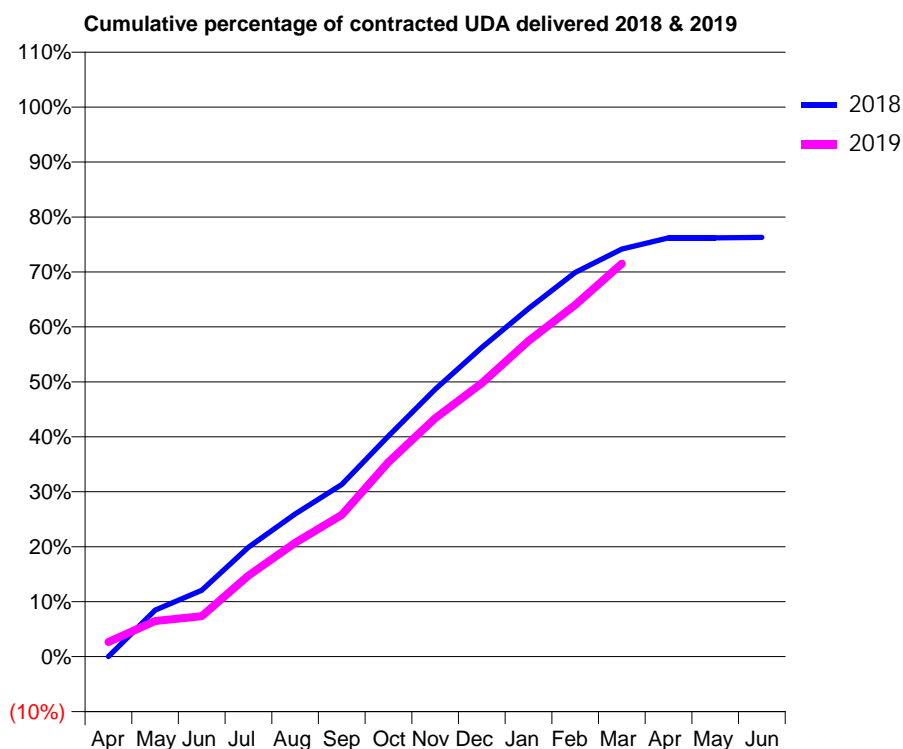
18/19 Contracted general activity (UDA)	20,574
Carry forward general activity (UDA)	0
18/19 Contracted orthodontic activity (UOA)	0
Carry forward orthodontic activity (UOA)	0
Baseline contract value	£589,431.26

ACCESS*

Patients seen in 24 months	Total	Change since previous quarter
Quarter ending March 2018	4,059	
Quarter ending June 2018	3,904	↓
Quarter ending September 2018	3,929	→
Quarter ending December 2018	4,033	↑
Quarter ending March 2019	4,070	→
Variance since March 2018	0.3%	→



ACTIVITY



Month	Adjusted Scheduled Activity (UDA)	
	2018	2019
April	0	546
May	1,742	1,336
June	2,482	1,517
July	4,097	3,033
August	5,340	4,266
September	6,444	5,303
October	8,261	7,280
November	10,007	8,925
December	11,574	10,237
January	13,029	11,819
February	14,382	13,167
March	15,262	14,709
April	15,681	
May	15,682	
June	15,694	

QUALITY

	Quantity	Base Number	Contract	AT	Region	England
% of FP17s for the same patient ID Re-attending within 3 months - Children	125	1,496	8.4%	10.3%	11.9%	11.8%
% of FP17s for the same patient ID Re-attending within 3 months - Adults	701	3,350	20.9%	15.6%	16.9%	15.7%
% of FP17s for the same patient ID Re-attending between 3 & 9 months - Children	636	1,496	42.5%	49.3%	48.9%	58.9%
% of FP17s for the same patient ID Re-attending between 3 & 9 months - Adults	949	3,350	28.3%	38.6%	38.9%	50.8%
% of FP17s for Band 1 Urgent Courses	700	4,629	15.1%	10.3%	10.7%	9.1%
% of FP17s Relating to Free Repair or Replacements	23	4,629	0.5%	0.6%	0.5%	0.8%
% of FP17s Relating to Continuations	127	4,629	2.7%	0.9%	0.7%	0.9%
% of Patients satisfied with the dentistry they have received	3	3	N/A	90.5%	89.1%	92.5%
% of Patients satisfied with the time they had to wait for an appointment	3	3	N/A	86.3%	83.1%	87.0%

* This is based on patients treated on this contract for their most recent course of treatment. Figures in italics indicate the base number of FP17s or Patient Questionnaire responses are less than 100. N/A is shown where the base number of responses is less than 10 during the period. % is calculated as Quantity/Base number*100

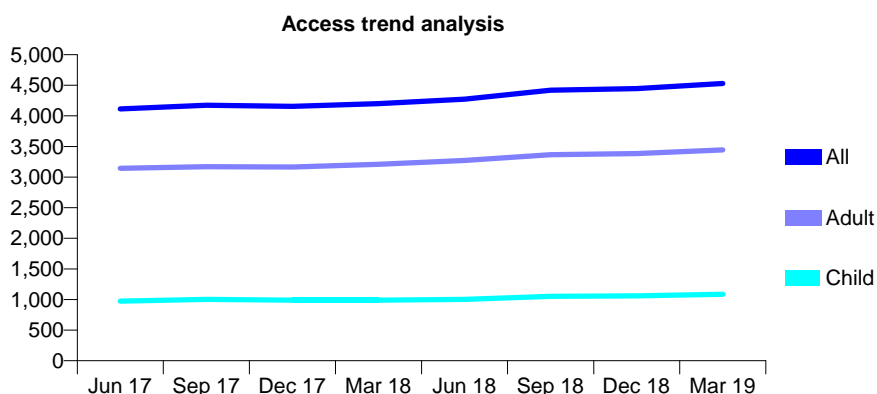
Q63 - Vital Signs At a Glance Contract Report for 166634/0001 - March 2019

Name or company name	Lancaster House Dental Practice
Contract type name	Pilot Contract
Purpose of contract	General and Orthodontic
Contract start date	01/04/2006
Contract end date	

18/19 Contracted general activity (UDA)	14,290
Carry forward general activity (UDA)	0
18/19 Contracted orthodontic activity (UOA)	224
Carry forward orthodontic activity (UOA)	0
Baseline contract value	£398,969.40

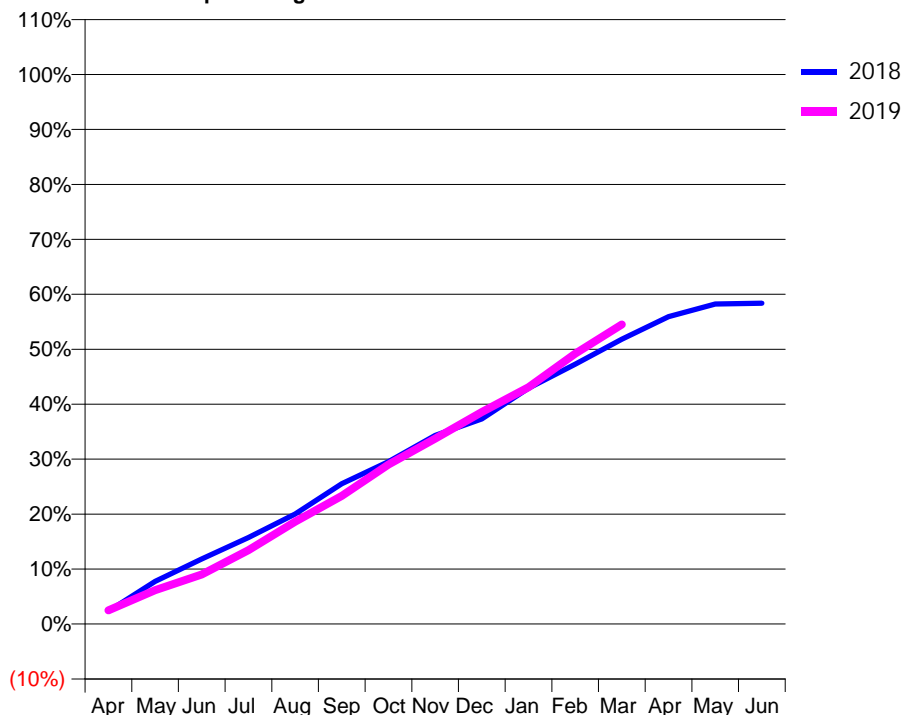
ACCESS*

Patients seen in 24 months	Total	Change since previous quarter
Quarter ending March 2018	4,200	
Quarter ending June 2018	4,274	→
Quarter ending September 2018	4,419	↑
Quarter ending December 2018	4,445	→
Quarter ending March 2019	4,529	→
Variance since March 2018	7.8%	↑



ACTIVITY

Cumulative percentage of contracted UDA delivered 2018 & 2019



Month	Adjusted Scheduled Activity (UDA)	
	2018	2019
April	336	356
May	1,110	880
June	1,691	1,287
July	2,249	1,923
August	2,861	2,663
September	3,647	3,330
October	4,220	4,147
November	4,905	4,823
December	5,332	5,511
January	6,133	6,158
February	6,757	7,032
March	7,404	7,792
April	7,991	
May	8,320	
June	8,341	

QUALITY

	Quantity	Base Number	Contract	AT	Region	England
% of FP17s for the same patient ID Re-attending within 3 months - Children	107	1,343	8.0%	10.3%	11.9%	11.8%
% of FP17s for the same patient ID Re-attending within 3 months - Adults	351	3,315	10.6%	15.6%	16.9%	15.7%
% of FP17s for the same patient ID Re-attending between 3 & 9 months - Children	547	1,343	40.7%	49.3%	48.9%	58.9%
% of FP17s for the same patient ID Re-attending between 3 & 9 months - Adults	910	3,315	27.5%	38.6%	38.9%	50.8%
% of FP17s for Band 1 Urgent Courses	526	3,767	14.0%	10.3%	10.7%	9.1%
% of FP17s Relating to Free Repair or Replacements	0	3,767	0.0%	0.6%	0.5%	0.8%
% of FP17s Relating to Continuations	9	3,767	0.2%	0.9%	0.7%	0.9%
% of Patients satisfied with the dentistry they have received	2	2	N/A	90.5%	89.1%	92.5%
% of Patients satisfied with the time they had to wait for an appointment	2	2	N/A	86.3%	83.1%	87.0%

* This is based on patients treated on this contract for their most recent course of treatment.

Figures in italics indicate the base number of FP17s or Patient Questionnaire responses are less than 100. N/A is shown where the base number of responses is less than 10 during the period. % is calculated as Quantity/Base number*100

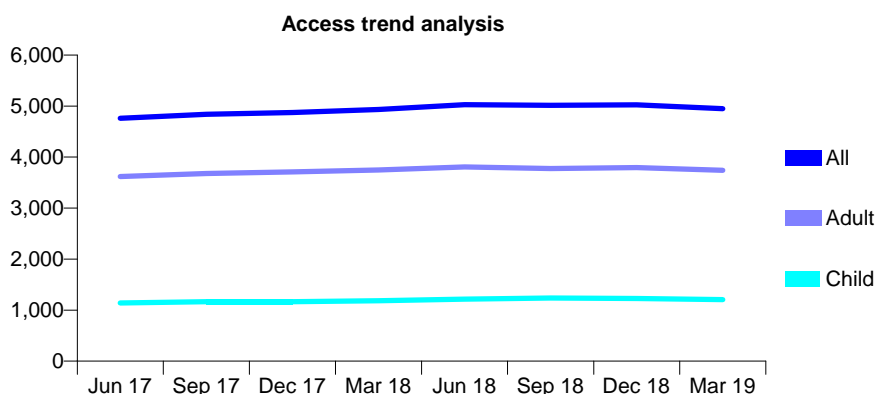
Q63 - Vital Signs At a Glance Contract Report for 167517/0001 - March 2019

Name or company name	HB Dental Practice Limited
Contract type name	GDS Contract
Purpose of contract	General
Contract start date	01/11/2009
Contract end date	

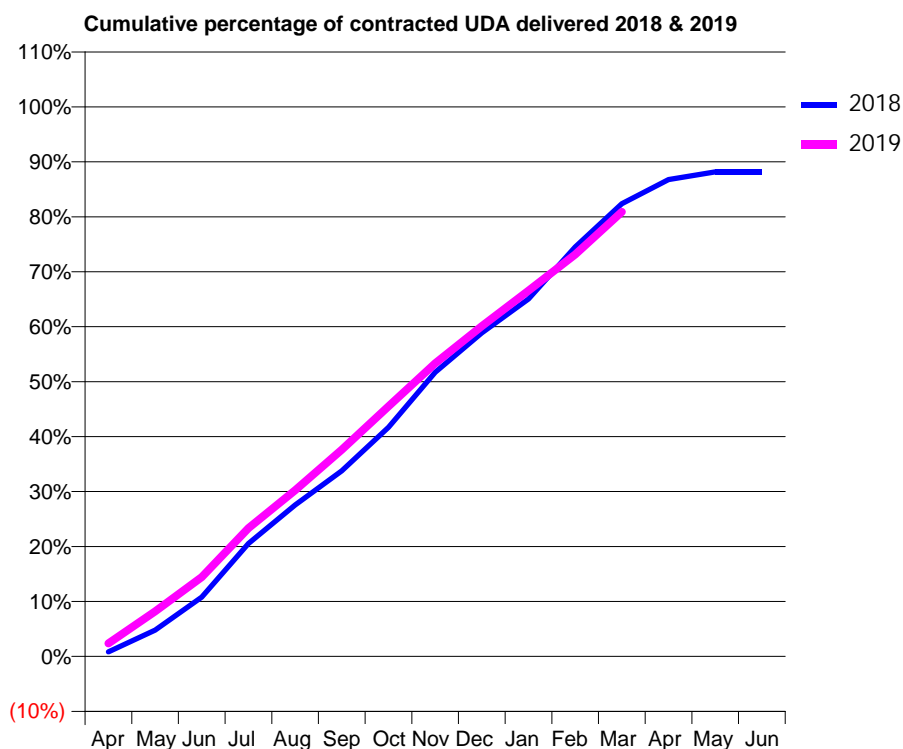
18/19 Contracted general activity (UDA)	20,586
Carry forward general activity (UDA)	0
18/19 Contracted orthodontic activity (UOA)	0
Carry forward orthodontic activity (UOA)	0
Baseline contract value	£500,211.95

ACCESS*

Patients seen in 24 months	Total	Change since previous quarter
Quarter ending March 2018	4,931	
Quarter ending June 2018	5,025	→
Quarter ending September 2018	5,015	→
Quarter ending December 2018	5,023	→
Quarter ending March 2019	4,950	↓
Variance since March 2018	0.4%	→



ACTIVITY



Month	Adjusted Scheduled Activity (UDA)	
	2018	2019
April	171	485
May	985	1,688
June	2,222	2,969
July	4,228	4,801
August	5,679	6,229
September	6,950	7,738
October	8,582	9,369
November	10,644	10,985
December	12,117	12,370
January	13,393	13,698
February	15,339	15,053
March	16,959	16,652
April	17,863	
May	18,149	
June	18,151	

QUALITY

	Quantity	Base Number	Contract	AT	Region	England
% of FP17s for the same patient ID Re-attending within 3 months - Children	94	1,435	6.6%	10.3%	11.9%	11.8%
% of FP17s for the same patient ID Re-attending within 3 months - Adults	661	4,352	15.2%	15.6%	16.9%	15.7%
% of FP17s for the same patient ID Re-attending between 3 & 9 months - Children	651	1,435	45.4%	49.3%	48.9%	58.9%
% of FP17s for the same patient ID Re-attending between 3 & 9 months - Adults	1,859	4,352	42.7%	38.6%	38.9%	50.8%
% of FP17s for Band 1 Urgent Courses	446	5,498	8.1%	10.3%	10.7%	9.1%
% of FP17s Relating to Free Repair or Replacements	65	5,498	1.2%	0.6%	0.5%	0.8%
% of FP17s Relating to Continuations	133	5,498	2.4%	0.9%	0.7%	0.9%
% of Patients satisfied with the dentistry they have received	1	1	N/A	90.5%	89.1%	92.5%
% of Patients satisfied with the time they had to wait for an appointment	1	1	N/A	86.3%	83.1%	87.0%

* This is based on patients treated on this contract for their most recent course of treatment. Figures in italics indicate the base number of FP17s or Patient Questionnaire responses are less than 100. N/A is shown where the base number of responses is less than 10 during the period. % is calculated as Quantity/Base number*100

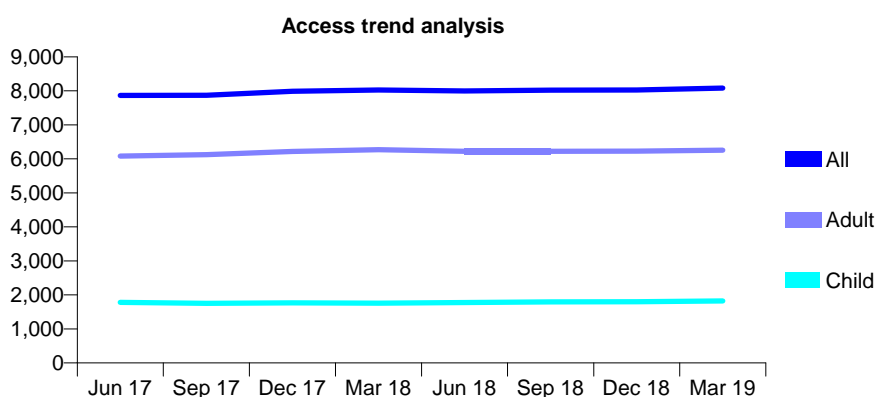
Q63 - Vital Signs At a Glance Contract Report for 168408/0001 - March 2019

Name or company name	Brixton Hill Dental Practice
Contract type name	GDS Contract
Purpose of contract	General
Contract start date	01/07/2014
Contract end date	

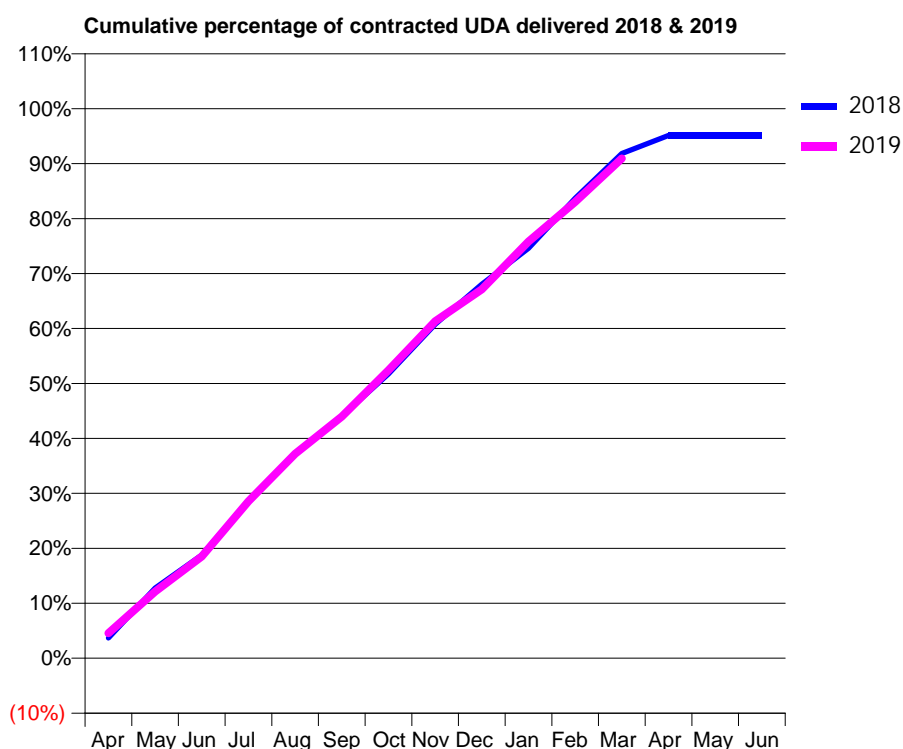
18/19 Contracted general activity (UDA)	35,407
Carry forward general activity (UDA)	0
18/19 Contracted orthodontic activity (UOA)	0
Carry forward orthodontic activity (UOA)	0
Baseline contract value	£1,184,400.82

ACCESS*

Patients seen in 24 months	Total	Change since previous quarter
Quarter ending March 2018	8,025	
Quarter ending June 2018	7,998	→
Quarter ending September 2018	8,020	→
Quarter ending December 2018	8,025	→
Quarter ending March 2019	8,080	→
Variance since March 2018	0.7%	→



ACTIVITY



Month	Adjusted Scheduled Activity (UDA)	
	2018	2019
April	1,302	1,619
May	4,524	4,304
June	6,645	6,554
July	10,118	10,105
August	13,208	13,173
September	15,579	15,569
October	18,321	18,554
November	21,518	21,710
December	24,098	23,761
January	26,413	26,849
February	29,637	29,404
March	32,514	32,201
April	33,686	
May	33,687	
June	33,687	

QUALITY

	Quantity	Base Number	Contract	AT	Region	England
% of FP17s for the same patient ID Re-attending within 3 months - Children	110	2,052	5.4%	10.3%	11.9%	11.8%
% of FP17s for the same patient ID Re-attending within 3 months - Adults	515	5,817	8.9%	15.6%	16.9%	15.7%
% of FP17s for the same patient ID Re-attending between 3 & 9 months - Children	917	2,052	44.7%	49.3%	48.9%	58.9%
% of FP17s for the same patient ID Re-attending between 3 & 9 months - Adults	2,044	5,817	35.1%	38.6%	38.9%	50.8%
% of FP17s for Band 1 Urgent Courses	646	7,610	8.5%	10.3%	10.7%	9.1%
% of FP17s Relating to Free Repair or Replacements	12	7,610	0.2%	0.6%	0.5%	0.8%
% of FP17s Relating to Continuations	110	7,610	1.4%	0.9%	0.7%	0.9%
% of Patients satisfied with the dentistry they have received	2	2	N/A	90.5%	89.1%	92.5%
% of Patients satisfied with the time they had to wait for an appointment	1	2	N/A	86.3%	83.1%	87.0%

* This is based on patients treated on this contract for their most recent course of treatment.

Figures in italics indicate the base number of FP17s or Patient Questionnaire responses are less than 100. N/A is shown where the base number of responses is less than 10 during the period. % is calculated as Quantity/Base number*100

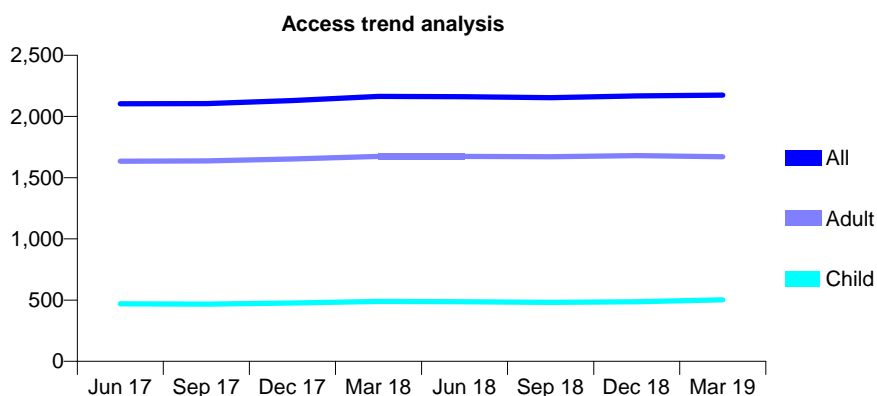
Q63 - Vital Signs At a Glance Contract Report for 168955/0001 - March 2019

Name or company name	Tolworth Rise Practice
Contract type name	GDS Contract
Purpose of contract	General
Contract start date	01/04/2009
Contract end date	

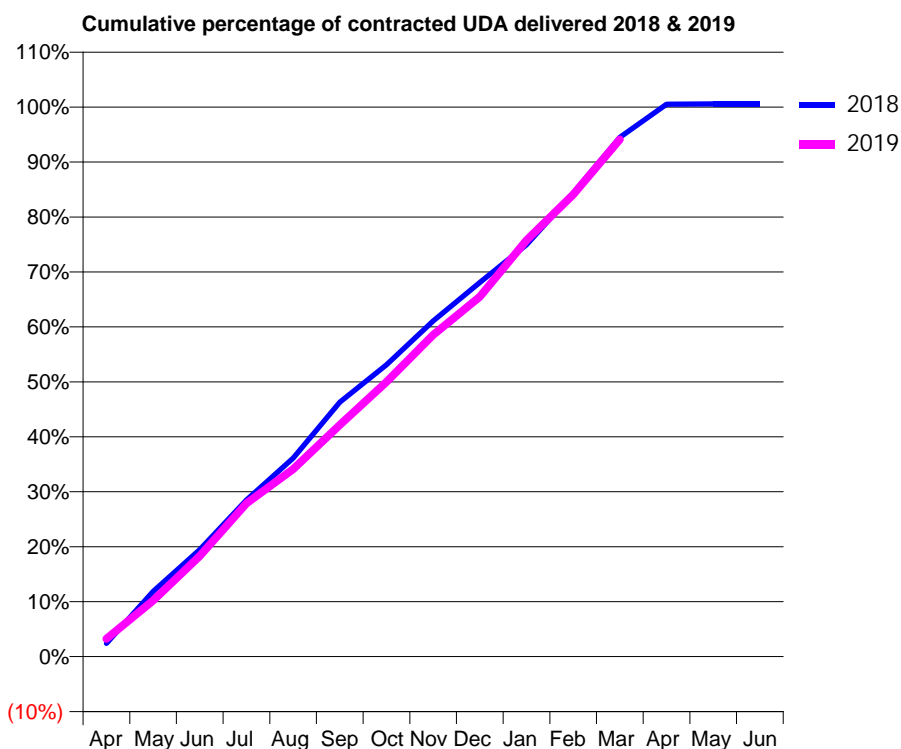
18/19 Contracted general activity (UDA)	6,000
Carry forward general activity (UDA)	-34
18/19 Contracted orthodontic activity (UOA)	0
Carry forward orthodontic activity (UOA)	0
Baseline contract value	£138,794.35

ACCESS*

Patients seen in 24 months	Total	Change since previous quarter
Quarter ending March 2018	2,164	
Quarter ending June 2018	2,162	→
Quarter ending September 2018	2,154	→
Quarter ending December 2018	2,168	→
Quarter ending March 2019	2,175	→
Variance since March 2018	0.5%	→



ACTIVITY



Month	Adjusted Scheduled Activity (UDA)	
	2018	2019
April	144	196
May	713	612
June	1,168	1,099
July	1,710	1,674
August	2,167	2,048
September	2,778	2,530
October	3,187	3,000
November	3,665	3,513
December	4,084	3,928
January	4,496	4,545
February	5,058	5,045
March	5,668	5,645
April	6,032	
May	6,034	
June	6,034	

QUALITY

	Quantity	Base Number	Contract	AT	Region	England
% of FP17s for the same patient ID Re-attending within 3 months - Children	41	698	5.9%	10.3%	11.9%	11.8%
% of FP17s for the same patient ID Re-attending within 3 months - Adults	296	2,475	12.0%	15.6%	16.9%	15.7%
% of FP17s for the same patient ID Re-attending between 3 & 9 months - Children	415	698	59.5%	49.3%	48.9%	58.9%
% of FP17s for the same patient ID Re-attending between 3 & 9 months - Adults	1,617	2,475	65.3%	38.6%	38.9%	50.8%
% of FP17s for Band 1 Urgent Courses	131	2,988	4.4%	10.3%	10.7%	9.1%
% of FP17s Relating to Free Repair or Replacements	14	2,988	0.5%	0.6%	0.5%	0.8%
% of FP17s Relating to Continuations	48	2,988	1.6%	0.9%	0.7%	0.9%
% of Patients satisfied with the dentistry they have received	1	1	N/A	90.5%	89.1%	92.5%
% of Patients satisfied with the time they had to wait for an appointment	1	1	N/A	86.3%	83.1%	87.0%

* This is based on patients treated on this contract for their most recent course of treatment. Figures in italics indicate the base number of FP17s or Patient Questionnaire responses are less than 100. N/A is shown where the base number of responses is less than 10 during the period. % is calculated as Quantity/Base number*100

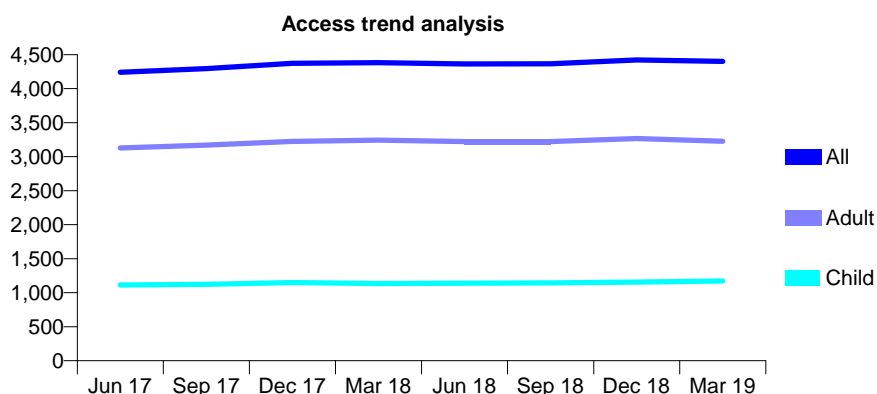
Q63 - Vital Signs At a Glance Contract Report for 170267/0001 - March 2019

Name or company name	Ramani Dental Practice
Contract type name	GDS Contract
Purpose of contract	General
Contract start date	01/04/2006
Contract end date	

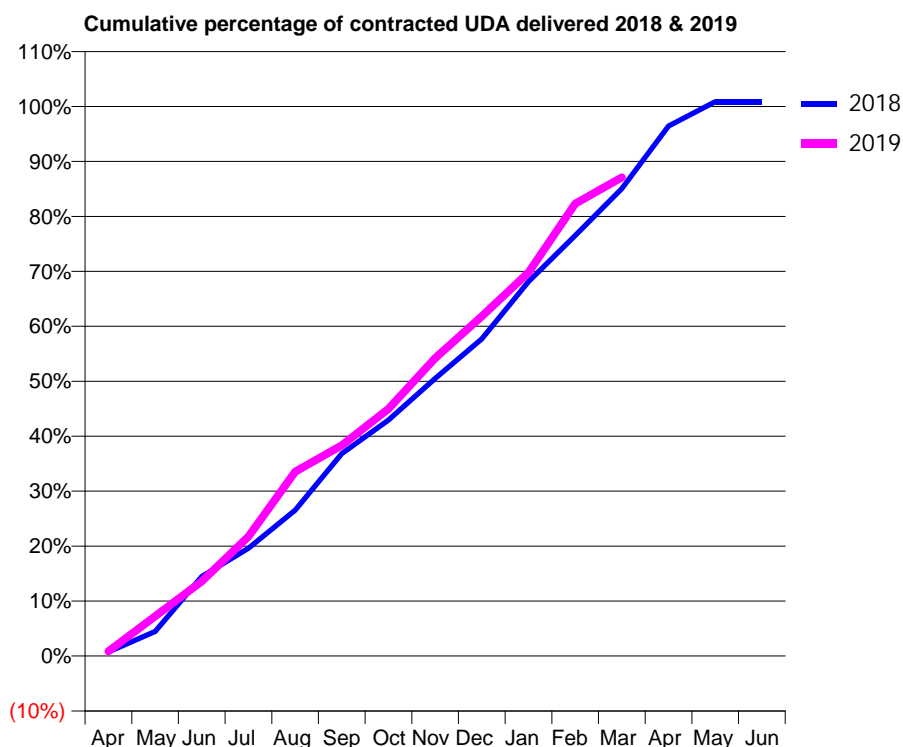
18/19 Contracted general activity (UDA)	10,000
Carry forward general activity (UDA)	-86
18/19 Contracted orthodontic activity (UOA)	0
Carry forward orthodontic activity (UOA)	0
Baseline contract value	£265,411.50

ACCESS*

Patients seen in 24 months	Total	Change since previous quarter
Quarter ending March 2018	4,381	
Quarter ending June 2018	4,364	→
Quarter ending September 2018	4,366	→
Quarter ending December 2018	4,423	→
Quarter ending March 2019	4,400	→
Variance since March 2018	0.4%	→



ACTIVITY



Month	Adjusted Scheduled Activity (UDA)	
	2018	2019
April	75	86
May	449	724
June	1,446	1,360
July	1,962	2,174
August	2,657	3,352
September	3,684	3,832
October	4,295	4,499
November	5,051	5,422
December	5,773	6,183
January	6,813	6,980
February	7,652	8,231
March	8,505	8,707
April	9,644	
May	10,086	
June	10,086	

QUALITY

	Quantity	Base Number	Contract	AT	Region	England
% of FP17s for the same patient ID Re-attending within 3 months - Children	96	1,424	6.7%	10.3%	11.9%	11.8%
% of FP17s for the same patient ID Re-attending within 3 months - Adults	705	3,703	19.0%	15.6%	16.9%	15.7%
% of FP17s for the same patient ID Re-attending between 3 & 9 months - Children	646	1,424	45.4%	49.3%	48.9%	58.9%
% of FP17s for the same patient ID Re-attending between 3 & 9 months - Adults	1,206	3,703	32.6%	38.6%	38.9%	50.8%
% of FP17s for Band 1 Urgent Courses	593	3,958	15.0%	10.3%	10.7%	9.1%
% of FP17s Relating to Free Repair or Replacements	56	3,958	1.4%	0.6%	0.5%	0.8%
% of FP17s Relating to Continuations	19	3,958	0.5%	0.9%	0.7%	0.9%
% of Patients satisfied with the dentistry they have received	2	2	N/A	90.5%	89.1%	92.5%
% of Patients satisfied with the time they had to wait for an appointment	2	2	N/A	86.3%	83.1%	87.0%

* This is based on patients treated on this contract for their most recent course of treatment. Figures in italics indicate the base number of FP17s or Patient Questionnaire responses are less than 100. N/A is shown where the base number of responses is less than 10 during the period. % is calculated as Quantity/Base number*100

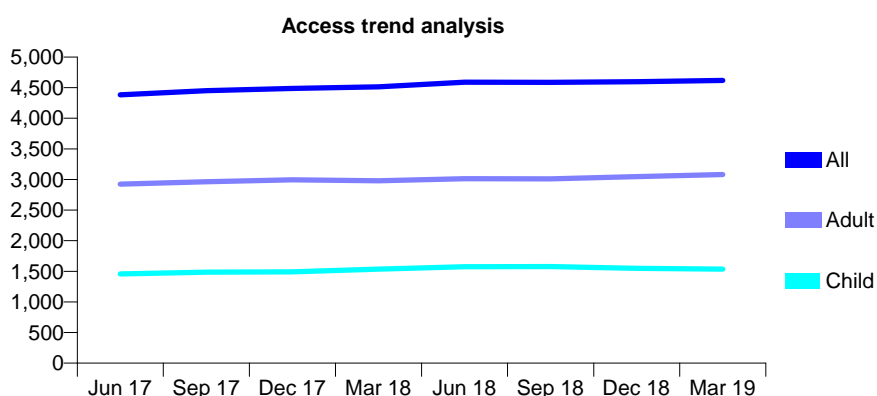
Q63 - Vital Signs At a Glance Contract Report for 170453/0001 - March 2019

Name or company name	The Lacey Dental Practice Partnership.
Contract type name	GDS Contract
Purpose of contract	General
Contract start date	01/06/2012
Contract end date	

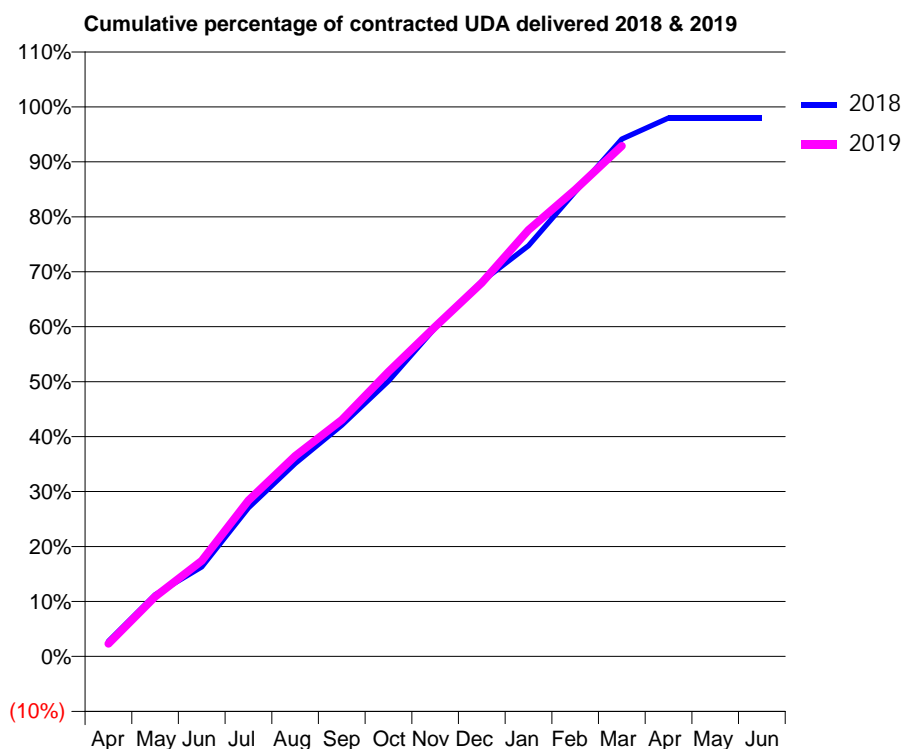
18/19 Contracted general activity (UDA)	13,310
Carry forward general activity (UDA)	271
18/19 Contracted orthodontic activity (UOA)	0
Carry forward orthodontic activity (UOA)	0
Baseline contract value	£439,277.75

ACCESS*

Patients seen in 24 months	Total	Change since previous quarter
Quarter ending March 2018	4,514	
Quarter ending June 2018	4,589	→
Quarter ending September 2018	4,588	→
Quarter ending December 2018	4,598	→
Quarter ending March 2019	4,618	→
Variance since March 2018	2.3%	↑



ACTIVITY



Month	Adjusted Scheduled Activity (UDA)	
	2018	2019
April	365	310
May	1,493	1,449
June	2,167	2,317
July	3,598	3,777
August	4,673	4,855
September	5,598	5,728
October	6,669	6,894
November	7,960	7,986
December	9,080	9,048
January	9,949	10,329
February	11,255	11,304
March	12,532	12,362
April	13,039	
May	13,039	
June	13,039	

QUALITY

	Quantity	Base Number	Contract	AT	Region	England
% of FP17s for the same patient ID Re-attending within 3 months - Children	159	1,793	8.9%	10.3%	11.9%	11.8%
% of FP17s for the same patient ID Re-attending within 3 months - Adults	524	3,165	16.6%	15.6%	16.9%	15.7%
% of FP17s for the same patient ID Re-attending between 3 & 9 months - Children	839	1,793	46.8%	49.3%	48.9%	58.9%
% of FP17s for the same patient ID Re-attending between 3 & 9 months - Adults	998	3,165	31.5%	38.6%	38.9%	50.8%
% of FP17s for Band 1 Urgent Courses	596	4,807	12.4%	10.3%	10.7%	9.1%
% of FP17s Relating to Free Repair or Replacements	3	4,807	0.1%	0.6%	0.5%	0.8%
% of FP17s Relating to Continuations	29	4,807	0.6%	0.9%	0.7%	0.9%
% of Patients satisfied with the dentistry they have received	1	1	N/A	90.5%	89.1%	92.5%
% of Patients satisfied with the time they had to wait for an appointment	1	1	N/A	86.3%	83.1%	87.0%

* This is based on patients treated on this contract for their most recent course of treatment. Figures in italics indicate the base number of FP17s or Patient Questionnaire responses are less than 100. N/A is shown where the base number of responses is less than 10 during the period. % is calculated as Quantity/Base number*100

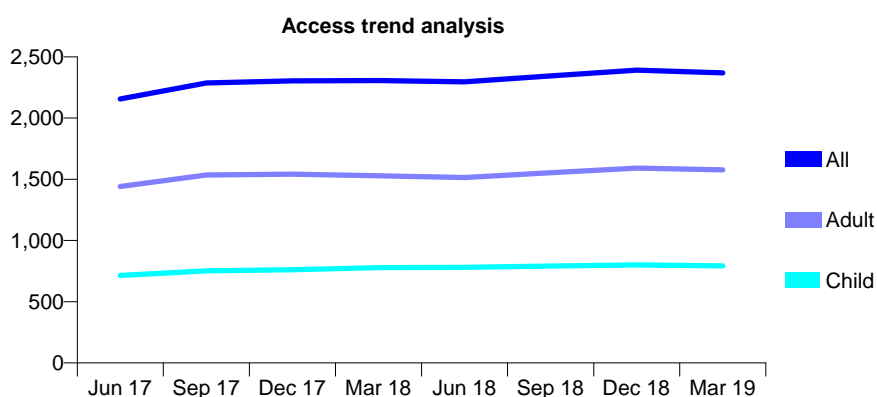
Q63 - Vital Signs At a Glance Contract Report for 170763/0001 - March 2019

Name or company name	MR R MAYOR
Contract type name	GDS Contract
Purpose of contract	General
Contract start date	01/12/2015
Contract end date	

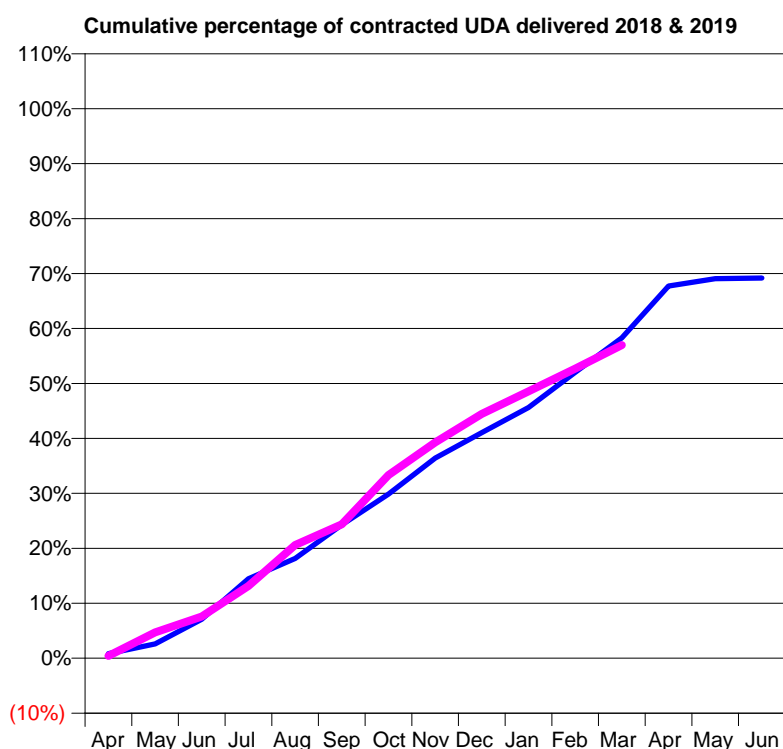
18/19 Contracted general activity (UDA)	10,000
Carry forward general activity (UDA)	0
18/19 Contracted orthodontic activity (UOA)	0
Carry forward orthodontic activity (UOA)	0
Baseline contract value	£264,326.57

ACCESS*

Patients seen in 24 months	Total	Change since previous quarter
Quarter ending March 2018	2,307	
Quarter ending June 2018	2,296	→
Quarter ending September 2018	2,345	↑
Quarter ending December 2018	2,392	↑
Quarter ending March 2019	2,370	→
Variance since March 2018	2.7%	↑



ACTIVITY



Month	2018	2019
April	83	41
May	261	469
June	710	759
July	1,448	1,317
August	1,816	2,060
September	2,429	2,436
October	2,986	3,333
November	3,642	3,928
December	4,104	4,444
January	4,560	4,857
February	5,201	5,269
March	5,828	5,698
April	6,771	
May	6,906	
June	6,918	

QUALITY

	Quantity	Base Number	Contract	AT	Region	England
% of FP17s for the same patient ID Re-attending within 3 months - Children	36	746	4.8%	10.3%	11.9%	11.8%
% of FP17s for the same patient ID Re-attending within 3 months - Adults	245	1,589	15.4%	15.6%	16.9%	15.7%
% of FP17s for the same patient ID Re-attending between 3 & 9 months - Children	204	746	27.3%	49.3%	48.9%	58.9%
% of FP17s for the same patient ID Re-attending between 3 & 9 months - Adults	428	1,589	26.9%	38.6%	38.9%	50.8%
% of FP17s for Band 1 Urgent Courses	96	2,062	4.7%	10.3%	10.7%	9.1%
% of FP17s Relating to Free Repair or Replacements	44	2,062	2.1%	0.6%	0.5%	0.8%
% of FP17s Relating to Continuations	13	2,062	0.6%	0.9%	0.7%	0.9%
% of Patients satisfied with the dentistry they have received	0	0	N/A	90.5%	89.1%	92.5%
% of Patients satisfied with the time they had to wait for an appointment	0	0	N/A	86.3%	83.1%	87.0%

* This is based on patients treated on this contract for their most recent course of treatment.

Figures in italics indicate the base number of FP17s or Patient Questionnaire responses are less than 100. N/A is shown where the base number of responses is less than 10 during the period. % is calculated as Quantity/Base number*100

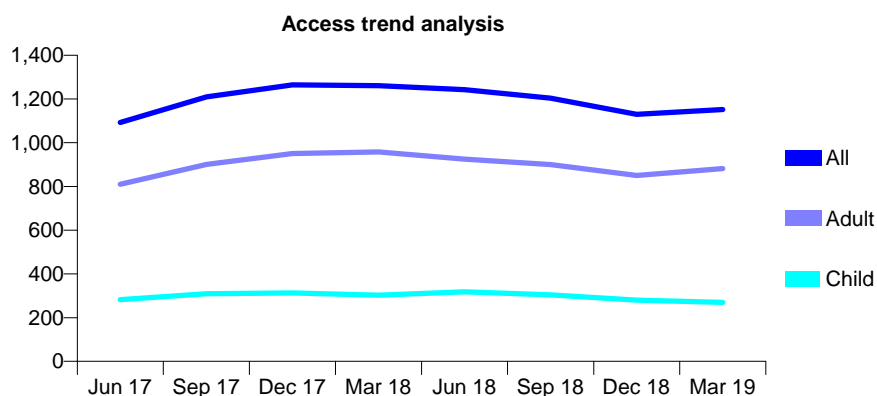
Q63 - Vital Signs At a Glance Contract Report for 170763/0002 - March 2019

Name or company name	MR R MAYOR
Contract type name	GDS Contract
Purpose of contract	General
Contract start date	01/12/2015
Contract end date	

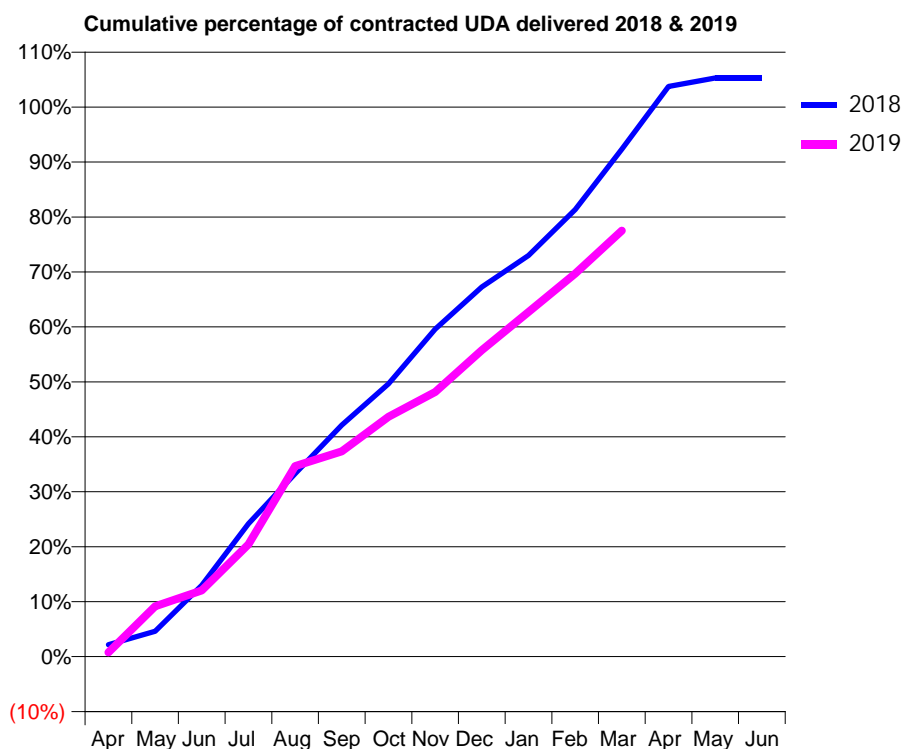
18/19 Contracted general activity (UDA)	3,099
Carry forward general activity (UDA)	0
18/19 Contracted orthodontic activity (UOA)	0
Carry forward orthodontic activity (UOA)	0
Baseline contract value	£81,914.80

ACCESS*

Patients seen in 24 months	Total	Change since previous quarter
Quarter ending March 2018	1,261	
Quarter ending June 2018	1,243	↓
Quarter ending September 2018	1,204	↓
Quarter ending December 2018	1,130	↓
Quarter ending March 2019	1,152	→
Variance since March 2018	(8.6%)	↓



ACTIVITY



Month	Adjusted Scheduled Activity (UDA)	
	2018	2019
April	67	24
May	143	284
June	402	373
July	750	633
August	1,032	1,074
September	1,306	1,158
October	1,538	1,352
November	1,847	1,492
December	2,085	1,728
January	2,263	1,943
February	2,521	2,160
March	2,861	2,402
April	3,215	
May	3,263	
June	3,263	

QUALITY

	Quantity	Base Number	Contract	AT	Region	England
% of FP17s for the same patient ID Re-attending within 3 months - Children	9	260	3.5%	10.3%	11.9%	11.8%
% of FP17s for the same patient ID Re-attending within 3 months - Adults	98	787	12.5%	15.6%	16.9%	15.7%
% of FP17s for the same patient ID Re-attending between 3 & 9 months - Children	83	260	31.9%	49.3%	48.9%	58.9%
% of FP17s for the same patient ID Re-attending between 3 & 9 months - Adults	218	787	27.7%	38.6%	38.9%	50.8%
% of FP17s for Band 1 Urgent Courses	45	921	4.9%	10.3%	10.7%	9.1%
% of FP17s Relating to Free Repair or Replacements	9	921	1.0%	0.6%	0.5%	0.8%
% of FP17s Relating to Continuations	6	921	0.7%	0.9%	0.7%	0.9%
% of Patients satisfied with the dentistry they have received	0	0	N/A	90.5%	89.1%	92.5%
% of Patients satisfied with the time they had to wait for an appointment	0	0	N/A	86.3%	83.1%	87.0%

* This is based on patients treated on this contract for their most recent course of treatment. Figures in italics indicate the base number of FP17s or Patient Questionnaire responses are less than 100. N/A is shown where the base number of responses is less than 10 during the period. % is calculated as Quantity/Base number*100

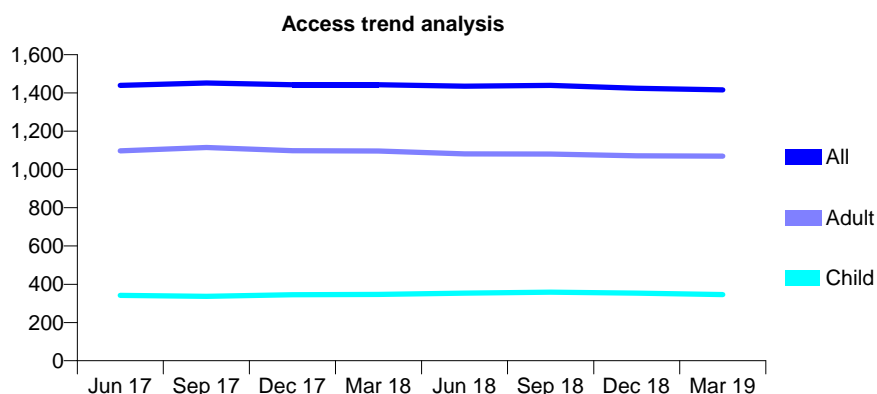
Q63 - Vital Signs At a Glance Contract Report for 170798/0001 - March 2019

Name or company name	Mrs S Patel
Contract type name	GDS Contract
Purpose of contract	General
Contract start date	01/08/2015
Contract end date	

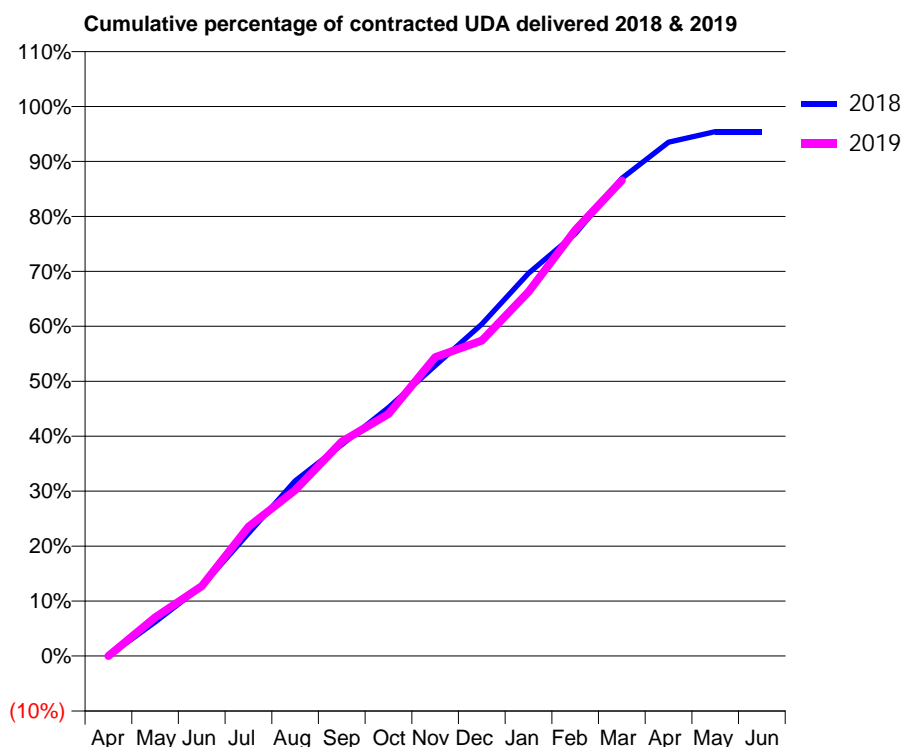
18/19 Contracted general activity (UDA)	3,534
Carry forward general activity (UDA)	0
18/19 Contracted orthodontic activity (UOA)	0
Carry forward orthodontic activity (UOA)	0
Baseline contract value	£90,008.44

ACCESS*

Patients seen in 24 months	Total	Change since previous quarter
Quarter ending March 2018	1,443	
Quarter ending June 2018	1,435	→
Quarter ending September 2018	1,439	→
Quarter ending December 2018	1,425	→
Quarter ending March 2019	1,416	→
Variance since March 2018	(1.9%)	↓



ACTIVITY



Month	Adjusted Scheduled Activity (UDA)	
	2018	2019
April	0	0
May	219	248
June	449	449
July	788	832
August	1,127	1,067
September	1,359	1,379
October	1,598	1,557
November	1,867	1,922
December	2,134	2,027
January	2,461	2,342
February	2,715	2,739
March	3,072	3,058
April	3,304	
May	3,373	
June	3,373	

QUALITY

	Quantity	Base Number	Contract	AT	Region	England
% of FP17s for the same patient ID Re-attending within 3 months - Children	14	401	3.5%	10.3%	11.9%	11.8%
% of FP17s for the same patient ID Re-attending within 3 months - Adults	91	1,241	7.3%	15.6%	16.9%	15.7%
% of FP17s for the same patient ID Re-attending between 3 & 9 months - Children	201	401	50.1%	49.3%	48.9%	58.9%
% of FP17s for the same patient ID Re-attending between 3 & 9 months - Adults	614	1,241	49.5%	38.6%	38.9%	50.8%
% of FP17s for Band 1 Urgent Courses	64	1,499	4.3%	10.3%	10.7%	9.1%
% of FP17s Relating to Free Repair or Replacements	2	1,499	0.1%	0.6%	0.5%	0.8%
% of FP17s Relating to Continuations	13	1,499	0.9%	0.9%	0.7%	0.9%
% of Patients satisfied with the dentistry they have received	0	0	N/A	90.5%	89.1%	92.5%
% of Patients satisfied with the time they had to wait for an appointment	0	0	N/A	86.3%	83.1%	87.0%

* This is based on patients treated on this contract for their most recent course of treatment. Figures in italics indicate the base number of FP17s or Patient Questionnaire responses are less than 100. N/A is shown where the base number of responses is less than 10 during the period. % is calculated as Quantity/Base number*100

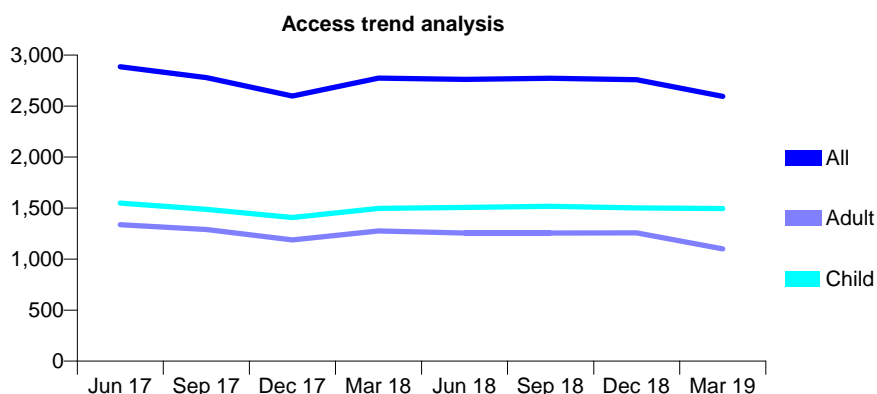
Q63 - Vital Signs At a Glance Contract Report for 170933/0001 - March 2019

Name or company name	Vijay Vithani, Varsha Vithani and Keya Vithani
Contract type name	GDS Contract
Purpose of contract	General
Contract start date	01/04/2011
Contract end date	

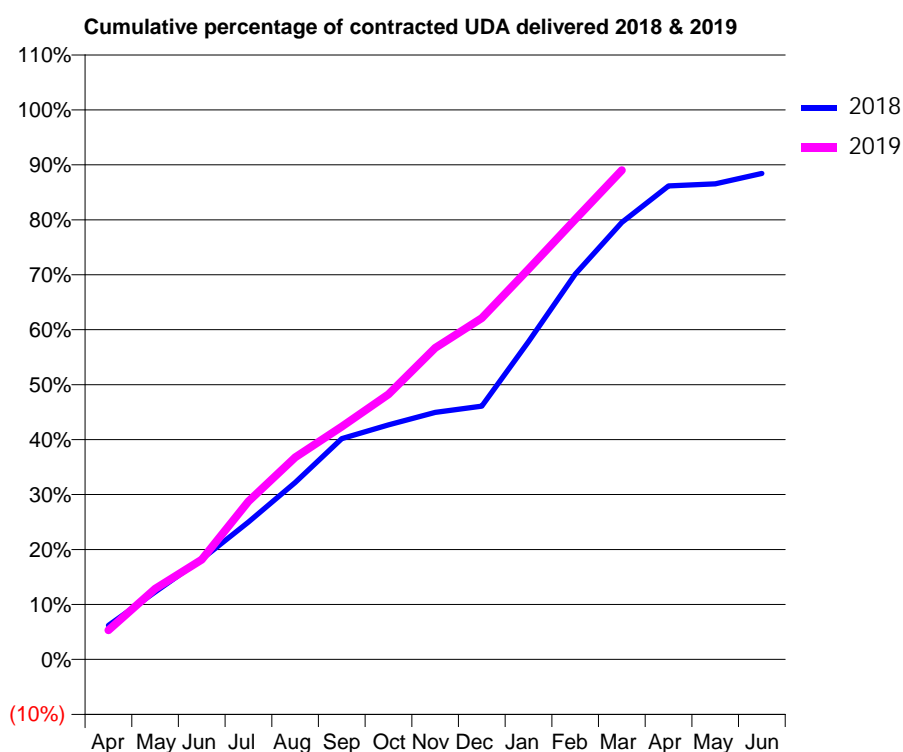
18/19 Contracted general activity (UDA)	7,449
Carry forward general activity (UDA)	46
18/19 Contracted orthodontic activity (UOA)	0
Carry forward orthodontic activity (UOA)	0
Baseline contract value	£182,375.33

ACCESS*

Patients seen in 24 months	Total	Change since previous quarter
Quarter ending March 2018	2,774	
Quarter ending June 2018	2,762	→
Quarter ending September 2018	2,773	→
Quarter ending December 2018	2,759	→
Quarter ending March 2019	2,596	↓
Variance since March 2018	(6.4%)	↓



ACTIVITY



Month	2018	2019
April	462	397
May	915	958
June	1,358	1,354
July	1,863	2,142
August	2,398	2,739
September	2,993	3,156
October	3,179	3,595
November	3,349	4,224
December	3,434	4,627
January	4,306	5,290
February	5,223	5,965
March	5,923	6,631
April	6,418	
May	6,446	
June	6,585	

QUALITY

	Quantity	Base Number	Contract	AT	Region	England
% of FP17s for the same patient ID Re-attending within 3 months - Children	248	2,375	10.4%	10.3%	11.9%	11.8%
% of FP17s for the same patient ID Re-attending within 3 months - Adults	348	1,389	25.1%	15.6%	16.9%	15.7%
% of FP17s for the same patient ID Re-attending between 3 & 9 months - Children	1,342	2,375	56.5%	49.3%	48.9%	58.9%
% of FP17s for the same patient ID Re-attending between 3 & 9 months - Adults	565	1,389	40.7%	38.6%	38.9%	50.8%
% of FP17s for Band 1 Urgent Courses	246	3,483	7.1%	10.3%	10.7%	9.1%
% of FP17s Relating to Free Repair or Replacements	3	3,483	0.1%	0.6%	0.5%	0.8%
% of FP17s Relating to Continuations	5	3,483	0.1%	0.9%	0.7%	0.9%
% of Patients satisfied with the dentistry they have received	0	0	N/A	90.5%	89.1%	92.5%
% of Patients satisfied with the time they had to wait for an appointment	0	0	N/A	86.3%	83.1%	87.0%

* This is based on patients treated on this contract for their most recent course of treatment. Figures in italics indicate the base number of FP17s or Patient Questionnaire responses are less than 100. N/A is shown where the base number of responses is less than 10 during the period. % is calculated as Quantity/Base number*100

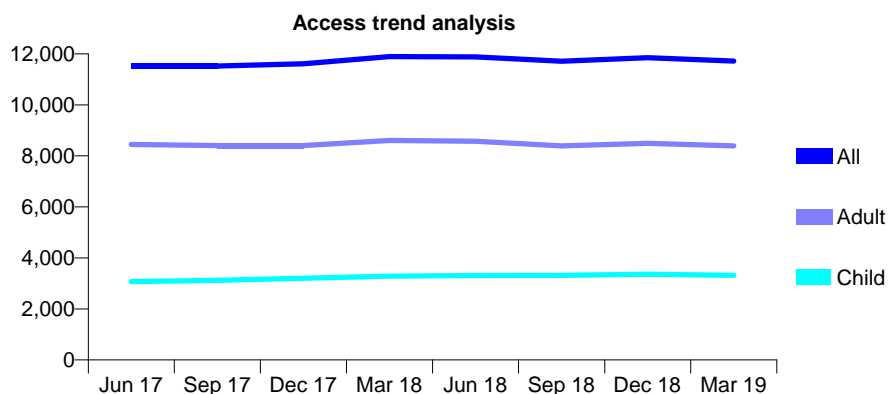
Q63 - Vital Signs At a Glance Contract Report for 171662/0001 - March 2019

Name or company name	Mr R Cutts & Miss A Patel
Contract type name	GDS Contract
Purpose of contract	General
Contract start date	01/04/2010
Contract end date	

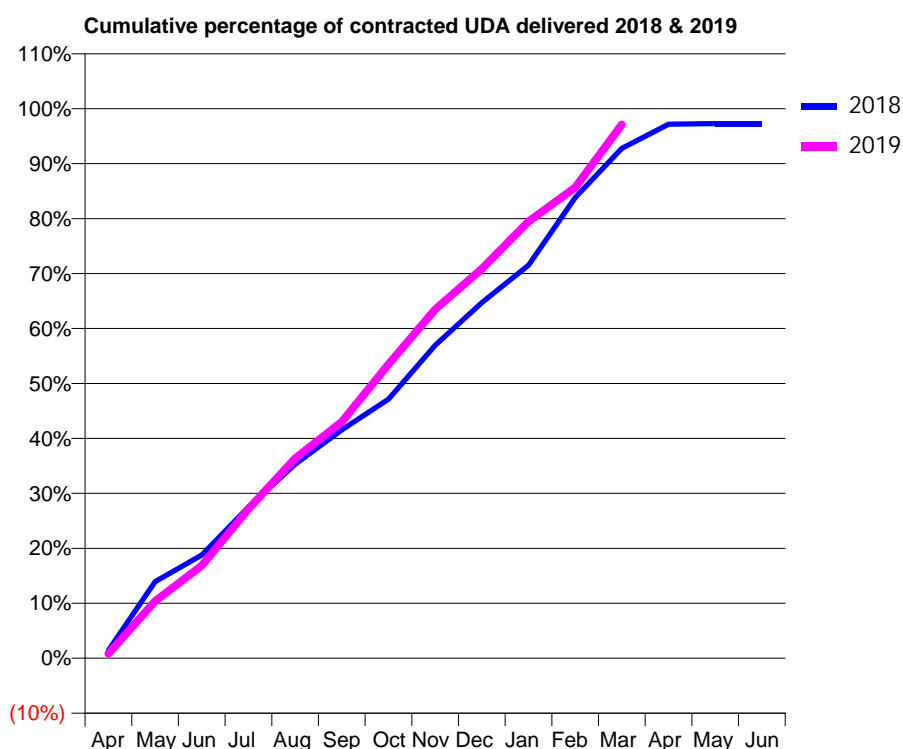
18/19 Contracted general activity (UDA)	23,250
Carry forward general activity (UDA)	632
18/19 Contracted orthodontic activity (UOA)	0
Carry forward orthodontic activity (UOA)	0
Baseline contract value	£661,336.62

ACCESS*

Patients seen in 24 months	Total	Change since previous quarter
Quarter ending March 2018	11,891	
Quarter ending June 2018	11,883	→
Quarter ending September 2018	11,710	↓
Quarter ending December 2018	11,849	→
Quarter ending March 2019	11,715	↓
Variance since March 2018	(1.5%)	↓



ACTIVITY



Month	2018	2019
April	334	195
May	3,241	2,417
June	4,363	3,921
July	6,394	6,316
August	8,210	8,455
September	9,662	9,998
October	10,958	12,431
November	13,239	14,754
December	15,045	16,473
January	16,623	18,474
February	19,491	19,921
March	21,565	22,578
April	22,596	
May	22,615	
June	22,618	

QUALITY

	Quantity	Base Number	Contract	AT	Region	England
% of FP17s for the same patient ID Re-attending within 3 months - Children	279	4,599	6.1%	10.3%	11.9%	11.8%
% of FP17s for the same patient ID Re-attending within 3 months - Adults	1,061	9,054	11.7%	15.6%	16.9%	15.7%
% of FP17s for the same patient ID Re-attending between 3 & 9 months - Children	2,840	4,599	61.8%	49.3%	48.9%	58.9%
% of FP17s for the same patient ID Re-attending between 3 & 9 months - Adults	4,011	9,054	44.3%	38.6%	38.9%	50.8%
% of FP17s for Band 1 Urgent Courses	1,136	12,621	9.0%	10.3%	10.7%	9.1%
% of FP17s Relating to Free Repair or Replacements	44	12,621	0.3%	0.6%	0.5%	0.8%
% of FP17s Relating to Continuations	33	12,621	0.3%	0.9%	0.7%	0.9%
% of Patients satisfied with the dentistry they have received	4	4	N/A	90.5%	89.1%	92.5%
% of Patients satisfied with the time they had to wait for an appointment	3	4	N/A	86.3%	83.1%	87.0%

* This is based on patients treated on this contract for their most recent course of treatment.

Figures in italics indicate the base number of FP17s or Patient Questionnaire responses are less than 100. N/A is shown where the base number of responses is less than 10 during the period. % is calculated as Quantity/Base number*100

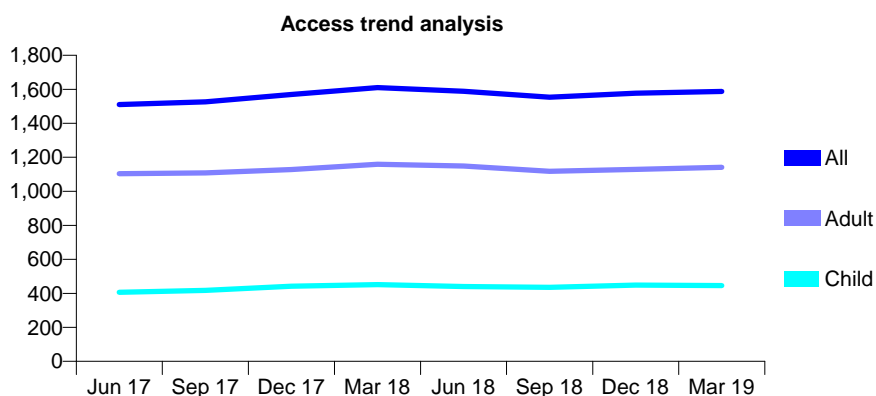
Q63 - Vital Signs At a Glance Contract Report for 171735/0001 - March 2019

Name or company name	SNS Dental Practice
Contract type name	GDS Contract
Purpose of contract	General
Contract start date	01/09/2008
Contract end date	

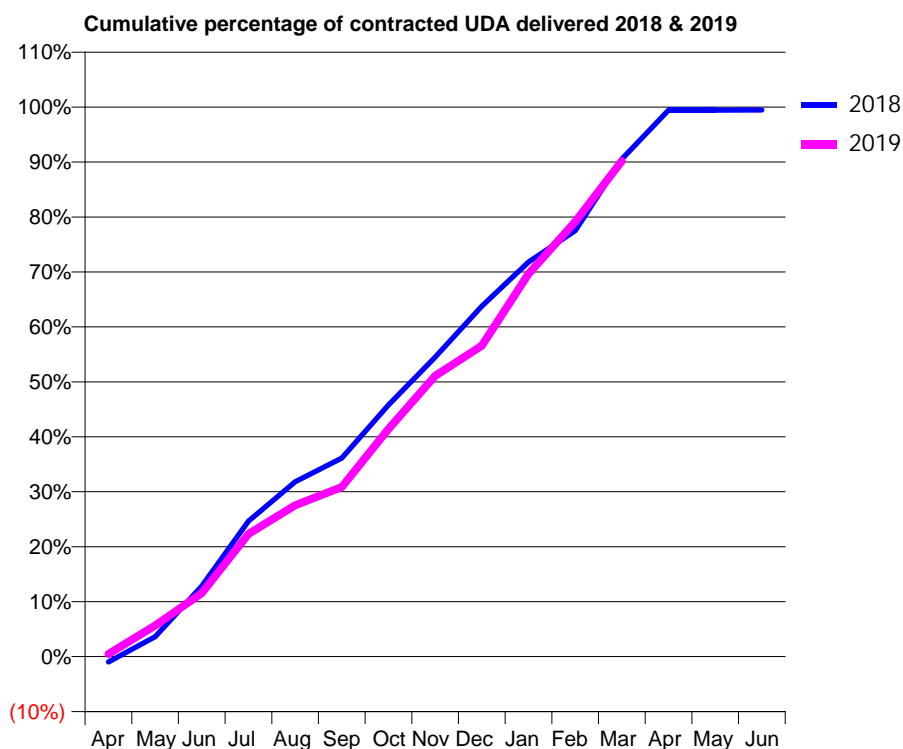
18/19 Contracted general activity (UDA)	5,500
Carry forward general activity (UDA)	30
18/19 Contracted orthodontic activity (UOA)	0
Carry forward orthodontic activity (UOA)	0
Baseline contract value	£191,468.28

ACCESS*

Patients seen in 24 months	Total	Change since previous quarter
Quarter ending March 2018	1,610	
Quarter ending June 2018	1,589	↓
Quarter ending September 2018	1,553	↓
Quarter ending December 2018	1,577	→
Quarter ending March 2019	1,587	→
Variance since March 2018	(1.4%)	↓



ACTIVITY



Month	Adjusted Scheduled Activity (UDA)	
	2018	2019
April	-54	28
May	199	311
June	705	635
July	1,356	1,229
August	1,750	1,514
September	1,986	1,698
October	2,520	2,278
November	2,998	2,810
December	3,506	3,111
January	3,949	3,831
February	4,264	4,352
March	4,978	4,959
April	5,469	
May	5,469	
June	5,470	

QUALITY

	Quantity	Base Number	Contract	AT	Region	England
% of FP17s for the same patient ID Re-attending within 3 months - Children	44	494	8.9%	10.3%	11.9%	11.8%
% of FP17s for the same patient ID Re-attending within 3 months - Adults	371	1,448	25.6%	15.6%	16.9%	15.7%
% of FP17s for the same patient ID Re-attending between 3 & 9 months - Children	203	494	41.1%	49.3%	48.9%	58.9%
% of FP17s for the same patient ID Re-attending between 3 & 9 months - Adults	489	1,448	33.8%	38.6%	38.9%	50.8%
% of FP17s for Band 1 Urgent Courses	473	1,763	26.8%	10.3%	10.7%	9.1%
% of FP17s Relating to Free Repair or Replacements	2	1,763	0.1%	0.6%	0.5%	0.8%
% of FP17s Relating to Continuations	0	1,763	0.0%	0.9%	0.7%	0.9%
% of Patients satisfied with the dentistry they have received	0	0	N/A	90.5%	89.1%	92.5%
% of Patients satisfied with the time they had to wait for an appointment	0	0	N/A	86.3%	83.1%	87.0%

* This is based on patients treated on this contract for their most recent course of treatment. Figures in italics indicate the base number of FP17s or Patient Questionnaire responses are less than 100. N/A is shown where the base number of responses is less than 10 during the period. % is calculated as Quantity/Base number*100

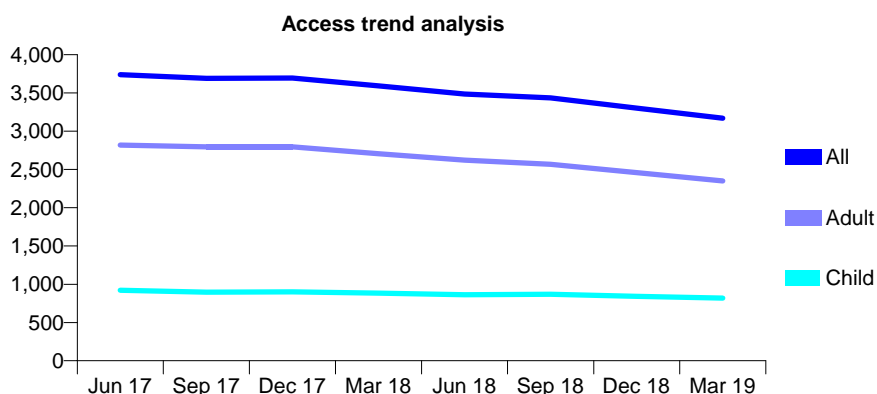
Q63 - Vital Signs At a Glance Contract Report for 171832/0001 - March 2019

Name or company name	S Cowley, R Ingham and J Angelo
Contract type name	GDS Contract
Purpose of contract	General
Contract start date	01/06/2014
Contract end date	

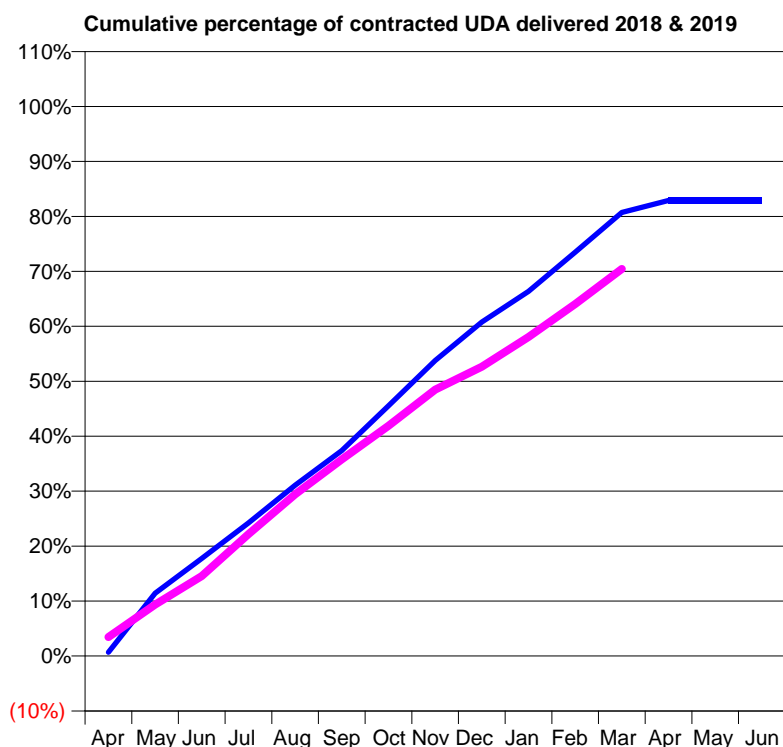
18/19 Contracted general activity (UDA)	16,550
Carry forward general activity (UDA)	0
18/19 Contracted orthodontic activity (UOA)	0
Carry forward orthodontic activity (UOA)	0
Baseline contract value	£533,155.09

ACCESS*

Patients seen in 24 months	Total	Change since previous quarter
Quarter ending March 2018	3,591	
Quarter ending June 2018	3,485	↓
Quarter ending September 2018	3,434	↓
Quarter ending December 2018	3,302	↓
Quarter ending March 2019	3,169	↓
Variance since March 2018	(11.8%)	↓



ACTIVITY



Month	Adjusted Scheduled Activity (UDA)	
	2018	2019
April	115	572
May	1,895	1,549
June	2,936	2,408
July	4,004	3,674
August	5,147	4,868
September	6,188	5,921
October	7,537	6,936
November	8,900	8,021
December	10,054	8,712
January	10,980	9,609
February	12,165	10,600
March	13,357	11,656
April	13,718	
May	13,721	
June	13,721	

QUALITY

	Quantity	Base Number	Contract	AT	Region	England
% of FP17s for the same patient ID Re-attending within 3 months - Children	66	1,036	6.4%	10.3%	11.9%	11.8%
% of FP17s for the same patient ID Re-attending within 3 months - Adults	307	2,347	13.1%	15.6%	16.9%	15.7%
% of FP17s for the same patient ID Re-attending between 3 & 9 months - Children	558	1,036	53.9%	49.3%	48.9%	58.9%
% of FP17s for the same patient ID Re-attending between 3 & 9 months - Adults	899	2,347	38.3%	38.6%	38.9%	50.8%
% of FP17s for Band 1 Urgent Courses	341	3,278	10.4%	10.3%	10.7%	9.1%
% of FP17s Relating to Free Repair or Replacements	8	3,278	0.2%	0.6%	0.5%	0.8%
% of FP17s Relating to Continuations	41	3,278	1.3%	0.9%	0.7%	0.9%
% of Patients satisfied with the dentistry they have received	0	1	N/A	90.5%	89.1%	92.5%
% of Patients satisfied with the time they had to wait for an appointment	1	1	N/A	86.3%	83.1%	87.0%

* This is based on patients treated on this contract for their most recent course of treatment. Figures in italics indicate the base number of FP17s or Patient Questionnaire responses are less than 100. N/A is shown where the base number of responses is less than 10 during the period. % is calculated as Quantity/Base number*100

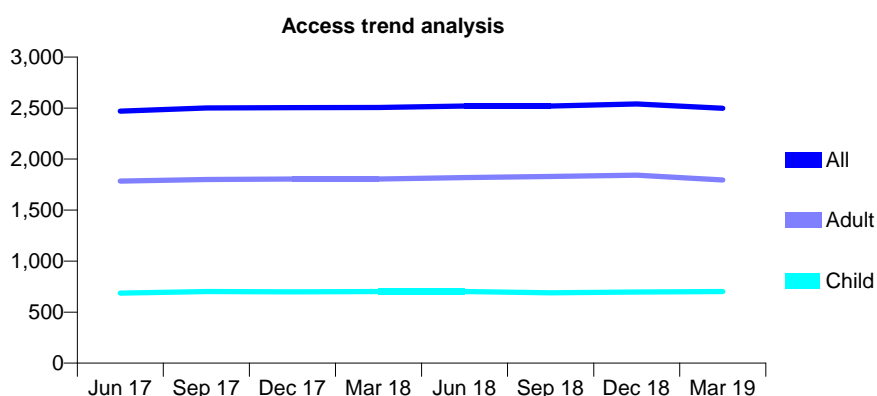
Q63 - Vital Signs At a Glance Contract Report for 171883/0001 - March 2019

Name or company name	Preventive Dental Practice
Contract type name	GDS Contract
Purpose of contract	General
Contract start date	01/11/2014
Contract end date	

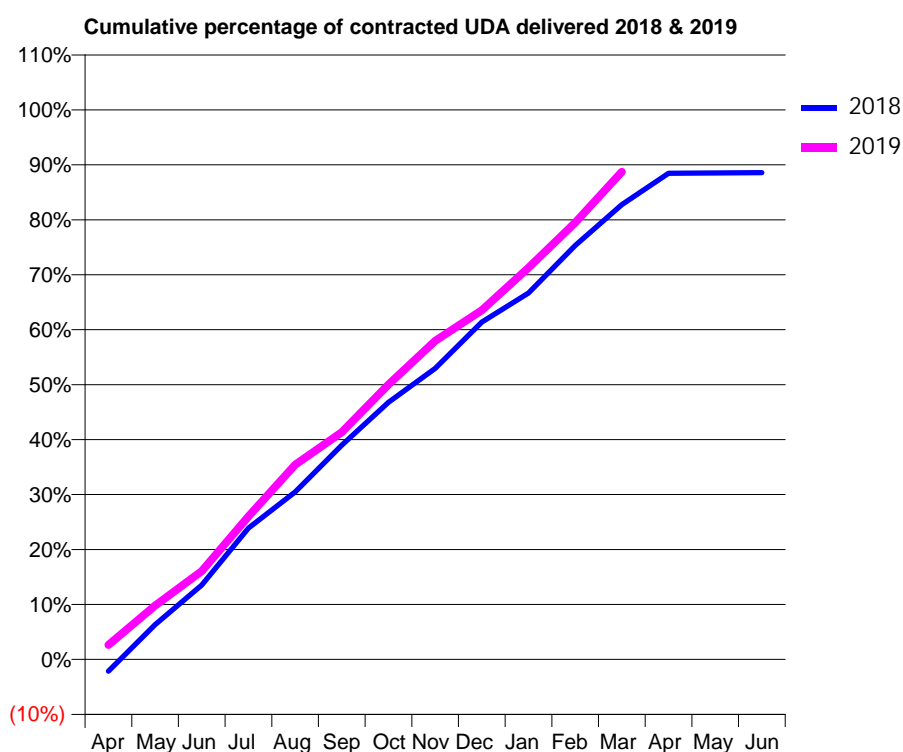
18/19 Contracted general activity (UDA)	10,832
Carry forward general activity (UDA)	0
18/19 Contracted orthodontic activity (UOA)	0
Carry forward orthodontic activity (UOA)	0
Baseline contract value	£275,644.03

ACCESS*

Patients seen in 24 months	Total	Change since previous quarter
Quarter ending March 2018	2,505	
Quarter ending June 2018	2,520	→
Quarter ending September 2018	2,519	→
Quarter ending December 2018	2,541	→
Quarter ending March 2019	2,499	↓
Variance since March 2018	(0.2%)	→



ACTIVITY



Month	2018	2019
April	-232	285
May	686	1,062
June	1,465	1,740
July	2,589	2,820
August	3,302	3,836
September	4,222	4,479
October	5,066	5,419
November	5,736	6,278
December	6,649	6,881
January	7,221	7,720
February	8,159	8,609
March	8,964	9,611
April	9,582	
May	9,589	
June	9,592	

QUALITY

	Quantity	Base Number	Contract	AT	Region	England
% of FP17s for the same patient ID Re-attending within 3 months - Children	56	904	6.2%	10.3%	11.9%	11.8%
% of FP17s for the same patient ID Re-attending within 3 months - Adults	152	1,799	8.4%	15.6%	16.9%	15.7%
% of FP17s for the same patient ID Re-attending between 3 & 9 months - Children	428	904	47.3%	49.3%	48.9%	58.9%
% of FP17s for the same patient ID Re-attending between 3 & 9 months - Adults	768	1,799	42.7%	38.6%	38.9%	50.8%
% of FP17s for Band 1 Urgent Courses	71	2,582	2.7%	10.3%	10.7%	9.1%
% of FP17s Relating to Free Repair or Replacements	14	2,582	0.5%	0.6%	0.5%	0.8%
% of FP17s Relating to Continuations	26	2,582	1.0%	0.9%	0.7%	0.9%
% of Patients satisfied with the dentistry they have received	0	1	N/A	90.5%	89.1%	92.5%
% of Patients satisfied with the time they had to wait for an appointment	0	1	N/A	86.3%	83.1%	87.0%

* This is based on patients treated on this contract for their most recent course of treatment. Figures in italics indicate the base number of FP17s or Patient Questionnaire responses are less than 100. N/A is shown where the base number of responses is less than 10 during the period. % is calculated as Quantity/Base number*100

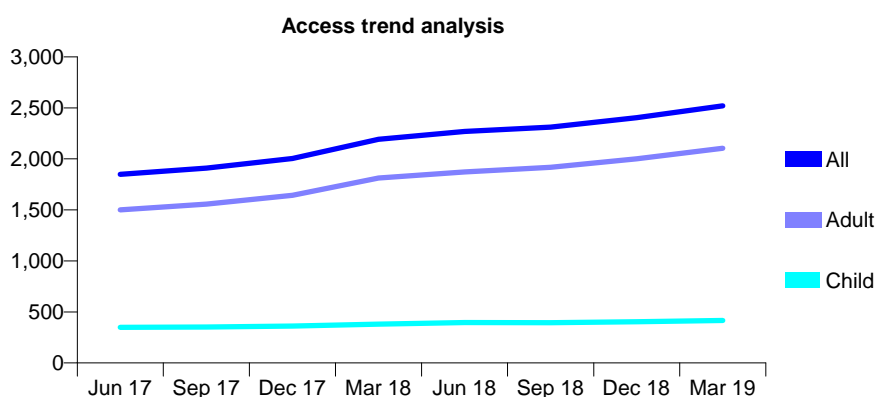
Q63 - Vital Signs At a Glance Contract Report for 173703/0001 - March 2019

Name or company name	Surrey Quays Dental Practice
Contract type name	GDS Contract
Purpose of contract	General
Contract start date	01/04/2015
Contract end date	

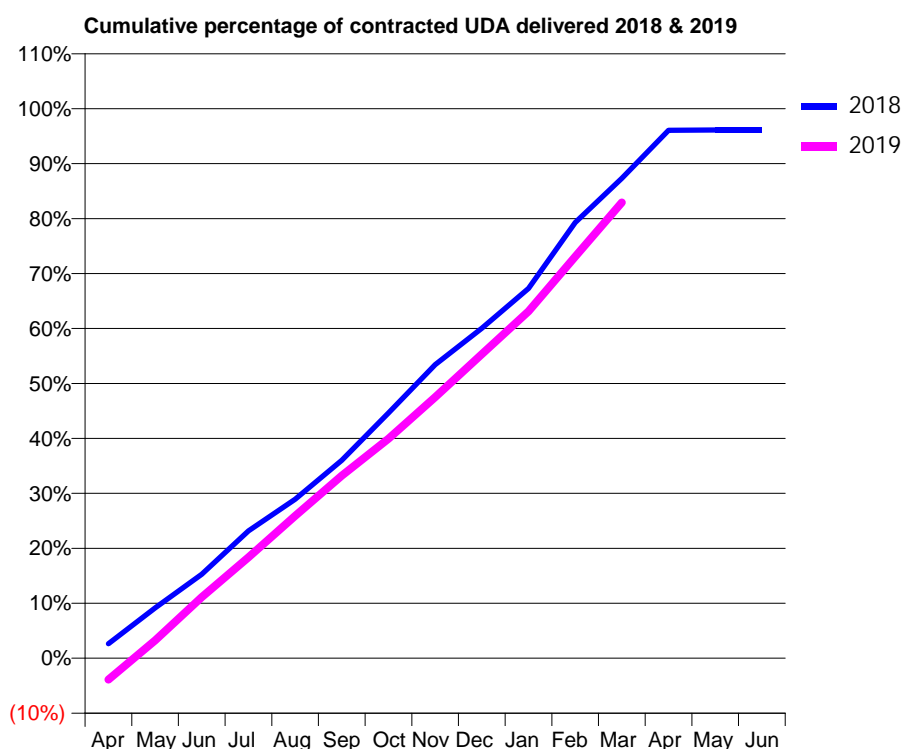
18/19 Contracted general activity (UDA)	8,533
Carry forward general activity (UDA)	333
18/19 Contracted orthodontic activity (UOA)	0
Carry forward orthodontic activity (UOA)	0
Baseline contract value	£222,674.86

ACCESS*

Patients seen in 24 months	Total	Change since previous quarter
Quarter ending March 2018	2,193	
Quarter ending June 2018	2,269	↑
Quarter ending September 2018	2,312	→
Quarter ending December 2018	2,404	↑
Quarter ending March 2019	2,520	↑
Variance since March 2018	14.9%	↑



ACTIVITY



Month	2018	2019
April	224	-333
May	782	278
June	1,303	949
July	1,976	1,566
August	2,468	2,210
September	3,072	2,833
October	3,809	3,410
November	4,559	4,054
December	5,123	4,720
January	5,741	5,387
February	6,766	6,235
March	7,451	7,077
April	8,196	
May	8,200	
June	8,200	

QUALITY

	Quantity	Base Number	Contract	AT	Region	England
% of FP17s for the same patient ID Re-attending within 3 months - Children	53	456	11.6%	10.3%	11.9%	11.8%
% of FP17s for the same patient ID Re-attending within 3 months - Adults	313	2,099	14.9%	15.6%	16.9%	15.7%
% of FP17s for the same patient ID Re-attending between 3 & 9 months - Children	155	456	34.0%	49.3%	48.9%	58.9%
% of FP17s for the same patient ID Re-attending between 3 & 9 months - Adults	567	2,099	27.0%	38.6%	38.9%	50.8%
% of FP17s for Band 1 Urgent Courses	409	2,387	17.1%	10.3%	10.7%	9.1%
% of FP17s Relating to Free Repair or Replacements	28	2,387	1.2%	0.6%	0.5%	0.8%
% of FP17s Relating to Continuations	57	2,387	2.4%	0.9%	0.7%	0.9%
% of Patients satisfied with the dentistry they have received	0	0	N/A	90.5%	89.1%	92.5%
% of Patients satisfied with the time they had to wait for an appointment	0	0	N/A	86.3%	83.1%	87.0%

* This is based on patients treated on this contract for their most recent course of treatment.

Figures in italics indicate the base number of FP17s or Patient Questionnaire responses are less than 100. N/A is shown where the base number of responses is less than 10 during the period. % is calculated as Quantity/Base number*100

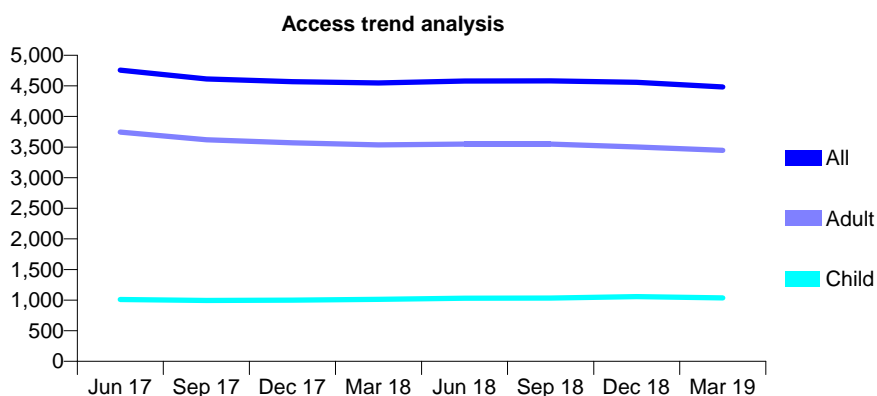
Q63 - Vital Signs At a Glance Contract Report for 173940/0001 - March 2019

Name or company name	Real Sweden Ltd
Contract type name	GDS Contract
Purpose of contract	General
Contract start date	01/10/2011
Contract end date	

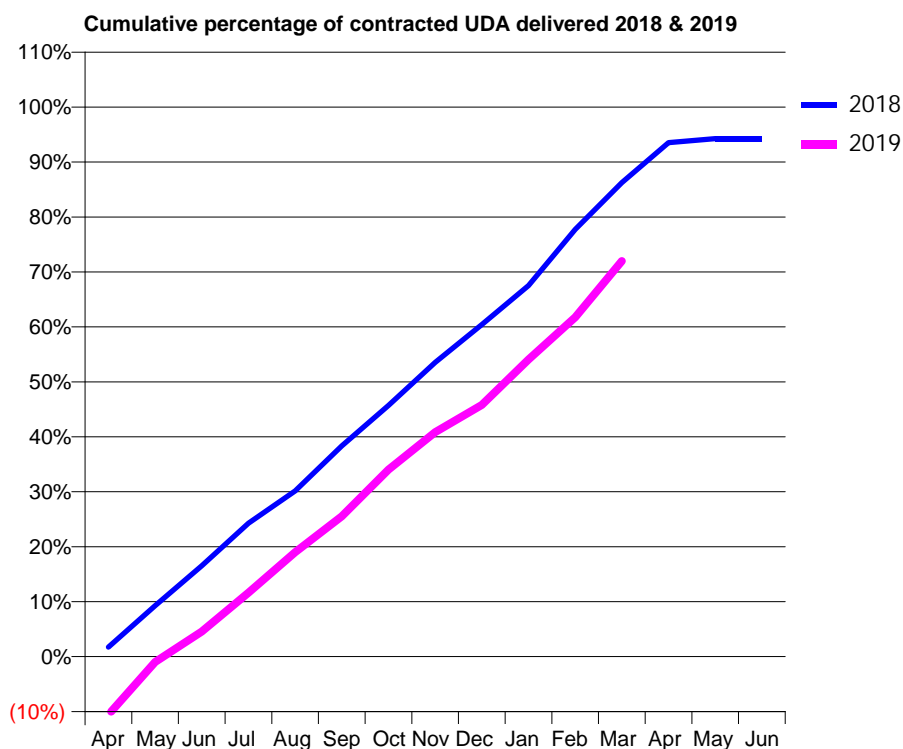
18/19 Contracted general activity (UDA)	18,485
Carry forward general activity (UDA)	2,200
18/19 Contracted orthodontic activity (UOA)	0
Carry forward orthodontic activity (UOA)	0
Baseline contract value	£482,554.69

ACCESS*

Patients seen in 24 months	Total	Change since previous quarter
Quarter ending March 2018	4,549	
Quarter ending June 2018	4,578	→
Quarter ending September 2018	4,581	→
Quarter ending December 2018	4,559	→
Quarter ending March 2019	4,482	↓
Variance since March 2018	(1.5%)	↓



ACTIVITY



Month	Adjusted Scheduled Activity (UDA)	
	2018	2019
April	323	-1,954
May	1,715	-182
June	3,056	843
July	4,487	2,152
August	5,573	3,514
September	7,086	4,715
October	8,448	6,289
November	9,898	7,553
December	11,168	8,466
January	12,482	9,998
February	14,368	11,413
March	15,938	13,307
April	17,290	
May	17,424	
June	17,424	

QUALITY

	Quantity	Base Number	Contract	AT	Region	England
% of FP17s for the same patient ID Re-attending within 3 months - Children	86	1,293	6.7%	10.3%	11.9%	11.8%
% of FP17s for the same patient ID Re-attending within 3 months - Adults	560	3,838	14.6%	15.6%	16.9%	15.7%
% of FP17s for the same patient ID Re-attending between 3 & 9 months - Children	686	1,293	53.1%	49.3%	48.9%	58.9%
% of FP17s for the same patient ID Re-attending between 3 & 9 months - Adults	1,641	3,838	42.8%	38.6%	38.9%	50.8%
% of FP17s for Band 1 Urgent Courses	551	4,824	11.4%	10.3%	10.7%	9.1%
% of FP17s Relating to Free Repair or Replacements	12	4,824	0.2%	0.6%	0.5%	0.8%
% of FP17s Relating to Continuations	29	4,824	0.6%	0.9%	0.7%	0.9%
% of Patients satisfied with the dentistry they have received	1	1	N/A	90.5%	89.1%	92.5%
% of Patients satisfied with the time they had to wait for an appointment	1	1	N/A	86.3%	83.1%	87.0%

* This is based on patients treated on this contract for their most recent course of treatment. Figures in italics indicate the base number of FP17s or Patient Questionnaire responses are less than 100. N/A is shown where the base number of responses is less than 10 during the period. % is calculated as Quantity/Base number*100

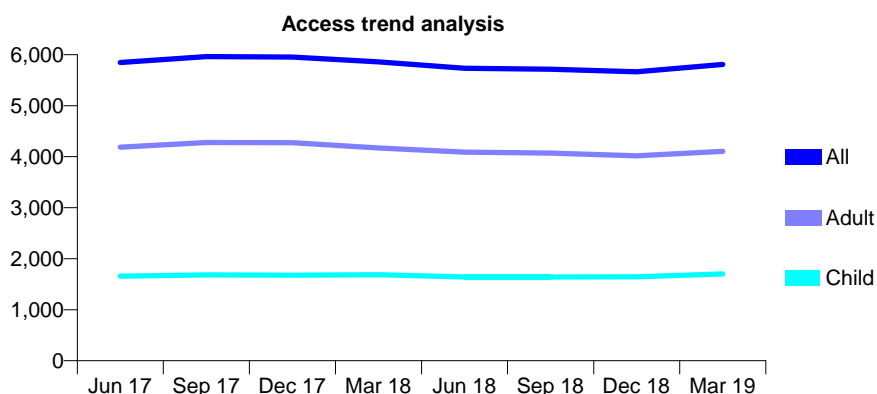
Q63 - Vital Signs At a Glance Contract Report for 173975/0001 - March 2019

Name or company name	Bridge Dental Centre Limited
Contract type name	GDS Contract
Purpose of contract	General
Contract start date	01/04/2009
Contract end date	

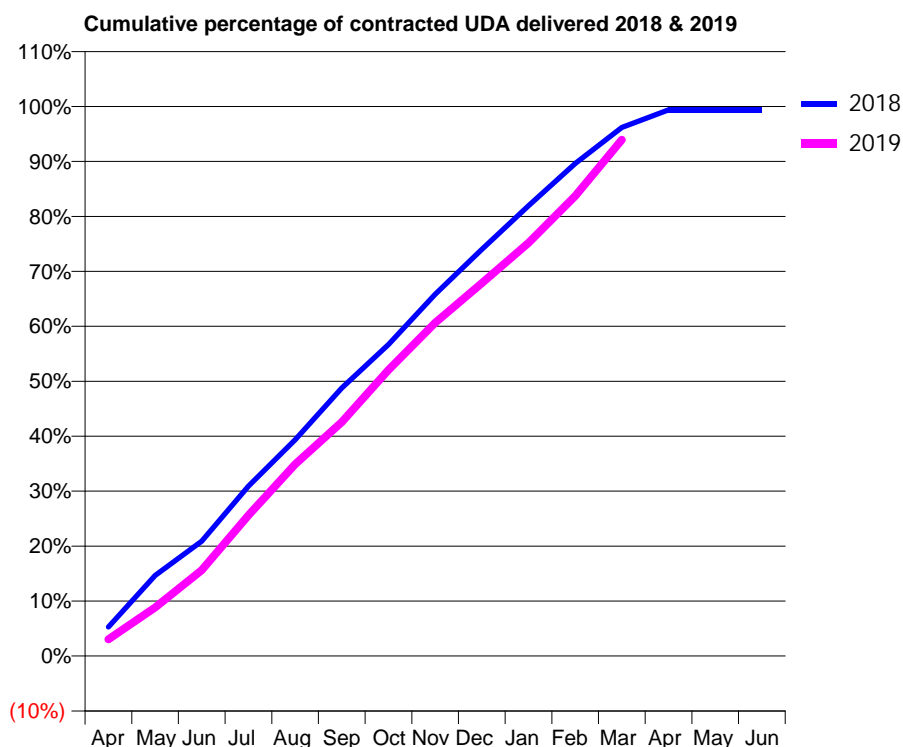
18/19 Contracted general activity (UDA)	12,000
Carry forward general activity (UDA)	73
18/19 Contracted orthodontic activity (UOA)	0
Carry forward orthodontic activity (UOA)	0
Baseline contract value	£331,576.86

ACCESS*

Patients seen in 24 months	Total	Change since previous quarter
Quarter ending March 2018	5,860	
Quarter ending June 2018	5,733	↓
Quarter ending September 2018	5,714	→
Quarter ending December 2018	5,664	→
Quarter ending March 2019	5,807	↑
Variance since March 2018	(0.9%)	→



ACTIVITY



Month	Adjusted Scheduled Activity (UDA)	
	2018	2019
April	632	366
May	1,760	1,061
June	2,508	1,875
July	3,711	3,074
August	4,724	4,189
September	5,852	5,106
October	6,803	6,248
November	7,898	7,280
December	8,876	8,140
January	9,832	9,024
February	10,755	10,045
March	11,540	11,271
April	11,927	
May	11,927	
June	11,927	

QUALITY

	Quantity	Base Number	Contract	AT	Region	England
% of FP17s for the same patient ID Re-attending within 3 months - Children	144	2,207	6.5%	10.3%	11.9%	11.8%
% of FP17s for the same patient ID Re-attending within 3 months - Adults	623	4,411	14.1%	15.6%	16.9%	15.7%
% of FP17s for the same patient ID Re-attending between 3 & 9 months - Children	1,116	2,207	50.6%	49.3%	48.9%	58.9%
% of FP17s for the same patient ID Re-attending between 3 & 9 months - Adults	1,516	4,411	34.4%	38.6%	38.9%	50.8%
% of FP17s for Band 1 Urgent Courses	640	6,436	9.9%	10.3%	10.7%	9.1%
% of FP17s Relating to Free Repair or Replacements	34	6,436	0.5%	0.6%	0.5%	0.8%
% of FP17s Relating to Continuations	96	6,436	1.5%	0.9%	0.7%	0.9%
% of Patients satisfied with the dentistry they have received	2	2	N/A	90.5%	89.1%	92.5%
% of Patients satisfied with the time they had to wait for an appointment	2	2	N/A	86.3%	83.1%	87.0%

* This is based on patients treated on this contract for their most recent course of treatment. Figures in italics indicate the base number of FP17s or Patient Questionnaire responses are less than 100. N/A is shown where the base number of responses is less than 10 during the period. % is calculated as Quantity/Base number*100

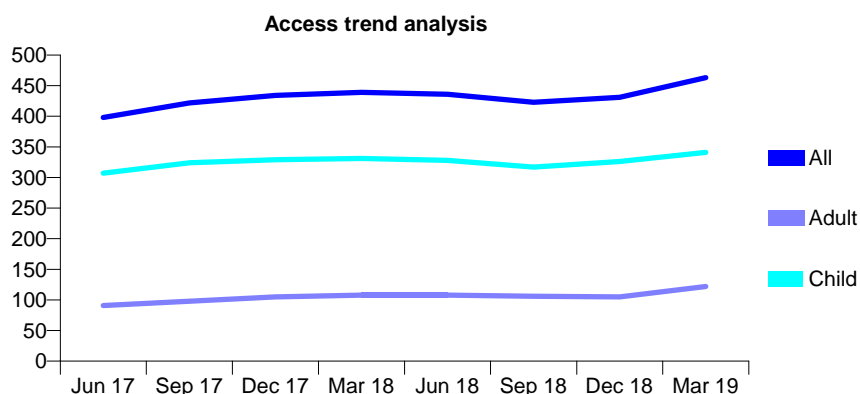
Q63 - Vital Signs At a Glance Contract Report for 174521/0001 - March 2019

Name or company name	Bridge Road Dental Surgery
Contract type name	GDS Contract
Purpose of contract	General
Contract start date	01/11/2015
Contract end date	

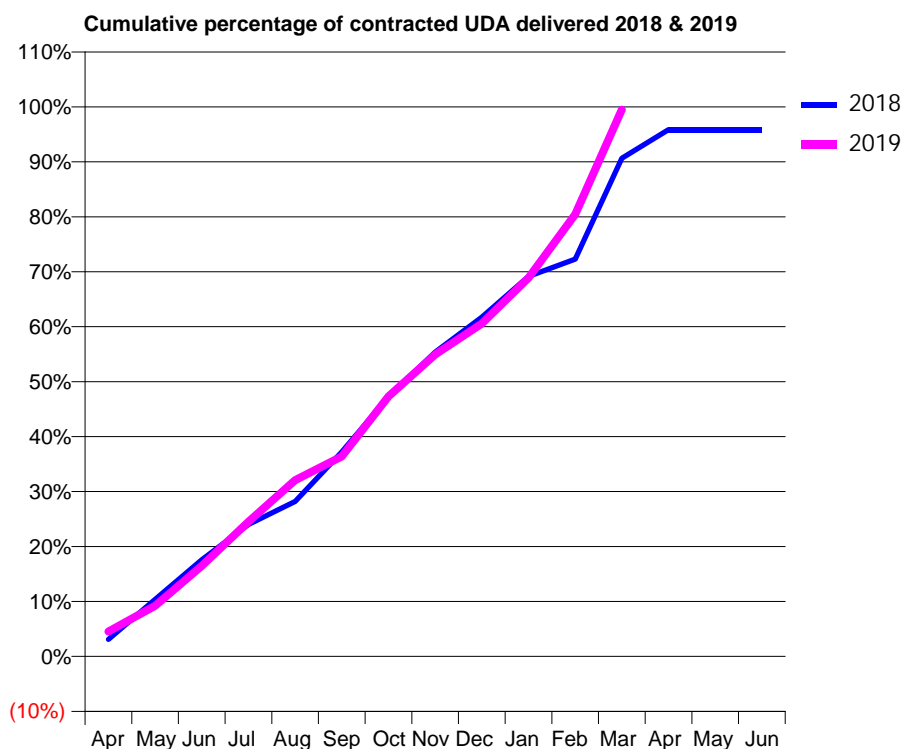
18/19 Contracted general activity (UDA)	1,000
Carry forward general activity (UDA)	0
18/19 Contracted orthodontic activity (UOA)	0
Carry forward orthodontic activity (UOA)	0
Baseline contract value	£29,826.34

ACCESS*

Patients seen in 24 months	Total	Change since previous quarter
Quarter ending March 2018	439	
Quarter ending June 2018	436	→
Quarter ending September 2018	423	↓
Quarter ending December 2018	431	→
Quarter ending March 2019	463	↑
Variance since March 2018	5.5%	↑



ACTIVITY



Month	2018	2019
April	31	45
May	104	92
June	176	165
July	240	245
August	282	321
September	372	364
October	473	473
November	554	549
December	617	606
January	692	689
February	723	805
March	906	995
April	959	
May	959	
June	959	

QUALITY

	Quantity	Base Number	Contract	AT	Region	England
% of FP17s for the same patient ID Re-attending within 3 months - Children	29	512	5.7%	10.3%	11.9%	11.8%
% of FP17s for the same patient ID Re-attending within 3 months - Adults	4	103	3.9%	15.6%	16.9%	15.7%
% of FP17s for the same patient ID Re-attending between 3 & 9 months - Children	282	512	55.1%	49.3%	48.9%	58.9%
% of FP17s for the same patient ID Re-attending between 3 & 9 months - Adults	22	103	21.4%	38.6%	38.9%	50.8%
% of FP17s for Band 1 Urgent Courses	63	592	10.6%	10.3%	10.7%	9.1%
% of FP17s Relating to Free Repair or Replacements	0	592	0.0%	0.6%	0.5%	0.8%
% of FP17s Relating to Continuations	0	592	0.0%	0.9%	0.7%	0.9%
% of Patients satisfied with the dentistry they have received	0	0	N/A	90.5%	89.1%	92.5%
% of Patients satisfied with the time they had to wait for an appointment	0	0	N/A	86.3%	83.1%	87.0%

* This is based on patients treated on this contract for their most recent course of treatment. Figures in italics indicate the base number of FP17s or Patient Questionnaire responses are less than 100. N/A is shown where the base number of responses is less than 10 during the period. % is calculated as Quantity/Base number*100

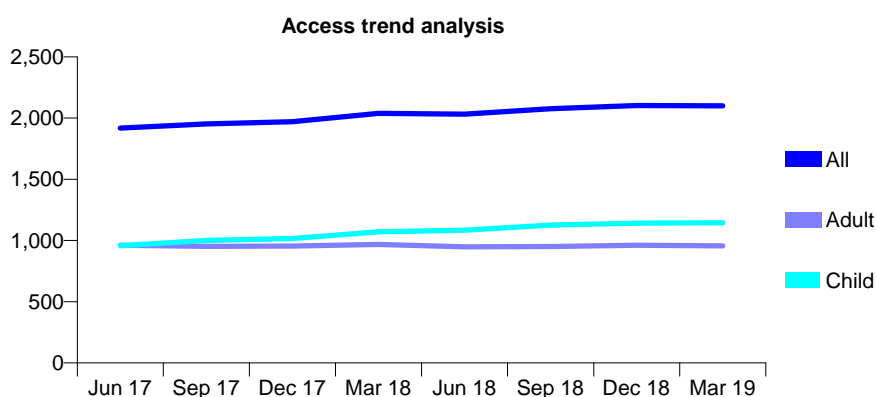
Q63 - Vital Signs At a Glance Contract Report for 174696/0001 - March 2019

Name or company name	Paget Dental Practice
Contract type name	GDS Contract
Purpose of contract	General
Contract start date	27/09/2007
Contract end date	

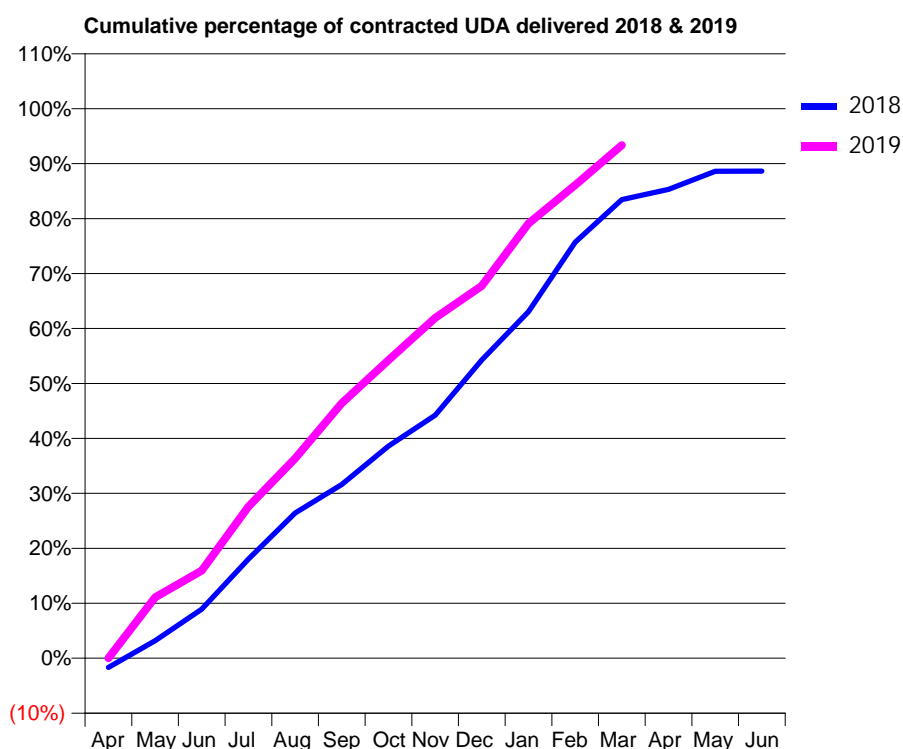
18/19 Contracted general activity (UDA)	5,043
Carry forward general activity (UDA)	0
18/19 Contracted orthodontic activity (UOA)	0
Carry forward orthodontic activity (UOA)	0
Baseline contract value	£120,210.92

ACCESS*

Patients seen in 24 months	Total	Change since previous quarter
Quarter ending March 2018	2,039	
Quarter ending June 2018	2,032	→
Quarter ending September 2018	2,077	↑
Quarter ending December 2018	2,103	→
Quarter ending March 2019	2,100	→
Variance since March 2018	3.0%	↑



ACTIVITY



Month	Adjusted Scheduled Activity (UDA)	
	2018	2019
April	-86	0
May	161	559
June	451	804
July	910	1,392
August	1,333	1,834
September	1,594	2,341
October	1,946	2,735
November	2,230	3,122
December	2,736	3,416
January	3,180	3,990
February	3,818	4,341
March	4,208	4,707
April	4,302	
May	4,469	
June	4,470	

QUALITY

	Quantity	Base Number	Contract	AT	Region	England
% of FP17s for the same patient ID Re-attending within 3 months - Children	186	1,983	9.4%	10.3%	11.9%	11.8%
% of FP17s for the same patient ID Re-attending within 3 months - Adults	183	1,402	13.1%	15.6%	16.9%	15.7%
% of FP17s for the same patient ID Re-attending between 3 & 9 months - Children	1,294	1,983	65.3%	49.3%	48.9%	58.9%
% of FP17s for the same patient ID Re-attending between 3 & 9 months - Adults	908	1,402	64.8%	38.6%	38.9%	50.8%
% of FP17s for Band 1 Urgent Courses	218	3,231	6.7%	10.3%	10.7%	9.1%
% of FP17s Relating to Free Repair or Replacements	8	3,231	0.2%	0.6%	0.5%	0.8%
% of FP17s Relating to Continuations	5	3,231	0.2%	0.9%	0.7%	0.9%
% of Patients satisfied with the dentistry they have received	0	0	N/A	90.5%	89.1%	92.5%
% of Patients satisfied with the time they had to wait for an appointment	0	0	N/A	86.3%	83.1%	87.0%

* This is based on patients treated on this contract for their most recent course of treatment.

Figures in italics indicate the base number of FP17s or Patient Questionnaire responses are less than 100. N/A is shown where the base number of responses is less than 10 during the period. % is calculated as Quantity/Base number*100

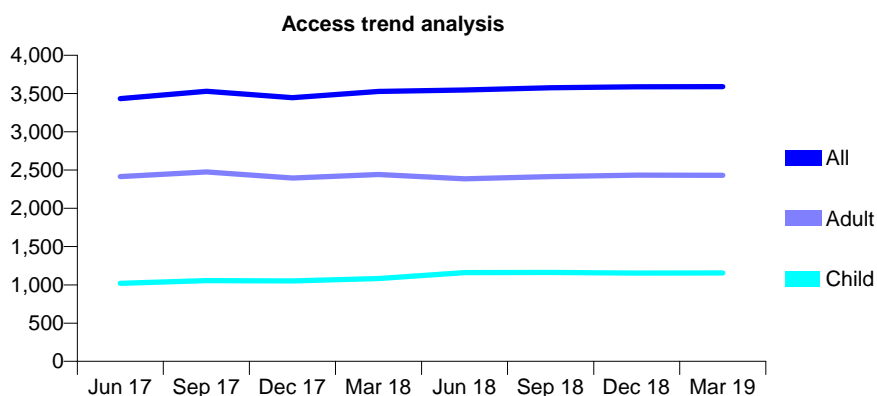
Q63 - Vital Signs At a Glance Contract Report for 174866/0001 - March 2019

Name or company name	Hasan and Hasan
Contract type name	GDS Contract
Purpose of contract	General
Contract start date	01/12/2014
Contract end date	

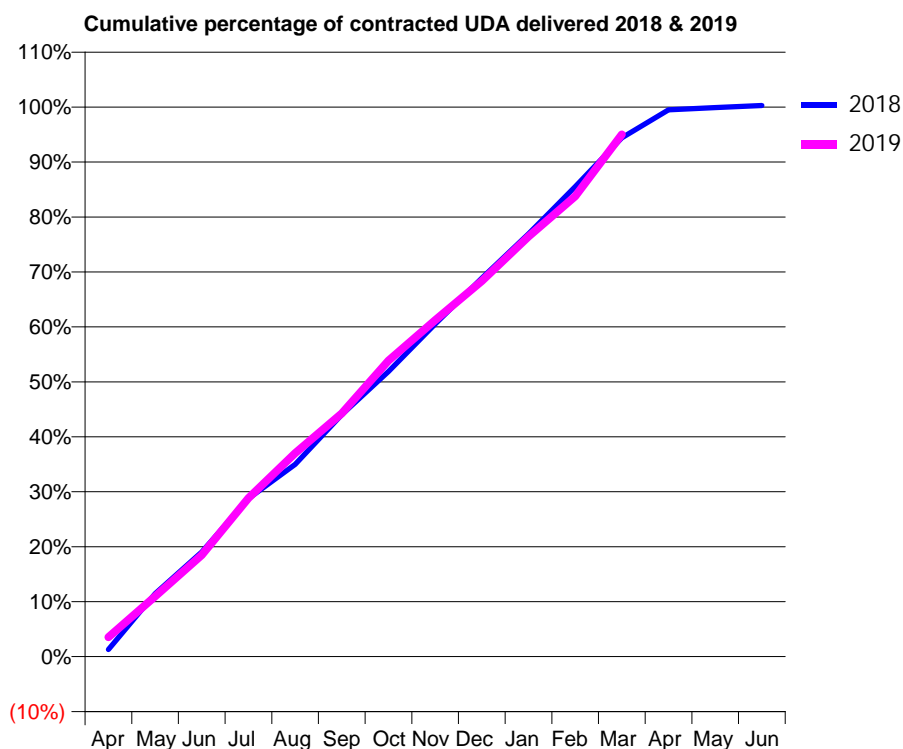
18/19 Contracted general activity (UDA)	6,100
Carry forward general activity (UDA)	-17
18/19 Contracted orthodontic activity (UOA)	0
Carry forward orthodontic activity (UOA)	0
Baseline contract value	£176,336.63

ACCESS*

Patients seen in 24 months	Total	Change since previous quarter
Quarter ending March 2018	3,527	
Quarter ending June 2018	3,546	→
Quarter ending September 2018	3,576	→
Quarter ending December 2018	3,587	→
Quarter ending March 2019	3,589	→
Variance since March 2018	1.8%	→



ACTIVITY



Month	Adjusted Scheduled Activity (UDA)	
	2018	2019
April	79	218
May	699	669
June	1,162	1,127
July	1,755	1,759
August	2,135	2,258
September	2,685	2,699
October	3,163	3,285
November	3,693	3,736
December	4,200	4,167
January	4,692	4,663
February	5,216	5,109
March	5,758	5,796
April	6,069	
May	6,093	
June	6,117	

QUALITY

	Quantity	Base Number	Contract	AT	Region	England
% of FP17s for the same patient ID Re-attending within 3 months - Children	34	1,015	3.3%	10.3%	11.9%	11.8%
% of FP17s for the same patient ID Re-attending within 3 months - Adults	94	1,760	5.3%	15.6%	16.9%	15.7%
% of FP17s for the same patient ID Re-attending between 3 & 9 months - Children	179	1,015	17.6%	49.3%	48.9%	58.9%
% of FP17s for the same patient ID Re-attending between 3 & 9 months - Adults	255	1,760	14.5%	38.6%	38.9%	50.8%
% of FP17s for Band 1 Urgent Courses	281	2,620	10.7%	10.3%	10.7%	9.1%
% of FP17s Relating to Free Repair or Replacements	3	2,620	0.1%	0.6%	0.5%	0.8%
% of FP17s Relating to Continuations	15	2,620	0.6%	0.9%	0.7%	0.9%
% of Patients satisfied with the dentistry they have received	2	2	N/A	90.5%	89.1%	92.5%
% of Patients satisfied with the time they had to wait for an appointment	2	2	N/A	86.3%	83.1%	87.0%

* This is based on patients treated on this contract for their most recent course of treatment. Figures in italics indicate the base number of FP17s or Patient Questionnaire responses are less than 100. N/A is shown where the base number of responses is less than 10 during the period. % is calculated as Quantity/Base number*100

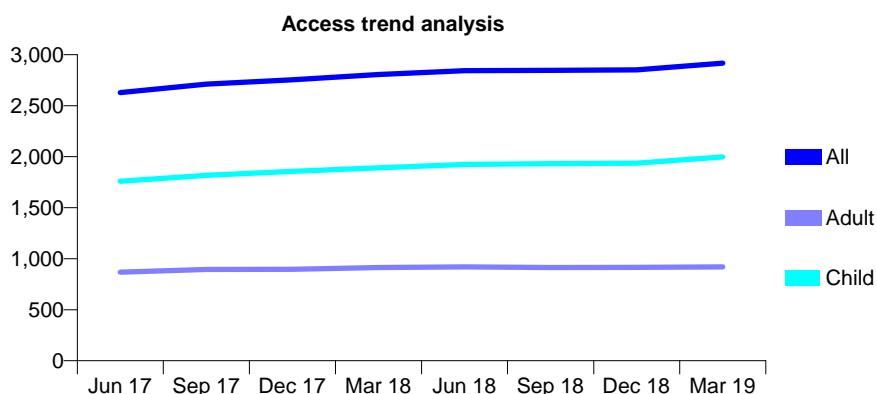
Q63 - Vital Signs At a Glance Contract Report for 175560/0001 - March 2019

Name or company name	Adams House Dental Practice
Contract type name	GDS Contract
Purpose of contract	General
Contract start date	06/04/2009
Contract end date	

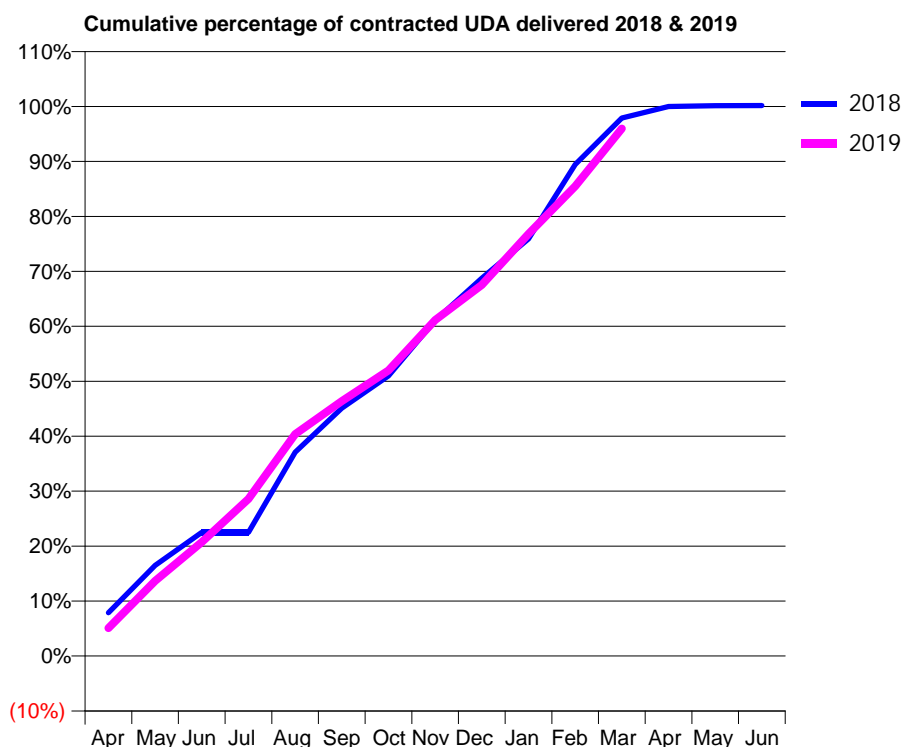
18/19 Contracted general activity (UDA)	8,000
Carry forward general activity (UDA)	-13
18/19 Contracted orthodontic activity (UOA)	0
Carry forward orthodontic activity (UOA)	0
Baseline contract value	£216,143.20

ACCESS*

Patients seen in 24 months	Total	Change since previous quarter
Quarter ending March 2018	2,806	
Quarter ending June 2018	2,843	→
Quarter ending September 2018	2,847	→
Quarter ending December 2018	2,852	→
Quarter ending March 2019	2,917	↑
Variance since March 2018	4.0%	↑



ACTIVITY



Month	Adjusted Scheduled Activity (UDA)	
	2018	2019
April	631	407
May	1,318	1,094
June	1,801	1,658
July	1,801	2,288
August	2,967	3,231
September	3,609	3,710
October	4,078	4,158
November	4,888	4,890
December	5,498	5,401
January	6,074	6,146
February	7,154	6,839
March	7,830	7,677
April	7,998	
May	8,011	
June	8,013	

QUALITY

	Quantity	Base Number	Contract	AT	Region	England
% of FP17s for the same patient ID Re-attending within 3 months - Children	198	3,047	6.5%	10.3%	11.9%	11.8%
% of FP17s for the same patient ID Re-attending within 3 months - Adults	181	1,013	17.9%	15.6%	16.9%	15.7%
% of FP17s for the same patient ID Re-attending between 3 & 9 months - Children	1,942	3,047	63.7%	49.3%	48.9%	58.9%
% of FP17s for the same patient ID Re-attending between 3 & 9 months - Adults	464	1,013	45.8%	38.6%	38.9%	50.8%
% of FP17s for Band 1 Urgent Courses	308	3,987	7.7%	10.3%	10.7%	9.1%
% of FP17s Relating to Free Repair or Replacements	0	3,987	0.0%	0.6%	0.5%	0.8%
% of FP17s Relating to Continuations	2	3,987	0.1%	0.9%	0.7%	0.9%
% of Patients satisfied with the dentistry they have received	0	0	N/A	90.5%	89.1%	92.5%
% of Patients satisfied with the time they had to wait for an appointment	0	0	N/A	86.3%	83.1%	87.0%

* This is based on patients treated on this contract for their most recent course of treatment. Figures in italics indicate the base number of FP17s or Patient Questionnaire responses are less than 100. N/A is shown where the base number of responses is less than 10 during the period. % is calculated as Quantity/Base number*100

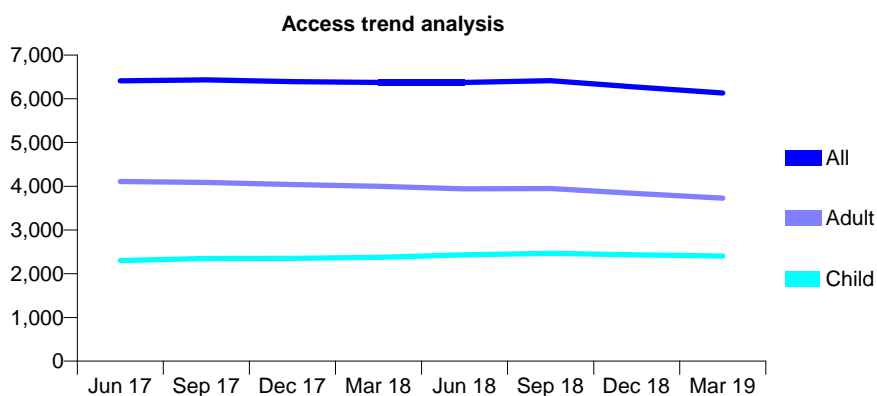
Q63 - Vital Signs At a Glance Contract Report for 179027/0001 - March 2019

Name or company name	Simply Bright
Contract type name	GDS Contract
Purpose of contract	General
Contract start date	17/05/2010
Contract end date	

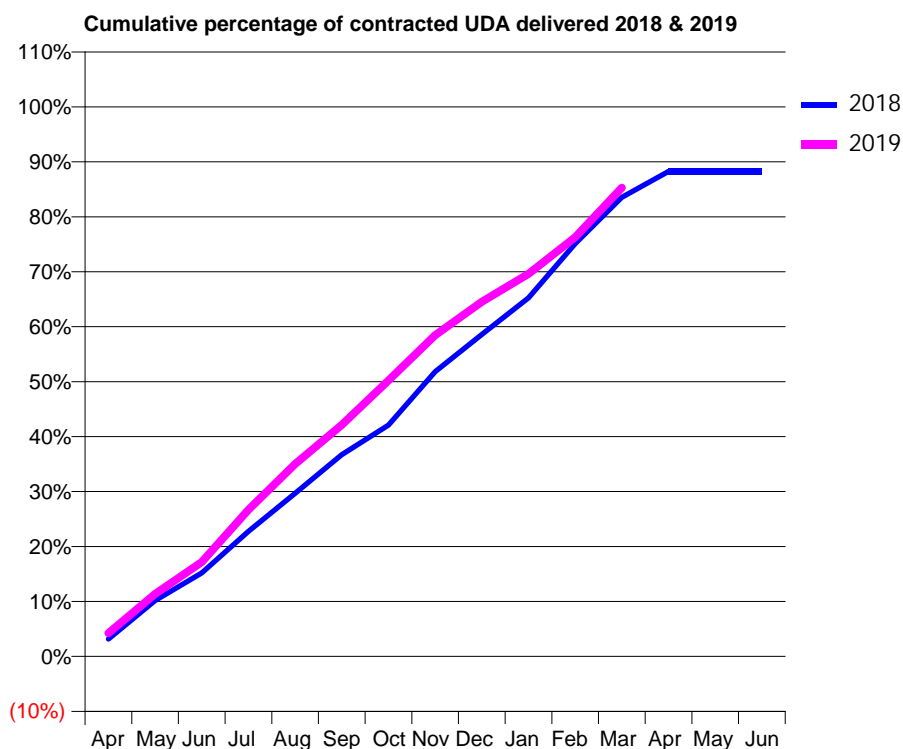
18/19 Contracted general activity (UDA)	16,500
Carry forward general activity (UDA)	0
18/19 Contracted orthodontic activity (UOA)	0
Carry forward orthodontic activity (UOA)	0
Baseline contract value	£436,710.52

ACCESS*

Patients seen in 24 months	Total	Change since previous quarter
Quarter ending March 2018	6,372	
Quarter ending June 2018	6,372	→
Quarter ending September 2018	6,413	→
Quarter ending December 2018	6,265	↓
Quarter ending March 2019	6,132	↓
Variance since March 2018	(3.8%)	↓



ACTIVITY



Month	2018	2019
April	540	697
May	1,730	1,876
June	2,580	2,834
July	3,870	4,403
August	5,048	5,780
September	6,238	6,952
October	7,156	8,284
November	8,810	9,649
December	9,955	10,644
January	11,091	11,485
February	12,770	12,588
March	14,200	14,072
April	15,001	
May	15,002	
June	15,002	

QUALITY

	Quantity	Base Number	Contract	AT	Region	England
% of FP17s for the same patient ID Re-attending within 3 months - Children	279	3,130	8.9%	10.3%	11.9%	11.8%
% of FP17s for the same patient ID Re-attending within 3 months - Adults	577	3,946	14.6%	15.6%	16.9%	15.7%
% of FP17s for the same patient ID Re-attending between 3 & 9 months - Children	1,596	3,130	51.0%	49.3%	48.9%	58.9%
% of FP17s for the same patient ID Re-attending between 3 & 9 months - Adults	1,584	3,946	40.1%	38.6%	38.9%	50.8%
% of FP17s for Band 1 Urgent Courses	600	6,811	8.8%	10.3%	10.7%	9.1%
% of FP17s Relating to Free Repair or Replacements	18	6,811	0.3%	0.6%	0.5%	0.8%
% of FP17s Relating to Continuations	21	6,811	0.3%	0.9%	0.7%	0.9%
% of Patients satisfied with the dentistry they have received	0	0	N/A	90.5%	89.1%	92.5%
% of Patients satisfied with the time they had to wait for an appointment	0	0	N/A	86.3%	83.1%	87.0%

* This is based on patients treated on this contract for their most recent course of treatment. Figures in italics indicate the base number of FP17s or Patient Questionnaire responses are less than 100. N/A is shown where the base number of responses is less than 10 during the period. % is calculated as Quantity/Base number*100

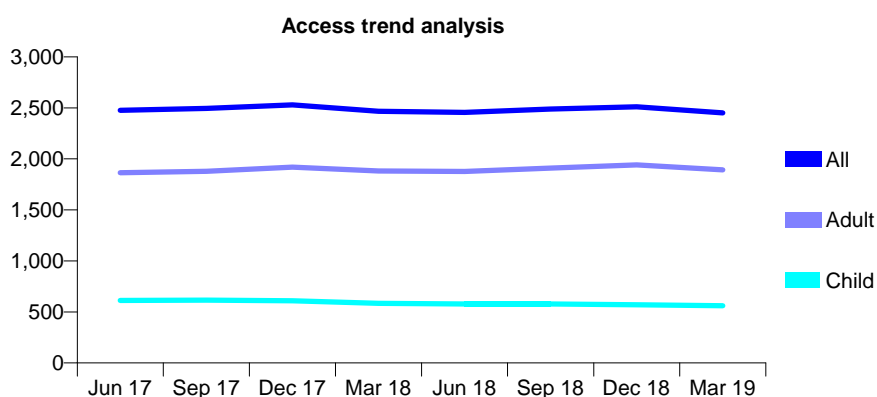
Q63 - Vital Signs At a Glance Contract Report for 179434/0008 - March 2019

Name or company name	S Cowley, R Ingham and J Angelo
Contract type name	GDS Contract
Purpose of contract	General
Contract start date	01/04/2015
Contract end date	

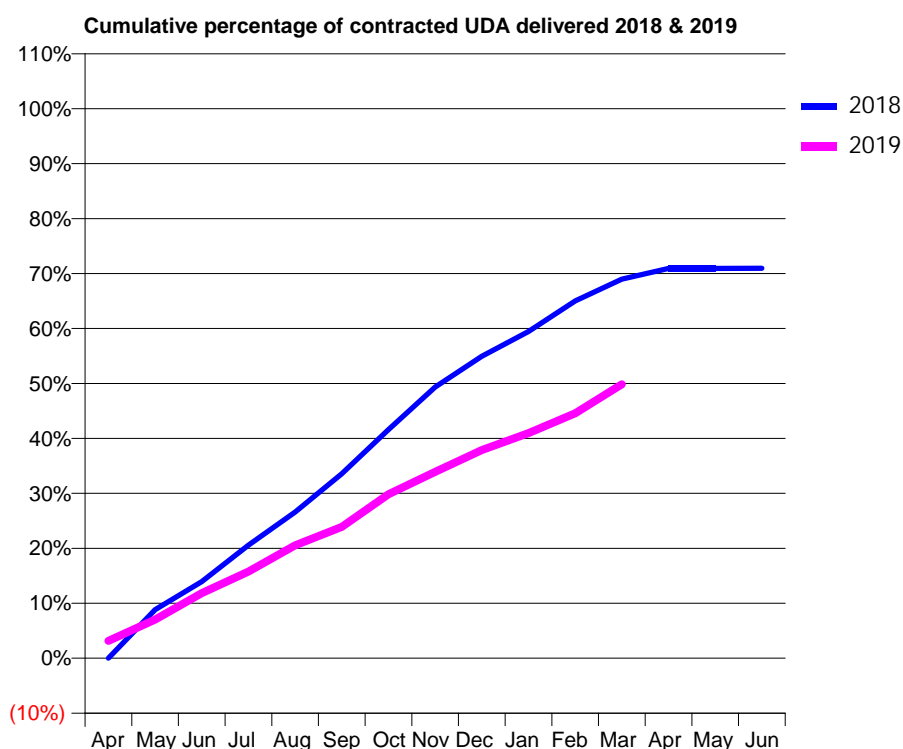
18/19 Contracted general activity (UDA)	12,947
Carry forward general activity (UDA)	0
18/19 Contracted orthodontic activity (UOA)	0
Carry forward orthodontic activity (UOA)	0
Baseline contract value	£394,823.85

ACCESS*

Patients seen in 24 months	Total	Change since previous quarter
Quarter ending March 2018	2,467	
Quarter ending June 2018	2,455	→
Quarter ending September 2018	2,488	→
Quarter ending December 2018	2,511	→
Quarter ending March 2019	2,452	↓
Variance since March 2018	(0.6%)	→



ACTIVITY



Month	Adjusted Scheduled Activity (UDA)	
	2018	2019
April	0	411
May	1,144	914
June	1,805	1,533
July	2,665	2,044
August	3,445	2,661
September	4,348	3,094
October	5,388	3,863
November	6,388	4,390
December	7,110	4,902
January	7,695	5,304
February	8,419	5,770
March	8,932	6,456
April	9,181	
May	9,181	
June	9,185	

QUALITY

	Quantity	Base Number	Contract	AT	Region	England
% of FP17s for the same patient ID Re-attending within 3 months - Children	55	688	8.0%	10.3%	11.9%	11.8%
% of FP17s for the same patient ID Re-attending within 3 months - Adults	344	2,143	16.1%	15.6%	16.9%	15.7%
% of FP17s for the same patient ID Re-attending between 3 & 9 months - Children	360	688	52.3%	49.3%	48.9%	58.9%
% of FP17s for the same patient ID Re-attending between 3 & 9 months - Adults	805	2,143	37.6%	38.6%	38.9%	50.8%
% of FP17s for Band 1 Urgent Courses	270	2,728	9.9%	10.3%	10.7%	9.1%
% of FP17s Relating to Free Repair or Replacements	7	2,728	0.3%	0.6%	0.5%	0.8%
% of FP17s Relating to Continuations	70	2,728	2.6%	0.9%	0.7%	0.9%
% of Patients satisfied with the dentistry they have received	1	1	N/A	90.5%	89.1%	92.5%
% of Patients satisfied with the time they had to wait for an appointment	1	1	N/A	86.3%	83.1%	87.0%

* This is based on patients treated on this contract for their most recent course of treatment. Figures in italics indicate the base number of FP17s or Patient Questionnaire responses are less than 100. N/A is shown where the base number of responses is less than 10 during the period. % is calculated as Quantity/Base number*100

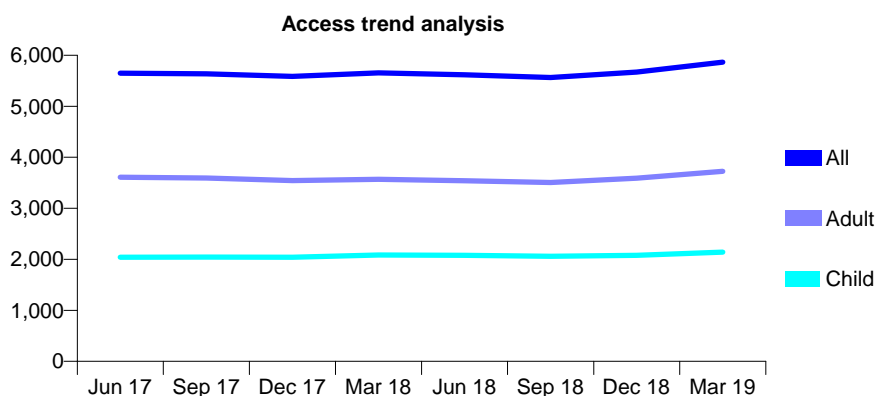
Q63 - Vital Signs At a Glance Contract Report for 179469/0002 - March 2019

Name or company name	Whitton Corner Dental Practice
Contract type name	GDS Contract
Purpose of contract	General
Contract start date	01/04/2014
Contract end date	

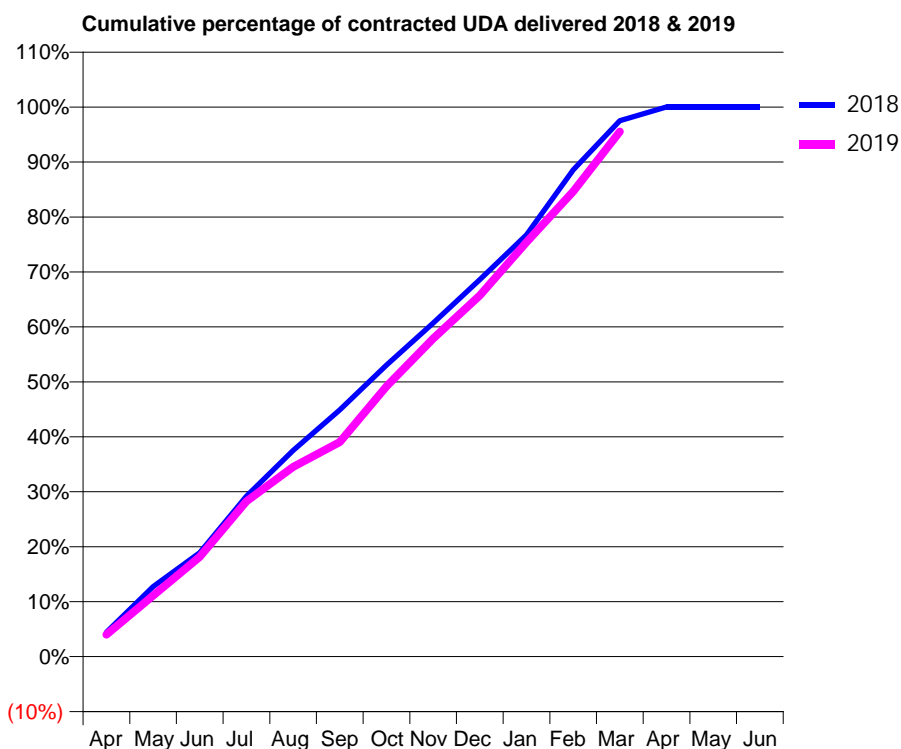
18/19 Contracted general activity (UDA)	20,000
Carry forward general activity (UDA)	-5
18/19 Contracted orthodontic activity (UOA)	0
Carry forward orthodontic activity (UOA)	0
Baseline contract value	£539,953.38

ACCESS*

Patients seen in 24 months	Total	Change since previous quarter
Quarter ending March 2018	5,655	
Quarter ending June 2018	5,617	→
Quarter ending September 2018	5,566	→
Quarter ending December 2018	5,672	→
Quarter ending March 2019	5,865	↑
Variance since March 2018	3.7%	↑



ACTIVITY



Month	Adjusted Scheduled Activity (UDA)	
	2018	2019
April	890	801
May	2,550	2,218
June	3,783	3,634
July	5,839	5,654
August	7,507	6,902
September	8,978	7,807
October	10,606	9,835
November	12,143	11,580
December	13,719	13,142
January	15,350	15,082
February	17,715	16,933
March	19,502	19,103
April	20,001	
May	20,004	
June	20,005	

QUALITY

	Quantity	Base Number	Contract	AT	Region	England
% of FP17s for the same patient ID Re-attending within 3 months - Children	307	3,337	9.2%	10.3%	11.9%	11.8%
% of FP17s for the same patient ID Re-attending within 3 months - Adults	845	4,899	17.2%	15.6%	16.9%	15.7%
% of FP17s for the same patient ID Re-attending between 3 & 9 months - Children	2,084	3,337	62.5%	49.3%	48.9%	58.9%
% of FP17s for the same patient ID Re-attending between 3 & 9 months - Adults	2,291	4,899	46.8%	38.6%	38.9%	50.8%
% of FP17s for Band 1 Urgent Courses	985	8,034	12.3%	10.3%	10.7%	9.1%
% of FP17s Relating to Free Repair or Replacements	126	8,034	1.6%	0.6%	0.5%	0.8%
% of FP17s Relating to Continuations	22	8,034	0.3%	0.9%	0.7%	0.9%
% of Patients satisfied with the dentistry they have received	2	2	N/A	90.5%	89.1%	92.5%
% of Patients satisfied with the time they had to wait for an appointment	1	2	N/A	86.3%	83.1%	87.0%

* This is based on patients treated on this contract for their most recent course of treatment. Figures in italics indicate the base number of FP17s or Patient Questionnaire responses are less than 100. N/A is shown where the base number of responses is less than 10 during the period. % is calculated as Quantity/Base number*100

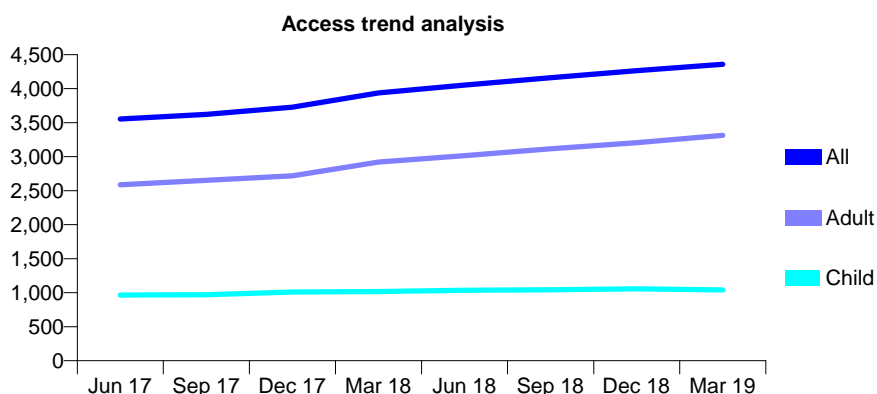
Q63 - Vital Signs At a Glance Contract Report for 181765/0001 - March 2019

Name or company name	Green Lane Dental Care Limited
Contract type name	GDS Contract
Purpose of contract	General
Contract start date	10/12/2010
Contract end date	

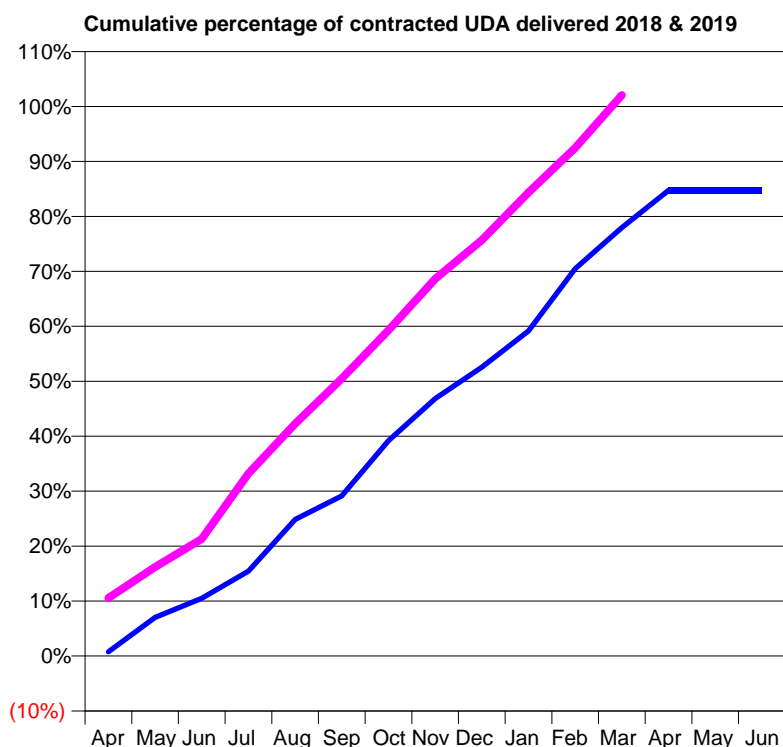
18/19 Contracted general activity (UDA)	17,064
Carry forward general activity (UDA)	0
18/19 Contracted orthodontic activity (UOA)	0
Carry forward orthodontic activity (UOA)	0
Baseline contract value	£530,269.29

ACCESS*

Patients seen in 24 months	Total	Change since previous quarter
Quarter ending March 2018	3,939	
Quarter ending June 2018	4,051	↑
Quarter ending September 2018	4,161	↑
Quarter ending December 2018	4,265	↑
Quarter ending March 2019	4,358	↑
Variance since March 2018	10.6%	↑



ACTIVITY



Month	Adjusted Scheduled Activity (UDA)	
	2018	2019
April	130	1,803
May	1,197	2,767
June	1,790	3,637
July	2,635	5,667
August	4,243	7,212
September	4,971	8,615
October	6,685	10,115
November	7,994	11,714
December	8,966	12,912
January	10,093	14,394
February	12,029	15,777
March	13,298	17,417
April	14,459	
May	14,459	
June	14,459	

QUALITY

	Quantity	Base Number	Contract	AT	Region	England
% of FP17s for the same patient ID Re-attending within 3 months - Children	126	1,273	9.9%	10.3%	11.9%	11.8%
% of FP17s for the same patient ID Re-attending within 3 months - Adults	537	3,460	15.5%	15.6%	16.9%	15.7%
% of FP17s for the same patient ID Re-attending between 3 & 9 months - Children	500	1,273	39.3%	49.3%	48.9%	58.9%
% of FP17s for the same patient ID Re-attending between 3 & 9 months - Adults	937	3,460	27.1%	38.6%	38.9%	50.8%
% of FP17s for Band 1 Urgent Courses	607	4,435	13.7%	10.3%	10.7%	9.1%
% of FP17s Relating to Free Repair or Replacements	12	4,435	0.3%	0.6%	0.5%	0.8%
% of FP17s Relating to Continuations	25	4,435	0.6%	0.9%	0.7%	0.9%
% of Patients satisfied with the dentistry they have received	3	3	N/A	90.5%	89.1%	92.5%
% of Patients satisfied with the time they had to wait for an appointment	2	3	N/A	86.3%	83.1%	87.0%

* This is based on patients treated on this contract for their most recent course of treatment. Figures in italics indicate the base number of FP17s or Patient Questionnaire responses are less than 100. N/A is shown where the base number of responses is less than 10 during the period. % is calculated as Quantity/Base number*100

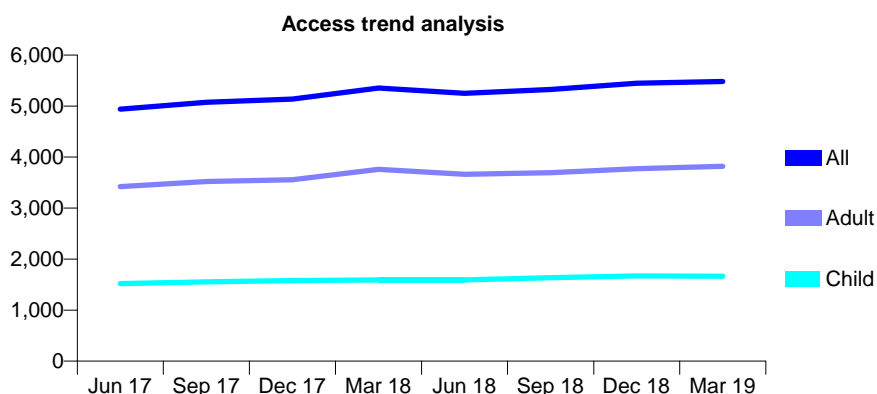
Q63 - Vital Signs At a Glance Contract Report for 181765/0002 - March 2019

Name or company name	Gabokun Dental Care Ltd
Contract type name	GDS Contract
Purpose of contract	General
Contract start date	01/02/2011
Contract end date	

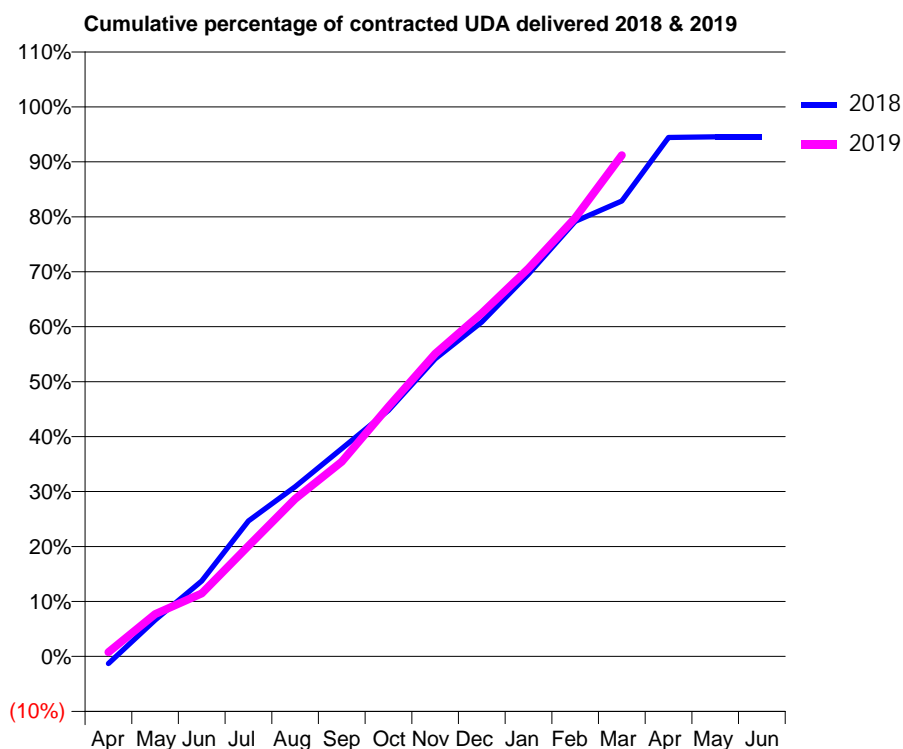
18/19 Contracted general activity (UDA)	16,000
Carry forward general activity (UDA)	0
18/19 Contracted orthodontic activity (UOA)	0
Carry forward orthodontic activity (UOA)	0
Baseline contract value	£630,055.25

ACCESS*

Patients seen in 24 months	Total	Change since previous quarter
Quarter ending March 2018	5,353	
Quarter ending June 2018	5,252	↓
Quarter ending September 2018	5,328	→
Quarter ending December 2018	5,446	↑
Quarter ending March 2019	5,483	→
Variance since March 2018	2.4%	↑



ACTIVITY



Month	2018	2019
April	-210	127
May	1,060	1,233
June	2,199	1,833
July	3,947	3,216
August	4,940	4,586
September	6,052	5,670
October	7,167	7,271
November	8,665	8,815
December	9,738	9,992
January	11,133	11,295
February	12,667	12,770
March	13,256	14,588
April	15,109	
May	15,125	
June	15,128	

QUALITY

	Quantity	Base Number	Contract	AT	Region	England
% of FP17s for the same patient ID Re-attending within 3 months - Children	162	2,114	7.7%	10.3%	11.9%	11.8%
% of FP17s for the same patient ID Re-attending within 3 months - Adults	690	4,074	16.9%	15.6%	16.9%	15.7%
% of FP17s for the same patient ID Re-attending between 3 & 9 months - Children	848	2,114	40.1%	49.3%	48.9%	58.9%
% of FP17s for the same patient ID Re-attending between 3 & 9 months - Adults	1,083	4,074	26.6%	38.6%	38.9%	50.8%
% of FP17s for Band 1 Urgent Courses	420	4,970	8.5%	10.3%	10.7%	9.1%
% of FP17s Relating to Free Repair or Replacements	20	4,970	0.4%	0.6%	0.5%	0.8%
% of FP17s Relating to Continuations	107	4,970	2.2%	0.9%	0.7%	0.9%
% of Patients satisfied with the dentistry they have received	1	1	N/A	90.5%	89.1%	92.5%
% of Patients satisfied with the time they had to wait for an appointment	1	1	N/A	86.3%	83.1%	87.0%

* This is based on patients treated on this contract for their most recent course of treatment. Figures in italics indicate the base number of FP17s or Patient Questionnaire responses are less than 100. N/A is shown where the base number of responses is less than 10 during the period. % is calculated as Quantity/Base number*100

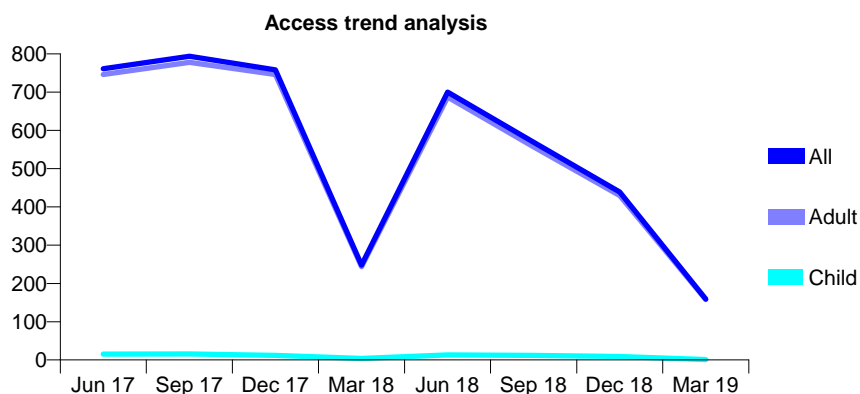
Q63 - Vital Signs At a Glance Contract Report for 181765/0003 - March 2019

Name or company name	Gabokun Dental Care Ltd
Contract type name	PDS Contract
Purpose of contract	General
Contract start date	01/04/2011
Contract end date	30/06/2018

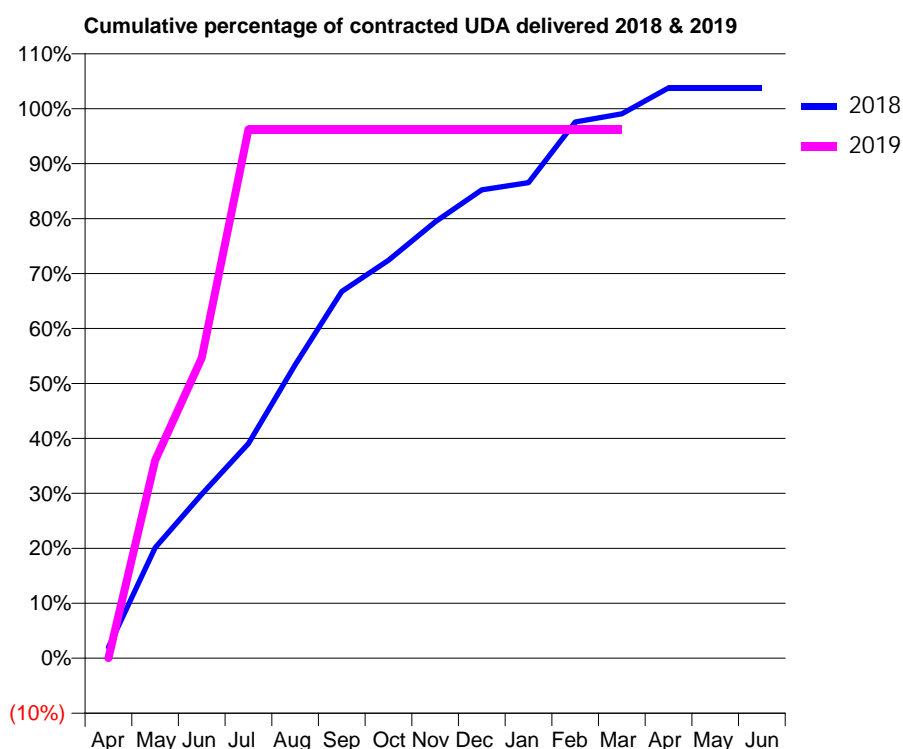
18/19 Contracted general activity (UDA)	450
Carry forward general activity (UDA)	0
18/19 Contracted orthodontic activity (UOA)	0
Carry forward orthodontic activity (UOA)	0
Baseline contract value	£22,955.15

ACCESS*

Patients seen in 24 months	Total	Change since previous quarter
Quarter ending March 2018	248	
Quarter ending June 2018	700	↑
Quarter ending September 2018	569	↓
Quarter ending December 2018	439	↓
Quarter ending March 2019	159	↓
Variance since March 2018	(35.9%)	↓



ACTIVITY



Month	Adjusted Scheduled Activity (UDA)	
	2018	2019
April	36	0
May	362	162
June	537	246
July	703	433
August	961	433
September	1,201	433
October	1,303	433
November	1,429	433
December	1,534	433
January	1,558	433
February	1,756	433
March	1,783	433
April	1,868	
May	1,868	
June	1,868	

QUALITY

	Quantity	Base Number	Contract	AT	Region	England
% of FP17s for the same patient ID Re-attending within 3 months - Children	0	6	0.0%	10.3%	11.9%	11.8%
% of FP17s for the same patient ID Re-attending within 3 months - Adults	1	168	0.6%	15.6%	16.9%	15.7%
% of FP17s for the same patient ID Re-attending between 3 & 9 months - Children	0	6	0.0%	49.3%	48.9%	58.9%
% of FP17s for the same patient ID Re-attending between 3 & 9 months - Adults	0	168	0.0%	38.6%	38.9%	50.8%
% of FP17s for Band 1 Urgent Courses	0	145	0.0%	10.3%	10.7%	9.1%
% of FP17s Relating to Free Repair or Replacements	0	145	0.0%	0.6%	0.5%	0.8%
% of FP17s Relating to Continuations	0	145	0.0%	0.9%	0.7%	0.9%
% of Patients satisfied with the dentistry they have received	0	0	N/A	90.5%	89.1%	92.5%
% of Patients satisfied with the time they had to wait for an appointment	0	0	N/A	86.3%	83.1%	87.0%

* This is based on patients treated on this contract for their most recent course of treatment.

Figures in italics indicate the base number of FP17s or Patient Questionnaire responses are less than 100. N/A is shown where the base number of responses is less than 10 during the period. % is calculated as Quantity/Base number*100

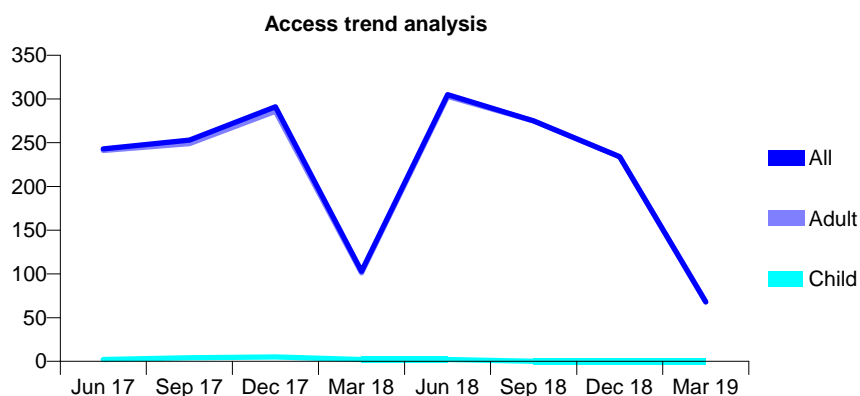
Q63 - Vital Signs At a Glance Contract Report for 181765/0004 - March 2019

Name or company name	Gabokun Dental Care Ltd
Contract type name	PDS Contract
Purpose of contract	General
Contract start date	01/04/2012
Contract end date	30/06/2018

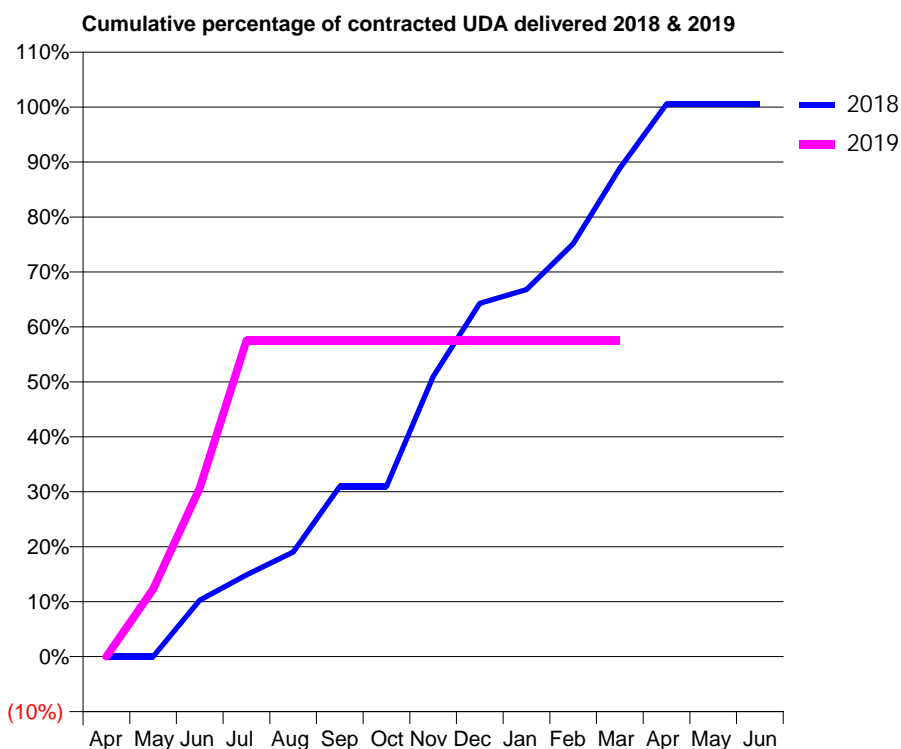
18/19 Contracted general activity (UDA)	440
Carry forward general activity (UDA)	0
18/19 Contracted orthodontic activity (UOA)	0
Carry forward orthodontic activity (UOA)	0
Baseline contract value	£23,729.65

ACCESS*

Patients seen in 24 months	Total	Change since previous quarter
Quarter ending March 2018	103	
Quarter ending June 2018	305	↑
Quarter ending September 2018	275	↓
Quarter ending December 2018	234	↓
Quarter ending March 2019	68	↓
Variance since March 2018	(34.0%)	↓



ACTIVITY



Month	Adjusted Scheduled Activity (UDA)	
	2018	2019
April	0	0
May	0	54
June	74	135
July	107	253
August	137	253
September	223	253
October	223	253
November	367	253
December	463	253
January	481	253
February	541	253
March	640	253
April	724	
May	724	
June	724	

QUALITY

	Quantity	Base Number	Contract	AT	Region	England
% of FP17s for the same patient ID Re-attending within 3 months - Children	0	1	0.0%	10.3%	11.9%	11.8%
% of FP17s for the same patient ID Re-attending within 3 months - Adults	0	112	0.0%	15.6%	16.9%	15.7%
% of FP17s for the same patient ID Re-attending between 3 & 9 months - Children	0	1	0.0%	49.3%	48.9%	58.9%
% of FP17s for the same patient ID Re-attending between 3 & 9 months - Adults	0	112	0.0%	38.6%	38.9%	50.8%
% of FP17s for Band 1 Urgent Courses	0	85	0.0%	10.3%	10.7%	9.1%
% of FP17s Relating to Free Repair or Replacements	0	85	0.0%	0.6%	0.5%	0.8%
% of FP17s Relating to Continuations	0	85	0.0%	0.9%	0.7%	0.9%
% of Patients satisfied with the dentistry they have received	0	0	N/A	90.5%	89.1%	92.5%
% of Patients satisfied with the time they had to wait for an appointment	0	0	N/A	86.3%	83.1%	87.0%

* This is based on patients treated on this contract for their most recent course of treatment. Figures in italics indicate the base number of FP17s or Patient Questionnaire responses are less than 100. N/A is shown where the base number of responses is less than 10 during the period. % is calculated as Quantity/Base number*100

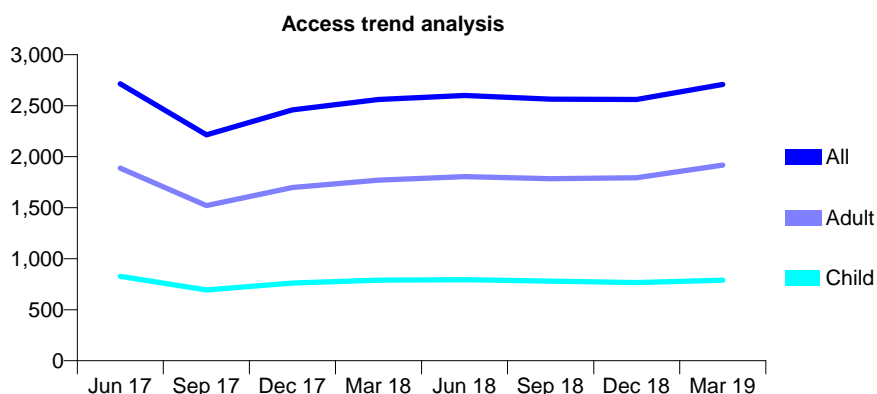
Q63 - Vital Signs At a Glance Contract Report for 181935/0001 - March 2019

Name or company name	Balham Dental Care Ltd
Contract type name	GDS Contract
Purpose of contract	General
Contract start date	16/01/2013
Contract end date	

18/19 Contracted general activity (UDA)	11,167
Carry forward general activity (UDA)	0
18/19 Contracted orthodontic activity (UOA)	0
Carry forward orthodontic activity (UOA)	0
Baseline contract value	£273,133.59

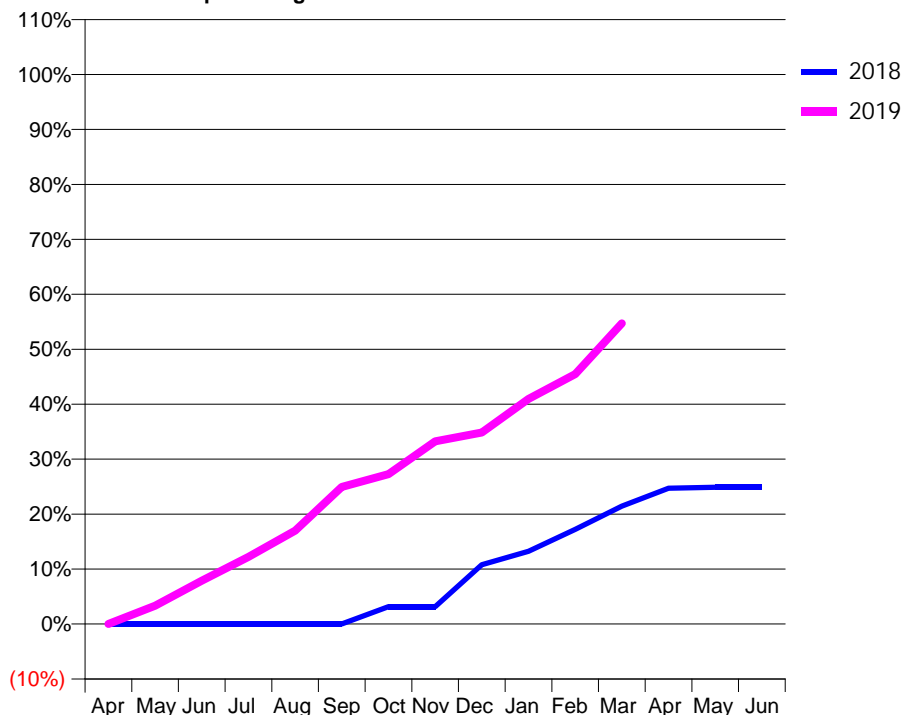
ACCESS*

Patients seen in 24 months	Total	Change since previous quarter
Quarter ending March 2018	2,561	
Quarter ending June 2018	2,599	→
Quarter ending September 2018	2,564	↓
Quarter ending December 2018	2,561	→
Quarter ending March 2019	2,708	↑
Variance since March 2018	5.7%	↑



ACTIVITY

Cumulative percentage of contracted UDA delivered 2018 & 2019



Month	Adjusted Scheduled Activity (UDA)	
	2018	2019
April	0	0
May	0	372
June	0	880
July	0	1,365
August	0	1,899
September	0	2,785
October	353	3,047
November	353	3,715
December	1,205	3,894
January	1,478	4,576
February	1,924	5,076
March	2,397	6,110
April	2,759	
May	2,779	
June	2,778	

QUALITY

	Quantity	Base Number	Contract	AT	Region	England
% of FP17s for the same patient ID Re-attending within 3 months - Children	52	900	5.8%	10.3%	11.9%	11.8%
% of FP17s for the same patient ID Re-attending within 3 months - Adults	215	2,018	10.7%	15.6%	16.9%	15.7%
% of FP17s for the same patient ID Re-attending between 3 & 9 months - Children	294	900	32.7%	49.3%	48.9%	58.9%
% of FP17s for the same patient ID Re-attending between 3 & 9 months - Adults	566	2,018	28.0%	38.6%	38.9%	50.8%
% of FP17s for Band 1 Urgent Courses	292	2,717	10.7%	10.3%	10.7%	9.1%
% of FP17s Relating to Free Repair or Replacements	2	2,717	0.1%	0.6%	0.5%	0.8%
% of FP17s Relating to Continuations	11	2,717	0.4%	0.9%	0.7%	0.9%
% of Patients satisfied with the dentistry they have received	2	2	N/A	90.5%	89.1%	92.5%
% of Patients satisfied with the time they had to wait for an appointment	1	2	N/A	86.3%	83.1%	87.0%

* This is based on patients treated on this contract for their most recent course of treatment. Figures in italics indicate the base number of FP17s or Patient Questionnaire responses are less than 100. N/A is shown where the base number of responses is less than 10 during the period. % is calculated as Quantity/Base number*100

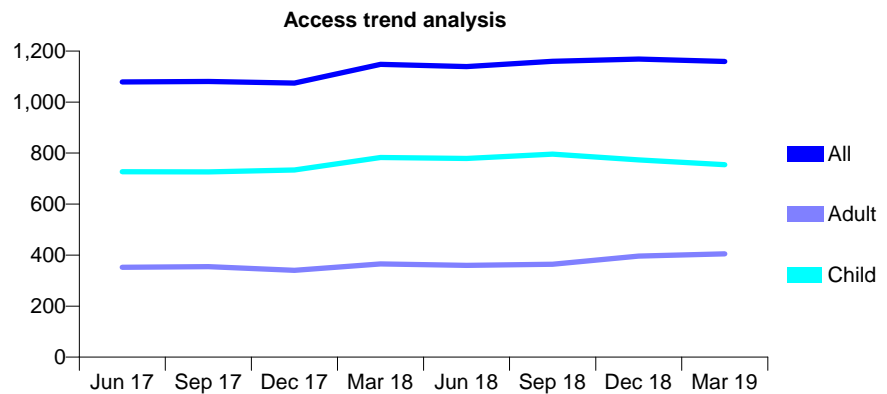
Q63 - Vital Signs At a Glance Contract Report for 183385/0001 - March 2019

Name or company name	ConfiDent Dental Practice
Contract type name	GDS Contract
Purpose of contract	General
Contract start date	02/05/2008
Contract end date	

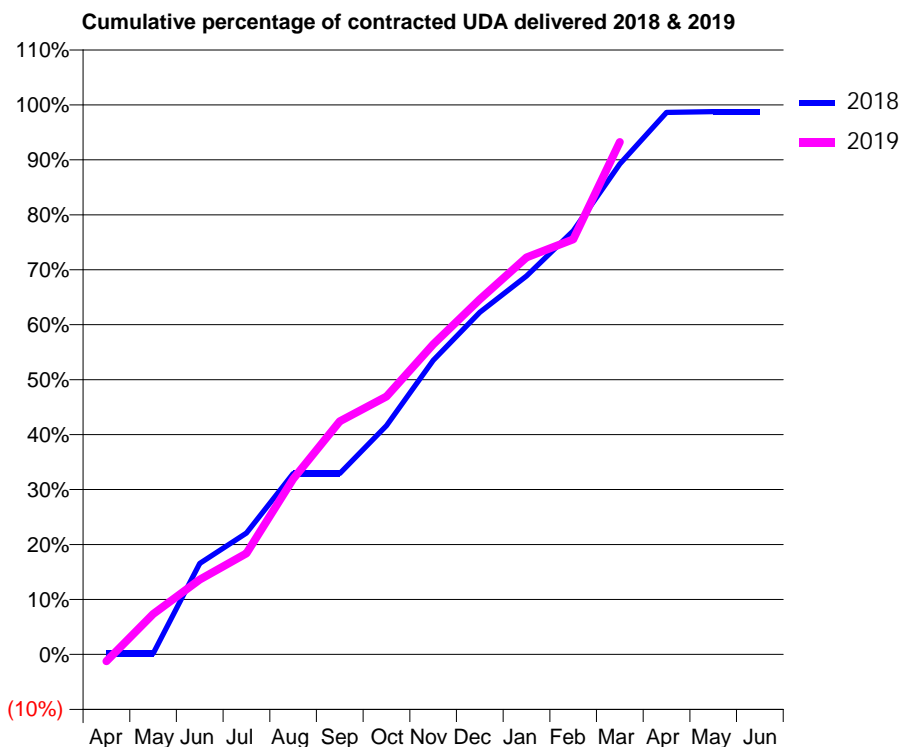
18/19 Contracted general activity (UDA)	2,966
Carry forward general activity (UDA)	37
18/19 Contracted orthodontic activity (UOA)	0
Carry forward orthodontic activity (UOA)	0
Baseline contract value	£75,444.78

ACCESS*

Patients seen in 24 months	Total	Change since previous quarter
Quarter ending March 2018	1,148	
Quarter ending June 2018	1,139	→
Quarter ending September 2018	1,160	→
Quarter ending December 2018	1,169	→
Quarter ending March 2019	1,159	→
Variance since March 2018	1.0%	→



ACTIVITY



Month	Adjusted Scheduled Activity (UDA)	
	2018	2019
April	5	-37
May	5	218
June	491	404
July	655	546
August	976	948
September	976	1,258
October	1,235	1,392
November	1,587	1,674
December	1,847	1,916
January	2,042	2,143
February	2,286	2,240
March	2,647	2,766
April	2,925	
May	2,929	
June	2,929	

QUALITY

	Quantity	Base Number	Contract	AT	Region	England
% of FP17s for the same patient ID Re-attending within 3 months - Children	107	1,189	9.0%	10.3%	11.9%	11.8%
% of FP17s for the same patient ID Re-attending within 3 months - Adults	27	384	7.0%	15.6%	16.9%	15.7%
% of FP17s for the same patient ID Re-attending between 3 & 9 months - Children	726	1,189	61.1%	49.3%	48.9%	58.9%
% of FP17s for the same patient ID Re-attending between 3 & 9 months - Adults	152	384	39.6%	38.6%	38.9%	50.8%
% of FP17s for Band 1 Urgent Courses	39	1,434	2.7%	10.3%	10.7%	9.1%
% of FP17s Relating to Free Repair or Replacements	3	1,434	0.2%	0.6%	0.5%	0.8%
% of FP17s Relating to Continuations	2	1,434	0.1%	0.9%	0.7%	0.9%
% of Patients satisfied with the dentistry they have received	0	0	N/A	90.5%	89.1%	92.5%
% of Patients satisfied with the time they had to wait for an appointment	0	0	N/A	86.3%	83.1%	87.0%

* This is based on patients treated on this contract for their most recent course of treatment. Figures in italics indicate the base number of FP17s or Patient Questionnaire responses are less than 100. N/A is shown where the base number of responses is less than 10 during the period. % is calculated as Quantity/Base number*100

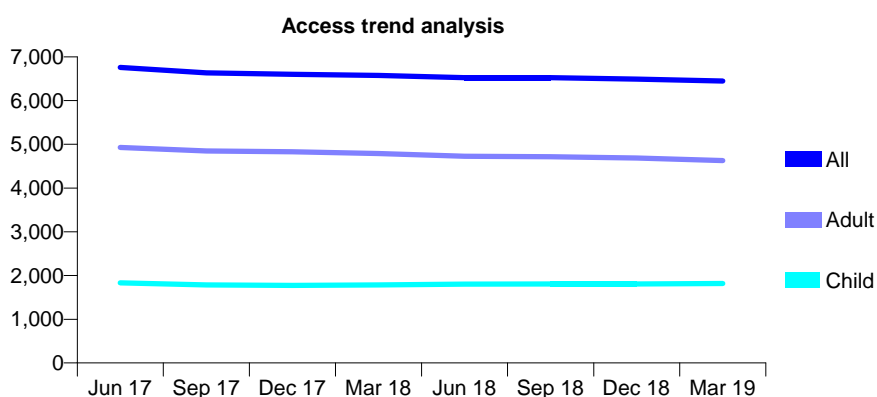
Q63 - Vital Signs At a Glance Contract Report for 183547/0001 - March 2019

Name or company name	Castlenau Dentists
Contract type name	GDS Contract
Purpose of contract	General
Contract start date	01/10/2013
Contract end date	

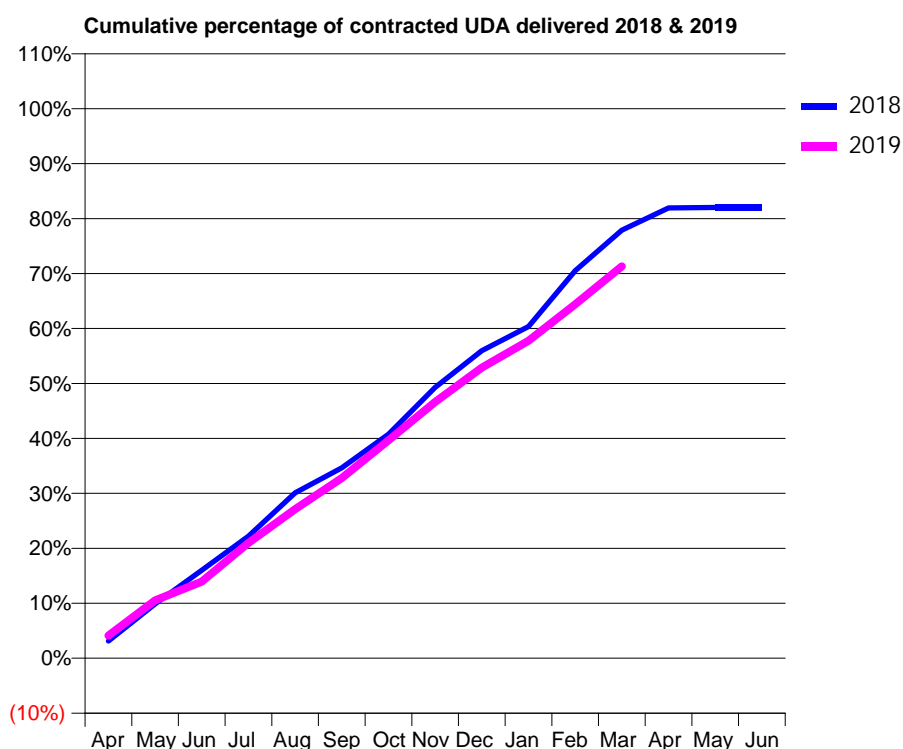
18/19 Contracted general activity (UDA)	15,300
Carry forward general activity (UDA)	0
18/19 Contracted orthodontic activity (UOA)	0
Carry forward orthodontic activity (UOA)	0
Baseline contract value	£444,949.81

ACCESS*

Patients seen in 24 months	Total	Change since previous quarter
Quarter ending March 2018	6,575	
Quarter ending June 2018	6,527	→
Quarter ending September 2018	6,525	→
Quarter ending December 2018	6,493	→
Quarter ending March 2019	6,445	→
Variance since March 2018	(2.0%)	↓



ACTIVITY



Month	2018	2019
April	482	630
May	1,513	1,611
June	2,449	2,134
July	3,398	3,212
August	4,606	4,153
September	5,300	5,016
October	6,237	6,064
November	7,541	7,139
December	8,562	8,090
January	9,237	8,840
February	10,792	9,851
March	11,918	10,911
April	12,537	
May	12,546	
June	12,546	

QUALITY

	Quantity	Base Number	Contract	AT	Region	England
% of FP17s for the same patient ID Re-attending within 3 months - Children	169	1,918	8.8%	10.3%	11.9%	11.8%
% of FP17s for the same patient ID Re-attending within 3 months - Adults	875	4,627	18.9%	15.6%	16.9%	15.7%
% of FP17s for the same patient ID Re-attending between 3 & 9 months - Children	666	1,918	34.7%	49.3%	48.9%	58.9%
% of FP17s for the same patient ID Re-attending between 3 & 9 months - Adults	1,246	4,627	26.9%	38.6%	38.9%	50.8%
% of FP17s for Band 1 Urgent Courses	1,054	5,686	18.5%	10.3%	10.7%	9.1%
% of FP17s Relating to Free Repair or Replacements	23	5,686	0.4%	0.6%	0.5%	0.8%
% of FP17s Relating to Continuations	88	5,686	1.5%	0.9%	0.7%	0.9%
% of Patients satisfied with the dentistry they have received	0	2	N/A	90.5%	89.1%	92.5%
% of Patients satisfied with the time they had to wait for an appointment	0	2	N/A	86.3%	83.1%	87.0%

* This is based on patients treated on this contract for their most recent course of treatment.

Figures in italics indicate the base number of FP17s or Patient Questionnaire responses are less than 100. N/A is shown where the base number of responses is less than 10 during the period. % is calculated as Quantity/Base number*100

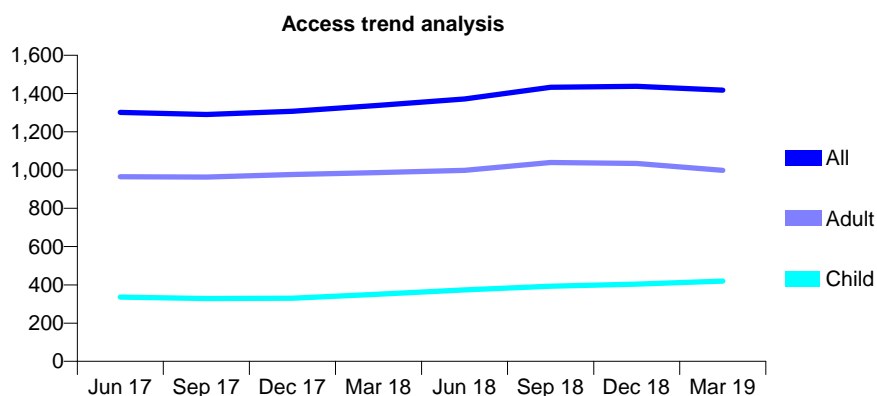
Q63 - Vital Signs At a Glance Contract Report for 183660/0001 - March 2019

Name or company name	PS Photay & Associates
Contract type name	GDS Contract
Purpose of contract	General
Contract start date	01/02/2014
Contract end date	

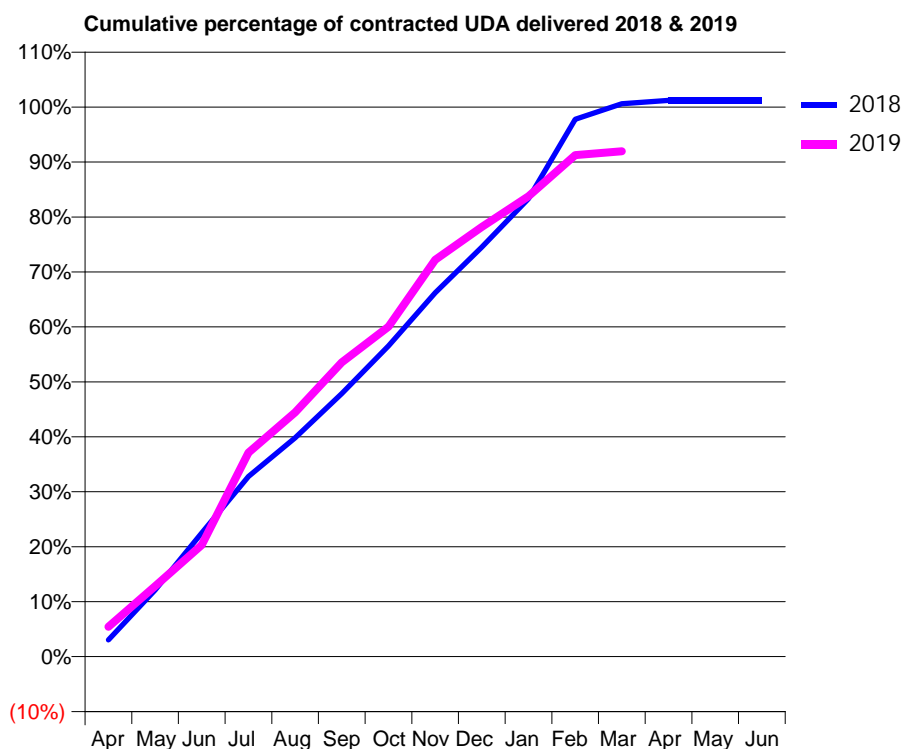
18/19 Contracted general activity (UDA)	2,778
Carry forward general activity (UDA)	-34
18/19 Contracted orthodontic activity (UOA)	0
Carry forward orthodontic activity (UOA)	0
Baseline contract value	£82,211.83

ACCESS*

Patients seen in 24 months	Total	Change since previous quarter
Quarter ending March 2018	1,338	
Quarter ending June 2018	1,372	↑
Quarter ending September 2018	1,432	↑
Quarter ending December 2018	1,438	→
Quarter ending March 2019	1,418	↓
Variance since March 2018	6.0%	↑



ACTIVITY



Month	Adjusted Scheduled Activity (UDA)	
	2018	2019
April	85	152
May	336	357
June	625	565
July	910	1,031
August	1,106	1,235
September	1,330	1,488
October	1,571	1,668
November	1,840	2,006
December	2,070	2,172
January	2,314	2,327
February	2,716	2,535
March	2,795	2,555
April	2,812	
May	2,812	
June	2,812	

QUALITY

	Quantity	Base Number	Contract	AT	Region	England
% of FP17s for the same patient ID Re-attending within 3 months - Children	11	365	3.0%	10.3%	11.9%	11.8%
% of FP17s for the same patient ID Re-attending within 3 months - Adults	36	755	4.8%	15.6%	16.9%	15.7%
% of FP17s for the same patient ID Re-attending between 3 & 9 months - Children	93	365	25.5%	49.3%	48.9%	58.9%
% of FP17s for the same patient ID Re-attending between 3 & 9 months - Adults	176	755	23.3%	38.6%	38.9%	50.8%
% of FP17s for Band 1 Urgent Courses	69	1,116	6.2%	10.3%	10.7%	9.1%
% of FP17s Relating to Free Repair or Replacements	5	1,116	0.4%	0.6%	0.5%	0.8%
% of FP17s Relating to Continuations	6	1,116	0.5%	0.9%	0.7%	0.9%
% of Patients satisfied with the dentistry they have received	0	0	N/A	90.5%	89.1%	92.5%
% of Patients satisfied with the time they had to wait for an appointment	0	0	N/A	86.3%	83.1%	87.0%

* This is based on patients treated on this contract for their most recent course of treatment. Figures in italics indicate the base number of FP17s or Patient Questionnaire responses are less than 100. N/A is shown where the base number of responses is less than 10 during the period. % is calculated as Quantity/Base number*100

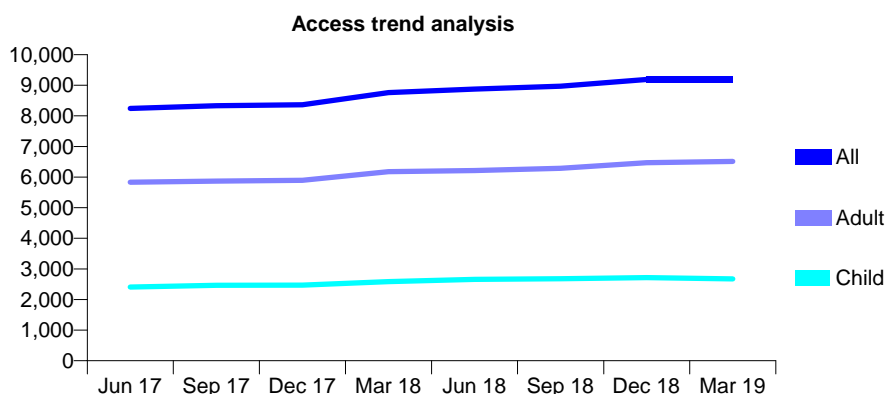
Q63 - Vital Signs At a Glance Contract Report for 185663/0001 - March 2019

Name or company name	Perry Vale Dental Limited
Contract type name	Pilot Contract
Purpose of contract	General
Contract start date	01/12/2008
Contract end date	

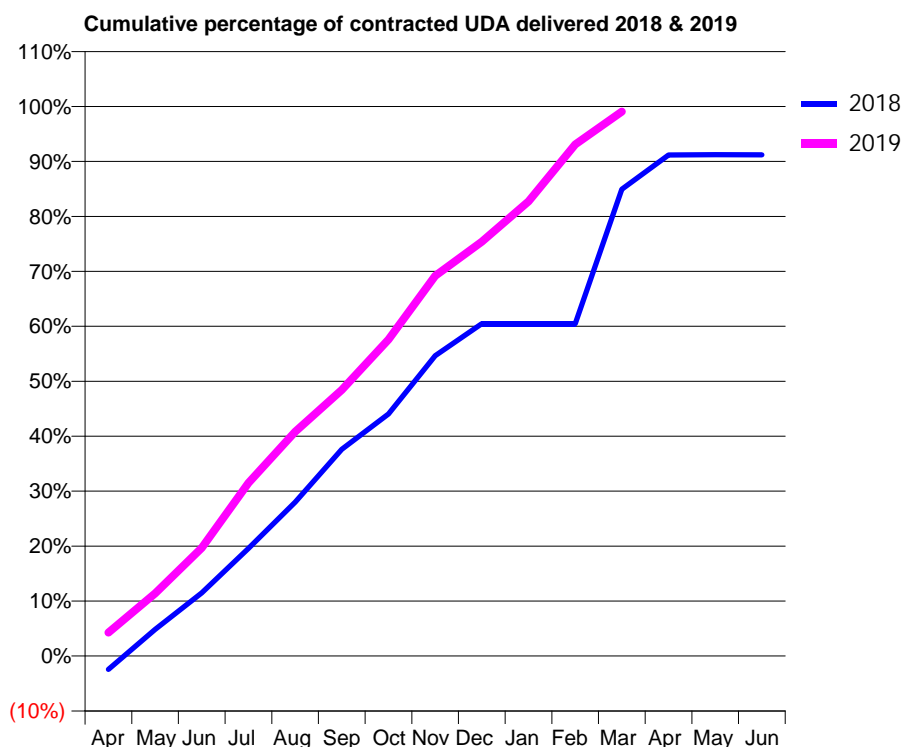
18/19 Contracted general activity (UDA)	17,740
Carry forward general activity (UDA)	0
18/19 Contracted orthodontic activity (UOA)	0
Carry forward orthodontic activity (UOA)	0
Baseline contract value	£605,855.37

ACCESS*

Patients seen in 24 months	Total	Change since previous quarter
Quarter ending March 2018	8,762	
Quarter ending June 2018	8,877	→
Quarter ending September 2018	8,971	→
Quarter ending December 2018	9,189	↑
Quarter ending March 2019	9,186	→
Variance since March 2018	4.8%	↑



ACTIVITY



Month	Adjusted Scheduled Activity (UDA)	
	2018	2019
April	-435	760
May	864	2,023
June	2,039	3,490
July	3,478	5,588
August	4,970	7,237
September	6,674	8,588
October	7,817	10,216
November	9,692	12,270
December	10,724	13,373
January	10,724	14,673
February	10,724	16,511
March	15,068	17,572
April	16,171	
May	16,182	
June	16,176	

QUALITY

	Quantity	Base Number	Contract	AT	Region	England
% of FP17s for the same patient ID Re-attending within 3 months - Children	197	3,187	6.2%	10.3%	11.9%	11.8%
% of FP17s for the same patient ID Re-attending within 3 months - Adults	978	6,954	14.1%	15.6%	16.9%	15.7%
% of FP17s for the same patient ID Re-attending between 3 & 9 months - Children	1,459	3,187	45.8%	49.3%	48.9%	58.9%
% of FP17s for the same patient ID Re-attending between 3 & 9 months - Adults	2,303	6,954	33.1%	38.6%	38.9%	50.8%
% of FP17s for Band 1 Urgent Courses	1,099	9,236	11.9%	10.3%	10.7%	9.1%
% of FP17s Relating to Free Repair or Replacements	70	9,236	0.8%	0.6%	0.5%	0.8%
% of FP17s Relating to Continuations	41	9,236	0.4%	0.9%	0.7%	0.9%
% of Patients satisfied with the dentistry they have received	5	5	N/A	90.5%	89.1%	92.5%
% of Patients satisfied with the time they had to wait for an appointment	5	5	N/A	86.3%	83.1%	87.0%

* This is based on patients treated on this contract for their most recent course of treatment.

Figures in italics indicate the base number of FP17s or Patient Questionnaire responses are less than 100. N/A is shown where the base number of responses is less than 10 during the period. % is calculated as Quantity/Base number*100

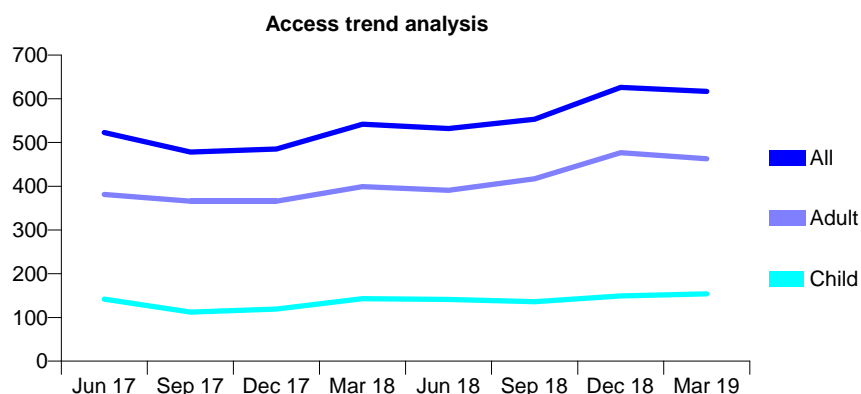
Q63 - Vital Signs At a Glance Contract Report for 185663/0002 - March 2019

Name or company name	Perry Vale Dental Limited
Contract type name	PDS Contract
Purpose of contract	General
Contract start date	01/04/2010
Contract end date	31/03/2019

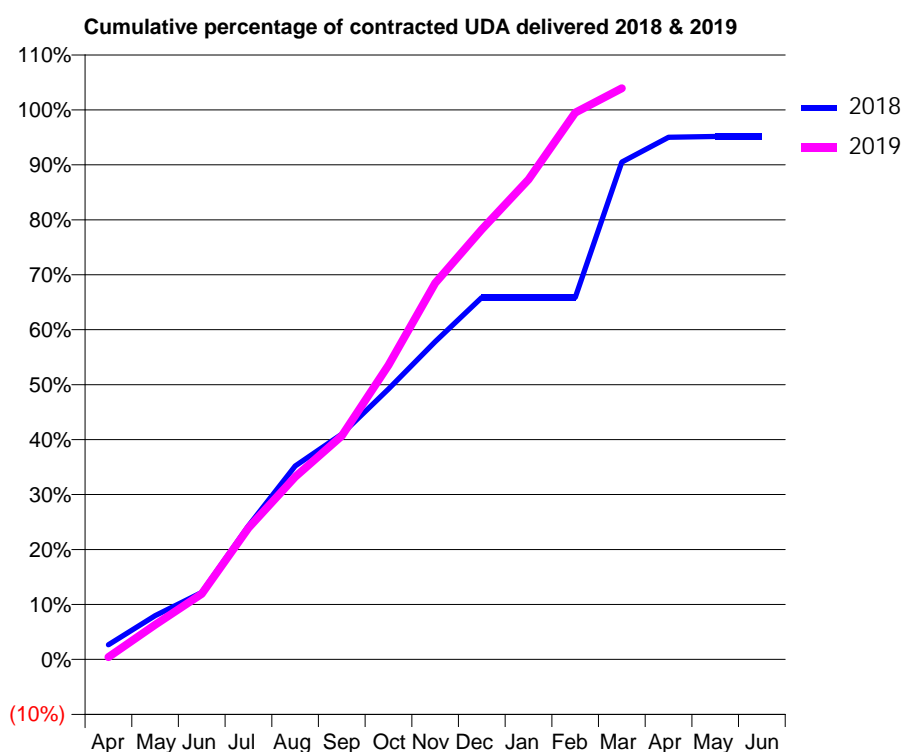
18/19 Contracted general activity (UDA)	2,100
Carry forward general activity (UDA)	0
18/19 Contracted orthodontic activity (UOA)	0
Carry forward orthodontic activity (UOA)	0
Baseline contract value	£176,311.53

ACCESS*

Patients seen in 24 months	Total	Change since previous quarter
Quarter ending March 2018	542	
Quarter ending June 2018	532	↓
Quarter ending September 2018	553	↑
Quarter ending December 2018	626	↑
Quarter ending March 2019	617	↓
Variance since March 2018	13.8%	↑



ACTIVITY



Month	Adjusted Scheduled Activity (UDA)	
	2018	2019
April	56	9
May	167	132
June	256	250
July	510	503
August	739	697
September	861	854
October	1,033	1,125
November	1,214	1,439
December	1,383	1,643
January	1,383	1,834
February	1,383	2,089
March	1,900	2,182
April	1,996	
May	1,999	
June	1,999	

QUALITY

	Quantity	Base Number	Contract	AT	Region	England
% of FP17s for the same patient ID Re-attending within 3 months - Children	2	190	1.1%	10.3%	11.9%	11.8%
% of FP17s for the same patient ID Re-attending within 3 months - Adults	15	505	3.0%	15.6%	16.9%	15.7%
% of FP17s for the same patient ID Re-attending between 3 & 9 months - Children	2	190	1.1%	49.3%	48.9%	58.9%
% of FP17s for the same patient ID Re-attending between 3 & 9 months - Adults	12	505	2.4%	38.6%	38.9%	50.8%
% of FP17s for Band 1 Urgent Courses	13	657	2.0%	10.3%	10.7%	9.1%
% of FP17s Relating to Free Repair or Replacements	1	657	0.2%	0.6%	0.5%	0.8%
% of FP17s Relating to Continuations	5	657	0.8%	0.9%	0.7%	0.9%
% of Patients satisfied with the dentistry they have received	0	0	N/A	90.5%	89.1%	92.5%
% of Patients satisfied with the time they had to wait for an appointment	0	0	N/A	86.3%	83.1%	87.0%

* This is based on patients treated on this contract for their most recent course of treatment. Figures in italics indicate the base number of FP17s or Patient Questionnaire responses are less than 100. N/A is shown where the base number of responses is less than 10 during the period. % is calculated as Quantity/Base number*100

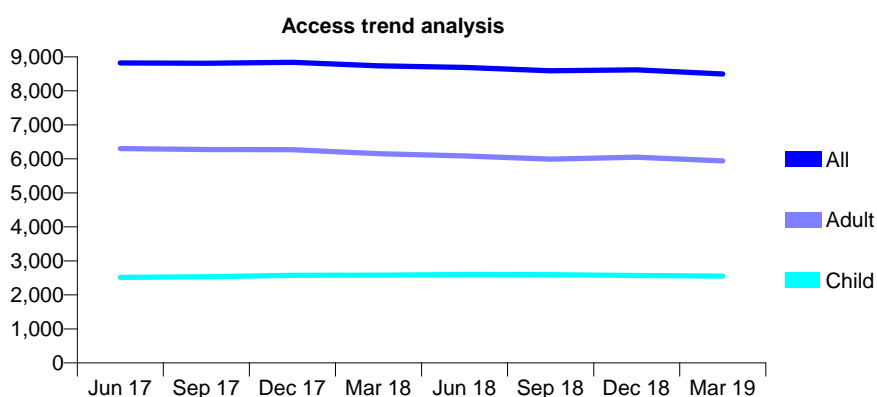
Q63 - Vital Signs At a Glance Contract Report for 186198/0001 - March 2019

Name or company name	S Cowley, R Ingham and J Angelo
Contract type name	GDS Contract
Purpose of contract	General
Contract start date	03/12/2012
Contract end date	

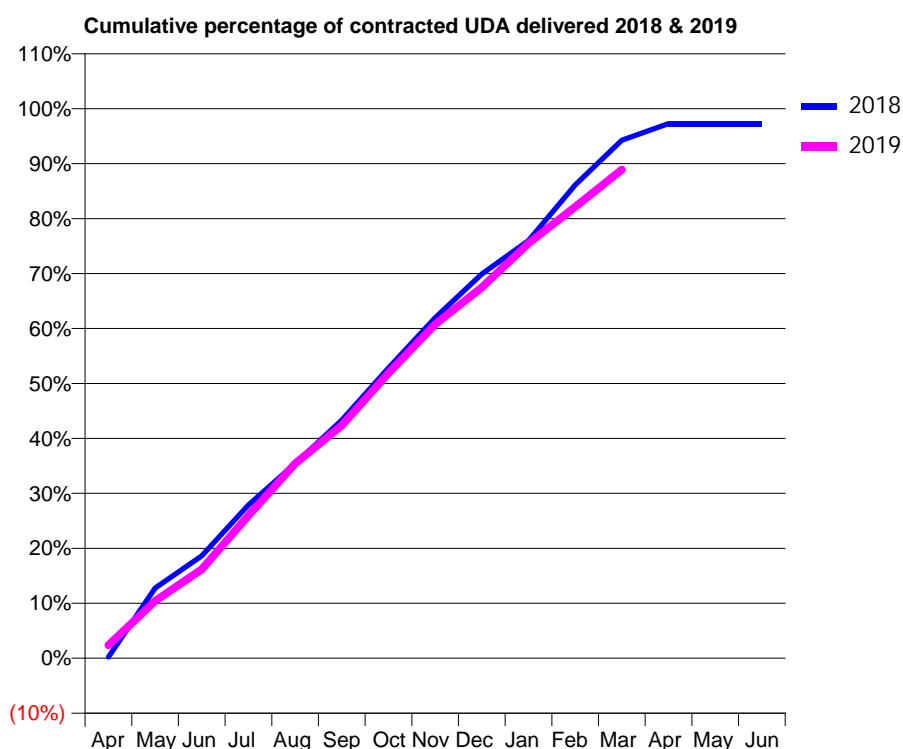
18/19 Contracted general activity (UDA)	29,500
Carry forward general activity (UDA)	804
18/19 Contracted orthodontic activity (UOA)	0
Carry forward orthodontic activity (UOA)	0
Baseline contract value	£845,186.39

ACCESS*

Patients seen in 24 months	Total	Change since previous quarter
Quarter ending March 2018	8,737	
Quarter ending June 2018	8,687	→
Quarter ending September 2018	8,590	↓
Quarter ending December 2018	8,619	→
Quarter ending March 2019	8,495	↓
Variance since March 2018	(2.8%)	↓



ACTIVITY



Month	Adjusted Scheduled Activity (UDA)	
	2018	2019
April	66	695
May	3,768	3,076
June	5,494	4,773
July	8,230	7,666
August	10,457	10,452
September	12,782	12,493
October	15,581	15,312
November	18,279	17,923
December	20,623	19,898
January	22,415	22,274
February	25,409	24,228
March	27,810	26,225
April	28,694	
May	28,696	
June	28,696	

QUALITY

	Quantity	Base Number	Contract	AT	Region	England
% of FP17s for the same patient ID Re-attending within 3 months - Children	272	3,498	7.8%	10.3%	11.9%	11.8%
% of FP17s for the same patient ID Re-attending within 3 months - Adults	913	6,675	13.7%	15.6%	16.9%	15.7%
% of FP17s for the same patient ID Re-attending between 3 & 9 months - Children	1,951	3,498	55.8%	49.3%	48.9%	58.9%
% of FP17s for the same patient ID Re-attending between 3 & 9 months - Adults	2,776	6,675	41.6%	38.6%	38.9%	50.8%
% of FP17s for Band 1 Urgent Courses	950	9,868	9.6%	10.3%	10.7%	9.1%
% of FP17s Relating to Free Repair or Replacements	57	9,868	0.6%	0.6%	0.5%	0.8%
% of FP17s Relating to Continuations	157	9,868	1.6%	0.9%	0.7%	0.9%
% of Patients satisfied with the dentistry they have received	1	1	N/A	90.5%	89.1%	92.5%
% of Patients satisfied with the time they had to wait for an appointment	1	1	N/A	86.3%	83.1%	87.0%

* This is based on patients treated on this contract for their most recent course of treatment.

Figures in italics indicate the base number of FP17s or Patient Questionnaire responses are less than 100. N/A is shown where the base number of responses is less than 10 during the period. % is calculated as Quantity/Base number*100

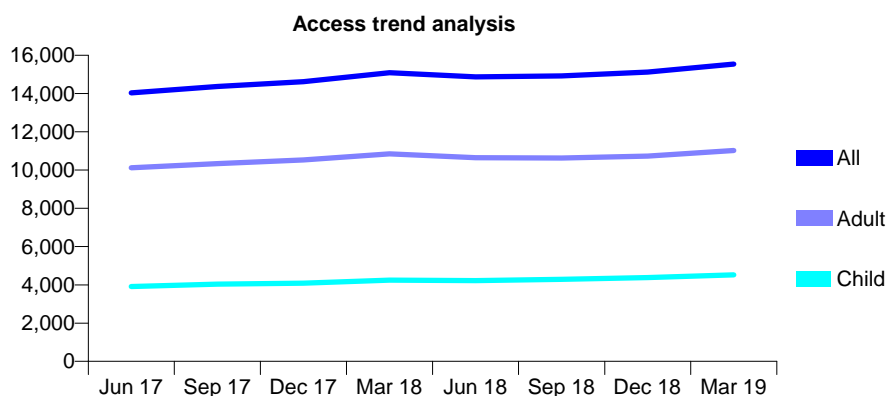
Q63 - Vital Signs At a Glance Contract Report for 186228/0001 - March 2019

Name or company name	Bexleyheath Dental Practice Ltd
Contract type name	GDS Contract
Purpose of contract	General
Contract start date	01/04/2010
Contract end date	

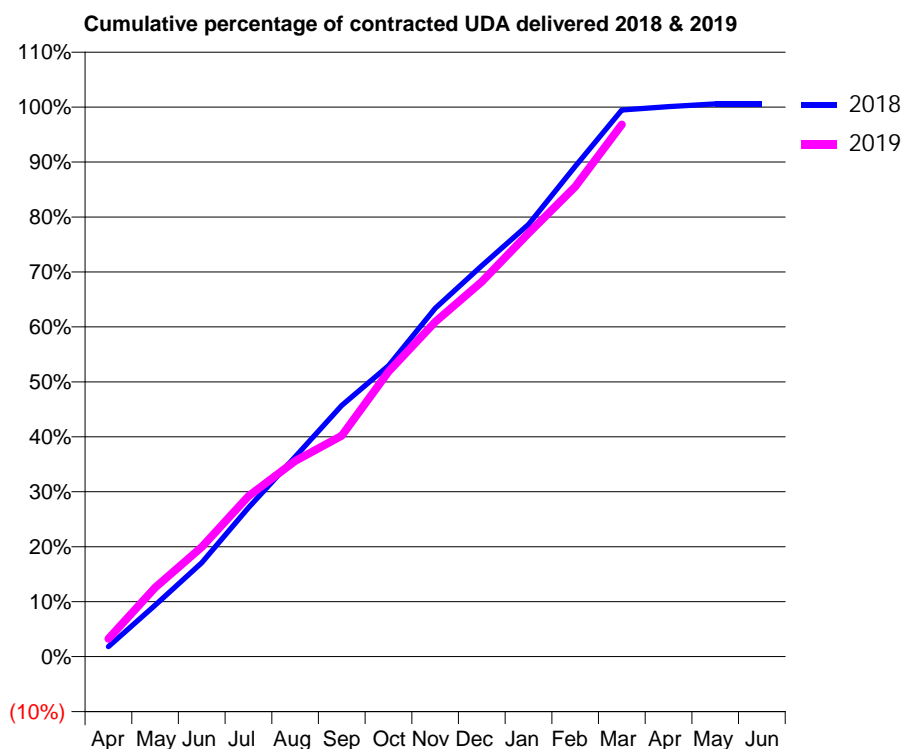
18/19 Contracted general activity (UDA)	33,247
Carry forward general activity (UDA)	-190
18/19 Contracted orthodontic activity (UOA)	0
Carry forward orthodontic activity (UOA)	0
Baseline contract value	£1,008,888.99

ACCESS*

Patients seen in 24 months	Total	Change since previous quarter
Quarter ending March 2018	15,087	
Quarter ending June 2018	14,866	↓
Quarter ending September 2018	14,920	→
Quarter ending December 2018	15,121	→
Quarter ending March 2019	15,541	↑
Variance since March 2018	3.0%	↑



ACTIVITY



Month	Adjusted Scheduled Activity (UDA)	
	2018	2019
April	605	1,080
May	3,074	4,180
June	5,616	6,629
July	8,905	9,707
August	11,961	11,839
September	15,033	13,363
October	17,408	17,239
November	20,836	20,256
December	23,396	22,686
January	25,854	25,612
February	29,336	28,434
March	32,701	32,185
April	32,912	
May	33,069	
June	33,072	

QUALITY

	Quantity	Base Number	Contract	AT	Region	England
% of FP17s for the same patient ID Re-attending within 3 months - Children	362	5,078	7.1%	10.3%	11.9%	11.8%
% of FP17s for the same patient ID Re-attending within 3 months - Adults	1,296	10,477	12.4%	15.6%	16.9%	15.7%
% of FP17s for the same patient ID Re-attending between 3 & 9 months - Children	2,019	5,078	39.8%	49.3%	48.9%	58.9%
% of FP17s for the same patient ID Re-attending between 3 & 9 months - Adults	3,048	10,477	29.1%	38.6%	38.9%	50.8%
% of FP17s for Band 1 Urgent Courses	1,563	15,359	10.2%	10.3%	10.7%	9.1%
% of FP17s Relating to Free Repair or Replacements	28	15,359	0.2%	0.6%	0.5%	0.8%
% of FP17s Relating to Continuations	174	15,359	1.1%	0.9%	0.7%	0.9%
% of Patients satisfied with the dentistry they have received	2	2	N/A	90.5%	89.1%	92.5%
% of Patients satisfied with the time they had to wait for an appointment	2	2	N/A	86.3%	83.1%	87.0%

* This is based on patients treated on this contract for their most recent course of treatment. Figures in italics indicate the base number of FP17s or Patient Questionnaire responses are less than 100. N/A is shown where the base number of responses is less than 10 during the period. % is calculated as Quantity/Base number*100

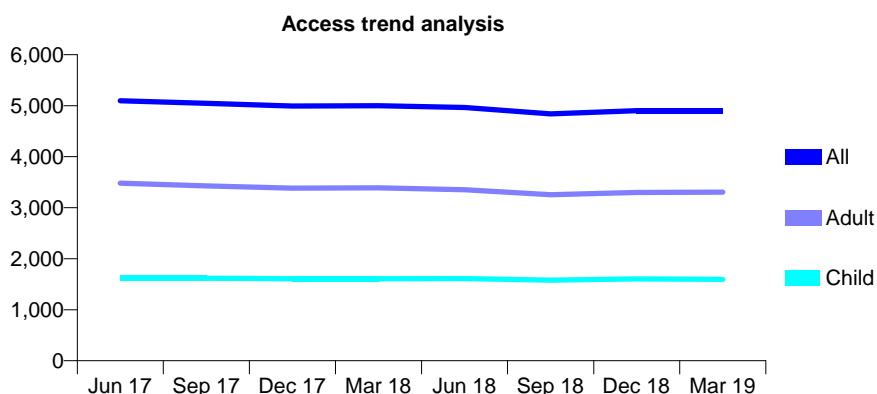
Q63 - Vital Signs At a Glance Contract Report for 186910/0001 - March 2019

Name or company name	Dentistree Battersea
Contract type name	GDS Contract
Purpose of contract	General
Contract start date	28/03/2013
Contract end date	

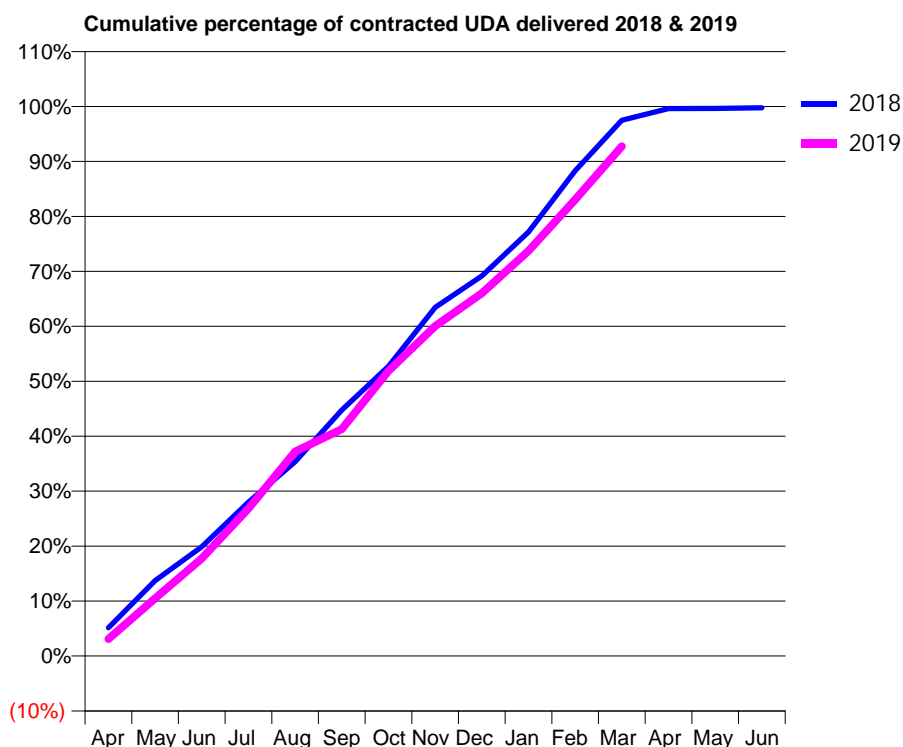
18/19 Contracted general activity (UDA)	11,500
Carry forward general activity (UDA)	28
18/19 Contracted orthodontic activity (UOA)	0
Carry forward orthodontic activity (UOA)	0
Baseline contract value	£329,547.76

ACCESS*

Patients seen in 24 months	Total	Change since previous quarter
Quarter ending March 2018	4,999	
Quarter ending June 2018	4,964	→
Quarter ending September 2018	4,837	↓
Quarter ending December 2018	4,901	→
Quarter ending March 2019	4,901	→
Variance since March 2018	(2.0%)	↓



ACTIVITY



Month	Adjusted Scheduled Activity (UDA)	
	2018	2019
April	591	360
May	1,577	1,206
June	2,288	2,041
July	3,218	3,086
August	4,068	4,279
September	5,146	4,749
October	6,063	5,967
November	7,295	6,906
December	7,951	7,588
January	8,873	8,480
February	10,156	9,553
March	11,210	10,664
April	11,455	
May	11,459	
June	11,472	

QUALITY

	Quantity	Base Number	Contract	AT	Region	England
% of FP17s for the same patient ID Re-attending within 3 months - Children	124	2,332	5.3%	10.3%	11.9%	11.8%
% of FP17s for the same patient ID Re-attending within 3 months - Adults	505	3,959	12.8%	15.6%	16.9%	15.7%
% of FP17s for the same patient ID Re-attending between 3 & 9 months - Children	1,574	2,332	67.5%	49.3%	48.9%	58.9%
% of FP17s for the same patient ID Re-attending between 3 & 9 months - Adults	1,727	3,959	43.6%	38.6%	38.9%	50.8%
% of FP17s for Band 1 Urgent Courses	587	6,139	9.6%	10.3%	10.7%	9.1%
% of FP17s Relating to Free Repair or Replacements	31	6,139	0.5%	0.6%	0.5%	0.8%
% of FP17s Relating to Continuations	29	6,139	0.5%	0.9%	0.7%	0.9%
% of Patients satisfied with the dentistry they have received	3	3	N/A	90.5%	89.1%	92.5%
% of Patients satisfied with the time they had to wait for an appointment	3	3	N/A	86.3%	83.1%	87.0%

* This is based on patients treated on this contract for their most recent course of treatment. Figures in italics indicate the base number of FP17s or Patient Questionnaire responses are less than 100. N/A is shown where the base number of responses is less than 10 during the period. % is calculated as Quantity/Base number*100

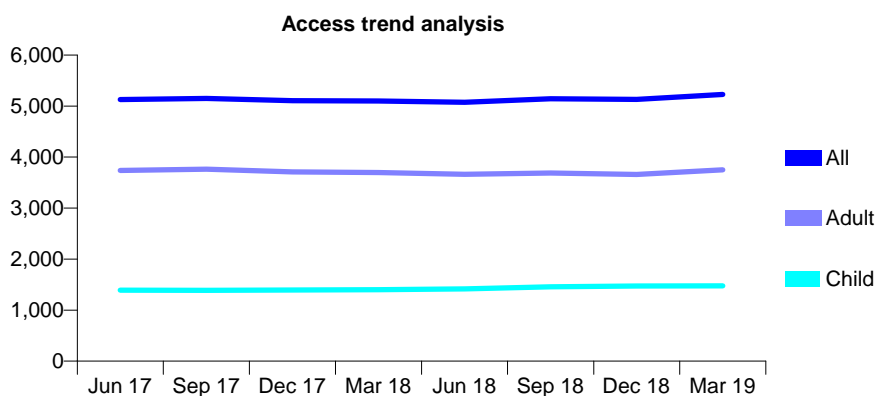
Q63 - Vital Signs At a Glance Contract Report for 186937/0001 - March 2019

Name or company name	Dr A.K. Patel & Dr S.N. Patel
Contract type name	GDS Contract
Purpose of contract	General
Contract start date	01/03/2008
Contract end date	

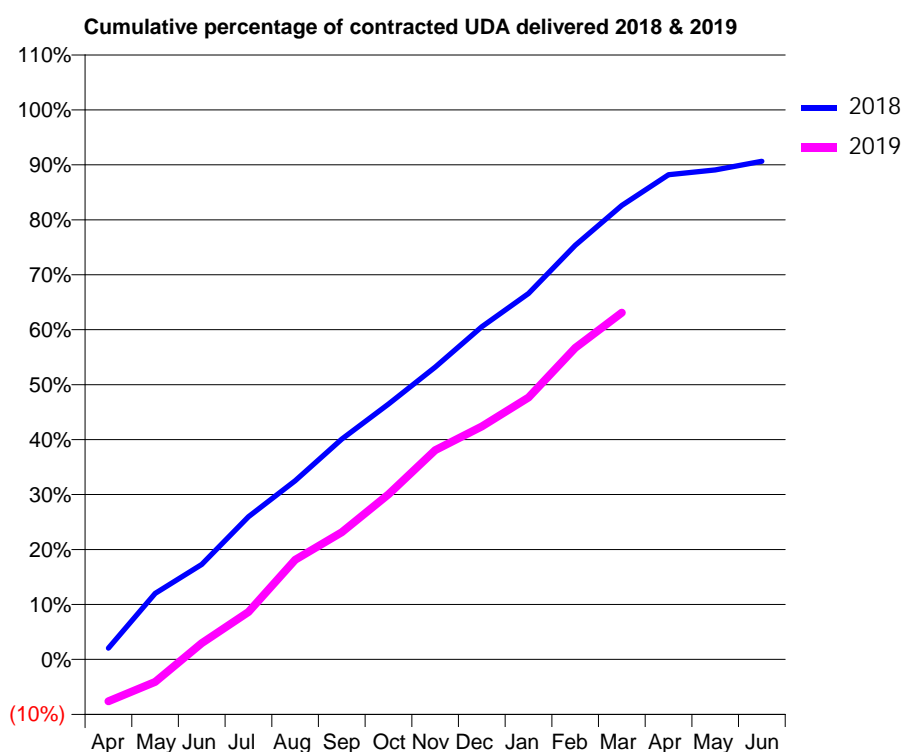
18/19 Contracted general activity (UDA)	15,553
Carry forward general activity (UDA)	1,455
18/19 Contracted orthodontic activity (UOA)	0
Carry forward orthodontic activity (UOA)	0
Baseline contract value	£448,127.15

ACCESS*

Patients seen in 24 months	Total	Change since previous quarter
Quarter ending March 2018	5,099	
Quarter ending June 2018	5,076	→
Quarter ending September 2018	5,145	→
Quarter ending December 2018	5,131	→
Quarter ending March 2019	5,227	→
Variance since March 2018	2.5%	↑



ACTIVITY



Month	Adjusted Scheduled Activity (UDA)	
	2018	2019
April	319	-1,186
May	1,870	-639
June	2,691	462
July	4,037	1,347
August	5,060	2,822
September	6,236	3,598
October	7,227	4,673
November	8,273	5,925
December	9,415	6,591
January	10,353	7,415
February	11,719	8,814
March	12,849	9,813
April	13,719	
May	13,854	
June	14,098	

QUALITY

	Quantity	Base Number	Contract	AT	Region	England
% of FP17s for the same patient ID Re-attending within 3 months - Children	149	1,818	8.2%	10.3%	11.9%	11.8%
% of FP17s for the same patient ID Re-attending within 3 months - Adults	561	3,692	15.2%	15.6%	16.9%	15.7%
% of FP17s for the same patient ID Re-attending between 3 & 9 months - Children	869	1,818	47.8%	49.3%	48.9%	58.9%
% of FP17s for the same patient ID Re-attending between 3 & 9 months - Adults	1,142	3,692	30.9%	38.6%	38.9%	50.8%
% of FP17s for Band 1 Urgent Courses	677	5,084	13.3%	10.3%	10.7%	9.1%
% of FP17s Relating to Free Repair or Replacements	33	5,084	0.6%	0.6%	0.5%	0.8%
% of FP17s Relating to Continuations	60	5,084	1.2%	0.9%	0.7%	0.9%
% of Patients satisfied with the dentistry they have received	0	0	N/A	90.5%	89.1%	92.5%
% of Patients satisfied with the time they had to wait for an appointment	0	0	N/A	86.3%	83.1%	87.0%

* This is based on patients treated on this contract for their most recent course of treatment. Figures in italics indicate the base number of FP17s or Patient Questionnaire responses are less than 100. N/A is shown where the base number of responses is less than 10 during the period. % is calculated as Quantity/Base number*100

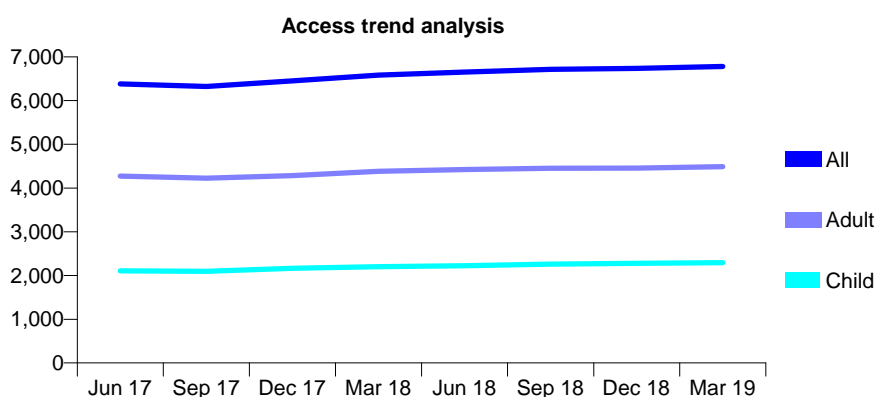
Q63 - Vital Signs At a Glance Contract Report for 187054/0001 - March 2019

Name or company name	Svinita R Raichura
Contract type name	GDS Contract
Purpose of contract	General
Contract start date	06/02/2014
Contract end date	

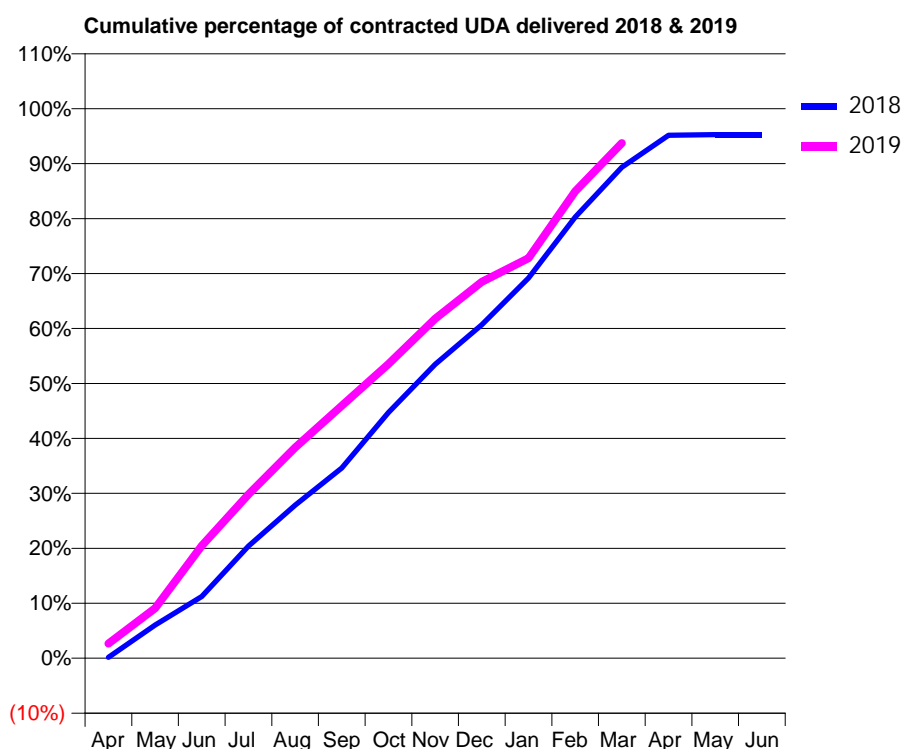
18/19 Contracted general activity (UDA)	14,029
Carry forward general activity (UDA)	0
18/19 Contracted orthodontic activity (UOA)	0
Carry forward orthodontic activity (UOA)	0
Baseline contract value	£342,575.44

ACCESS*

Patients seen in 24 months	Total	Change since previous quarter
Quarter ending March 2018	6,585	
Quarter ending June 2018	6,650	→
Quarter ending September 2018	6,716	→
Quarter ending December 2018	6,735	→
Quarter ending March 2019	6,782	→
Variance since March 2018	3.0%	↑



ACTIVITY



Adjusted Scheduled Activity (UDA)		
Month	2018	2019
April	22	375
May	848	1,278
June	1,576	2,870
July	2,861	4,184
August	3,911	5,381
September	4,855	6,447
October	6,272	7,513
November	7,505	8,667
December	8,514	9,610
January	9,704	10,211
February	11,259	11,922
March	12,533	13,148
April	13,349	
May	13,367	
June	13,367	

QUALITY

	Quantity	Base Number	Contract	AT	Region	England
% of FP17s for the same patient ID Re-attending within 3 months - Children	135	2,754	4.9%	10.3%	11.9%	11.8%
% of FP17s for the same patient ID Re-attending within 3 months - Adults	613	4,889	12.5%	15.6%	16.9%	15.7%
% of FP17s for the same patient ID Re-attending between 3 & 9 months - Children	1,382	2,754	50.2%	49.3%	48.9%	58.9%
% of FP17s for the same patient ID Re-attending between 3 & 9 months - Adults	2,026	4,889	41.4%	38.6%	38.9%	50.8%
% of FP17s for Band 1 Urgent Courses	838	7,392	11.3%	10.3%	10.7%	9.1%
% of FP17s Relating to Free Repair or Replacements	21	7,392	0.3%	0.6%	0.5%	0.8%
% of FP17s Relating to Continuations	19	7,392	0.3%	0.9%	0.7%	0.9%
% of Patients satisfied with the dentistry they have received	2	2	N/A	90.5%	89.1%	92.5%
% of Patients satisfied with the time they had to wait for an appointment	1	2	N/A	86.3%	83.1%	87.0%

* This is based on patients treated on this contract for their most recent course of treatment. Figures in italics indicate the base number of FP17s or Patient Questionnaire responses are less than 100. N/A is shown where the base number of responses is less than 10 during the period. % is calculated as Quantity/Base number*100

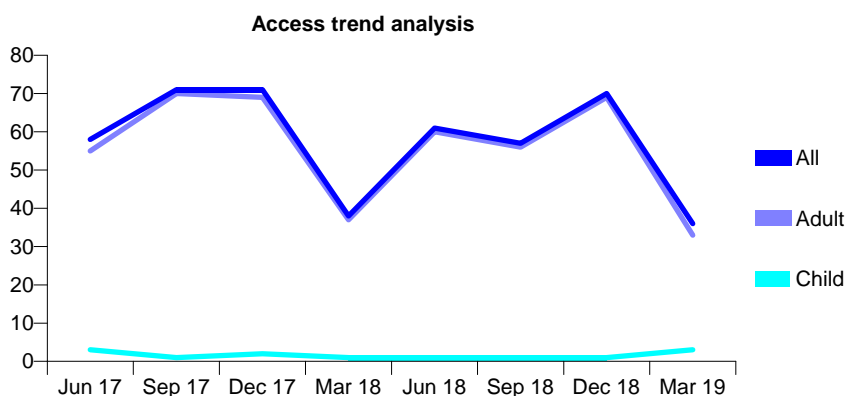
Q63 - Vital Signs At a Glance Contract Report for 187100/0001 - March 2019

Name or company name	V Jasani-DwSI Endodontics
Contract type name	PDS Contract
Purpose of contract	General
Contract start date	20/04/2009
Contract end date	31/03/2019

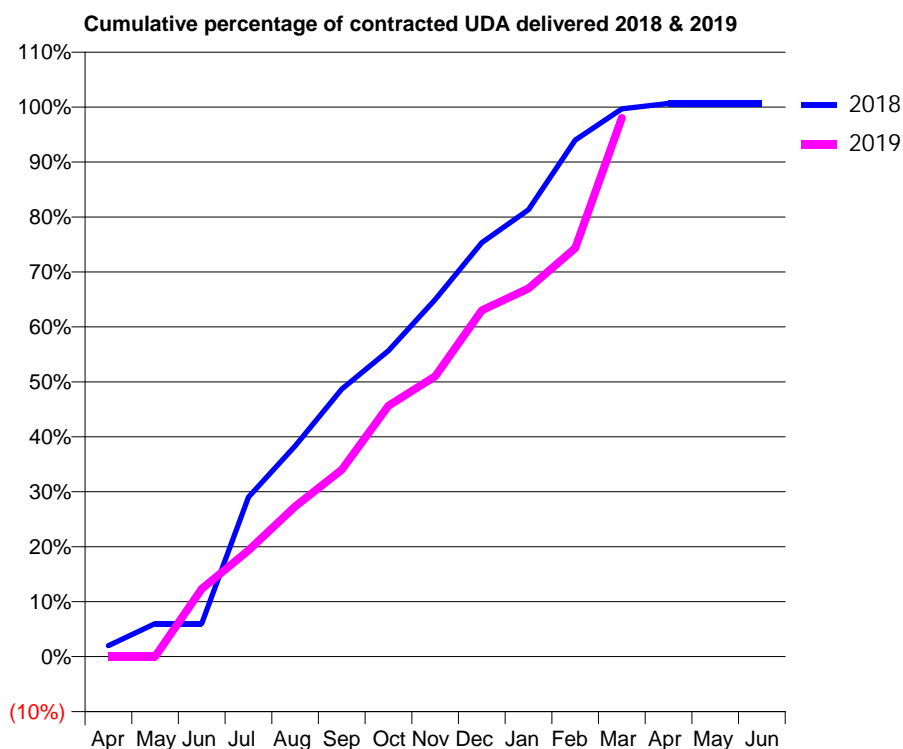
18/19 Contracted general activity (UDA)	300
Carry forward general activity (UDA)	0
18/19 Contracted orthodontic activity (UOA)	0
Carry forward orthodontic activity (UOA)	0
Baseline contract value	£42,649.75

ACCESS*

Patients seen in 24 months	Total	Change since previous quarter
Quarter ending March 2018	38	
Quarter ending June 2018	61	↑
Quarter ending September 2018	57	↓
Quarter ending December 2018	70	↑
Quarter ending March 2019	36	↓
Variance since March 2018	(5.3%)	↓



ACTIVITY



Month	Adjusted Scheduled Activity (UDA)	
	2018	2019
April	6	0
May	18	0
June	18	37
July	87	58
August	115	82
September	146	102
October	167	137
November	195	153
December	226	189
January	244	201
February	282	223
March	299	294
April	302	
May	302	
June	302	

QUALITY

	Quantity	Base Number	Contract	AT	Region	England
% of FP17s for the same patient ID Re-attending within 3 months - Children	0	8	0.0%	10.3%	11.9%	11.8%
% of FP17s for the same patient ID Re-attending within 3 months - Adults	10	99	10.1%	15.6%	16.9%	15.7%
% of FP17s for the same patient ID Re-attending between 3 & 9 months - Children	0	8	0.0%	49.3%	48.9%	58.9%
% of FP17s for the same patient ID Re-attending between 3 & 9 months - Adults	2	99	2.0%	38.6%	38.9%	50.8%
% of FP17s for Band 1 Urgent Courses	0	106	0.0%	10.3%	10.7%	9.1%
% of FP17s Relating to Free Repair or Replacements	0	106	0.0%	0.6%	0.5%	0.8%
% of FP17s Relating to Continuations	1	106	0.9%	0.9%	0.7%	0.9%
% of Patients satisfied with the dentistry they have received	0	0	N/A	90.5%	89.1%	92.5%
% of Patients satisfied with the time they had to wait for an appointment	0	0	N/A	86.3%	83.1%	87.0%

* This is based on patients treated on this contract for their most recent course of treatment. Figures in italics indicate the base number of FP17s or Patient Questionnaire responses are less than 100. N/A is shown where the base number of responses is less than 10 during the period. % is calculated as Quantity/Base number*100

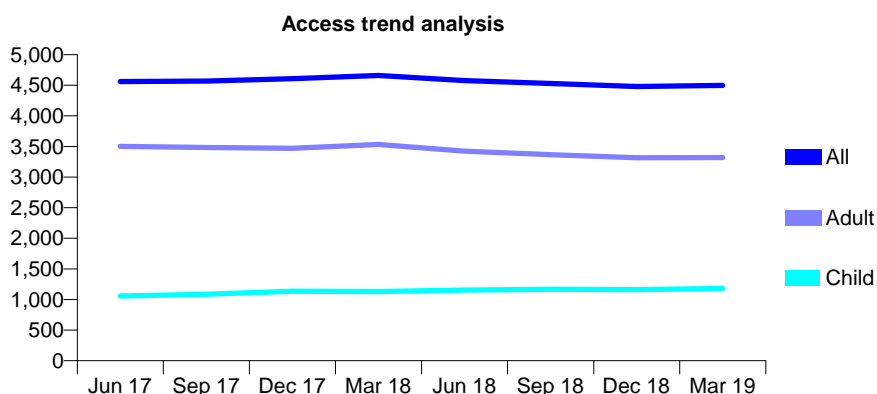
Q63 - Vital Signs At a Glance Contract Report for 187488/0001 - March 2019

Name or company name	Purley Dental Care
Contract type name	GDS Contract
Purpose of contract	General
Contract start date	20/06/2012
Contract end date	

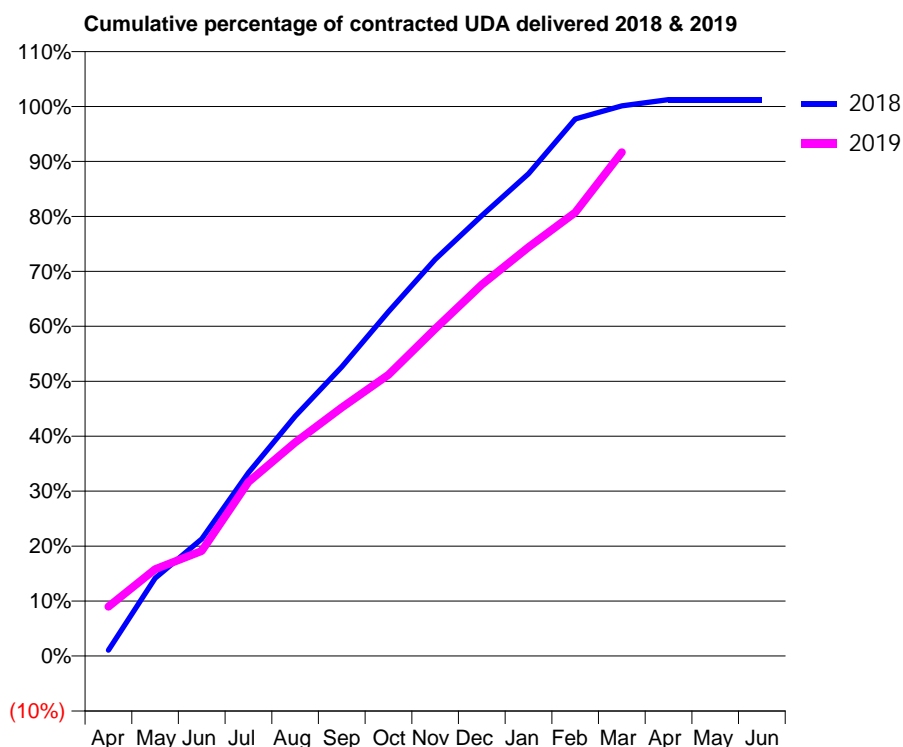
18/19 Contracted general activity (UDA)	10,771
Carry forward general activity (UDA)	-133
18/19 Contracted orthodontic activity (UOA)	0
Carry forward orthodontic activity (UOA)	0
Baseline contract value	£248,180.51

ACCESS*

Patients seen in 24 months	Total	Change since previous quarter
Quarter ending March 2018	4,662	
Quarter ending June 2018	4,577	↓
Quarter ending September 2018	4,531	↓
Quarter ending December 2018	4,481	↓
Quarter ending March 2019	4,498	→
Variance since March 2018	(3.5%)	↓



ACTIVITY



Month	Adjusted Scheduled Activity (UDA)	
	2018	2019
April	114	969
May	1,526	1,702
June	2,293	2,058
July	3,591	3,414
August	4,700	4,187
September	5,668	4,870
October	6,747	5,514
November	7,775	6,413
December	8,629	7,277
January	9,452	8,012
February	10,524	8,693
March	10,783	9,873
April	10,904	
May	10,904	
June	10,904	

QUALITY

	Quantity	Base Number	Contract	AT	Region	England
% of FP17s for the same patient ID Re-attending within 3 months - Children	61	1,267	4.8%	10.3%	11.9%	11.8%
% of FP17s for the same patient ID Re-attending within 3 months - Adults	346	3,400	10.2%	15.6%	16.9%	15.7%
% of FP17s for the same patient ID Re-attending between 3 & 9 months - Children	537	1,267	42.4%	49.3%	48.9%	58.9%
% of FP17s for the same patient ID Re-attending between 3 & 9 months - Adults	1,478	3,400	43.5%	38.6%	38.9%	50.8%
% of FP17s for Band 1 Urgent Courses	370	4,619	8.0%	10.3%	10.7%	9.1%
% of FP17s Relating to Free Repair or Replacements	49	4,619	1.1%	0.6%	0.5%	0.8%
% of FP17s Relating to Continuations	67	4,619	1.5%	0.9%	0.7%	0.9%
% of Patients satisfied with the dentistry they have received	1	2	N/A	90.5%	89.1%	92.5%
% of Patients satisfied with the time they had to wait for an appointment	1	2	N/A	86.3%	83.1%	87.0%

* This is based on patients treated on this contract for their most recent course of treatment. Figures in italics indicate the base number of FP17s or Patient Questionnaire responses are less than 100. N/A is shown where the base number of responses is less than 10 during the period. % is calculated as Quantity/Base number*100

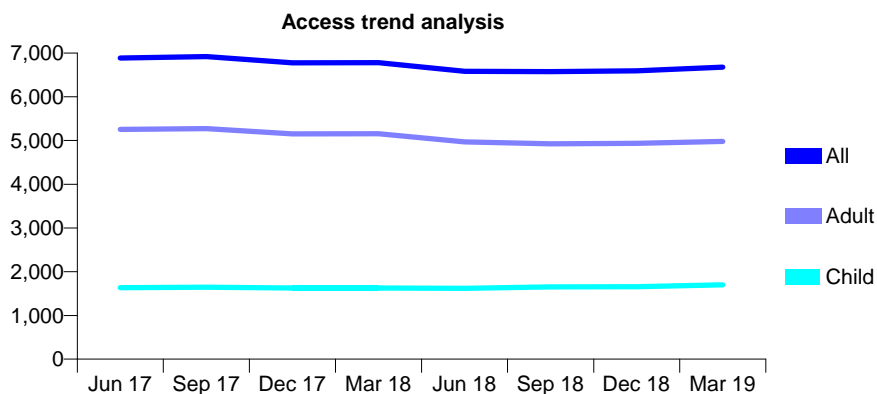
Q63 - Vital Signs At a Glance Contract Report for 188794/0001 - March 2019

Name or company name	Dr P Patel & Dr R Chadha
Contract type name	GDS Contract
Purpose of contract	General
Contract start date	01/04/2014
Contract end date	

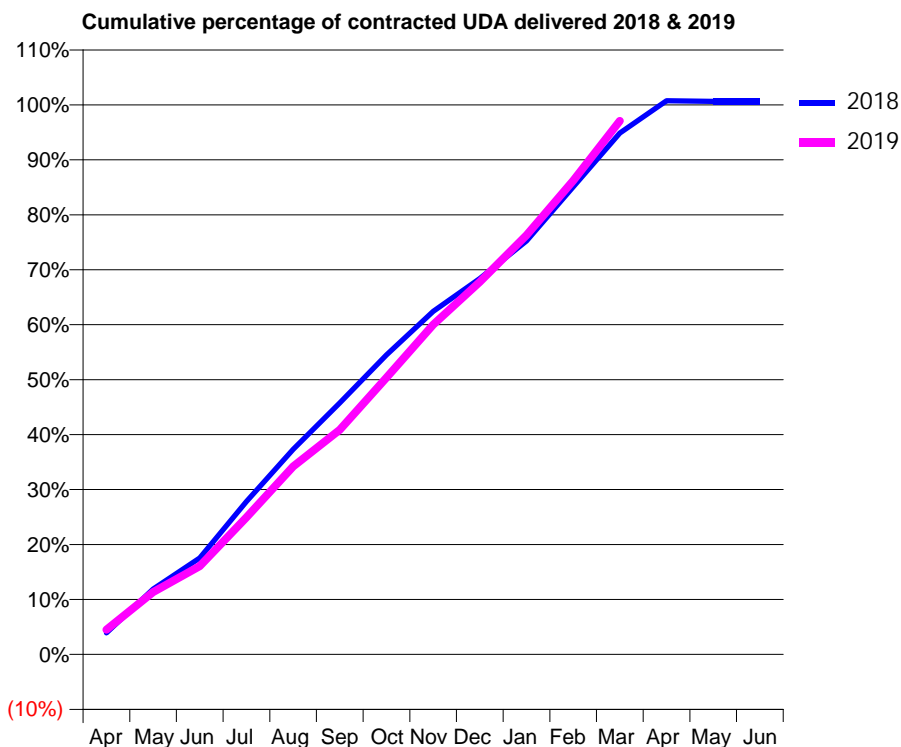
18/19 Contracted general activity (UDA)	17,100
Carry forward general activity (UDA)	-106
18/19 Contracted orthodontic activity (UOA)	0
Carry forward orthodontic activity (UOA)	0
Baseline contract value	£612,102.37

ACCESS*

Patients seen in 24 months	Total	Change since previous quarter
Quarter ending March 2018	6,781	
Quarter ending June 2018	6,583	↓
Quarter ending September 2018	6,575	→
Quarter ending December 2018	6,592	→
Quarter ending March 2019	6,678	→
Variance since March 2018	(1.5%)	↓



ACTIVITY



Month	Adjusted Scheduled Activity (UDA)	
	2018	2019
April	670	770
May	2,036	1,938
June	3,004	2,748
July	4,758	4,267
August	6,386	5,850
September	7,830	6,988
October	9,319	8,615
November	10,676	10,261
December	11,694	11,592
January	12,867	13,043
February	14,550	14,740
March	16,221	16,602
April	17,226	
May	17,205	
June	17,206	

QUALITY

	Quantity	Base Number	Contract	AT	Region	England
% of FP17s for the same patient ID Re-attending within 3 months - Children	165	2,052	8.0%	10.3%	11.9%	11.8%
% of FP17s for the same patient ID Re-attending within 3 months - Adults	836	5,190	16.1%	15.6%	16.9%	15.7%
% of FP17s for the same patient ID Re-attending between 3 & 9 months - Children	901	2,052	43.9%	49.3%	48.9%	58.9%
% of FP17s for the same patient ID Re-attending between 3 & 9 months - Adults	1,812	5,190	34.9%	38.6%	38.9%	50.8%
% of FP17s for Band 1 Urgent Courses	794	6,933	11.5%	10.3%	10.7%	9.1%
% of FP17s Relating to Free Repair or Replacements	39	6,933	0.6%	0.6%	0.5%	0.8%
% of FP17s Relating to Continuations	82	6,933	1.2%	0.9%	0.7%	0.9%
% of Patients satisfied with the dentistry they have received	0	0	N/A	90.5%	89.1%	92.5%
% of Patients satisfied with the time they had to wait for an appointment	0	0	N/A	86.3%	83.1%	87.0%

* This is based on patients treated on this contract for their most recent course of treatment. Figures in italics indicate the base number of FP17s or Patient Questionnaire responses are less than 100. N/A is shown where the base number of responses is less than 10 during the period. % is calculated as Quantity/Base number*100

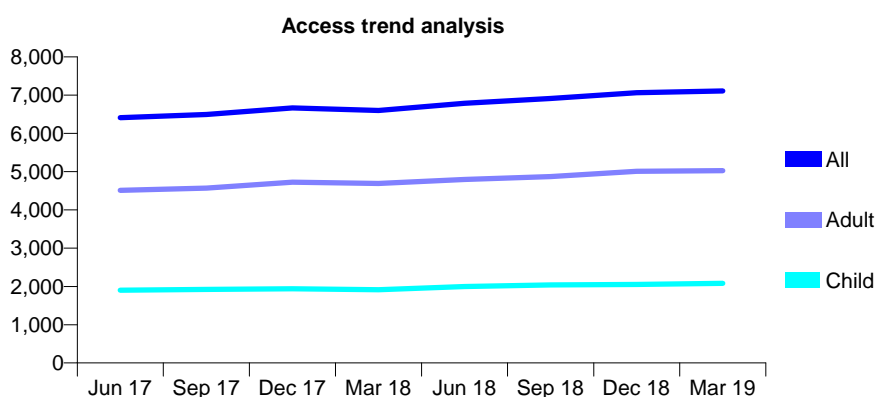
Q63 - Vital Signs At a Glance Contract Report for 188824/0001 - March 2019

Name or company name	Dr S Balachandran and Dr D Chellappah
Contract type name	GDS Contract
Purpose of contract	General
Contract start date	01/01/2013
Contract end date	

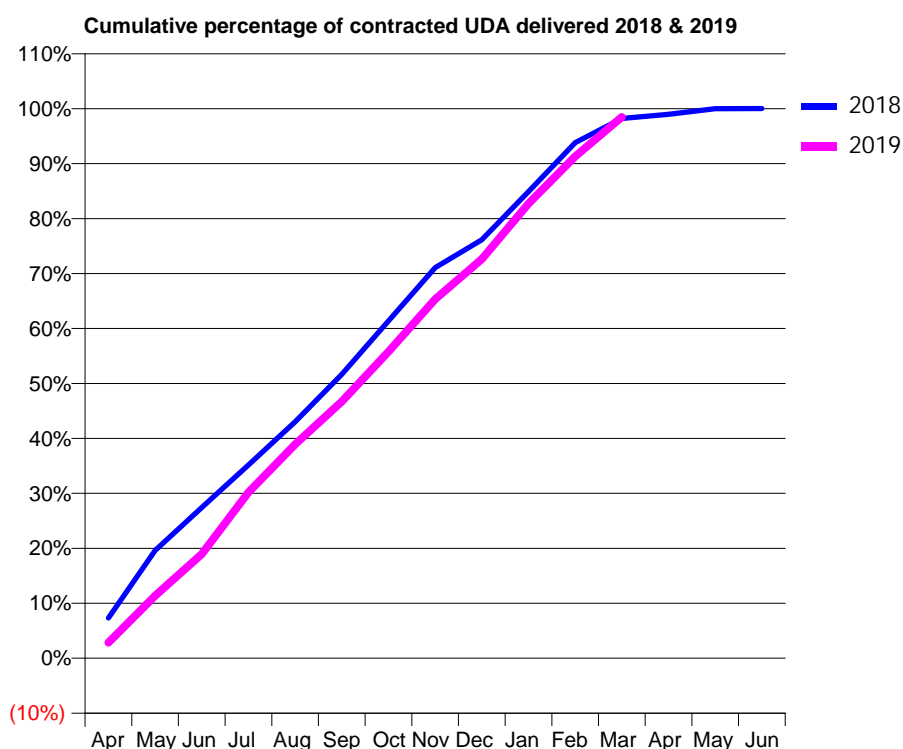
18/19 Contracted general activity (UDA)	18,000
Carry forward general activity (UDA)	-1
18/19 Contracted orthodontic activity (UOA)	0
Carry forward orthodontic activity (UOA)	0
Baseline contract value	£477,859.81

ACCESS*

Patients seen in 24 months	Total	Change since previous quarter
Quarter ending March 2018	6,601	
Quarter ending June 2018	6,789	↑
Quarter ending September 2018	6,912	→
Quarter ending December 2018	7,063	↑
Quarter ending March 2019	7,110	→
Variance since March 2018	7.7%	↑



ACTIVITY



Month	2018	2019
April	1,319	513
May	3,532	2,047
June	4,932	3,408
July	6,333	5,437
August	7,748	7,002
September	9,298	8,407
October	11,048	10,040
November	12,793	11,762
December	13,703	13,071
January	15,283	14,888
February	16,890	16,436
March	17,678	17,723
April	17,814	
May	18,000	
June	18,001	

QUALITY

	Quantity	Base Number	Contract	AT	Region	England
% of FP17s for the same patient ID Re-attending within 3 months - Children	194	3,094	6.3%	10.3%	11.9%	11.8%
% of FP17s for the same patient ID Re-attending within 3 months - Adults	604	5,713	10.6%	15.6%	16.9%	15.7%
% of FP17s for the same patient ID Re-attending between 3 & 9 months - Children	1,894	3,094	61.2%	49.3%	48.9%	58.9%
% of FP17s for the same patient ID Re-attending between 3 & 9 months - Adults	2,514	5,713	44.0%	38.6%	38.9%	50.8%
% of FP17s for Band 1 Urgent Courses	882	8,671	10.2%	10.3%	10.7%	9.1%
% of FP17s Relating to Free Repair or Replacements	35	8,671	0.4%	0.6%	0.5%	0.8%
% of FP17s Relating to Continuations	7	8,671	0.1%	0.9%	0.7%	0.9%
% of Patients satisfied with the dentistry they have received	0	0	N/A	90.5%	89.1%	92.5%
% of Patients satisfied with the time they had to wait for an appointment	0	0	N/A	86.3%	83.1%	87.0%

* This is based on patients treated on this contract for their most recent course of treatment.

Figures in italics indicate the base number of FP17s or Patient Questionnaire responses are less than 100. N/A is shown where the base number of responses is less than 10 during the period. % is calculated as Quantity/Base number*100

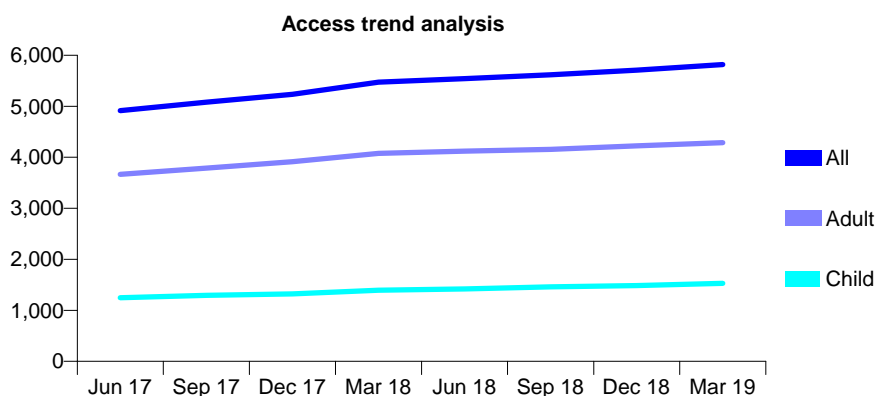
Q63 - Vital Signs At a Glance Contract Report for 189006/0001 - March 2019

Name or company name	Smile 4U Limited
Contract type name	GDS Contract
Purpose of contract	General
Contract start date	04/01/2010
Contract end date	

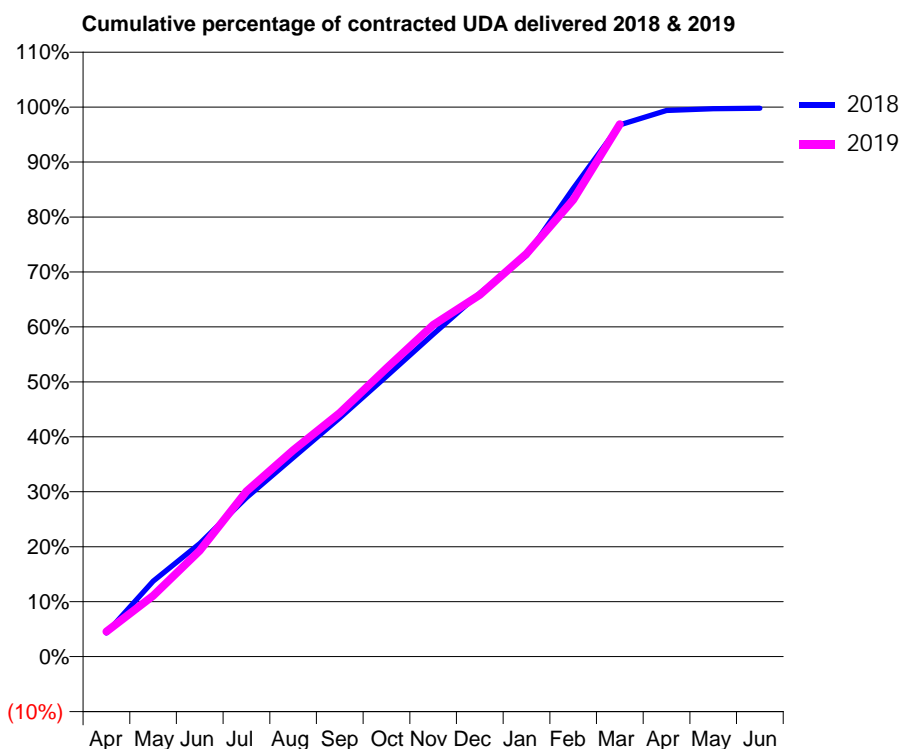
18/19 Contracted general activity (UDA)	14,250
Carry forward general activity (UDA)	32
18/19 Contracted orthodontic activity (UOA)	0
Carry forward orthodontic activity (UOA)	0
Baseline contract value	£371,387.52

ACCESS*

Patients seen in 24 months	Total	Change since previous quarter
Quarter ending March 2018	5,472	
Quarter ending June 2018	5,540	→
Quarter ending September 2018	5,616	→
Quarter ending December 2018	5,708	→
Quarter ending March 2019	5,818	→
Variance since March 2018	6.3%	↑



ACTIVITY



Month	Adjusted Scheduled Activity (UDA)	
	2018	2019
April	614	648
May	1,954	1,578
June	2,936	2,751
July	4,123	4,285
August	5,160	5,352
September	6,189	6,319
October	7,272	7,476
November	8,359	8,601
December	9,420	9,381
January	10,401	10,449
February	12,139	11,846
March	13,791	13,807
April	14,164	
May	14,206	
June	14,218	

QUALITY

	Quantity	Base Number	Contract	AT	Region	England
% of FP17s for the same patient ID Re-attending within 3 months - Children	106	2,114	5.0%	10.3%	11.9%	11.8%
% of FP17s for the same patient ID Re-attending within 3 months - Adults	501	4,691	10.7%	15.6%	16.9%	15.7%
% of FP17s for the same patient ID Re-attending between 3 & 9 months - Children	1,226	2,114	58.0%	49.3%	48.9%	58.9%
% of FP17s for the same patient ID Re-attending between 3 & 9 months - Adults	2,156	4,691	46.0%	38.6%	38.9%	50.8%
% of FP17s for Band 1 Urgent Courses	581	6,200	9.4%	10.3%	10.7%	9.1%
% of FP17s Relating to Free Repair or Replacements	65	6,200	1.0%	0.6%	0.5%	0.8%
% of FP17s Relating to Continuations	21	6,200	0.3%	0.9%	0.7%	0.9%
% of Patients satisfied with the dentistry they have received	3	3	N/A	90.5%	89.1%	92.5%
% of Patients satisfied with the time they had to wait for an appointment	3	3	N/A	86.3%	83.1%	87.0%

* This is based on patients treated on this contract for their most recent course of treatment. Figures in italics indicate the base number of FP17s or Patient Questionnaire responses are less than 100. N/A is shown where the base number of responses is less than 10 during the period. % is calculated as Quantity/Base number*100

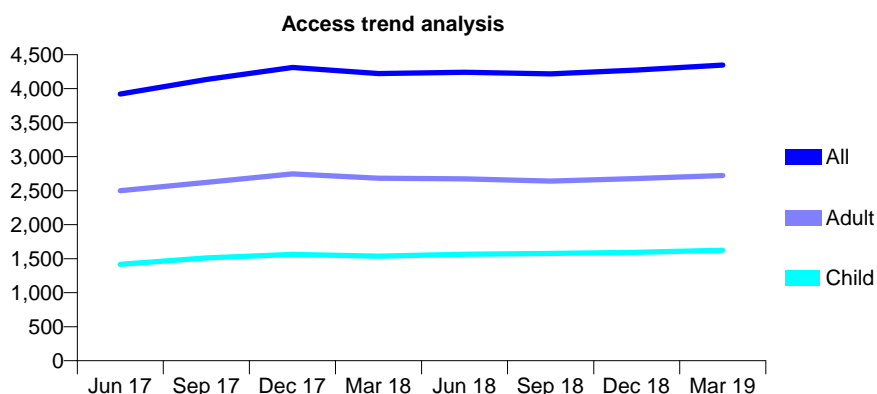
Q63 - Vital Signs At a Glance Contract Report for 192090/0001 - March 2019

Name or company name	Oasis Dental Care
Contract type name	GDS Contract
Purpose of contract	General
Contract start date	01/01/2016
Contract end date	

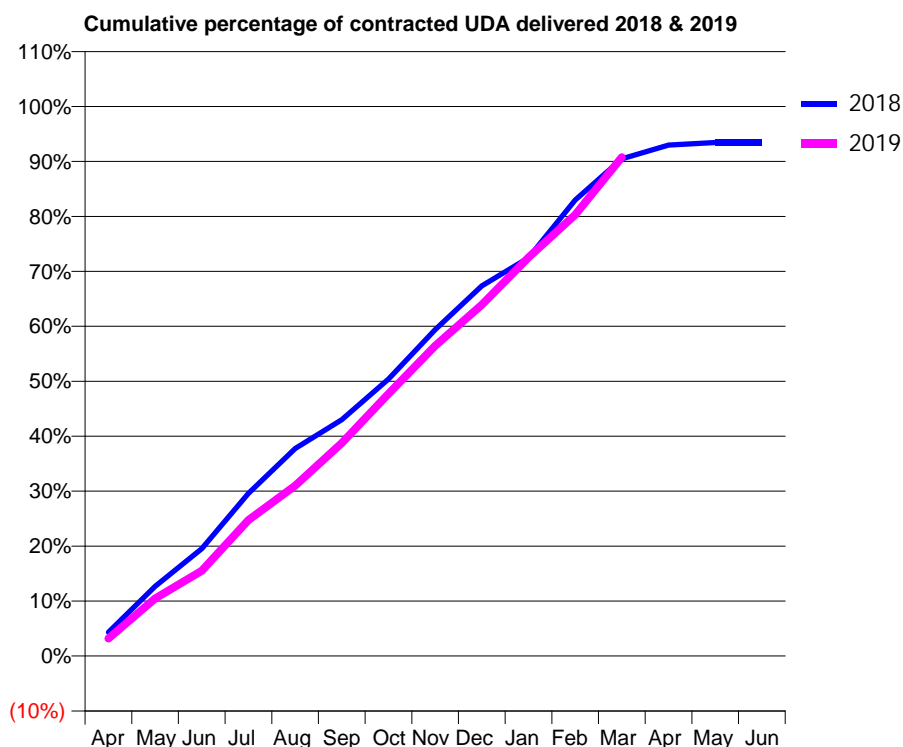
18/19 Contracted general activity (UDA)	12,796
Carry forward general activity (UDA)	0
18/19 Contracted orthodontic activity (UOA)	0
Carry forward orthodontic activity (UOA)	0
Baseline contract value	£374,301.07

ACCESS*

Patients seen in 24 months	Total	Change since previous quarter
Quarter ending March 2018	4,222	
Quarter ending June 2018	4,240	→
Quarter ending September 2018	4,218	→
Quarter ending December 2018	4,274	→
Quarter ending March 2019	4,349	→
Variance since March 2018	3.0%	↑



ACTIVITY



Month	Adjusted Scheduled Activity (UDA)	
	2018	2019
April	554	408
May	1,622	1,339
June	2,499	1,985
July	3,789	3,166
August	4,833	3,967
September	5,503	4,958
October	6,447	6,107
November	7,600	7,223
December	8,619	8,177
January	9,274	9,281
February	10,619	10,277
March	11,576	11,611
April	11,897	
May	11,955	
June	11,955	

QUALITY

	Quantity	Base Number	Contract	AT	Region	England
% of FP17s for the same patient ID Re-attending within 3 months - Children	194	2,400	8.1%	10.3%	11.9%	11.8%
% of FP17s for the same patient ID Re-attending within 3 months - Adults	463	3,431	13.5%	15.6%	16.9%	15.7%
% of FP17s for the same patient ID Re-attending between 3 & 9 months - Children	1,291	2,400	53.8%	49.3%	48.9%	58.9%
% of FP17s for the same patient ID Re-attending between 3 & 9 months - Adults	1,703	3,431	49.6%	38.6%	38.9%	50.8%
% of FP17s for Band 1 Urgent Courses	469	5,520	8.5%	10.3%	10.7%	9.1%
% of FP17s Relating to Free Repair or Replacements	8	5,520	0.1%	0.6%	0.5%	0.8%
% of FP17s Relating to Continuations	56	5,520	1.0%	0.9%	0.7%	0.9%
% of Patients satisfied with the dentistry they have received	2	2	N/A	90.5%	89.1%	92.5%
% of Patients satisfied with the time they had to wait for an appointment	1	2	N/A	86.3%	83.1%	87.0%

* This is based on patients treated on this contract for their most recent course of treatment. Figures in italics indicate the base number of FP17s or Patient Questionnaire responses are less than 100. N/A is shown where the base number of responses is less than 10 during the period. % is calculated as Quantity/Base number*100

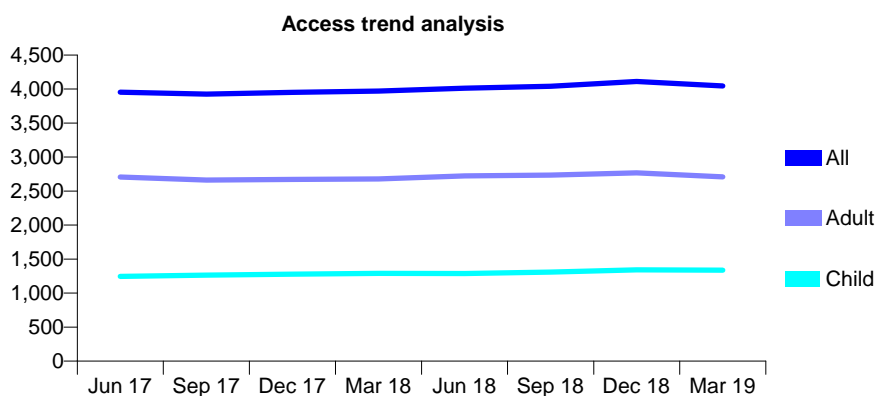
Q63 - Vital Signs At a Glance Contract Report for 192112/0001 - March 2019

Name or company name	Ark G Surgeries Ltd
Contract type name	GDS Contract
Purpose of contract	General
Contract start date	01/11/2012
Contract end date	

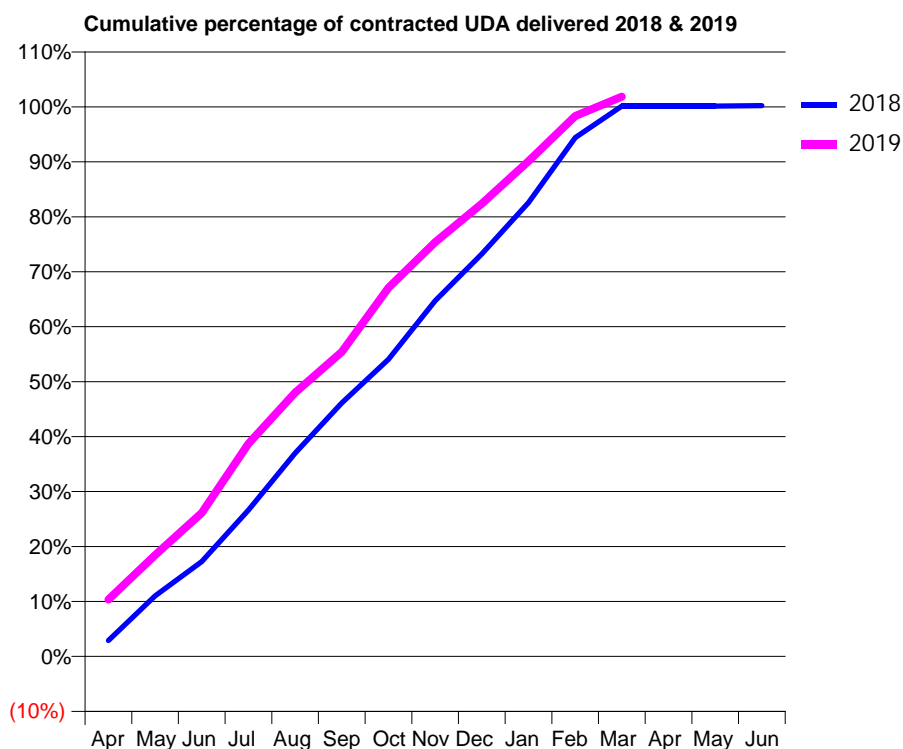
18/19 Contracted general activity (UDA)	14,539
Carry forward general activity (UDA)	-30
18/19 Contracted orthodontic activity (UOA)	0
Carry forward orthodontic activity (UOA)	0
Baseline contract value	£375,246.01

ACCESS*

Patients seen in 24 months	Total	Change since previous quarter
Quarter ending March 2018	3,971	
Quarter ending June 2018	4,012	→
Quarter ending September 2018	4,042	→
Quarter ending December 2018	4,110	→
Quarter ending March 2019	4,047	↓
Variance since March 2018	1.9%	→



ACTIVITY



Month	2018	2019
April	422	1,505
May	1,605	2,684
June	2,510	3,797
July	3,873	5,629
August	5,380	6,979
September	6,706	8,058
October	7,862	9,753
November	9,412	10,959
December	10,647	11,977
January	12,006	13,103
February	13,722	14,296
March	14,557	14,811
April	14,557	
May	14,557	
June	14,569	

QUALITY

	Quantity	Base Number	Contract	AT	Region	England
% of FP17s for the same patient ID Re-attending within 3 months - Children	98	1,522	6.4%	10.3%	11.9%	11.8%
% of FP17s for the same patient ID Re-attending within 3 months - Adults	430	2,923	14.7%	15.6%	16.9%	15.7%
% of FP17s for the same patient ID Re-attending between 3 & 9 months - Children	616	1,522	40.5%	49.3%	48.9%	58.9%
% of FP17s for the same patient ID Re-attending between 3 & 9 months - Adults	1,105	2,923	37.8%	38.6%	38.9%	50.8%
% of FP17s for Band 1 Urgent Courses	428	3,899	11.0%	10.3%	10.7%	9.1%
% of FP17s Relating to Free Repair or Replacements	0	3,899	0.0%	0.6%	0.5%	0.8%
% of FP17s Relating to Continuations	24	3,899	0.6%	0.9%	0.7%	0.9%
% of Patients satisfied with the dentistry they have received	0	0	N/A	90.5%	89.1%	92.5%
% of Patients satisfied with the time they had to wait for an appointment	0	0	N/A	86.3%	83.1%	87.0%

* This is based on patients treated on this contract for their most recent course of treatment. Figures in italics indicate the base number of FP17s or Patient Questionnaire responses are less than 100. N/A is shown where the base number of responses is less than 10 during the period. % is calculated as Quantity/Base number*100

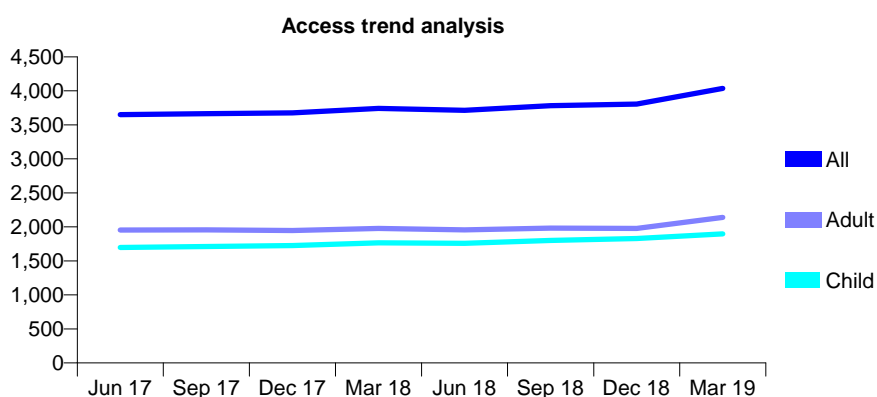
Q63 - Vital Signs At a Glance Contract Report for 192201/0001 - March 2019

Name or company name	Claremont Dental Practice
Contract type name	GDS Contract
Purpose of contract	General
Contract start date	01/05/2008
Contract end date	

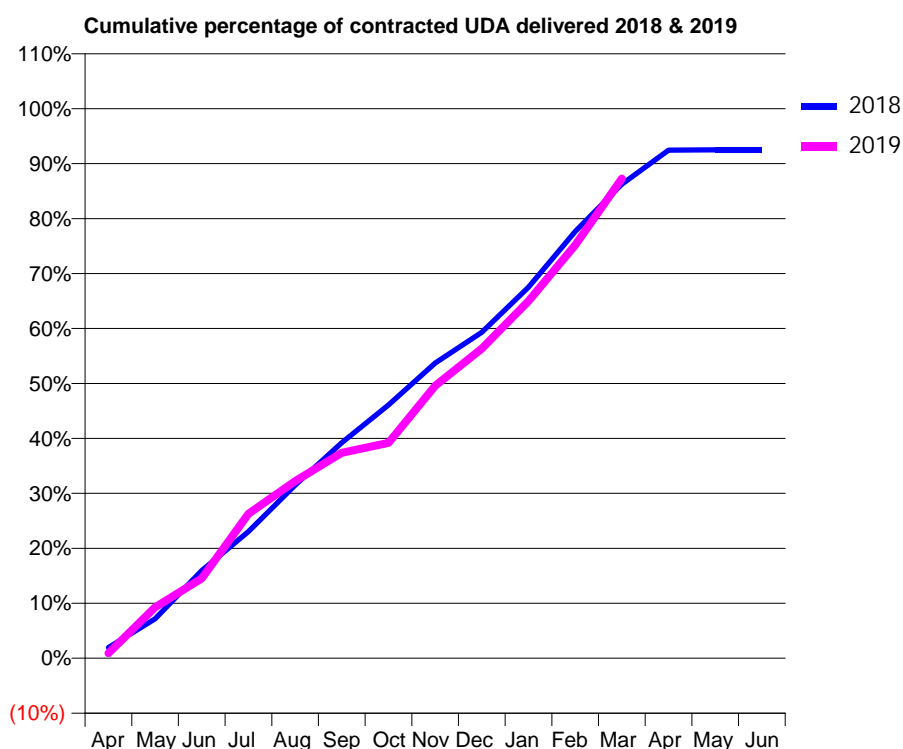
18/19 Contracted general activity (UDA)	8,954
Carry forward general activity (UDA)	0
18/19 Contracted orthodontic activity (UOA)	0
Carry forward orthodontic activity (UOA)	0
Baseline contract value	£209,532.83

ACCESS*

Patients seen in 24 months	Total	Change since previous quarter
Quarter ending March 2018	3,743	
Quarter ending June 2018	3,715	→
Quarter ending September 2018	3,783	→
Quarter ending December 2018	3,807	→
Quarter ending March 2019	4,037	↑
Variance since March 2018	7.9%	↑



ACTIVITY



Month	2018	2019
April	174	84
May	643	831
June	1,429	1,300
July	2,063	2,355
August	2,820	2,885
September	3,513	3,347
October	4,128	3,509
November	4,809	4,439
December	5,310	5,043
January	6,047	5,820
February	6,954	6,731
March	7,720	7,815
April	8,278	
May	8,284	
June	8,284	

QUALITY

	Quantity	Base Number	Contract	AT	Region	England
% of FP17s for the same patient ID Re-attending within 3 months - Children	150	2,896	5.2%	10.3%	11.9%	11.8%
% of FP17s for the same patient ID Re-attending within 3 months - Adults	277	2,794	9.9%	15.6%	16.9%	15.7%
% of FP17s for the same patient ID Re-attending between 3 & 9 months - Children	1,576	2,896	54.4%	49.3%	48.9%	58.9%
% of FP17s for the same patient ID Re-attending between 3 & 9 months - Adults	1,428	2,794	51.1%	38.6%	38.9%	50.8%
% of FP17s for Band 1 Urgent Courses	302	5,422	5.6%	10.3%	10.7%	9.1%
% of FP17s Relating to Free Repair or Replacements	13	5,422	0.2%	0.6%	0.5%	0.8%
% of FP17s Relating to Continuations	6	5,422	0.1%	0.9%	0.7%	0.9%
% of Patients satisfied with the dentistry they have received	2	2	N/A	90.5%	89.1%	92.5%
% of Patients satisfied with the time they had to wait for an appointment	2	2	N/A	86.3%	83.1%	87.0%

* This is based on patients treated on this contract for their most recent course of treatment.

Figures in italics indicate the base number of FP17s or Patient Questionnaire responses are less than 100. N/A is shown where the base number of responses is less than 10 during the period. % is calculated as Quantity/Base number*100

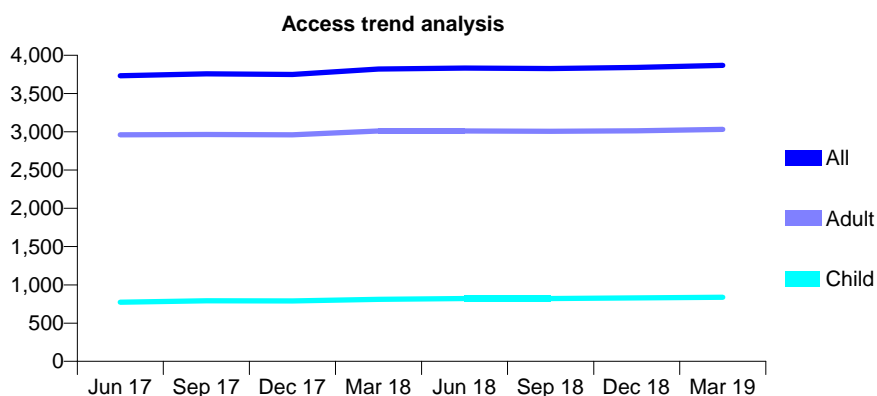
Q63 - Vital Signs At a Glance Contract Report for 192902/0001 - March 2019

Name or company name	I.J & S.C Fernandes
Contract type name	GDS Contract
Purpose of contract	General
Contract start date	17/04/2011
Contract end date	

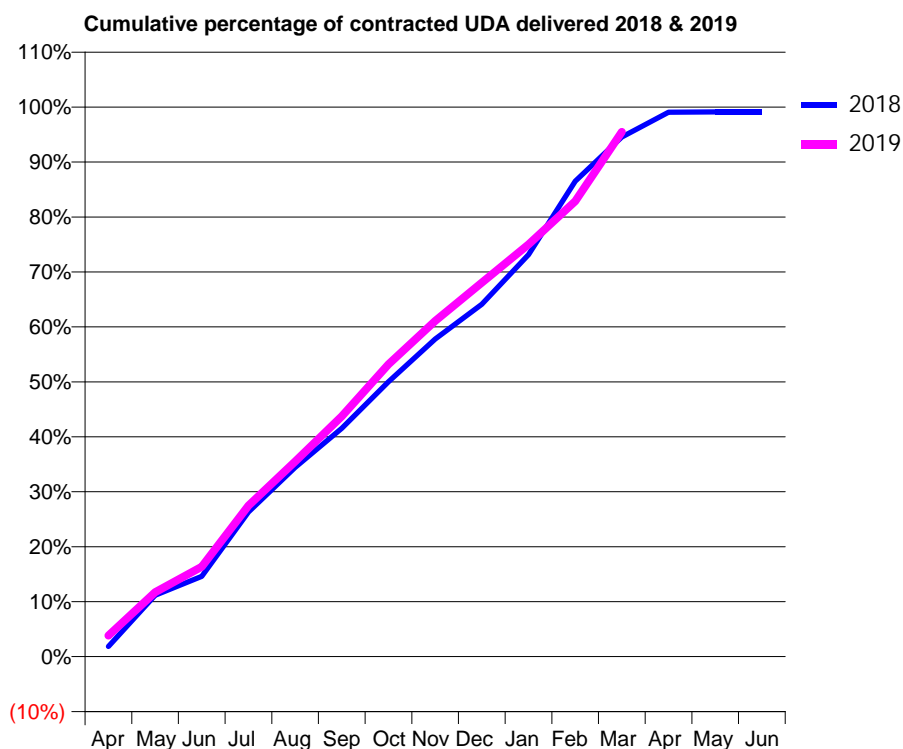
18/19 Contracted general activity (UDA)	10,316
Carry forward general activity (UDA)	91
18/19 Contracted orthodontic activity (UOA)	0
Carry forward orthodontic activity (UOA)	0
Baseline contract value	£245,362.19

ACCESS*

Patients seen in 24 months	Total	Change since previous quarter
Quarter ending March 2018	3,820	
Quarter ending June 2018	3,832	→
Quarter ending September 2018	3,826	→
Quarter ending December 2018	3,841	→
Quarter ending March 2019	3,869	→
Variance since March 2018	1.3%	→



ACTIVITY



Month	Adjusted Scheduled Activity (UDA)	
	2018	2019
April	192	396
May	1,152	1,210
June	1,509	1,687
July	2,715	2,836
August	3,554	3,663
September	4,287	4,512
October	5,161	5,489
November	5,963	6,303
December	6,613	7,018
January	7,544	7,736
February	8,924	8,547
March	9,753	9,850
April	10,219	
May	10,225	
June	10,225	

QUALITY

	Quantity	Base Number	Contract	AT	Region	England
% of FP17s for the same patient ID Re-attending within 3 months - Children	112	1,211	9.2%	10.3%	11.9%	11.8%
% of FP17s for the same patient ID Re-attending within 3 months - Adults	517	3,766	13.7%	15.6%	16.9%	15.7%
% of FP17s for the same patient ID Re-attending between 3 & 9 months - Children	624	1,211	51.5%	49.3%	48.9%	58.9%
% of FP17s for the same patient ID Re-attending between 3 & 9 months - Adults	1,781	3,766	47.3%	38.6%	38.9%	50.8%
% of FP17s for Band 1 Urgent Courses	521	4,792	10.9%	10.3%	10.7%	9.1%
% of FP17s Relating to Free Repair or Replacements	11	4,792	0.2%	0.6%	0.5%	0.8%
% of FP17s Relating to Continuations	57	4,792	1.2%	0.9%	0.7%	0.9%
% of Patients satisfied with the dentistry they have received	1	1	N/A	90.5%	89.1%	92.5%
% of Patients satisfied with the time they had to wait for an appointment	1	1	N/A	86.3%	83.1%	87.0%

* This is based on patients treated on this contract for their most recent course of treatment. Figures in italics indicate the base number of FP17s or Patient Questionnaire responses are less than 100. N/A is shown where the base number of responses is less than 10 during the period. % is calculated as Quantity/Base number*100

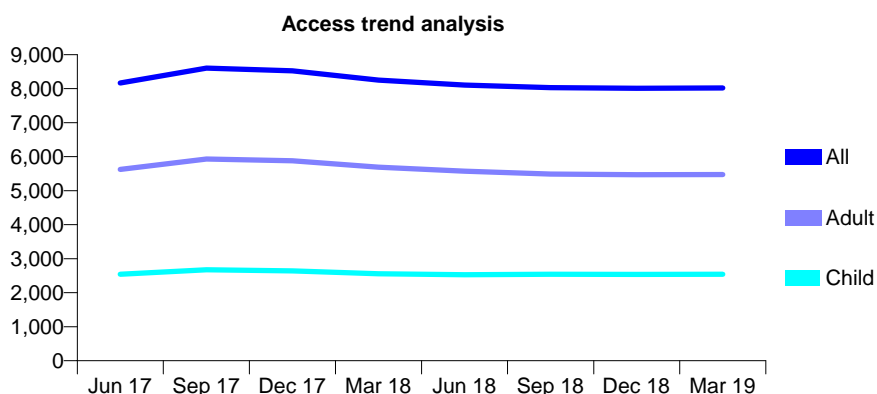
Q63 - Vital Signs At a Glance Contract Report for 192953/0001 - March 2019

Name or company name	S Cowley, R Ingham and J Angelo
Contract type name	GDS Contract
Purpose of contract	General
Contract start date	01/06/2014
Contract end date	

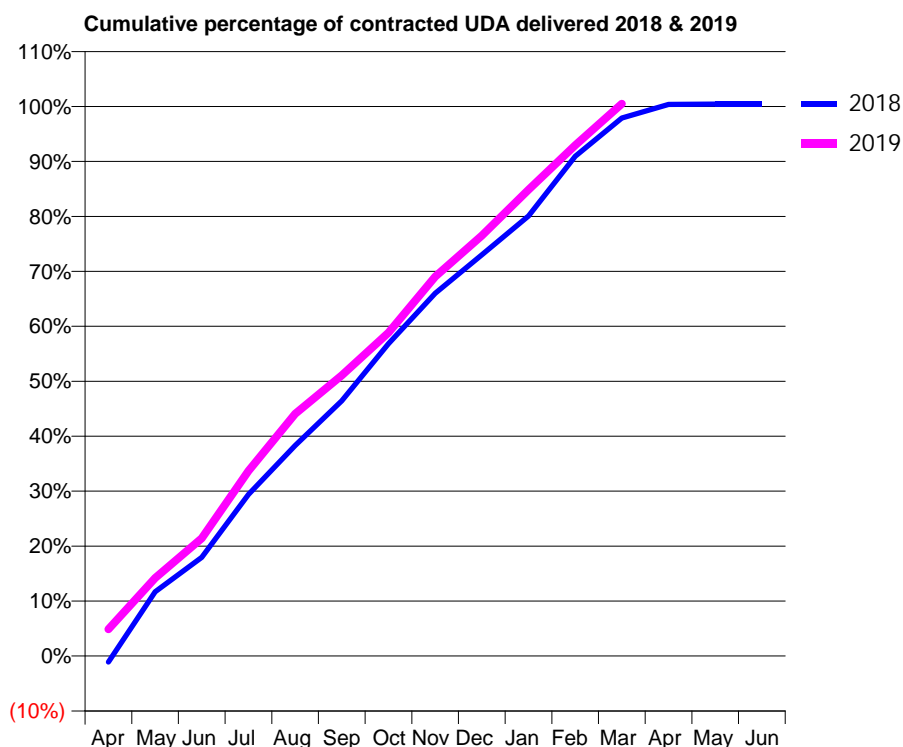
18/19 Contracted general activity (UDA)	34,739
Carry forward general activity (UDA)	-148
18/19 Contracted orthodontic activity (UOA)	0
Carry forward orthodontic activity (UOA)	0
Baseline contract value	£1,129,120.55

ACCESS*

Patients seen in 24 months	Total	Change since previous quarter
Quarter ending March 2018	8,253	
Quarter ending June 2018	8,105	↓
Quarter ending September 2018	8,030	→
Quarter ending December 2018	8,015	→
Quarter ending March 2019	8,021	→
Variance since March 2018	(2.8%)	↓



ACTIVITY



Month	Adjusted Scheduled Activity (UDA)	
	2018	2019
April	-385	1,695
May	4,064	4,934
June	6,232	7,444
July	10,212	11,708
August	13,310	15,315
September	16,128	17,743
October	19,736	20,436
November	22,924	23,976
December	25,358	26,574
January	27,815	29,475
February	31,589	32,295
March	34,014	34,905
April	34,862	
May	34,887	
June	34,887	

QUALITY

	Quantity	Base Number	Contract	AT	Region	England
% of FP17s for the same patient ID Re-attending within 3 months - Children	160	2,802	5.7%	10.3%	11.9%	11.8%
% of FP17s for the same patient ID Re-attending within 3 months - Adults	855	5,424	15.8%	15.6%	16.9%	15.7%
% of FP17s for the same patient ID Re-attending between 3 & 9 months - Children	1,103	2,802	39.4%	49.3%	48.9%	58.9%
% of FP17s for the same patient ID Re-attending between 3 & 9 months - Adults	1,758	5,424	32.4%	38.6%	38.9%	50.8%
% of FP17s for Band 1 Urgent Courses	481	8,022	6.0%	10.3%	10.7%	9.1%
% of FP17s Relating to Free Repair or Replacements	76	8,022	0.9%	0.6%	0.5%	0.8%
% of FP17s Relating to Continuations	187	8,022	2.3%	0.9%	0.7%	0.9%
% of Patients satisfied with the dentistry they have received	1	1	N/A	90.5%	89.1%	92.5%
% of Patients satisfied with the time they had to wait for an appointment	0	1	N/A	86.3%	83.1%	87.0%

* This is based on patients treated on this contract for their most recent course of treatment. Figures in italics indicate the base number of FP17s or Patient Questionnaire responses are less than 100. N/A is shown where the base number of responses is less than 10 during the period. % is calculated as Quantity/Base number*100

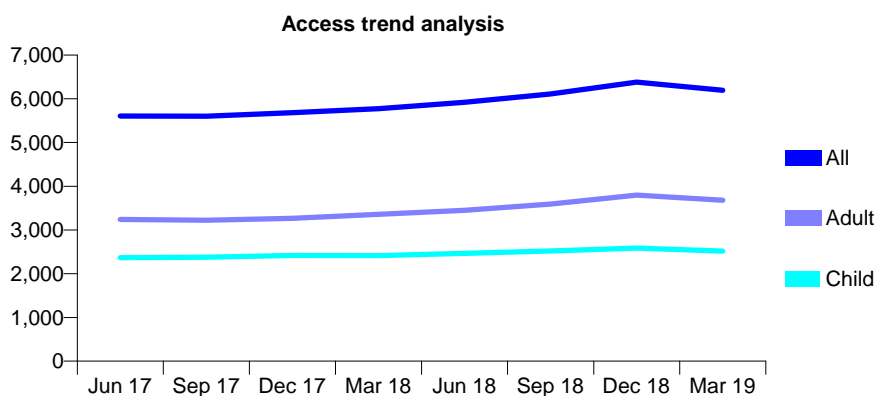
Q63 - Vital Signs At a Glance Contract Report for 193674/0001 - March 2019

Name or company name	Mr Nicholas Patsias, Ms Alexandra Sayer a
Contract type name	GDS Contract
Purpose of contract	General
Contract start date	02/01/2010
Contract end date	

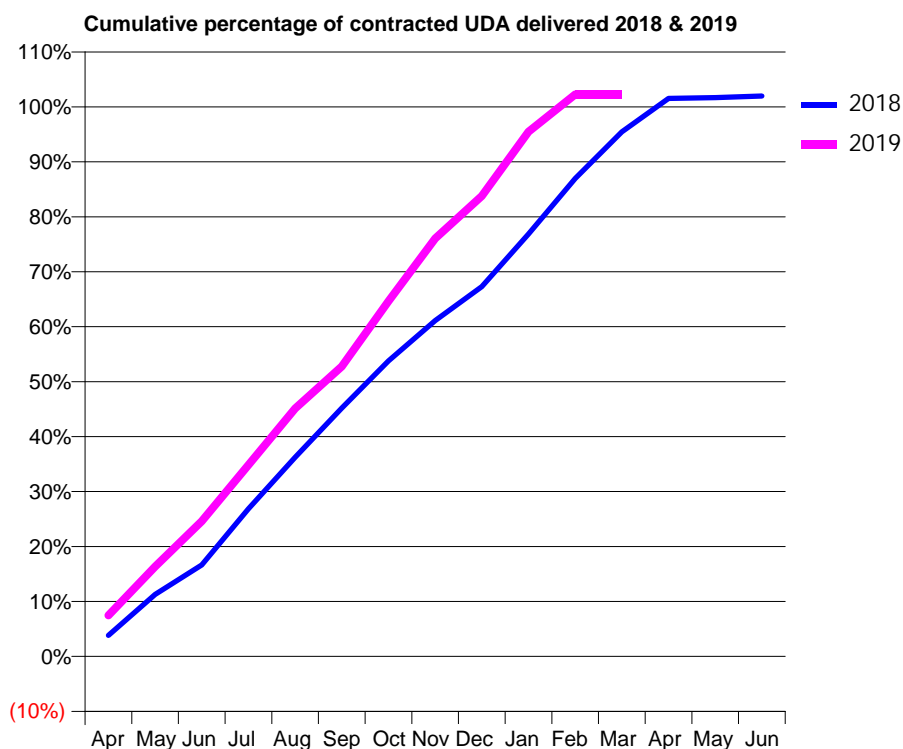
18/19 Contracted general activity (UDA)	13,211
Carry forward general activity (UDA)	-261
18/19 Contracted orthodontic activity (UOA)	0
Carry forward orthodontic activity (UOA)	0
Baseline contract value	£341,927.63

ACCESS*

Patients seen in 24 months	Total	Change since previous quarter
Quarter ending March 2018	5,772	
Quarter ending June 2018	5,919	↑
Quarter ending September 2018	6,112	↑
Quarter ending December 2018	6,381	↑
Quarter ending March 2019	6,197	↓
Variance since March 2018	7.4%	↑



ACTIVITY



Month	Adjusted Scheduled Activity (UDA)	
	2018	2019
April	507	990
May	1,494	2,159
June	2,202	3,249
July	3,550	4,604
August	4,789	5,960
September	5,968	6,969
October	7,103	8,538
November	8,074	10,046
December	8,887	11,067
January	10,155	12,615
February	11,492	13,508
March	12,611	13,508
April	13,414	
May	13,432	
June	13,472	

QUALITY

	Quantity	Base Number	Contract	AT	Region	England
% of FP17s for the same patient ID Re-attending within 3 months - Children	240	3,316	7.2%	10.3%	11.9%	11.8%
% of FP17s for the same patient ID Re-attending within 3 months - Adults	732	4,422	16.6%	15.6%	16.9%	15.7%
% of FP17s for the same patient ID Re-attending between 3 & 9 months - Children	1,896	3,316	57.2%	49.3%	48.9%	58.9%
% of FP17s for the same patient ID Re-attending between 3 & 9 months - Adults	1,843	4,422	41.7%	38.6%	38.9%	50.8%
% of FP17s for Band 1 Urgent Courses	961	7,247	13.3%	10.3%	10.7%	9.1%
% of FP17s Relating to Free Repair or Replacements	21	7,247	0.3%	0.6%	0.5%	0.8%
% of FP17s Relating to Continuations	7	7,247	0.1%	0.9%	0.7%	0.9%
% of Patients satisfied with the dentistry they have received	1	1	N/A	90.5%	89.1%	92.5%
% of Patients satisfied with the time they had to wait for an appointment	1	1	N/A	86.3%	83.1%	87.0%

* This is based on patients treated on this contract for their most recent course of treatment. Figures in italics indicate the base number of FP17s or Patient Questionnaire responses are less than 100. N/A is shown where the base number of responses is less than 10 during the period. % is calculated as Quantity/Base number*100

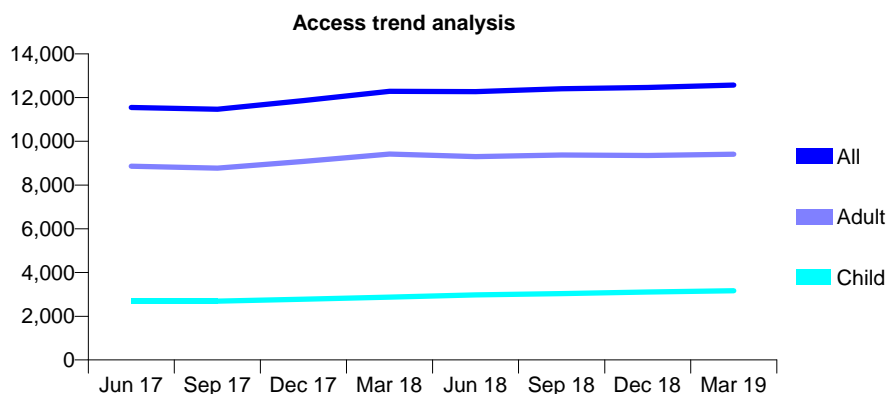
Q63 - Vital Signs At a Glance Contract Report for 193984/0001 - March 2019

Name or company name	Jayesh Kotecha
Contract type name	GDS Contract
Purpose of contract	General
Contract start date	01/04/2013
Contract end date	

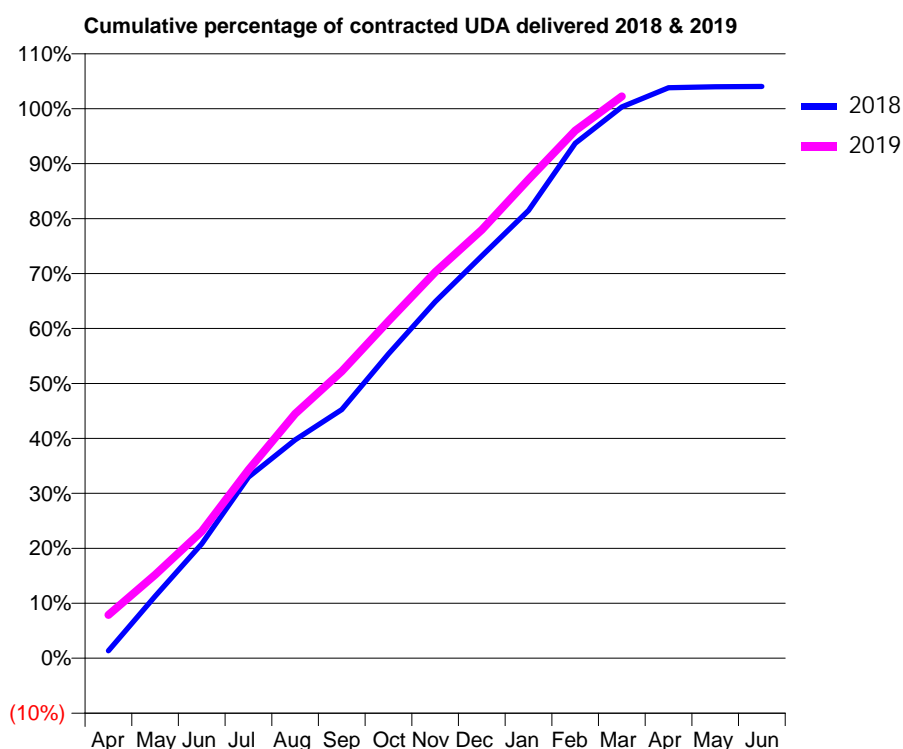
18/19 Contracted general activity (UDA)	31,588
Carry forward general activity (UDA)	-632
18/19 Contracted orthodontic activity (UOA)	0
Carry forward orthodontic activity (UOA)	0
Baseline contract value	£875,132.70

ACCESS*

Patients seen in 24 months	Total	Change since previous quarter
Quarter ending March 2018	12,290	
Quarter ending June 2018	12,272	→
Quarter ending September 2018	12,407	→
Quarter ending December 2018	12,460	→
Quarter ending March 2019	12,573	→
Variance since March 2018	2.3%	↑



ACTIVITY



Month	Adjusted Scheduled Activity (UDA)	
	2018	2019
April	430	2,485
May	3,572	4,800
June	6,575	7,296
July	10,416	10,824
August	12,555	14,056
September	14,295	16,495
October	17,492	19,375
November	20,497	22,198
December	23,119	24,616
January	25,740	27,513
February	29,603	30,322
March	31,682	32,289
April	32,785	
May	32,844	
June	32,869	

QUALITY

	Quantity	Base Number	Contract	AT	Region	England
% of FP17s for the same patient ID Re-attending within 3 months - Children	252	4,105	6.1%	10.3%	11.9%	11.8%
% of FP17s for the same patient ID Re-attending within 3 months - Adults	814	8,582	9.5%	15.6%	16.9%	15.7%
% of FP17s for the same patient ID Re-attending between 3 & 9 months - Children	2,057	4,105	50.1%	49.3%	48.9%	58.9%
% of FP17s for the same patient ID Re-attending between 3 & 9 months - Adults	3,073	8,582	35.8%	38.6%	38.9%	50.8%
% of FP17s for Band 1 Urgent Courses	1,045	11,808	8.8%	10.3%	10.7%	9.1%
% of FP17s Relating to Free Repair or Replacements	50	11,808	0.4%	0.6%	0.5%	0.8%
% of FP17s Relating to Continuations	11	11,808	0.1%	0.9%	0.7%	0.9%
% of Patients satisfied with the dentistry they have received	2	2	N/A	90.5%	89.1%	92.5%
% of Patients satisfied with the time they had to wait for an appointment	2	2	N/A	86.3%	83.1%	87.0%

* This is based on patients treated on this contract for their most recent course of treatment. Figures in italics indicate the base number of FP17s or Patient Questionnaire responses are less than 100. N/A is shown where the base number of responses is less than 10 during the period. % is calculated as Quantity/Base number*100

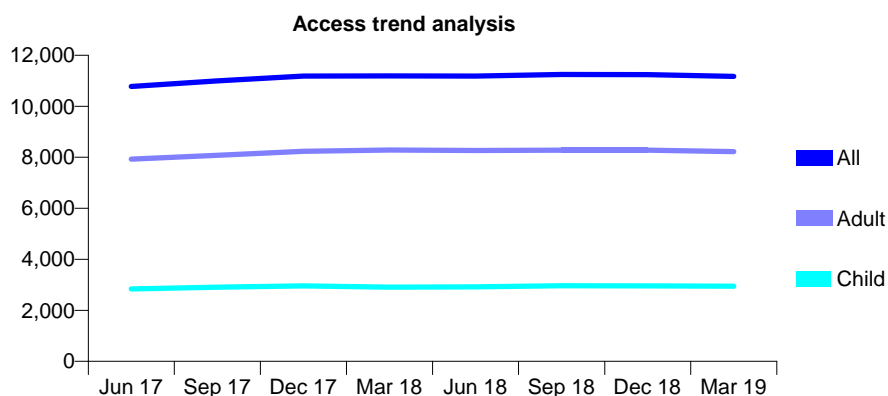
Q63 - Vital Signs At a Glance Contract Report for 194670/0001 - March 2019

Name or company name	The Family Dental Practice
Contract type name	GDS Contract
Purpose of contract	General
Contract start date	01/04/2008
Contract end date	

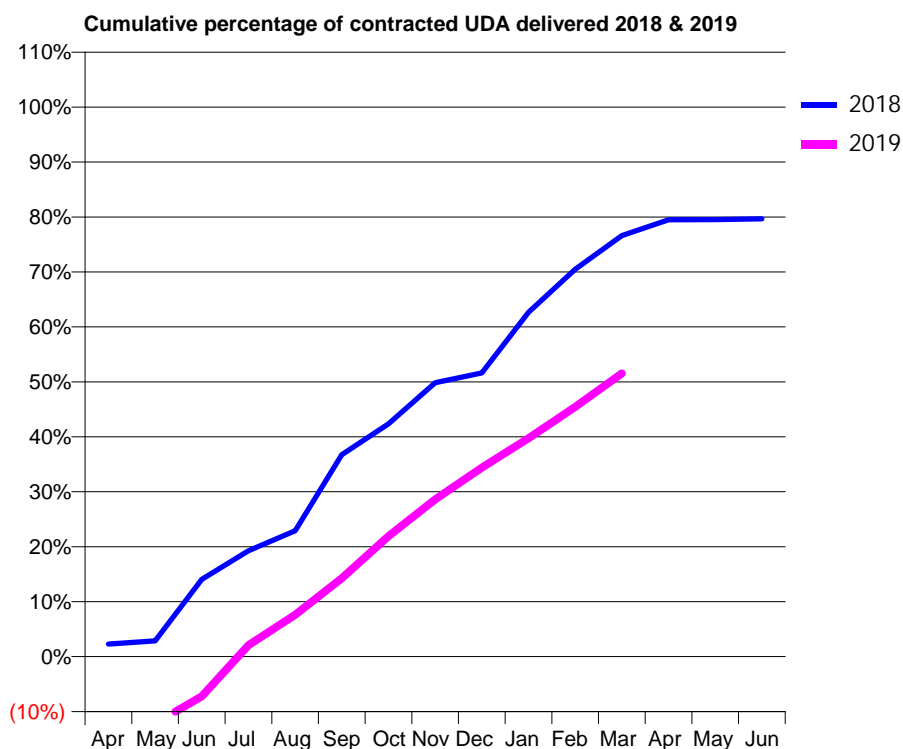
18/19 Contracted general activity (UDA)	40,022
Carry forward general activity (UDA)	8,144
18/19 Contracted orthodontic activity (UOA)	0
Carry forward orthodontic activity (UOA)	0
Baseline contract value	£1,026,125.68

ACCESS*

Patients seen in 24 months	Total	Change since previous quarter
Quarter ending March 2018	11,192	
Quarter ending June 2018	11,182	→
Quarter ending September 2018	11,245	→
Quarter ending December 2018	11,237	→
Quarter ending March 2019	11,169	→
Variance since March 2018	(0.2%)	→



ACTIVITY



Month	Adjusted Scheduled Activity (UDA)	
	2018	2019
April	915	-7,501
May	1,149	-4,861
June	5,630	-2,904
July	7,711	829
August	9,175	3,048
September	14,696	5,708
October	16,949	8,779
November	19,952	11,451
December	20,665	13,756
January	25,080	15,905
February	28,210	18,186
March	30,660	20,625
April	31,808	
May	31,825	
June	31,878	

QUALITY

	Quantity	Base Number	Contract	AT	Region	England
% of FP17s for the same patient ID Re-attending within 3 months - Children	308	4,352	7.1%	10.3%	11.9%	11.8%
% of FP17s for the same patient ID Re-attending within 3 months - Adults	1,826	11,325	16.1%	15.6%	16.9%	15.7%
% of FP17s for the same patient ID Re-attending between 3 & 9 months - Children	2,712	4,352	62.3%	49.3%	48.9%	58.9%
% of FP17s for the same patient ID Re-attending between 3 & 9 months - Adults	6,384	11,325	56.4%	38.6%	38.9%	50.8%
% of FP17s for Band 1 Urgent Courses	1,503	14,061	10.7%	10.3%	10.7%	9.1%
% of FP17s Relating to Free Repair or Replacements	81	14,061	0.6%	0.6%	0.5%	0.8%
% of FP17s Relating to Continuations	133	14,061	0.9%	0.9%	0.7%	0.9%
% of Patients satisfied with the dentistry they have received	3	3	N/A	90.5%	89.1%	92.5%
% of Patients satisfied with the time they had to wait for an appointment	3	3	N/A	86.3%	83.1%	87.0%

* This is based on patients treated on this contract for their most recent course of treatment. Figures in italics indicate the base number of FP17s or Patient Questionnaire responses are less than 100. N/A is shown where the base number of responses is less than 10 during the period. % is calculated as Quantity/Base number*100

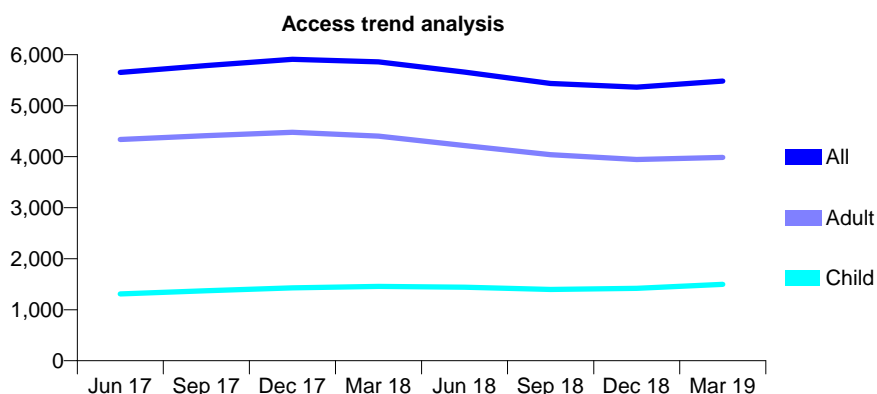
Q63 - Vital Signs At a Glance Contract Report for 194786/0001 - March 2019

Name or company name	Mitcham International Dental Centre
Contract type name	GDS Contract
Purpose of contract	General
Contract start date	01/01/2015
Contract end date	

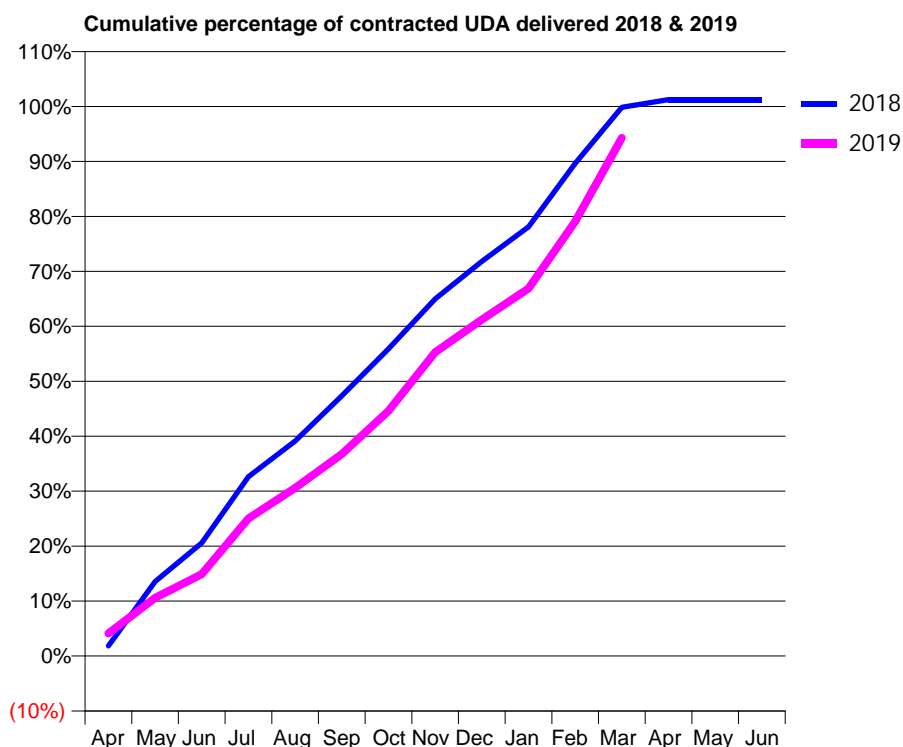
18/19 Contracted general activity (UDA)	22,178
Carry forward general activity (UDA)	-272
18/19 Contracted orthodontic activity (UOA)	0
Carry forward orthodontic activity (UOA)	0
Baseline contract value	£612,172.24

ACCESS*

Patients seen in 24 months	Total	Change since previous quarter
Quarter ending March 2018	5,861	
Quarter ending June 2018	5,658	↓
Quarter ending September 2018	5,435	↓
Quarter ending December 2018	5,363	↓
Quarter ending March 2019	5,482	↑
Variance since March 2018	(6.5%)	↓



ACTIVITY



Month	Adjusted Scheduled Activity (UDA)	
	2018	2019
April	412	917
May	3,004	2,347
June	4,569	3,300
July	7,238	5,549
August	8,678	6,782
September	10,496	8,149
October	12,400	9,892
November	14,414	12,263
December	15,923	13,577
January	17,316	14,828
February	19,883	17,536
March	22,145	20,909
April	22,453	
May	22,450	
June	22,450	

QUALITY

	Quantity	Base Number	Contract	AT	Region	England
% of FP17s for the same patient ID Re-attending within 3 months - Children	109	1,740	6.3%	10.3%	11.9%	11.8%
% of FP17s for the same patient ID Re-attending within 3 months - Adults	297	3,880	7.7%	15.6%	16.9%	15.7%
% of FP17s for the same patient ID Re-attending between 3 & 9 months - Children	786	1,740	45.2%	49.3%	48.9%	58.9%
% of FP17s for the same patient ID Re-attending between 3 & 9 months - Adults	1,769	3,880	45.6%	38.6%	38.9%	50.8%
% of FP17s for Band 1 Urgent Courses	185	5,507	3.4%	10.3%	10.7%	9.1%
% of FP17s Relating to Free Repair or Replacements	13	5,507	0.2%	0.6%	0.5%	0.8%
% of FP17s Relating to Continuations	1	5,507	0.0%	0.9%	0.7%	0.9%
% of Patients satisfied with the dentistry they have received	1	1	N/A	90.5%	89.1%	92.5%
% of Patients satisfied with the time they had to wait for an appointment	1	1	N/A	86.3%	83.1%	87.0%

* This is based on patients treated on this contract for their most recent course of treatment. Figures in italics indicate the base number of FP17s or Patient Questionnaire responses are less than 100. N/A is shown where the base number of responses is less than 10 during the period. % is calculated as Quantity/Base number*100

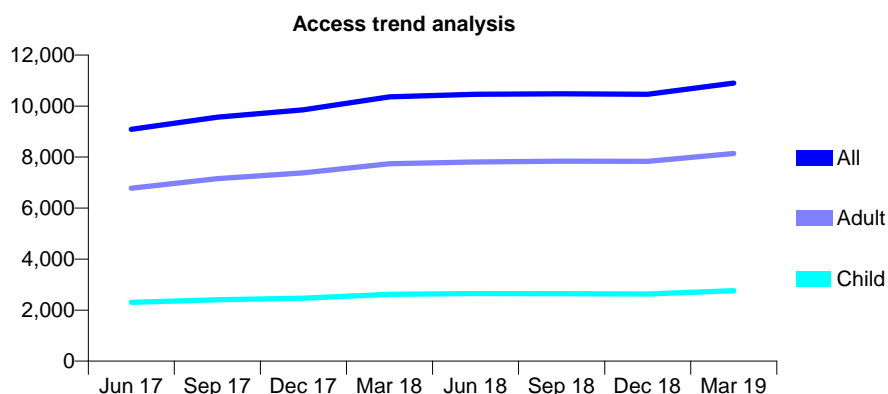
Q63 - Vital Signs At a Glance Contract Report for 195316/0002 - March 2019

Name or company name	MISS AR PATEL
Contract type name	GDS Contract
Purpose of contract	General
Contract start date	01/02/2014
Contract end date	

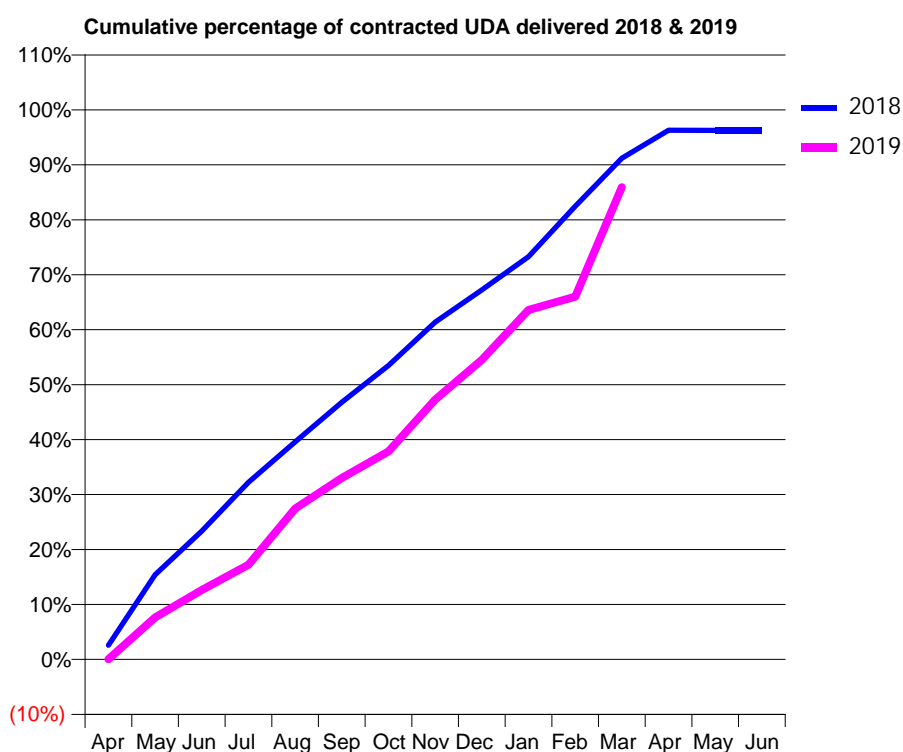
18/19 Contracted general activity (UDA)	29,751
Carry forward general activity (UDA)	1,114
18/19 Contracted orthodontic activity (UOA)	0
Carry forward orthodontic activity (UOA)	0
Baseline contract value	£851,593.22

ACCESS*

Patients seen in 24 months	Total	Change since previous quarter
Quarter ending March 2018	10,361	
Quarter ending June 2018	10,459	→
Quarter ending September 2018	10,483	→
Quarter ending December 2018	10,465	→
Quarter ending March 2019	10,907	↑
Variance since March 2018	5.3%	↑



ACTIVITY



Month	Adjusted Scheduled Activity (UDA)	
	2018	2019
April	766	21
May	4,591	2,279
June	6,944	3,758
July	9,582	5,123
August	11,780	8,170
September	13,914	9,825
October	15,914	11,261
November	18,263	14,069
December	20,002	16,214
January	21,796	18,921
February	24,533	19,634
March	27,139	25,564
April	28,646	
May	28,636	
June	28,637	

QUALITY

	Quantity	Base Number	Contract	AT	Region	England
% of FP17s for the same patient ID Re-attending within 3 months - Children	317	4,251	7.5%	10.3%	11.9%	11.8%
% of FP17s for the same patient ID Re-attending within 3 months - Adults	1,446	10,488	13.8%	15.6%	16.9%	15.7%
% of FP17s for the same patient ID Re-attending between 3 & 9 months - Children	2,644	4,251	62.2%	49.3%	48.9%	58.9%
% of FP17s for the same patient ID Re-attending between 3 & 9 months - Adults	5,252	10,488	50.1%	38.6%	38.9%	50.8%
% of FP17s for Band 1 Urgent Courses	1,250	13,405	9.3%	10.3%	10.7%	9.1%
% of FP17s Relating to Free Repair or Replacements	38	13,405	0.3%	0.6%	0.5%	0.8%
% of FP17s Relating to Continuations	39	13,405	0.3%	0.9%	0.7%	0.9%
% of Patients satisfied with the dentistry they have received	8	10	80.0%	90.5%	89.1%	92.5%
% of Patients satisfied with the time they had to wait for an appointment	8	10	80.0%	86.3%	83.1%	87.0%

* This is based on patients treated on this contract for their most recent course of treatment. Figures in italics indicate the base number of FP17s or Patient Questionnaire responses are less than 100. N/A is shown where the base number of responses is less than 10 during the period. % is calculated as Quantity/Base number*100

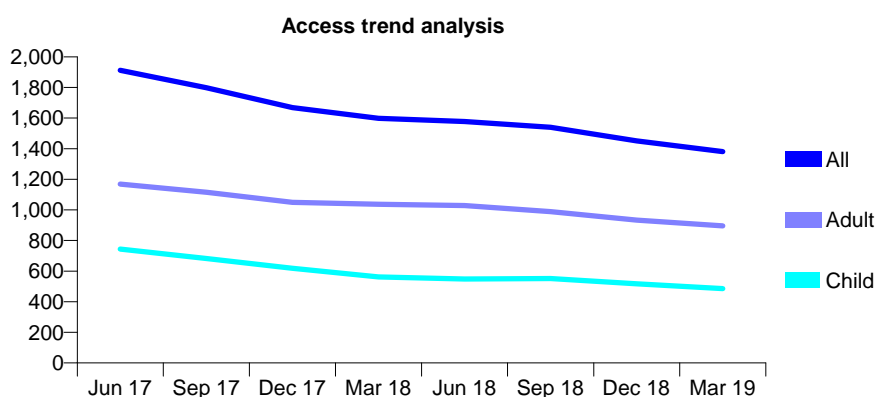
Q63 - Vital Signs At a Glance Contract Report for 195316/0003 - March 2019

Name or company name	MISS AR PATEL
Contract type name	GDS Contract
Purpose of contract	General
Contract start date	01/02/2014
Contract end date	

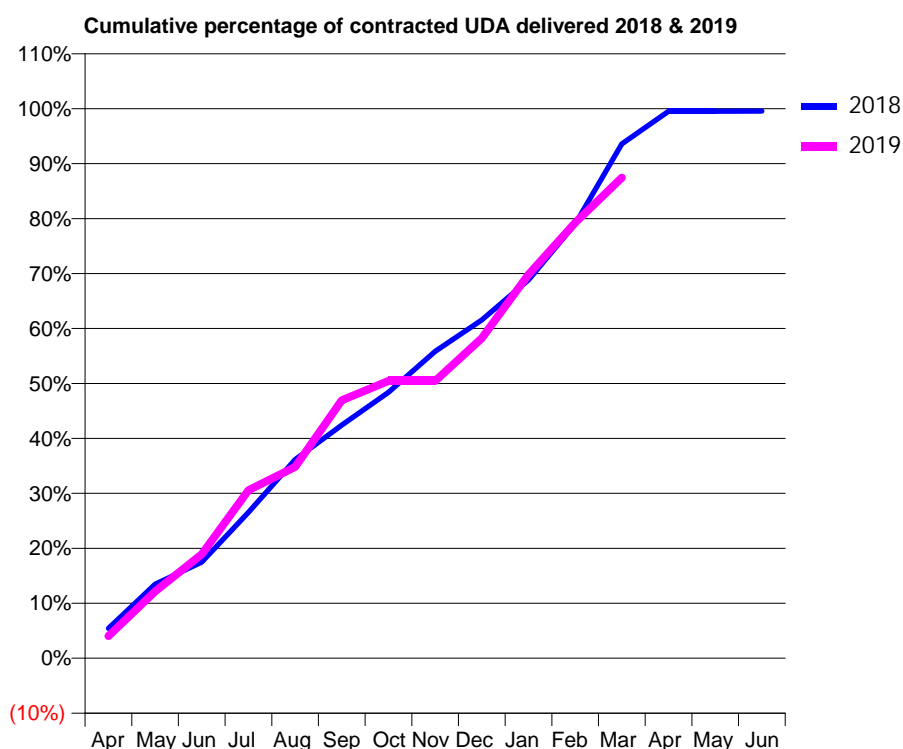
18/19 Contracted general activity (UDA)	3,846
Carry forward general activity (UDA)	17
18/19 Contracted orthodontic activity (UOA)	0
Carry forward orthodontic activity (UOA)	0
Baseline contract value	£106,625.87

ACCESS*

Patients seen in 24 months	Total	Change since previous quarter
Quarter ending March 2018	1,599	
Quarter ending June 2018	1,578	↓
Quarter ending September 2018	1,540	↓
Quarter ending December 2018	1,451	↓
Quarter ending March 2019	1,381	↓
Variance since March 2018	(13.6%)	↓



ACTIVITY



Month	2018	2019
April	209	155
May	519	468
June	672	727
July	1,021	1,176
August	1,390	1,339
September	1,631	1,805
October	1,861	1,941
November	2,148	1,941
December	2,367	2,240
January	2,647	2,686
February	3,040	3,047
March	3,599	3,364
April	3,828	
May	3,828	
June	3,829	

QUALITY

	Quantity	Base Number	Contract	AT	Region	England
% of FP17s for the same patient ID Re-attending within 3 months - Children	40	749	5.3%	10.3%	11.9%	11.8%
% of FP17s for the same patient ID Re-attending within 3 months - Adults	126	1,115	11.3%	15.6%	16.9%	15.7%
% of FP17s for the same patient ID Re-attending between 3 & 9 months - Children	506	749	67.6%	49.3%	48.9%	58.9%
% of FP17s for the same patient ID Re-attending between 3 & 9 months - Adults	602	1,115	54.0%	38.6%	38.9%	50.8%
% of FP17s for Band 1 Urgent Courses	80	1,777	4.5%	10.3%	10.7%	9.1%
% of FP17s Relating to Free Repair or Replacements	12	1,777	0.7%	0.6%	0.5%	0.8%
% of FP17s Relating to Continuations	13	1,777	0.7%	0.9%	0.7%	0.9%
% of Patients satisfied with the dentistry they have received	0	0	N/A	90.5%	89.1%	92.5%
% of Patients satisfied with the time they had to wait for an appointment	0	0	N/A	86.3%	83.1%	87.0%

* This is based on patients treated on this contract for their most recent course of treatment. Figures in italics indicate the base number of FP17s or Patient Questionnaire responses are less than 100. N/A is shown where the base number of responses is less than 10 during the period. % is calculated as Quantity/Base number*100

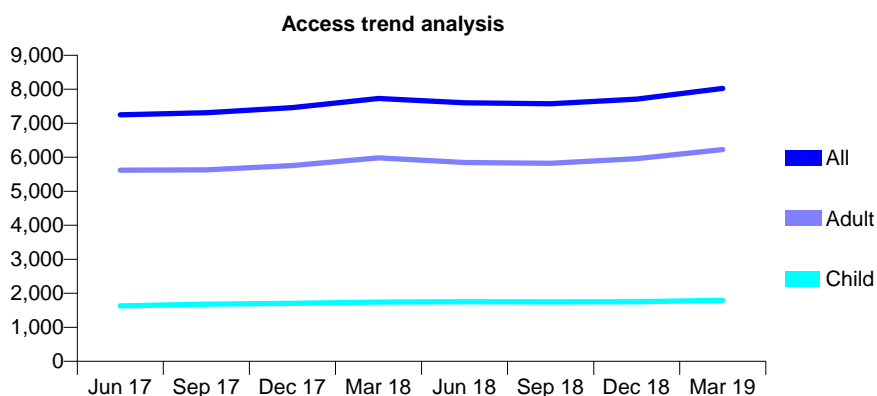
Q63 - Vital Signs At a Glance Contract Report for 196231/0001 - March 2019

Name or company name	Dr E Harunani and Dr MN Harunani
Contract type name	GDS Contract
Purpose of contract	General
Contract start date	01/12/2012
Contract end date	

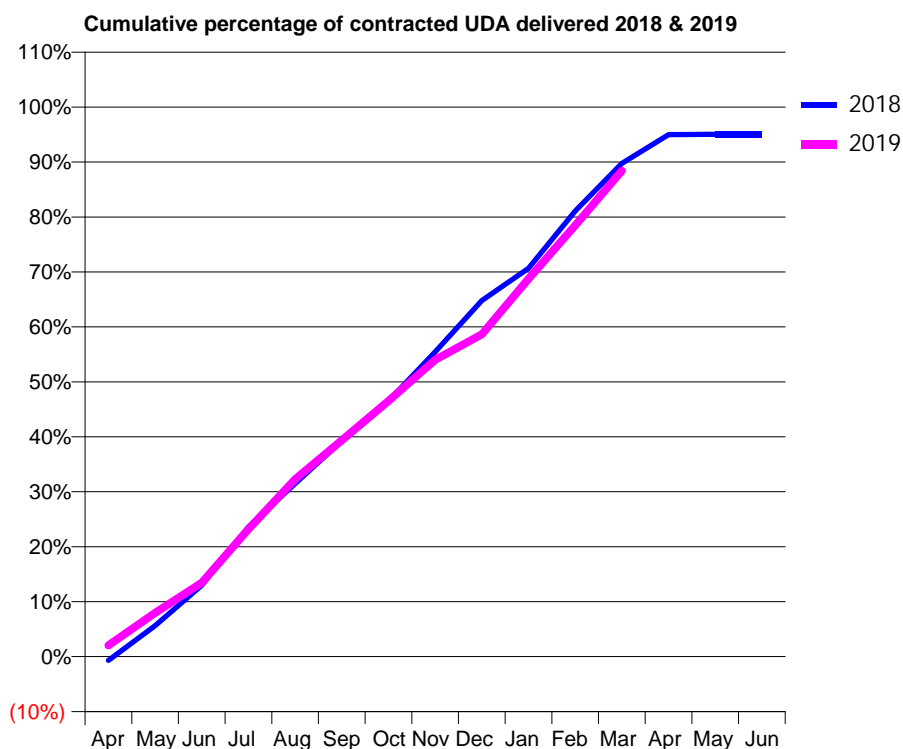
18/19 Contracted general activity (UDA)	26,306
Carry forward general activity (UDA)	180
18/19 Contracted orthodontic activity (UOA)	0
Carry forward orthodontic activity (UOA)	0
Baseline contract value	£699,586.30

ACCESS*

Patients seen in 24 months	Total	Change since previous quarter
Quarter ending March 2018	7,726	
Quarter ending June 2018	7,603	↓
Quarter ending September 2018	7,573	→
Quarter ending December 2018	7,712	→
Quarter ending March 2019	8,024	↑
Variance since March 2018	3.9%	↑



ACTIVITY



Month	Adjusted Scheduled Activity (UDA)	
	2018	2019
April	-181	542
May	1,486	2,100
June	3,412	3,542
July	6,199	6,098
August	8,289	8,495
September	10,314	10,352
October	12,238	12,239
November	14,590	14,205
December	17,040	15,426
January	18,584	18,084
February	21,332	20,642
March	23,603	23,251
April	24,985	
May	25,003	
June	25,003	

QUALITY

	Quantity	Base Number	Contract	AT	Region	England
% of FP17s for the same patient ID Re-attending within 3 months - Children	106	2,226	4.8%	10.3%	11.9%	11.8%
% of FP17s for the same patient ID Re-attending within 3 months - Adults	621	6,252	9.9%	15.6%	16.9%	15.7%
% of FP17s for the same patient ID Re-attending between 3 & 9 months - Children	1,001	2,226	45.0%	49.3%	48.9%	58.9%
% of FP17s for the same patient ID Re-attending between 3 & 9 months - Adults	2,104	6,252	33.7%	38.6%	38.9%	50.8%
% of FP17s for Band 1 Urgent Courses	900	7,890	11.4%	10.3%	10.7%	9.1%
% of FP17s Relating to Free Repair or Replacements	5	7,890	0.1%	0.6%	0.5%	0.8%
% of FP17s Relating to Continuations	38	7,890	0.5%	0.9%	0.7%	0.9%
% of Patients satisfied with the dentistry they have received	3	3	N/A	90.5%	89.1%	92.5%
% of Patients satisfied with the time they had to wait for an appointment	3	3	N/A	86.3%	83.1%	87.0%

* This is based on patients treated on this contract for their most recent course of treatment. Figures in italics indicate the base number of FP17s or Patient Questionnaire responses are less than 100. N/A is shown where the base number of responses is less than 10 during the period. % is calculated as Quantity/Base number*100

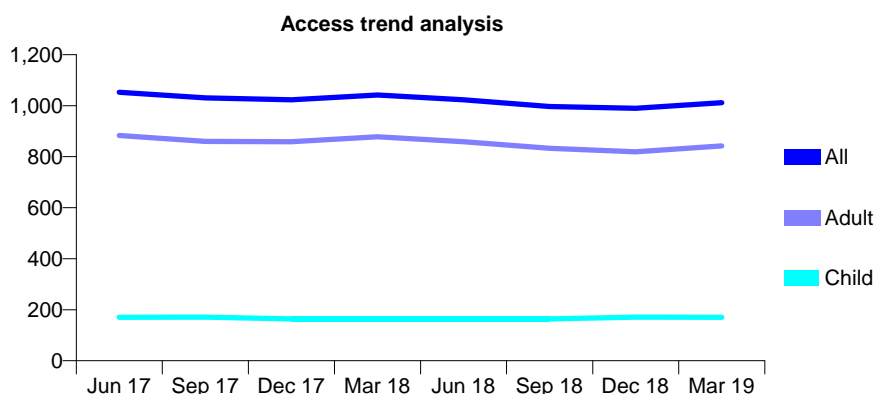
Q63 - Vital Signs At a Glance Contract Report for 196932/0001 - March 2019

Name or company name	Miss C McCarthy & Miss M McCarthy
Contract type name	GDS Contract
Purpose of contract	General
Contract start date	01/08/2010
Contract end date	

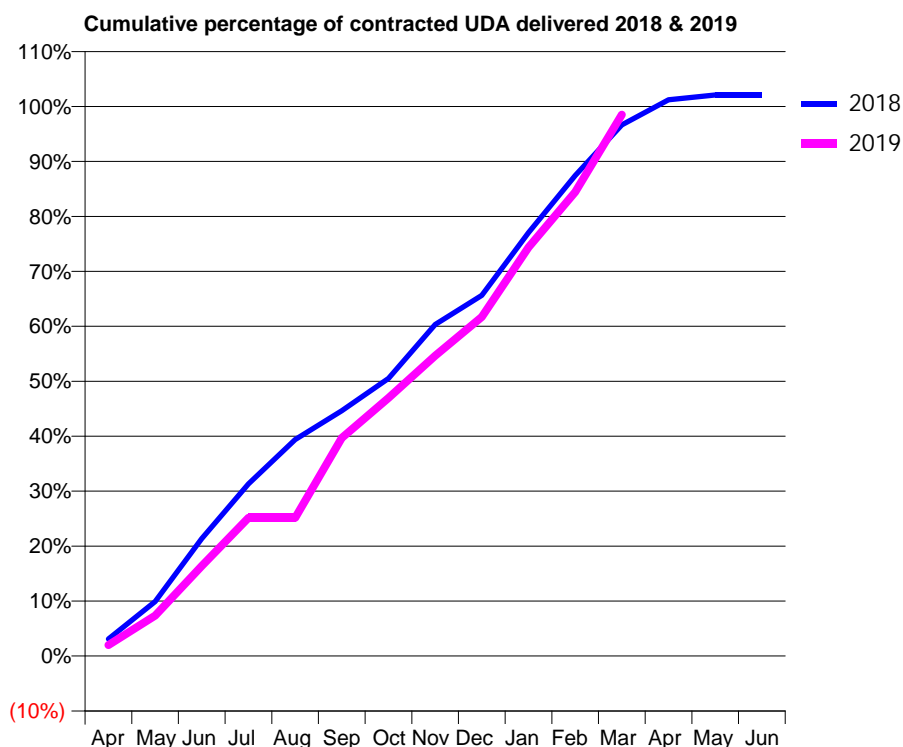
18/19 Contracted general activity (UDA)	2,200
Carry forward general activity (UDA)	-44
18/19 Contracted orthodontic activity (UOA)	0
Carry forward orthodontic activity (UOA)	0
Baseline contract value	£58,172.69

ACCESS*

Patients seen in 24 months	Total	Change since previous quarter
Quarter ending March 2018	1,042	
Quarter ending June 2018	1,023	↓
Quarter ending September 2018	997	↓
Quarter ending December 2018	990	→
Quarter ending March 2019	1,012	↑
Variance since March 2018	(2.9%)	↓



ACTIVITY



Month	Adjusted Scheduled Activity (UDA)	
	2018	2019
April	68	44
May	218	162
June	470	361
July	689	553
August	867	553
September	982	873
October	1,111	1,033
November	1,327	1,203
December	1,444	1,358
January	1,695	1,636
February	1,924	1,858
March	2,126	2,167
April	2,227	
May	2,246	
June	2,246	

QUALITY

	Quantity	Base Number	Contract	AT	Region	England
% of FP17s for the same patient ID Re-attending within 3 months - Children	1	170	0.6%	10.3%	11.9%	11.8%
% of FP17s for the same patient ID Re-attending within 3 months - Adults	10	973	1.0%	15.6%	16.9%	15.7%
% of FP17s for the same patient ID Re-attending between 3 & 9 months - Children	65	170	38.2%	49.3%	48.9%	58.9%
% of FP17s for the same patient ID Re-attending between 3 & 9 months - Adults	577	973	59.3%	38.6%	38.9%	50.8%
% of FP17s for Band 1 Urgent Courses	61	1,091	5.6%	10.3%	10.7%	9.1%
% of FP17s Relating to Free Repair or Replacements	0	1,091	0.0%	0.6%	0.5%	0.8%
% of FP17s Relating to Continuations	0	1,091	0.0%	0.9%	0.7%	0.9%
% of Patients satisfied with the dentistry they have received	0	0	N/A	90.5%	89.1%	92.5%
% of Patients satisfied with the time they had to wait for an appointment	0	0	N/A	86.3%	83.1%	87.0%

* This is based on patients treated on this contract for their most recent course of treatment.

Figures in italics indicate the base number of FP17s or Patient Questionnaire responses are less than 100. N/A is shown where the base number of responses is less than 10 during the period. % is calculated as Quantity/Base number*100

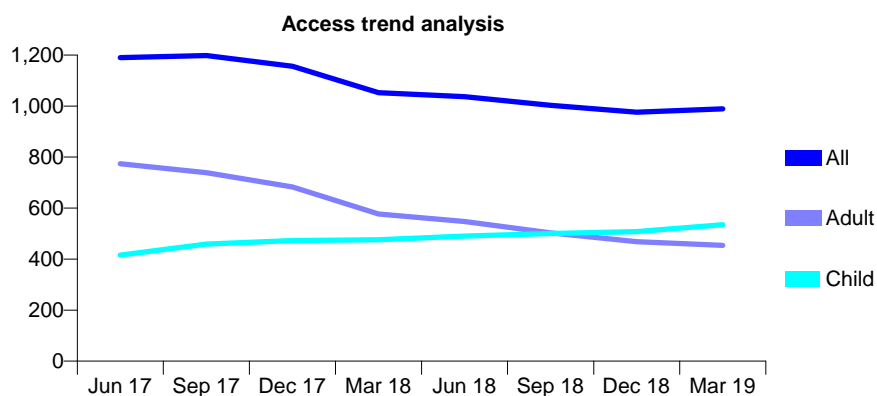
Q63 - Vital Signs At a Glance Contract Report for 198544/0001 - March 2019

Name or company name	Dr Zuleyha Cetinkaya DUZGUNOGLU
Contract type name	GDS Contract
Purpose of contract	General
Contract start date	01/06/2014
Contract end date	

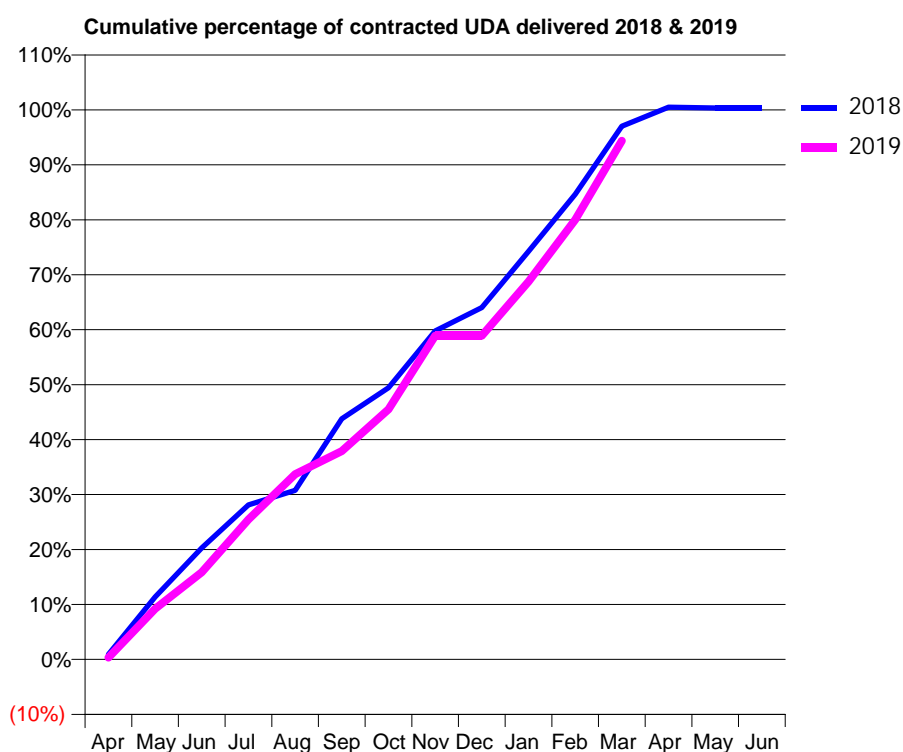
18/19 Contracted general activity (UDA)	2,200
Carry forward general activity (UDA)	-7
18/19 Contracted orthodontic activity (UOA)	0
Carry forward orthodontic activity (UOA)	0
Baseline contract value	£72,015.90

ACCESS*

Patients seen in 24 months	Total	Change since previous quarter
Quarter ending March 2018	1,053	
Quarter ending June 2018	1,037	↓
Quarter ending September 2018	1,003	↓
Quarter ending December 2018	976	↓
Quarter ending March 2019	989	→
Variance since March 2018	(6.1%)	↓



ACTIVITY



Month	Adjusted Scheduled Activity (UDA)	
	2018	2019
April	20	7
May	250	202
June	447	349
July	618	560
August	677	742
September	963	833
October	1,088	1,001
November	1,315	1,296
December	1,409	1,296
January	1,634	1,512
February	1,862	1,761
March	2,134	2,076
April	2,210	
May	2,207	
June	2,207	

QUALITY

	Quantity	Base Number	Contract	AT	Region	England
% of FP17s for the same patient ID Re-attending within 3 months - Children	40	741	5.4%	10.3%	11.9%	11.8%
% of FP17s for the same patient ID Re-attending within 3 months - Adults	48	546	8.8%	15.6%	16.9%	15.7%
% of FP17s for the same patient ID Re-attending between 3 & 9 months - Children	420	741	56.7%	49.3%	48.9%	58.9%
% of FP17s for the same patient ID Re-attending between 3 & 9 months - Adults	262	546	48.0%	38.6%	38.9%	50.8%
% of FP17s for Band 1 Urgent Courses	74	1,241	6.0%	10.3%	10.7%	9.1%
% of FP17s Relating to Free Repair or Replacements	3	1,241	0.2%	0.6%	0.5%	0.8%
% of FP17s Relating to Continuations	5	1,241	0.4%	0.9%	0.7%	0.9%
% of Patients satisfied with the dentistry they have received	1	1	N/A	90.5%	89.1%	92.5%
% of Patients satisfied with the time they had to wait for an appointment	1	1	N/A	86.3%	83.1%	87.0%

* This is based on patients treated on this contract for their most recent course of treatment. Figures in italics indicate the base number of FP17s or Patient Questionnaire responses are less than 100. N/A is shown where the base number of responses is less than 10 during the period. % is calculated as Quantity/Base number*100

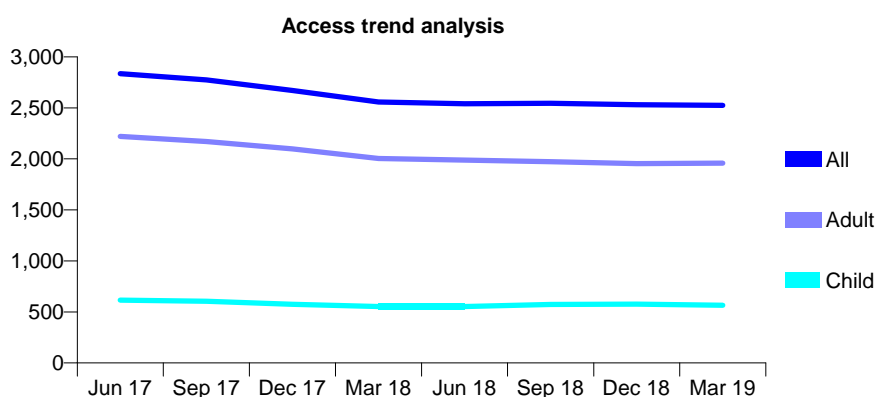
Q63 - Vital Signs At a Glance Contract Report for 198897/0001 - March 2019

Name or company name	Dr D Patel and Dr K Patel
Contract type name	GDS Contract
Purpose of contract	General
Contract start date	01/11/2013
Contract end date	

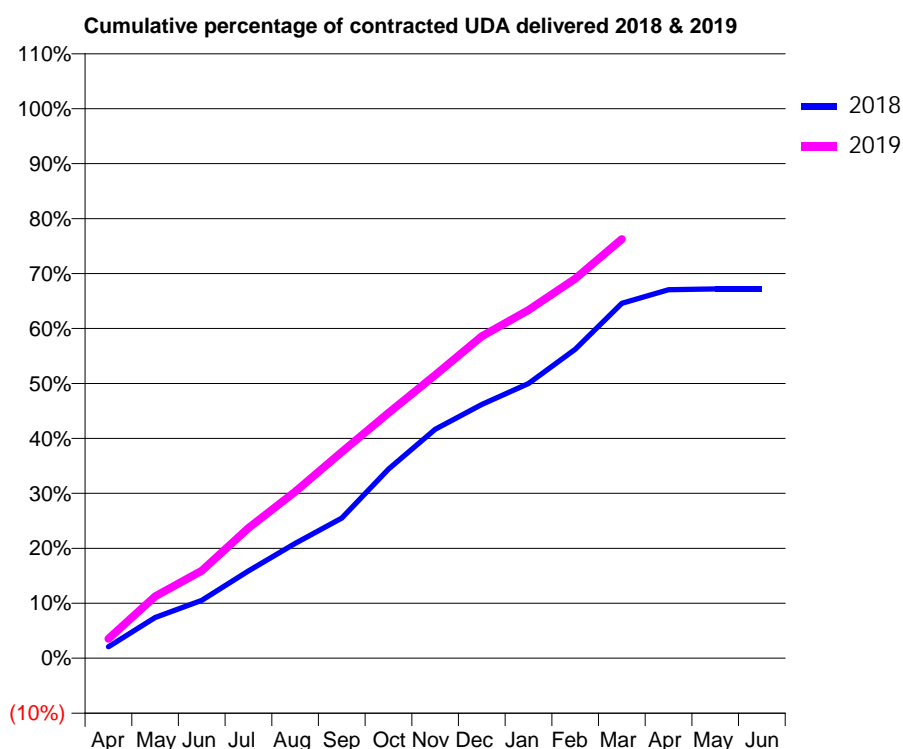
18/19 Contracted general activity (UDA)	13,000
Carry forward general activity (UDA)	0
18/19 Contracted orthodontic activity (UOA)	0
Carry forward orthodontic activity (UOA)	0
Baseline contract value	£338,661.14

ACCESS*

Patients seen in 24 months	Total	Change since previous quarter
Quarter ending March 2018	2,557	
Quarter ending June 2018	2,541	→
Quarter ending September 2018	2,545	→
Quarter ending December 2018	2,531	→
Quarter ending March 2019	2,525	→
Variance since March 2018	(1.3%)	↓



ACTIVITY



Adjusted Scheduled Activity (UDA)		
Month	2018	2019
April	271	459
May	963	1,466
June	1,372	2,072
July	2,066	3,081
August	2,719	3,938
September	3,315	4,880
October	4,474	5,802
November	5,417	6,699
December	6,003	7,618
January	6,500	8,236
February	7,308	8,981
March	8,397	9,915
April	8,719	
May	8,735	
June	8,735	

QUALITY

	Quantity	Base Number	Contract	AT	Region	England
% of FP17s for the same patient ID Re-attending within 3 months - Children	55	680	8.1%	10.3%	11.9%	11.8%
% of FP17s for the same patient ID Re-attending within 3 months - Adults	391	2,092	18.7%	15.6%	16.9%	15.7%
% of FP17s for the same patient ID Re-attending between 3 & 9 months - Children	245	680	36.0%	49.3%	48.9%	58.9%
% of FP17s for the same patient ID Re-attending between 3 & 9 months - Adults	680	2,092	32.5%	38.6%	38.9%	50.8%
% of FP17s for Band 1 Urgent Courses	234	2,678	8.7%	10.3%	10.7%	9.1%
% of FP17s Relating to Free Repair or Replacements	32	2,678	1.2%	0.6%	0.5%	0.8%
% of FP17s Relating to Continuations	143	2,678	5.3%	0.9%	0.7%	0.9%
% of Patients satisfied with the dentistry they have received	0	1	N/A	90.5%	89.1%	92.5%
% of Patients satisfied with the time they had to wait for an appointment	0	1	N/A	86.3%	83.1%	87.0%

* This is based on patients treated on this contract for their most recent course of treatment. Figures in italics indicate the base number of FP17s or Patient Questionnaire responses are less than 100. N/A is shown where the base number of responses is less than 10 during the period. % is calculated as Quantity/Base number*100

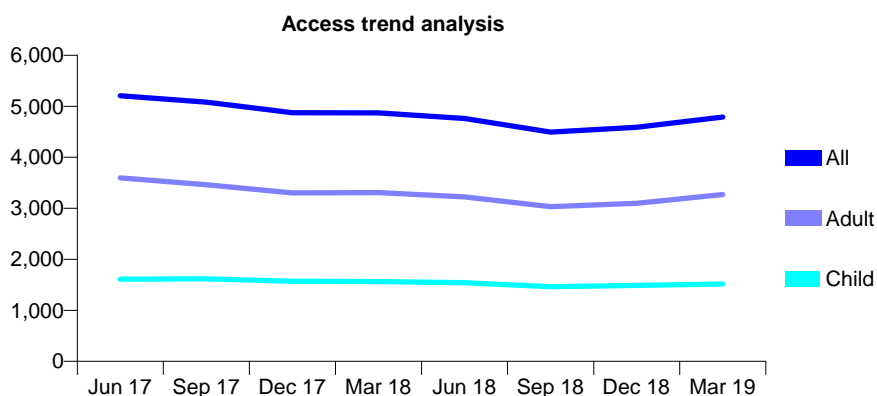
Q63 - Vital Signs At a Glance Contract Report for 198943/0001 - March 2019

Name or company name	P S Photay & Associates
Contract type name	GDS Contract
Purpose of contract	General
Contract start date	01/10/2013
Contract end date	

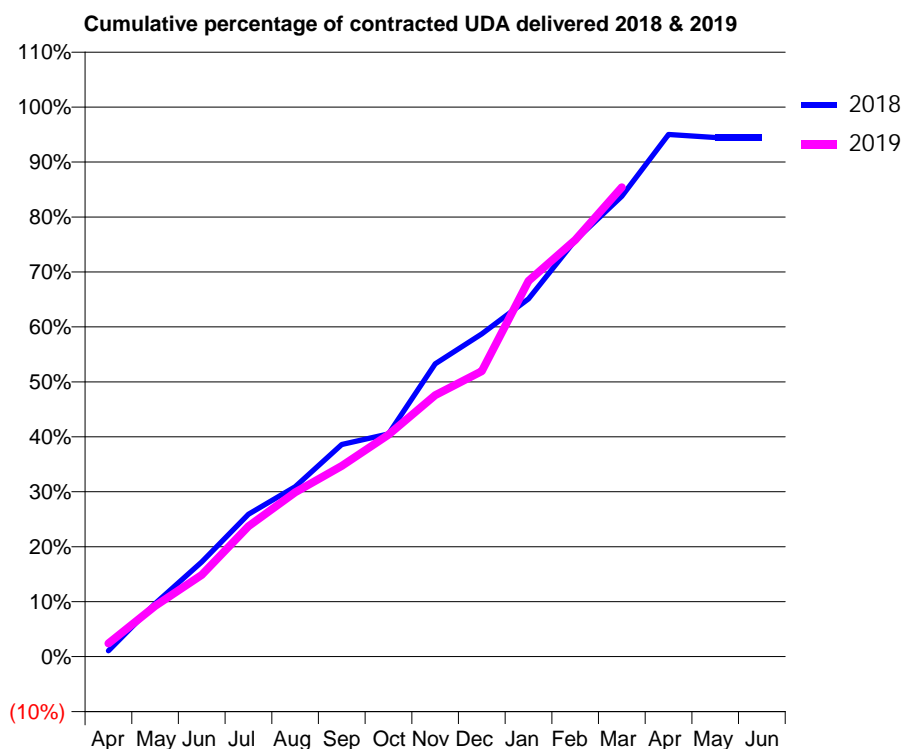
18/19 Contracted general activity (UDA)	16,824
Carry forward general activity (UDA)	0
18/19 Contracted orthodontic activity (UOA)	0
Carry forward orthodontic activity (UOA)	0
Baseline contract value	£442,356.43

ACCESS*

Patients seen in 24 months	Total	Change since previous quarter
Quarter ending March 2018	4,873	
Quarter ending June 2018	4,762	↓
Quarter ending September 2018	4,495	↓
Quarter ending December 2018	4,589	↑
Quarter ending March 2019	4,789	↑
Variance since March 2018	(1.7%)	↓



ACTIVITY



Month	Adjusted Scheduled Activity (UDA)	
	2018	2019
April	178	405
May	1,626	1,549
June	2,902	2,502
July	4,359	3,989
August	5,200	5,031
September	6,492	5,834
October	6,815	6,796
November	8,963	8,003
December	9,877	8,738
January	10,951	11,504
February	12,747	12,755
March	14,090	14,369
April	15,984	
May	15,891	
June	15,890	

QUALITY

	Quantity	Base Number	Contract	AT	Region	England
% of FP17s for the same patient ID Re-attending within 3 months - Children	140	1,688	8.3%	10.3%	11.9%	11.8%
% of FP17s for the same patient ID Re-attending within 3 months - Adults	564	3,344	16.9%	15.6%	16.9%	15.7%
% of FP17s for the same patient ID Re-attending between 3 & 9 months - Children	662	1,688	39.2%	49.3%	48.9%	58.9%
% of FP17s for the same patient ID Re-attending between 3 & 9 months - Adults	901	3,344	26.9%	38.6%	38.9%	50.8%
% of FP17s for Band 1 Urgent Courses	727	4,625	15.7%	10.3%	10.7%	9.1%
% of FP17s Relating to Free Repair or Replacements	7	4,625	0.2%	0.6%	0.5%	0.8%
% of FP17s Relating to Continuations	75	4,625	1.6%	0.9%	0.7%	0.9%
% of Patients satisfied with the dentistry they have received	0	0	N/A	90.5%	89.1%	92.5%
% of Patients satisfied with the time they had to wait for an appointment	0	0	N/A	86.3%	83.1%	87.0%

* This is based on patients treated on this contract for their most recent course of treatment. Figures in italics indicate the base number of FP17s or Patient Questionnaire responses are less than 100. N/A is shown where the base number of responses is less than 10 during the period. % is calculated as Quantity/Base number*100

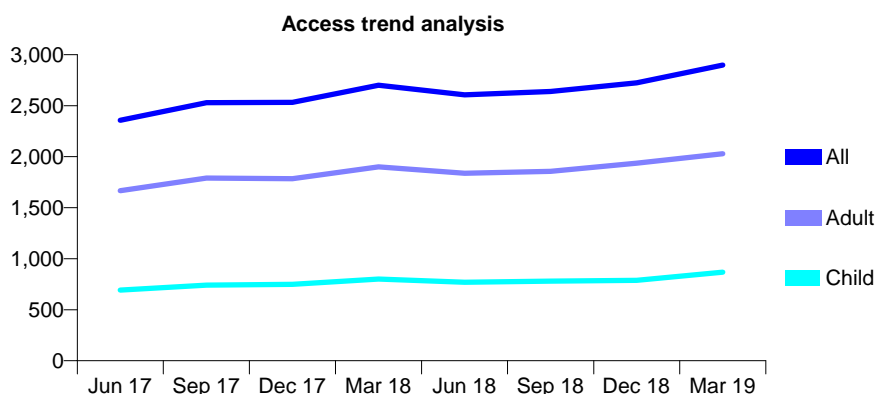
Q63 - Vital Signs At a Glance Contract Report for 198943/0002 - March 2019

Name or company name	P S Photay & Associates
Contract type name	GDS Contract
Purpose of contract	General
Contract start date	01/10/2013
Contract end date	

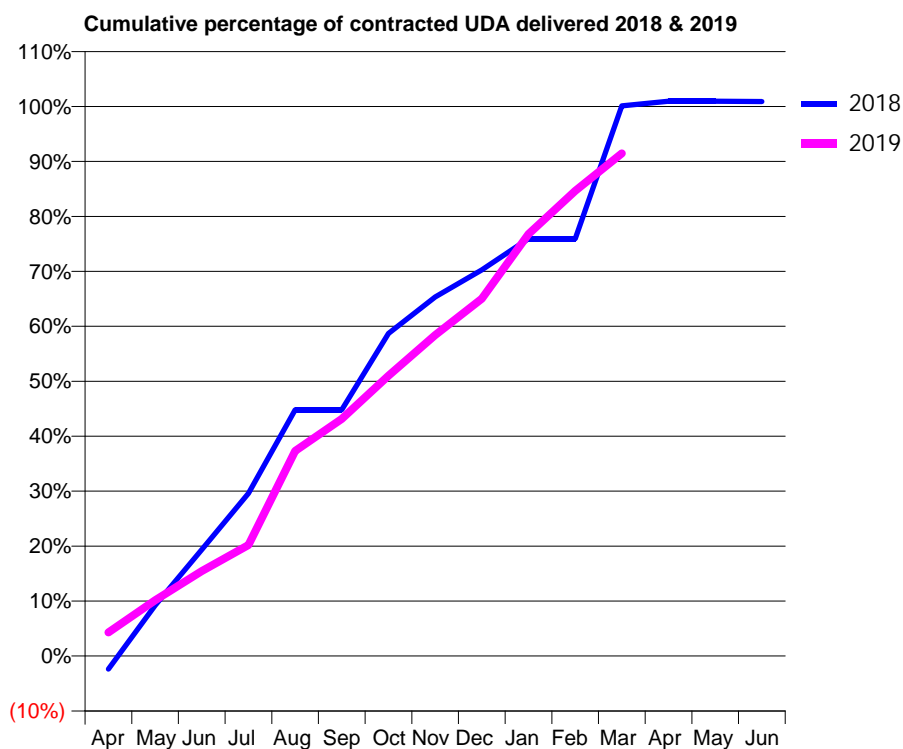
18/19 Contracted general activity (UDA)	8,520
Carry forward general activity (UDA)	-77
18/19 Contracted orthodontic activity (UOA)	0
Carry forward orthodontic activity (UOA)	0
Baseline contract value	£225,137.94

ACCESS*

Patients seen in 24 months	Total	Change since previous quarter
Quarter ending March 2018	2,700	
Quarter ending June 2018	2,606	↓
Quarter ending September 2018	2,638	→
Quarter ending December 2018	2,723	↑
Quarter ending March 2019	2,898	↑
Variance since March 2018	7.3%	↑



ACTIVITY



Month	Adjusted Scheduled Activity (UDA)	
	2018	2019
April	-204	367
May	788	866
June	1,650	1,316
July	2,521	1,721
August	3,819	3,180
September	3,819	3,675
October	4,999	4,345
November	5,567	4,976
December	5,987	5,540
January	6,469	6,540
February	6,469	7,212
March	8,530	7,791
April	8,600	
May	8,600	
June	8,597	

QUALITY

	Quantity	Base Number	Contract	AT	Region	England
% of FP17s for the same patient ID Re-attending within 3 months - Children	38	812	4.7%	10.3%	11.9%	11.8%
% of FP17s for the same patient ID Re-attending within 3 months - Adults	134	1,600	8.4%	15.6%	16.9%	15.7%
% of FP17s for the same patient ID Re-attending between 3 & 9 months - Children	298	812	36.7%	49.3%	48.9%	58.9%
% of FP17s for the same patient ID Re-attending between 3 & 9 months - Adults	377	1,600	23.6%	38.6%	38.9%	50.8%
% of FP17s for Band 1 Urgent Courses	375	2,370	15.8%	10.3%	10.7%	9.1%
% of FP17s Relating to Free Repair or Replacements	0	2,370	0.0%	0.6%	0.5%	0.8%
% of FP17s Relating to Continuations	16	2,370	0.7%	0.9%	0.7%	0.9%
% of Patients satisfied with the dentistry they have received	0	0	N/A	90.5%	89.1%	92.5%
% of Patients satisfied with the time they had to wait for an appointment	0	0	N/A	86.3%	83.1%	87.0%

* This is based on patients treated on this contract for their most recent course of treatment. Figures in italics indicate the base number of FP17s or Patient Questionnaire responses are less than 100. N/A is shown where the base number of responses is less than 10 during the period. % is calculated as Quantity/Base number*100

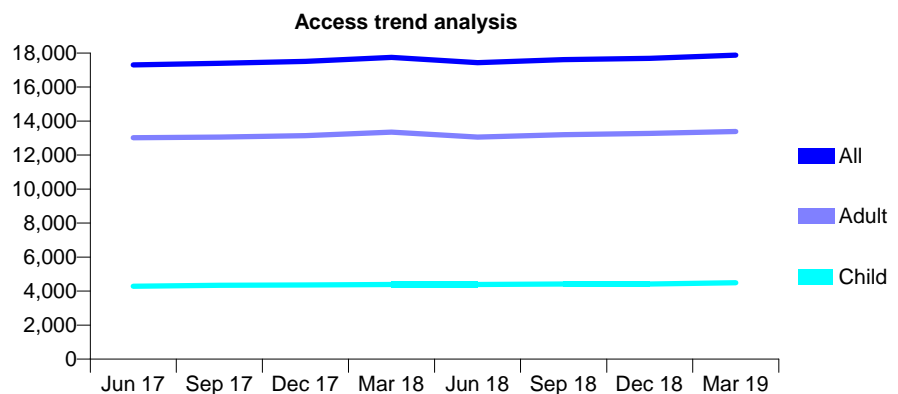
Q63 - Vital Signs At a Glance Contract Report for 199214/0001 - March 2019

Name or company name	L. Ziman & Associates
Contract type name	GDS Contract
Purpose of contract	General
Contract start date	01/04/2013
Contract end date	

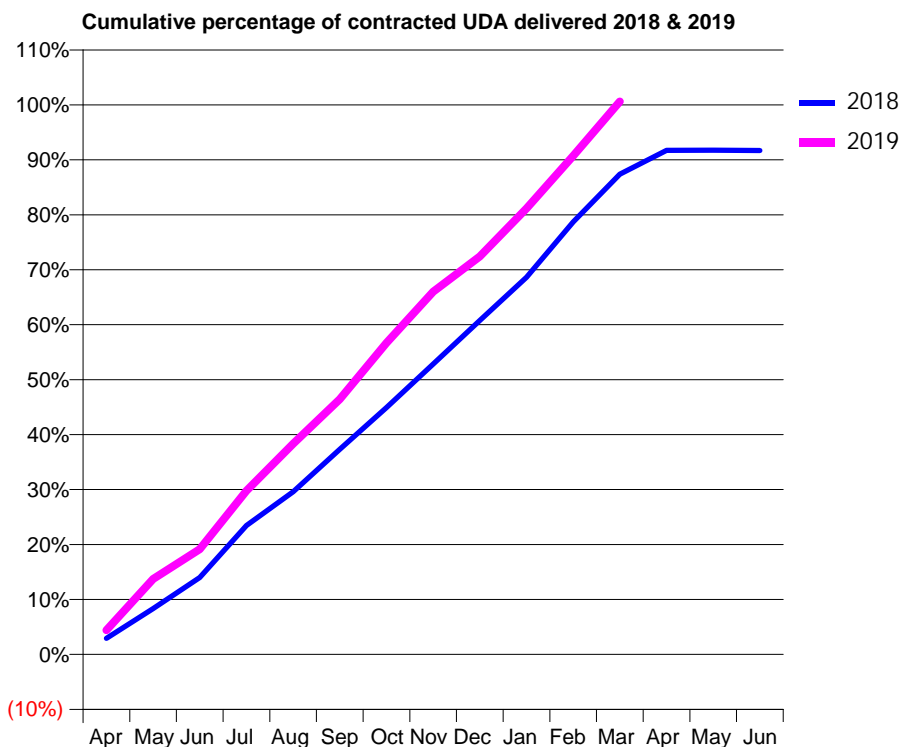
18/19 Contracted general activity (UDA)	47,912
Carry forward general activity (UDA)	0
18/19 Contracted orthodontic activity (UOA)	0
Carry forward orthodontic activity (UOA)	0
Baseline contract value	£1,355,719.86

ACCESS*

Patients seen in 24 months	Total	Change since previous quarter
Quarter ending March 2018	17,743	
Quarter ending June 2018	17,442	↓
Quarter ending September 2018	17,614	→
Quarter ending December 2018	17,690	→
Quarter ending March 2019	17,880	→
Variance since March 2018	0.8%	→



ACTIVITY



Month	Adjusted Scheduled Activity (UDA)	
	2018	2019
April	1,401	2,120
May	4,000	6,584
June	6,698	9,175
July	11,239	14,267
August	14,192	18,363
September	17,878	22,252
October	21,529	27,166
November	25,316	31,625
December	29,117	34,702
January	32,889	38,889
February	37,715	43,463
March	41,860	48,193
April	43,943	
May	43,951	
June	43,937	

QUALITY

	Quantity	Base Number	Contract	AT	Region	England
% of FP17s for the same patient ID Re-attending within 3 months - Children	457	6,465	7.1%	10.3%	11.9%	11.8%
% of FP17s for the same patient ID Re-attending within 3 months - Adults	2,202	15,601	14.1%	15.6%	16.9%	15.7%
% of FP17s for the same patient ID Re-attending between 3 & 9 months - Children	3,703	6,465	57.3%	49.3%	48.9%	58.9%
% of FP17s for the same patient ID Re-attending between 3 & 9 months - Adults	6,265	15,601	40.2%	38.6%	38.9%	50.8%
% of FP17s for Band 1 Urgent Courses	2,128	21,144	10.1%	10.3%	10.7%	9.1%
% of FP17s Relating to Free Repair or Replacements	215	21,144	1.0%	0.6%	0.5%	0.8%
% of FP17s Relating to Continuations	146	21,144	0.7%	0.9%	0.7%	0.9%
% of Patients satisfied with the dentistry they have received	2	2	N/A	90.5%	89.1%	92.5%
% of Patients satisfied with the time they had to wait for an appointment	2	2	N/A	86.3%	83.1%	87.0%

* This is based on patients treated on this contract for their most recent course of treatment. Figures in italics indicate the base number of FP17s or Patient Questionnaire responses are less than 100. N/A is shown where the base number of responses is less than 10 during the period. % is calculated as Quantity/Base number*100

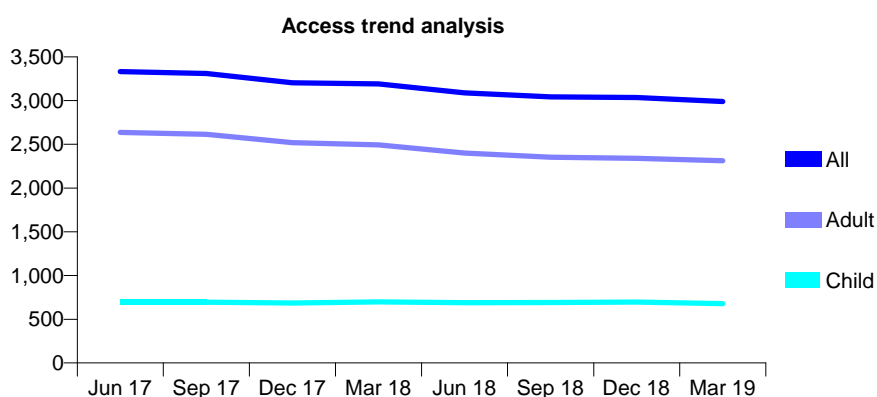
Q63 - Vital Signs At a Glance Contract Report for 199249/0001 - March 2019

Name or company name	Maxident Limited
Contract type name	GDS Contract
Purpose of contract	General
Contract start date	01/03/2011
Contract end date	

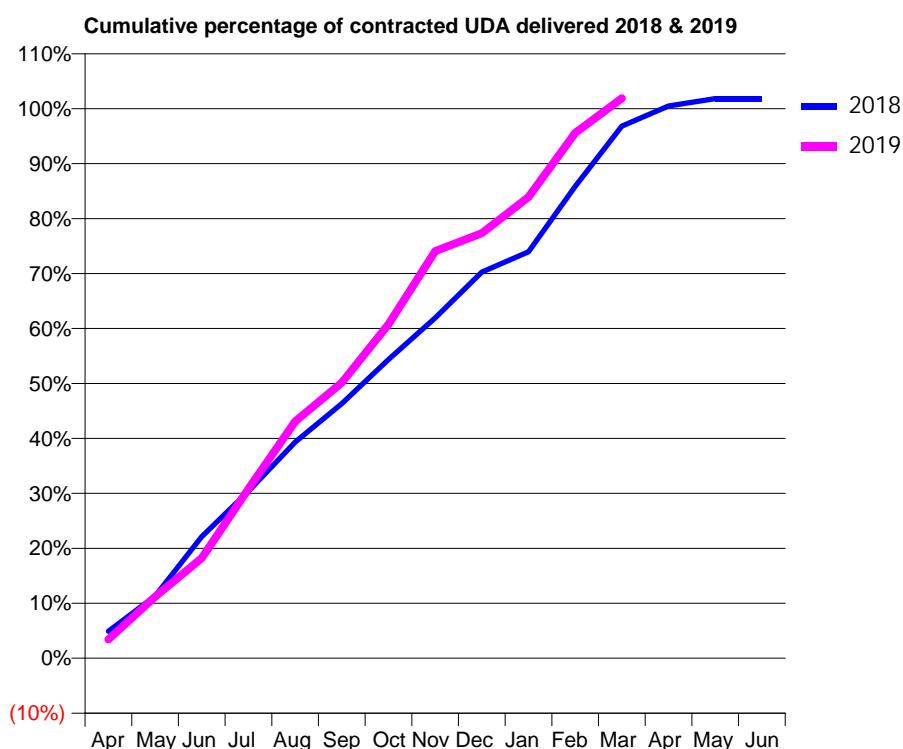
18/19 Contracted general activity (UDA)	9,489
Carry forward general activity (UDA)	-174
18/19 Contracted orthodontic activity (UOA)	0
Carry forward orthodontic activity (UOA)	0
Baseline contract value	£274,904.49

ACCESS*

Patients seen in 24 months	Total	Change since previous quarter
Quarter ending March 2018	3,191	
Quarter ending June 2018	3,088	↓
Quarter ending September 2018	3,042	↓
Quarter ending December 2018	3,036	→
Quarter ending March 2019	2,990	↓
Variance since March 2018	(6.3%)	↓



ACTIVITY



Month	2018	2019
April	467	325
May	1,074	1,063
June	2,100	1,728
July	2,884	2,925
August	3,732	4,088
September	4,394	4,757
October	5,159	5,767
November	5,874	7,030
December	6,668	7,336
January	7,018	7,963
February	8,148	9,072
March	9,188	9,667
April	9,534	
May	9,663	
June	9,663	

QUALITY

	Quantity	Base Number	Contract	AT	Region	England
% of FP17s for the same patient ID Re-attending within 3 months - Children	56	672	8.3%	10.3%	11.9%	11.8%
% of FP17s for the same patient ID Re-attending within 3 months - Adults	435	2,283	19.1%	15.6%	16.9%	15.7%
% of FP17s for the same patient ID Re-attending between 3 & 9 months - Children	196	672	29.2%	49.3%	48.9%	58.9%
% of FP17s for the same patient ID Re-attending between 3 & 9 months - Adults	463	2,283	20.3%	38.6%	38.9%	50.8%
% of FP17s for Band 1 Urgent Courses	496	2,869	17.3%	10.3%	10.7%	9.1%
% of FP17s Relating to Free Repair or Replacements	0	2,869	0.0%	0.6%	0.5%	0.8%
% of FP17s Relating to Continuations	0	2,869	0.0%	0.9%	0.7%	0.9%
% of Patients satisfied with the dentistry they have received	2	2	N/A	90.5%	89.1%	92.5%
% of Patients satisfied with the time they had to wait for an appointment	2	2	N/A	86.3%	83.1%	87.0%

* This is based on patients treated on this contract for their most recent course of treatment. Figures in italics indicate the base number of FP17s or Patient Questionnaire responses are less than 100. N/A is shown where the base number of responses is less than 10 during the period. % is calculated as Quantity/Base number*100

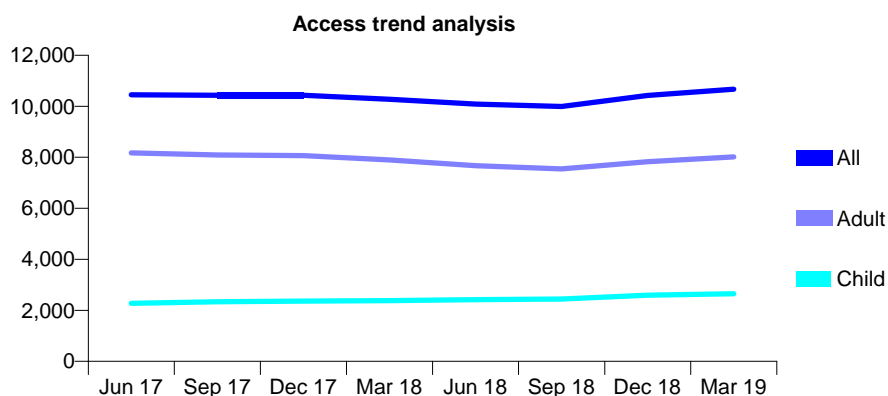
Q63 - Vital Signs At a Glance Contract Report for 199443/0001 - March 2019

Name or company name	Namta Ltd
Contract type name	GDS Contract
Purpose of contract	General
Contract start date	01/04/2011
Contract end date	

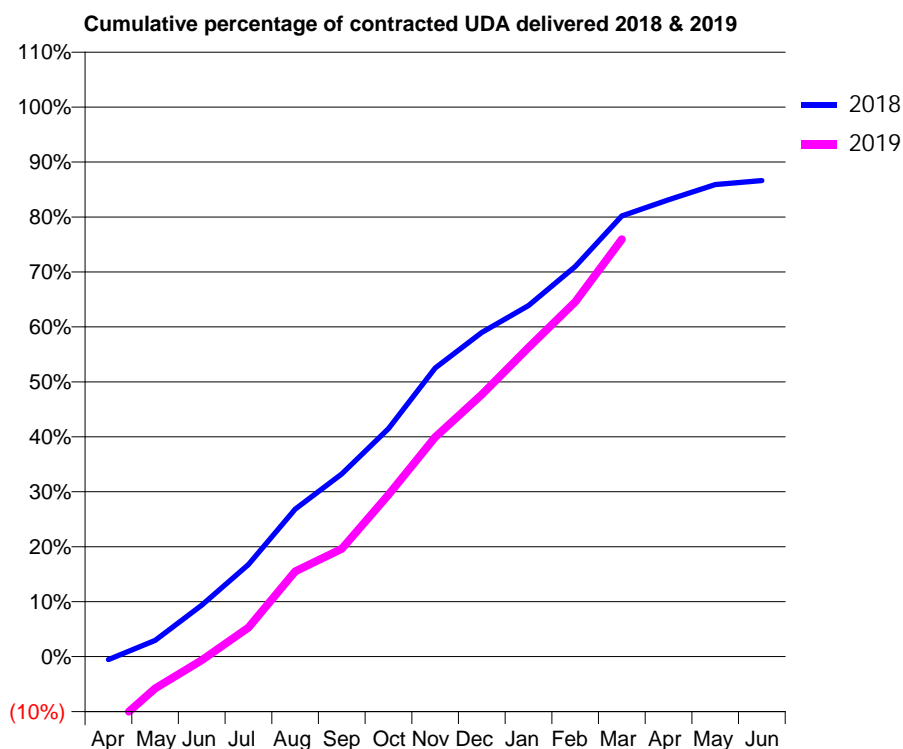
18/19 Contracted general activity (UDA)	26,885
Carry forward general activity (UDA)	3,599
18/19 Contracted orthodontic activity (UOA)	0
Carry forward orthodontic activity (UOA)	0
Baseline contract value	£731,237.21

ACCESS*

Patients seen in 24 months	Total	Change since previous quarter
Quarter ending March 2018	10,279	
Quarter ending June 2018	10,084	↓
Quarter ending September 2018	9,991	→
Quarter ending December 2018	10,425	↑
Quarter ending March 2019	10,667	↑
Variance since March 2018	3.8%	↑



ACTIVITY



Month	Adjusted Scheduled Activity (UDA)	
	2018	2019
April	-155	-3,593
May	802	-1,556
June	2,516	-178
July	4,502	1,419
August	7,211	4,170
September	8,932	5,273
October	11,152	7,914
November	14,121	10,743
December	15,857	12,823
January	17,176	15,124
February	19,089	17,354
March	21,557	20,420
April	22,347	
May	23,090	
June	23,286	

QUALITY

	Quantity	Base Number	Contract	AT	Region	England
% of FP17s for the same patient ID Re-attending within 3 months - Children	260	3,505	7.4%	10.3%	11.9%	11.8%
% of FP17s for the same patient ID Re-attending within 3 months - Adults	1,253	8,914	14.1%	15.6%	16.9%	15.7%
% of FP17s for the same patient ID Re-attending between 3 & 9 months - Children	1,388	3,505	39.6%	49.3%	48.9%	58.9%
% of FP17s for the same patient ID Re-attending between 3 & 9 months - Adults	2,996	8,914	33.6%	38.6%	38.9%	50.8%
% of FP17s for Band 1 Urgent Courses	1,224	11,821	10.4%	10.3%	10.7%	9.1%
% of FP17s Relating to Free Repair or Replacements	62	11,821	0.5%	0.6%	0.5%	0.8%
% of FP17s Relating to Continuations	28	11,821	0.2%	0.9%	0.7%	0.9%
% of Patients satisfied with the dentistry they have received	3	3	N/A	90.5%	89.1%	92.5%
% of Patients satisfied with the time they had to wait for an appointment	2	3	N/A	86.3%	83.1%	87.0%

* This is based on patients treated on this contract for their most recent course of treatment. Figures in italics indicate the base number of FP17s or Patient Questionnaire responses are less than 100. N/A is shown where the base number of responses is less than 10 during the period. % is calculated as Quantity/Base number*100

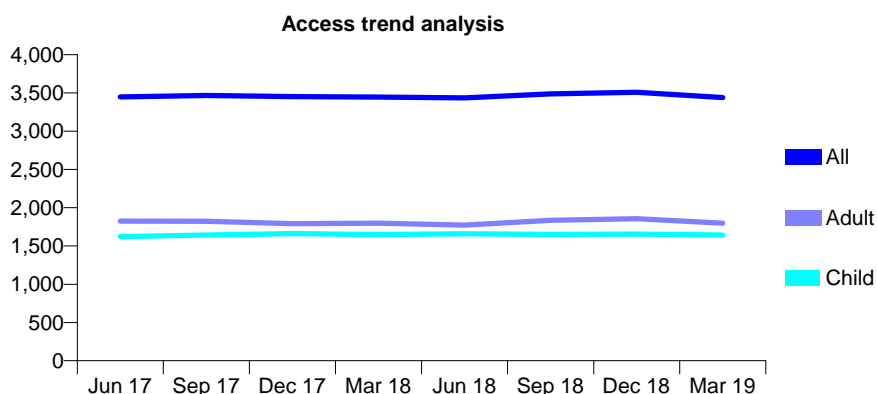
Q63 - Vital Signs At a Glance Contract Report for 199826/0001 - March 2019

Name or company name	FEARNS LIMITED
Contract type name	GDS Contract
Purpose of contract	General
Contract start date	01/03/2009
Contract end date	

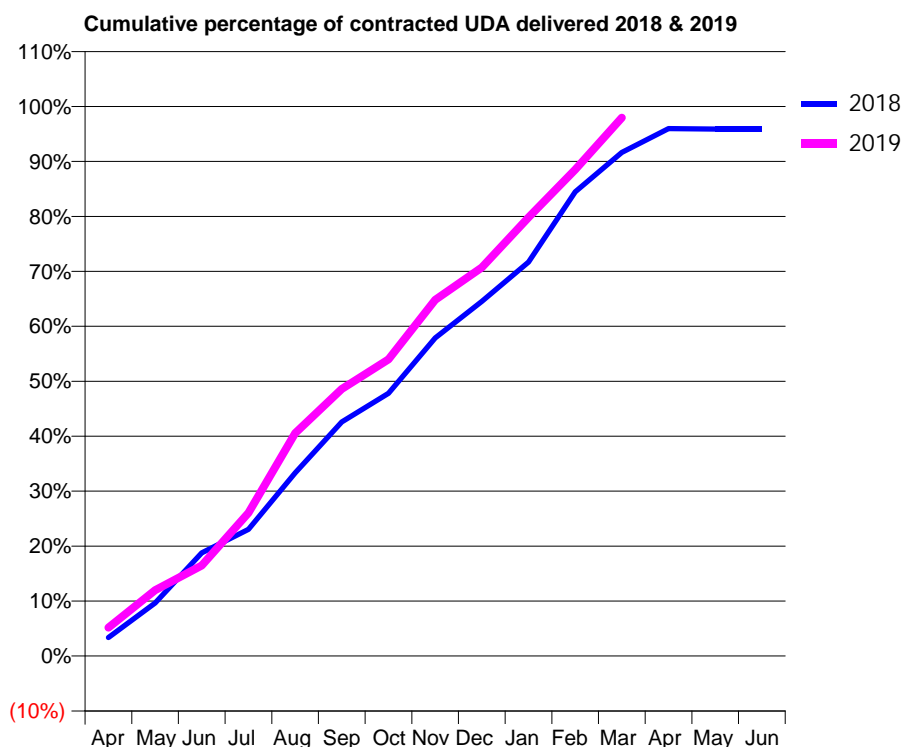
18/19 Contracted general activity (UDA)	6,400
Carry forward general activity (UDA)	0
18/19 Contracted orthodontic activity (UOA)	0
Carry forward orthodontic activity (UOA)	0
Baseline contract value	£153,290.11

ACCESS*

Patients seen in 24 months	Total	Change since previous quarter
Quarter ending March 2018	3,447	
Quarter ending June 2018	3,434	→
Quarter ending September 2018	3,489	→
Quarter ending December 2018	3,510	→
Quarter ending March 2019	3,439	↓
Variance since March 2018	(0.2%)	→



ACTIVITY



Month	Adjusted Scheduled Activity (UDA)	
	2018	2019
April	215	332
May	619	768
June	1,202	1,054
July	1,476	1,668
August	2,134	2,596
September	2,727	3,111
October	3,061	3,455
November	3,705	4,147
December	4,129	4,526
January	4,587	5,107
February	5,406	5,664
March	5,864	6,269
April	6,142	
May	6,138	
June	6,138	

QUALITY

	Quantity	Base Number	Contract	AT	Region	England
% of FP17s for the same patient ID Re-attending within 3 months - Children	107	2,702	4.0%	10.3%	11.9%	11.8%
% of FP17s for the same patient ID Re-attending within 3 months - Adults	214	1,894	11.3%	15.6%	16.9%	15.7%
% of FP17s for the same patient ID Re-attending between 3 & 9 months - Children	1,942	2,702	71.9%	49.3%	48.9%	58.9%
% of FP17s for the same patient ID Re-attending between 3 & 9 months - Adults	921	1,894	48.6%	38.6%	38.9%	50.8%
% of FP17s for Band 1 Urgent Courses	140	3,403	4.1%	10.3%	10.7%	9.1%
% of FP17s Relating to Free Repair or Replacements	5	3,403	0.1%	0.6%	0.5%	0.8%
% of FP17s Relating to Continuations	4	3,403	0.1%	0.9%	0.7%	0.9%
% of Patients satisfied with the dentistry they have received	1	1	N/A	90.5%	89.1%	92.5%
% of Patients satisfied with the time they had to wait for an appointment	1	1	N/A	86.3%	83.1%	87.0%

* This is based on patients treated on this contract for their most recent course of treatment. Figures in italics indicate the base number of FP17s or Patient Questionnaire responses are less than 100. N/A is shown where the base number of responses is less than 10 during the period. % is calculated as Quantity/Base number*100

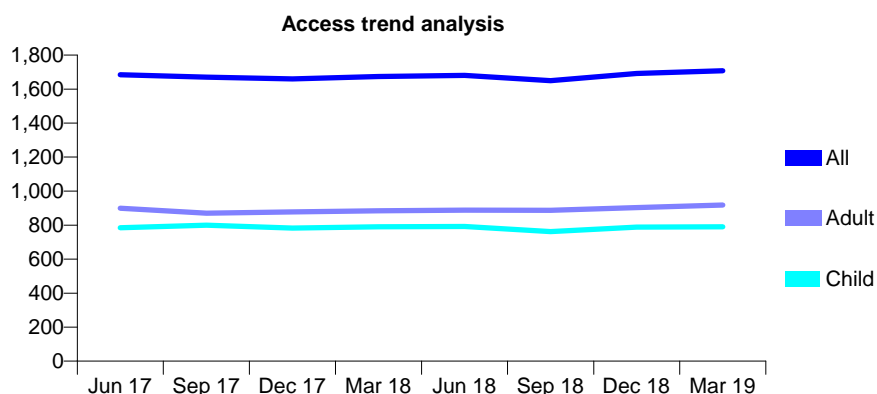
Q63 - Vital Signs At a Glance Contract Report for 204307/0002 - March 2019

Name or company name	MR RN SILVERSTONE
Contract type name	GDS Contract
Purpose of contract	General
Contract start date	16/12/2013
Contract end date	

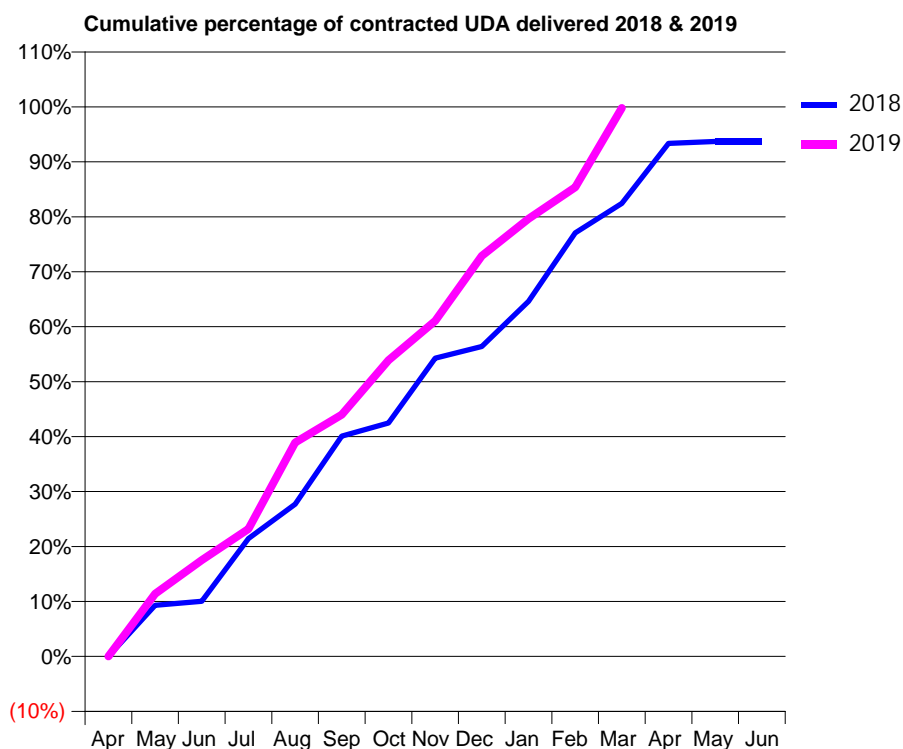
18/19 Contracted general activity (UDA)	7,500
Carry forward general activity (UDA)	0
18/19 Contracted orthodontic activity (UOA)	0
Carry forward orthodontic activity (UOA)	0
Baseline contract value	£273,683.97

ACCESS*

Patients seen in 24 months	Total	Change since previous quarter
Quarter ending March 2018	1,674	
Quarter ending June 2018	1,680	→
Quarter ending September 2018	1,649	↓
Quarter ending December 2018	1,692	↑
Quarter ending March 2019	1,708	→
Variance since March 2018	2.0%	↑



ACTIVITY



Month	Adjusted Scheduled Activity (UDA)	
	2018	2019
April	0	0
May	699	857
June	752	1,315
July	1,610	1,739
August	2,077	2,921
September	3,007	3,298
October	3,185	4,041
November	4,071	4,580
December	4,230	5,467
January	4,845	5,973
February	5,782	6,402
March	6,181	7,483
April	7,000	
May	7,028	
June	7,028	

QUALITY

	Quantity	Base Number	Contract	AT	Region	England
% of FP17s for the same patient ID Re-attending within 3 months - Children	113	1,199	9.4%	10.3%	11.9%	11.8%
% of FP17s for the same patient ID Re-attending within 3 months - Adults	366	1,361	26.9%	15.6%	16.9%	15.7%
% of FP17s for the same patient ID Re-attending between 3 & 9 months - Children	613	1,199	51.1%	49.3%	48.9%	58.9%
% of FP17s for the same patient ID Re-attending between 3 & 9 months - Adults	535	1,361	39.3%	38.6%	38.9%	50.8%
% of FP17s for Band 1 Urgent Courses	245	2,334	10.5%	10.3%	10.7%	9.1%
% of FP17s Relating to Free Repair or Replacements	66	2,334	2.8%	0.6%	0.5%	0.8%
% of FP17s Relating to Continuations	66	2,334	2.8%	0.9%	0.7%	0.9%
% of Patients satisfied with the dentistry they have received	1	1	N/A	90.5%	89.1%	92.5%
% of Patients satisfied with the time they had to wait for an appointment	1	1	N/A	86.3%	83.1%	87.0%

* This is based on patients treated on this contract for their most recent course of treatment. Figures in italics indicate the base number of FP17s or Patient Questionnaire responses are less than 100. N/A is shown where the base number of responses is less than 10 during the period. % is calculated as Quantity/Base number*100

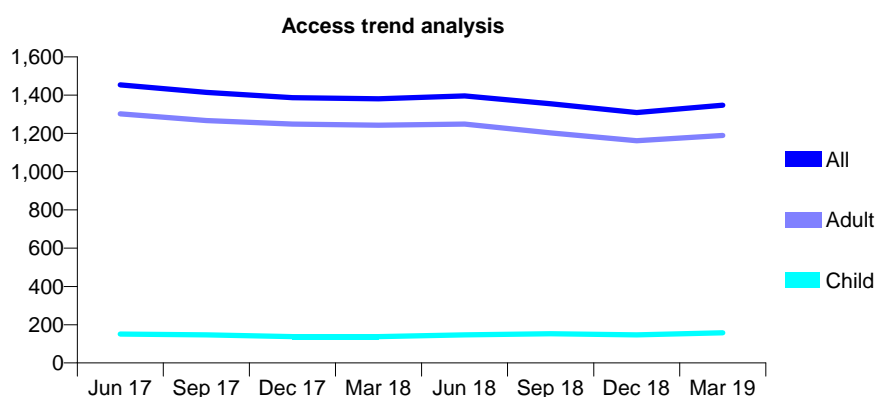
Q63 - Vital Signs At a Glance Contract Report for 206660/0002 - March 2019

Name or company name	MR HK AGYEKUM
Contract type name	GDS Contract
Purpose of contract	General
Contract start date	02/04/2011
Contract end date	

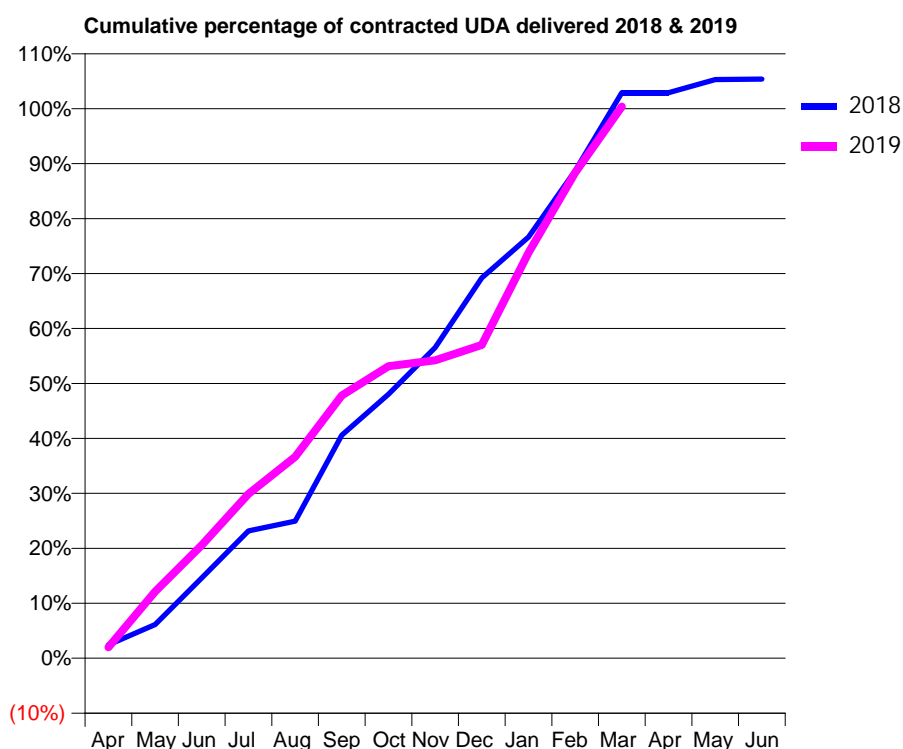
18/19 Contracted general activity (UDA)	5,840
Carry forward general activity (UDA)	-117
18/19 Contracted orthodontic activity (UOA)	0
Carry forward orthodontic activity (UOA)	0
Baseline contract value	£192,516.49

ACCESS*

Patients seen in 24 months	Total	Change since previous quarter
Quarter ending March 2018	1,381	
Quarter ending June 2018	1,396	→
Quarter ending September 2018	1,355	↓
Quarter ending December 2018	1,309	↓
Quarter ending March 2019	1,347	↑
Variance since March 2018	(2.5%)	↓



ACTIVITY



Adjusted Scheduled Activity (UDA)		
Month	2018	2019
April	143	117
May	358	710
June	854	1,203
July	1,353	1,745
August	1,457	2,140
September	2,370	2,791
October	2,805	3,102
November	3,303	3,165
December	4,041	3,330
January	4,475	4,309
February	5,182	5,160
March	6,010	5,862
April	6,010	
May	6,149	
June	6,155	

QUALITY

	Quantity	Base Number	Contract	AT	Region	England
% of FP17s for the same patient ID Re-attending within 3 months - Children	7	210	3.3%	10.3%	11.9%	11.8%
% of FP17s for the same patient ID Re-attending within 3 months - Adults	240	1,394	17.2%	15.6%	16.9%	15.7%
% of FP17s for the same patient ID Re-attending between 3 & 9 months - Children	107	210	51.0%	49.3%	48.9%	58.9%
% of FP17s for the same patient ID Re-attending between 3 & 9 months - Adults	643	1,394	46.1%	38.6%	38.9%	50.8%
% of FP17s for Band 1 Urgent Courses	136	1,536	8.9%	10.3%	10.7%	9.1%
% of FP17s Relating to Free Repair or Replacements	0	1,536	0.0%	0.6%	0.5%	0.8%
% of FP17s Relating to Continuations	0	1,536	0.0%	0.9%	0.7%	0.9%
% of Patients satisfied with the dentistry they have received	1	1	N/A	90.5%	89.1%	92.5%
% of Patients satisfied with the time they had to wait for an appointment	1	1	N/A	86.3%	83.1%	87.0%

* This is based on patients treated on this contract for their most recent course of treatment.

Figures in italics indicate the base number of FP17s or Patient Questionnaire responses are less than 100. N/A is shown where the base number of responses is less than 10 during the period. % is calculated as Quantity/Base number*100

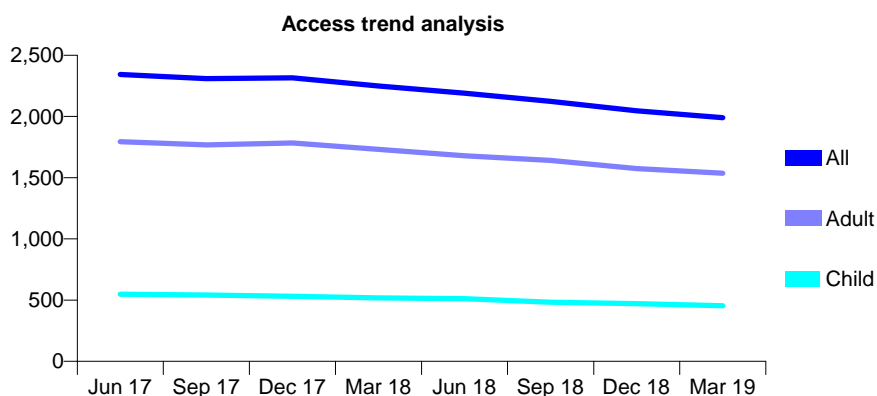
Q63 - Vital Signs At a Glance Contract Report for 213349/0001 - March 2019

Name or company name	MR GJ HUMPHRIES
Contract type name	GDS Contract
Purpose of contract	General
Contract start date	01/04/2006
Contract end date	

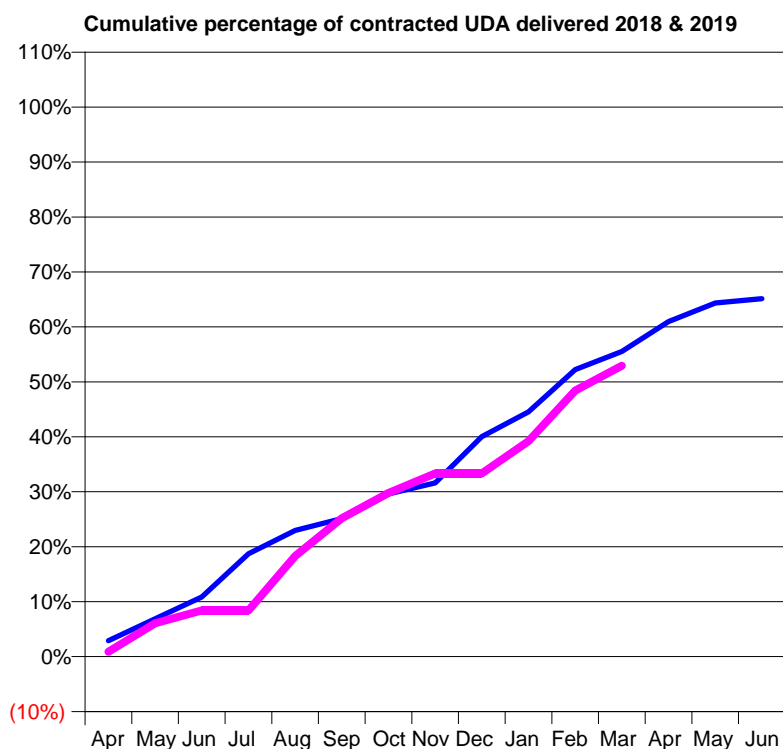
18/19 Contracted general activity (UDA)	6,029
Carry forward general activity (UDA)	0
18/19 Contracted orthodontic activity (UOA)	0
Carry forward orthodontic activity (UOA)	0
Baseline contract value	£166,465.95

ACCESS*

Patients seen in 24 months	Total	Change since previous quarter
Quarter ending March 2018	2,249	
Quarter ending June 2018	2,190	↓
Quarter ending September 2018	2,124	↓
Quarter ending December 2018	2,046	↓
Quarter ending March 2019	1,991	↓
Variance since March 2018	(11.5%)	↓



ACTIVITY



Month	Adjusted Scheduled Activity (UDA)	
	2018	2019
April	175	54
May	414	367
June	655	506
July	1,129	506
August	1,384	1,104
September	1,515	1,517
October	1,785	1,796
November	1,905	2,010
December	2,413	2,010
January	2,685	2,365
February	3,149	2,920
March	3,349	3,192
April	3,676	
May	3,880	
June	3,926	

QUALITY

	Quantity	Base Number	Contract	AT	Region	England
% of FP17s for the same patient ID Re-attending within 3 months - Children	61	579	10.5%	10.3%	11.9%	11.8%
% of FP17s for the same patient ID Re-attending within 3 months - Adults	213	1,710	12.5%	15.6%	16.9%	15.7%
% of FP17s for the same patient ID Re-attending between 3 & 9 months - Children	233	579	40.2%	49.3%	48.9%	58.9%
% of FP17s for the same patient ID Re-attending between 3 & 9 months - Adults	639	1,710	37.4%	38.6%	38.9%	50.8%
% of FP17s for Band 1 Urgent Courses	229	1,927	11.9%	10.3%	10.7%	9.1%
% of FP17s Relating to Free Repair or Replacements	36	1,927	1.9%	0.6%	0.5%	0.8%
% of FP17s Relating to Continuations	16	1,927	0.8%	0.9%	0.7%	0.9%
% of Patients satisfied with the dentistry they have received	0	0	N/A	90.5%	89.1%	92.5%
% of Patients satisfied with the time they had to wait for an appointment	0	0	N/A	86.3%	83.1%	87.0%

* This is based on patients treated on this contract for their most recent course of treatment. Figures in italics indicate the base number of FP17s or Patient Questionnaire responses are less than 100. N/A is shown where the base number of responses is less than 10 during the period. % is calculated as Quantity/Base number*100

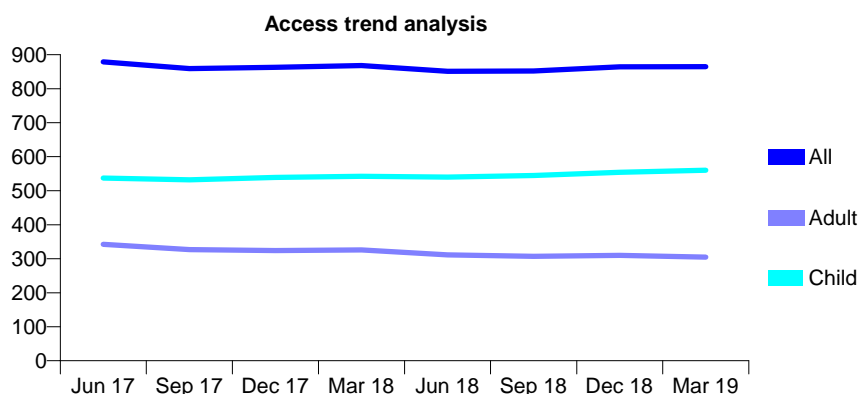
Q63 - Vital Signs At a Glance Contract Report for 214582/0001 - March 2019

Name or company name	S Shah
Contract type name	GDS Contract
Purpose of contract	General
Contract start date	01/04/2006
Contract end date	

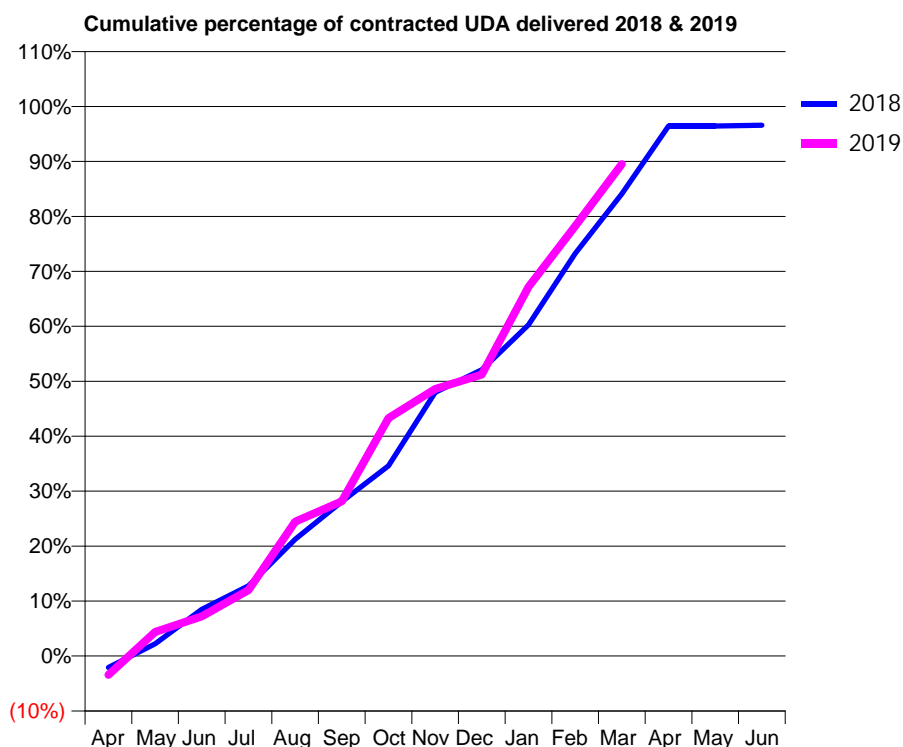
18/19 Contracted general activity (UDA)	2,040
Carry forward general activity (UDA)	70
18/19 Contracted orthodontic activity (UOA)	0
Carry forward orthodontic activity (UOA)	0
Baseline contract value	£53,474.50

ACCESS*

Patients seen in 24 months	Total	Change since previous quarter
Quarter ending March 2018	868	
Quarter ending June 2018	851	↓
Quarter ending September 2018	852	→
Quarter ending December 2018	864	→
Quarter ending March 2019	865	→
Variance since March 2018	(0.3%)	→



ACTIVITY



Month	Adjusted Scheduled Activity (UDA)	
	2018	2019
April	-43	-70
May	45	90
June	174	147
July	261	245
August	434	499
September	573	574
October	706	883
November	979	991
December	1,063	1,045
January	1,229	1,371
February	1,494	1,596
March	1,716	1,826
April	1,967	
May	1,967	
June	1,970	

QUALITY

	Quantity	Base Number	Contract	AT	Region	England
% of FP17s for the same patient ID Re-attending within 3 months - Children	69	1,067	6.5%	10.3%	11.9%	11.8%
% of FP17s for the same patient ID Re-attending within 3 months - Adults	31	323	9.6%	15.6%	16.9%	15.7%
% of FP17s for the same patient ID Re-attending between 3 & 9 months - Children	782	1,067	73.3%	49.3%	48.9%	58.9%
% of FP17s for the same patient ID Re-attending between 3 & 9 months - Adults	177	323	54.8%	38.6%	38.9%	50.8%
% of FP17s for Band 1 Urgent Courses	56	1,256	4.5%	10.3%	10.7%	9.1%
% of FP17s Relating to Free Repair or Replacements	0	1,256	0.0%	0.6%	0.5%	0.8%
% of FP17s Relating to Continuations	0	1,256	0.0%	0.9%	0.7%	0.9%
% of Patients satisfied with the dentistry they have received	0	0	N/A	90.5%	89.1%	92.5%
% of Patients satisfied with the time they had to wait for an appointment	0	0	N/A	86.3%	83.1%	87.0%

* This is based on patients treated on this contract for their most recent course of treatment. Figures in italics indicate the base number of FP17s or Patient Questionnaire responses are less than 100. N/A is shown where the base number of responses is less than 10 during the period. % is calculated as Quantity/Base number*100

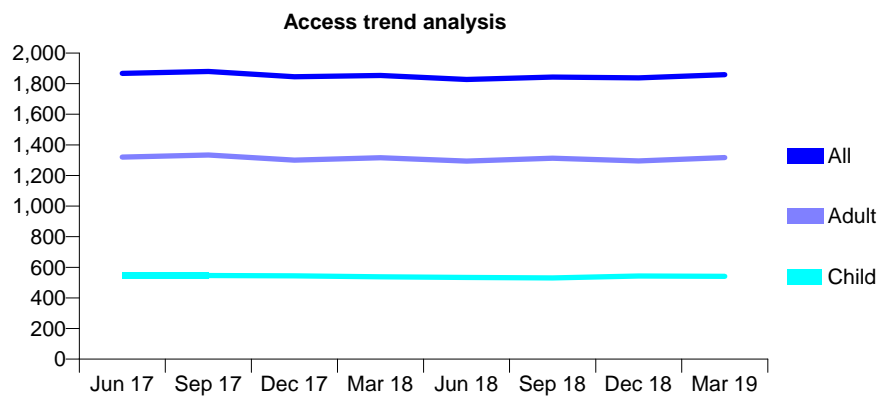
Q63 - Vital Signs At a Glance Contract Report for 214752/0001 - March 2019

Name or company name	MR A PATEL
Contract type name	GDS Contract
Purpose of contract	General
Contract start date	01/04/2006
Contract end date	

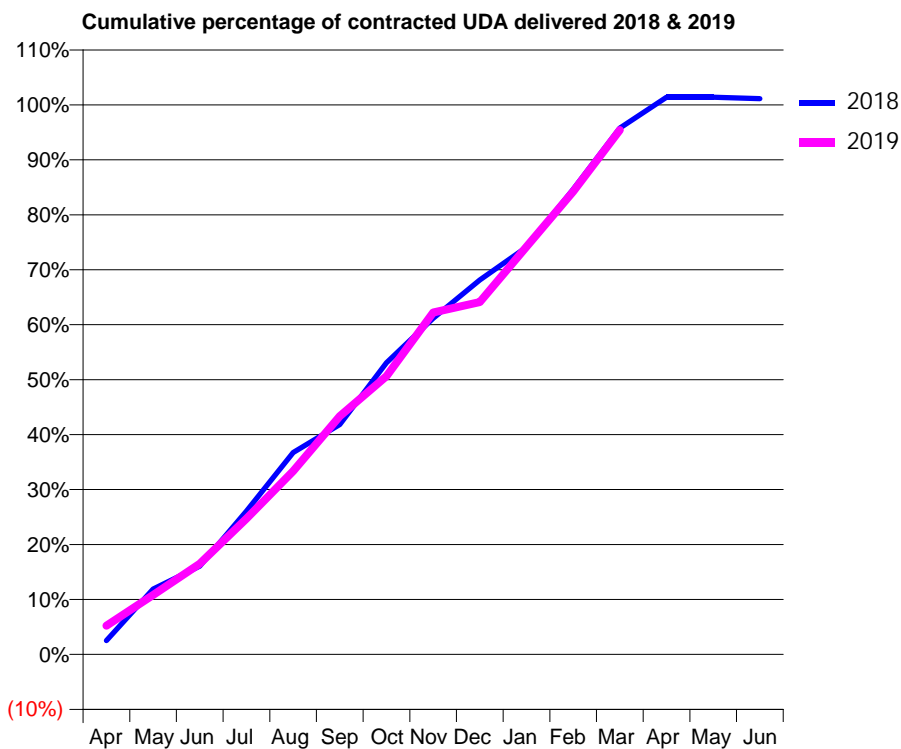
18/19 Contracted general activity (UDA)	4,304
Carry forward general activity (UDA)	-49
18/19 Contracted orthodontic activity (UOA)	0
Carry forward orthodontic activity (UOA)	0
Baseline contract value	£129,666.55

ACCESS*

Patients seen in 24 months	Total	Change since previous quarter
Quarter ending March 2018	1,854	
Quarter ending June 2018	1,828	↓
Quarter ending September 2018	1,843	→
Quarter ending December 2018	1,838	→
Quarter ending March 2019	1,858	→
Variance since March 2018	0.2%	→



ACTIVITY



Month	Adjusted Scheduled Activity (UDA)	
	2018	2019
April	109	225
May	512	466
June	691	711
July	1,122	1,064
August	1,582	1,435
September	1,801	1,866
October	2,284	2,179
November	2,633	2,679
December	2,932	2,758
January	3,189	3,193
February	3,643	3,626
March	4,122	4,107
April	4,363	
May	4,364	
June	4,353	

QUALITY

	Quantity	Base Number	Contract	AT	Region	England
% of FP17s for the same patient ID Re-attending within 3 months - Children	39	645	6.0%	10.3%	11.9%	11.8%
% of FP17s for the same patient ID Re-attending within 3 months - Adults	86	1,239	6.9%	15.6%	16.9%	15.7%
% of FP17s for the same patient ID Re-attending between 3 & 9 months - Children	255	645	39.5%	49.3%	48.9%	58.9%
% of FP17s for the same patient ID Re-attending between 3 & 9 months - Adults	398	1,239	32.1%	38.6%	38.9%	50.8%
% of FP17s for Band 1 Urgent Courses	104	1,802	5.8%	10.3%	10.7%	9.1%
% of FP17s Relating to Free Repair or Replacements	4	1,802	0.2%	0.6%	0.5%	0.8%
% of FP17s Relating to Continuations	24	1,802	1.3%	0.9%	0.7%	0.9%
% of Patients satisfied with the dentistry they have received	0	0	N/A	90.5%	89.1%	92.5%
% of Patients satisfied with the time they had to wait for an appointment	0	0	N/A	86.3%	83.1%	87.0%

* This is based on patients treated on this contract for their most recent course of treatment. Figures in italics indicate the base number of FP17s or Patient Questionnaire responses are less than 100. N/A is shown where the base number of responses is less than 10 during the period. % is calculated as Quantity/Base number*100

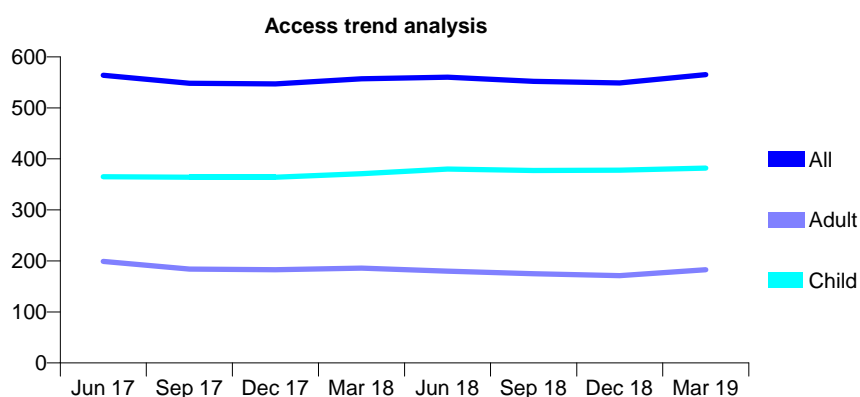
Q63 - Vital Signs At a Glance Contract Report for 215775/0001 - March 2019

Name or company name	MR HE ROBERTS-HARRY
Contract type name	GDS Contract
Purpose of contract	General
Contract start date	01/04/2006
Contract end date	

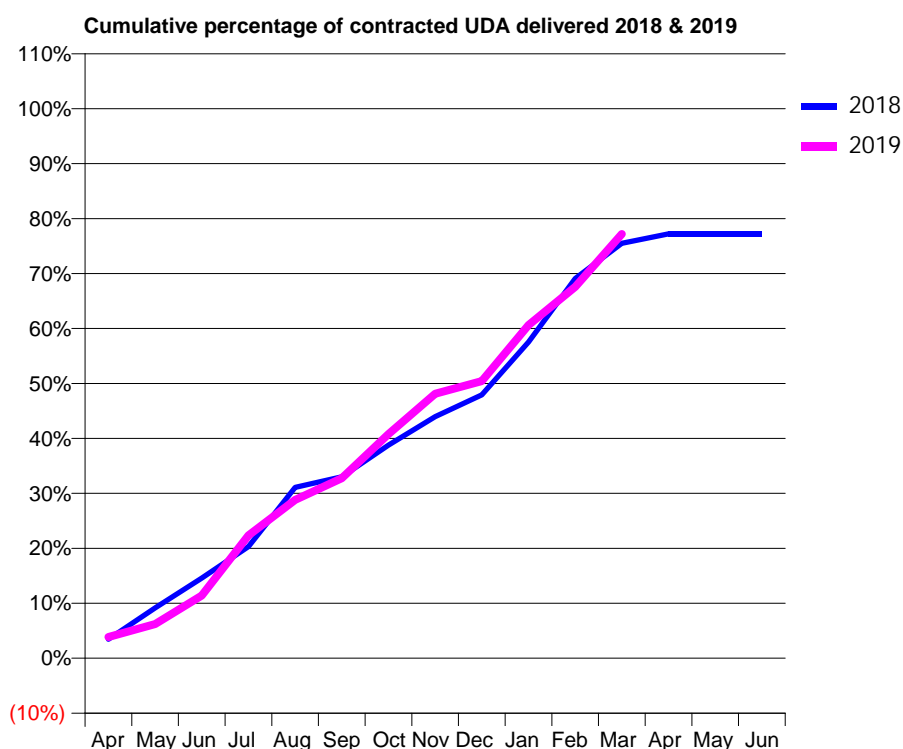
18/19 Contracted general activity (UDA)	1,272
Carry forward general activity (UDA)	0
18/19 Contracted orthodontic activity (UOA)	0
Carry forward orthodontic activity (UOA)	0
Baseline contract value	£35,320.66

ACCESS*

Patients seen in 24 months	Total	Change since previous quarter
Quarter ending March 2018	557	
Quarter ending June 2018	560	→
Quarter ending September 2018	552	↓
Quarter ending December 2018	549	→
Quarter ending March 2019	565	↑
Variance since March 2018	1.4%	→



ACTIVITY



Month	2018	2019
April	44	49
May	116	79
June	185	145
July	258	284
August	396	367
September	420	417
October	493	519
November	559	612
December	610	641
January	732	771
February	879	859
March	960	982
April	982	
May	982	
June	982	

QUALITY

	Quantity	Base Number	Contract	AT	Region	England
% of FP17s for the same patient ID Re-attending within 3 months - Children	27	543	5.0%	10.3%	11.9%	11.8%
% of FP17s for the same patient ID Re-attending within 3 months - Adults	6	163	3.7%	15.6%	16.9%	15.7%
% of FP17s for the same patient ID Re-attending between 3 & 9 months - Children	331	543	61.0%	49.3%	48.9%	58.9%
% of FP17s for the same patient ID Re-attending between 3 & 9 months - Adults	90	163	55.2%	38.6%	38.9%	50.8%
% of FP17s for Band 1 Urgent Courses	24	687	3.5%	10.3%	10.7%	9.1%
% of FP17s Relating to Free Repair or Replacements	0	687	0.0%	0.6%	0.5%	0.8%
% of FP17s Relating to Continuations	0	687	0.0%	0.9%	0.7%	0.9%
% of Patients satisfied with the dentistry they have received	0	0	N/A	90.5%	89.1%	92.5%
% of Patients satisfied with the time they had to wait for an appointment	0	0	N/A	86.3%	83.1%	87.0%

* This is based on patients treated on this contract for their most recent course of treatment. Figures in italics indicate the base number of FP17s or Patient Questionnaire responses are less than 100. N/A is shown where the base number of responses is less than 10 during the period. % is calculated as Quantity/Base number*100

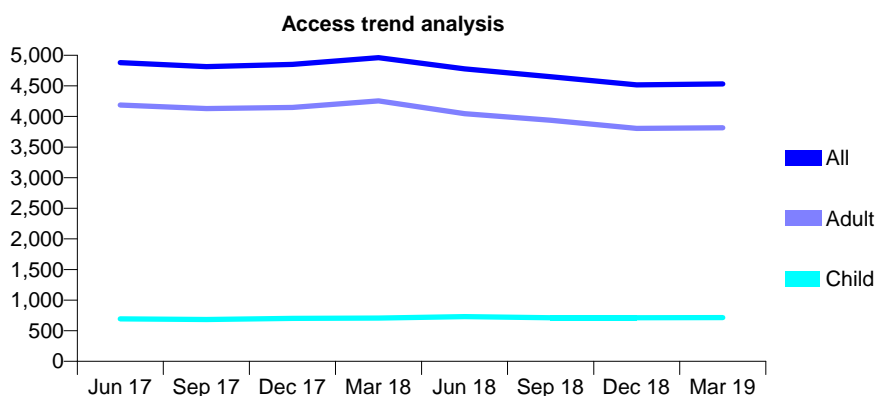
Q63 - Vital Signs At a Glance Contract Report for 218146/0002 - March 2019

Name or company name	MR BH ANNOBIL
Contract type name	GDS Contract
Purpose of contract	General
Contract start date	21/04/2008
Contract end date	

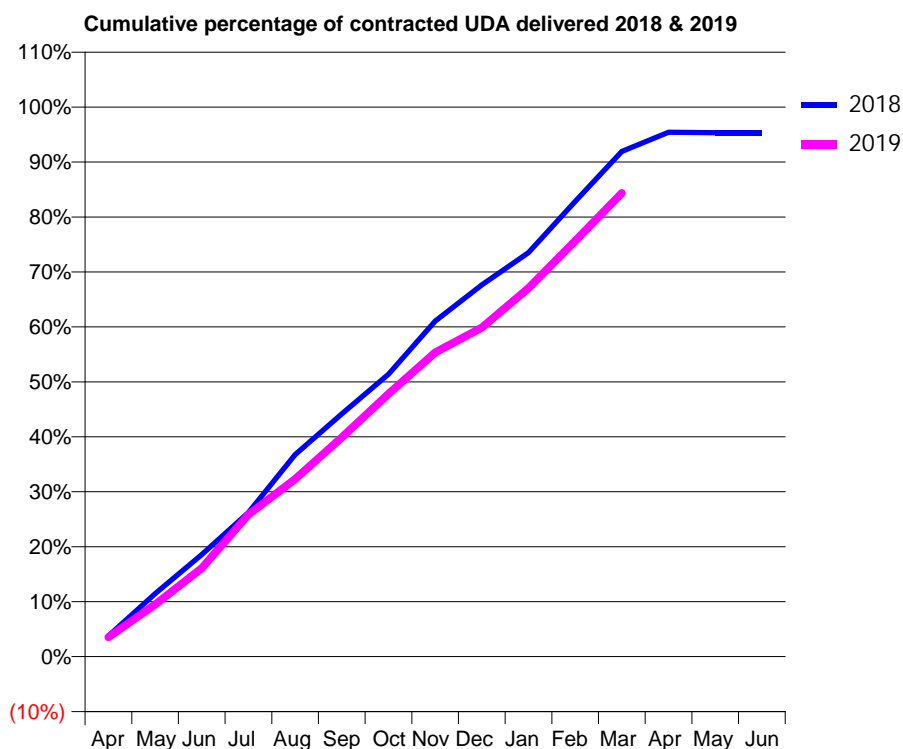
18/19 Contracted general activity (UDA)	12,300
Carry forward general activity (UDA)	0
18/19 Contracted orthodontic activity (UOA)	0
Carry forward orthodontic activity (UOA)	0
Baseline contract value	£389,261.64

ACCESS*

Patients seen in 24 months	Total	Change since previous quarter
Quarter ending March 2018	4,961	
Quarter ending June 2018	4,777	↓
Quarter ending September 2018	4,651	↓
Quarter ending December 2018	4,517	↓
Quarter ending March 2019	4,532	→
Variance since March 2018	(8.6%)	↓



ACTIVITY



Month	Adjusted Scheduled Activity (UDA)	
	2018	2019
April	463	436
May	1,411	1,166
June	2,284	1,981
July	3,225	3,181
August	4,525	3,974
September	5,431	4,905
October	6,321	5,879
November	7,512	6,806
December	8,320	7,363
January	9,043	8,249
February	10,187	9,304
March	11,305	10,377
April	11,738	
May	11,725	
June	11,725	

QUALITY

	Quantity	Base Number	Contract	AT	Region	England
% of FP17s for the same patient ID Re-attending within 3 months - Children	54	763	7.1%	10.3%	11.9%	11.8%
% of FP17s for the same patient ID Re-attending within 3 months - Adults	419	3,239	12.9%	15.6%	16.9%	15.7%
% of FP17s for the same patient ID Re-attending between 3 & 9 months - Children	265	763	34.7%	49.3%	48.9%	58.9%
% of FP17s for the same patient ID Re-attending between 3 & 9 months - Adults	791	3,239	24.4%	38.6%	38.9%	50.8%
% of FP17s for Band 1 Urgent Courses	581	3,864	15.0%	10.3%	10.7%	9.1%
% of FP17s Relating to Free Repair or Replacements	4	3,864	0.1%	0.6%	0.5%	0.8%
% of FP17s Relating to Continuations	0	3,864	0.0%	0.9%	0.7%	0.9%
% of Patients satisfied with the dentistry they have received	2	2	N/A	90.5%	89.1%	92.5%
% of Patients satisfied with the time they had to wait for an appointment	2	2	N/A	86.3%	83.1%	87.0%

* This is based on patients treated on this contract for their most recent course of treatment. Figures in italics indicate the base number of FP17s or Patient Questionnaire responses are less than 100. N/A is shown where the base number of responses is less than 10 during the period. % is calculated as Quantity/Base number*100

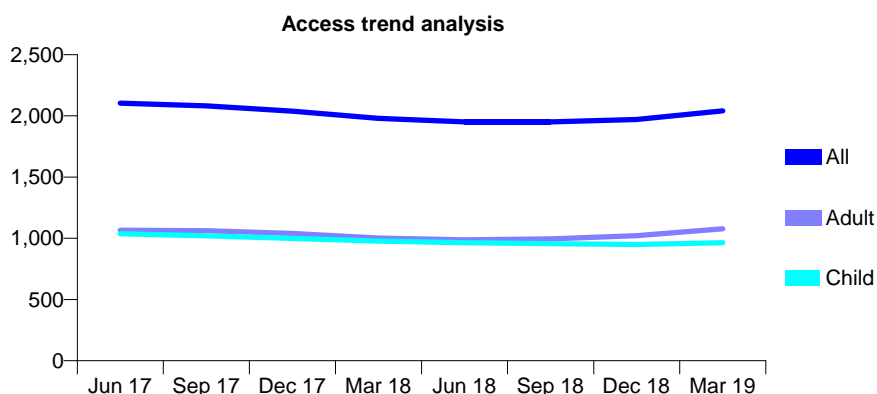
Q63 - Vital Signs At a Glance Contract Report for 219851/0001 - March 2019

Name or company name	MR DN COGGER
Contract type name	GDS Contract
Purpose of contract	General
Contract start date	01/04/2006
Contract end date	

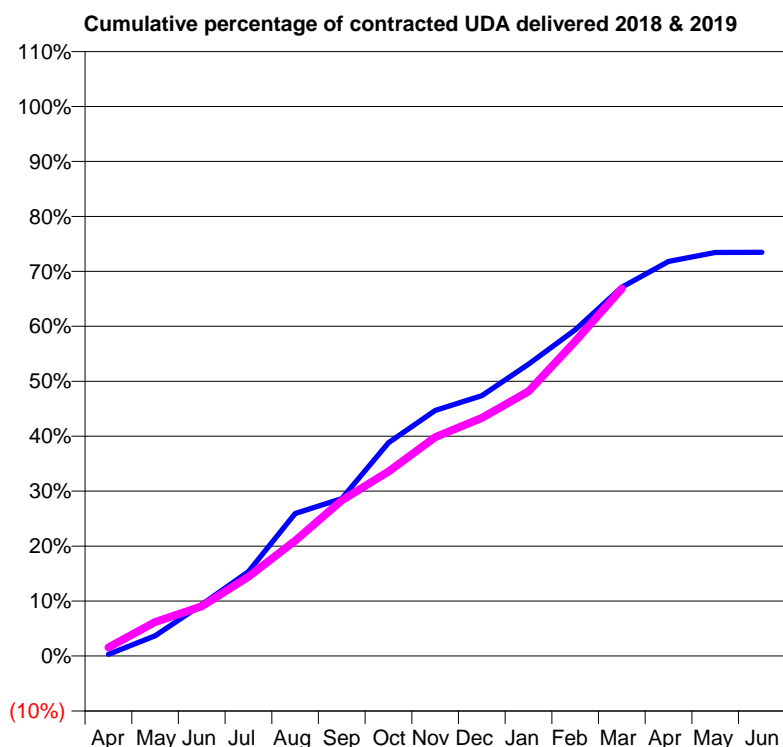
18/19 Contracted general activity (UDA)	7,000
Carry forward general activity (UDA)	0
18/19 Contracted orthodontic activity (UOA)	0
Carry forward orthodontic activity (UOA)	0
Baseline contract value	£190,609.07

ACCESS*

Patients seen in 24 months	Total	Change since previous quarter
Quarter ending March 2018	1,980	
Quarter ending June 2018	1,952	↓
Quarter ending September 2018	1,951	→
Quarter ending December 2018	1,970	→
Quarter ending March 2019	2,041	↑
Variance since March 2018	3.1%	↑



ACTIVITY



Month	Adjusted Scheduled Activity (UDA)	
	2018	2019
April	21	109
May	258	434
June	656	633
July	1,076	1,010
August	1,815	1,469
September	2,005	1,983
October	2,718	2,351
November	3,128	2,789
December	3,315	3,032
January	3,717	3,370
February	4,157	4,010
March	4,698	4,678
April	5,025	
May	5,142	
June	5,143	

QUALITY

	Quantity	Base Number	Contract	AT	Region	England
% of FP17s for the same patient ID Re-attending within 3 months - Children	102	1,193	8.5%	10.3%	11.9%	11.8%
% of FP17s for the same patient ID Re-attending within 3 months - Adults	300	1,472	20.4%	15.6%	16.9%	15.7%
% of FP17s for the same patient ID Re-attending between 3 & 9 months - Children	543	1,193	45.5%	49.3%	48.9%	58.9%
% of FP17s for the same patient ID Re-attending between 3 & 9 months - Adults	557	1,472	37.8%	38.6%	38.9%	50.8%
% of FP17s for Band 1 Urgent Courses	520	2,480	21.0%	10.3%	10.7%	9.1%
% of FP17s Relating to Free Repair or Replacements	0	2,480	0.0%	0.6%	0.5%	0.8%
% of FP17s Relating to Continuations	3	2,480	0.1%	0.9%	0.7%	0.9%
% of Patients satisfied with the dentistry they have received	1	1	N/A	90.5%	89.1%	92.5%
% of Patients satisfied with the time they had to wait for an appointment	1	1	N/A	86.3%	83.1%	87.0%

* This is based on patients treated on this contract for their most recent course of treatment.

Figures in italics indicate the base number of FP17s or Patient Questionnaire responses are less than 100. N/A is shown where the base number of responses is less than 10 during the period. % is calculated as Quantity/Base number*100

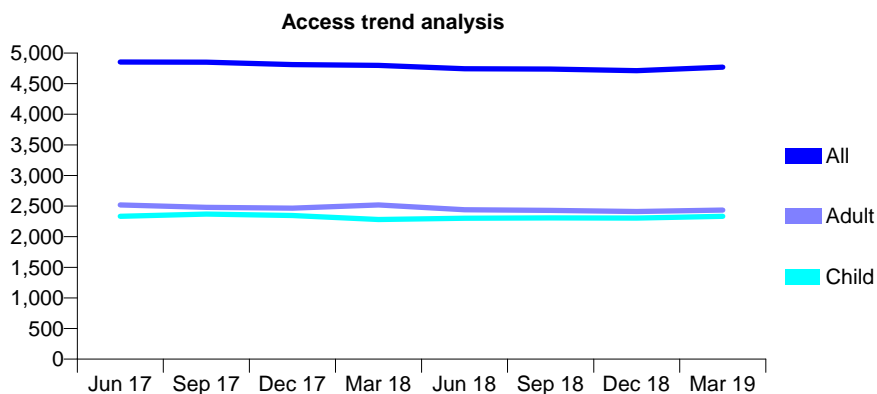
Q63 - Vital Signs At a Glance Contract Report for 220000/0001 - March 2019

Name or company name	MR FH HUSSAIN
Contract type name	GDS Contract
Purpose of contract	General
Contract start date	01/04/2006
Contract end date	

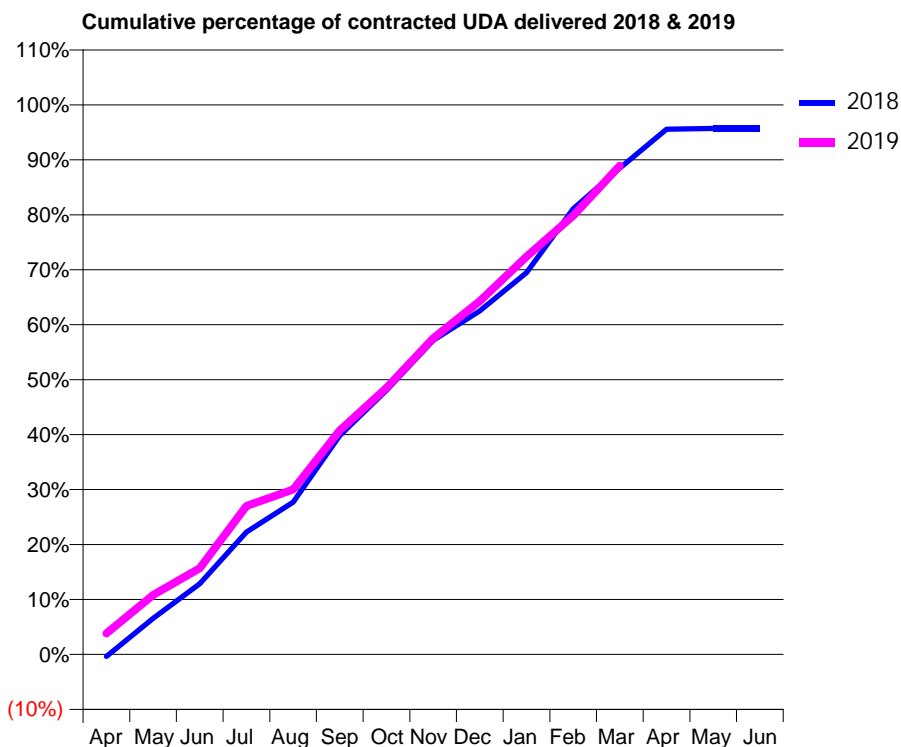
18/19 Contracted general activity (UDA)	16,178
Carry forward general activity (UDA)	0
18/19 Contracted orthodontic activity (UOA)	0
Carry forward orthodontic activity (UOA)	0
Baseline contract value	£567,239.77

ACCESS*

Patients seen in 24 months	Total	Change since previous quarter
Quarter ending March 2018	4,798	
Quarter ending June 2018	4,743	↓
Quarter ending September 2018	4,737	→
Quarter ending December 2018	4,713	→
Quarter ending March 2019	4,770	→
Variance since March 2018	(0.6%)	→



ACTIVITY



Month	Adjusted Scheduled Activity (UDA)	
	2018	2019
April	-61	618
May	1,064	1,750
June	2,083	2,537
July	3,601	4,373
August	4,487	4,856
September	6,446	6,592
October	7,775	7,846
November	9,246	9,308
December	10,112	10,401
January	11,237	11,708
February	13,119	12,917
March	14,316	14,388
April	15,458	
May	15,487	
June	15,487	

QUALITY

	Quantity	Base Number	Contract	AT	Region	England
% of FP17s for the same patient ID Re-attending within 3 months - Children	139	2,288	6.1%	10.3%	11.9%	11.8%
% of FP17s for the same patient ID Re-attending within 3 months - Adults	419	2,273	18.4%	15.6%	16.9%	15.7%
% of FP17s for the same patient ID Re-attending between 3 & 9 months - Children	560	2,288	24.5%	49.3%	48.9%	58.9%
% of FP17s for the same patient ID Re-attending between 3 & 9 months - Adults	633	2,273	27.8%	38.6%	38.9%	50.8%
% of FP17s for Band 1 Urgent Courses	580	4,363	13.3%	10.3%	10.7%	9.1%
% of FP17s Relating to Free Repair or Replacements	0	4,363	0.0%	0.6%	0.5%	0.8%
% of FP17s Relating to Continuations	10	4,363	0.2%	0.9%	0.7%	0.9%
% of Patients satisfied with the dentistry they have received	0	0	N/A	90.5%	89.1%	92.5%
% of Patients satisfied with the time they had to wait for an appointment	0	0	N/A	86.3%	83.1%	87.0%

* This is based on patients treated on this contract for their most recent course of treatment. Figures in italics indicate the base number of FP17s or Patient Questionnaire responses are less than 100. N/A is shown where the base number of responses is less than 10 during the period. % is calculated as Quantity/Base number*100

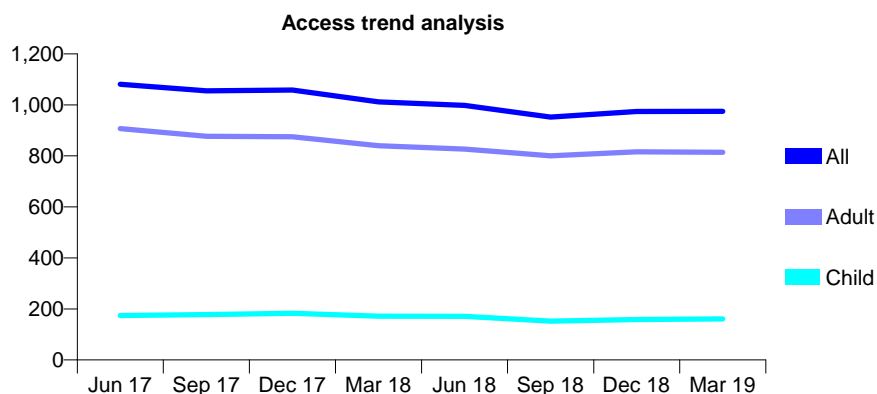
Q63 - Vital Signs At a Glance Contract Report for 220132/0001 - March 2019

Name or company name	MR WC YEAP
Contract type name	GDS Contract
Purpose of contract	General
Contract start date	01/04/2006
Contract end date	

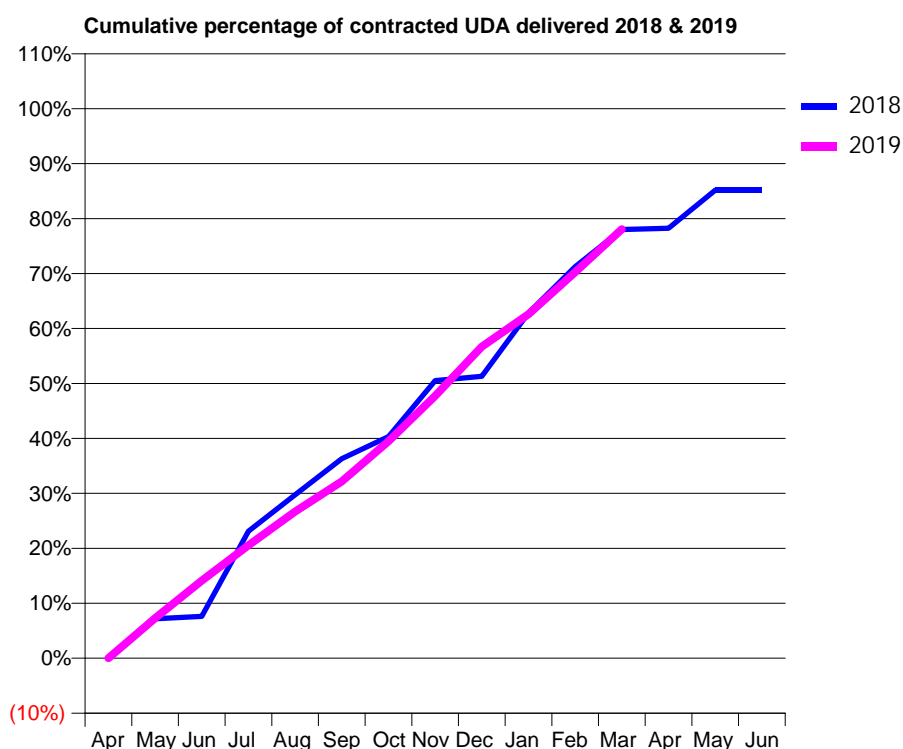
18/19 Contracted general activity (UDA)	6,000
Carry forward general activity (UDA)	0
18/19 Contracted orthodontic activity (UOA)	0
Carry forward orthodontic activity (UOA)	0
Baseline contract value	£161,989.82

ACCESS*

Patients seen in 24 months	Total	Change since previous quarter
Quarter ending March 2018	1,012	
Quarter ending June 2018	998	↓
Quarter ending September 2018	952	↓
Quarter ending December 2018	974	↑
Quarter ending March 2019	975	→
Variance since March 2018	(3.7%)	↓



ACTIVITY



Month	2018	2019
April	1	0
May	448	437
June	476	846
July	1,447	1,232
August	1,861	1,601
September	2,273	1,930
October	2,524	2,368
November	3,162	2,865
December	3,211	3,401
January	3,933	3,756
February	4,459	4,216
March	4,884	4,684
April	4,897	
May	5,332	
June	5,332	

QUALITY

	Quantity	Base Number	Contract	AT	Region	England
% of FP17s for the same patient ID Re-attending within 3 months - Children	6	155	3.9%	10.3%	11.9%	11.8%
% of FP17s for the same patient ID Re-attending within 3 months - Adults	81	788	10.3%	15.6%	16.9%	15.7%
% of FP17s for the same patient ID Re-attending between 3 & 9 months - Children	53	155	34.2%	49.3%	48.9%	58.9%
% of FP17s for the same patient ID Re-attending between 3 & 9 months - Adults	229	788	29.1%	38.6%	38.9%	50.8%
% of FP17s for Band 1 Urgent Courses	73	876	8.3%	10.3%	10.7%	9.1%
% of FP17s Relating to Free Repair or Replacements	0	876	0.0%	0.6%	0.5%	0.8%
% of FP17s Relating to Continuations	0	876	0.0%	0.9%	0.7%	0.9%
% of Patients satisfied with the dentistry they have received	1	1	N/A	90.5%	89.1%	92.5%
% of Patients satisfied with the time they had to wait for an appointment	0	1	N/A	86.3%	83.1%	87.0%

* This is based on patients treated on this contract for their most recent course of treatment.

Figures in italics indicate the base number of FP17s or Patient Questionnaire responses are less than 100. N/A is shown where the base number of responses is less than 10 during the period. % is calculated as Quantity/Base number*100

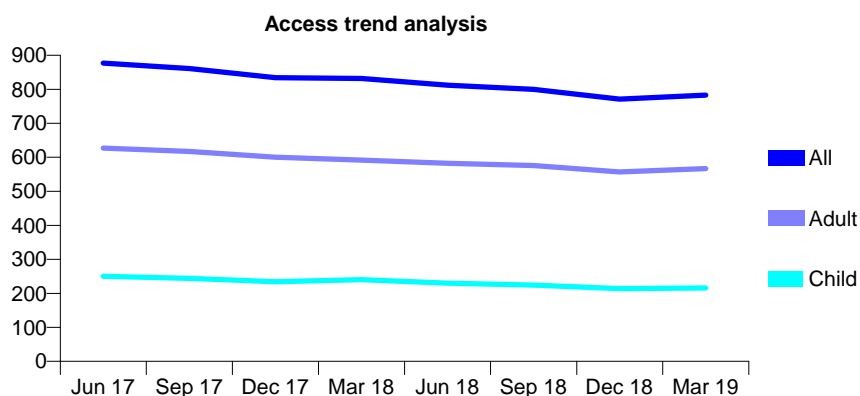
Q63 - Vital Signs At a Glance Contract Report for 220949/0001 - March 2019

Name or company name	MR HS SIRHA
Contract type name	GDS Contract
Purpose of contract	General
Contract start date	01/04/2006
Contract end date	

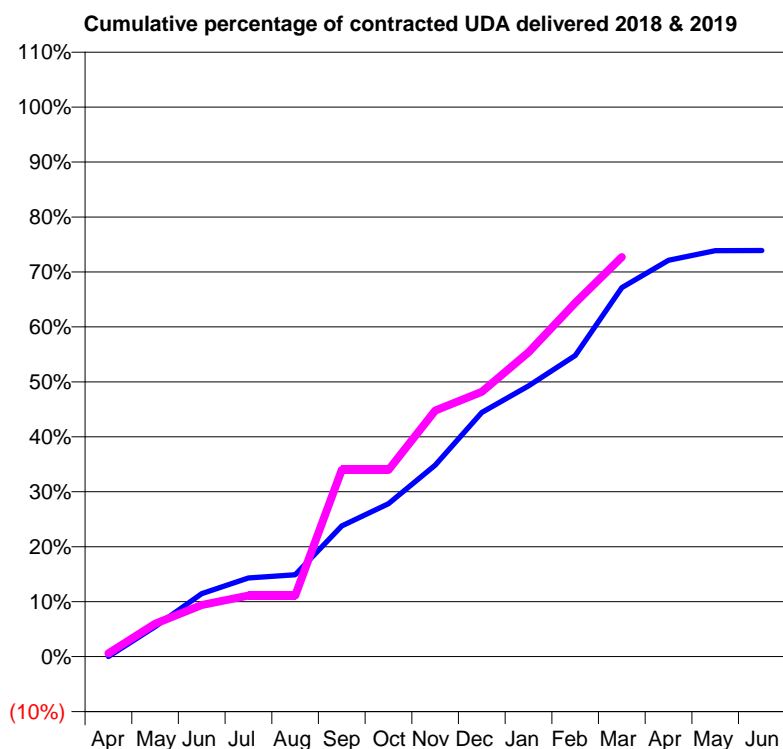
18/19 Contracted general activity (UDA)	2,097
Carry forward general activity (UDA)	0
18/19 Contracted orthodontic activity (UOA)	0
Carry forward orthodontic activity (UOA)	0
Baseline contract value	£61,768.82

ACCESS*

Patients seen in 24 months	Total	Change since previous quarter
Quarter ending March 2018	832	
Quarter ending June 2018	812	↓
Quarter ending September 2018	800	↓
Quarter ending December 2018	771	↓
Quarter ending March 2019	783	→
Variance since March 2018	(5.9%)	↓



ACTIVITY



Month	Adjusted Scheduled Activity (UDA)	
	2018	2019
April	0	12
May	115	125
June	240	197
July	300	233
August	312	233
September	499	713
October	584	713
November	731	939
December	932	1,010
January	1,033	1,162
February	1,149	1,350
March	1,408	1,525
April	1,512	
May	1,549	
June	1,550	

QUALITY

	Quantity	Base Number	Contract	AT	Region	England
% of FP17s for the same patient ID Re-attending within 3 months - Children	25	337	7.4%	10.3%	11.9%	11.8%
% of FP17s for the same patient ID Re-attending within 3 months - Adults	64	611	10.5%	15.6%	16.9%	15.7%
% of FP17s for the same patient ID Re-attending between 3 & 9 months - Children	214	337	63.5%	49.3%	48.9%	58.9%
% of FP17s for the same patient ID Re-attending between 3 & 9 months - Adults	212	611	34.7%	38.6%	38.9%	50.8%
% of FP17s for Band 1 Urgent Courses	81	845	9.6%	10.3%	10.7%	9.1%
% of FP17s Relating to Free Repair or Replacements	8	845	0.9%	0.6%	0.5%	0.8%
% of FP17s Relating to Continuations	0	845	0.0%	0.9%	0.7%	0.9%
% of Patients satisfied with the dentistry they have received	0	0	N/A	90.5%	89.1%	92.5%
% of Patients satisfied with the time they had to wait for an appointment	0	0	N/A	86.3%	83.1%	87.0%

* This is based on patients treated on this contract for their most recent course of treatment. Figures in italics indicate the base number of FP17s or Patient Questionnaire responses are less than 100. N/A is shown where the base number of responses is less than 10 during the period. % is calculated as Quantity/Base number*100

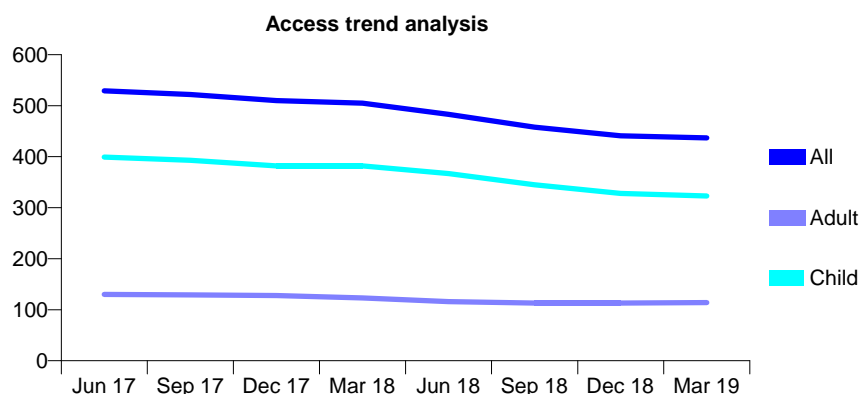
Q63 - Vital Signs At a Glance Contract Report for 228605/0001 - March 2019

Name or company name	MRS CS HENSLEY
Contract type name	GDS Contract
Purpose of contract	General
Contract start date	01/04/2006
Contract end date	

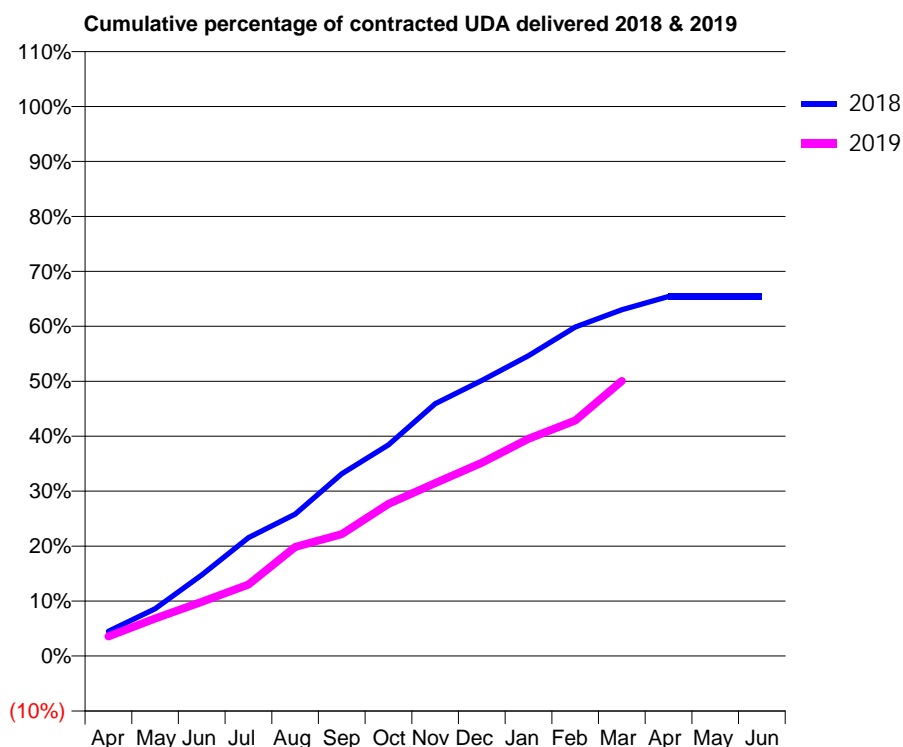
18/19 Contracted general activity (UDA)	1,400
Carry forward general activity (UDA)	0
18/19 Contracted orthodontic activity (UOA)	0
Carry forward orthodontic activity (UOA)	0
Baseline contract value	£29,569.84

ACCESS*

Patients seen in 24 months	Total	Change since previous quarter
Quarter ending March 2018	505	
Quarter ending June 2018	483	↓
Quarter ending September 2018	458	↓
Quarter ending December 2018	441	↓
Quarter ending March 2019	437	→
Variance since March 2018	(13.5%)	↓



ACTIVITY



Month	Adjusted Scheduled Activity (UDA)	
	2018	2019
April	63	50
May	121	96
June	207	138
July	302	182
August	362	278
September	464	310
October	538	388
November	643	441
December	702	493
January	765	554
February	838	600
March	882	701
April	916	
May	916	
June	916	

QUALITY

	Quantity	Base Number	Contract	AT	Region	England
% of FP17s for the same patient ID Re-attending within 3 months - Children	25	404	6.2%	10.3%	11.9%	11.8%
% of FP17s for the same patient ID Re-attending within 3 months - Adults	20	88	22.7%	15.6%	16.9%	15.7%
% of FP17s for the same patient ID Re-attending between 3 & 9 months - Children	199	404	49.3%	49.3%	48.9%	58.9%
% of FP17s for the same patient ID Re-attending between 3 & 9 months - Adults	37	88	42.0%	38.6%	38.9%	50.8%
% of FP17s for Band 1 Urgent Courses	13	473	2.7%	10.3%	10.7%	9.1%
% of FP17s Relating to Free Repair or Replacements	0	473	0.0%	0.6%	0.5%	0.8%
% of FP17s Relating to Continuations	0	473	0.0%	0.9%	0.7%	0.9%
% of Patients satisfied with the dentistry they have received	0	0	N/A	90.5%	89.1%	92.5%
% of Patients satisfied with the time they had to wait for an appointment	0	0	N/A	86.3%	83.1%	87.0%

* This is based on patients treated on this contract for their most recent course of treatment. Figures in italics indicate the base number of FP17s or Patient Questionnaire responses are less than 100. N/A is shown where the base number of responses is less than 10 during the period. % is calculated as Quantity/Base number*100

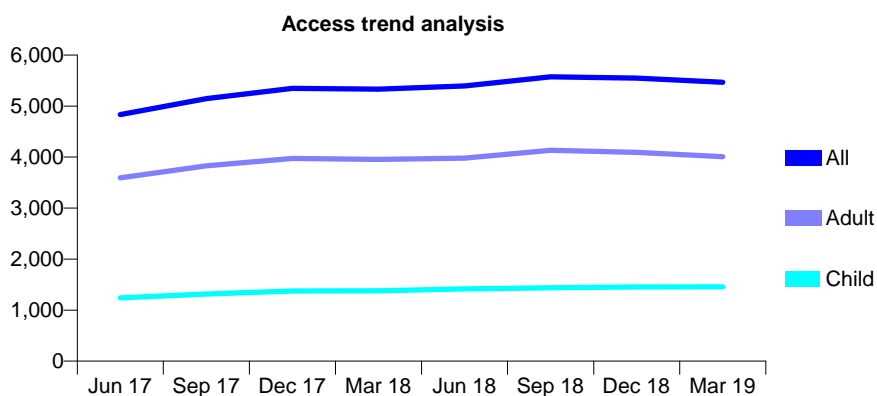
Q63 - Vital Signs At a Glance Contract Report for 228850/0002 - March 2019

Name or company name	Tushar and Sandeep Patel
Contract type name	GDS Contract
Purpose of contract	General
Contract start date	01/04/2006
Contract end date	

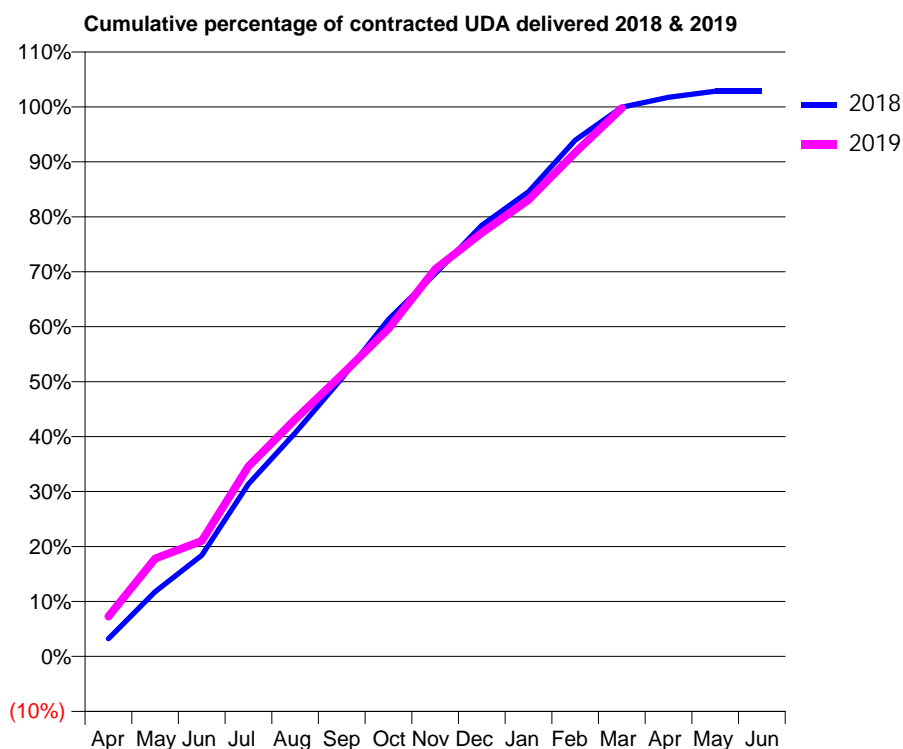
18/19 Contracted general activity (UDA)	12,283
Carry forward general activity (UDA)	-246
18/19 Contracted orthodontic activity (UOA)	0
Carry forward orthodontic activity (UOA)	0
Baseline contract value	£366,530.56

ACCESS*

Patients seen in 24 months	Total	Change since previous quarter
Quarter ending March 2018	5,332	
Quarter ending June 2018	5,396	→
Quarter ending September 2018	5,573	↑
Quarter ending December 2018	5,549	→
Quarter ending March 2019	5,466	↓
Variance since March 2018	2.5%	↑



ACTIVITY



Month	Adjusted Scheduled Activity (UDA)	
	2018	2019
April	394	893
May	1,446	2,189
June	2,257	2,578
July	3,856	4,248
August	4,998	5,301
September	6,215	6,293
October	7,532	7,324
November	8,557	8,654
December	9,637	9,464
January	10,386	10,206
February	11,538	11,264
March	12,277	12,254
April	12,496	
May	12,629	
June	12,629	

QUALITY

	Quantity	Base Number	Contract	AT	Region	England
% of FP17s for the same patient ID Re-attending within 3 months - Children	132	1,594	8.3%	10.3%	11.9%	11.8%
% of FP17s for the same patient ID Re-attending within 3 months - Adults	572	3,872	14.8%	15.6%	16.9%	15.7%
% of FP17s for the same patient ID Re-attending between 3 & 9 months - Children	682	1,594	42.8%	49.3%	48.9%	58.9%
% of FP17s for the same patient ID Re-attending between 3 & 9 months - Adults	1,333	3,872	34.4%	38.6%	38.9%	50.8%
% of FP17s for Band 1 Urgent Courses	671	5,261	12.8%	10.3%	10.7%	9.1%
% of FP17s Relating to Free Repair or Replacements	1	5,261	0.0%	0.6%	0.5%	0.8%
% of FP17s Relating to Continuations	55	5,261	1.0%	0.9%	0.7%	0.9%
% of Patients satisfied with the dentistry they have received	0	0	N/A	90.5%	89.1%	92.5%
% of Patients satisfied with the time they had to wait for an appointment	0	0	N/A	86.3%	83.1%	87.0%

* This is based on patients treated on this contract for their most recent course of treatment. Figures in italics indicate the base number of FP17s or Patient Questionnaire responses are less than 100. N/A is shown where the base number of responses is less than 10 during the period. % is calculated as Quantity/Base number*100

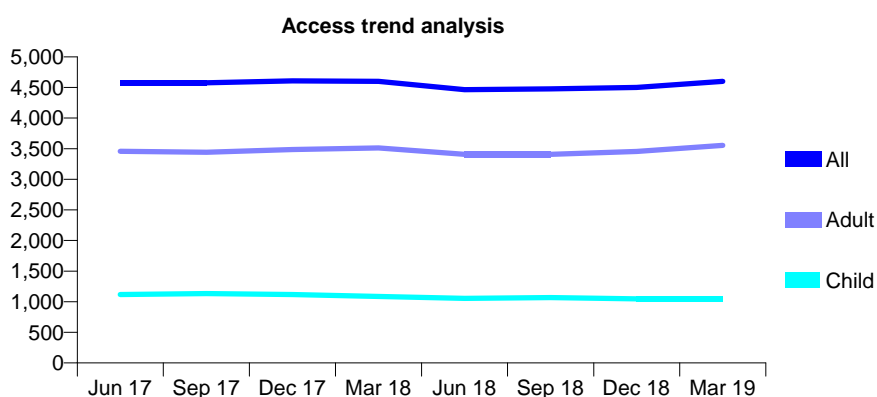
Q63 - Vital Signs At a Glance Contract Report for 228850/0003 - March 2019

Name or company name	Tushar and Sandeep Patel
Contract type name	GDS Contract
Purpose of contract	General
Contract start date	01/04/2006
Contract end date	

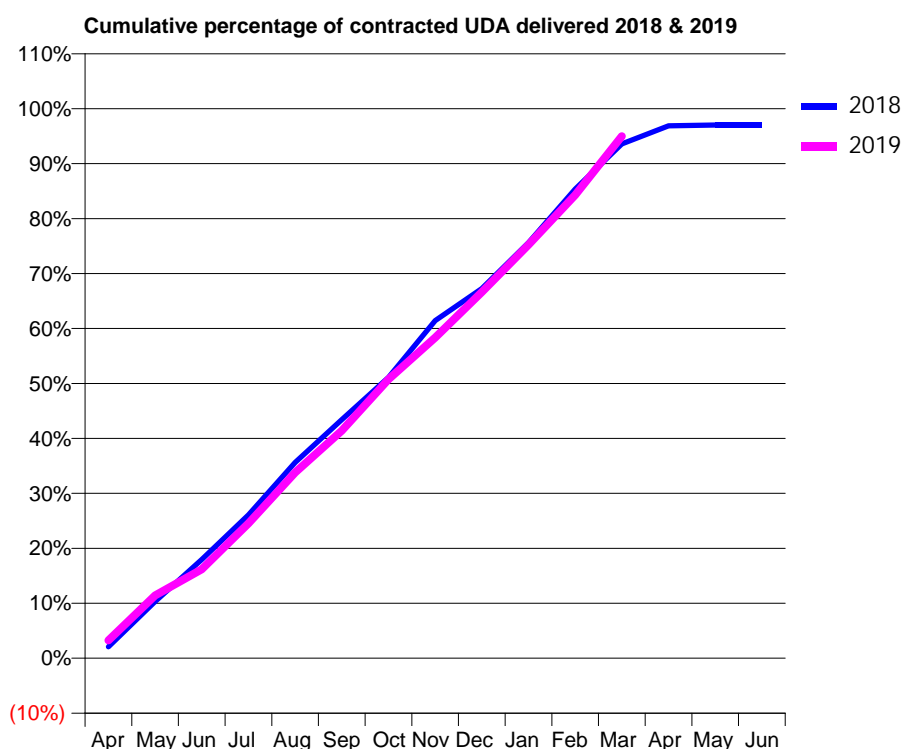
18/19 Contracted general activity (UDA)	12,334
Carry forward general activity (UDA)	0
18/19 Contracted orthodontic activity (UOA)	0
Carry forward orthodontic activity (UOA)	0
Baseline contract value	£415,630.53

ACCESS*

Patients seen in 24 months	Total	Change since previous quarter
Quarter ending March 2018	4,600	
Quarter ending June 2018	4,464	↓
Quarter ending September 2018	4,477	→
Quarter ending December 2018	4,501	→
Quarter ending March 2019	4,601	↑
Variance since March 2018	0.0%	→



ACTIVITY



Month	2018	2019
April	256	401
May	1,275	1,411
June	2,213	1,994
July	3,216	3,029
August	4,394	4,168
September	5,353	5,104
October	6,301	6,259
November	7,577	7,196
December	8,296	8,217
January	9,326	9,280
February	10,533	10,395
March	11,544	11,714
April	11,949	
May	11,964	
June	11,968	

QUALITY

	Quantity	Base Number	Contract	AT	Region	England
% of FP17s for the same patient ID Re-attending within 3 months - Children	85	1,295	6.6%	10.3%	11.9%	11.8%
% of FP17s for the same patient ID Re-attending within 3 months - Adults	476	3,610	13.2%	15.6%	16.9%	15.7%
% of FP17s for the same patient ID Re-attending between 3 & 9 months - Children	630	1,295	48.6%	49.3%	48.9%	58.9%
% of FP17s for the same patient ID Re-attending between 3 & 9 months - Adults	1,207	3,610	33.4%	38.6%	38.9%	50.8%
% of FP17s for Band 1 Urgent Courses	377	4,594	8.2%	10.3%	10.7%	9.1%
% of FP17s Relating to Free Repair or Replacements	16	4,594	0.3%	0.6%	0.5%	0.8%
% of FP17s Relating to Continuations	74	4,594	1.6%	0.9%	0.7%	0.9%
% of Patients satisfied with the dentistry they have received	5	5	N/A	90.5%	89.1%	92.5%
% of Patients satisfied with the time they had to wait for an appointment	5	5	N/A	86.3%	83.1%	87.0%

* This is based on patients treated on this contract for their most recent course of treatment.

Figures in italics indicate the base number of FP17s or Patient Questionnaire responses are less than 100. N/A is shown where the base number of responses is less than 10 during the period. % is calculated as Quantity/Base number*100

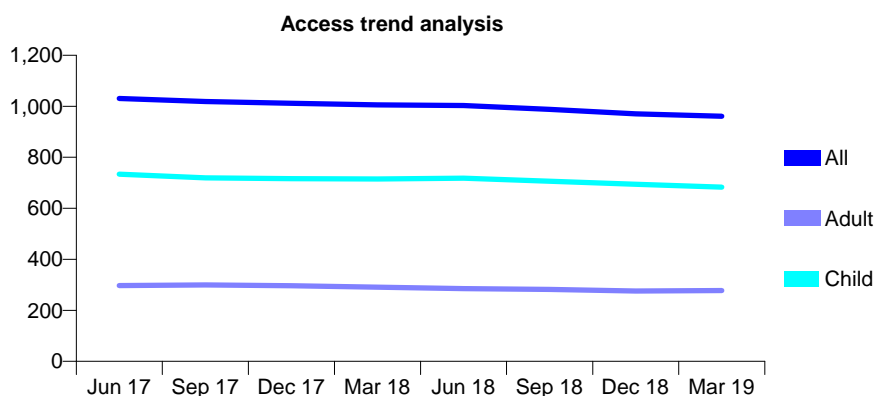
Q63 - Vital Signs At a Glance Contract Report for 228966/0001 - March 2019

Name or company name	MR AM TOMALIN
Contract type name	GDS Contract
Purpose of contract	General
Contract start date	01/04/2006
Contract end date	

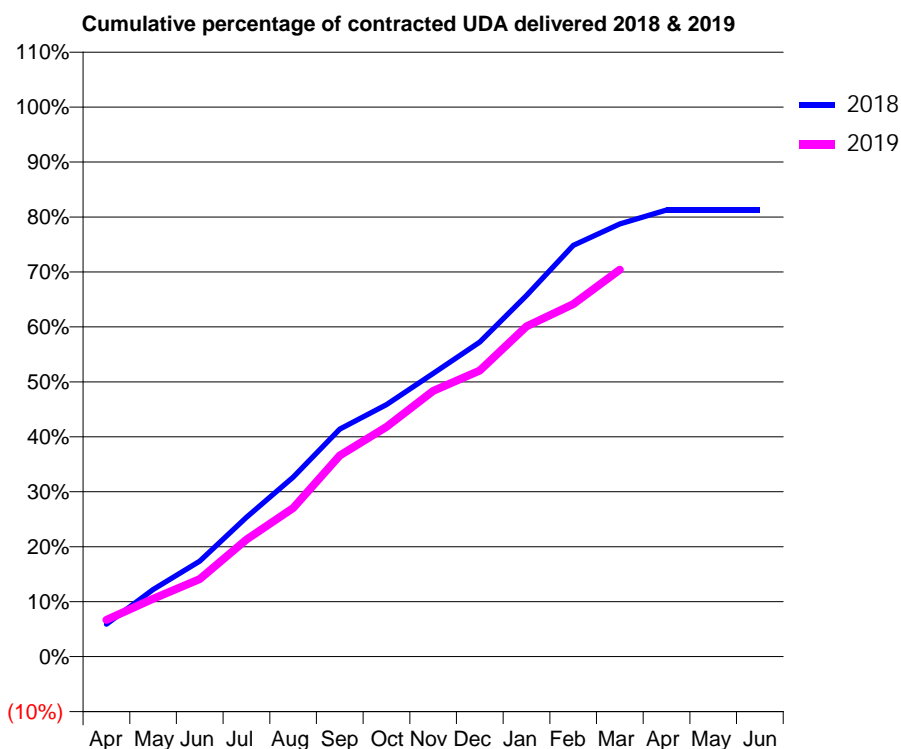
18/19 Contracted general activity (UDA)	2,100
Carry forward general activity (UDA)	0
18/19 Contracted orthodontic activity (UOA)	0
Carry forward orthodontic activity (UOA)	0
Baseline contract value	£47,070.25

ACCESS*

Patients seen in 24 months	Total	Change since previous quarter
Quarter ending March 2018	1,006	
Quarter ending June 2018	1,003	→
Quarter ending September 2018	988	↓
Quarter ending December 2018	970	↓
Quarter ending March 2019	961	→
Variance since March 2018	(4.5%)	↓



ACTIVITY



Month	Adjusted Scheduled Activity (UDA)	
	2018	2019
April	124	140
May	257	221
June	365	296
July	532	447
August	686	568
September	870	769
October	963	878
November	1,082	1,015
December	1,202	1,093
January	1,380	1,262
February	1,571	1,347
March	1,653	1,478
April	1,706	
May	1,706	
June	1,706	

QUALITY

	Quantity	Base Number	Contract	AT	Region	England
% of FP17s for the same patient ID Re-attending within 3 months - Children	54	1,093	4.9%	10.3%	11.9%	11.8%
% of FP17s for the same patient ID Re-attending within 3 months - Adults	5	211	2.4%	15.6%	16.9%	15.7%
% of FP17s for the same patient ID Re-attending between 3 & 9 months - Children	699	1,093	64.0%	49.3%	48.9%	58.9%
% of FP17s for the same patient ID Re-attending between 3 & 9 months - Adults	111	211	52.6%	38.6%	38.9%	50.8%
% of FP17s for Band 1 Urgent Courses	27	1,256	2.1%	10.3%	10.7%	9.1%
% of FP17s Relating to Free Repair or Replacements	0	1,256	0.0%	0.6%	0.5%	0.8%
% of FP17s Relating to Continuations	0	1,256	0.0%	0.9%	0.7%	0.9%
% of Patients satisfied with the dentistry they have received	1	1	N/A	90.5%	89.1%	92.5%
% of Patients satisfied with the time they had to wait for an appointment	1	1	N/A	86.3%	83.1%	87.0%

* This is based on patients treated on this contract for their most recent course of treatment. Figures in italics indicate the base number of FP17s or Patient Questionnaire responses are less than 100. N/A is shown where the base number of responses is less than 10 during the period. % is calculated as Quantity/Base number*100

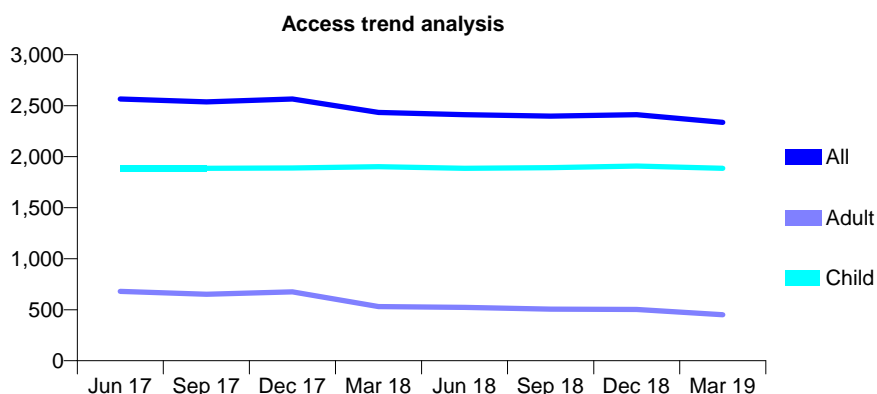
Q63 - Vital Signs At a Glance Contract Report for 230316/0001 - March 2019

Name or company name	MR PA DOOLEY
Contract type name	GDS Contract
Purpose of contract	General
Contract start date	01/09/2014
Contract end date	

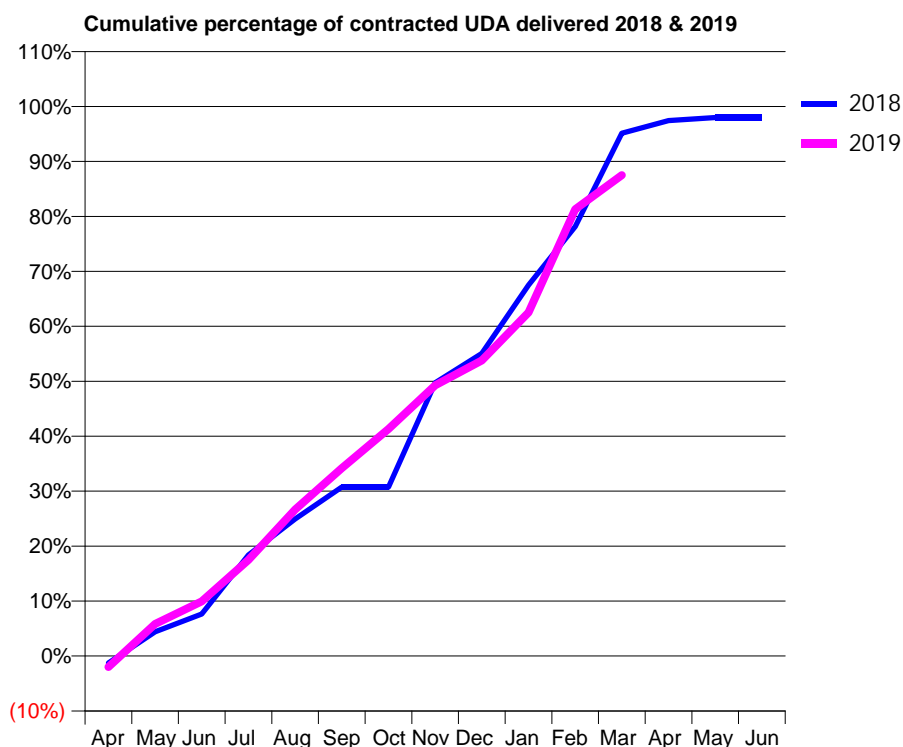
18/19 Contracted general activity (UDA)	5,500
Carry forward general activity (UDA)	111
18/19 Contracted orthodontic activity (UOA)	0
Carry forward orthodontic activity (UOA)	0
Baseline contract value	£128,980.07

ACCESS*

Patients seen in 24 months	Total	Change since previous quarter
Quarter ending March 2018	2,433	
Quarter ending June 2018	2,411	→
Quarter ending September 2018	2,398	→
Quarter ending December 2018	2,411	→
Quarter ending March 2019	2,337	↓
Variance since March 2018	(3.9%)	↓



ACTIVITY



Month	Adjusted Scheduled Activity (UDA)	
	2018	2019
April	-72	-111
May	242	321
June	421	548
July	1,012	962
August	1,371	1,467
September	1,690	1,879
October	1,690	2,272
November	2,735	2,709
December	3,028	2,958
January	3,712	3,438
February	4,298	4,472
March	5,233	4,813
April	5,358	
May	5,389	
June	5,389	

QUALITY

	Quantity	Base Number	Contract	AT	Region	England
% of FP17s for the same patient ID Re-attending within 3 months - Children	176	2,671	6.6%	10.3%	11.9%	11.8%
% of FP17s for the same patient ID Re-attending within 3 months - Adults	23	341	6.7%	15.6%	16.9%	15.7%
% of FP17s for the same patient ID Re-attending between 3 & 9 months - Children	1,773	2,671	66.4%	49.3%	48.9%	58.9%
% of FP17s for the same patient ID Re-attending between 3 & 9 months - Adults	170	341	49.9%	38.6%	38.9%	50.8%
% of FP17s for Band 1 Urgent Courses	74	2,887	2.6%	10.3%	10.7%	9.1%
% of FP17s Relating to Free Repair or Replacements	0	2,887	0.0%	0.6%	0.5%	0.8%
% of FP17s Relating to Continuations	0	2,887	0.0%	0.9%	0.7%	0.9%
% of Patients satisfied with the dentistry they have received	0	0	N/A	90.5%	89.1%	92.5%
% of Patients satisfied with the time they had to wait for an appointment	0	0	N/A	86.3%	83.1%	87.0%

* This is based on patients treated on this contract for their most recent course of treatment. Figures in italics indicate the base number of FP17s or Patient Questionnaire responses are less than 100. N/A is shown where the base number of responses is less than 10 during the period. % is calculated as Quantity/Base number*100

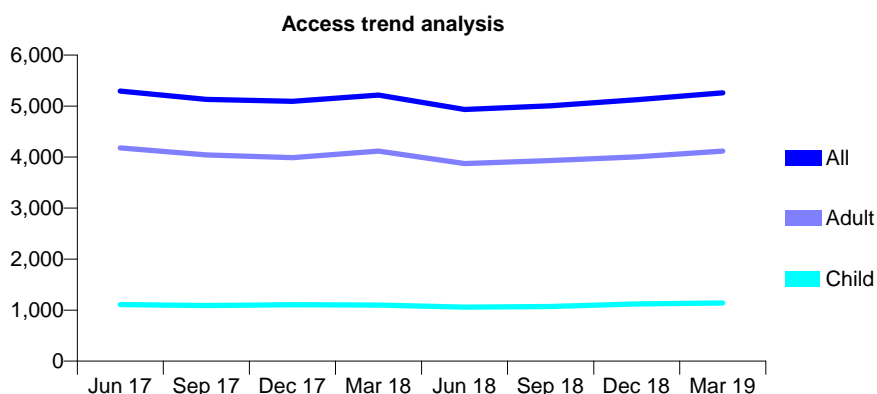
Q63 - Vital Signs At a Glance Contract Report for 234141/0001 - March 2019

Name or company name	MR DS TRENT
Contract type name	GDS Contract
Purpose of contract	General
Contract start date	01/04/2006
Contract end date	

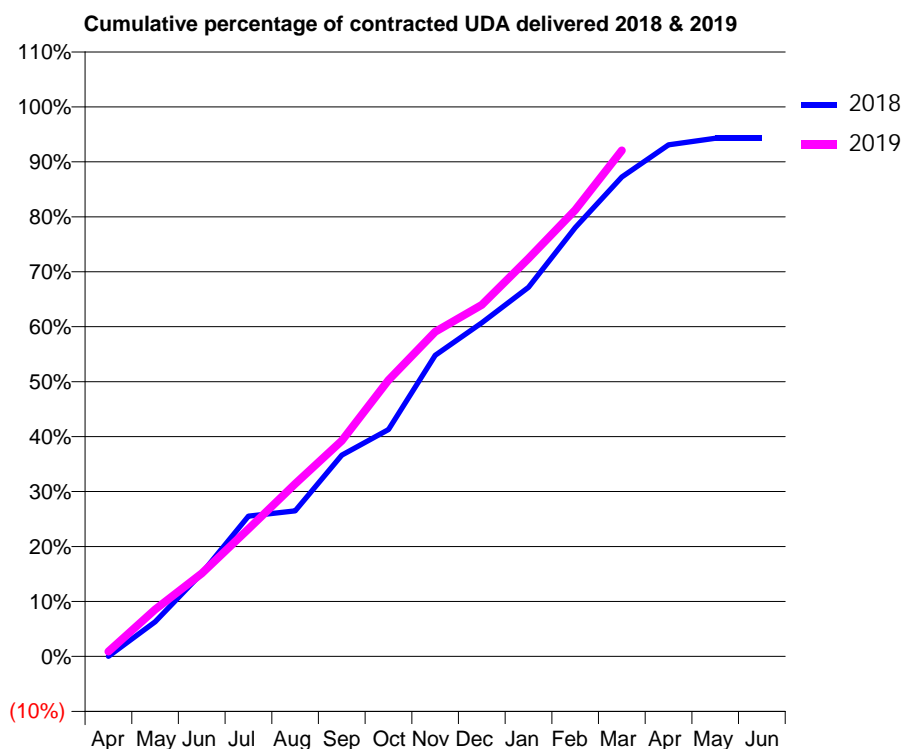
18/19 Contracted general activity (UDA)	19,000
Carry forward general activity (UDA)	0
18/19 Contracted orthodontic activity (UOA)	0
Carry forward orthodontic activity (UOA)	0
Baseline contract value	£567,327.60

ACCESS*

Patients seen in 24 months	Total	Change since previous quarter
Quarter ending March 2018	5,217	
Quarter ending June 2018	4,932	↓
Quarter ending September 2018	5,005	→
Quarter ending December 2018	5,126	↑
Quarter ending March 2019	5,259	↑
Variance since March 2018	0.8%	→



ACTIVITY



Month	Adjusted Scheduled Activity (UDA)	
	2018	2019
April	1	168
May	1,202	1,626
June	2,874	2,872
July	4,851	4,408
August	5,030	5,968
September	6,959	7,457
October	7,847	9,551
November	10,408	11,225
December	11,532	12,155
January	12,758	13,762
February	14,827	15,436
March	16,572	17,495
April	17,683	
May	17,913	
June	17,913	

QUALITY

	Quantity	Base Number	Contract	AT	Region	England
% of FP17s for the same patient ID Re-attending within 3 months - Children	72	1,316	5.5%	10.3%	11.9%	11.8%
% of FP17s for the same patient ID Re-attending within 3 months - Adults	424	4,546	9.3%	15.6%	16.9%	15.7%
% of FP17s for the same patient ID Re-attending between 3 & 9 months - Children	516	1,316	39.2%	49.3%	48.9%	58.9%
% of FP17s for the same patient ID Re-attending between 3 & 9 months - Adults	1,882	4,546	41.4%	38.6%	38.9%	50.8%
% of FP17s for Band 1 Urgent Courses	233	5,539	4.2%	10.3%	10.7%	9.1%
% of FP17s Relating to Free Repair or Replacements	64	5,539	1.2%	0.6%	0.5%	0.8%
% of FP17s Relating to Continuations	54	5,539	1.0%	0.9%	0.7%	0.9%
% of Patients satisfied with the dentistry they have received	6	6	N/A	90.5%	89.1%	92.5%
% of Patients satisfied with the time they had to wait for an appointment	6	6	N/A	86.3%	83.1%	87.0%

* This is based on patients treated on this contract for their most recent course of treatment. Figures in italics indicate the base number of FP17s or Patient Questionnaire responses are less than 100. N/A is shown where the base number of responses is less than 10 during the period. % is calculated as Quantity/Base number*100

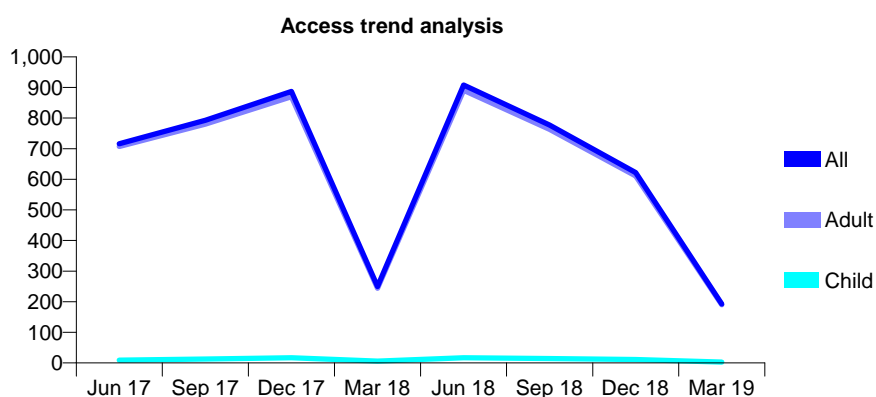
Q63 - Vital Signs At a Glance Contract Report for 234141/0002 - March 2019

Name or company name	MR DS TRENT
Contract type name	PDS Contract
Purpose of contract	General
Contract start date	01/09/2010
Contract end date	31/07/2018

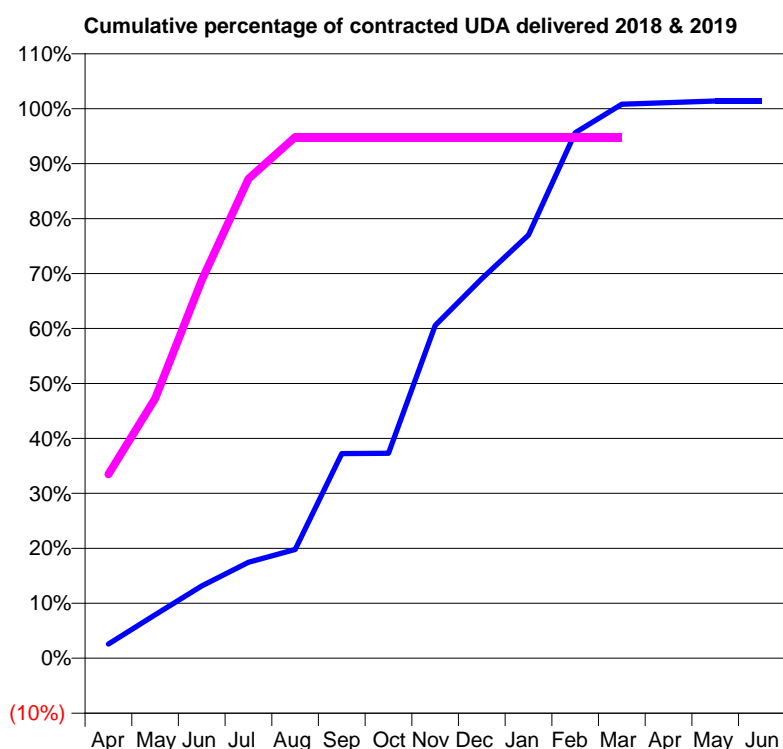
18/19 Contracted general activity (UDA)	986
Carry forward general activity (UDA)	0
18/19 Contracted orthodontic activity (UOA)	0
Carry forward orthodontic activity (UOA)	0
Baseline contract value	£50,434.70

ACCESS*

Patients seen in 24 months	Total	Change since previous quarter
Quarter ending March 2018	250	
Quarter ending June 2018	908	↑
Quarter ending September 2018	777	↓
Quarter ending December 2018	622	↓
Quarter ending March 2019	193	↓
Variance since March 2018	(22.8%)	↓



ACTIVITY



Month	2018	2019
April	54	330
May	166	466
June	276	678
July	366	860
August	415	935
September	781	935
October	782	935
November	1,270	935
December	1,448	935
January	1,615	935
February	2,005	935
March	2,114	935
April	2,120	
May	2,126	
June	2,126	

QUALITY

	Quantity	Base Number	Contract	AT	Region	England
% of FP17s for the same patient ID Re-attending within 3 months - Children	0	5	0.0%	10.3%	11.9%	11.8%
% of FP17s for the same patient ID Re-attending within 3 months - Adults	6	338	1.8%	15.6%	16.9%	15.7%
% of FP17s for the same patient ID Re-attending between 3 & 9 months - Children	0	5	0.0%	49.3%	48.9%	58.9%
% of FP17s for the same patient ID Re-attending between 3 & 9 months - Adults	1	338	0.3%	38.6%	38.9%	50.8%
% of FP17s for Band 1 Urgent Courses	0	337	0.0%	10.3%	10.7%	9.1%
% of FP17s Relating to Free Repair or Replacements	0	337	0.0%	0.6%	0.5%	0.8%
% of FP17s Relating to Continuations	0	337	0.0%	0.9%	0.7%	0.9%
% of Patients satisfied with the dentistry they have received	0	0	N/A	90.5%	89.1%	92.5%
% of Patients satisfied with the time they had to wait for an appointment	0	0	N/A	86.3%	83.1%	87.0%

* This is based on patients treated on this contract for their most recent course of treatment.

Figures in italics indicate the base number of FP17s or Patient Questionnaire responses are less than 100. N/A is shown where the base number of responses is less than 10 during the period. % is calculated as Quantity/Base number*100

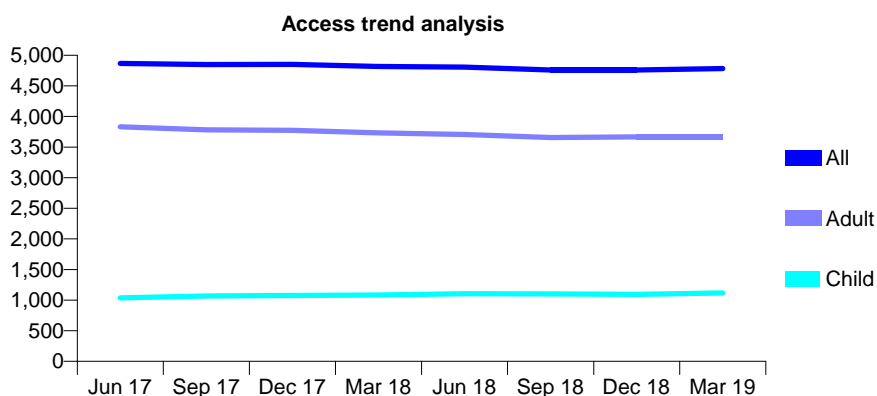
Q63 - Vital Signs At a Glance Contract Report for 239992/0001 - March 2019

Name or company name	MR J PATEL
Contract type name	GDS Contract
Purpose of contract	General
Contract start date	01/04/2006
Contract end date	

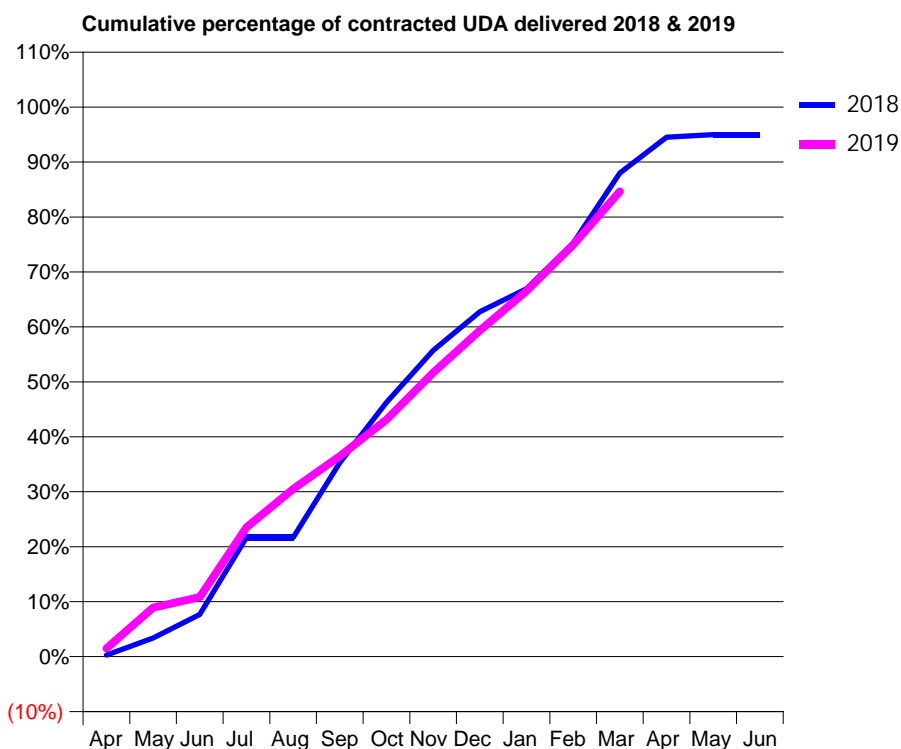
18/19 Contracted general activity (UDA)	14,173
Carry forward general activity (UDA)	0
18/19 Contracted orthodontic activity (UOA)	0
Carry forward orthodontic activity (UOA)	0
Baseline contract value	£388,923.38

ACCESS*

Patients seen in 24 months	Total	Change since previous quarter
Quarter ending March 2018	4,817	
Quarter ending June 2018	4,807	→
Quarter ending September 2018	4,759	→
Quarter ending December 2018	4,760	→
Quarter ending March 2019	4,783	→
Variance since March 2018	(0.7%)	→



ACTIVITY



Month	Adjusted Scheduled Activity (UDA)	
	2018	2019
April	38	215
May	484	1,264
June	1,088	1,533
July	3,074	3,334
August	3,074	4,324
September	5,001	5,172
October	6,558	6,110
November	7,898	7,326
December	8,894	8,412
January	9,489	9,428
February	10,667	10,624
March	12,470	11,995
April	13,393	
May	13,458	
June	13,458	

QUALITY

	Quantity	Base Number	Contract	AT	Region	England
% of FP17s for the same patient ID Re-attending within 3 months - Children	147	1,534	9.6%	10.3%	11.9%	11.8%
% of FP17s for the same patient ID Re-attending within 3 months - Adults	523	4,038	13.0%	15.6%	16.9%	15.7%
% of FP17s for the same patient ID Re-attending between 3 & 9 months - Children	737	1,534	48.0%	49.3%	48.9%	58.9%
% of FP17s for the same patient ID Re-attending between 3 & 9 months - Adults	1,657	4,038	41.0%	38.6%	38.9%	50.8%
% of FP17s for Band 1 Urgent Courses	374	5,247	7.1%	10.3%	10.7%	9.1%
% of FP17s Relating to Free Repair or Replacements	23	5,247	0.4%	0.6%	0.5%	0.8%
% of FP17s Relating to Continuations	71	5,247	1.4%	0.9%	0.7%	0.9%
% of Patients satisfied with the dentistry they have received	4	4	N/A	90.5%	89.1%	92.5%
% of Patients satisfied with the time they had to wait for an appointment	4	4	N/A	86.3%	83.1%	87.0%

* This is based on patients treated on this contract for their most recent course of treatment. Figures in italics indicate the base number of FP17s or Patient Questionnaire responses are less than 100. N/A is shown where the base number of responses is less than 10 during the period. % is calculated as Quantity/Base number*100

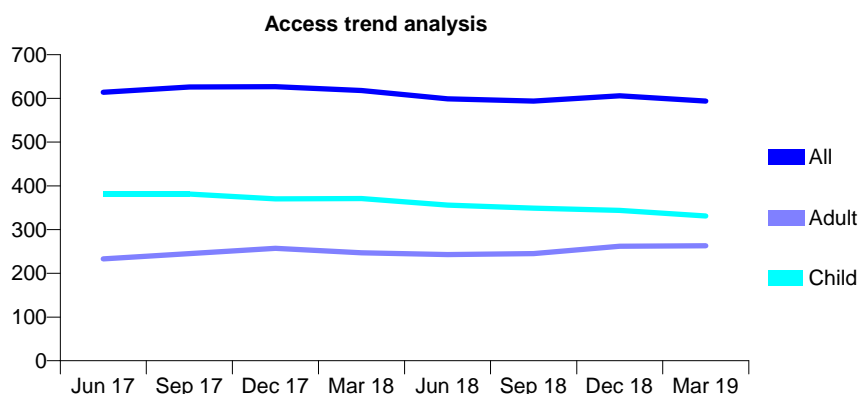
Q63 - Vital Signs At a Glance Contract Report for 241377/0001 - March 2019

Name or company name	MR DJ SCHWARTZ
Contract type name	GDS Contract
Purpose of contract	General
Contract start date	01/01/2013
Contract end date	

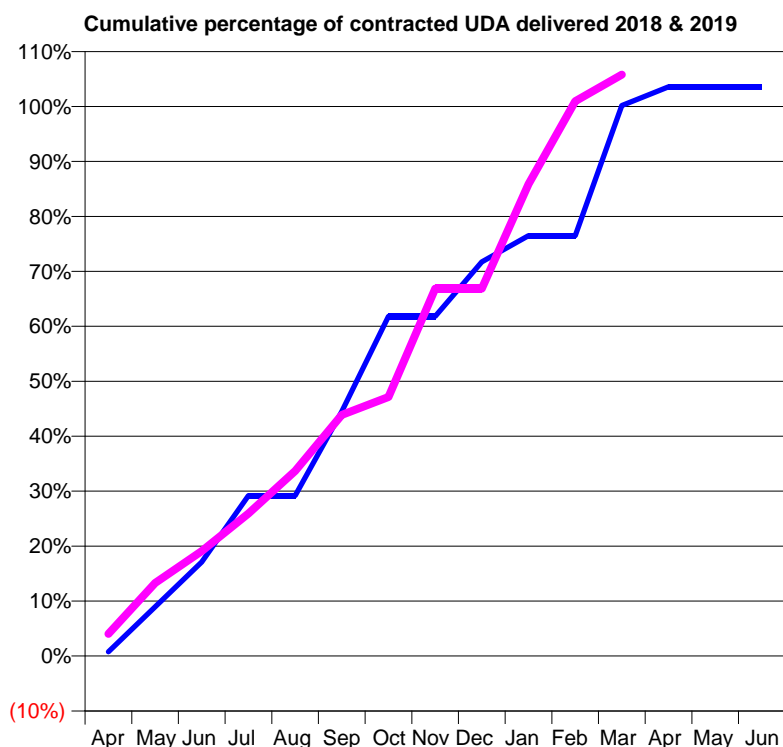
18/19 Contracted general activity (UDA)	1,315
Carry forward general activity (UDA)	-26
18/19 Contracted orthodontic activity (UOA)	0
Carry forward orthodontic activity (UOA)	0
Baseline contract value	£29,266.73

ACCESS*

Patients seen in 24 months	Total	Change since previous quarter
Quarter ending March 2018	618	
Quarter ending June 2018	599	↓
Quarter ending September 2018	594	→
Quarter ending December 2018	606	↑
Quarter ending March 2019	594	↓
Variance since March 2018	(3.9%)	↓



ACTIVITY



Month	Adjusted Scheduled Activity (UDA)	
	2018	2019
April	10	53
May	118	175
June	225	251
July	384	341
August	384	443
September	585	577
October	813	620
November	813	879
December	943	879
January	1,006	1,129
February	1,006	1,327
March	1,317	1,391
April	1,362	
May	1,362	
June	1,362	

QUALITY

	Quantity	Base Number	Contract	AT	Region	England
% of FP17s for the same patient ID Re-attending within 3 months - Children	1	353	0.3%	10.3%	11.9%	11.8%
% of FP17s for the same patient ID Re-attending within 3 months - Adults	1	166	0.6%	15.6%	16.9%	15.7%
% of FP17s for the same patient ID Re-attending between 3 & 9 months - Children	105	353	29.7%	49.3%	48.9%	58.9%
% of FP17s for the same patient ID Re-attending between 3 & 9 months - Adults	24	166	14.5%	38.6%	38.9%	50.8%
% of FP17s for Band 1 Urgent Courses	1	504	0.2%	10.3%	10.7%	9.1%
% of FP17s Relating to Free Repair or Replacements	0	504	0.0%	0.6%	0.5%	0.8%
% of FP17s Relating to Continuations	0	504	0.0%	0.9%	0.7%	0.9%
% of Patients satisfied with the dentistry they have received	1	1	N/A	90.5%	89.1%	92.5%
% of Patients satisfied with the time they had to wait for an appointment	1	1	N/A	86.3%	83.1%	87.0%

* This is based on patients treated on this contract for their most recent course of treatment. Figures in italics indicate the base number of FP17s or Patient Questionnaire responses are less than 100. N/A is shown where the base number of responses is less than 10 during the period. % is calculated as Quantity/Base number*100

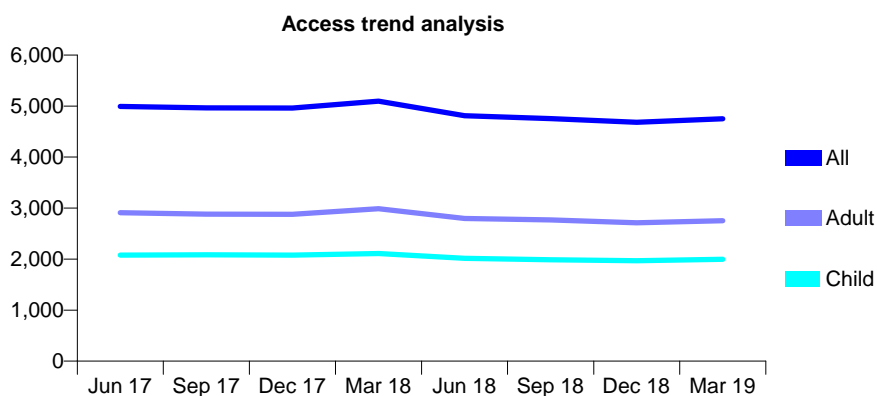
Q63 - Vital Signs At a Glance Contract Report for 244317/0001 - March 2019

Name or company name	MR DS KULLAR
Contract type name	GDS Contract
Purpose of contract	General
Contract start date	01/04/2006
Contract end date	

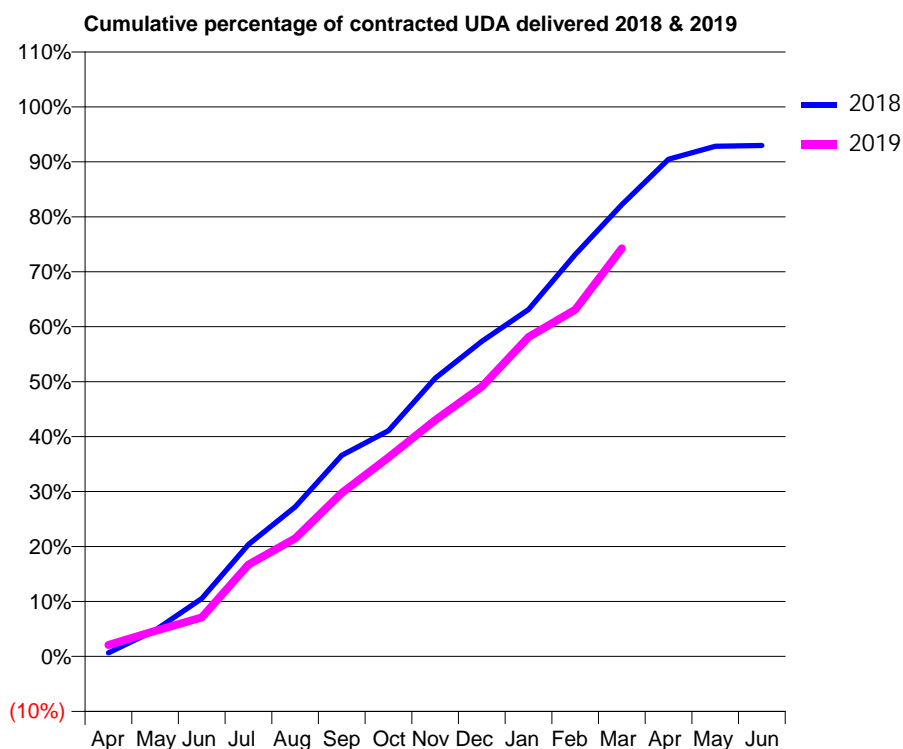
18/19 Contracted general activity (UDA)	16,130
Carry forward general activity (UDA)	0
18/19 Contracted orthodontic activity (UOA)	0
Carry forward orthodontic activity (UOA)	0
Baseline contract value	£446,128.86

ACCESS*

Patients seen in 24 months	Total	Change since previous quarter
Quarter ending March 2018	5,096	
Quarter ending June 2018	4,813	↓
Quarter ending September 2018	4,755	↓
Quarter ending December 2018	4,682	↓
Quarter ending March 2019	4,751	→
Variance since March 2018	(6.8%)	↓



ACTIVITY



Month	2018	2019
April	108	334
May	768	751
June	1,701	1,146
July	3,284	2,695
August	4,389	3,465
September	5,904	4,795
October	6,626	5,841
November	8,167	6,932
December	9,249	7,918
January	10,184	9,374
February	11,797	10,179
March	13,260	11,978
April	14,593	
May	14,974	
June	14,998	

QUALITY

	Quantity	Base Number	Contract	AT	Region	England
% of FP17s for the same patient ID Re-attending within 3 months - Children	118	2,558	4.6%	10.3%	11.9%	11.8%
% of FP17s for the same patient ID Re-attending within 3 months - Adults	386	2,783	13.9%	15.6%	16.9%	15.7%
% of FP17s for the same patient ID Re-attending between 3 & 9 months - Children	1,387	2,558	54.2%	49.3%	48.9%	58.9%
% of FP17s for the same patient ID Re-attending between 3 & 9 months - Adults	1,013	2,783	36.4%	38.6%	38.9%	50.8%
% of FP17s for Band 1 Urgent Courses	532	4,747	11.2%	10.3%	10.7%	9.1%
% of FP17s Relating to Free Repair or Replacements	14	4,747	0.3%	0.6%	0.5%	0.8%
% of FP17s Relating to Continuations	7	4,747	0.1%	0.9%	0.7%	0.9%
% of Patients satisfied with the dentistry they have received	1	1	N/A	90.5%	89.1%	92.5%
% of Patients satisfied with the time they had to wait for an appointment	1	1	N/A	86.3%	83.1%	87.0%

* This is based on patients treated on this contract for their most recent course of treatment. Figures in italics indicate the base number of FP17s or Patient Questionnaire responses are less than 100. N/A is shown where the base number of responses is less than 10 during the period. % is calculated as Quantity/Base number*100

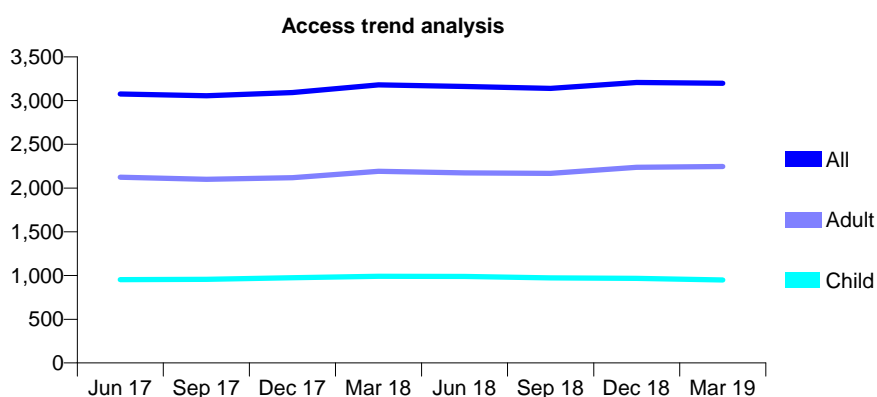
Q63 - Vital Signs At a Glance Contract Report for 244325/0001 - March 2019

Name or company name	MISS G MEHRA
Contract type name	GDS Contract
Purpose of contract	General
Contract start date	01/04/2006
Contract end date	

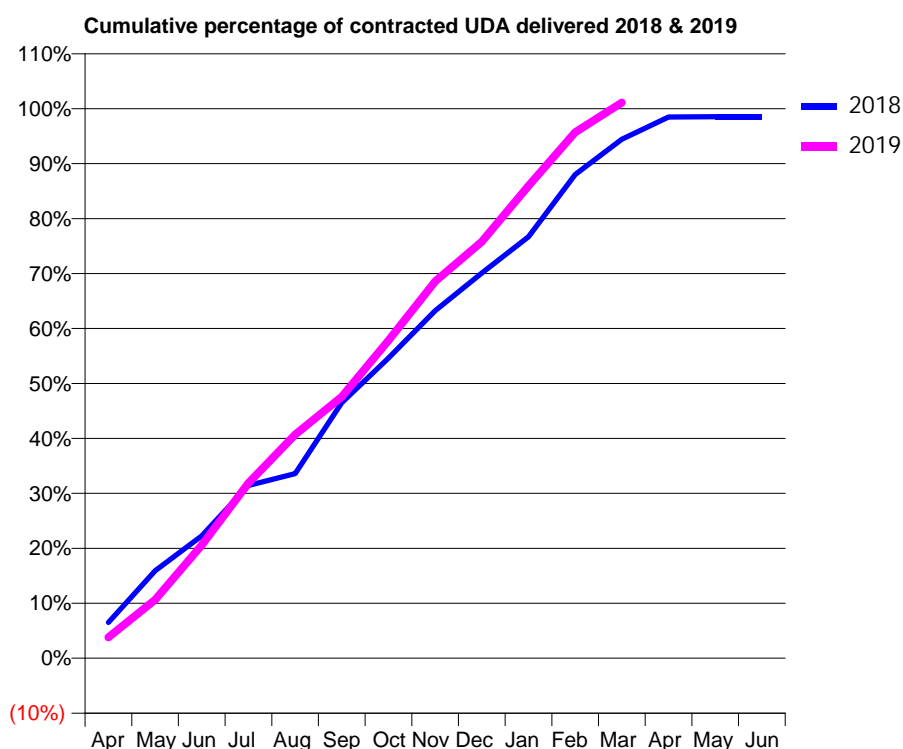
18/19 Contracted general activity (UDA)	6,912
Carry forward general activity (UDA)	101
18/19 Contracted orthodontic activity (UOA)	0
Carry forward orthodontic activity (UOA)	0
Baseline contract value	£212,159.46

ACCESS*

Patients seen in 24 months	Total	Change since previous quarter
Quarter ending March 2018	3,181	
Quarter ending June 2018	3,161	→
Quarter ending September 2018	3,140	→
Quarter ending December 2018	3,206	↑
Quarter ending March 2019	3,197	→
Variance since March 2018	0.5%	→



ACTIVITY



Month	2018	2019
April	450	262
May	1,102	735
June	1,538	1,422
July	2,173	2,202
August	2,322	2,813
September	3,215	3,288
October	3,775	3,997
November	4,372	4,739
December	4,843	5,239
January	5,301	5,940
February	6,085	6,615
March	6,527	6,987
April	6,807	
May	6,811	
June	6,811	

QUALITY

	Quantity	Base Number	Contract	AT	Region	England
% of FP17s for the same patient ID Re-attending within 3 months - Children	88	1,366	6.4%	10.3%	11.9%	11.8%
% of FP17s for the same patient ID Re-attending within 3 months - Adults	315	2,593	12.1%	15.6%	16.9%	15.7%
% of FP17s for the same patient ID Re-attending between 3 & 9 months - Children	816	1,366	59.7%	49.3%	48.9%	58.9%
% of FP17s for the same patient ID Re-attending between 3 & 9 months - Adults	1,148	2,593	44.3%	38.6%	38.9%	50.8%
% of FP17s for Band 1 Urgent Courses	238	3,815	6.2%	10.3%	10.7%	9.1%
% of FP17s Relating to Free Repair or Replacements	23	3,815	0.6%	0.6%	0.5%	0.8%
% of FP17s Relating to Continuations	61	3,815	1.6%	0.9%	0.7%	0.9%
% of Patients satisfied with the dentistry they have received	0	0	N/A	90.5%	89.1%	92.5%
% of Patients satisfied with the time they had to wait for an appointment	0	0	N/A	86.3%	83.1%	87.0%

* This is based on patients treated on this contract for their most recent course of treatment. Figures in italics indicate the base number of FP17s or Patient Questionnaire responses are less than 100. N/A is shown where the base number of responses is less than 10 during the period. % is calculated as Quantity/Base number*100

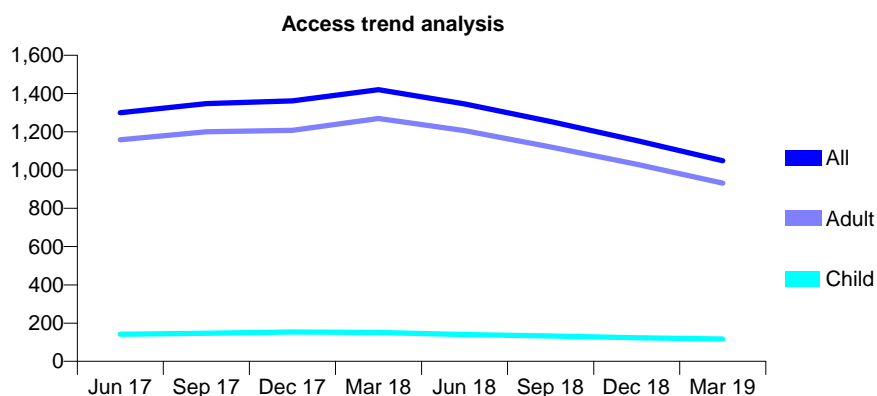
Q63 - Vital Signs At a Glance Contract Report for 253766/0002 - March 2019

Name or company name	MR OA ODEYEMI
Contract type name	GDS Contract
Purpose of contract	General
Contract start date	01/04/2015
Contract end date	

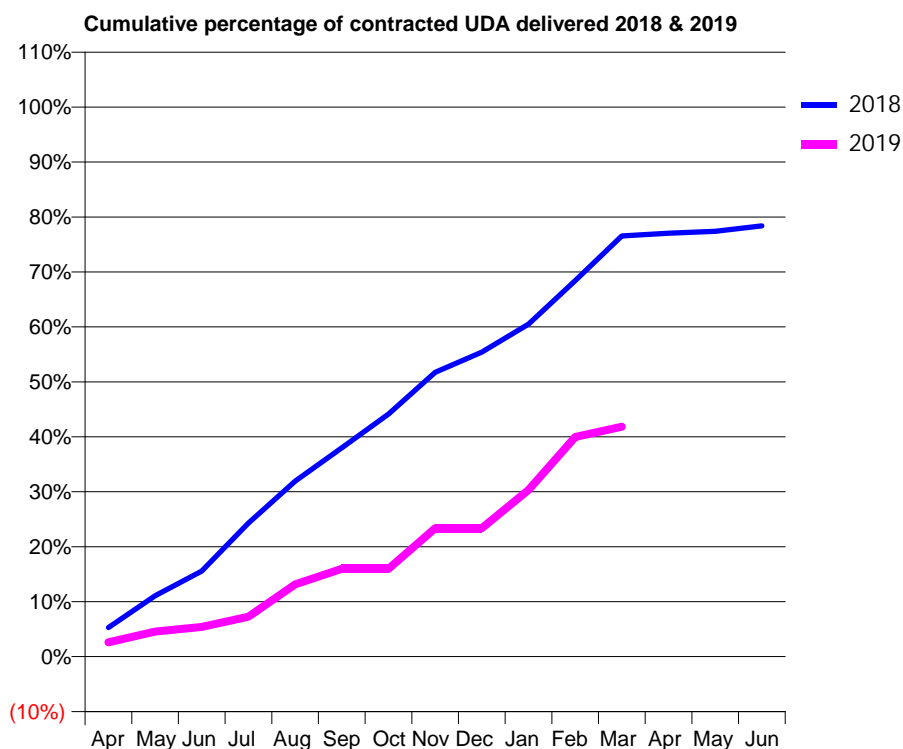
18/19 Contracted general activity (UDA)	3,667
Carry forward general activity (UDA)	0
18/19 Contracted orthodontic activity (UOA)	0
Carry forward orthodontic activity (UOA)	0
Baseline contract value	£102,010.54

ACCESS*

Patients seen in 24 months	Total	Change since previous quarter
Quarter ending March 2018	1,420	
Quarter ending June 2018	1,346	↓
Quarter ending September 2018	1,254	↓
Quarter ending December 2018	1,154	↓
Quarter ending March 2019	1,049	↓
Variance since March 2018	(26.1%)	↓



ACTIVITY



Month	Adjusted Scheduled Activity (UDA)	
	2018	2019
April	193	96
May	406	167
June	571	198
July	891	266
August	1,171	482
September	1,393	586
October	1,618	586
November	1,897	858
December	2,032	858
January	2,219	1,112
February	2,509	1,466
March	2,807	1,535
April	2,825	
May	2,838	
June	2,874	

QUALITY

	Quantity	Base Number	Contract	AT	Region	England
% of FP17s for the same patient ID Re-attending within 3 months - Children	3	77	3.9%	10.3%	11.9%	11.8%
% of FP17s for the same patient ID Re-attending within 3 months - Adults	36	552	6.5%	15.6%	16.9%	15.7%
% of FP17s for the same patient ID Re-attending between 3 & 9 months - Children	12	77	15.6%	49.3%	48.9%	58.9%
% of FP17s for the same patient ID Re-attending between 3 & 9 months - Adults	162	552	29.3%	38.6%	38.9%	50.8%
% of FP17s for Band 1 Urgent Courses	44	581	7.6%	10.3%	10.7%	9.1%
% of FP17s Relating to Free Repair or Replacements	0	581	0.0%	0.6%	0.5%	0.8%
% of FP17s Relating to Continuations	7	581	1.2%	0.9%	0.7%	0.9%
% of Patients satisfied with the dentistry they have received	0	0	N/A	90.5%	89.1%	92.5%
% of Patients satisfied with the time they had to wait for an appointment	0	0	N/A	86.3%	83.1%	87.0%

* This is based on patients treated on this contract for their most recent course of treatment. Figures in italics indicate the base number of FP17s or Patient Questionnaire responses are less than 100. N/A is shown where the base number of responses is less than 10 during the period. % is calculated as Quantity/Base number*100

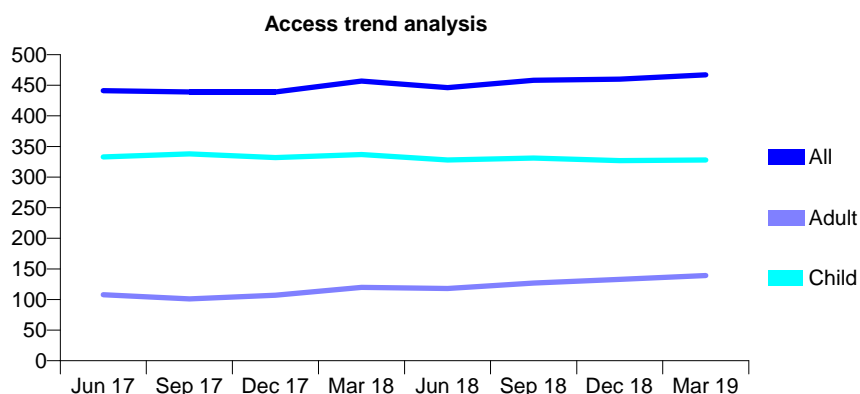
Q63 - Vital Signs At a Glance Contract Report for 254010/0001 - March 2019

Name or company name	MR P AZARI
Contract type name	GDS Contract
Purpose of contract	General
Contract start date	01/04/2006
Contract end date	

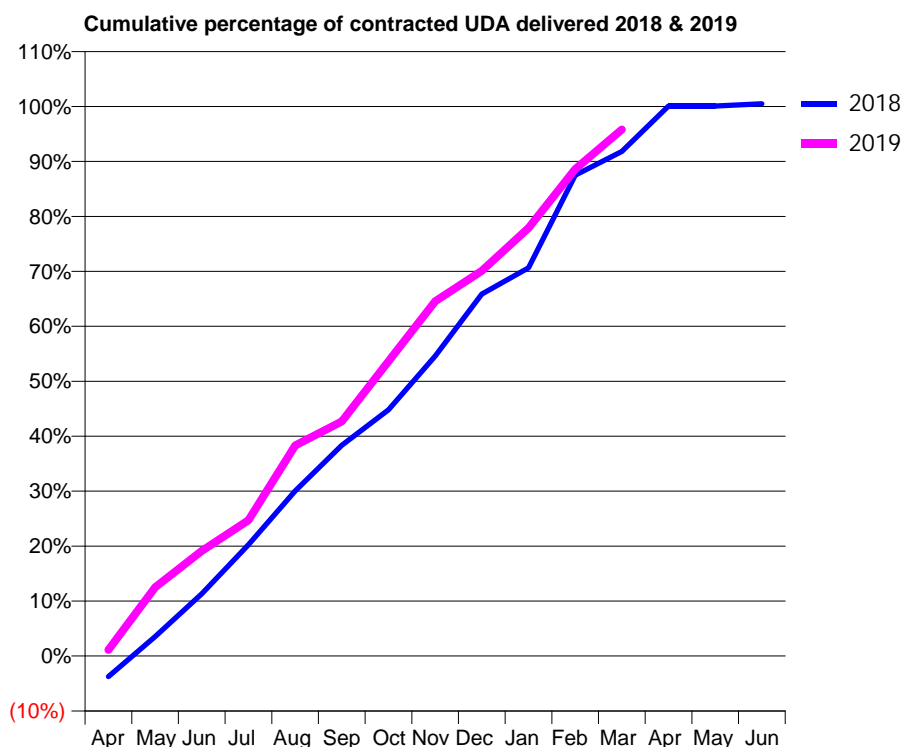
18/19 Contracted general activity (UDA)	800
Carry forward general activity (UDA)	-4
18/19 Contracted orthodontic activity (UOA)	0
Carry forward orthodontic activity (UOA)	0
Baseline contract value	£22,511.58

ACCESS*

Patients seen in 24 months	Total	Change since previous quarter
Quarter ending March 2018	457	
Quarter ending June 2018	446	↓
Quarter ending September 2018	458	↑
Quarter ending December 2018	460	→
Quarter ending March 2019	467	→
Variance since March 2018	2.2%	↑



ACTIVITY



Month	Adjusted Scheduled Activity (UDA)	
	2018	2019
April	-30	9
May	28	100
June	91	153
July	162	198
August	240	306
September	307	341
October	358	429
November	437	516
December	527	561
January	565	623
February	700	709
March	735	766
April	801	
May	801	
June	804	

QUALITY

	Quantity	Base Number	Contract	AT	Region	England
% of FP17s for the same patient ID Re-attending within 3 months - Children	10	372	2.7%	10.3%	11.9%	11.8%
% of FP17s for the same patient ID Re-attending within 3 months - Adults	24	155	15.5%	15.6%	16.9%	15.7%
% of FP17s for the same patient ID Re-attending between 3 & 9 months - Children	152	372	40.9%	49.3%	48.9%	58.9%
% of FP17s for the same patient ID Re-attending between 3 & 9 months - Adults	62	155	40.0%	38.6%	38.9%	50.8%
% of FP17s for Band 1 Urgent Courses	32	501	6.4%	10.3%	10.7%	9.1%
% of FP17s Relating to Free Repair or Replacements	0	501	0.0%	0.6%	0.5%	0.8%
% of FP17s Relating to Continuations	2	501	0.4%	0.9%	0.7%	0.9%
% of Patients satisfied with the dentistry they have received	0	0	N/A	90.5%	89.1%	92.5%
% of Patients satisfied with the time they had to wait for an appointment	0	0	N/A	86.3%	83.1%	87.0%

* This is based on patients treated on this contract for their most recent course of treatment. Figures in italics indicate the base number of FP17s or Patient Questionnaire responses are less than 100. N/A is shown where the base number of responses is less than 10 during the period. % is calculated as Quantity/Base number*100

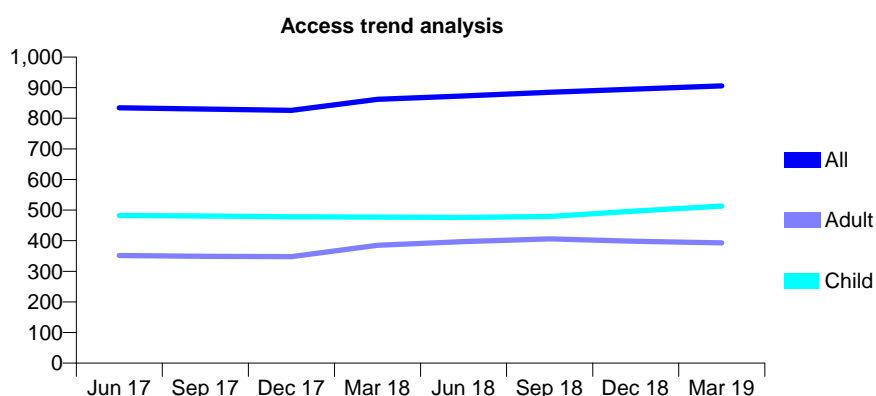
Q63 - Vital Signs At a Glance Contract Report for 254010/0002 - March 2019

Name or company name	Days Lane Dental
Contract type name	GDS Contract
Purpose of contract	General
Contract start date	01/04/2006
Contract end date	

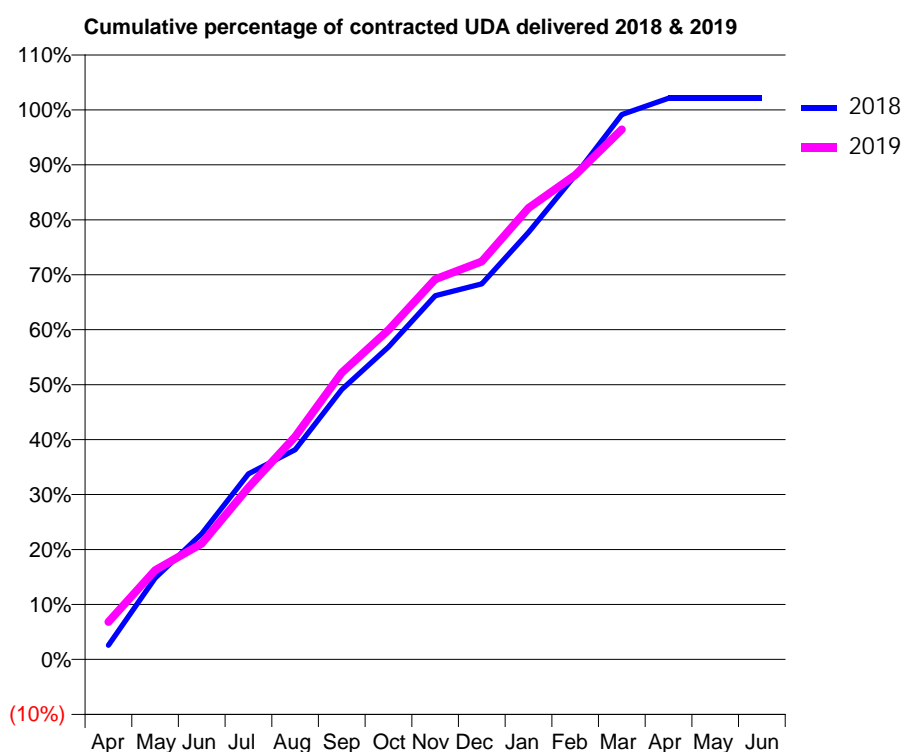
18/19 Contracted general activity (UDA)	1,828
Carry forward general activity (UDA)	-37
18/19 Contracted orthodontic activity (UOA)	0
Carry forward orthodontic activity (UOA)	0
Baseline contract value	£56,329.35

ACCESS*

Patients seen in 24 months	Total	Change since previous quarter
Quarter ending March 2018	862	
Quarter ending June 2018	873	→
Quarter ending September 2018	885	→
Quarter ending December 2018	895	→
Quarter ending March 2019	906	→
Variance since March 2018	5.1%	↑



ACTIVITY



Month	Adjusted Scheduled Activity (UDA)	
	2018	2019
April	47	125
May	271	297
June	418	385
July	617	572
August	697	741
September	898	954
October	1,040	1,096
November	1,210	1,264
December	1,249	1,324
January	1,421	1,501
February	1,610	1,611
March	1,812	1,763
April	1,867	
May	1,867	
June	1,867	

QUALITY

	Quantity	Base Number	Contract	AT	Region	England
% of FP17s for the same patient ID Re-attending within 3 months - Children	40	681	5.9%	10.3%	11.9%	11.8%
% of FP17s for the same patient ID Re-attending within 3 months - Adults	36	404	8.9%	15.6%	16.9%	15.7%
% of FP17s for the same patient ID Re-attending between 3 & 9 months - Children	363	681	53.3%	49.3%	48.9%	58.9%
% of FP17s for the same patient ID Re-attending between 3 & 9 months - Adults	189	404	46.8%	38.6%	38.9%	50.8%
% of FP17s for Band 1 Urgent Courses	51	1,046	4.9%	10.3%	10.7%	9.1%
% of FP17s Relating to Free Repair or Replacements	2	1,046	0.2%	0.6%	0.5%	0.8%
% of FP17s Relating to Continuations	3	1,046	0.3%	0.9%	0.7%	0.9%
% of Patients satisfied with the dentistry they have received	1	1	N/A	90.5%	89.1%	92.5%
% of Patients satisfied with the time they had to wait for an appointment	1	1	N/A	86.3%	83.1%	87.0%

* This is based on patients treated on this contract for their most recent course of treatment. Figures in italics indicate the base number of FP17s or Patient Questionnaire responses are less than 100. N/A is shown where the base number of responses is less than 10 during the period. % is calculated as Quantity/Base number*100

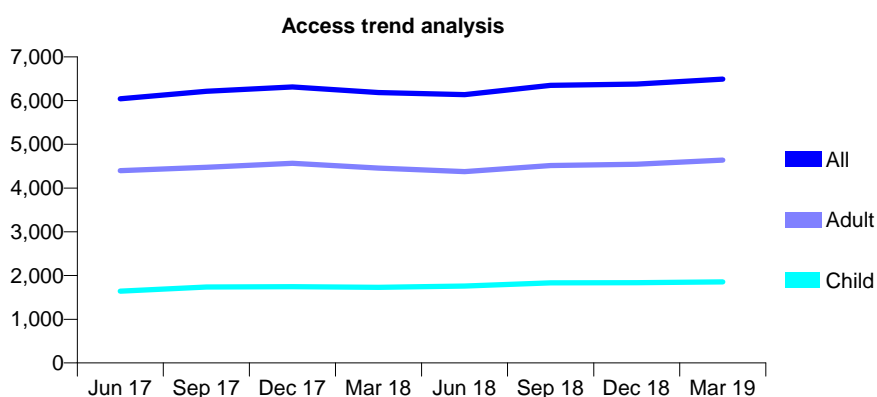
Q63 - Vital Signs At a Glance Contract Report for 257001/0001 - March 2019

Name or company name	MR DS MATHEW
Contract type name	GDS Contract
Purpose of contract	General
Contract start date	01/04/2006
Contract end date	

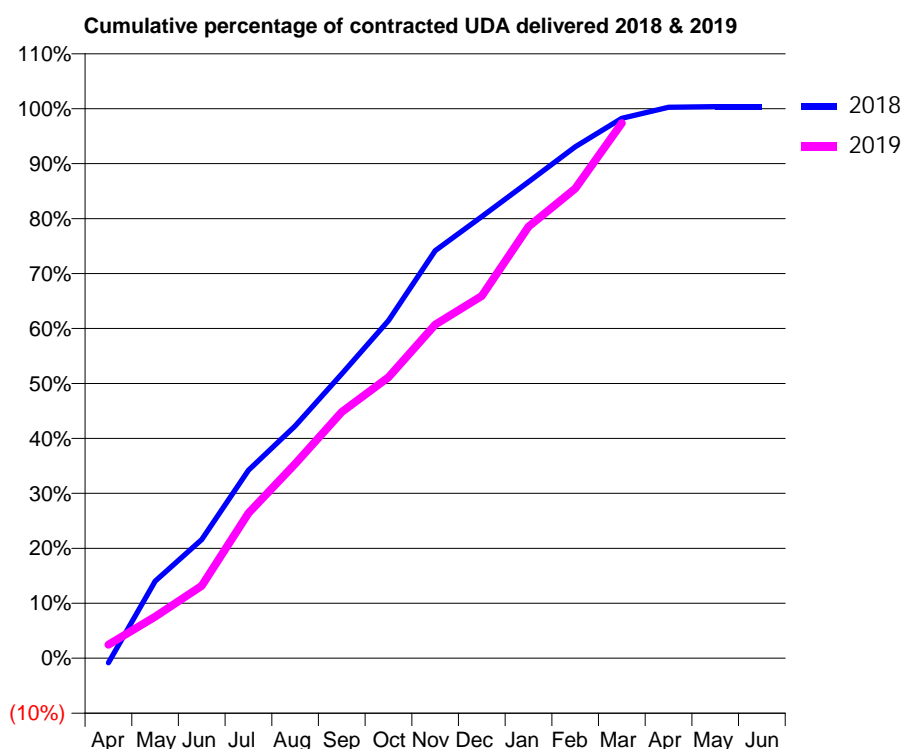
18/19 Contracted general activity (UDA)	14,901
Carry forward general activity (UDA)	-54
18/19 Contracted orthodontic activity (UOA)	0
Carry forward orthodontic activity (UOA)	0
Baseline contract value	£394,526.53

ACCESS*

Patients seen in 24 months	Total	Change since previous quarter
Quarter ending March 2018	6,185	
Quarter ending June 2018	6,134	→
Quarter ending September 2018	6,348	↑
Quarter ending December 2018	6,376	→
Quarter ending March 2019	6,491	→
Variance since March 2018	4.9%	↑



ACTIVITY



Month	2018	2019
April	-123	367
May	2,092	1,125
June	3,218	1,964
July	5,097	3,936
August	6,296	5,271
September	7,708	6,676
October	9,155	7,618
November	11,049	9,046
December	11,976	9,822
January	12,919	11,701
February	13,866	12,734
March	14,641	14,509
April	14,939	
May	14,955	
June	14,955	

QUALITY

	Quantity	Base Number	Contract	AT	Region	England
% of FP17s for the same patient ID Re-attending within 3 months - Children	195	2,299	8.5%	10.3%	11.9%	11.8%
% of FP17s for the same patient ID Re-attending within 3 months - Adults	413	4,634	8.9%	15.6%	16.9%	15.7%
% of FP17s for the same patient ID Re-attending between 3 & 9 months - Children	1,001	2,299	43.5%	49.3%	48.9%	58.9%
% of FP17s for the same patient ID Re-attending between 3 & 9 months - Adults	1,522	4,634	32.8%	38.6%	38.9%	50.8%
% of FP17s for Band 1 Urgent Courses	328	6,797	4.8%	10.3%	10.7%	9.1%
% of FP17s Relating to Free Repair or Replacements	33	6,797	0.5%	0.6%	0.5%	0.8%
% of FP17s Relating to Continuations	63	6,797	0.9%	0.9%	0.7%	0.9%
% of Patients satisfied with the dentistry they have received	4	4	N/A	90.5%	89.1%	92.5%
% of Patients satisfied with the time they had to wait for an appointment	2	4	N/A	86.3%	83.1%	87.0%

* This is based on patients treated on this contract for their most recent course of treatment.

Figures in italics indicate the base number of FP17s or Patient Questionnaire responses are less than 100. N/A is shown where the base number of responses is less than 10 during the period. % is calculated as Quantity/Base number*100

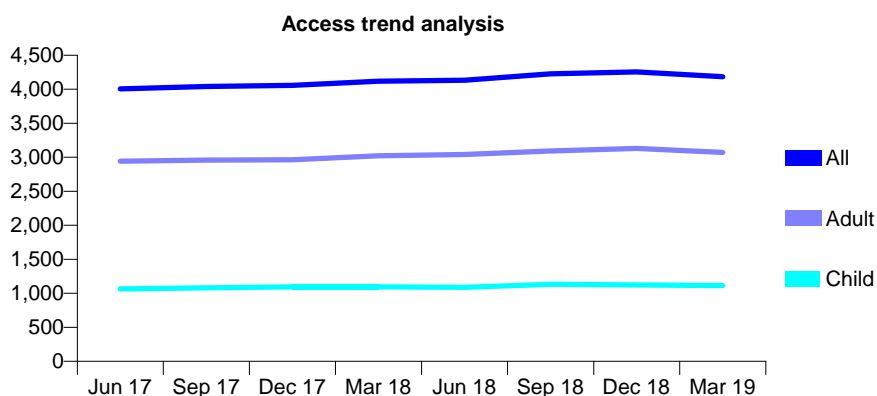
Q63 - Vital Signs At a Glance Contract Report for 257222/0001 - March 2019

Name or company name	MS S RADPOUR
Contract type name	GDS Contract
Purpose of contract	General
Contract start date	01/04/2006
Contract end date	

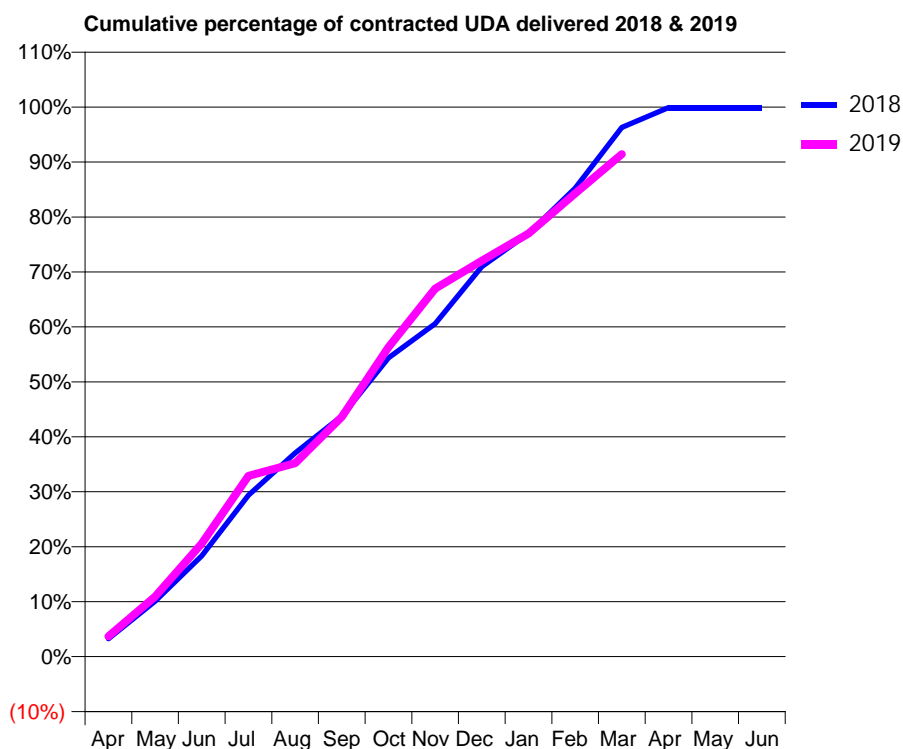
18/19 Contracted general activity (UDA)	9,500
Carry forward general activity (UDA)	10
18/19 Contracted orthodontic activity (UOA)	0
Carry forward orthodontic activity (UOA)	0
Baseline contract value	£239,521.87

ACCESS*

Patients seen in 24 months	Total	Change since previous quarter
Quarter ending March 2018	4,118	
Quarter ending June 2018	4,132	→
Quarter ending September 2018	4,226	↑
Quarter ending December 2018	4,255	→
Quarter ending March 2019	4,186	↓
Variance since March 2018	1.7%	→



ACTIVITY



Month	Adjusted Scheduled Activity (UDA)	
	2018	2019
April	309	349
May	957	1,040
June	1,741	1,955
July	2,790	3,126
August	3,521	3,345
September	4,158	4,143
October	5,163	5,350
November	5,755	6,362
December	6,743	6,844
January	7,316	7,313
February	8,099	8,008
March	9,149	8,686
April	9,490	
May	9,490	
June	9,490	

QUALITY

	Quantity	Base Number	Contract	AT	Region	England
% of FP17s for the same patient ID Re-attending within 3 months - Children	75	1,387	5.4%	10.3%	11.9%	11.8%
% of FP17s for the same patient ID Re-attending within 3 months - Adults	383	3,208	11.9%	15.6%	16.9%	15.7%
% of FP17s for the same patient ID Re-attending between 3 & 9 months - Children	816	1,387	58.8%	49.3%	48.9%	58.9%
% of FP17s for the same patient ID Re-attending between 3 & 9 months - Adults	1,264	3,208	39.4%	38.6%	38.9%	50.8%
% of FP17s for Band 1 Urgent Courses	349	4,412	7.9%	10.3%	10.7%	9.1%
% of FP17s Relating to Free Repair or Replacements	24	4,412	0.5%	0.6%	0.5%	0.8%
% of FP17s Relating to Continuations	38	4,412	0.9%	0.9%	0.7%	0.9%
% of Patients satisfied with the dentistry they have received	3	3	N/A	90.5%	89.1%	92.5%
% of Patients satisfied with the time they had to wait for an appointment	3	3	N/A	86.3%	83.1%	87.0%

* This is based on patients treated on this contract for their most recent course of treatment. Figures in italics indicate the base number of FP17s or Patient Questionnaire responses are less than 100. N/A is shown where the base number of responses is less than 10 during the period. % is calculated as Quantity/Base number*100

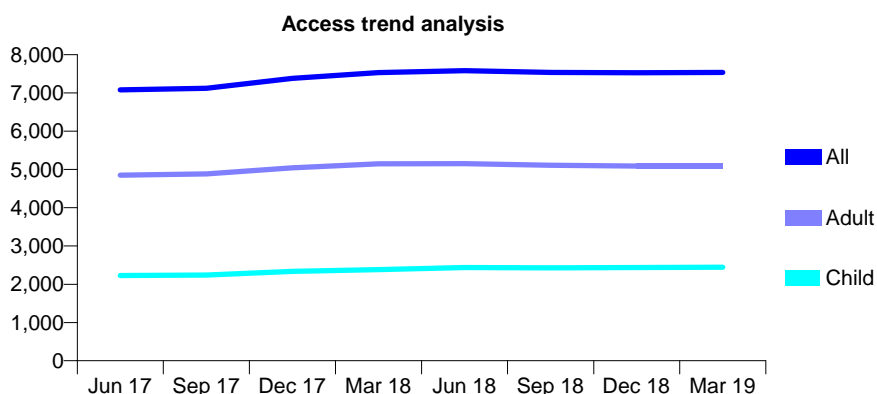
Q63 - Vital Signs At a Glance Contract Report for 257486/0003 - March 2019

Name or company name	MR RM QURESHI
Contract type name	GDS Contract
Purpose of contract	General
Contract start date	01/10/2014
Contract end date	

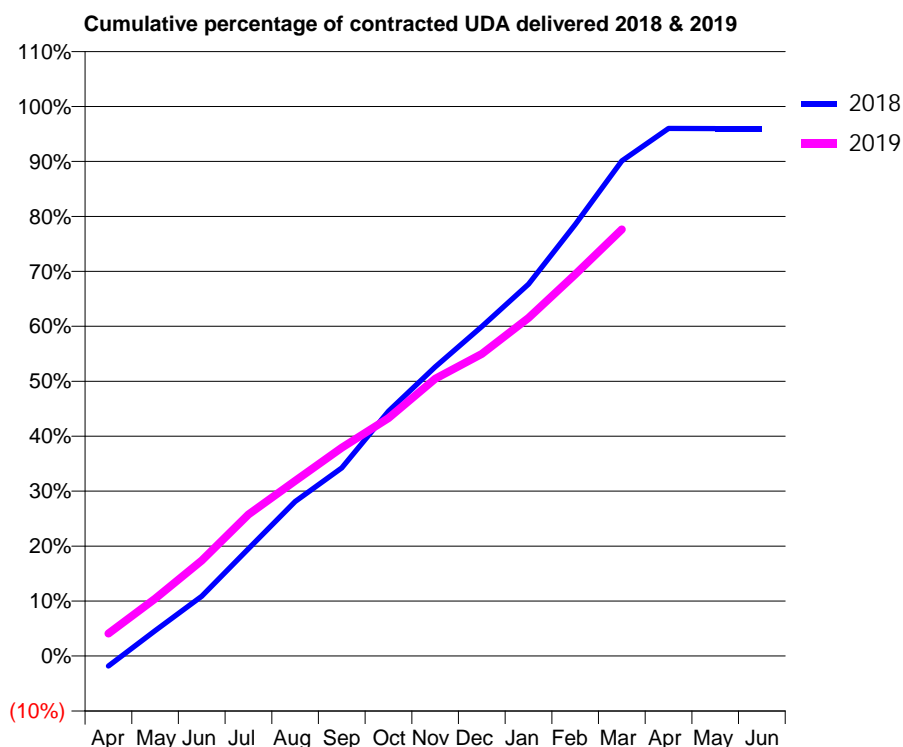
18/19 Contracted general activity (UDA)	17,212
Carry forward general activity (UDA)	0
18/19 Contracted orthodontic activity (UOA)	0
Carry forward orthodontic activity (UOA)	0
Baseline contract value	£442,684.10

ACCESS*

Patients seen in 24 months	Total	Change since previous quarter
Quarter ending March 2018	7,532	
Quarter ending June 2018	7,585	→
Quarter ending September 2018	7,536	→
Quarter ending December 2018	7,529	→
Quarter ending March 2019	7,534	→
Variance since March 2018	0.0%	→



ACTIVITY



Month	Adjusted Scheduled Activity (UDA)	
	2018	2019
April	-315	705
May	795	1,799
June	1,873	2,990
July	3,361	4,433
August	4,840	5,485
September	5,890	6,527
October	7,666	7,448
November	9,059	8,686
December	10,319	9,463
January	11,646	10,591
February	13,514	11,953
March	15,508	13,360
April	16,520	
May	16,519	
June	16,519	

QUALITY

	Quantity	Base Number	Contract	AT	Region	England
% of FP17s for the same patient ID Re-attending within 3 months - Children	174	2,733	6.4%	10.3%	11.9%	11.8%
% of FP17s for the same patient ID Re-attending within 3 months - Adults	550	4,610	11.9%	15.6%	16.9%	15.7%
% of FP17s for the same patient ID Re-attending between 3 & 9 months - Children	1,362	2,733	49.8%	49.3%	48.9%	58.9%
% of FP17s for the same patient ID Re-attending between 3 & 9 months - Adults	1,828	4,610	39.7%	38.6%	38.9%	50.8%
% of FP17s for Band 1 Urgent Courses	708	7,064	10.0%	10.3%	10.7%	9.1%
% of FP17s Relating to Free Repair or Replacements	35	7,064	0.5%	0.6%	0.5%	0.8%
% of FP17s Relating to Continuations	13	7,064	0.2%	0.9%	0.7%	0.9%
% of Patients satisfied with the dentistry they have received	0	1	N/A	90.5%	89.1%	92.5%
% of Patients satisfied with the time they had to wait for an appointment	0	1	N/A	86.3%	83.1%	87.0%

* This is based on patients treated on this contract for their most recent course of treatment. Figures in italics indicate the base number of FP17s or Patient Questionnaire responses are less than 100. N/A is shown where the base number of responses is less than 10 during the period. % is calculated as Quantity/Base number*100

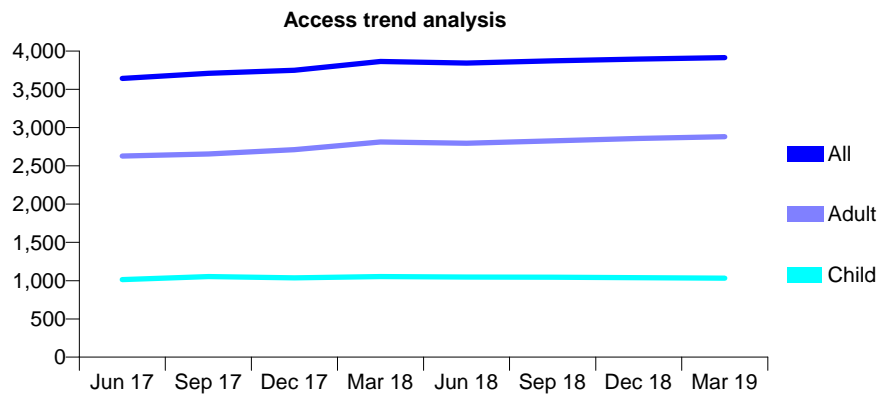
Q63 - Vital Signs At a Glance Contract Report for 262447/0001 - March 2019

Name or company name	MR CC BAILIE
Contract type name	GDS Contract
Purpose of contract	General
Contract start date	01/04/2006
Contract end date	

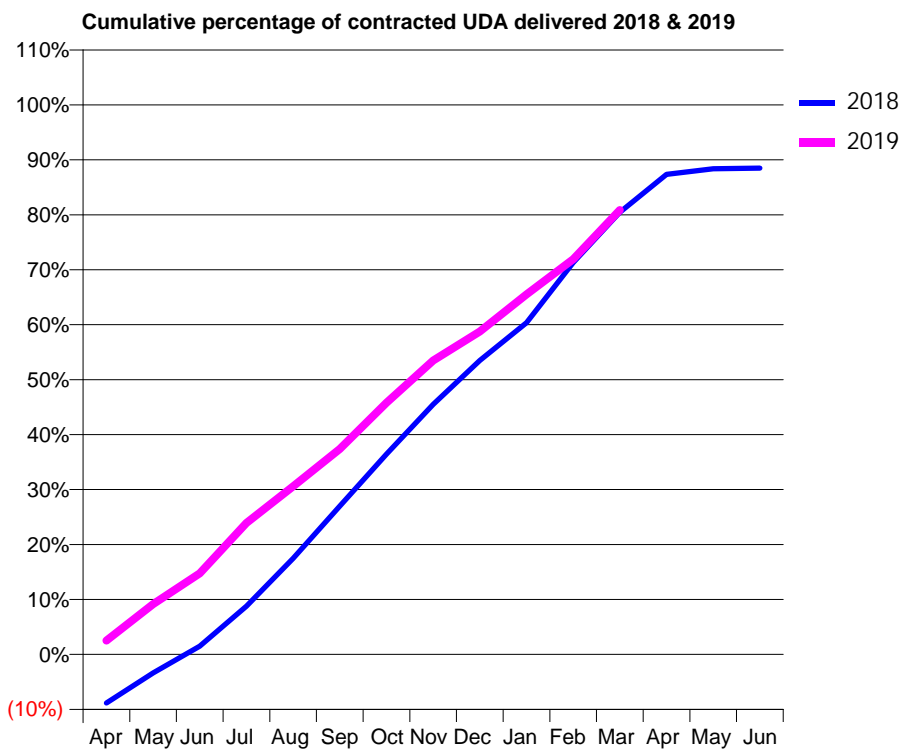
18/19 Contracted general activity (UDA)	15,000
Carry forward general activity (UDA)	0
18/19 Contracted orthodontic activity (UOA)	0
Carry forward orthodontic activity (UOA)	0
Baseline contract value	£545,443.94

ACCESS*

Patients seen in 24 months	Total	Change since previous quarter
Quarter ending March 2018	3,865	
Quarter ending June 2018	3,842	→
Quarter ending September 2018	3,872	→
Quarter ending December 2018	3,896	→
Quarter ending March 2019	3,913	→
Variance since March 2018	1.2%	→



ACTIVITY



Month	Adjusted Scheduled Activity (UDA)	
	2018	2019
April	-1,326	381
May	-506	1,375
June	222	2,212
July	1,316	3,591
August	2,622	4,589
September	4,046	5,607
October	5,470	6,869
November	6,828	8,024
December	8,023	8,813
January	9,054	9,828
February	10,695	10,786
March	12,067	12,127
April	13,103	
May	13,257	
June	13,273	

QUALITY

	Quantity	Base Number	Contract	AT	Region	England
% of FP17s for the same patient ID Re-attending within 3 months - Children	88	1,138	7.7%	10.3%	11.9%	11.8%
% of FP17s for the same patient ID Re-attending within 3 months - Adults	706	3,242	21.8%	15.6%	16.9%	15.7%
% of FP17s for the same patient ID Re-attending between 3 & 9 months - Children	494	1,138	43.4%	49.3%	48.9%	58.9%
% of FP17s for the same patient ID Re-attending between 3 & 9 months - Adults	1,075	3,242	33.2%	38.6%	38.9%	50.8%
% of FP17s for Band 1 Urgent Courses	379	4,132	9.2%	10.3%	10.7%	9.1%
% of FP17s Relating to Free Repair or Replacements	40	4,132	1.0%	0.6%	0.5%	0.8%
% of FP17s Relating to Continuations	135	4,132	3.3%	0.9%	0.7%	0.9%
% of Patients satisfied with the dentistry they have received	0	0	N/A	90.5%	89.1%	92.5%
% of Patients satisfied with the time they had to wait for an appointment	0	0	N/A	86.3%	83.1%	87.0%

* This is based on patients treated on this contract for their most recent course of treatment. Figures in italics indicate the base number of FP17s or Patient Questionnaire responses are less than 100. N/A is shown where the base number of responses is less than 10 during the period. % is calculated as Quantity/Base number*100

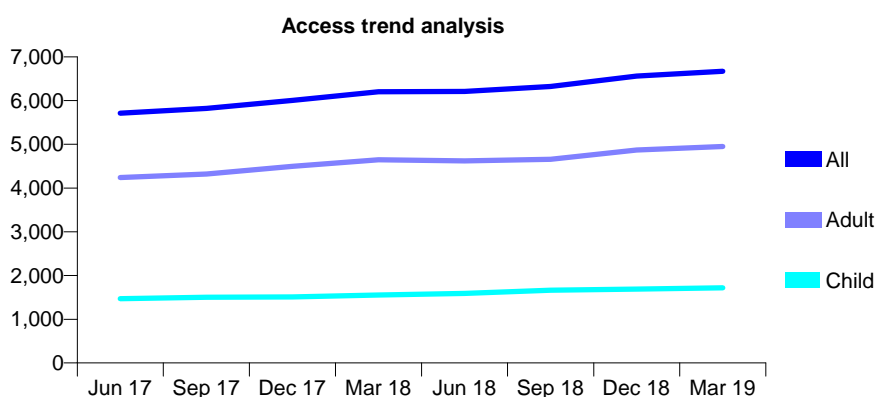
Q63 - Vital Signs At a Glance Contract Report for 262803/0003 - March 2019

Name or company name	MR SA BUTT
Contract type name	GDS Contract
Purpose of contract	General
Contract start date	01/04/2006
Contract end date	

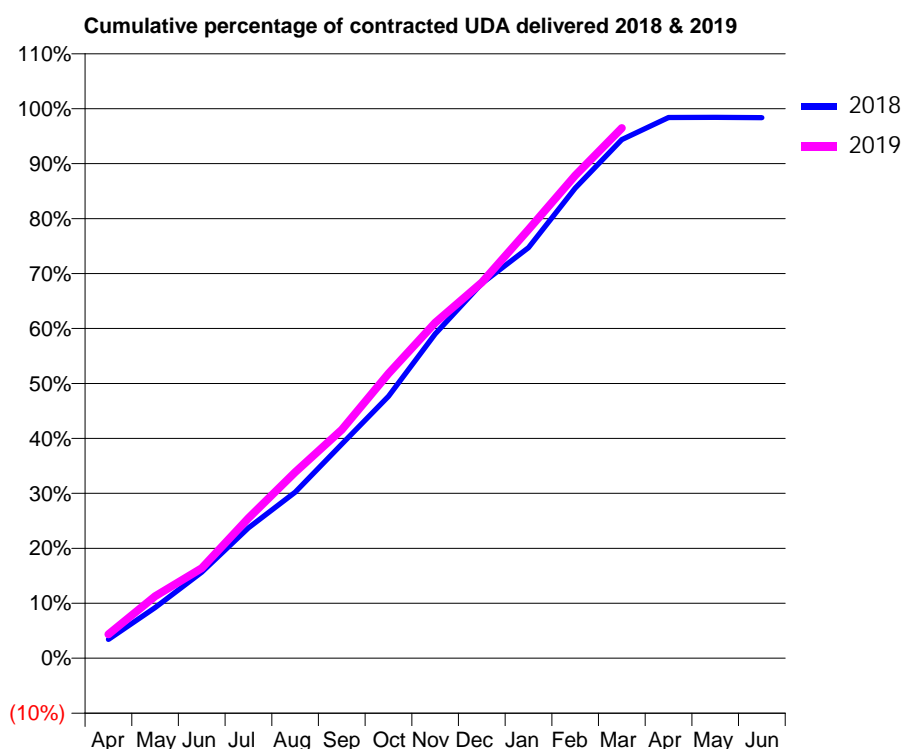
18/19 Contracted general activity (UDA)	24,700
Carry forward general activity (UDA)	0
18/19 Contracted orthodontic activity (UOA)	0
Carry forward orthodontic activity (UOA)	0
Baseline contract value	£715,072.41

ACCESS*

Patients seen in 24 months	Total	Change since previous quarter
Quarter ending March 2018	6,202	
Quarter ending June 2018	6,209	→
Quarter ending September 2018	6,323	→
Quarter ending December 2018	6,559	↑
Quarter ending March 2019	6,671	→
Variance since March 2018	7.6%	↑



ACTIVITY



Month	2018	2019
April	804	1,075
May	2,155	2,788
June	3,663	4,051
July	5,551	6,294
August	7,071	8,362
September	9,118	10,271
October	11,154	12,794
November	13,809	15,084
December	15,952	16,889
January	17,480	19,268
February	20,018	21,697
March	22,082	23,827
April	23,026	
May	23,030	
June	23,018	

QUALITY

	Quantity	Base Number	Contract	AT	Region	England
% of FP17s for the same patient ID Re-attending within 3 months - Children	251	2,361	10.6%	10.3%	11.9%	11.8%
% of FP17s for the same patient ID Re-attending within 3 months - Adults	1,242	6,016	20.6%	15.6%	16.9%	15.7%
% of FP17s for the same patient ID Re-attending between 3 & 9 months - Children	1,105	2,361	46.8%	49.3%	48.9%	58.9%
% of FP17s for the same patient ID Re-attending between 3 & 9 months - Adults	2,183	6,016	36.3%	38.6%	38.9%	50.8%
% of FP17s for Band 1 Urgent Courses	1,541	8,021	19.2%	10.3%	10.7%	9.1%
% of FP17s Relating to Free Repair or Replacements	34	8,021	0.4%	0.6%	0.5%	0.8%
% of FP17s Relating to Continuations	35	8,021	0.4%	0.9%	0.7%	0.9%
% of Patients satisfied with the dentistry they have received	3	3	N/A	90.5%	89.1%	92.5%
% of Patients satisfied with the time they had to wait for an appointment	3	3	N/A	86.3%	83.1%	87.0%

* This is based on patients treated on this contract for their most recent course of treatment.

Figures in italics indicate the base number of FP17s or Patient Questionnaire responses are less than 100. N/A is shown where the base number of responses is less than 10 during the period. % is calculated as Quantity/Base number*100

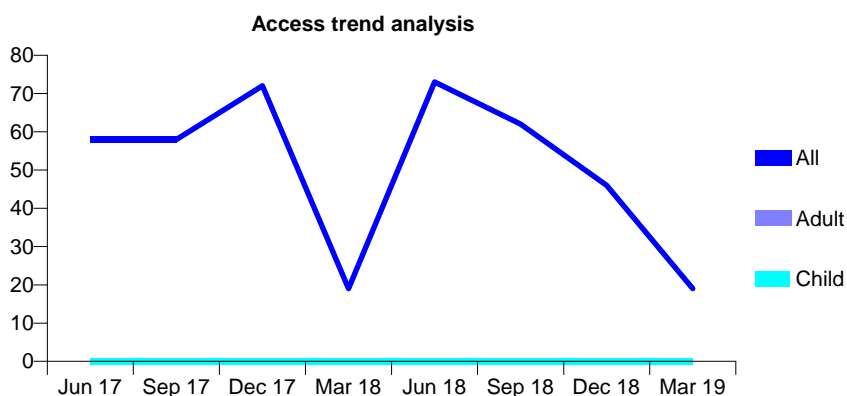
Q63 - Vital Signs At a Glance Contract Report for 262803/0006 - March 2019

Name or company name	MR SA BUTT
Contract type name	PDS Contract
Purpose of contract	General
Contract start date	01/06/2013
Contract end date	30/06/2018

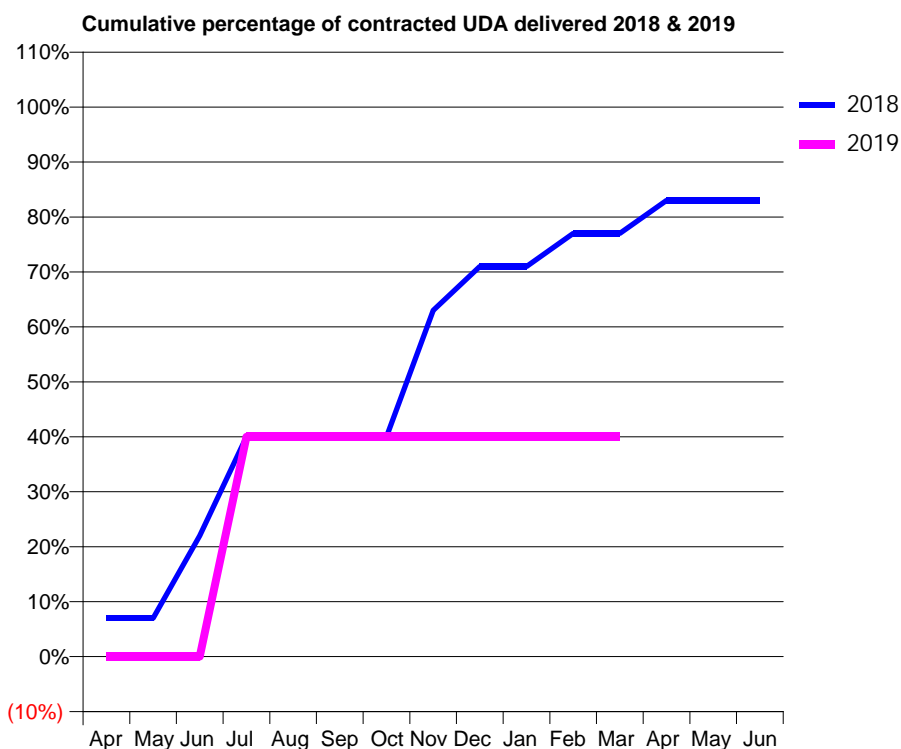
18/19 Contracted general activity (UDA)	75
Carry forward general activity (UDA)	0
18/19 Contracted orthodontic activity (UOA)	0
Carry forward orthodontic activity (UOA)	0
Baseline contract value	£4,197.87

ACCESS*

Patients seen in 24 months	Total	Change since previous quarter
Quarter ending March 2018	19	
Quarter ending June 2018	73	↑
Quarter ending September 2018	62	↓
Quarter ending December 2018	46	↓
Quarter ending March 2019	19	↓
Variance since March 2018	0.0%	→



ACTIVITY



Month	Adjusted Scheduled Activity (UDA)	
	2018	2019
April	21	0
May	21	0
June	66	0
July	120	30
August	120	30
September	120	30
October	120	30
November	189	30
December	213	30
January	213	30
February	231	30
March	231	30
April	249	
May	249	
June	249	

QUALITY

	Quantity	Base Number	Contract	AT	Region	England
% of FP17s for the same patient ID Re-attending within 3 months - Children	0	0	N/A	10.3%	11.9%	11.8%
% of FP17s for the same patient ID Re-attending within 3 months - Adults	0	23	0.0%	15.6%	16.9%	15.7%
% of FP17s for the same patient ID Re-attending between 3 & 9 months - Children	0	0	N/A	49.3%	48.9%	58.9%
% of FP17s for the same patient ID Re-attending between 3 & 9 months - Adults	0	23	0.0%	38.6%	38.9%	50.8%
% of FP17s for Band 1 Urgent Courses	0	17	0.0%	10.3%	10.7%	9.1%
% of FP17s Relating to Free Repair or Replacements	0	17	0.0%	0.6%	0.5%	0.8%
% of FP17s Relating to Continuations	0	17	0.0%	0.9%	0.7%	0.9%
% of Patients satisfied with the dentistry they have received	0	0	N/A	90.5%	89.1%	92.5%
% of Patients satisfied with the time they had to wait for an appointment	0	0	N/A	86.3%	83.1%	87.0%

* This is based on patients treated on this contract for their most recent course of treatment. Figures in italics indicate the base number of FP17s or Patient Questionnaire responses are less than 100. N/A is shown where the base number of responses is less than 10 during the period. % is calculated as Quantity/Base number*100

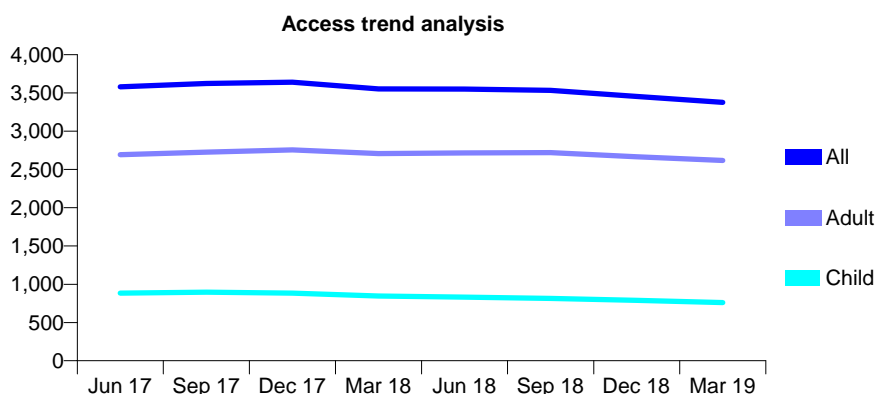
Q63 - Vital Signs At a Glance Contract Report for 263850/0001 - March 2019

Name or company name	MR SG JOHN
Contract type name	Pilot Contract
Purpose of contract	General
Contract start date	01/04/2006
Contract end date	

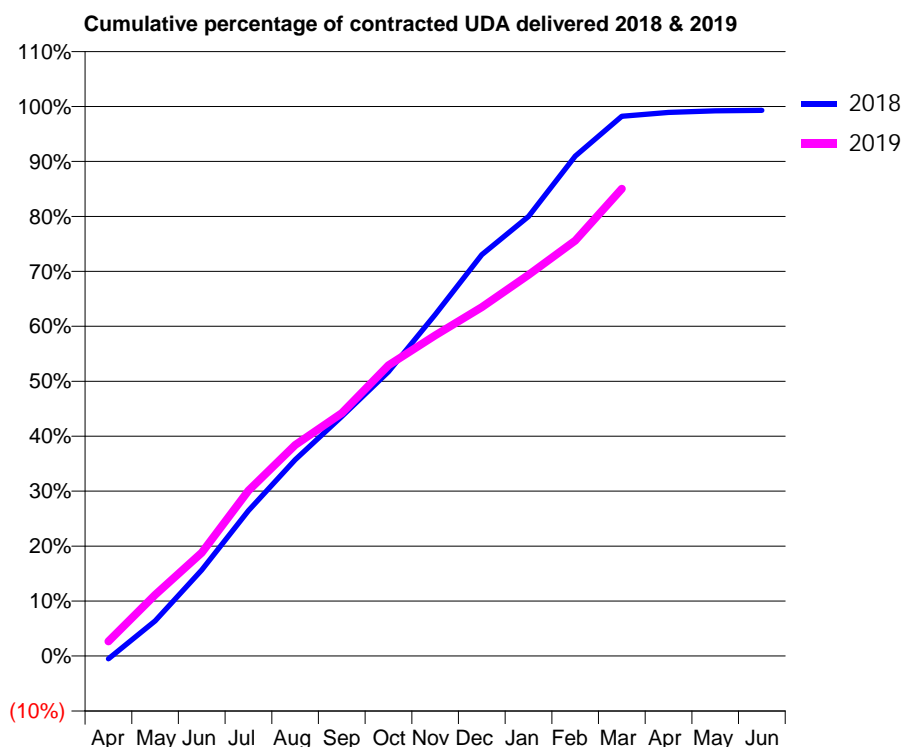
18/19 Contracted general activity (UDA)	9,242
Carry forward general activity (UDA)	66
18/19 Contracted orthodontic activity (UOA)	0
Carry forward orthodontic activity (UOA)	0
Baseline contract value	£296,118.24

ACCESS*

Patients seen in 24 months	Total	Change since previous quarter
Quarter ending March 2018	3,553	
Quarter ending June 2018	3,549	→
Quarter ending September 2018	3,534	→
Quarter ending December 2018	3,453	↓
Quarter ending March 2019	3,377	↓
Variance since March 2018	(5.0%)	↓



ACTIVITY



Month	Adjusted Scheduled Activity (UDA)	
	2018	2019
April	-49	249
May	590	1,031
June	1,447	1,736
July	2,446	2,781
August	3,300	3,550
September	4,029	4,084
October	4,780	4,887
November	5,744	5,392
December	6,749	5,865
January	7,392	6,408
February	8,407	6,985
March	9,077	7,857
April	9,142	
May	9,168	
June	9,176	

QUALITY

	Quantity	Base Number	Contract	AT	Region	England
% of FP17s for the same patient ID Re-attending within 3 months - Children	25	691	3.6%	10.3%	11.9%	11.8%
% of FP17s for the same patient ID Re-attending within 3 months - Adults	173	2,485	7.0%	15.6%	16.9%	15.7%
% of FP17s for the same patient ID Re-attending between 3 & 9 months - Children	218	691	31.5%	49.3%	48.9%	58.9%
% of FP17s for the same patient ID Re-attending between 3 & 9 months - Adults	1,076	2,485	43.3%	38.6%	38.9%	50.8%
% of FP17s for Band 1 Urgent Courses	201	2,787	7.2%	10.3%	10.7%	9.1%
% of FP17s Relating to Free Repair or Replacements	0	2,787	0.0%	0.6%	0.5%	0.8%
% of FP17s Relating to Continuations	6	2,787	0.2%	0.9%	0.7%	0.9%
% of Patients satisfied with the dentistry they have received	0	0	N/A	90.5%	89.1%	92.5%
% of Patients satisfied with the time they had to wait for an appointment	0	0	N/A	86.3%	83.1%	87.0%

* This is based on patients treated on this contract for their most recent course of treatment. Figures in italics indicate the base number of FP17s or Patient Questionnaire responses are less than 100. N/A is shown where the base number of responses is less than 10 during the period. % is calculated as Quantity/Base number*100

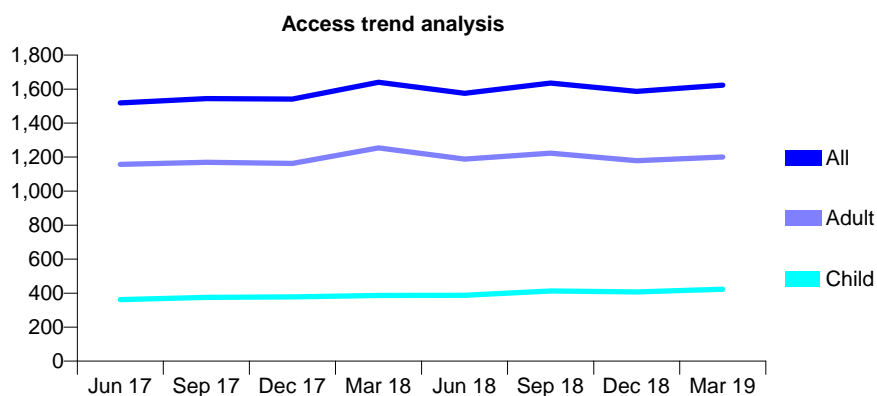
Q63 - Vital Signs At a Glance Contract Report for 264296/0001 - March 2019

Name or company name	MR RD VAZIRI
Contract type name	GDS Contract
Purpose of contract	General
Contract start date	01/04/2006
Contract end date	

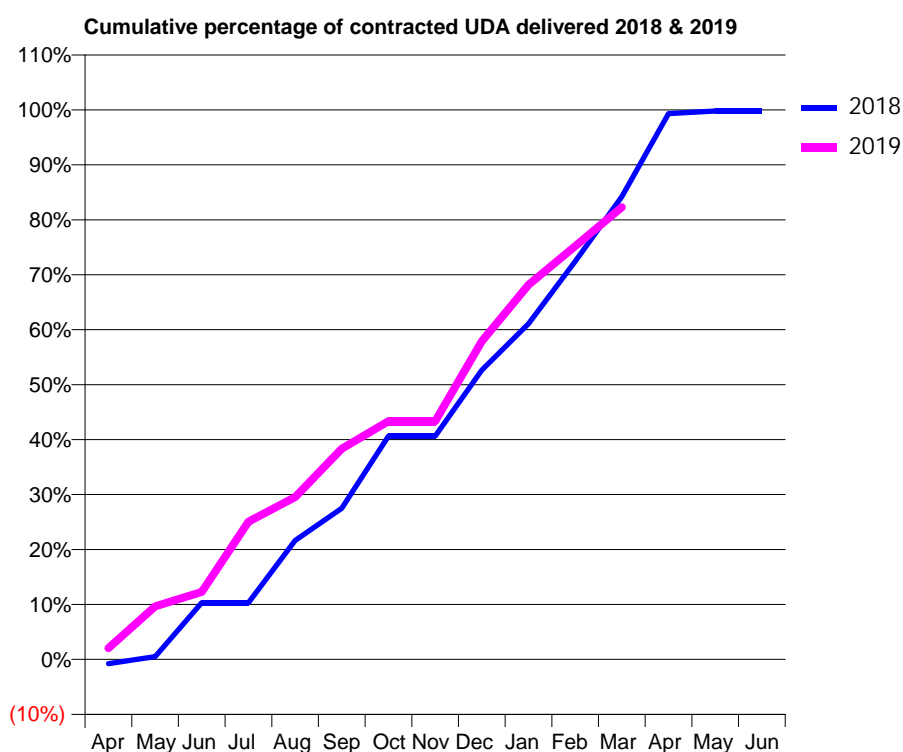
18/19 Contracted general activity (UDA)	4,996
Carry forward general activity (UDA)	11
18/19 Contracted orthodontic activity (UOA)	0
Carry forward orthodontic activity (UOA)	0
Baseline contract value	£150,399.75

ACCESS*

Patients seen in 24 months	Total	Change since previous quarter
Quarter ending March 2018	1,640	
Quarter ending June 2018	1,575	↓
Quarter ending September 2018	1,636	↑
Quarter ending December 2018	1,586	↓
Quarter ending March 2019	1,623	↑
Variance since March 2018	(1.0%)	↓



ACTIVITY



Month	Adjusted Scheduled Activity (UDA)	
	2018	2019
April	-40	102
May	26	483
June	516	613
July	516	1,251
August	1,082	1,476
September	1,374	1,915
October	2,030	2,166
November	2,030	2,166
December	2,630	2,892
January	3,052	3,404
February	3,620	3,757
March	4,206	4,111
April	4,961	
May	4,985	
June	4,985	

QUALITY

	Quantity	Base Number	Contract	AT	Region	England
% of FP17s for the same patient ID Re-attending within 3 months - Children	24	423	5.7%	10.3%	11.9%	11.8%
% of FP17s for the same patient ID Re-attending within 3 months - Adults	106	1,003	10.6%	15.6%	16.9%	15.7%
% of FP17s for the same patient ID Re-attending between 3 & 9 months - Children	103	423	24.3%	49.3%	48.9%	58.9%
% of FP17s for the same patient ID Re-attending between 3 & 9 months - Adults	171	1,003	17.0%	38.6%	38.9%	50.8%
% of FP17s for Band 1 Urgent Courses	186	1,294	14.4%	10.3%	10.7%	9.1%
% of FP17s Relating to Free Repair or Replacements	0	1,294	0.0%	0.6%	0.5%	0.8%
% of FP17s Relating to Continuations	18	1,294	1.4%	0.9%	0.7%	0.9%
% of Patients satisfied with the dentistry they have received	0	0	N/A	90.5%	89.1%	92.5%
% of Patients satisfied with the time they had to wait for an appointment	0	0	N/A	86.3%	83.1%	87.0%

* This is based on patients treated on this contract for their most recent course of treatment. Figures in italics indicate the base number of FP17s or Patient Questionnaire responses are less than 100. N/A is shown where the base number of responses is less than 10 during the period. % is calculated as Quantity/Base number*100

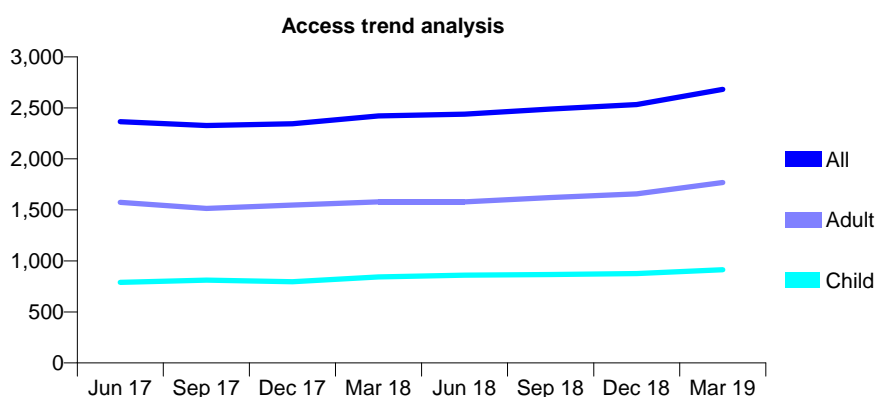
Q63 - Vital Signs At a Glance Contract Report for 264636/0002 - March 2019

Name or company name	MR O DADASHIAN
Contract type name	GDS Contract
Purpose of contract	General
Contract start date	01/04/2011
Contract end date	

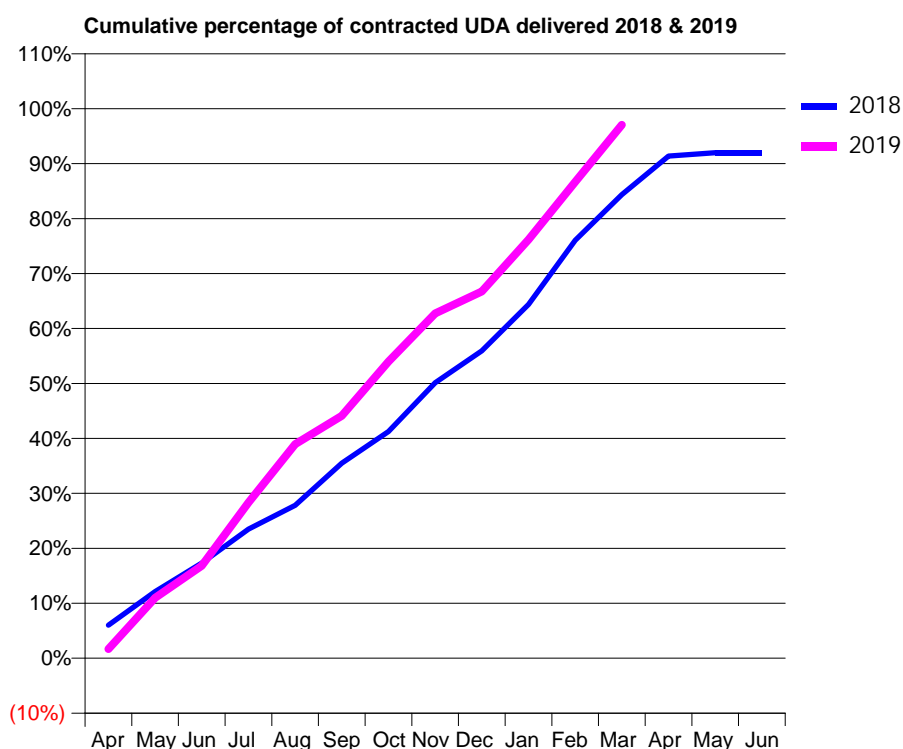
18/19 Contracted general activity (UDA)	6,020
Carry forward general activity (UDA)	0
18/19 Contracted orthodontic activity (UOA)	0
Carry forward orthodontic activity (UOA)	0
Baseline contract value	£178,256.33

ACCESS*

Patients seen in 24 months	Total	Change since previous quarter
Quarter ending March 2018	2,422	
Quarter ending June 2018	2,439	→
Quarter ending September 2018	2,488	↑
Quarter ending December 2018	2,533	→
Quarter ending March 2019	2,682	↑
Variance since March 2018	10.7%	↑



ACTIVITY



Month	Adjusted Scheduled Activity (UDA)	
	2018	2019
April	363	102
May	731	663
June	1,043	1,013
July	1,414	1,706
August	1,675	2,345
September	2,137	2,656
October	2,483	3,250
November	3,018	3,778
December	3,366	4,018
January	3,874	4,584
February	4,577	5,219
March	5,079	5,843
April	5,501	
May	5,537	
June	5,537	

QUALITY

	Quantity	Base Number	Contract	AT	Region	England
% of FP17s for the same patient ID Re-attending within 3 months - Children	105	1,219	8.6%	10.3%	11.9%	11.8%
% of FP17s for the same patient ID Re-attending within 3 months - Adults	230	1,837	12.5%	15.6%	16.9%	15.7%
% of FP17s for the same patient ID Re-attending between 3 & 9 months - Children	570	1,219	46.8%	49.3%	48.9%	58.9%
% of FP17s for the same patient ID Re-attending between 3 & 9 months - Adults	600	1,837	32.7%	38.6%	38.9%	50.8%
% of FP17s for Band 1 Urgent Courses	259	2,813	9.2%	10.3%	10.7%	9.1%
% of FP17s Relating to Free Repair or Replacements	12	2,813	0.4%	0.6%	0.5%	0.8%
% of FP17s Relating to Continuations	5	2,813	0.2%	0.9%	0.7%	0.9%
% of Patients satisfied with the dentistry they have received	0	0	N/A	90.5%	89.1%	92.5%
% of Patients satisfied with the time they had to wait for an appointment	0	0	N/A	86.3%	83.1%	87.0%

* This is based on patients treated on this contract for their most recent course of treatment.

Figures in italics indicate the base number of FP17s or Patient Questionnaire responses are less than 100. N/A is shown where the base number of responses is less than 10 during the period. % is calculated as Quantity/Base number*100

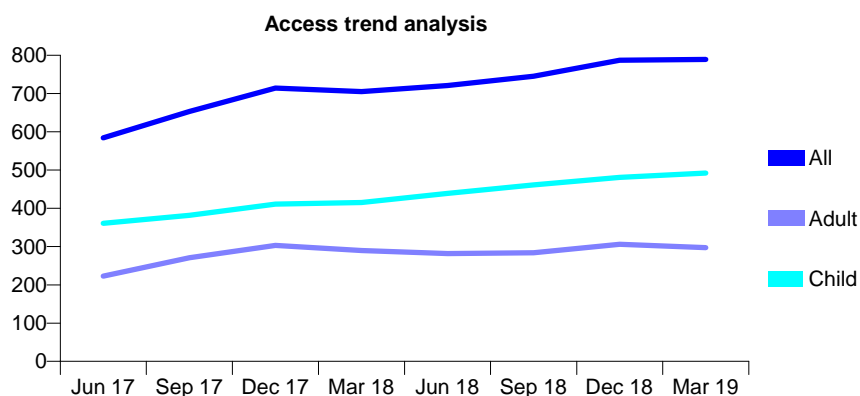
Q63 - Vital Signs At a Glance Contract Report for 264636/0003 - March 2019

Name or company name	MR O DADASHIAN
Contract type name	GDS Contract
Purpose of contract	General
Contract start date	01/11/2015
Contract end date	

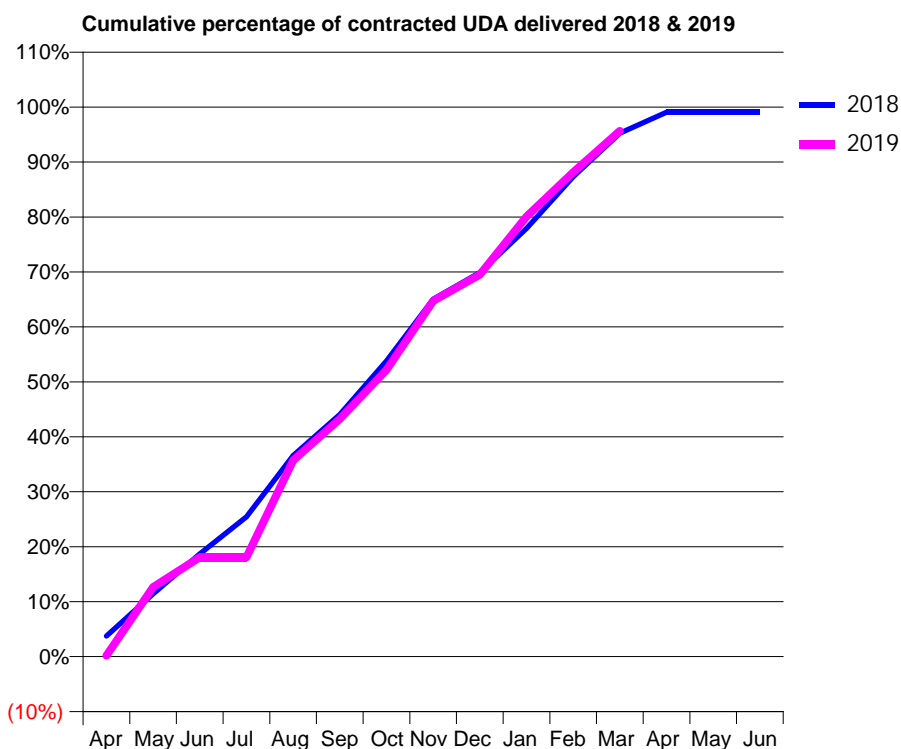
18/19 Contracted general activity (UDA)	1,585
Carry forward general activity (UDA)	15
18/19 Contracted orthodontic activity (UOA)	0
Carry forward orthodontic activity (UOA)	0
Baseline contract value	£33,377.33

ACCESS*

Patients seen in 24 months	Total	Change since previous quarter
Quarter ending March 2018	705	
Quarter ending June 2018	721	↑
Quarter ending September 2018	745	↑
Quarter ending December 2018	787	↑
Quarter ending March 2019	789	→
Variance since March 2018	11.9%	↑



ACTIVITY



Month	Adjusted Scheduled Activity (UDA)	
	2018	2019
April	59	3
May	181	200
June	296	286
July	403	286
August	580	566
September	698	685
October	853	827
November	1,031	1,026
December	1,107	1,102
January	1,235	1,269
February	1,384	1,397
March	1,510	1,516
April	1,570	
May	1,570	
June	1,570	

QUALITY

	Quantity	Base Number	Contract	AT	Region	England
% of FP17s for the same patient ID Re-attending within 3 months - Children	28	634	4.4%	10.3%	11.9%	11.8%
% of FP17s for the same patient ID Re-attending within 3 months - Adults	41	295	13.9%	15.6%	16.9%	15.7%
% of FP17s for the same patient ID Re-attending between 3 & 9 months - Children	280	634	44.2%	49.3%	48.9%	58.9%
% of FP17s for the same patient ID Re-attending between 3 & 9 months - Adults	126	295	42.7%	38.6%	38.9%	50.8%
% of FP17s for Band 1 Urgent Courses	62	911	6.8%	10.3%	10.7%	9.1%
% of FP17s Relating to Free Repair or Replacements	0	911	0.0%	0.6%	0.5%	0.8%
% of FP17s Relating to Continuations	0	911	0.0%	0.9%	0.7%	0.9%
% of Patients satisfied with the dentistry they have received	1	1	N/A	90.5%	89.1%	92.5%
% of Patients satisfied with the time they had to wait for an appointment	1	1	N/A	86.3%	83.1%	87.0%

* This is based on patients treated on this contract for their most recent course of treatment. Figures in italics indicate the base number of FP17s or Patient Questionnaire responses are less than 100. N/A is shown where the base number of responses is less than 10 during the period. % is calculated as Quantity/Base number*100

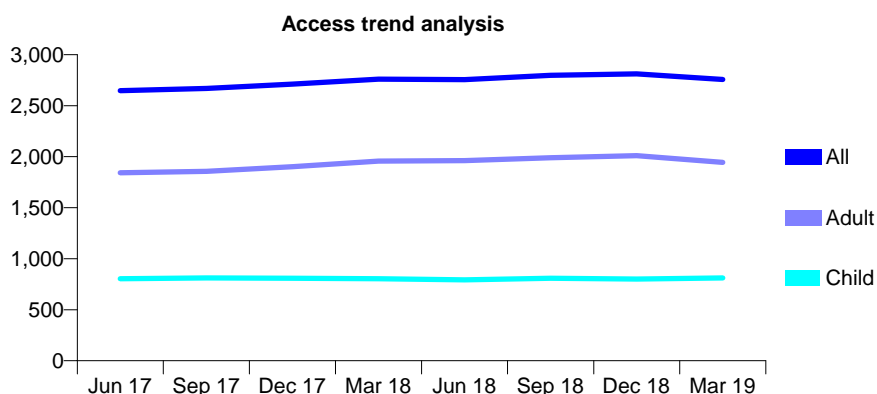
Q63 - Vital Signs At a Glance Contract Report for 271500/0001 - March 2019

Name or company name	MR P MAZAHERI
Contract type name	GDS Contract
Purpose of contract	General
Contract start date	01/04/2006
Contract end date	

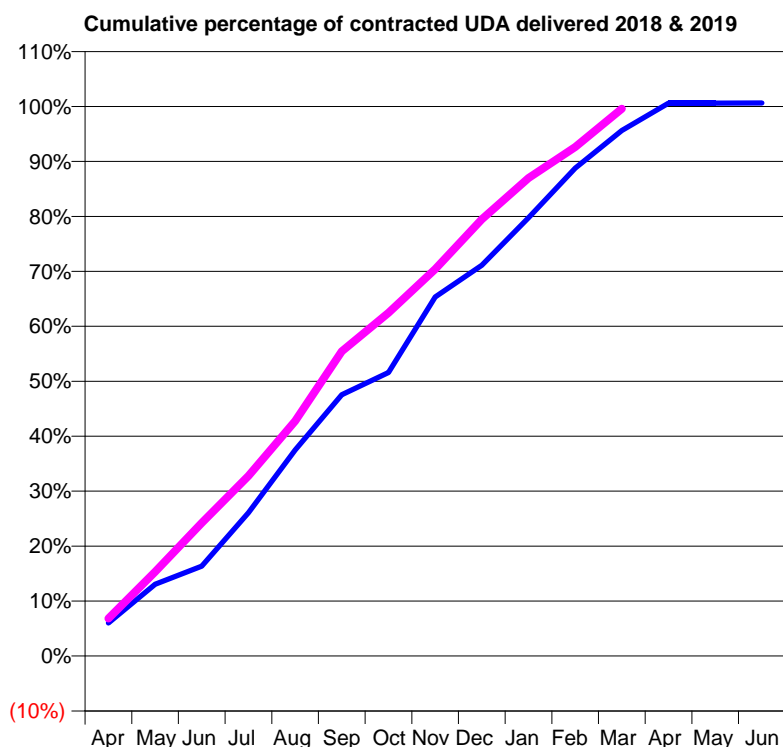
18/19 Contracted general activity (UDA)	6,109
Carry forward general activity (UDA)	-38
18/19 Contracted orthodontic activity (UOA)	0
Carry forward orthodontic activity (UOA)	0
Baseline contract value	£186,844.44

ACCESS*

Patients seen in 24 months	Total	Change since previous quarter
Quarter ending March 2018	2,760	
Quarter ending June 2018	2,755	→
Quarter ending September 2018	2,798	→
Quarter ending December 2018	2,811	→
Quarter ending March 2019	2,756	↓
Variance since March 2018	(0.1%)	→



ACTIVITY



Month	Adjusted Scheduled Activity (UDA)	
	2018	2019
April	367	417
May	798	936
June	999	1,479
July	1,594	2,001
August	2,291	2,612
September	2,904	3,387
October	3,151	3,814
November	3,991	4,301
December	4,345	4,854
January	4,872	5,313
February	5,423	5,658
March	5,842	6,084
April	6,145	
May	6,145	
June	6,147	

QUALITY

	Quantity	Base Number	Contract	AT	Region	England
% of FP17s for the same patient ID Re-attending within 3 months - Children	64	1,121	5.7%	10.3%	11.9%	11.8%
% of FP17s for the same patient ID Re-attending within 3 months - Adults	266	1,920	13.9%	15.6%	16.9%	15.7%
% of FP17s for the same patient ID Re-attending between 3 & 9 months - Children	651	1,121	58.1%	49.3%	48.9%	58.9%
% of FP17s for the same patient ID Re-attending between 3 & 9 months - Adults	627	1,920	32.7%	38.6%	38.9%	50.8%
% of FP17s for Band 1 Urgent Courses	280	2,918	9.6%	10.3%	10.7%	9.1%
% of FP17s Relating to Free Repair or Replacements	12	2,918	0.4%	0.6%	0.5%	0.8%
% of FP17s Relating to Continuations	6	2,918	0.2%	0.9%	0.7%	0.9%
% of Patients satisfied with the dentistry they have received	0	0	N/A	90.5%	89.1%	92.5%
% of Patients satisfied with the time they had to wait for an appointment	0	0	N/A	86.3%	83.1%	87.0%

* This is based on patients treated on this contract for their most recent course of treatment. Figures in italics indicate the base number of FP17s or Patient Questionnaire responses are less than 100. N/A is shown where the base number of responses is less than 10 during the period. % is calculated as Quantity/Base number*100

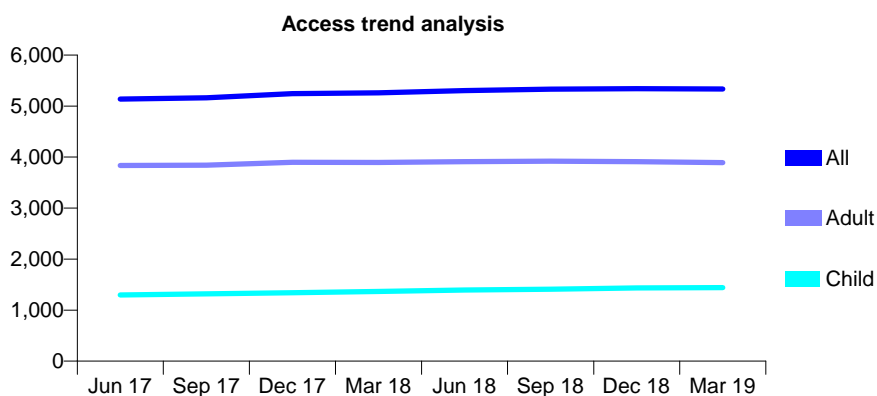
Q63 - Vital Signs At a Glance Contract Report for 272833/0001 - March 2019

Name or company name	MR D GOVINDASAMI
Contract type name	GDS Contract
Purpose of contract	General
Contract start date	01/04/2006
Contract end date	

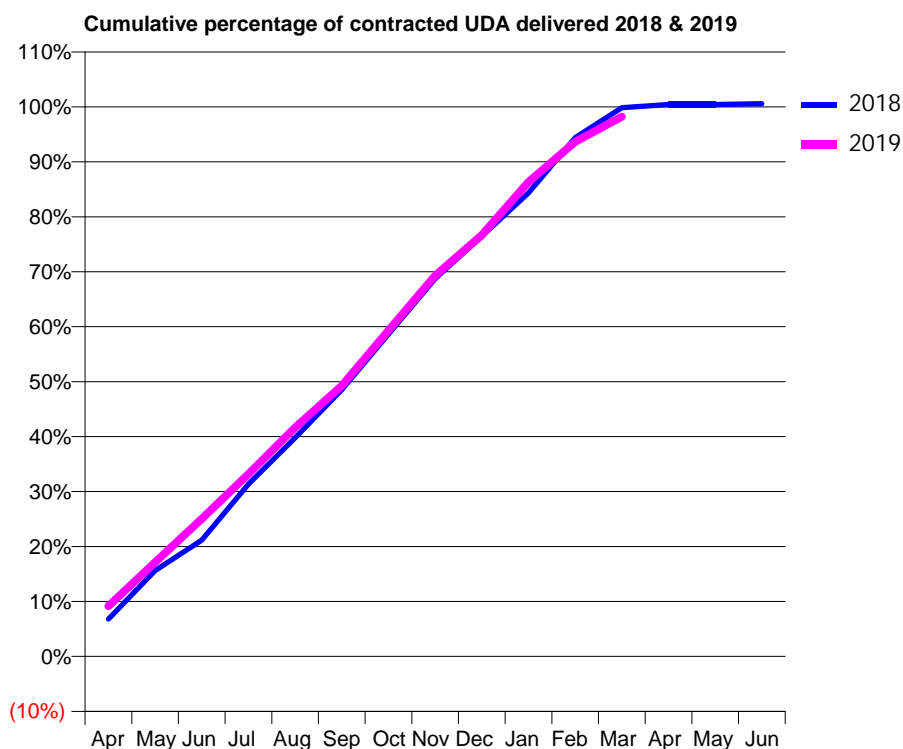
18/19 Contracted general activity (UDA)	11,557
Carry forward general activity (UDA)	-65
18/19 Contracted orthodontic activity (UOA)	0
Carry forward orthodontic activity (UOA)	0
Baseline contract value	£287,574.41

ACCESS*

Patients seen in 24 months	Total	Change since previous quarter
Quarter ending March 2018	5,260	
Quarter ending June 2018	5,303	→
Quarter ending September 2018	5,331	→
Quarter ending December 2018	5,343	→
Quarter ending March 2019	5,334	→
Variance since March 2018	1.4%	→



ACTIVITY



Month	Adjusted Scheduled Activity (UDA)	
	2018	2019
April	788	1,060
May	1,806	1,982
June	2,448	2,893
July	3,621	3,835
August	4,601	4,813
September	5,609	5,689
October	6,777	6,856
November	7,943	8,009
December	8,836	8,861
January	9,747	9,978
February	10,912	10,823
March	11,538	11,350
April	11,607	
May	11,607	
June	11,622	

QUALITY

	Quantity	Base Number	Contract	AT	Region	England
% of FP17s for the same patient ID Re-attending within 3 months - Children	118	2,117	5.6%	10.3%	11.9%	11.8%
% of FP17s for the same patient ID Re-attending within 3 months - Adults	531	4,925	10.8%	15.6%	16.9%	15.7%
% of FP17s for the same patient ID Re-attending between 3 & 9 months - Children	1,349	2,117	63.7%	49.3%	48.9%	58.9%
% of FP17s for the same patient ID Re-attending between 3 & 9 months - Adults	2,983	4,925	60.6%	38.6%	38.9%	50.8%
% of FP17s for Band 1 Urgent Courses	327	6,612	4.9%	10.3%	10.7%	9.1%
% of FP17s Relating to Free Repair or Replacements	53	6,612	0.8%	0.6%	0.5%	0.8%
% of FP17s Relating to Continuations	65	6,612	1.0%	0.9%	0.7%	0.9%
% of Patients satisfied with the dentistry they have received	2	2	N/A	90.5%	89.1%	92.5%
% of Patients satisfied with the time they had to wait for an appointment	1	2	N/A	86.3%	83.1%	87.0%

* This is based on patients treated on this contract for their most recent course of treatment. Figures in italics indicate the base number of FP17s or Patient Questionnaire responses are less than 100. N/A is shown where the base number of responses is less than 10 during the period. % is calculated as Quantity/Base number*100

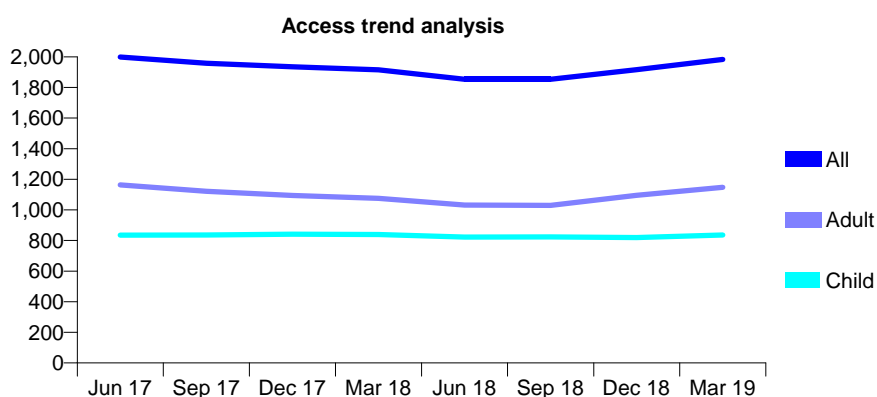
Q63 - Vital Signs At a Glance Contract Report for 273740/0003 - March 2019

Name or company name	MR J PATEL
Contract type name	GDS Contract
Purpose of contract	General and Orthodontic
Contract start date	01/10/2013
Contract end date	

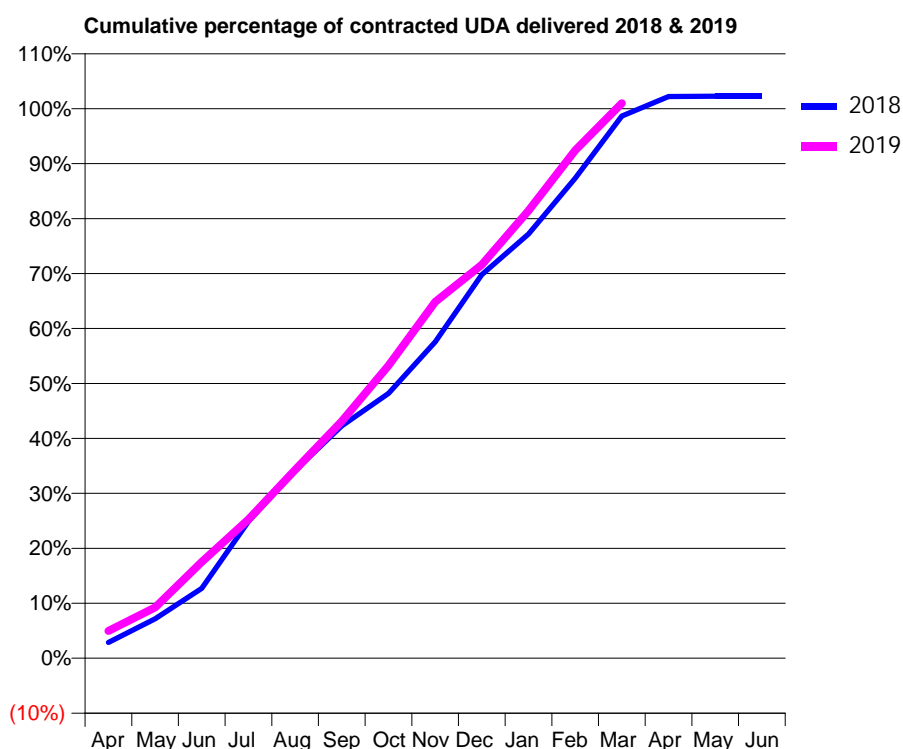
18/19 Contracted general activity (UDA)	4,500
Carry forward general activity (UDA)	-90
18/19 Contracted orthodontic activity (UOA)	750
Carry forward orthodontic activity (UOA)	-9
Baseline contract value	£154,668.96

ACCESS*

Patients seen in 24 months	Total	Change since previous quarter
Quarter ending March 2018	1,915	
Quarter ending June 2018	1,853	↓
Quarter ending September 2018	1,853	→
Quarter ending December 2018	1,916	↑
Quarter ending March 2019	1,983	↑
Variance since March 2018	3.6%	↑



ACTIVITY



Adjusted Scheduled Activity (UDA)		
Month	2018	2019
April	129	224
May	324	416
June	571	789
July	1,120	1,137
August	1,538	1,544
September	1,903	1,940
October	2,169	2,397
November	2,590	2,918
December	3,141	3,222
January	3,473	3,665
February	3,931	4,158
March	4,439	4,545
April	4,599	
May	4,602	
June	4,602	

QUALITY

	Quantity	Base Number	Contract	AT	Region	England
% of FP17s for the same patient ID Re-attending within 3 months - Children	119	1,120	10.6%	10.3%	11.9%	11.8%
% of FP17s for the same patient ID Re-attending within 3 months - Adults	187	1,153	16.2%	15.6%	16.9%	15.7%
% of FP17s for the same patient ID Re-attending between 3 & 9 months - Children	544	1,120	48.6%	49.3%	48.9%	58.9%
% of FP17s for the same patient ID Re-attending between 3 & 9 months - Adults	338	1,153	29.3%	38.6%	38.9%	50.8%
% of FP17s for Band 1 Urgent Courses	238	2,141	11.1%	10.3%	10.7%	9.1%
% of FP17s Relating to Free Repair or Replacements	12	2,141	0.6%	0.6%	0.5%	0.8%
% of FP17s Relating to Continuations	38	2,141	1.8%	0.9%	0.7%	0.9%
% of Patients satisfied with the dentistry they have received	2	2	N/A	90.5%	89.1%	92.5%
% of Patients satisfied with the time they had to wait for an appointment	2	2	N/A	86.3%	83.1%	87.0%

* This is based on patients treated on this contract for their most recent course of treatment.

Figures in italics indicate the base number of FP17s or Patient Questionnaire responses are less than 100. N/A is shown where the base number of responses is less than 10 during the period. % is calculated as Quantity/Base number*100

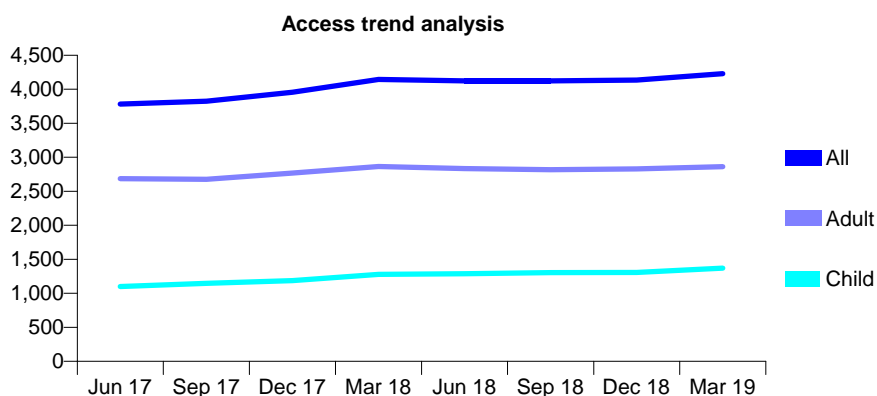
Q63 - Vital Signs At a Glance Contract Report for 274526/0001 - March 2019

Name or company name	O'Connors Partnership
Contract type name	GDS Contract
Purpose of contract	General
Contract start date	01/04/2006
Contract end date	

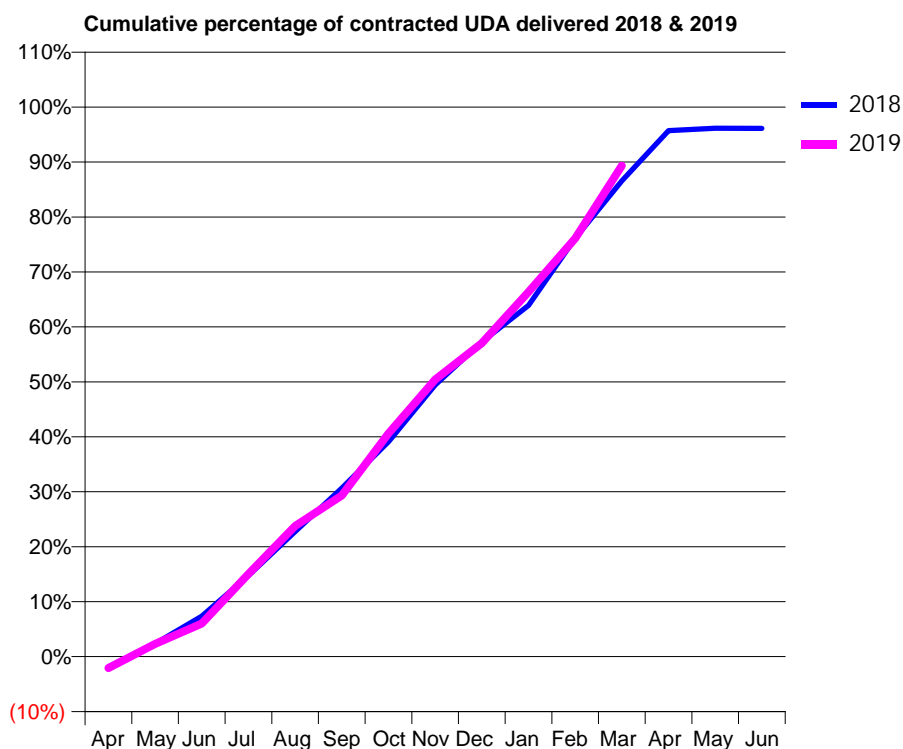
18/19 Contracted general activity (UDA)	13,409
Carry forward general activity (UDA)	522
18/19 Contracted orthodontic activity (UOA)	0
Carry forward orthodontic activity (UOA)	0
Baseline contract value	£433,250.28

ACCESS*

Patients seen in 24 months	Total	Change since previous quarter
Quarter ending March 2018	4,145	
Quarter ending June 2018	4,122	→
Quarter ending September 2018	4,124	→
Quarter ending December 2018	4,135	→
Quarter ending March 2019	4,231	↑
Variance since March 2018	2.1%	↑



ACTIVITY



Month	Adjusted Scheduled Activity (UDA)	
	2018	2019
April	-253	-283
May	317	309
June	988	809
July	1,980	2,014
August	3,055	3,190
September	4,111	3,932
October	5,243	5,446
November	6,631	6,764
December	7,678	7,649
January	8,570	8,898
February	10,210	10,204
March	11,610	11,979
April	12,834	
May	12,890	
June	12,887	

QUALITY

	Quantity	Base Number	Contract	AT	Region	England
% of FP17s for the same patient ID Re-attending within 3 months - Children	121	1,664	7.3%	10.3%	11.9%	11.8%
% of FP17s for the same patient ID Re-attending within 3 months - Adults	535	3,288	16.3%	15.6%	16.9%	15.7%
% of FP17s for the same patient ID Re-attending between 3 & 9 months - Children	821	1,664	49.3%	49.3%	48.9%	58.9%
% of FP17s for the same patient ID Re-attending between 3 & 9 months - Adults	1,219	3,288	37.1%	38.6%	38.9%	50.8%
% of FP17s for Band 1 Urgent Courses	704	4,681	15.0%	10.3%	10.7%	9.1%
% of FP17s Relating to Free Repair or Replacements	23	4,681	0.5%	0.6%	0.5%	0.8%
% of FP17s Relating to Continuations	30	4,681	0.6%	0.9%	0.7%	0.9%
% of Patients satisfied with the dentistry they have received	0	0	N/A	90.5%	89.1%	92.5%
% of Patients satisfied with the time they had to wait for an appointment	0	0	N/A	86.3%	83.1%	87.0%

* This is based on patients treated on this contract for their most recent course of treatment. Figures in italics indicate the base number of FP17s or Patient Questionnaire responses are less than 100. N/A is shown where the base number of responses is less than 10 during the period. % is calculated as Quantity/Base number*100

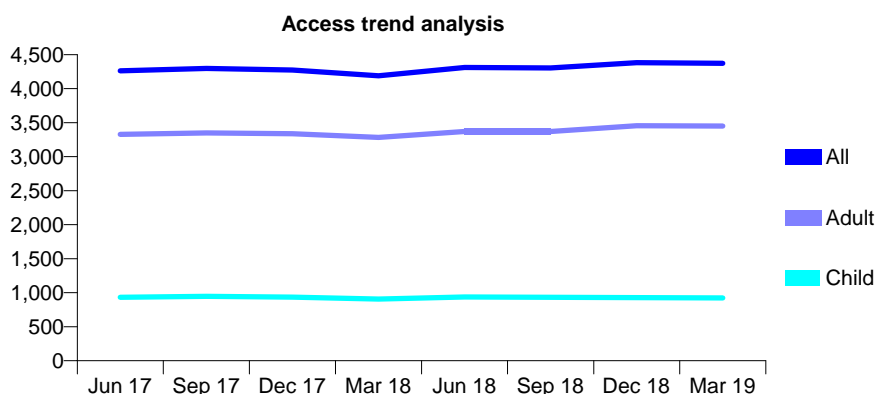
Q63 - Vital Signs At a Glance Contract Report for 276928/0001 - March 2019

Name or company name	MS T SINGH
Contract type name	GDS Contract
Purpose of contract	General
Contract start date	01/09/2013
Contract end date	

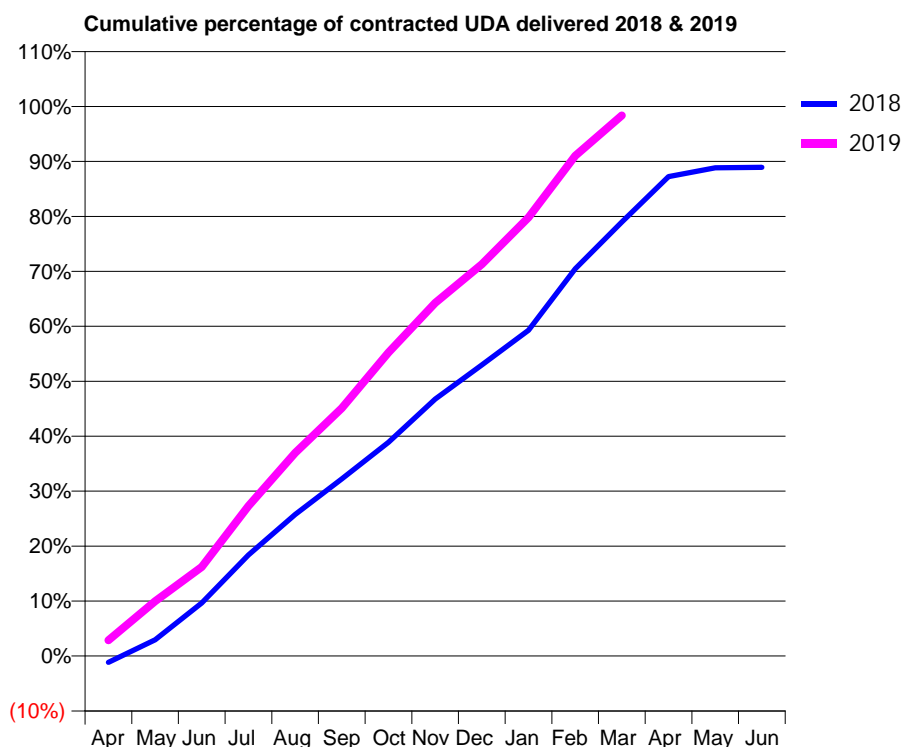
18/19 Contracted general activity (UDA)	17,743
Carry forward general activity (UDA)	0
18/19 Contracted orthodontic activity (UOA)	0
Carry forward orthodontic activity (UOA)	0
Baseline contract value	£505,865.77

ACCESS*

Patients seen in 24 months	Total	Change since previous quarter
Quarter ending March 2018	4,189	
Quarter ending June 2018	4,310	↑
Quarter ending September 2018	4,304	→
Quarter ending December 2018	4,384	→
Quarter ending March 2019	4,374	→
Variance since March 2018	4.4%	↑



ACTIVITY



Month	Adjusted Scheduled Activity (UDA)	
	2018	2019
April	-209	512
May	524	1,771
June	1,715	2,874
July	3,260	4,848
August	4,571	6,559
September	5,716	8,003
October	6,902	9,801
November	8,294	11,404
December	9,396	12,649
January	10,518	14,159
February	12,503	16,148
March	14,014	17,451
April	15,476	
May	15,760	
June	15,776	

QUALITY

	Quantity	Base Number	Contract	AT	Region	England
% of FP17s for the same patient ID Re-attending within 3 months - Children	102	1,101	9.3%	10.3%	11.9%	11.8%
% of FP17s for the same patient ID Re-attending within 3 months - Adults	962	4,415	21.8%	15.6%	16.9%	15.7%
% of FP17s for the same patient ID Re-attending between 3 & 9 months - Children	430	1,101	39.1%	49.3%	48.9%	58.9%
% of FP17s for the same patient ID Re-attending between 3 & 9 months - Adults	1,520	4,415	34.4%	38.6%	38.9%	50.8%
% of FP17s for Band 1 Urgent Courses	770	5,182	14.9%	10.3%	10.7%	9.1%
% of FP17s Relating to Free Repair or Replacements	110	5,182	2.1%	0.6%	0.5%	0.8%
% of FP17s Relating to Continuations	92	5,182	1.8%	0.9%	0.7%	0.9%
% of Patients satisfied with the dentistry they have received	0	1	N/A	90.5%	89.1%	92.5%
% of Patients satisfied with the time they had to wait for an appointment	0	1	N/A	86.3%	83.1%	87.0%

* This is based on patients treated on this contract for their most recent course of treatment.

Figures in italics indicate the base number of FP17s or Patient Questionnaire responses are less than 100. N/A is shown where the base number of responses is less than 10 during the period. % is calculated as Quantity/Base number*100

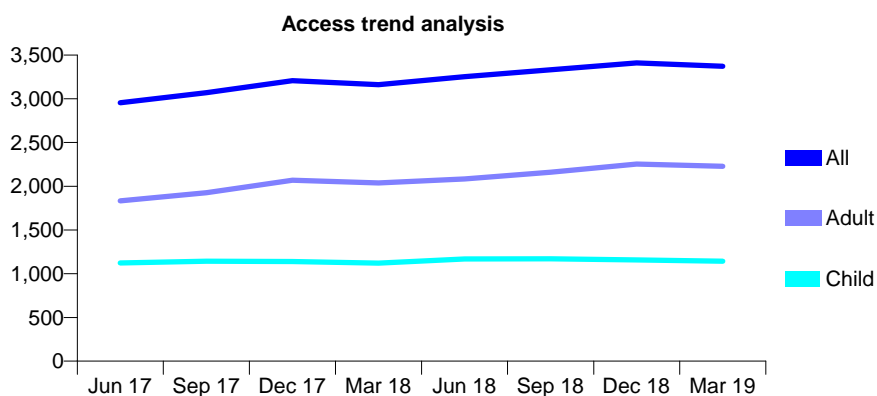
Q63 - Vital Signs At a Glance Contract Report for 280038/0001 - March 2019

Name or company name	MR M MOHSEN
Contract type name	GDS Contract
Purpose of contract	General
Contract start date	12/07/2008
Contract end date	

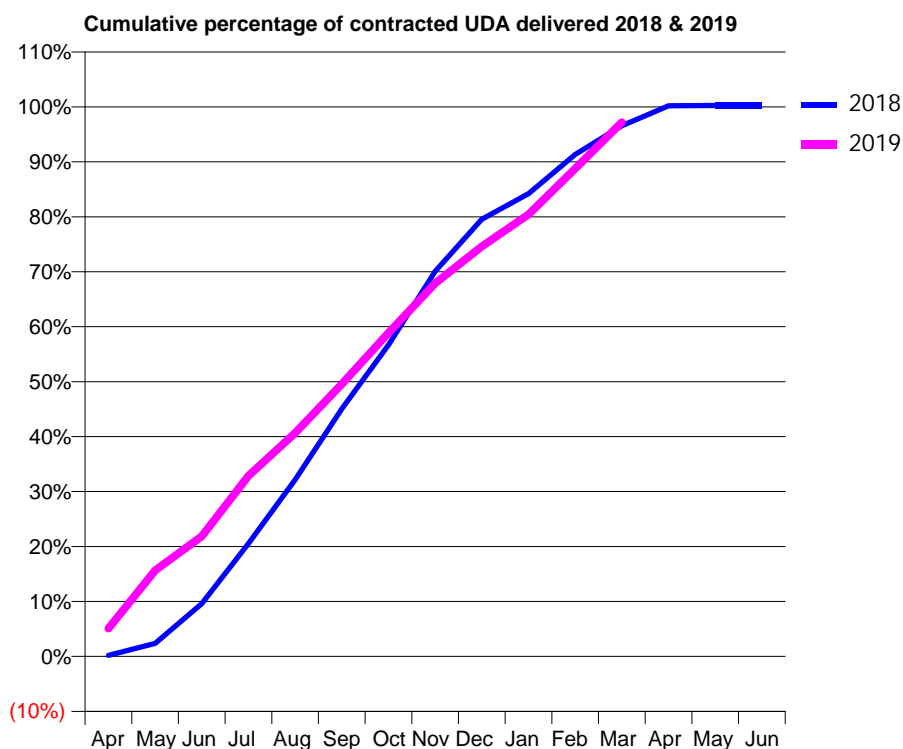
18/19 Contracted general activity (UDA)	7,200
Carry forward general activity (UDA)	-19
18/19 Contracted orthodontic activity (UOA)	0
Carry forward orthodontic activity (UOA)	0
Baseline contract value	£226,199.82

ACCESS*

Patients seen in 24 months	Total	Change since previous quarter
Quarter ending March 2018	3,160	
Quarter ending June 2018	3,253	↑
Quarter ending September 2018	3,331	↑
Quarter ending December 2018	3,411	↑
Quarter ending March 2019	3,371	↓
Variance since March 2018	6.7%	↑



ACTIVITY



Month	Adjusted Scheduled Activity (UDA)	
	2018	2019
April	13	366
May	172	1,128
June	690	1,574
July	1,480	2,367
August	2,317	2,930
September	3,241	3,566
October	4,080	4,239
November	5,045	4,888
December	5,727	5,370
January	6,063	5,789
February	6,577	6,392
March	6,952	6,998
April	7,213	
May	7,219	
June	7,219	

QUALITY

	Quantity	Base Number	Contract	AT	Region	England
% of FP17s for the same patient ID Re-attending within 3 months - Children	90	1,366	6.6%	10.3%	11.9%	11.8%
% of FP17s for the same patient ID Re-attending within 3 months - Adults	205	2,153	9.5%	15.6%	16.9%	15.7%
% of FP17s for the same patient ID Re-attending between 3 & 9 months - Children	628	1,366	46.0%	49.3%	48.9%	58.9%
% of FP17s for the same patient ID Re-attending between 3 & 9 months - Adults	644	2,153	29.9%	38.6%	38.9%	50.8%
% of FP17s for Band 1 Urgent Courses	151	3,387	4.5%	10.3%	10.7%	9.1%
% of FP17s Relating to Free Repair or Replacements	6	3,387	0.2%	0.6%	0.5%	0.8%
% of FP17s Relating to Continuations	3	3,387	0.1%	0.9%	0.7%	0.9%
% of Patients satisfied with the dentistry they have received	0	0	N/A	90.5%	89.1%	92.5%
% of Patients satisfied with the time they had to wait for an appointment	0	0	N/A	86.3%	83.1%	87.0%

* This is based on patients treated on this contract for their most recent course of treatment. Figures in italics indicate the base number of FP17s or Patient Questionnaire responses are less than 100. N/A is shown where the base number of responses is less than 10 during the period. % is calculated as Quantity/Base number*100

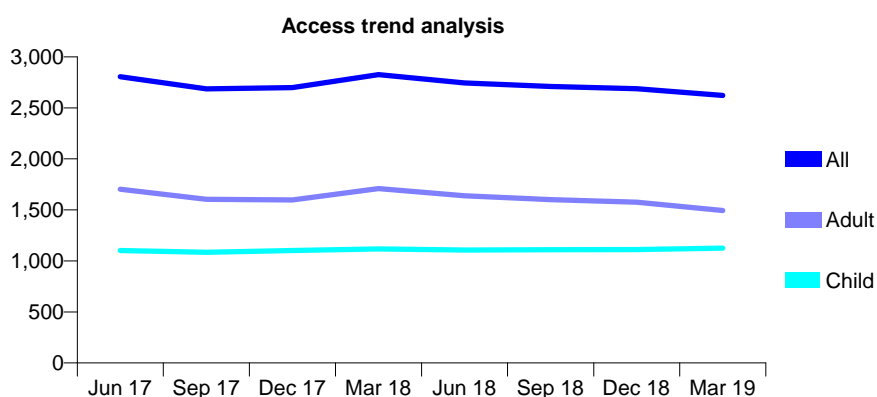
Q63 - Vital Signs At a Glance Contract Report for 283460/0002 - March 2019

Name or company name	MR S KAMYAB
Contract type name	GDS Contract
Purpose of contract	General
Contract start date	01/11/2008
Contract end date	

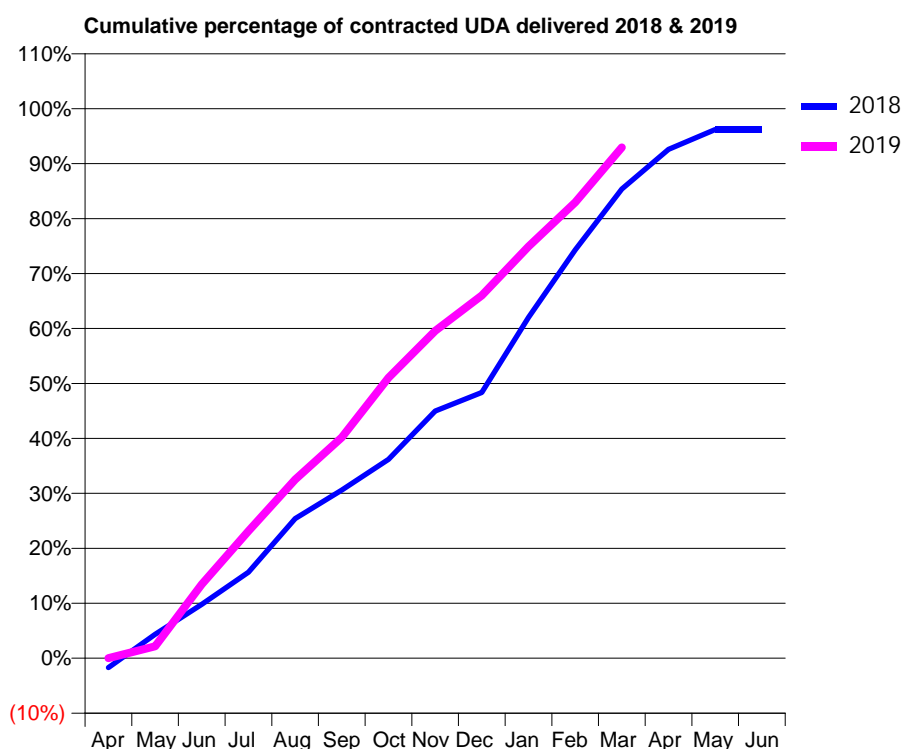
18/19 Contracted general activity (UDA)	11,565
Carry forward general activity (UDA)	439
18/19 Contracted orthodontic activity (UOA)	0
Carry forward orthodontic activity (UOA)	0
Baseline contract value	£348,417.63

ACCESS*

Patients seen in 24 months	Total	Change since previous quarter
Quarter ending March 2018	2,826	
Quarter ending June 2018	2,745	↓
Quarter ending September 2018	2,709	↓
Quarter ending December 2018	2,688	→
Quarter ending March 2019	2,621	↓
Variance since March 2018	(7.3%)	↓



ACTIVITY



Month	Adjusted Scheduled Activity (UDA)	
	2018	2019
April	-197	-3
May	504	252
June	1,132	1,553
July	1,812	2,677
August	2,940	3,762
September	3,536	4,647
October	4,186	5,905
November	5,201	6,889
December	5,592	7,632
January	7,172	8,665
February	8,595	9,594
March	9,875	10,750
April	10,708	
May	11,126	
June	11,126	

QUALITY

	Quantity	Base Number	Contract	AT	Region	England
% of FP17s for the same patient ID Re-attending within 3 months - Children	122	1,324	9.2%	10.3%	11.9%	11.8%
% of FP17s for the same patient ID Re-attending within 3 months - Adults	276	1,406	19.6%	15.6%	16.9%	15.7%
% of FP17s for the same patient ID Re-attending between 3 & 9 months - Children	537	1,324	40.6%	49.3%	48.9%	58.9%
% of FP17s for the same patient ID Re-attending between 3 & 9 months - Adults	413	1,406	29.4%	38.6%	38.9%	50.8%
% of FP17s for Band 1 Urgent Courses	305	2,509	12.2%	10.3%	10.7%	9.1%
% of FP17s Relating to Free Repair or Replacements	0	2,509	0.0%	0.6%	0.5%	0.8%
% of FP17s Relating to Continuations	12	2,509	0.5%	0.9%	0.7%	0.9%
% of Patients satisfied with the dentistry they have received	0	0	N/A	90.5%	89.1%	92.5%
% of Patients satisfied with the time they had to wait for an appointment	0	0	N/A	86.3%	83.1%	87.0%

* This is based on patients treated on this contract for their most recent course of treatment.

Figures in italics indicate the base number of FP17s or Patient Questionnaire responses are less than 100. N/A is shown where the base number of responses is less than 10 during the period. % is calculated as Quantity/Base number*100

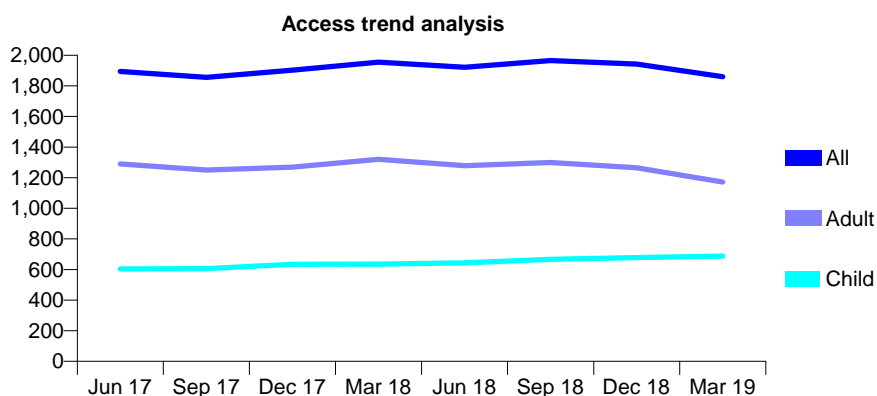
Q63 - Vital Signs At a Glance Contract Report for 283460/0004 - March 2019

Name or company name	MR S KAMYAB
Contract type name	GDS Contract
Purpose of contract	General
Contract start date	01/04/2011
Contract end date	

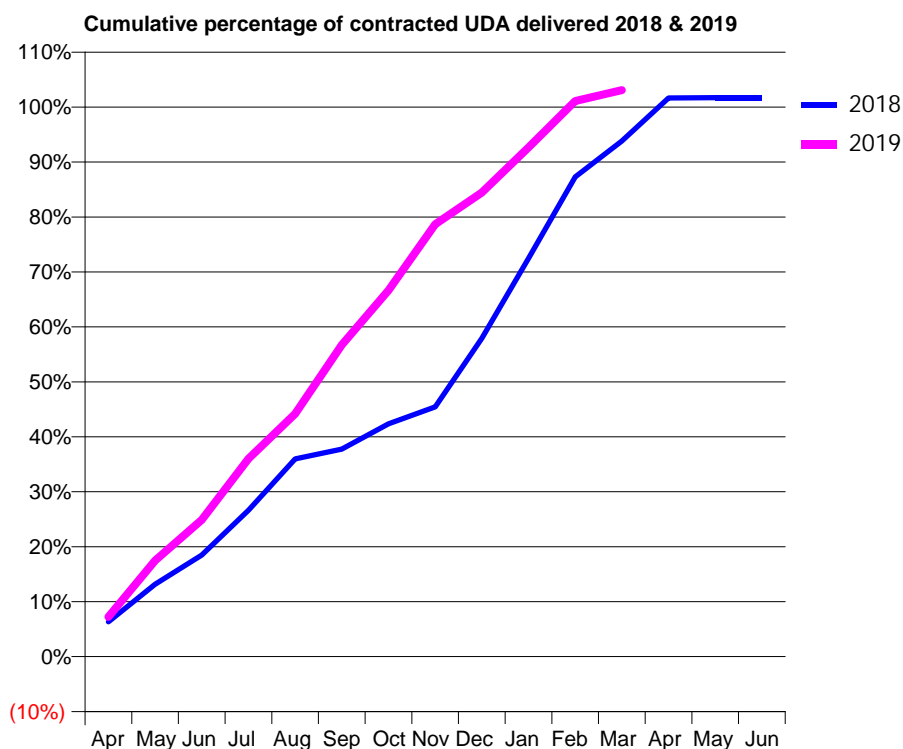
18/19 Contracted general activity (UDA)	6,095
Carry forward general activity (UDA)	-104
18/19 Contracted orthodontic activity (UOA)	0
Carry forward orthodontic activity (UOA)	0
Baseline contract value	£220,468.89

ACCESS*

Patients seen in 24 months	Total	Change since previous quarter
Quarter ending March 2018	1,955	
Quarter ending June 2018	1,922	↓
Quarter ending September 2018	1,966	↑
Quarter ending December 2018	1,943	↓
Quarter ending March 2019	1,860	↓
Variance since March 2018	(4.9%)	↓



ACTIVITY



Month	Adjusted Scheduled Activity (UDA)	
	2018	2019
April	386	442
May	805	1,065
June	1,126	1,517
July	1,624	2,196
August	2,192	2,694
September	2,302	3,457
October	2,582	4,063
November	2,769	4,796
December	3,530	5,147
January	4,417	5,648
February	5,321	6,162
March	5,719	6,283
April	6,195	
May	6,199	
June	6,199	

QUALITY

	Quantity	Base Number	Contract	AT	Region	England
% of FP17s for the same patient ID Re-attending within 3 months - Children	79	946	8.4%	10.3%	11.9%	11.8%
% of FP17s for the same patient ID Re-attending within 3 months - Adults	222	1,133	19.6%	15.6%	16.9%	15.7%
% of FP17s for the same patient ID Re-attending between 3 & 9 months - Children	477	946	50.4%	49.3%	48.9%	58.9%
% of FP17s for the same patient ID Re-attending between 3 & 9 months - Adults	317	1,133	28.0%	38.6%	38.9%	50.8%
% of FP17s for Band 1 Urgent Courses	355	1,935	18.3%	10.3%	10.7%	9.1%
% of FP17s Relating to Free Repair or Replacements	0	1,935	0.0%	0.6%	0.5%	0.8%
% of FP17s Relating to Continuations	1	1,935	0.1%	0.9%	0.7%	0.9%
% of Patients satisfied with the dentistry they have received	1	1	N/A	90.5%	89.1%	92.5%
% of Patients satisfied with the time they had to wait for an appointment	1	1	N/A	86.3%	83.1%	87.0%

* This is based on patients treated on this contract for their most recent course of treatment. Figures in italics indicate the base number of FP17s or Patient Questionnaire responses are less than 100. N/A is shown where the base number of responses is less than 10 during the period. % is calculated as Quantity/Base number*100

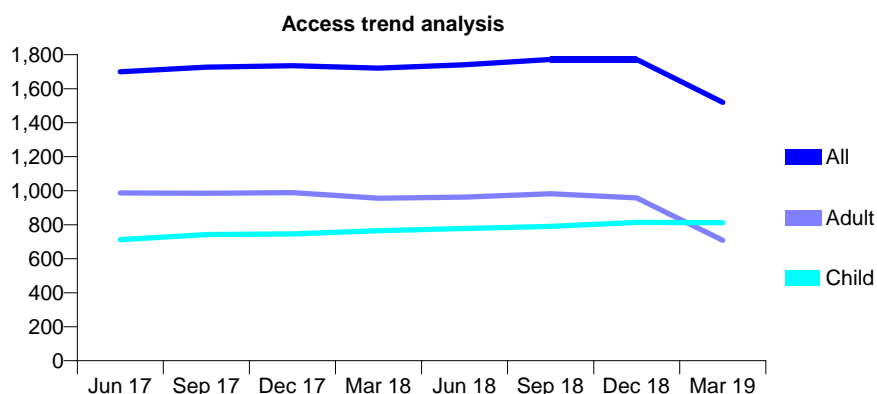
Q63 - Vital Signs At a Glance Contract Report for 283460/0005 - March 2019

Name or company name	MR S KAMYAB
Contract type name	GDS Contract
Purpose of contract	General
Contract start date	01/04/2012
Contract end date	

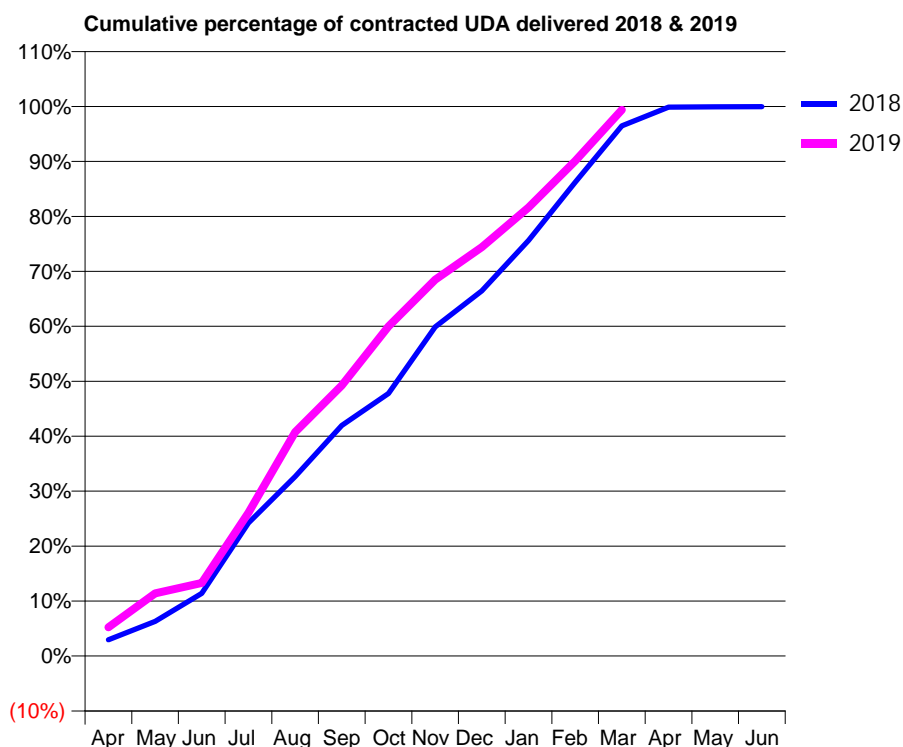
18/19 Contracted general activity (UDA)	5,416
Carry forward general activity (UDA)	2
18/19 Contracted orthodontic activity (UOA)	0
Carry forward orthodontic activity (UOA)	0
Baseline contract value	£127,367.67

ACCESS*

Patients seen in 24 months	Total	Change since previous quarter
Quarter ending March 2018	1,721	
Quarter ending June 2018	1,741	→
Quarter ending September 2018	1,772	→
Quarter ending December 2018	1,772	→
Quarter ending March 2019	1,520	↓
Variance since March 2018	(11.7%)	↓



ACTIVITY



Month	Adjusted Scheduled Activity (UDA)	
	2018	2019
April	162	283
May	342	617
June	619	721
July	1,311	1,413
August	1,770	2,208
September	2,271	2,666
October	2,588	3,248
November	3,244	3,709
December	3,599	4,029
January	4,096	4,421
February	4,669	4,880
March	5,226	5,382
April	5,409	
May	5,411	
June	5,414	

QUALITY

	Quantity	Base Number	Contract	AT	Region	England
% of FP17s for the same patient ID Re-attending within 3 months - Children	57	994	5.7%	10.3%	11.9%	11.8%
% of FP17s for the same patient ID Re-attending within 3 months - Adults	95	683	13.9%	15.6%	16.9%	15.7%
% of FP17s for the same patient ID Re-attending between 3 & 9 months - Children	488	994	49.1%	49.3%	48.9%	58.9%
% of FP17s for the same patient ID Re-attending between 3 & 9 months - Adults	259	683	37.9%	38.6%	38.9%	50.8%
% of FP17s for Band 1 Urgent Courses	147	1,617	9.1%	10.3%	10.7%	9.1%
% of FP17s Relating to Free Repair or Replacements	1	1,617	0.1%	0.6%	0.5%	0.8%
% of FP17s Relating to Continuations	1	1,617	0.1%	0.9%	0.7%	0.9%
% of Patients satisfied with the dentistry they have received	2	2	N/A	90.5%	89.1%	92.5%
% of Patients satisfied with the time they had to wait for an appointment	2	2	N/A	86.3%	83.1%	87.0%

* This is based on patients treated on this contract for their most recent course of treatment. Figures in italics indicate the base number of FP17s or Patient Questionnaire responses are less than 100. N/A is shown where the base number of responses is less than 10 during the period. % is calculated as Quantity/Base number*100

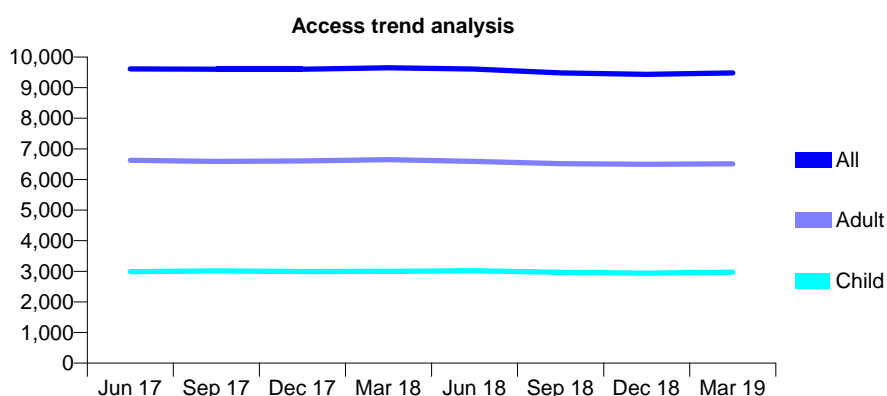
Q63 - Vital Signs At a Glance Contract Report for 287881/0001 - March 2019

Name or company name	MR AR PATEL
Contract type name	GDS Contract
Purpose of contract	General
Contract start date	01/05/2015
Contract end date	

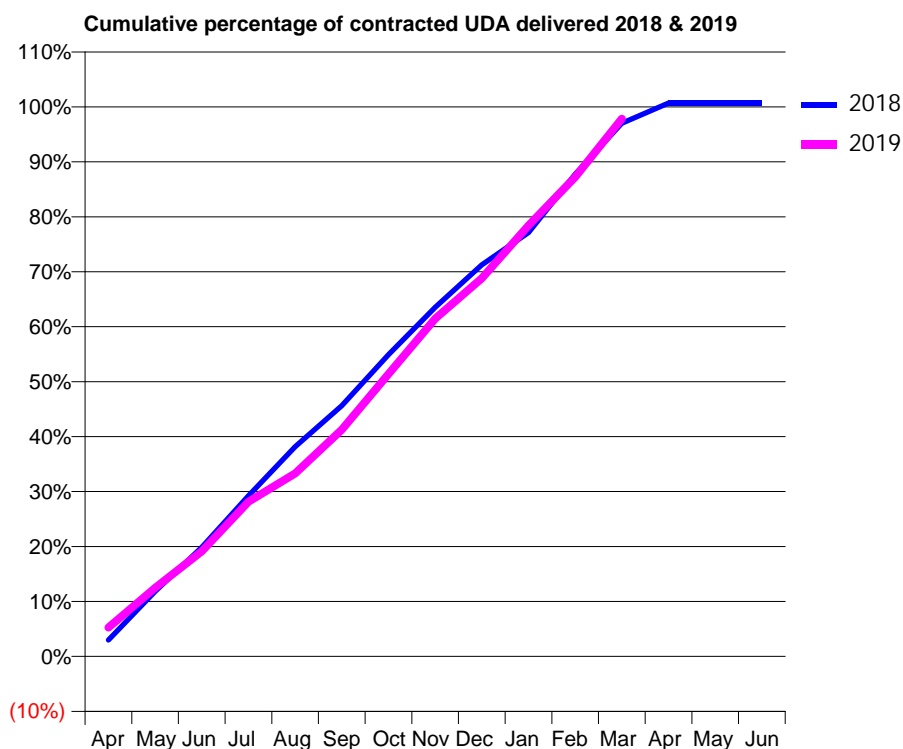
18/19 Contracted general activity (UDA)	26,220
Carry forward general activity (UDA)	-183
18/19 Contracted orthodontic activity (UOA)	0
Carry forward orthodontic activity (UOA)	0
Baseline contract value	£890,867.76

ACCESS*

Patients seen in 24 months	Total	Change since previous quarter
Quarter ending March 2018	9,649	
Quarter ending June 2018	9,609	→
Quarter ending September 2018	9,482	↓
Quarter ending December 2018	9,435	→
Quarter ending March 2019	9,485	→
Variance since March 2018	(1.7%)	↓



ACTIVITY



Month	2018	2019
April	785	1,379
May	3,109	3,274
June	5,201	5,016
July	7,663	7,384
August	10,007	8,732
September	11,967	10,812
October	14,394	13,475
November	16,664	16,113
December	18,687	18,039
January	20,223	20,562
February	23,014	22,870
March	25,443	25,649
April	26,403	
May	26,404	
June	26,403	

QUALITY

	Quantity	Base Number	Contract	AT	Region	England
% of FP17s for the same patient ID Re-attending within 3 months - Children	217	3,564	6.1%	10.3%	11.9%	11.8%
% of FP17s for the same patient ID Re-attending within 3 months - Adults	809	6,936	11.7%	15.6%	16.9%	15.7%
% of FP17s for the same patient ID Re-attending between 3 & 9 months - Children	1,743	3,564	48.9%	49.3%	48.9%	58.9%
% of FP17s for the same patient ID Re-attending between 3 & 9 months - Adults	2,825	6,936	40.7%	38.6%	38.9%	50.8%
% of FP17s for Band 1 Urgent Courses	797	10,170	7.8%	10.3%	10.7%	9.1%
% of FP17s Relating to Free Repair or Replacements	100	10,170	1.0%	0.6%	0.5%	0.8%
% of FP17s Relating to Continuations	38	10,170	0.4%	0.9%	0.7%	0.9%
% of Patients satisfied with the dentistry they have received	1	1	N/A	90.5%	89.1%	92.5%
% of Patients satisfied with the time they had to wait for an appointment	1	1	N/A	86.3%	83.1%	87.0%

* This is based on patients treated on this contract for their most recent course of treatment. Figures in italics indicate the base number of FP17s or Patient Questionnaire responses are less than 100. N/A is shown where the base number of responses is less than 10 during the period. % is calculated as Quantity/Base number*100

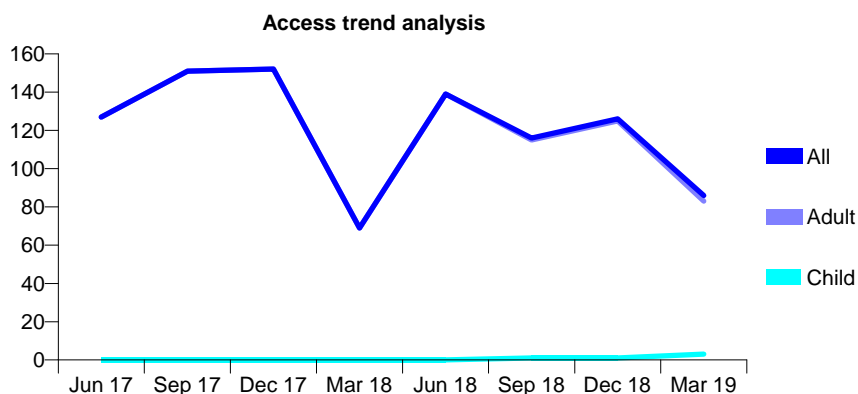
Q63 - Vital Signs At a Glance Contract Report for 294551/0001 - March 2019

Name or company name	MRS T JAYARAM
Contract type name	PDS Contract
Purpose of contract	General
Contract start date	20/04/2009
Contract end date	31/03/2019

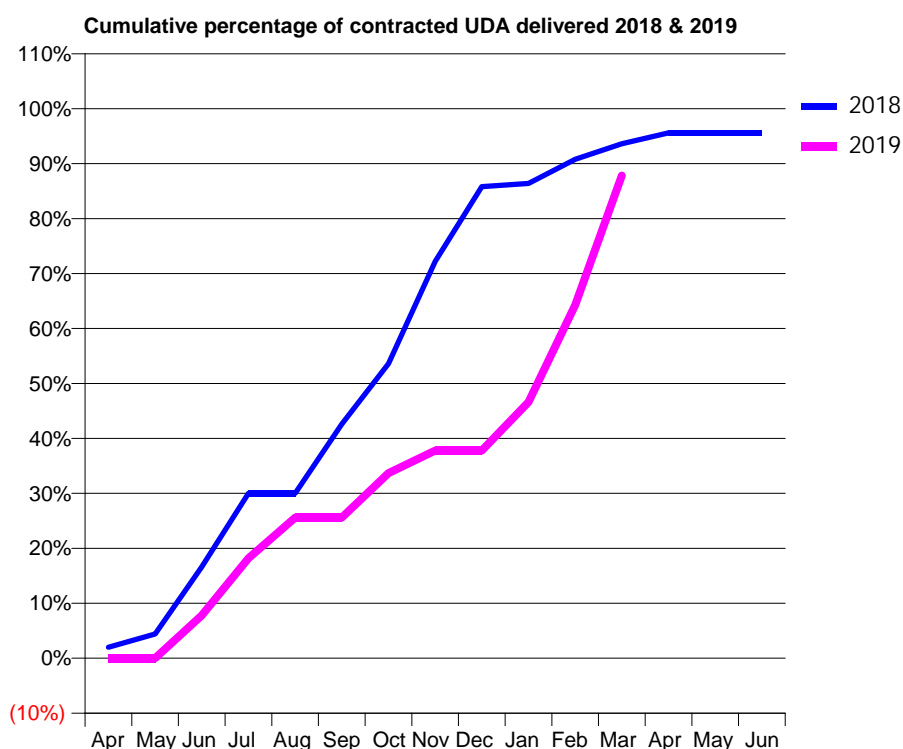
18/19 Contracted general activity (UDA)	1,000
Carry forward general activity (UDA)	0
18/19 Contracted orthodontic activity (UOA)	0
Carry forward orthodontic activity (UOA)	0
Baseline contract value	£140,991.36

ACCESS*

Patients seen in 24 months	Total	Change since previous quarter
Quarter ending March 2018	69	
Quarter ending June 2018	139	↑
Quarter ending September 2018	116	↓
Quarter ending December 2018	126	↑
Quarter ending March 2019	86	↓
Variance since March 2018	24.6%	↑



ACTIVITY



Month	2018	2019
April	10	0
May	22	0
June	83	78
July	150	182
August	150	256
September	213	256
October	268	337
November	361	378
December	429	378
January	432	466
February	454	643
March	468	878
April	478	
May	478	
June	478	

QUALITY

	Quantity	Base Number	Contract	AT	Region	England
% of FP17s for the same patient ID Re-attending within 3 months - Children	1	8	12.5%	10.3%	11.9%	11.8%
% of FP17s for the same patient ID Re-attending within 3 months - Adults	2	361	0.6%	15.6%	16.9%	15.7%
% of FP17s for the same patient ID Re-attending between 3 & 9 months - Children	0	8	0.0%	49.3%	48.9%	58.9%
% of FP17s for the same patient ID Re-attending between 3 & 9 months - Adults	1	361	0.3%	38.6%	38.9%	50.8%
% of FP17s for Band 1 Urgent Courses	0	364	0.0%	10.3%	10.7%	9.1%
% of FP17s Relating to Free Repair or Replacements	0	364	0.0%	0.6%	0.5%	0.8%
% of FP17s Relating to Continuations	0	364	0.0%	0.9%	0.7%	0.9%
% of Patients satisfied with the dentistry they have received	0	0	N/A	90.5%	89.1%	92.5%
% of Patients satisfied with the time they had to wait for an appointment	0	0	N/A	86.3%	83.1%	87.0%

* This is based on patients treated on this contract for their most recent course of treatment.

Figures in italics indicate the base number of FP17s or Patient Questionnaire responses are less than 100. N/A is shown where the base number of responses is less than 10 during the period. % is calculated as Quantity/Base number*100

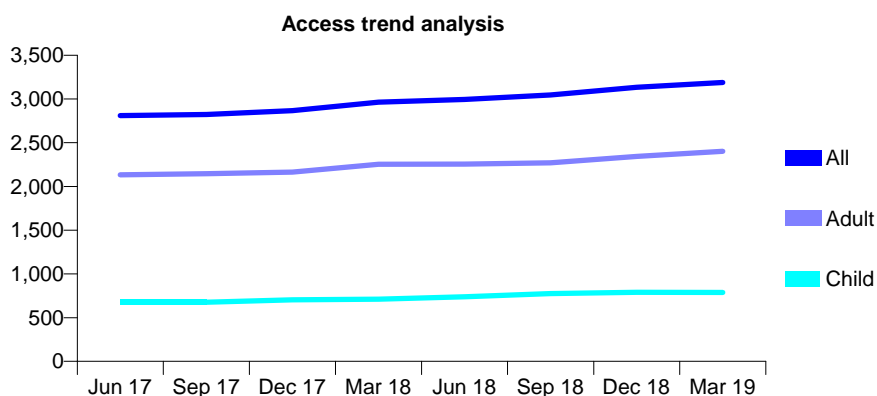
Q63 - Vital Signs At a Glance Contract Report for 299758/0001 - March 2019

Name or company name	MR AJ MEHTA
Contract type name	GDS Contract
Purpose of contract	General
Contract start date	01/10/2010
Contract end date	

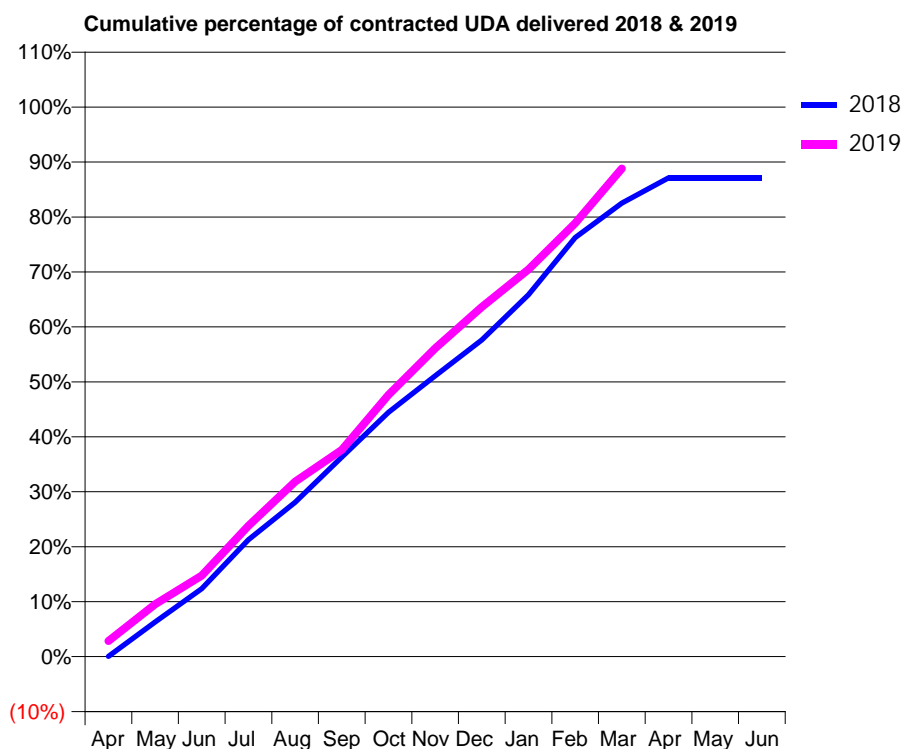
18/19 Contracted general activity (UDA)	9,243
Carry forward general activity (UDA)	0
18/19 Contracted orthodontic activity (UOA)	0
Carry forward orthodontic activity (UOA)	0
Baseline contract value	£302,689.41

ACCESS*

Patients seen in 24 months	Total	Change since previous quarter
Quarter ending March 2018	2,964	
Quarter ending June 2018	2,995	→
Quarter ending September 2018	3,046	→
Quarter ending December 2018	3,133	↑
Quarter ending March 2019	3,189	→
Variance since March 2018	7.6%	↑



ACTIVITY



Month	Adjusted Scheduled Activity (UDA)	
	2018	2019
April	3	263
May	581	884
June	1,142	1,364
July	1,966	2,201
August	2,597	2,945
September	3,355	3,477
October	4,111	4,402
November	4,722	5,186
December	5,327	5,881
January	6,089	6,513
February	7,048	7,291
March	7,628	8,208
April	8,051	
May	8,051	
June	8,051	

QUALITY

	Quantity	Base Number	Contract	AT	Region	England
% of FP17s for the same patient ID Re-attending within 3 months - Children	81	1,002	8.1%	10.3%	11.9%	11.8%
% of FP17s for the same patient ID Re-attending within 3 months - Adults	559	2,986	18.7%	15.6%	16.9%	15.7%
% of FP17s for the same patient ID Re-attending between 3 & 9 months - Children	464	1,002	46.3%	49.3%	48.9%	58.9%
% of FP17s for the same patient ID Re-attending between 3 & 9 months - Adults	1,182	2,986	39.6%	38.6%	38.9%	50.8%
% of FP17s for Band 1 Urgent Courses	540	3,670	14.7%	10.3%	10.7%	9.1%
% of FP17s Relating to Free Repair or Replacements	31	3,670	0.8%	0.6%	0.5%	0.8%
% of FP17s Relating to Continuations	25	3,670	0.7%	0.9%	0.7%	0.9%
% of Patients satisfied with the dentistry they have received	2	2	N/A	90.5%	89.1%	92.5%
% of Patients satisfied with the time they had to wait for an appointment	2	2	N/A	86.3%	83.1%	87.0%

* This is based on patients treated on this contract for their most recent course of treatment. Figures in italics indicate the base number of FP17s or Patient Questionnaire responses are less than 100. N/A is shown where the base number of responses is less than 10 during the period. % is calculated as Quantity/Base number*100

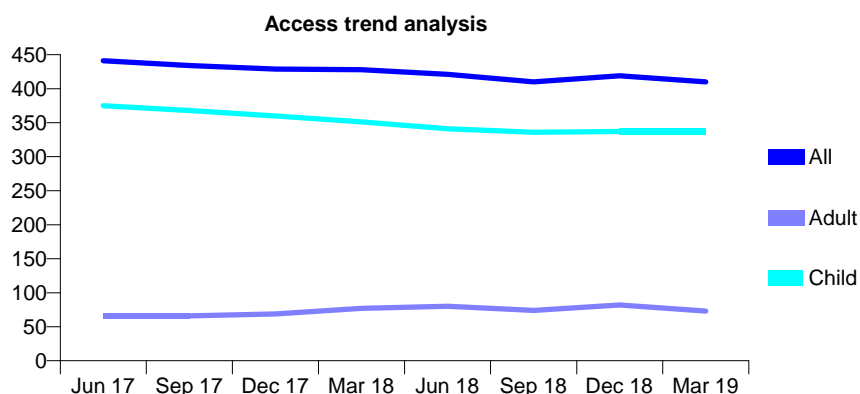
Q63 - Vital Signs At a Glance Contract Report for 303631/0001 - March 2019

Name or company name	MRS BS OWEN
Contract type name	GDS Contract
Purpose of contract	General
Contract start date	01/02/2015
Contract end date	

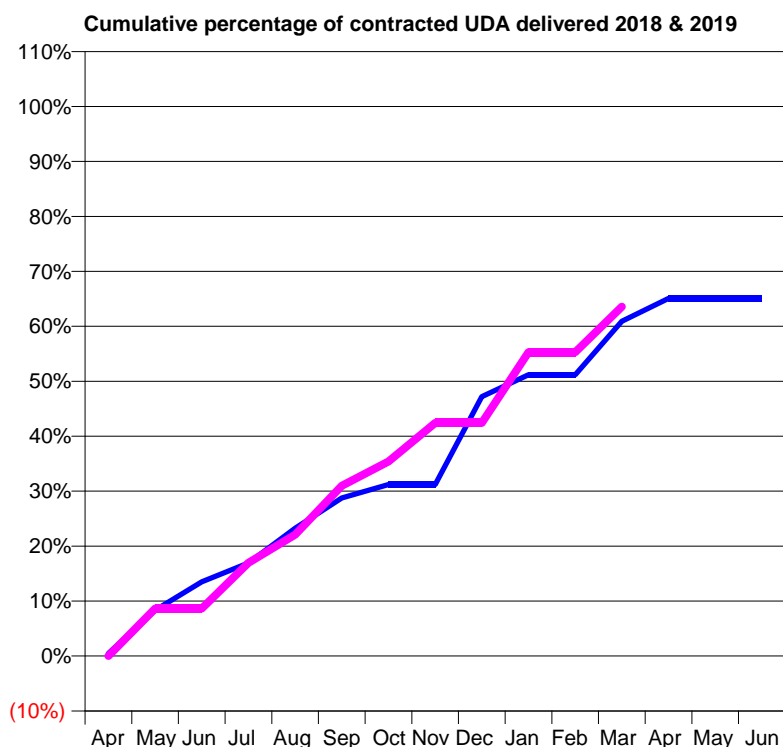
18/19 Contracted general activity (UDA)	1,200
Carry forward general activity (UDA)	0
18/19 Contracted orthodontic activity (UOA)	0
Carry forward orthodontic activity (UOA)	0
Baseline contract value	£31,872.91

ACCESS*

Patients seen in 24 months	Total	Change since previous quarter
Quarter ending March 2018	428	
Quarter ending June 2018	421	↓
Quarter ending September 2018	410	↓
Quarter ending December 2018	419	↑
Quarter ending March 2019	410	↓
Variance since March 2018	(4.2%)	↓



ACTIVITY



Month	Adjusted Scheduled Activity (UDA)	
	2018	2019
April	6	0
May	100	104
June	162	104
July	203	204
August	279	265
September	345	372
October	374	425
November	374	509
December	566	509
January	614	664
February	614	664
March	731	763
April	781	
May	781	
June	781	

QUALITY

	Quantity	Base Number	Contract	AT	Region	England
% of FP17s for the same patient ID Re-attending within 3 months - Children	27	503	5.4%	10.3%	11.9%	11.8%
% of FP17s for the same patient ID Re-attending within 3 months - Adults	2	40	5.0%	15.6%	16.9%	15.7%
% of FP17s for the same patient ID Re-attending between 3 & 9 months - Children	285	503	56.7%	49.3%	48.9%	58.9%
% of FP17s for the same patient ID Re-attending between 3 & 9 months - Adults	24	40	60.0%	38.6%	38.9%	50.8%
% of FP17s for Band 1 Urgent Courses	19	515	3.7%	10.3%	10.7%	9.1%
% of FP17s Relating to Free Repair or Replacements	0	515	0.0%	0.6%	0.5%	0.8%
% of FP17s Relating to Continuations	5	515	1.0%	0.9%	0.7%	0.9%
% of Patients satisfied with the dentistry they have received	0	0	N/A	90.5%	89.1%	92.5%
% of Patients satisfied with the time they had to wait for an appointment	0	0	N/A	86.3%	83.1%	87.0%

* This is based on patients treated on this contract for their most recent course of treatment. Figures in italics indicate the base number of FP17s or Patient Questionnaire responses are less than 100. N/A is shown where the base number of responses is less than 10 during the period. % is calculated as Quantity/Base number*100

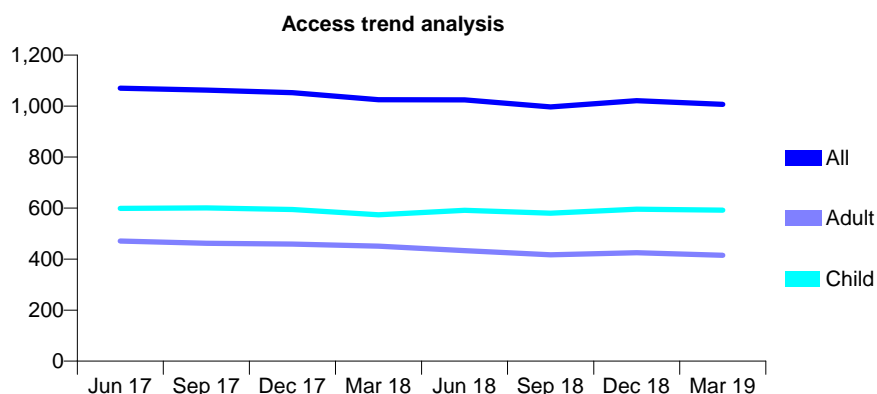
Q63 - Vital Signs At a Glance Contract Report for 304336/0003 - March 2019

Name or company name	MR PA NORTON
Contract type name	GDS Contract
Purpose of contract	General
Contract start date	01/04/2006
Contract end date	

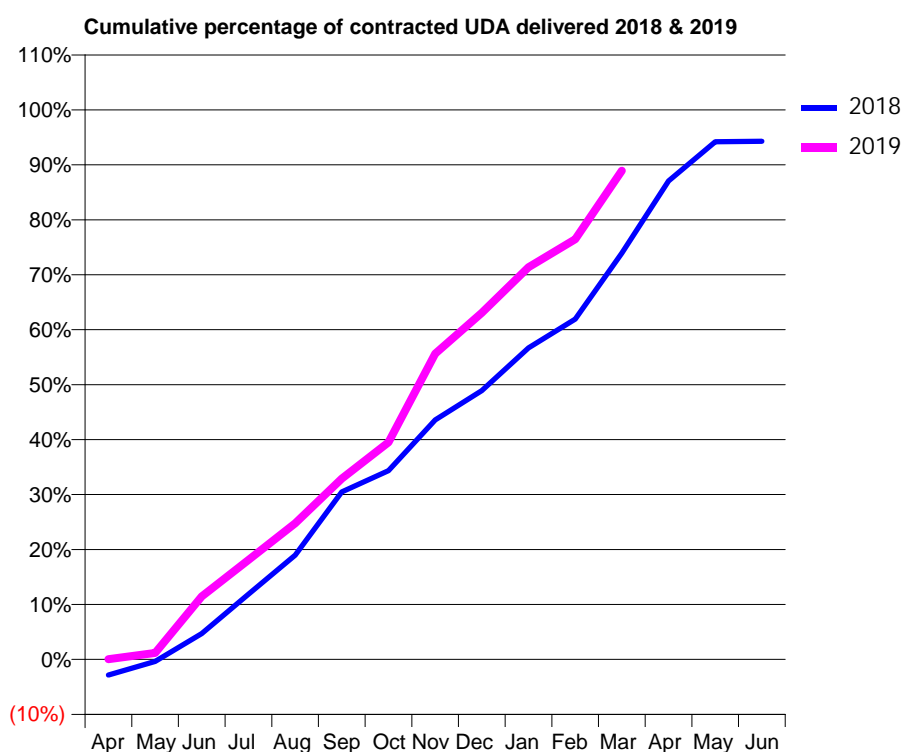
18/19 Contracted general activity (UDA)	2,104
Carry forward general activity (UDA)	0
18/19 Contracted orthodontic activity (UOA)	0
Carry forward orthodontic activity (UOA)	0
Baseline contract value	£58,657.73

ACCESS*

Patients seen in 24 months	Total	Change since previous quarter
Quarter ending March 2018	1,025	
Quarter ending June 2018	1,024	→
Quarter ending September 2018	997	↓
Quarter ending December 2018	1,021	↑
Quarter ending March 2019	1,007	↓
Variance since March 2018	(1.8%)	↓



ACTIVITY



Month	Adjusted Scheduled Activity (UDA)	
	2018	2019
April	-60	1
May	-8	25
June	99	241
July	250	381
August	399	521
September	641	692
October	723	831
November	917	1,171
December	1,029	1,327
January	1,193	1,501
February	1,303	1,609
March	1,556	1,871
April	1,832	
May	1,982	
June	1,984	

QUALITY

	Quantity	Base Number	Contract	AT	Region	England
% of FP17s for the same patient ID Re-attending within 3 months - Children	11	596	1.8%	10.3%	11.9%	11.8%
% of FP17s for the same patient ID Re-attending within 3 months - Adults	34	364	9.3%	15.6%	16.9%	15.7%
% of FP17s for the same patient ID Re-attending between 3 & 9 months - Children	235	596	39.4%	49.3%	48.9%	58.9%
% of FP17s for the same patient ID Re-attending between 3 & 9 months - Adults	113	364	31.0%	38.6%	38.9%	50.8%
% of FP17s for Band 1 Urgent Courses	11	790	1.4%	10.3%	10.7%	9.1%
% of FP17s Relating to Free Repair or Replacements	0	790	0.0%	0.6%	0.5%	0.8%
% of FP17s Relating to Continuations	0	790	0.0%	0.9%	0.7%	0.9%
% of Patients satisfied with the dentistry they have received	0	0	N/A	90.5%	89.1%	92.5%
% of Patients satisfied with the time they had to wait for an appointment	0	0	N/A	86.3%	83.1%	87.0%

* This is based on patients treated on this contract for their most recent course of treatment. Figures in italics indicate the base number of FP17s or Patient Questionnaire responses are less than 100. N/A is shown where the base number of responses is less than 10 during the period. % is calculated as Quantity/Base number*100

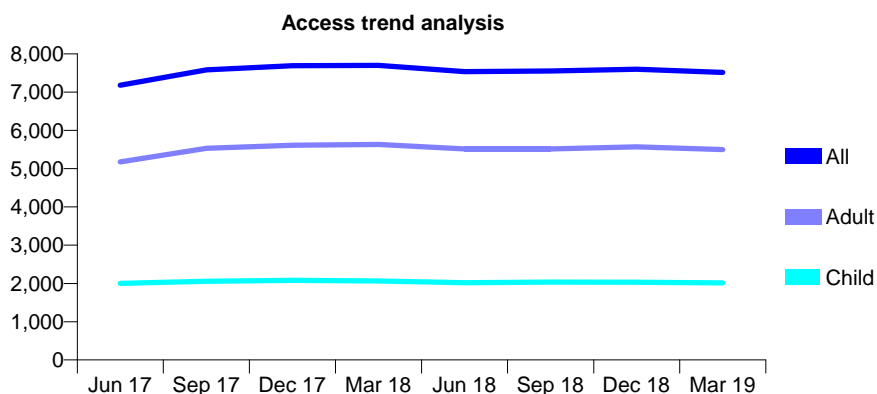
Q63 - Vital Signs At a Glance Contract Report for 304425/0002 - March 2019

Name or company name	Mr Sailesh Patel and Mr Chetan Patel
Contract type name	GDS Contract
Purpose of contract	General
Contract start date	03/09/2015
Contract end date	

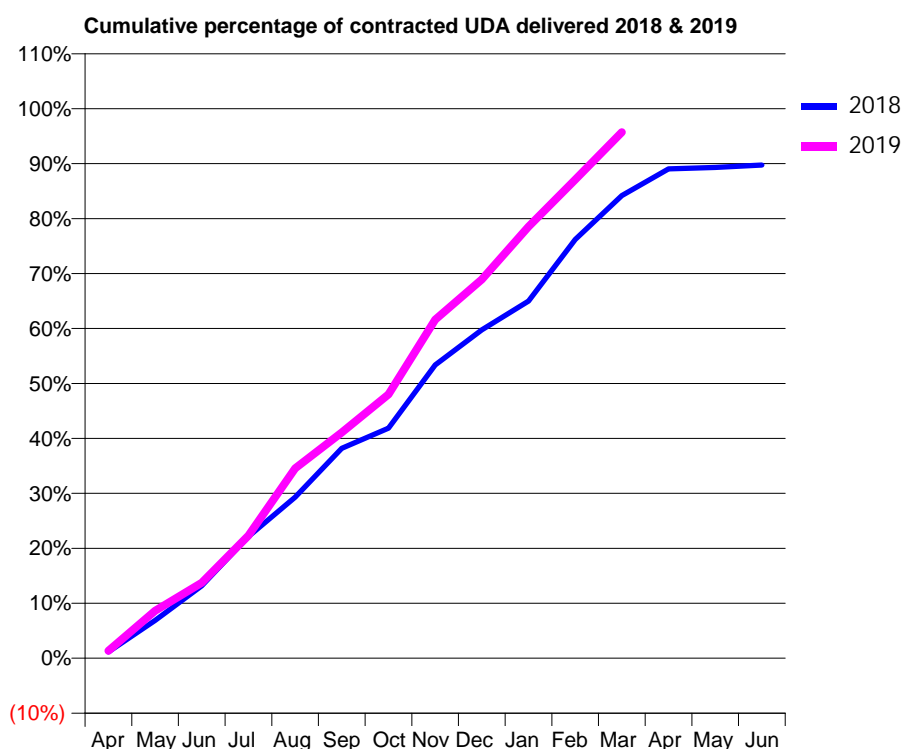
18/19 Contracted general activity (UDA)	18,833
Carry forward general activity (UDA)	0
18/19 Contracted orthodontic activity (UOA)	0
Carry forward orthodontic activity (UOA)	0
Baseline contract value	£570,563.16

ACCESS*

Patients seen in 24 months	Total	Change since previous quarter
Quarter ending March 2018	7,699	
Quarter ending June 2018	7,535	↓
Quarter ending September 2018	7,551	→
Quarter ending December 2018	7,598	→
Quarter ending March 2019	7,512	↓
Variance since March 2018	(2.4%)	↓



ACTIVITY



Month	2018	2019
April	216	253
May	1,295	1,626
June	2,483	2,582
July	4,171	4,204
August	5,523	6,507
September	7,195	7,733
October	7,887	9,043
November	10,052	11,600
December	11,249	12,983
January	12,242	14,791
February	14,355	16,399
March	15,852	18,028
April	16,770	
May	16,816	
June	16,903	

QUALITY

	Quantity	Base Number	Contract	AT	Region	England
% of FP17s for the same patient ID Re-attending within 3 months - Children	164	2,398	6.8%	10.3%	11.9%	11.8%
% of FP17s for the same patient ID Re-attending within 3 months - Adults	782	5,831	13.4%	15.6%	16.9%	15.7%
% of FP17s for the same patient ID Re-attending between 3 & 9 months - Children	1,091	2,398	45.5%	49.3%	48.9%	58.9%
% of FP17s for the same patient ID Re-attending between 3 & 9 months - Adults	2,145	5,831	36.8%	38.6%	38.9%	50.8%
% of FP17s for Band 1 Urgent Courses	513	7,124	7.2%	10.3%	10.7%	9.1%
% of FP17s Relating to Free Repair or Replacements	83	7,124	1.2%	0.6%	0.5%	0.8%
% of FP17s Relating to Continuations	46	7,124	0.6%	0.9%	0.7%	0.9%
% of Patients satisfied with the dentistry they have received	2	3	N/A	90.5%	89.1%	92.5%
% of Patients satisfied with the time they had to wait for an appointment	3	3	N/A	86.3%	83.1%	87.0%

* This is based on patients treated on this contract for their most recent course of treatment. Figures in italics indicate the base number of FP17s or Patient Questionnaire responses are less than 100. N/A is shown where the base number of responses is less than 10 during the period. % is calculated as Quantity/Base number*100

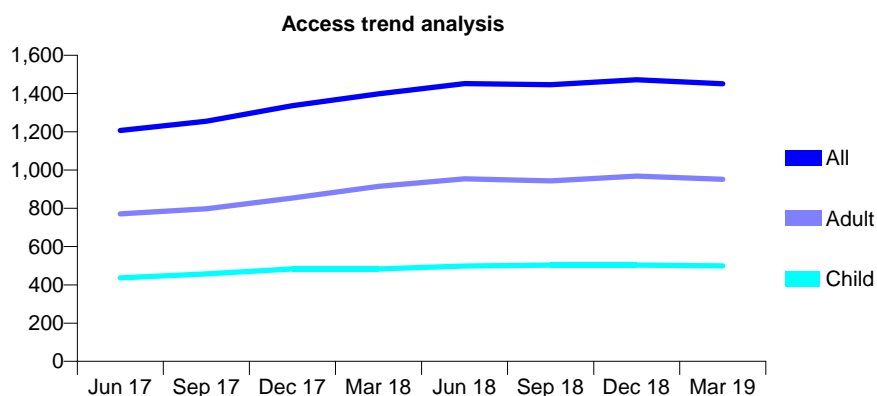
Q63 - Vital Signs At a Glance Contract Report for 305707/0002 - March 2019

Name or company name	MR A PAICE
Contract type name	GDS Contract
Purpose of contract	General
Contract start date	03/07/2007
Contract end date	

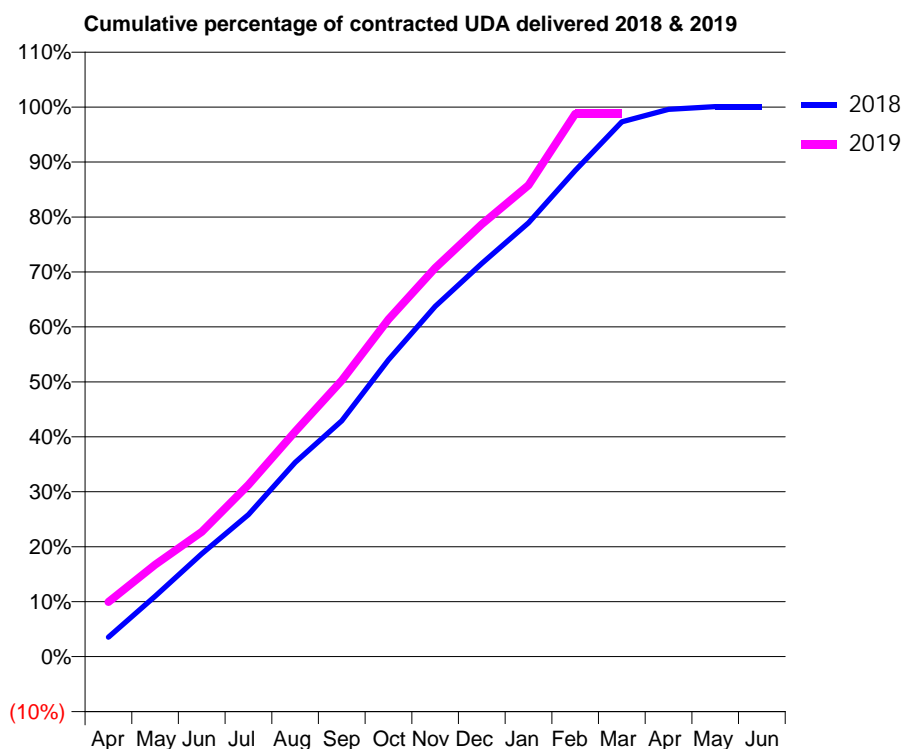
18/19 Contracted general activity (UDA)	2,999
Carry forward general activity (UDA)	-2
18/19 Contracted orthodontic activity (UOA)	0
Carry forward orthodontic activity (UOA)	0
Baseline contract value	£93,821.09

ACCESS*

Patients seen in 24 months	Total	Change since previous quarter
Quarter ending March 2018	1,398	
Quarter ending June 2018	1,452	↑
Quarter ending September 2018	1,446	→
Quarter ending December 2018	1,472	→
Quarter ending March 2019	1,451	↓
Variance since March 2018	3.8%	↑



ACTIVITY



Month	Adjusted Scheduled Activity (UDA)	
	2018	2019
April	107	298
May	330	502
June	561	681
July	775	938
August	1,060	1,228
September	1,287	1,507
October	1,620	1,841
November	1,912	2,121
December	2,146	2,359
January	2,367	2,572
February	2,653	2,962
March	2,919	2,962
April	2,987	
May	3,001	
June	3,001	

QUALITY

	Quantity	Base Number	Contract	AT	Region	England
% of FP17s for the same patient ID Re-attending within 3 months - Children	45	661	6.8%	10.3%	11.9%	11.8%
% of FP17s for the same patient ID Re-attending within 3 months - Adults	97	1,049	9.2%	15.6%	16.9%	15.7%
% of FP17s for the same patient ID Re-attending between 3 & 9 months - Children	329	661	49.8%	49.3%	48.9%	58.9%
% of FP17s for the same patient ID Re-attending between 3 & 9 months - Adults	512	1,049	48.8%	38.6%	38.9%	50.8%
% of FP17s for Band 1 Urgent Courses	73	1,660	4.4%	10.3%	10.7%	9.1%
% of FP17s Relating to Free Repair or Replacements	2	1,660	0.1%	0.6%	0.5%	0.8%
% of FP17s Relating to Continuations	1	1,660	0.1%	0.9%	0.7%	0.9%
% of Patients satisfied with the dentistry they have received	0	0	N/A	90.5%	89.1%	92.5%
% of Patients satisfied with the time they had to wait for an appointment	0	0	N/A	86.3%	83.1%	87.0%

* This is based on patients treated on this contract for their most recent course of treatment. Figures in italics indicate the base number of FP17s or Patient Questionnaire responses are less than 100. N/A is shown where the base number of responses is less than 10 during the period. % is calculated as Quantity/Base number*100

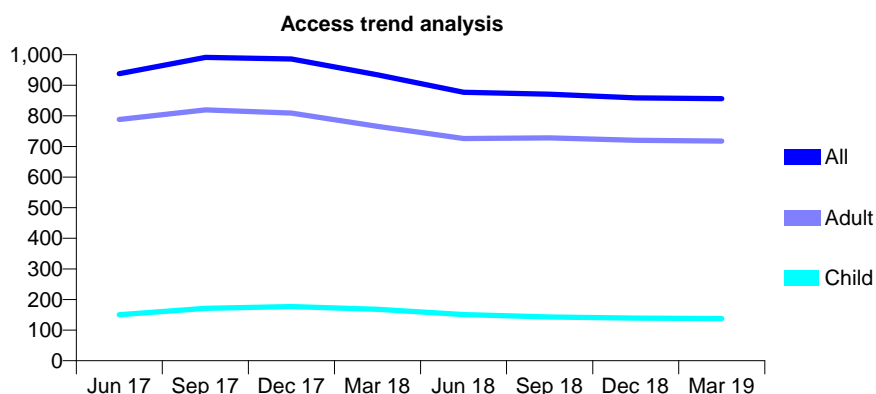
Q63 - Vital Signs At a Glance Contract Report for 319341/0001 - March 2019

Name or company name	MR AW MAINE
Contract type name	GDS Contract
Purpose of contract	General
Contract start date	01/04/2006
Contract end date	

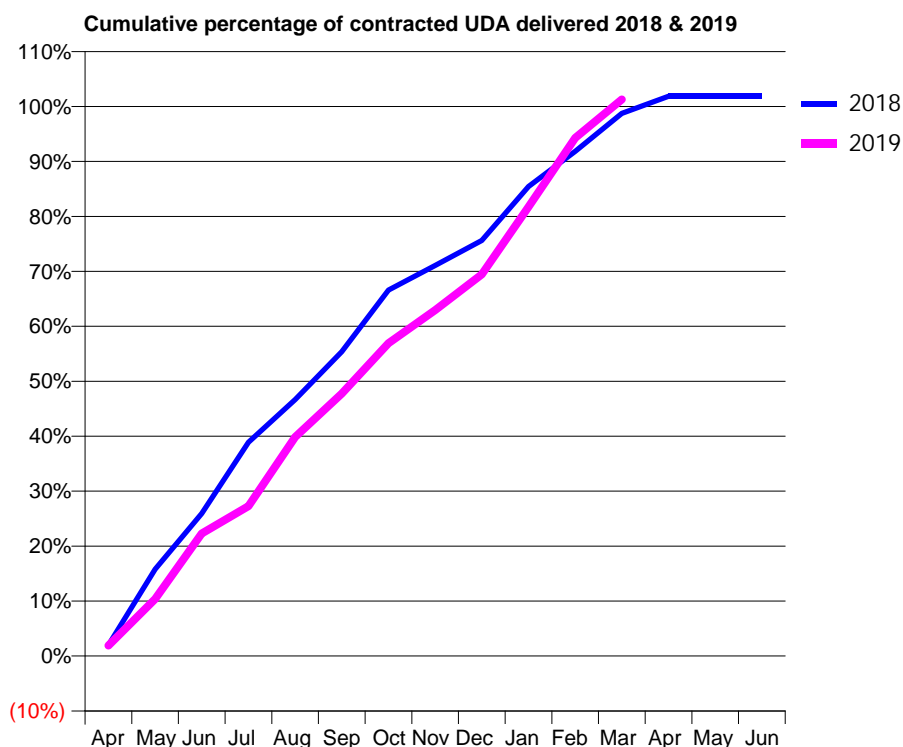
18/19 Contracted general activity (UDA)	2,259
Carry forward general activity (UDA)	-42
18/19 Contracted orthodontic activity (UOA)	0
Carry forward orthodontic activity (UOA)	0
Baseline contract value	£69,922.47

ACCESS*

Patients seen in 24 months	Total	Change since previous quarter
Quarter ending March 2018	934	
Quarter ending June 2018	877	↓
Quarter ending September 2018	871	→
Quarter ending December 2018	859	↓
Quarter ending March 2019	856	→
Variance since March 2018	(8.4%)	↓



ACTIVITY



Month	Adjusted Scheduled Activity (UDA)	
	2018	2019
April	45	43
May	357	235
June	586	503
July	878	616
August	1,055	901
September	1,251	1,078
October	1,504	1,286
November	1,605	1,422
December	1,708	1,569
January	1,930	1,846
February	2,075	2,130
March	2,230	2,288
April	2,301	
May	2,301	
June	2,301	

QUALITY

	Quantity	Base Number	Contract	AT	Region	England
% of FP17s for the same patient ID Re-attending within 3 months - Children	6	116	5.2%	10.3%	11.9%	11.8%
% of FP17s for the same patient ID Re-attending within 3 months - Adults	118	755	15.6%	15.6%	16.9%	15.7%
% of FP17s for the same patient ID Re-attending between 3 & 9 months - Children	30	116	25.9%	49.3%	48.9%	58.9%
% of FP17s for the same patient ID Re-attending between 3 & 9 months - Adults	193	755	25.6%	38.6%	38.9%	50.8%
% of FP17s for Band 1 Urgent Courses	184	846	21.7%	10.3%	10.7%	9.1%
% of FP17s Relating to Free Repair or Replacements	6	846	0.7%	0.6%	0.5%	0.8%
% of FP17s Relating to Continuations	8	846	0.9%	0.9%	0.7%	0.9%
% of Patients satisfied with the dentistry they have received	0	0	N/A	90.5%	89.1%	92.5%
% of Patients satisfied with the time they had to wait for an appointment	0	0	N/A	86.3%	83.1%	87.0%

* This is based on patients treated on this contract for their most recent course of treatment. Figures in italics indicate the base number of FP17s or Patient Questionnaire responses are less than 100. N/A is shown where the base number of responses is less than 10 during the period. % is calculated as Quantity/Base number*100

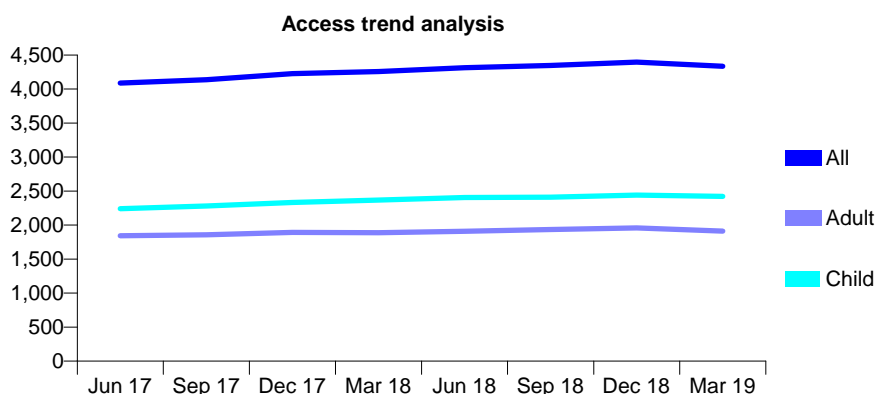
Q63 - Vital Signs At a Glance Contract Report for 321176/0001 - March 2019

Name or company name	MR RS PATEL
Contract type name	GDS Contract
Purpose of contract	General
Contract start date	01/04/2006
Contract end date	

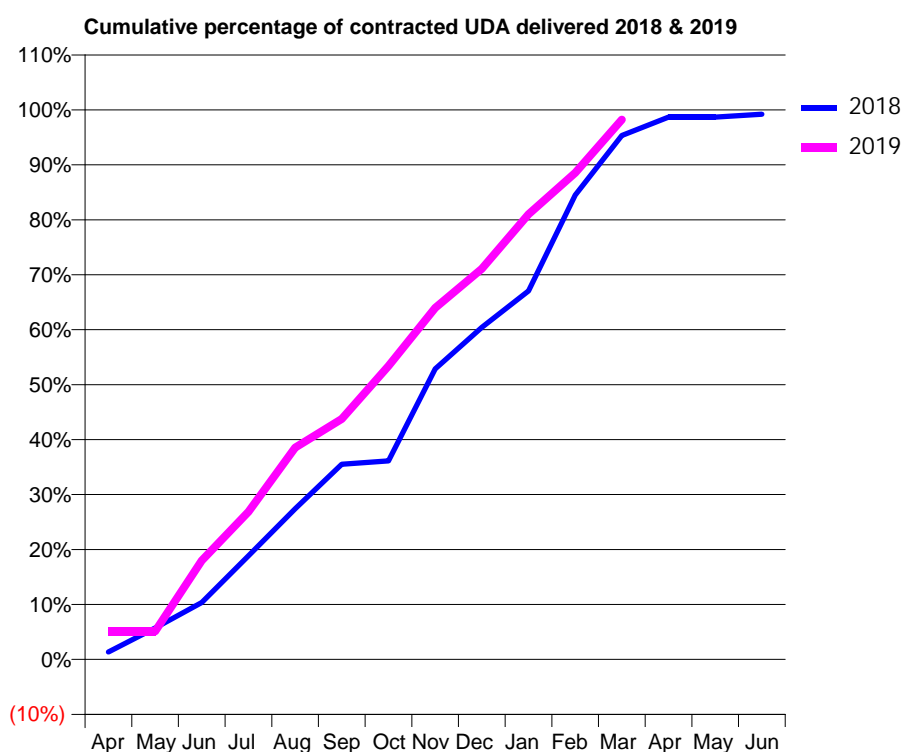
18/19 Contracted general activity (UDA)	11,373
Carry forward general activity (UDA)	89
18/19 Contracted orthodontic activity (UOA)	0
Carry forward orthodontic activity (UOA)	0
Baseline contract value	£368,075.37

ACCESS*

Patients seen in 24 months	Total	Change since previous quarter
Quarter ending March 2018	4,257	
Quarter ending June 2018	4,314	→
Quarter ending September 2018	4,347	→
Quarter ending December 2018	4,398	→
Quarter ending March 2019	4,335	↓
Variance since March 2018	1.8%	→



ACTIVITY



Month	Adjusted Scheduled Activity (UDA)	
	2018	2019
April	152	581
May	650	581
June	1,177	2,045
July	2,146	3,057
August	3,121	4,383
September	4,040	4,977
October	4,108	6,074
November	6,013	7,275
December	6,870	8,081
January	7,626	9,213
February	9,610	10,069
March	10,842	11,171
April	11,222	
May	11,222	
June	11,284	

QUALITY

	Quantity	Base Number	Contract	AT	Region	England
% of FP17s for the same patient ID Re-attending within 3 months - Children	335	3,223	10.4%	10.3%	11.9%	11.8%
% of FP17s for the same patient ID Re-attending within 3 months - Adults	847	2,593	32.7%	15.6%	16.9%	15.7%
% of FP17s for the same patient ID Re-attending between 3 & 9 months - Children	1,607	3,223	49.9%	49.3%	48.9%	58.9%
% of FP17s for the same patient ID Re-attending between 3 & 9 months - Adults	884	2,593	34.1%	38.6%	38.9%	50.8%
% of FP17s for Band 1 Urgent Courses	888	5,119	17.3%	10.3%	10.7%	9.1%
% of FP17s Relating to Free Repair or Replacements	1	5,119	0.0%	0.6%	0.5%	0.8%
% of FP17s Relating to Continuations	0	5,119	0.0%	0.9%	0.7%	0.9%
% of Patients satisfied with the dentistry they have received	1	1	N/A	90.5%	89.1%	92.5%
% of Patients satisfied with the time they had to wait for an appointment	1	1	N/A	86.3%	83.1%	87.0%

* This is based on patients treated on this contract for their most recent course of treatment. Figures in italics indicate the base number of FP17s or Patient Questionnaire responses are less than 100. N/A is shown where the base number of responses is less than 10 during the period. % is calculated as Quantity/Base number*100

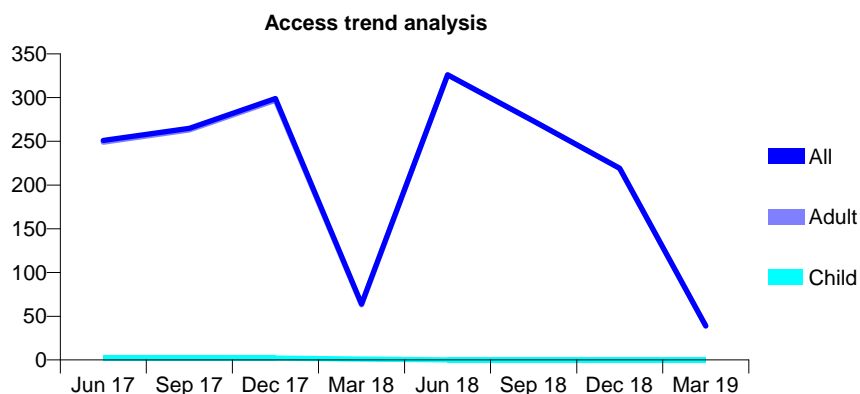
Q63 - Vital Signs At a Glance Contract Report for 321176/0003 - March 2019

Name or company name	MR RS PATEL
Contract type name	PDS Contract
Purpose of contract	General
Contract start date	01/06/2013
Contract end date	30/06/2018

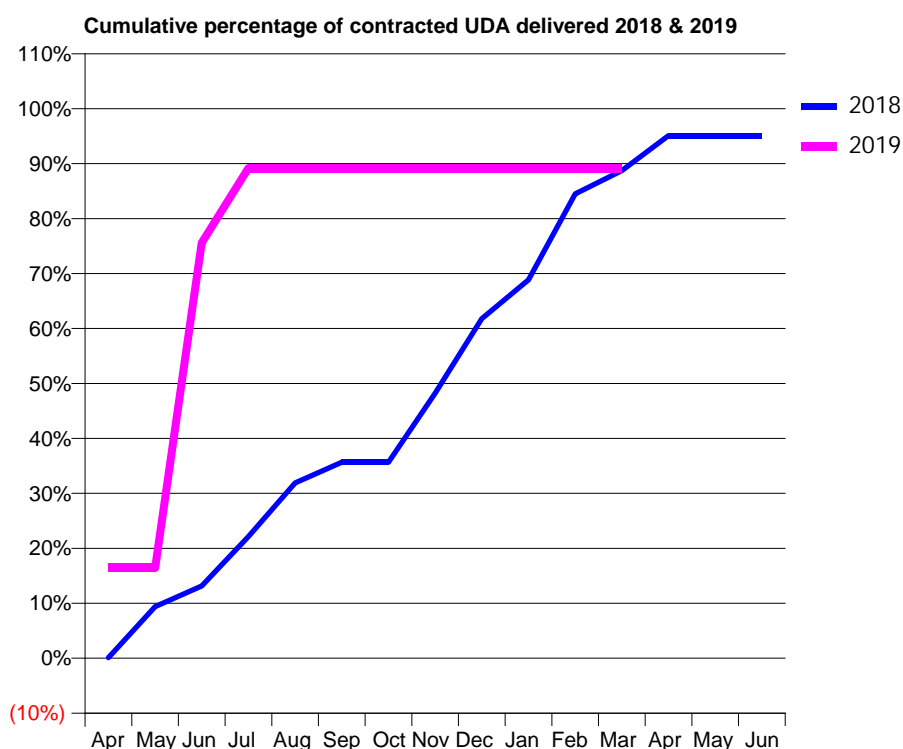
18/19 Contracted general activity (UDA)	213
Carry forward general activity (UDA)	0
18/19 Contracted orthodontic activity (UOA)	0
Carry forward orthodontic activity (UOA)	0
Baseline contract value	£11,447.93

ACCESS*

Patients seen in 24 months	Total	Change since previous quarter
Quarter ending March 2018	64	
Quarter ending June 2018	326	↑
Quarter ending September 2018	273	↓
Quarter ending December 2018	219	↓
Quarter ending March 2019	39	↓
Variance since March 2018	(39.1%)	↓



ACTIVITY



Month	Adjusted Scheduled Activity (UDA)	
	2018	2019
April	1	35
May	80	35
June	112	161
July	188	190
August	271	190
September	303	190
October	303	190
November	410	190
December	525	190
January	585	190
February	718	190
March	754	190
April	808	
May	808	
June	808	

QUALITY

	Quantity	Base Number	Contract	AT	Region	England
% of FP17s for the same patient ID Re-attending within 3 months - Children	0	0	N/A	10.3%	11.9%	11.8%
% of FP17s for the same patient ID Re-attending within 3 months - Adults	1	94	1.1%	15.6%	16.9%	15.7%
% of FP17s for the same patient ID Re-attending between 3 & 9 months - Children	0	0	N/A	49.3%	48.9%	58.9%
% of FP17s for the same patient ID Re-attending between 3 & 9 months - Adults	0	94	0.0%	38.6%	38.9%	50.8%
% of FP17s for Band 1 Urgent Courses	0	72	0.0%	10.3%	10.7%	9.1%
% of FP17s Relating to Free Repair or Replacements	0	72	0.0%	0.6%	0.5%	0.8%
% of FP17s Relating to Continuations	0	72	0.0%	0.9%	0.7%	0.9%
% of Patients satisfied with the dentistry they have received	0	0	N/A	90.5%	89.1%	92.5%
% of Patients satisfied with the time they had to wait for an appointment	0	0	N/A	86.3%	83.1%	87.0%

* This is based on patients treated on this contract for their most recent course of treatment.

Figures in italics indicate the base number of FP17s or Patient Questionnaire responses are less than 100. N/A is shown where the base number of responses is less than 10 during the period. % is calculated as Quantity/Base number*100

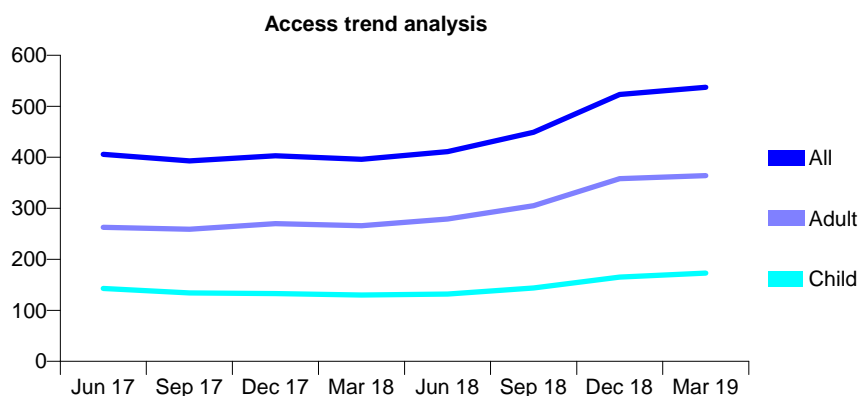
Q63 - Vital Signs At a Glance Contract Report for 322164/0001 - March 2019

Name or company name	Mr V Rhaasa and Mr GK Ooi
Contract type name	GDS Contract
Purpose of contract	General
Contract start date	01/04/2006
Contract end date	

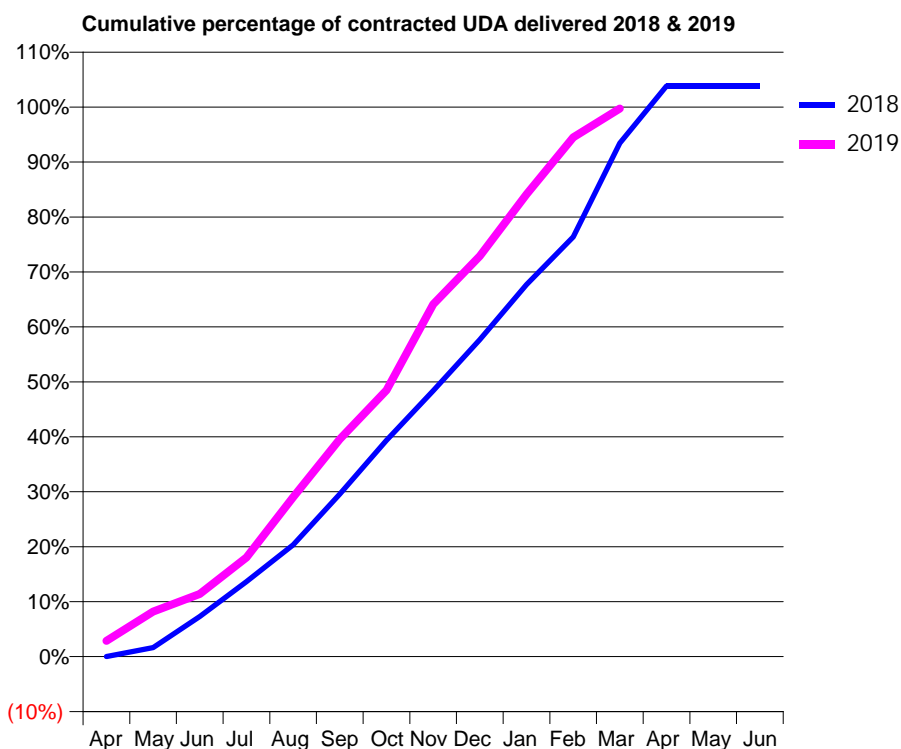
18/19 Contracted general activity (UDA)	1,406
Carry forward general activity (UDA)	-28
18/19 Contracted orthodontic activity (UOA)	0
Carry forward orthodontic activity (UOA)	0
Baseline contract value	£47,305.84

ACCESS*

Patients seen in 24 months	Total	Change since previous quarter
Quarter ending March 2018	396	
Quarter ending June 2018	411	↑
Quarter ending September 2018	449	↑
Quarter ending December 2018	523	↑
Quarter ending March 2019	537	↑
Variance since March 2018	35.6%	↑



ACTIVITY



Month	Adjusted Scheduled Activity (UDA)	
	2018	2019
April	0	40
May	23	115
June	103	160
July	192	254
August	286	408
September	416	556
October	553	681
November	681	901
December	811	1,025
January	952	1,183
February	1,074	1,329
March	1,314	1,402
April	1,460	
May	1,460	
June	1,460	

QUALITY

	Quantity	Base Number	Contract	AT	Region	England
% of FP17s for the same patient ID Re-attending within 3 months - Children	28	246	11.4%	10.3%	11.9%	11.8%
% of FP17s for the same patient ID Re-attending within 3 months - Adults	63	427	14.8%	15.6%	16.9%	15.7%
% of FP17s for the same patient ID Re-attending between 3 & 9 months - Children	114	246	46.3%	49.3%	48.9%	58.9%
% of FP17s for the same patient ID Re-attending between 3 & 9 months - Adults	158	427	37.0%	38.6%	38.9%	50.8%
% of FP17s for Band 1 Urgent Courses	105	631	16.6%	10.3%	10.7%	9.1%
% of FP17s Relating to Free Repair or Replacements	1	631	0.2%	0.6%	0.5%	0.8%
% of FP17s Relating to Continuations	2	631	0.3%	0.9%	0.7%	0.9%
% of Patients satisfied with the dentistry they have received	0	0	N/A	90.5%	89.1%	92.5%
% of Patients satisfied with the time they had to wait for an appointment	0	0	N/A	86.3%	83.1%	87.0%

* This is based on patients treated on this contract for their most recent course of treatment. Figures in italics indicate the base number of FP17s or Patient Questionnaire responses are less than 100. N/A is shown where the base number of responses is less than 10 during the period. % is calculated as Quantity/Base number*100

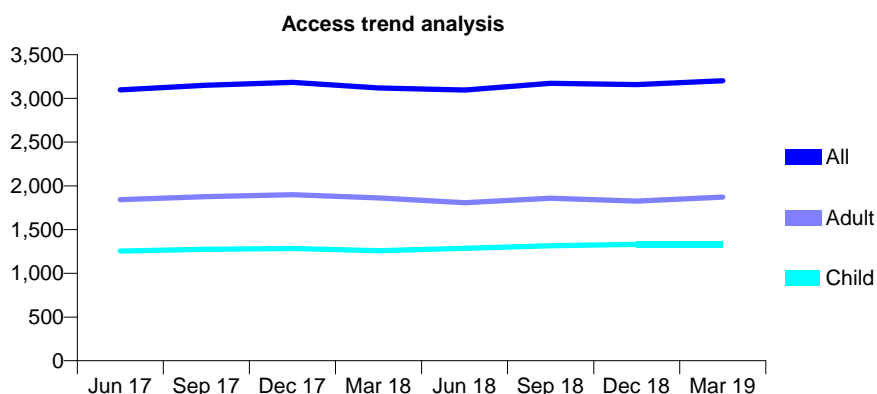
Q63 - Vital Signs At a Glance Contract Report for 324612/0001 - March 2019

Name or company name	MRS KM WALKER
Contract type name	GDS Contract
Purpose of contract	General
Contract start date	01/04/2006
Contract end date	

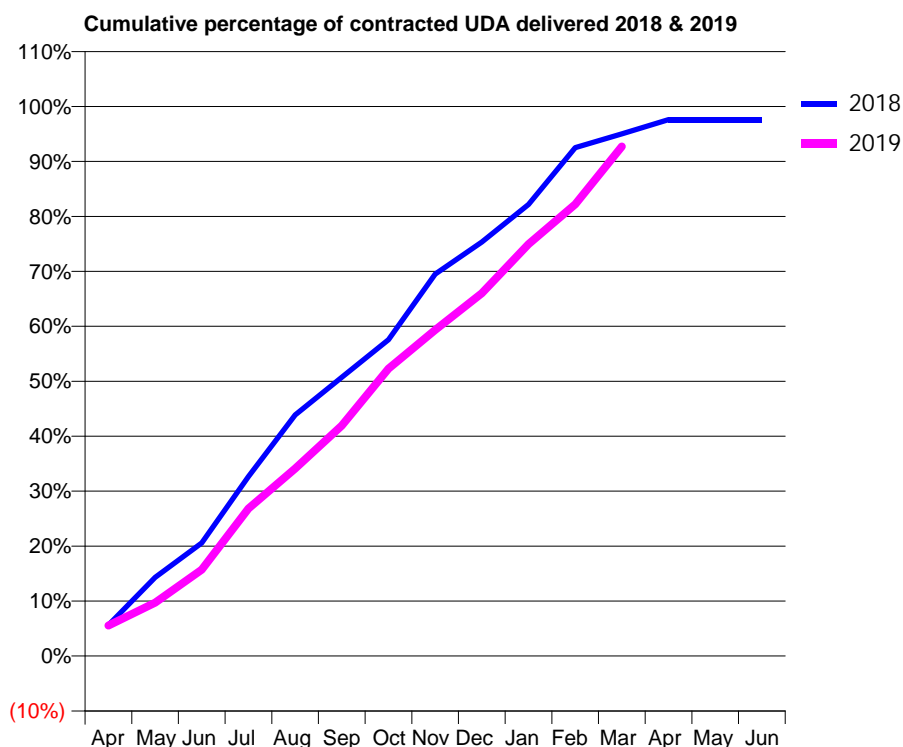
18/19 Contracted general activity (UDA)	7,295
Carry forward general activity (UDA)	175
18/19 Contracted orthodontic activity (UOA)	0
Carry forward orthodontic activity (UOA)	0
Baseline contract value	£203,338.82

ACCESS*

Patients seen in 24 months	Total	Change since previous quarter
Quarter ending March 2018	3,120	
Quarter ending June 2018	3,095	→
Quarter ending September 2018	3,173	↑
Quarter ending December 2018	3,157	→
Quarter ending March 2019	3,202	→
Variance since March 2018	2.6%	↑



ACTIVITY



Month	Adjusted Scheduled Activity (UDA)	
	2018	2019
April	412	405
May	1,043	709
June	1,502	1,146
July	2,382	1,957
August	3,201	2,488
September	3,699	3,058
October	4,201	3,815
November	5,069	4,329
December	5,494	4,814
January	5,994	5,468
February	6,749	5,997
March	6,932	6,764
April	7,120	
May	7,120	
June	7,120	

QUALITY

	Quantity	Base Number	Contract	AT	Region	England
% of FP17s for the same patient ID Re-attending within 3 months - Children	183	1,467	12.5%	10.3%	11.9%	11.8%
% of FP17s for the same patient ID Re-attending within 3 months - Adults	327	1,788	18.3%	15.6%	16.9%	15.7%
% of FP17s for the same patient ID Re-attending between 3 & 9 months - Children	430	1,467	29.3%	49.3%	48.9%	58.9%
% of FP17s for the same patient ID Re-attending between 3 & 9 months - Adults	458	1,788	25.6%	38.6%	38.9%	50.8%
% of FP17s for Band 1 Urgent Courses	601	3,160	19.0%	10.3%	10.7%	9.1%
% of FP17s Relating to Free Repair or Replacements	0	3,160	0.0%	0.6%	0.5%	0.8%
% of FP17s Relating to Continuations	17	3,160	0.5%	0.9%	0.7%	0.9%
% of Patients satisfied with the dentistry they have received	1	1	N/A	90.5%	89.1%	92.5%
% of Patients satisfied with the time they had to wait for an appointment	1	1	N/A	86.3%	83.1%	87.0%

* This is based on patients treated on this contract for their most recent course of treatment. Figures in italics indicate the base number of FP17s or Patient Questionnaire responses are less than 100. N/A is shown where the base number of responses is less than 10 during the period. % is calculated as Quantity/Base number*100

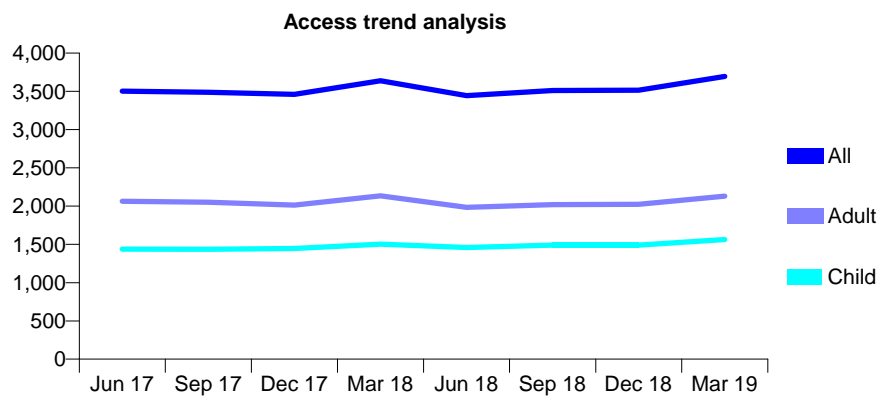
Q63 - Vital Signs At a Glance Contract Report for 324752/0001 - March 2019

Name or company name	MRS SW DONNELLY
Contract type name	GDS Contract
Purpose of contract	General
Contract start date	01/04/2006
Contract end date	

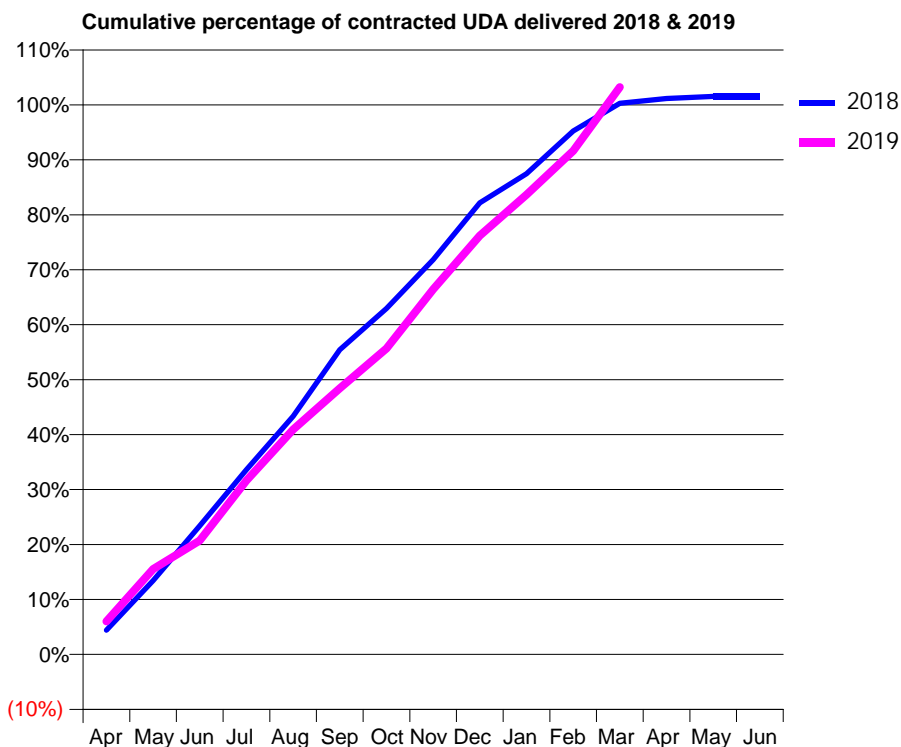
18/19 Contracted general activity (UDA)	6,835
Carry forward general activity (UDA)	-106
18/19 Contracted orthodontic activity (UOA)	0
Carry forward orthodontic activity (UOA)	0
Baseline contract value	£220,812.57

ACCESS*

Patients seen in 24 months	Total	Change since previous quarter
Quarter ending March 2018	3,639	
Quarter ending June 2018	3,444	↓
Quarter ending September 2018	3,511	→
Quarter ending December 2018	3,514	→
Quarter ending March 2019	3,694	↑
Variance since March 2018	1.5%	→



ACTIVITY



Month	2018	2019
April	303	412
May	918	1,062
June	1,600	1,417
July	2,299	2,162
August	2,963	2,798
September	3,789	3,309
October	4,302	3,804
November	4,911	4,541
December	5,618	5,208
January	5,979	5,719
February	6,509	6,264
March	6,855	7,055
April	6,915	
May	6,941	
June	6,941	

QUALITY

	Quantity	Base Number	Contract	AT	Region	England
% of FP17s for the same patient ID Re-attending within 3 months - Children	60	1,448	4.1%	10.3%	11.9%	11.8%
% of FP17s for the same patient ID Re-attending within 3 months - Adults	177	1,849	9.6%	15.6%	16.9%	15.7%
% of FP17s for the same patient ID Re-attending between 3 & 9 months - Children	320	1,448	22.1%	49.3%	48.9%	58.9%
% of FP17s for the same patient ID Re-attending between 3 & 9 months - Adults	369	1,849	20.0%	38.6%	38.9%	50.8%
% of FP17s for Band 1 Urgent Courses	291	3,231	9.0%	10.3%	10.7%	9.1%
% of FP17s Relating to Free Repair or Replacements	0	3,231	0.0%	0.6%	0.5%	0.8%
% of FP17s Relating to Continuations	10	3,231	0.3%	0.9%	0.7%	0.9%
% of Patients satisfied with the dentistry they have received	0	0	N/A	90.5%	89.1%	92.5%
% of Patients satisfied with the time they had to wait for an appointment	0	0	N/A	86.3%	83.1%	87.0%

* This is based on patients treated on this contract for their most recent course of treatment. Figures in italics indicate the base number of FP17s or Patient Questionnaire responses are less than 100. N/A is shown where the base number of responses is less than 10 during the period. % is calculated as Quantity/Base number*100

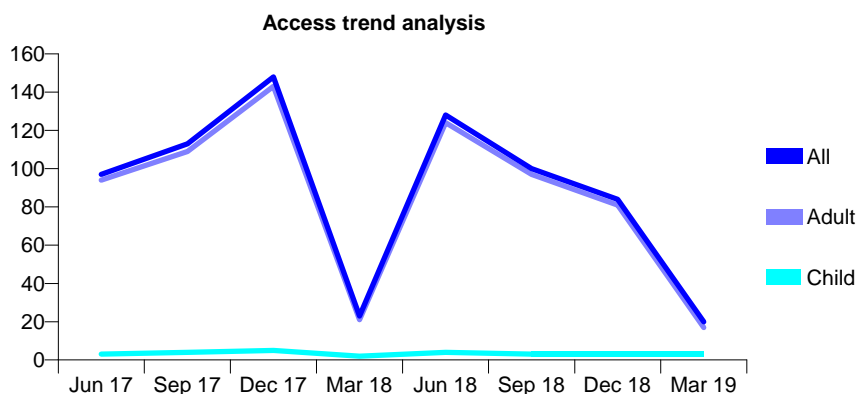
Q63 - Vital Signs At a Glance Contract Report for 324752/0002 - March 2019

Name or company name	MRS SW DONNELLY
Contract type name	PDS Contract
Purpose of contract	General
Contract start date	01/06/2013
Contract end date	30/06/2018

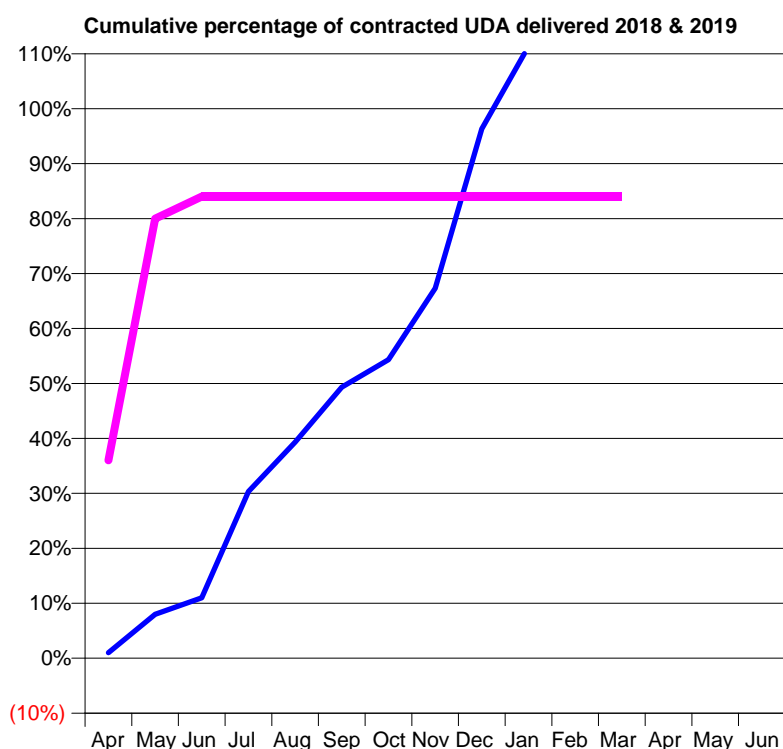
18/19 Contracted general activity (UDA)	75
Carry forward general activity (UDA)	0
18/19 Contracted orthodontic activity (UOA)	0
Carry forward orthodontic activity (UOA)	0
Baseline contract value	£4,197.87

ACCESS*

Patients seen in 24 months	Total	Change since previous quarter
Quarter ending March 2018	23	
Quarter ending June 2018	128	↑
Quarter ending September 2018	100	↓
Quarter ending December 2018	84	↓
Quarter ending March 2019	20	↓
Variance since March 2018	(13.0%)	↓



ACTIVITY



Month	Adjusted Scheduled Activity (UDA)	
	2018	2019
April	3	27
May	24	60
June	33	63
July	91	63
August	118	63
September	148	63
October	163	63
November	202	63
December	289	63
January	334	63
February	346	63
March	346	63
April	346	
May	349	
June	349	

QUALITY

	Quantity	Base Number	Contract	AT	Region	England
% of FP17s for the same patient ID Re-attending within 3 months - Children	0	0	N/A	10.3%	11.9%	11.8%
% of FP17s for the same patient ID Re-attending within 3 months - Adults	0	22	0.0%	15.6%	16.9%	15.7%
% of FP17s for the same patient ID Re-attending between 3 & 9 months - Children	0	0	N/A	49.3%	48.9%	58.9%
% of FP17s for the same patient ID Re-attending between 3 & 9 months - Adults	0	22	0.0%	38.6%	38.9%	50.8%
% of FP17s for Band 1 Urgent Courses	0	21	0.0%	10.3%	10.7%	9.1%
% of FP17s Relating to Free Repair or Replacements	0	21	0.0%	0.6%	0.5%	0.8%
% of FP17s Relating to Continuations	0	21	0.0%	0.9%	0.7%	0.9%
% of Patients satisfied with the dentistry they have received	0	0	N/A	90.5%	89.1%	92.5%
% of Patients satisfied with the time they had to wait for an appointment	0	0	N/A	86.3%	83.1%	87.0%

* This is based on patients treated on this contract for their most recent course of treatment.

Figures in italics indicate the base number of FP17s or Patient Questionnaire responses are less than 100. N/A is shown where the base number of responses is less than 10 during the period. % is calculated as Quantity/Base number*100

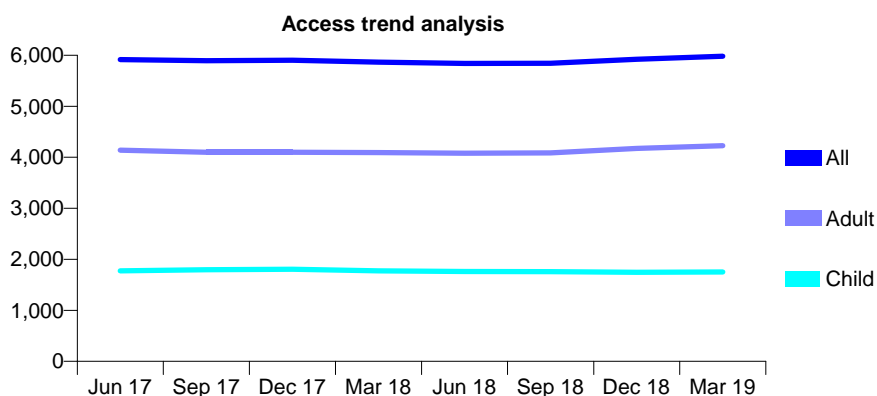
Q63 - Vital Signs At a Glance Contract Report for 325333/0001 - March 2019

Name or company name	MR JT BLANKENDAAL
Contract type name	GDS Contract
Purpose of contract	General
Contract start date	01/04/2006
Contract end date	

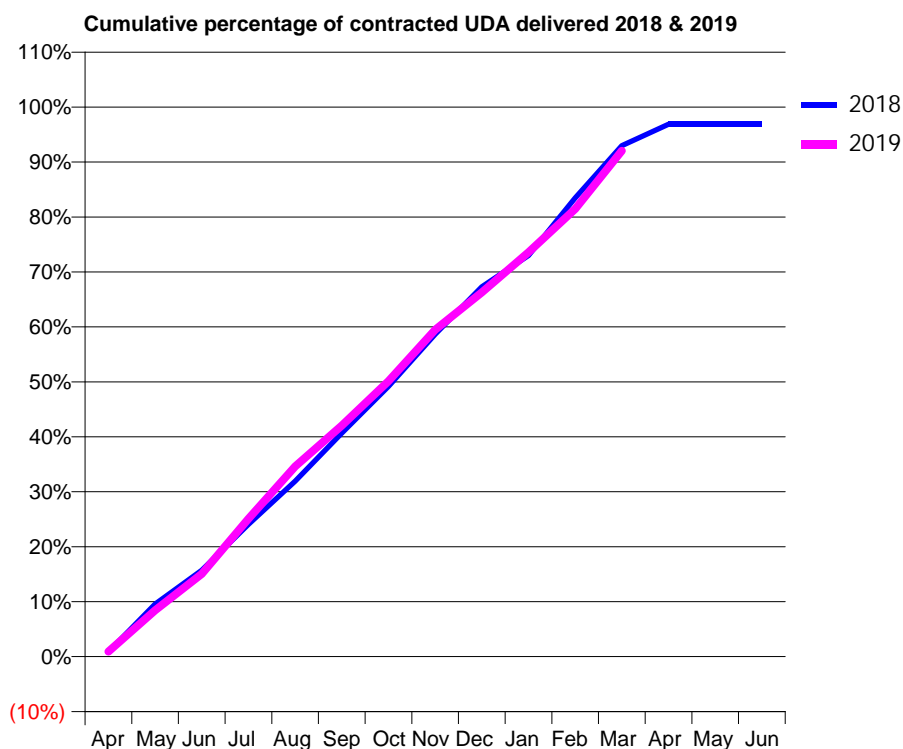
18/19 Contracted general activity (UDA)	23,073
Carry forward general activity (UDA)	719
18/19 Contracted orthodontic activity (UOA)	0
Carry forward orthodontic activity (UOA)	0
Baseline contract value	£806,615.66

ACCESS*

Patients seen in 24 months	Total	Change since previous quarter
Quarter ending March 2018	5,866	
Quarter ending June 2018	5,840	→
Quarter ending September 2018	5,844	→
Quarter ending December 2018	5,921	→
Quarter ending March 2019	5,980	→
Variance since March 2018	1.9%	→



ACTIVITY



Month	Adjusted Scheduled Activity (UDA)	
	2018	2019
April	204	216
May	2,211	1,944
June	3,626	3,466
July	5,558	5,791
August	7,367	7,988
September	9,384	9,701
October	11,348	11,571
November	13,535	13,725
December	15,522	15,290
January	16,842	16,982
February	19,263	18,802
March	21,454	21,233
April	22,355	
May	22,354	
June	22,354	

QUALITY

	Quantity	Base Number	Contract	AT	Region	England
% of FP17s for the same patient ID Re-attending within 3 months - Children	165	2,418	6.8%	10.3%	11.9%	11.8%
% of FP17s for the same patient ID Re-attending within 3 months - Adults	590	4,971	11.9%	15.6%	16.9%	15.7%
% of FP17s for the same patient ID Re-attending between 3 & 9 months - Children	1,425	2,418	58.9%	49.3%	48.9%	58.9%
% of FP17s for the same patient ID Re-attending between 3 & 9 months - Adults	2,490	4,971	50.1%	38.6%	38.9%	50.8%
% of FP17s for Band 1 Urgent Courses	455	7,151	6.4%	10.3%	10.7%	9.1%
% of FP17s Relating to Free Repair or Replacements	35	7,151	0.5%	0.6%	0.5%	0.8%
% of FP17s Relating to Continuations	23	7,151	0.3%	0.9%	0.7%	0.9%
% of Patients satisfied with the dentistry they have received	3	3	N/A	90.5%	89.1%	92.5%
% of Patients satisfied with the time they had to wait for an appointment	3	3	N/A	86.3%	83.1%	87.0%

* This is based on patients treated on this contract for their most recent course of treatment. Figures in italics indicate the base number of FP17s or Patient Questionnaire responses are less than 100. N/A is shown where the base number of responses is less than 10 during the period. % is calculated as Quantity/Base number*100

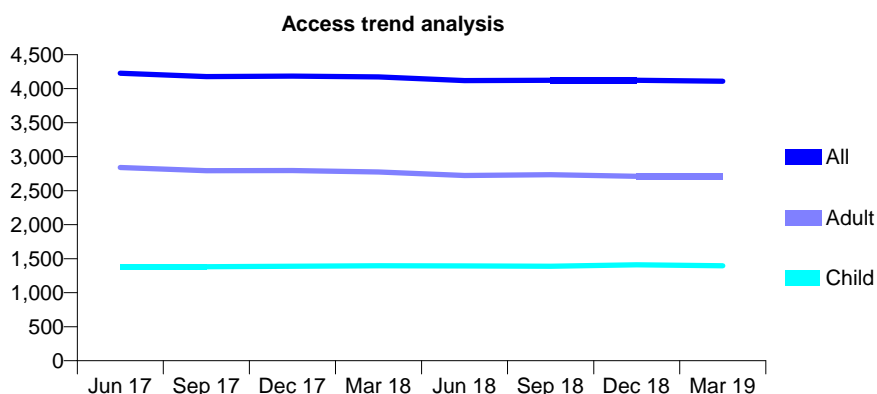
Q63 - Vital Signs At a Glance Contract Report for 330191/0001 - March 2019

Name or company name	MR ID HENNING
Contract type name	GDS Contract
Purpose of contract	General
Contract start date	01/04/2006
Contract end date	

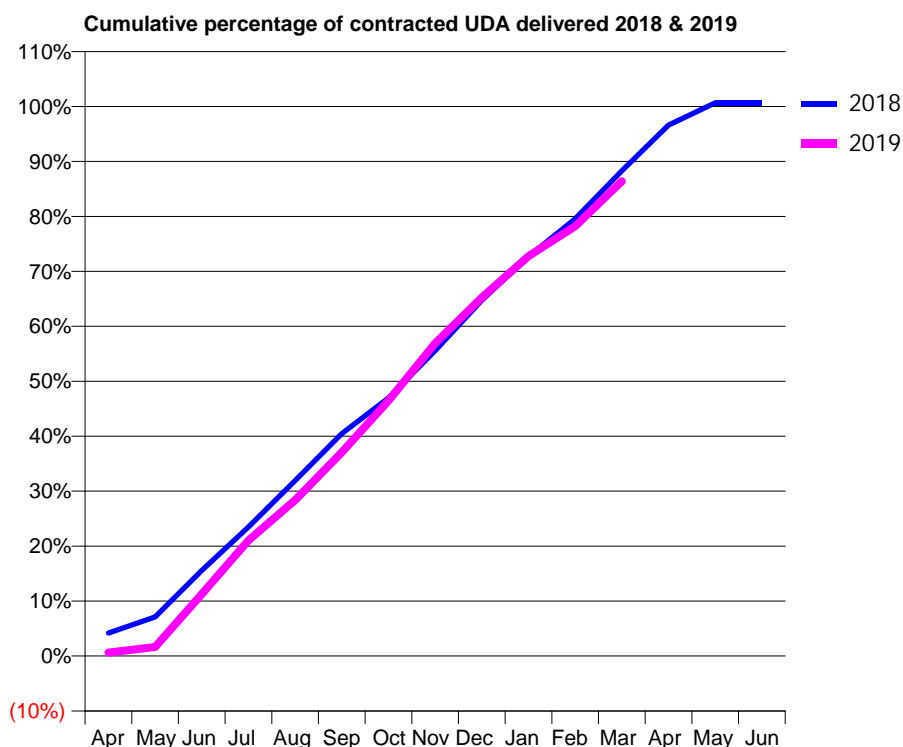
18/19 Contracted general activity (UDA)	8,428
Carry forward general activity (UDA)	-54
18/19 Contracted orthodontic activity (UOA)	0
Carry forward orthodontic activity (UOA)	0
Baseline contract value	£204,797.53

ACCESS*

Patients seen in 24 months	Total	Change since previous quarter
Quarter ending March 2018	4,173	
Quarter ending June 2018	4,119	↓
Quarter ending September 2018	4,124	→
Quarter ending December 2018	4,122	→
Quarter ending March 2019	4,108	→
Variance since March 2018	(1.6%)	↓



ACTIVITY



Month	Adjusted Scheduled Activity (UDA)	
	2018	2019
April	352	54
May	600	138
June	1,313	951
July	1,979	1,774
August	2,692	2,392
September	3,409	3,125
October	3,959	3,916
November	4,685	4,797
December	5,455	5,497
January	6,127	6,133
February	6,708	6,591
March	7,441	7,281
April	8,144	
May	8,482	
June	8,482	

QUALITY

	Quantity	Base Number	Contract	AT	Region	England
% of FP17s for the same patient ID Re-attending within 3 months - Children	69	1,556	4.4%	10.3%	11.9%	11.8%
% of FP17s for the same patient ID Re-attending within 3 months - Adults	201	2,403	8.4%	15.6%	16.9%	15.7%
% of FP17s for the same patient ID Re-attending between 3 & 9 months - Children	738	1,556	47.4%	49.3%	48.9%	58.9%
% of FP17s for the same patient ID Re-attending between 3 & 9 months - Adults	750	2,403	31.2%	38.6%	38.9%	50.8%
% of FP17s for Band 1 Urgent Courses	182	3,462	5.3%	10.3%	10.7%	9.1%
% of FP17s Relating to Free Repair or Replacements	16	3,462	0.5%	0.6%	0.5%	0.8%
% of FP17s Relating to Continuations	31	3,462	0.9%	0.9%	0.7%	0.9%
% of Patients satisfied with the dentistry they have received	0	1	N/A	90.5%	89.1%	92.5%
% of Patients satisfied with the time they had to wait for an appointment	1	1	N/A	86.3%	83.1%	87.0%

* This is based on patients treated on this contract for their most recent course of treatment. Figures in italics indicate the base number of FP17s or Patient Questionnaire responses are less than 100. N/A is shown where the base number of responses is less than 10 during the period. % is calculated as Quantity/Base number*100

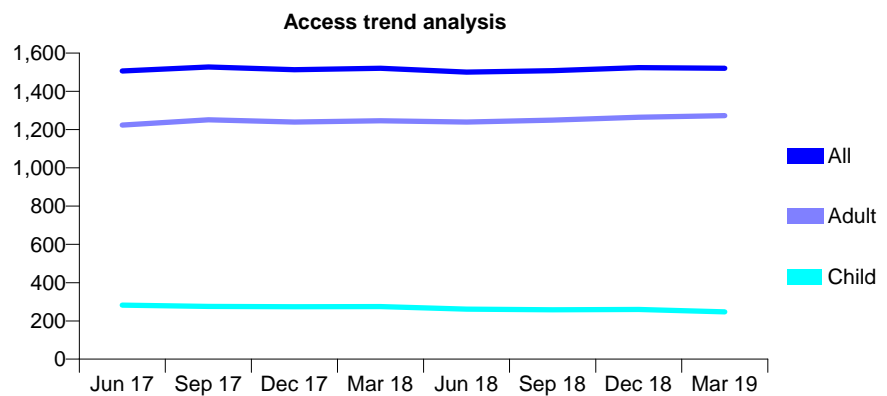
Q63 - Vital Signs At a Glance Contract Report for 330361/0001 - March 2019

Name or company name	MRS RH PATEL
Contract type name	GDS Contract
Purpose of contract	General
Contract start date	01/04/2006
Contract end date	

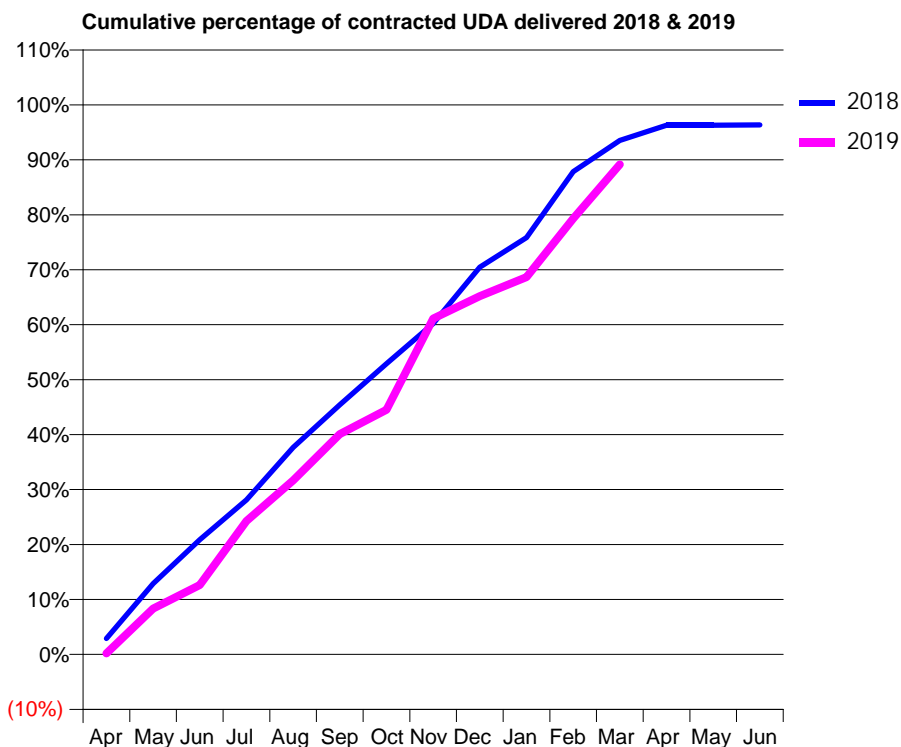
18/19 Contracted general activity (UDA)	4,100
Carry forward general activity (UDA)	150
18/19 Contracted orthodontic activity (UOA)	0
Carry forward orthodontic activity (UOA)	0
Baseline contract value	£111,183.64

ACCESS*

Patients seen in 24 months	Total	Change since previous quarter
Quarter ending March 2018	1,521	
Quarter ending June 2018	1,501	↓
Quarter ending September 2018	1,508	→
Quarter ending December 2018	1,524	→
Quarter ending March 2019	1,520	→
Variance since March 2018	(0.1%)	→



ACTIVITY



Month	2018	2019
April	119	9
May	529	343
June	857	518
July	1,153	995
August	1,545	1,299
September	1,862	1,644
October	2,168	1,825
November	2,469	2,506
December	2,889	2,673
January	3,110	2,816
February	3,601	3,252
March	3,834	3,655
April	3,947	
May	3,947	
June	3,950	

QUALITY

	Quantity	Base Number	Contract	AT	Region	England
% of FP17s for the same patient ID Re-attending within 3 months - Children	6	344	1.7%	10.3%	11.9%	11.8%
% of FP17s for the same patient ID Re-attending within 3 months - Adults	156	1,671	9.3%	15.6%	16.9%	15.7%
% of FP17s for the same patient ID Re-attending between 3 & 9 months - Children	257	344	74.7%	49.3%	48.9%	58.9%
% of FP17s for the same patient ID Re-attending between 3 & 9 months - Adults	1,001	1,671	59.9%	38.6%	38.9%	50.8%
% of FP17s for Band 1 Urgent Courses	173	1,935	8.9%	10.3%	10.7%	9.1%
% of FP17s Relating to Free Repair or Replacements	0	1,935	0.0%	0.6%	0.5%	0.8%
% of FP17s Relating to Continuations	0	1,935	0.0%	0.9%	0.7%	0.9%
% of Patients satisfied with the dentistry they have received	0	0	N/A	90.5%	89.1%	92.5%
% of Patients satisfied with the time they had to wait for an appointment	0	0	N/A	86.3%	83.1%	87.0%

* This is based on patients treated on this contract for their most recent course of treatment. Figures in italics indicate the base number of FP17s or Patient Questionnaire responses are less than 100. N/A is shown where the base number of responses is less than 10 during the period. % is calculated as Quantity/Base number*100

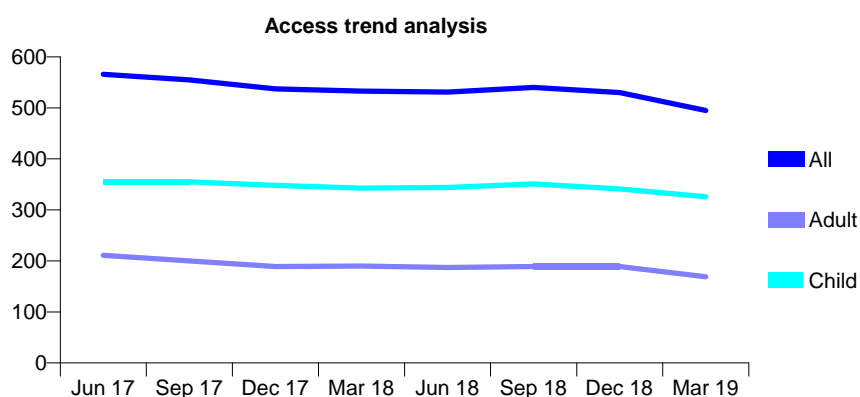
Q63 - Vital Signs At a Glance Contract Report for 331228/0001 - March 2019

Name or company name	MR S PATEL
Contract type name	GDS Contract
Purpose of contract	General
Contract start date	01/04/2006
Contract end date	

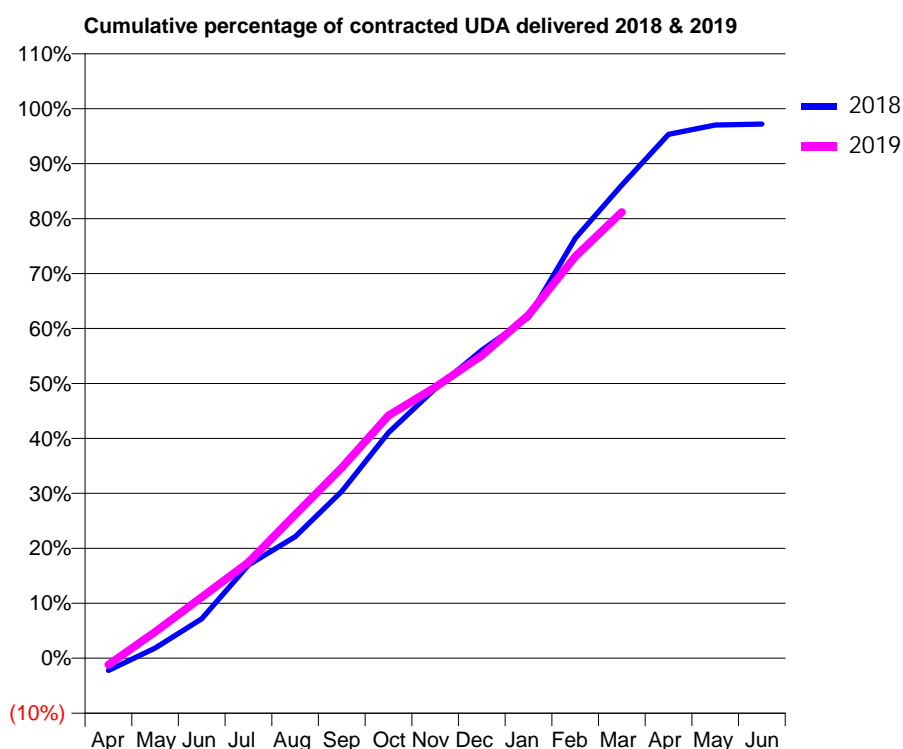
18/19 Contracted general activity (UDA)	1,155
Carry forward general activity (UDA)	32
18/19 Contracted orthodontic activity (UOA)	0
Carry forward orthodontic activity (UOA)	0
Baseline contract value	£30,082.87

ACCESS*

Patients seen in 24 months	Total	Change since previous quarter
Quarter ending March 2018	533	
Quarter ending June 2018	531	→
Quarter ending September 2018	540	→
Quarter ending December 2018	530	↓
Quarter ending March 2019	495	↓
Variance since March 2018	(7.1%)	↓



ACTIVITY



Month	Adjusted Scheduled Activity (UDA)	
	2018	2019
April	-26	-14
May	21	55
June	83	128
July	196	202
August	255	302
September	351	400
October	474	510
November	567	570
December	647	636
January	716	721
February	883	844
March	994	938
April	1,101	
May	1,121	
June	1,123	

QUALITY

	Quantity	Base Number	Contract	AT	Region	England
% of FP17s for the same patient ID Re-attending within 3 months - Children	21	408	5.1%	10.3%	11.9%	11.8%
% of FP17s for the same patient ID Re-attending within 3 months - Adults	34	157	21.7%	15.6%	16.9%	15.7%
% of FP17s for the same patient ID Re-attending between 3 & 9 months - Children	193	408	47.3%	49.3%	48.9%	58.9%
% of FP17s for the same patient ID Re-attending between 3 & 9 months - Adults	46	157	29.3%	38.6%	38.9%	50.8%
% of FP17s for Band 1 Urgent Courses	51	492	10.4%	10.3%	10.7%	9.1%
% of FP17s Relating to Free Repair or Replacements	1	492	0.2%	0.6%	0.5%	0.8%
% of FP17s Relating to Continuations	2	492	0.4%	0.9%	0.7%	0.9%
% of Patients satisfied with the dentistry they have received	0	0	N/A	90.5%	89.1%	92.5%
% of Patients satisfied with the time they had to wait for an appointment	0	0	N/A	86.3%	83.1%	87.0%

* This is based on patients treated on this contract for their most recent course of treatment.

Figures in italics indicate the base number of FP17s or Patient Questionnaire responses are less than 100. N/A is shown where the base number of responses is less than 10 during the period. % is calculated as Quantity/Base number*100

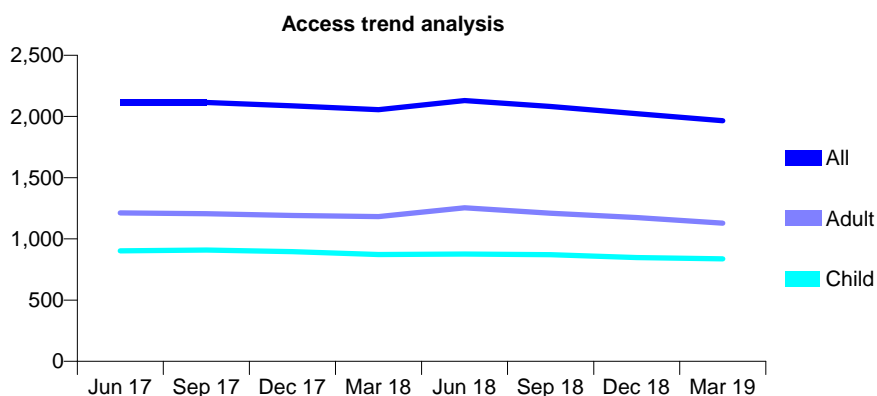
Q63 - Vital Signs At a Glance Contract Report for 331228/0002 - March 2019

Name or company name	MR S PATEL
Contract type name	GDS Contract
Purpose of contract	General
Contract start date	01/04/2006
Contract end date	

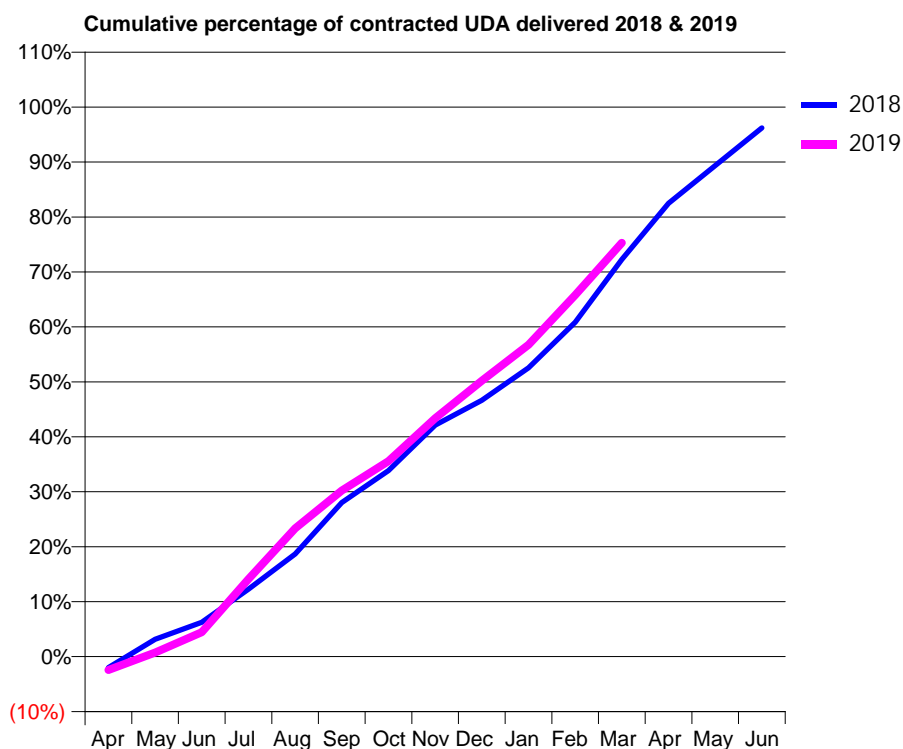
18/19 Contracted general activity (UDA)	5,250
Carry forward general activity (UDA)	200
18/19 Contracted orthodontic activity (UOA)	0
Carry forward orthodontic activity (UOA)	0
Baseline contract value	£126,502.78

ACCESS*

Patients seen in 24 months	Total	Change since previous quarter
Quarter ending March 2018	2,055	
Quarter ending June 2018	2,130	↑
Quarter ending September 2018	2,081	↓
Quarter ending December 2018	2,023	↓
Quarter ending March 2019	1,966	↓
Variance since March 2018	(4.3%)	↓



ACTIVITY



Month	Adjusted Scheduled Activity (UDA)	
	2018	2019
April	-106	-129
May	166	38
June	328	234
July	645	741
August	980	1,224
September	1,472	1,586
October	1,778	1,867
November	2,212	2,277
December	2,450	2,636
January	2,758	2,979
February	3,194	3,454
March	3,795	3,953
April	4,331	
May	4,691	
June	5,050	

QUALITY

	Quantity	Base Number	Contract	AT	Region	England
% of FP17s for the same patient ID Re-attending within 3 months - Children	83	1,098	7.6%	10.3%	11.9%	11.8%
% of FP17s for the same patient ID Re-attending within 3 months - Adults	189	1,372	13.8%	15.6%	16.9%	15.7%
% of FP17s for the same patient ID Re-attending between 3 & 9 months - Children	556	1,098	50.6%	49.3%	48.9%	58.9%
% of FP17s for the same patient ID Re-attending between 3 & 9 months - Adults	412	1,372	30.0%	38.6%	38.9%	50.8%
% of FP17s for Band 1 Urgent Courses	227	1,921	11.8%	10.3%	10.7%	9.1%
% of FP17s Relating to Free Repair or Replacements	7	1,921	0.4%	0.6%	0.5%	0.8%
% of FP17s Relating to Continuations	3	1,921	0.2%	0.9%	0.7%	0.9%
% of Patients satisfied with the dentistry they have received	0	0	N/A	90.5%	89.1%	92.5%
% of Patients satisfied with the time they had to wait for an appointment	0	0	N/A	86.3%	83.1%	87.0%

* This is based on patients treated on this contract for their most recent course of treatment. Figures in italics indicate the base number of FP17s or Patient Questionnaire responses are less than 100. N/A is shown where the base number of responses is less than 10 during the period. % is calculated as Quantity/Base number*100

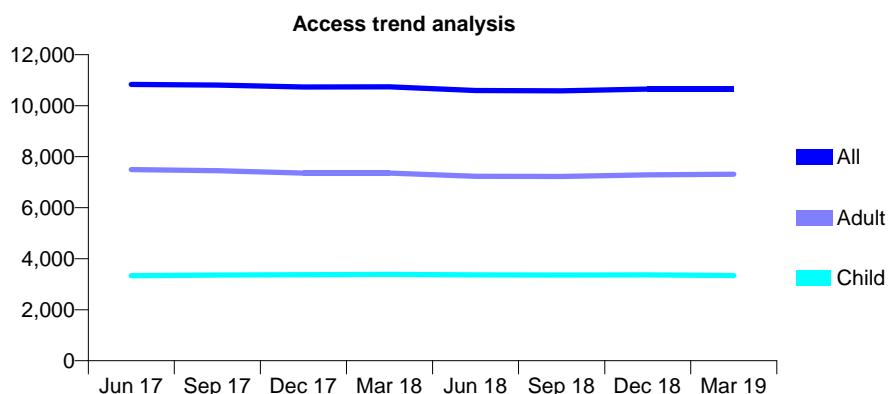
Q63 - Vital Signs At a Glance Contract Report for 331732/0001 - March 2019

Name or company name	MR M HATIMI
Contract type name	GDS Contract
Purpose of contract	General
Contract start date	01/04/2006
Contract end date	

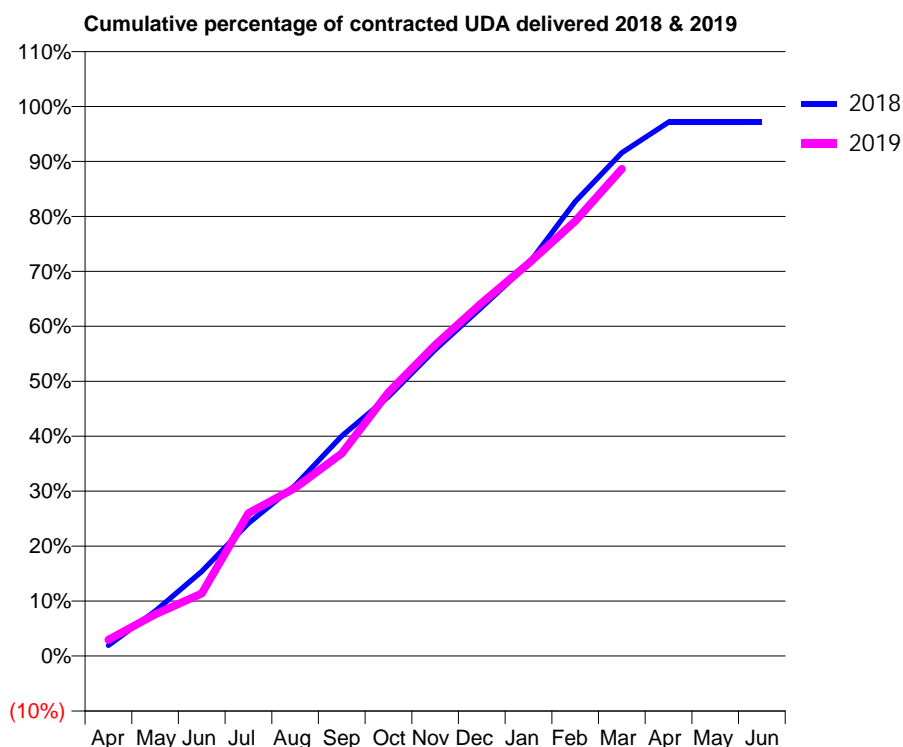
18/19 Contracted general activity (UDA)	30,000
Carry forward general activity (UDA)	253
18/19 Contracted orthodontic activity (UOA)	0
Carry forward orthodontic activity (UOA)	0
Baseline contract value	£838,752.44

ACCESS*

Patients seen in 24 months	Total	Change since previous quarter
Quarter ending March 2018	10,737	
Quarter ending June 2018	10,595	↓
Quarter ending September 2018	10,581	→
Quarter ending December 2018	10,651	→
Quarter ending March 2019	10,655	→
Variance since March 2018	(0.8%)	→



ACTIVITY



Month	Adjusted Scheduled Activity (UDA)	
	2018	2019
April	582	884
May	2,451	2,272
June	4,621	3,410
July	7,247	7,803
August	9,321	9,176
September	12,007	11,056
October	14,153	14,397
November	16,725	16,977
December	19,043	19,284
January	21,406	21,431
February	24,807	23,741
March	27,468	26,588
April	29,139	
May	29,137	
June	29,137	

QUALITY

	Quantity	Base Number	Contract	AT	Region	England
% of FP17s for the same patient ID Re-attending within 3 months - Children	267	4,022	6.6%	10.3%	11.9%	11.8%
% of FP17s for the same patient ID Re-attending within 3 months - Adults	1,323	7,858	16.8%	15.6%	16.9%	15.7%
% of FP17s for the same patient ID Re-attending between 3 & 9 months - Children	2,082	4,022	51.8%	49.3%	48.9%	58.9%
% of FP17s for the same patient ID Re-attending between 3 & 9 months - Adults	2,841	7,858	36.2%	38.6%	38.9%	50.8%
% of FP17s for Band 1 Urgent Courses	1,822	11,370	16.0%	10.3%	10.7%	9.1%
% of FP17s Relating to Free Repair or Replacements	54	11,370	0.5%	0.6%	0.5%	0.8%
% of FP17s Relating to Continuations	34	11,370	0.3%	0.9%	0.7%	0.9%
% of Patients satisfied with the dentistry they have received	1	1	N/A	90.5%	89.1%	92.5%
% of Patients satisfied with the time they had to wait for an appointment	1	1	N/A	86.3%	83.1%	87.0%

* This is based on patients treated on this contract for their most recent course of treatment. Figures in italics indicate the base number of FP17s or Patient Questionnaire responses are less than 100. N/A is shown where the base number of responses is less than 10 during the period. % is calculated as Quantity/Base number*100

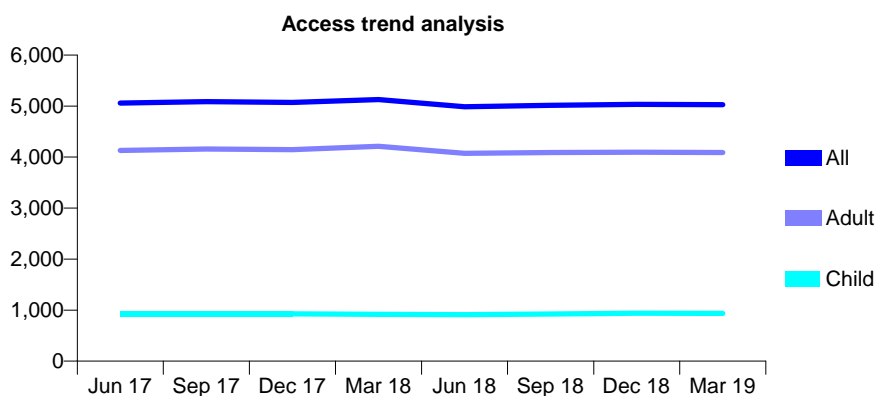
Q63 - Vital Signs At a Glance Contract Report for 332577/0001 - March 2019

Name or company name	MRS P DJAN
Contract type name	GDS Contract
Purpose of contract	General
Contract start date	01/04/2006
Contract end date	

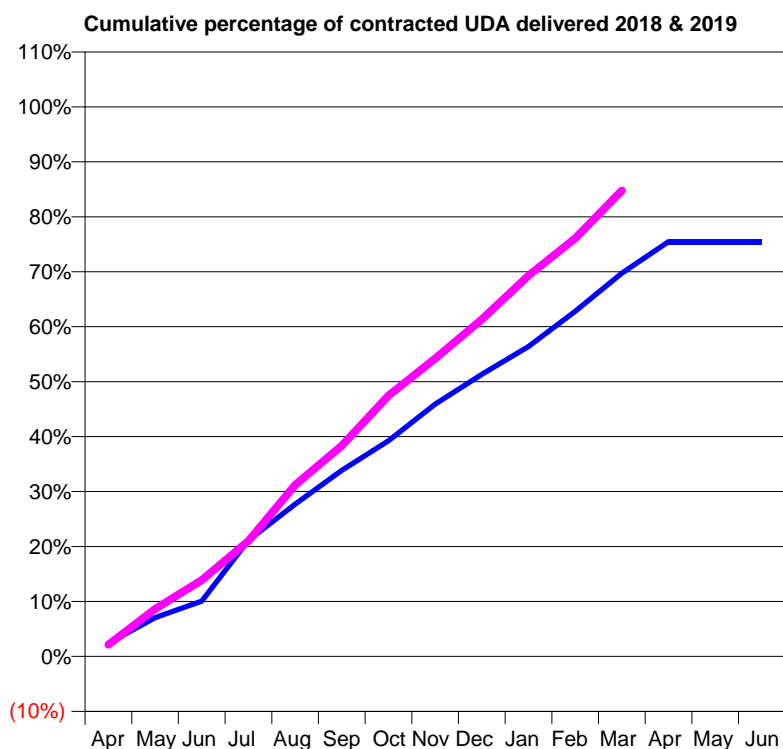
18/19 Contracted general activity (UDA)	17,000
Carry forward general activity (UDA)	0
18/19 Contracted orthodontic activity (UOA)	0
Carry forward orthodontic activity (UOA)	0
Baseline contract value	£603,641.59

ACCESS*

Patients seen in 24 months	Total	Change since previous quarter
Quarter ending March 2018	5,128	
Quarter ending June 2018	4,987	↓
Quarter ending September 2018	5,016	→
Quarter ending December 2018	5,035	→
Quarter ending March 2019	5,027	→
Variance since March 2018	(2.0%)	↓



ACTIVITY



Month	2018	2019
April	501	367
May	1,498	1,468
June	2,131	2,360
July	4,470	3,574
August	5,868	5,303
September	7,167	6,518
October	8,309	8,065
November	9,719	9,215
December	10,866	10,425
January	11,938	11,779
February	13,293	12,934
March	14,758	14,407
April	15,979	
May	15,979	
June	15,979	

QUALITY

	Quantity	Base Number	Contract	AT	Region	England
% of FP17s for the same patient ID Re-attending within 3 months - Children	64	1,199	5.3%	10.3%	11.9%	11.8%
% of FP17s for the same patient ID Re-attending within 3 months - Adults	756	5,200	14.5%	15.6%	16.9%	15.7%
% of FP17s for the same patient ID Re-attending between 3 & 9 months - Children	656	1,199	54.7%	49.3%	48.9%	58.9%
% of FP17s for the same patient ID Re-attending between 3 & 9 months - Adults	2,681	5,200	51.6%	38.6%	38.9%	50.8%
% of FP17s for Band 1 Urgent Courses	562	6,071	9.3%	10.3%	10.7%	9.1%
% of FP17s Relating to Free Repair or Replacements	99	6,071	1.6%	0.6%	0.5%	0.8%
% of FP17s Relating to Continuations	3	6,071	0.0%	0.9%	0.7%	0.9%
% of Patients satisfied with the dentistry they have received	1	1	N/A	90.5%	89.1%	92.5%
% of Patients satisfied with the time they had to wait for an appointment	1	1	N/A	86.3%	83.1%	87.0%

* This is based on patients treated on this contract for their most recent course of treatment. Figures in italics indicate the base number of FP17s or Patient Questionnaire responses are less than 100. N/A is shown where the base number of responses is less than 10 during the period. % is calculated as Quantity/Base number*100

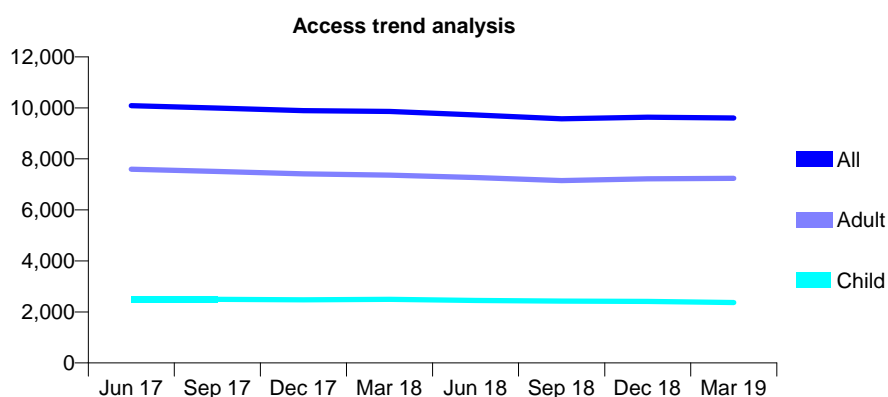
Q63 - Vital Signs At a Glance Contract Report for 333182/0001 - March 2019

Name or company name	MR K TSE
Contract type name	GDS Contract
Purpose of contract	General
Contract start date	01/04/2006
Contract end date	

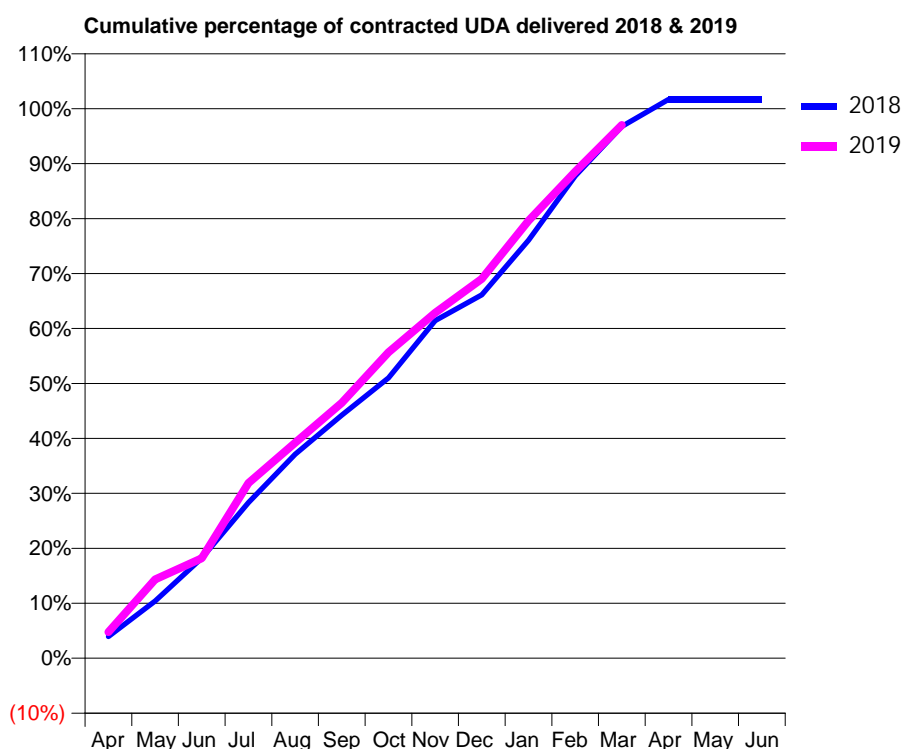
18/19 Contracted general activity (UDA)	26,383
Carry forward general activity (UDA)	-439
18/19 Contracted orthodontic activity (UOA)	0
Carry forward orthodontic activity (UOA)	0
Baseline contract value	£708,052.50

ACCESS*

Patients seen in 24 months	Total	Change since previous quarter
Quarter ending March 2018	9,860	
Quarter ending June 2018	9,725	↓
Quarter ending September 2018	9,573	↓
Quarter ending December 2018	9,633	→
Quarter ending March 2019	9,603	→
Variance since March 2018	(2.6%)	↓



ACTIVITY



Month	2018	2019
April	1,043	1,255
May	2,747	3,790
June	4,808	4,796
July	7,473	8,408
August	9,795	10,351
September	11,670	12,258
October	13,461	14,688
November	16,210	16,587
December	17,440	18,209
January	20,066	21,003
February	23,156	23,360
March	25,531	25,597
April	26,825	
May	26,823	
June	26,822	

QUALITY

	Quantity	Base Number	Contract	AT	Region	England
% of FP17s for the same patient ID Re-attending within 3 months - Children	310	4,114	7.5%	10.3%	11.9%	11.8%
% of FP17s for the same patient ID Re-attending within 3 months - Adults	1,308	10,557	12.4%	15.6%	16.9%	15.7%
% of FP17s for the same patient ID Re-attending between 3 & 9 months - Children	2,933	4,114	71.3%	49.3%	48.9%	58.9%
% of FP17s for the same patient ID Re-attending between 3 & 9 months - Adults	6,007	10,557	56.9%	38.6%	38.9%	50.8%
% of FP17s for Band 1 Urgent Courses	495	14,090	3.5%	10.3%	10.7%	9.1%
% of FP17s Relating to Free Repair or Replacements	132	14,090	0.9%	0.6%	0.5%	0.8%
% of FP17s Relating to Continuations	92	14,090	0.7%	0.9%	0.7%	0.9%
% of Patients satisfied with the dentistry they have received	2	2	N/A	90.5%	89.1%	92.5%
% of Patients satisfied with the time they had to wait for an appointment	2	2	N/A	86.3%	83.1%	87.0%

* This is based on patients treated on this contract for their most recent course of treatment.

Figures in italics indicate the base number of FP17s or Patient Questionnaire responses are less than 100. N/A is shown where the base number of responses is less than 10 during the period. % is calculated as Quantity/Base number*100

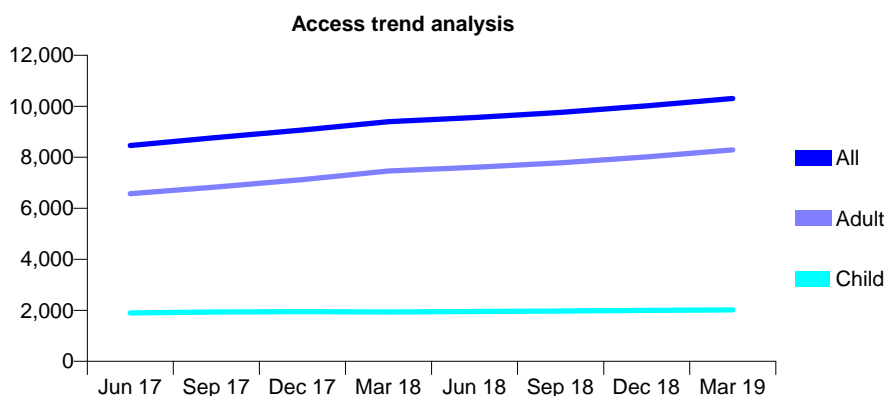
Q63 - Vital Signs At a Glance Contract Report for 334626/0001 - March 2019

Name or company name	MR KS CHANDRAN
Contract type name	GDS Contract
Purpose of contract	General
Contract start date	01/04/2009
Contract end date	

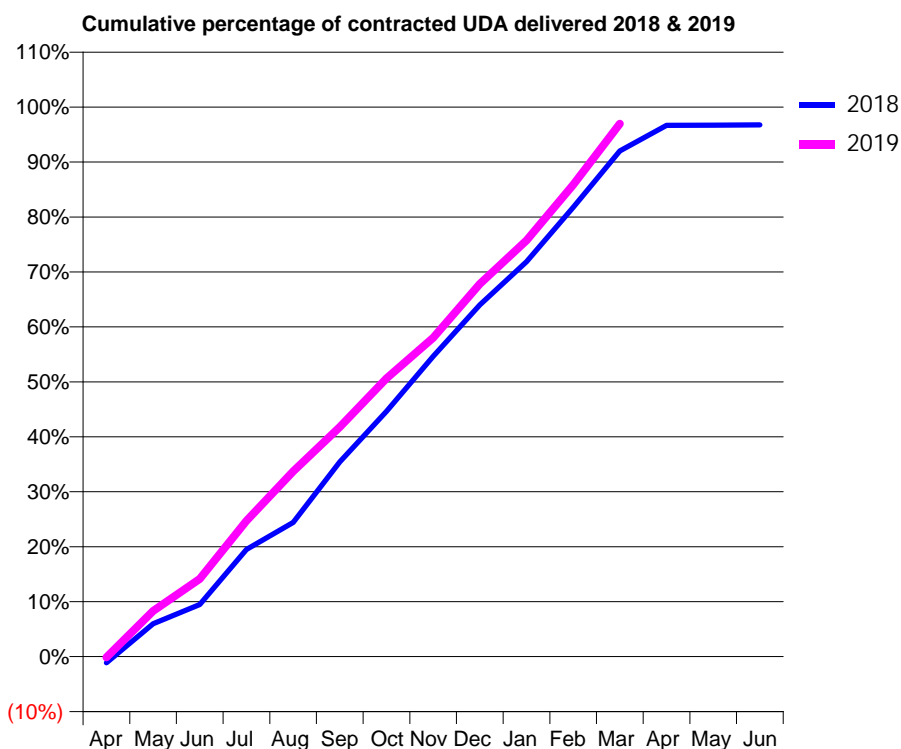
18/19 Contracted general activity (UDA)	29,500
Carry forward general activity (UDA)	958
18/19 Contracted orthodontic activity (UOA)	0
Carry forward orthodontic activity (UOA)	0
Baseline contract value	£873,031.83

ACCESS*

Patients seen in 24 months	Total	Change since previous quarter
Quarter ending March 2018	9,401	
Quarter ending June 2018	9,561	→
Quarter ending September 2018	9,758	↑
Quarter ending December 2018	10,017	↑
Quarter ending March 2019	10,306	↑
Variance since March 2018	9.6%	↑



ACTIVITY



Month	Adjusted Scheduled Activity (UDA)	
	2018	2019
April	-334	-46
May	1,768	2,454
June	2,794	4,168
July	5,752	7,293
August	7,203	9,946
September	10,457	12,326
October	13,168	14,937
November	16,125	17,119
December	18,878	20,008
January	21,199	22,341
February	24,118	25,334
March	27,141	28,600
April	28,520	
May	28,525	
June	28,542	

QUALITY

	Quantity	Base Number	Contract	AT	Region	England
% of FP17s for the same patient ID Re-attending within 3 months - Children	168	2,145	7.8%	10.3%	11.9%	11.8%
% of FP17s for the same patient ID Re-attending within 3 months - Adults	1,069	7,749	13.8%	15.6%	16.9%	15.7%
% of FP17s for the same patient ID Re-attending between 3 & 9 months - Children	852	2,145	39.7%	49.3%	48.9%	58.9%
% of FP17s for the same patient ID Re-attending between 3 & 9 months - Adults	2,028	7,749	26.2%	38.6%	38.9%	50.8%
% of FP17s for Band 1 Urgent Courses	1,420	9,549	14.9%	10.3%	10.7%	9.1%
% of FP17s Relating to Free Repair or Replacements	92	9,549	1.0%	0.6%	0.5%	0.8%
% of FP17s Relating to Continuations	44	9,549	0.5%	0.9%	0.7%	0.9%
% of Patients satisfied with the dentistry they have received	0	1	N/A	90.5%	89.1%	92.5%
% of Patients satisfied with the time they had to wait for an appointment	1	1	N/A	86.3%	83.1%	87.0%

* This is based on patients treated on this contract for their most recent course of treatment. Figures in italics indicate the base number of FP17s or Patient Questionnaire responses are less than 100. N/A is shown where the base number of responses is less than 10 during the period. % is calculated as Quantity/Base number*100

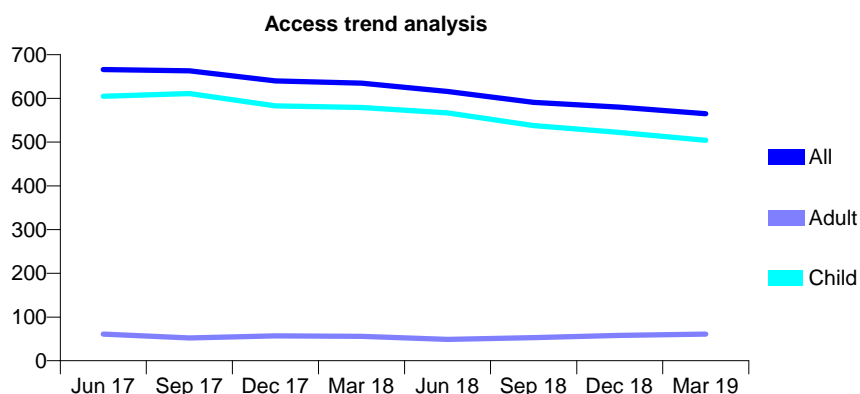
Q63 - Vital Signs At a Glance Contract Report for 335223/0001 - March 2019

Name or company name	MISS LJ LYNCH
Contract type name	GDS Contract
Purpose of contract	General
Contract start date	01/04/2006
Contract end date	

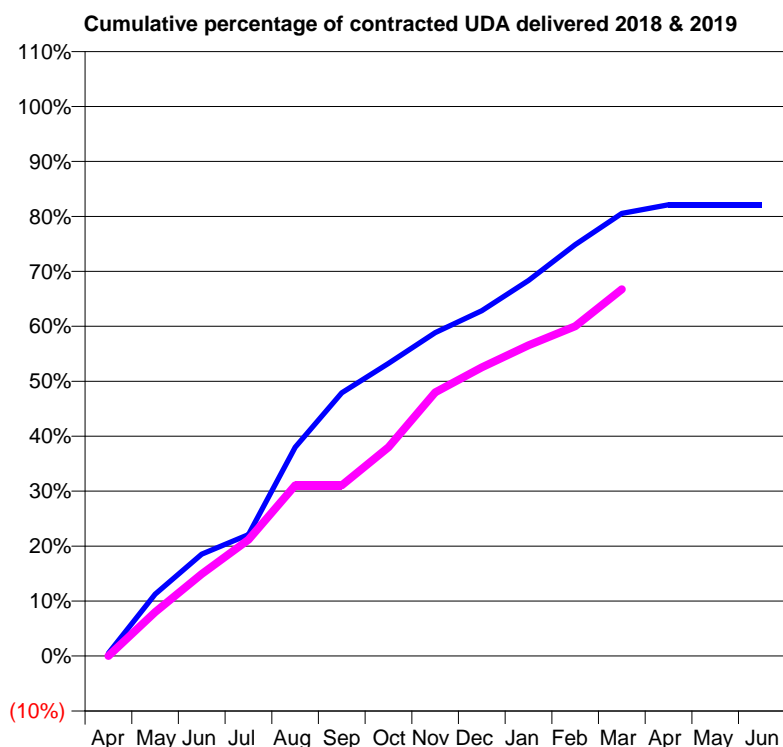
18/19 Contracted general activity (UDA)	950
Carry forward general activity (UDA)	0
18/19 Contracted orthodontic activity (UOA)	0
Carry forward orthodontic activity (UOA)	0
Baseline contract value	£21,566.88

ACCESS*

Patients seen in 24 months	Total	Change since previous quarter
Quarter ending March 2018	635	
Quarter ending June 2018	616	↓
Quarter ending September 2018	591	↓
Quarter ending December 2018	580	↓
Quarter ending March 2019	565	↓
Variance since March 2018	(11.0%)	↓



ACTIVITY



Month	Adjusted Scheduled Activity (UDA)	
	2018	2019
April	5	0
May	107	76
June	176	142
July	210	201
August	361	295
September	455	295
October	506	361
November	559	456
December	597	499
January	649	537
February	711	570
March	765	634
April	780	
May	780	
June	780	

QUALITY

	Quantity	Base Number	Contract	AT	Region	England
% of FP17s for the same patient ID Re-attending within 3 months - Children	21	471	4.5%	10.3%	11.9%	11.8%
% of FP17s for the same patient ID Re-attending within 3 months - Adults	3	18	16.7%	15.6%	16.9%	15.7%
% of FP17s for the same patient ID Re-attending between 3 & 9 months - Children	65	471	13.8%	49.3%	48.9%	58.9%
% of FP17s for the same patient ID Re-attending between 3 & 9 months - Adults	4	18	22.2%	38.6%	38.9%	50.8%
% of FP17s for Band 1 Urgent Courses	0	476	0.0%	10.3%	10.7%	9.1%
% of FP17s Relating to Free Repair or Replacements	0	476	0.0%	0.6%	0.5%	0.8%
% of FP17s Relating to Continuations	0	476	0.0%	0.9%	0.7%	0.9%
% of Patients satisfied with the dentistry they have received	0	0	N/A	90.5%	89.1%	92.5%
% of Patients satisfied with the time they had to wait for an appointment	0	0	N/A	86.3%	83.1%	87.0%

* This is based on patients treated on this contract for their most recent course of treatment. Figures in italics indicate the base number of FP17s or Patient Questionnaire responses are less than 100. N/A is shown where the base number of responses is less than 10 during the period. % is calculated as Quantity/Base number*100

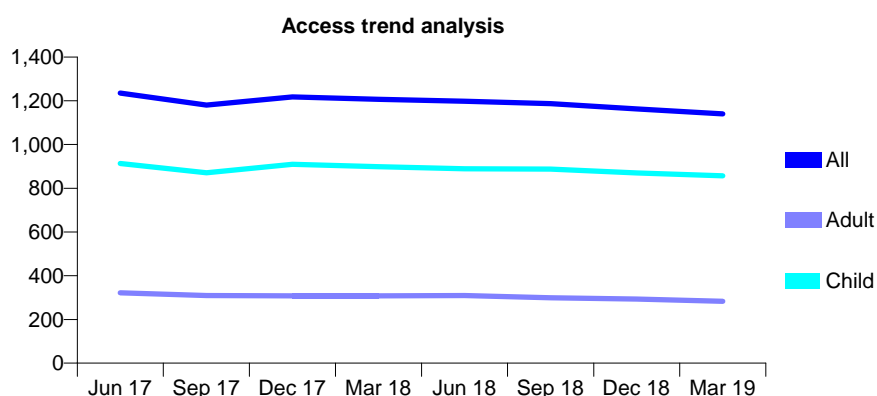
Q63 - Vital Signs At a Glance Contract Report for 335282/0001 - March 2019

Name or company name	MR SB PATEL
Contract type name	GDS Contract
Purpose of contract	General
Contract start date	01/06/2008
Contract end date	

18/19 Contracted general activity (UDA)	2,750
Carry forward general activity (UDA)	0
18/19 Contracted orthodontic activity (UOA)	0
Carry forward orthodontic activity (UOA)	0
Baseline contract value	£59,757.71

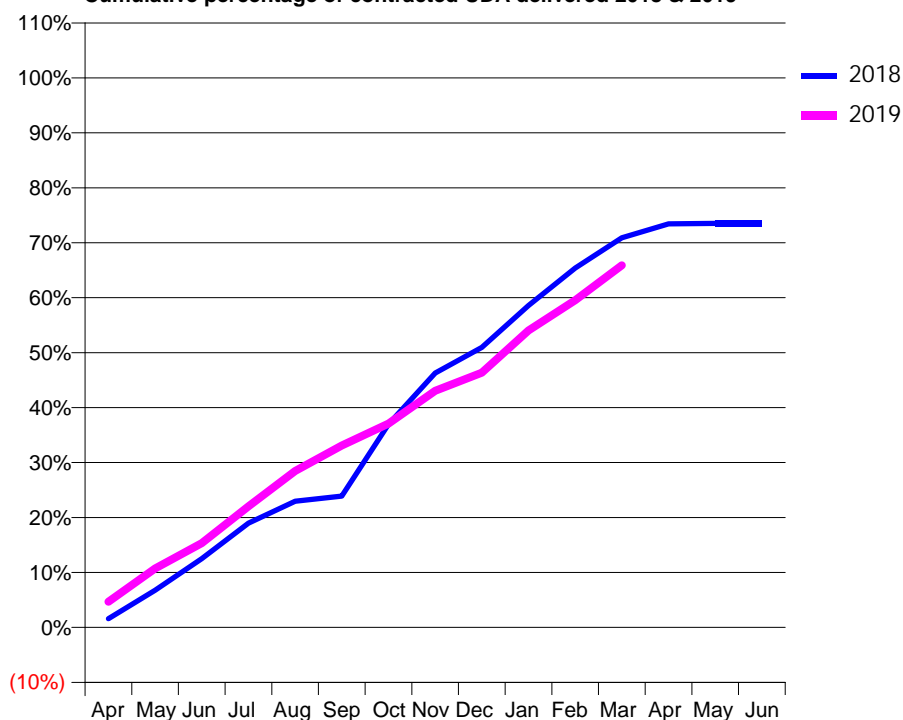
ACCESS*

Patients seen in 24 months	Total	Change since previous quarter
Quarter ending March 2018	1,207	
Quarter ending June 2018	1,198	→
Quarter ending September 2018	1,187	→
Quarter ending December 2018	1,163	↓
Quarter ending March 2019	1,140	↓
Variance since March 2018	(5.6%)	↓



ACTIVITY

Cumulative percentage of contracted UDA delivered 2018 & 2019



Adjusted Scheduled Activity (UDA)

Month	2018	2019
April	44	128
May	186	295
June	344	422
July	521	606
August	632	783
September	657	910
October	1,016	1,020
November	1,273	1,184
December	1,401	1,275
January	1,611	1,486
February	1,798	1,638
March	1,950	1,812
April	2,020	
May	2,022	
June	2,022	

QUALITY

	Quantity	Base Number	Contract	AT	Region	England
% of FP17s for the same patient ID Re-attending within 3 months - Children	57	1,222	4.7%	10.3%	11.9%	11.8%
% of FP17s for the same patient ID Re-attending within 3 months - Adults	17	204	8.3%	15.6%	16.9%	15.7%
% of FP17s for the same patient ID Re-attending between 3 & 9 months - Children	757	1,222	61.9%	49.3%	48.9%	58.9%
% of FP17s for the same patient ID Re-attending between 3 & 9 months - Adults	98	204	48.0%	38.6%	38.9%	50.8%
% of FP17s for Band 1 Urgent Courses	46	1,376	3.3%	10.3%	10.7%	9.1%
% of FP17s Relating to Free Repair or Replacements	0	1,376	0.0%	0.6%	0.5%	0.8%
% of FP17s Relating to Continuations	0	1,376	0.0%	0.9%	0.7%	0.9%
% of Patients satisfied with the dentistry they have received	0	0	N/A	90.5%	89.1%	92.5%
% of Patients satisfied with the time they had to wait for an appointment	0	0	N/A	86.3%	83.1%	87.0%

* This is based on patients treated on this contract for their most recent course of treatment.

Figures in italics indicate the base number of FP17s or Patient Questionnaire responses are less than 100. N/A is shown where the base number of responses is less than 10 during the period. % is calculated as Quantity/Base number*100

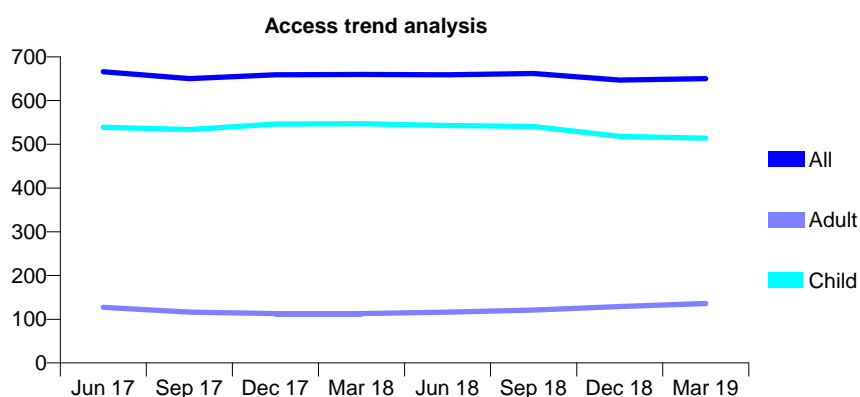
Q63 - Vital Signs At a Glance Contract Report for 336866/0001 - March 2019

Name or company name	MR MP O'BRIEN
Contract type name	GDS Contract
Purpose of contract	General
Contract start date	01/04/2006
Contract end date	

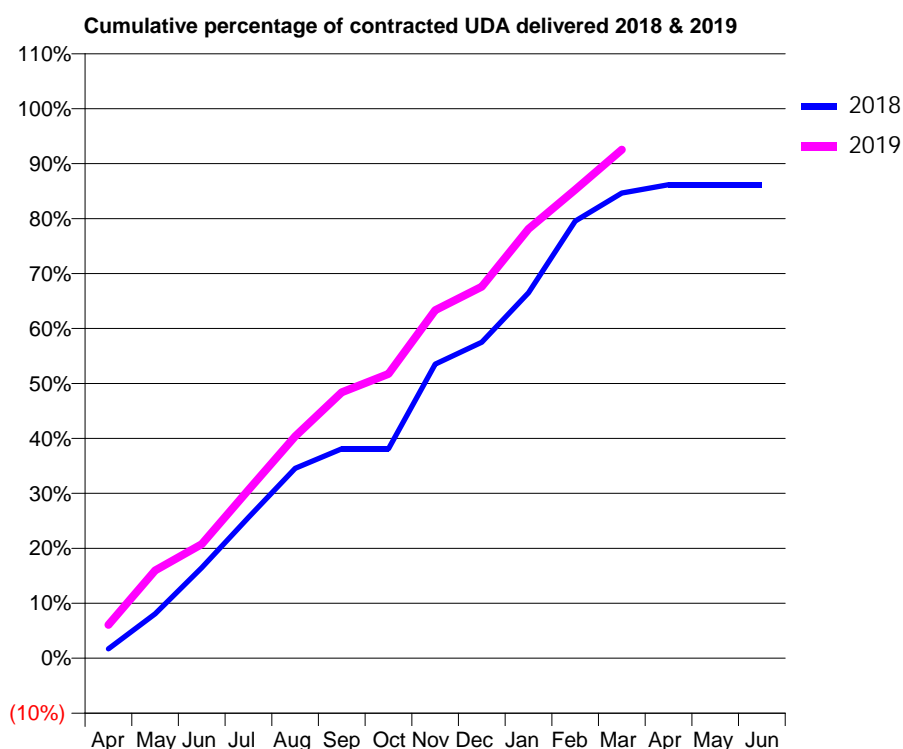
18/19 Contracted general activity (UDA)	1,235
Carry forward general activity (UDA)	0
18/19 Contracted orthodontic activity (UOA)	0
Carry forward orthodontic activity (UOA)	0
Baseline contract value	£27,528.58

ACCESS*

Patients seen in 24 months	Total	Change since previous quarter
Quarter ending March 2018	660	
Quarter ending June 2018	659	→
Quarter ending September 2018	662	→
Quarter ending December 2018	647	↓
Quarter ending March 2019	650	→
Variance since March 2018	(1.5%)	↓



ACTIVITY



Month	2018	2019
April	21	75
May	100	197
June	203	256
July	316	378
August	427	499
September	471	598
October	471	639
November	661	782
December	710	835
January	821	965
February	982	1,053
March	1,045	1,143
April	1,064	
May	1,064	
June	1,064	

QUALITY

	Quantity	Base Number	Contract	AT	Region	England
% of FP17s for the same patient ID Re-attending within 3 months - Children	22	820	2.7%	10.3%	11.9%	11.8%
% of FP17s for the same patient ID Re-attending within 3 months - Adults	4	80	5.0%	15.6%	16.9%	15.7%
% of FP17s for the same patient ID Re-attending between 3 & 9 months - Children	596	820	72.7%	49.3%	48.9%	58.9%
% of FP17s for the same patient ID Re-attending between 3 & 9 months - Adults	43	80	53.8%	38.6%	38.9%	50.8%
% of FP17s for Band 1 Urgent Courses	5	884	0.6%	10.3%	10.7%	9.1%
% of FP17s Relating to Free Repair or Replacements	0	884	0.0%	0.6%	0.5%	0.8%
% of FP17s Relating to Continuations	0	884	0.0%	0.9%	0.7%	0.9%
% of Patients satisfied with the dentistry they have received	0	0	N/A	90.5%	89.1%	92.5%
% of Patients satisfied with the time they had to wait for an appointment	0	0	N/A	86.3%	83.1%	87.0%

* This is based on patients treated on this contract for their most recent course of treatment.

Figures in italics indicate the base number of FP17s or Patient Questionnaire responses are less than 100. N/A is shown where the base number of responses is less than 10 during the period. % is calculated as Quantity/Base number*100

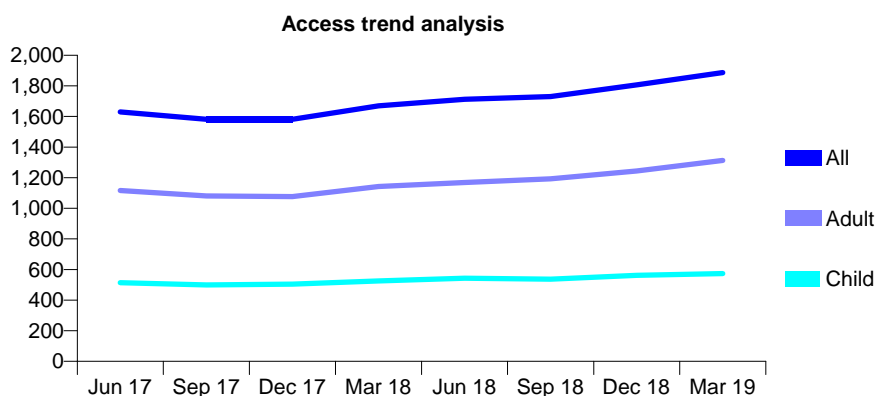
Q63 - Vital Signs At a Glance Contract Report for 337137/0001 - March 2019

Name or company name	MR G TSOLAKIDES
Contract type name	GDS Contract
Purpose of contract	General
Contract start date	01/04/2006
Contract end date	

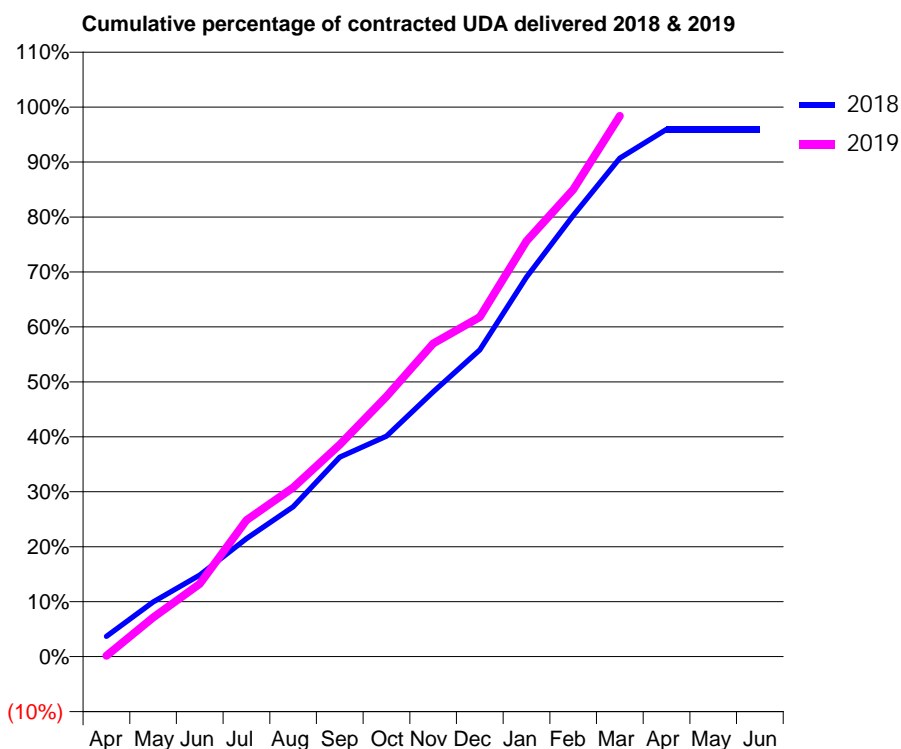
18/19 Contracted general activity (UDA)	5,119
Carry forward general activity (UDA)	204
18/19 Contracted orthodontic activity (UOA)	0
Carry forward orthodontic activity (UOA)	0
Baseline contract value	£140,317.13

ACCESS*

Patients seen in 24 months	Total	Change since previous quarter
Quarter ending March 2018	1,669	
Quarter ending June 2018	1,712	↑
Quarter ending September 2018	1,730	→
Quarter ending December 2018	1,806	↑
Quarter ending March 2019	1,887	↑
Variance since March 2018	13.1%	↑



ACTIVITY



Month	Adjusted Scheduled Activity (UDA)	
	2018	2019
April	190	9
May	509	365
June	760	678
July	1,101	1,271
August	1,397	1,574
September	1,857	1,975
October	2,054	2,423
November	2,466	2,916
December	2,858	3,162
January	3,535	3,870
February	4,109	4,351
March	4,642	5,037
April	4,911	
May	4,911	
June	4,912	

QUALITY

	Quantity	Base Number	Contract	AT	Region	England
% of FP17s for the same patient ID Re-attending within 3 months - Children	41	809	5.1%	10.3%	11.9%	11.8%
% of FP17s for the same patient ID Re-attending within 3 months - Adults	164	1,401	11.7%	15.6%	16.9%	15.7%
% of FP17s for the same patient ID Re-attending between 3 & 9 months - Children	444	809	54.9%	49.3%	48.9%	58.9%
% of FP17s for the same patient ID Re-attending between 3 & 9 months - Adults	525	1,401	37.5%	38.6%	38.9%	50.8%
% of FP17s for Band 1 Urgent Courses	165	2,127	7.8%	10.3%	10.7%	9.1%
% of FP17s Relating to Free Repair or Replacements	0	2,127	0.0%	0.6%	0.5%	0.8%
% of FP17s Relating to Continuations	0	2,127	0.0%	0.9%	0.7%	0.9%
% of Patients satisfied with the dentistry they have received	0	0	N/A	90.5%	89.1%	92.5%
% of Patients satisfied with the time they had to wait for an appointment	0	0	N/A	86.3%	83.1%	87.0%

* This is based on patients treated on this contract for their most recent course of treatment. Figures in italics indicate the base number of FP17s or Patient Questionnaire responses are less than 100. N/A is shown where the base number of responses is less than 10 during the period. % is calculated as Quantity/Base number*100

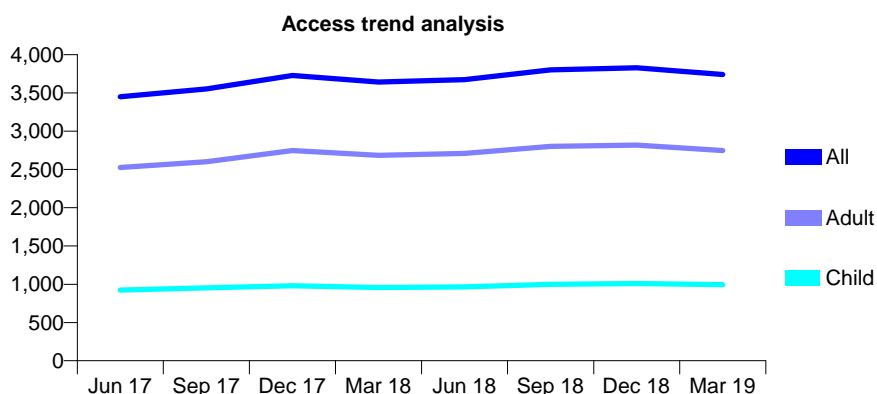
Q63 - Vital Signs At a Glance Contract Report for 337765/0002 - March 2019

Name or company name	MR SI YOUNG
Contract type name	GDS Contract
Purpose of contract	General
Contract start date	01/04/2006
Contract end date	

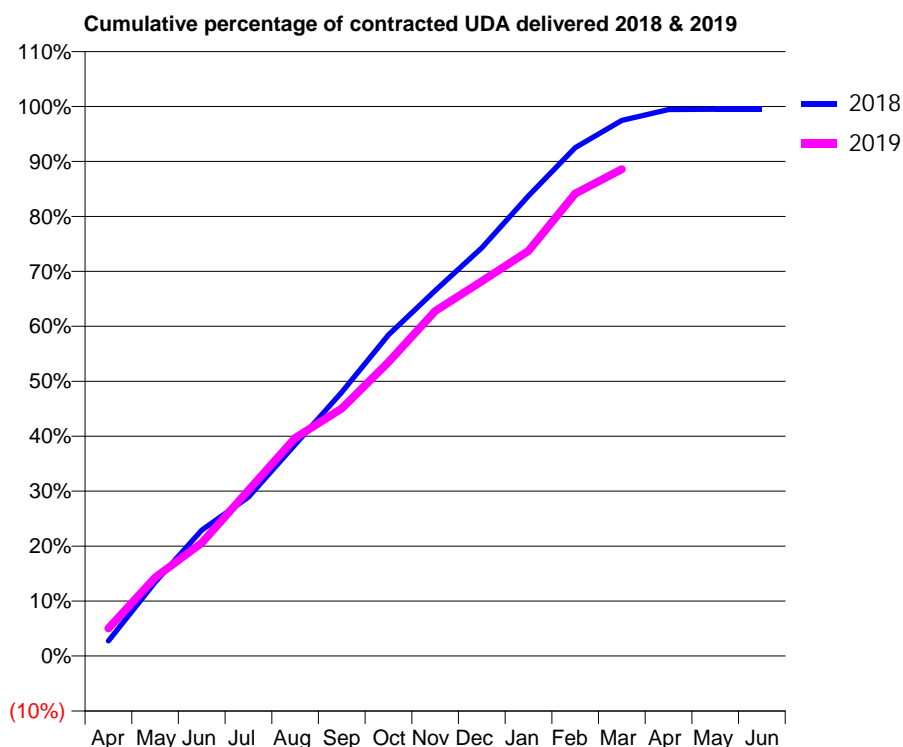
18/19 Contracted general activity (UDA)	10,500
Carry forward general activity (UDA)	54
18/19 Contracted orthodontic activity (UOA)	0
Carry forward orthodontic activity (UOA)	0
Baseline contract value	£266,509.49

ACCESS*

Patients seen in 24 months	Total	Change since previous quarter
Quarter ending March 2018	3,641	
Quarter ending June 2018	3,674	→
Quarter ending September 2018	3,800	↑
Quarter ending December 2018	3,829	→
Quarter ending March 2019	3,741	↓
Variance since March 2018	2.7%	↑



ACTIVITY



Month	Adjusted Scheduled Activity (UDA)	
	2018	2019
April	290	528
May	1,410	1,500
June	2,407	2,163
July	3,038	3,166
August	4,041	4,168
September	5,042	4,730
October	6,135	5,616
November	6,982	6,591
December	7,798	7,159
January	8,792	7,743
February	9,713	8,836
March	10,233	9,300
April	10,442	
May	10,446	
June	10,446	

QUALITY

	Quantity	Base Number	Contract	AT	Region	England
% of FP17s for the same patient ID Re-attending within 3 months - Children	68	1,161	5.9%	10.3%	11.9%	11.8%
% of FP17s for the same patient ID Re-attending within 3 months - Adults	517	2,968	17.4%	15.6%	16.9%	15.7%
% of FP17s for the same patient ID Re-attending between 3 & 9 months - Children	516	1,161	44.4%	49.3%	48.9%	58.9%
% of FP17s for the same patient ID Re-attending between 3 & 9 months - Adults	973	2,968	32.8%	38.6%	38.9%	50.8%
% of FP17s for Band 1 Urgent Courses	595	4,014	14.8%	10.3%	10.7%	9.1%
% of FP17s Relating to Free Repair or Replacements	6	4,014	0.1%	0.6%	0.5%	0.8%
% of FP17s Relating to Continuations	40	4,014	1.0%	0.9%	0.7%	0.9%
% of Patients satisfied with the dentistry they have received	0	0	N/A	90.5%	89.1%	92.5%
% of Patients satisfied with the time they had to wait for an appointment	0	0	N/A	86.3%	83.1%	87.0%

* This is based on patients treated on this contract for their most recent course of treatment. Figures in italics indicate the base number of FP17s or Patient Questionnaire responses are less than 100. N/A is shown where the base number of responses is less than 10 during the period. % is calculated as Quantity/Base number*100

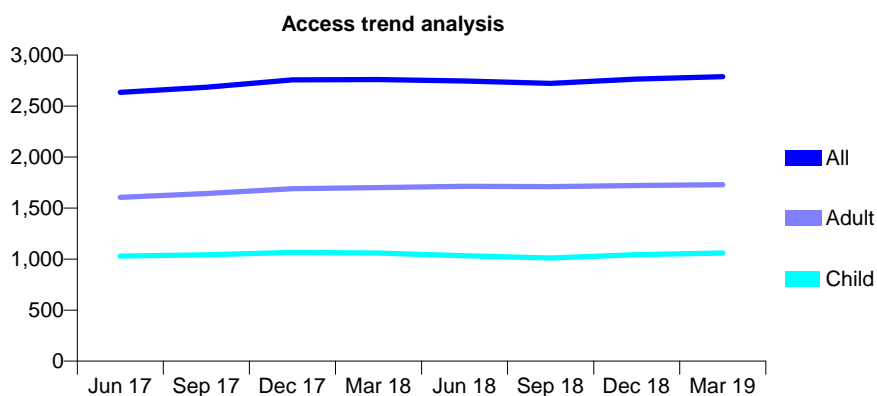
Q63 - Vital Signs At a Glance Contract Report for 338664/0001 - March 2019

Name or company name	MR MR POURREZA JORSHARI
Contract type name	GDS Contract
Purpose of contract	General
Contract start date	01/04/2006
Contract end date	

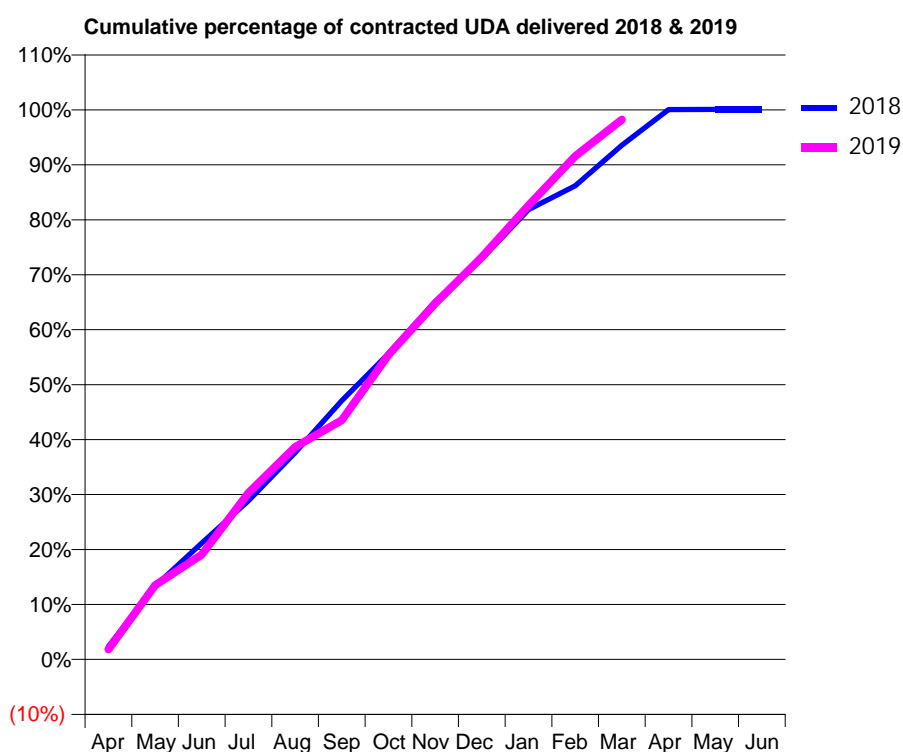
18/19 Contracted general activity (UDA)	6,890
Carry forward general activity (UDA)	-5
18/19 Contracted orthodontic activity (UOA)	0
Carry forward orthodontic activity (UOA)	0
Baseline contract value	£223,462.27

ACCESS*

Patients seen in 24 months	Total	Change since previous quarter
Quarter ending March 2018	2,760	
Quarter ending June 2018	2,746	→
Quarter ending September 2018	2,722	→
Quarter ending December 2018	2,766	→
Quarter ending March 2019	2,789	→
Variance since March 2018	1.1%	→



ACTIVITY



Month	Adjusted Scheduled Activity (UDA)	
	2018	2019
April	161	127
May	920	931
June	1,457	1,313
July	1,990	2,087
August	2,594	2,665
September	3,243	2,999
October	3,834	3,819
November	4,489	4,463
December	5,023	5,043
January	5,638	5,690
February	5,938	6,310
March	6,446	6,767
April	6,892	
May	6,895	
June	6,895	

QUALITY

	Quantity	Base Number	Contract	AT	Region	England
% of FP17s for the same patient ID Re-attending within 3 months - Children	63	960	6.6%	10.3%	11.9%	11.8%
% of FP17s for the same patient ID Re-attending within 3 months - Adults	165	1,496	11.0%	15.6%	16.9%	15.7%
% of FP17s for the same patient ID Re-attending between 3 & 9 months - Children	283	960	29.5%	49.3%	48.9%	58.9%
% of FP17s for the same patient ID Re-attending between 3 & 9 months - Adults	318	1,496	21.3%	38.6%	38.9%	50.8%
% of FP17s for Band 1 Urgent Courses	251	2,308	10.9%	10.3%	10.7%	9.1%
% of FP17s Relating to Free Repair or Replacements	2	2,308	0.1%	0.6%	0.5%	0.8%
% of FP17s Relating to Continuations	7	2,308	0.3%	0.9%	0.7%	0.9%
% of Patients satisfied with the dentistry they have received	0	0	N/A	90.5%	89.1%	92.5%
% of Patients satisfied with the time they had to wait for an appointment	0	0	N/A	86.3%	83.1%	87.0%

* This is based on patients treated on this contract for their most recent course of treatment. Figures in italics indicate the base number of FP17s or Patient Questionnaire responses are less than 100. N/A is shown where the base number of responses is less than 10 during the period. % is calculated as Quantity/Base number*100

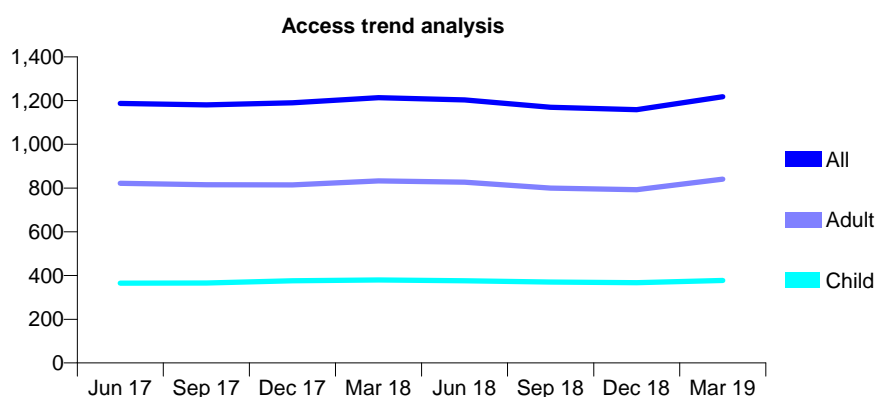
Q63 - Vital Signs At a Glance Contract Report for 338664/0002 - March 2019

Name or company name	MR MR POURREZA JORSHARI
Contract type name	GDS Contract
Purpose of contract	General
Contract start date	01/04/2006
Contract end date	

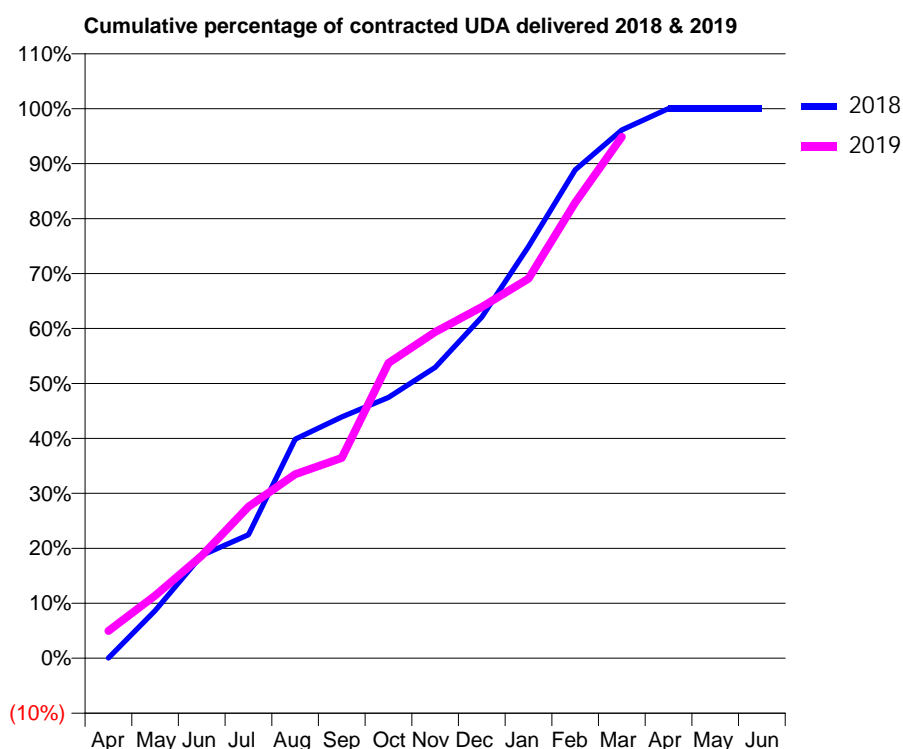
18/19 Contracted general activity (UDA)	3,547
Carry forward general activity (UDA)	-1
18/19 Contracted orthodontic activity (UOA)	0
Carry forward orthodontic activity (UOA)	0
Baseline contract value	£114,456.95

ACCESS*

Patients seen in 24 months	Total	Change since previous quarter
Quarter ending March 2018	1,213	
Quarter ending June 2018	1,203	→
Quarter ending September 2018	1,170	↓
Quarter ending December 2018	1,159	→
Quarter ending March 2019	1,218	↑
Variance since March 2018	0.4%	→



ACTIVITY



Month	2018	2019
April	1	176
May	308	404
June	664	662
July	797	979
August	1,413	1,187
September	1,557	1,293
October	1,683	1,905
November	1,878	2,106
December	2,202	2,267
January	2,658	2,450
February	3,153	2,941
March	3,409	3,365
April	3,548	
May	3,548	
June	3,548	

QUALITY

	Quantity	Base Number	Contract	AT	Region	England
% of FP17s for the same patient ID Re-attending within 3 months - Children	35	387	9.0%	10.3%	11.9%	11.8%
% of FP17s for the same patient ID Re-attending within 3 months - Adults	108	809	13.3%	15.6%	16.9%	15.7%
% of FP17s for the same patient ID Re-attending between 3 & 9 months - Children	108	387	27.9%	49.3%	48.9%	58.9%
% of FP17s for the same patient ID Re-attending between 3 & 9 months - Adults	232	809	28.7%	38.6%	38.9%	50.8%
% of FP17s for Band 1 Urgent Courses	52	1,148	4.5%	10.3%	10.7%	9.1%
% of FP17s Relating to Free Repair or Replacements	4	1,148	0.3%	0.6%	0.5%	0.8%
% of FP17s Relating to Continuations	34	1,148	3.0%	0.9%	0.7%	0.9%
% of Patients satisfied with the dentistry they have received	0	0	N/A	90.5%	89.1%	92.5%
% of Patients satisfied with the time they had to wait for an appointment	0	0	N/A	86.3%	83.1%	87.0%

* This is based on patients treated on this contract for their most recent course of treatment.

Figures in italics indicate the base number of FP17s or Patient Questionnaire responses are less than 100. N/A is shown where the base number of responses is less than 10 during the period. % is calculated as Quantity/Base number*100

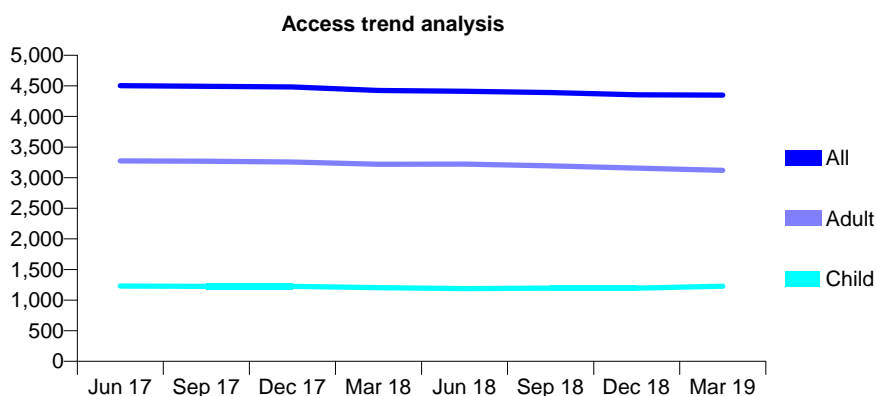
Q63 - Vital Signs At a Glance Contract Report for 339679/0001 - March 2019

Name or company name	MR H GHODS
Contract type name	GDS Contract
Purpose of contract	General
Contract start date	01/04/2006
Contract end date	

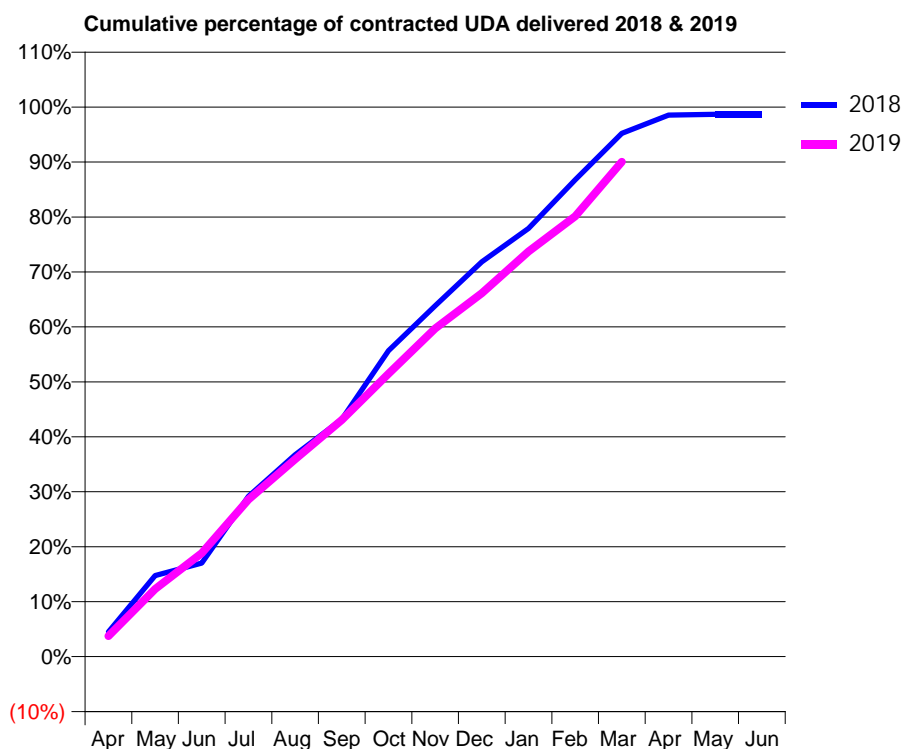
18/19 Contracted general activity (UDA)	18,267
Carry forward general activity (UDA)	241
18/19 Contracted orthodontic activity (UOA)	0
Carry forward orthodontic activity (UOA)	0
Baseline contract value	£553,247.74

ACCESS*

Patients seen in 24 months	Total	Change since previous quarter
Quarter ending March 2018	4,423	
Quarter ending June 2018	4,412	→
Quarter ending September 2018	4,391	→
Quarter ending December 2018	4,355	→
Quarter ending March 2019	4,349	→
Variance since March 2018	(1.7%)	↓



ACTIVITY



Month	Adjusted Scheduled Activity (UDA)	
	2018	2019
April	822	684
May	2,699	2,251
June	3,110	3,443
July	5,326	5,222
August	6,713	6,561
September	7,889	7,864
October	10,172	9,406
November	11,666	10,907
December	13,121	12,079
January	14,233	13,469
February	15,850	14,636
March	17,394	16,448
April	17,997	
May	18,025	
June	18,026	

QUALITY

	Quantity	Base Number	Contract	AT	Region	England
% of FP17s for the same patient ID Re-attending within 3 months - Children	152	1,653	9.2%	10.3%	11.9%	11.8%
% of FP17s for the same patient ID Re-attending within 3 months - Adults	800	3,942	20.3%	15.6%	16.9%	15.7%
% of FP17s for the same patient ID Re-attending between 3 & 9 months - Children	906	1,653	54.8%	49.3%	48.9%	58.9%
% of FP17s for the same patient ID Re-attending between 3 & 9 months - Adults	1,645	3,942	41.7%	38.6%	38.9%	50.8%
% of FP17s for Band 1 Urgent Courses	647	5,402	12.0%	10.3%	10.7%	9.1%
% of FP17s Relating to Free Repair or Replacements	39	5,402	0.7%	0.6%	0.5%	0.8%
% of FP17s Relating to Continuations	34	5,402	0.6%	0.9%	0.7%	0.9%
% of Patients satisfied with the dentistry they have received	0	0	N/A	90.5%	89.1%	92.5%
% of Patients satisfied with the time they had to wait for an appointment	0	0	N/A	86.3%	83.1%	87.0%

* This is based on patients treated on this contract for their most recent course of treatment. Figures in italics indicate the base number of FP17s or Patient Questionnaire responses are less than 100. N/A is shown where the base number of responses is less than 10 during the period. % is calculated as Quantity/Base number*100

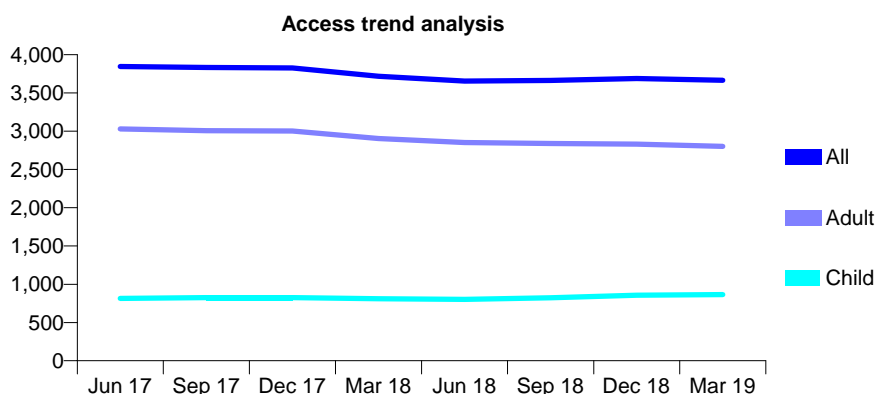
Q63 - Vital Signs At a Glance Contract Report for 340383/0001 - March 2019

Name or company name	MR NC RODRIGUES
Contract type name	GDS Contract
Purpose of contract	General
Contract start date	01/04/2006
Contract end date	

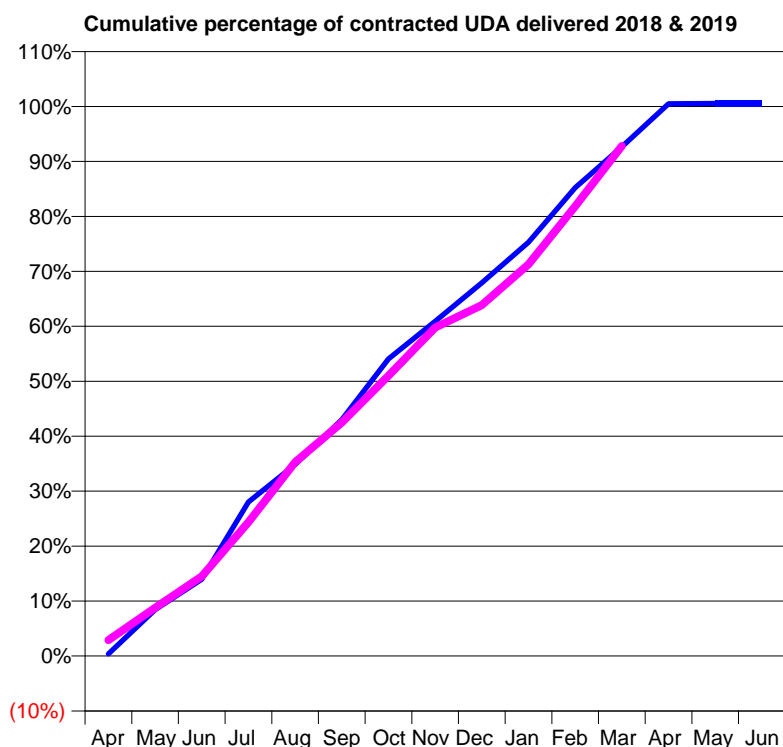
18/19 Contracted general activity (UDA)	10,312
Carry forward general activity (UDA)	-56
18/19 Contracted orthodontic activity (UOA)	0
Carry forward orthodontic activity (UOA)	0
Baseline contract value	£335,702.59

ACCESS*

Patients seen in 24 months	Total	Change since previous quarter
Quarter ending March 2018	3,716	
Quarter ending June 2018	3,656	↓
Quarter ending September 2018	3,662	→
Quarter ending December 2018	3,689	→
Quarter ending March 2019	3,667	→
Variance since March 2018	(1.3%)	↓



ACTIVITY



Month	Adjusted Scheduled Activity (UDA)	
	2018	2019
April	41	300
May	869	903
June	1,441	1,494
July	2,892	2,512
August	3,594	3,639
September	4,434	4,381
October	5,578	5,261
November	6,280	6,164
December	7,001	6,586
January	7,765	7,352
February	8,788	8,440
March	9,552	9,568
April	10,361	
May	10,368	
June	10,368	

QUALITY

	Quantity	Base Number	Contract	AT	Region	England
% of FP17s for the same patient ID Re-attending within 3 months - Children	20	913	2.2%	10.3%	11.9%	11.8%
% of FP17s for the same patient ID Re-attending within 3 months - Adults	63	2,662	2.4%	15.6%	16.9%	15.7%
% of FP17s for the same patient ID Re-attending between 3 & 9 months - Children	338	913	37.0%	49.3%	48.9%	58.9%
% of FP17s for the same patient ID Re-attending between 3 & 9 months - Adults	1,079	2,662	40.5%	38.6%	38.9%	50.8%
% of FP17s for Band 1 Urgent Courses	250	3,341	7.5%	10.3%	10.7%	9.1%
% of FP17s Relating to Free Repair or Replacements	2	3,341	0.1%	0.6%	0.5%	0.8%
% of FP17s Relating to Continuations	0	3,341	0.0%	0.9%	0.7%	0.9%
% of Patients satisfied with the dentistry they have received	2	2	N/A	90.5%	89.1%	92.5%
% of Patients satisfied with the time they had to wait for an appointment	2	2	N/A	86.3%	83.1%	87.0%

* This is based on patients treated on this contract for their most recent course of treatment. Figures in italics indicate the base number of FP17s or Patient Questionnaire responses are less than 100. N/A is shown where the base number of responses is less than 10 during the period. % is calculated as Quantity/Base number*100

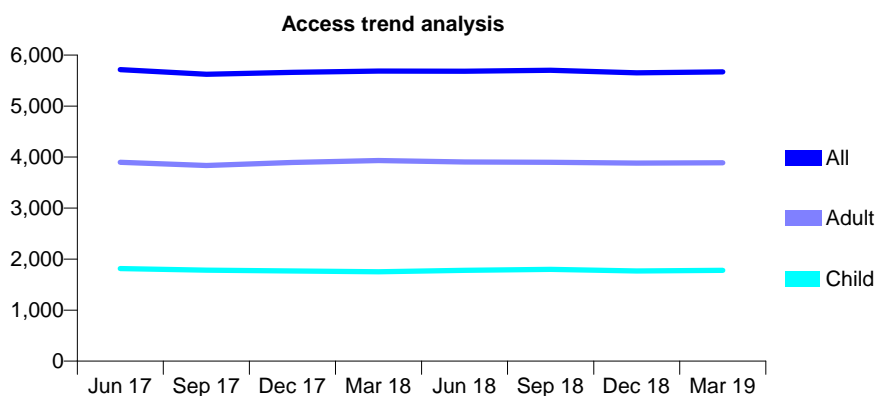
Q63 - Vital Signs At a Glance Contract Report for 340529/0001 - March 2019

Name or company name	MRS K THILLAINATHAN
Contract type name	GDS Contract
Purpose of contract	General
Contract start date	01/04/2006
Contract end date	

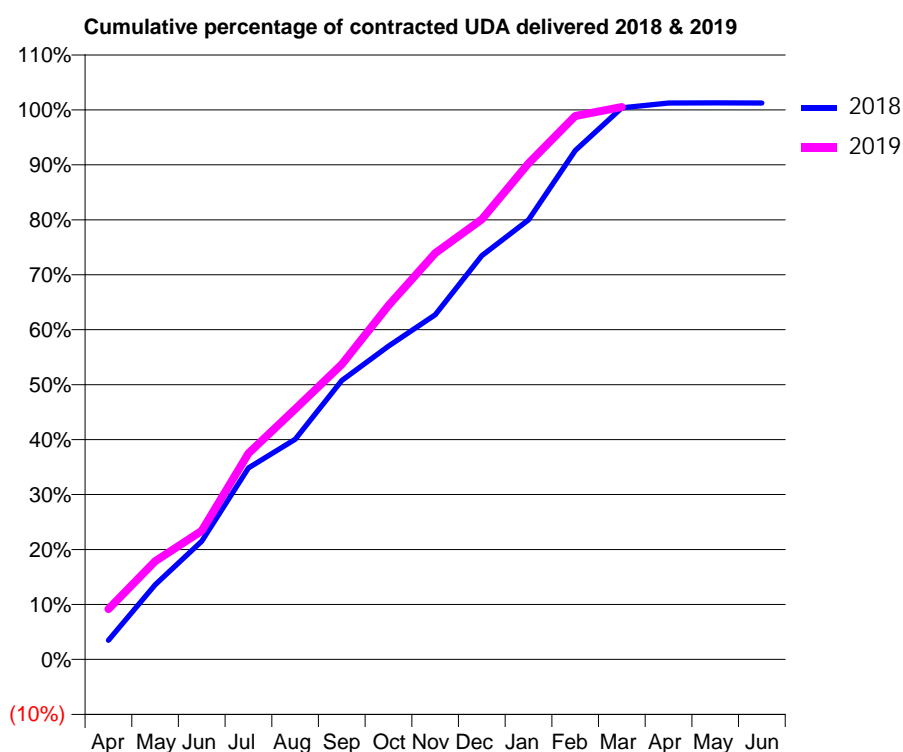
18/19 Contracted general activity (UDA)	14,339
Carry forward general activity (UDA)	-179
18/19 Contracted orthodontic activity (UOA)	0
Carry forward orthodontic activity (UOA)	0
Baseline contract value	£358,553.43

ACCESS*

Patients seen in 24 months	Total	Change since previous quarter
Quarter ending March 2018	5,688	
Quarter ending June 2018	5,682	→
Quarter ending September 2018	5,700	→
Quarter ending December 2018	5,652	→
Quarter ending March 2019	5,669	→
Variance since March 2018	(0.3%)	→



ACTIVITY



Month	Adjusted Scheduled Activity (UDA)	
	2018	2019
April	499	1,315
May	1,951	2,564
June	3,084	3,356
July	4,994	5,376
August	5,743	6,534
September	7,279	7,699
October	8,177	9,232
November	8,994	10,600
December	10,535	11,481
January	11,469	12,941
February	13,275	14,177
March	14,392	14,415
April	14,514	
May	14,521	
June	14,518	

QUALITY

	Quantity	Base Number	Contract	AT	Region	England
% of FP17s for the same patient ID Re-attending within 3 months - Children	207	2,448	8.5%	10.3%	11.9%	11.8%
% of FP17s for the same patient ID Re-attending within 3 months - Adults	748	4,752	15.7%	15.6%	16.9%	15.7%
% of FP17s for the same patient ID Re-attending between 3 & 9 months - Children	1,411	2,448	57.6%	49.3%	48.9%	58.9%
% of FP17s for the same patient ID Re-attending between 3 & 9 months - Adults	2,292	4,752	48.2%	38.6%	38.9%	50.8%
% of FP17s for Band 1 Urgent Courses	898	7,114	12.6%	10.3%	10.7%	9.1%
% of FP17s Relating to Free Repair or Replacements	45	7,114	0.6%	0.6%	0.5%	0.8%
% of FP17s Relating to Continuations	27	7,114	0.4%	0.9%	0.7%	0.9%
% of Patients satisfied with the dentistry they have received	4	4	N/A	90.5%	89.1%	92.5%
% of Patients satisfied with the time they had to wait for an appointment	4	4	N/A	86.3%	83.1%	87.0%

* This is based on patients treated on this contract for their most recent course of treatment. Figures in italics indicate the base number of FP17s or Patient Questionnaire responses are less than 100. N/A is shown where the base number of responses is less than 10 during the period. % is calculated as Quantity/Base number*100

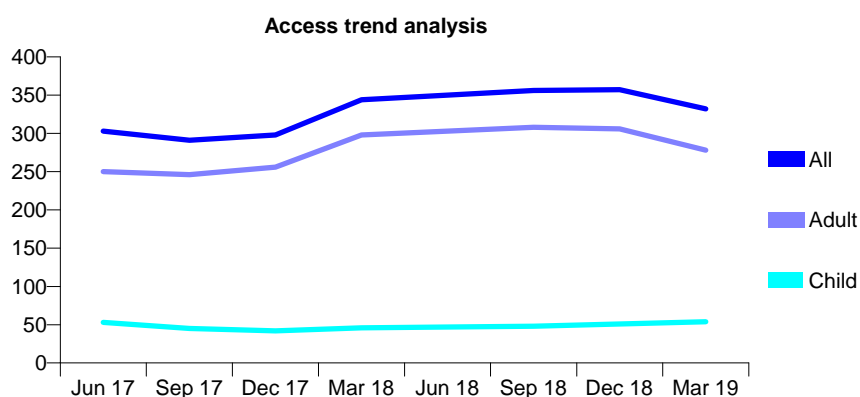
Q63 - Vital Signs At a Glance Contract Report for 340529/0002 - March 2019

Name or company name	MRS K THILLAINATHAN
Contract type name	GDS Contract
Purpose of contract	General
Contract start date	01/04/2006
Contract end date	

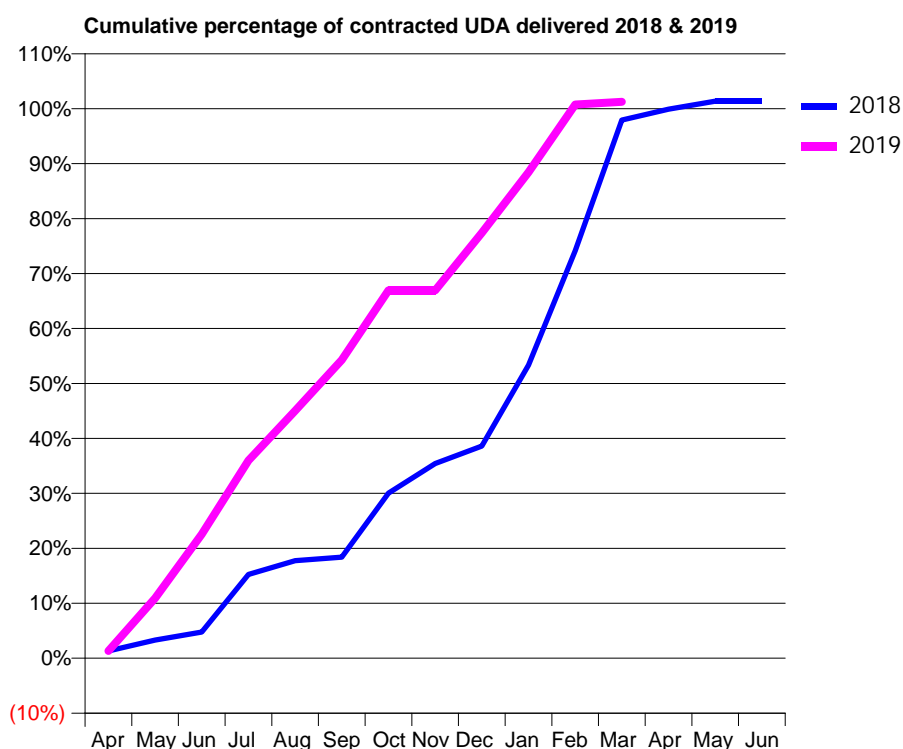
18/19 Contracted general activity (UDA)	761
Carry forward general activity (UDA)	-10
18/19 Contracted orthodontic activity (UOA)	0
Carry forward orthodontic activity (UOA)	0
Baseline contract value	£26,863.54

ACCESS*

Patients seen in 24 months	Total	Change since previous quarter
Quarter ending March 2018	344	
Quarter ending June 2018	350	→
Quarter ending September 2018	356	→
Quarter ending December 2018	357	→
Quarter ending March 2019	332	↓
Variance since March 2018	(3.5%)	↓



ACTIVITY



Month	2018	2019
April	10	10
May	25	83
June	36	172
July	116	274
August	135	343
September	140	413
October	229	509
November	270	509
December	294	589
January	406	673
February	564	767
March	745	771
April	760	
May	771	
June	771	

QUALITY

	Quantity	Base Number	Contract	AT	Region	England
% of FP17s for the same patient ID Re-attending within 3 months - Children	1	50	2.0%	10.3%	11.9%	11.8%
% of FP17s for the same patient ID Re-attending within 3 months - Adults	22	247	8.9%	15.6%	16.9%	15.7%
% of FP17s for the same patient ID Re-attending between 3 & 9 months - Children	4	50	8.0%	49.3%	48.9%	58.9%
% of FP17s for the same patient ID Re-attending between 3 & 9 months - Adults	24	247	9.7%	38.6%	38.9%	50.8%
% of FP17s for Band 1 Urgent Courses	59	290	20.3%	10.3%	10.7%	9.1%
% of FP17s Relating to Free Repair or Replacements	2	290	0.7%	0.6%	0.5%	0.8%
% of FP17s Relating to Continuations	1	290	0.3%	0.9%	0.7%	0.9%
% of Patients satisfied with the dentistry they have received	0	0	N/A	90.5%	89.1%	92.5%
% of Patients satisfied with the time they had to wait for an appointment	0	0	N/A	86.3%	83.1%	87.0%

* This is based on patients treated on this contract for their most recent course of treatment.

Figures in italics indicate the base number of FP17s or Patient Questionnaire responses are less than 100. N/A is shown where the base number of responses is less than 10 during the period. % is calculated as Quantity/Base number*100

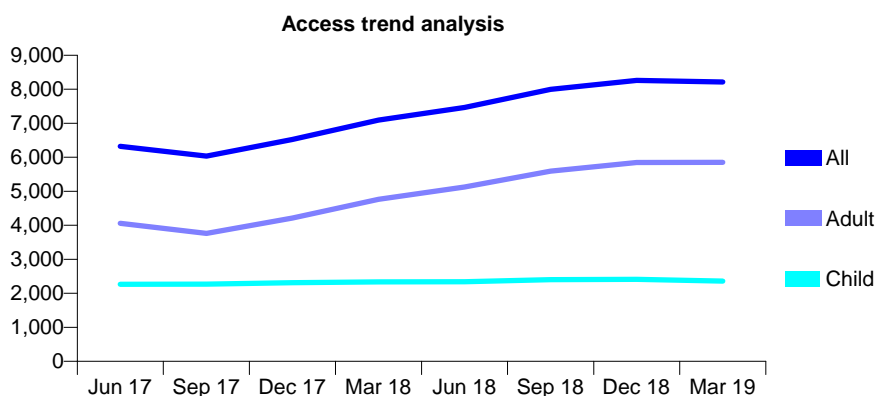
Q63 - Vital Signs At a Glance Contract Report for 341517/0001 - March 2019

Name or company name	MR AR NADJAFI
Contract type name	GDS Contract
Purpose of contract	General
Contract start date	01/04/2006
Contract end date	

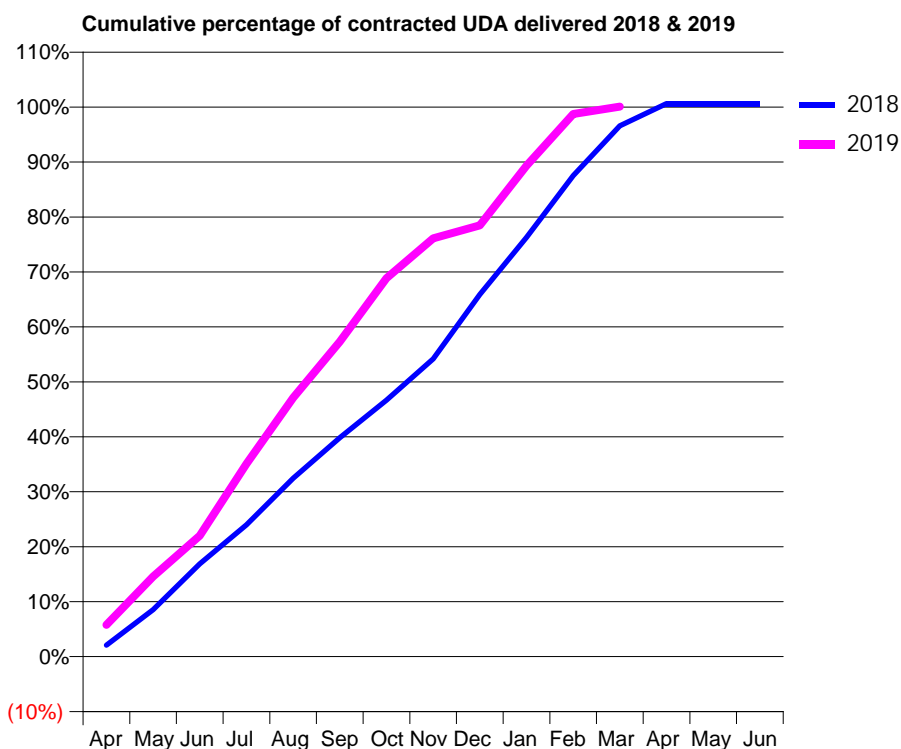
18/19 Contracted general activity (UDA)	22,500
Carry forward general activity (UDA)	-140
18/19 Contracted orthodontic activity (UOA)	0
Carry forward orthodontic activity (UOA)	0
Baseline contract value	£668,475.02

ACCESS*

Patients seen in 24 months	Total	Change since previous quarter
Quarter ending March 2018	7,095	
Quarter ending June 2018	7,465	↑
Quarter ending September 2018	7,997	↑
Quarter ending December 2018	8,262	↑
Quarter ending March 2019	8,214	→
Variance since March 2018	15.8%	↑



ACTIVITY



Month	Adjusted Scheduled Activity (UDA)	
	2018	2019
April	473	1,304
May	1,925	3,279
June	3,799	4,950
July	5,399	7,894
August	7,305	10,602
September	8,965	12,892
October	10,501	15,494
November	12,189	17,123
December	14,825	17,656
January	17,166	20,099
February	19,694	22,217
March	21,727	22,515
April	22,640	
May	22,640	
June	22,640	

QUALITY

	Quantity	Base Number	Contract	AT	Region	England
% of FP17s for the same patient ID Re-attending within 3 months - Children	118	2,350	5.0%	10.3%	11.9%	11.8%
% of FP17s for the same patient ID Re-attending within 3 months - Adults	732	5,746	12.7%	15.6%	16.9%	15.7%
% of FP17s for the same patient ID Re-attending between 3 & 9 months - Children	830	2,350	35.3%	49.3%	48.9%	58.9%
% of FP17s for the same patient ID Re-attending between 3 & 9 months - Adults	1,678	5,746	29.2%	38.6%	38.9%	50.8%
% of FP17s for Band 1 Urgent Courses	511	7,789	6.6%	10.3%	10.7%	9.1%
% of FP17s Relating to Free Repair or Replacements	12	7,789	0.2%	0.6%	0.5%	0.8%
% of FP17s Relating to Continuations	43	7,789	0.6%	0.9%	0.7%	0.9%
% of Patients satisfied with the dentistry they have received	0	0	N/A	90.5%	89.1%	92.5%
% of Patients satisfied with the time they had to wait for an appointment	0	0	N/A	86.3%	83.1%	87.0%

* This is based on patients treated on this contract for their most recent course of treatment. Figures in italics indicate the base number of FP17s or Patient Questionnaire responses are less than 100. N/A is shown where the base number of responses is less than 10 during the period. % is calculated as Quantity/Base number*100

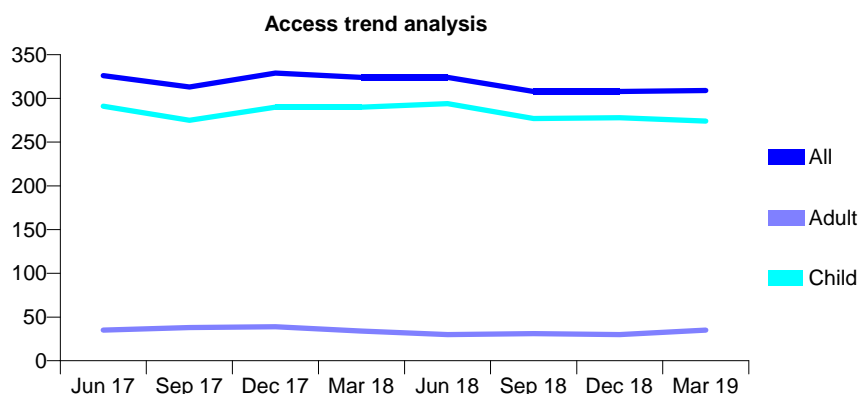
Q63 - Vital Signs At a Glance Contract Report for 342130/0001 - March 2019

Name or company name	MR SA SIMPSON
Contract type name	GDS Contract
Purpose of contract	General
Contract start date	01/04/2006
Contract end date	31/01/2019

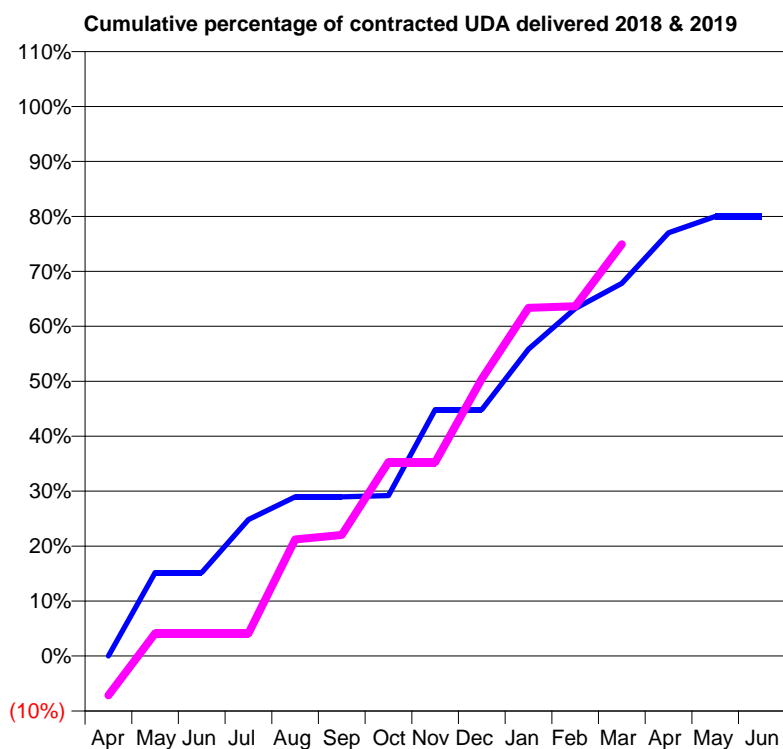
18/19 Contracted general activity (UDA)	363
Carry forward general activity (UDA)	26
18/19 Contracted orthodontic activity (UOA)	0
Carry forward orthodontic activity (UOA)	0
Baseline contract value	£8,923.29

ACCESS*

Patients seen in 24 months	Total	Change since previous quarter
Quarter ending March 2018	324	
Quarter ending June 2018	324	→
Quarter ending September 2018	308	↓
Quarter ending December 2018	308	→
Quarter ending March 2019	309	→
Variance since March 2018	(4.6%)	↓



ACTIVITY



Month	Adjusted Scheduled Activity (UDA)	
	2018	2019
April	0	-26
May	66	15
June	66	15
July	108	15
August	126	77
September	126	80
October	127	128
November	195	128
December	195	183
January	243	230
February	275	231
March	295	272
April	335	
May	348	
June	348	

QUALITY

	Quantity	Base Number	Contract	AT	Region	England
% of FP17s for the same patient ID Re-attending within 3 months - Children	3	297	1.0%	10.3%	11.9%	11.8%
% of FP17s for the same patient ID Re-attending within 3 months - Adults	1	14	7.1%	15.6%	16.9%	15.7%
% of FP17s for the same patient ID Re-attending between 3 & 9 months - Children	134	297	45.1%	49.3%	48.9%	58.9%
% of FP17s for the same patient ID Re-attending between 3 & 9 months - Adults	7	14	50.0%	38.6%	38.9%	50.8%
% of FP17s for Band 1 Urgent Courses	0	276	0.0%	10.3%	10.7%	9.1%
% of FP17s Relating to Free Repair or Replacements	0	276	0.0%	0.6%	0.5%	0.8%
% of FP17s Relating to Continuations	0	276	0.0%	0.9%	0.7%	0.9%
% of Patients satisfied with the dentistry they have received	0	0	N/A	90.5%	89.1%	92.5%
% of Patients satisfied with the time they had to wait for an appointment	0	0	N/A	86.3%	83.1%	87.0%

* This is based on patients treated on this contract for their most recent course of treatment. Figures in italics indicate the base number of FP17s or Patient Questionnaire responses are less than 100. N/A is shown where the base number of responses is less than 10 during the period. % is calculated as Quantity/Base number*100

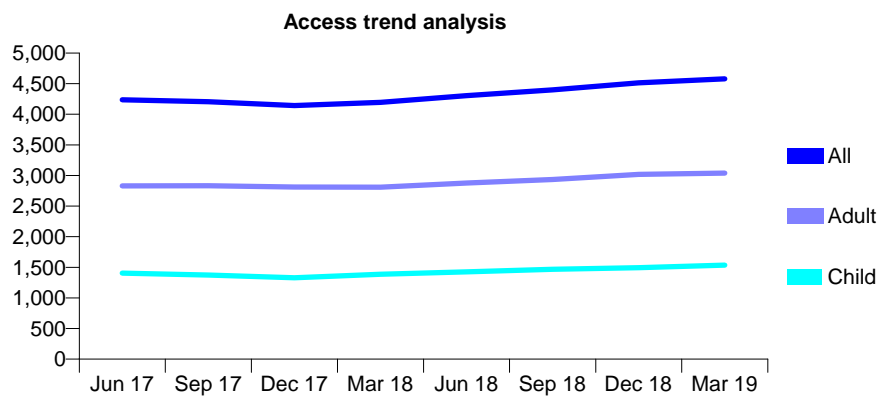
Q63 - Vital Signs At a Glance Contract Report for 345725/0001 - March 2019

Name or company name	DR OO AJANAKU
Contract type name	GDS Contract
Purpose of contract	General
Contract start date	01/04/2006
Contract end date	

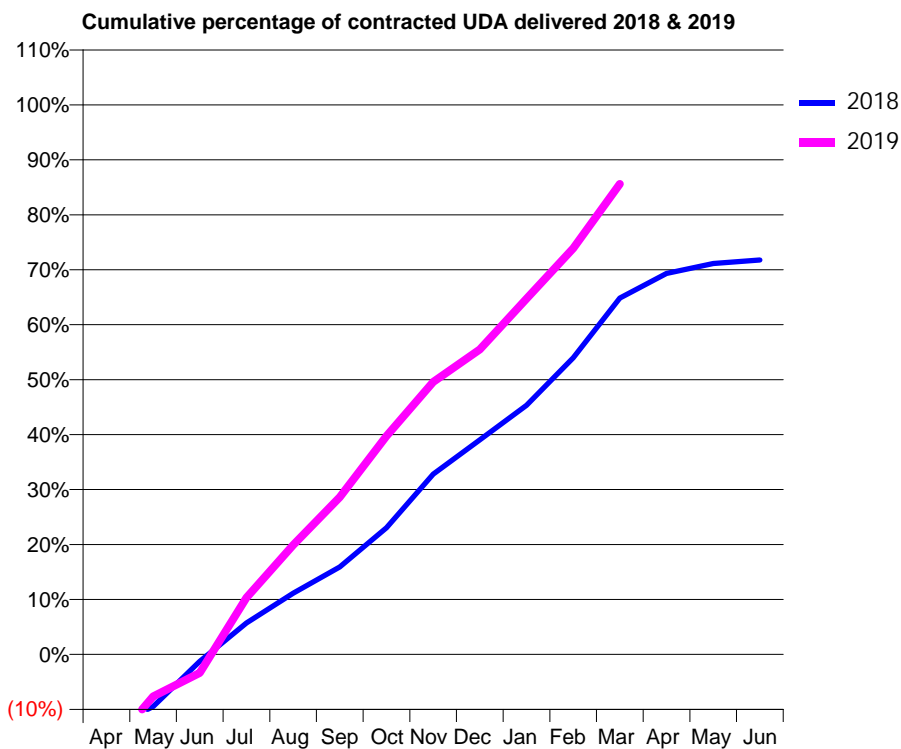
18/19 Contracted general activity (UDA)	13,100
Carry forward general activity (UDA)	2,500
18/19 Contracted orthodontic activity (UOA)	0
Carry forward orthodontic activity (UOA)	0
Baseline contract value	£416,486.30

ACCESS*

Patients seen in 24 months	Total	Change since previous quarter
Quarter ending March 2018	4,195	
Quarter ending June 2018	4,303	↑
Quarter ending September 2018	4,400	↑
Quarter ending December 2018	4,513	↑
Quarter ending March 2019	4,578	→
Variance since March 2018	9.1%	↑



ACTIVITY



Month	Adjusted Scheduled Activity (UDA)	
	2018	2019
April	-1,801	-2,328
May	-1,245	-1,004
June	-169	-443
July	752	1,352
August	1,460	2,609
September	2,085	3,750
October	3,019	5,204
November	4,298	6,496
December	5,114	7,267
January	5,937	8,479
February	7,073	9,681
March	8,493	11,213
April	9,080	
May	9,320	
June	9,401	

QUALITY

	Quantity	Base Number	Contract	AT	Region	England
% of FP17s for the same patient ID Re-attending within 3 months - Children	159	1,773	9.0%	10.3%	11.9%	11.8%
% of FP17s for the same patient ID Re-attending within 3 months - Adults	661	3,340	19.8%	15.6%	16.9%	15.7%
% of FP17s for the same patient ID Re-attending between 3 & 9 months - Children	728	1,773	41.1%	49.3%	48.9%	58.9%
% of FP17s for the same patient ID Re-attending between 3 & 9 months - Adults	875	3,340	26.2%	38.6%	38.9%	50.8%
% of FP17s for Band 1 Urgent Courses	449	4,867	9.2%	10.3%	10.7%	9.1%
% of FP17s Relating to Free Repair or Replacements	28	4,867	0.6%	0.6%	0.5%	0.8%
% of FP17s Relating to Continuations	52	4,867	1.1%	0.9%	0.7%	0.9%
% of Patients satisfied with the dentistry they have received	0	0	N/A	90.5%	89.1%	92.5%
% of Patients satisfied with the time they had to wait for an appointment	0	0	N/A	86.3%	83.1%	87.0%

* This is based on patients treated on this contract for their most recent course of treatment. Figures in italics indicate the base number of FP17s or Patient Questionnaire responses are less than 100. N/A is shown where the base number of responses is less than 10 during the period. % is calculated as Quantity/Base number*100

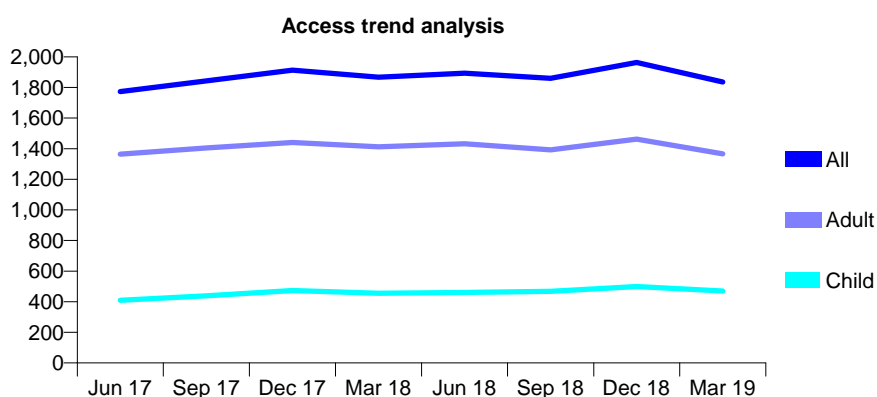
Q63 - Vital Signs At a Glance Contract Report for 346268/0001 - March 2019

Name or company name	MR M NEKOUJ
Contract type name	GDS Contract
Purpose of contract	General
Contract start date	01/04/2006
Contract end date	

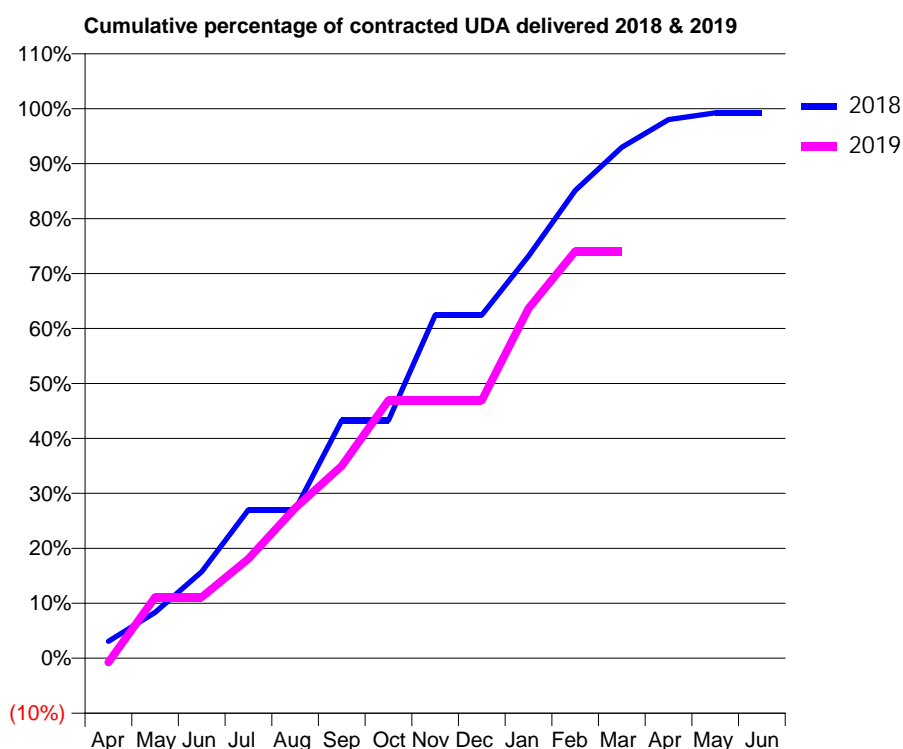
18/19 Contracted general activity (UDA)	4,910
Carry forward general activity (UDA)	37
18/19 Contracted orthodontic activity (UOA)	0
Carry forward orthodontic activity (UOA)	0
Baseline contract value	£137,918.28

ACCESS*

Patients seen in 24 months	Total	Change since previous quarter
Quarter ending March 2018	1,867	
Quarter ending June 2018	1,893	→
Quarter ending September 2018	1,860	↓
Quarter ending December 2018	1,963	↑
Quarter ending March 2019	1,836	↓
Variance since March 2018	(1.7%)	↓



ACTIVITY



Month	2018	2019
April	151	-37
May	409	547
June	772	547
July	1,327	889
August	1,327	1,343
September	2,125	1,718
October	2,125	2,305
November	3,066	2,305
December	3,066	2,305
January	3,593	3,125
February	4,179	3,636
March	4,565	3,636
April	4,812	
May	4,873	
June	4,873	

QUALITY

	Quantity	Base Number	Contract	AT	Region	England
% of FP17s for the same patient ID Re-attending within 3 months - Children	14	387	3.6%	10.3%	11.9%	11.8%
% of FP17s for the same patient ID Re-attending within 3 months - Adults	39	1,031	3.8%	15.6%	16.9%	15.7%
% of FP17s for the same patient ID Re-attending between 3 & 9 months - Children	95	387	24.5%	49.3%	48.9%	58.9%
% of FP17s for the same patient ID Re-attending between 3 & 9 months - Adults	246	1,031	23.9%	38.6%	38.9%	50.8%
% of FP17s for Band 1 Urgent Courses	93	1,310	7.1%	10.3%	10.7%	9.1%
% of FP17s Relating to Free Repair or Replacements	0	1,310	0.0%	0.6%	0.5%	0.8%
% of FP17s Relating to Continuations	9	1,310	0.7%	0.9%	0.7%	0.9%
% of Patients satisfied with the dentistry they have received	1	1	N/A	90.5%	89.1%	92.5%
% of Patients satisfied with the time they had to wait for an appointment	0	1	N/A	86.3%	83.1%	87.0%

* This is based on patients treated on this contract for their most recent course of treatment. Figures in italics indicate the base number of FP17s or Patient Questionnaire responses are less than 100. N/A is shown where the base number of responses is less than 10 during the period. % is calculated as Quantity/Base number*100

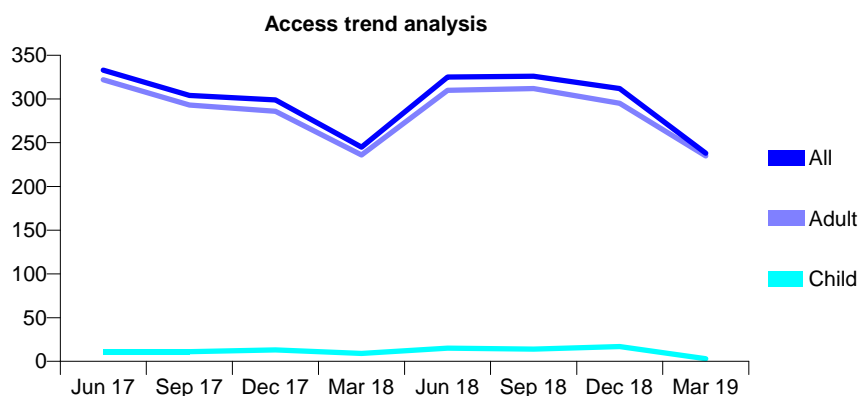
Q63 - Vital Signs At a Glance Contract Report for 354325/0003 - March 2019

Name or company name	MS VN EGEMONYE
Contract type name	PDS Contract
Purpose of contract	General
Contract start date	28/03/2011
Contract end date	31/03/2019

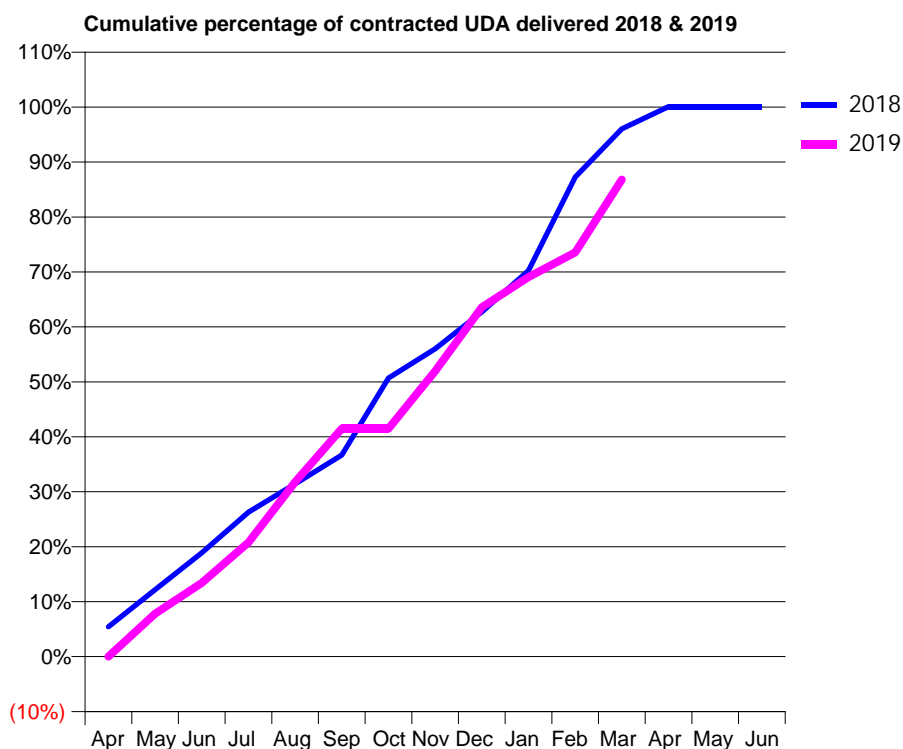
18/19 Contracted general activity (UDA)	1,164
Carry forward general activity (UDA)	0
18/19 Contracted orthodontic activity (UOA)	0
Carry forward orthodontic activity (UOA)	0
Baseline contract value	£63,030.84

ACCESS*

Patients seen in 24 months	Total	Change since previous quarter
Quarter ending March 2018	245	
Quarter ending June 2018	325	↑
Quarter ending September 2018	326	→
Quarter ending December 2018	312	↓
Quarter ending March 2019	238	↓
Variance since March 2018	(2.9%)	↓



ACTIVITY



Month	Adjusted Scheduled Activity (UDA)	
	2018	2019
April	63	0
May	142	91
June	220	156
July	306	242
August	366	370
September	427	483
October	590	483
November	652	605
December	730	740
January	818	804
February	1,016	856
March	1,118	1,010
April	1,165	
May	1,165	
June	1,165	

QUALITY

	Quantity	Base Number	Contract	AT	Region	England
% of FP17s for the same patient ID Re-attending within 3 months - Children	0	16	0.0%	10.3%	11.9%	11.8%
% of FP17s for the same patient ID Re-attending within 3 months - Adults	2	261	0.8%	15.6%	16.9%	15.7%
% of FP17s for the same patient ID Re-attending between 3 & 9 months - Children	0	16	0.0%	49.3%	48.9%	58.9%
% of FP17s for the same patient ID Re-attending between 3 & 9 months - Adults	2	261	0.8%	38.6%	38.9%	50.8%
% of FP17s for Band 1 Urgent Courses	1	258	0.4%	10.3%	10.7%	9.1%
% of FP17s Relating to Free Repair or Replacements	0	258	0.0%	0.6%	0.5%	0.8%
% of FP17s Relating to Continuations	0	258	0.0%	0.9%	0.7%	0.9%
% of Patients satisfied with the dentistry they have received	0	0	N/A	90.5%	89.1%	92.5%
% of Patients satisfied with the time they had to wait for an appointment	0	0	N/A	86.3%	83.1%	87.0%

* This is based on patients treated on this contract for their most recent course of treatment. Figures in italics indicate the base number of FP17s or Patient Questionnaire responses are less than 100. N/A is shown where the base number of responses is less than 10 during the period. % is calculated as Quantity/Base number*100

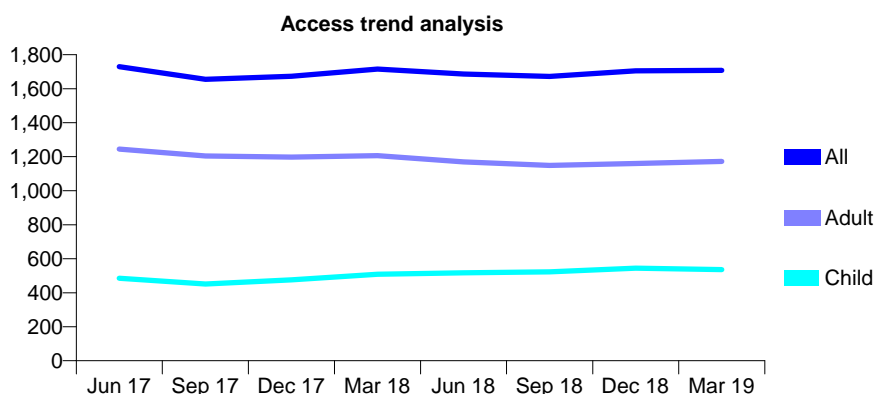
Q63 - Vital Signs At a Glance Contract Report for 360341/0001 - March 2019

Name or company name	MS O SADIQ
Contract type name	GDS Contract
Purpose of contract	General
Contract start date	01/06/2013
Contract end date	

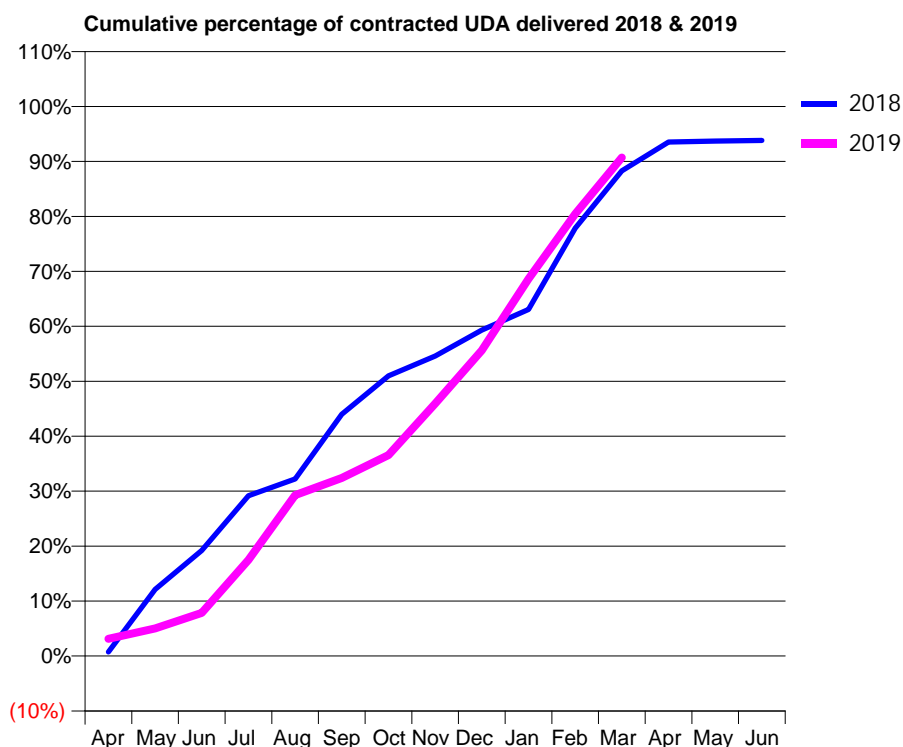
18/19 Contracted general activity (UDA)	4,700
Carry forward general activity (UDA)	0
18/19 Contracted orthodontic activity (UOA)	0
Carry forward orthodontic activity (UOA)	0
Baseline contract value	£163,840.24

ACCESS*

Patients seen in 24 months	Total	Change since previous quarter
Quarter ending March 2018	1,715	
Quarter ending June 2018	1,686	↓
Quarter ending September 2018	1,672	→
Quarter ending December 2018	1,705	→
Quarter ending March 2019	1,708	→
Variance since March 2018	(0.4%)	→



ACTIVITY



Month	Adjusted Scheduled Activity (UDA)	
	2018	2019
April	35	147
May	571	236
June	903	369
July	1,370	821
August	1,515	1,376
September	2,067	1,523
October	2,396	1,718
November	2,566	2,160
December	2,788	2,614
January	2,964	3,226
February	3,659	3,782
March	4,148	4,262
April	4,396	
May	4,404	
June	4,410	

QUALITY

	Quantity	Base Number	Contract	AT	Region	England
% of FP17s for the same patient ID Re-attending within 3 months - Children	47	601	7.8%	10.3%	11.9%	11.8%
% of FP17s for the same patient ID Re-attending within 3 months - Adults	201	1,242	16.2%	15.6%	16.9%	15.7%
% of FP17s for the same patient ID Re-attending between 3 & 9 months - Children	226	601	37.6%	49.3%	48.9%	58.9%
% of FP17s for the same patient ID Re-attending between 3 & 9 months - Adults	396	1,242	31.9%	38.6%	38.9%	50.8%
% of FP17s for Band 1 Urgent Courses	68	1,761	3.9%	10.3%	10.7%	9.1%
% of FP17s Relating to Free Repair or Replacements	26	1,761	1.5%	0.6%	0.5%	0.8%
% of FP17s Relating to Continuations	86	1,761	4.9%	0.9%	0.7%	0.9%
% of Patients satisfied with the dentistry they have received	0	0	N/A	90.5%	89.1%	92.5%
% of Patients satisfied with the time they had to wait for an appointment	0	0	N/A	86.3%	83.1%	87.0%

* This is based on patients treated on this contract for their most recent course of treatment. Figures in italics indicate the base number of FP17s or Patient Questionnaire responses are less than 100. N/A is shown where the base number of responses is less than 10 during the period. % is calculated as Quantity/Base number*100

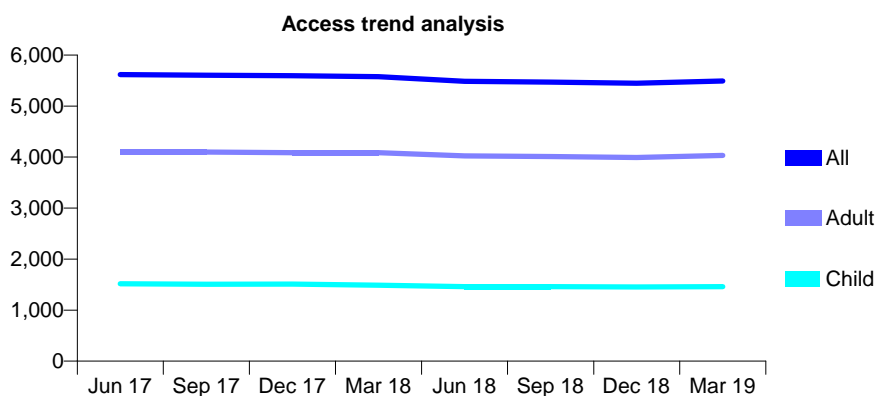
Q63 - Vital Signs At a Glance Contract Report for 361534/0001 - March 2019

Name or company name	MR R JETHA
Contract type name	GDS Contract
Purpose of contract	General
Contract start date	01/02/2011
Contract end date	

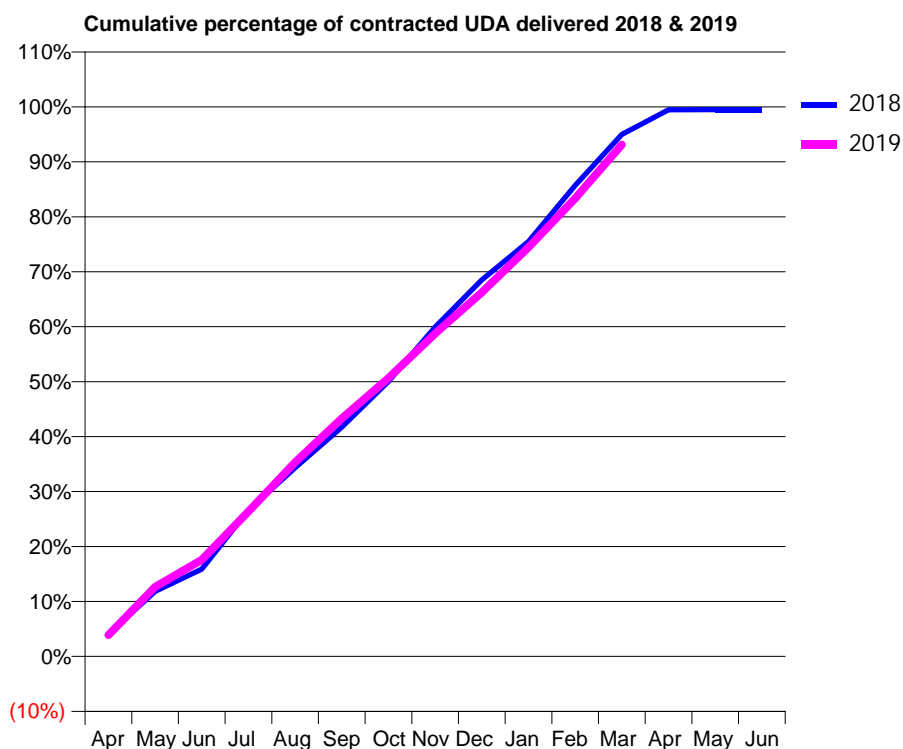
18/19 Contracted general activity (UDA)	12,069
Carry forward general activity (UDA)	62
18/19 Contracted orthodontic activity (UOA)	0
Carry forward orthodontic activity (UOA)	0
Baseline contract value	£277,996.24

ACCESS*

Patients seen in 24 months	Total	Change since previous quarter
Quarter ending March 2018	5,576	
Quarter ending June 2018	5,485	↓
Quarter ending September 2018	5,470	→
Quarter ending December 2018	5,446	→
Quarter ending March 2019	5,492	→
Variance since March 2018	(1.5%)	↓



ACTIVITY



Month	2018	2019
April	490	469
May	1,431	1,528
June	1,916	2,123
July	3,213	3,183
August	4,145	4,265
September	5,035	5,226
October	6,040	6,113
November	7,237	7,092
December	8,269	7,994
January	9,113	8,983
February	10,345	10,063
March	11,466	11,240
April	12,004	
May	12,007	
June	12,007	

QUALITY

	Quantity	Base Number	Contract	AT	Region	England
% of FP17s for the same patient ID Re-attending within 3 months - Children	147	2,436	6.0%	10.3%	11.9%	11.8%
% of FP17s for the same patient ID Re-attending within 3 months - Adults	855	5,591	15.3%	15.6%	16.9%	15.7%
% of FP17s for the same patient ID Re-attending between 3 & 9 months - Children	1,669	2,436	68.5%	49.3%	48.9%	58.9%
% of FP17s for the same patient ID Re-attending between 3 & 9 months - Adults	2,882	5,591	51.5%	38.6%	38.9%	50.8%
% of FP17s for Band 1 Urgent Courses	602	6,684	9.0%	10.3%	10.7%	9.1%
% of FP17s Relating to Free Repair or Replacements	56	6,684	0.8%	0.6%	0.5%	0.8%
% of FP17s Relating to Continuations	26	6,684	0.4%	0.9%	0.7%	0.9%
% of Patients satisfied with the dentistry they have received	1	1	N/A	90.5%	89.1%	92.5%
% of Patients satisfied with the time they had to wait for an appointment	1	1	N/A	86.3%	83.1%	87.0%

* This is based on patients treated on this contract for their most recent course of treatment. Figures in italics indicate the base number of FP17s or Patient Questionnaire responses are less than 100. N/A is shown where the base number of responses is less than 10 during the period. % is calculated as Quantity/Base number*100

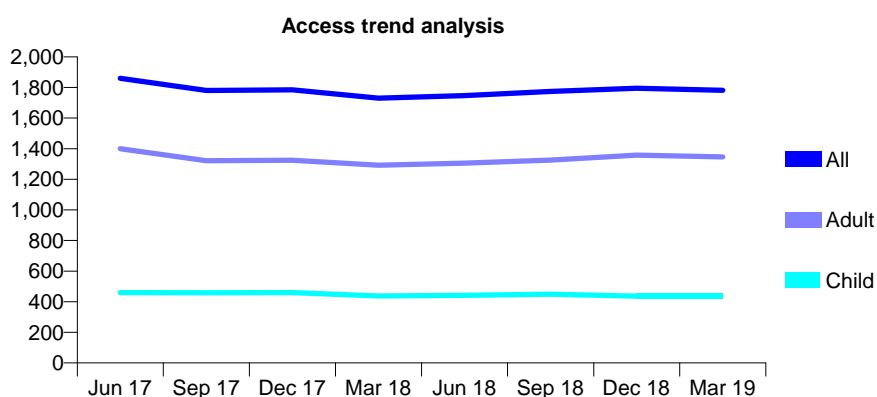
Q63 - Vital Signs At a Glance Contract Report for 381608/0002 - March 2019

Name or company name	Battersea Bridge Dental Practice
Contract type name	GDS Contract
Purpose of contract	General
Contract start date	02/10/2008
Contract end date	

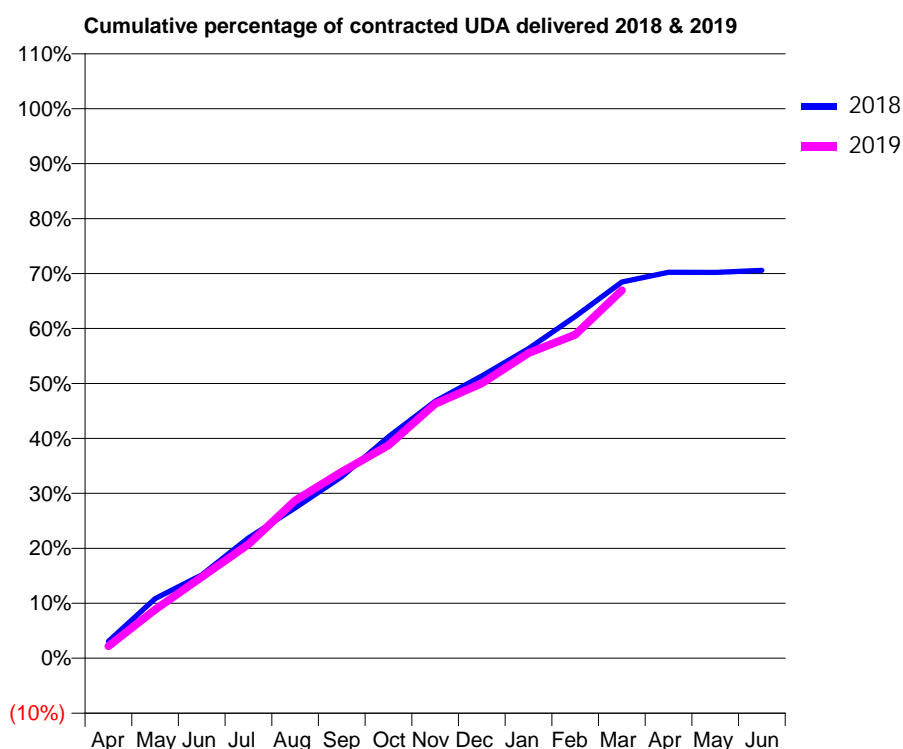
18/19 Contracted general activity (UDA)	9,674
Carry forward general activity (UDA)	0
18/19 Contracted orthodontic activity (UOA)	0
Carry forward orthodontic activity (UOA)	0
Baseline contract value	£265,566.95

ACCESS*

Patients seen in 24 months	Total	Change since previous quarter
Quarter ending March 2018	1,730	
Quarter ending June 2018	1,747	→
Quarter ending September 2018	1,774	→
Quarter ending December 2018	1,795	→
Quarter ending March 2019	1,782	→
Variance since March 2018	3.0%	↑



ACTIVITY



Adjusted Scheduled Activity (UDA)		
Month	2018	2019
April	296	213
May	1,049	855
June	1,467	1,430
July	2,116	2,003
August	2,646	2,776
September	3,197	3,281
October	3,899	3,747
November	4,523	4,479
December	4,968	4,839
January	5,450	5,371
February	6,015	5,693
March	6,622	6,476
April	6,792	
May	6,790	
June	6,827	

QUALITY

	Quantity	Base Number	Contract	AT	Region	England
% of FP17s for the same patient ID Re-attending within 3 months - Children	46	578	8.0%	10.3%	11.9%	11.8%
% of FP17s for the same patient ID Re-attending within 3 months - Adults	376	1,731	21.7%	15.6%	16.9%	15.7%
% of FP17s for the same patient ID Re-attending between 3 & 9 months - Children	297	578	51.4%	49.3%	48.9%	58.9%
% of FP17s for the same patient ID Re-attending between 3 & 9 months - Adults	635	1,731	36.7%	38.6%	38.9%	50.8%
% of FP17s for Band 1 Urgent Courses	316	2,209	14.3%	10.3%	10.7%	9.1%
% of FP17s Relating to Free Repair or Replacements	14	2,209	0.6%	0.6%	0.5%	0.8%
% of FP17s Relating to Continuations	1	2,209	0.0%	0.9%	0.7%	0.9%
% of Patients satisfied with the dentistry they have received	1	1	N/A	90.5%	89.1%	92.5%
% of Patients satisfied with the time they had to wait for an appointment	1	1	N/A	86.3%	83.1%	87.0%

* This is based on patients treated on this contract for their most recent course of treatment.

Figures in italics indicate the base number of FP17s or Patient Questionnaire responses are less than 100. N/A is shown where the base number of responses is less than 10 during the period. % is calculated as Quantity/Base number*100

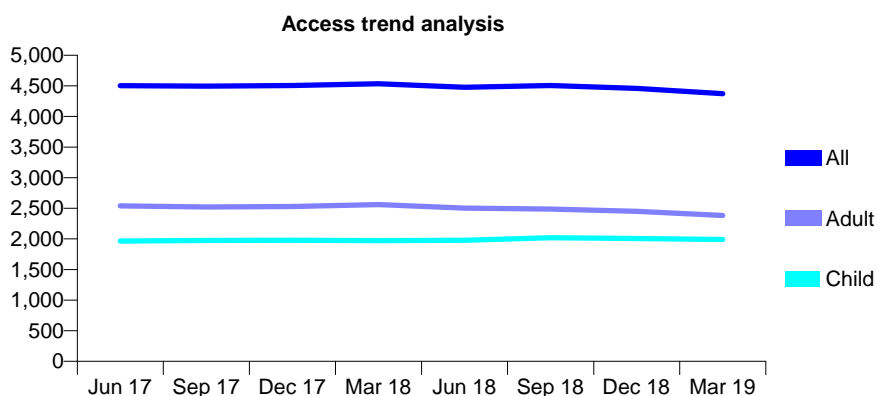
Q63 - Vital Signs At a Glance Contract Report for 390364/0001 - March 2019

Name or company name	Dr Bandlish and Associates
Contract type name	GDS Contract
Purpose of contract	General
Contract start date	01/04/2006
Contract end date	

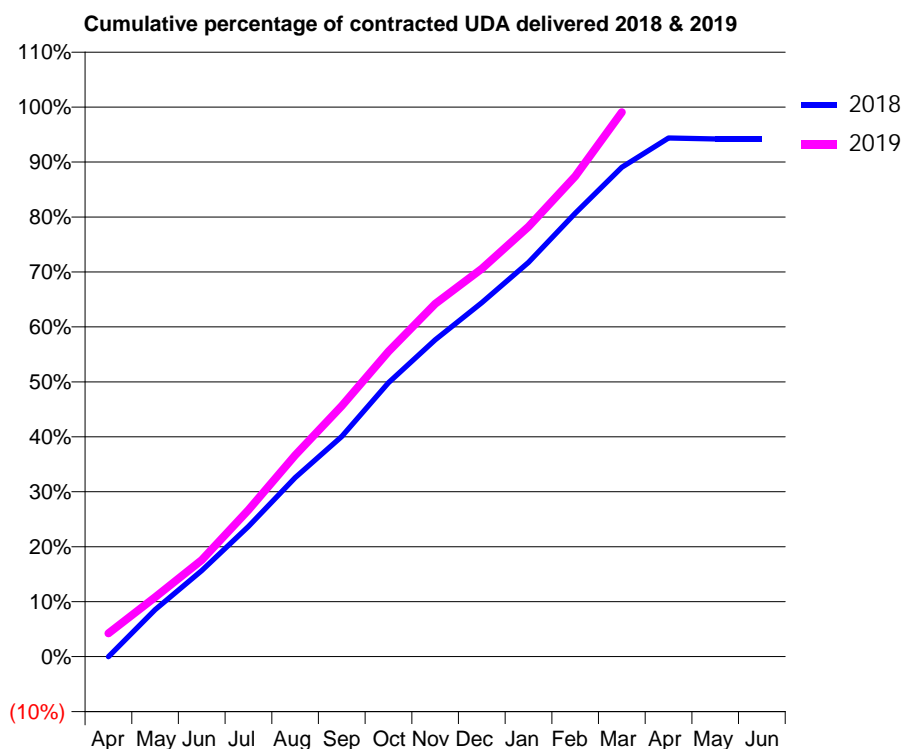
18/19 Contracted general activity (UDA)	13,432
Carry forward general activity (UDA)	0
18/19 Contracted orthodontic activity (UOA)	0
Carry forward orthodontic activity (UOA)	0
Baseline contract value	£350,912.57

ACCESS*

Patients seen in 24 months	Total	Change since previous quarter
Quarter ending March 2018	4,534	
Quarter ending June 2018	4,479	↓
Quarter ending September 2018	4,507	→
Quarter ending December 2018	4,459	↓
Quarter ending March 2019	4,374	↓
Variance since March 2018	(3.5%)	↓



ACTIVITY



Month	Adjusted Scheduled Activity (UDA)	
	2018	2019
April	-4	570
May	1,150	1,451
June	2,103	2,363
July	3,184	3,586
August	4,375	4,923
September	5,379	6,129
October	6,695	7,459
November	7,742	8,625
December	8,654	9,479
January	9,638	10,510
February	10,836	11,744
March	11,962	13,304
April	12,674	
May	12,653	
June	12,653	

QUALITY

	Quantity	Base Number	Contract	AT	Region	England
% of FP17s for the same patient ID Re-attending within 3 months - Children	155	2,632	5.9%	10.3%	11.9%	11.8%
% of FP17s for the same patient ID Re-attending within 3 months - Adults	441	2,920	15.1%	15.6%	16.9%	15.7%
% of FP17s for the same patient ID Re-attending between 3 & 9 months - Children	1,318	2,632	50.1%	49.3%	48.9%	58.9%
% of FP17s for the same patient ID Re-attending between 3 & 9 months - Adults	1,350	2,920	46.2%	38.6%	38.9%	50.8%
% of FP17s for Band 1 Urgent Courses	431	5,348	8.1%	10.3%	10.7%	9.1%
% of FP17s Relating to Free Repair or Replacements	18	5,348	0.3%	0.6%	0.5%	0.8%
% of FP17s Relating to Continuations	15	5,348	0.3%	0.9%	0.7%	0.9%
% of Patients satisfied with the dentistry they have received	1	1	N/A	90.5%	89.1%	92.5%
% of Patients satisfied with the time they had to wait for an appointment	0	1	N/A	86.3%	83.1%	87.0%

* This is based on patients treated on this contract for their most recent course of treatment. Figures in italics indicate the base number of FP17s or Patient Questionnaire responses are less than 100. N/A is shown where the base number of responses is less than 10 during the period. % is calculated as Quantity/Base number*100

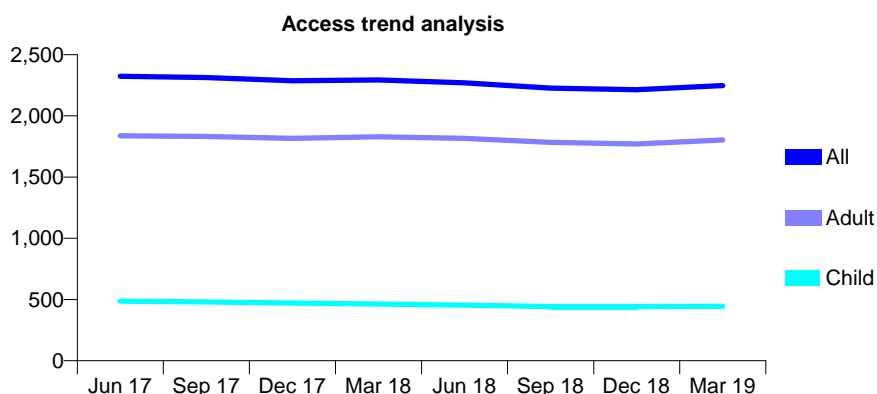
Q63 - Vital Signs At a Glance Contract Report for 394653/0001 - March 2019

Name or company name	MR FE DARTFORD
Contract type name	GDS Contract
Purpose of contract	General
Contract start date	01/05/2007
Contract end date	

18/19 Contracted general activity (UDA)	6,963
Carry forward general activity (UDA)	0
18/19 Contracted orthodontic activity (UOA)	0
Carry forward orthodontic activity (UOA)	0
Baseline contract value	£157,060.72

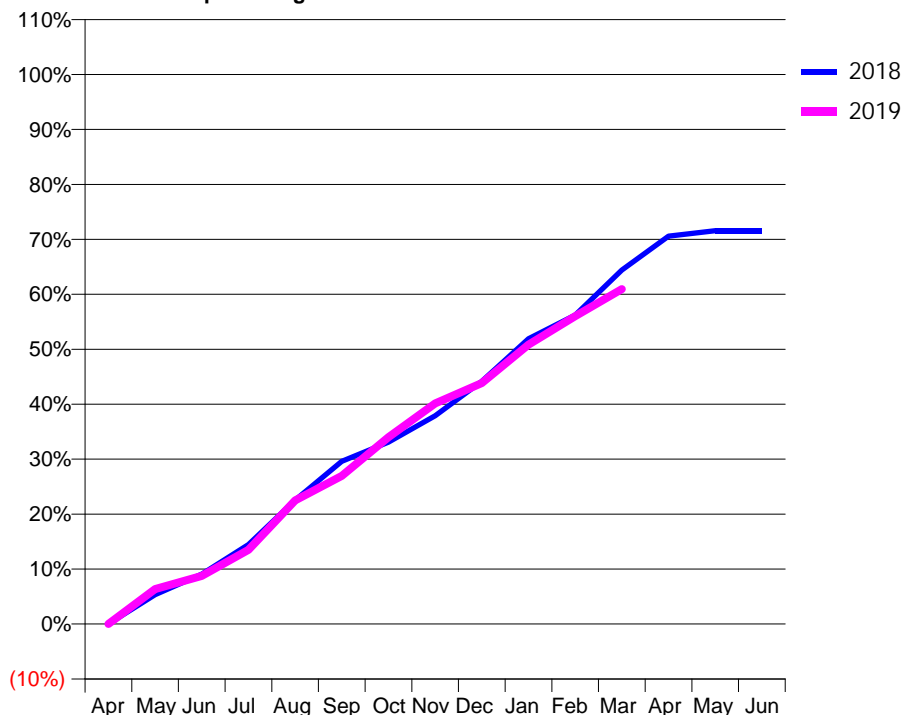
ACCESS*

Patients seen in 24 months	Total	Change since previous quarter
Quarter ending March 2018	2,294	
Quarter ending June 2018	2,270	↓
Quarter ending September 2018	2,227	↓
Quarter ending December 2018	2,214	→
Quarter ending March 2019	2,248	→
Variance since March 2018	(2.0%)	↓



ACTIVITY

Cumulative percentage of contracted UDA delivered 2018 & 2019



Adjusted Scheduled Activity (UDA)

Month	2018	2019
April	0	0
May	372	444
June	632	610
July	1,008	940
August	1,570	1,567
September	2,060	1,877
October	2,304	2,367
November	2,638	2,796
December	3,075	3,052
January	3,615	3,540
February	3,914	3,901
March	4,483	4,243
April	4,914	
May	4,984	
June	4,984	

QUALITY

	Quantity	Base Number	Contract	AT	Region	England
% of FP17s for the same patient ID Re-attending within 3 months - Children	27	505	5.3%	10.3%	11.9%	11.8%
% of FP17s for the same patient ID Re-attending within 3 months - Adults	165	1,868	8.8%	15.6%	16.9%	15.7%
% of FP17s for the same patient ID Re-attending between 3 & 9 months - Children	216	505	42.8%	49.3%	48.9%	58.9%
% of FP17s for the same patient ID Re-attending between 3 & 9 months - Adults	797	1,868	42.7%	38.6%	38.9%	50.8%
% of FP17s for Band 1 Urgent Courses	71	2,126	3.3%	10.3%	10.7%	9.1%
% of FP17s Relating to Free Repair or Replacements	2	2,126	0.1%	0.6%	0.5%	0.8%
% of FP17s Relating to Continuations	18	2,126	0.8%	0.9%	0.7%	0.9%
% of Patients satisfied with the dentistry they have received	2	2	N/A	90.5%	89.1%	92.5%
% of Patients satisfied with the time they had to wait for an appointment	1	2	N/A	86.3%	83.1%	87.0%

* This is based on patients treated on this contract for their most recent course of treatment.

Figures in italics indicate the base number of FP17s or Patient Questionnaire responses are less than 100. N/A is shown where the base number of responses is less than 10 during the period. % is calculated as Quantity/Base number*100

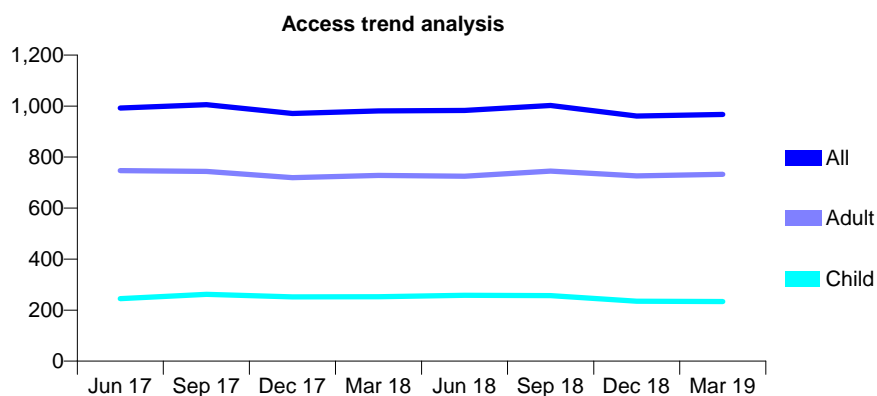
Q63 - Vital Signs At a Glance Contract Report for 395234/0001 - March 2019

Name or company name	MR MZ SHEIKH
Contract type name	GDS Contract
Purpose of contract	General
Contract start date	01/04/2006
Contract end date	

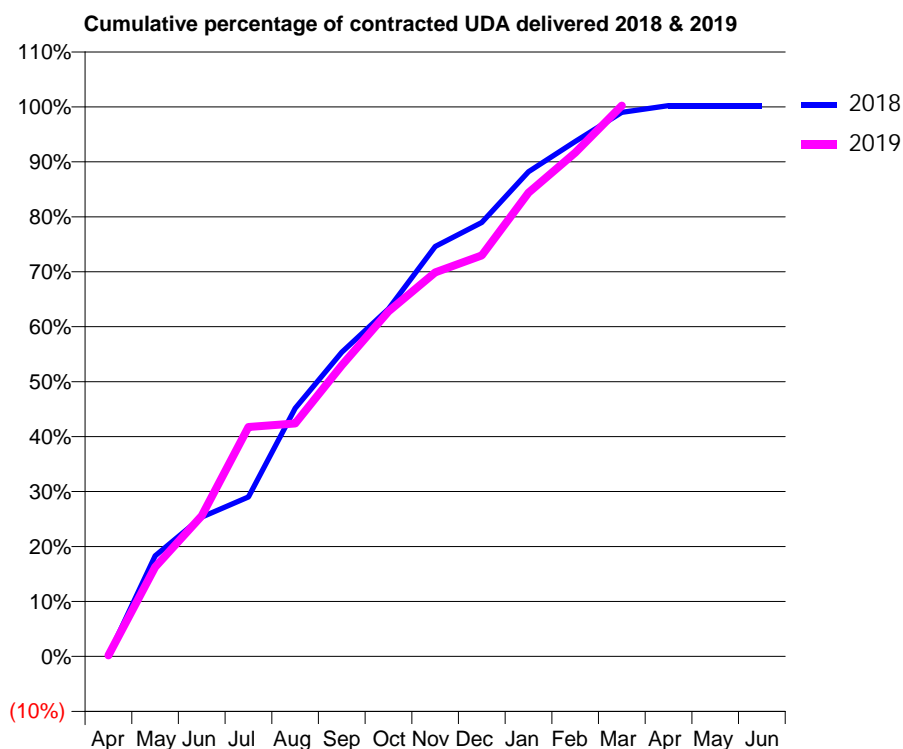
18/19 Contracted general activity (UDA)	2,888
Carry forward general activity (UDA)	-6
18/19 Contracted orthodontic activity (UOA)	0
Carry forward orthodontic activity (UOA)	0
Baseline contract value	£106,270.41

ACCESS*

Patients seen in 24 months	Total	Change since previous quarter
Quarter ending March 2018	981	
Quarter ending June 2018	983	→
Quarter ending September 2018	1,002	→
Quarter ending December 2018	961	↓
Quarter ending March 2019	967	→
Variance since March 2018	(1.4%)	↓



ACTIVITY



Month	Adjusted Scheduled Activity (UDA)	
	2018	2019
April	5	6
May	529	470
June	732	739
July	838	1,206
August	1,304	1,224
September	1,598	1,529
October	1,827	1,812
November	2,154	2,018
December	2,281	2,107
January	2,547	2,437
February	2,706	2,647
March	2,859	2,894
April	2,894	
May	2,894	
June	2,894	

QUALITY

	Quantity	Base Number	Contract	AT	Region	England
% of FP17s for the same patient ID Re-attending within 3 months - Children	14	218	6.4%	10.3%	11.9%	11.8%
% of FP17s for the same patient ID Re-attending within 3 months - Adults	67	652	10.3%	15.6%	16.9%	15.7%
% of FP17s for the same patient ID Re-attending between 3 & 9 months - Children	58	218	26.6%	49.3%	48.9%	58.9%
% of FP17s for the same patient ID Re-attending between 3 & 9 months - Adults	159	652	24.4%	38.6%	38.9%	50.8%
% of FP17s for Band 1 Urgent Courses	45	853	5.3%	10.3%	10.7%	9.1%
% of FP17s Relating to Free Repair or Replacements	11	853	1.3%	0.6%	0.5%	0.8%
% of FP17s Relating to Continuations	13	853	1.5%	0.9%	0.7%	0.9%
% of Patients satisfied with the dentistry they have received	0	0	N/A	90.5%	89.1%	92.5%
% of Patients satisfied with the time they had to wait for an appointment	0	0	N/A	86.3%	83.1%	87.0%

* This is based on patients treated on this contract for their most recent course of treatment.

Figures in italics indicate the base number of FP17s or Patient Questionnaire responses are less than 100. N/A is shown where the base number of responses is less than 10 during the period. % is calculated as Quantity/Base number*100

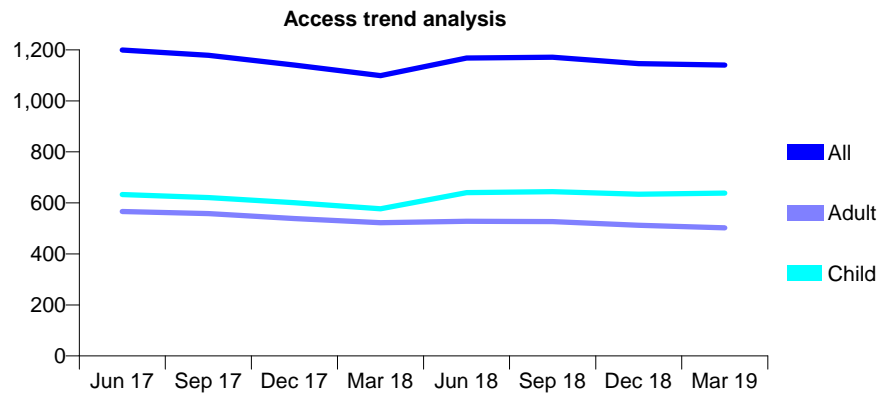
Q63 - Vital Signs At a Glance Contract Report for 395668/0001 - March 2019

Name or company name	Balham Lodge Practice
Contract type name	GDS Contract
Purpose of contract	General
Contract start date	01/04/2006
Contract end date	

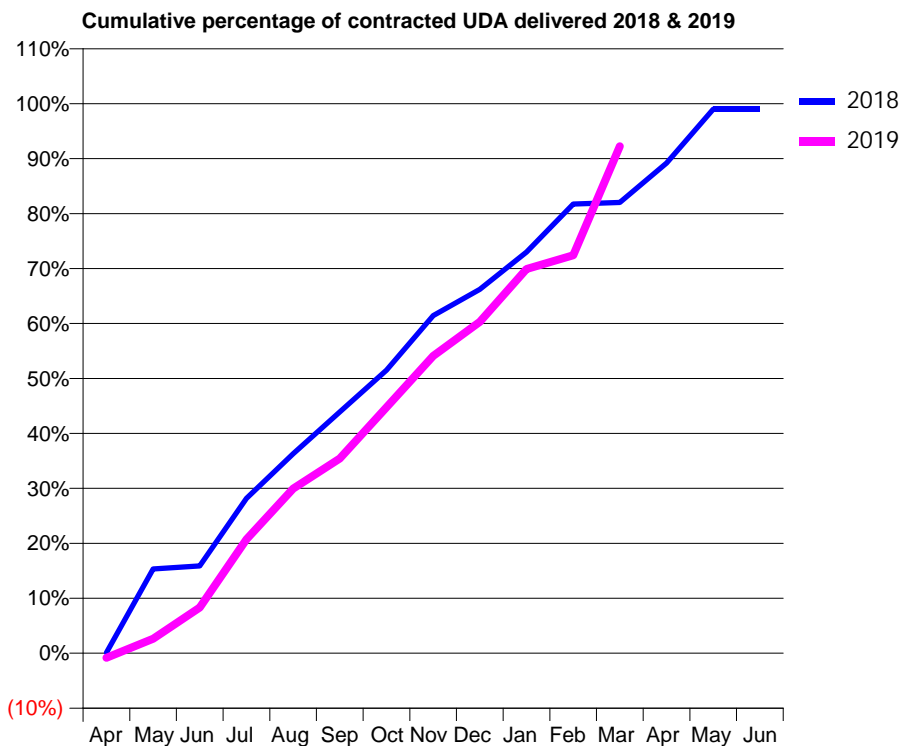
18/19 Contracted general activity (UDA)	3,856
Carry forward general activity (UDA)	39
18/19 Contracted orthodontic activity (UOA)	0
Carry forward orthodontic activity (UOA)	0
Baseline contract value	£113,595.15

ACCESS*

Patients seen in 24 months	Total	Change since previous quarter
Quarter ending March 2018	1,099	
Quarter ending June 2018	1,168	↑
Quarter ending September 2018	1,171	→
Quarter ending December 2018	1,146	↓
Quarter ending March 2019	1,140	→
Variance since March 2018	3.7%	↑



ACTIVITY



Adjusted Scheduled Activity (UDA)		
Month	2018	2019
April	4	-32
May	591	102
June	612	320
July	1,087	799
August	1,399	1,155
September	1,693	1,366
October	1,986	1,725
November	2,369	2,087
December	2,554	2,325
January	2,815	2,696
February	3,152	2,793
March	3,162	3,557
April	3,439	
May	3,817	
June	3,817	

QUALITY

	Quantity	Base Number	Contract	AT	Region	England
% of FP17s for the same patient ID Re-attending within 3 months - Children	60	807	7.4%	10.3%	11.9%	11.8%
% of FP17s for the same patient ID Re-attending within 3 months - Adults	124	567	21.9%	15.6%	16.9%	15.7%
% of FP17s for the same patient ID Re-attending between 3 & 9 months - Children	280	807	34.7%	49.3%	48.9%	58.9%
% of FP17s for the same patient ID Re-attending between 3 & 9 months - Adults	155	567	27.3%	38.6%	38.9%	50.8%
% of FP17s for Band 1 Urgent Courses	171	1,182	14.5%	10.3%	10.7%	9.1%
% of FP17s Relating to Free Repair or Replacements	3	1,182	0.3%	0.6%	0.5%	0.8%
% of FP17s Relating to Continuations	4	1,182	0.3%	0.9%	0.7%	0.9%
% of Patients satisfied with the dentistry they have received	0	0	N/A	90.5%	89.1%	92.5%
% of Patients satisfied with the time they had to wait for an appointment	0	0	N/A	86.3%	83.1%	87.0%

* This is based on patients treated on this contract for their most recent course of treatment. Figures in italics indicate the base number of FP17s or Patient Questionnaire responses are less than 100. N/A is shown where the base number of responses is less than 10 during the period. % is calculated as Quantity/Base number*100

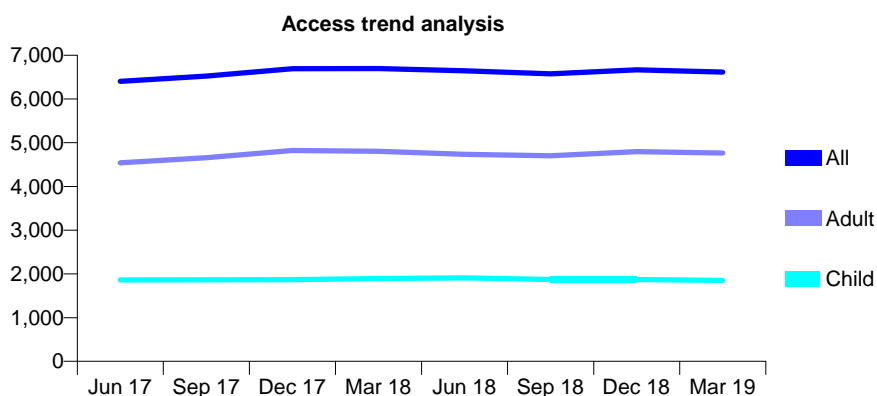
Q63 - Vital Signs At a Glance Contract Report for 397717/0001 - March 2019

Name or company name	MR R KARDEL-TABAR
Contract type name	GDS Contract
Purpose of contract	General
Contract start date	01/08/2008
Contract end date	

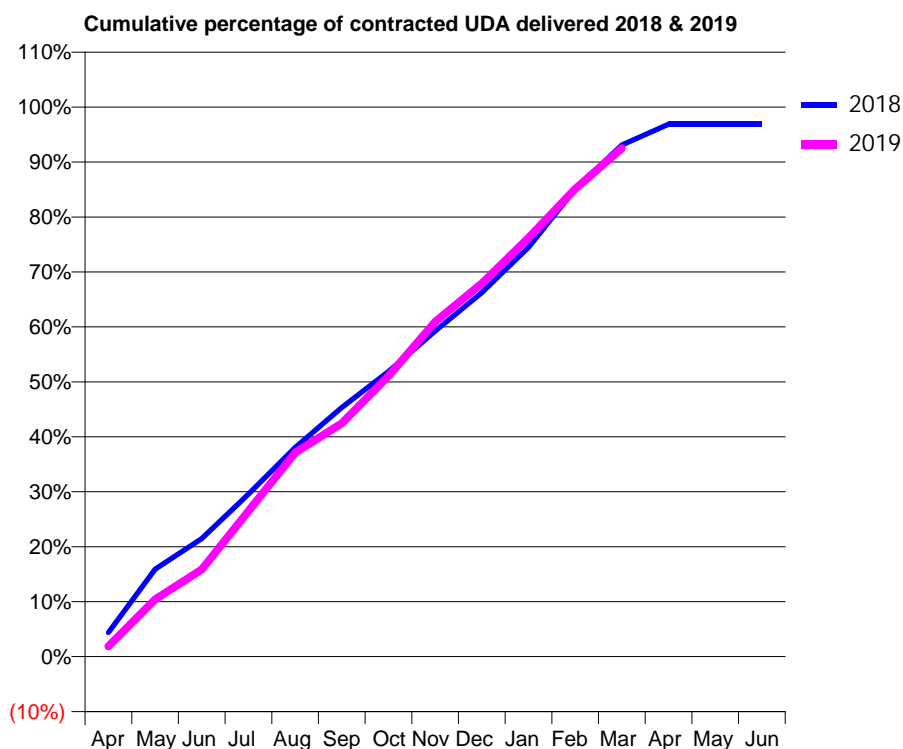
18/19 Contracted general activity (UDA)	16,633
Carry forward general activity (UDA)	520
18/19 Contracted orthodontic activity (UOA)	0
Carry forward orthodontic activity (UOA)	0
Baseline contract value	£423,965.77

ACCESS*

Patients seen in 24 months	Total	Change since previous quarter
Quarter ending March 2018	6,696	
Quarter ending June 2018	6,644	→
Quarter ending September 2018	6,573	↓
Quarter ending December 2018	6,665	→
Quarter ending March 2019	6,615	→
Variance since March 2018	(1.2%)	↓



ACTIVITY



Month	Adjusted Scheduled Activity (UDA)	
	2018	2019
April	729	313
May	2,645	1,735
June	3,574	2,638
July	4,919	4,407
August	6,329	6,173
September	7,536	7,061
October	8,633	8,493
November	9,853	10,138
December	11,017	11,297
January	12,391	12,676
February	14,148	14,158
March	15,482	15,390
April	16,113	
May	16,113	
June	16,113	

QUALITY

	Quantity	Base Number	Contract	AT	Region	England
% of FP17s for the same patient ID Re-attending within 3 months - Children	159	2,210	7.2%	10.3%	11.9%	11.8%
% of FP17s for the same patient ID Re-attending within 3 months - Adults	594	4,790	12.4%	15.6%	16.9%	15.7%
% of FP17s for the same patient ID Re-attending between 3 & 9 months - Children	936	2,210	42.4%	49.3%	48.9%	58.9%
% of FP17s for the same patient ID Re-attending between 3 & 9 months - Adults	1,555	4,790	32.5%	38.6%	38.9%	50.8%
% of FP17s for Band 1 Urgent Courses	809	6,735	12.0%	10.3%	10.7%	9.1%
% of FP17s Relating to Free Repair or Replacements	17	6,735	0.3%	0.6%	0.5%	0.8%
% of FP17s Relating to Continuations	21	6,735	0.3%	0.9%	0.7%	0.9%
% of Patients satisfied with the dentistry they have received	1	1	N/A	90.5%	89.1%	92.5%
% of Patients satisfied with the time they had to wait for an appointment	1	1	N/A	86.3%	83.1%	87.0%

* This is based on patients treated on this contract for their most recent course of treatment. Figures in italics indicate the base number of FP17s or Patient Questionnaire responses are less than 100. N/A is shown where the base number of responses is less than 10 during the period. % is calculated as Quantity/Base number*100

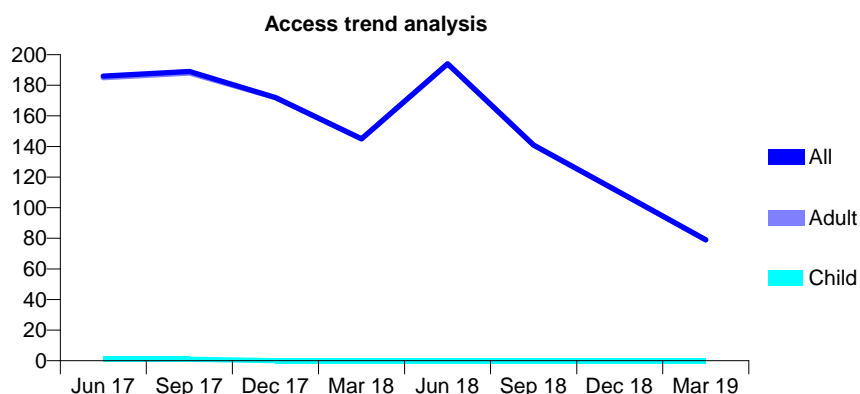
Q63 - Vital Signs At a Glance Contract Report for 397717/0003 - March 2019

Name or company name	MR R KARDEL-TABAR
Contract type name	PDS Contract
Purpose of contract	General
Contract start date	01/06/2013
Contract end date	30/06/2018

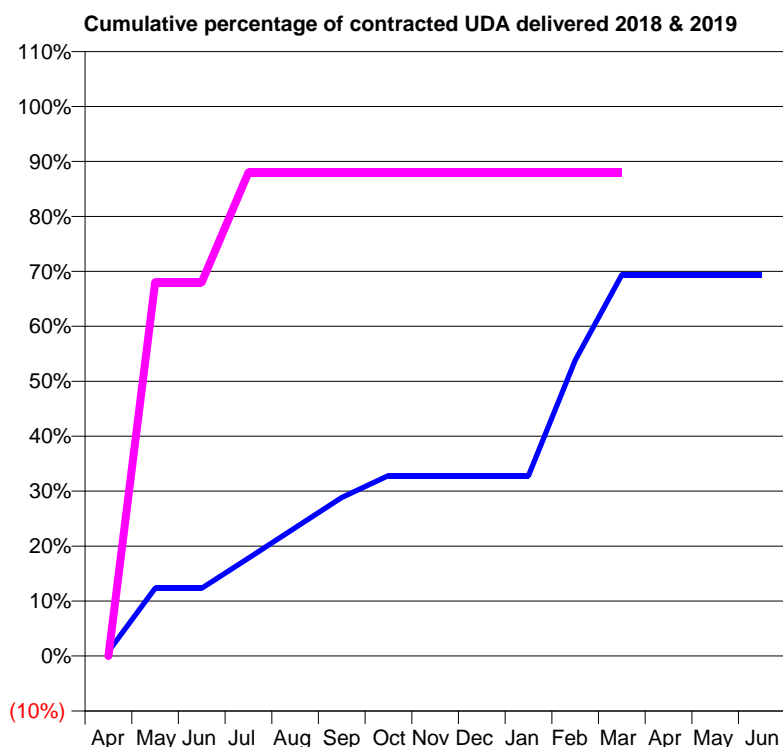
18/19 Contracted general activity (UDA)	150
Carry forward general activity (UDA)	0
18/19 Contracted orthodontic activity (UOA)	0
Carry forward orthodontic activity (UOA)	0
Baseline contract value	£8,133.37

ACCESS*

Patients seen in 24 months	Total	Change since previous quarter
Quarter ending March 2018	145	
Quarter ending June 2018	194	↑
Quarter ending September 2018	141	↓
Quarter ending December 2018	110	↓
Quarter ending March 2019	79	↓
Variance since March 2018	(45.5%)	↓



ACTIVITY



Month	Adjusted Scheduled Activity (UDA)	
	2018	2019
April	5	0
May	74	102
June	74	102
July	107	132
August	140	132
September	173	132
October	197	132
November	197	132
December	197	132
January	197	132
February	323	132
March	416	132
April	416	
May	416	
June	416	

QUALITY

	Quantity	Base Number	Contract	AT	Region	England
% of FP17s for the same patient ID Re-attending within 3 months - Children	0	0	N/A	10.3%	11.9%	11.8%
% of FP17s for the same patient ID Re-attending within 3 months - Adults	0	44	0.0%	15.6%	16.9%	15.7%
% of FP17s for the same patient ID Re-attending between 3 & 9 months - Children	0	0	N/A	49.3%	48.9%	58.9%
% of FP17s for the same patient ID Re-attending between 3 & 9 months - Adults	0	44	0.0%	38.6%	38.9%	50.8%
% of FP17s for Band 1 Urgent Courses	0	44	0.0%	10.3%	10.7%	9.1%
% of FP17s Relating to Free Repair or Replacements	0	44	0.0%	0.6%	0.5%	0.8%
% of FP17s Relating to Continuations	0	44	0.0%	0.9%	0.7%	0.9%
% of Patients satisfied with the dentistry they have received	0	0	N/A	90.5%	89.1%	92.5%
% of Patients satisfied with the time they had to wait for an appointment	0	0	N/A	86.3%	83.1%	87.0%

* This is based on patients treated on this contract for their most recent course of treatment. Figures in italics indicate the base number of FP17s or Patient Questionnaire responses are less than 100. N/A is shown where the base number of responses is less than 10 during the period. % is calculated as Quantity/Base number*100

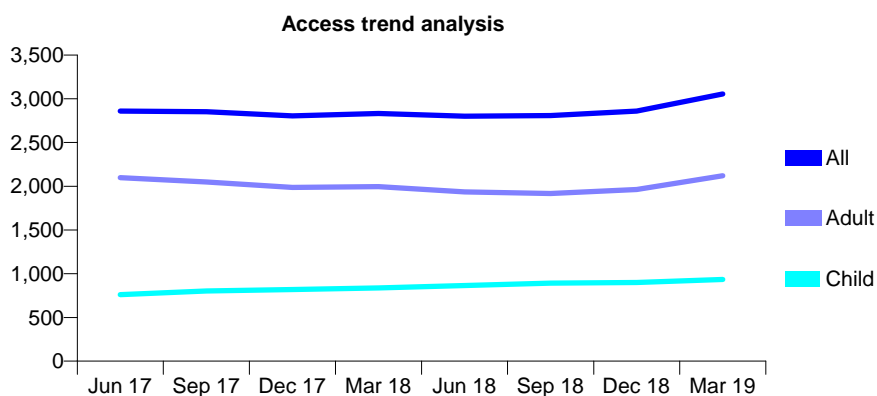
Q63 - Vital Signs At a Glance Contract Report for 397717/0004 - March 2019

Name or company name	MR R KARDEL-TABAR
Contract type name	GDS Contract
Purpose of contract	General
Contract start date	01/10/2014
Contract end date	

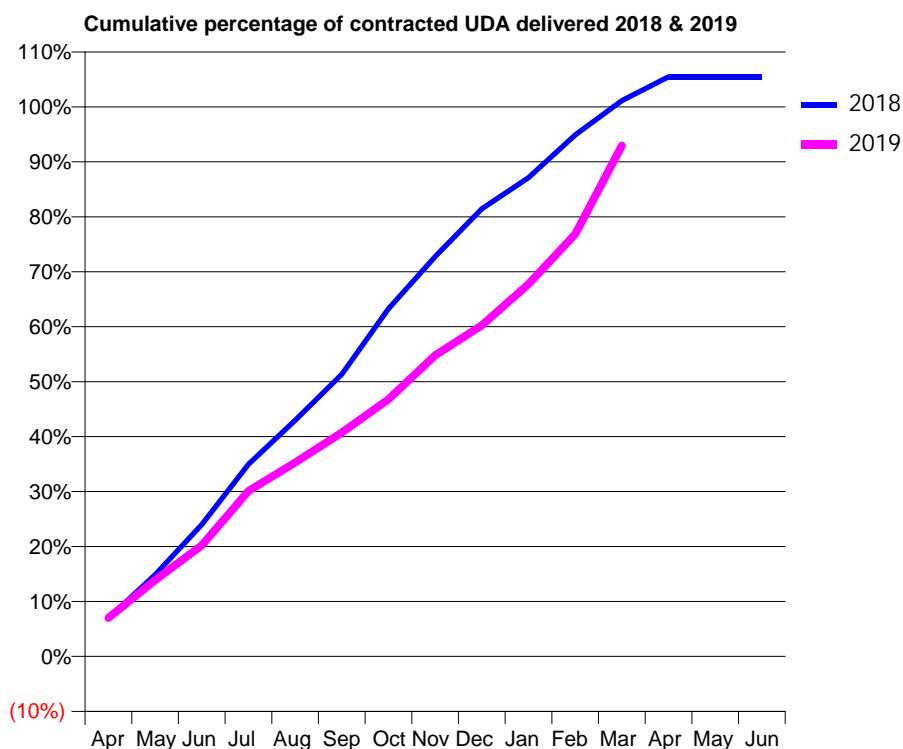
18/19 Contracted general activity (UDA)	6,334
Carry forward general activity (UDA)	-127
18/19 Contracted orthodontic activity (UOA)	0
Carry forward orthodontic activity (UOA)	0
Baseline contract value	£167,664.54

ACCESS*

Patients seen in 24 months	Total	Change since previous quarter
Quarter ending March 2018	2,832	
Quarter ending June 2018	2,800	↓
Quarter ending September 2018	2,809	→
Quarter ending December 2018	2,861	→
Quarter ending March 2019	3,055	↑
Variance since March 2018	7.9%	↑



ACTIVITY



Month	2018	2019
April	443	443
May	942	879
June	1,519	1,280
July	2,215	1,906
August	2,722	2,234
September	3,252	2,580
October	4,008	2,964
November	4,609	3,470
December	5,159	3,816
January	5,519	4,292
February	6,011	4,867
March	6,406	5,886
April	6,681	
May	6,681	
June	6,681	

QUALITY

	Quantity	Base Number	Contract	AT	Region	England
% of FP17s for the same patient ID Re-attending within 3 months - Children	63	882	7.1%	10.3%	11.9%	11.8%
% of FP17s for the same patient ID Re-attending within 3 months - Adults	248	1,792	13.8%	15.6%	16.9%	15.7%
% of FP17s for the same patient ID Re-attending between 3 & 9 months - Children	266	882	30.2%	49.3%	48.9%	58.9%
% of FP17s for the same patient ID Re-attending between 3 & 9 months - Adults	350	1,792	19.5%	38.6%	38.9%	50.8%
% of FP17s for Band 1 Urgent Courses	533	2,567	20.8%	10.3%	10.7%	9.1%
% of FP17s Relating to Free Repair or Replacements	3	2,567	0.1%	0.6%	0.5%	0.8%
% of FP17s Relating to Continuations	0	2,567	0.0%	0.9%	0.7%	0.9%
% of Patients satisfied with the dentistry they have received	1	1	N/A	90.5%	89.1%	92.5%
% of Patients satisfied with the time they had to wait for an appointment	1	1	N/A	86.3%	83.1%	87.0%

* This is based on patients treated on this contract for their most recent course of treatment. Figures in italics indicate the base number of FP17s or Patient Questionnaire responses are less than 100. N/A is shown where the base number of responses is less than 10 during the period. % is calculated as Quantity/Base number*100

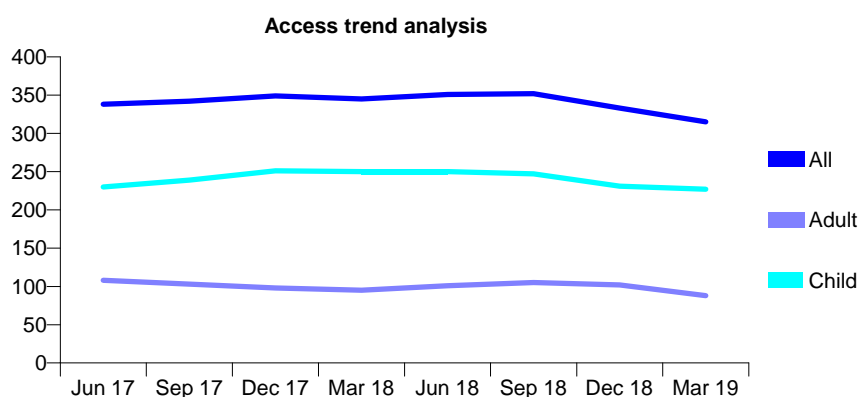
Q63 - Vital Signs At a Glance Contract Report for 559083/0005 - March 2019

Name or company name	MR VS SEHMI
Contract type name	GDS Contract
Purpose of contract	General
Contract start date	23/01/2012
Contract end date	

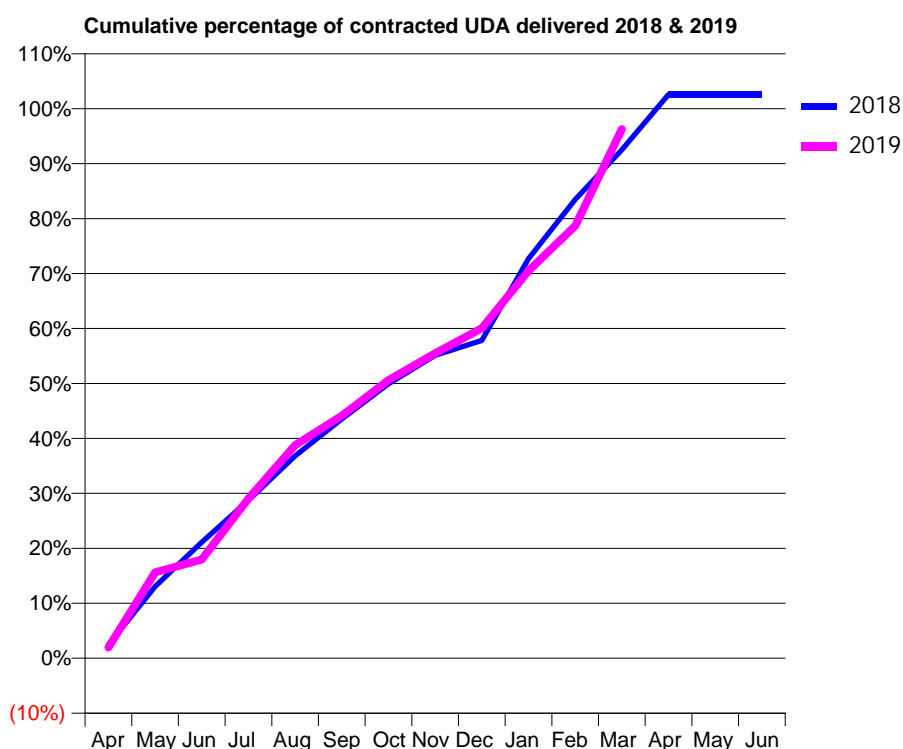
18/19 Contracted general activity (UDA)	859
Carry forward general activity (UDA)	-17
18/19 Contracted orthodontic activity (UOA)	0
Carry forward orthodontic activity (UOA)	0
Baseline contract value	£19,913.06

ACCESS*

Patients seen in 24 months	Total	Change since previous quarter
Quarter ending March 2018	345	
Quarter ending June 2018	351	→
Quarter ending September 2018	352	→
Quarter ending December 2018	333	↓
Quarter ending March 2019	315	↓
Variance since March 2018	(8.7%)	↓



ACTIVITY



Month	2018	2019
April	21	17
May	112	134
June	181	154
July	247	250
August	316	333
September	374	379
October	429	435
November	473	477
December	497	516
January	625	605
February	717	676
March	795	827
April	881	
May	881	
June	881	

QUALITY

	Quantity	Base Number	Contract	AT	Region	England
% of FP17s for the same patient ID Re-attending within 3 months - Children	40	316	12.7%	10.3%	11.9%	11.8%
% of FP17s for the same patient ID Re-attending within 3 months - Adults	19	93	20.4%	15.6%	16.9%	15.7%
% of FP17s for the same patient ID Re-attending between 3 & 9 months - Children	140	316	44.3%	49.3%	48.9%	58.9%
% of FP17s for the same patient ID Re-attending between 3 & 9 months - Adults	31	93	33.3%	38.6%	38.9%	50.8%
% of FP17s for Band 1 Urgent Courses	33	373	8.8%	10.3%	10.7%	9.1%
% of FP17s Relating to Free Repair or Replacements	0	373	0.0%	0.6%	0.5%	0.8%
% of FP17s Relating to Continuations	0	373	0.0%	0.9%	0.7%	0.9%
% of Patients satisfied with the dentistry they have received	0	0	N/A	90.5%	89.1%	92.5%
% of Patients satisfied with the time they had to wait for an appointment	0	0	N/A	86.3%	83.1%	87.0%

* This is based on patients treated on this contract for their most recent course of treatment.

Figures in italics indicate the base number of FP17s or Patient Questionnaire responses are less than 100. N/A is shown where the base number of responses is less than 10 during the period. % is calculated as Quantity/Base number*100

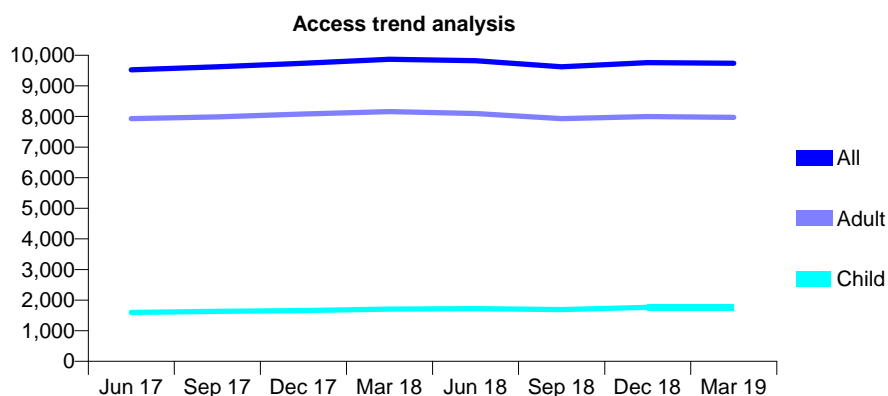
Q63 - Vital Signs At a Glance Contract Report for 559350/0001 - March 2019

Name or company name	MR S SURENDRA
Contract type name	GDS Contract
Purpose of contract	General
Contract start date	01/04/2006
Contract end date	

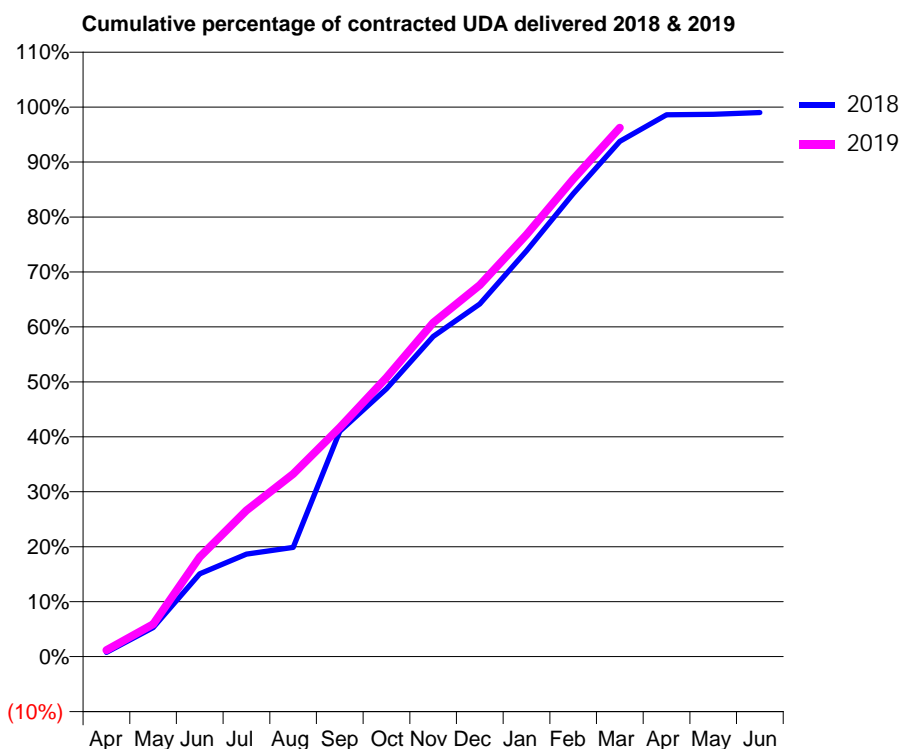
18/19 Contracted general activity (UDA)	24,100
Carry forward general activity (UDA)	243
18/19 Contracted orthodontic activity (UOA)	0
Carry forward orthodontic activity (UOA)	0
Baseline contract value	£737,540.94

ACCESS*

Patients seen in 24 months	Total	Change since previous quarter
Quarter ending March 2018	9,868	
Quarter ending June 2018	9,823	→
Quarter ending September 2018	9,621	↓
Quarter ending December 2018	9,760	→
Quarter ending March 2019	9,735	→
Variance since March 2018	(1.3%)	↓



ACTIVITY



Month	Adjusted Scheduled Activity (UDA)	
	2018	2019
April	185	285
May	1,277	1,425
June	3,632	4,373
July	4,495	6,411
August	4,792	8,010
September	9,883	10,051
October	11,747	12,237
November	14,039	14,647
December	15,463	16,295
January	17,794	18,502
February	20,302	20,938
March	22,598	23,194
April	23,757	
May	23,785	
June	23,857	

QUALITY

	Quantity	Base Number	Contract	AT	Region	England
% of FP17s for the same patient ID Re-attending within 3 months - Children	177	2,258	7.8%	10.3%	11.9%	11.8%
% of FP17s for the same patient ID Re-attending within 3 months - Adults	977	8,129	12.0%	15.6%	16.9%	15.7%
% of FP17s for the same patient ID Re-attending between 3 & 9 months - Children	1,114	2,258	49.3%	49.3%	48.9%	58.9%
% of FP17s for the same patient ID Re-attending between 3 & 9 months - Adults	2,845	8,129	35.0%	38.6%	38.9%	50.8%
% of FP17s for Band 1 Urgent Courses	696	9,865	7.1%	10.3%	10.7%	9.1%
% of FP17s Relating to Free Repair or Replacements	10	9,865	0.1%	0.6%	0.5%	0.8%
% of FP17s Relating to Continuations	47	9,865	0.5%	0.9%	0.7%	0.9%
% of Patients satisfied with the dentistry they have received	1	1	N/A	90.5%	89.1%	92.5%
% of Patients satisfied with the time they had to wait for an appointment	1	1	N/A	86.3%	83.1%	87.0%

* This is based on patients treated on this contract for their most recent course of treatment. Figures in italics indicate the base number of FP17s or Patient Questionnaire responses are less than 100. N/A is shown where the base number of responses is less than 10 during the period. % is calculated as Quantity/Base number*100

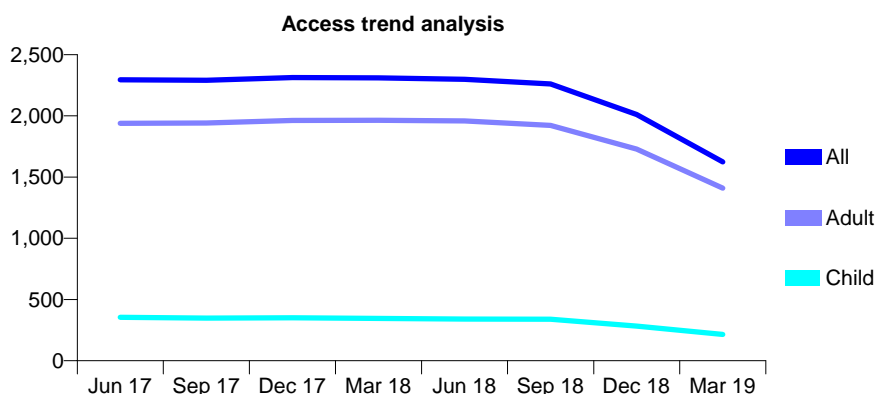
Q63 - Vital Signs At a Glance Contract Report for 565164/0001 - March 2019

Name or company name	MISS P SARGENT
Contract type name	GDS Contract
Purpose of contract	General
Contract start date	01/04/2006
Contract end date	31/01/2019

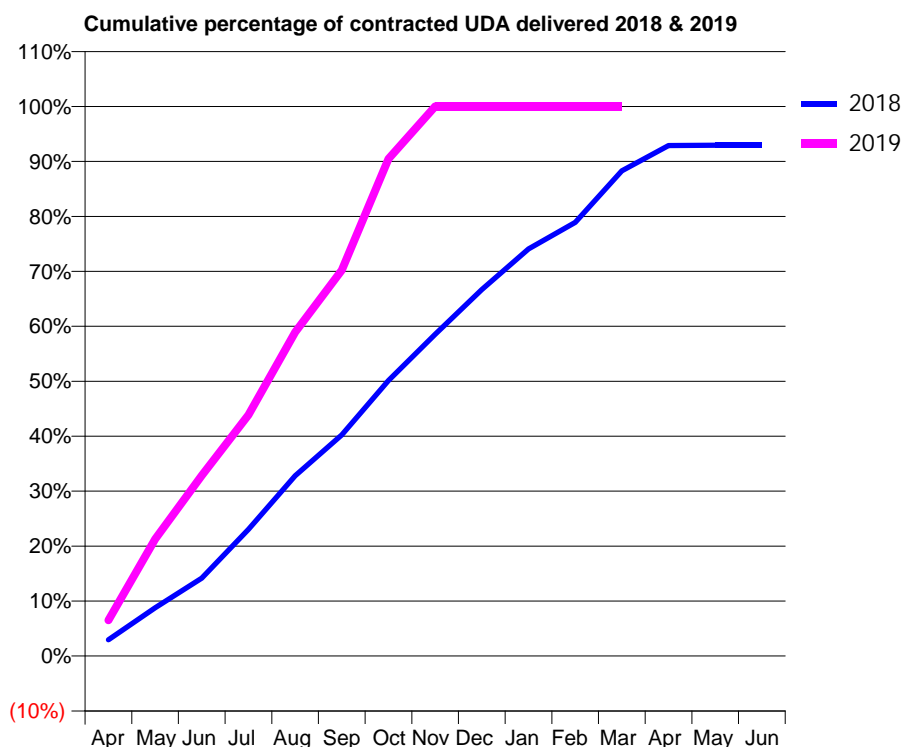
18/19 Contracted general activity (UDA)	4,108
Carry forward general activity (UDA)	0
18/19 Contracted orthodontic activity (UOA)	0
Carry forward orthodontic activity (UOA)	0
Baseline contract value	£85,805.90

ACCESS*

Patients seen in 24 months	Total	Change since previous quarter
Quarter ending March 2018	2,310	
Quarter ending June 2018	2,299	→
Quarter ending September 2018	2,261	↓
Quarter ending December 2018	2,011	↓
Quarter ending March 2019	1,625	↓
Variance since March 2018	(29.7%)	↓



ACTIVITY



Month	Adjusted Scheduled Activity (UDA)	
	2018	2019
April	199	267
May	590	874
June	949	1,350
July	1,545	1,802
August	2,198	2,421
September	2,694	2,883
October	3,360	3,717
November	3,923	4,109
December	4,468	4,109
January	4,964	4,109
February	5,286	4,109
March	5,916	4,109
April	6,223	
May	6,228	
June	6,228	

QUALITY

	Quantity	Base Number	Contract	AT	Region	England
% of FP17s for the same patient ID Re-attending within 3 months - Children	7	362	1.9%	10.3%	11.9%	11.8%
% of FP17s for the same patient ID Re-attending within 3 months - Adults	249	2,089	11.9%	15.6%	16.9%	15.7%
% of FP17s for the same patient ID Re-attending between 3 & 9 months - Children	211	362	58.3%	49.3%	48.9%	58.9%
% of FP17s for the same patient ID Re-attending between 3 & 9 months - Adults	1,171	2,089	56.1%	38.6%	38.9%	50.8%
% of FP17s for Band 1 Urgent Courses	146	2,302	6.3%	10.3%	10.7%	9.1%
% of FP17s Relating to Free Repair or Replacements	0	2,302	0.0%	0.6%	0.5%	0.8%
% of FP17s Relating to Continuations	22	2,302	1.0%	0.9%	0.7%	0.9%
% of Patients satisfied with the dentistry they have received	1	1	N/A	90.5%	89.1%	92.5%
% of Patients satisfied with the time they had to wait for an appointment	1	1	N/A	86.3%	83.1%	87.0%

* This is based on patients treated on this contract for their most recent course of treatment. Figures in italics indicate the base number of FP17s or Patient Questionnaire responses are less than 100. N/A is shown where the base number of responses is less than 10 during the period. % is calculated as Quantity/Base number*100

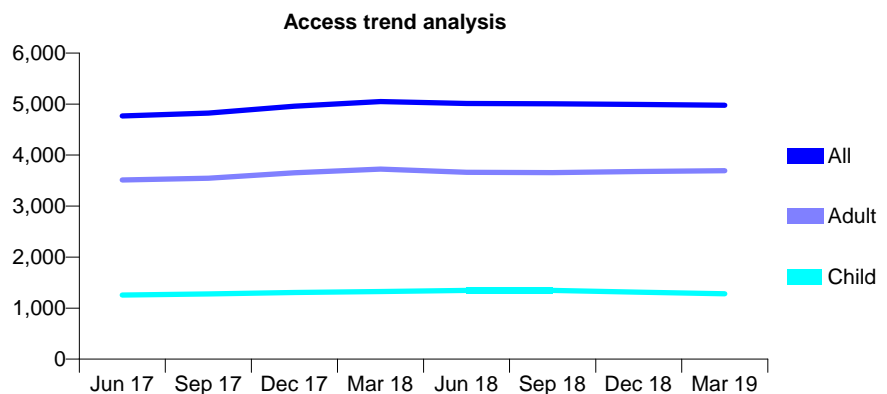
Q63 - Vital Signs At a Glance Contract Report for 566470/0001 - March 2019

Name or company name	MISS D OZA
Contract type name	GDS Contract
Purpose of contract	General
Contract start date	01/04/2006
Contract end date	

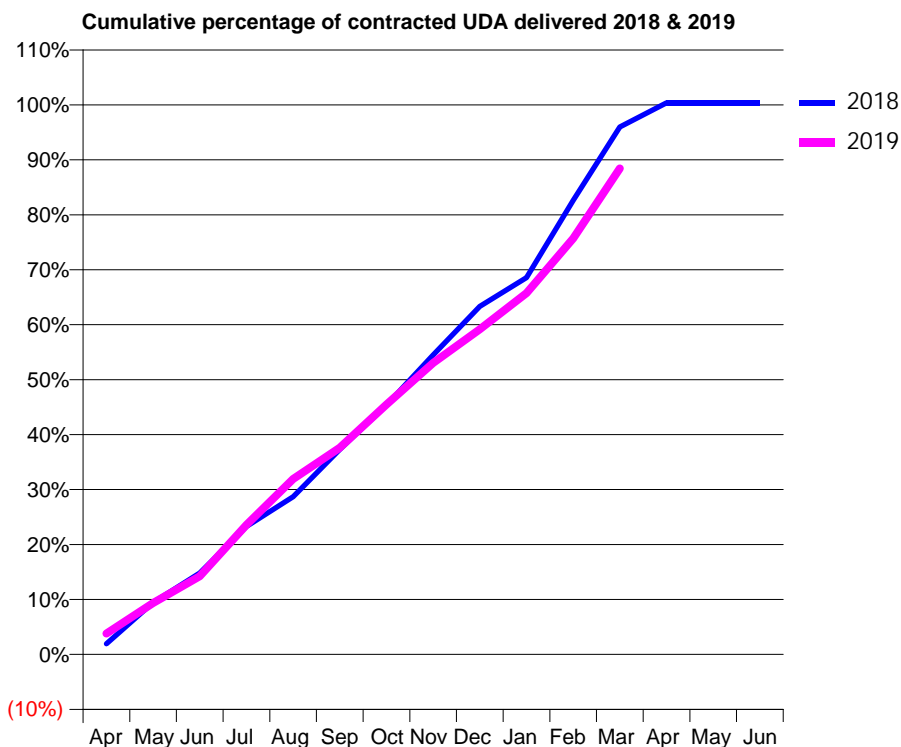
18/19 Contracted general activity (UDA)	13,874
Carry forward general activity (UDA)	-51
18/19 Contracted orthodontic activity (UOA)	0
Carry forward orthodontic activity (UOA)	0
Baseline contract value	£363,568.70

ACCESS*

Patients seen in 24 months	Total	Change since previous quarter
Quarter ending March 2018	5,050	
Quarter ending June 2018	5,011	→
Quarter ending September 2018	5,004	→
Quarter ending December 2018	4,991	→
Quarter ending March 2019	4,976	→
Variance since March 2018	(1.5%)	↓



ACTIVITY



Month	Adjusted Scheduled Activity (UDA)	
	2018	2019
April	273	528
May	1,313	1,298
June	2,054	1,975
July	3,231	3,270
August	3,982	4,431
September	5,171	5,218
October	6,297	6,310
November	7,565	7,361
December	8,785	8,206
January	9,512	9,122
February	11,464	10,503
March	13,315	12,269
April	13,926	
May	13,925	
June	13,925	

QUALITY

	Quantity	Base Number	Contract	AT	Region	England
% of FP17s for the same patient ID Re-attending within 3 months - Children	83	1,572	5.3%	10.3%	11.9%	11.8%
% of FP17s for the same patient ID Re-attending within 3 months - Adults	410	3,826	10.7%	15.6%	16.9%	15.7%
% of FP17s for the same patient ID Re-attending between 3 & 9 months - Children	819	1,572	52.1%	49.3%	48.9%	58.9%
% of FP17s for the same patient ID Re-attending between 3 & 9 months - Adults	1,605	3,826	41.9%	38.6%	38.9%	50.8%
% of FP17s for Band 1 Urgent Courses	369	5,187	7.1%	10.3%	10.7%	9.1%
% of FP17s Relating to Free Repair or Replacements	14	5,187	0.3%	0.6%	0.5%	0.8%
% of FP17s Relating to Continuations	8	5,187	0.2%	0.9%	0.7%	0.9%
% of Patients satisfied with the dentistry they have received	1	1	N/A	90.5%	89.1%	92.5%
% of Patients satisfied with the time they had to wait for an appointment	1	1	N/A	86.3%	83.1%	87.0%

* This is based on patients treated on this contract for their most recent course of treatment. Figures in italics indicate the base number of FP17s or Patient Questionnaire responses are less than 100. N/A is shown where the base number of responses is less than 10 during the period. % is calculated as Quantity/Base number*100

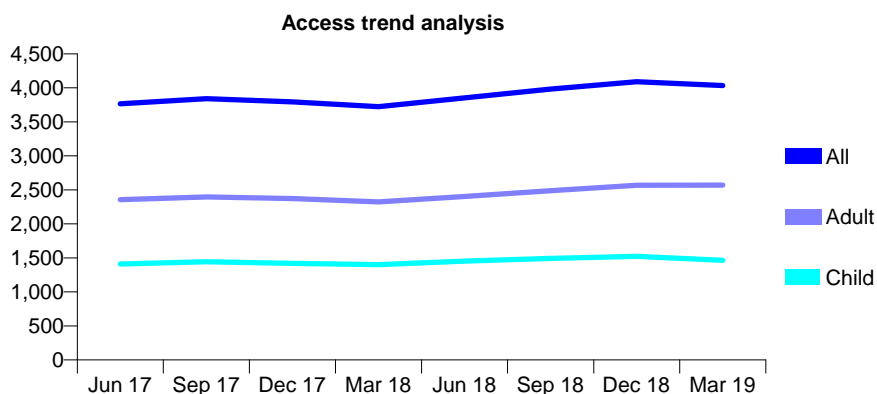
Q63 - Vital Signs At a Glance Contract Report for 567159/0002 - March 2019

Name or company name	K Sachdev, A Sachdev, M Sachdev, N Sachdev
Contract type name	GDS Contract
Purpose of contract	General
Contract start date	01/04/2006
Contract end date	

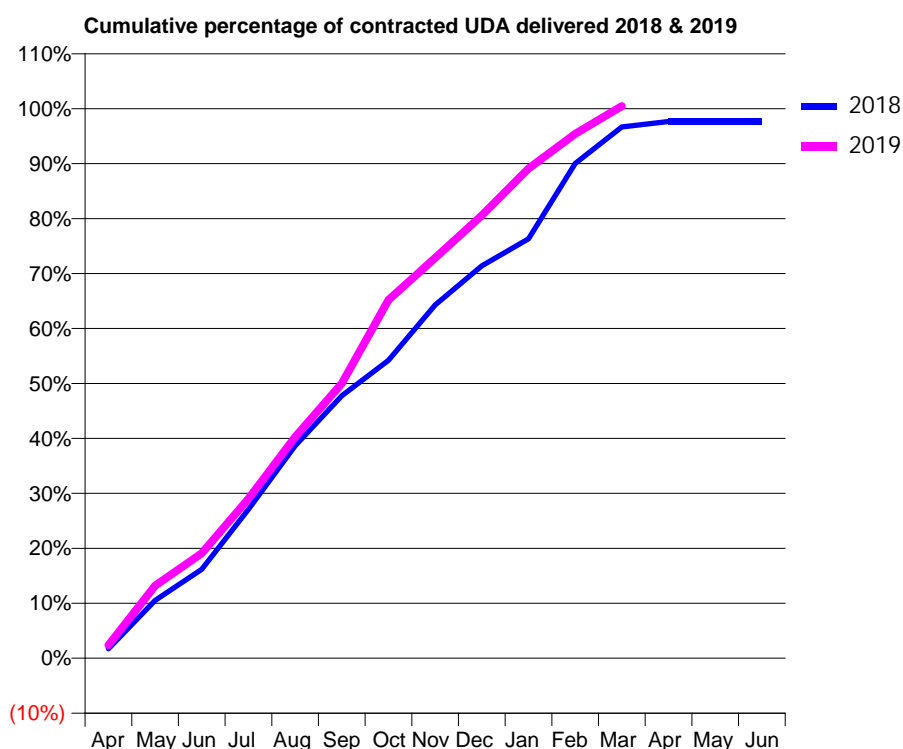
18/19 Contracted general activity (UDA)	8,750
Carry forward general activity (UDA)	205
18/19 Contracted orthodontic activity (UOA)	0
Carry forward orthodontic activity (UOA)	0
Baseline contract value	£294,668.84

ACCESS*

Patients seen in 24 months	Total	Change since previous quarter
Quarter ending March 2018	3,723	
Quarter ending June 2018	3,853	↑
Quarter ending September 2018	3,983	↑
Quarter ending December 2018	4,091	↑
Quarter ending March 2019	4,034	↓
Variance since March 2018	8.4%	↑



ACTIVITY



Month	2018	2019
April	150	208
May	922	1,156
June	1,416	1,670
July	2,371	2,539
August	3,383	3,524
September	4,178	4,374
October	4,745	5,705
November	5,625	6,373
December	6,245	7,052
January	6,676	7,795
February	7,876	8,351
March	8,457	8,790
April	8,545	
May	8,545	
June	8,545	

QUALITY

	Quantity	Base Number	Contract	AT	Region	England
% of FP17s for the same patient ID Re-attending within 3 months - Children	155	1,804	8.6%	10.3%	11.9%	11.8%
% of FP17s for the same patient ID Re-attending within 3 months - Adults	348	2,327	15.0%	15.6%	16.9%	15.7%
% of FP17s for the same patient ID Re-attending between 3 & 9 months - Children	833	1,804	46.2%	49.3%	48.9%	58.9%
% of FP17s for the same patient ID Re-attending between 3 & 9 months - Adults	549	2,327	23.6%	38.6%	38.9%	50.8%
% of FP17s for Band 1 Urgent Courses	581	4,094	14.2%	10.3%	10.7%	9.1%
% of FP17s Relating to Free Repair or Replacements	5	4,094	0.1%	0.6%	0.5%	0.8%
% of FP17s Relating to Continuations	45	4,094	1.1%	0.9%	0.7%	0.9%
% of Patients satisfied with the dentistry they have received	3	3	N/A	90.5%	89.1%	92.5%
% of Patients satisfied with the time they had to wait for an appointment	3	3	N/A	86.3%	83.1%	87.0%

* This is based on patients treated on this contract for their most recent course of treatment.

Figures in italics indicate the base number of FP17s or Patient Questionnaire responses are less than 100. N/A is shown where the base number of responses is less than 10 during the period. % is calculated as Quantity/Base number*100

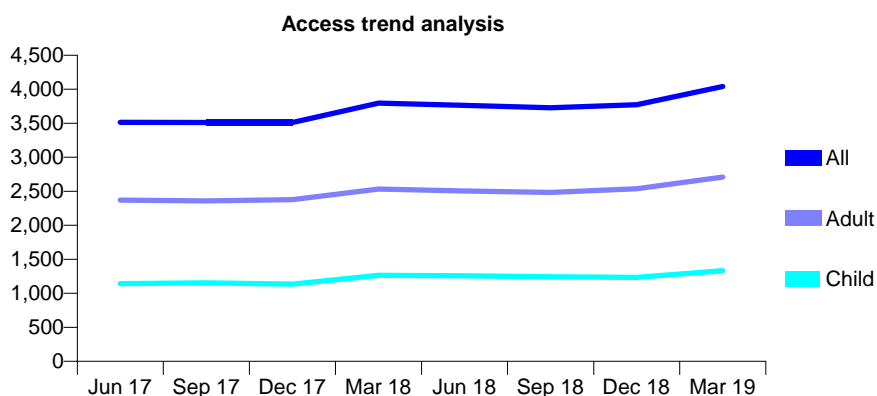
Q63 - Vital Signs At a Glance Contract Report for 567159/0003 - March 2019

Name or company name	K Sachdev, A Sachdev, M Sachdev, N Sachdev
Contract type name	GDS Contract
Purpose of contract	General
Contract start date	01/04/2006
Contract end date	

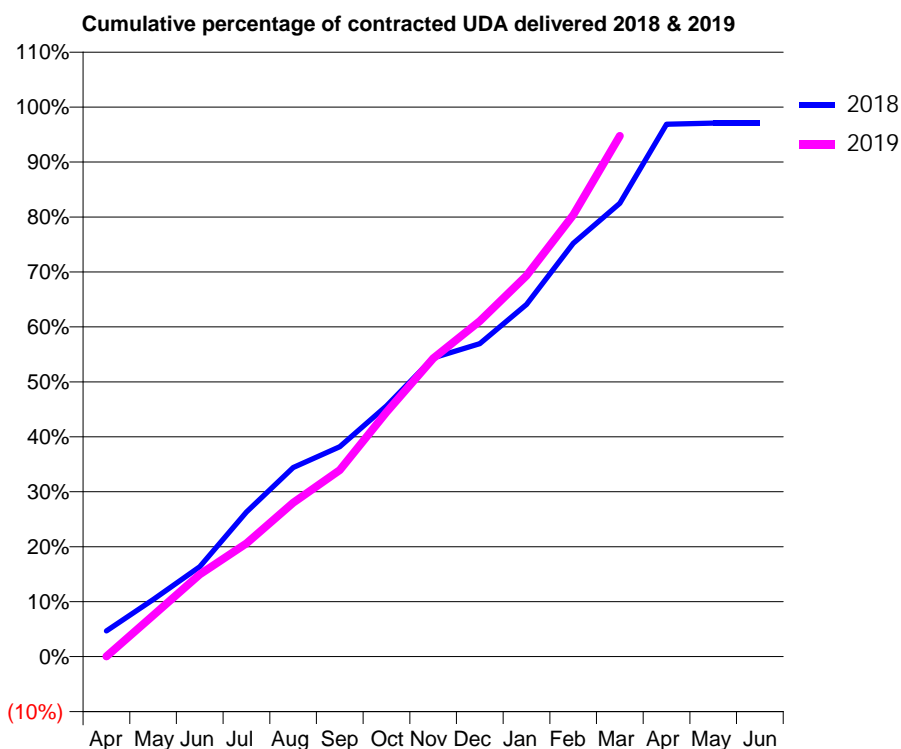
18/19 Contracted general activity (UDA)	12,000
Carry forward general activity (UDA)	352
18/19 Contracted orthodontic activity (UOA)	0
Carry forward orthodontic activity (UOA)	0
Baseline contract value	£376,557.03

ACCESS*

Patients seen in 24 months	Total	Change since previous quarter
Quarter ending March 2018	3,797	
Quarter ending June 2018	3,763	→
Quarter ending September 2018	3,728	→
Quarter ending December 2018	3,773	→
Quarter ending March 2019	4,040	↑
Variance since March 2018	6.4%	↑



ACTIVITY



Month	Adjusted Scheduled Activity (UDA)	
	2018	2019
April	559	6
May	1,244	901
June	1,962	1,795
July	3,159	2,472
August	4,132	3,358
September	4,585	4,072
October	5,474	5,340
November	6,522	6,512
December	6,832	7,325
January	7,689	8,318
February	9,026	9,642
March	9,900	11,371
April	11,624	
May	11,648	
June	11,648	

QUALITY

	Quantity	Base Number	Contract	AT	Region	England
% of FP17s for the same patient ID Re-attending within 3 months - Children	142	1,731	8.2%	10.3%	11.9%	11.8%
% of FP17s for the same patient ID Re-attending within 3 months - Adults	631	3,070	20.6%	15.6%	16.9%	15.7%
% of FP17s for the same patient ID Re-attending between 3 & 9 months - Children	605	1,731	35.0%	49.3%	48.9%	58.9%
% of FP17s for the same patient ID Re-attending between 3 & 9 months - Adults	808	3,070	26.3%	38.6%	38.9%	50.8%
% of FP17s for Band 1 Urgent Courses	914	4,252	21.5%	10.3%	10.7%	9.1%
% of FP17s Relating to Free Repair or Replacements	26	4,252	0.6%	0.6%	0.5%	0.8%
% of FP17s Relating to Continuations	58	4,252	1.4%	0.9%	0.7%	0.9%
% of Patients satisfied with the dentistry they have received	0	0	N/A	90.5%	89.1%	92.5%
% of Patients satisfied with the time they had to wait for an appointment	0	0	N/A	86.3%	83.1%	87.0%

* This is based on patients treated on this contract for their most recent course of treatment. Figures in italics indicate the base number of FP17s or Patient Questionnaire responses are less than 100. N/A is shown where the base number of responses is less than 10 during the period. % is calculated as Quantity/Base number*100

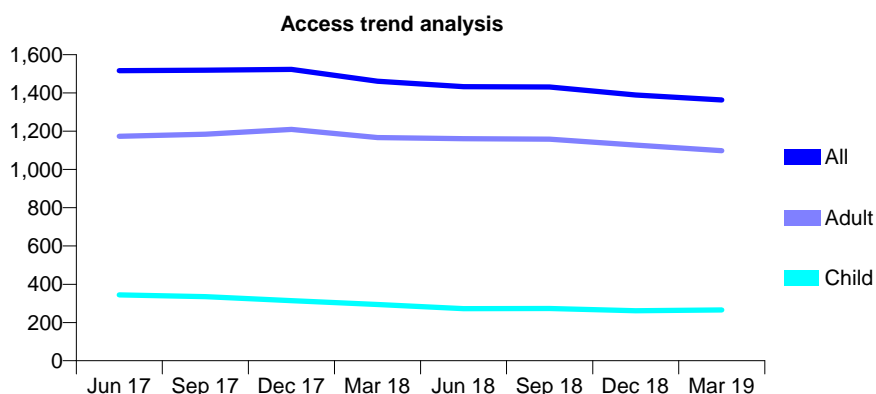
Q63 - Vital Signs At a Glance Contract Report for 567280/0001 - March 2019

Name or company name	MR NL WATERS
Contract type name	GDS Contract
Purpose of contract	General
Contract start date	01/04/2006
Contract end date	

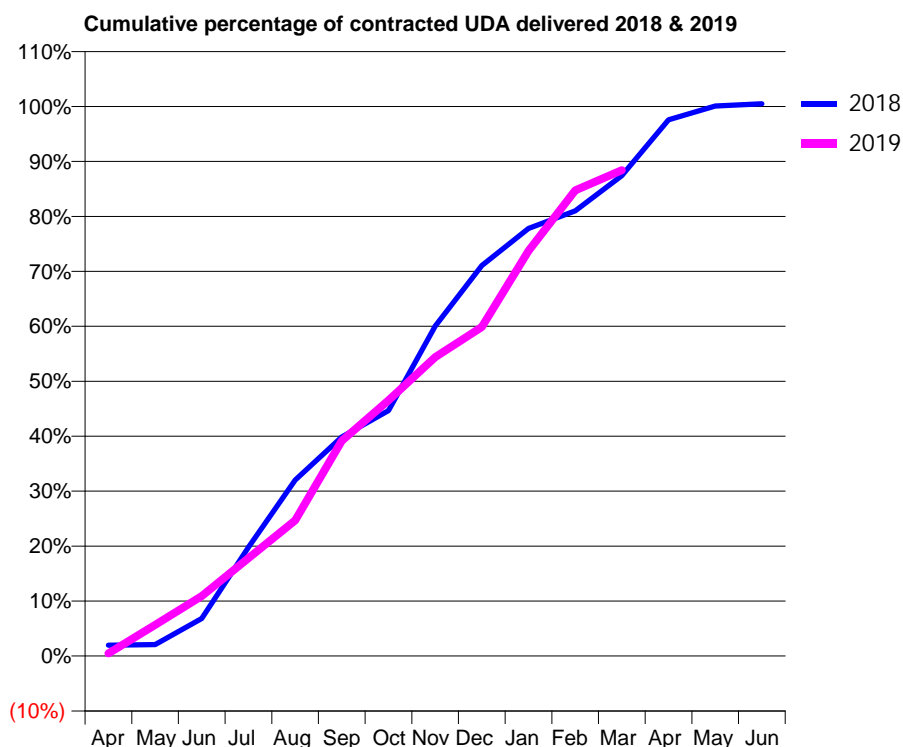
18/19 Contracted general activity (UDA)	3,519
Carry forward general activity (UDA)	-17
18/19 Contracted orthodontic activity (UOA)	0
Carry forward orthodontic activity (UOA)	0
Baseline contract value	£105,122.45

ACCESS*

Patients seen in 24 months	Total	Change since previous quarter
Quarter ending March 2018	1,461	
Quarter ending June 2018	1,433	↓
Quarter ending September 2018	1,431	→
Quarter ending December 2018	1,389	↓
Quarter ending March 2019	1,363	↓
Variance since March 2018	(6.7%)	↓



ACTIVITY



Month	Adjusted Scheduled Activity (UDA)	
	2018	2019
April	70	17
May	73	200
June	240	384
July	696	627
August	1,127	869
September	1,403	1,378
October	1,571	1,638
November	2,113	1,914
December	2,500	2,106
January	2,738	2,594
February	2,850	2,981
March	3,076	3,111
April	3,433	
May	3,521	
June	3,536	

QUALITY

	Quantity	Base Number	Contract	AT	Region	England
% of FP17s for the same patient ID Re-attending within 3 months - Children	30	292	10.3%	10.3%	11.9%	11.8%
% of FP17s for the same patient ID Re-attending within 3 months - Adults	83	1,007	8.2%	15.6%	16.9%	15.7%
% of FP17s for the same patient ID Re-attending between 3 & 9 months - Children	98	292	33.6%	49.3%	48.9%	58.9%
% of FP17s for the same patient ID Re-attending between 3 & 9 months - Adults	307	1,007	30.5%	38.6%	38.9%	50.8%
% of FP17s for Band 1 Urgent Courses	68	1,134	6.0%	10.3%	10.7%	9.1%
% of FP17s Relating to Free Repair or Replacements	0	1,134	0.0%	0.6%	0.5%	0.8%
% of FP17s Relating to Continuations	0	1,134	0.0%	0.9%	0.7%	0.9%
% of Patients satisfied with the dentistry they have received	0	0	N/A	90.5%	89.1%	92.5%
% of Patients satisfied with the time they had to wait for an appointment	0	0	N/A	86.3%	83.1%	87.0%

* This is based on patients treated on this contract for their most recent course of treatment. Figures in italics indicate the base number of FP17s or Patient Questionnaire responses are less than 100. N/A is shown where the base number of responses is less than 10 during the period. % is calculated as Quantity/Base number*100

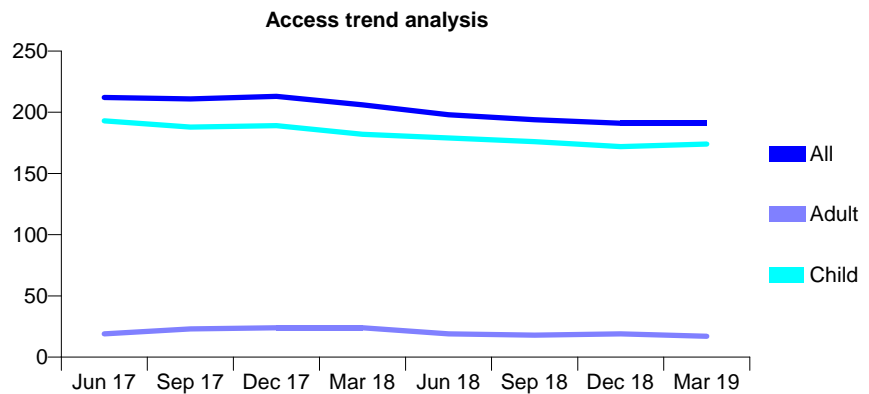
Q63 - Vital Signs At a Glance Contract Report for 567310/0001 - March 2019

Name or company name	MR NS RANA
Contract type name	GDS Contract
Purpose of contract	General
Contract start date	01/04/2006
Contract end date	

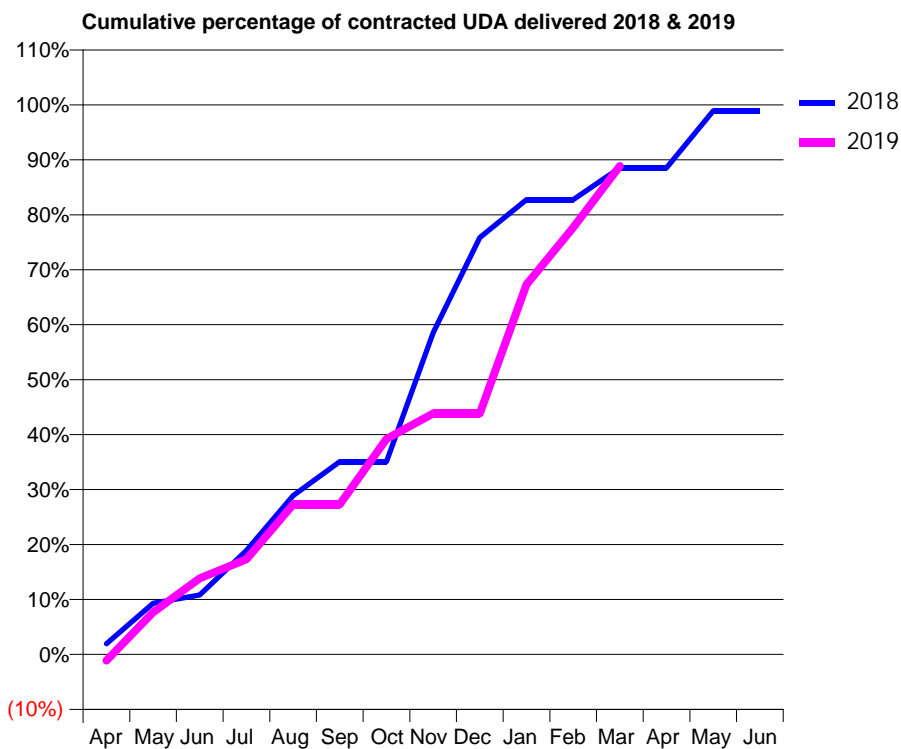
18/19 Contracted general activity (UDA)	260
Carry forward general activity (UDA)	3
18/19 Contracted orthodontic activity (UOA)	0
Carry forward orthodontic activity (UOA)	0
Baseline contract value	£6,879.99

ACCESS*

Patients seen in 24 months	Total	Change since previous quarter
Quarter ending March 2018	206	
Quarter ending June 2018	198	↓
Quarter ending September 2018	194	↓
Quarter ending December 2018	191	↓
Quarter ending March 2019	191	→
Variance since March 2018	(7.3%)	↓



ACTIVITY



Month	Adjusted Scheduled Activity (UDA)	
	2018	2019
April	5	-3
May	24	20
June	28	36
July	49	45
August	75	71
September	91	71
October	91	102
November	152	114
December	197	114
January	215	175
February	215	202
March	230	231
April	230	
May	257	
June	257	

QUALITY

	Quantity	Base Number	Contract	AT	Region	England
% of FP17s for the same patient ID Re-attending within 3 months - Children	5	226	2.2%	10.3%	11.9%	11.8%
% of FP17s for the same patient ID Re-attending within 3 months - Adults	0	11	0.0%	15.6%	16.9%	15.7%
% of FP17s for the same patient ID Re-attending between 3 & 9 months - Children	136	226	60.2%	49.3%	48.9%	58.9%
% of FP17s for the same patient ID Re-attending between 3 & 9 months - Adults	5	11	45.5%	38.6%	38.9%	50.8%
% of FP17s for Band 1 Urgent Courses	0	200	0.0%	10.3%	10.7%	9.1%
% of FP17s Relating to Free Repair or Replacements	0	200	0.0%	0.6%	0.5%	0.8%
% of FP17s Relating to Continuations	0	200	0.0%	0.9%	0.7%	0.9%
% of Patients satisfied with the dentistry they have received	0	0	N/A	90.5%	89.1%	92.5%
% of Patients satisfied with the time they had to wait for an appointment	0	0	N/A	86.3%	83.1%	87.0%

* This is based on patients treated on this contract for their most recent course of treatment. Figures in italics indicate the base number of FP17s or Patient Questionnaire responses are less than 100. N/A is shown where the base number of responses is less than 10 during the period. % is calculated as Quantity/Base number*100

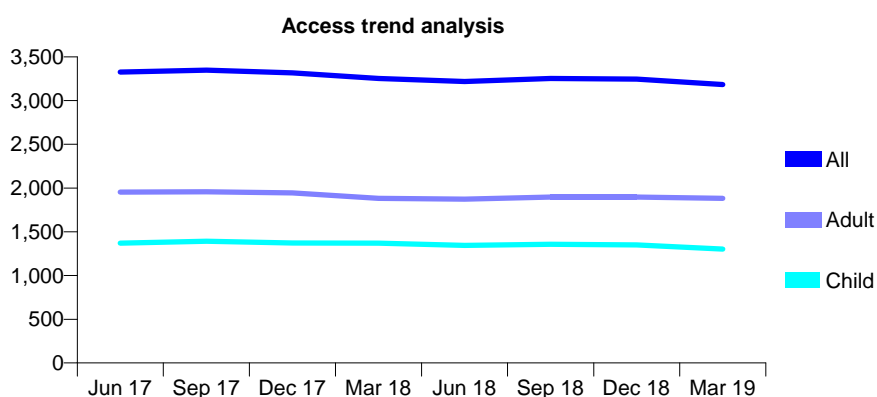
Q63 - Vital Signs At a Glance Contract Report for 567736/0001 - March 2019

Name or company name	Dipen Patel and Dipak Joshi
Contract type name	GDS Contract
Purpose of contract	General
Contract start date	01/04/2006
Contract end date	

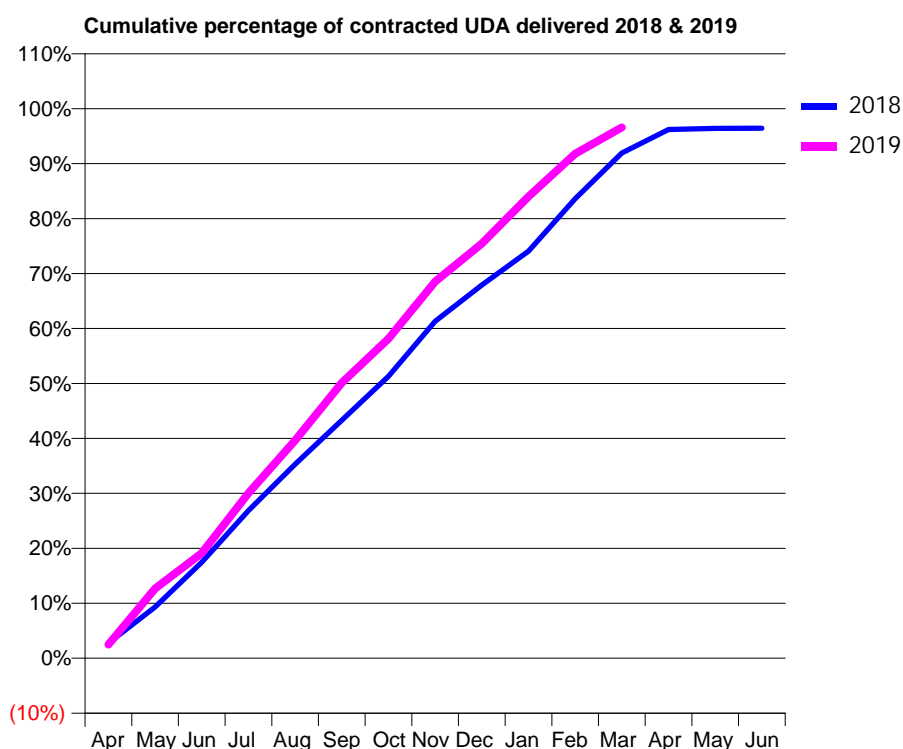
18/19 Contracted general activity (UDA)	6,296
Carry forward general activity (UDA)	226
18/19 Contracted orthodontic activity (UOA)	0
Carry forward orthodontic activity (UOA)	0
Baseline contract value	£192,897.77

ACCESS*

Patients seen in 24 months	Total	Change since previous quarter
Quarter ending March 2018	3,252	
Quarter ending June 2018	3,219	↓
Quarter ending September 2018	3,253	→
Quarter ending December 2018	3,246	→
Quarter ending March 2019	3,184	↓
Variance since March 2018	(2.1%)	↓



ACTIVITY



Adjusted Scheduled Activity (UDA)		
Month	2018	2019
April	173	157
May	588	799
June	1,100	1,205
July	1,692	1,891
August	2,224	2,497
September	2,725	3,155
October	3,231	3,660
November	3,861	4,316
December	4,276	4,749
January	4,663	5,288
February	5,264	5,781
March	5,789	6,080
April	6,058	
May	6,069	
June	6,070	

QUALITY

	Quantity	Base Number	Contract	AT	Region	England
% of FP17s for the same patient ID Re-attending within 3 months - Children	85	1,919	4.4%	10.3%	11.9%	11.8%
% of FP17s for the same patient ID Re-attending within 3 months - Adults	107	1,857	5.8%	15.6%	16.9%	15.7%
% of FP17s for the same patient ID Re-attending between 3 & 9 months - Children	1,257	1,919	65.5%	49.3%	48.9%	58.9%
% of FP17s for the same patient ID Re-attending between 3 & 9 months - Adults	754	1,857	40.6%	38.6%	38.9%	50.8%
% of FP17s for Band 1 Urgent Courses	225	3,616	6.2%	10.3%	10.7%	9.1%
% of FP17s Relating to Free Repair or Replacements	2	3,616	0.1%	0.6%	0.5%	0.8%
% of FP17s Relating to Continuations	2	3,616	0.1%	0.9%	0.7%	0.9%
% of Patients satisfied with the dentistry they have received	1	1	N/A	90.5%	89.1%	92.5%
% of Patients satisfied with the time they had to wait for an appointment	1	1	N/A	86.3%	83.1%	87.0%

* This is based on patients treated on this contract for their most recent course of treatment.

Figures in italics indicate the base number of FP17s or Patient Questionnaire responses are less than 100. N/A is shown where the base number of responses is less than 10 during the period. % is calculated as Quantity/Base number*100

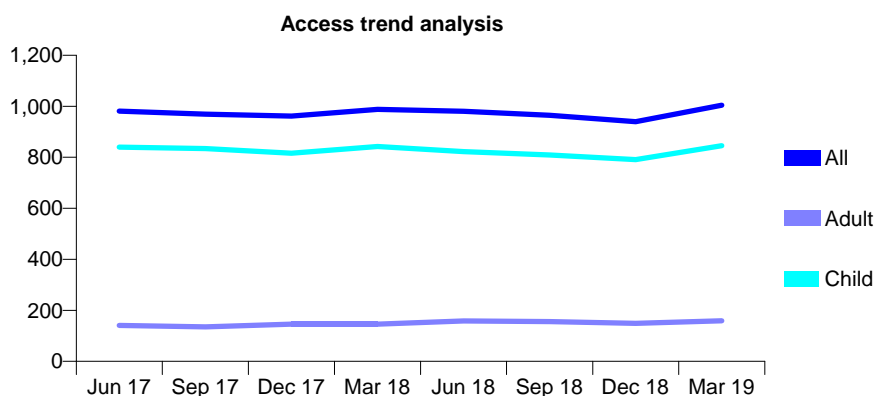
Q63 - Vital Signs At a Glance Contract Report for 574481/0001 - March 2019

Name or company name	MR PD BANNER
Contract type name	GDS Contract
Purpose of contract	General
Contract start date	01/04/2006
Contract end date	

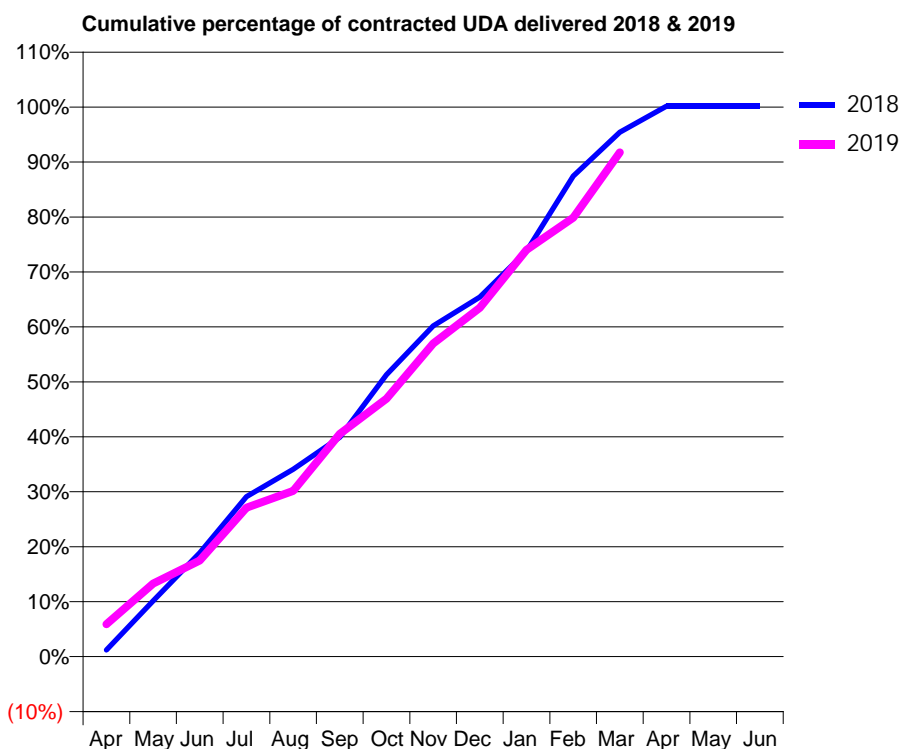
18/19 Contracted general activity (UDA)	2,000
Carry forward general activity (UDA)	-3
18/19 Contracted orthodontic activity (UOA)	0
Carry forward orthodontic activity (UOA)	0
Baseline contract value	£49,432.36

ACCESS*

Patients seen in 24 months	Total	Change since previous quarter
Quarter ending March 2018	988	
Quarter ending June 2018	980	→
Quarter ending September 2018	965	↓
Quarter ending December 2018	940	↓
Quarter ending March 2019	1,004	↑
Variance since March 2018	1.6%	→



ACTIVITY



Month	Adjusted Scheduled Activity (UDA)	
	2018	2019
April	24	118
May	203	266
June	378	350
July	582	542
August	682	603
September	798	810
October	1,026	938
November	1,203	1,140
December	1,309	1,269
January	1,476	1,480
February	1,749	1,597
March	1,908	1,835
April	2,003	
May	2,003	
June	2,003	

QUALITY

	Quantity	Base Number	Contract	AT	Region	England
% of FP17s for the same patient ID Re-attending within 3 months - Children	33	1,233	2.7%	10.3%	11.9%	11.8%
% of FP17s for the same patient ID Re-attending within 3 months - Adults	3	68	4.4%	15.6%	16.9%	15.7%
% of FP17s for the same patient ID Re-attending between 3 & 9 months - Children	772	1,233	62.6%	49.3%	48.9%	58.9%
% of FP17s for the same patient ID Re-attending between 3 & 9 months - Adults	36	68	52.9%	38.6%	38.9%	50.8%
% of FP17s for Band 1 Urgent Courses	19	1,224	1.6%	10.3%	10.7%	9.1%
% of FP17s Relating to Free Repair or Replacements	0	1,224	0.0%	0.6%	0.5%	0.8%
% of FP17s Relating to Continuations	5	1,224	0.4%	0.9%	0.7%	0.9%
% of Patients satisfied with the dentistry they have received	0	0	N/A	90.5%	89.1%	92.5%
% of Patients satisfied with the time they had to wait for an appointment	0	0	N/A	86.3%	83.1%	87.0%

* This is based on patients treated on this contract for their most recent course of treatment. Figures in italics indicate the base number of FP17s or Patient Questionnaire responses are less than 100. N/A is shown where the base number of responses is less than 10 during the period. % is calculated as Quantity/Base number*100

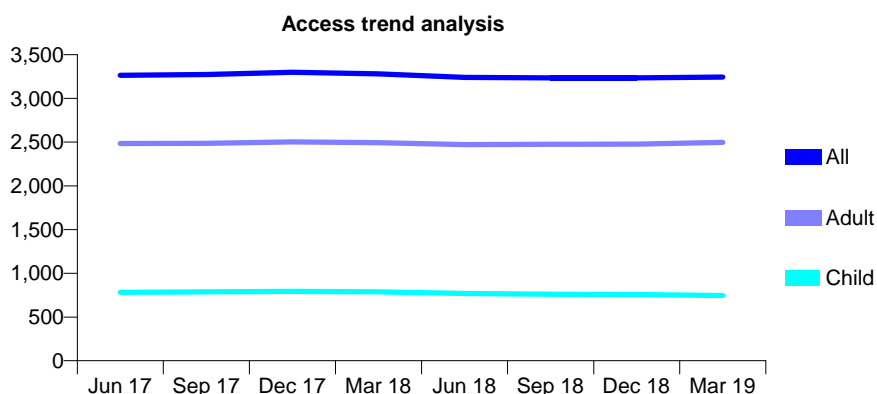
Q63 - Vital Signs At a Glance Contract Report for 574678/0001 - March 2019

Name or company name	MR MJ PRITCHARD
Contract type name	GDS Contract
Purpose of contract	General
Contract start date	01/04/2006
Contract end date	

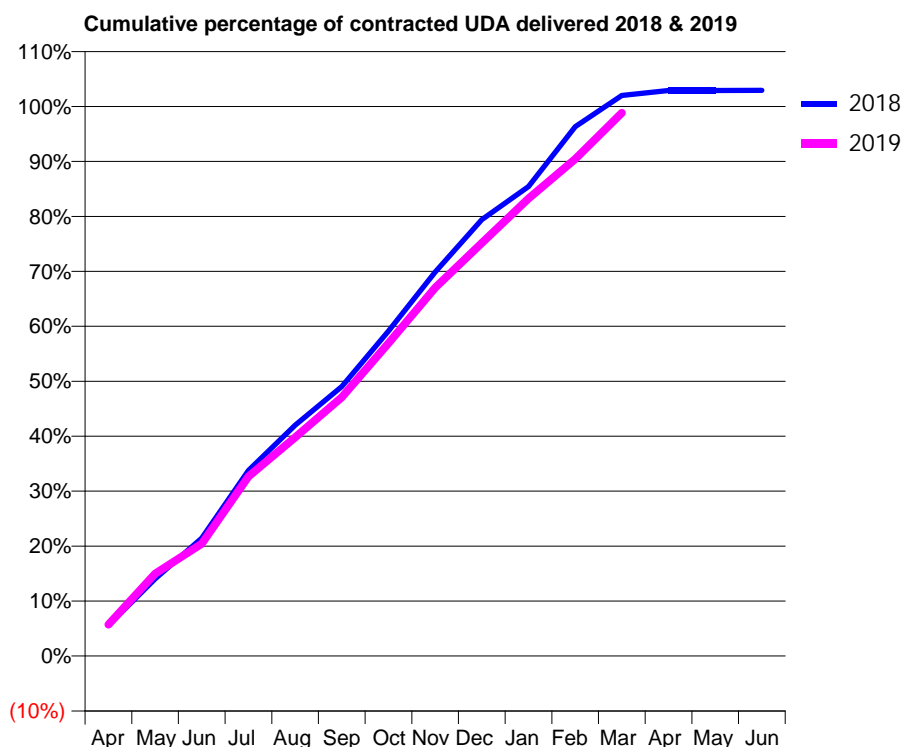
18/19 Contracted general activity (UDA)	8,500
Carry forward general activity (UDA)	-170
18/19 Contracted orthodontic activity (UOA)	0
Carry forward orthodontic activity (UOA)	0
Baseline contract value	£230,714.12

ACCESS*

Patients seen in 24 months	Total	Change since previous quarter
Quarter ending March 2018	3,280	
Quarter ending June 2018	3,240	↓
Quarter ending September 2018	3,236	→
Quarter ending December 2018	3,235	→
Quarter ending March 2019	3,244	→
Variance since March 2018	(1.1%)	↓



ACTIVITY



Month	Adjusted Scheduled Activity (UDA)	
	2018	2019
April	474	486
May	1,196	1,275
June	1,823	1,736
July	2,871	2,778
August	3,571	3,381
September	4,167	4,001
October	5,026	4,838
November	5,939	5,698
December	6,748	6,387
January	7,262	7,075
February	8,188	7,686
March	8,671	8,401
April	8,747	
May	8,747	
June	8,748	

QUALITY

	Quantity	Base Number	Contract	AT	Region	England
% of FP17s for the same patient ID Re-attending within 3 months - Children	55	1,112	4.9%	10.3%	11.9%	11.8%
% of FP17s for the same patient ID Re-attending within 3 months - Adults	331	3,444	9.6%	15.6%	16.9%	15.7%
% of FP17s for the same patient ID Re-attending between 3 & 9 months - Children	727	1,112	65.4%	49.3%	48.9%	58.9%
% of FP17s for the same patient ID Re-attending between 3 & 9 months - Adults	2,052	3,444	59.6%	38.6%	38.9%	50.8%
% of FP17s for Band 1 Urgent Courses	49	4,433	1.1%	10.3%	10.7%	9.1%
% of FP17s Relating to Free Repair or Replacements	10	4,433	0.2%	0.6%	0.5%	0.8%
% of FP17s Relating to Continuations	2	4,433	0.0%	0.9%	0.7%	0.9%
% of Patients satisfied with the dentistry they have received	2	2	N/A	90.5%	89.1%	92.5%
% of Patients satisfied with the time they had to wait for an appointment	1	2	N/A	86.3%	83.1%	87.0%

* This is based on patients treated on this contract for their most recent course of treatment. Figures in italics indicate the base number of FP17s or Patient Questionnaire responses are less than 100. N/A is shown where the base number of responses is less than 10 during the period. % is calculated as Quantity/Base number*100

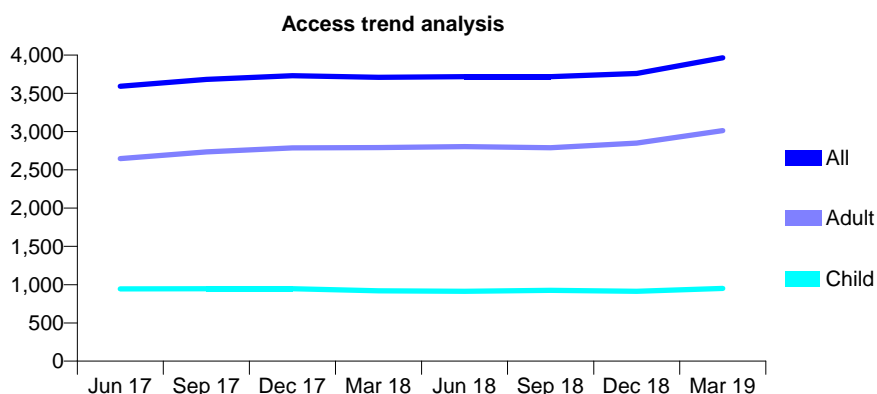
Q63 - Vital Signs At a Glance Contract Report for 576611/0001 - March 2019

Name or company name	MISS SN PATEL
Contract type name	GDS Contract
Purpose of contract	General
Contract start date	01/04/2006
Contract end date	

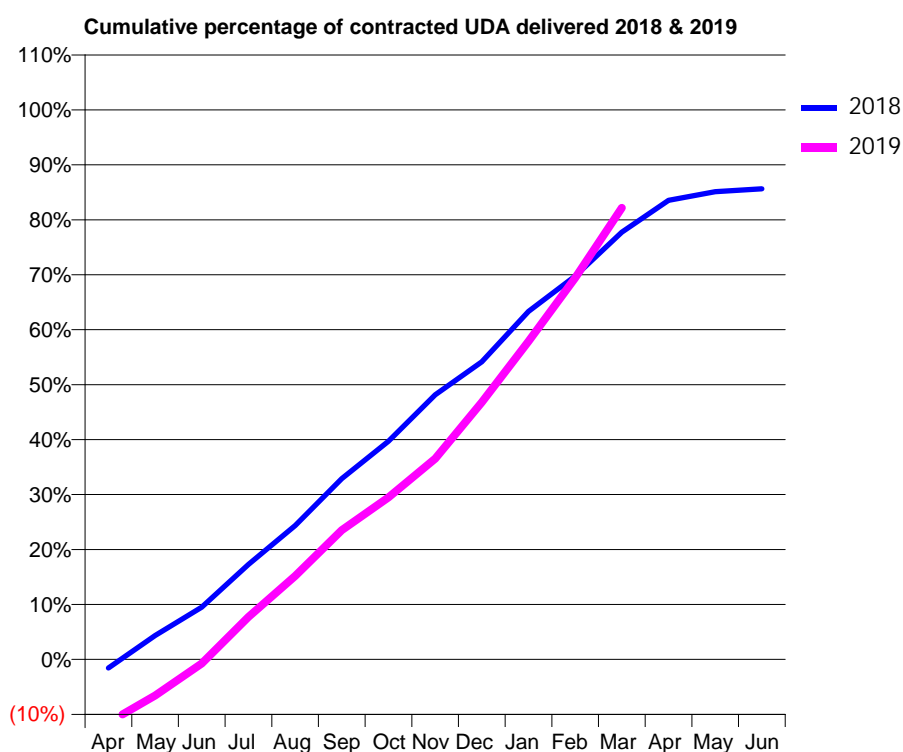
18/19 Contracted general activity (UDA)	10,620
Carry forward general activity (UDA)	1,527
18/19 Contracted orthodontic activity (UOA)	0
Carry forward orthodontic activity (UOA)	0
Baseline contract value	£269,308.55

ACCESS*

Patients seen in 24 months	Total	Change since previous quarter
Quarter ending March 2018	3,710	
Quarter ending June 2018	3,716	→
Quarter ending September 2018	3,716	→
Quarter ending December 2018	3,760	→
Quarter ending March 2019	3,964	↑
Variance since March 2018	6.8%	↑



ACTIVITY



Month	2018	2019
April	-165	-1,224
May	461	-700
June	1,011	-81
July	1,836	821
August	2,586	1,615
September	3,494	2,499
October	4,218	3,133
November	5,113	3,881
December	5,750	4,969
January	6,726	6,147
February	7,408	7,374
March	8,255	8,729
April	8,872	
May	9,038	
June	9,093	

QUALITY

	Quantity	Base Number	Contract	AT	Region	England
% of FP17s for the same patient ID Re-attending within 3 months - Children	108	1,254	8.6%	10.3%	11.9%	11.8%
% of FP17s for the same patient ID Re-attending within 3 months - Adults	572	3,412	16.8%	15.6%	16.9%	15.7%
% of FP17s for the same patient ID Re-attending between 3 & 9 months - Children	532	1,254	42.4%	49.3%	48.9%	58.9%
% of FP17s for the same patient ID Re-attending between 3 & 9 months - Adults	1,006	3,412	29.5%	38.6%	38.9%	50.8%
% of FP17s for Band 1 Urgent Courses	606	4,213	14.4%	10.3%	10.7%	9.1%
% of FP17s Relating to Free Repair or Replacements	28	4,213	0.7%	0.6%	0.5%	0.8%
% of FP17s Relating to Continuations	33	4,213	0.8%	0.9%	0.7%	0.9%
% of Patients satisfied with the dentistry they have received	1	1	N/A	90.5%	89.1%	92.5%
% of Patients satisfied with the time they had to wait for an appointment	1	1	N/A	86.3%	83.1%	87.0%

* This is based on patients treated on this contract for their most recent course of treatment. Figures in italics indicate the base number of FP17s or Patient Questionnaire responses are less than 100. N/A is shown where the base number of responses is less than 10 during the period. % is calculated as Quantity/Base number*100

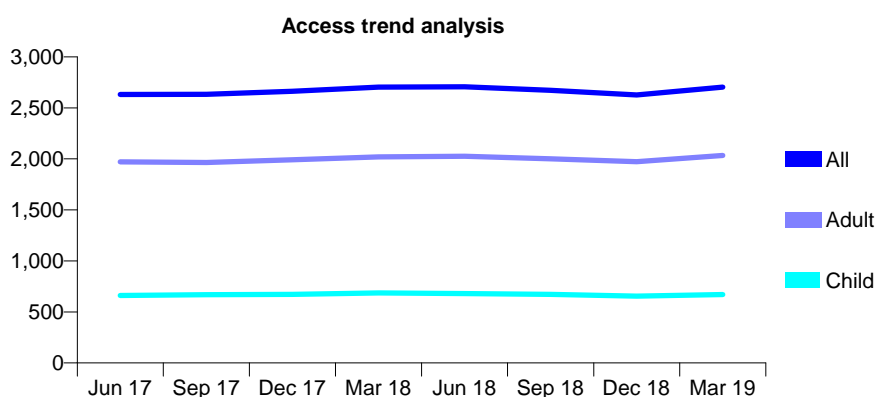
Q63 - Vital Signs At a Glance Contract Report for 577464/0001 - March 2019

Name or company name	MR NR RUBAKUMAR
Contract type name	GDS Contract
Purpose of contract	General
Contract start date	01/04/2006
Contract end date	

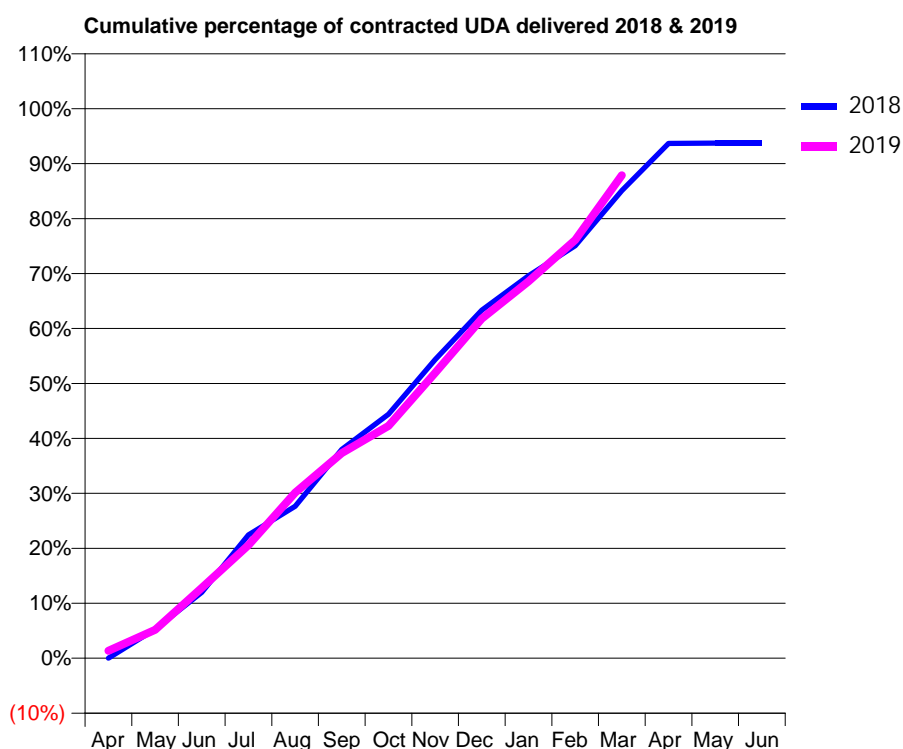
18/19 Contracted general activity (UDA)	7,583
Carry forward general activity (UDA)	0
18/19 Contracted orthodontic activity (UOA)	0
Carry forward orthodontic activity (UOA)	0
Baseline contract value	£214,945.75

ACCESS*

Patients seen in 24 months	Total	Change since previous quarter
Quarter ending March 2018	2,704	
Quarter ending June 2018	2,707	→
Quarter ending September 2018	2,673	↓
Quarter ending December 2018	2,627	↓
Quarter ending March 2019	2,704	↑
Variance since March 2018	0.0%	→



ACTIVITY



Month	Adjusted Scheduled Activity (UDA)	
	2018	2019
April	0	105
May	402	393
June	908	971
July	1,701	1,560
August	2,096	2,285
September	2,880	2,831
October	3,366	3,204
November	4,120	3,938
December	4,801	4,686
January	5,276	5,199
February	5,693	5,771
March	6,450	6,665
April	7,104	
May	7,107	
June	7,107	

QUALITY

	Quantity	Base Number	Contract	AT	Region	England
% of FP17s for the same patient ID Re-attending within 3 months - Children	44	709	6.2%	10.3%	11.9%	11.8%
% of FP17s for the same patient ID Re-attending within 3 months - Adults	461	2,235	20.6%	15.6%	16.9%	15.7%
% of FP17s for the same patient ID Re-attending between 3 & 9 months - Children	242	709	34.1%	49.3%	48.9%	58.9%
% of FP17s for the same patient ID Re-attending between 3 & 9 months - Adults	691	2,235	30.9%	38.6%	38.9%	50.8%
% of FP17s for Band 1 Urgent Courses	464	2,677	17.3%	10.3%	10.7%	9.1%
% of FP17s Relating to Free Repair or Replacements	23	2,677	0.9%	0.6%	0.5%	0.8%
% of FP17s Relating to Continuations	53	2,677	2.0%	0.9%	0.7%	0.9%
% of Patients satisfied with the dentistry they have received	5	5	N/A	90.5%	89.1%	92.5%
% of Patients satisfied with the time they had to wait for an appointment	4	5	N/A	86.3%	83.1%	87.0%

* This is based on patients treated on this contract for their most recent course of treatment. Figures in italics indicate the base number of FP17s or Patient Questionnaire responses are less than 100. N/A is shown where the base number of responses is less than 10 during the period. % is calculated as Quantity/Base number*100

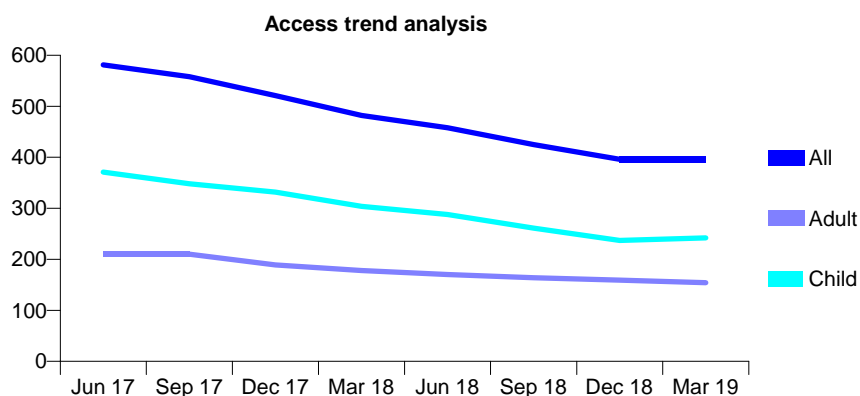
Q63 - Vital Signs At a Glance Contract Report for 578673/0002 - March 2019

Name or company name	M Shah
Contract type name	GDS Contract
Purpose of contract	General
Contract start date	01/04/2006
Contract end date	

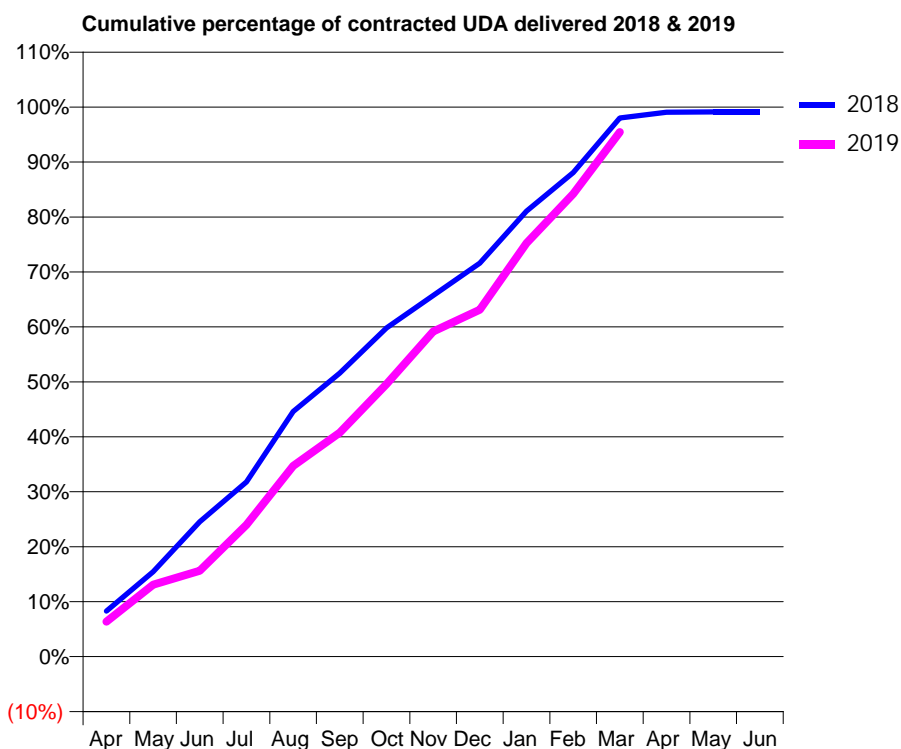
18/19 Contracted general activity (UDA)	2,235
Carry forward general activity (UDA)	20
18/19 Contracted orthodontic activity (UOA)	0
Carry forward orthodontic activity (UOA)	0
Baseline contract value	£57,537.61

ACCESS*

Patients seen in 24 months	Total	Change since previous quarter
Quarter ending March 2018	482	
Quarter ending June 2018	458	↓
Quarter ending September 2018	425	↓
Quarter ending December 2018	396	↓
Quarter ending March 2019	396	→
Variance since March 2018	(17.8%)	↓



ACTIVITY



Month	Adjusted Scheduled Activity (UDA)	
	2018	2019
April	185	142
May	345	292
June	548	350
July	711	536
August	997	776
September	1,153	911
October	1,337	1,108
November	1,469	1,323
December	1,600	1,411
January	1,812	1,681
February	1,968	1,882
March	2,190	2,134
April	2,213	
May	2,215	
June	2,215	

QUALITY

	Quantity	Base Number	Contract	AT	Region	England
% of FP17s for the same patient ID Re-attending within 3 months - Children	57	430	13.3%	10.3%	11.9%	11.8%
% of FP17s for the same patient ID Re-attending within 3 months - Adults	36	228	15.8%	15.6%	16.9%	15.7%
% of FP17s for the same patient ID Re-attending between 3 & 9 months - Children	293	430	68.1%	49.3%	48.9%	58.9%
% of FP17s for the same patient ID Re-attending between 3 & 9 months - Adults	155	228	68.0%	38.6%	38.9%	50.8%
% of FP17s for Band 1 Urgent Courses	18	650	2.8%	10.3%	10.7%	9.1%
% of FP17s Relating to Free Repair or Replacements	0	650	0.0%	0.6%	0.5%	0.8%
% of FP17s Relating to Continuations	2	650	0.3%	0.9%	0.7%	0.9%
% of Patients satisfied with the dentistry they have received	0	1	N/A	90.5%	89.1%	92.5%
% of Patients satisfied with the time they had to wait for an appointment	0	1	N/A	86.3%	83.1%	87.0%

* This is based on patients treated on this contract for their most recent course of treatment. Figures in italics indicate the base number of FP17s or Patient Questionnaire responses are less than 100. N/A is shown where the base number of responses is less than 10 during the period. % is calculated as Quantity/Base number*100

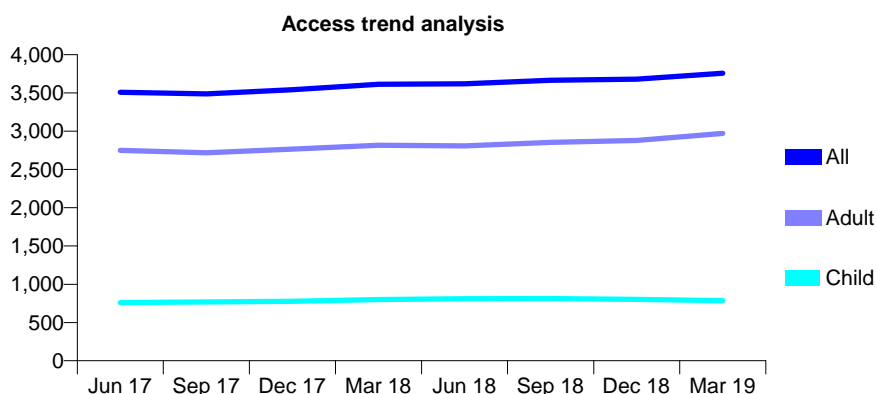
Q63 - Vital Signs At a Glance Contract Report for 610070/0001 - March 2019

Name or company name	MR DV PATEL
Contract type name	GDS Contract
Purpose of contract	General
Contract start date	01/04/2011
Contract end date	

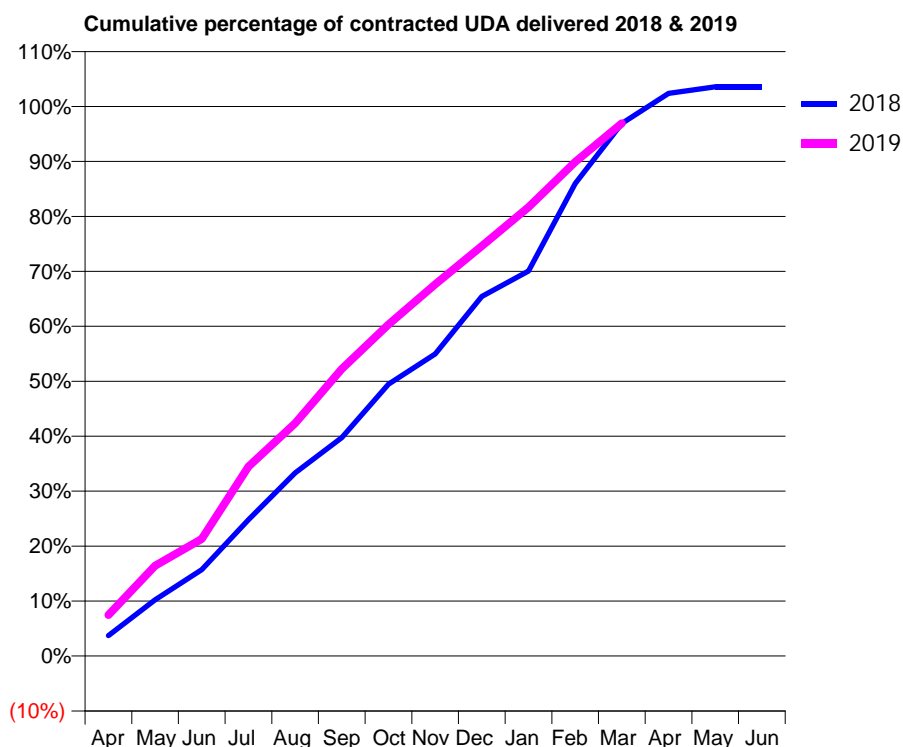
18/19 Contracted general activity (UDA)	7,500
Carry forward general activity (UDA)	-150
18/19 Contracted orthodontic activity (UOA)	0
Carry forward orthodontic activity (UOA)	0
Baseline contract value	£210,481.13

ACCESS*

Patients seen in 24 months	Total	Change since previous quarter
Quarter ending March 2018	3,614	
Quarter ending June 2018	3,619	→
Quarter ending September 2018	3,667	→
Quarter ending December 2018	3,680	→
Quarter ending March 2019	3,757	↑
Variance since March 2018	4.0%	↑



ACTIVITY



Month	Adjusted Scheduled Activity (UDA)	
	2018	2019
April	280	559
May	767	1,234
June	1,178	1,596
July	1,859	2,585
August	2,500	3,176
September	2,981	3,918
October	3,710	4,523
November	4,123	5,074
December	4,907	5,596
January	5,253	6,125
February	6,449	6,744
March	7,268	7,271
April	7,678	
May	7,767	
June	7,768	

QUALITY

	Quantity	Base Number	Contract	AT	Region	England
% of FP17s for the same patient ID Re-attending within 3 months - Children	69	967	7.1%	10.3%	11.9%	11.8%
% of FP17s for the same patient ID Re-attending within 3 months - Adults	367	2,975	12.3%	15.6%	16.9%	15.7%
% of FP17s for the same patient ID Re-attending between 3 & 9 months - Children	405	967	41.9%	49.3%	48.9%	58.9%
% of FP17s for the same patient ID Re-attending between 3 & 9 months - Adults	993	2,975	33.4%	38.6%	38.9%	50.8%
% of FP17s for Band 1 Urgent Courses	494	3,724	13.3%	10.3%	10.7%	9.1%
% of FP17s Relating to Free Repair or Replacements	28	3,724	0.8%	0.6%	0.5%	0.8%
% of FP17s Relating to Continuations	36	3,724	1.0%	0.9%	0.7%	0.9%
% of Patients satisfied with the dentistry they have received	0	0	N/A	90.5%	89.1%	92.5%
% of Patients satisfied with the time they had to wait for an appointment	0	0	N/A	86.3%	83.1%	87.0%

* This is based on patients treated on this contract for their most recent course of treatment. Figures in italics indicate the base number of FP17s or Patient Questionnaire responses are less than 100. N/A is shown where the base number of responses is less than 10 during the period. % is calculated as Quantity/Base number*100

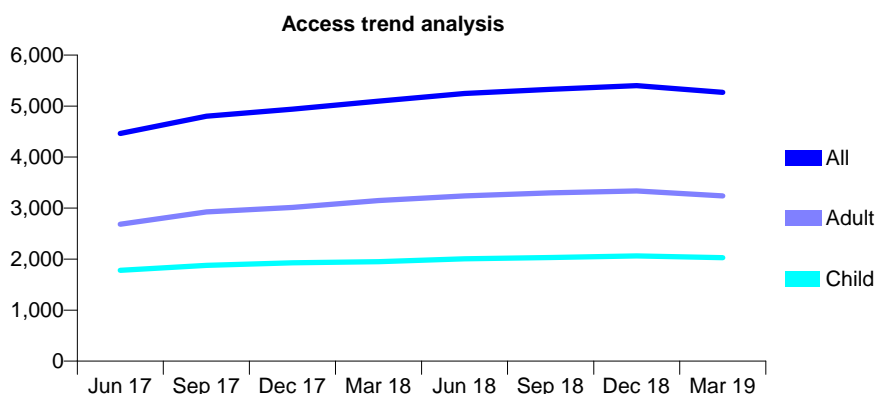
Q63 - Vital Signs At a Glance Contract Report for 610070/0002 - March 2019

Name or company name	MR DV PATEL
Contract type name	GDS Contract
Purpose of contract	General
Contract start date	01/11/2015
Contract end date	

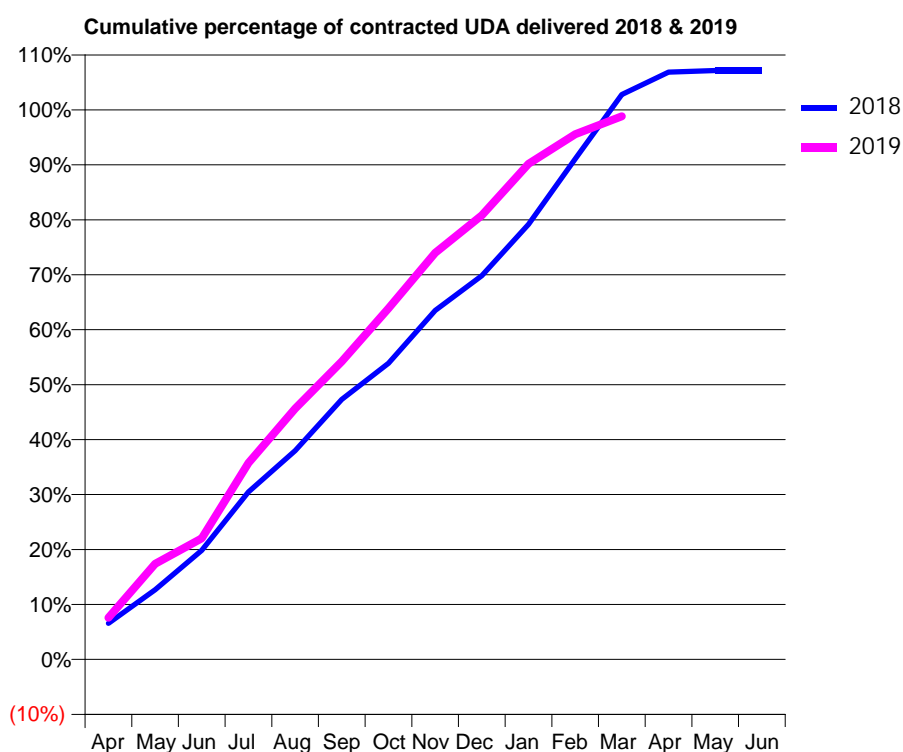
18/19 Contracted general activity (UDA)	10,000
Carry forward general activity (UDA)	-200
18/19 Contracted orthodontic activity (UOA)	0
Carry forward orthodontic activity (UOA)	0
Baseline contract value	£258,207.83

ACCESS*

Patients seen in 24 months	Total	Change since previous quarter
Quarter ending March 2018	5,096	
Quarter ending June 2018	5,245	↑
Quarter ending September 2018	5,330	→
Quarter ending December 2018	5,400	→
Quarter ending March 2019	5,268	↓
Variance since March 2018	3.4%	↑



ACTIVITY



Month	Adjusted Scheduled Activity (UDA)	
	2018	2019
April	656	757
May	1,267	1,740
June	1,985	2,206
July	3,046	3,576
August	3,800	4,566
September	4,730	5,420
October	5,390	6,388
November	6,351	7,399
December	6,982	8,079
January	7,918	9,019
February	9,109	9,554
March	10,279	9,883
April	10,686	
May	10,715	
June	10,715	

QUALITY

	Quantity	Base Number	Contract	AT	Region	England
% of FP17s for the same patient ID Re-attending within 3 months - Children	190	2,898	6.6%	10.3%	11.9%	11.8%
% of FP17s for the same patient ID Re-attending within 3 months - Adults	341	3,608	9.5%	15.6%	16.9%	15.7%
% of FP17s for the same patient ID Re-attending between 3 & 9 months - Children	1,757	2,898	60.6%	49.3%	48.9%	58.9%
% of FP17s for the same patient ID Re-attending between 3 & 9 months - Adults	1,731	3,608	48.0%	38.6%	38.9%	50.8%
% of FP17s for Band 1 Urgent Courses	459	6,249	7.3%	10.3%	10.7%	9.1%
% of FP17s Relating to Free Repair or Replacements	13	6,249	0.2%	0.6%	0.5%	0.8%
% of FP17s Relating to Continuations	0	6,249	0.0%	0.9%	0.7%	0.9%
% of Patients satisfied with the dentistry they have received	1	1	N/A	90.5%	89.1%	92.5%
% of Patients satisfied with the time they had to wait for an appointment	1	1	N/A	86.3%	83.1%	87.0%

* This is based on patients treated on this contract for their most recent course of treatment. Figures in italics indicate the base number of FP17s or Patient Questionnaire responses are less than 100. N/A is shown where the base number of responses is less than 10 during the period. % is calculated as Quantity/Base number*100

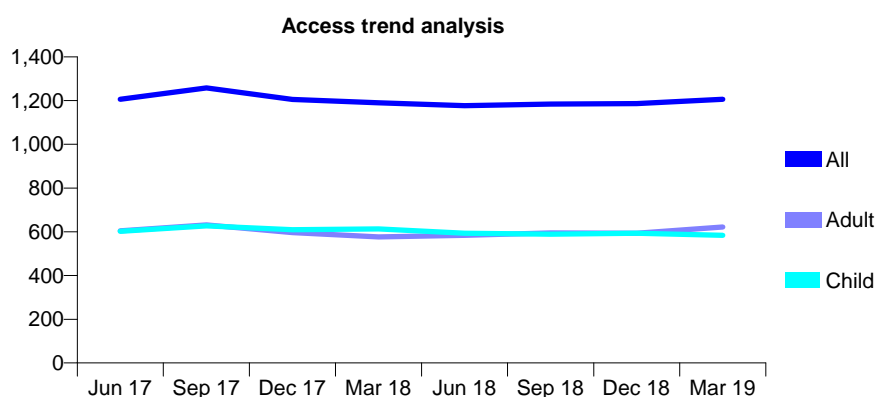
Q63 - Vital Signs At a Glance Contract Report for 623369/0002 - March 2019

Name or company name	MR RP BATEMAN
Contract type name	PDS Contract
Purpose of contract	General and Orthodontic
Contract start date	01/04/2006
Contract end date	31/03/2019

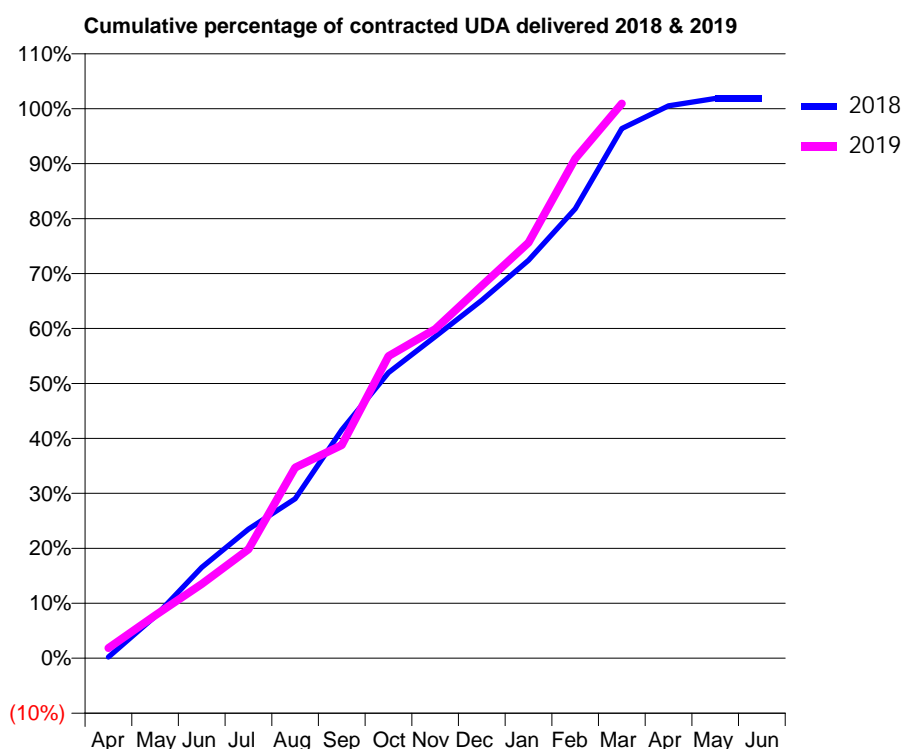
18/19 Contracted general activity (UDA)	1,777
Carry forward general activity (UDA)	-33
18/19 Contracted orthodontic activity (UOA)	3,951
Carry forward orthodontic activity (UOA)	-55
Baseline contract value	£349,922.21

ACCESS*

Patients seen in 24 months	Total	Change since previous quarter
Quarter ending March 2018	1,190	
Quarter ending June 2018	1,177	↓
Quarter ending September 2018	1,184	→
Quarter ending December 2018	1,186	→
Quarter ending March 2019	1,206	→
Variance since March 2018	1.3%	→



ACTIVITY



Adjusted Scheduled Activity (UDA)		
Month	2018	2019
April	4	33
May	135	139
June	294	240
July	417	352
August	515	617
September	738	689
October	923	977
November	1,040	1,064
December	1,157	1,205
January	1,287	1,344
February	1,454	1,616
March	1,713	1,793
April	1,786	
May	1,810	
June	1,810	

QUALITY

	Quantity	Base Number	Contract	AT	Region	England
% of FP17s for the same patient ID Re-attending within 3 months - Children	27	853	3.2%	10.3%	11.9%	11.8%
% of FP17s for the same patient ID Re-attending within 3 months - Adults	45	494	9.1%	15.6%	16.9%	15.7%
% of FP17s for the same patient ID Re-attending between 3 & 9 months - Children	122	853	14.3%	49.3%	48.9%	58.9%
% of FP17s for the same patient ID Re-attending between 3 & 9 months - Adults	131	494	26.5%	38.6%	38.9%	50.8%
% of FP17s for Band 1 Urgent Courses	42	789	5.3%	10.3%	10.7%	9.1%
% of FP17s Relating to Free Repair or Replacements	2	789	0.3%	0.6%	0.5%	0.8%
% of FP17s Relating to Continuations	3	789	0.4%	0.9%	0.7%	0.9%
% of Patients satisfied with the dentistry they have received	0	0	N/A	90.5%	89.1%	92.5%
% of Patients satisfied with the time they had to wait for an appointment	0	0	N/A	86.3%	83.1%	87.0%

* This is based on patients treated on this contract for their most recent course of treatment. Figures in italics indicate the base number of FP17s or Patient Questionnaire responses are less than 100. N/A is shown where the base number of responses is less than 10 during the period. % is calculated as Quantity/Base number*100

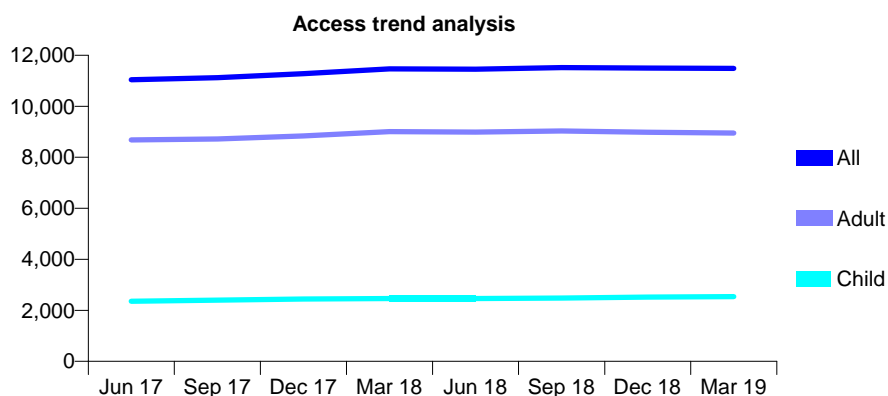
Q63 - Vital Signs At a Glance Contract Report for 624896/0003 - March 2019

Name or company name	Dentaria
Contract type name	GDS Contract
Purpose of contract	General
Contract start date	01/04/2006
Contract end date	

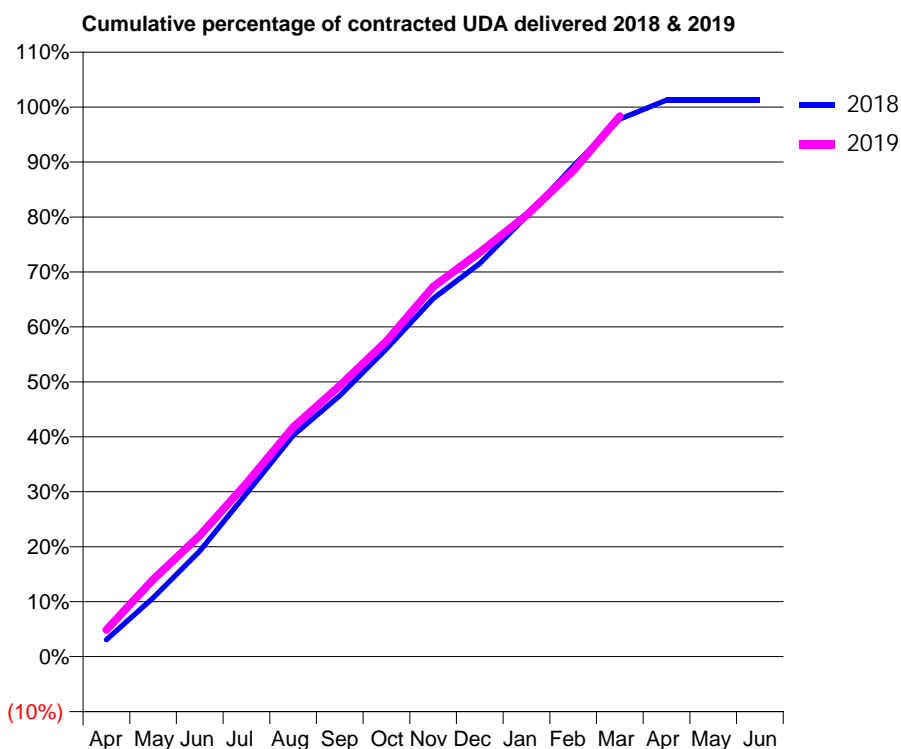
18/19 Contracted general activity (UDA)	30,842
Carry forward general activity (UDA)	-395
18/19 Contracted orthodontic activity (UOA)	0
Carry forward orthodontic activity (UOA)	0
Baseline contract value	£918,905.01

ACCESS*

Patients seen in 24 months	Total	Change since previous quarter
Quarter ending March 2018	11,467	
Quarter ending June 2018	11,456	→
Quarter ending September 2018	11,516	→
Quarter ending December 2018	11,499	→
Quarter ending March 2019	11,487	→
Variance since March 2018	0.2%	→



ACTIVITY



Month	Adjusted Scheduled Activity (UDA)	
	2018	2019
April	949	1,508
May	3,304	4,330
June	5,921	6,793
July	9,154	9,725
August	12,422	12,876
September	14,643	15,205
October	17,280	17,714
November	20,103	20,769
December	22,067	22,700
January	24,711	24,770
February	27,523	27,278
March	30,163	30,322
April	31,236	
May	31,236	
June	31,237	

QUALITY

	Quantity	Base Number	Contract	AT	Region	England
% of FP17s for the same patient ID Re-attending within 3 months - Children	185	3,107	6.0%	10.3%	11.9%	11.8%
% of FP17s for the same patient ID Re-attending within 3 months - Adults	1,141	10,106	11.3%	15.6%	16.9%	15.7%
% of FP17s for the same patient ID Re-attending between 3 & 9 months - Children	1,396	3,107	44.9%	49.3%	48.9%	58.9%
% of FP17s for the same patient ID Re-attending between 3 & 9 months - Adults	4,192	10,106	41.5%	38.6%	38.9%	50.8%
% of FP17s for Band 1 Urgent Courses	1,146	12,699	9.0%	10.3%	10.7%	9.1%
% of FP17s Relating to Free Repair or Replacements	95	12,699	0.7%	0.6%	0.5%	0.8%
% of FP17s Relating to Continuations	116	12,699	0.9%	0.9%	0.7%	0.9%
% of Patients satisfied with the dentistry they have received	6	7	N/A	90.5%	89.1%	92.5%
% of Patients satisfied with the time they had to wait for an appointment	6	7	N/A	86.3%	83.1%	87.0%

* This is based on patients treated on this contract for their most recent course of treatment. Figures in italics indicate the base number of FP17s or Patient Questionnaire responses are less than 100. N/A is shown where the base number of responses is less than 10 during the period. % is calculated as Quantity/Base number*100

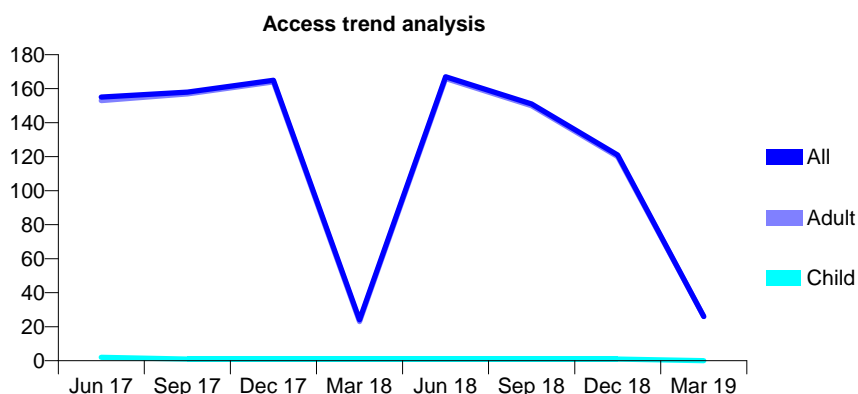
Q63 - Vital Signs At a Glance Contract Report for 624896/0005 - March 2019

Name or company name	MR JA GINTY
Contract type name	PDS Contract
Purpose of contract	General
Contract start date	01/09/2010
Contract end date	31/07/2018

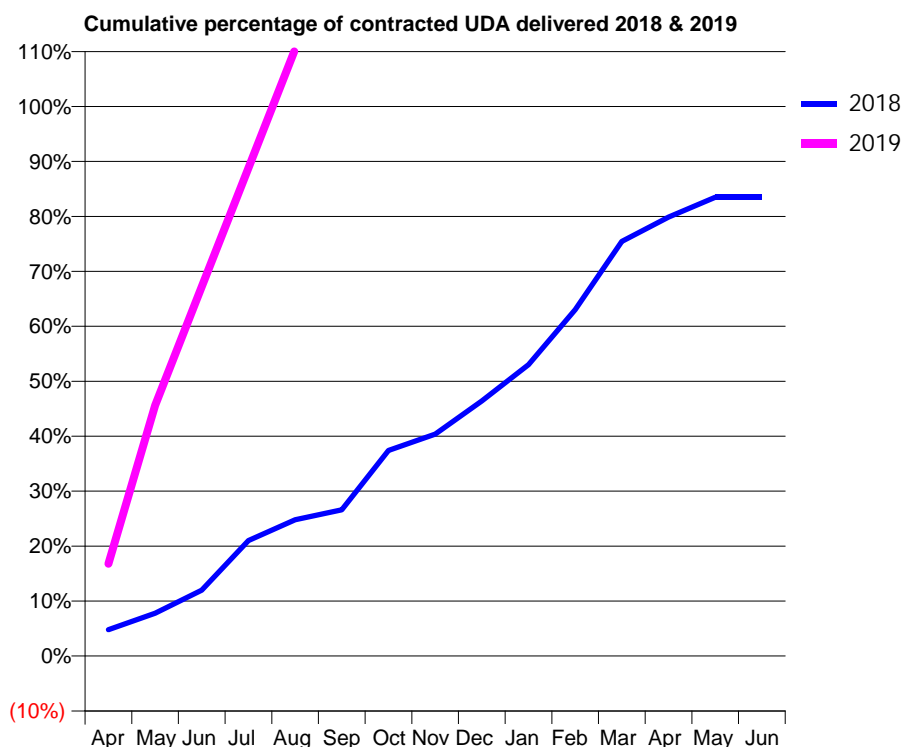
18/19 Contracted general activity (UDA)	125
Carry forward general activity (UDA)	0
18/19 Contracted orthodontic activity (UOA)	0
Carry forward orthodontic activity (UOA)	0
Baseline contract value	£6,351.70

ACCESS*

Patients seen in 24 months	Total	Change since previous quarter
Quarter ending March 2018	24	
Quarter ending June 2018	167	↑
Quarter ending September 2018	151	↓
Quarter ending December 2018	121	↓
Quarter ending March 2019	26	↓
Variance since March 2018	8.3%	↑



ACTIVITY



Month	Adjusted Scheduled Activity (UDA)	
	2018	2019
April	24	21
May	39	57
June	60	84
July	105	111
August	124	138
September	133	138
October	187	138
November	202	138
December	232	138
January	265	138
February	315	138
March	377	138
April	399	
May	417	
June	417	

QUALITY

	Quantity	Base Number	Contract	AT	Region	England
% of FP17s for the same patient ID Re-attending within 3 months - Children	0	2	0.0%	10.3%	11.9%	11.8%
% of FP17s for the same patient ID Re-attending within 3 months - Adults	0	61	0.0%	15.6%	16.9%	15.7%
% of FP17s for the same patient ID Re-attending between 3 & 9 months - Children	0	2	0.0%	49.3%	48.9%	58.9%
% of FP17s for the same patient ID Re-attending between 3 & 9 months - Adults	0	61	0.0%	38.6%	38.9%	50.8%
% of FP17s for Band 1 Urgent Courses	0	48	0.0%	10.3%	10.7%	9.1%
% of FP17s Relating to Free Repair or Replacements	0	48	0.0%	0.6%	0.5%	0.8%
% of FP17s Relating to Continuations	0	48	0.0%	0.9%	0.7%	0.9%
% of Patients satisfied with the dentistry they have received	0	0	N/A	90.5%	89.1%	92.5%
% of Patients satisfied with the time they had to wait for an appointment	0	0	N/A	86.3%	83.1%	87.0%

* This is based on patients treated on this contract for their most recent course of treatment. Figures in italics indicate the base number of FP17s or Patient Questionnaire responses are less than 100. N/A is shown where the base number of responses is less than 10 during the period. % is calculated as Quantity/Base number*100

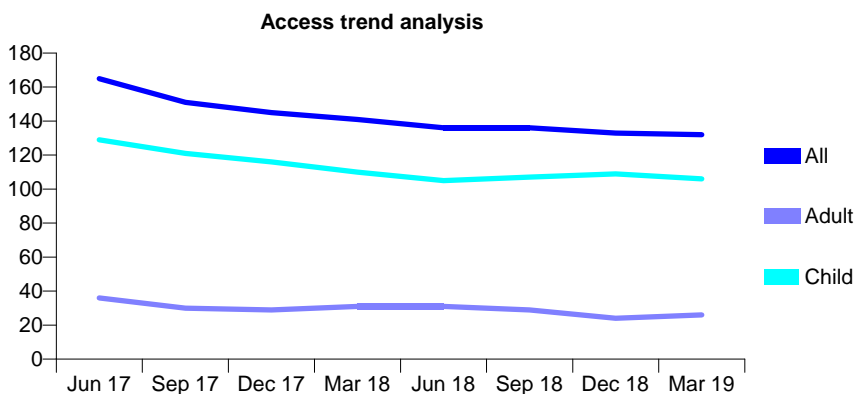
Q63 - Vital Signs At a Glance Contract Report for 630667/0001 - March 2019

Name or company name	MRS CA SIDA-MURRAY
Contract type name	GDS Contract
Purpose of contract	General
Contract start date	01/04/2006
Contract end date	

18/19 Contracted general activity (UDA)	300
Carry forward general activity (UDA)	0
18/19 Contracted orthodontic activity (UOA)	0
Carry forward orthodontic activity (UOA)	0
Baseline contract value	£7,401.90

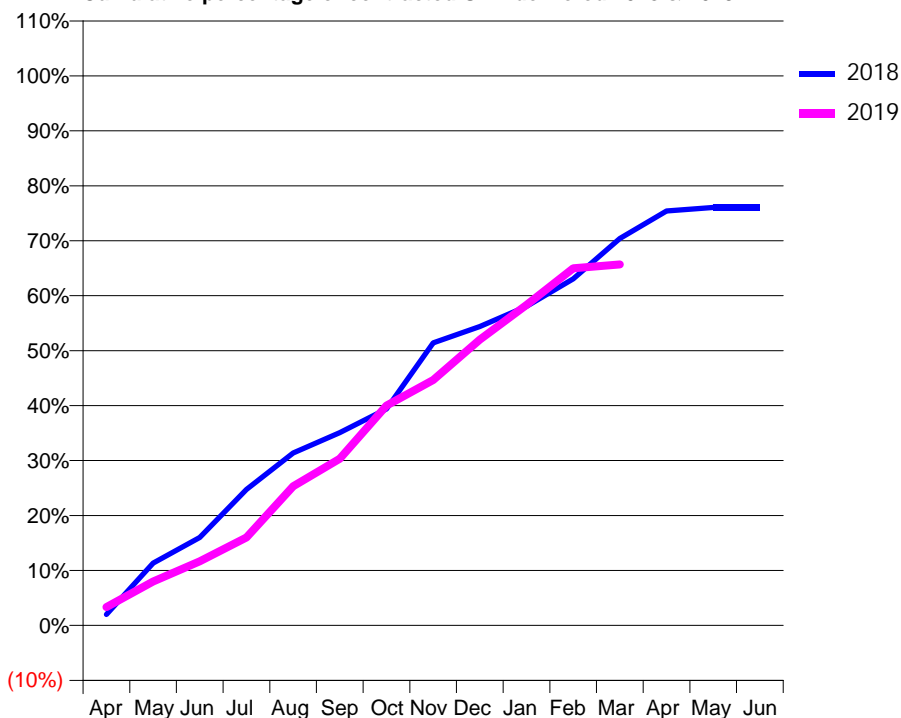
ACCESS*

Patients seen in 24 months	Total	Change since previous quarter
Quarter ending March 2018	141	
Quarter ending June 2018	136	↓
Quarter ending September 2018	136	→
Quarter ending December 2018	133	↓
Quarter ending March 2019	132	→
Variance since March 2018	(6.4%)	↓



ACTIVITY

Cumulative percentage of contracted UDA delivered 2018 & 2019



Month	Adjusted Scheduled Activity (UDA)	
	2018	2019
April	6	10
May	34	24
June	48	35
July	74	48
August	94	76
September	105	91
October	118	120
November	154	134
December	163	156
January	174	175
February	189	195
March	211	197
April	226	
May	228	
June	228	

QUALITY

	Quantity	Base Number	Contract	AT	Region	England
% of FP17s for the same patient ID Re-attending within 3 months - Children	7	164	4.3%	10.3%	11.9%	11.8%
% of FP17s for the same patient ID Re-attending within 3 months - Adults	0	16	0.0%	15.6%	16.9%	15.7%
% of FP17s for the same patient ID Re-attending between 3 & 9 months - Children	116	164	70.7%	49.3%	48.9%	58.9%
% of FP17s for the same patient ID Re-attending between 3 & 9 months - Adults	12	16	75.0%	38.6%	38.9%	50.8%
% of FP17s for Band 1 Urgent Courses	0	163	0.0%	10.3%	10.7%	9.1%
% of FP17s Relating to Free Repair or Replacements	0	163	0.0%	0.6%	0.5%	0.8%
% of FP17s Relating to Continuations	0	163	0.0%	0.9%	0.7%	0.9%
% of Patients satisfied with the dentistry they have received	0	0	N/A	90.5%	89.1%	92.5%
% of Patients satisfied with the time they had to wait for an appointment	0	0	N/A	86.3%	83.1%	87.0%

* This is based on patients treated on this contract for their most recent course of treatment.

Figures in italics indicate the base number of FP17s or Patient Questionnaire responses are less than 100. N/A is shown where the base number of responses is less than 10 during the period. % is calculated as Quantity/Base number*100

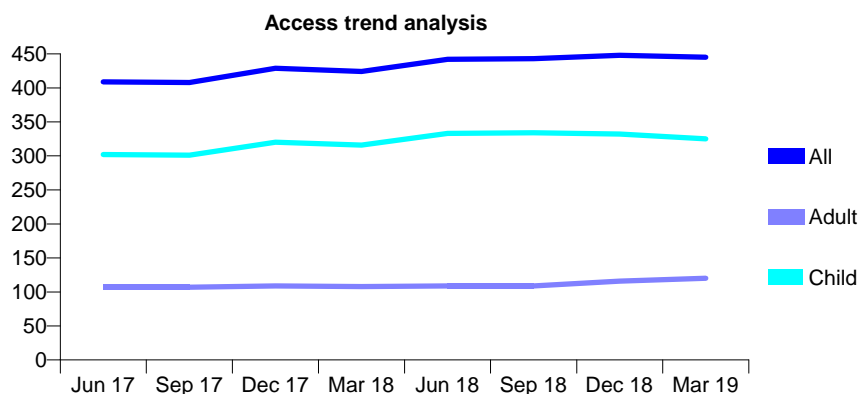
Q63 - Vital Signs At a Glance Contract Report for 632236/0001 - March 2019

Name or company name	MR WO DE VRIES
Contract type name	GDS Contract
Purpose of contract	General
Contract start date	01/04/2006
Contract end date	

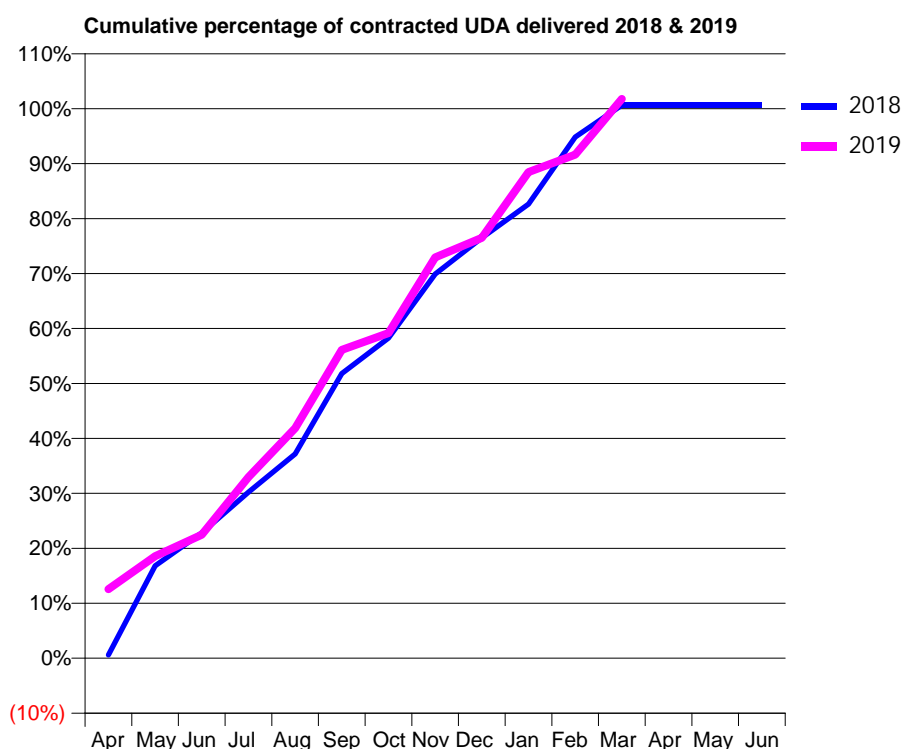
18/19 Contracted general activity (UDA)	850
Carry forward general activity (UDA)	-5
18/19 Contracted orthodontic activity (UOA)	0
Carry forward orthodontic activity (UOA)	0
Baseline contract value	£24,731.22

ACCESS*

Patients seen in 24 months	Total	Change since previous quarter
Quarter ending March 2018	424	
Quarter ending June 2018	442	↑
Quarter ending September 2018	443	→
Quarter ending December 2018	448	→
Quarter ending March 2019	445	→
Variance since March 2018	5.0%	↑



ACTIVITY



Month	Adjusted Scheduled Activity (UDA)	
	2018	2019
April	5	107
May	143	158
June	194	191
July	257	280
August	316	356
September	440	477
October	495	503
November	594	620
December	650	650
January	702	752
February	806	779
March	855	865
April	855	
May	855	
June	855	

QUALITY

	Quantity	Base Number	Contract	AT	Region	England
% of FP17s for the same patient ID Re-attending within 3 months - Children	9	535	1.7%	10.3%	11.9%	11.8%
% of FP17s for the same patient ID Re-attending within 3 months - Adults	2	86	2.3%	15.6%	16.9%	15.7%
% of FP17s for the same patient ID Re-attending between 3 & 9 months - Children	403	535	75.3%	49.3%	48.9%	58.9%
% of FP17s for the same patient ID Re-attending between 3 & 9 months - Adults	57	86	66.3%	38.6%	38.9%	50.8%
% of FP17s for Band 1 Urgent Courses	0	621	0.0%	10.3%	10.7%	9.1%
% of FP17s Relating to Free Repair or Replacements	0	621	0.0%	0.6%	0.5%	0.8%
% of FP17s Relating to Continuations	0	621	0.0%	0.9%	0.7%	0.9%
% of Patients satisfied with the dentistry they have received	0	0	N/A	90.5%	89.1%	92.5%
% of Patients satisfied with the time they had to wait for an appointment	0	0	N/A	86.3%	83.1%	87.0%

* This is based on patients treated on this contract for their most recent course of treatment.

Figures in italics indicate the base number of FP17s or Patient Questionnaire responses are less than 100. N/A is shown where the base number of responses is less than 10 during the period. % is calculated as Quantity/Base number*100

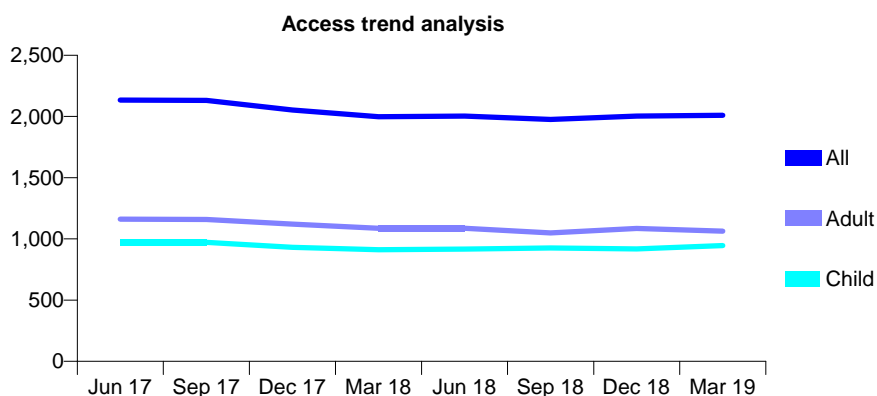
Q63 - Vital Signs At a Glance Contract Report for 632775/0001 - March 2019

Name or company name	MR AJ WHITTOME
Contract type name	GDS Contract
Purpose of contract	General
Contract start date	01/04/2006
Contract end date	

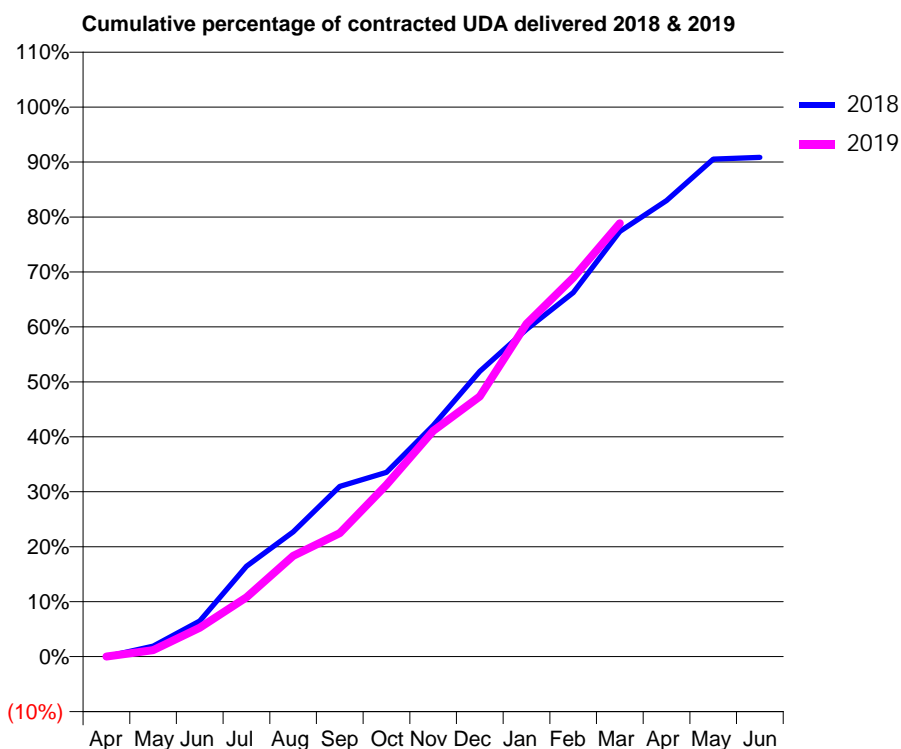
18/19 Contracted general activity (UDA)	7,187
Carry forward general activity (UDA)	0
18/19 Contracted orthodontic activity (UOA)	0
Carry forward orthodontic activity (UOA)	0
Baseline contract value	£189,043.72

ACCESS*

Patients seen in 24 months	Total	Change since previous quarter
Quarter ending March 2018	1,998	
Quarter ending June 2018	2,004	→
Quarter ending September 2018	1,976	↓
Quarter ending December 2018	2,004	→
Quarter ending March 2019	2,010	→
Variance since March 2018	0.6%	→



ACTIVITY



Month	Adjusted Scheduled Activity (UDA)	
	2018	2019
April	1	0
May	137	85
June	466	378
July	1,181	776
August	1,632	1,318
September	2,227	1,614
October	2,410	2,247
November	3,024	2,952
December	3,731	3,403
January	4,279	4,352
February	4,760	4,956
March	5,561	5,668
April	5,963	
May	6,507	
June	6,529	

QUALITY

	Quantity	Base Number	Contract	AT	Region	England
% of FP17s for the same patient ID Re-attending within 3 months - Children	133	1,262	10.5%	10.3%	11.9%	11.8%
% of FP17s for the same patient ID Re-attending within 3 months - Adults	326	1,342	24.3%	15.6%	16.9%	15.7%
% of FP17s for the same patient ID Re-attending between 3 & 9 months - Children	576	1,262	45.6%	49.3%	48.9%	58.9%
% of FP17s for the same patient ID Re-attending between 3 & 9 months - Adults	551	1,342	41.1%	38.6%	38.9%	50.8%
% of FP17s for Band 1 Urgent Courses	277	2,243	12.3%	10.3%	10.7%	9.1%
% of FP17s Relating to Free Repair or Replacements	0	2,243	0.0%	0.6%	0.5%	0.8%
% of FP17s Relating to Continuations	0	2,243	0.0%	0.9%	0.7%	0.9%
% of Patients satisfied with the dentistry they have received	1	1	N/A	90.5%	89.1%	92.5%
% of Patients satisfied with the time they had to wait for an appointment	1	1	N/A	86.3%	83.1%	87.0%

* This is based on patients treated on this contract for their most recent course of treatment. Figures in italics indicate the base number of FP17s or Patient Questionnaire responses are less than 100. N/A is shown where the base number of responses is less than 10 during the period. % is calculated as Quantity/Base number*100

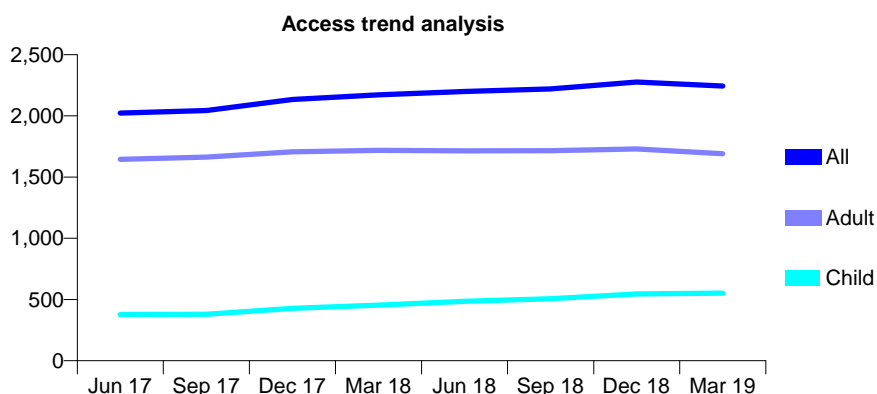
Q63 - Vital Signs At a Glance Contract Report for 635006/0001 - March 2019

Name or company name	MR CJ LEE
Contract type name	GDS Contract
Purpose of contract	General
Contract start date	01/04/2006
Contract end date	

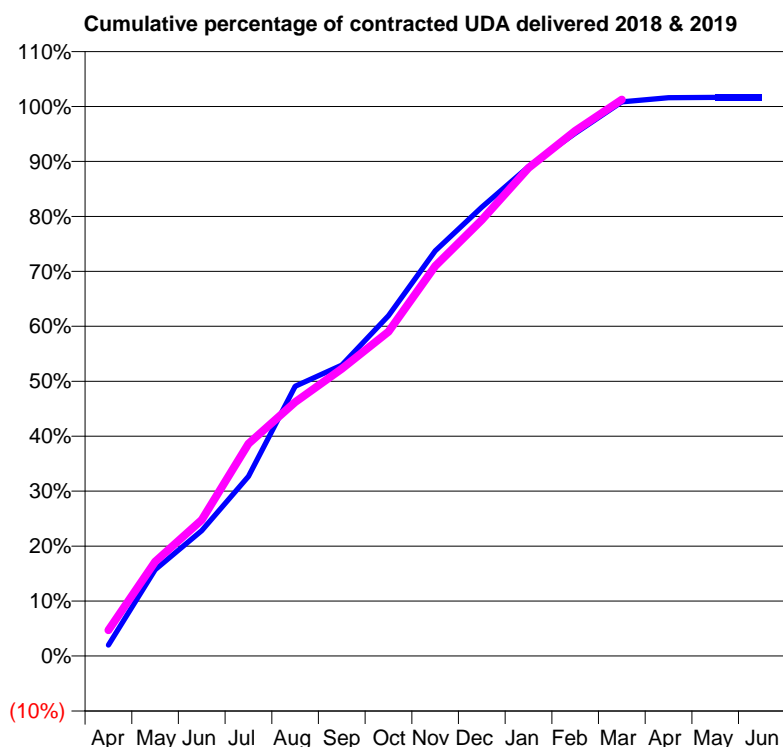
18/19 Contracted general activity (UDA)	8,206
Carry forward general activity (UDA)	-134
18/19 Contracted orthodontic activity (UOA)	0
Carry forward orthodontic activity (UOA)	0
Baseline contract value	£305,518.05

ACCESS*

Patients seen in 24 months	Total	Change since previous quarter
Quarter ending March 2018	2,172	
Quarter ending June 2018	2,199	→
Quarter ending September 2018	2,221	→
Quarter ending December 2018	2,276	↑
Quarter ending March 2019	2,243	↓
Variance since March 2018	3.3%	↑



ACTIVITY



Month	Adjusted Scheduled Activity (UDA)	
	2018	2019
April	164	387
May	1,289	1,409
June	1,872	2,031
July	2,684	3,170
August	4,028	3,793
September	4,344	4,289
October	5,083	4,845
November	6,051	5,822
December	6,702	6,510
January	7,307	7,288
February	7,805	7,842
March	8,275	8,308
April	8,336	
May	8,340	
June	8,340	

QUALITY

	Quantity	Base Number	Contract	AT	Region	England
% of FP17s for the same patient ID Re-attending within 3 months - Children	75	763	9.8%	10.3%	11.9%	11.8%
% of FP17s for the same patient ID Re-attending within 3 months - Adults	327	2,128	15.4%	15.6%	16.9%	15.7%
% of FP17s for the same patient ID Re-attending between 3 & 9 months - Children	332	763	43.5%	49.3%	48.9%	58.9%
% of FP17s for the same patient ID Re-attending between 3 & 9 months - Adults	1,021	2,128	48.0%	38.6%	38.9%	50.8%
% of FP17s for Band 1 Urgent Courses	264	2,846	9.3%	10.3%	10.7%	9.1%
% of FP17s Relating to Free Repair or Replacements	51	2,846	1.8%	0.6%	0.5%	0.8%
% of FP17s Relating to Continuations	28	2,846	1.0%	0.9%	0.7%	0.9%
% of Patients satisfied with the dentistry they have received	0	0	N/A	90.5%	89.1%	92.5%
% of Patients satisfied with the time they had to wait for an appointment	0	0	N/A	86.3%	83.1%	87.0%

* This is based on patients treated on this contract for their most recent course of treatment. Figures in italics indicate the base number of FP17s or Patient Questionnaire responses are less than 100. N/A is shown where the base number of responses is less than 10 during the period. % is calculated as Quantity/Base number*100

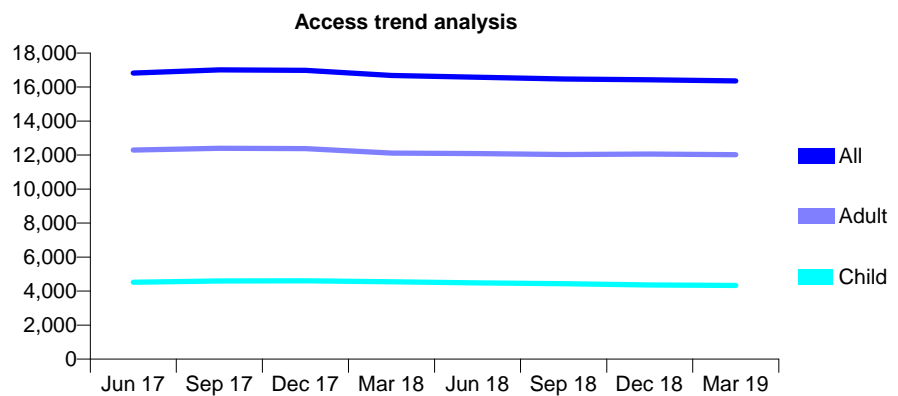
Q63 - Vital Signs At a Glance Contract Report for 638021/0001 - March 2019

Name or company name	MR U PATEL
Contract type name	GDS Contract
Purpose of contract	General
Contract start date	01/04/2006
Contract end date	

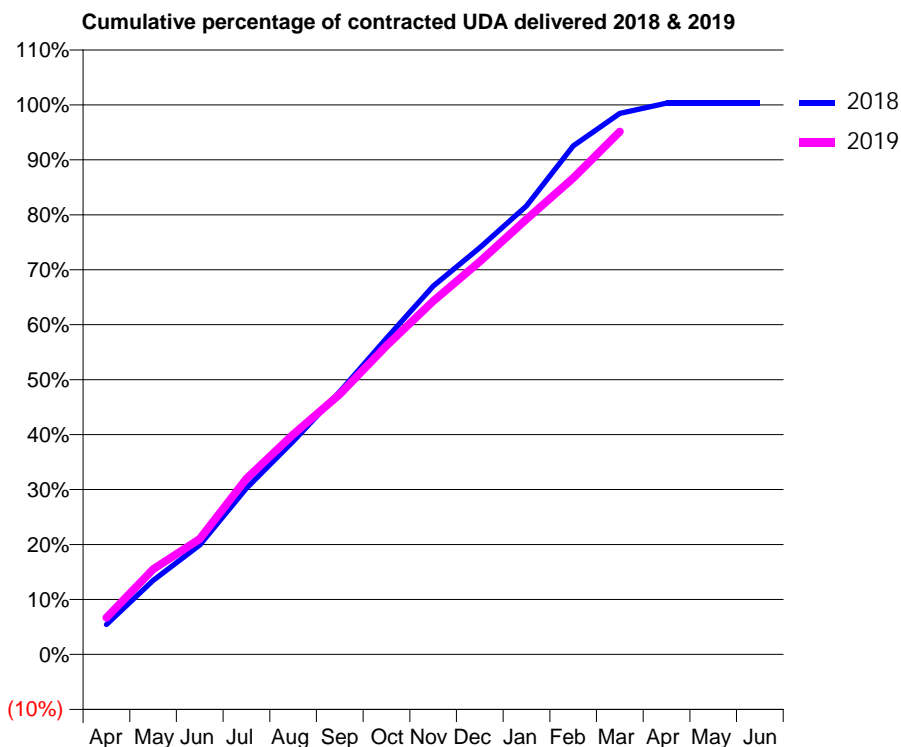
18/19 Contracted general activity (UDA)	56,222
Carry forward general activity (UDA)	-174
18/19 Contracted orthodontic activity (UOA)	0
Carry forward orthodontic activity (UOA)	0
Baseline contract value	£1,684,563.40

ACCESS*

Patients seen in 24 months	Total	Change since previous quarter
Quarter ending March 2018	16,679	
Quarter ending June 2018	16,575	→
Quarter ending September 2018	16,475	→
Quarter ending December 2018	16,427	→
Quarter ending March 2019	16,364	→
Variance since March 2018	(1.9%)	↓



ACTIVITY



Month	Adjusted Scheduled Activity (UDA)	
	2018	2019
April	3,051	3,762
May	7,578	8,730
June	11,197	11,816
July	17,012	17,989
August	21,807	22,508
September	26,881	26,606
October	32,341	31,574
November	37,696	36,143
December	41,610	40,183
January	45,894	44,528
February	52,025	48,747
March	55,342	53,483
April	56,391	
May	56,397	
June	56,396	

QUALITY

	Quantity	Base Number	Contract	AT	Region	England
% of FP17s for the same patient ID Re-attending within 3 months - Children	601	5,192	11.6%	10.3%	11.9%	11.8%
% of FP17s for the same patient ID Re-attending within 3 months - Adults	2,148	12,324	17.4%	15.6%	16.9%	15.7%
% of FP17s for the same patient ID Re-attending between 3 & 9 months - Children	2,201	5,192	42.4%	49.3%	48.9%	58.9%
% of FP17s for the same patient ID Re-attending between 3 & 9 months - Adults	3,805	12,324	30.9%	38.6%	38.9%	50.8%
% of FP17s for Band 1 Urgent Courses	1,679	16,945	9.9%	10.3%	10.7%	9.1%
% of FP17s Relating to Free Repair or Replacements	373	16,945	2.2%	0.6%	0.5%	0.8%
% of FP17s Relating to Continuations	153	16,945	0.9%	0.9%	0.7%	0.9%
% of Patients satisfied with the dentistry they have received	3	3	N/A	90.5%	89.1%	92.5%
% of Patients satisfied with the time they had to wait for an appointment	2	3	N/A	86.3%	83.1%	87.0%

* This is based on patients treated on this contract for their most recent course of treatment. Figures in italics indicate the base number of FP17s or Patient Questionnaire responses are less than 100. N/A is shown where the base number of responses is less than 10 during the period. % is calculated as Quantity/Base number*100

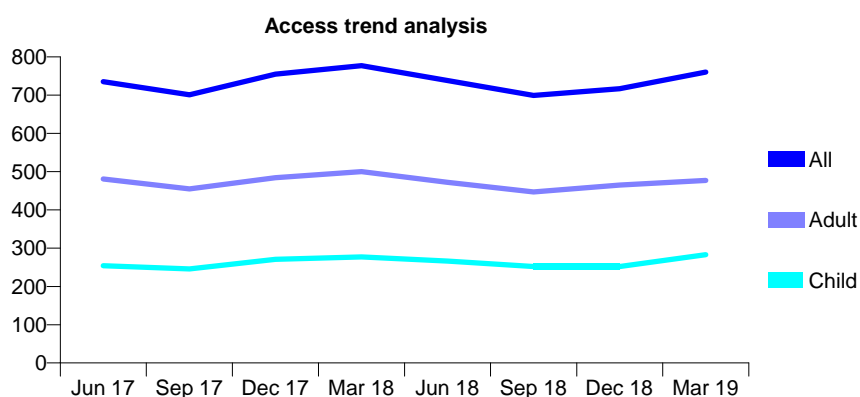
Q63 - Vital Signs At a Glance Contract Report for 638323/0005 - March 2019

Name or company name	Afzal & Photay
Contract type name	GDS Contract
Purpose of contract	General
Contract start date	01/09/2012
Contract end date	

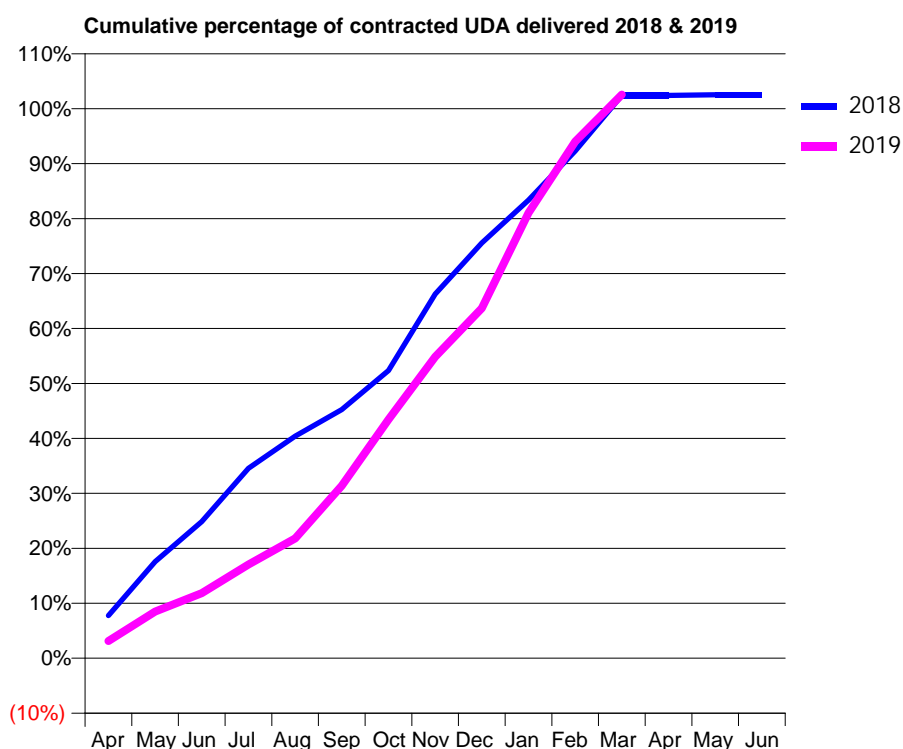
18/19 Contracted general activity (UDA)	2,268
Carry forward general activity (UDA)	-45
18/19 Contracted orthodontic activity (UOA)	0
Carry forward orthodontic activity (UOA)	0
Baseline contract value	£57,249.21

ACCESS*

Patients seen in 24 months	Total	Change since previous quarter
Quarter ending March 2018	777	
Quarter ending June 2018	738	↓
Quarter ending September 2018	699	↓
Quarter ending December 2018	717	↑
Quarter ending March 2019	760	↑
Variance since March 2018	(2.2%)	↓



ACTIVITY



Adjusted Scheduled Activity (UDA)		
Month	2018	2019
April	176	71
May	399	193
June	564	269
July	784	386
August	916	494
September	1,026	712
October	1,187	985
November	1,503	1,244
December	1,714	1,445
January	1,891	1,838
February	2,093	2,132
March	2,323	2,326
April	2,323	
May	2,325	
June	2,325	

QUALITY

	Quantity	Base Number	Contract	AT	Region	England
% of FP17s for the same patient ID Re-attending within 3 months - Children	38	315	12.1%	10.3%	11.9%	11.8%
% of FP17s for the same patient ID Re-attending within 3 months - Adults	100	533	18.8%	15.6%	16.9%	15.7%
% of FP17s for the same patient ID Re-attending between 3 & 9 months - Children	82	315	26.0%	49.3%	48.9%	58.9%
% of FP17s for the same patient ID Re-attending between 3 & 9 months - Adults	124	533	23.3%	38.6%	38.9%	50.8%
% of FP17s for Band 1 Urgent Courses	74	846	8.7%	10.3%	10.7%	9.1%
% of FP17s Relating to Free Repair or Replacements	3	846	0.4%	0.6%	0.5%	0.8%
% of FP17s Relating to Continuations	4	846	0.5%	0.9%	0.7%	0.9%
% of Patients satisfied with the dentistry they have received	0	0	N/A	90.5%	89.1%	92.5%
% of Patients satisfied with the time they had to wait for an appointment	0	0	N/A	86.3%	83.1%	87.0%

* This is based on patients treated on this contract for their most recent course of treatment.

Figures in italics indicate the base number of FP17s or Patient Questionnaire responses are less than 100. N/A is shown where the base number of responses is less than 10 during the period. % is calculated as Quantity/Base number*100

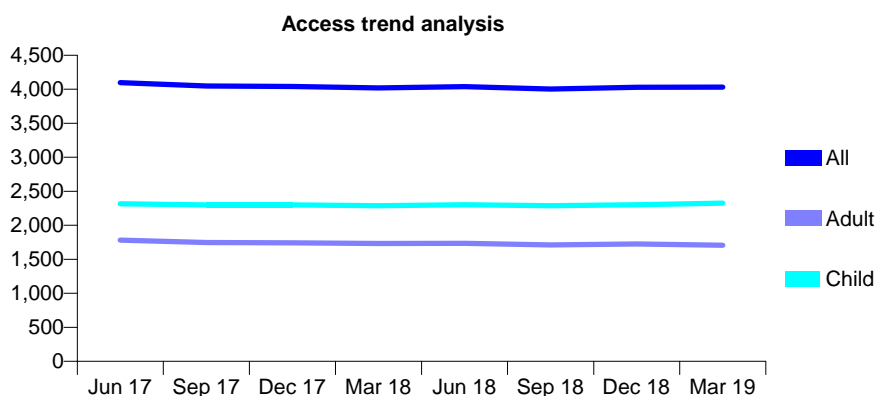
Q63 - Vital Signs At a Glance Contract Report for 643963/0001 - March 2019

Name or company name	MR BJ O'ROURKE
Contract type name	GDS Contract
Purpose of contract	General
Contract start date	01/04/2006
Contract end date	

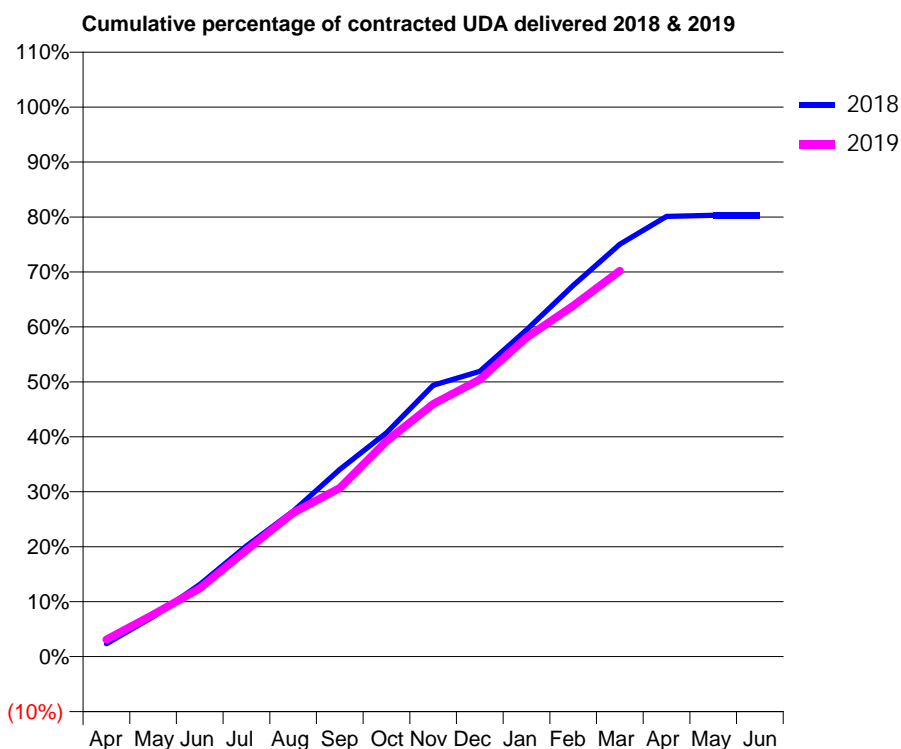
18/19 Contracted general activity (UDA)	15,452
Carry forward general activity (UDA)	0
18/19 Contracted orthodontic activity (UOA)	0
Carry forward orthodontic activity (UOA)	0
Baseline contract value	£470,207.96

ACCESS*

Patients seen in 24 months	Total	Change since previous quarter
Quarter ending March 2018	4,021	
Quarter ending June 2018	4,038	→
Quarter ending September 2018	4,002	→
Quarter ending December 2018	4,030	→
Quarter ending March 2019	4,033	→
Variance since March 2018	0.3%	→



ACTIVITY



Month	Adjusted Scheduled Activity (UDA)	
	2018	2019
April	361	484
May	1,124	1,184
June	2,027	1,918
July	3,112	2,993
August	4,089	4,045
September	5,265	4,742
October	6,295	6,062
November	7,627	7,104
December	8,024	7,793
January	9,190	8,971
February	10,439	9,867
March	11,593	10,845
April	12,377	
May	12,408	
June	12,408	

QUALITY

	Quantity	Base Number	Contract	AT	Region	England
% of FP17s for the same patient ID Re-attending within 3 months - Children	204	2,823	7.2%	10.3%	11.9%	11.8%
% of FP17s for the same patient ID Re-attending within 3 months - Adults	572	1,990	28.7%	15.6%	16.9%	15.7%
% of FP17s for the same patient ID Re-attending between 3 & 9 months - Children	1,271	2,823	45.0%	49.3%	48.9%	58.9%
% of FP17s for the same patient ID Re-attending between 3 & 9 months - Adults	602	1,990	30.3%	38.6%	38.9%	50.8%
% of FP17s for Band 1 Urgent Courses	623	4,561	13.7%	10.3%	10.7%	9.1%
% of FP17s Relating to Free Repair or Replacements	0	4,561	0.0%	0.6%	0.5%	0.8%
% of FP17s Relating to Continuations	44	4,561	1.0%	0.9%	0.7%	0.9%
% of Patients satisfied with the dentistry they have received	0	0	N/A	90.5%	89.1%	92.5%
% of Patients satisfied with the time they had to wait for an appointment	0	0	N/A	86.3%	83.1%	87.0%

* This is based on patients treated on this contract for their most recent course of treatment. Figures in italics indicate the base number of FP17s or Patient Questionnaire responses are less than 100. N/A is shown where the base number of responses is less than 10 during the period. % is calculated as Quantity/Base number*100

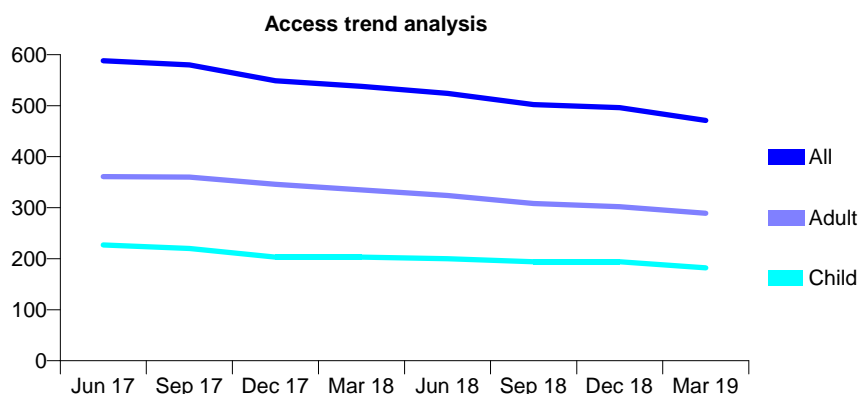
Q63 - Vital Signs At a Glance Contract Report for 651478/0001 - March 2019

Name or company name	MS NA DATHI
Contract type name	GDS Contract
Purpose of contract	General
Contract start date	01/04/2006
Contract end date	

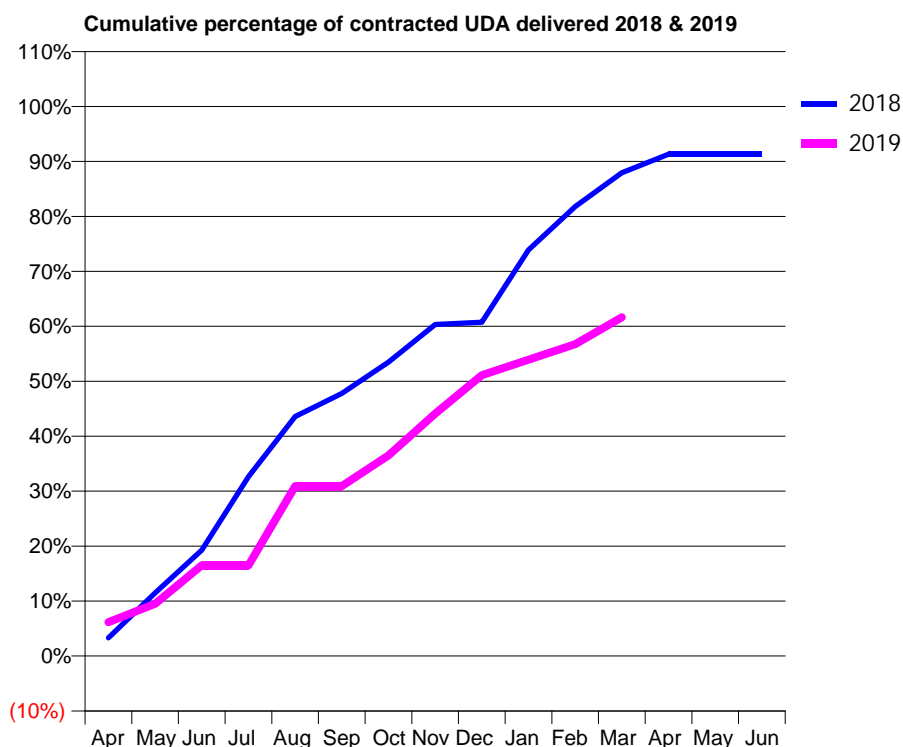
18/19 Contracted general activity (UDA)	1,000
Carry forward general activity (UDA)	0
18/19 Contracted orthodontic activity (UOA)	0
Carry forward orthodontic activity (UOA)	0
Baseline contract value	£24,160.32

ACCESS*

Patients seen in 24 months	Total	Change since previous quarter
Quarter ending March 2018	538	
Quarter ending June 2018	524	↓
Quarter ending September 2018	502	↓
Quarter ending December 2018	496	↓
Quarter ending March 2019	471	↓
Variance since March 2018	(12.5%)	↓



ACTIVITY



Month	Adjusted Scheduled Activity (UDA)	
	2018	2019
April	33	62
May	115	95
June	193	165
July	326	165
August	436	309
September	478	309
October	535	365
November	603	441
December	607	511
January	739	539
February	818	567
March	879	617
April	913	
May	913	
June	913	

QUALITY

	Quantity	Base Number	Contract	AT	Region	England
% of FP17s for the same patient ID Re-attending within 3 months - Children	6	193	3.1%	10.3%	11.9%	11.8%
% of FP17s for the same patient ID Re-attending within 3 months - Adults	8	222	3.6%	15.6%	16.9%	15.7%
% of FP17s for the same patient ID Re-attending between 3 & 9 months - Children	92	193	47.7%	49.3%	48.9%	58.9%
% of FP17s for the same patient ID Re-attending between 3 & 9 months - Adults	70	222	31.5%	38.6%	38.9%	50.8%
% of FP17s for Band 1 Urgent Courses	23	376	6.1%	10.3%	10.7%	9.1%
% of FP17s Relating to Free Repair or Replacements	0	376	0.0%	0.6%	0.5%	0.8%
% of FP17s Relating to Continuations	0	376	0.0%	0.9%	0.7%	0.9%
% of Patients satisfied with the dentistry they have received	0	0	N/A	90.5%	89.1%	92.5%
% of Patients satisfied with the time they had to wait for an appointment	0	0	N/A	86.3%	83.1%	87.0%

* This is based on patients treated on this contract for their most recent course of treatment. Figures in italics indicate the base number of FP17s or Patient Questionnaire responses are less than 100. N/A is shown where the base number of responses is less than 10 during the period. % is calculated as Quantity/Base number*100

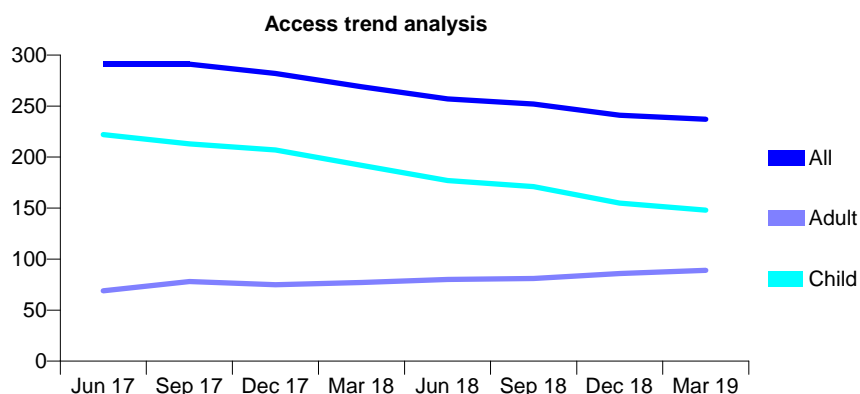
Q63 - Vital Signs At a Glance Contract Report for 651680/0001 - March 2019

Name or company name	MR RH BAYLIS
Contract type name	GDS Contract
Purpose of contract	General
Contract start date	01/04/2006
Contract end date	

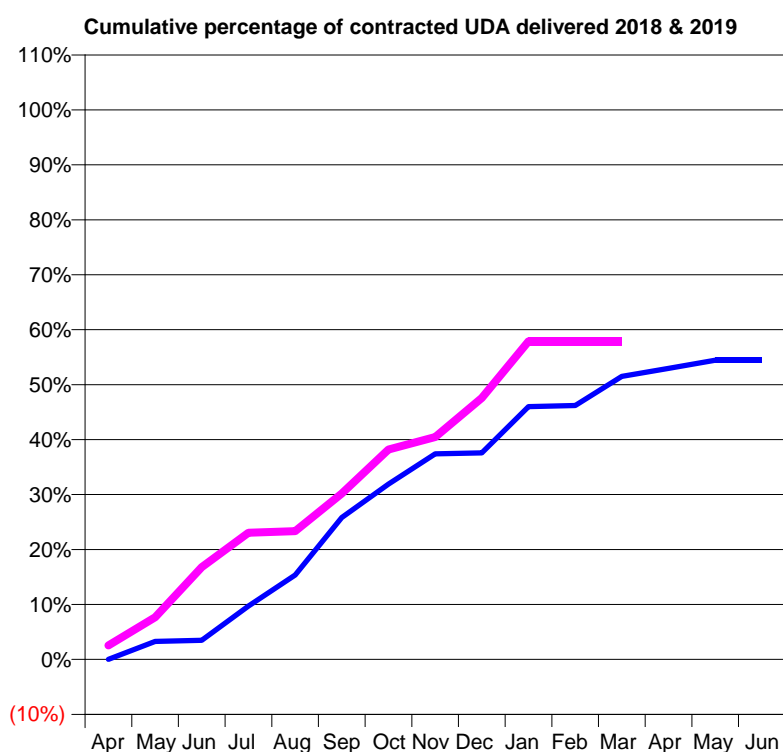
18/19 Contracted general activity (UDA)	351
Carry forward general activity (UDA)	0
18/19 Contracted orthodontic activity (UOA)	0
Carry forward orthodontic activity (UOA)	0
Baseline contract value	£9,203.22

ACCESS*

Patients seen in 24 months	Total	Change since previous quarter
Quarter ending March 2018	269	
Quarter ending June 2018	257	↓
Quarter ending September 2018	252	↓
Quarter ending December 2018	241	↓
Quarter ending March 2019	237	↓
Variance since March 2018	(11.9%)	↓



ACTIVITY



Month	Adjusted Scheduled Activity (UDA)	
	2018	2019
April	0	9
May	18	27
June	19	59
July	53	81
August	84	82
September	141	106
October	174	134
November	204	142
December	205	167
January	251	203
February	252	203
March	281	203
April	289	
May	297	
June	297	

QUALITY

	Quantity	Base Number	Contract	AT	Region	England
% of FP17s for the same patient ID Re-attending within 3 months - Children	4	176	2.3%	10.3%	11.9%	11.8%
% of FP17s for the same patient ID Re-attending within 3 months - Adults	1	30	3.3%	15.6%	16.9%	15.7%
% of FP17s for the same patient ID Re-attending between 3 & 9 months - Children	97	176	55.1%	49.3%	48.9%	58.9%
% of FP17s for the same patient ID Re-attending between 3 & 9 months - Adults	9	30	30.0%	38.6%	38.9%	50.8%
% of FP17s for Band 1 Urgent Courses	1	189	0.5%	10.3%	10.7%	9.1%
% of FP17s Relating to Free Repair or Replacements	0	189	0.0%	0.6%	0.5%	0.8%
% of FP17s Relating to Continuations	0	189	0.0%	0.9%	0.7%	0.9%
% of Patients satisfied with the dentistry they have received	0	0	N/A	90.5%	89.1%	92.5%
% of Patients satisfied with the time they had to wait for an appointment	0	0	N/A	86.3%	83.1%	87.0%

* This is based on patients treated on this contract for their most recent course of treatment. Figures in italics indicate the base number of FP17s or Patient Questionnaire responses are less than 100. N/A is shown where the base number of responses is less than 10 during the period. % is calculated as Quantity/Base number*100

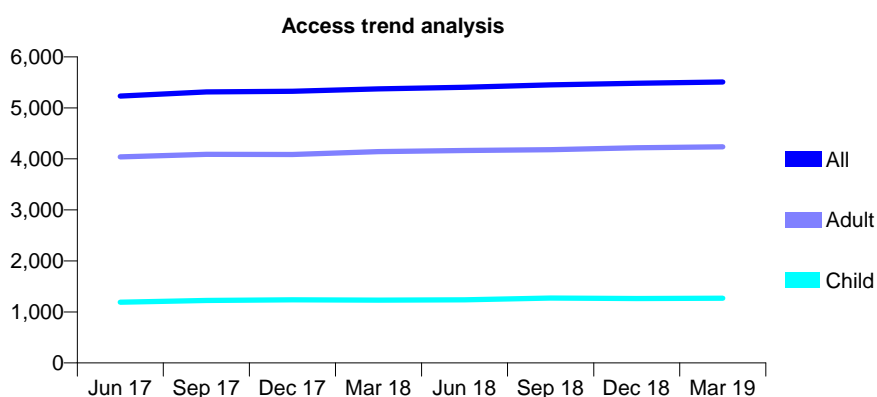
Q63 - Vital Signs At a Glance Contract Report for 656704/0003 - March 2019

Name or company name	MR R PATEL
Contract type name	GDS Contract
Purpose of contract	General
Contract start date	01/04/2006
Contract end date	

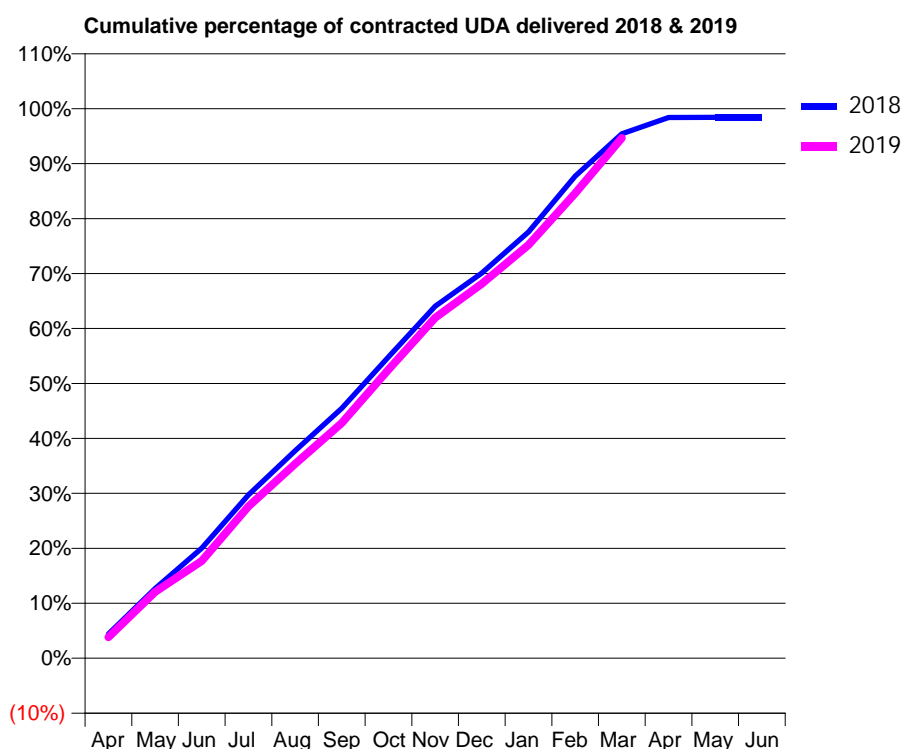
18/19 Contracted general activity (UDA)	15,926
Carry forward general activity (UDA)	254
18/19 Contracted orthodontic activity (UOA)	0
Carry forward orthodontic activity (UOA)	0
Baseline contract value	£454,116.07

ACCESS*

Patients seen in 24 months	Total	Change since previous quarter
Quarter ending March 2018	5,373	
Quarter ending June 2018	5,404	→
Quarter ending September 2018	5,453	→
Quarter ending December 2018	5,483	→
Quarter ending March 2019	5,506	→
Variance since March 2018	2.5%	↑



ACTIVITY



Month	Adjusted Scheduled Activity (UDA)	
	2018	2019
April	705	613
May	2,019	1,923
June	3,189	2,821
July	4,734	4,398
August	6,013	5,632
September	7,241	6,815
October	8,734	8,365
November	10,202	9,868
December	11,158	10,850
January	12,355	11,980
February	13,971	13,475
March	15,199	15,076
April	15,671	
May	15,672	
June	15,672	

QUALITY

	Quantity	Base Number	Contract	AT	Region	England
% of FP17s for the same patient ID Re-attending within 3 months - Children	151	1,686	9.0%	10.3%	11.9%	11.8%
% of FP17s for the same patient ID Re-attending within 3 months - Adults	637	4,551	14.0%	15.6%	16.9%	15.7%
% of FP17s for the same patient ID Re-attending between 3 & 9 months - Children	839	1,686	49.8%	49.3%	48.9%	58.9%
% of FP17s for the same patient ID Re-attending between 3 & 9 months - Adults	1,701	4,551	37.4%	38.6%	38.9%	50.8%
% of FP17s for Band 1 Urgent Courses	496	6,067	8.2%	10.3%	10.7%	9.1%
% of FP17s Relating to Free Repair or Replacements	123	6,067	2.0%	0.6%	0.5%	0.8%
% of FP17s Relating to Continuations	80	6,067	1.3%	0.9%	0.7%	0.9%
% of Patients satisfied with the dentistry they have received	0	0	N/A	90.5%	89.1%	92.5%
% of Patients satisfied with the time they had to wait for an appointment	0	0	N/A	86.3%	83.1%	87.0%

* This is based on patients treated on this contract for their most recent course of treatment.

Figures in italics indicate the base number of FP17s or Patient Questionnaire responses are less than 100. N/A is shown where the base number of responses is less than 10 during the period. % is calculated as Quantity/Base number*100

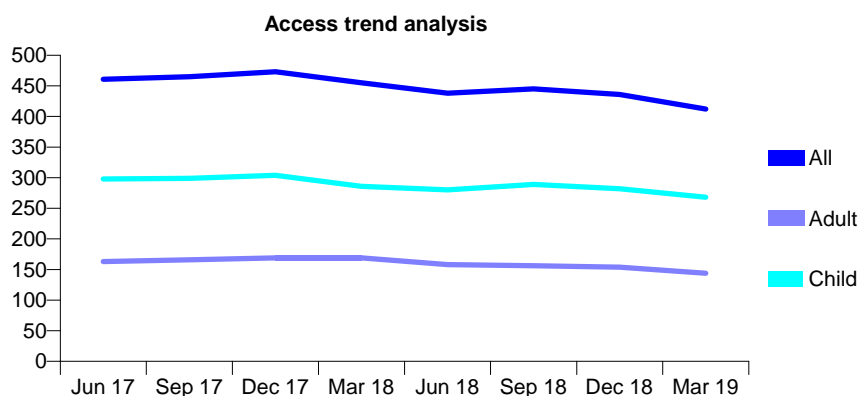
Q63 - Vital Signs At a Glance Contract Report for 656917/0001 - March 2019

Name or company name	MR P MORAITIS
Contract type name	GDS Contract
Purpose of contract	General
Contract start date	01/04/2006
Contract end date	

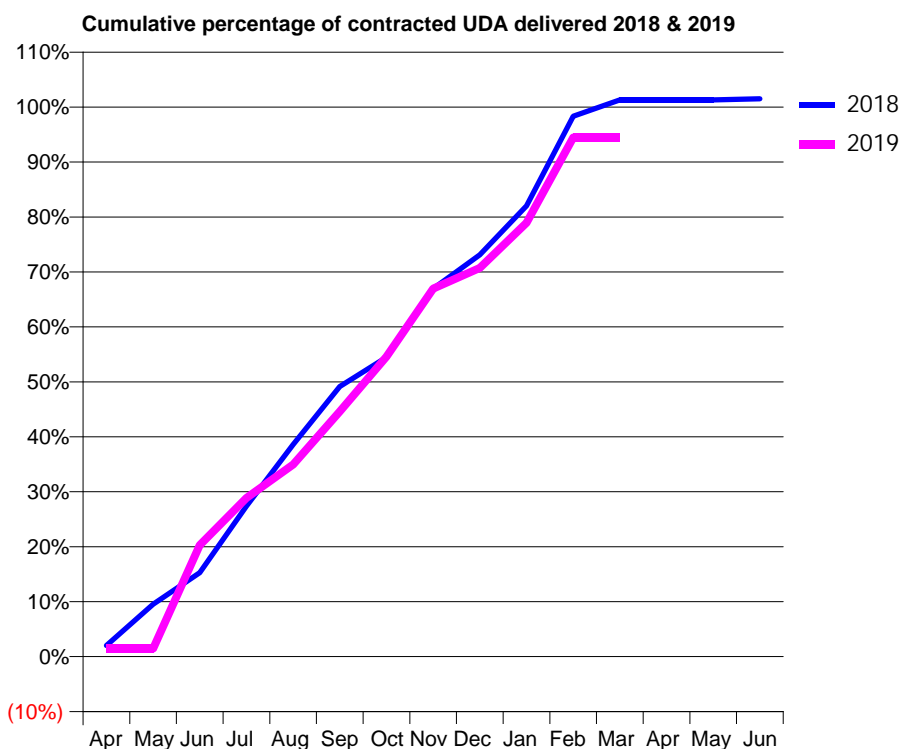
18/19 Contracted general activity (UDA)	1,090
Carry forward general activity (UDA)	-16
18/19 Contracted orthodontic activity (UOA)	0
Carry forward orthodontic activity (UOA)	0
Baseline contract value	£30,059.54

ACCESS*

Patients seen in 24 months	Total	Change since previous quarter
Quarter ending March 2018	455	
Quarter ending June 2018	438	↓
Quarter ending September 2018	445	→
Quarter ending December 2018	436	↓
Quarter ending March 2019	412	↓
Variance since March 2018	(9.5%)	↓



ACTIVITY



Month	Adjusted Scheduled Activity (UDA)	
	2018	2019
April	22	16
May	104	16
June	166	221
July	298	315
August	421	381
September	536	486
October	594	595
November	730	730
December	797	771
January	894	860
February	1,072	1,030
March	1,104	1,030
April	1,104	
May	1,104	
June	1,106	

QUALITY

	Quantity	Base Number	Contract	AT	Region	England
% of FP17s for the same patient ID Re-attending within 3 months - Children	17	375	4.5%	10.3%	11.9%	11.8%
% of FP17s for the same patient ID Re-attending within 3 months - Adults	17	171	9.9%	15.6%	16.9%	15.7%
% of FP17s for the same patient ID Re-attending between 3 & 9 months - Children	231	375	61.6%	49.3%	48.9%	58.9%
% of FP17s for the same patient ID Re-attending between 3 & 9 months - Adults	94	171	55.0%	38.6%	38.9%	50.8%
% of FP17s for Band 1 Urgent Courses	3	541	0.6%	10.3%	10.7%	9.1%
% of FP17s Relating to Free Repair or Replacements	0	541	0.0%	0.6%	0.5%	0.8%
% of FP17s Relating to Continuations	0	541	0.0%	0.9%	0.7%	0.9%
% of Patients satisfied with the dentistry they have received	1	1	N/A	90.5%	89.1%	92.5%
% of Patients satisfied with the time they had to wait for an appointment	1	1	N/A	86.3%	83.1%	87.0%

* This is based on patients treated on this contract for their most recent course of treatment. Figures in italics indicate the base number of FP17s or Patient Questionnaire responses are less than 100. N/A is shown where the base number of responses is less than 10 during the period. % is calculated as Quantity/Base number*100

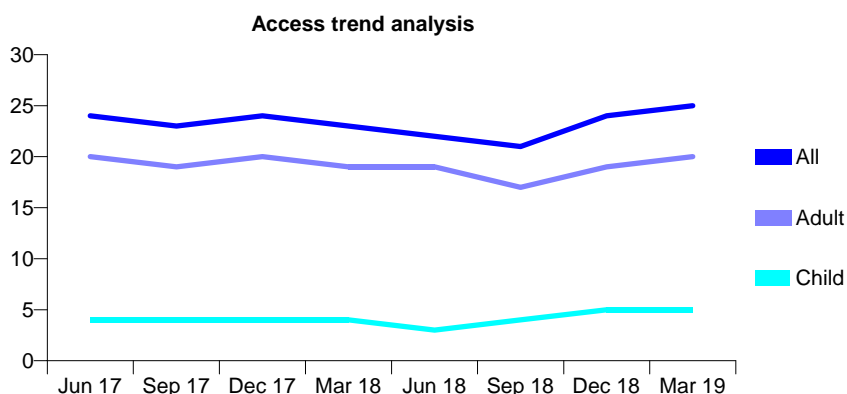
Q63 - Vital Signs At a Glance Contract Report for 671908/0001 - March 2019

Name or company name	MR J SHELDON
Contract type name	GDS Contract
Purpose of contract	General
Contract start date	01/04/2006
Contract end date	

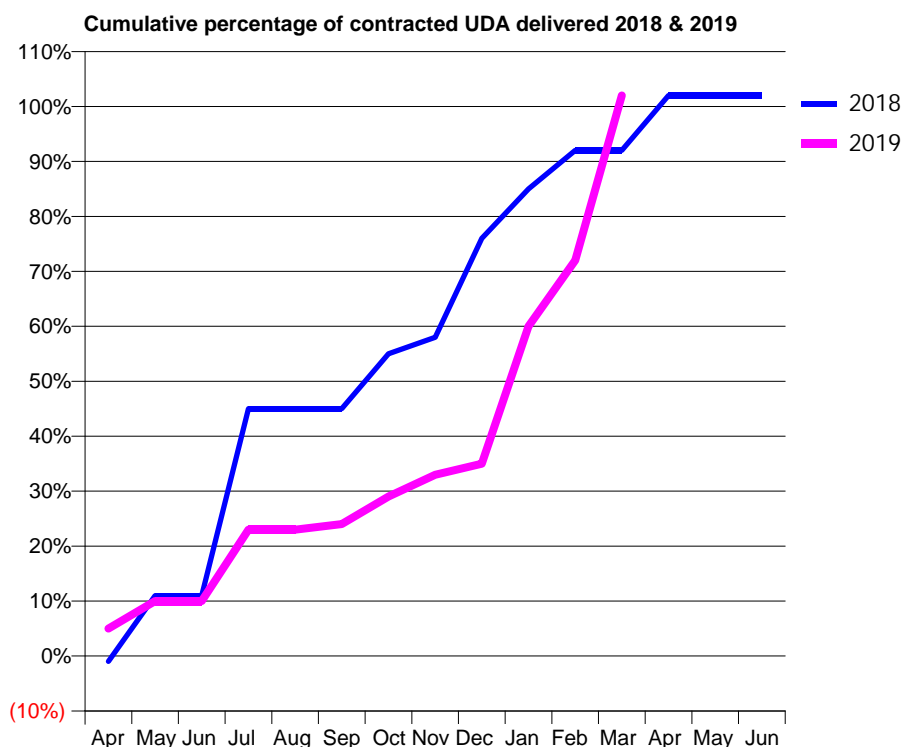
18/19 Contracted general activity (UDA)	100
Carry forward general activity (UDA)	-2
18/19 Contracted orthodontic activity (UOA)	0
Carry forward orthodontic activity (UOA)	0
Baseline contract value	£2,813.86

ACCESS*

Patients seen in 24 months	Total	Change since previous quarter
Quarter ending March 2018	23	
Quarter ending June 2018	22	↓
Quarter ending September 2018	21	↓
Quarter ending December 2018	24	↑
Quarter ending March 2019	25	↑
Variance since March 2018	8.7%	↑



ACTIVITY



Month	Adjusted Scheduled Activity (UDA)	
	2018	2019
April	-1	5
May	11	10
June	11	10
July	45	23
August	45	23
September	45	24
October	55	29
November	58	33
December	76	35
January	85	60
February	92	72
March	92	102
April	102	
May	102	
June	102	

QUALITY

	Quantity	Base Number	Contract	AT	Region	England
% of FP17s for the same patient ID Re-attending within 3 months - Children	0	7	0.0%	10.3%	11.9%	11.8%
% of FP17s for the same patient ID Re-attending within 3 months - Adults	0	27	0.0%	15.6%	16.9%	15.7%
% of FP17s for the same patient ID Re-attending between 3 & 9 months - Children	4	7	57.1%	49.3%	48.9%	58.9%
% of FP17s for the same patient ID Re-attending between 3 & 9 months - Adults	21	27	77.8%	38.6%	38.9%	50.8%
% of FP17s for Band 1 Urgent Courses	0	30	0.0%	10.3%	10.7%	9.1%
% of FP17s Relating to Free Repair or Replacements	0	30	0.0%	0.6%	0.5%	0.8%
% of FP17s Relating to Continuations	0	30	0.0%	0.9%	0.7%	0.9%
% of Patients satisfied with the dentistry they have received	0	0	N/A	90.5%	89.1%	92.5%
% of Patients satisfied with the time they had to wait for an appointment	0	0	N/A	86.3%	83.1%	87.0%

* This is based on patients treated on this contract for their most recent course of treatment. Figures in italics indicate the base number of FP17s or Patient Questionnaire responses are less than 100. N/A is shown where the base number of responses is less than 10 during the period. % is calculated as Quantity/Base number*100

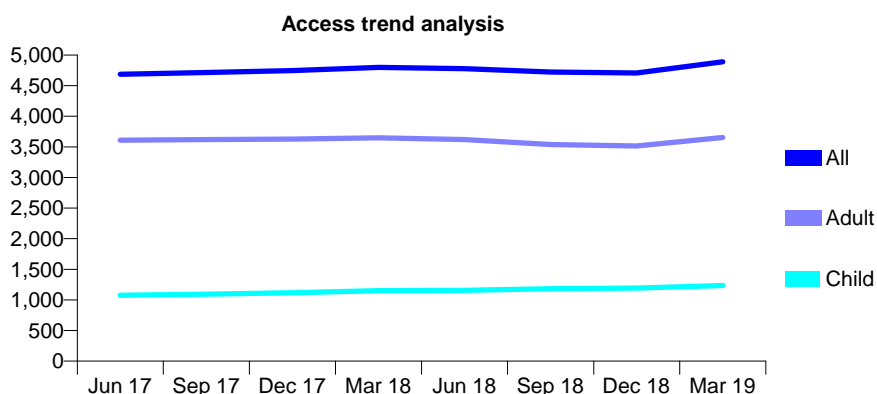
Q63 - Vital Signs At a Glance Contract Report for 673498/0001 - March 2019

Name or company name	MR TM ASHRAF
Contract type name	GDS Contract
Purpose of contract	General
Contract start date	01/04/2006
Contract end date	

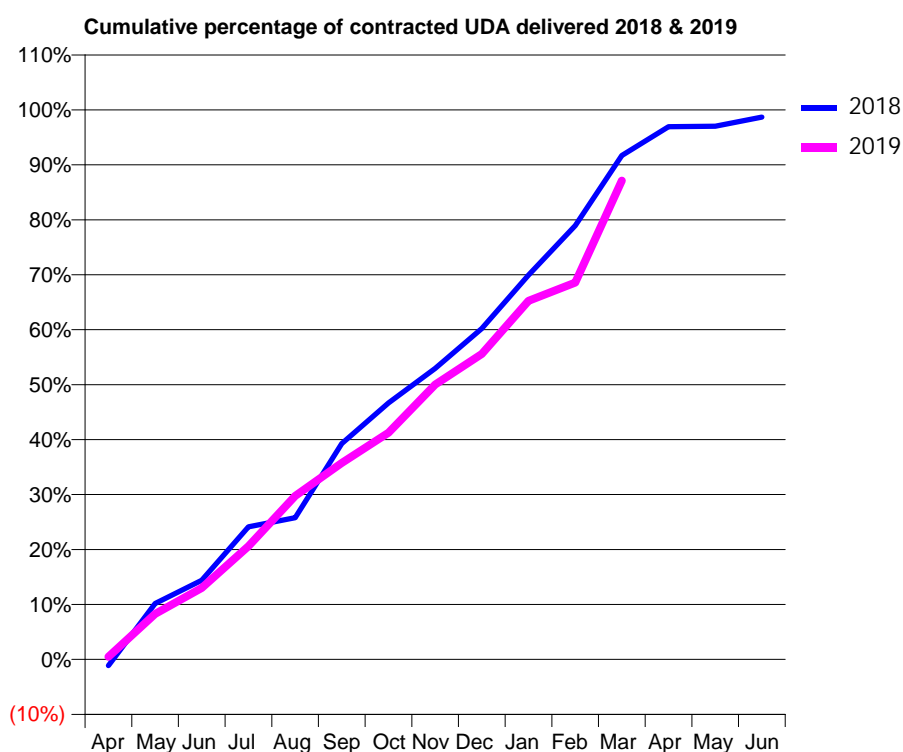
18/19 Contracted general activity (UDA)	14,750
Carry forward general activity (UDA)	196
18/19 Contracted orthodontic activity (UOA)	0
Carry forward orthodontic activity (UOA)	0
Baseline contract value	£383,117.40

ACCESS*

Patients seen in 24 months	Total	Change since previous quarter
Quarter ending March 2018	4,799	
Quarter ending June 2018	4,776	→
Quarter ending September 2018	4,723	↓
Quarter ending December 2018	4,707	→
Quarter ending March 2019	4,890	↑
Variance since March 2018	1.9%	→



ACTIVITY



Month	Adjusted Scheduled Activity (UDA)	
	2018	2019
April	-165	73
May	1,503	1,224
June	2,123	1,915
July	3,559	3,041
August	3,804	4,390
September	5,792	5,275
October	6,886	6,083
November	7,814	7,380
December	8,884	8,199
January	10,315	9,623
February	11,641	10,115
March	13,526	12,853
April	14,296	
May	14,309	
June	14,554	

QUALITY

	Quantity	Base Number	Contract	AT	Region	England
% of FP17s for the same patient ID Re-attending within 3 months - Children	106	1,429	7.4%	10.3%	11.9%	11.8%
% of FP17s for the same patient ID Re-attending within 3 months - Adults	359	3,586	10.0%	15.6%	16.9%	15.7%
% of FP17s for the same patient ID Re-attending between 3 & 9 months - Children	602	1,429	42.1%	49.3%	48.9%	58.9%
% of FP17s for the same patient ID Re-attending between 3 & 9 months - Adults	1,219	3,586	34.0%	38.6%	38.9%	50.8%
% of FP17s for Band 1 Urgent Courses	219	4,699	4.7%	10.3%	10.7%	9.1%
% of FP17s Relating to Free Repair or Replacements	50	4,699	1.1%	0.6%	0.5%	0.8%
% of FP17s Relating to Continuations	92	4,699	2.0%	0.9%	0.7%	0.9%
% of Patients satisfied with the dentistry they have received	1	1	N/A	90.5%	89.1%	92.5%
% of Patients satisfied with the time they had to wait for an appointment	1	1	N/A	86.3%	83.1%	87.0%

* This is based on patients treated on this contract for their most recent course of treatment. Figures in italics indicate the base number of FP17s or Patient Questionnaire responses are less than 100. N/A is shown where the base number of responses is less than 10 during the period. % is calculated as Quantity/Base number*100

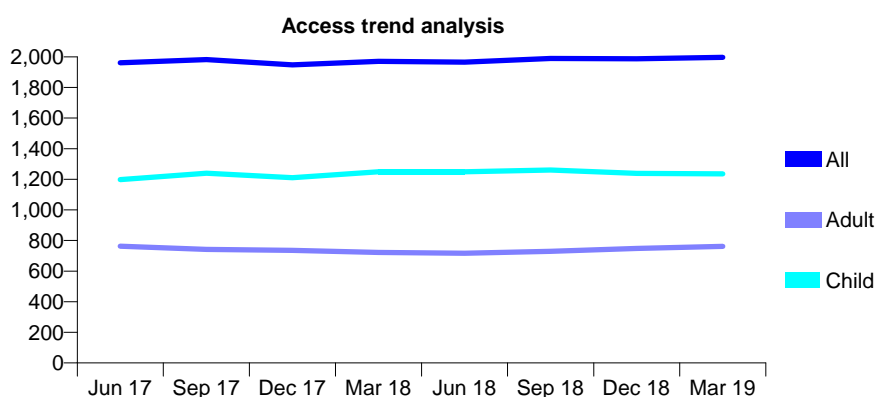
Q63 - Vital Signs At a Glance Contract Report for 674656/0001 - March 2019

Name or company name	MRS B VAHEESWARAN
Contract type name	GDS Contract
Purpose of contract	General
Contract start date	01/04/2006
Contract end date	

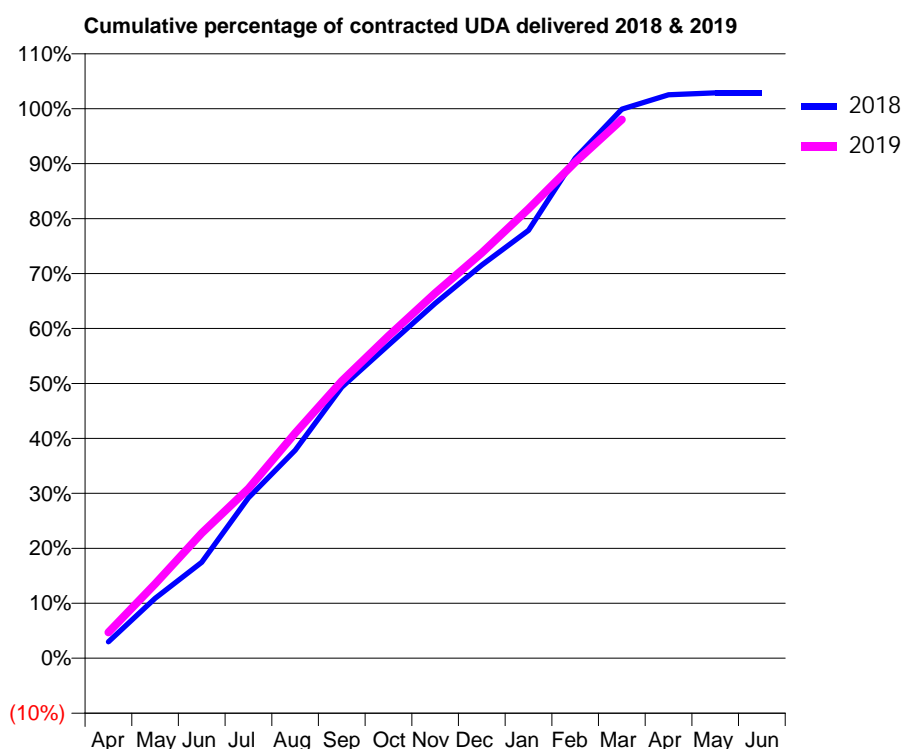
18/19 Contracted general activity (UDA)	5,998
Carry forward general activity (UDA)	-120
18/19 Contracted orthodontic activity (UOA)	0
Carry forward orthodontic activity (UOA)	0
Baseline contract value	£176,682.66

ACCESS*

Patients seen in 24 months	Total	Change since previous quarter
Quarter ending March 2018	1,971	
Quarter ending June 2018	1,966	→
Quarter ending September 2018	1,990	→
Quarter ending December 2018	1,987	→
Quarter ending March 2019	1,997	→
Variance since March 2018	1.3%	→



ACTIVITY



Adjusted Scheduled Activity (UDA)		
Month	2018	2019
April	180	282
May	654	811
June	1,048	1,365
July	1,752	1,851
August	2,269	2,457
September	2,958	3,024
October	3,417	3,518
November	3,874	3,984
December	4,290	4,424
January	4,670	4,904
February	5,458	5,413
March	5,992	5,878
April	6,149	
May	6,171	
June	6,171	

QUALITY

	Quantity	Base Number	Contract	AT	Region	England
% of FP17s for the same patient ID Re-attending within 3 months - Children	128	1,601	8.0%	10.3%	11.9%	11.8%
% of FP17s for the same patient ID Re-attending within 3 months - Adults	250	896	27.9%	15.6%	16.9%	15.7%
% of FP17s for the same patient ID Re-attending between 3 & 9 months - Children	902	1,601	56.3%	49.3%	48.9%	58.9%
% of FP17s for the same patient ID Re-attending between 3 & 9 months - Adults	317	896	35.4%	38.6%	38.9%	50.8%
% of FP17s for Band 1 Urgent Courses	257	2,422	10.6%	10.3%	10.7%	9.1%
% of FP17s Relating to Free Repair or Replacements	0	2,422	0.0%	0.6%	0.5%	0.8%
% of FP17s Relating to Continuations	3	2,422	0.1%	0.9%	0.7%	0.9%
% of Patients satisfied with the dentistry they have received	1	1	N/A	90.5%	89.1%	92.5%
% of Patients satisfied with the time they had to wait for an appointment	1	1	N/A	86.3%	83.1%	87.0%

* This is based on patients treated on this contract for their most recent course of treatment.

Figures in italics indicate the base number of FP17s or Patient Questionnaire responses are less than 100. N/A is shown where the base number of responses is less than 10 during the period. % is calculated as Quantity/Base number*100

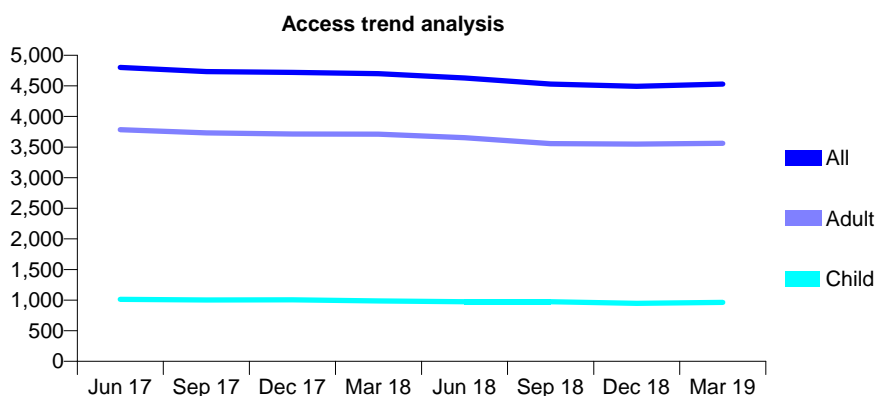
Q63 - Vital Signs At a Glance Contract Report for 674915/0001 - March 2019

Name or company name	MISS P AKHAVAN-TABIB
Contract type name	GDS Contract
Purpose of contract	General
Contract start date	01/04/2006
Contract end date	

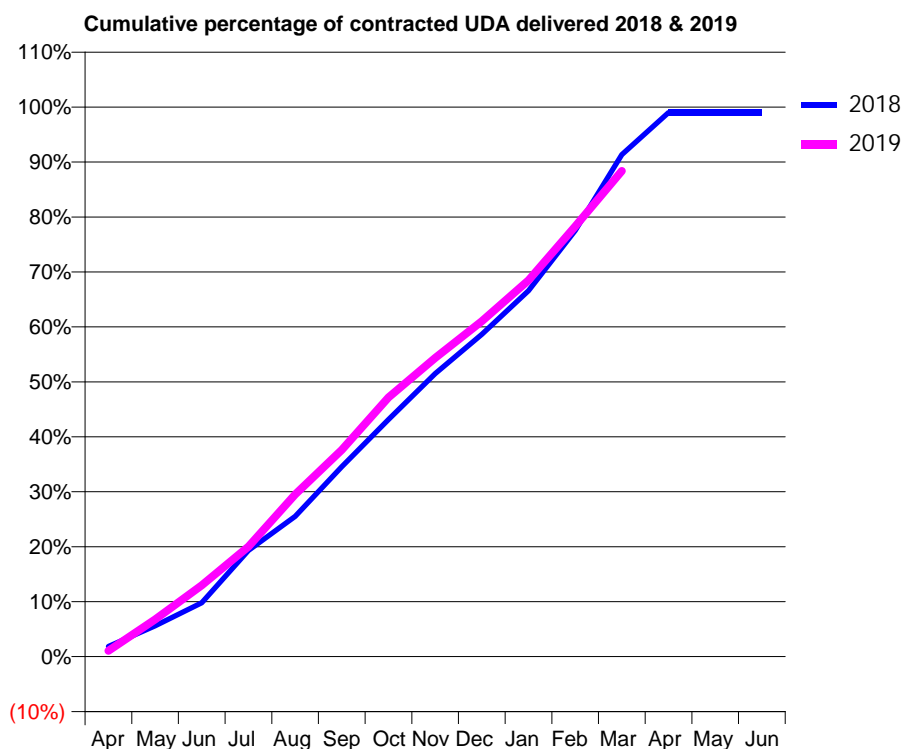
18/19 Contracted general activity (UDA)	20,491
Carry forward general activity (UDA)	206
18/19 Contracted orthodontic activity (UOA)	0
Carry forward orthodontic activity (UOA)	0
Baseline contract value	£567,349.68

ACCESS*

Patients seen in 24 months	Total	Change since previous quarter
Quarter ending March 2018	4,700	
Quarter ending June 2018	4,629	↓
Quarter ending September 2018	4,528	↓
Quarter ending December 2018	4,493	→
Quarter ending March 2019	4,528	→
Variance since March 2018	(3.7%)	↓



ACTIVITY



Month	Adjusted Scheduled Activity (UDA)	
	2018	2019
April	382	216
May	1,149	1,392
June	2,010	2,655
July	3,963	4,105
August	5,232	6,049
September	7,077	7,712
October	8,845	9,663
November	10,552	11,143
December	12,015	12,503
January	13,647	14,032
February	15,891	16,045
March	18,712	18,106
April	20,285	
May	20,285	
June	20,285	

QUALITY

	Quantity	Base Number	Contract	AT	Region	England
% of FP17s for the same patient ID Re-attending within 3 months - Children	92	1,024	9.0%	10.3%	11.9%	11.8%
% of FP17s for the same patient ID Re-attending within 3 months - Adults	659	3,596	18.3%	15.6%	16.9%	15.7%
% of FP17s for the same patient ID Re-attending between 3 & 9 months - Children	331	1,024	32.3%	49.3%	48.9%	58.9%
% of FP17s for the same patient ID Re-attending between 3 & 9 months - Adults	897	3,596	24.9%	38.6%	38.9%	50.8%
% of FP17s for Band 1 Urgent Courses	716	3,949	18.1%	10.3%	10.7%	9.1%
% of FP17s Relating to Free Repair or Replacements	8	3,949	0.2%	0.6%	0.5%	0.8%
% of FP17s Relating to Continuations	67	3,949	1.7%	0.9%	0.7%	0.9%
% of Patients satisfied with the dentistry they have received	1	2	N/A	90.5%	89.1%	92.5%
% of Patients satisfied with the time they had to wait for an appointment	2	2	N/A	86.3%	83.1%	87.0%

* This is based on patients treated on this contract for their most recent course of treatment. Figures in italics indicate the base number of FP17s or Patient Questionnaire responses are less than 100. N/A is shown where the base number of responses is less than 10 during the period. % is calculated as Quantity/Base number*100

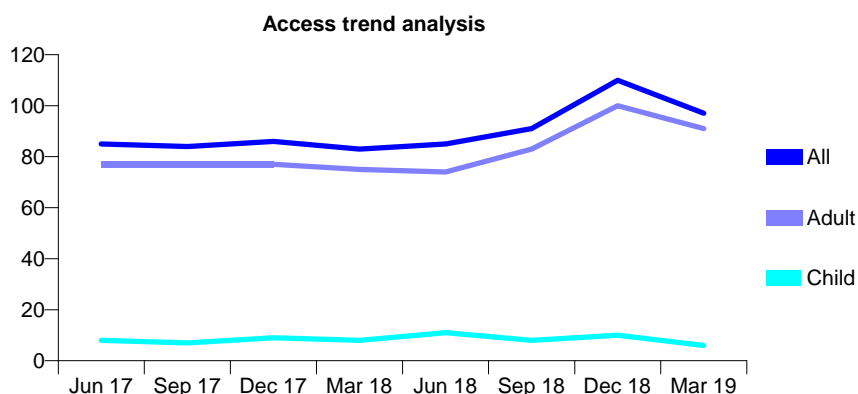
Q63 - Vital Signs At a Glance Contract Report for 674915/0004 - March 2019

Name or company name	MISS P AKHAVAN-TABIB
Contract type name	PDS Contract
Purpose of contract	General
Contract start date	01/08/2010
Contract end date	31/03/2019

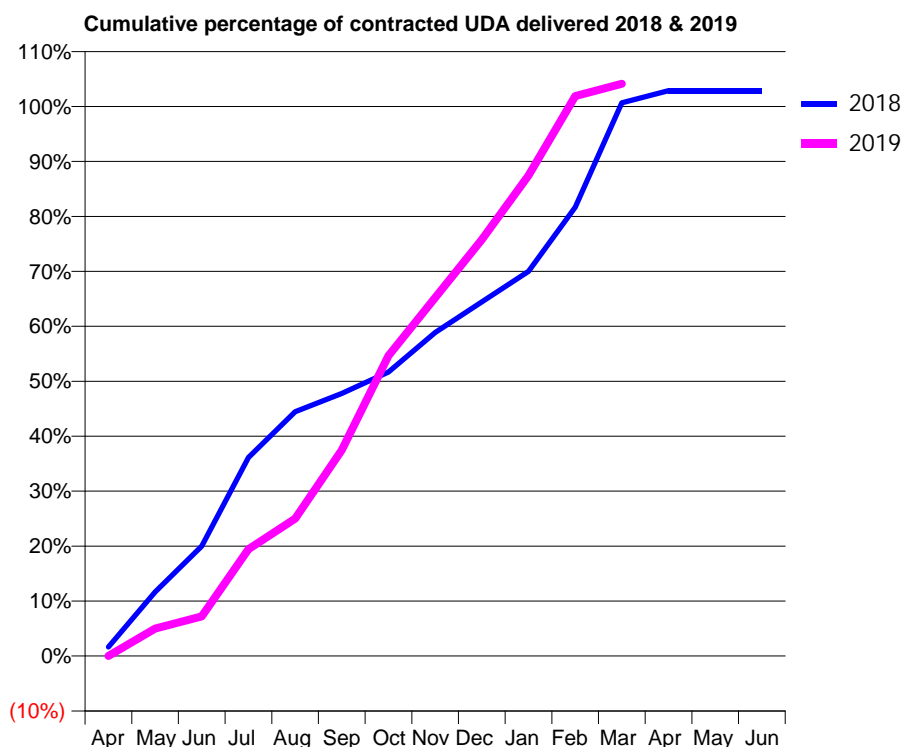
18/19 Contracted general activity (UDA)	180
Carry forward general activity (UDA)	0
18/19 Contracted orthodontic activity (UOA)	0
Carry forward orthodontic activity (UOA)	0
Baseline contract value	£9,509.99

ACCESS*

Patients seen in 24 months	Total	Change since previous quarter
Quarter ending March 2018	83	
Quarter ending June 2018	85	↑
Quarter ending September 2018	91	↑
Quarter ending December 2018	110	↑
Quarter ending March 2019	97	↓
Variance since March 2018	16.9%	↑



ACTIVITY



Month	Adjusted Scheduled Activity (UDA)	
	2018	2019
April	3	0
May	21	9
June	36	13
July	65	35
August	80	45
September	86	67
October	93	98
November	106	117
December	116	136
January	126	157
February	147	183
March	181	187
April	185	
May	185	
June	185	

QUALITY

	Quantity	Base Number	Contract	AT	Region	England
% of FP17s for the same patient ID Re-attending within 3 months - Children	0	8	0.0%	10.3%	11.9%	11.8%
% of FP17s for the same patient ID Re-attending within 3 months - Adults	0	87	0.0%	15.6%	16.9%	15.7%
% of FP17s for the same patient ID Re-attending between 3 & 9 months - Children	0	8	0.0%	49.3%	48.9%	58.9%
% of FP17s for the same patient ID Re-attending between 3 & 9 months - Adults	2	87	2.3%	38.6%	38.9%	50.8%
% of FP17s for Band 1 Urgent Courses	2	91	2.2%	10.3%	10.7%	9.1%
% of FP17s Relating to Free Repair or Replacements	0	91	0.0%	0.6%	0.5%	0.8%
% of FP17s Relating to Continuations	0	91	0.0%	0.9%	0.7%	0.9%
% of Patients satisfied with the dentistry they have received	0	0	N/A	90.5%	89.1%	92.5%
% of Patients satisfied with the time they had to wait for an appointment	0	0	N/A	86.3%	83.1%	87.0%

* This is based on patients treated on this contract for their most recent course of treatment. Figures in italics indicate the base number of FP17s or Patient Questionnaire responses are less than 100. N/A is shown where the base number of responses is less than 10 during the period. % is calculated as Quantity/Base number*100

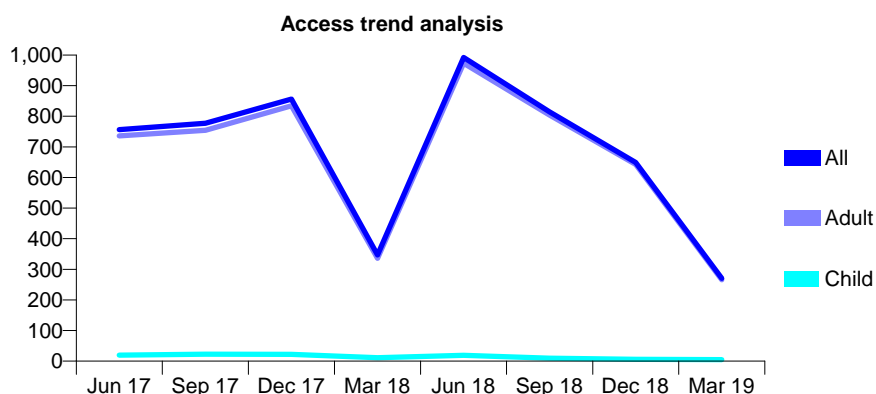
Q63 - Vital Signs At a Glance Contract Report for 674915/0006 - March 2019

Name or company name	MISS P AKHAVAN-TABIB
Contract type name	PDS Contract
Purpose of contract	General
Contract start date	01/09/2010
Contract end date	31/07/2018

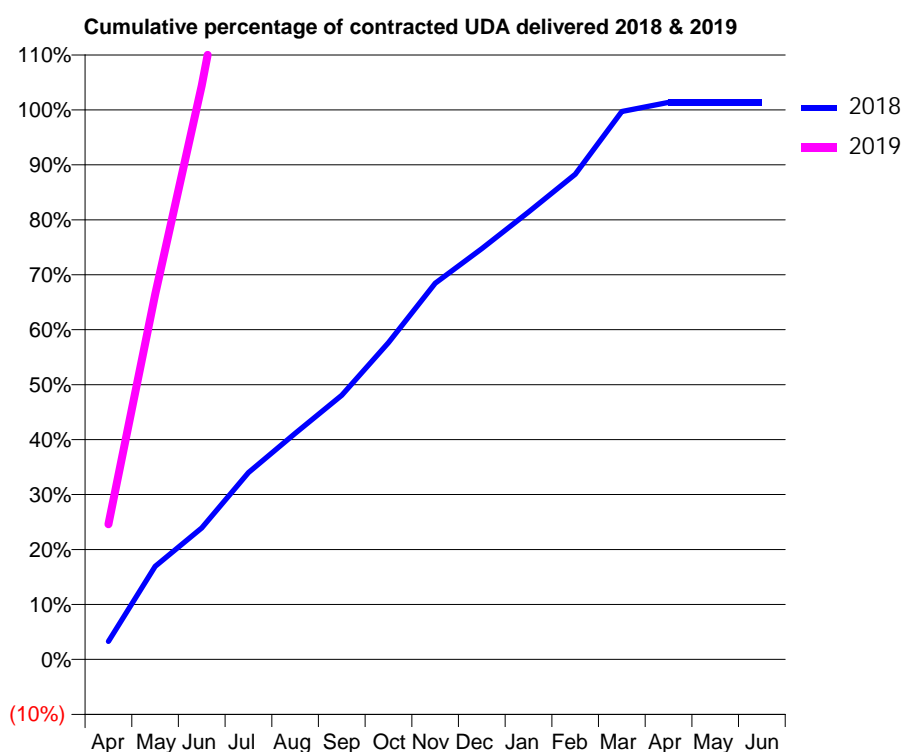
18/19 Contracted general activity (UDA)	500
Carry forward general activity (UDA)	0
18/19 Contracted orthodontic activity (UOA)	0
Carry forward orthodontic activity (UOA)	0
Baseline contract value	£25,734.44

ACCESS*

Patients seen in 24 months	Total	Change since previous quarter
Quarter ending March 2018	347	
Quarter ending June 2018	992	↑
Quarter ending September 2018	814	↓
Quarter ending December 2018	649	↓
Quarter ending March 2019	271	↓
Variance since March 2018	(21.9%)	↓



ACTIVITY



Month	Adjusted Scheduled Activity (UDA)	
	2018	2019
April	66	123
May	339	332
June	479	522
July	680	741
August	823	744
September	961	745
October	1,153	745
November	1,369	745
December	1,495	745
January	1,628	745
February	1,766	745
March	1,994	745
April	2,027	
May	2,027	
June	2,027	

QUALITY

	Quantity	Base Number	Contract	AT	Region	England
% of FP17s for the same patient ID Re-attending within 3 months - Children	0	7	0.0%	10.3%	11.9%	11.8%
% of FP17s for the same patient ID Re-attending within 3 months - Adults	8	363	2.2%	15.6%	16.9%	15.7%
% of FP17s for the same patient ID Re-attending between 3 & 9 months - Children	0	7	0.0%	49.3%	48.9%	58.9%
% of FP17s for the same patient ID Re-attending between 3 & 9 months - Adults	4	363	1.1%	38.6%	38.9%	50.8%
% of FP17s for Band 1 Urgent Courses	1	355	0.3%	10.3%	10.7%	9.1%
% of FP17s Relating to Free Repair or Replacements	0	355	0.0%	0.6%	0.5%	0.8%
% of FP17s Relating to Continuations	1	355	0.3%	0.9%	0.7%	0.9%
% of Patients satisfied with the dentistry they have received	0	0	N/A	90.5%	89.1%	92.5%
% of Patients satisfied with the time they had to wait for an appointment	0	0	N/A	86.3%	83.1%	87.0%

* This is based on patients treated on this contract for their most recent course of treatment. Figures in italics indicate the base number of FP17s or Patient Questionnaire responses are less than 100. N/A is shown where the base number of responses is less than 10 during the period. % is calculated as Quantity/Base number*100

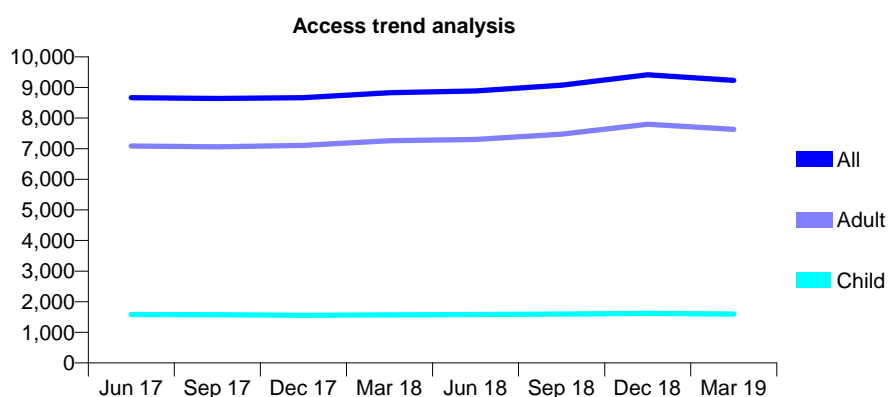
Q63 - Vital Signs At a Glance Contract Report for 675075/0001 - March 2019

Name or company name	MR S SRI RANGANATHAN
Contract type name	GDS Contract
Purpose of contract	General
Contract start date	01/04/2006
Contract end date	

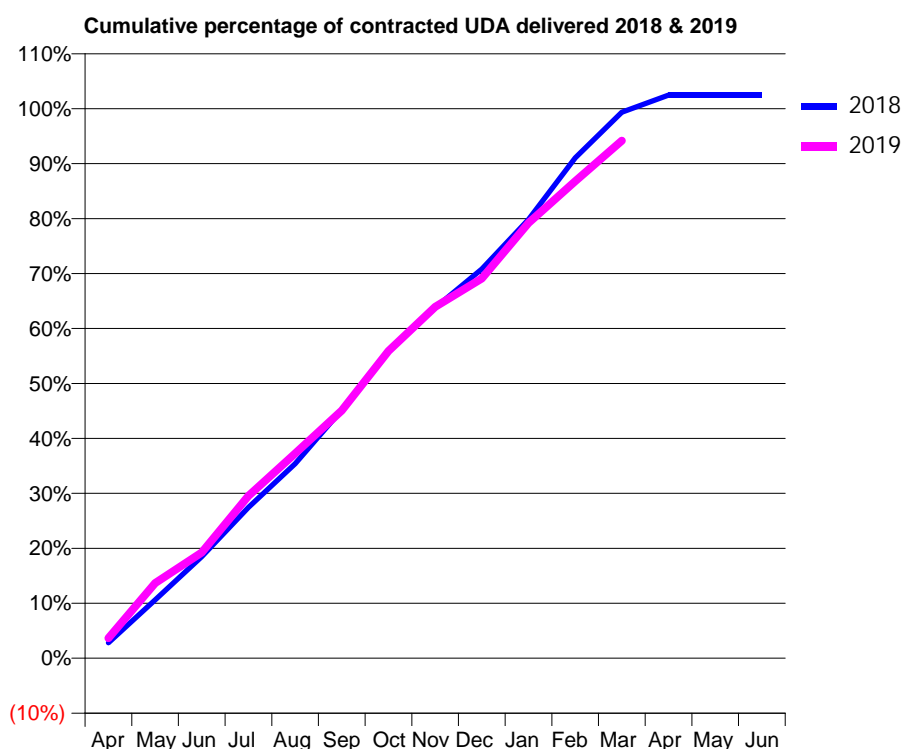
18/19 Contracted general activity (UDA)	30,570
Carry forward general activity (UDA)	-611
18/19 Contracted orthodontic activity (UOA)	0
Carry forward orthodontic activity (UOA)	0
Baseline contract value	£876,164.64

ACCESS*

Patients seen in 24 months	Total	Change since previous quarter
Quarter ending March 2018	8,832	
Quarter ending June 2018	8,885	→
Quarter ending September 2018	9,072	↑
Quarter ending December 2018	9,413	↑
Quarter ending March 2019	9,229	↓
Variance since March 2018	4.5%	↑



ACTIVITY



Month	Adjusted Scheduled Activity (UDA)	
	2018	2019
April	862	1,116
May	3,249	4,177
June	5,653	5,877
July	8,396	9,031
August	10,822	11,392
September	13,818	13,777
October	17,117	17,087
November	19,498	19,541
December	21,651	21,127
January	24,409	24,209
February	27,827	26,529
March	30,378	28,785
April	31,326	
May	31,326	
June	31,326	

QUALITY

	Quantity	Base Number	Contract	AT	Region	England
% of FP17s for the same patient ID Re-attending within 3 months - Children	145	1,644	8.8%	10.3%	11.9%	11.8%
% of FP17s for the same patient ID Re-attending within 3 months - Adults	1,104	7,186	15.4%	15.6%	16.9%	15.7%
% of FP17s for the same patient ID Re-attending between 3 & 9 months - Children	511	1,644	31.1%	49.3%	48.9%	58.9%
% of FP17s for the same patient ID Re-attending between 3 & 9 months - Adults	1,850	7,186	25.7%	38.6%	38.9%	50.8%
% of FP17s for Band 1 Urgent Courses	895	8,529	10.5%	10.3%	10.7%	9.1%
% of FP17s Relating to Free Repair or Replacements	64	8,529	0.8%	0.6%	0.5%	0.8%
% of FP17s Relating to Continuations	196	8,529	2.3%	0.9%	0.7%	0.9%
% of Patients satisfied with the dentistry they have received	2	2	N/A	90.5%	89.1%	92.5%
% of Patients satisfied with the time they had to wait for an appointment	2	2	N/A	86.3%	83.1%	87.0%

* This is based on patients treated on this contract for their most recent course of treatment. Figures in italics indicate the base number of FP17s or Patient Questionnaire responses are less than 100. N/A is shown where the base number of responses is less than 10 during the period. % is calculated as Quantity/Base number*100

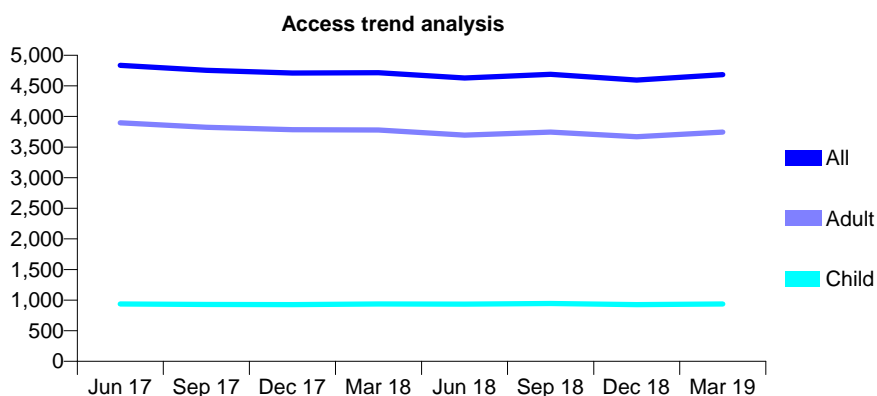
Q63 - Vital Signs At a Glance Contract Report for 675075/0002 - March 2019

Name or company name	MR S SRI RANGANATHAN
Contract type name	GDS Contract
Purpose of contract	General
Contract start date	01/04/2006
Contract end date	

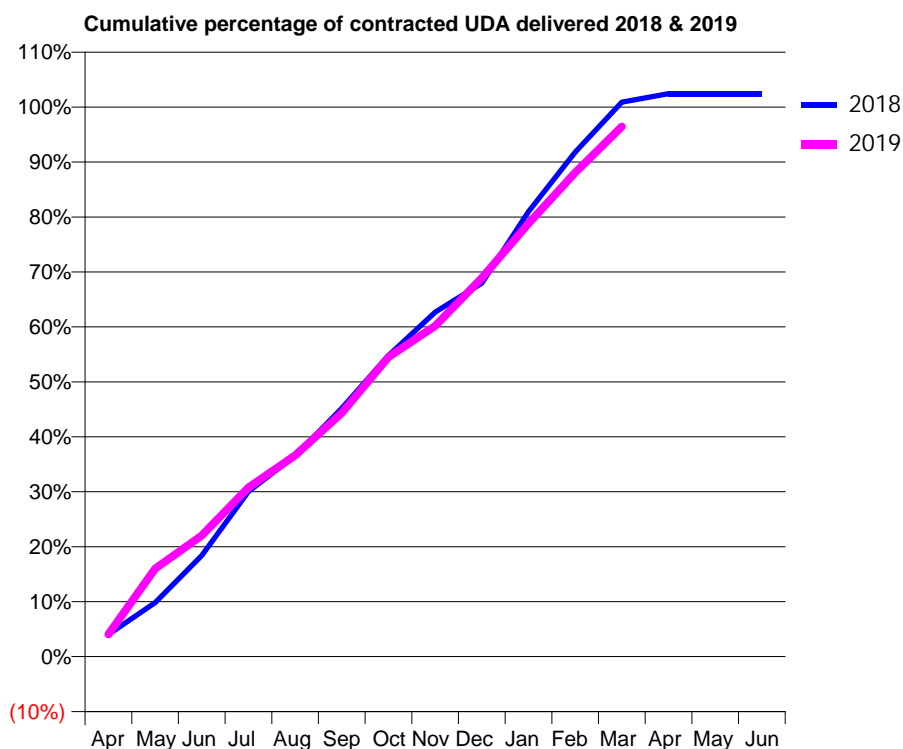
18/19 Contracted general activity (UDA)	11,326
Carry forward general activity (UDA)	-227
18/19 Contracted orthodontic activity (UOA)	0
Carry forward orthodontic activity (UOA)	0
Baseline contract value	£321,850.61

ACCESS*

Patients seen in 24 months	Total	Change since previous quarter
Quarter ending March 2018	4,716	
Quarter ending June 2018	4,629	↓
Quarter ending September 2018	4,690	→
Quarter ending December 2018	4,596	↓
Quarter ending March 2019	4,682	→
Variance since March 2018	(0.7%)	→



ACTIVITY



Month	Adjusted Scheduled Activity (UDA)	
	2018	2019
April	457	459
May	1,115	1,811
June	2,083	2,493
July	3,402	3,486
August	4,142	4,149
September	5,120	5,024
October	6,206	6,175
November	7,102	6,815
December	7,698	7,801
January	9,171	8,929
February	10,400	9,977
March	11,427	10,924
April	11,602	
May	11,602	
June	11,602	

QUALITY

	Quantity	Base Number	Contract	AT	Region	England
% of FP17s for the same patient ID Re-attending within 3 months - Children	88	933	9.4%	10.3%	11.9%	11.8%
% of FP17s for the same patient ID Re-attending within 3 months - Adults	487	3,445	14.1%	15.6%	16.9%	15.7%
% of FP17s for the same patient ID Re-attending between 3 & 9 months - Children	261	933	28.0%	49.3%	48.9%	58.9%
% of FP17s for the same patient ID Re-attending between 3 & 9 months - Adults	772	3,445	22.4%	38.6%	38.9%	50.8%
% of FP17s for Band 1 Urgent Courses	714	4,290	16.6%	10.3%	10.7%	9.1%
% of FP17s Relating to Free Repair or Replacements	13	4,290	0.3%	0.6%	0.5%	0.8%
% of FP17s Relating to Continuations	39	4,290	0.9%	0.9%	0.7%	0.9%
% of Patients satisfied with the dentistry they have received	0	0	N/A	90.5%	89.1%	92.5%
% of Patients satisfied with the time they had to wait for an appointment	0	0	N/A	86.3%	83.1%	87.0%

* This is based on patients treated on this contract for their most recent course of treatment. Figures in italics indicate the base number of FP17s or Patient Questionnaire responses are less than 100. N/A is shown where the base number of responses is less than 10 during the period. % is calculated as Quantity/Base number*100

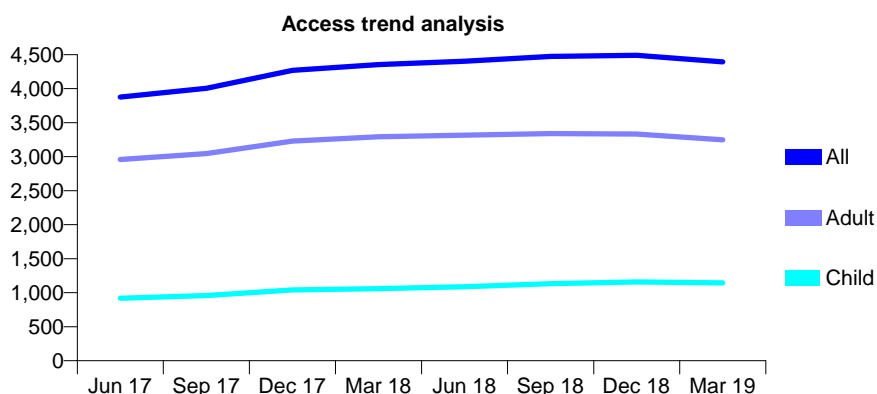
Q63 - Vital Signs At a Glance Contract Report for 676632/0001 - March 2019

Name or company name	MR J HAGHBEDEH
Contract type name	GDS Contract
Purpose of contract	General
Contract start date	01/12/2009
Contract end date	

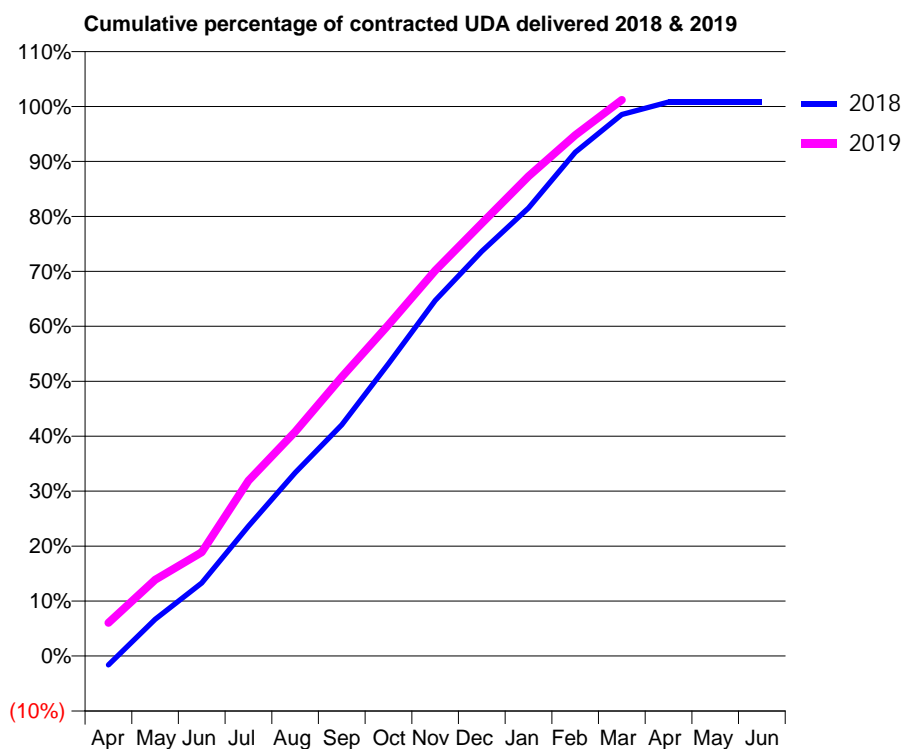
18/19 Contracted general activity (UDA)	12,477
Carry forward general activity (UDA)	-98
18/19 Contracted orthodontic activity (UOA)	0
Carry forward orthodontic activity (UOA)	0
Baseline contract value	£302,376.95

ACCESS*

Patients seen in 24 months	Total	Change since previous quarter
Quarter ending March 2018	4,353	
Quarter ending June 2018	4,403	→
Quarter ending September 2018	4,473	→
Quarter ending December 2018	4,491	→
Quarter ending March 2019	4,393	↓
Variance since March 2018	0.9%	→



ACTIVITY



Month	Adjusted Scheduled Activity (UDA)	
	2018	2019
April	-204	755
May	834	1,734
June	1,659	2,359
July	2,948	3,981
August	4,163	5,092
September	5,250	6,336
October	6,636	7,520
November	8,074	8,753
December	9,187	9,824
January	10,170	10,893
February	11,437	11,825
March	12,295	12,623
April	12,575	
May	12,575	
June	12,575	

QUALITY

	Quantity	Base Number	Contract	AT	Region	England
% of FP17s for the same patient ID Re-attending within 3 months - Children	96	1,551	6.2%	10.3%	11.9%	11.8%
% of FP17s for the same patient ID Re-attending within 3 months - Adults	712	4,158	17.1%	15.6%	16.9%	15.7%
% of FP17s for the same patient ID Re-attending between 3 & 9 months - Children	870	1,551	56.1%	49.3%	48.9%	58.9%
% of FP17s for the same patient ID Re-attending between 3 & 9 months - Adults	2,073	4,158	49.9%	38.6%	38.9%	50.8%
% of FP17s for Band 1 Urgent Courses	656	5,557	11.8%	10.3%	10.7%	9.1%
% of FP17s Relating to Free Repair or Replacements	47	5,557	0.8%	0.6%	0.5%	0.8%
% of FP17s Relating to Continuations	78	5,557	1.4%	0.9%	0.7%	0.9%
% of Patients satisfied with the dentistry they have received	2	2	N/A	90.5%	89.1%	92.5%
% of Patients satisfied with the time they had to wait for an appointment	2	2	N/A	86.3%	83.1%	87.0%

* This is based on patients treated on this contract for their most recent course of treatment. Figures in italics indicate the base number of FP17s or Patient Questionnaire responses are less than 100. N/A is shown where the base number of responses is less than 10 during the period. % is calculated as Quantity/Base number*100

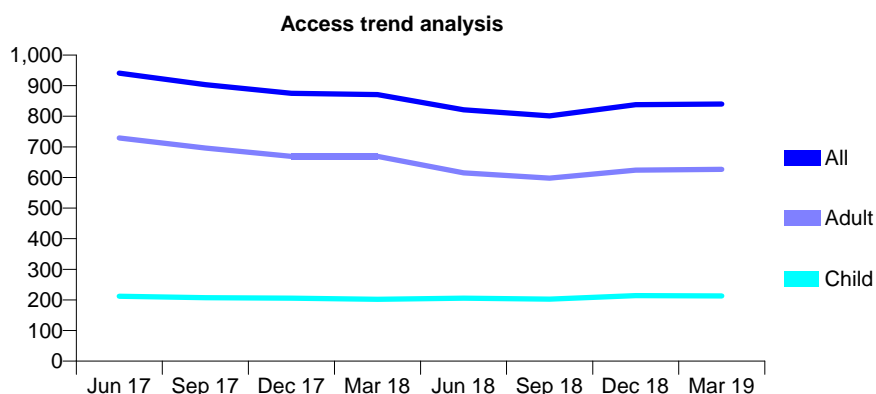
Q63 - Vital Signs At a Glance Contract Report for 677051/0001 - March 2019

Name or company name	MR R FARZAD
Contract type name	GDS Contract
Purpose of contract	General
Contract start date	01/04/2006
Contract end date	

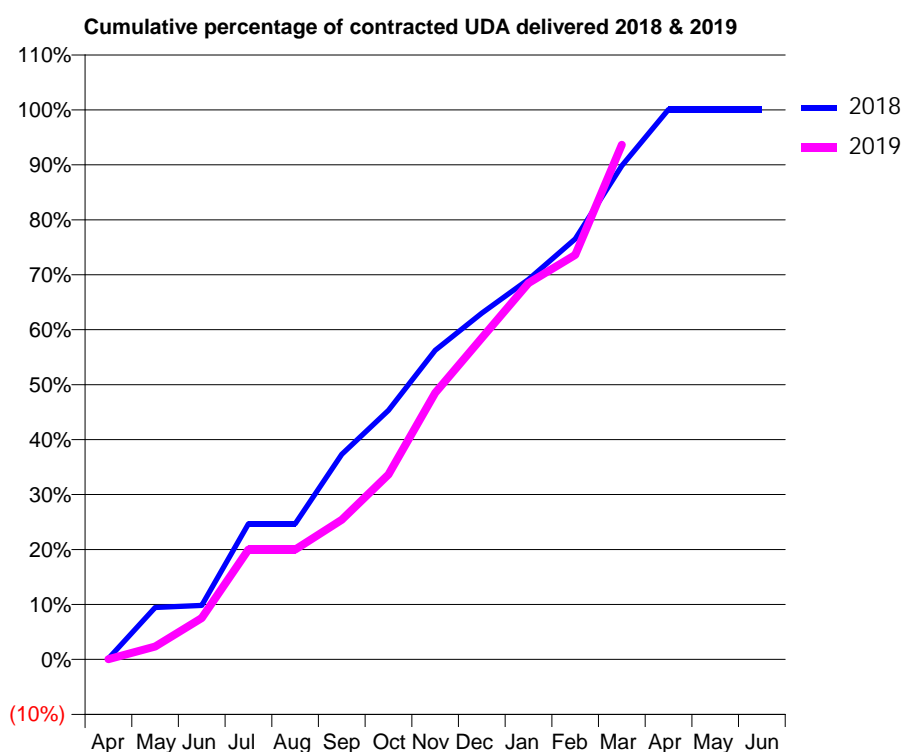
18/19 Contracted general activity (UDA)	5,121
Carry forward general activity (UDA)	-3
18/19 Contracted orthodontic activity (UOA)	0
Carry forward orthodontic activity (UOA)	0
Baseline contract value	£214,405.98

ACCESS*

Patients seen in 24 months	Total	Change since previous quarter
Quarter ending March 2018	871	
Quarter ending June 2018	821	↓
Quarter ending September 2018	801	↓
Quarter ending December 2018	838	↑
Quarter ending March 2019	840	→
Variance since March 2018	(3.6%)	↓



ACTIVITY



Month	Adjusted Scheduled Activity (UDA)	
	2018	2019
April	8	3
May	484	120
June	504	386
July	1,264	1,024
August	1,264	1,024
September	1,911	1,302
October	2,322	1,722
November	2,880	2,484
December	3,226	2,996
January	3,541	3,507
February	3,919	3,770
March	4,600	4,795
April	5,124	
May	5,124	
June	5,124	

QUALITY

	Quantity	Base Number	Contract	AT	Region	England
% of FP17s for the same patient ID Re-attending within 3 months - Children	47	265	17.7%	10.3%	11.9%	11.8%
% of FP17s for the same patient ID Re-attending within 3 months - Adults	128	708	18.1%	15.6%	16.9%	15.7%
% of FP17s for the same patient ID Re-attending between 3 & 9 months - Children	105	265	39.6%	49.3%	48.9%	58.9%
% of FP17s for the same patient ID Re-attending between 3 & 9 months - Adults	236	708	33.3%	38.6%	38.9%	50.8%
% of FP17s for Band 1 Urgent Courses	84	893	9.4%	10.3%	10.7%	9.1%
% of FP17s Relating to Free Repair or Replacements	0	893	0.0%	0.6%	0.5%	0.8%
% of FP17s Relating to Continuations	2	893	0.2%	0.9%	0.7%	0.9%
% of Patients satisfied with the dentistry they have received	2	2	N/A	90.5%	89.1%	92.5%
% of Patients satisfied with the time they had to wait for an appointment	2	2	N/A	86.3%	83.1%	87.0%

* This is based on patients treated on this contract for their most recent course of treatment. Figures in italics indicate the base number of FP17s or Patient Questionnaire responses are less than 100. N/A is shown where the base number of responses is less than 10 during the period. % is calculated as Quantity/Base number*100

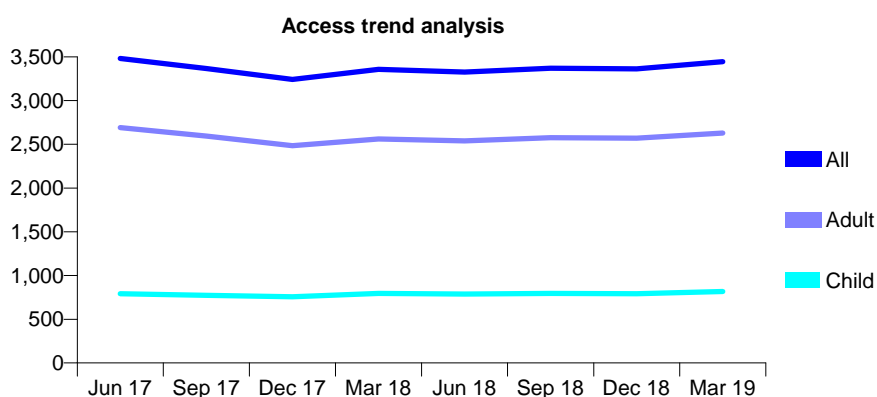
Q63 - Vital Signs At a Glance Contract Report for 677191/0001 - March 2019

Name or company name	Raman Sandhu
Contract type name	GDS Contract
Purpose of contract	General
Contract start date	01/01/2012
Contract end date	

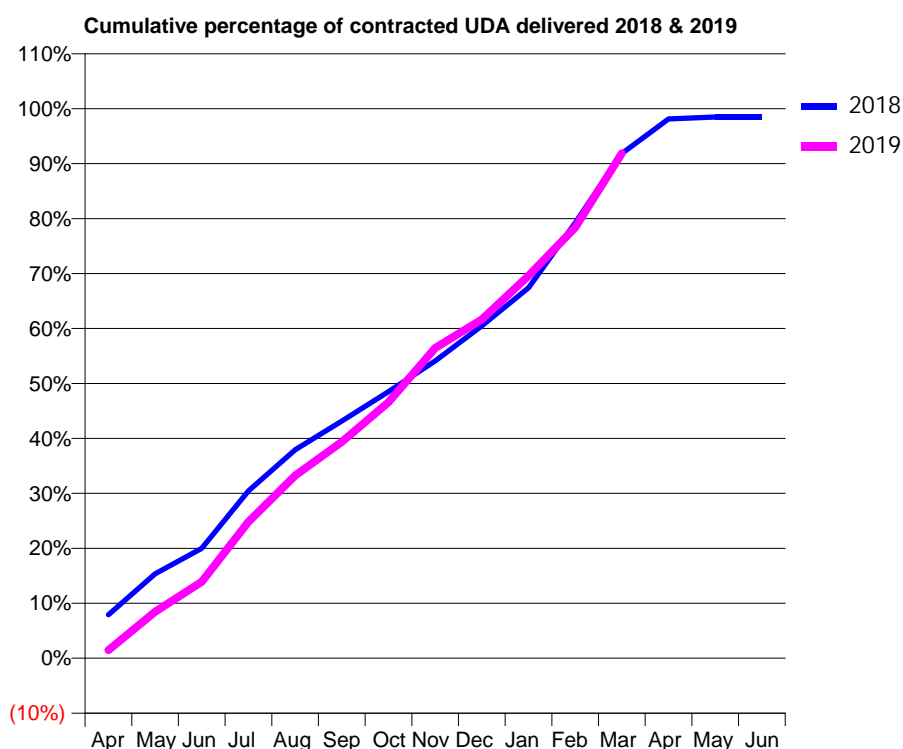
18/19 Contracted general activity (UDA)	11,285
Carry forward general activity (UDA)	169
18/19 Contracted orthodontic activity (UOA)	0
Carry forward orthodontic activity (UOA)	0
Baseline contract value	£262,378.47

ACCESS*

Patients seen in 24 months	Total	Change since previous quarter
Quarter ending March 2018	3,357	
Quarter ending June 2018	3,326	→
Quarter ending September 2018	3,370	→
Quarter ending December 2018	3,364	→
Quarter ending March 2019	3,445	↑
Variance since March 2018	2.6%	↑



ACTIVITY



Month	2018	2019
April	892	167
May	1,735	955
June	2,256	1,569
July	3,437	2,802
August	4,283	3,753
September	4,871	4,441
October	5,472	5,256
November	6,105	6,372
December	6,824	6,958
January	7,607	7,851
February	8,941	8,844
March	10,363	10,366
April	11,072	
May	11,114	
June	11,116	

QUALITY

	Quantity	Base Number	Contract	AT	Region	England
% of FP17s for the same patient ID Re-attending within 3 months - Children	96	1,175	8.2%	10.3%	11.9%	11.8%
% of FP17s for the same patient ID Re-attending within 3 months - Adults	677	3,701	18.3%	15.6%	16.9%	15.7%
% of FP17s for the same patient ID Re-attending between 3 & 9 months - Children	626	1,175	53.3%	49.3%	48.9%	58.9%
% of FP17s for the same patient ID Re-attending between 3 & 9 months - Adults	1,765	3,701	47.7%	38.6%	38.9%	50.8%
% of FP17s for Band 1 Urgent Courses	564	4,644	12.1%	10.3%	10.7%	9.1%
% of FP17s Relating to Free Repair or Replacements	28	4,644	0.6%	0.6%	0.5%	0.8%
% of FP17s Relating to Continuations	25	4,644	0.5%	0.9%	0.7%	0.9%
% of Patients satisfied with the dentistry they have received	0	0	N/A	90.5%	89.1%	92.5%
% of Patients satisfied with the time they had to wait for an appointment	0	0	N/A	86.3%	83.1%	87.0%

* This is based on patients treated on this contract for their most recent course of treatment.

Figures in italics indicate the base number of FP17s or Patient Questionnaire responses are less than 100. N/A is shown where the base number of responses is less than 10 during the period. % is calculated as Quantity/Base number*100

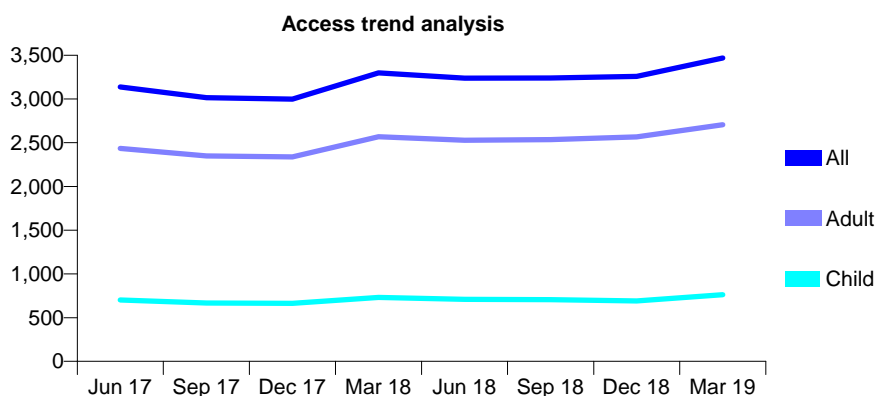
Q63 - Vital Signs At a Glance Contract Report for 677213/0001 - March 2019

Name or company name	MRS F FEKRAZAD
Contract type name	GDS Contract
Purpose of contract	General
Contract start date	01/04/2006
Contract end date	

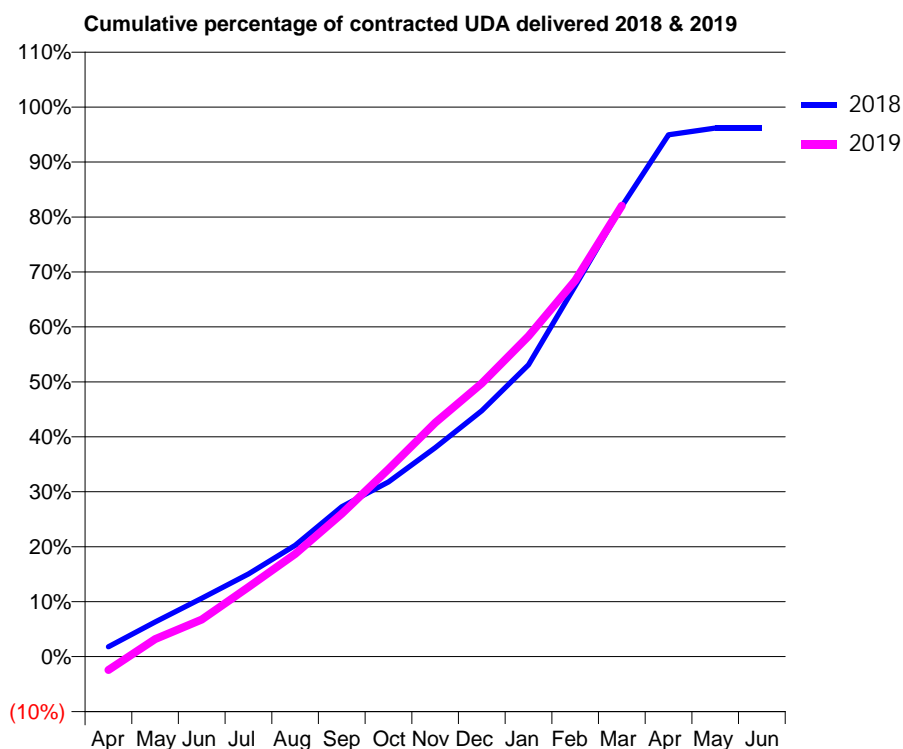
18/19 Contracted general activity (UDA)	12,767
Carry forward general activity (UDA)	488
18/19 Contracted orthodontic activity (UOA)	0
Carry forward orthodontic activity (UOA)	0
Baseline contract value	£364,502.92

ACCESS*

Patients seen in 24 months	Total	Change since previous quarter
Quarter ending March 2018	3,300	
Quarter ending June 2018	3,238	↓
Quarter ending September 2018	3,240	→
Quarter ending December 2018	3,258	→
Quarter ending March 2019	3,468	↑
Variance since March 2018	5.1%	↑



ACTIVITY



Month	Adjusted Scheduled Activity (UDA)	
	2018	2019
April	229	-311
May	808	409
June	1,355	859
July	1,918	1,614
August	2,584	2,384
September	3,480	3,321
October	4,057	4,354
November	4,853	5,432
December	5,711	6,349
January	6,781	7,445
February	8,613	8,737
March	10,462	10,477
April	12,123	
May	12,279	
June	12,279	

QUALITY

	Quantity	Base Number	Contract	AT	Region	England
% of FP17s for the same patient ID Re-attending within 3 months - Children	16	804	2.0%	10.3%	11.9%	11.8%
% of FP17s for the same patient ID Re-attending within 3 months - Adults	208	2,639	7.9%	15.6%	16.9%	15.7%
% of FP17s for the same patient ID Re-attending between 3 & 9 months - Children	334	804	41.5%	49.3%	48.9%	58.9%
% of FP17s for the same patient ID Re-attending between 3 & 9 months - Adults	1,098	2,639	41.6%	38.6%	38.9%	50.8%
% of FP17s for Band 1 Urgent Courses	149	3,122	4.8%	10.3%	10.7%	9.1%
% of FP17s Relating to Free Repair or Replacements	0	3,122	0.0%	0.6%	0.5%	0.8%
% of FP17s Relating to Continuations	9	3,122	0.3%	0.9%	0.7%	0.9%
% of Patients satisfied with the dentistry they have received	3	3	N/A	90.5%	89.1%	92.5%
% of Patients satisfied with the time they had to wait for an appointment	3	3	N/A	86.3%	83.1%	87.0%

* This is based on patients treated on this contract for their most recent course of treatment. Figures in italics indicate the base number of FP17s or Patient Questionnaire responses are less than 100. N/A is shown where the base number of responses is less than 10 during the period. % is calculated as Quantity/Base number*100

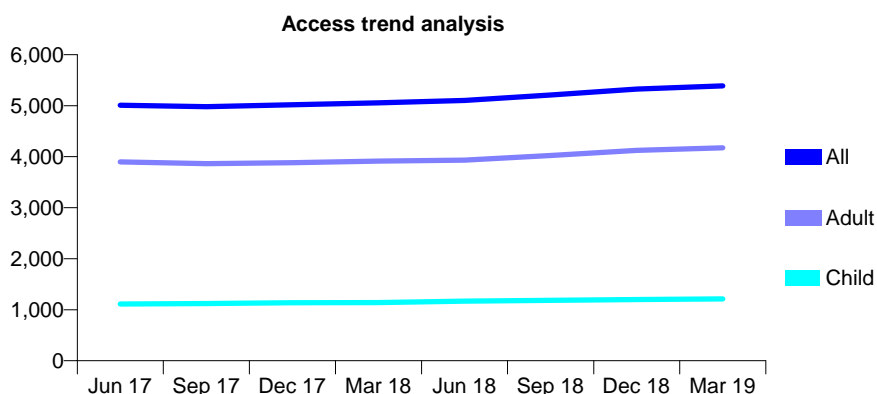
Q63 - Vital Signs At a Glance Contract Report for 679003/0001 - March 2019

Name or company name	MRS M JAHANGIRI
Contract type name	GDS Contract
Purpose of contract	General
Contract start date	01/04/2006
Contract end date	

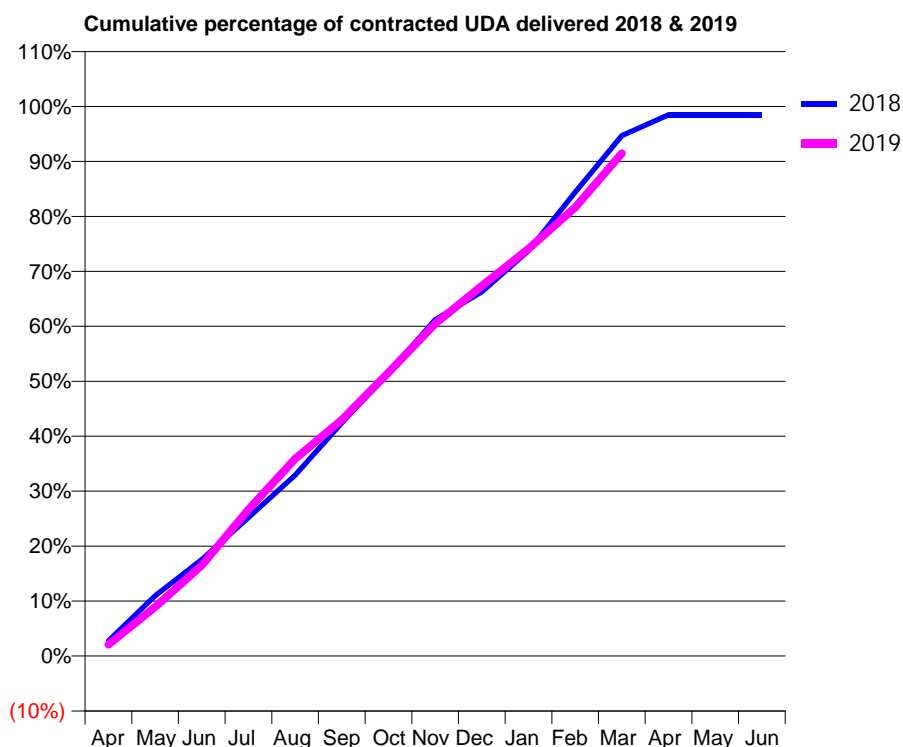
18/19 Contracted general activity (UDA)	18,534
Carry forward general activity (UDA)	279
18/19 Contracted orthodontic activity (UOA)	0
Carry forward orthodontic activity (UOA)	0
Baseline contract value	£620,751.92

ACCESS*

Patients seen in 24 months	Total	Change since previous quarter
Quarter ending March 2018	5,056	
Quarter ending June 2018	5,101	→
Quarter ending September 2018	5,208	↑
Quarter ending December 2018	5,326	↑
Quarter ending March 2019	5,386	→
Variance since March 2018	6.5%	↑



ACTIVITY



Month	Adjusted Scheduled Activity (UDA)	
	2018	2019
April	512	383
May	2,029	1,651
June	3,253	3,062
July	4,672	4,941
August	6,102	6,655
September	7,862	7,962
October	9,552	9,566
November	11,340	11,212
December	12,279	12,485
January	13,670	13,735
February	15,647	15,133
March	17,550	16,950
April	18,254	
May	18,255	
June	18,255	

QUALITY

	Quantity	Base Number	Contract	AT	Region	England
% of FP17s for the same patient ID Re-attending within 3 months - Children	144	1,776	8.1%	10.3%	11.9%	11.8%
% of FP17s for the same patient ID Re-attending within 3 months - Adults	934	5,722	16.3%	15.6%	16.9%	15.7%
% of FP17s for the same patient ID Re-attending between 3 & 9 months - Children	991	1,776	55.8%	49.3%	48.9%	58.9%
% of FP17s for the same patient ID Re-attending between 3 & 9 months - Adults	2,680	5,722	46.8%	38.6%	38.9%	50.8%
% of FP17s for Band 1 Urgent Courses	801	7,237	11.1%	10.3%	10.7%	9.1%
% of FP17s Relating to Free Repair or Replacements	55	7,237	0.8%	0.6%	0.5%	0.8%
% of FP17s Relating to Continuations	68	7,237	0.9%	0.9%	0.7%	0.9%
% of Patients satisfied with the dentistry they have received	4	4	N/A	90.5%	89.1%	92.5%
% of Patients satisfied with the time they had to wait for an appointment	4	4	N/A	86.3%	83.1%	87.0%

* This is based on patients treated on this contract for their most recent course of treatment. Figures in italics indicate the base number of FP17s or Patient Questionnaire responses are less than 100. N/A is shown where the base number of responses is less than 10 during the period. % is calculated as Quantity/Base number*100

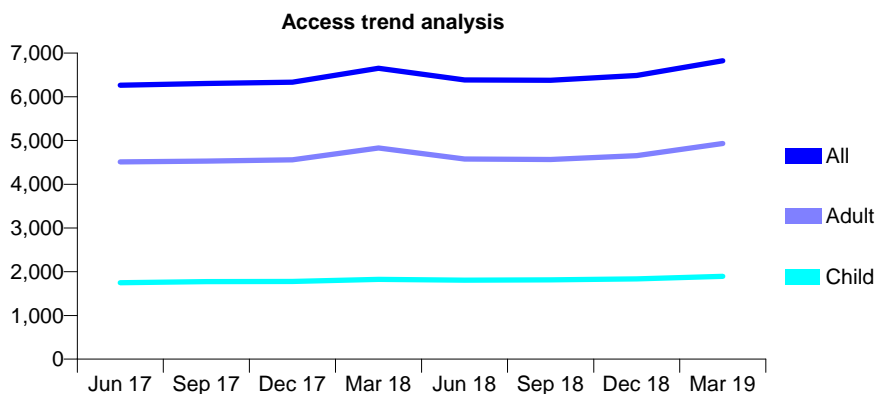
Q63 - Vital Signs At a Glance Contract Report for 682144/0001 - March 2019

Name or company name	Reza Khan and Nawaf Kharalah
Contract type name	GDS Contract
Purpose of contract	General
Contract start date	01/04/2006
Contract end date	

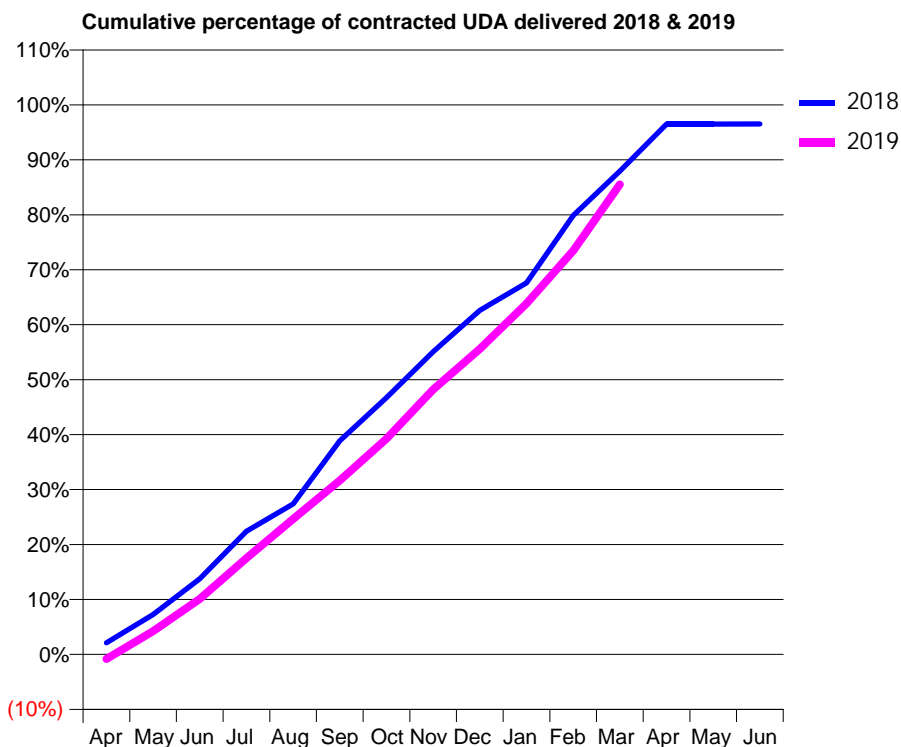
18/19 Contracted general activity (UDA)	24,000
Carry forward general activity (UDA)	837
18/19 Contracted orthodontic activity (UOA)	0
Carry forward orthodontic activity (UOA)	0
Baseline contract value	£675,410.74

ACCESS*

Patients seen in 24 months	Total	Change since previous quarter
Quarter ending March 2018	6,655	
Quarter ending June 2018	6,385	↓
Quarter ending September 2018	6,378	→
Quarter ending December 2018	6,489	→
Quarter ending March 2019	6,826	↑
Variance since March 2018	2.6%	↑



ACTIVITY



Month	Adjusted Scheduled Activity (UDA)	
	2018	2019
April	508	-204
May	1,742	1,019
June	3,307	2,429
July	5,378	4,204
August	6,570	5,918
September	9,325	7,594
October	11,214	9,420
November	13,219	11,570
December	15,025	13,342
January	16,222	15,326
February	19,171	17,630
March	21,104	20,522
April	23,159	
May	23,160	
June	23,163	

QUALITY

	Quantity	Base Number	Contract	AT	Region	England
% of FP17s for the same patient ID Re-attending within 3 months - Children	179	2,393	7.5%	10.3%	11.9%	11.8%
% of FP17s for the same patient ID Re-attending within 3 months - Adults	503	4,674	10.8%	15.6%	16.9%	15.7%
% of FP17s for the same patient ID Re-attending between 3 & 9 months - Children	1,021	2,393	42.7%	49.3%	48.9%	58.9%
% of FP17s for the same patient ID Re-attending between 3 & 9 months - Adults	1,401	4,674	30.0%	38.6%	38.9%	50.8%
% of FP17s for Band 1 Urgent Courses	673	6,650	10.1%	10.3%	10.7%	9.1%
% of FP17s Relating to Free Repair or Replacements	3	6,650	0.0%	0.6%	0.5%	0.8%
% of FP17s Relating to Continuations	52	6,650	0.8%	0.9%	0.7%	0.9%
% of Patients satisfied with the dentistry they have received	1	1	N/A	90.5%	89.1%	92.5%
% of Patients satisfied with the time they had to wait for an appointment	1	1	N/A	86.3%	83.1%	87.0%

* This is based on patients treated on this contract for their most recent course of treatment. Figures in italics indicate the base number of FP17s or Patient Questionnaire responses are less than 100. N/A is shown where the base number of responses is less than 10 during the period. % is calculated as Quantity/Base number*100

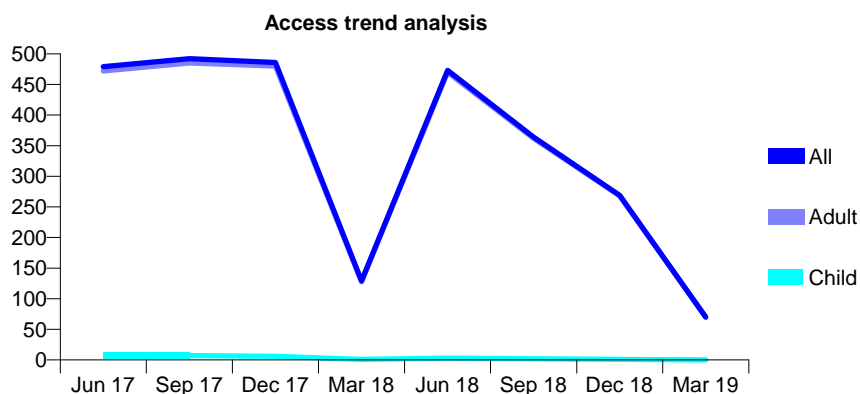
Q63 - Vital Signs At a Glance Contract Report for 682144/0002 - March 2019

Name or company name	MR AA DADASHIAN
Contract type name	PDS Contract
Purpose of contract	General
Contract start date	01/04/2011
Contract end date	30/06/2018

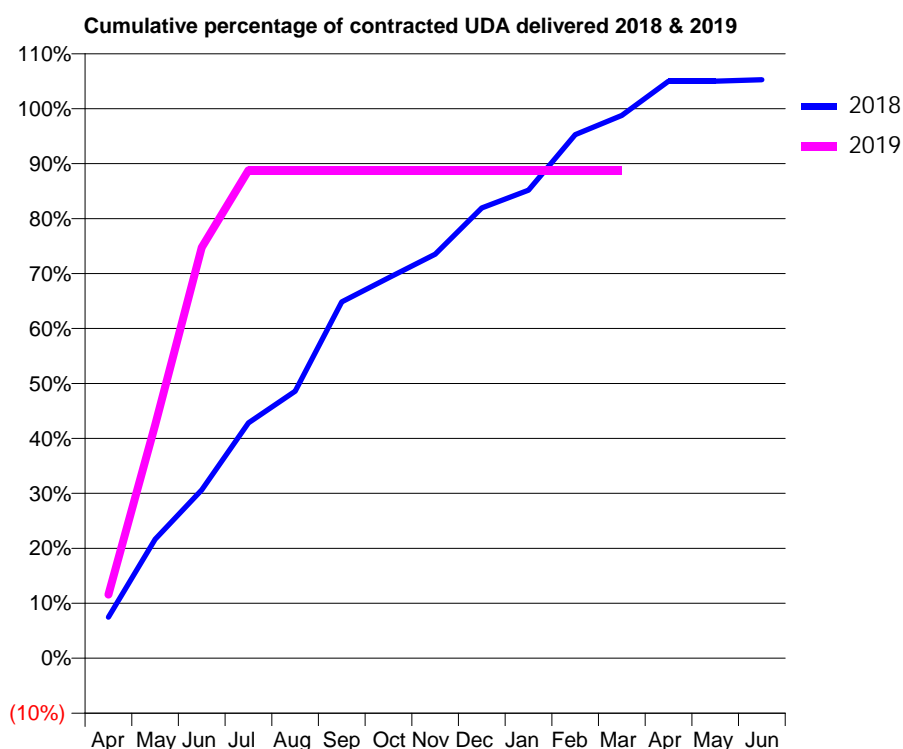
18/19 Contracted general activity (UDA)	285
Carry forward general activity (UDA)	0
18/19 Contracted orthodontic activity (UOA)	0
Carry forward orthodontic activity (UOA)	0
Baseline contract value	£14,197.02

ACCESS*

Patients seen in 24 months	Total	Change since previous quarter
Quarter ending March 2018	129	
Quarter ending June 2018	473	↑
Quarter ending September 2018	364	↓
Quarter ending December 2018	269	↓
Quarter ending March 2019	70	↓
Variance since March 2018	(45.7%)	↓



ACTIVITY



Month	Adjusted Scheduled Activity (UDA)	
	2018	2019
April	85	33
May	247	121
June	349	213
July	488	253
August	554	253
September	739	253
October	789	253
November	838	253
December	934	253
January	971	253
February	1,086	253
March	1,126	253
April	1,197	
May	1,197	
June	1,200	

QUALITY

	Quantity	Base Number	Contract	AT	Region	England
% of FP17s for the same patient ID Re-attending within 3 months - Children	0	1	0.0%	10.3%	11.9%	11.8%
% of FP17s for the same patient ID Re-attending within 3 months - Adults	0	114	0.0%	15.6%	16.9%	15.7%
% of FP17s for the same patient ID Re-attending between 3 & 9 months - Children	0	1	0.0%	49.3%	48.9%	58.9%
% of FP17s for the same patient ID Re-attending between 3 & 9 months - Adults	0	114	0.0%	38.6%	38.9%	50.8%
% of FP17s for Band 1 Urgent Courses	0	89	0.0%	10.3%	10.7%	9.1%
% of FP17s Relating to Free Repair or Replacements	0	89	0.0%	0.6%	0.5%	0.8%
% of FP17s Relating to Continuations	0	89	0.0%	0.9%	0.7%	0.9%
% of Patients satisfied with the dentistry they have received	0	0	N/A	90.5%	89.1%	92.5%
% of Patients satisfied with the time they had to wait for an appointment	0	0	N/A	86.3%	83.1%	87.0%

* This is based on patients treated on this contract for their most recent course of treatment.

Figures in italics indicate the base number of FP17s or Patient Questionnaire responses are less than 100. N/A is shown where the base number of responses is less than 10 during the period. % is calculated as Quantity/Base number*100

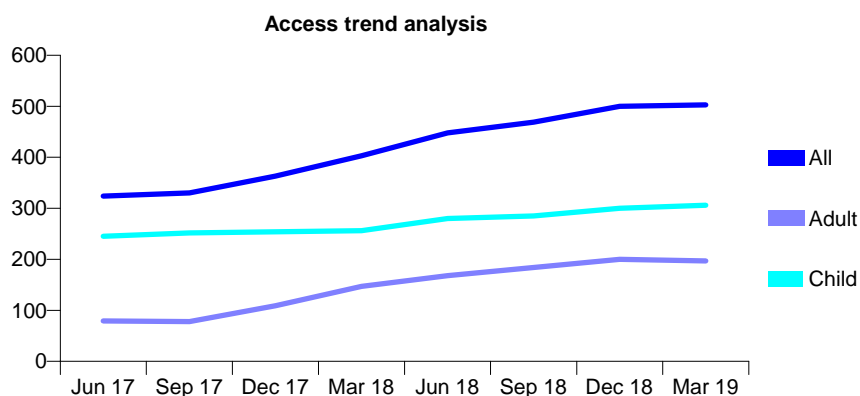
Q63 - Vital Signs At a Glance Contract Report for 684864/0001 - March 2019

Name or company name	MR P BOAMAH
Contract type name	GDS Contract
Purpose of contract	General
Contract start date	01/05/2009
Contract end date	

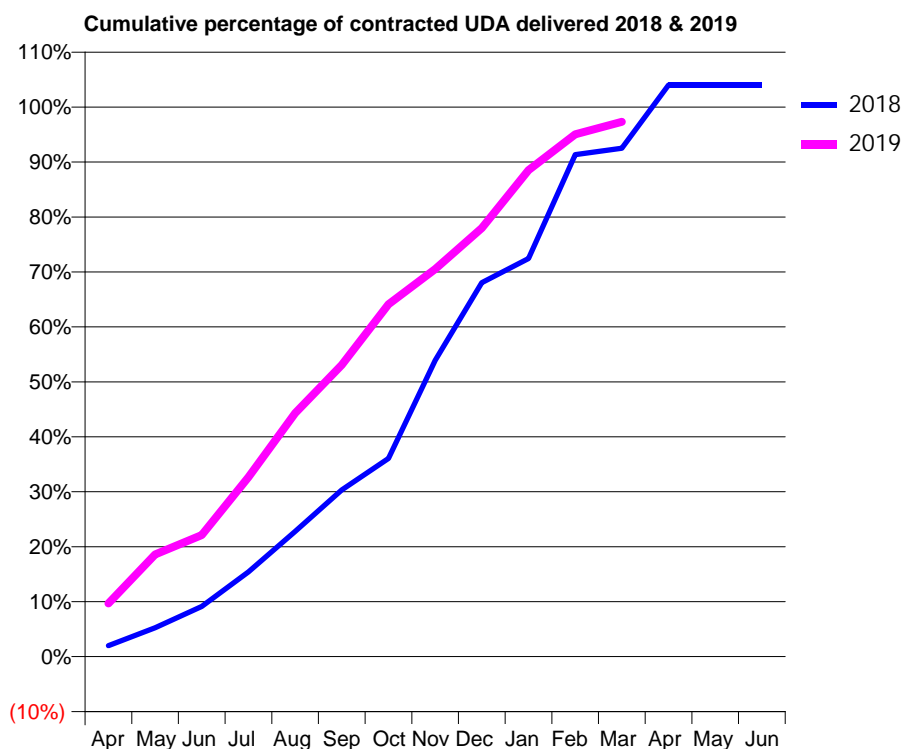
18/19 Contracted general activity (UDA)	799
Carry forward general activity (UDA)	-16
18/19 Contracted orthodontic activity (UOA)	0
Carry forward orthodontic activity (UOA)	0
Baseline contract value	£17,290.08

ACCESS*

Patients seen in 24 months	Total	Change since previous quarter
Quarter ending March 2018	403	
Quarter ending June 2018	448	↑
Quarter ending September 2018	469	↑
Quarter ending December 2018	500	↑
Quarter ending March 2019	503	→
Variance since March 2018	24.8%	↑



ACTIVITY



Month	Adjusted Scheduled Activity (UDA)	
	2018	2019
April	16	77
May	42	149
June	73	177
July	123	261
August	182	354
September	242	424
October	288	512
November	431	563
December	544	623
January	579	707
February	730	759
March	739	777
April	831	
May	831	
June	831	

QUALITY

	Quantity	Base Number	Contract	AT	Region	England
% of FP17s for the same patient ID Re-attending within 3 months - Children	7	341	2.1%	10.3%	11.9%	11.8%
% of FP17s for the same patient ID Re-attending within 3 months - Adults	5	137	3.6%	15.6%	16.9%	15.7%
% of FP17s for the same patient ID Re-attending between 3 & 9 months - Children	144	341	42.2%	49.3%	48.9%	58.9%
% of FP17s for the same patient ID Re-attending between 3 & 9 months - Adults	30	137	21.9%	38.6%	38.9%	50.8%
% of FP17s for Band 1 Urgent Courses	12	443	2.7%	10.3%	10.7%	9.1%
% of FP17s Relating to Free Repair or Replacements	0	443	0.0%	0.6%	0.5%	0.8%
% of FP17s Relating to Continuations	1	443	0.2%	0.9%	0.7%	0.9%
% of Patients satisfied with the dentistry they have received	0	0	N/A	90.5%	89.1%	92.5%
% of Patients satisfied with the time they had to wait for an appointment	0	0	N/A	86.3%	83.1%	87.0%

* This is based on patients treated on this contract for their most recent course of treatment. Figures in italics indicate the base number of FP17s or Patient Questionnaire responses are less than 100. N/A is shown where the base number of responses is less than 10 during the period. % is calculated as Quantity/Base number*100

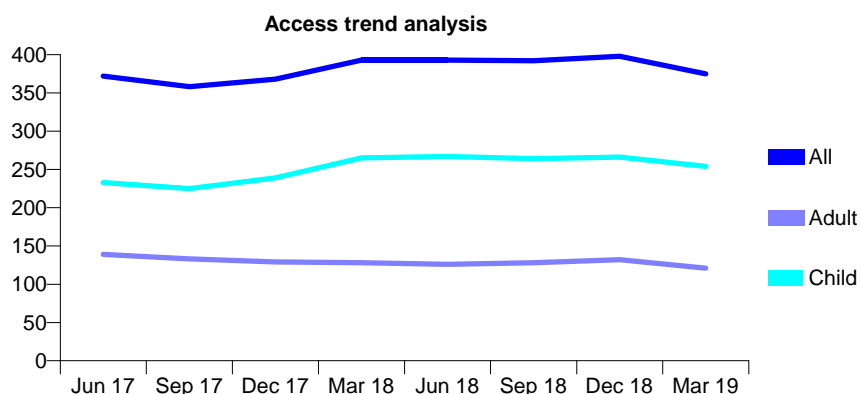
Q63 - Vital Signs At a Glance Contract Report for 687219/0001 - March 2019

Name or company name	MR AA ZAIDI
Contract type name	GDS Contract
Purpose of contract	General
Contract start date	01/09/2007
Contract end date	

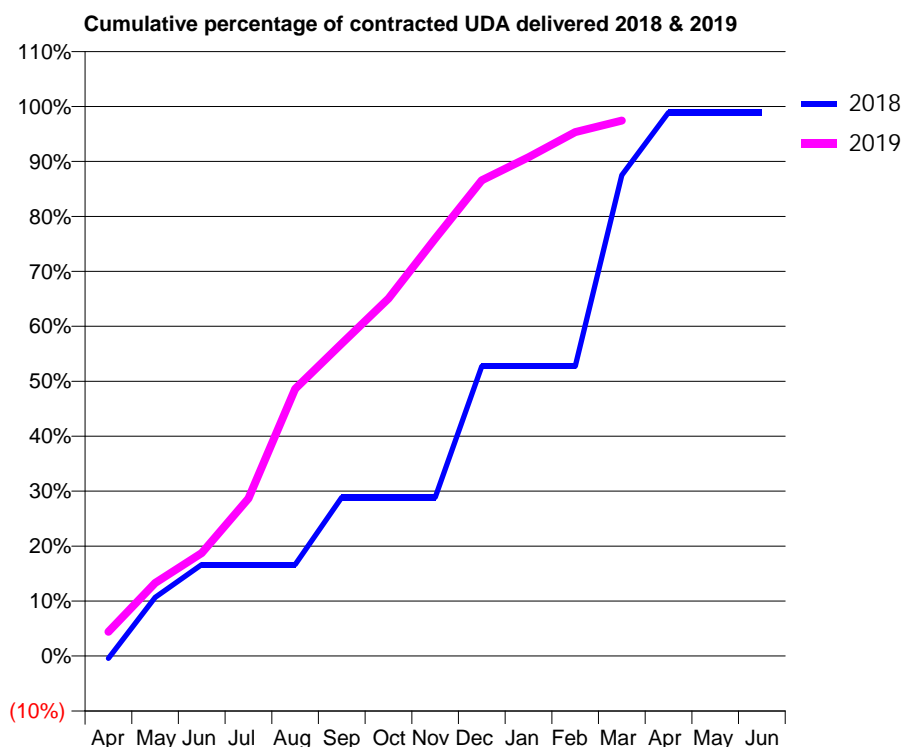
18/19 Contracted general activity (UDA)	1,104
Carry forward general activity (UDA)	12
18/19 Contracted orthodontic activity (UOA)	0
Carry forward orthodontic activity (UOA)	0
Baseline contract value	£26,763.89

ACCESS*

Patients seen in 24 months	Total	Change since previous quarter
Quarter ending March 2018	393	
Quarter ending June 2018	393	→
Quarter ending September 2018	392	→
Quarter ending December 2018	398	→
Quarter ending March 2019	375	↓
Variance since March 2018	(4.6%)	↓



ACTIVITY



Month	Adjusted Scheduled Activity (UDA)	
	2018	2019
April	-5	49
May	118	147
June	184	207
July	184	316
August	184	537
September	319	628
October	319	718
November	319	839
December	582	956
January	582	1,002
February	582	1,052
March	966	1,075
April	1,092	
May	1,092	
June	1,092	

QUALITY

	Quantity	Base Number	Contract	AT	Region	England
% of FP17s for the same patient ID Re-attending within 3 months - Children	35	358	9.8%	10.3%	11.9%	11.8%
% of FP17s for the same patient ID Re-attending within 3 months - Adults	8	99	8.1%	15.6%	16.9%	15.7%
% of FP17s for the same patient ID Re-attending between 3 & 9 months - Children	181	358	50.6%	49.3%	48.9%	58.9%
% of FP17s for the same patient ID Re-attending between 3 & 9 months - Adults	35	99	35.4%	38.6%	38.9%	50.8%
% of FP17s for Band 1 Urgent Courses	12	423	2.8%	10.3%	10.7%	9.1%
% of FP17s Relating to Free Repair or Replacements	0	423	0.0%	0.6%	0.5%	0.8%
% of FP17s Relating to Continuations	0	423	0.0%	0.9%	0.7%	0.9%
% of Patients satisfied with the dentistry they have received	0	0	N/A	90.5%	89.1%	92.5%
% of Patients satisfied with the time they had to wait for an appointment	0	0	N/A	86.3%	83.1%	87.0%

* This is based on patients treated on this contract for their most recent course of treatment. Figures in italics indicate the base number of FP17s or Patient Questionnaire responses are less than 100. N/A is shown where the base number of responses is less than 10 during the period. % is calculated as Quantity/Base number*100

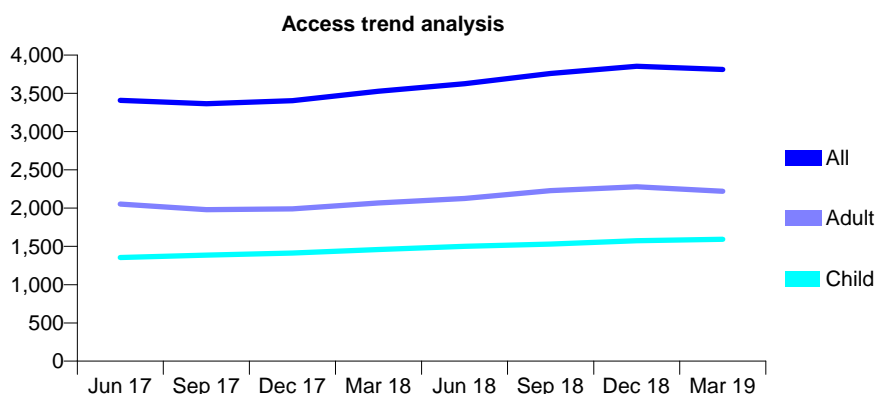
Q63 - Vital Signs At a Glance Contract Report for 689416/0001 - March 2019

Name or company name	MR MB PATEL
Contract type name	GDS Contract
Purpose of contract	General
Contract start date	01/07/2007
Contract end date	

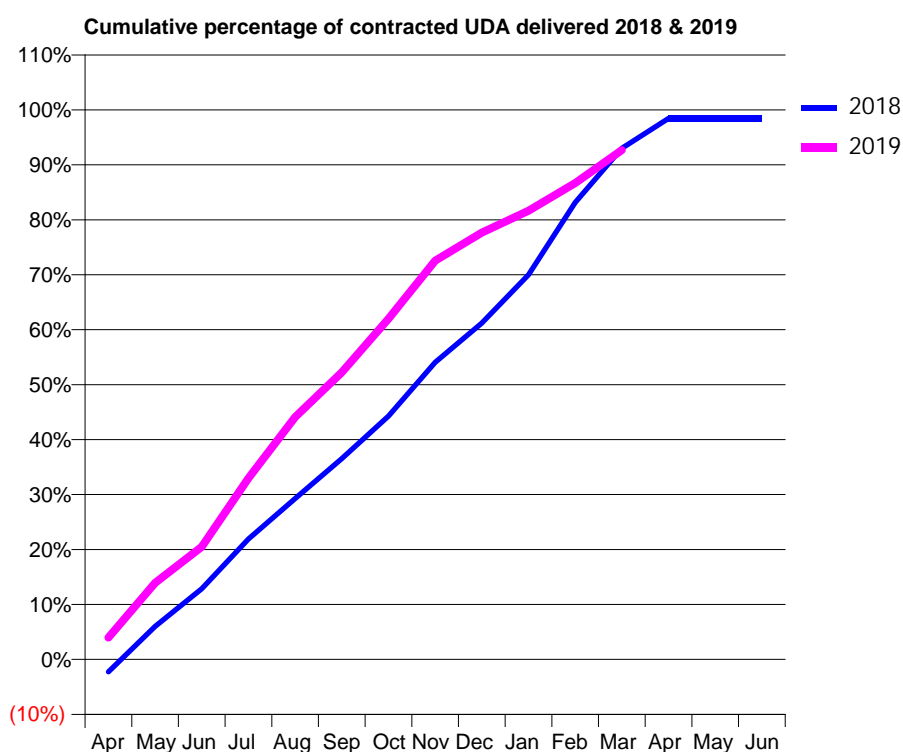
18/19 Contracted general activity (UDA)	8,500
Carry forward general activity (UDA)	132
18/19 Contracted orthodontic activity (UOA)	0
Carry forward orthodontic activity (UOA)	0
Baseline contract value	£215,138.06

ACCESS*

Patients seen in 24 months	Total	Change since previous quarter
Quarter ending March 2018	3,527	
Quarter ending June 2018	3,626	↑
Quarter ending September 2018	3,759	↑
Quarter ending December 2018	3,854	↑
Quarter ending March 2019	3,812	↓
Variance since March 2018	8.1%	↑



ACTIVITY



Month	Adjusted Scheduled Activity (UDA)	
	2018	2019
April	-194	339
May	512	1,186
June	1,095	1,741
July	1,863	2,803
August	2,488	3,750
September	3,105	4,439
October	3,762	5,269
November	4,594	6,168
December	5,202	6,600
January	5,949	6,941
February	7,068	7,366
March	7,905	7,878
April	8,368	
May	8,368	
June	8,368	

QUALITY

	Quantity	Base Number	Contract	AT	Region	England
% of FP17s for the same patient ID Re-attending within 3 months - Children	140	2,166	6.5%	10.3%	11.9%	11.8%
% of FP17s for the same patient ID Re-attending within 3 months - Adults	181	1,915	9.5%	15.6%	16.9%	15.7%
% of FP17s for the same patient ID Re-attending between 3 & 9 months - Children	1,171	2,166	54.1%	49.3%	48.9%	58.9%
% of FP17s for the same patient ID Re-attending between 3 & 9 months - Adults	666	1,915	34.8%	38.6%	38.9%	50.8%
% of FP17s for Band 1 Urgent Courses	275	3,866	7.1%	10.3%	10.7%	9.1%
% of FP17s Relating to Free Repair or Replacements	10	3,866	0.3%	0.6%	0.5%	0.8%
% of FP17s Relating to Continuations	15	3,866	0.4%	0.9%	0.7%	0.9%
% of Patients satisfied with the dentistry they have received	2	2	N/A	90.5%	89.1%	92.5%
% of Patients satisfied with the time they had to wait for an appointment	2	2	N/A	86.3%	83.1%	87.0%

* This is based on patients treated on this contract for their most recent course of treatment. Figures in italics indicate the base number of FP17s or Patient Questionnaire responses are less than 100. N/A is shown where the base number of responses is less than 10 during the period. % is calculated as Quantity/Base number*100

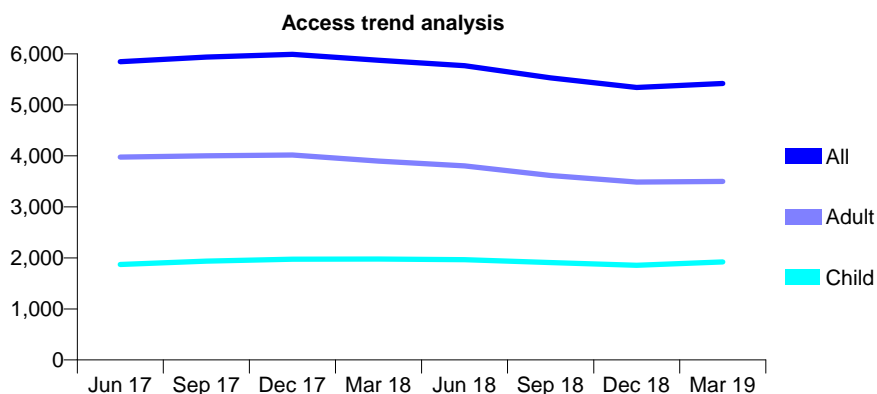
Q63 - Vital Signs At a Glance Contract Report for 691445/0001 - March 2019

Name or company name	MR AF YUSUF
Contract type name	GDS Contract
Purpose of contract	General
Contract start date	01/11/2008
Contract end date	

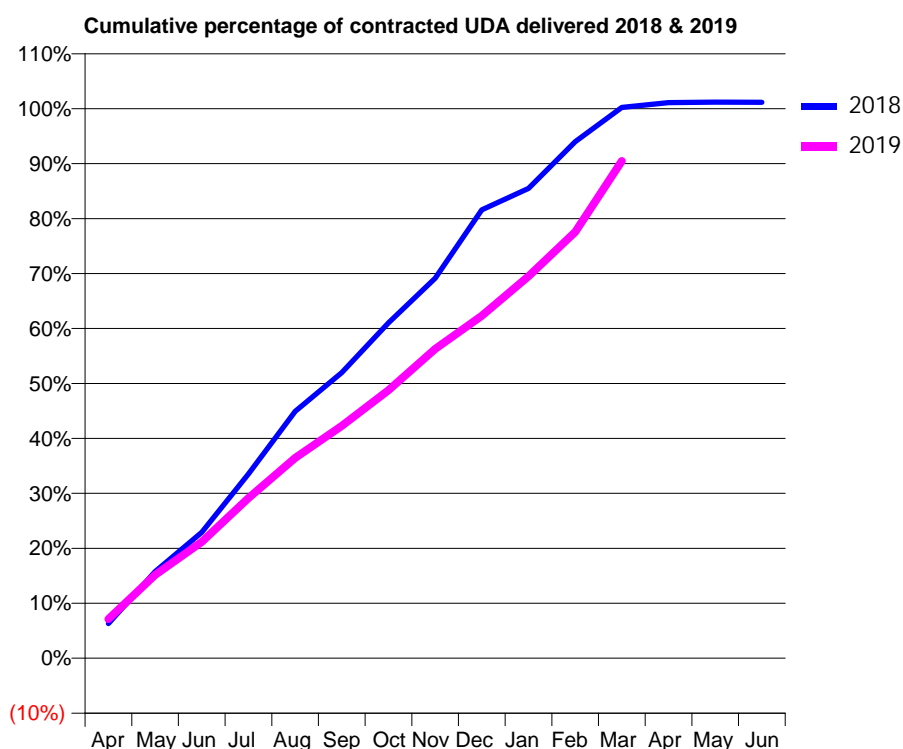
18/19 Contracted general activity (UDA)	16,352
Carry forward general activity (UDA)	-190
18/19 Contracted orthodontic activity (UOA)	0
Carry forward orthodontic activity (UOA)	0
Baseline contract value	£524,228.85

ACCESS*

Patients seen in 24 months	Total	Change since previous quarter
Quarter ending March 2018	5,874	
Quarter ending June 2018	5,768	↓
Quarter ending September 2018	5,527	↓
Quarter ending December 2018	5,342	↓
Quarter ending March 2019	5,420	→
Variance since March 2018	(7.7%)	↓



ACTIVITY



Month	Adjusted Scheduled Activity (UDA)	
	2018	2019
April	1,035	1,164
May	2,580	2,476
June	3,749	3,458
July	5,484	4,764
August	7,348	5,963
September	8,498	6,916
October	9,977	7,973
November	11,309	9,205
December	13,338	10,187
January	13,977	11,363
February	15,371	12,686
March	16,392	14,795
April	16,531	
May	16,547	
June	16,542	

QUALITY

	Quantity	Base Number	Contract	AT	Region	England
% of FP17s for the same patient ID Re-attending within 3 months - Children	112	2,368	4.7%	10.3%	11.9%	11.8%
% of FP17s for the same patient ID Re-attending within 3 months - Adults	416	3,594	11.6%	15.6%	16.9%	15.7%
% of FP17s for the same patient ID Re-attending between 3 & 9 months - Children	1,218	2,368	51.4%	49.3%	48.9%	58.9%
% of FP17s for the same patient ID Re-attending between 3 & 9 months - Adults	1,386	3,594	38.6%	38.6%	38.9%	50.8%
% of FP17s for Band 1 Urgent Courses	495	5,862	8.4%	10.3%	10.7%	9.1%
% of FP17s Relating to Free Repair or Replacements	17	5,862	0.3%	0.6%	0.5%	0.8%
% of FP17s Relating to Continuations	3	5,862	0.1%	0.9%	0.7%	0.9%
% of Patients satisfied with the dentistry they have received	1	2	N/A	90.5%	89.1%	92.5%
% of Patients satisfied with the time they had to wait for an appointment	0	2	N/A	86.3%	83.1%	87.0%

* This is based on patients treated on this contract for their most recent course of treatment.

Figures in italics indicate the base number of FP17s or Patient Questionnaire responses are less than 100. N/A is shown where the base number of responses is less than 10 during the period. % is calculated as Quantity/Base number*100

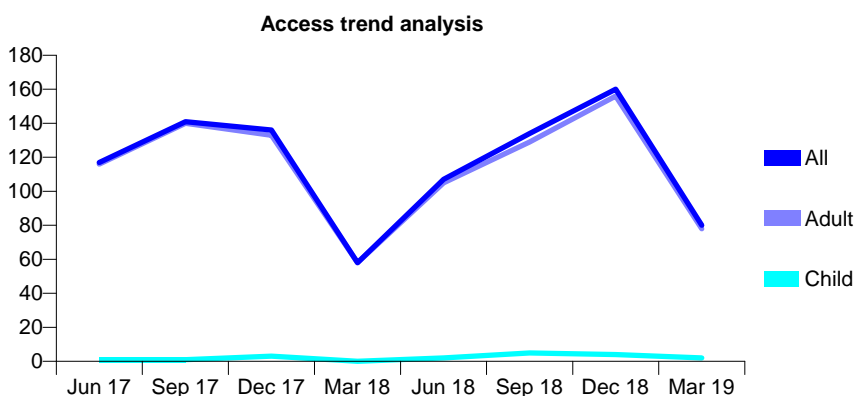
Q63 - Vital Signs At a Glance Contract Report for 691445/0002 - March 2019

Name or company name	MR AF YUSUF
Contract type name	PDS Contract
Purpose of contract	General
Contract start date	01/04/2009
Contract end date	31/03/2019

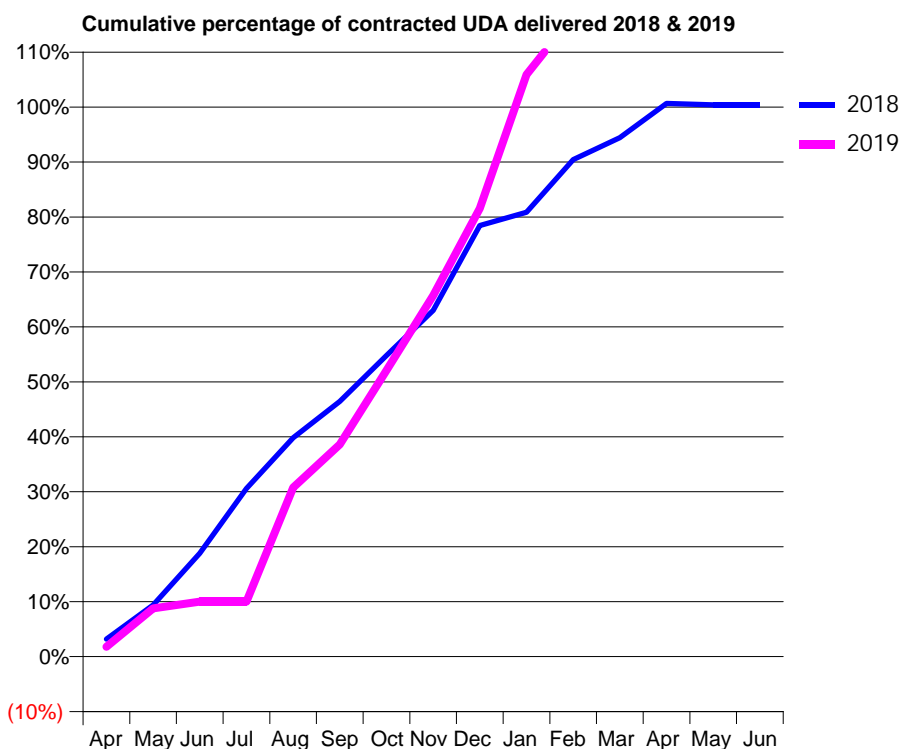
18/19 Contracted general activity (UDA)	500
Carry forward general activity (UDA)	0
18/19 Contracted orthodontic activity (UOA)	0
Carry forward orthodontic activity (UOA)	0
Baseline contract value	£58,430.15

ACCESS*

Patients seen in 24 months	Total	Change since previous quarter
Quarter ending March 2018	58	
Quarter ending June 2018	107	↑
Quarter ending September 2018	134	↑
Quarter ending December 2018	160	↑
Quarter ending March 2019	80	↓
Variance since March 2018	37.9%	↑



ACTIVITY



Month	Adjusted Scheduled Activity (UDA)	
	2018	2019
April	16	9
May	47	44
June	94	50
July	153	50
August	199	154
September	232	193
October	274	260
November	315	329
December	392	408
January	404	530
February	452	583
March	472	726
April	503	
May	502	
June	502	

QUALITY

	Quantity	Base Number	Contract	AT	Region	England
% of FP17s for the same patient ID Re-attending within 3 months - Children	0	9	0.0%	10.3%	11.9%	11.8%
% of FP17s for the same patient ID Re-attending within 3 months - Adults	14	285	4.9%	15.6%	16.9%	15.7%
% of FP17s for the same patient ID Re-attending between 3 & 9 months - Children	0	9	0.0%	49.3%	48.9%	58.9%
% of FP17s for the same patient ID Re-attending between 3 & 9 months - Adults	1	285	0.4%	38.6%	38.9%	50.8%
% of FP17s for Band 1 Urgent Courses	2	287	0.7%	10.3%	10.7%	9.1%
% of FP17s Relating to Free Repair or Replacements	0	287	0.0%	0.6%	0.5%	0.8%
% of FP17s Relating to Continuations	14	287	4.9%	0.9%	0.7%	0.9%
% of Patients satisfied with the dentistry they have received	1	1	N/A	90.5%	89.1%	92.5%
% of Patients satisfied with the time they had to wait for an appointment	1	1	N/A	86.3%	83.1%	87.0%

* This is based on patients treated on this contract for their most recent course of treatment. Figures in italics indicate the base number of FP17s or Patient Questionnaire responses are less than 100. N/A is shown where the base number of responses is less than 10 during the period. % is calculated as Quantity/Base number*100

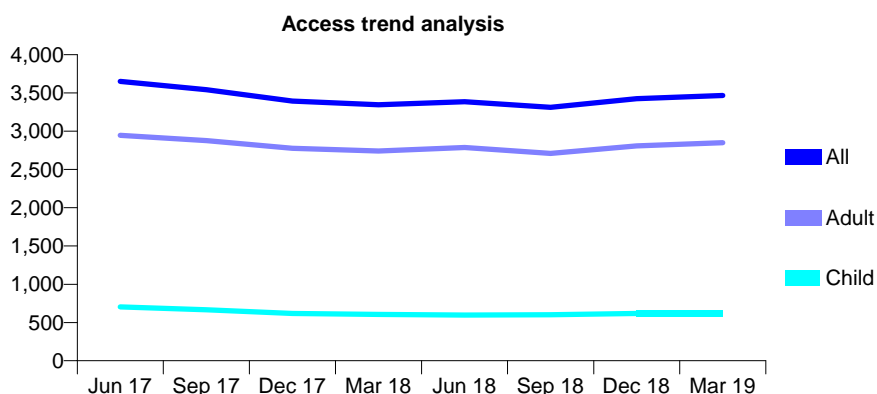
Q63 - Vital Signs At a Glance Contract Report for 729477/0001 - March 2019

Name or company name	MR JP YOUNGHUSBAND
Contract type name	GDS Contract
Purpose of contract	General
Contract start date	01/04/2006
Contract end date	

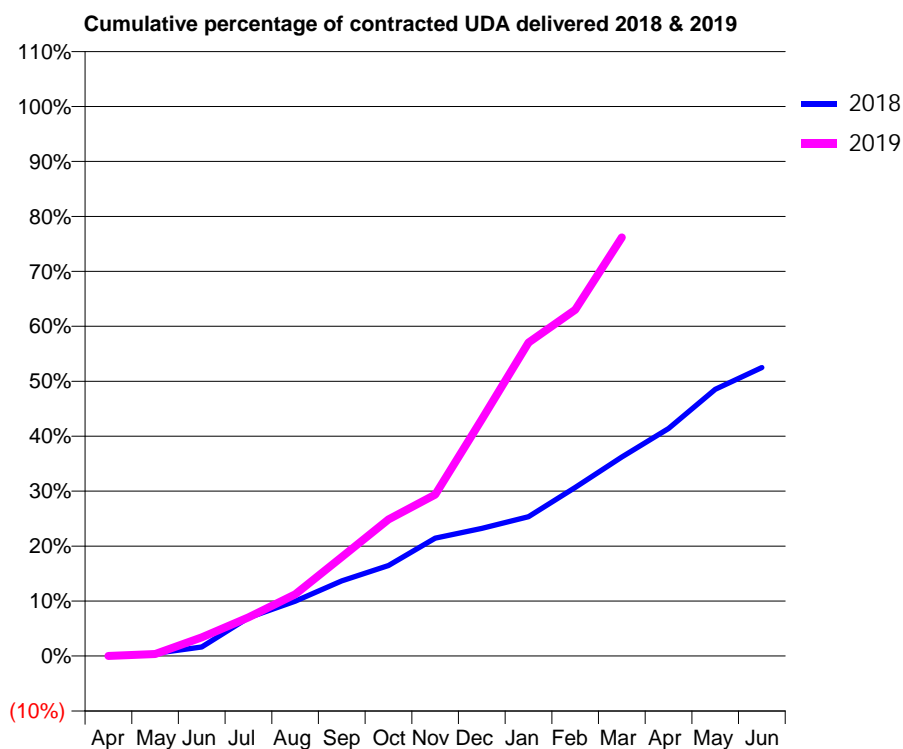
18/19 Contracted general activity (UDA)	9,000
Carry forward general activity (UDA)	0
18/19 Contracted orthodontic activity (UOA)	0
Carry forward orthodontic activity (UOA)	0
Baseline contract value	£261,020.00

ACCESS*

Patients seen in 24 months	Total	Change since previous quarter
Quarter ending March 2018	3,346	
Quarter ending June 2018	3,385	→
Quarter ending September 2018	3,312	↓
Quarter ending December 2018	3,424	↑
Quarter ending March 2019	3,465	→
Variance since March 2018	3.6%	↑



ACTIVITY



Month	Adjusted Scheduled Activity (UDA)	
	2018	2019
April	0	0
May	76	35
June	252	305
July	1,058	633
August	1,513	1,010
September	2,070	1,622
October	2,494	2,237
November	3,244	2,644
December	3,517	3,876
January	3,838	5,134
February	4,646	5,671
March	5,483	6,855
April	6,270	
May	7,348	
June	7,949	

QUALITY

	Quantity	Base Number	Contract	AT	Region	England
% of FP17s for the same patient ID Re-attending within 3 months - Children	40	797	5.0%	10.3%	11.9%	11.8%
% of FP17s for the same patient ID Re-attending within 3 months - Adults	419	3,501	12.0%	15.6%	16.9%	15.7%
% of FP17s for the same patient ID Re-attending between 3 & 9 months - Children	287	797	36.0%	49.3%	48.9%	58.9%
% of FP17s for the same patient ID Re-attending between 3 & 9 months - Adults	1,229	3,501	35.1%	38.6%	38.9%	50.8%
% of FP17s for Band 1 Urgent Courses	345	3,208	10.8%	10.3%	10.7%	9.1%
% of FP17s Relating to Free Repair or Replacements	56	3,208	1.7%	0.6%	0.5%	0.8%
% of FP17s Relating to Continuations	36	3,208	1.1%	0.9%	0.7%	0.9%
% of Patients satisfied with the dentistry they have received	1	1	N/A	90.5%	89.1%	92.5%
% of Patients satisfied with the time they had to wait for an appointment	1	1	N/A	86.3%	83.1%	87.0%

* This is based on patients treated on this contract for their most recent course of treatment. Figures in italics indicate the base number of FP17s or Patient Questionnaire responses are less than 100. N/A is shown where the base number of responses is less than 10 during the period. % is calculated as Quantity/Base number*100

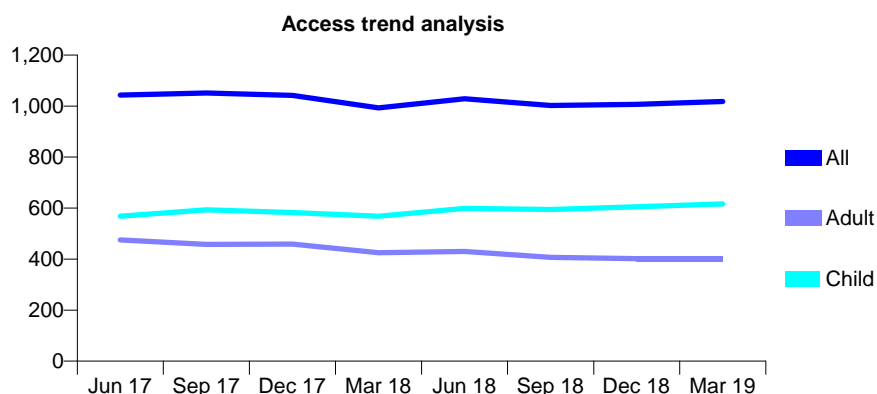
Q63 - Vital Signs At a Glance Contract Report for 730025/0001 - March 2019

Name or company name	MR SN MOOI
Contract type name	GDS Contract
Purpose of contract	General
Contract start date	01/04/2006
Contract end date	

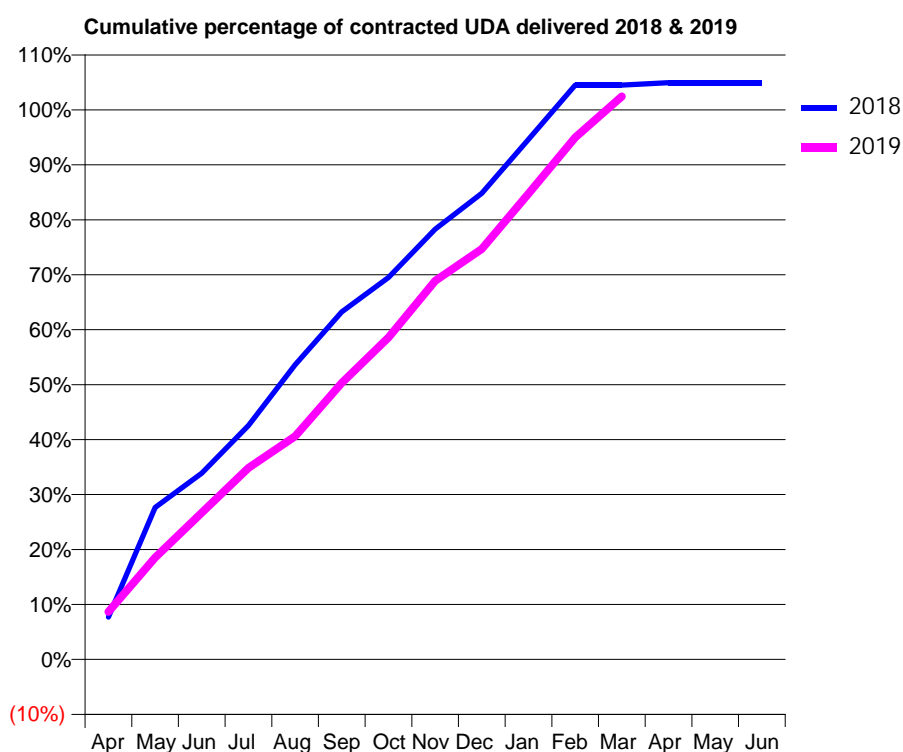
18/19 Contracted general activity (UDA)	1,844
Carry forward general activity (UDA)	-37
18/19 Contracted orthodontic activity (UOA)	0
Carry forward orthodontic activity (UOA)	0
Baseline contract value	£52,274.77

ACCESS*

Patients seen in 24 months	Total	Change since previous quarter
Quarter ending March 2018	993	
Quarter ending June 2018	1,029	↑
Quarter ending September 2018	1,002	↓
Quarter ending December 2018	1,007	→
Quarter ending March 2019	1,018	→
Variance since March 2018	2.5%	↑



ACTIVITY



Month	Adjusted Scheduled Activity (UDA)	
	2018	2019
April	142	160
May	510	342
June	625	492
July	785	643
August	989	749
September	1,166	928
October	1,282	1,080
November	1,444	1,270
December	1,564	1,377
January	1,745	1,563
February	1,927	1,751
March	1,927	1,889
April	1,935	
May	1,935	
June	1,935	

QUALITY

	Quantity	Base Number	Contract	AT	Region	England
% of FP17s for the same patient ID Re-attending within 3 months - Children	26	665	3.9%	10.3%	11.9%	11.8%
% of FP17s for the same patient ID Re-attending within 3 months - Adults	26	337	7.7%	15.6%	16.9%	15.7%
% of FP17s for the same patient ID Re-attending between 3 & 9 months - Children	195	665	29.3%	49.3%	48.9%	58.9%
% of FP17s for the same patient ID Re-attending between 3 & 9 months - Adults	100	337	29.7%	38.6%	38.9%	50.8%
% of FP17s for Band 1 Urgent Courses	0	998	0.0%	10.3%	10.7%	9.1%
% of FP17s Relating to Free Repair or Replacements	0	998	0.0%	0.6%	0.5%	0.8%
% of FP17s Relating to Continuations	14	998	1.4%	0.9%	0.7%	0.9%
% of Patients satisfied with the dentistry they have received	0	0	N/A	90.5%	89.1%	92.5%
% of Patients satisfied with the time they had to wait for an appointment	0	0	N/A	86.3%	83.1%	87.0%

* This is based on patients treated on this contract for their most recent course of treatment. Figures in italics indicate the base number of FP17s or Patient Questionnaire responses are less than 100. N/A is shown where the base number of responses is less than 10 during the period. % is calculated as Quantity/Base number*100

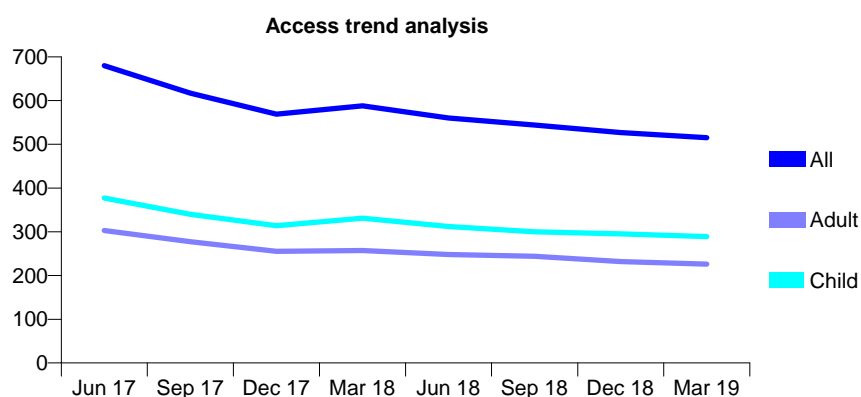
Q63 - Vital Signs At a Glance Contract Report for 730114/0001 - March 2019

Name or company name	Mr Raj Patel
Contract type name	GDS Contract
Purpose of contract	General
Contract start date	01/04/2006
Contract end date	

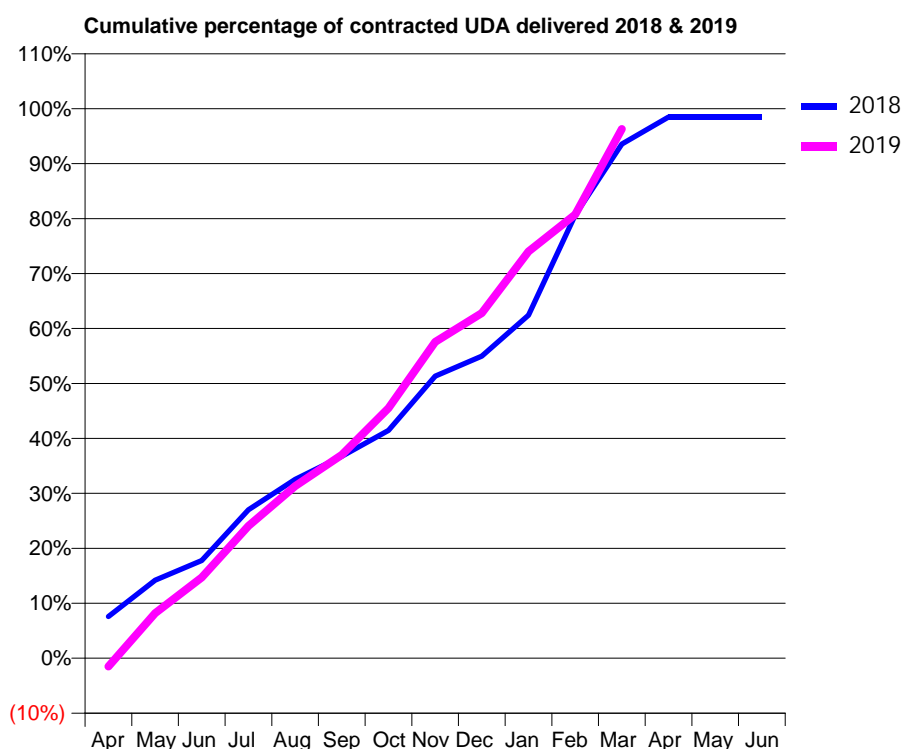
18/19 Contracted general activity (UDA)	1,455
Carry forward general activity (UDA)	22
18/19 Contracted orthodontic activity (UOA)	0
Carry forward orthodontic activity (UOA)	0
Baseline contract value	£45,836.21

ACCESS*

Patients seen in 24 months	Total	Change since previous quarter
Quarter ending March 2018	588	
Quarter ending June 2018	560	↓
Quarter ending September 2018	544	↓
Quarter ending December 2018	527	↓
Quarter ending March 2019	515	↓
Variance since March 2018	(12.4%)	↓



ACTIVITY



Month	2018	2019
April	110	-22
May	207	119
June	259	214
July	393	350
August	474	456
September	534	538
October	603	662
November	747	838
December	800	914
January	908	1,077
February	1,173	1,175
March	1,361	1,401
April	1,433	
May	1,433	
June	1,433	

QUALITY

	Quantity	Base Number	Contract	AT	Region	England
% of FP17s for the same patient ID Re-attending within 3 months - Children	88	436	20.2%	10.3%	11.9%	11.8%
% of FP17s for the same patient ID Re-attending within 3 months - Adults	48	272	17.6%	15.6%	16.9%	15.7%
% of FP17s for the same patient ID Re-attending between 3 & 9 months - Children	241	436	55.3%	49.3%	48.9%	58.9%
% of FP17s for the same patient ID Re-attending between 3 & 9 months - Adults	129	272	47.4%	38.6%	38.9%	50.8%
% of FP17s for Band 1 Urgent Courses	39	696	5.6%	10.3%	10.7%	9.1%
% of FP17s Relating to Free Repair or Replacements	2	696	0.3%	0.6%	0.5%	0.8%
% of FP17s Relating to Continuations	2	696	0.3%	0.9%	0.7%	0.9%
% of Patients satisfied with the dentistry they have received	0	0	N/A	90.5%	89.1%	92.5%
% of Patients satisfied with the time they had to wait for an appointment	0	0	N/A	86.3%	83.1%	87.0%

* This is based on patients treated on this contract for their most recent course of treatment.

Figures in italics indicate the base number of FP17s or Patient Questionnaire responses are less than 100. N/A is shown where the base number of responses is less than 10 during the period. % is calculated as Quantity/Base number*100

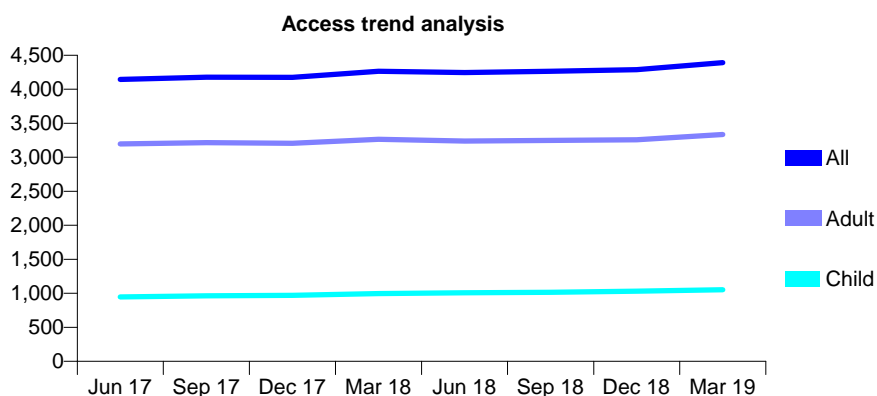
Q63 - Vital Signs At a Glance Contract Report for 730874/0001 - March 2019

Name or company name	MR GK OOI
Contract type name	GDS Contract
Purpose of contract	General
Contract start date	01/04/2006
Contract end date	

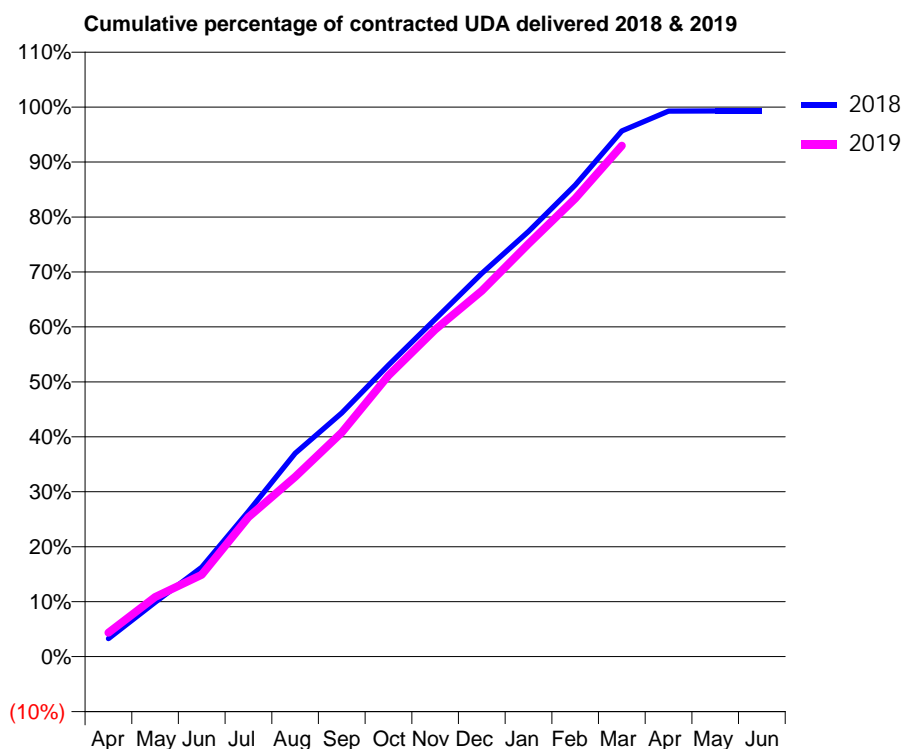
18/19 Contracted general activity (UDA)	12,108
Carry forward general activity (UDA)	87
18/19 Contracted orthodontic activity (UOA)	0
Carry forward orthodontic activity (UOA)	0
Baseline contract value	£413,320.85

ACCESS*

Patients seen in 24 months	Total	Change since previous quarter
Quarter ending March 2018	4,264	
Quarter ending June 2018	4,247	→
Quarter ending September 2018	4,263	→
Quarter ending December 2018	4,290	→
Quarter ending March 2019	4,391	↑
Variance since March 2018	3.0%	↑



ACTIVITY



Month	Adjusted Scheduled Activity (UDA)	
	2018	2019
April	399	528
May	1,197	1,314
June	1,969	1,802
July	3,201	3,073
August	4,479	3,962
September	5,369	4,937
October	6,425	6,194
November	7,434	7,205
December	8,443	8,058
January	9,368	9,096
February	10,388	10,093
March	11,580	11,257
April	12,019	
May	12,020	
June	12,021	

QUALITY

	Quantity	Base Number	Contract	AT	Region	England
% of FP17s for the same patient ID Re-attending within 3 months - Children	90	1,115	8.1%	10.3%	11.9%	11.8%
% of FP17s for the same patient ID Re-attending within 3 months - Adults	425	3,476	12.2%	15.6%	16.9%	15.7%
% of FP17s for the same patient ID Re-attending between 3 & 9 months - Children	420	1,115	37.7%	49.3%	48.9%	58.9%
% of FP17s for the same patient ID Re-attending between 3 & 9 months - Adults	1,311	3,476	37.7%	38.6%	38.9%	50.8%
% of FP17s for Band 1 Urgent Courses	354	4,442	8.0%	10.3%	10.7%	9.1%
% of FP17s Relating to Free Repair or Replacements	45	4,442	1.0%	0.6%	0.5%	0.8%
% of FP17s Relating to Continuations	88	4,442	2.0%	0.9%	0.7%	0.9%
% of Patients satisfied with the dentistry they have received	1	1	N/A	90.5%	89.1%	92.5%
% of Patients satisfied with the time they had to wait for an appointment	1	1	N/A	86.3%	83.1%	87.0%

* This is based on patients treated on this contract for their most recent course of treatment. Figures in italics indicate the base number of FP17s or Patient Questionnaire responses are less than 100. N/A is shown where the base number of responses is less than 10 during the period. % is calculated as Quantity/Base number*100

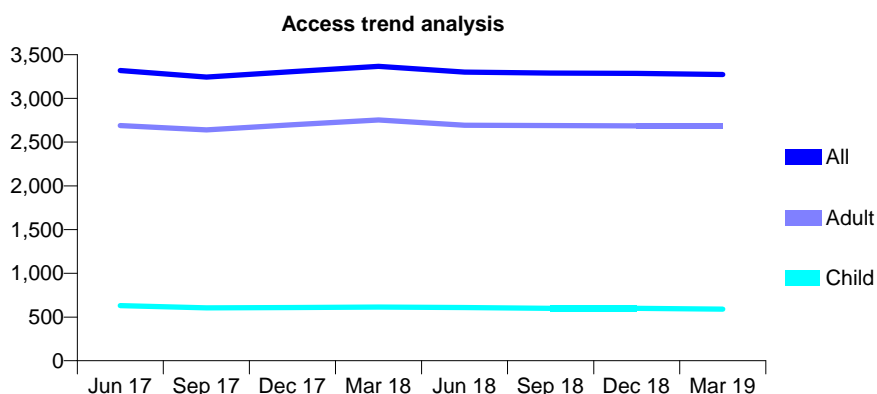
Q63 - Vital Signs At a Glance Contract Report for 730874/0002 - March 2019

Name or company name	MR GK OOI
Contract type name	GDS Contract
Purpose of contract	General
Contract start date	01/04/2006
Contract end date	

18/19 Contracted general activity (UDA)	12,740
Carry forward general activity (UDA)	0
18/19 Contracted orthodontic activity (UOA)	0
Carry forward orthodontic activity (UOA)	0
Baseline contract value	£461,220.63

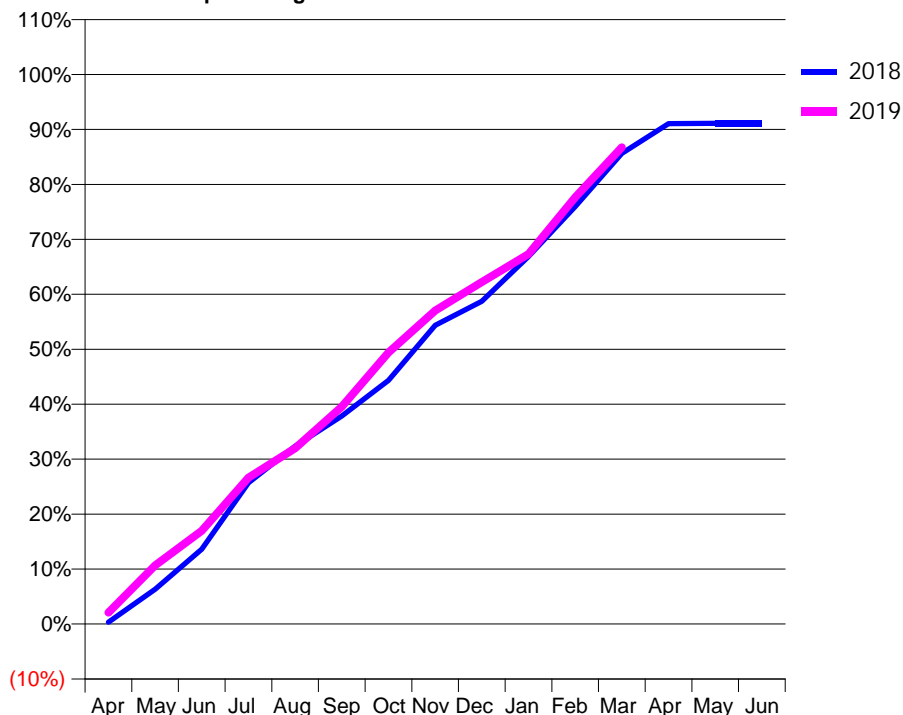
ACCESS*

Patients seen in 24 months	Total	Change since previous quarter
Quarter ending March 2018	3,367	
Quarter ending June 2018	3,301	↓
Quarter ending September 2018	3,290	→
Quarter ending December 2018	3,286	→
Quarter ending March 2019	3,274	→
Variance since March 2018	(2.8%)	↓



ACTIVITY

Cumulative percentage of contracted UDA delivered 2018 & 2019



Month	Adjusted Scheduled Activity (UDA)	
	2018	2019
April	45	264
May	807	1,362
June	1,736	2,163
July	3,276	3,393
August	4,127	4,076
September	4,823	5,037
October	5,649	6,293
November	6,925	7,266
December	7,481	7,925
January	8,519	8,576
February	9,679	9,896
March	10,910	11,052
April	11,597	
May	11,609	
June	11,608	

QUALITY

	Quantity	Base Number	Contract	AT	Region	England
% of FP17s for the same patient ID Re-attending within 3 months - Children	79	655	12.1%	10.3%	11.9%	11.8%
% of FP17s for the same patient ID Re-attending within 3 months - Adults	554	3,024	18.3%	15.6%	16.9%	15.7%
% of FP17s for the same patient ID Re-attending between 3 & 9 months - Children	200	655	30.5%	49.3%	48.9%	58.9%
% of FP17s for the same patient ID Re-attending between 3 & 9 months - Adults	873	3,024	28.9%	38.6%	38.9%	50.8%
% of FP17s for Band 1 Urgent Courses	839	3,507	23.9%	10.3%	10.7%	9.1%
% of FP17s Relating to Free Repair or Replacements	37	3,507	1.1%	0.6%	0.5%	0.8%
% of FP17s Relating to Continuations	64	3,507	1.8%	0.9%	0.7%	0.9%
% of Patients satisfied with the dentistry they have received	0	0	N/A	90.5%	89.1%	92.5%
% of Patients satisfied with the time they had to wait for an appointment	0	0	N/A	86.3%	83.1%	87.0%

* This is based on patients treated on this contract for their most recent course of treatment.

Figures in italics indicate the base number of FP17s or Patient Questionnaire responses are less than 100. N/A is shown where the base number of responses is less than 10 during the period. % is calculated as Quantity/Base number*100

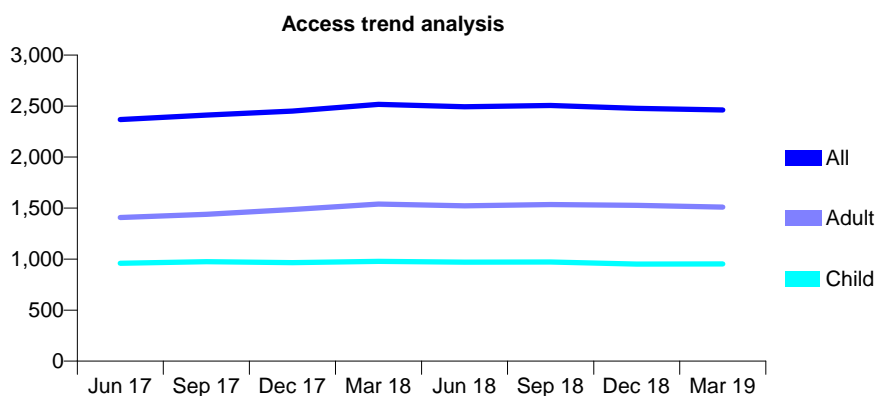
Q63 - Vital Signs At a Glance Contract Report for 731196/0001 - March 2019

Name or company name	MISS EA DIGHE
Contract type name	GDS Contract
Purpose of contract	General
Contract start date	01/04/2006
Contract end date	

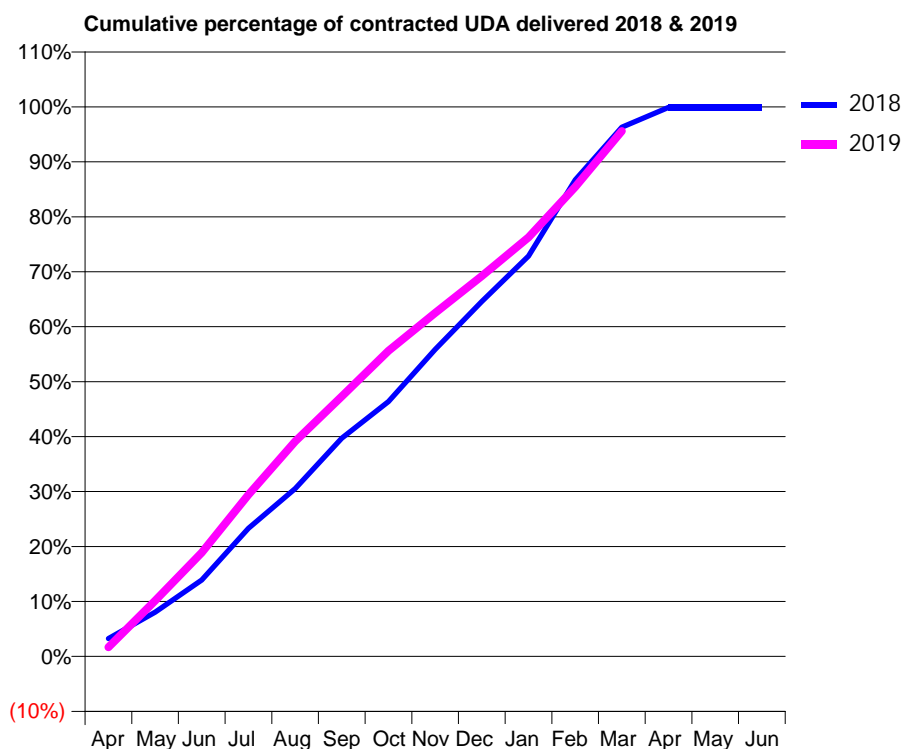
18/19 Contracted general activity (UDA)	7,341
Carry forward general activity (UDA)	7
18/19 Contracted orthodontic activity (UOA)	0
Carry forward orthodontic activity (UOA)	0
Baseline contract value	£300,524.15

ACCESS*

Patients seen in 24 months	Total	Change since previous quarter
Quarter ending March 2018	2,517	
Quarter ending June 2018	2,493	→
Quarter ending September 2018	2,507	→
Quarter ending December 2018	2,478	↓
Quarter ending March 2019	2,462	→
Variance since March 2018	(2.2%)	↓



ACTIVITY



Month	Adjusted Scheduled Activity (UDA)	
	2018	2019
April	238	123
May	592	745
June	1,022	1,386
July	1,711	2,159
August	2,241	2,873
September	2,916	3,472
October	3,405	4,082
November	4,102	4,588
December	4,742	5,082
January	5,348	5,598
February	6,366	6,271
March	7,070	7,018
April	7,334	
May	7,334	
June	7,334	

QUALITY

	Quantity	Base Number	Contract	AT	Region	England
% of FP17s for the same patient ID Re-attending within 3 months - Children	70	1,260	5.6%	10.3%	11.9%	11.8%
% of FP17s for the same patient ID Re-attending within 3 months - Adults	247	1,771	13.9%	15.6%	16.9%	15.7%
% of FP17s for the same patient ID Re-attending between 3 & 9 months - Children	741	1,260	58.8%	49.3%	48.9%	58.9%
% of FP17s for the same patient ID Re-attending between 3 & 9 months - Adults	841	1,771	47.5%	38.6%	38.9%	50.8%
% of FP17s for Band 1 Urgent Courses	211	2,934	7.2%	10.3%	10.7%	9.1%
% of FP17s Relating to Free Repair or Replacements	0	2,934	0.0%	0.6%	0.5%	0.8%
% of FP17s Relating to Continuations	41	2,934	1.4%	0.9%	0.7%	0.9%
% of Patients satisfied with the dentistry they have received	0	0	N/A	90.5%	89.1%	92.5%
% of Patients satisfied with the time they had to wait for an appointment	0	0	N/A	86.3%	83.1%	87.0%

* This is based on patients treated on this contract for their most recent course of treatment. Figures in italics indicate the base number of FP17s or Patient Questionnaire responses are less than 100. N/A is shown where the base number of responses is less than 10 during the period. % is calculated as Quantity/Base number*100

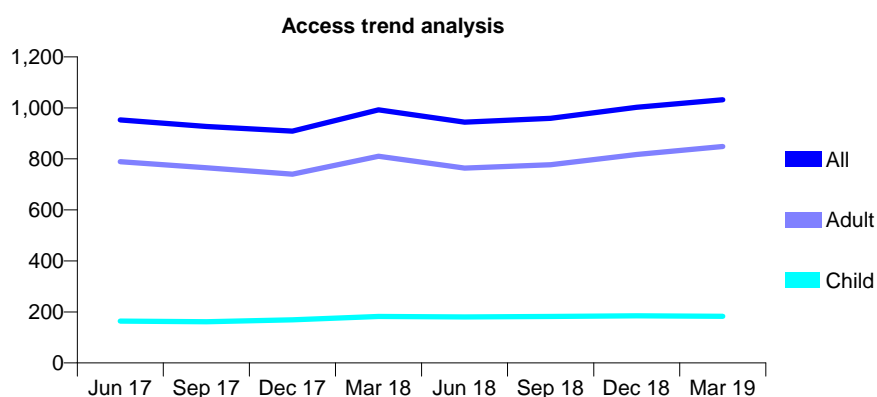
Q63 - Vital Signs At a Glance Contract Report for 732036/0001 - March 2019

Name or company name	MR YK HO
Contract type name	GDS Contract
Purpose of contract	General
Contract start date	01/04/2006
Contract end date	

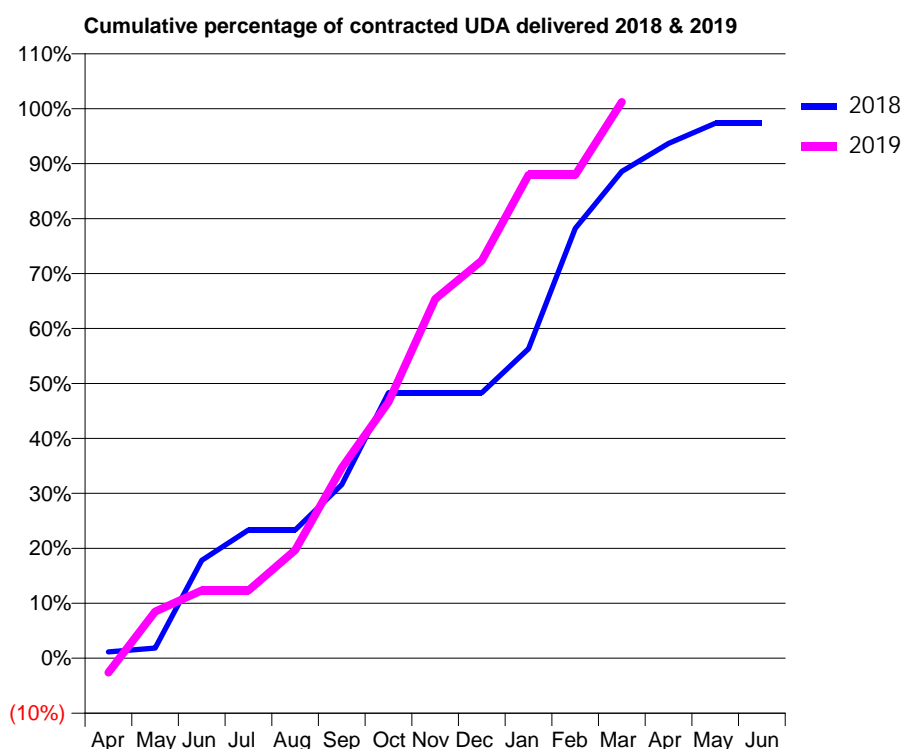
18/19 Contracted general activity (UDA)	1,288
Carry forward general activity (UDA)	34
18/19 Contracted orthodontic activity (UOA)	0
Carry forward orthodontic activity (UOA)	0
Baseline contract value	£36,329.49

ACCESS*

Patients seen in 24 months	Total	Change since previous quarter
Quarter ending March 2018	992	
Quarter ending June 2018	944	↓
Quarter ending September 2018	959	→
Quarter ending December 2018	1,002	↑
Quarter ending March 2019	1,032	↑
Variance since March 2018	4.0%	↑



ACTIVITY



Month	2018	2019
April	15	-34
May	24	110
June	230	159
July	301	159
August	301	253
September	407	446
October	622	600
November	622	842
December	622	932
January	725	1,133
February	1,007	1,133
March	1,141	1,303
April	1,206	
May	1,254	
June	1,254	

QUALITY

	Quantity	Base Number	Contract	AT	Region	England
% of FP17s for the same patient ID Re-attending within 3 months - Children	4	163	2.5%	10.3%	11.9%	11.8%
% of FP17s for the same patient ID Re-attending within 3 months - Adults	29	655	4.4%	15.6%	16.9%	15.7%
% of FP17s for the same patient ID Re-attending between 3 & 9 months - Children	21	163	12.9%	49.3%	48.9%	58.9%
% of FP17s for the same patient ID Re-attending between 3 & 9 months - Adults	75	655	11.5%	38.6%	38.9%	50.8%
% of FP17s for Band 1 Urgent Courses	65	761	8.5%	10.3%	10.7%	9.1%
% of FP17s Relating to Free Repair or Replacements	0	761	0.0%	0.6%	0.5%	0.8%
% of FP17s Relating to Continuations	0	761	0.0%	0.9%	0.7%	0.9%
% of Patients satisfied with the dentistry they have received	0	1	N/A	90.5%	89.1%	92.5%
% of Patients satisfied with the time they had to wait for an appointment	1	1	N/A	86.3%	83.1%	87.0%

* This is based on patients treated on this contract for their most recent course of treatment. Figures in italics indicate the base number of FP17s or Patient Questionnaire responses are less than 100. N/A is shown where the base number of responses is less than 10 during the period. % is calculated as Quantity/Base number*100

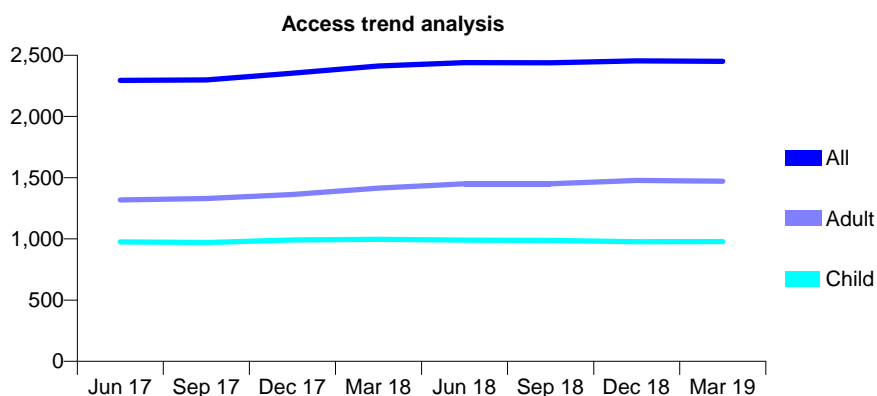
Q63 - Vital Signs At a Glance Contract Report for 735841/0001 - March 2019

Name or company name	Miss Yanika Amin
Contract type name	GDS Contract
Purpose of contract	General
Contract start date	01/04/2006
Contract end date	

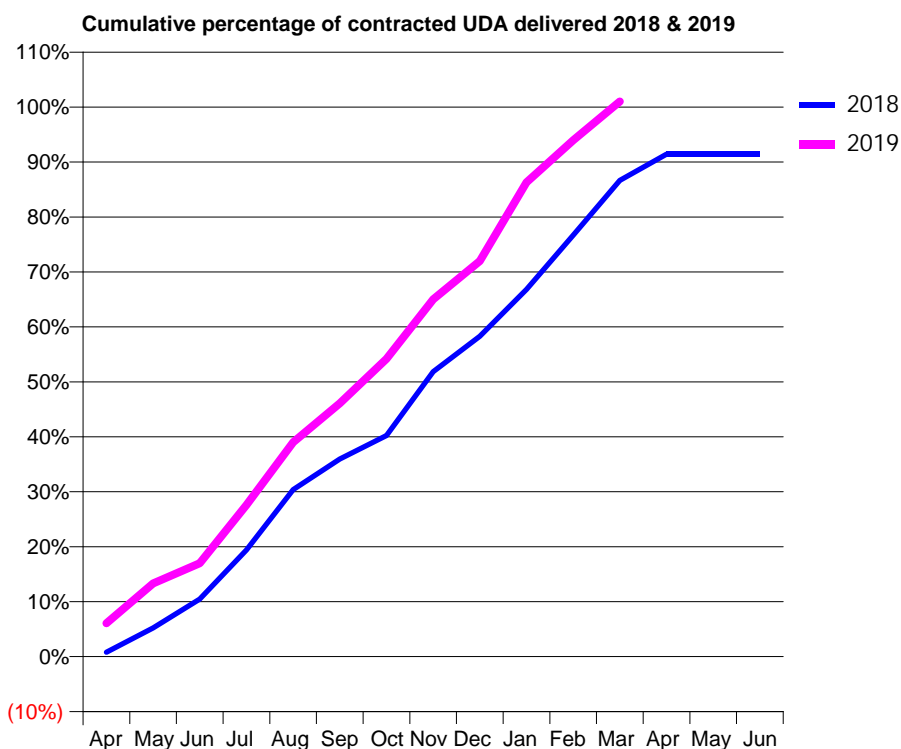
18/19 Contracted general activity (UDA)	4,000
Carry forward general activity (UDA)	0
18/19 Contracted orthodontic activity (UOA)	0
Carry forward orthodontic activity (UOA)	0
Baseline contract value	£91,317.37

ACCESS*

Patients seen in 24 months	Total	Change since previous quarter
Quarter ending March 2018	2,412	
Quarter ending June 2018	2,440	→
Quarter ending September 2018	2,438	→
Quarter ending December 2018	2,455	→
Quarter ending March 2019	2,450	→
Variance since March 2018	1.6%	→



ACTIVITY



Month	Adjusted Scheduled Activity (UDA)	
	2018	2019
April	33	243
May	209	533
June	419	680
July	777	1,105
August	1,216	1,561
September	1,438	1,843
October	1,609	2,167
November	2,074	2,601
December	2,332	2,880
January	2,673	3,452
February	3,068	3,758
March	3,466	4,041
April	3,657	
May	3,657	
June	3,657	

QUALITY

	Quantity	Base Number	Contract	AT	Region	England
% of FP17s for the same patient ID Re-attending within 3 months - Children	138	1,784	7.7%	10.3%	11.9%	11.8%
% of FP17s for the same patient ID Re-attending within 3 months - Adults	228	2,129	10.7%	15.6%	16.9%	15.7%
% of FP17s for the same patient ID Re-attending between 3 & 9 months - Children	1,307	1,784	73.3%	49.3%	48.9%	58.9%
% of FP17s for the same patient ID Re-attending between 3 & 9 months - Adults	1,391	2,129	65.3%	38.6%	38.9%	50.8%
% of FP17s for Band 1 Urgent Courses	164	2,740	6.0%	10.3%	10.7%	9.1%
% of FP17s Relating to Free Repair or Replacements	6	2,740	0.2%	0.6%	0.5%	0.8%
% of FP17s Relating to Continuations	11	2,740	0.4%	0.9%	0.7%	0.9%
% of Patients satisfied with the dentistry they have received	1	1	N/A	90.5%	89.1%	92.5%
% of Patients satisfied with the time they had to wait for an appointment	1	1	N/A	86.3%	83.1%	87.0%

* This is based on patients treated on this contract for their most recent course of treatment. Figures in italics indicate the base number of FP17s or Patient Questionnaire responses are less than 100. N/A is shown where the base number of responses is less than 10 during the period. % is calculated as Quantity/Base number*100

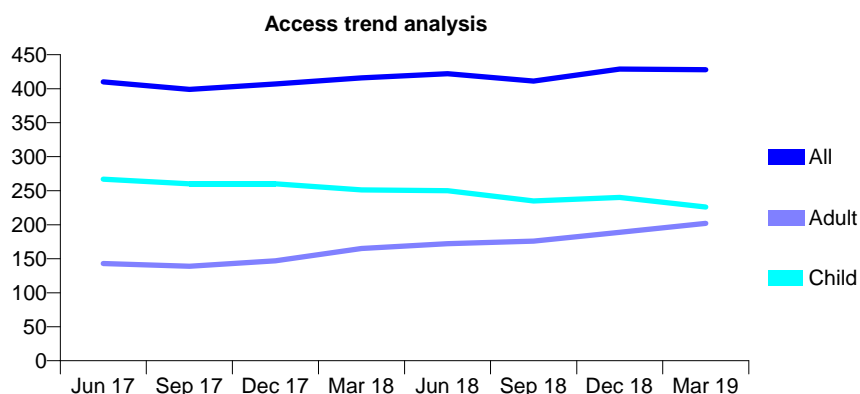
Q63 - Vital Signs At a Glance Contract Report for 736856/0001 - March 2019

Name or company name	MR JM METCALF
Contract type name	GDS Contract
Purpose of contract	General
Contract start date	01/04/2006
Contract end date	

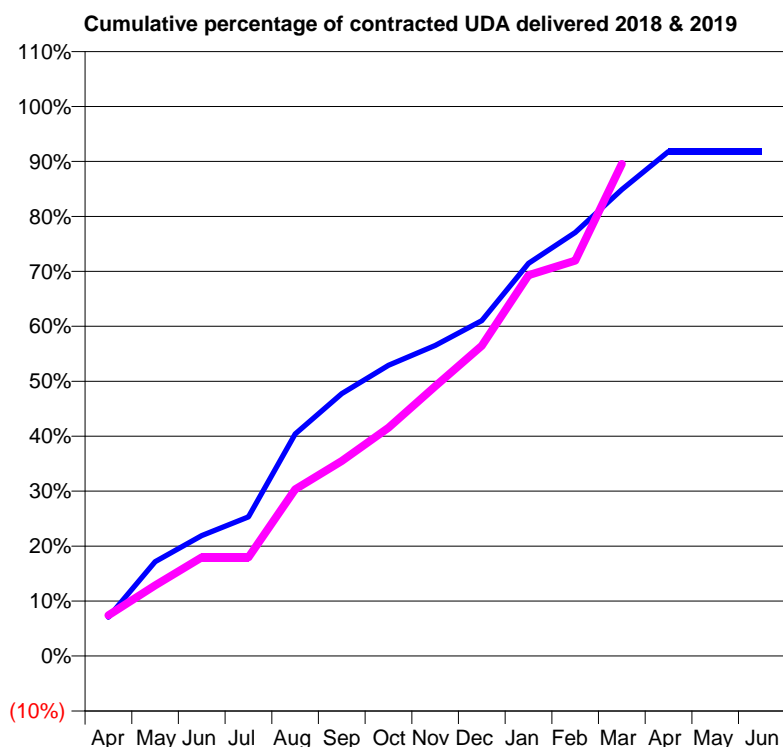
18/19 Contracted general activity (UDA)	1,200
Carry forward general activity (UDA)	0
18/19 Contracted orthodontic activity (UOA)	0
Carry forward orthodontic activity (UOA)	0
Baseline contract value	£33,701.47

ACCESS*

Patients seen in 24 months	Total	Change since previous quarter
Quarter ending March 2018	416	
Quarter ending June 2018	422	→
Quarter ending September 2018	411	↓
Quarter ending December 2018	429	↑
Quarter ending March 2019	428	→
Variance since March 2018	2.9%	↑



ACTIVITY



Month	Adjusted Scheduled Activity (UDA)	
	2018	2019
April	85	89
May	206	154
June	263	215
July	304	215
August	485	364
September	573	426
October	635	499
November	678	589
December	732	677
January	857	831
February	925	863
March	1,019	1,074
April	1,102	
May	1,102	
June	1,102	

QUALITY

	Quantity	Base Number	Contract	AT	Region	England
% of FP17s for the same patient ID Re-attending within 3 months - Children	4	233	1.7%	10.3%	11.9%	11.8%
% of FP17s for the same patient ID Re-attending within 3 months - Adults	14	173	8.1%	15.6%	16.9%	15.7%
% of FP17s for the same patient ID Re-attending between 3 & 9 months - Children	92	233	39.5%	49.3%	48.9%	58.9%
% of FP17s for the same patient ID Re-attending between 3 & 9 months - Adults	46	173	26.6%	38.6%	38.9%	50.8%
% of FP17s for Band 1 Urgent Courses	7	383	1.8%	10.3%	10.7%	9.1%
% of FP17s Relating to Free Repair or Replacements	0	383	0.0%	0.6%	0.5%	0.8%
% of FP17s Relating to Continuations	4	383	1.0%	0.9%	0.7%	0.9%
% of Patients satisfied with the dentistry they have received	0	0	N/A	90.5%	89.1%	92.5%
% of Patients satisfied with the time they had to wait for an appointment	0	0	N/A	86.3%	83.1%	87.0%

* This is based on patients treated on this contract for their most recent course of treatment. Figures in italics indicate the base number of FP17s or Patient Questionnaire responses are less than 100. N/A is shown where the base number of responses is less than 10 during the period. % is calculated as Quantity/Base number*100

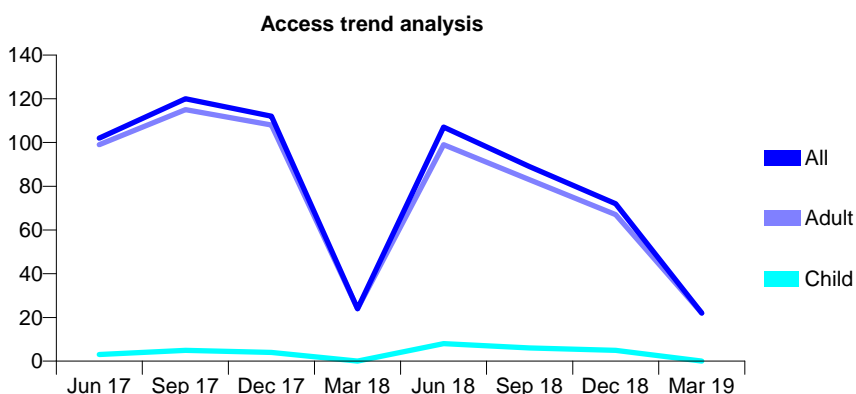
Q63 - Vital Signs At a Glance Contract Report for 739677/0004 - March 2019

Name or company name	MR LW MCARDLE
Contract type name	PDS Contract
Purpose of contract	General
Contract start date	01/06/2013
Contract end date	30/06/2018

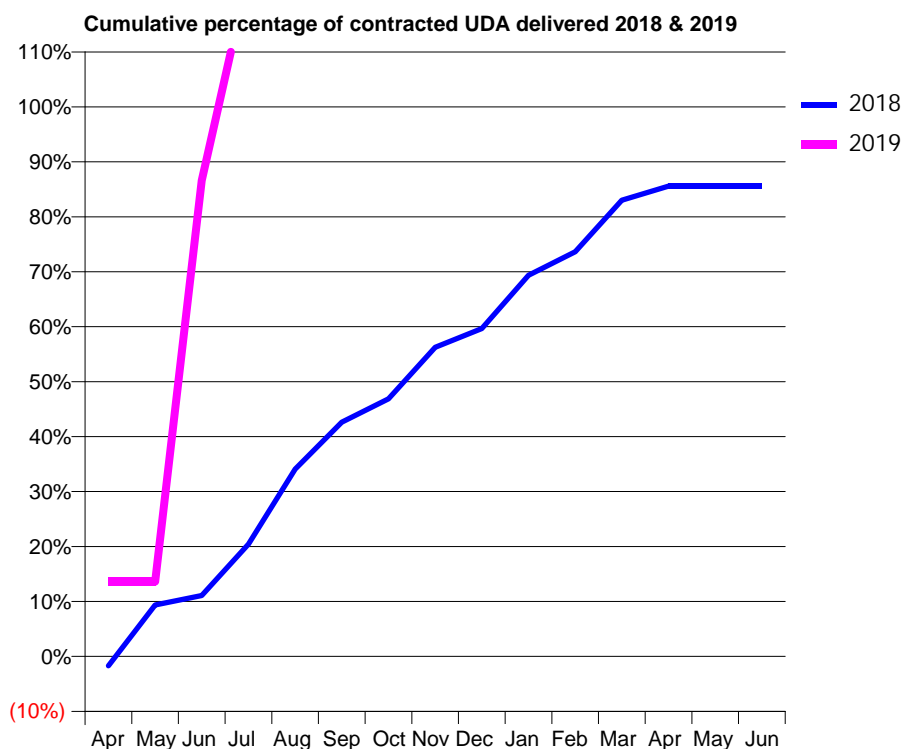
18/19 Contracted general activity (UDA)	88
Carry forward general activity (UDA)	0
18/19 Contracted orthodontic activity (UOA)	0
Carry forward orthodontic activity (UOA)	0
Baseline contract value	£4,866.90

ACCESS*

Patients seen in 24 months	Total	Change since previous quarter
Quarter ending March 2018	24	
Quarter ending June 2018	107	↑
Quarter ending September 2018	89	↓
Quarter ending December 2018	72	↓
Quarter ending March 2019	22	↓
Variance since March 2018	(8.3%)	↓



ACTIVITY



Month	Adjusted Scheduled Activity (UDA)	
	2018	2019
April	-6	12
May	33	12
June	39	76
July	72	109
August	120	109
September	150	109
October	165	109
November	198	109
December	210	109
January	244	109
February	259	109
March	292	109
April	301	
May	301	
June	301	

QUALITY

	Quantity	Base Number	Contract	AT	Region	England
% of FP17s for the same patient ID Re-attending within 3 months - Children	0	6	0.0%	10.3%	11.9%	11.8%
% of FP17s for the same patient ID Re-attending within 3 months - Adults	0	34	0.0%	15.6%	16.9%	15.7%
% of FP17s for the same patient ID Re-attending between 3 & 9 months - Children	0	6	0.0%	49.3%	48.9%	58.9%
% of FP17s for the same patient ID Re-attending between 3 & 9 months - Adults	0	34	0.0%	38.6%	38.9%	50.8%
% of FP17s for Band 1 Urgent Courses	1	37	2.7%	10.3%	10.7%	9.1%
% of FP17s Relating to Free Repair or Replacements	0	37	0.0%	0.6%	0.5%	0.8%
% of FP17s Relating to Continuations	0	37	0.0%	0.9%	0.7%	0.9%
% of Patients satisfied with the dentistry they have received	0	0	N/A	90.5%	89.1%	92.5%
% of Patients satisfied with the time they had to wait for an appointment	0	0	N/A	86.3%	83.1%	87.0%

* This is based on patients treated on this contract for their most recent course of treatment. Figures in italics indicate the base number of FP17s or Patient Questionnaire responses are less than 100. N/A is shown where the base number of responses is less than 10 during the period. % is calculated as Quantity/Base number*100

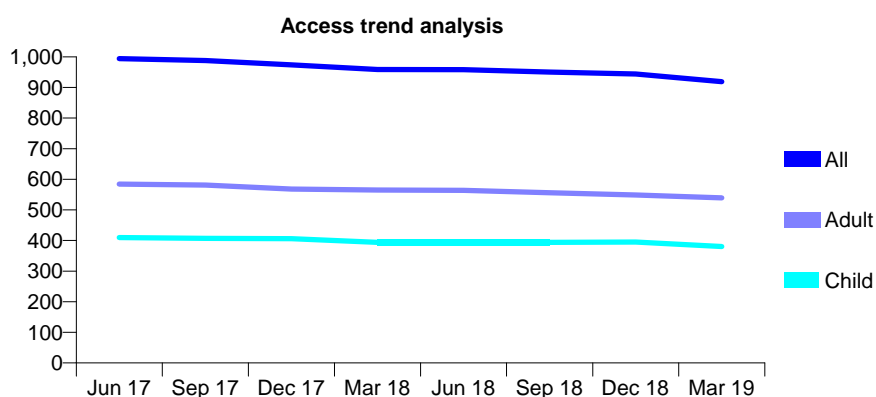
Q63 - Vital Signs At a Glance Contract Report for 739952/0001 - March 2019

Name or company name	MR JM CLARKE
Contract type name	GDS Contract
Purpose of contract	General
Contract start date	01/04/2006
Contract end date	

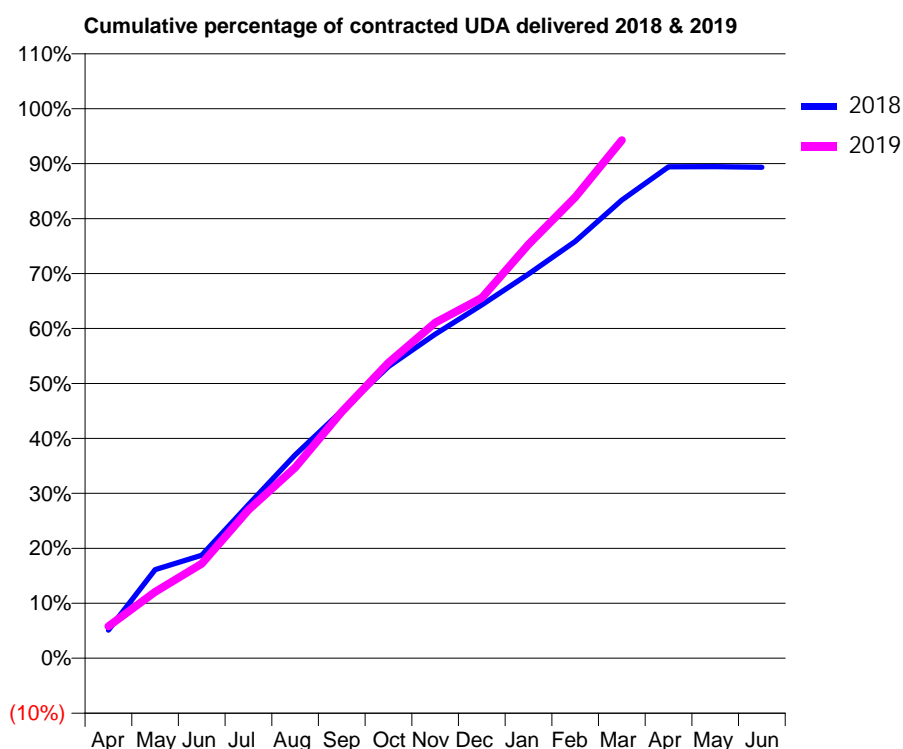
18/19 Contracted general activity (UDA)	3,136
Carry forward general activity (UDA)	0
18/19 Contracted orthodontic activity (UOA)	0
Carry forward orthodontic activity (UOA)	0
Baseline contract value	£84,876.51

ACCESS*

Patients seen in 24 months	Total	Change since previous quarter
Quarter ending March 2018	959	
Quarter ending June 2018	958	→
Quarter ending September 2018	950	→
Quarter ending December 2018	944	→
Quarter ending March 2019	919	↓
Variance since March 2018	(4.2%)	↓



ACTIVITY



Month	2018	2019
April	160	182
May	506	379
June	588	539
July	877	847
August	1,160	1,088
September	1,412	1,406
October	1,665	1,686
November	1,849	1,914
December	2,016	2,057
January	2,192	2,361
February	2,378	2,631
March	2,615	2,956
April	2,804	
May	2,805	
June	2,802	

QUALITY

	Quantity	Base Number	Contract	AT	Region	England
% of FP17s for the same patient ID Re-attending within 3 months - Children	43	639	6.7%	10.3%	11.9%	11.8%
% of FP17s for the same patient ID Re-attending within 3 months - Adults	125	813	15.4%	15.6%	16.9%	15.7%
% of FP17s for the same patient ID Re-attending between 3 & 9 months - Children	423	639	66.2%	49.3%	48.9%	58.9%
% of FP17s for the same patient ID Re-attending between 3 & 9 months - Adults	461	813	56.7%	38.6%	38.9%	50.8%
% of FP17s for Band 1 Urgent Courses	52	1,366	3.8%	10.3%	10.7%	9.1%
% of FP17s Relating to Free Repair or Replacements	14	1,366	1.0%	0.6%	0.5%	0.8%
% of FP17s Relating to Continuations	3	1,366	0.2%	0.9%	0.7%	0.9%
% of Patients satisfied with the dentistry they have received	0	0	N/A	90.5%	89.1%	92.5%
% of Patients satisfied with the time they had to wait for an appointment	0	0	N/A	86.3%	83.1%	87.0%

* This is based on patients treated on this contract for their most recent course of treatment.

Figures in italics indicate the base number of FP17s or Patient Questionnaire responses are less than 100. N/A is shown where the base number of responses is less than 10 during the period. % is calculated as Quantity/Base number*100

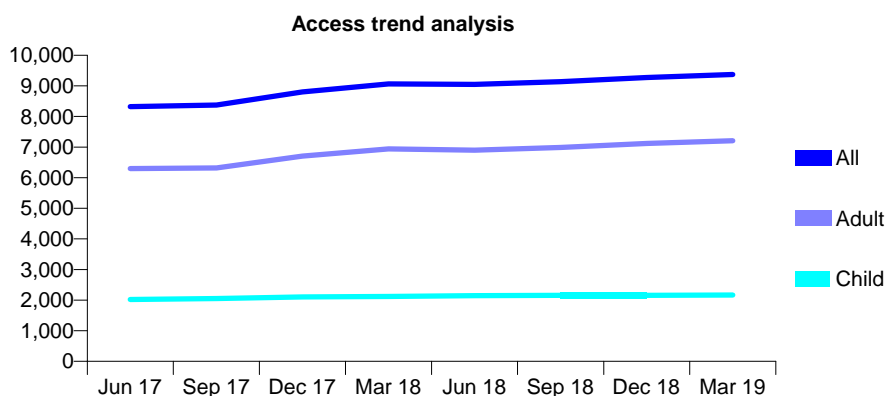
Q63 - Vital Signs At a Glance Contract Report for 740373/0001 - March 2019

Name or company name	MR J PATEL
Contract type name	Pilot Contract
Purpose of contract	General
Contract start date	01/04/2006
Contract end date	

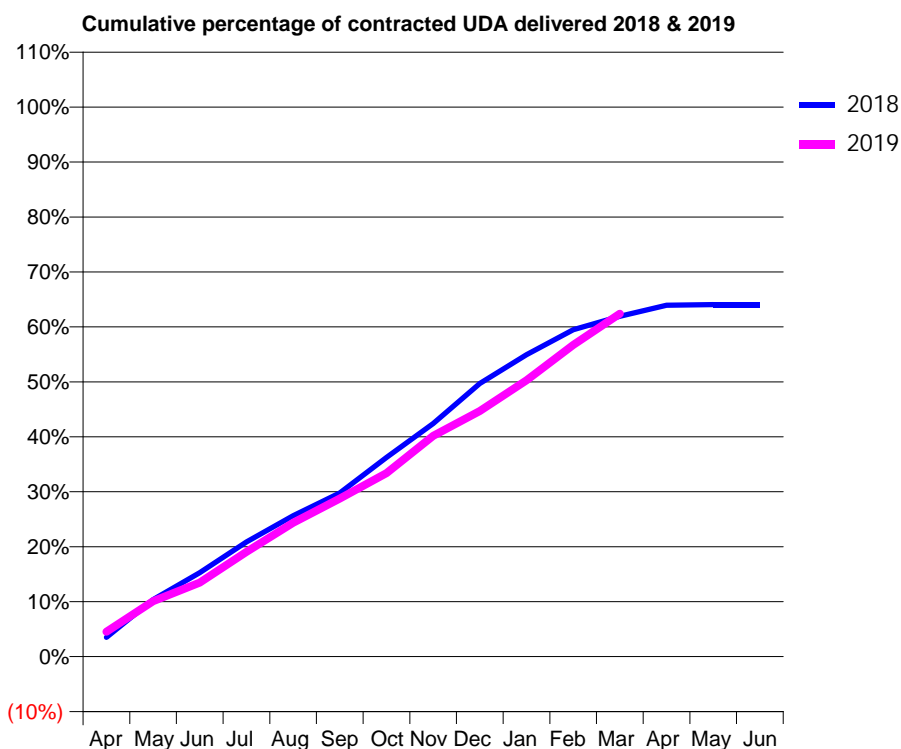
18/19 Contracted general activity (UDA)	32,742
Carry forward general activity (UDA)	0
18/19 Contracted orthodontic activity (UOA)	0
Carry forward orthodontic activity (UOA)	0
Baseline contract value	£1,115,340.45

ACCESS*

Patients seen in 24 months	Total	Change since previous quarter
Quarter ending March 2018	9,064	
Quarter ending June 2018	9,048	→
Quarter ending September 2018	9,141	→
Quarter ending December 2018	9,276	→
Quarter ending March 2019	9,376	→
Variance since March 2018	3.4%	↑



ACTIVITY



Month	Adjusted Scheduled Activity (UDA)	
	2018	2019
April	1,151	1,483
May	3,396	3,300
June	5,005	4,415
July	6,838	6,243
August	8,398	7,980
September	9,753	9,416
October	11,866	10,927
November	13,893	13,155
December	16,280	14,631
January	17,991	16,456
February	19,477	18,570
March	20,282	20,435
April	20,934	
May	20,976	
June	20,974	

QUALITY

	Quantity	Base Number	Contract	AT	Region	England
% of FP17s for the same patient ID Re-attending within 3 months - Children	130	2,251	5.8%	10.3%	11.9%	11.8%
% of FP17s for the same patient ID Re-attending within 3 months - Adults	743	6,573	11.3%	15.6%	16.9%	15.7%
% of FP17s for the same patient ID Re-attending between 3 & 9 months - Children	778	2,251	34.6%	49.3%	48.9%	58.9%
% of FP17s for the same patient ID Re-attending between 3 & 9 months - Adults	1,577	6,573	24.0%	38.6%	38.9%	50.8%
% of FP17s for Band 1 Urgent Courses	587	7,706	7.6%	10.3%	10.7%	9.1%
% of FP17s Relating to Free Repair or Replacements	11	7,706	0.1%	0.6%	0.5%	0.8%
% of FP17s Relating to Continuations	78	7,706	1.0%	0.9%	0.7%	0.9%
% of Patients satisfied with the dentistry they have received	1	1	N/A	90.5%	89.1%	92.5%
% of Patients satisfied with the time they had to wait for an appointment	1	1	N/A	86.3%	83.1%	87.0%

* This is based on patients treated on this contract for their most recent course of treatment. Figures in italics indicate the base number of FP17s or Patient Questionnaire responses are less than 100. N/A is shown where the base number of responses is less than 10 during the period. % is calculated as Quantity/Base number*100

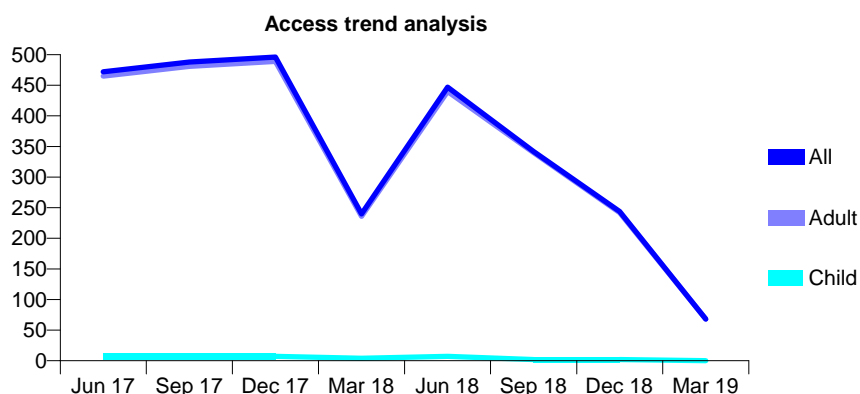
Q63 - Vital Signs At a Glance Contract Report for 740373/0002 - March 2019

Name or company name	MR J PATEL
Contract type name	PDS Contract
Purpose of contract	General
Contract start date	01/10/2007
Contract end date	30/06/2018

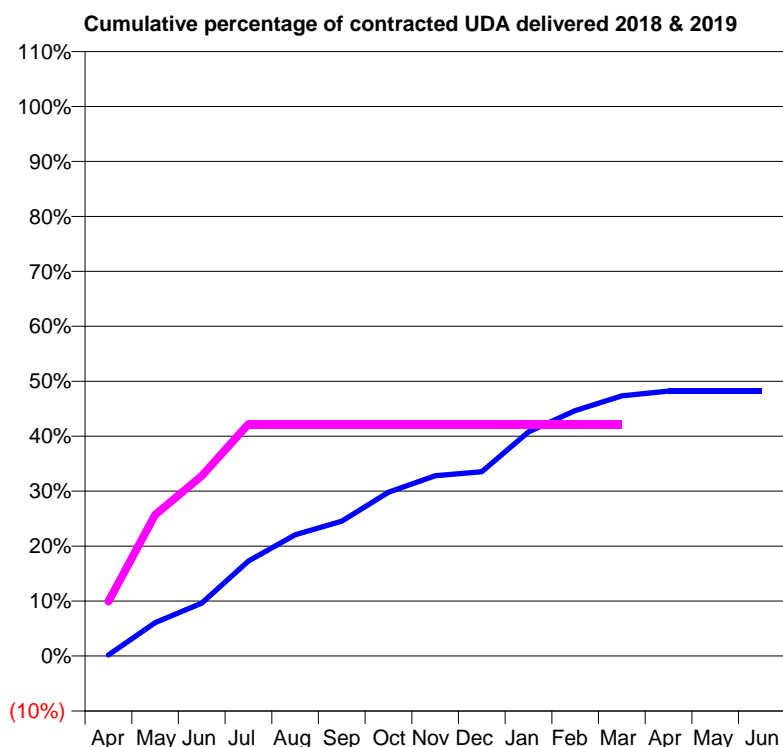
18/19 Contracted general activity (UDA)	424
Carry forward general activity (UDA)	0
18/19 Contracted orthodontic activity (UOA)	0
Carry forward orthodontic activity (UOA)	0
Baseline contract value	£20,073.12

ACCESS*

Patients seen in 24 months	Total	Change since previous quarter
Quarter ending March 2018	240	
Quarter ending June 2018	447	↑
Quarter ending September 2018	342	↓
Quarter ending December 2018	244	↓
Quarter ending March 2019	68	↓
Variance since March 2018	(71.7%)	↓



ACTIVITY



Month	Adjusted Scheduled Activity (UDA)	
	2018	2019
April	3	42
May	103	109
June	163	139
July	293	179
August	374	179
September	416	179
October	505	179
November	556	179
December	568	179
January	691	179
February	757	179
March	802	179
April	817	179
May	817	179
June	817	179

QUALITY

	Quantity	Base Number	Contract	AT	Region	England
% of FP17s for the same patient ID Re-attending within 3 months - Children	0	1	0.0%	10.3%	11.9%	11.8%
% of FP17s for the same patient ID Re-attending within 3 months - Adults	1	65	1.5%	15.6%	16.9%	15.7%
% of FP17s for the same patient ID Re-attending between 3 & 9 months - Children	0	1	0.0%	49.3%	48.9%	58.9%
% of FP17s for the same patient ID Re-attending between 3 & 9 months - Adults	1	65	1.5%	38.6%	38.9%	50.8%
% of FP17s for Band 1 Urgent Courses	0	61	0.0%	10.3%	10.7%	9.1%
% of FP17s Relating to Free Repair or Replacements	0	61	0.0%	0.6%	0.5%	0.8%
% of FP17s Relating to Continuations	0	61	0.0%	0.9%	0.7%	0.9%
% of Patients satisfied with the dentistry they have received	0	0	N/A	90.5%	89.1%	92.5%
% of Patients satisfied with the time they had to wait for an appointment	0	0	N/A	86.3%	83.1%	87.0%

* This is based on patients treated on this contract for their most recent course of treatment. Figures in italics indicate the base number of FP17s or Patient Questionnaire responses are less than 100. N/A is shown where the base number of responses is less than 10 during the period. % is calculated as Quantity/Base number*100

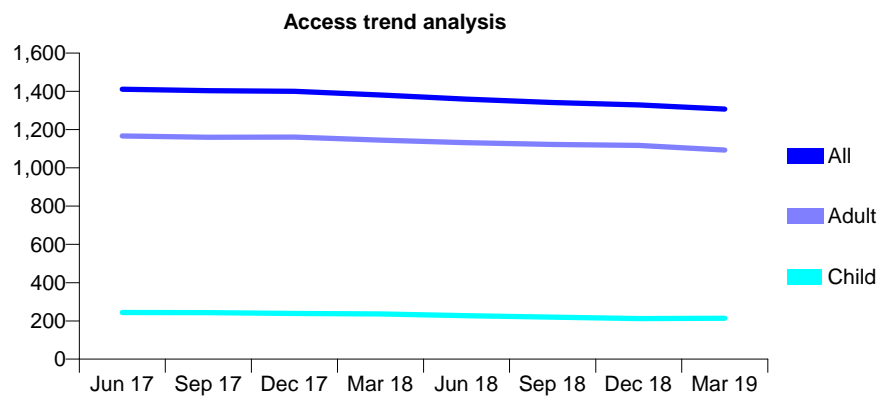
Q63 - Vital Signs At a Glance Contract Report for 740438/0001 - March 2019

Name or company name	MR K SINGH
Contract type name	GDS Contract
Purpose of contract	General
Contract start date	01/04/2006
Contract end date	

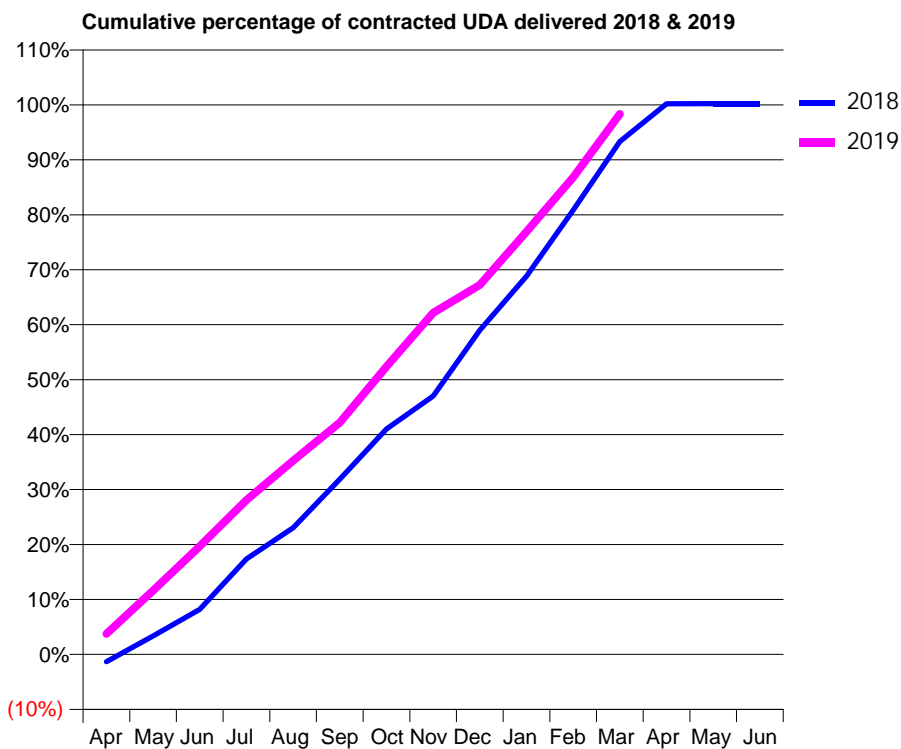
18/19 Contracted general activity (UDA)	7,307
Carry forward general activity (UDA)	-18
18/19 Contracted orthodontic activity (UOA)	0
Carry forward orthodontic activity (UOA)	0
Baseline contract value	£184,056.43

ACCESS*

Patients seen in 24 months	Total	Change since previous quarter
Quarter ending March 2018	1,381	
Quarter ending June 2018	1,359	↓
Quarter ending September 2018	1,342	↓
Quarter ending December 2018	1,329	→
Quarter ending March 2019	1,307	↓
Variance since March 2018	(5.4%)	↓



ACTIVITY



Month	Adjusted Scheduled Activity (UDA)	
	2018	2019
April	-98	273
May	246	850
June	600	1,437
July	1,269	2,052
August	1,683	2,576
September	2,330	3,082
October	2,998	3,827
November	3,435	4,542
December	4,309	4,912
January	5,029	5,623
February	5,910	6,345
March	6,820	7,185
April	7,321	
May	7,322	
June	7,325	

QUALITY

	Quantity	Base Number	Contract	AT	Region	England
% of FP17s for the same patient ID Re-attending within 3 months - Children	28	379	7.4%	10.3%	11.9%	11.8%
% of FP17s for the same patient ID Re-attending within 3 months - Adults	339	1,946	17.4%	15.6%	16.9%	15.7%
% of FP17s for the same patient ID Re-attending between 3 & 9 months - Children	293	379	77.3%	49.3%	48.9%	58.9%
% of FP17s for the same patient ID Re-attending between 3 & 9 months - Adults	1,330	1,946	68.3%	38.6%	38.9%	50.8%
% of FP17s for Band 1 Urgent Courses	113	2,193	5.2%	10.3%	10.7%	9.1%
% of FP17s Relating to Free Repair or Replacements	67	2,193	3.1%	0.6%	0.5%	0.8%
% of FP17s Relating to Continuations	90	2,193	4.1%	0.9%	0.7%	0.9%
% of Patients satisfied with the dentistry they have received	0	0	N/A	90.5%	89.1%	92.5%
% of Patients satisfied with the time they had to wait for an appointment	0	0	N/A	86.3%	83.1%	87.0%

* This is based on patients treated on this contract for their most recent course of treatment. Figures in italics indicate the base number of FP17s or Patient Questionnaire responses are less than 100. N/A is shown where the base number of responses is less than 10 during the period. % is calculated as Quantity/Base number*100

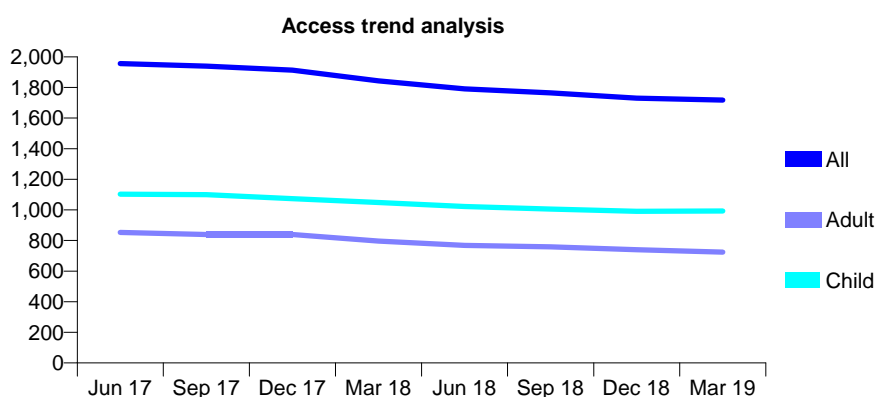
Q63 - Vital Signs At a Glance Contract Report for 741299/0002 - March 2019

Name or company name	MISS DH QUIGLEY
Contract type name	GDS Contract
Purpose of contract	General
Contract start date	01/04/2006
Contract end date	

18/19 Contracted general activity (UDA)	6,000
Carry forward general activity (UDA)	0
18/19 Contracted orthodontic activity (UOA)	0
Carry forward orthodontic activity (UOA)	0
Baseline contract value	£160,857.76

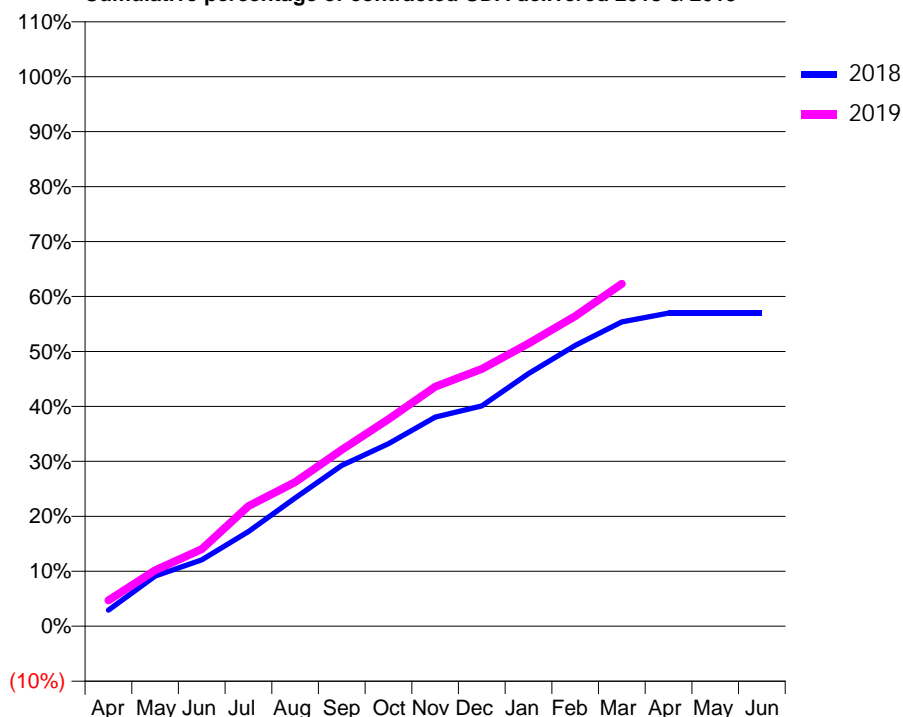
ACCESS*

Patients seen in 24 months	Total	Change since previous quarter
Quarter ending March 2018	1,844	
Quarter ending June 2018	1,791	↓
Quarter ending September 2018	1,764	↓
Quarter ending December 2018	1,730	↓
Quarter ending March 2019	1,718	→
Variance since March 2018	(6.8%)	↓



ACTIVITY

Cumulative percentage of contracted UDA delivered 2018 & 2019



Adjusted Scheduled Activity (UDA)

Month	2018	2019
April	197	282
May	615	611
June	811	841
July	1,158	1,311
August	1,568	1,573
September	1,965	1,927
October	2,231	2,261
November	2,557	2,616
December	2,694	2,809
January	3,089	3,086
February	3,433	3,387
March	3,719	3,739
April	3,829	
May	3,829	
June	3,829	

QUALITY

	Quantity	Base Number	Contract	AT	Region	England
% of FP17s for the same patient ID Re-attending within 3 months - Children	107	1,234	8.7%	10.3%	11.9%	11.8%
% of FP17s for the same patient ID Re-attending within 3 months - Adults	157	781	20.1%	15.6%	16.9%	15.7%
% of FP17s for the same patient ID Re-attending between 3 & 9 months - Children	580	1,234	47.0%	49.3%	48.9%	58.9%
% of FP17s for the same patient ID Re-attending between 3 & 9 months - Adults	268	781	34.3%	38.6%	38.9%	50.8%
% of FP17s for Band 1 Urgent Courses	319	1,951	16.4%	10.3%	10.7%	9.1%
% of FP17s Relating to Free Repair or Replacements	5	1,951	0.3%	0.6%	0.5%	0.8%
% of FP17s Relating to Continuations	5	1,951	0.3%	0.9%	0.7%	0.9%
% of Patients satisfied with the dentistry they have received	0	0	N/A	90.5%	89.1%	92.5%
% of Patients satisfied with the time they had to wait for an appointment	0	0	N/A	86.3%	83.1%	87.0%

* This is based on patients treated on this contract for their most recent course of treatment.

Figures in italics indicate the base number of FP17s or Patient Questionnaire responses are less than 100. N/A is shown where the base number of responses is less than 10 during the period. % is calculated as Quantity/Base number*100

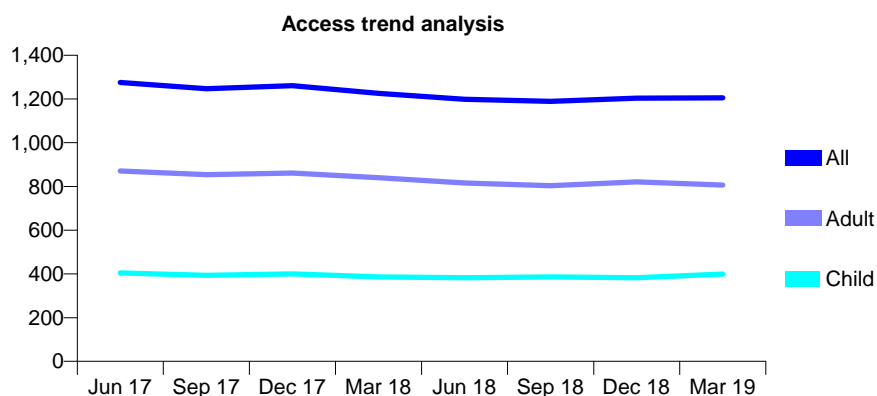
Q63 - Vital Signs At a Glance Contract Report for 742066/0001 - March 2019

Name or company name	MISS S GAJREE
Contract type name	GDS Contract
Purpose of contract	General
Contract start date	01/04/2006
Contract end date	

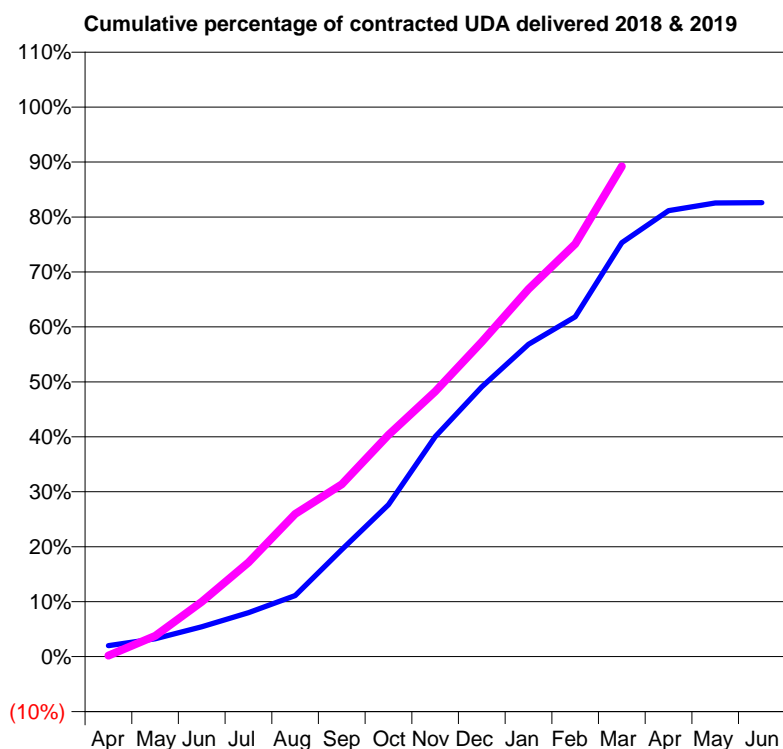
18/19 Contracted general activity (UDA)	4,621
Carry forward general activity (UDA)	0
18/19 Contracted orthodontic activity (UOA)	0
Carry forward orthodontic activity (UOA)	0
Baseline contract value	£136,624.02

ACCESS*

Patients seen in 24 months	Total	Change since previous quarter
Quarter ending March 2018	1,226	
Quarter ending June 2018	1,199	↓
Quarter ending September 2018	1,189	→
Quarter ending December 2018	1,204	→
Quarter ending March 2019	1,205	→
Variance since March 2018	(1.7%)	↓



ACTIVITY



Month	Adjusted Scheduled Activity (UDA)	
	2018	2019
April	92	10
May	150	174
June	251	462
July	369	793
August	514	1,201
September	900	1,450
October	1,277	1,865
November	1,850	2,228
December	2,268	2,647
January	2,627	3,091
February	2,858	3,471
March	3,480	4,122
April	3,749	
May	3,814	
June	3,817	

QUALITY

	Quantity	Base Number	Contract	AT	Region	England
% of FP17s for the same patient ID Re-attending within 3 months - Children	30	503	6.0%	10.3%	11.9%	11.8%
% of FP17s for the same patient ID Re-attending within 3 months - Adults	147	1,030	14.3%	15.6%	16.9%	15.7%
% of FP17s for the same patient ID Re-attending between 3 & 9 months - Children	225	503	44.7%	49.3%	48.9%	58.9%
% of FP17s for the same patient ID Re-attending between 3 & 9 months - Adults	468	1,030	45.4%	38.6%	38.9%	50.8%
% of FP17s for Band 1 Urgent Courses	187	1,453	12.9%	10.3%	10.7%	9.1%
% of FP17s Relating to Free Repair or Replacements	2	1,453	0.1%	0.6%	0.5%	0.8%
% of FP17s Relating to Continuations	4	1,453	0.3%	0.9%	0.7%	0.9%
% of Patients satisfied with the dentistry they have received	0	0	N/A	90.5%	89.1%	92.5%
% of Patients satisfied with the time they had to wait for an appointment	0	0	N/A	86.3%	83.1%	87.0%

* This is based on patients treated on this contract for their most recent course of treatment. Figures in italics indicate the base number of FP17s or Patient Questionnaire responses are less than 100. N/A is shown where the base number of responses is less than 10 during the period. % is calculated as Quantity/Base number*100

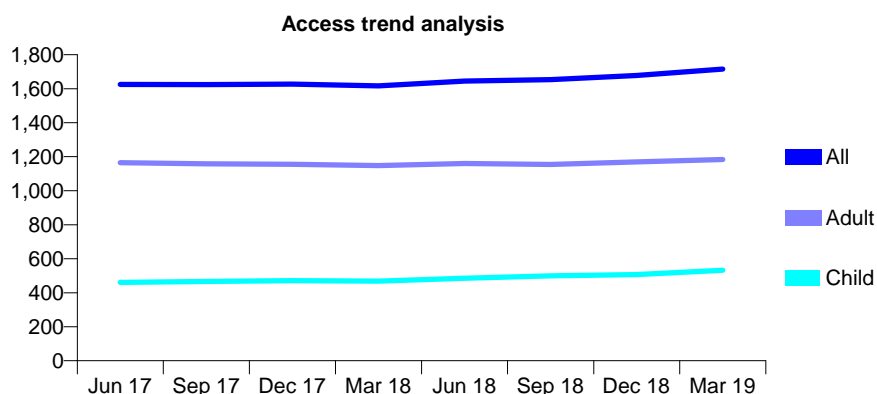
Q63 - Vital Signs At a Glance Contract Report for 745022/0001 - March 2019

Name or company name	MR NH DOUGLAS
Contract type name	GDS Contract
Purpose of contract	General
Contract start date	01/04/2006
Contract end date	

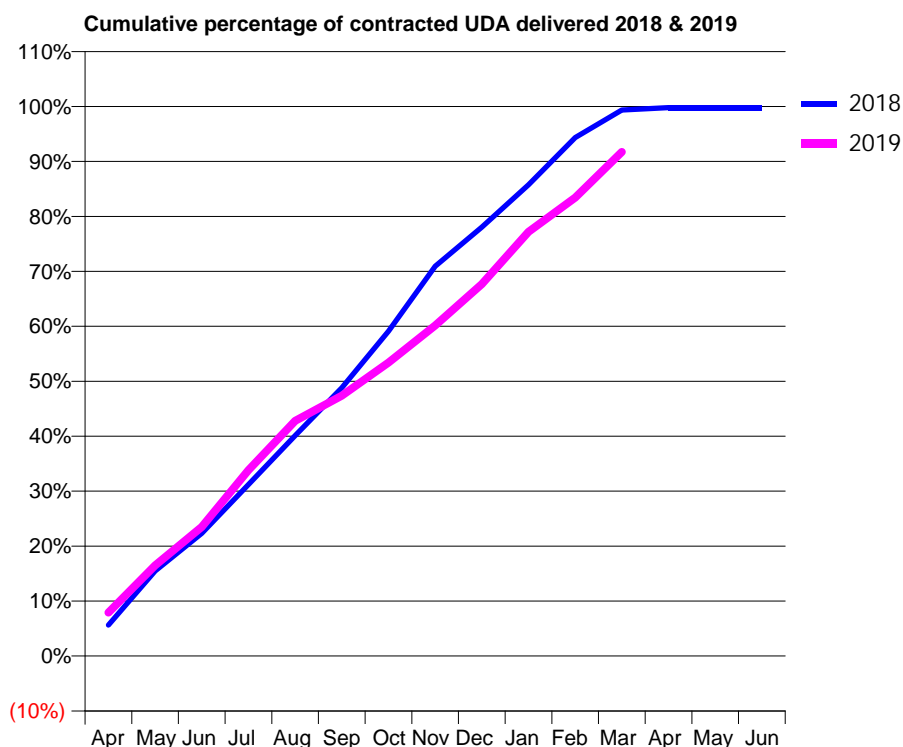
18/19 Contracted general activity (UDA)	5,200
Carry forward general activity (UDA)	10
18/19 Contracted orthodontic activity (UOA)	0
Carry forward orthodontic activity (UOA)	0
Baseline contract value	£124,298.55

ACCESS*

Patients seen in 24 months	Total	Change since previous quarter
Quarter ending March 2018	1,616	
Quarter ending June 2018	1,645	→
Quarter ending September 2018	1,653	→
Quarter ending December 2018	1,677	→
Quarter ending March 2019	1,715	↑
Variance since March 2018	6.1%	↑



ACTIVITY



Month	Adjusted Scheduled Activity (UDA)	
	2018	2019
April	293	412
May	804	858
June	1,161	1,221
July	1,623	1,759
August	2,087	2,225
September	2,537	2,462
October	3,074	2,777
November	3,688	3,128
December	4,058	3,518
January	4,459	4,014
February	4,906	4,337
March	5,166	4,769
April	5,190	
May	5,190	
June	5,190	

QUALITY

	Quantity	Base Number	Contract	AT	Region	England
% of FP17s for the same patient ID Re-attending within 3 months - Children	66	757	8.7%	10.3%	11.9%	11.8%
% of FP17s for the same patient ID Re-attending within 3 months - Adults	310	1,536	20.2%	15.6%	16.9%	15.7%
% of FP17s for the same patient ID Re-attending between 3 & 9 months - Children	362	757	47.8%	49.3%	48.9%	58.9%
% of FP17s for the same patient ID Re-attending between 3 & 9 months - Adults	753	1,536	49.0%	38.6%	38.9%	50.8%
% of FP17s for Band 1 Urgent Courses	209	2,274	9.2%	10.3%	10.7%	9.1%
% of FP17s Relating to Free Repair or Replacements	22	2,274	1.0%	0.6%	0.5%	0.8%
% of FP17s Relating to Continuations	73	2,274	3.2%	0.9%	0.7%	0.9%
% of Patients satisfied with the dentistry they have received	0	0	N/A	90.5%	89.1%	92.5%
% of Patients satisfied with the time they had to wait for an appointment	0	0	N/A	86.3%	83.1%	87.0%

* This is based on patients treated on this contract for their most recent course of treatment. Figures in italics indicate the base number of FP17s or Patient Questionnaire responses are less than 100. N/A is shown where the base number of responses is less than 10 during the period. % is calculated as Quantity/Base number*100

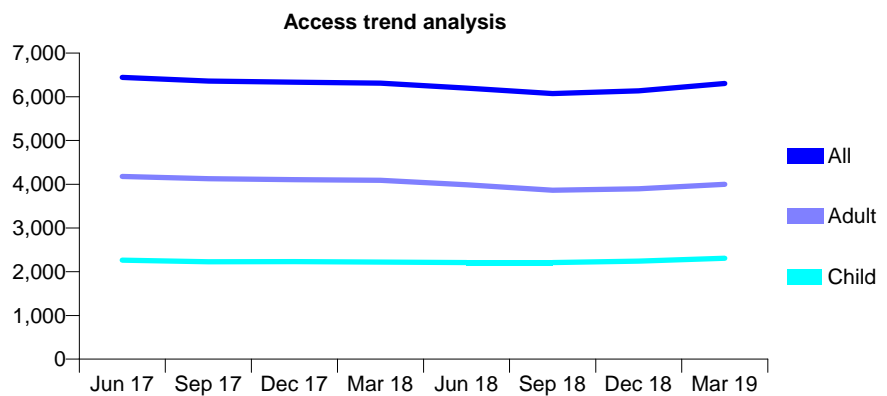
Q63 - Vital Signs At a Glance Contract Report for 746584/0001 - March 2019

Name or company name	MR N KARIA
Contract type name	GDS Contract
Purpose of contract	General
Contract start date	01/04/2006
Contract end date	

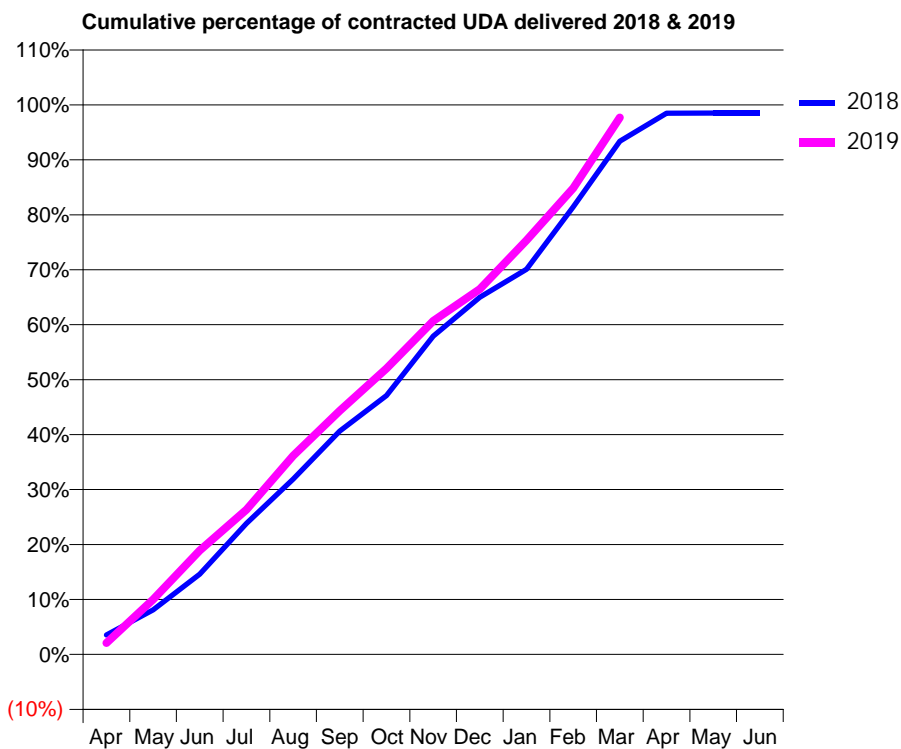
18/19 Contracted general activity (UDA)	16,350
Carry forward general activity (UDA)	242
18/19 Contracted orthodontic activity (UOA)	0
Carry forward orthodontic activity (UOA)	0
Baseline contract value	£480,971.50

ACCESS*

Patients seen in 24 months	Total	Change since previous quarter
Quarter ending March 2018	6,311	
Quarter ending June 2018	6,199	↓
Quarter ending September 2018	6,075	↓
Quarter ending December 2018	6,134	→
Quarter ending March 2019	6,304	↑
Variance since March 2018	(0.1%)	→



ACTIVITY



Month	Adjusted Scheduled Activity (UDA)	
	2018	2019
April	583	343
May	1,326	1,639
June	2,385	3,094
July	3,899	4,308
August	5,217	5,915
September	6,644	7,250
October	7,703	8,504
November	9,468	9,920
December	10,622	10,867
January	11,458	12,320
February	13,317	13,871
March	15,266	15,970
April	16,099	
May	16,108	
June	16,108	

QUALITY

	Quantity	Base Number	Contract	AT	Region	England
% of FP17s for the same patient ID Re-attending within 3 months - Children	202	2,624	7.7%	10.3%	11.9%	11.8%
% of FP17s for the same patient ID Re-attending within 3 months - Adults	746	4,474	16.7%	15.6%	16.9%	15.7%
% of FP17s for the same patient ID Re-attending between 3 & 9 months - Children	981	2,624	37.4%	49.3%	48.9%	58.9%
% of FP17s for the same patient ID Re-attending between 3 & 9 months - Adults	1,616	4,474	36.1%	38.6%	38.9%	50.8%
% of FP17s for Band 1 Urgent Courses	653	6,105	10.7%	10.3%	10.7%	9.1%
% of FP17s Relating to Free Repair or Replacements	23	6,105	0.4%	0.6%	0.5%	0.8%
% of FP17s Relating to Continuations	61	6,105	1.0%	0.9%	0.7%	0.9%
% of Patients satisfied with the dentistry they have received	1	2	N/A	90.5%	89.1%	92.5%
% of Patients satisfied with the time they had to wait for an appointment	1	2	N/A	86.3%	83.1%	87.0%

* This is based on patients treated on this contract for their most recent course of treatment. Figures in italics indicate the base number of FP17s or Patient Questionnaire responses are less than 100. N/A is shown where the base number of responses is less than 10 during the period. % is calculated as Quantity/Base number*100

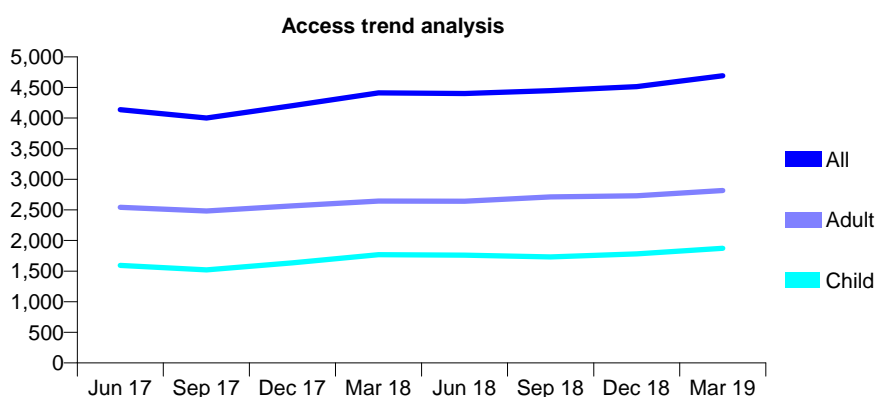
Q63 - Vital Signs At a Glance Contract Report for 746584/0004 - March 2019

Name or company name	MR N KARIA
Contract type name	GDS Contract
Purpose of contract	General
Contract start date	01/04/2006
Contract end date	

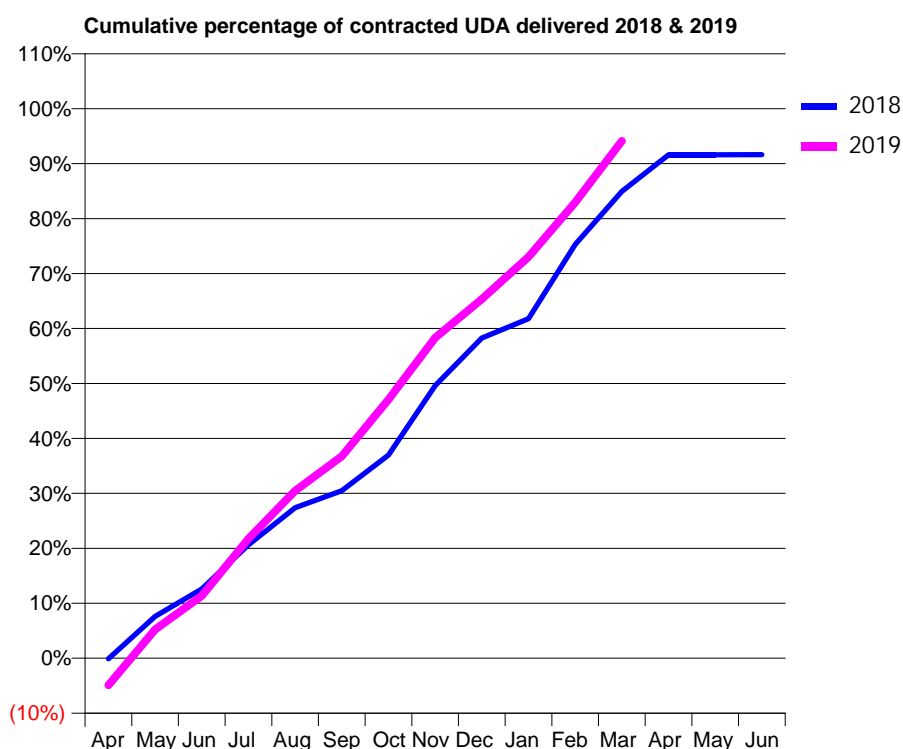
18/19 Contracted general activity (UDA)	11,787
Carry forward general activity (UDA)	985
18/19 Contracted orthodontic activity (UOA)	0
Carry forward orthodontic activity (UOA)	0
Baseline contract value	£310,921.85

ACCESS*

Patients seen in 24 months	Total	Change since previous quarter
Quarter ending March 2018	4,412	
Quarter ending June 2018	4,402	→
Quarter ending September 2018	4,447	→
Quarter ending December 2018	4,514	→
Quarter ending March 2019	4,691	↑
Variance since March 2018	6.3%	↑



ACTIVITY



Month	2018	2019
April	-12	-583
May	898	617
June	1,487	1,338
July	2,432	2,564
August	3,227	3,595
September	3,590	4,330
October	4,357	5,548
November	5,847	6,874
December	6,867	7,700
January	7,285	8,608
February	8,874	9,777
March	10,009	11,090
April	10,797	
May	10,797	
June	10,802	

QUALITY

	Quantity	Base Number	Contract	AT	Region	England
% of FP17s for the same patient ID Re-attending within 3 months - Children	138	2,403	5.7%	10.3%	11.9%	11.8%
% of FP17s for the same patient ID Re-attending within 3 months - Adults	694	4,011	17.3%	15.6%	16.9%	15.7%
% of FP17s for the same patient ID Re-attending between 3 & 9 months - Children	1,158	2,403	48.2%	49.3%	48.9%	58.9%
% of FP17s for the same patient ID Re-attending between 3 & 9 months - Adults	1,943	4,011	48.4%	38.6%	38.9%	50.8%
% of FP17s for Band 1 Urgent Courses	714	6,012	11.9%	10.3%	10.7%	9.1%
% of FP17s Relating to Free Repair or Replacements	2	6,012	0.0%	0.6%	0.5%	0.8%
% of FP17s Relating to Continuations	61	6,012	1.0%	0.9%	0.7%	0.9%
% of Patients satisfied with the dentistry they have received	1	1	N/A	90.5%	89.1%	92.5%
% of Patients satisfied with the time they had to wait for an appointment	1	1	N/A	86.3%	83.1%	87.0%

* This is based on patients treated on this contract for their most recent course of treatment.

Figures in italics indicate the base number of FP17s or Patient Questionnaire responses are less than 100. N/A is shown where the base number of responses is less than 10 during the period. % is calculated as Quantity/Base number*100

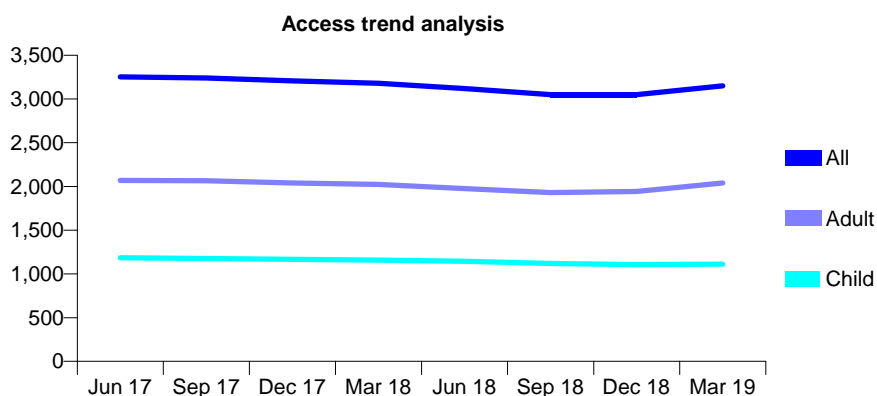
Q63 - Vital Signs At a Glance Contract Report for 748587/0001 - March 2019

Name or company name	MISS KD MCLAREN
Contract type name	GDS Contract
Purpose of contract	General
Contract start date	01/04/2006
Contract end date	

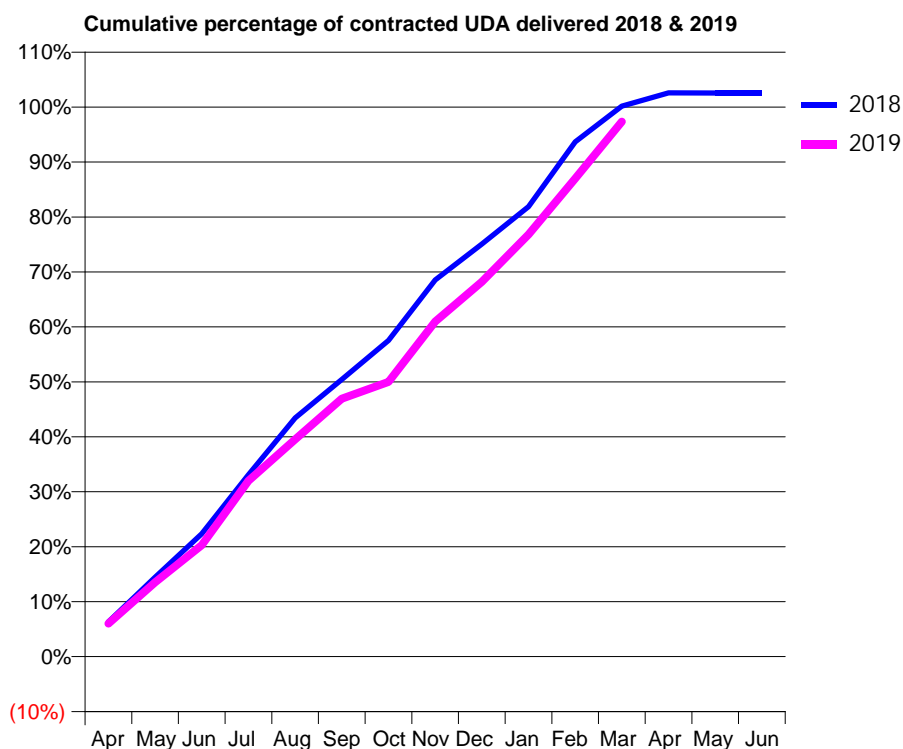
18/19 Contracted general activity (UDA)	5,992
Carry forward general activity (UDA)	-120
18/19 Contracted orthodontic activity (UOA)	0
Carry forward orthodontic activity (UOA)	0
Baseline contract value	£139,933.79

ACCESS*

Patients seen in 24 months	Total	Change since previous quarter
Quarter ending March 2018	3,179	
Quarter ending June 2018	3,120	↓
Quarter ending September 2018	3,049	↓
Quarter ending December 2018	3,049	→
Quarter ending March 2019	3,150	↑
Variance since March 2018	(0.9%)	→



ACTIVITY



Month	Adjusted Scheduled Activity (UDA)	
	2018	2019
April	380	359
May	866	811
June	1,340	1,217
July	1,984	1,918
August	2,603	2,369
September	3,020	2,812
October	3,447	2,994
November	4,107	3,654
December	4,499	4,087
January	4,907	4,603
February	5,612	5,214
March	6,002	5,833
April	6,147	
May	6,146	
June	6,145	

QUALITY

	Quantity	Base Number	Contract	AT	Region	England
% of FP17s for the same patient ID Re-attending within 3 months - Children	45	1,525	3.0%	10.3%	11.9%	11.8%
% of FP17s for the same patient ID Re-attending within 3 months - Adults	154	1,946	7.9%	15.6%	16.9%	15.7%
% of FP17s for the same patient ID Re-attending between 3 & 9 months - Children	943	1,525	61.8%	49.3%	48.9%	58.9%
% of FP17s for the same patient ID Re-attending between 3 & 9 months - Adults	680	1,946	34.9%	38.6%	38.9%	50.8%
% of FP17s for Band 1 Urgent Courses	193	3,384	5.7%	10.3%	10.7%	9.1%
% of FP17s Relating to Free Repair or Replacements	9	3,384	0.3%	0.6%	0.5%	0.8%
% of FP17s Relating to Continuations	6	3,384	0.2%	0.9%	0.7%	0.9%
% of Patients satisfied with the dentistry they have received	0	0	N/A	90.5%	89.1%	92.5%
% of Patients satisfied with the time they had to wait for an appointment	0	0	N/A	86.3%	83.1%	87.0%

* This is based on patients treated on this contract for their most recent course of treatment. Figures in italics indicate the base number of FP17s or Patient Questionnaire responses are less than 100. N/A is shown where the base number of responses is less than 10 during the period. % is calculated as Quantity/Base number*100

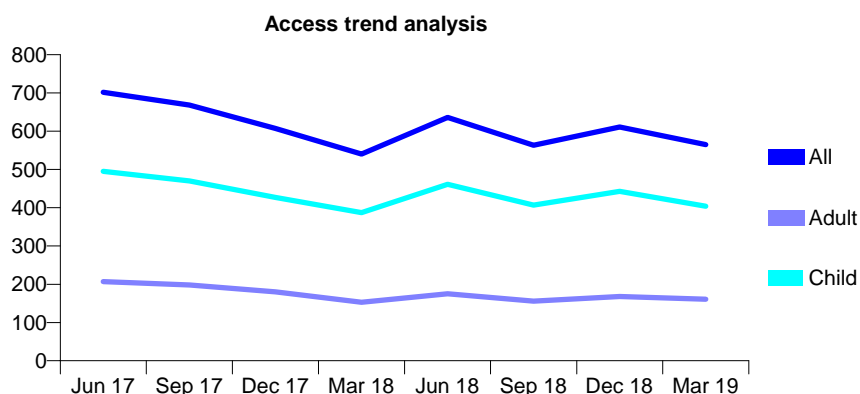
Q63 - Vital Signs At a Glance Contract Report for 750263/0001 - March 2019

Name or company name	MISS B THURAISUNDARAM
Contract type name	GDS Contract
Purpose of contract	General
Contract start date	01/04/2006
Contract end date	

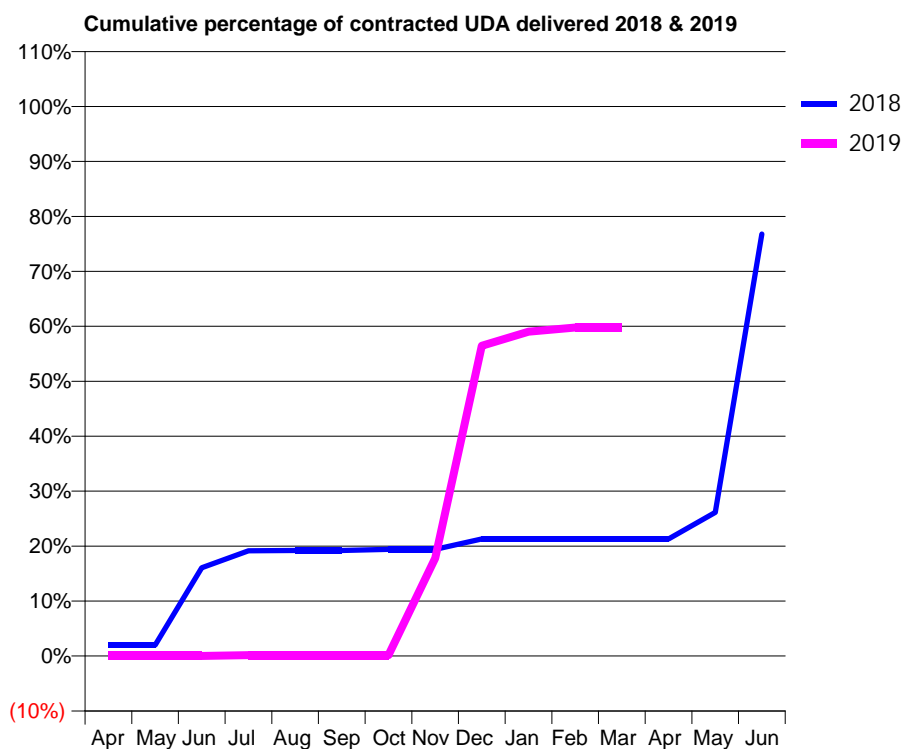
18/19 Contracted general activity (UDA)	2,000
Carry forward general activity (UDA)	0
18/19 Contracted orthodontic activity (UOA)	0
Carry forward orthodontic activity (UOA)	0
Baseline contract value	£52,941.12

ACCESS*

Patients seen in 24 months	Total	Change since previous quarter
Quarter ending March 2018	540	
Quarter ending June 2018	636	↑
Quarter ending September 2018	563	↓
Quarter ending December 2018	611	↑
Quarter ending March 2019	565	↓
Variance since March 2018	4.6%	↑



ACTIVITY



Month	Adjusted Scheduled Activity (UDA)	
	2018	2019
April	40	0
May	40	0
June	321	0
July	383	3
August	384	3
September	384	3
October	388	3
November	388	356
December	426	1,129
January	426	1,180
February	426	1,195
March	426	1,195
April	426	
May	523	
June	1,536	

QUALITY

	Quantity	Base Number	Contract	AT	Region	England
% of FP17s for the same patient ID Re-attending within 3 months - Children	32	534	6.0%	10.3%	11.9%	11.8%
% of FP17s for the same patient ID Re-attending within 3 months - Adults	24	178	13.5%	15.6%	16.9%	15.7%
% of FP17s for the same patient ID Re-attending between 3 & 9 months - Children	147	534	27.5%	49.3%	48.9%	58.9%
% of FP17s for the same patient ID Re-attending between 3 & 9 months - Adults	41	178	23.0%	38.6%	38.9%	50.8%
% of FP17s for Band 1 Urgent Courses	28	360	7.8%	10.3%	10.7%	9.1%
% of FP17s Relating to Free Repair or Replacements	5	360	1.4%	0.6%	0.5%	0.8%
% of FP17s Relating to Continuations	7	360	1.9%	0.9%	0.7%	0.9%
% of Patients satisfied with the dentistry they have received	1	1	N/A	90.5%	89.1%	92.5%
% of Patients satisfied with the time they had to wait for an appointment	1	1	N/A	86.3%	83.1%	87.0%

* This is based on patients treated on this contract for their most recent course of treatment. Figures in italics indicate the base number of FP17s or Patient Questionnaire responses are less than 100. N/A is shown where the base number of responses is less than 10 during the period. % is calculated as Quantity/Base number*100

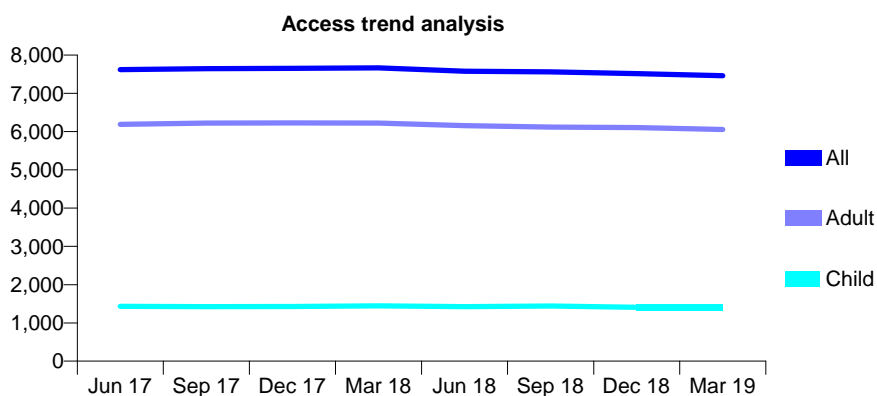
Q63 - Vital Signs At a Glance Contract Report for 752304/0002 - March 2019

Name or company name	MR MS DARR
Contract type name	GDS Contract
Purpose of contract	General
Contract start date	01/01/2007
Contract end date	

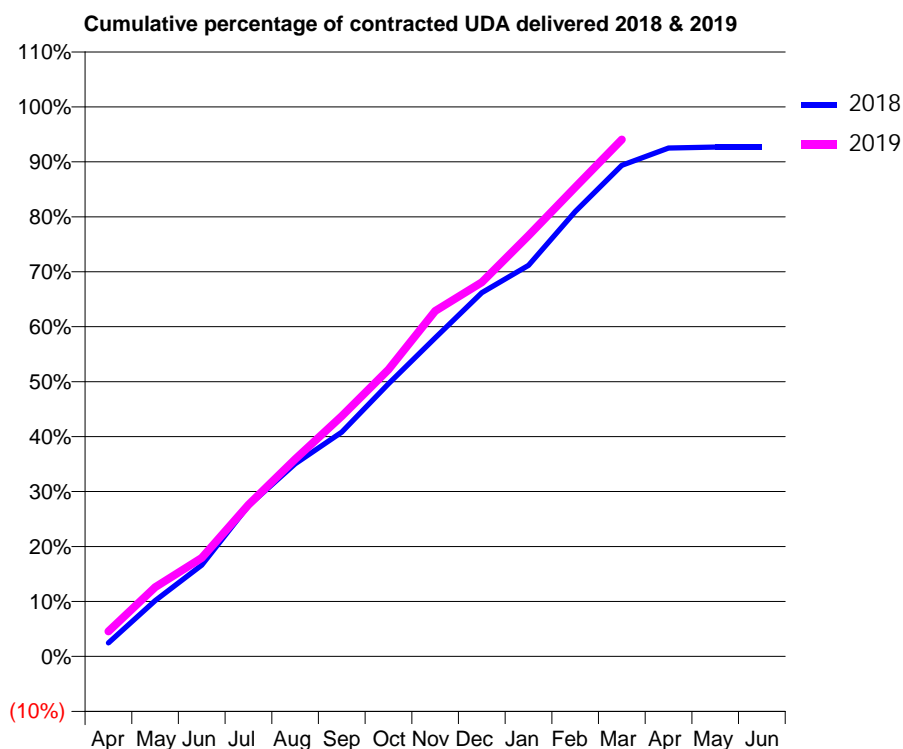
18/19 Contracted general activity (UDA)	21,659
Carry forward general activity (UDA)	0
18/19 Contracted orthodontic activity (UOA)	0
Carry forward orthodontic activity (UOA)	0
Baseline contract value	£573,559.80

ACCESS*

Patients seen in 24 months	Total	Change since previous quarter
Quarter ending March 2018	7,663	
Quarter ending June 2018	7,577	↓
Quarter ending September 2018	7,563	→
Quarter ending December 2018	7,514	→
Quarter ending March 2019	7,462	→
Variance since March 2018	(2.6%)	↓



ACTIVITY



Month	2018	2019
April	532	986
May	2,202	2,732
June	3,598	3,879
July	5,942	5,979
August	7,591	7,779
September	8,842	9,470
October	10,745	11,308
November	12,554	13,614
December	14,337	14,743
January	15,414	16,586
February	17,531	18,489
March	19,353	20,370
April	20,037	
May	20,076	
June	20,076	

QUALITY

	Quantity	Base Number	Contract	AT	Region	England
% of FP17s for the same patient ID Re-attending within 3 months - Children	78	1,878	4.2%	10.3%	11.9%	11.8%
% of FP17s for the same patient ID Re-attending within 3 months - Adults	996	7,927	12.6%	15.6%	16.9%	15.7%
% of FP17s for the same patient ID Re-attending between 3 & 9 months - Children	859	1,878	45.7%	49.3%	48.9%	58.9%
% of FP17s for the same patient ID Re-attending between 3 & 9 months - Adults	3,324	7,927	41.9%	38.6%	38.9%	50.8%
% of FP17s for Band 1 Urgent Courses	655	9,507	6.9%	10.3%	10.7%	9.1%
% of FP17s Relating to Free Repair or Replacements	101	9,507	1.1%	0.6%	0.5%	0.8%
% of FP17s Relating to Continuations	86	9,507	0.9%	0.9%	0.7%	0.9%
% of Patients satisfied with the dentistry they have received	3	3	N/A	90.5%	89.1%	92.5%
% of Patients satisfied with the time they had to wait for an appointment	3	3	N/A	86.3%	83.1%	87.0%

* This is based on patients treated on this contract for their most recent course of treatment. Figures in italics indicate the base number of FP17s or Patient Questionnaire responses are less than 100. N/A is shown where the base number of responses is less than 10 during the period. % is calculated as Quantity/Base number*100

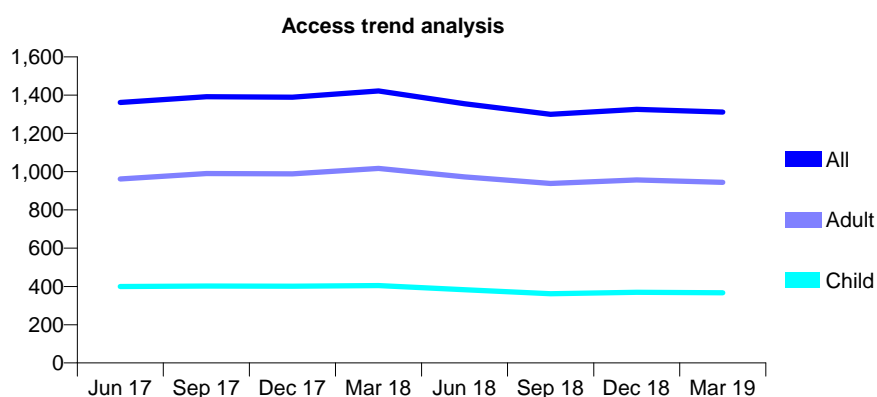
Q63 - Vital Signs At a Glance Contract Report for 753610/0002 - March 2019

Name or company name	MRS MC HASOON
Contract type name	GDS Contract
Purpose of contract	General
Contract start date	09/03/2007
Contract end date	

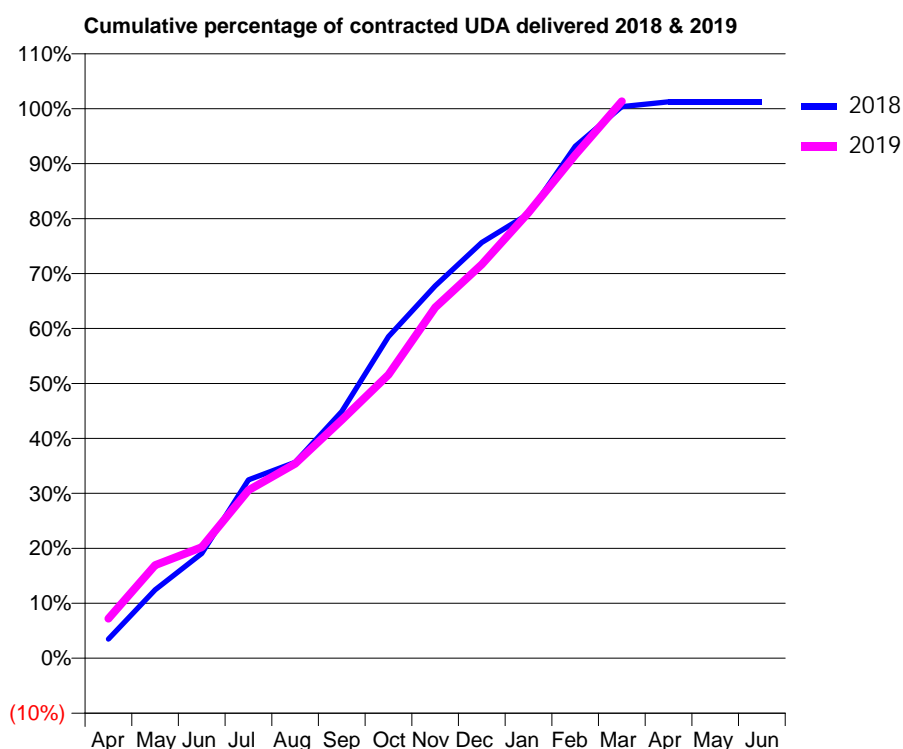
18/19 Contracted general activity (UDA)	3,482
Carry forward general activity (UDA)	-44
18/19 Contracted orthodontic activity (UOA)	0
Carry forward orthodontic activity (UOA)	0
Baseline contract value	£92,306.22

ACCESS*

Patients seen in 24 months	Total	Change since previous quarter
Quarter ending March 2018	1,422	
Quarter ending June 2018	1,355	↓
Quarter ending September 2018	1,300	↓
Quarter ending December 2018	1,326	↑
Quarter ending March 2019	1,311	↓
Variance since March 2018	(7.8%)	↓



ACTIVITY



Month	2018	2019
April	121	252
May	434	590
June	664	703
July	1,130	1,064
August	1,242	1,233
September	1,562	1,510
October	2,038	1,796
November	2,359	2,223
December	2,634	2,494
January	2,815	2,824
February	3,244	3,188
March	3,496	3,528
April	3,526	
May	3,526	
June	3,526	

QUALITY

	Quantity	Base Number	Contract	AT	Region	England
% of FP17s for the same patient ID Re-attending within 3 months - Children	19	403	4.7%	10.3%	11.9%	11.8%
% of FP17s for the same patient ID Re-attending within 3 months - Adults	105	929	11.3%	15.6%	16.9%	15.7%
% of FP17s for the same patient ID Re-attending between 3 & 9 months - Children	167	403	41.4%	49.3%	48.9%	58.9%
% of FP17s for the same patient ID Re-attending between 3 & 9 months - Adults	262	929	28.2%	38.6%	38.9%	50.8%
% of FP17s for Band 1 Urgent Courses	144	1,326	10.9%	10.3%	10.7%	9.1%
% of FP17s Relating to Free Repair or Replacements	8	1,326	0.6%	0.6%	0.5%	0.8%
% of FP17s Relating to Continuations	3	1,326	0.2%	0.9%	0.7%	0.9%
% of Patients satisfied with the dentistry they have received	0	0	N/A	90.5%	89.1%	92.5%
% of Patients satisfied with the time they had to wait for an appointment	0	0	N/A	86.3%	83.1%	87.0%

* This is based on patients treated on this contract for their most recent course of treatment. Figures in italics indicate the base number of FP17s or Patient Questionnaire responses are less than 100. N/A is shown where the base number of responses is less than 10 during the period. % is calculated as Quantity/Base number*100

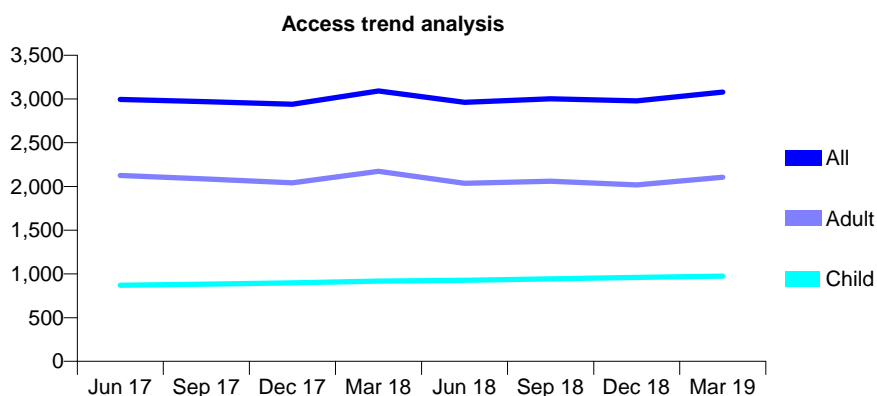
Q63 - Vital Signs At a Glance Contract Report for 753610/0003 - March 2019

Name or company name	MRS MC HASOON
Contract type name	GDS Contract
Purpose of contract	General
Contract start date	09/01/2013
Contract end date	

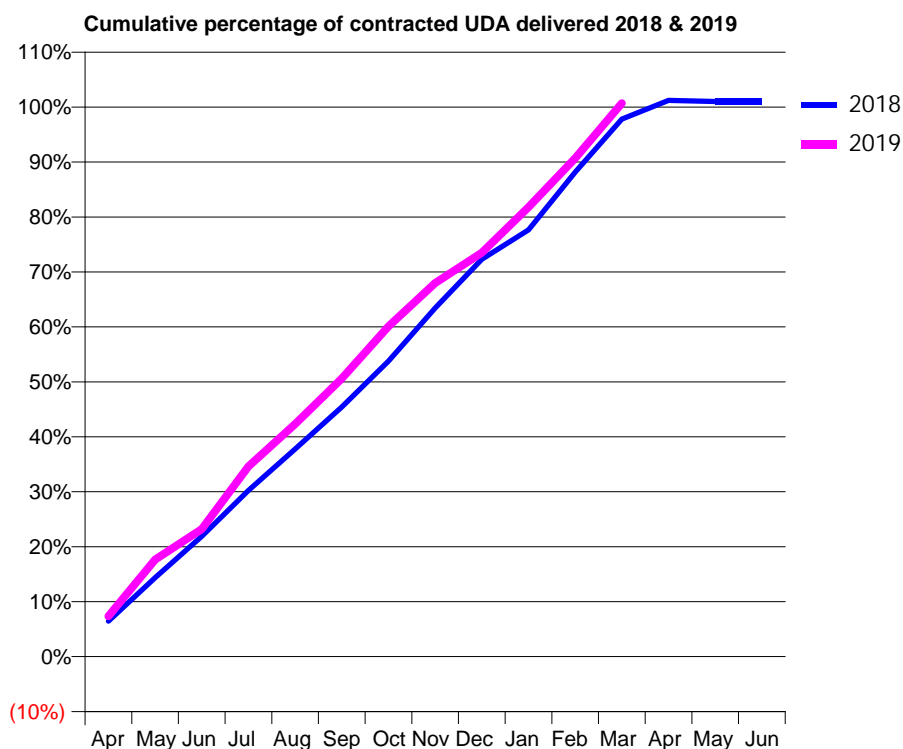
18/19 Contracted general activity (UDA)	7,224
Carry forward general activity (UDA)	-74
18/19 Contracted orthodontic activity (UOA)	0
Carry forward orthodontic activity (UOA)	0
Baseline contract value	£188,860.27

ACCESS*

Patients seen in 24 months	Total	Change since previous quarter
Quarter ending March 2018	3,092	
Quarter ending June 2018	2,963	↓
Quarter ending September 2018	3,002	→
Quarter ending December 2018	2,977	→
Quarter ending March 2019	3,078	↑
Variance since March 2018	(0.5%)	→



ACTIVITY



Month	Adjusted Scheduled Activity (UDA)	
	2018	2019
April	466	532
May	1,039	1,275
June	1,580	1,676
July	2,186	2,501
August	2,730	3,059
September	3,282	3,657
October	3,886	4,341
November	4,584	4,911
December	5,222	5,309
January	5,610	5,908
February	6,370	6,551
March	7,066	7,273
April	7,311	
May	7,298	
June	7,298	

QUALITY

	Quantity	Base Number	Contract	AT	Region	England
% of FP17s for the same patient ID Re-attending within 3 months - Children	74	1,122	6.6%	10.3%	11.9%	11.8%
% of FP17s for the same patient ID Re-attending within 3 months - Adults	297	2,068	14.4%	15.6%	16.9%	15.7%
% of FP17s for the same patient ID Re-attending between 3 & 9 months - Children	448	1,122	39.9%	49.3%	48.9%	58.9%
% of FP17s for the same patient ID Re-attending between 3 & 9 months - Adults	590	2,068	28.5%	38.6%	38.9%	50.8%
% of FP17s for Band 1 Urgent Courses	378	3,094	12.2%	10.3%	10.7%	9.1%
% of FP17s Relating to Free Repair or Replacements	15	3,094	0.5%	0.6%	0.5%	0.8%
% of FP17s Relating to Continuations	36	3,094	1.2%	0.9%	0.7%	0.9%
% of Patients satisfied with the dentistry they have received	1	1	N/A	90.5%	89.1%	92.5%
% of Patients satisfied with the time they had to wait for an appointment	1	1	N/A	86.3%	83.1%	87.0%

* This is based on patients treated on this contract for their most recent course of treatment. Figures in italics indicate the base number of FP17s or Patient Questionnaire responses are less than 100. N/A is shown where the base number of responses is less than 10 during the period. % is calculated as Quantity/Base number*100

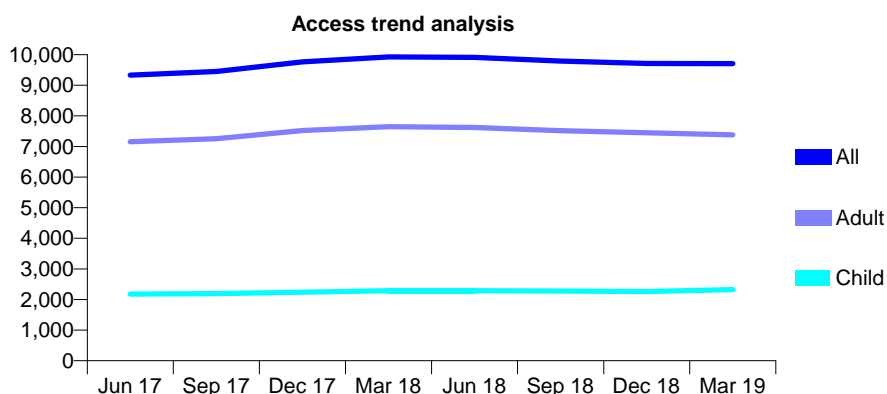
Q63 - Vital Signs At a Glance Contract Report for 762342/0001 - March 2019

Name or company name	MR D MOHAMMADI SOSHIK
Contract type name	GDS Contract
Purpose of contract	General
Contract start date	01/04/2006
Contract end date	

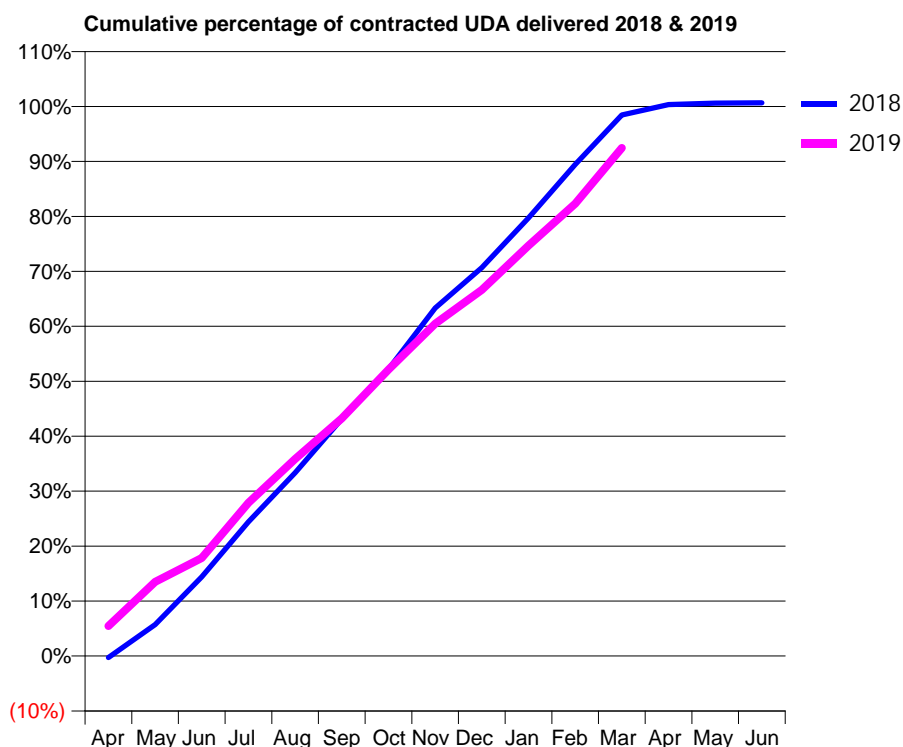
18/19 Contracted general activity (UDA)	32,064
Carry forward general activity (UDA)	-218
18/19 Contracted orthodontic activity (UOA)	0
Carry forward orthodontic activity (UOA)	0
Baseline contract value	£910,610.28

ACCESS*

Patients seen in 24 months	Total	Change since previous quarter
Quarter ending March 2018	9,930	
Quarter ending June 2018	9,911	→
Quarter ending September 2018	9,794	↓
Quarter ending December 2018	9,710	→
Quarter ending March 2019	9,706	→
Variance since March 2018	(2.3%)	↓



ACTIVITY



Month	Adjusted Scheduled Activity (UDA)	
	2018	2019
April	-98	1,753
May	1,837	4,331
June	4,616	5,724
July	7,835	8,942
August	10,694	11,507
September	13,828	13,859
October	16,741	16,710
November	20,303	19,394
December	22,660	21,366
January	25,561	23,942
February	28,684	26,389
March	31,562	29,639
April	32,171	
May	32,252	
June	32,282	

QUALITY

	Quantity	Base Number	Contract	AT	Region	England
% of FP17s for the same patient ID Re-attending within 3 months - Children	316	2,975	10.6%	10.3%	11.9%	11.8%
% of FP17s for the same patient ID Re-attending within 3 months - Adults	1,726	8,205	21.0%	15.6%	16.9%	15.7%
% of FP17s for the same patient ID Re-attending between 3 & 9 months - Children	1,370	2,975	46.1%	49.3%	48.9%	58.9%
% of FP17s for the same patient ID Re-attending between 3 & 9 months - Adults	3,055	8,205	37.2%	38.6%	38.9%	50.8%
% of FP17s for Band 1 Urgent Courses	1,916	10,890	17.6%	10.3%	10.7%	9.1%
% of FP17s Relating to Free Repair or Replacements	92	10,890	0.8%	0.6%	0.5%	0.8%
% of FP17s Relating to Continuations	136	10,890	1.2%	0.9%	0.7%	0.9%
% of Patients satisfied with the dentistry they have received	2	2	N/A	90.5%	89.1%	92.5%
% of Patients satisfied with the time they had to wait for an appointment	2	2	N/A	86.3%	83.1%	87.0%

* This is based on patients treated on this contract for their most recent course of treatment. Figures in italics indicate the base number of FP17s or Patient Questionnaire responses are less than 100. N/A is shown where the base number of responses is less than 10 during the period. % is calculated as Quantity/Base number*100

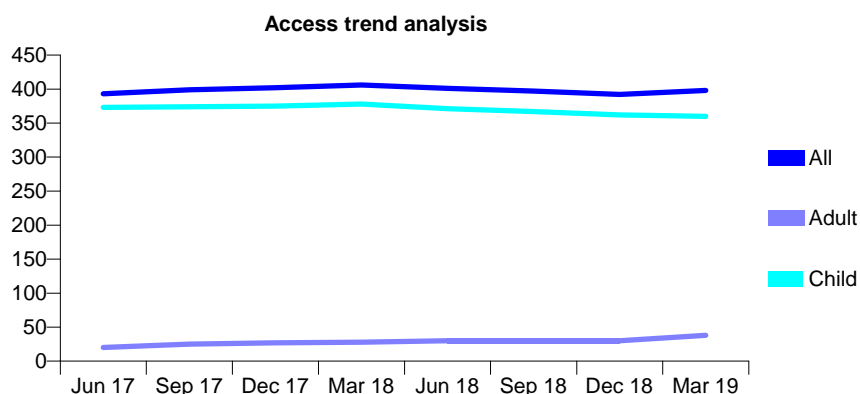
Q63 - Vital Signs At a Glance Contract Report for 764973/0001 - March 2019

Name or company name	MISS C PASE
Contract type name	GDS Contract
Purpose of contract	General
Contract start date	01/04/2006
Contract end date	

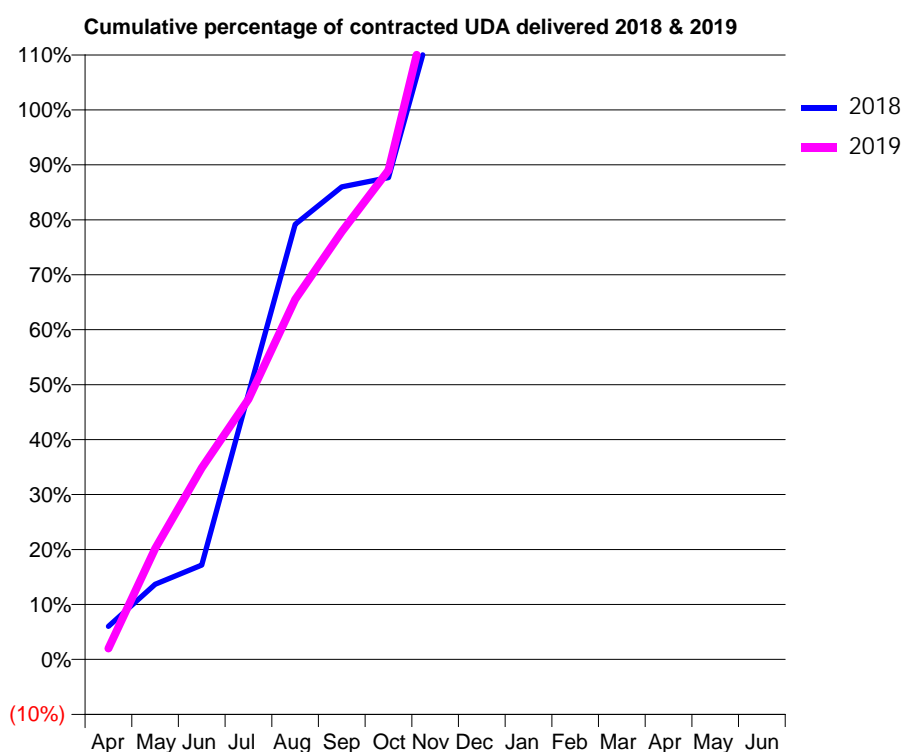
18/19 Contracted general activity (UDA)	600
Carry forward general activity (UDA)	-12
18/19 Contracted orthodontic activity (UOA)	0
Carry forward orthodontic activity (UOA)	0
Baseline contract value	£14,428.94

ACCESS*

Patients seen in 24 months	Total	Change since previous quarter
Quarter ending March 2018	406	
Quarter ending June 2018	401	↓
Quarter ending September 2018	397	→
Quarter ending December 2018	392	↓
Quarter ending March 2019	398	→
Variance since March 2018	(2.0%)	↓



ACTIVITY



Month	Adjusted Scheduled Activity (UDA)	
	2018	2019
April	36	12
May	82	121
June	103	209
July	290	284
August	475	393
September	516	467
October	526	534
November	708	743
December	739	760
January	857	915
February	857	985
March	1,023	1,031
April	1,102	
May	1,102	
June	1,102	

QUALITY

	Quantity	Base Number	Contract	AT	Region	England
% of FP17s for the same patient ID Re-attending within 3 months - Children	14	413	3.4%	10.3%	11.9%	11.8%
% of FP17s for the same patient ID Re-attending within 3 months - Adults	1	20	5.0%	15.6%	16.9%	15.7%
% of FP17s for the same patient ID Re-attending between 3 & 9 months - Children	202	413	48.9%	49.3%	48.9%	58.9%
% of FP17s for the same patient ID Re-attending between 3 & 9 months - Adults	9	20	45.0%	38.6%	38.9%	50.8%
% of FP17s for Band 1 Urgent Courses	1	401	0.2%	10.3%	10.7%	9.1%
% of FP17s Relating to Free Repair or Replacements	0	401	0.0%	0.6%	0.5%	0.8%
% of FP17s Relating to Continuations	0	401	0.0%	0.9%	0.7%	0.9%
% of Patients satisfied with the dentistry they have received	0	0	N/A	90.5%	89.1%	92.5%
% of Patients satisfied with the time they had to wait for an appointment	0	0	N/A	86.3%	83.1%	87.0%

* This is based on patients treated on this contract for their most recent course of treatment. Figures in italics indicate the base number of FP17s or Patient Questionnaire responses are less than 100. N/A is shown where the base number of responses is less than 10 during the period. % is calculated as Quantity/Base number*100

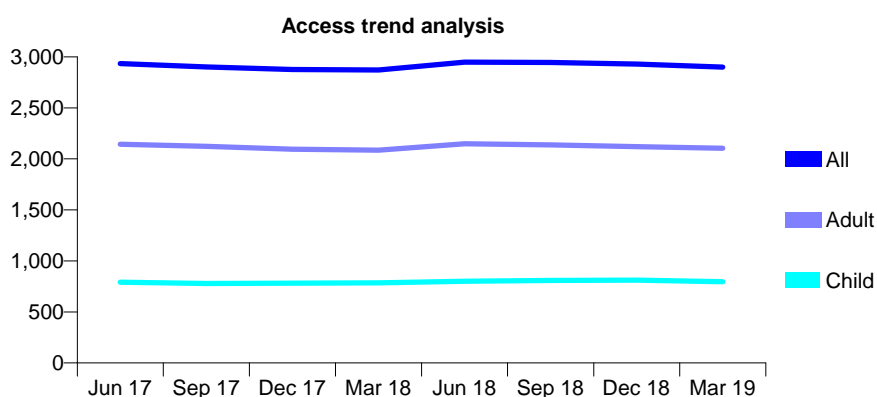
Q63 - Vital Signs At a Glance Contract Report for 766038/0002 - March 2019

Name or company name	MR VO AKINSOLA
Contract type name	GDS Contract
Purpose of contract	General
Contract start date	01/04/2006
Contract end date	

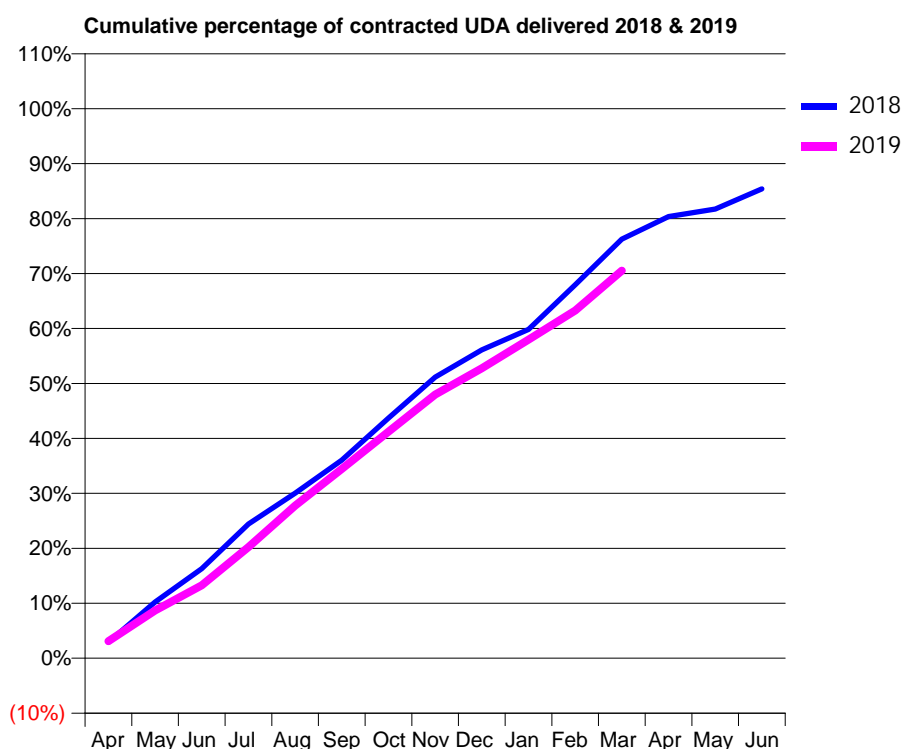
18/19 Contracted general activity (UDA)	12,000
Carry forward general activity (UDA)	0
18/19 Contracted orthodontic activity (UOA)	0
Carry forward orthodontic activity (UOA)	0
Baseline contract value	£389,056.90

ACCESS*

Patients seen in 24 months	Total	Change since previous quarter
Quarter ending March 2018	2,871	
Quarter ending June 2018	2,948	↑
Quarter ending September 2018	2,946	→
Quarter ending December 2018	2,930	→
Quarter ending March 2019	2,900	↓
Variance since March 2018	1.0%	→



ACTIVITY



Month	2018	2019
April	350	370
May	1,230	1,044
June	1,956	1,592
July	2,932	2,426
August	3,607	3,333
September	4,327	4,134
October	5,244	4,946
November	6,140	5,759
December	6,733	6,330
January	7,181	6,957
February	8,156	7,594
March	9,152	8,461
April	9,642	
May	9,806	
June	10,248	

QUALITY

	Quantity	Base Number	Contract	AT	Region	England
% of FP17s for the same patient ID Re-attending within 3 months - Children	40	763	5.2%	10.3%	11.9%	11.8%
% of FP17s for the same patient ID Re-attending within 3 months - Adults	272	1,933	14.1%	15.6%	16.9%	15.7%
% of FP17s for the same patient ID Re-attending between 3 & 9 months - Children	193	763	25.3%	49.3%	48.9%	58.9%
% of FP17s for the same patient ID Re-attending between 3 & 9 months - Adults	502	1,933	26.0%	38.6%	38.9%	50.8%
% of FP17s for Band 1 Urgent Courses	310	2,505	12.4%	10.3%	10.7%	9.1%
% of FP17s Relating to Free Repair or Replacements	21	2,505	0.8%	0.6%	0.5%	0.8%
% of FP17s Relating to Continuations	1	2,505	0.0%	0.9%	0.7%	0.9%
% of Patients satisfied with the dentistry they have received	0	0	N/A	90.5%	89.1%	92.5%
% of Patients satisfied with the time they had to wait for an appointment	0	0	N/A	86.3%	83.1%	87.0%

* This is based on patients treated on this contract for their most recent course of treatment. Figures in italics indicate the base number of FP17s or Patient Questionnaire responses are less than 100. N/A is shown where the base number of responses is less than 10 during the period. % is calculated as Quantity/Base number*100

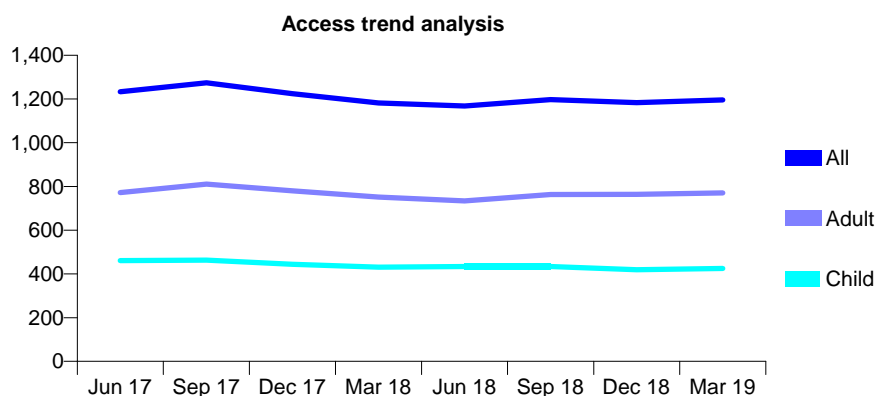
Q63 - Vital Signs At a Glance Contract Report for 766089/0001 - March 2019

Name or company name	MS G MOBAYEN
Contract type name	GDS Contract
Purpose of contract	General
Contract start date	01/04/2006
Contract end date	

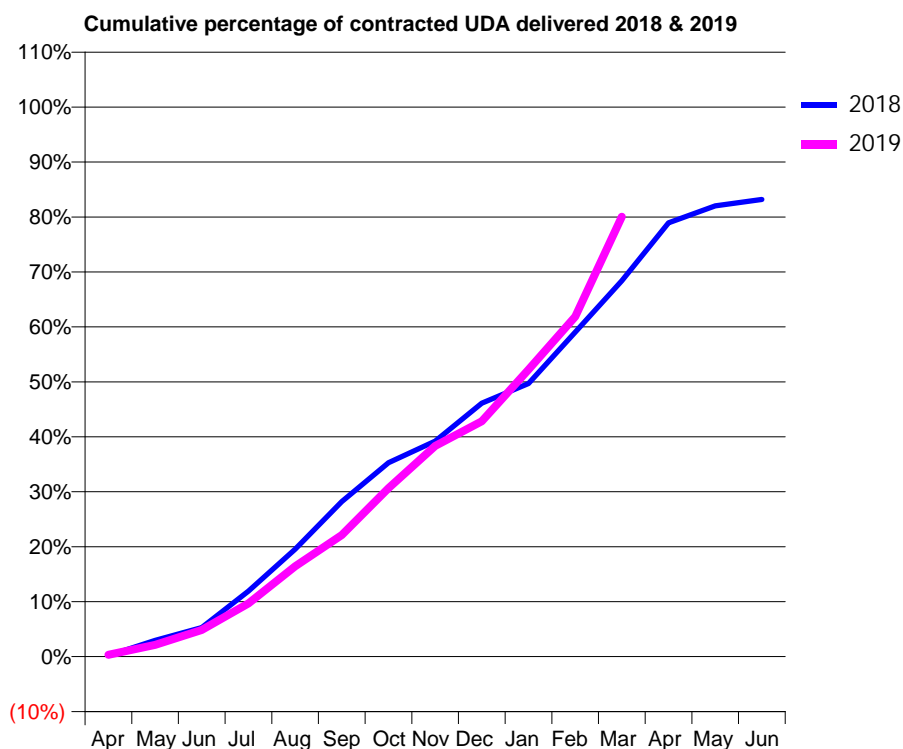
18/19 Contracted general activity (UDA)	7,689
Carry forward general activity (UDA)	0
18/19 Contracted orthodontic activity (UOA)	0
Carry forward orthodontic activity (UOA)	0
Baseline contract value	£227,559.74

ACCESS*

Patients seen in 24 months	Total	Change since previous quarter
Quarter ending March 2018	1,182	
Quarter ending June 2018	1,168	↓
Quarter ending September 2018	1,197	↑
Quarter ending December 2018	1,183	↓
Quarter ending March 2019	1,196	→
Variance since March 2018	1.2%	→



ACTIVITY



Month	Adjusted Scheduled Activity (UDA)	
	2018	2019
April	16	27
May	229	166
June	406	372
July	917	745
August	1,503	1,264
September	2,169	1,700
October	2,711	2,358
November	3,016	2,948
December	3,546	3,292
January	3,823	4,016
February	4,540	4,758
March	5,259	6,154
April	6,069	
May	6,305	
June	6,397	

QUALITY

	Quantity	Base Number	Contract	AT	Region	England
% of FP17s for the same patient ID Re-attending within 3 months - Children	21	450	4.7%	10.3%	11.9%	11.8%
% of FP17s for the same patient ID Re-attending within 3 months - Adults	85	657	12.9%	15.6%	16.9%	15.7%
% of FP17s for the same patient ID Re-attending between 3 & 9 months - Children	119	450	26.4%	49.3%	48.9%	58.9%
% of FP17s for the same patient ID Re-attending between 3 & 9 months - Adults	115	657	17.5%	38.6%	38.9%	50.8%
% of FP17s for Band 1 Urgent Courses	78	949	8.2%	10.3%	10.7%	9.1%
% of FP17s Relating to Free Repair or Replacements	0	949	0.0%	0.6%	0.5%	0.8%
% of FP17s Relating to Continuations	13	949	1.4%	0.9%	0.7%	0.9%
% of Patients satisfied with the dentistry they have received	2	2	N/A	90.5%	89.1%	92.5%
% of Patients satisfied with the time they had to wait for an appointment	2	2	N/A	86.3%	83.1%	87.0%

* This is based on patients treated on this contract for their most recent course of treatment. Figures in italics indicate the base number of FP17s or Patient Questionnaire responses are less than 100. N/A is shown where the base number of responses is less than 10 during the period. % is calculated as Quantity/Base number*100

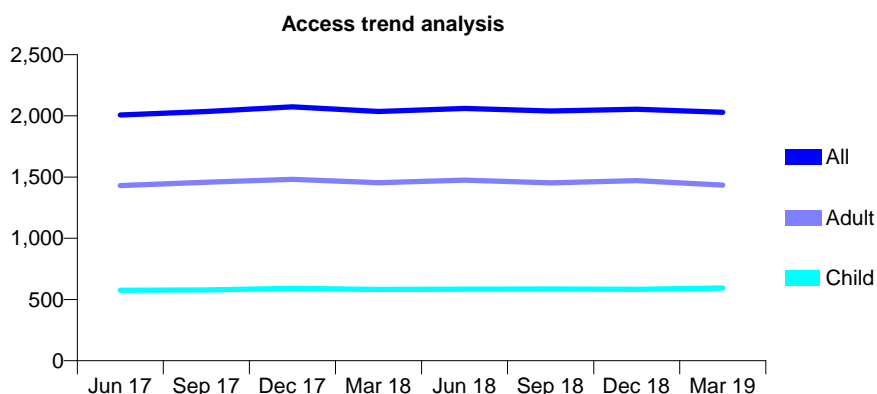
Q63 - Vital Signs At a Glance Contract Report for 766801/0001 - March 2019

Name or company name	MR D KOWLESSAR
Contract type name	GDS Contract
Purpose of contract	General
Contract start date	01/04/2006
Contract end date	

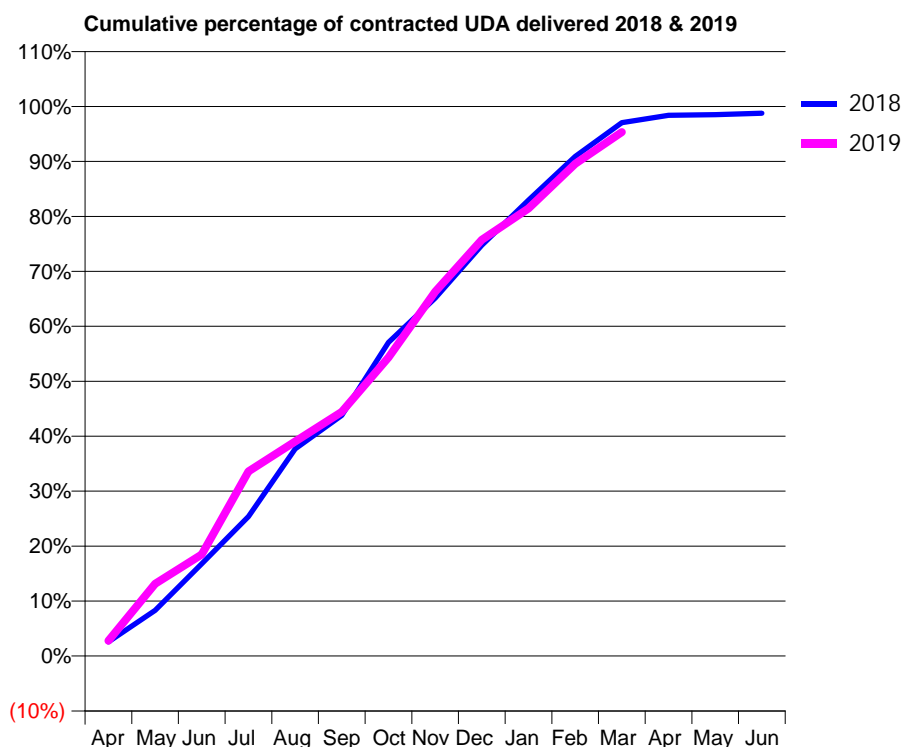
18/19 Contracted general activity (UDA)	7,250
Carry forward general activity (UDA)	90
18/19 Contracted orthodontic activity (UOA)	0
Carry forward orthodontic activity (UOA)	0
Baseline contract value	£198,633.62

ACCESS*

Patients seen in 24 months	Total	Change since previous quarter
Quarter ending March 2018	2,037	
Quarter ending June 2018	2,060	→
Quarter ending September 2018	2,040	→
Quarter ending December 2018	2,054	→
Quarter ending March 2019	2,029	↓
Variance since March 2018	(0.4%)	→



ACTIVITY



Month	Adjusted Scheduled Activity (UDA)	
	2018	2019
April	188	201
May	602	955
June	1,217	1,341
July	1,839	2,436
August	2,733	2,830
September	3,175	3,220
October	4,137	3,938
November	4,723	4,807
December	5,420	5,489
January	6,014	5,905
February	6,592	6,492
March	7,037	6,911
April	7,134	
May	7,142	
June	7,160	

QUALITY

	Quantity	Base Number	Contract	AT	Region	England
% of FP17s for the same patient ID Re-attending within 3 months - Children	47	802	5.9%	10.3%	11.9%	11.8%
% of FP17s for the same patient ID Re-attending within 3 months - Adults	197	1,466	13.4%	15.6%	16.9%	15.7%
% of FP17s for the same patient ID Re-attending between 3 & 9 months - Children	456	802	56.9%	49.3%	48.9%	58.9%
% of FP17s for the same patient ID Re-attending between 3 & 9 months - Adults	542	1,466	37.0%	38.6%	38.9%	50.8%
% of FP17s for Band 1 Urgent Courses	213	2,218	9.6%	10.3%	10.7%	9.1%
% of FP17s Relating to Free Repair or Replacements	20	2,218	0.9%	0.6%	0.5%	0.8%
% of FP17s Relating to Continuations	12	2,218	0.5%	0.9%	0.7%	0.9%
% of Patients satisfied with the dentistry they have received	0	0	N/A	90.5%	89.1%	92.5%
% of Patients satisfied with the time they had to wait for an appointment	0	0	N/A	86.3%	83.1%	87.0%

* This is based on patients treated on this contract for their most recent course of treatment. Figures in italics indicate the base number of FP17s or Patient Questionnaire responses are less than 100. N/A is shown where the base number of responses is less than 10 during the period. % is calculated as Quantity/Base number*100

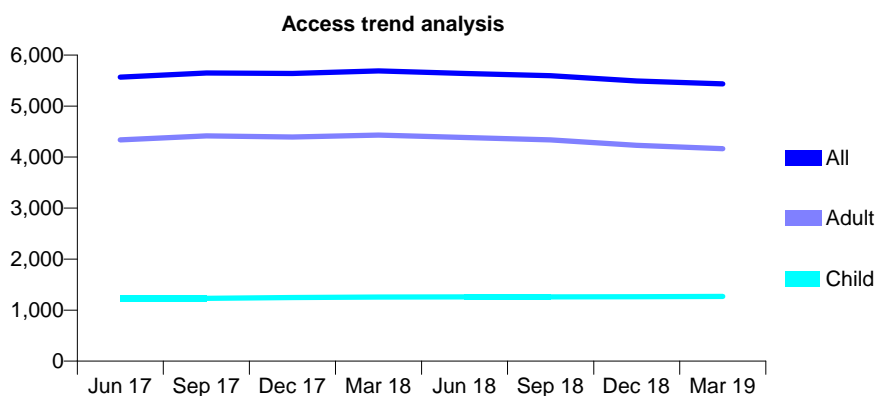
Q63 - Vital Signs At a Glance Contract Report for 767298/0001 - March 2019

Name or company name	MISS H KHAK-SERESHT
Contract type name	GDS Contract
Purpose of contract	General
Contract start date	01/04/2006
Contract end date	

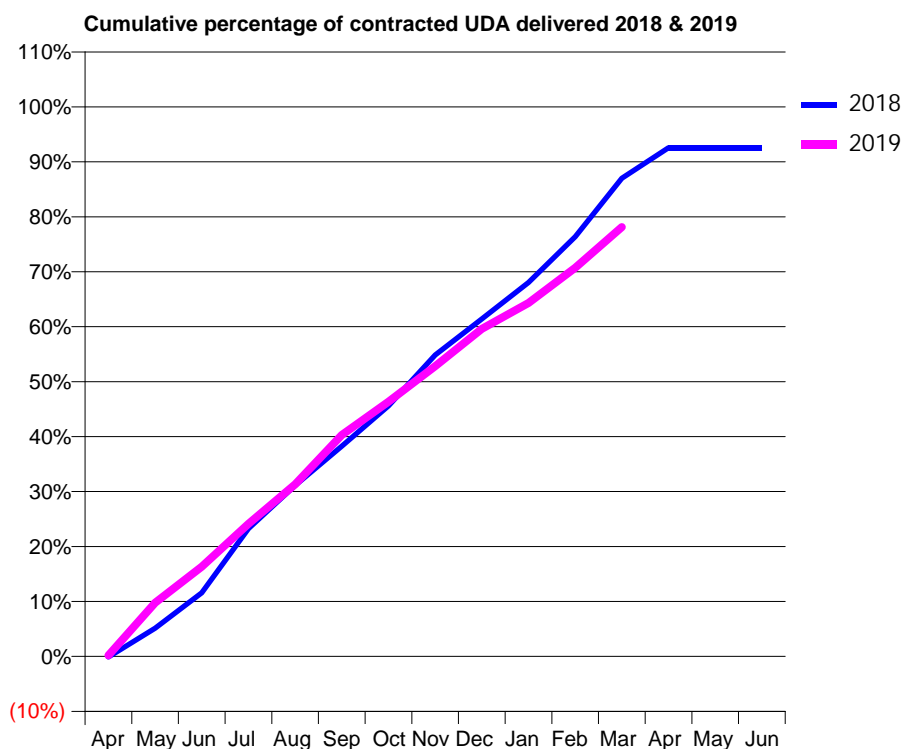
18/19 Contracted general activity (UDA)	19,500
Carry forward general activity (UDA)	0
18/19 Contracted orthodontic activity (UOA)	0
Carry forward orthodontic activity (UOA)	0
Baseline contract value	£598,718.34

ACCESS*

Patients seen in 24 months	Total	Change since previous quarter
Quarter ending March 2018	5,689	
Quarter ending June 2018	5,640	→
Quarter ending September 2018	5,595	→
Quarter ending December 2018	5,492	↓
Quarter ending March 2019	5,435	↓
Variance since March 2018	(4.5%)	↓



ACTIVITY



Month	Adjusted Scheduled Activity (UDA)	
	2018	2019
April	-28	41
May	1,005	1,903
June	2,257	3,180
July	4,535	4,704
August	6,067	6,106
September	7,460	7,857
October	8,888	9,039
November	10,696	10,299
December	11,972	11,623
January	13,270	12,542
February	14,895	13,793
March	16,968	15,237
April	18,052	
May	18,052	
June	18,052	

QUALITY

	Quantity	Base Number	Contract	AT	Region	England
% of FP17s for the same patient ID Re-attending within 3 months - Children	68	1,300	5.2%	10.3%	11.9%	11.8%
% of FP17s for the same patient ID Re-attending within 3 months - Adults	410	3,720	11.0%	15.6%	16.9%	15.7%
% of FP17s for the same patient ID Re-attending between 3 & 9 months - Children	507	1,300	39.0%	49.3%	48.9%	58.9%
% of FP17s for the same patient ID Re-attending between 3 & 9 months - Adults	1,211	3,720	32.6%	38.6%	38.9%	50.8%
% of FP17s for Band 1 Urgent Courses	496	4,799	10.3%	10.3%	10.7%	9.1%
% of FP17s Relating to Free Repair or Replacements	70	4,799	1.5%	0.6%	0.5%	0.8%
% of FP17s Relating to Continuations	58	4,799	1.2%	0.9%	0.7%	0.9%
% of Patients satisfied with the dentistry they have received	0	0	N/A	90.5%	89.1%	92.5%
% of Patients satisfied with the time they had to wait for an appointment	0	0	N/A	86.3%	83.1%	87.0%

* This is based on patients treated on this contract for their most recent course of treatment. Figures in italics indicate the base number of FP17s or Patient Questionnaire responses are less than 100. N/A is shown where the base number of responses is less than 10 during the period. % is calculated as Quantity/Base number*100

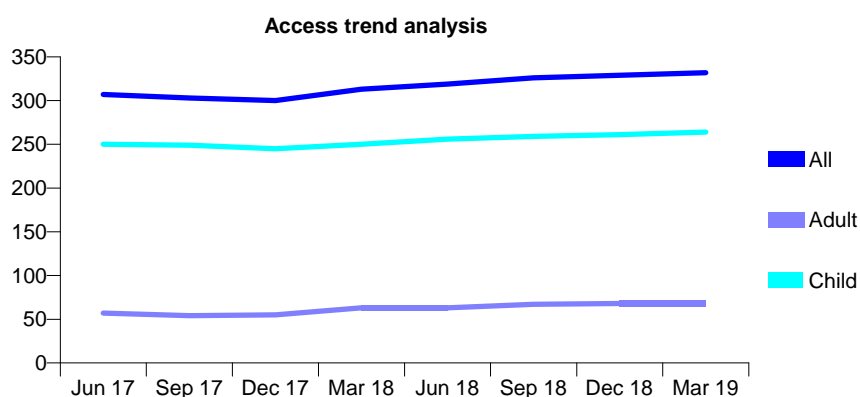
Q63 - Vital Signs At a Glance Contract Report for 771716/0001 - March 2019

Name or company name	MR JM METCALF
Contract type name	GDS Contract
Purpose of contract	General
Contract start date	01/04/2006
Contract end date	

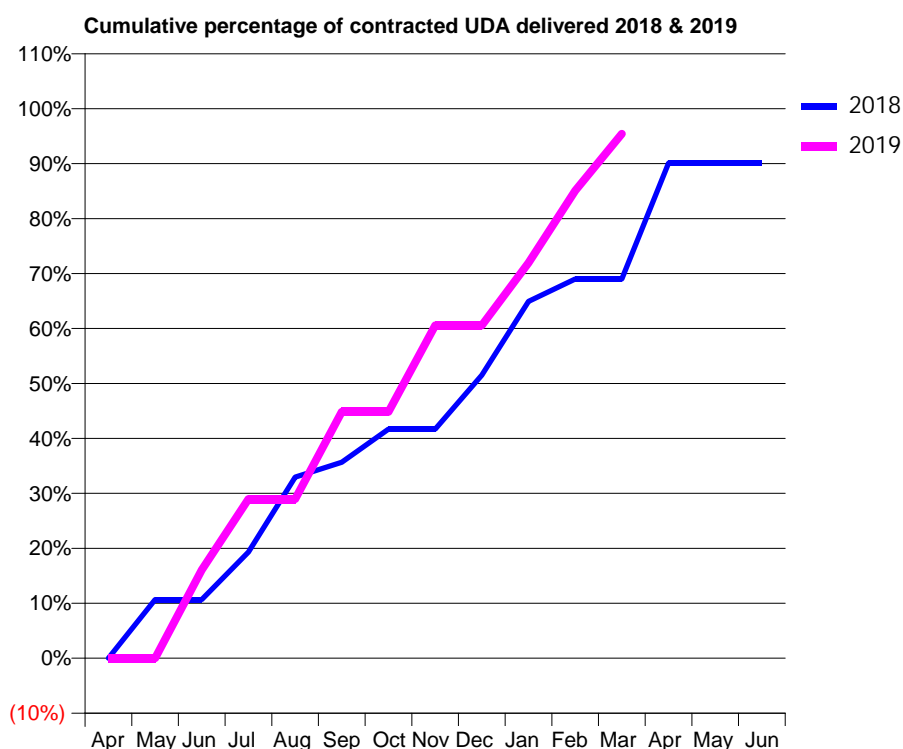
18/19 Contracted general activity (UDA)	1,031
Carry forward general activity (UDA)	0
18/19 Contracted orthodontic activity (UOA)	0
Carry forward orthodontic activity (UOA)	0
Baseline contract value	£28,915.19

ACCESS*

Patients seen in 24 months	Total	Change since previous quarter
Quarter ending March 2018	313	
Quarter ending June 2018	319	→
Quarter ending September 2018	326	↑
Quarter ending December 2018	329	→
Quarter ending March 2019	332	→
Variance since March 2018	6.1%	↑



ACTIVITY



Month	2018	2019
April	0	0
May	110	0
June	110	165
July	199	299
August	340	299
September	368	462
October	430	462
November	430	624
December	531	624
January	669	742
February	711	877
March	711	984
April	929	
May	929	
June	929	

QUALITY

	Quantity	Base Number	Contract	AT	Region	England
% of FP17s for the same patient ID Re-attending within 3 months - Children	22	378	5.8%	10.3%	11.9%	11.8%
% of FP17s for the same patient ID Re-attending within 3 months - Adults	11	69	15.9%	15.6%	16.9%	15.7%
% of FP17s for the same patient ID Re-attending between 3 & 9 months - Children	202	378	53.4%	49.3%	48.9%	58.9%
% of FP17s for the same patient ID Re-attending between 3 & 9 months - Adults	32	69	46.4%	38.6%	38.9%	50.8%
% of FP17s for Band 1 Urgent Courses	20	383	5.2%	10.3%	10.7%	9.1%
% of FP17s Relating to Free Repair or Replacements	0	383	0.0%	0.6%	0.5%	0.8%
% of FP17s Relating to Continuations	2	383	0.5%	0.9%	0.7%	0.9%
% of Patients satisfied with the dentistry they have received	0	0	N/A	90.5%	89.1%	92.5%
% of Patients satisfied with the time they had to wait for an appointment	0	0	N/A	86.3%	83.1%	87.0%

* This is based on patients treated on this contract for their most recent course of treatment.

Figures in italics indicate the base number of FP17s or Patient Questionnaire responses are less than 100. N/A is shown where the base number of responses is less than 10 during the period. % is calculated as Quantity/Base number*100

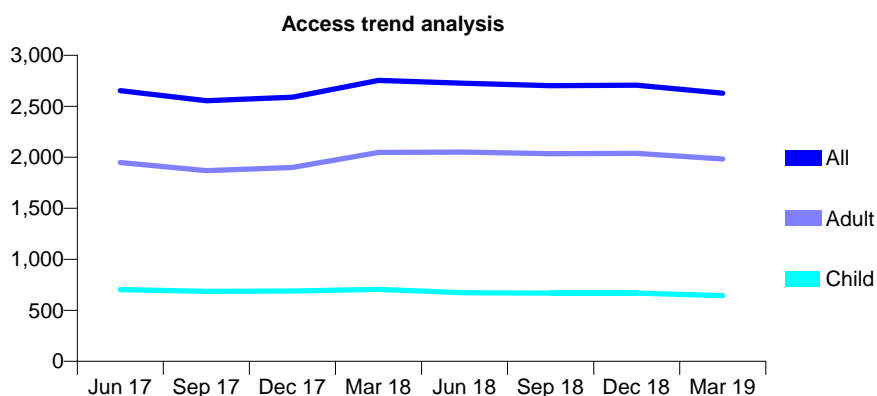
Q63 - Vital Signs At a Glance Contract Report for 771996/0003 - March 2019

Name or company name	MR H RAZBAN
Contract type name	GDS Contract
Purpose of contract	General
Contract start date	01/05/2013
Contract end date	

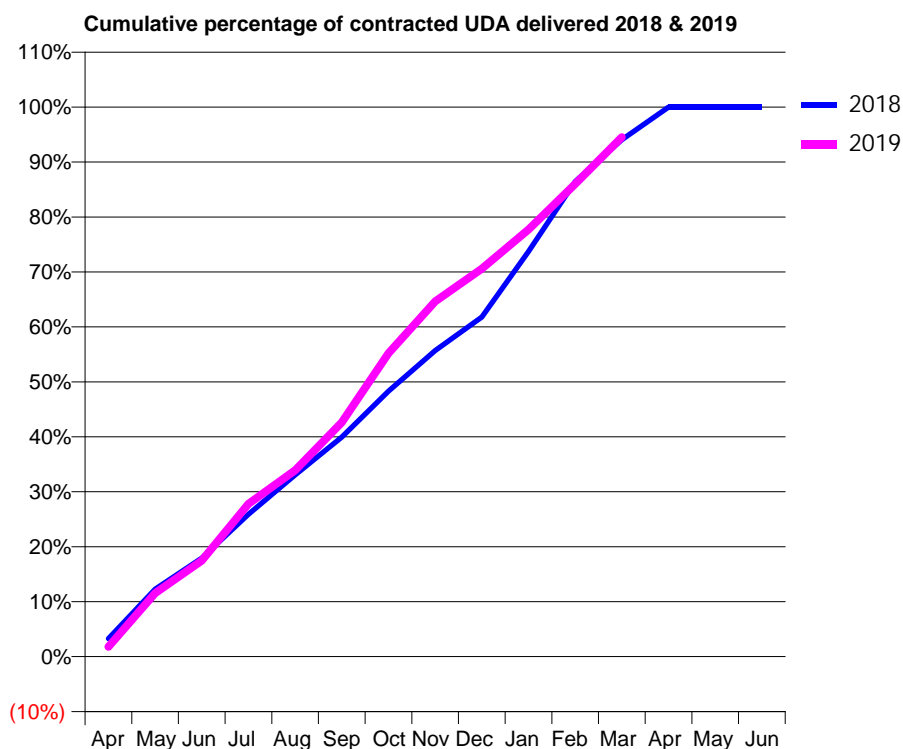
18/19 Contracted general activity (UDA)	6,700
Carry forward general activity (UDA)	1
18/19 Contracted orthodontic activity (UOA)	0
Carry forward orthodontic activity (UOA)	0
Baseline contract value	£163,444.92

ACCESS*

Patients seen in 24 months	Total	Change since previous quarter
Quarter ending March 2018	2,753	
Quarter ending June 2018	2,725	↓
Quarter ending September 2018	2,703	→
Quarter ending December 2018	2,707	→
Quarter ending March 2019	2,628	↓
Variance since March 2018	(4.5%)	↓



ACTIVITY



Month	Adjusted Scheduled Activity (UDA)	
	2018	2019
April	220	121
May	822	773
June	1,201	1,169
July	1,736	1,863
August	2,216	2,272
September	2,677	2,856
October	3,237	3,698
November	3,732	4,330
December	4,139	4,728
January	4,941	5,206
February	5,793	5,764
March	6,302	6,331
April	6,700	
May	6,699	
June	6,699	

QUALITY

	Quantity	Base Number	Contract	AT	Region	England
% of FP17s for the same patient ID Re-attending within 3 months - Children	17	670	2.5%	10.3%	11.9%	11.8%
% of FP17s for the same patient ID Re-attending within 3 months - Adults	62	1,789	3.5%	15.6%	16.9%	15.7%
% of FP17s for the same patient ID Re-attending between 3 & 9 months - Children	266	670	39.7%	49.3%	48.9%	58.9%
% of FP17s for the same patient ID Re-attending between 3 & 9 months - Adults	565	1,789	31.6%	38.6%	38.9%	50.8%
% of FP17s for Band 1 Urgent Courses	116	2,364	4.9%	10.3%	10.7%	9.1%
% of FP17s Relating to Free Repair or Replacements	3	2,364	0.1%	0.6%	0.5%	0.8%
% of FP17s Relating to Continuations	8	2,364	0.3%	0.9%	0.7%	0.9%
% of Patients satisfied with the dentistry they have received	0	0	N/A	90.5%	89.1%	92.5%
% of Patients satisfied with the time they had to wait for an appointment	0	0	N/A	86.3%	83.1%	87.0%

* This is based on patients treated on this contract for their most recent course of treatment. Figures in italics indicate the base number of FP17s or Patient Questionnaire responses are less than 100. N/A is shown where the base number of responses is less than 10 during the period. % is calculated as Quantity/Base number*100

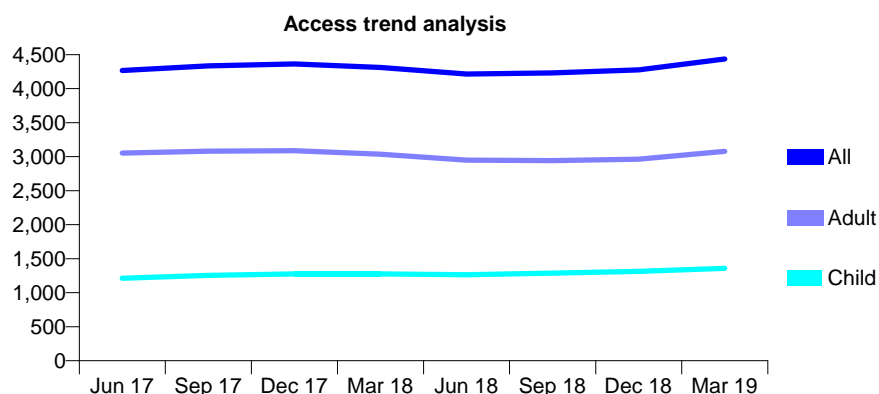
Q63 - Vital Signs At a Glance Contract Report for 772046/0001 - March 2019

Name or company name	MR A PATEL
Contract type name	GDS Contract
Purpose of contract	General
Contract start date	01/03/2015
Contract end date	

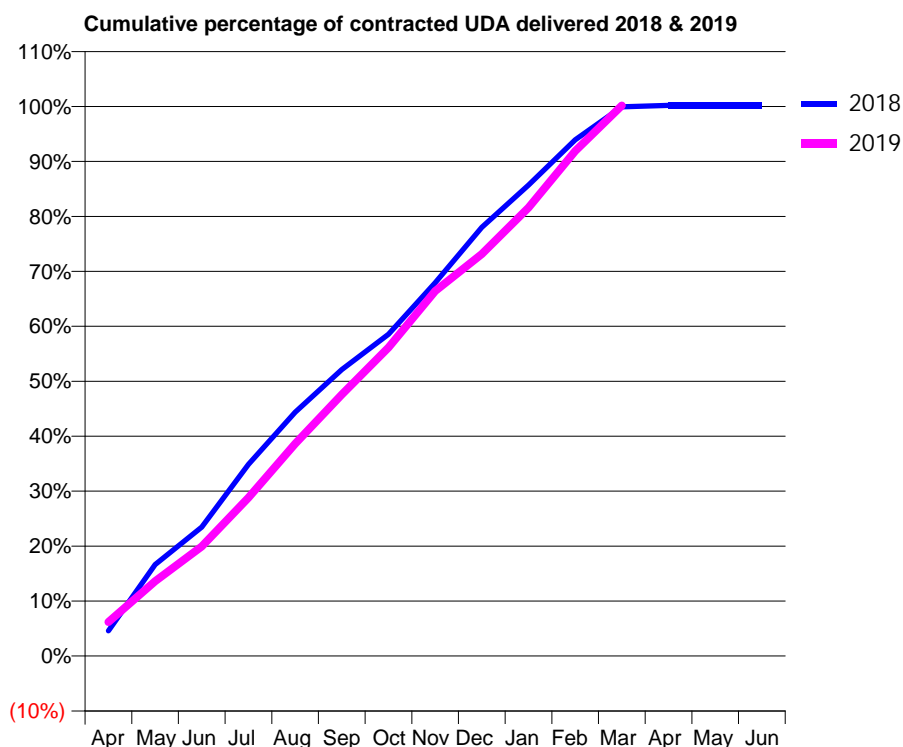
18/19 Contracted general activity (UDA)	8,500
Carry forward general activity (UDA)	-16
18/19 Contracted orthodontic activity (UOA)	0
Carry forward orthodontic activity (UOA)	0
Baseline contract value	£229,280.82

ACCESS*

Patients seen in 24 months	Total	Change since previous quarter
Quarter ending March 2018	4,313	
Quarter ending June 2018	4,215	↓
Quarter ending September 2018	4,232	→
Quarter ending December 2018	4,278	→
Quarter ending March 2019	4,437	↑
Variance since March 2018	2.9%	↑



ACTIVITY



Month	Adjusted Scheduled Activity (UDA)	
	2018	2019
April	392	527
May	1,417	1,158
June	1,993	1,694
July	2,966	2,450
August	3,771	3,284
September	4,429	4,045
October	4,977	4,772
November	5,775	5,644
December	6,631	6,215
January	7,285	6,934
February	7,984	7,809
March	8,496	8,513
April	8,516	
May	8,516	
June	8,516	

QUALITY

	Quantity	Base Number	Contract	AT	Region	England
% of FP17s for the same patient ID Re-attending within 3 months - Children	123	1,725	7.1%	10.3%	11.9%	11.8%
% of FP17s for the same patient ID Re-attending within 3 months - Adults	529	3,419	15.5%	15.6%	16.9%	15.7%
% of FP17s for the same patient ID Re-attending between 3 & 9 months - Children	926	1,725	53.7%	49.3%	48.9%	58.9%
% of FP17s for the same patient ID Re-attending between 3 & 9 months - Adults	1,295	3,419	37.9%	38.6%	38.9%	50.8%
% of FP17s for Band 1 Urgent Courses	806	5,130	15.7%	10.3%	10.7%	9.1%
% of FP17s Relating to Free Repair or Replacements	17	5,130	0.3%	0.6%	0.5%	0.8%
% of FP17s Relating to Continuations	43	5,130	0.8%	0.9%	0.7%	0.9%
% of Patients satisfied with the dentistry they have received	0	0	N/A	90.5%	89.1%	92.5%
% of Patients satisfied with the time they had to wait for an appointment	0	0	N/A	86.3%	83.1%	87.0%

* This is based on patients treated on this contract for their most recent course of treatment. Figures in italics indicate the base number of FP17s or Patient Questionnaire responses are less than 100. N/A is shown where the base number of responses is less than 10 during the period. % is calculated as Quantity/Base number*100

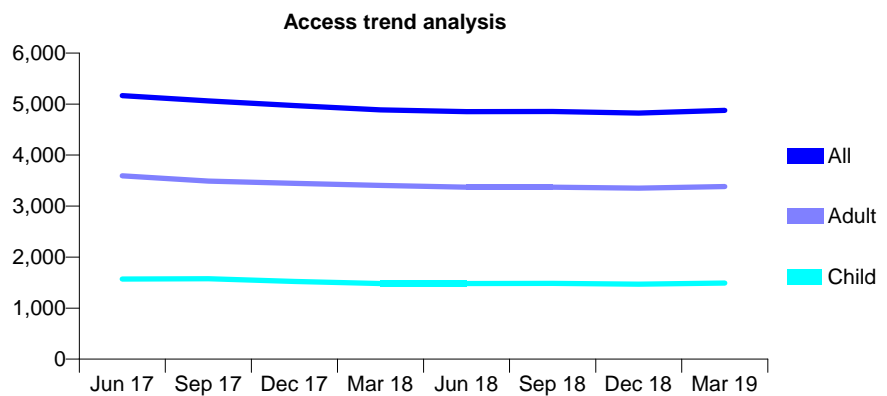
Q63 - Vital Signs At a Glance Contract Report for 772283/0001 - March 2019

Name or company name	Figges Marsh Dental Practice
Contract type name	GDS Contract
Purpose of contract	General
Contract start date	01/04/2006
Contract end date	

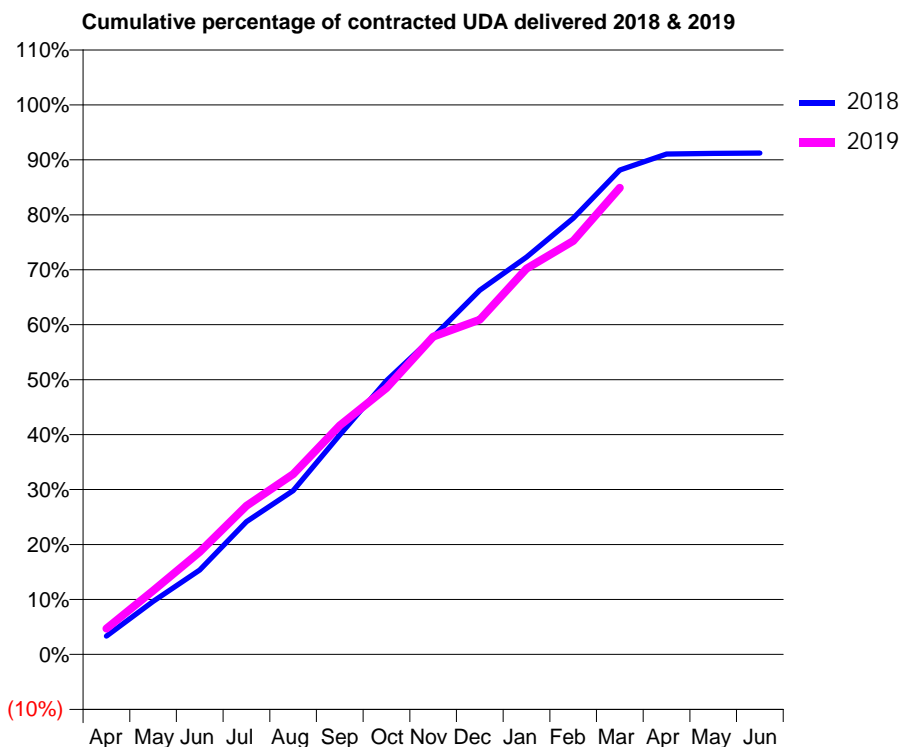
18/19 Contracted general activity (UDA)	17,000
Carry forward general activity (UDA)	0
18/19 Contracted orthodontic activity (UOA)	0
Carry forward orthodontic activity (UOA)	0
Baseline contract value	£439,698.96

ACCESS*

Patients seen in 24 months	Total	Change since previous quarter
Quarter ending March 2018	4,887	
Quarter ending June 2018	4,851	→
Quarter ending September 2018	4,857	→
Quarter ending December 2018	4,823	→
Quarter ending March 2019	4,876	→
Variance since March 2018	(0.2%)	→



ACTIVITY



Month	Adjusted Scheduled Activity (UDA)	
	2018	2019
April	567	798
May	1,641	1,974
June	2,615	3,172
July	4,108	4,600
August	5,068	5,577
September	6,794	7,082
October	8,466	8,239
November	9,825	9,827
December	11,263	10,358
January	12,290	11,933
February	13,491	12,793
March	14,982	14,433
April	15,476	
May	15,496	
June	15,509	

QUALITY

	Quantity	Base Number	Contract	AT	Region	England
% of FP17s for the same patient ID Re-attending within 3 months - Children	128	1,794	7.1%	10.3%	11.9%	11.8%
% of FP17s for the same patient ID Re-attending within 3 months - Adults	598	3,459	17.3%	15.6%	16.9%	15.7%
% of FP17s for the same patient ID Re-attending between 3 & 9 months - Children	868	1,794	48.4%	49.3%	48.9%	58.9%
% of FP17s for the same patient ID Re-attending between 3 & 9 months - Adults	1,090	3,459	31.5%	38.6%	38.9%	50.8%
% of FP17s for Band 1 Urgent Courses	707	5,050	14.0%	10.3%	10.7%	9.1%
% of FP17s Relating to Free Repair or Replacements	12	5,050	0.2%	0.6%	0.5%	0.8%
% of FP17s Relating to Continuations	20	5,050	0.4%	0.9%	0.7%	0.9%
% of Patients satisfied with the dentistry they have received	0	0	N/A	90.5%	89.1%	92.5%
% of Patients satisfied with the time they had to wait for an appointment	0	0	N/A	86.3%	83.1%	87.0%

* This is based on patients treated on this contract for their most recent course of treatment. Figures in italics indicate the base number of FP17s or Patient Questionnaire responses are less than 100. N/A is shown where the base number of responses is less than 10 during the period. % is calculated as Quantity/Base number*100

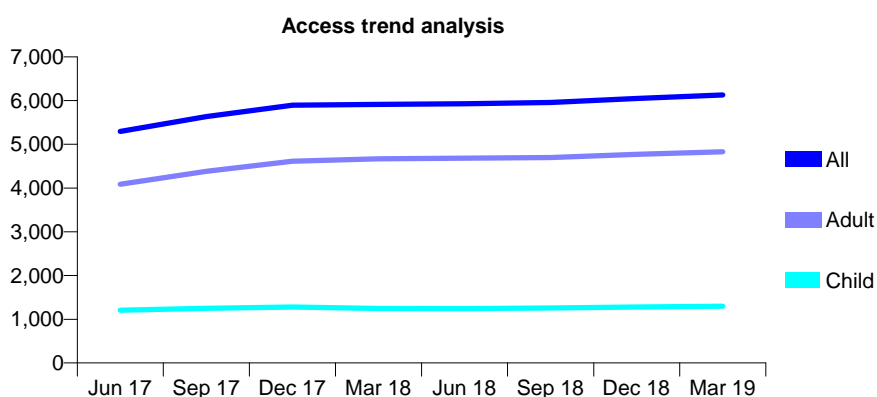
Q63 - Vital Signs At a Glance Contract Report for 775215/0010 - March 2019

Name or company name	MR C PATEL
Contract type name	GDS Contract
Purpose of contract	General and Orthodontic
Contract start date	01/01/2016
Contract end date	

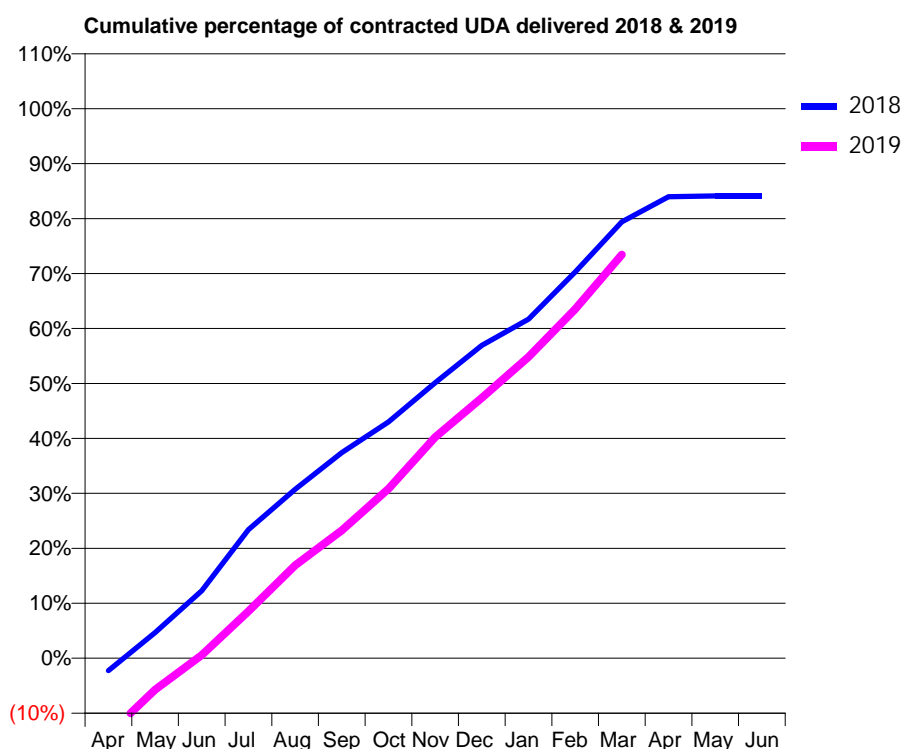
18/19 Contracted general activity (UDA)	23,346
Carry forward general activity (UDA)	3,708
18/19 Contracted orthodontic activity (UOA)	326
Carry forward orthodontic activity (UOA)	-7
Baseline contract value	£778,544.33

ACCESS*

Patients seen in 24 months	Total	Change since previous quarter
Quarter ending March 2018	5,913	
Quarter ending June 2018	5,928	→
Quarter ending September 2018	5,956	→
Quarter ending December 2018	6,050	→
Quarter ending March 2019	6,128	→
Variance since March 2018	3.6%	↑



ACTIVITY



Month	Adjusted Scheduled Activity (UDA)	
	2018	2019
April	-527	-3,236
May	1,092	-1,340
June	2,865	136
July	5,466	1,995
August	7,175	3,943
September	8,736	5,431
October	10,039	7,197
November	11,701	9,388
December	13,290	11,063
January	14,402	12,800
February	16,412	14,833
March	18,539	17,141
April	19,607	
May	19,638	
June	19,638	

QUALITY

	Quantity	Base Number	Contract	AT	Region	England
% of FP17s for the same patient ID Re-attending within 3 months - Children	192	1,736	11.1%	10.3%	11.9%	11.8%
% of FP17s for the same patient ID Re-attending within 3 months - Adults	728	5,569	13.1%	15.6%	16.9%	15.7%
% of FP17s for the same patient ID Re-attending between 3 & 9 months - Children	706	1,736	40.7%	49.3%	48.9%	58.9%
% of FP17s for the same patient ID Re-attending between 3 & 9 months - Adults	2,147	5,569	38.6%	38.6%	38.9%	50.8%
% of FP17s for Band 1 Urgent Courses	837	6,891	12.1%	10.3%	10.7%	9.1%
% of FP17s Relating to Free Repair or Replacements	30	6,891	0.4%	0.6%	0.5%	0.8%
% of FP17s Relating to Continuations	54	6,891	0.8%	0.9%	0.7%	0.9%
% of Patients satisfied with the dentistry they have received	1	1	N/A	90.5%	89.1%	92.5%
% of Patients satisfied with the time they had to wait for an appointment	1	1	N/A	86.3%	83.1%	87.0%

* This is based on patients treated on this contract for their most recent course of treatment. Figures in italics indicate the base number of FP17s or Patient Questionnaire responses are less than 100. N/A is shown where the base number of responses is less than 10 during the period. % is calculated as Quantity/Base number*100

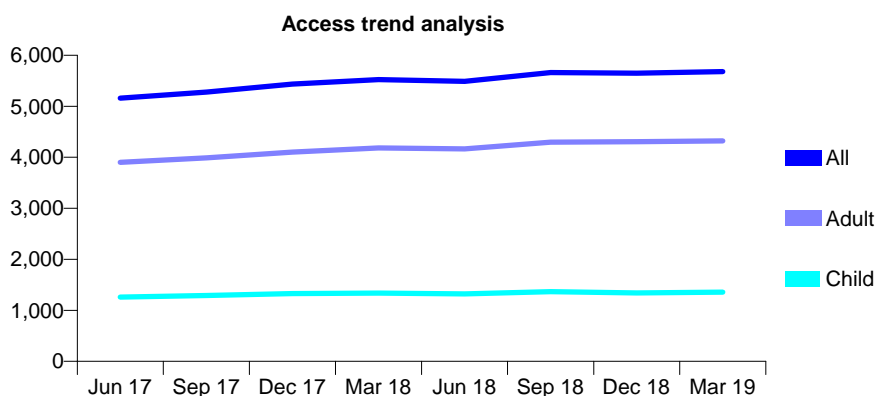
Q63 - Vital Signs At a Glance Contract Report for 775304/0001 - March 2019

Name or company name	Mrs Megha Deval
Contract type name	GDS Contract
Purpose of contract	General
Contract start date	19/04/2008
Contract end date	

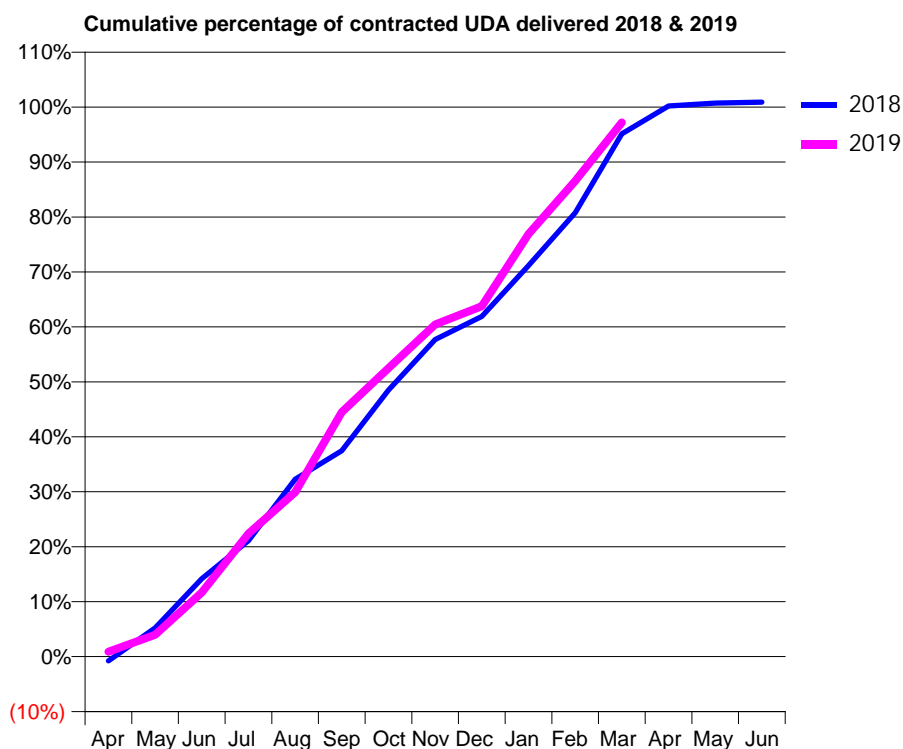
18/19 Contracted general activity (UDA)	15,500
Carry forward general activity (UDA)	-137
18/19 Contracted orthodontic activity (UOA)	0
Carry forward orthodontic activity (UOA)	0
Baseline contract value	£361,565.40

ACCESS*

Patients seen in 24 months	Total	Change since previous quarter
Quarter ending March 2018	5,523	
Quarter ending June 2018	5,488	→
Quarter ending September 2018	5,661	↑
Quarter ending December 2018	5,649	→
Quarter ending March 2019	5,681	→
Variance since March 2018	2.9%	↑



ACTIVITY



Month	Adjusted Scheduled Activity (UDA)	
	2018	2019
April	-124	137
May	810	619
June	2,197	1,809
July	3,269	3,469
August	5,004	4,638
September	5,807	6,896
October	7,517	8,139
November	8,944	9,368
December	9,592	9,883
January	11,029	11,916
February	12,521	13,418
March	14,748	15,065
April	15,528	
May	15,610	
June	15,637	

QUALITY

	Quantity	Base Number	Contract	AT	Region	England
% of FP17s for the same patient ID Re-attending within 3 months - Children	133	1,448	9.2%	10.3%	11.9%	11.8%
% of FP17s for the same patient ID Re-attending within 3 months - Adults	703	4,345	16.2%	15.6%	16.9%	15.7%
% of FP17s for the same patient ID Re-attending between 3 & 9 months - Children	472	1,448	32.6%	49.3%	48.9%	58.9%
% of FP17s for the same patient ID Re-attending between 3 & 9 months - Adults	1,230	4,345	28.3%	38.6%	38.9%	50.8%
% of FP17s for Band 1 Urgent Courses	729	5,499	13.3%	10.3%	10.7%	9.1%
% of FP17s Relating to Free Repair or Replacements	49	5,499	0.9%	0.6%	0.5%	0.8%
% of FP17s Relating to Continuations	68	5,499	1.2%	0.9%	0.7%	0.9%
% of Patients satisfied with the dentistry they have received	0	0	N/A	90.5%	89.1%	92.5%
% of Patients satisfied with the time they had to wait for an appointment	0	0	N/A	86.3%	83.1%	87.0%

* This is based on patients treated on this contract for their most recent course of treatment. Figures in italics indicate the base number of FP17s or Patient Questionnaire responses are less than 100. N/A is shown where the base number of responses is less than 10 during the period. % is calculated as Quantity/Base number*100

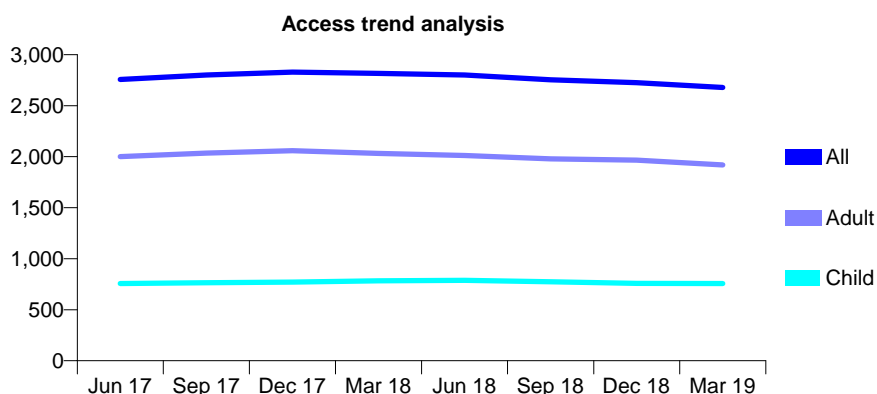
Q63 - Vital Signs At a Glance Contract Report for 776513/0002 - March 2019

Name or company name	MS P GUPTA
Contract type name	GDS Contract
Purpose of contract	General
Contract start date	09/03/2007
Contract end date	

18/19 Contracted general activity (UDA)	7,716
Carry forward general activity (UDA)	0
18/19 Contracted orthodontic activity (UOA)	0
Carry forward orthodontic activity (UOA)	0
Baseline contract value	£204,543.46

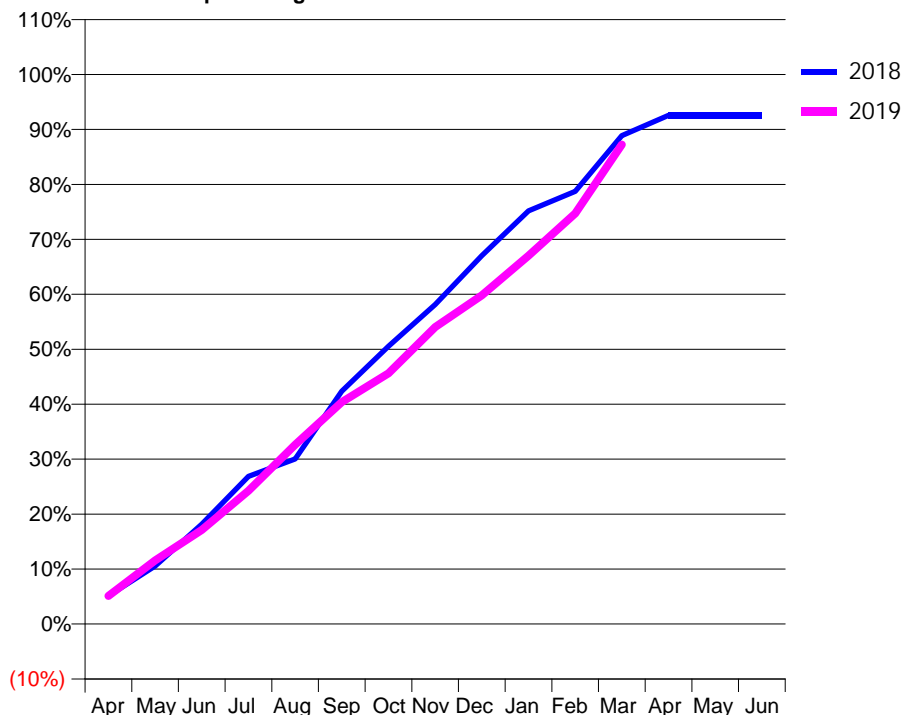
ACCESS*

Patients seen in 24 months	Total	Change since previous quarter
Quarter ending March 2018	2,816	
Quarter ending June 2018	2,801	→
Quarter ending September 2018	2,753	↓
Quarter ending December 2018	2,726	→
Quarter ending March 2019	2,678	↓
Variance since March 2018	(4.9%)	↓



ACTIVITY

Cumulative percentage of contracted UDA delivered 2018 & 2019



Adjusted Scheduled Activity (UDA)

Month	2018	2019
April	395	394
May	815	894
June	1,402	1,321
July	2,074	1,872
August	2,317	2,517
September	3,268	3,116
October	3,900	3,519
November	4,485	4,169
December	5,173	4,614
January	5,801	5,171
February	6,076	5,765
March	6,857	6,730
April	7,143	
May	7,142	
June	7,142	

QUALITY

	Quantity	Base Number	Contract	AT	Region	England
% of FP17s for the same patient ID Re-attending within 3 months - Children	104	1,055	9.9%	10.3%	11.9%	11.8%
% of FP17s for the same patient ID Re-attending within 3 months - Adults	475	2,619	18.1%	15.6%	16.9%	15.7%
% of FP17s for the same patient ID Re-attending between 3 & 9 months - Children	558	1,055	52.9%	49.3%	48.9%	58.9%
% of FP17s for the same patient ID Re-attending between 3 & 9 months - Adults	1,247	2,619	47.6%	38.6%	38.9%	50.8%
% of FP17s for Band 1 Urgent Courses	304	3,521	8.6%	10.3%	10.7%	9.1%
% of FP17s Relating to Free Repair or Replacements	40	3,521	1.1%	0.6%	0.5%	0.8%
% of FP17s Relating to Continuations	79	3,521	2.2%	0.9%	0.7%	0.9%
% of Patients satisfied with the dentistry they have received	1	1	N/A	90.5%	89.1%	92.5%
% of Patients satisfied with the time they had to wait for an appointment	1	1	N/A	86.3%	83.1%	87.0%

* This is based on patients treated on this contract for their most recent course of treatment.

Figures in italics indicate the base number of FP17s or Patient Questionnaire responses are less than 100. N/A is shown where the base number of responses is less than 10 during the period. % is calculated as Quantity/Base number*100

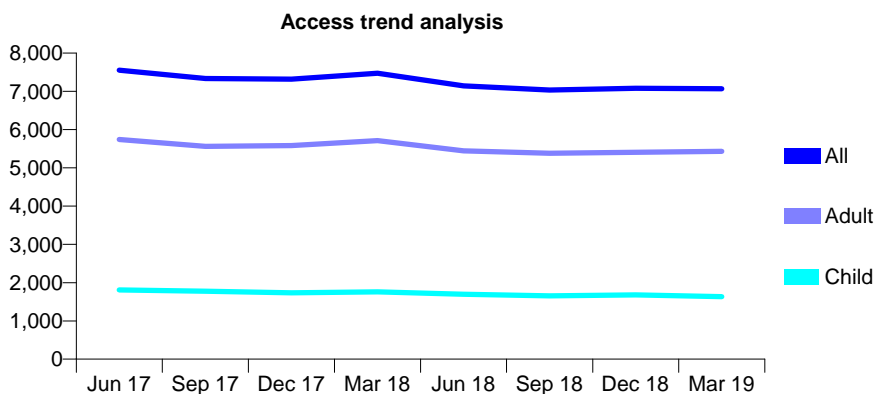
Q63 - Vital Signs At a Glance Contract Report for 781584/0001 - March 2019

Name or company name	MR M KANANI
Contract type name	GDS Contract
Purpose of contract	General
Contract start date	01/04/2007
Contract end date	

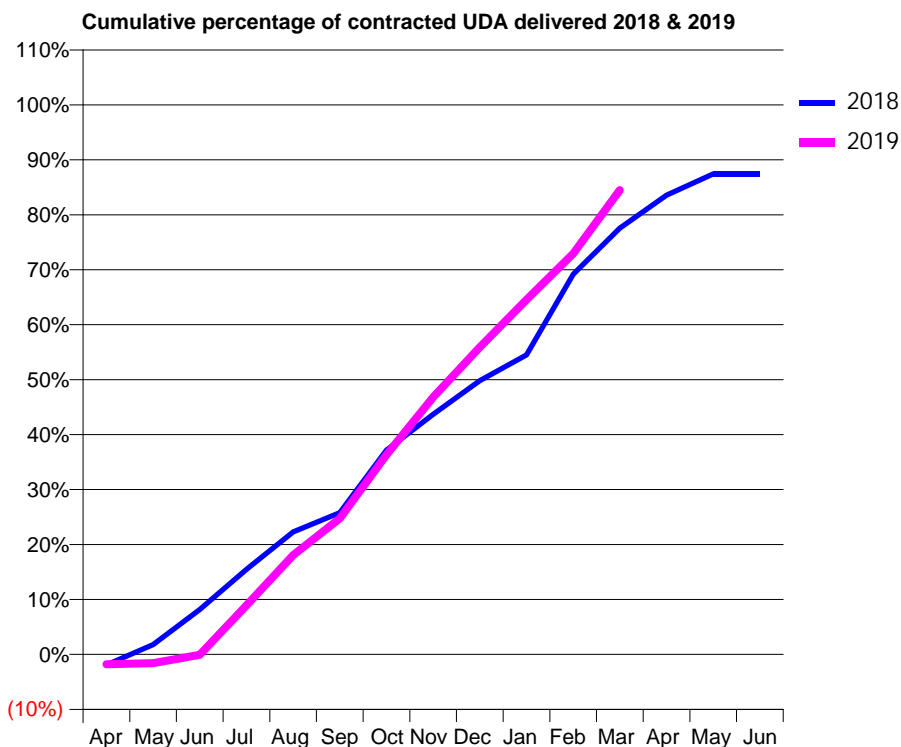
18/19 Contracted general activity (UDA)	26,302
Carry forward general activity (UDA)	478
18/19 Contracted orthodontic activity (UOA)	0
Carry forward orthodontic activity (UOA)	0
Baseline contract value	£716,735.36

ACCESS*

Patients seen in 24 months	Total	Change since previous quarter
Quarter ending March 2018	7,472	
Quarter ending June 2018	7,141	↓
Quarter ending September 2018	7,033	↓
Quarter ending December 2018	7,083	→
Quarter ending March 2019	7,067	→
Variance since March 2018	(5.4%)	↓



ACTIVITY



Month	2018	2019
April	-509	-478
May	472	-421
June	2,151	-19
July	4,068	2,345
August	5,864	4,751
September	6,784	6,505
October	9,779	9,556
November	11,491	12,316
December	13,101	14,703
January	14,333	16,976
February	18,191	19,184
March	20,402	22,221
April	21,976	
May	23,000	
June	23,000	

QUALITY

	Quantity	Base Number	Contract	AT	Region	England
% of FP17s for the same patient ID Re-attending within 3 months - Children	195	1,743	11.2%	10.3%	11.9%	11.8%
% of FP17s for the same patient ID Re-attending within 3 months - Adults	973	5,693	17.1%	15.6%	16.9%	15.7%
% of FP17s for the same patient ID Re-attending between 3 & 9 months - Children	513	1,743	29.4%	49.3%	48.9%	58.9%
% of FP17s for the same patient ID Re-attending between 3 & 9 months - Adults	1,494	5,693	26.2%	38.6%	38.9%	50.8%
% of FP17s for Band 1 Urgent Courses	1,200	6,415	18.7%	10.3%	10.7%	9.1%
% of FP17s Relating to Free Repair or Replacements	0	6,415	0.0%	0.6%	0.5%	0.8%
% of FP17s Relating to Continuations	76	6,415	1.2%	0.9%	0.7%	0.9%
% of Patients satisfied with the dentistry they have received	2	2	N/A	90.5%	89.1%	92.5%
% of Patients satisfied with the time they had to wait for an appointment	2	2	N/A	86.3%	83.1%	87.0%

* This is based on patients treated on this contract for their most recent course of treatment. Figures in italics indicate the base number of FP17s or Patient Questionnaire responses are less than 100. N/A is shown where the base number of responses is less than 10 during the period. % is calculated as Quantity/Base number*100

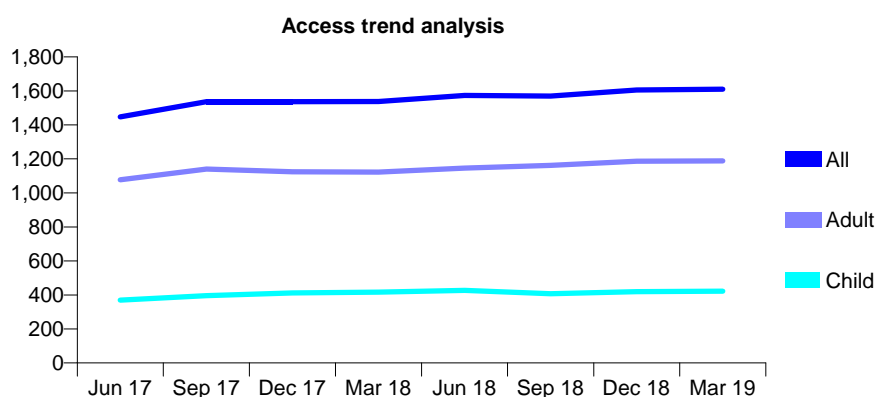
Q63 - Vital Signs At a Glance Contract Report for 781789/0001 - March 2019

Name or company name	L Haghogozar & Mohammed Najafi
Contract type name	GDS Contract
Purpose of contract	General
Contract start date	01/04/2006
Contract end date	

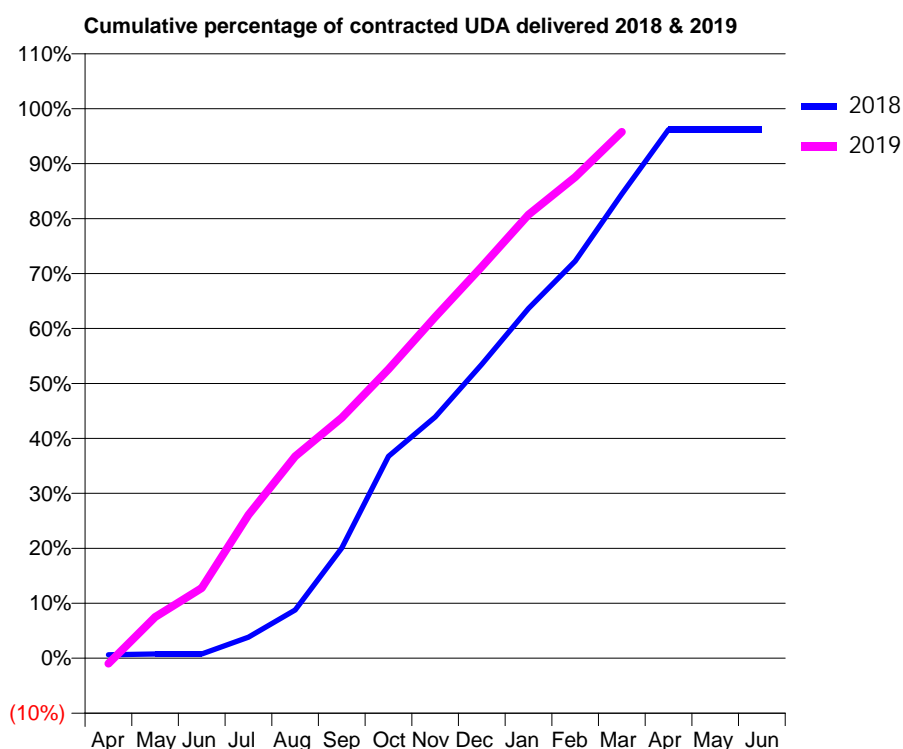
18/19 Contracted general activity (UDA)	5,596
Carry forward general activity (UDA)	212
18/19 Contracted orthodontic activity (UOA)	0
Carry forward orthodontic activity (UOA)	0
Baseline contract value	£161,793.65

ACCESS*

Patients seen in 24 months	Total	Change since previous quarter
Quarter ending March 2018	1,538	
Quarter ending June 2018	1,573	↑
Quarter ending September 2018	1,569	→
Quarter ending December 2018	1,605	↑
Quarter ending March 2019	1,610	→
Variance since March 2018	4.7%	↑



ACTIVITY



Month	2018	2019
April	36	-55
May	42	420
June	42	715
July	215	1,459
August	491	2,057
September	1,123	2,449
October	2,057	2,942
November	2,457	3,476
December	2,992	3,986
January	3,561	4,518
February	4,043	4,900
March	4,726	5,360
April	5,384	
May	5,384	
June	5,384	

QUALITY

	Quantity	Base Number	Contract	AT	Region	England
% of FP17s for the same patient ID Re-attending within 3 months - Children	34	521	6.5%	10.3%	11.9%	11.8%
% of FP17s for the same patient ID Re-attending within 3 months - Adults	207	1,386	14.9%	15.6%	16.9%	15.7%
% of FP17s for the same patient ID Re-attending between 3 & 9 months - Children	232	521	44.5%	49.3%	48.9%	58.9%
% of FP17s for the same patient ID Re-attending between 3 & 9 months - Adults	525	1,386	37.9%	38.6%	38.9%	50.8%
% of FP17s for Band 1 Urgent Courses	235	1,762	13.3%	10.3%	10.7%	9.1%
% of FP17s Relating to Free Repair or Replacements	3	1,762	0.2%	0.6%	0.5%	0.8%
% of FP17s Relating to Continuations	5	1,762	0.3%	0.9%	0.7%	0.9%
% of Patients satisfied with the dentistry they have received	0	0	N/A	90.5%	89.1%	92.5%
% of Patients satisfied with the time they had to wait for an appointment	0	0	N/A	86.3%	83.1%	87.0%

* This is based on patients treated on this contract for their most recent course of treatment.

Figures in italics indicate the base number of FP17s or Patient Questionnaire responses are less than 100. N/A is shown where the base number of responses is less than 10 during the period. % is calculated as Quantity/Base number*100

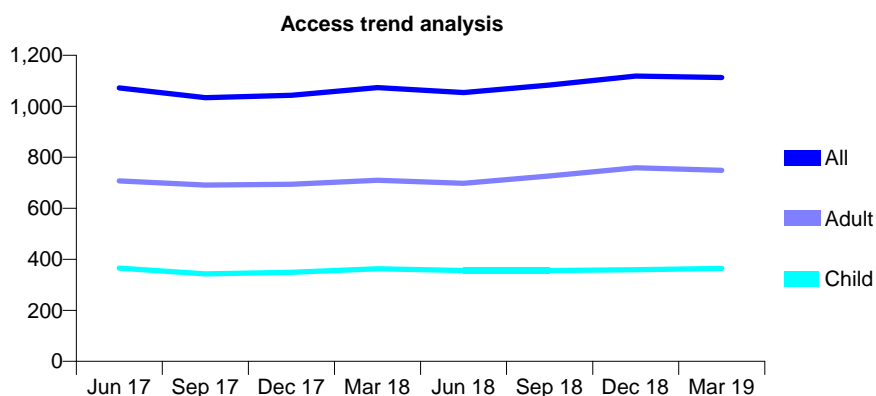
Q63 - Vital Signs At a Glance Contract Report for 781819/0001 - March 2019

Name or company name	MRS I AZENABOR
Contract type name	GDS Contract
Purpose of contract	General
Contract start date	01/04/2011
Contract end date	

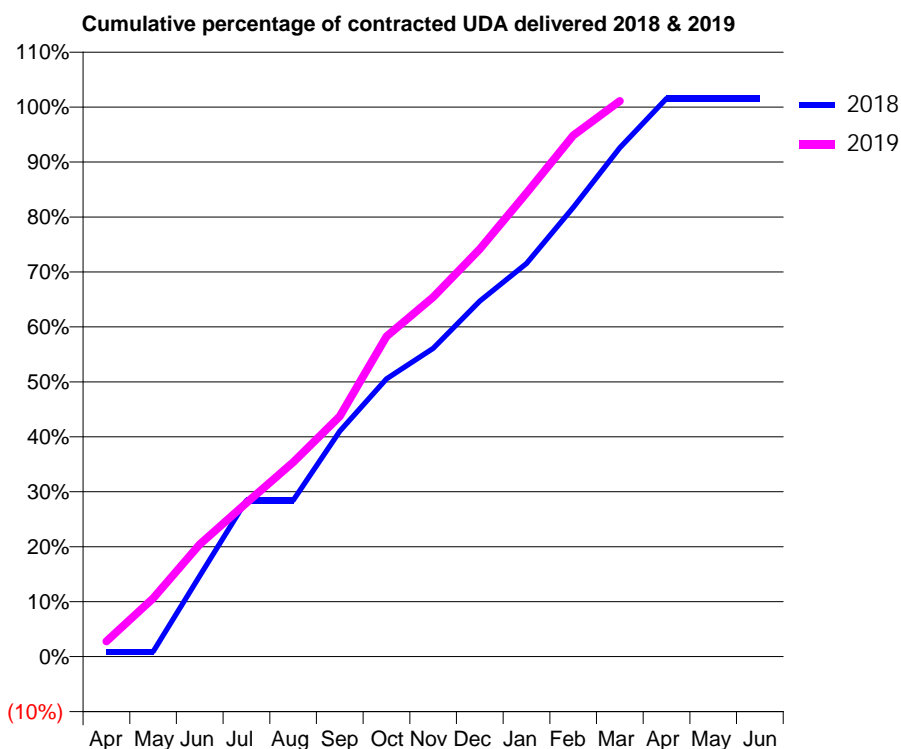
18/19 Contracted general activity (UDA)	2,519
Carry forward general activity (UDA)	-39
18/19 Contracted orthodontic activity (UOA)	0
Carry forward orthodontic activity (UOA)	0
Baseline contract value	£66,502.74

ACCESS*

Patients seen in 24 months	Total	Change since previous quarter
Quarter ending March 2018	1,073	
Quarter ending June 2018	1,054	↓
Quarter ending September 2018	1,083	↑
Quarter ending December 2018	1,118	↑
Quarter ending March 2019	1,113	→
Variance since March 2018	3.7%	↑



ACTIVITY



Month	Adjusted Scheduled Activity (UDA)	
	2018	2019
April	23	70
May	23	267
June	370	515
July	716	705
August	716	891
September	1,033	1,102
October	1,273	1,467
November	1,413	1,649
December	1,630	1,868
January	1,802	2,125
February	2,059	2,389
March	2,333	2,546
April	2,558	
May	2,558	
June	2,558	

QUALITY

	Quantity	Base Number	Contract	AT	Region	England
% of FP17s for the same patient ID Re-attending within 3 months - Children	15	408	3.7%	10.3%	11.9%	11.8%
% of FP17s for the same patient ID Re-attending within 3 months - Adults	83	802	10.3%	15.6%	16.9%	15.7%
% of FP17s for the same patient ID Re-attending between 3 & 9 months - Children	182	408	44.6%	49.3%	48.9%	58.9%
% of FP17s for the same patient ID Re-attending between 3 & 9 months - Adults	326	802	40.6%	38.6%	38.9%	50.8%
% of FP17s for Band 1 Urgent Courses	86	1,140	7.5%	10.3%	10.7%	9.1%
% of FP17s Relating to Free Repair or Replacements	2	1,140	0.2%	0.6%	0.5%	0.8%
% of FP17s Relating to Continuations	1	1,140	0.1%	0.9%	0.7%	0.9%
% of Patients satisfied with the dentistry they have received	2	2	N/A	90.5%	89.1%	92.5%
% of Patients satisfied with the time they had to wait for an appointment	2	2	N/A	86.3%	83.1%	87.0%

* This is based on patients treated on this contract for their most recent course of treatment. Figures in italics indicate the base number of FP17s or Patient Questionnaire responses are less than 100. N/A is shown where the base number of responses is less than 10 during the period. % is calculated as Quantity/Base number*100

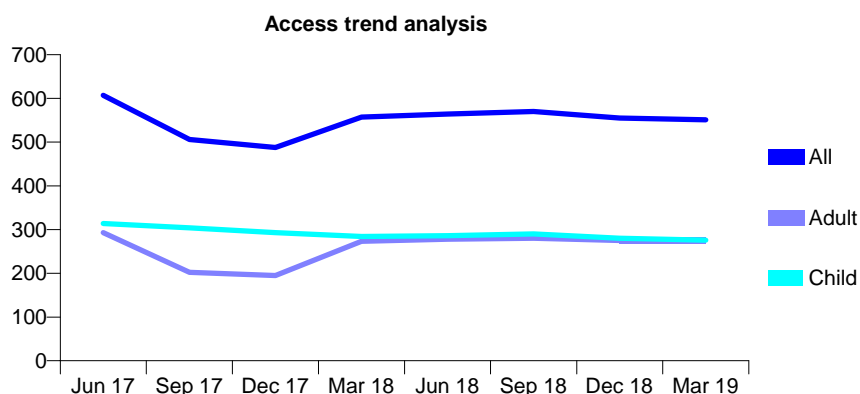
Q63 - Vital Signs At a Glance Contract Report for 794694/0001 - March 2019

Name or company name	Shirley Park Dental Surgery
Contract type name	GDS Contract
Purpose of contract	General
Contract start date	01/04/2006
Contract end date	

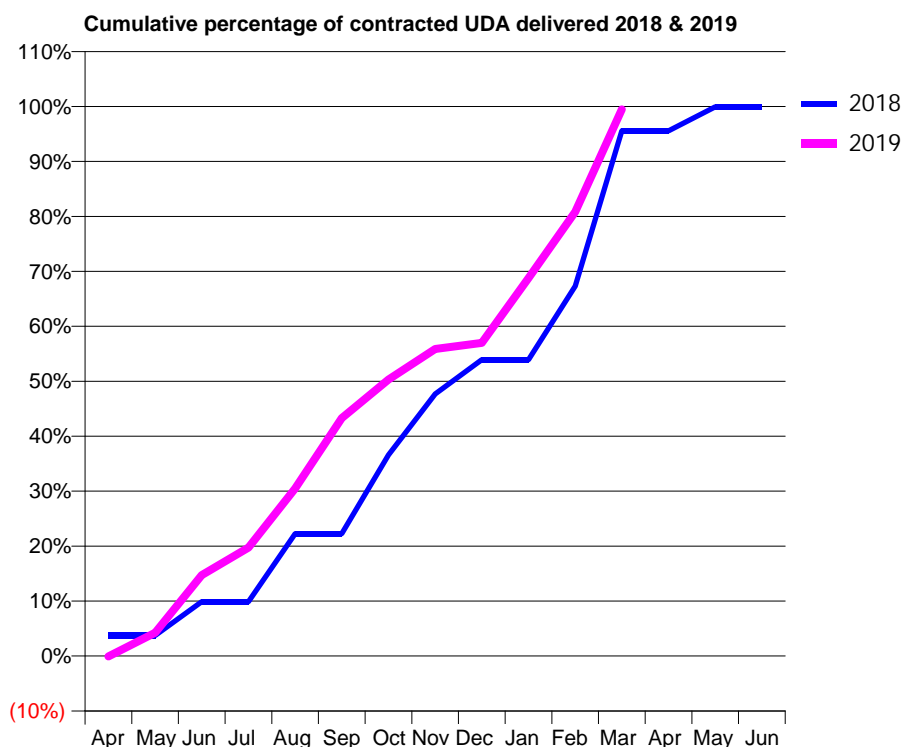
18/19 Contracted general activity (UDA)	1,344
Carry forward general activity (UDA)	1
18/19 Contracted orthodontic activity (UOA)	0
Carry forward orthodontic activity (UOA)	0
Baseline contract value	£30,827.43

ACCESS*

Patients seen in 24 months	Total	Change since previous quarter
Quarter ending March 2018	557	
Quarter ending June 2018	564	→
Quarter ending September 2018	570	→
Quarter ending December 2018	555	↓
Quarter ending March 2019	551	→
Variance since March 2018	(1.1%)	↓



ACTIVITY



Month	Adjusted Scheduled Activity (UDA)	
	2018	2019
April	50	-1
May	50	57
June	133	198
July	133	265
August	299	410
September	299	582
October	492	676
November	641	751
December	724	766
January	724	925
February	905	1,086
March	1,285	1,337
April	1,285	
May	1,343	
June	1,343	

QUALITY

	Quantity	Base Number	Contract	AT	Region	England
% of FP17s for the same patient ID Re-attending within 3 months - Children	54	491	11.0%	10.3%	11.9%	11.8%
% of FP17s for the same patient ID Re-attending within 3 months - Adults	37	203	18.2%	15.6%	16.9%	15.7%
% of FP17s for the same patient ID Re-attending between 3 & 9 months - Children	307	491	62.5%	49.3%	48.9%	58.9%
% of FP17s for the same patient ID Re-attending between 3 & 9 months - Adults	88	203	43.3%	38.6%	38.9%	50.8%
% of FP17s for Band 1 Urgent Courses	40	671	6.0%	10.3%	10.7%	9.1%
% of FP17s Relating to Free Repair or Replacements	2	671	0.3%	0.6%	0.5%	0.8%
% of FP17s Relating to Continuations	1	671	0.1%	0.9%	0.7%	0.9%
% of Patients satisfied with the dentistry they have received	0	0	N/A	90.5%	89.1%	92.5%
% of Patients satisfied with the time they had to wait for an appointment	0	0	N/A	86.3%	83.1%	87.0%

* This is based on patients treated on this contract for their most recent course of treatment. Figures in italics indicate the base number of FP17s or Patient Questionnaire responses are less than 100. N/A is shown where the base number of responses is less than 10 during the period. % is calculated as Quantity/Base number*100

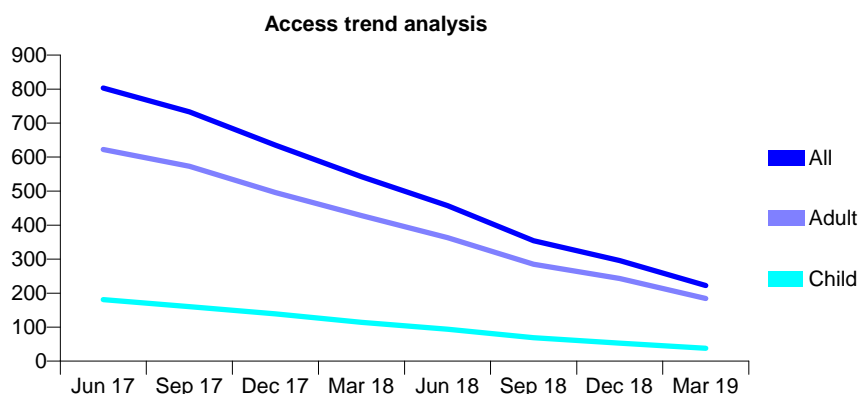
Q63 - Vital Signs At a Glance Contract Report for 795860/0001 - March 2019

Name or company name	MR S KHAN
Contract type name	GDS Contract
Purpose of contract	General
Contract start date	01/04/2006
Contract end date	01/05/2018

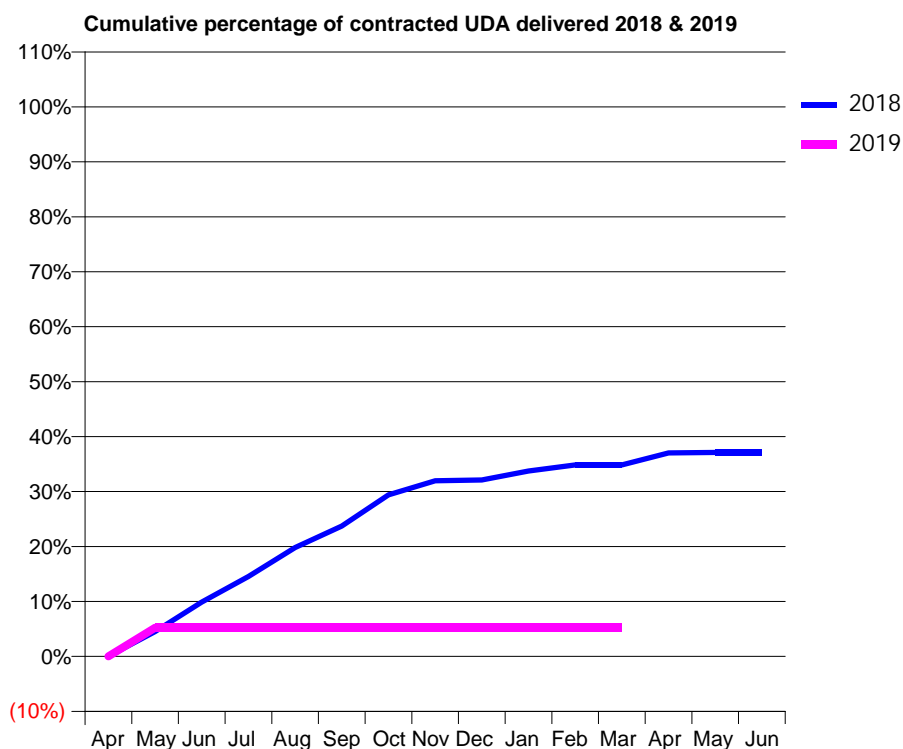
18/19 Contracted general activity (UDA)	344
Carry forward general activity (UDA)	0
18/19 Contracted orthodontic activity (UOA)	0
Carry forward orthodontic activity (UOA)	0
Baseline contract value	£8,489.97

ACCESS*

Patients seen in 24 months	Total	Change since previous quarter
Quarter ending March 2018	542	
Quarter ending June 2018	457	↓
Quarter ending September 2018	354	↓
Quarter ending December 2018	296	↓
Quarter ending March 2019	222	↓
Variance since March 2018	(59.0%)	↓



ACTIVITY



Month	Adjusted Scheduled Activity (UDA)	
	2018	2019
April	0	0
May	181	18
June	396	18
July	582	18
August	793	18
September	949	18
October	1,176	18
November	1,279	18
December	1,285	18
January	1,350	18
February	1,393	18
March	1,393	18
April	1,482	18
May	1,485	18
June	1,485	18

QUALITY

	Quantity	Base Number	Contract	AT	Region	England
% of FP17s for the same patient ID Re-attending within 3 months - Children	0	10	0.0%	10.3%	11.9%	11.8%
% of FP17s for the same patient ID Re-attending within 3 months - Adults	0	28	0.0%	15.6%	16.9%	15.7%
% of FP17s for the same patient ID Re-attending between 3 & 9 months - Children	6	10	60.0%	49.3%	48.9%	58.9%
% of FP17s for the same patient ID Re-attending between 3 & 9 months - Adults	12	28	42.9%	38.6%	38.9%	50.8%
% of FP17s for Band 1 Urgent Courses	0	6	0.0%	10.3%	10.7%	9.1%
% of FP17s Relating to Free Repair or Replacements	0	6	0.0%	0.6%	0.5%	0.8%
% of FP17s Relating to Continuations	0	6	0.0%	0.9%	0.7%	0.9%
% of Patients satisfied with the dentistry they have received	0	0	N/A	90.5%	89.1%	92.5%
% of Patients satisfied with the time they had to wait for an appointment	0	0	N/A	86.3%	83.1%	87.0%

* This is based on patients treated on this contract for their most recent course of treatment. Figures in italics indicate the base number of FP17s or Patient Questionnaire responses are less than 100. N/A is shown where the base number of responses is less than 10 during the period. % is calculated as Quantity/Base number*100

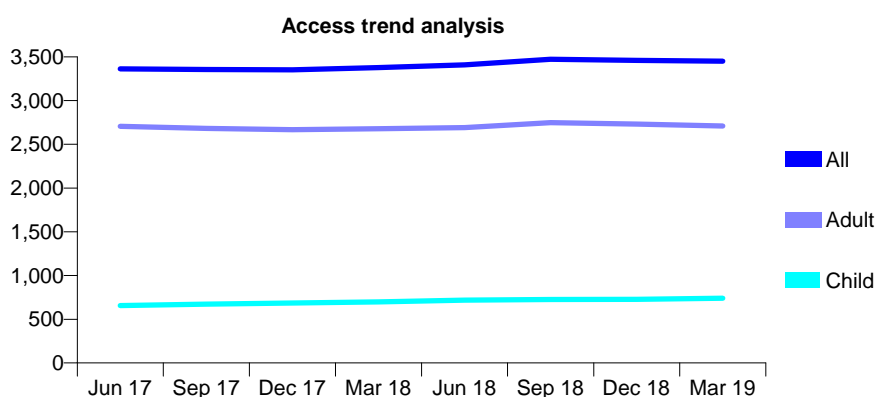
Q63 - Vital Signs At a Glance Contract Report for 801011/0001 - March 2019

Name or company name	MR H KELAY
Contract type name	GDS Contract
Purpose of contract	General
Contract start date	01/04/2006
Contract end date	

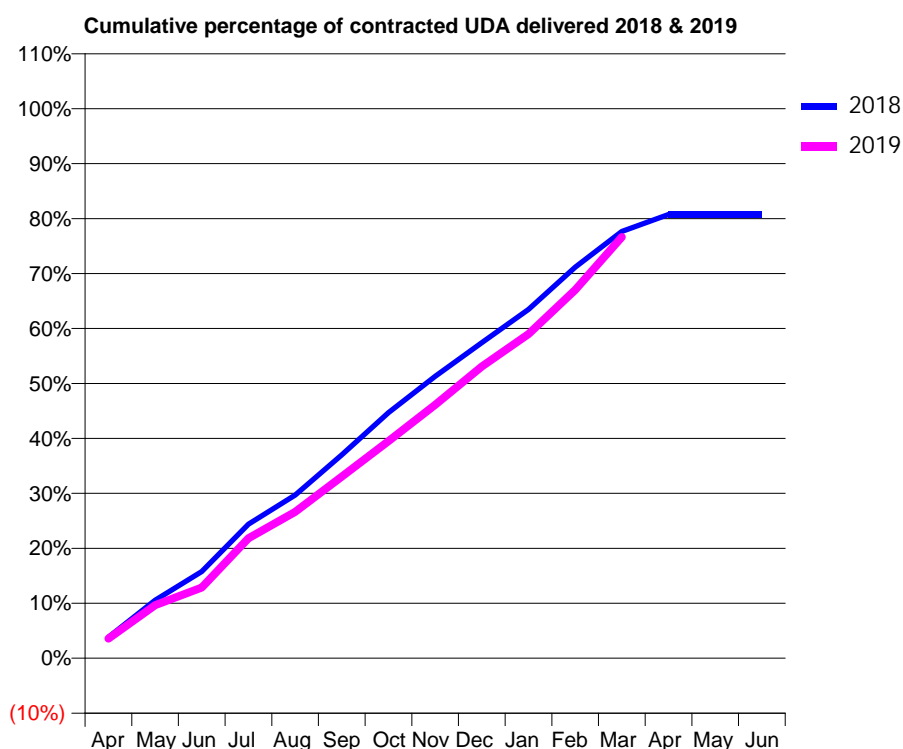
18/19 Contracted general activity (UDA)	11,000
Carry forward general activity (UDA)	0
18/19 Contracted orthodontic activity (UOA)	0
Carry forward orthodontic activity (UOA)	0
Baseline contract value	£257,902.14

ACCESS*

Patients seen in 24 months	Total	Change since previous quarter
Quarter ending March 2018	3,377	
Quarter ending June 2018	3,409	→
Quarter ending September 2018	3,472	→
Quarter ending December 2018	3,460	→
Quarter ending March 2019	3,450	→
Variance since March 2018	2.2%	↑



ACTIVITY



Month	2018	2019
April	423	393
May	1,162	1,063
June	1,738	1,416
July	2,683	2,401
August	3,265	2,930
September	4,070	3,635
October	4,916	4,347
November	5,645	5,074
December	6,314	5,839
January	6,983	6,487
February	7,829	7,372
March	8,544	8,430
April	8,882	
May	8,882	
June	8,882	

QUALITY

	Quantity	Base Number	Contract	AT	Region	England
% of FP17s for the same patient ID Re-attending within 3 months - Children	84	798	10.5%	10.3%	11.9%	11.8%
% of FP17s for the same patient ID Re-attending within 3 months - Adults	452	3,078	14.7%	15.6%	16.9%	15.7%
% of FP17s for the same patient ID Re-attending between 3 & 9 months - Children	292	798	36.6%	49.3%	48.9%	58.9%
% of FP17s for the same patient ID Re-attending between 3 & 9 months - Adults	1,174	3,078	38.1%	38.6%	38.9%	50.8%
% of FP17s for Band 1 Urgent Courses	225	3,231	7.0%	10.3%	10.7%	9.1%
% of FP17s Relating to Free Repair or Replacements	8	3,231	0.2%	0.6%	0.5%	0.8%
% of FP17s Relating to Continuations	104	3,231	3.2%	0.9%	0.7%	0.9%
% of Patients satisfied with the dentistry they have received	3	3	N/A	90.5%	89.1%	92.5%
% of Patients satisfied with the time they had to wait for an appointment	2	3	N/A	86.3%	83.1%	87.0%

* This is based on patients treated on this contract for their most recent course of treatment.

Figures in italics indicate the base number of FP17s or Patient Questionnaire responses are less than 100. N/A is shown where the base number of responses is less than 10 during the period. % is calculated as Quantity/Base number*100

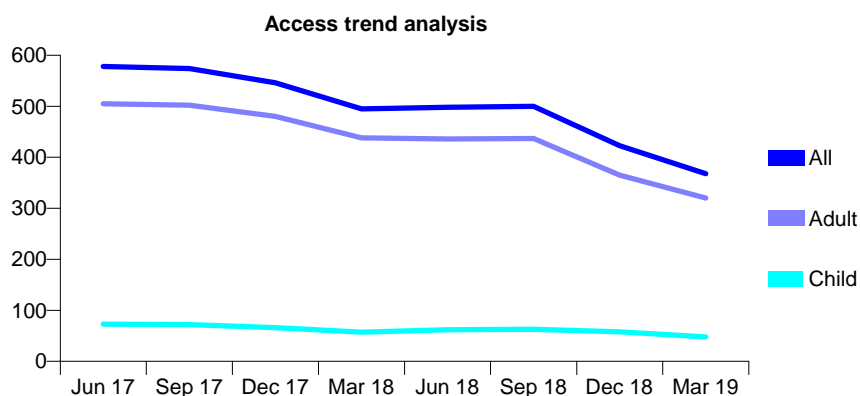
Q63 - Vital Signs At a Glance Contract Report for 801321/0002 - March 2019

Name or company name	MR AJ WEISS
Contract type name	GDS Contract
Purpose of contract	General
Contract start date	01/04/2006
Contract end date	

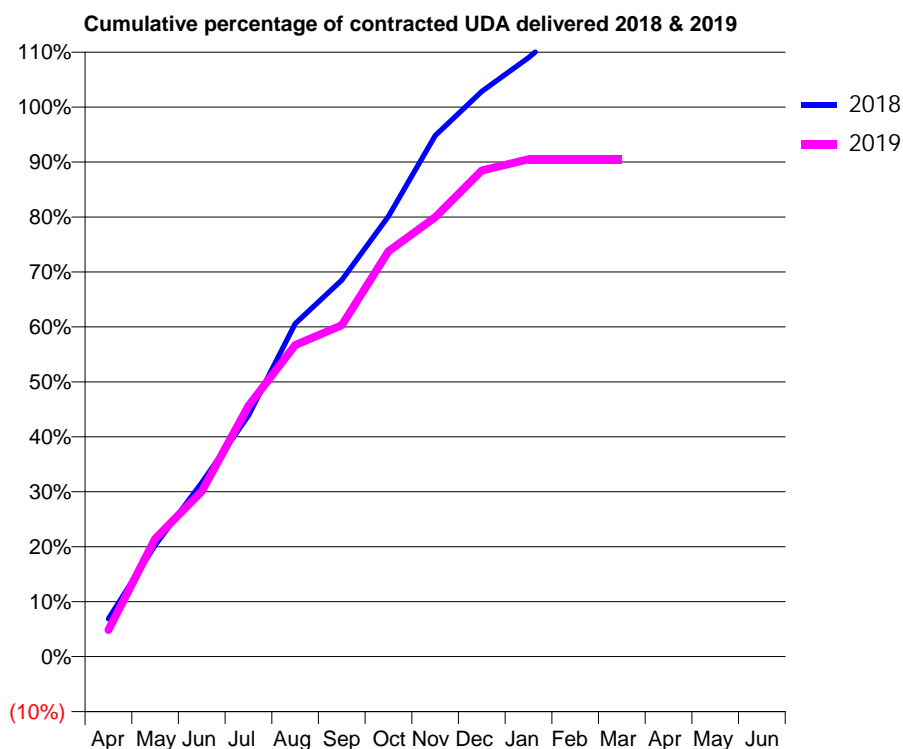
18/19 Contracted general activity (UDA)	1,200
Carry forward general activity (UDA)	-24
18/19 Contracted orthodontic activity (UOA)	0
Carry forward orthodontic activity (UOA)	0
Baseline contract value	£25,409.50

ACCESS*

Patients seen in 24 months	Total	Change since previous quarter
Quarter ending March 2018	495	
Quarter ending June 2018	498	→
Quarter ending September 2018	500	→
Quarter ending December 2018	423	↓
Quarter ending March 2019	368	↓
Variance since March 2018	(25.7%)	↓



ACTIVITY



Month	Adjusted Scheduled Activity (UDA)	
	2018	2019
April	83	58
May	244	258
June	380	361
July	526	548
August	727	680
September	822	724
October	962	885
November	1,138	959
December	1,234	1,062
January	1,308	1,086
February	1,392	1,086
March	1,413	1,086
April	1,418	
May	1,418	
June	1,418	

QUALITY

	Quantity	Base Number	Contract	AT	Region	England
% of FP17s for the same patient ID Re-attending within 3 months - Children	2	85	2.4%	10.3%	11.9%	11.8%
% of FP17s for the same patient ID Re-attending within 3 months - Adults	60	535	11.2%	15.6%	16.9%	15.7%
% of FP17s for the same patient ID Re-attending between 3 & 9 months - Children	54	85	63.5%	49.3%	48.9%	58.9%
% of FP17s for the same patient ID Re-attending between 3 & 9 months - Adults	319	535	59.6%	38.6%	38.9%	50.8%
% of FP17s for Band 1 Urgent Courses	40	616	6.5%	10.3%	10.7%	9.1%
% of FP17s Relating to Free Repair or Replacements	0	616	0.0%	0.6%	0.5%	0.8%
% of FP17s Relating to Continuations	1	616	0.2%	0.9%	0.7%	0.9%
% of Patients satisfied with the dentistry they have received	0	0	N/A	90.5%	89.1%	92.5%
% of Patients satisfied with the time they had to wait for an appointment	0	0	N/A	86.3%	83.1%	87.0%

* This is based on patients treated on this contract for their most recent course of treatment. Figures in italics indicate the base number of FP17s or Patient Questionnaire responses are less than 100. N/A is shown where the base number of responses is less than 10 during the period. % is calculated as Quantity/Base number*100

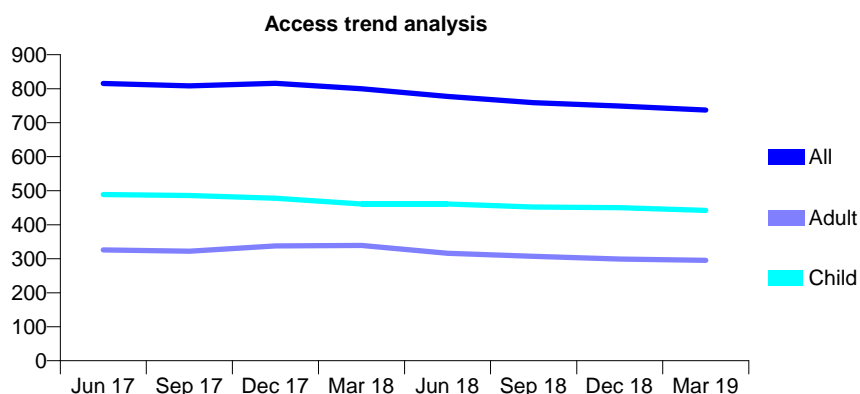
Q63 - Vital Signs At a Glance Contract Report for 801518/0001 - March 2019

Name or company name	David H Keen, Thanusha Raajanathan & R
Contract type name	GDS Contract
Purpose of contract	General
Contract start date	01/04/2006
Contract end date	

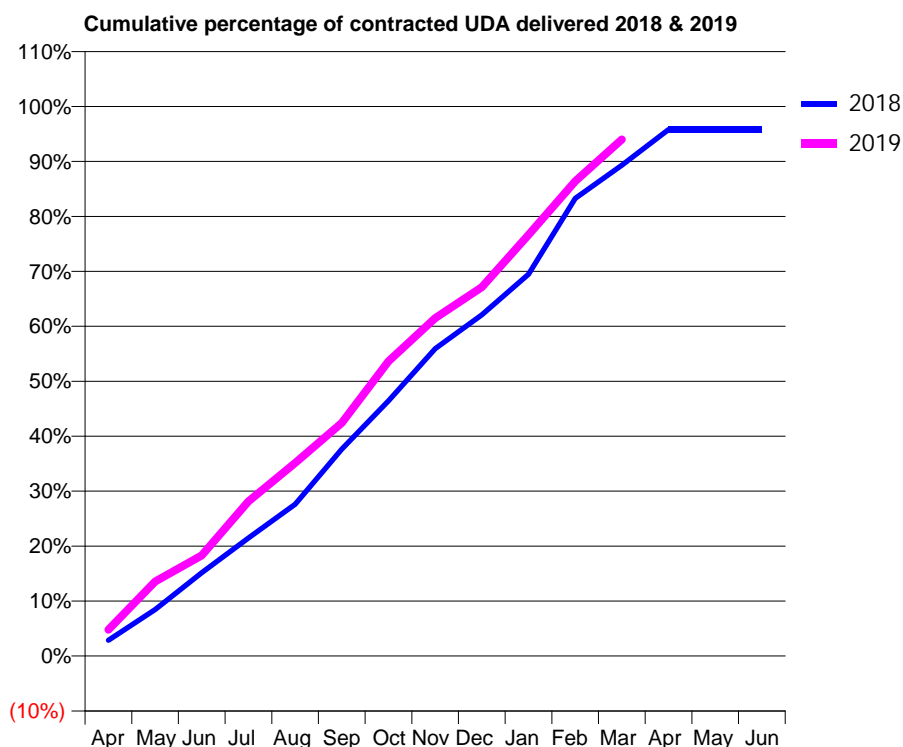
18/19 Contracted general activity (UDA)	2,287
Carry forward general activity (UDA)	0
18/19 Contracted orthodontic activity (UOA)	0
Carry forward orthodontic activity (UOA)	0
Baseline contract value	£60,548.02

ACCESS*

Patients seen in 24 months	Total	Change since previous quarter
Quarter ending March 2018	800	
Quarter ending June 2018	777	↓
Quarter ending September 2018	759	↓
Quarter ending December 2018	749	↓
Quarter ending March 2019	737	↓
Variance since March 2018	(7.9%)	↓



ACTIVITY



Month	Adjusted Scheduled Activity (UDA)	
	2018	2019
April	66	109
May	194	310
June	347	419
July	492	644
August	632	803
September	861	970
October	1,062	1,227
November	1,279	1,407
December	1,419	1,535
January	1,589	1,752
February	1,905	1,975
March	2,042	2,150
April	2,191	
May	2,191	
June	2,191	

QUALITY

	Quantity	Base Number	Contract	AT	Region	England
% of FP17s for the same patient ID Re-attending within 3 months - Children	76	679	11.2%	10.3%	11.9%	11.8%
% of FP17s for the same patient ID Re-attending within 3 months - Adults	52	357	14.6%	15.6%	16.9%	15.7%
% of FP17s for the same patient ID Re-attending between 3 & 9 months - Children	380	679	56.0%	49.3%	48.9%	58.9%
% of FP17s for the same patient ID Re-attending between 3 & 9 months - Adults	198	357	55.5%	38.6%	38.9%	50.8%
% of FP17s for Band 1 Urgent Courses	39	986	4.0%	10.3%	10.7%	9.1%
% of FP17s Relating to Free Repair or Replacements	0	986	0.0%	0.6%	0.5%	0.8%
% of FP17s Relating to Continuations	0	986	0.0%	0.9%	0.7%	0.9%
% of Patients satisfied with the dentistry they have received	0	0	N/A	90.5%	89.1%	92.5%
% of Patients satisfied with the time they had to wait for an appointment	0	0	N/A	86.3%	83.1%	87.0%

* This is based on patients treated on this contract for their most recent course of treatment. Figures in italics indicate the base number of FP17s or Patient Questionnaire responses are less than 100. N/A is shown where the base number of responses is less than 10 during the period. % is calculated as Quantity/Base number*100

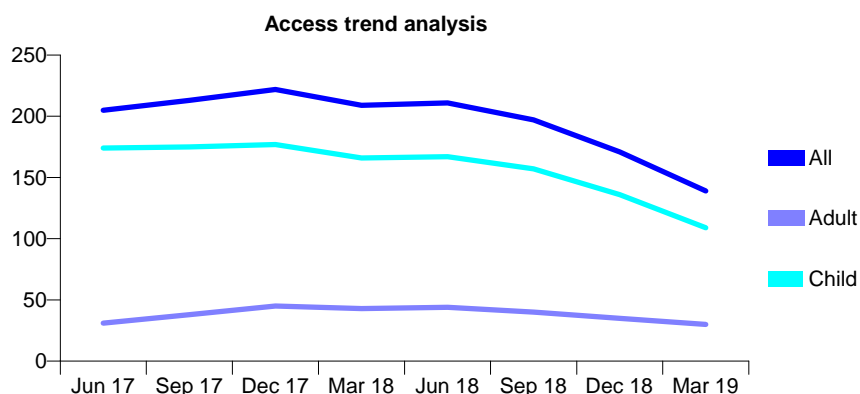
Q63 - Vital Signs At a Glance Contract Report for 801976/0001 - March 2019

Name or company name	MR BG GRUNDY
Contract type name	GDS Contract
Purpose of contract	General
Contract start date	01/04/2006
Contract end date	30/06/2018

18/19 Contracted general activity (UDA)	100
Carry forward general activity (UDA)	0
18/19 Contracted orthodontic activity (UOA)	0
Carry forward orthodontic activity (UOA)	0
Baseline contract value	£2,766.06

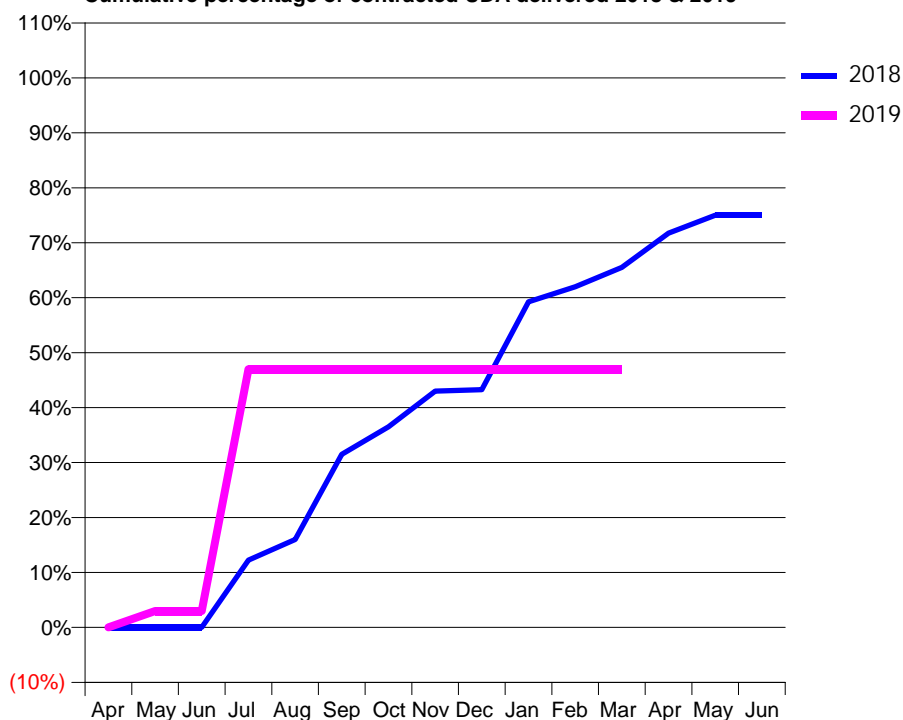
ACCESS*

Patients seen in 24 months	Total	Change since previous quarter
Quarter ending March 2018	209	
Quarter ending June 2018	211	→
Quarter ending September 2018	197	↓
Quarter ending December 2018	171	↓
Quarter ending March 2019	139	↓
Variance since March 2018	(33.5%)	↓



ACTIVITY

Cumulative percentage of contracted UDA delivered 2018 & 2019



Adjusted Scheduled Activity (UDA)

Month	2018	2019
April	0	0
May	0	3
June	0	3
July	49	47
August	64	47
September	126	47
October	146	47
November	172	47
December	173	47
January	237	47
February	248	47
March	262	47
April	287	
May	300	
June	300	

QUALITY

	Quantity	Base Number	Contract	AT	Region	England
% of FP17s for the same patient ID Re-attending within 3 months - Children	1	40	2.5%	10.3%	11.9%	11.8%
% of FP17s for the same patient ID Re-attending within 3 months - Adults	0	8	0.0%	15.6%	16.9%	15.7%
% of FP17s for the same patient ID Re-attending between 3 & 9 months - Children	9	40	22.5%	49.3%	48.9%	58.9%
% of FP17s for the same patient ID Re-attending between 3 & 9 months - Adults	1	8	12.5%	38.6%	38.9%	50.8%
% of FP17s for Band 1 Urgent Courses	0	25	0.0%	10.3%	10.7%	9.1%
% of FP17s Relating to Free Repair or Replacements	0	25	0.0%	0.6%	0.5%	0.8%
% of FP17s Relating to Continuations	0	25	0.0%	0.9%	0.7%	0.9%
% of Patients satisfied with the dentistry they have received	0	0	N/A	90.5%	89.1%	92.5%
% of Patients satisfied with the time they had to wait for an appointment	0	0	N/A	86.3%	83.1%	87.0%

* This is based on patients treated on this contract for their most recent course of treatment.

Figures in italics indicate the base number of FP17s or Patient Questionnaire responses are less than 100. N/A is shown where the base number of responses is less than 10 during the period. % is calculated as Quantity/Base number*100

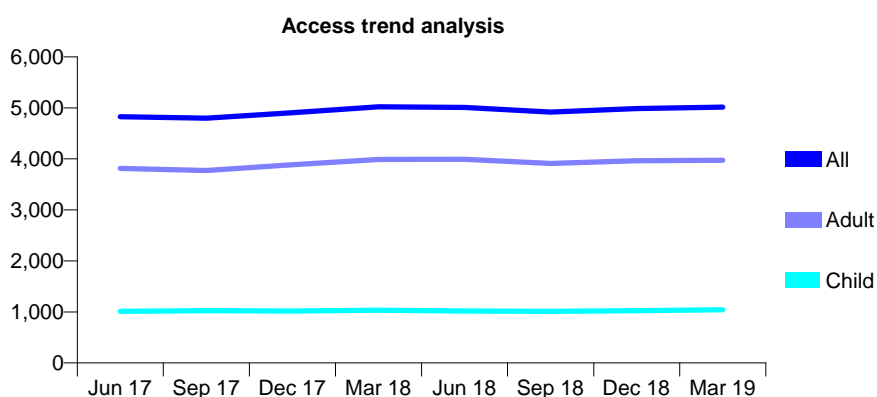
Q63 - Vital Signs At a Glance Contract Report for 803804/0001 - March 2019

Name or company name	Parvin Faramarzi
Contract type name	GDS Contract
Purpose of contract	General
Contract start date	01/04/2006
Contract end date	

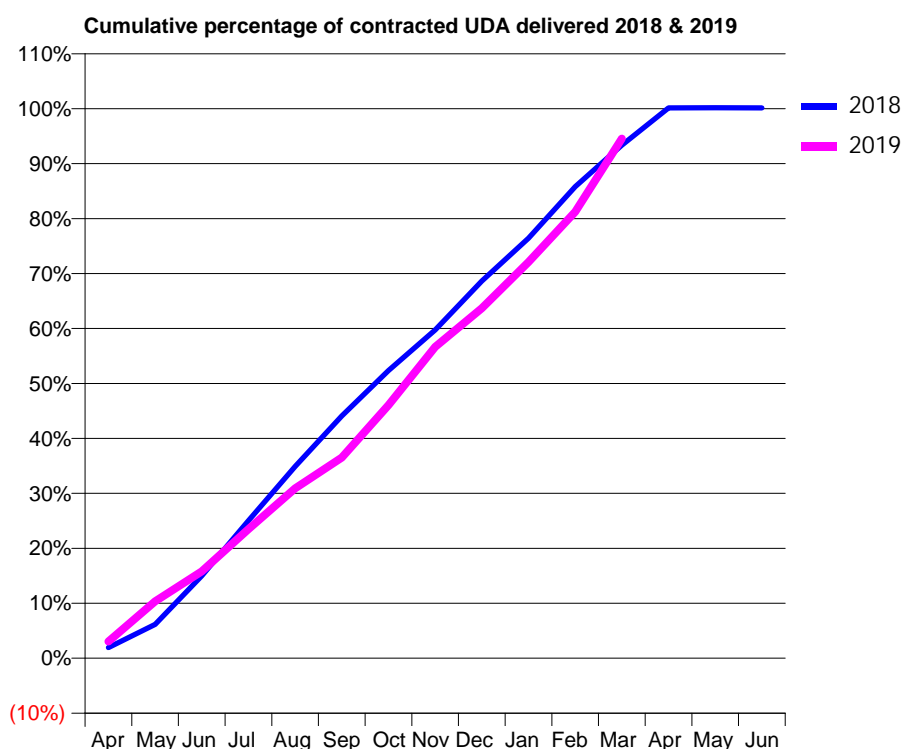
18/19 Contracted general activity (UDA)	13,632
Carry forward general activity (UDA)	-18
18/19 Contracted orthodontic activity (UOA)	0
Carry forward orthodontic activity (UOA)	0
Baseline contract value	£362,011.43

ACCESS*

Patients seen in 24 months	Total	Change since previous quarter
Quarter ending March 2018	5,020	
Quarter ending June 2018	5,009	→
Quarter ending September 2018	4,920	↓
Quarter ending December 2018	4,988	→
Quarter ending March 2019	5,016	→
Variance since March 2018	(0.1%)	→



ACTIVITY



Month	2018	2019
April	268	414
May	843	1,410
June	2,042	2,154
July	3,413	3,200
August	4,759	4,212
September	6,011	4,978
October	7,138	6,277
November	8,141	7,721
December	9,354	8,677
January	10,419	9,827
February	11,697	11,075
March	12,723	12,888
April	13,652	
May	13,653	
June	13,650	

QUALITY

	Quantity	Base Number	Contract	AT	Region	England
% of FP17s for the same patient ID Re-attending within 3 months - Children	50	1,142	4.4%	10.3%	11.9%	11.8%
% of FP17s for the same patient ID Re-attending within 3 months - Adults	537	4,059	13.2%	15.6%	16.9%	15.7%
% of FP17s for the same patient ID Re-attending between 3 & 9 months - Children	369	1,142	32.3%	49.3%	48.9%	58.9%
% of FP17s for the same patient ID Re-attending between 3 & 9 months - Adults	1,202	4,059	29.6%	38.6%	38.9%	50.8%
% of FP17s for Band 1 Urgent Courses	481	4,913	9.8%	10.3%	10.7%	9.1%
% of FP17s Relating to Free Repair or Replacements	17	4,913	0.3%	0.6%	0.5%	0.8%
% of FP17s Relating to Continuations	28	4,913	0.6%	0.9%	0.7%	0.9%
% of Patients satisfied with the dentistry they have received	0	0	N/A	90.5%	89.1%	92.5%
% of Patients satisfied with the time they had to wait for an appointment	0	0	N/A	86.3%	83.1%	87.0%

* This is based on patients treated on this contract for their most recent course of treatment.

Figures in italics indicate the base number of FP17s or Patient Questionnaire responses are less than 100. N/A is shown where the base number of responses is less than 10 during the period. % is calculated as Quantity/Base number*100

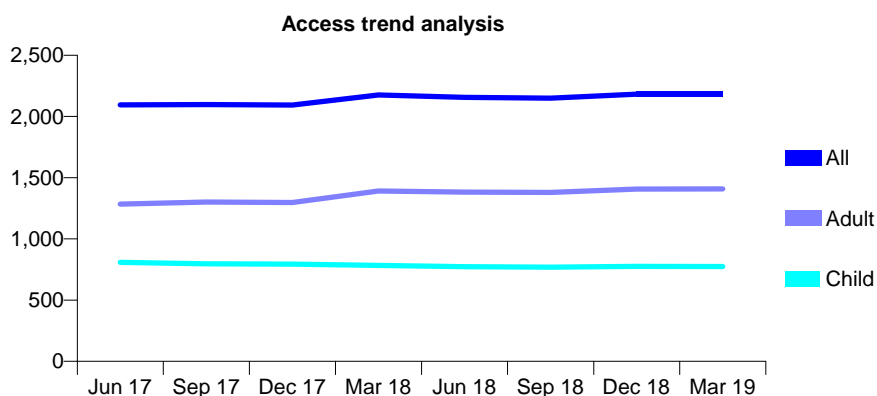
Q63 - Vital Signs At a Glance Contract Report for 808601/0001 - March 2019

Name or company name	MR GM BARR
Contract type name	GDS Contract
Purpose of contract	General
Contract start date	01/04/2006
Contract end date	

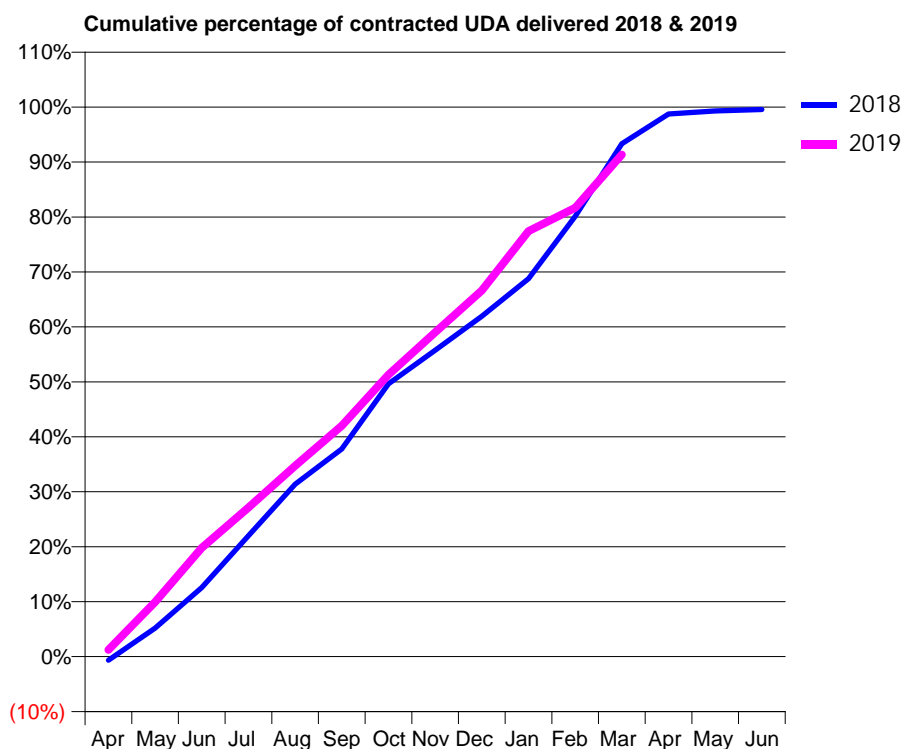
18/19 Contracted general activity (UDA)	4,000
Carry forward general activity (UDA)	18
18/19 Contracted orthodontic activity (UOA)	0
Carry forward orthodontic activity (UOA)	0
Baseline contract value	£105,899.73

ACCESS*

Patients seen in 24 months	Total	Change since previous quarter
Quarter ending March 2018	2,176	
Quarter ending June 2018	2,156	→
Quarter ending September 2018	2,150	→
Quarter ending December 2018	2,183	→
Quarter ending March 2019	2,183	→
Variance since March 2018	0.3%	→



ACTIVITY



Month	Adjusted Scheduled Activity (UDA)	
	2018	2019
April	-27	50
May	208	398
June	502	792
July	880	1,085
August	1,255	1,389
September	1,511	1,681
October	1,986	2,052
November	2,230	2,361
December	2,478	2,665
January	2,751	3,097
February	3,206	3,267
March	3,732	3,654
April	3,949	
May	3,971	
June	3,982	

QUALITY

	Quantity	Base Number	Contract	AT	Region	England
% of FP17s for the same patient ID Re-attending within 3 months - Children	30	836	3.6%	10.3%	11.9%	11.8%
% of FP17s for the same patient ID Re-attending within 3 months - Adults	126	1,231	10.2%	15.6%	16.9%	15.7%
% of FP17s for the same patient ID Re-attending between 3 & 9 months - Children	329	836	39.4%	49.3%	48.9%	58.9%
% of FP17s for the same patient ID Re-attending between 3 & 9 months - Adults	427	1,231	34.7%	38.6%	38.9%	50.8%
% of FP17s for Band 1 Urgent Courses	119	1,948	6.1%	10.3%	10.7%	9.1%
% of FP17s Relating to Free Repair or Replacements	3	1,948	0.2%	0.6%	0.5%	0.8%
% of FP17s Relating to Continuations	1	1,948	0.1%	0.9%	0.7%	0.9%
% of Patients satisfied with the dentistry they have received	0	0	N/A	90.5%	89.1%	92.5%
% of Patients satisfied with the time they had to wait for an appointment	0	0	N/A	86.3%	83.1%	87.0%

* This is based on patients treated on this contract for their most recent course of treatment. Figures in italics indicate the base number of FP17s or Patient Questionnaire responses are less than 100. N/A is shown where the base number of responses is less than 10 during the period. % is calculated as Quantity/Base number*100

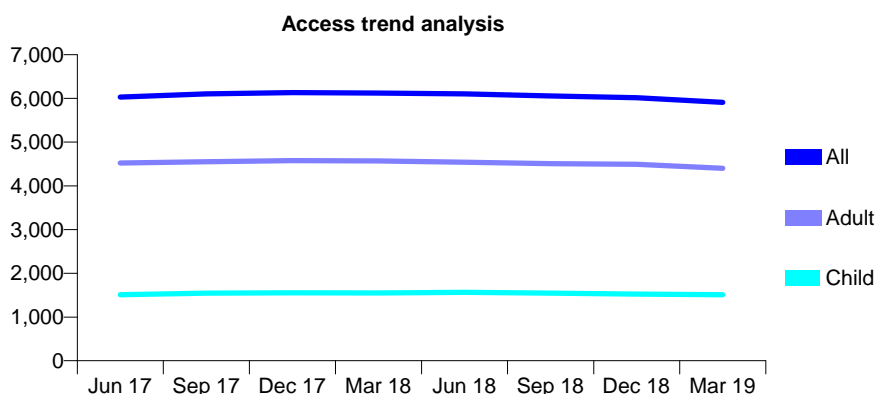
Q63 - Vital Signs At a Glance Contract Report for 809365/0001 - March 2019

Name or company name	MR CJ WETTON
Contract type name	GDS Contract
Purpose of contract	General
Contract start date	01/08/2012
Contract end date	

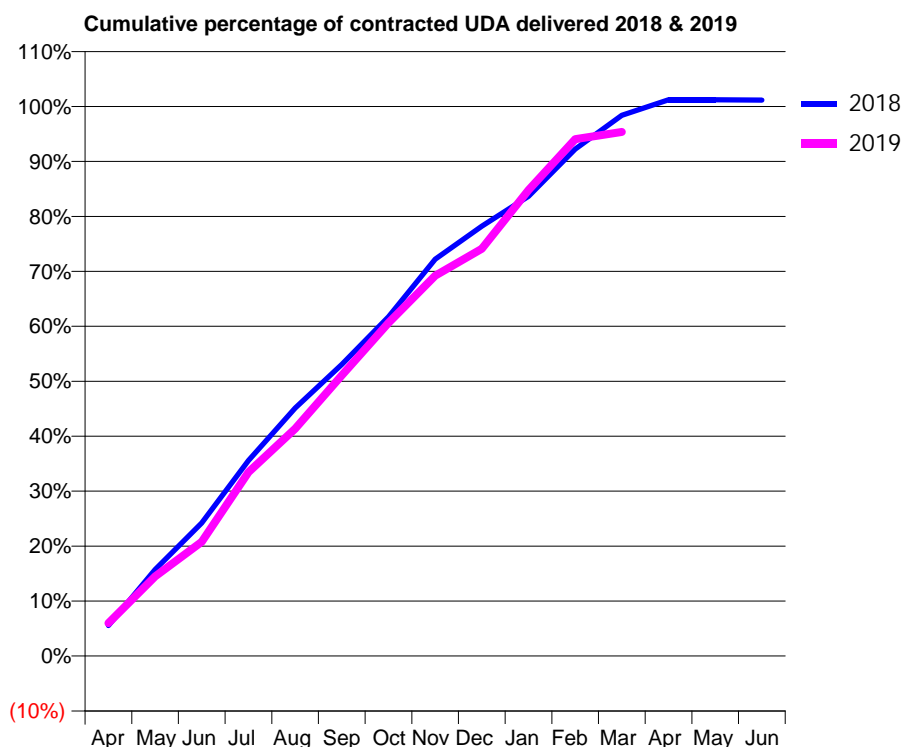
18/19 Contracted general activity (UDA)	14,364
Carry forward general activity (UDA)	-165
18/19 Contracted orthodontic activity (UOA)	0
Carry forward orthodontic activity (UOA)	0
Baseline contract value	£379,726.62

ACCESS*

Patients seen in 24 months	Total	Change since previous quarter
Quarter ending March 2018	6,120	
Quarter ending June 2018	6,105	→
Quarter ending September 2018	6,055	→
Quarter ending December 2018	6,017	→
Quarter ending March 2019	5,911	↓
Variance since March 2018	(3.4%)	↓



ACTIVITY



Month	Adjusted Scheduled Activity (UDA)	
	2018	2019
April	797	860
May	2,259	2,082
June	3,476	2,984
July	5,107	4,804
August	6,481	5,943
September	7,620	7,336
October	8,866	8,709
November	10,370	9,942
December	11,233	10,645
January	12,017	12,178
February	13,250	13,508
March	14,133	13,697
April	14,536	
May	14,536	
June	14,529	

QUALITY

	Quantity	Base Number	Contract	AT	Region	England
% of FP17s for the same patient ID Re-attending within 3 months - Children	98	2,196	4.5%	10.3%	11.9%	11.8%
% of FP17s for the same patient ID Re-attending within 3 months - Adults	506	5,504	9.2%	15.6%	16.9%	15.7%
% of FP17s for the same patient ID Re-attending between 3 & 9 months - Children	1,210	2,196	55.1%	49.3%	48.9%	58.9%
% of FP17s for the same patient ID Re-attending between 3 & 9 months - Adults	2,782	5,504	50.5%	38.6%	38.9%	50.8%
% of FP17s for Band 1 Urgent Courses	401	7,453	5.4%	10.3%	10.7%	9.1%
% of FP17s Relating to Free Repair or Replacements	53	7,453	0.7%	0.6%	0.5%	0.8%
% of FP17s Relating to Continuations	0	7,453	0.0%	0.9%	0.7%	0.9%
% of Patients satisfied with the dentistry they have received	1	1	N/A	90.5%	89.1%	92.5%
% of Patients satisfied with the time they had to wait for an appointment	1	1	N/A	86.3%	83.1%	87.0%

* This is based on patients treated on this contract for their most recent course of treatment. Figures in italics indicate the base number of FP17s or Patient Questionnaire responses are less than 100. N/A is shown where the base number of responses is less than 10 during the period. % is calculated as Quantity/Base number*100

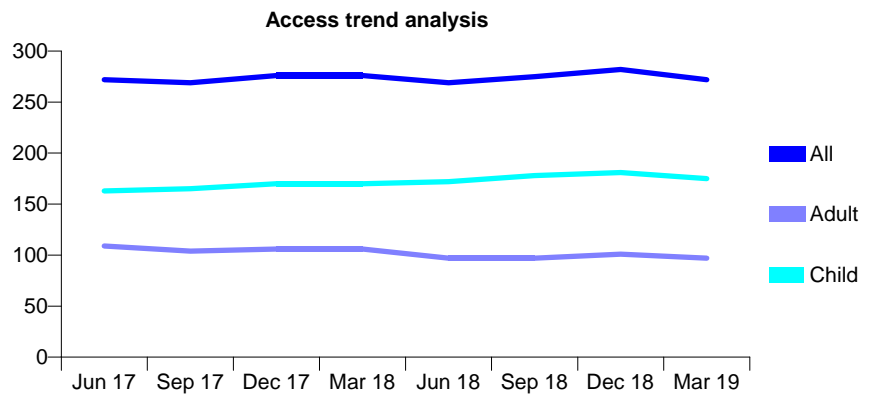
Q63 - Vital Signs At a Glance Contract Report for 810576/0001 - March 2019

Name or company name	MR RA PEREIRA
Contract type name	GDS Contract
Purpose of contract	General
Contract start date	01/04/2006
Contract end date	

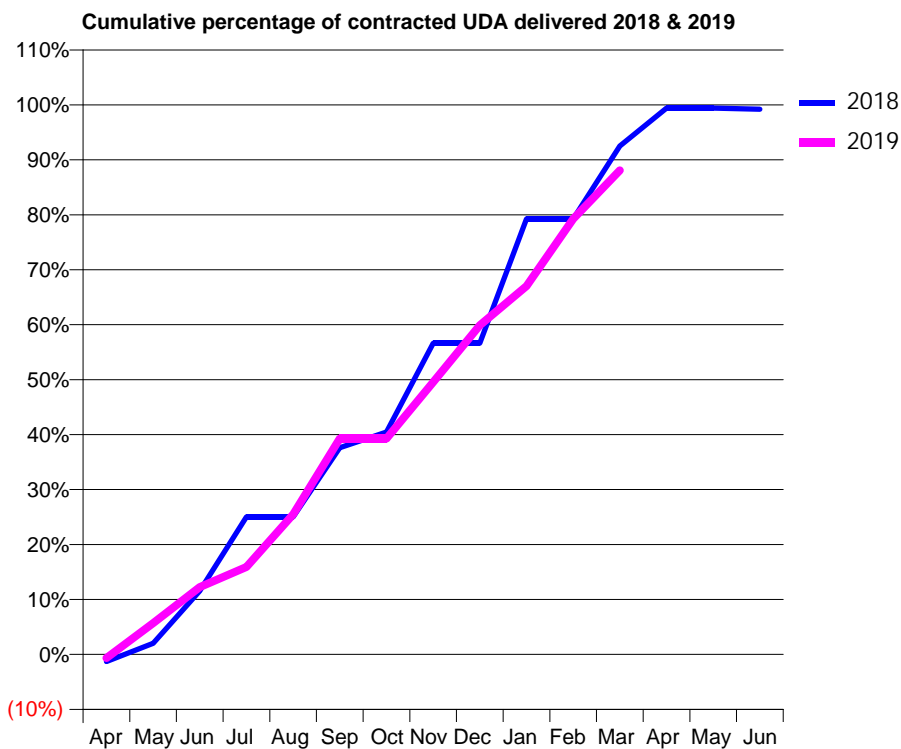
18/19 Contracted general activity (UDA)	600
Carry forward general activity (UDA)	5
18/19 Contracted orthodontic activity (UOA)	0
Carry forward orthodontic activity (UOA)	0
Baseline contract value	£16,660.84

ACCESS*

Patients seen in 24 months	Total	Change since previous quarter
Quarter ending March 2018	276	
Quarter ending June 2018	269	↓
Quarter ending September 2018	275	↑
Quarter ending December 2018	282	↑
Quarter ending March 2019	272	↓
Variance since March 2018	(1.4%)	↓



ACTIVITY



Month	Adjusted Scheduled Activity (UDA)	
	2018	2019
April	-8	-4
May	12	34
June	69	73
July	150	96
August	150	153
September	226	236
October	243	236
November	340	297
December	340	359
January	475	402
February	475	475
March	555	528
April	596	
May	596	
June	595	

QUALITY

	Quantity	Base Number	Contract	AT	Region	England
% of FP17s for the same patient ID Re-attending within 3 months - Children	4	192	2.1%	10.3%	11.9%	11.8%
% of FP17s for the same patient ID Re-attending within 3 months - Adults	8	90	8.9%	15.6%	16.9%	15.7%
% of FP17s for the same patient ID Re-attending between 3 & 9 months - Children	39	192	20.3%	49.3%	48.9%	58.9%
% of FP17s for the same patient ID Re-attending between 3 & 9 months - Adults	34	90	37.8%	38.6%	38.9%	50.8%
% of FP17s for Band 1 Urgent Courses	12	263	4.6%	10.3%	10.7%	9.1%
% of FP17s Relating to Free Repair or Replacements	0	263	0.0%	0.6%	0.5%	0.8%
% of FP17s Relating to Continuations	0	263	0.0%	0.9%	0.7%	0.9%
% of Patients satisfied with the dentistry they have received	0	0	N/A	90.5%	89.1%	92.5%
% of Patients satisfied with the time they had to wait for an appointment	0	0	N/A	86.3%	83.1%	87.0%

* This is based on patients treated on this contract for their most recent course of treatment. Figures in italics indicate the base number of FP17s or Patient Questionnaire responses are less than 100. N/A is shown where the base number of responses is less than 10 during the period. % is calculated as Quantity/Base number*100

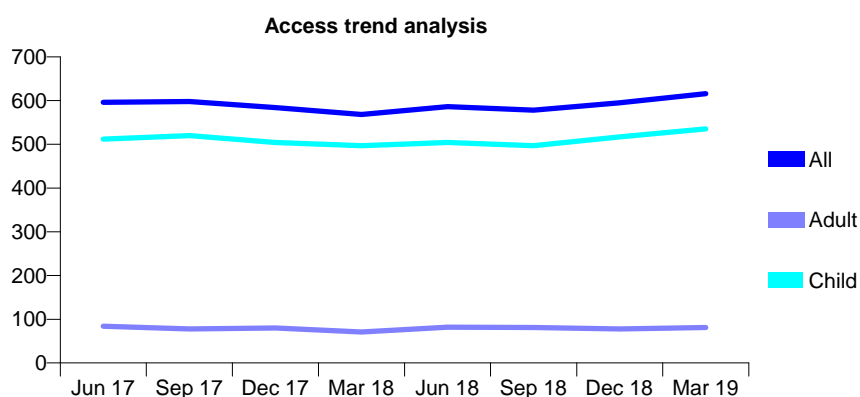
Q63 - Vital Signs At a Glance Contract Report for 813141/0001 - March 2019

Name or company name	Dental Surgery
Contract type name	GDS Contract
Purpose of contract	General
Contract start date	01/04/2006
Contract end date	

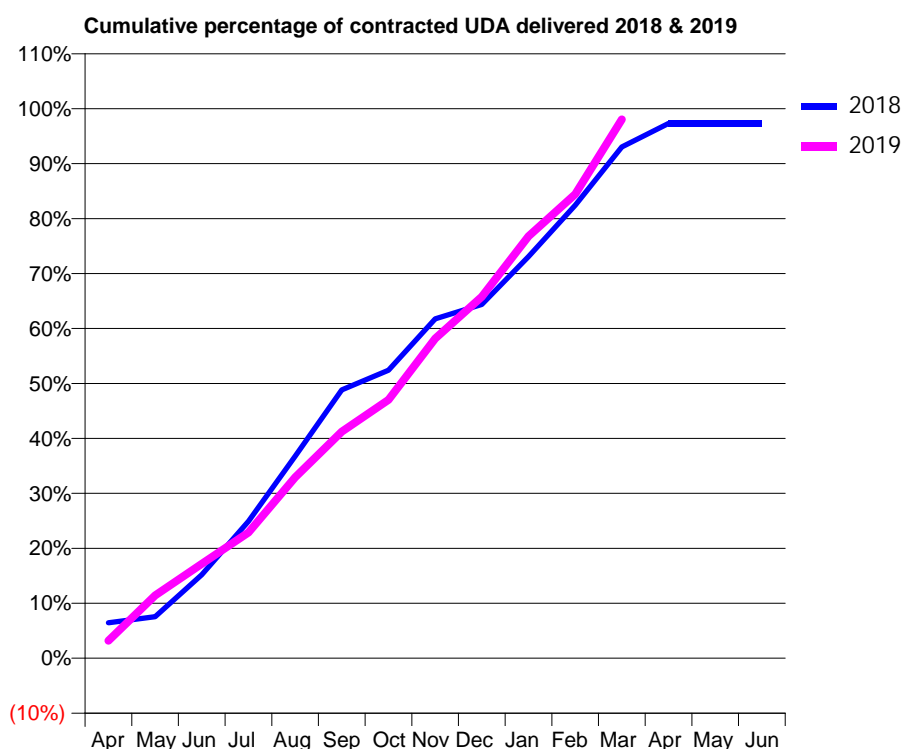
18/19 Contracted general activity (UDA)	1,261
Carry forward general activity (UDA)	34
18/19 Contracted orthodontic activity (UOA)	0
Carry forward orthodontic activity (UOA)	0
Baseline contract value	£44,006.62

ACCESS*

Patients seen in 24 months	Total	Change since previous quarter
Quarter ending March 2018	568	
Quarter ending June 2018	586	↑
Quarter ending September 2018	578	↓
Quarter ending December 2018	595	↑
Quarter ending March 2019	616	↑
Variance since March 2018	8.5%	↑



ACTIVITY



Month	2018	2019
April	81	40
May	95	144
June	192	217
July	314	288
August	464	415
September	615	520
October	661	593
November	779	734
December	812	829
January	921	968
February	1,039	1,065
March	1,173	1,236
April	1,227	
May	1,227	
June	1,227	

QUALITY

	Quantity	Base Number	Contract	AT	Region	England
% of FP17s for the same patient ID Re-attending within 3 months - Children	53	833	6.4%	10.3%	11.9%	11.8%
% of FP17s for the same patient ID Re-attending within 3 months - Adults	0	36	0.0%	15.6%	16.9%	15.7%
% of FP17s for the same patient ID Re-attending between 3 & 9 months - Children	421	833	50.5%	49.3%	48.9%	58.9%
% of FP17s for the same patient ID Re-attending between 3 & 9 months - Adults	21	36	58.3%	38.6%	38.9%	50.8%
% of FP17s for Band 1 Urgent Courses	36	843	4.3%	10.3%	10.7%	9.1%
% of FP17s Relating to Free Repair or Replacements	0	843	0.0%	0.6%	0.5%	0.8%
% of FP17s Relating to Continuations	0	843	0.0%	0.9%	0.7%	0.9%
% of Patients satisfied with the dentistry they have received	0	0	N/A	90.5%	89.1%	92.5%
% of Patients satisfied with the time they had to wait for an appointment	0	0	N/A	86.3%	83.1%	87.0%

* This is based on patients treated on this contract for their most recent course of treatment.

Figures in italics indicate the base number of FP17s or Patient Questionnaire responses are less than 100. N/A is shown where the base number of responses is less than 10 during the period. % is calculated as Quantity/Base number*100

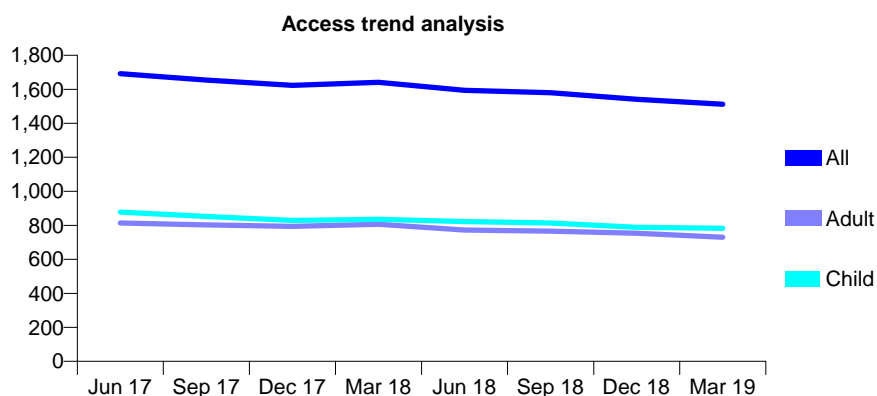
Q63 - Vital Signs At a Glance Contract Report for 813656/0001 - March 2019

Name or company name	MR KJ BROPHY
Contract type name	GDS Contract
Purpose of contract	General
Contract start date	01/04/2006
Contract end date	

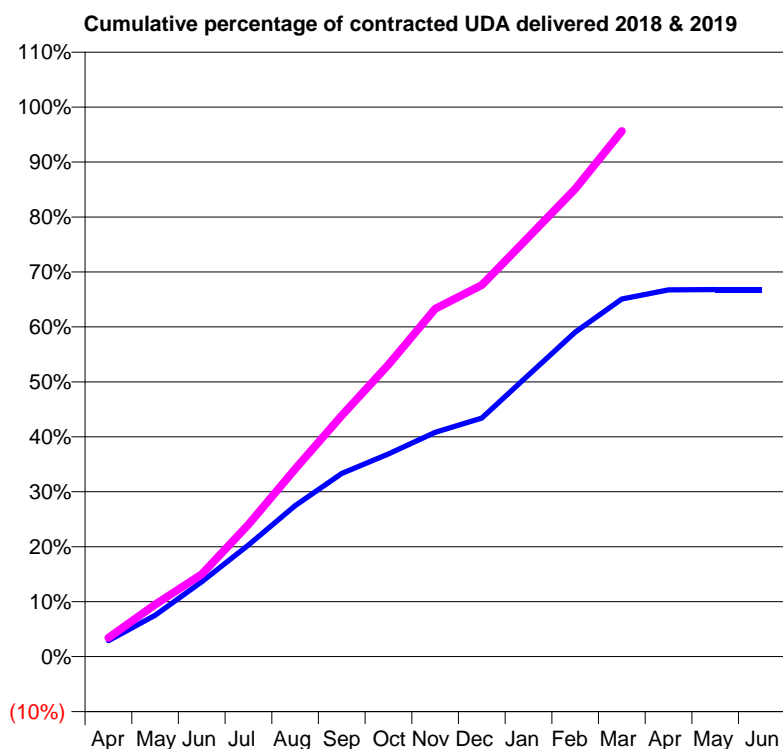
18/19 Contracted general activity (UDA)	5,000
Carry forward general activity (UDA)	0
18/19 Contracted orthodontic activity (UOA)	0
Carry forward orthodontic activity (UOA)	0
Baseline contract value	£165,632.88

ACCESS*

Patients seen in 24 months	Total	Change since previous quarter
Quarter ending March 2018	1,641	
Quarter ending June 2018	1,594	↓
Quarter ending September 2018	1,580	→
Quarter ending December 2018	1,541	↓
Quarter ending March 2019	1,512	↓
Variance since March 2018	(7.9%)	↓



ACTIVITY



Month	Adjusted Scheduled Activity (UDA)	
	2018	2019
April	221	172
May	576	474
June	1,041	749
July	1,552	1,202
August	2,100	1,707
September	2,548	2,194
October	2,819	2,656
November	3,118	3,165
December	3,317	3,381
January	3,915	3,818
February	4,512	4,256
March	4,973	4,781
April	5,099	
May	5,104	
June	5,105	

QUALITY

	Quantity	Base Number	Contract	AT	Region	England
% of FP17s for the same patient ID Re-attending within 3 months - Children	56	1,049	5.3%	10.3%	11.9%	11.8%
% of FP17s for the same patient ID Re-attending within 3 months - Adults	201	877	22.9%	15.6%	16.9%	15.7%
% of FP17s for the same patient ID Re-attending between 3 & 9 months - Children	585	1,049	55.8%	49.3%	48.9%	58.9%
% of FP17s for the same patient ID Re-attending between 3 & 9 months - Adults	360	877	41.0%	38.6%	38.9%	50.8%
% of FP17s for Band 1 Urgent Courses	132	1,862	7.1%	10.3%	10.7%	9.1%
% of FP17s Relating to Free Repair or Replacements	22	1,862	1.2%	0.6%	0.5%	0.8%
% of FP17s Relating to Continuations	0	1,862	0.0%	0.9%	0.7%	0.9%
% of Patients satisfied with the dentistry they have received	1	2	N/A	90.5%	89.1%	92.5%
% of Patients satisfied with the time they had to wait for an appointment	2	2	N/A	86.3%	83.1%	87.0%

* This is based on patients treated on this contract for their most recent course of treatment. Figures in italics indicate the base number of FP17s or Patient Questionnaire responses are less than 100. N/A is shown where the base number of responses is less than 10 during the period. % is calculated as Quantity/Base number*100

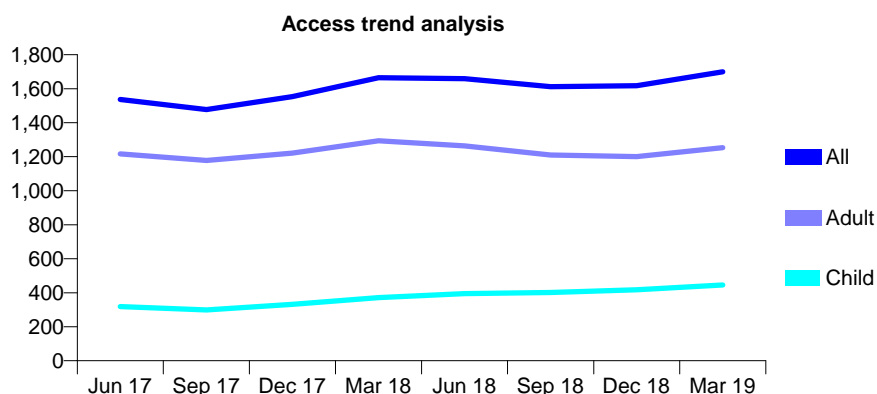
Q63 - Vital Signs At a Glance Contract Report for 819859/0001 - March 2019

Name or company name	MR CF MCCONNELL
Contract type name	GDS Contract
Purpose of contract	General
Contract start date	01/04/2006
Contract end date	

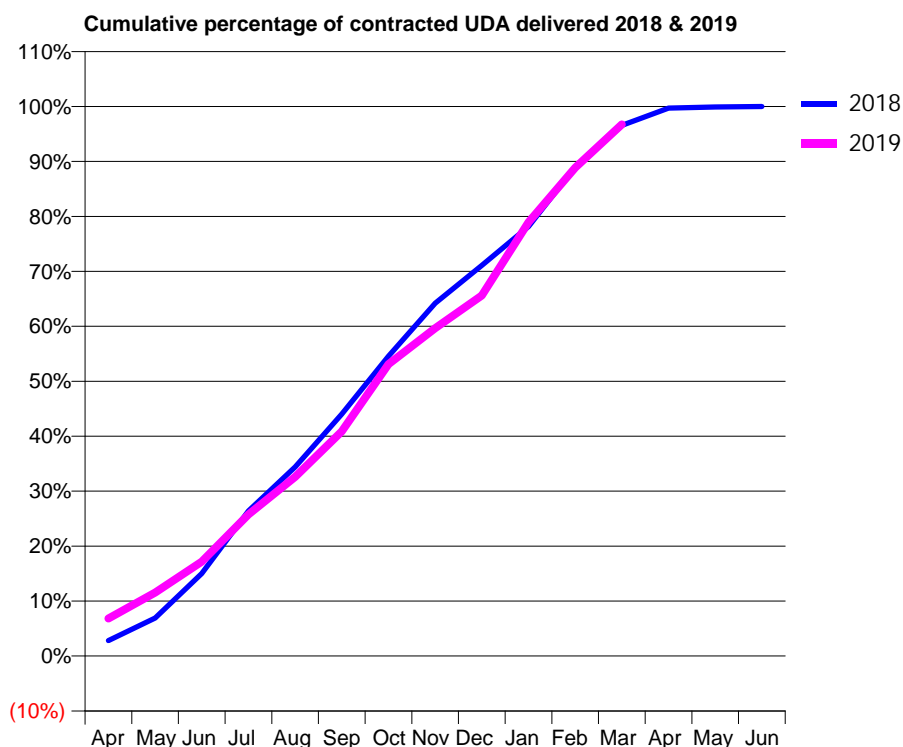
18/19 Contracted general activity (UDA)	5,369
Carry forward general activity (UDA)	1
18/19 Contracted orthodontic activity (UOA)	0
Carry forward orthodontic activity (UOA)	0
Baseline contract value	£144,725.56

ACCESS*

Patients seen in 24 months	Total	Change since previous quarter
Quarter ending March 2018	1,665	
Quarter ending June 2018	1,659	→
Quarter ending September 2018	1,611	↓
Quarter ending December 2018	1,618	→
Quarter ending March 2019	1,699	↑
Variance since March 2018	2.0%	↑



ACTIVITY



Month	Adjusted Scheduled Activity (UDA)	
	2018	2019
April	150	367
May	371	619
June	805	922
July	1,416	1,382
August	1,848	1,751
September	2,363	2,195
October	2,929	2,852
November	3,447	3,203
December	3,815	3,523
January	4,196	4,237
February	4,779	4,772
March	5,184	5,194
April	5,353	
May	5,364	
June	5,368	

QUALITY

	Quantity	Base Number	Contract	AT	Region	England
% of FP17s for the same patient ID Re-attending within 3 months - Children	5	547	0.9%	10.3%	11.9%	11.8%
% of FP17s for the same patient ID Re-attending within 3 months - Adults	72	1,600	4.5%	15.6%	16.9%	15.7%
% of FP17s for the same patient ID Re-attending between 3 & 9 months - Children	105	547	19.2%	49.3%	48.9%	58.9%
% of FP17s for the same patient ID Re-attending between 3 & 9 months - Adults	311	1,600	19.4%	38.6%	38.9%	50.8%
% of FP17s for Band 1 Urgent Courses	170	2,073	8.2%	10.3%	10.7%	9.1%
% of FP17s Relating to Free Repair or Replacements	14	2,073	0.7%	0.6%	0.5%	0.8%
% of FP17s Relating to Continuations	15	2,073	0.7%	0.9%	0.7%	0.9%
% of Patients satisfied with the dentistry they have received	1	1	N/A	90.5%	89.1%	92.5%
% of Patients satisfied with the time they had to wait for an appointment	1	1	N/A	86.3%	83.1%	87.0%

* This is based on patients treated on this contract for their most recent course of treatment. Figures in italics indicate the base number of FP17s or Patient Questionnaire responses are less than 100. N/A is shown where the base number of responses is less than 10 during the period. % is calculated as Quantity/Base number*100

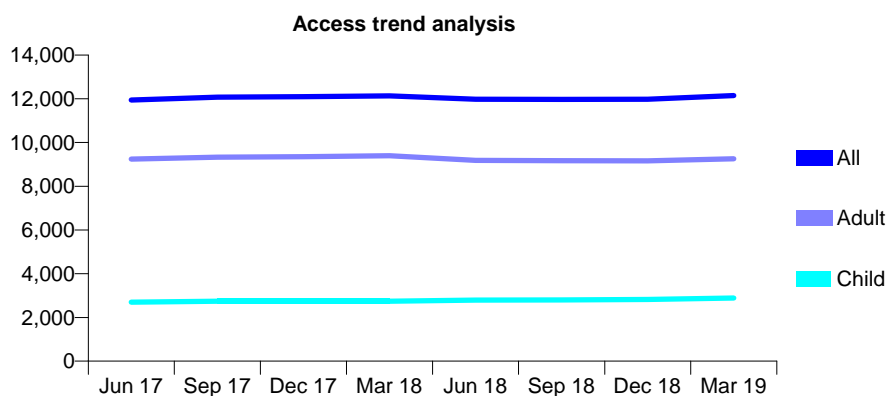
Q63 - Vital Signs At a Glance Contract Report for 825948/0006 - March 2019

Name or company name	MR JK KOTECHA
Contract type name	GDS Contract
Purpose of contract	General
Contract start date	01/04/2006
Contract end date	

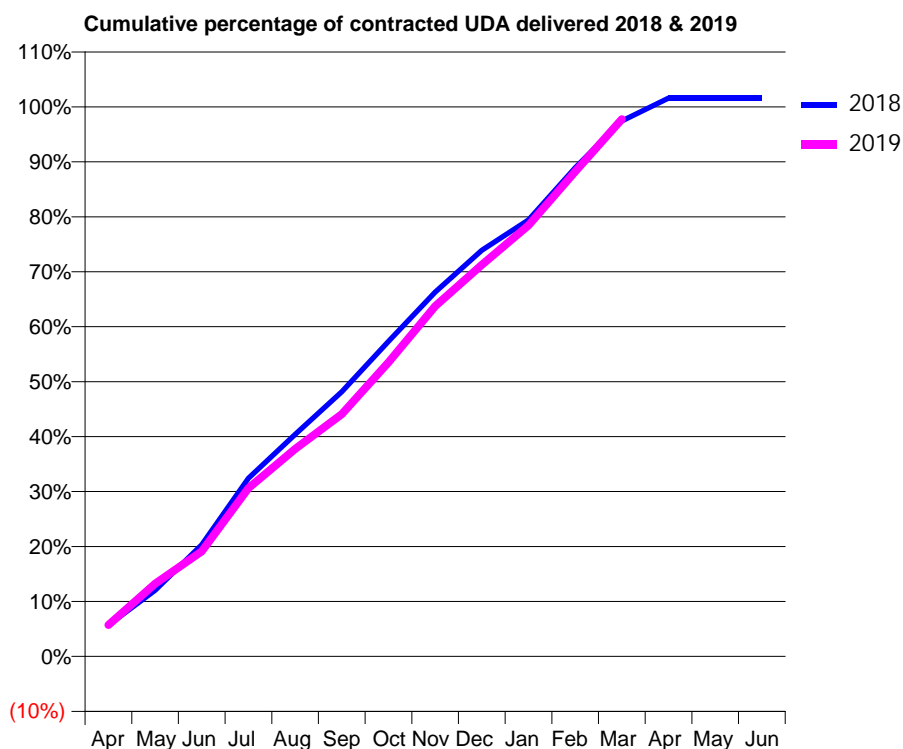
18/19 Contracted general activity (UDA)	36,391
Carry forward general activity (UDA)	-577
18/19 Contracted orthodontic activity (UOA)	0
Carry forward orthodontic activity (UOA)	0
Baseline contract value	£1,256,087.90

ACCESS*

Patients seen in 24 months	Total	Change since previous quarter
Quarter ending March 2018	12,139	
Quarter ending June 2018	11,976	↓
Quarter ending September 2018	11,973	→
Quarter ending December 2018	11,980	→
Quarter ending March 2019	12,151	→
Variance since March 2018	0.1%	→



ACTIVITY



Month	Adjusted Scheduled Activity (UDA)	
	2018	2019
April	2,071	2,076
May	4,385	4,821
June	7,397	6,955
July	11,805	11,136
August	14,705	13,736
September	17,524	16,038
October	20,866	19,475
November	24,121	23,197
December	26,893	25,936
January	28,911	28,543
February	32,362	32,102
March	35,449	35,568
April	36,974	
May	36,967	
June	36,968	

QUALITY

	Quantity	Base Number	Contract	AT	Region	England
% of FP17s for the same patient ID Re-attending within 3 months - Children	173	3,563	4.9%	10.3%	11.9%	11.8%
% of FP17s for the same patient ID Re-attending within 3 months - Adults	634	8,722	7.3%	15.6%	16.9%	15.7%
% of FP17s for the same patient ID Re-attending between 3 & 9 months - Children	1,854	3,563	52.0%	49.3%	48.9%	58.9%
% of FP17s for the same patient ID Re-attending between 3 & 9 months - Adults	3,446	8,722	39.5%	38.6%	38.9%	50.8%
% of FP17s for Band 1 Urgent Courses	376	11,830	3.2%	10.3%	10.7%	9.1%
% of FP17s Relating to Free Repair or Replacements	28	11,830	0.2%	0.6%	0.5%	0.8%
% of FP17s Relating to Continuations	0	11,830	0.0%	0.9%	0.7%	0.9%
% of Patients satisfied with the dentistry they have received	1	2	N/A	90.5%	89.1%	92.5%
% of Patients satisfied with the time they had to wait for an appointment	1	2	N/A	86.3%	83.1%	87.0%

* This is based on patients treated on this contract for their most recent course of treatment. Figures in italics indicate the base number of FP17s or Patient Questionnaire responses are less than 100. N/A is shown where the base number of responses is less than 10 during the period. % is calculated as Quantity/Base number*100

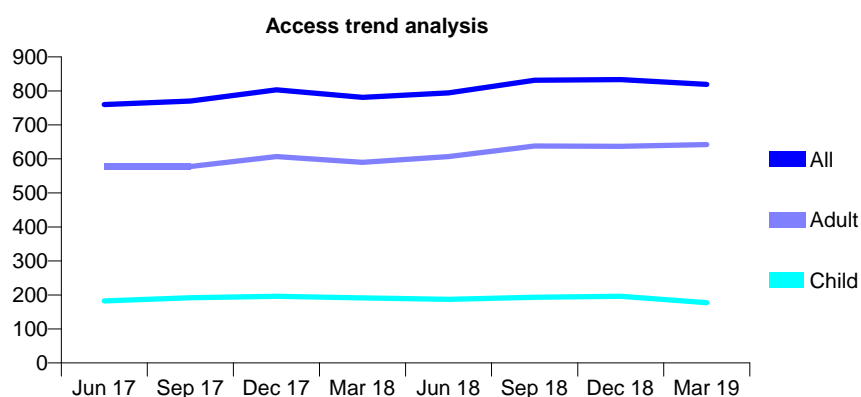
Q63 - Vital Signs At a Glance Contract Report for 825980/0001 - March 2019

Name or company name	MR KF D'SOUZA
Contract type name	GDS Contract
Purpose of contract	General
Contract start date	01/04/2006
Contract end date	

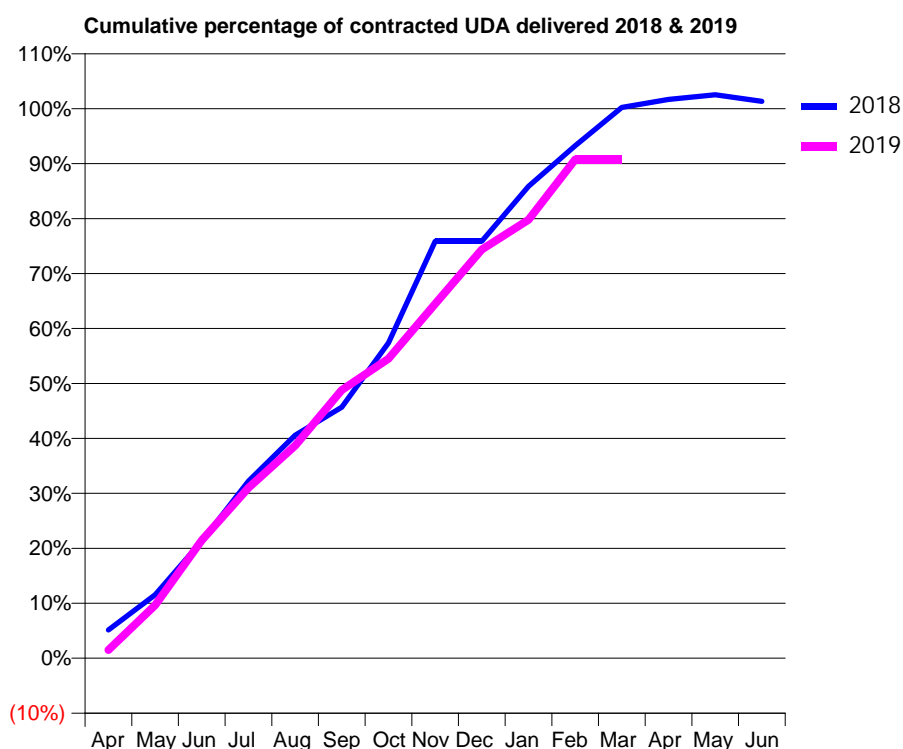
18/19 Contracted general activity (UDA)	2,000
Carry forward general activity (UDA)	-26
18/19 Contracted orthodontic activity (UOA)	0
Carry forward orthodontic activity (UOA)	0
Baseline contract value	£82,967.47

ACCESS*

Patients seen in 24 months	Total	Change since previous quarter
Quarter ending March 2018	781	
Quarter ending June 2018	794	→
Quarter ending September 2018	831	↑
Quarter ending December 2018	833	→
Quarter ending March 2019	819	↓
Variance since March 2018	4.9%	↑



ACTIVITY



Adjusted Scheduled Activity (UDA)		
Month	2018	2019
April	103	30
May	231	193
June	426	429
July	644	620
August	812	774
September	914	976
October	1,148	1,090
November	1,517	1,290
December	1,517	1,487
January	1,717	1,595
February	1,865	1,815
March	2,004	1,815
April	2,033	
May	2,050	
June	2,026	

QUALITY

	Quantity	Base Number	Contract	AT	Region	England
% of FP17s for the same patient ID Re-attending within 3 months - Children	5	154	3.2%	10.3%	11.9%	11.8%
% of FP17s for the same patient ID Re-attending within 3 months - Adults	60	494	12.1%	15.6%	16.9%	15.7%
% of FP17s for the same patient ID Re-attending between 3 & 9 months - Children	27	154	17.5%	49.3%	48.9%	58.9%
% of FP17s for the same patient ID Re-attending between 3 & 9 months - Adults	63	494	12.8%	38.6%	38.9%	50.8%
% of FP17s for Band 1 Urgent Courses	90	628	14.3%	10.3%	10.7%	9.1%
% of FP17s Relating to Free Repair or Replacements	0	628	0.0%	0.6%	0.5%	0.8%
% of FP17s Relating to Continuations	1	628	0.2%	0.9%	0.7%	0.9%
% of Patients satisfied with the dentistry they have received	1	1	N/A	90.5%	89.1%	92.5%
% of Patients satisfied with the time they had to wait for an appointment	1	1	N/A	86.3%	83.1%	87.0%

* This is based on patients treated on this contract for their most recent course of treatment. Figures in italics indicate the base number of FP17s or Patient Questionnaire responses are less than 100. N/A is shown where the base number of responses is less than 10 during the period. % is calculated as Quantity/Base number*100

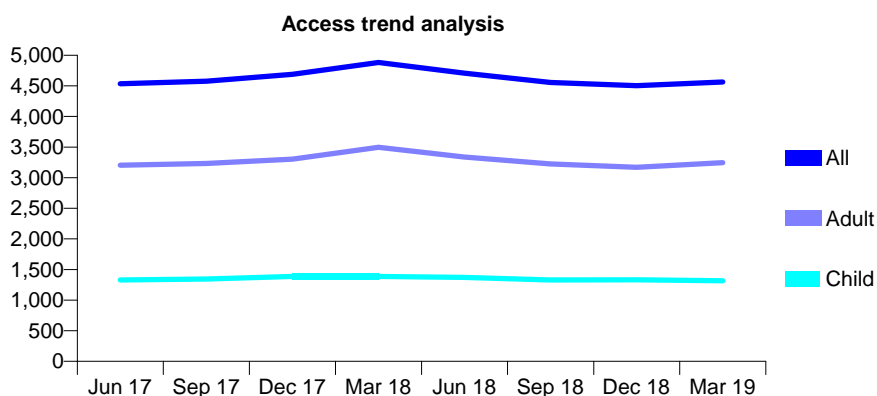
Q63 - Vital Signs At a Glance Contract Report for 829153/0001 - March 2019

Name or company name	MR GN BROWN
Contract type name	Pilot Contract
Purpose of contract	General
Contract start date	01/04/2006
Contract end date	

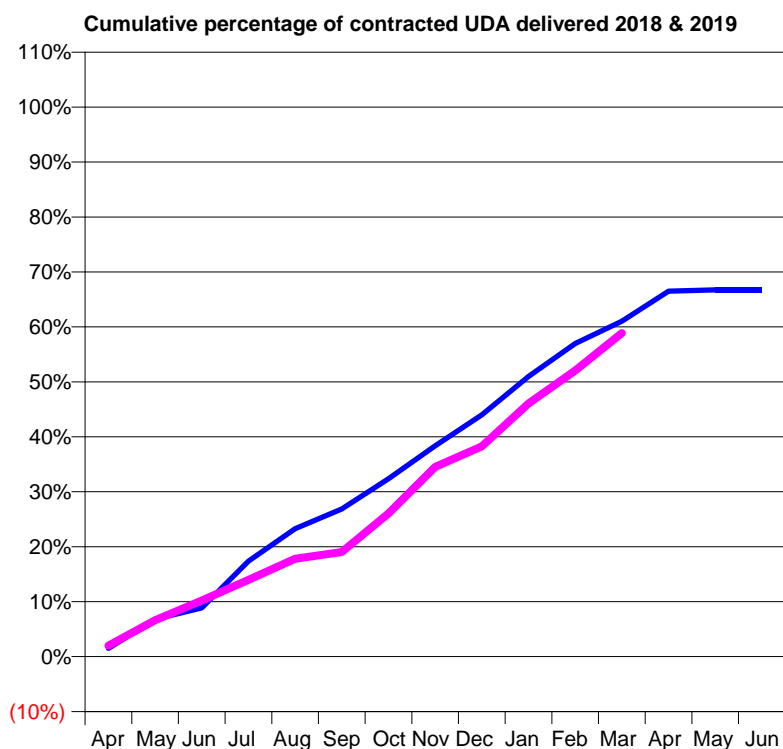
18/19 Contracted general activity (UDA)	14,148
Carry forward general activity (UDA)	0
18/19 Contracted orthodontic activity (UOA)	0
Carry forward orthodontic activity (UOA)	0
Baseline contract value	£452,237.94

ACCESS*

Patients seen in 24 months	Total	Change since previous quarter
Quarter ending March 2018	4,882	
Quarter ending June 2018	4,708	↓
Quarter ending September 2018	4,557	↓
Quarter ending December 2018	4,502	↓
Quarter ending March 2019	4,564	→
Variance since March 2018	(6.5%)	↓



ACTIVITY



Month	Adjusted Scheduled Activity (UDA)	
	2018	2019
April	215	284
May	965	938
June	1,255	1,443
July	2,458	1,975
August	3,294	2,522
September	3,802	2,694
October	4,577	3,687
November	5,431	4,883
December	6,223	5,412
January	7,213	6,516
February	8,065	7,367
March	8,632	8,328
April	9,407	
May	9,443	
June	9,442	

QUALITY

	Quantity	Base Number	Contract	AT	Region	England
% of FP17s for the same patient ID Re-attending within 3 months - Children	63	1,295	4.9%	10.3%	11.9%	11.8%
% of FP17s for the same patient ID Re-attending within 3 months - Adults	213	2,549	8.4%	15.6%	16.9%	15.7%
% of FP17s for the same patient ID Re-attending between 3 & 9 months - Children	366	1,295	28.3%	49.3%	48.9%	58.9%
% of FP17s for the same patient ID Re-attending between 3 & 9 months - Adults	495	2,549	19.4%	38.6%	38.9%	50.8%
% of FP17s for Band 1 Urgent Courses	212	2,931	7.2%	10.3%	10.7%	9.1%
% of FP17s Relating to Free Repair or Replacements	7	2,931	0.2%	0.6%	0.5%	0.8%
% of FP17s Relating to Continuations	20	2,931	0.7%	0.9%	0.7%	0.9%
% of Patients satisfied with the dentistry they have received	0	0	N/A	90.5%	89.1%	92.5%
% of Patients satisfied with the time they had to wait for an appointment	0	0	N/A	86.3%	83.1%	87.0%

* This is based on patients treated on this contract for their most recent course of treatment. Figures in italics indicate the base number of FP17s or Patient Questionnaire responses are less than 100. N/A is shown where the base number of responses is less than 10 during the period. % is calculated as Quantity/Base number*100

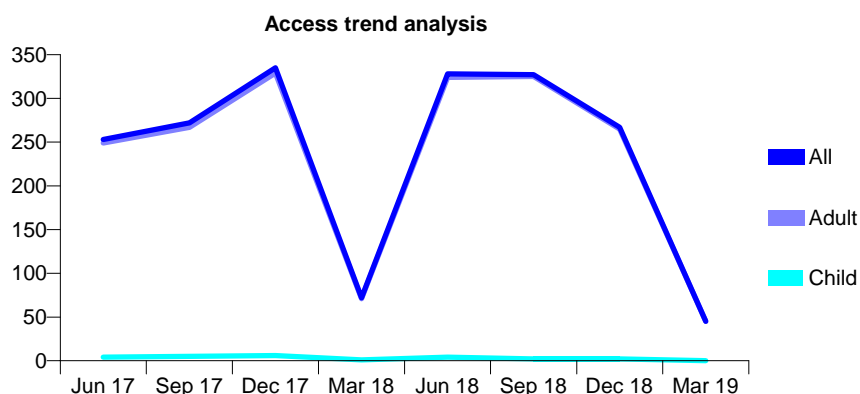
Q63 - Vital Signs At a Glance Contract Report for 829153/0003 - March 2019

Name or company name	MR GN BROWN
Contract type name	PDS Contract
Purpose of contract	General
Contract start date	01/01/2008
Contract end date	30/09/2018

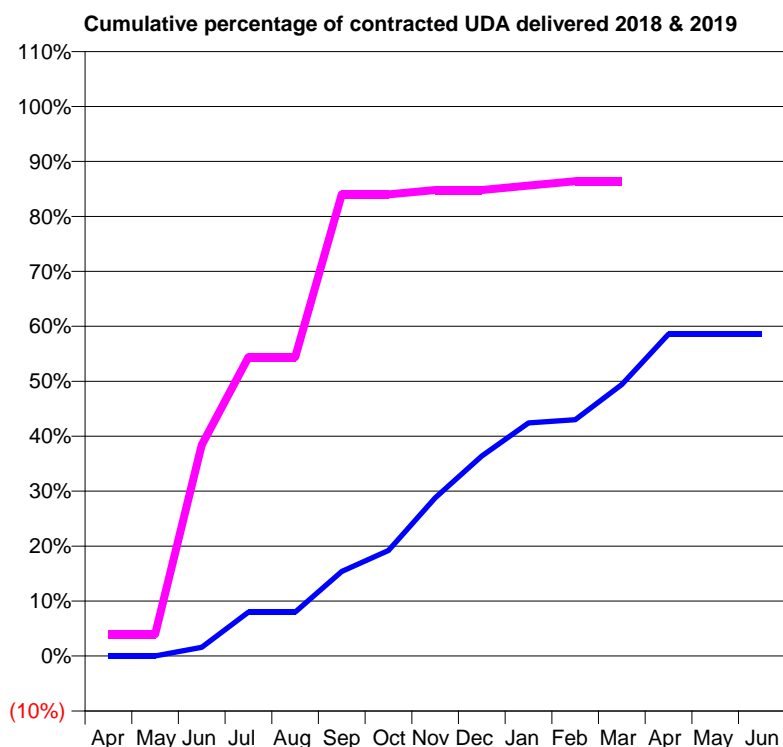
18/19 Contracted general activity (UDA)	375
Carry forward general activity (UDA)	0
18/19 Contracted orthodontic activity (UOA)	0
Carry forward orthodontic activity (UOA)	0
Baseline contract value	£17,763.17

ACCESS*

Patients seen in 24 months	Total	Change since previous quarter
Quarter ending March 2018	72	
Quarter ending June 2018	328	↑
Quarter ending September 2018	327	→
Quarter ending December 2018	267	↓
Quarter ending March 2019	45	↓
Variance since March 2018	(37.5%)	↓



ACTIVITY



Month	Adjusted Scheduled Activity (UDA)	
	2018	2019
April	0	15
May	0	15
June	24	144
July	120	204
August	120	204
September	231	315
October	288	315
November	432	318
December	546	318
January	636	321
February	645	324
March	741	324
April	879	
May	879	
June	879	

QUALITY

	Quantity	Base Number	Contract	AT	Region	England
% of FP17s for the same patient ID Re-attending within 3 months - Children	0	2	0.0%	10.3%	11.9%	11.8%
% of FP17s for the same patient ID Re-attending within 3 months - Adults	1	152	0.7%	15.6%	16.9%	15.7%
% of FP17s for the same patient ID Re-attending between 3 & 9 months - Children	0	2	0.0%	49.3%	48.9%	58.9%
% of FP17s for the same patient ID Re-attending between 3 & 9 months - Adults	0	152	0.0%	38.6%	38.9%	50.8%
% of FP17s for Band 1 Urgent Courses	0	108	0.0%	10.3%	10.7%	9.1%
% of FP17s Relating to Free Repair or Replacements	0	108	0.0%	0.6%	0.5%	0.8%
% of FP17s Relating to Continuations	0	108	0.0%	0.9%	0.7%	0.9%
% of Patients satisfied with the dentistry they have received	0	0	N/A	90.5%	89.1%	92.5%
% of Patients satisfied with the time they had to wait for an appointment	0	0	N/A	86.3%	83.1%	87.0%

* This is based on patients treated on this contract for their most recent course of treatment.

Figures in italics indicate the base number of FP17s or Patient Questionnaire responses are less than 100. N/A is shown where the base number of responses is less than 10 during the period. % is calculated as Quantity/Base number*100

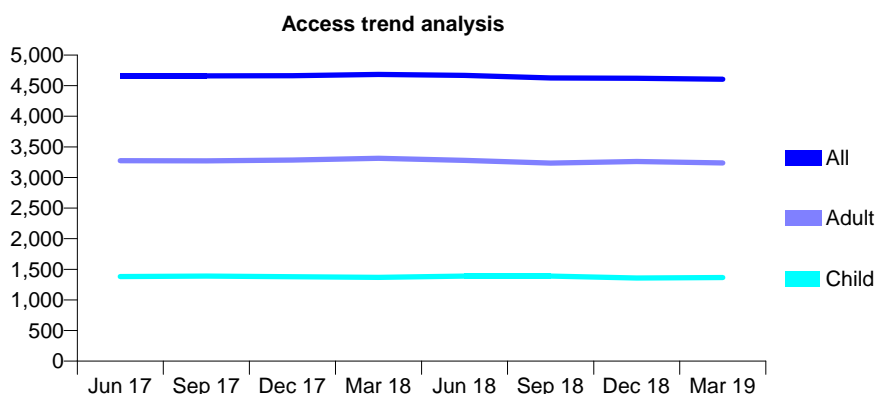
Q63 - Vital Signs At a Glance Contract Report for 829285/0002 - March 2019

Name or company name	MRS CO ADELOYE
Contract type name	Pilot Contract
Purpose of contract	General
Contract start date	01/04/2006
Contract end date	

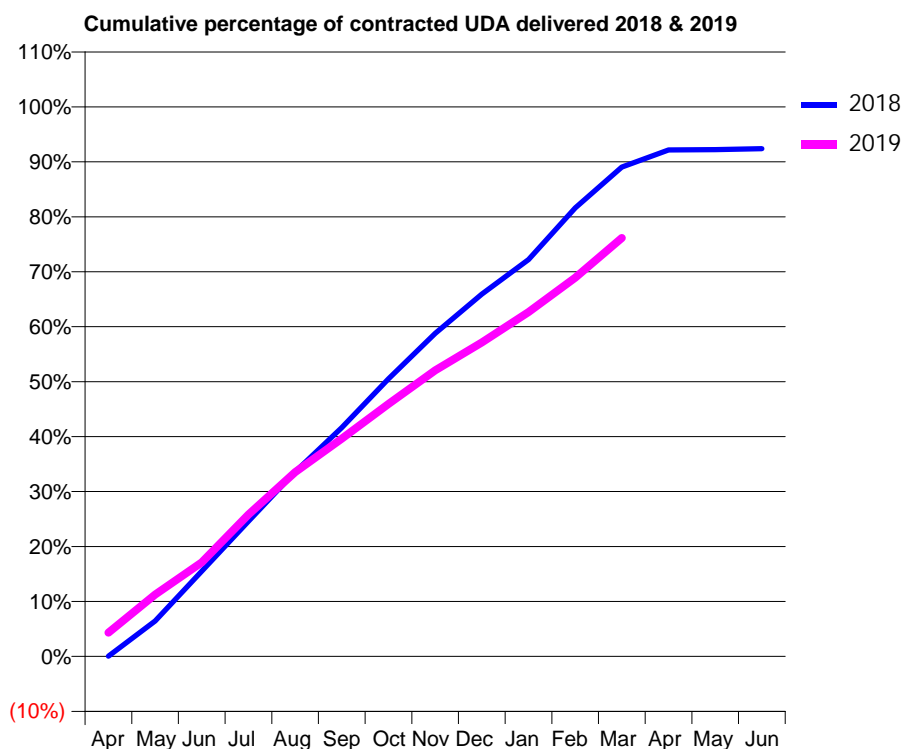
18/19 Contracted general activity (UDA)	15,503
Carry forward general activity (UDA)	0
18/19 Contracted orthodontic activity (UOA)	0
Carry forward orthodontic activity (UOA)	0
Baseline contract value	£384,325.63

ACCESS*

Patients seen in 24 months	Total	Change since previous quarter
Quarter ending March 2018	4,684	
Quarter ending June 2018	4,668	→
Quarter ending September 2018	4,626	→
Quarter ending December 2018	4,620	→
Quarter ending March 2019	4,605	→
Variance since March 2018	(1.7%)	↓



ACTIVITY



Month	Adjusted Scheduled Activity (UDA)	
	2018	2019
April	7	671
May	1,004	1,743
June	2,405	2,655
July	3,812	4,006
August	5,207	5,196
September	6,452	6,140
October	7,832	7,125
November	9,114	8,072
December	10,222	8,854
January	11,196	9,710
February	12,655	10,685
March	13,804	11,805
April	14,285	
May	14,298	
June	14,325	

QUALITY

	Quantity	Base Number	Contract	AT	Region	England
% of FP17s for the same patient ID Re-attending within 3 months - Children	136	1,503	9.0%	10.3%	11.9%	11.8%
% of FP17s for the same patient ID Re-attending within 3 months - Adults	561	3,245	17.3%	15.6%	16.9%	15.7%
% of FP17s for the same patient ID Re-attending between 3 & 9 months - Children	565	1,503	37.6%	49.3%	48.9%	58.9%
% of FP17s for the same patient ID Re-attending between 3 & 9 months - Adults	994	3,245	30.6%	38.6%	38.9%	50.8%
% of FP17s for Band 1 Urgent Courses	391	4,568	8.6%	10.3%	10.7%	9.1%
% of FP17s Relating to Free Repair or Replacements	43	4,568	0.9%	0.6%	0.5%	0.8%
% of FP17s Relating to Continuations	40	4,568	0.9%	0.9%	0.7%	0.9%
% of Patients satisfied with the dentistry they have received	0	0	N/A	90.5%	89.1%	92.5%
% of Patients satisfied with the time they had to wait for an appointment	0	0	N/A	86.3%	83.1%	87.0%

* This is based on patients treated on this contract for their most recent course of treatment. Figures in italics indicate the base number of FP17s or Patient Questionnaire responses are less than 100. N/A is shown where the base number of responses is less than 10 during the period. % is calculated as Quantity/Base number*100

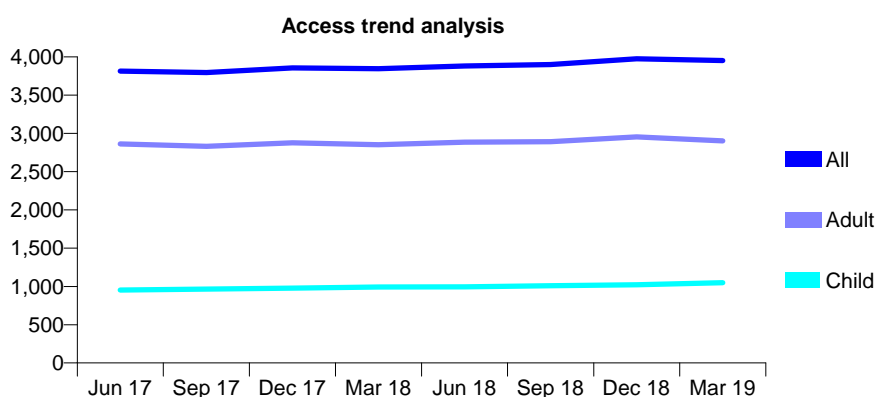
Q63 - Vital Signs At a Glance Contract Report for 829285/0006 - March 2019

Name or company name	MRS CO ADELOYE
Contract type name	Pilot Contract
Purpose of contract	General
Contract start date	15/10/2009
Contract end date	

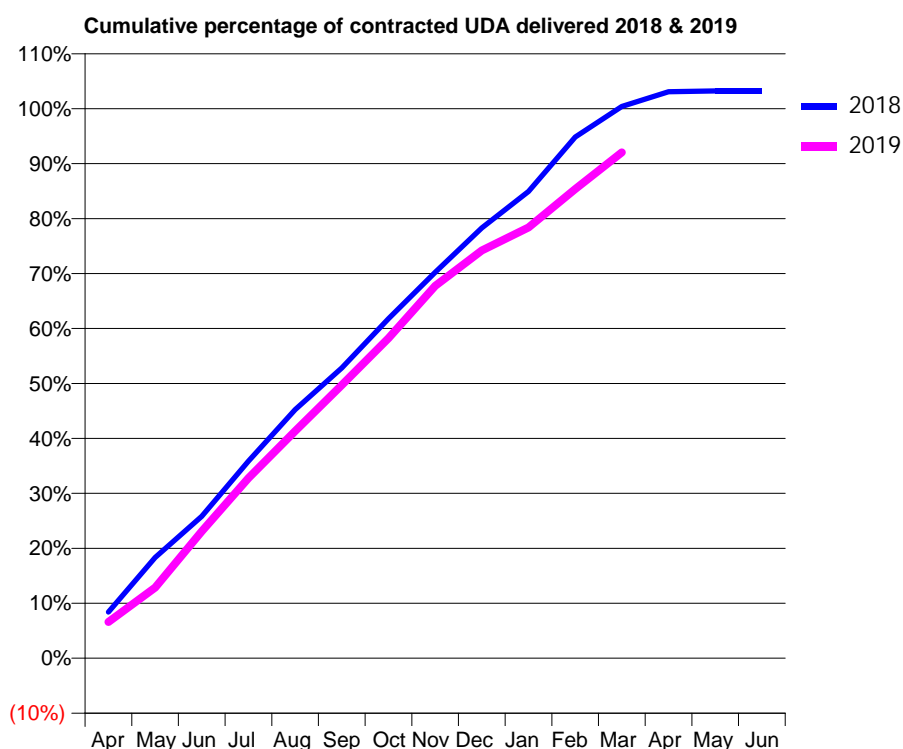
18/19 Contracted general activity (UDA)	10,500
Carry forward general activity (UDA)	-210
18/19 Contracted orthodontic activity (UOA)	0
Carry forward orthodontic activity (UOA)	0
Baseline contract value	£305,001.68

ACCESS*

Patients seen in 24 months	Total	Change since previous quarter
Quarter ending March 2018	3,845	
Quarter ending June 2018	3,880	→
Quarter ending September 2018	3,900	→
Quarter ending December 2018	3,975	→
Quarter ending March 2019	3,952	→
Variance since March 2018	2.8%	↑



ACTIVITY



Month	Adjusted Scheduled Activity (UDA)	
	2018	2019
April	882	691
May	1,924	1,349
June	2,709	2,426
July	3,767	3,441
August	4,751	4,341
September	5,545	5,220
October	6,486	6,113
November	7,373	7,116
December	8,222	7,791
January	8,916	8,228
February	9,955	8,965
March	10,542	9,663
April	10,822	
May	10,839	
June	10,839	

QUALITY

	Quantity	Base Number	Contract	AT	Region	England
% of FP17s for the same patient ID Re-attending within 3 months - Children	71	1,059	6.7%	10.3%	11.9%	11.8%
% of FP17s for the same patient ID Re-attending within 3 months - Adults	288	2,639	10.9%	15.6%	16.9%	15.7%
% of FP17s for the same patient ID Re-attending between 3 & 9 months - Children	309	1,059	29.2%	49.3%	48.9%	58.9%
% of FP17s for the same patient ID Re-attending between 3 & 9 months - Adults	752	2,639	28.5%	38.6%	38.9%	50.8%
% of FP17s for Band 1 Urgent Courses	385	3,625	10.6%	10.3%	10.7%	9.1%
% of FP17s Relating to Free Repair or Replacements	30	3,625	0.8%	0.6%	0.5%	0.8%
% of FP17s Relating to Continuations	2	3,625	0.1%	0.9%	0.7%	0.9%
% of Patients satisfied with the dentistry they have received	1	1	N/A	90.5%	89.1%	92.5%
% of Patients satisfied with the time they had to wait for an appointment	1	1	N/A	86.3%	83.1%	87.0%

* This is based on patients treated on this contract for their most recent course of treatment. Figures in italics indicate the base number of FP17s or Patient Questionnaire responses are less than 100. N/A is shown where the base number of responses is less than 10 during the period. % is calculated as Quantity/Base number*100

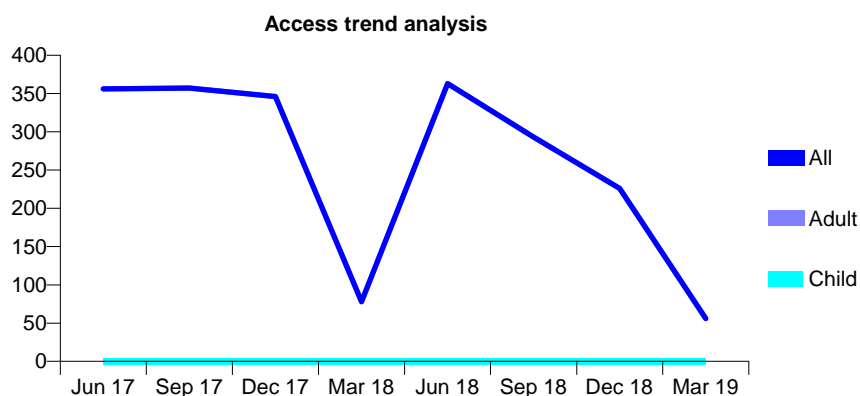
Q63 - Vital Signs At a Glance Contract Report for 835099/0002 - March 2019

Name or company name	MISS F PESSIAN HAGHIGHI
Contract type name	PDS Contract
Purpose of contract	General
Contract start date	01/06/2013
Contract end date	30/06/2018

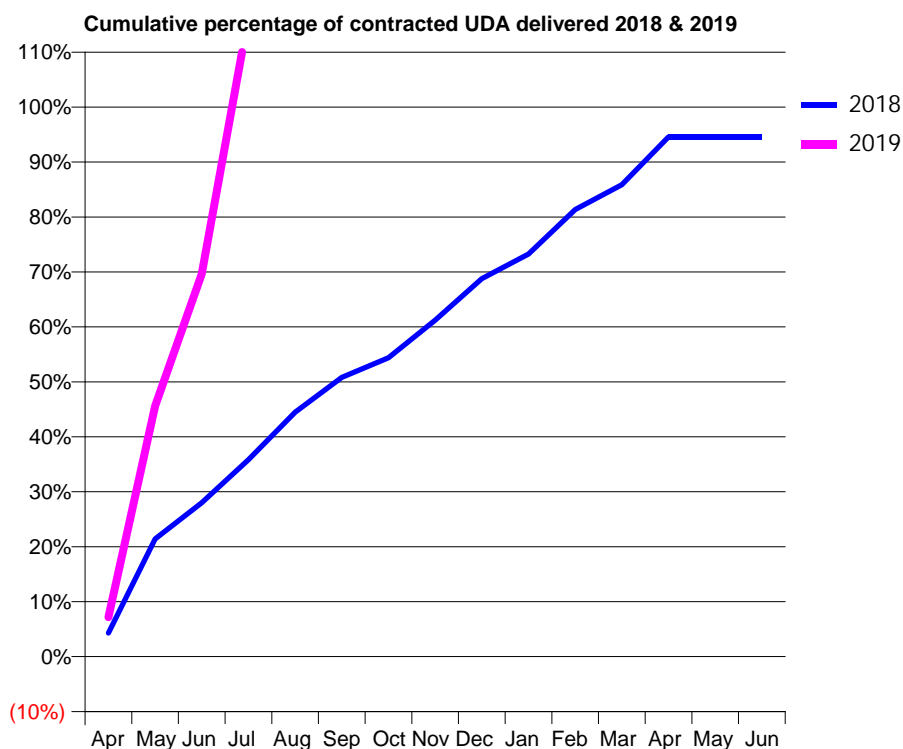
18/19 Contracted general activity (UDA)	250
Carry forward general activity (UDA)	0
18/19 Contracted orthodontic activity (UOA)	0
Carry forward orthodontic activity (UOA)	0
Baseline contract value	£13,506.11

ACCESS*

Patients seen in 24 months	Total	Change since previous quarter
Quarter ending March 2018	78	
Quarter ending June 2018	363	↑
Quarter ending September 2018	293	↓
Quarter ending December 2018	226	↓
Quarter ending March 2019	56	↓
Variance since March 2018	(28.2%)	↓



ACTIVITY



Month	Adjusted Scheduled Activity (UDA)	
	2018	2019
April	43	18
May	214	114
June	280	174
July	358	291
August	444	291
September	507	291
October	543	291
November	612	291
December	687	291
January	732	291
February	813	291
March	858	291
April	945	
May	945	
June	945	

QUALITY

	Quantity	Base Number	Contract	AT	Region	England
% of FP17s for the same patient ID Re-attending within 3 months - Children	0	1	0.0%	10.3%	11.9%	11.8%
% of FP17s for the same patient ID Re-attending within 3 months - Adults	0	125	0.0%	15.6%	16.9%	15.7%
% of FP17s for the same patient ID Re-attending between 3 & 9 months - Children	0	1	0.0%	49.3%	48.9%	58.9%
% of FP17s for the same patient ID Re-attending between 3 & 9 months - Adults	0	125	0.0%	38.6%	38.9%	50.8%
% of FP17s for Band 1 Urgent Courses	0	97	0.0%	10.3%	10.7%	9.1%
% of FP17s Relating to Free Repair or Replacements	0	97	0.0%	0.6%	0.5%	0.8%
% of FP17s Relating to Continuations	0	97	0.0%	0.9%	0.7%	0.9%
% of Patients satisfied with the dentistry they have received	0	0	N/A	90.5%	89.1%	92.5%
% of Patients satisfied with the time they had to wait for an appointment	0	0	N/A	86.3%	83.1%	87.0%

* This is based on patients treated on this contract for their most recent course of treatment. Figures in italics indicate the base number of FP17s or Patient Questionnaire responses are less than 100. N/A is shown where the base number of responses is less than 10 during the period. % is calculated as Quantity/Base number*100

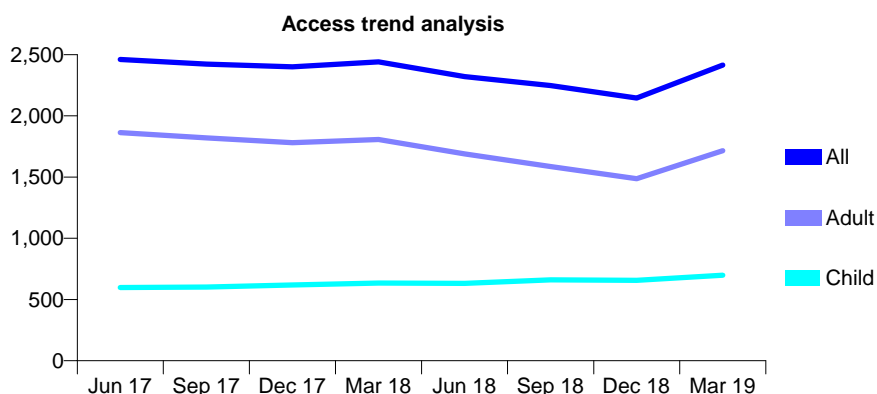
Q63 - Vital Signs At a Glance Contract Report for 839876/0001 - March 2019

Name or company name	MISS RN NATH
Contract type name	GDS Contract
Purpose of contract	General
Contract start date	01/04/2006
Contract end date	

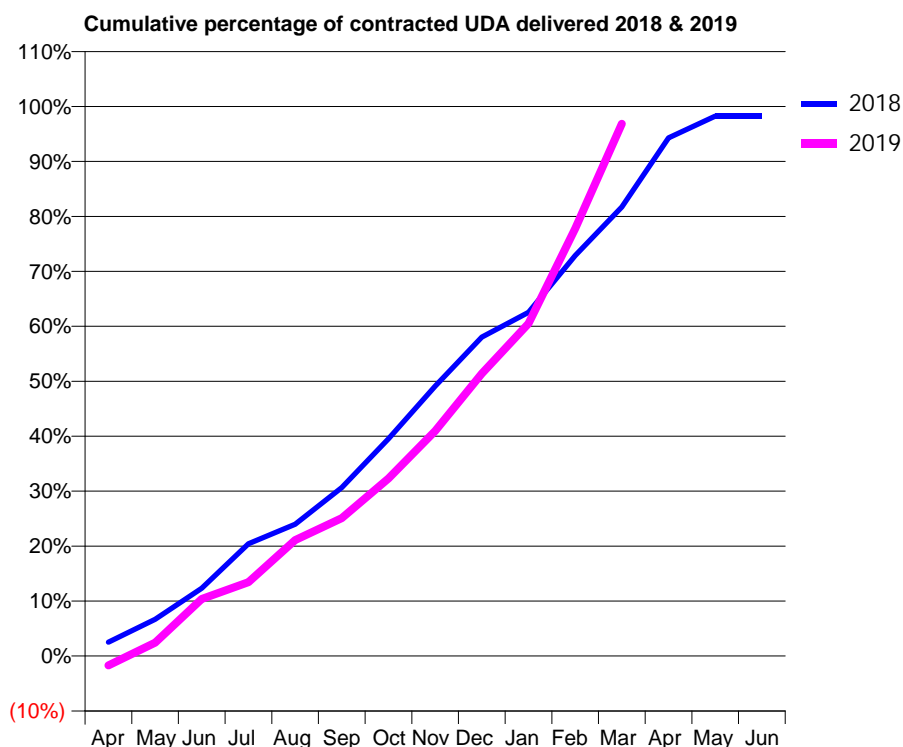
18/19 Contracted general activity (UDA)	5,861
Carry forward general activity (UDA)	102
18/19 Contracted orthodontic activity (UOA)	0
Carry forward orthodontic activity (UOA)	0
Baseline contract value	£148,208.36

ACCESS*

Patients seen in 24 months	Total	Change since previous quarter
Quarter ending March 2018	2,442	
Quarter ending June 2018	2,321	↓
Quarter ending September 2018	2,248	↓
Quarter ending December 2018	2,145	↓
Quarter ending March 2019	2,415	↑
Variance since March 2018	(1.1%)	↓



ACTIVITY



Month	Adjusted Scheduled Activity (UDA)	
	2018	2019
April	147	-102
May	392	143
June	724	609
July	1,197	789
August	1,406	1,237
September	1,798	1,471
October	2,318	1,893
November	2,878	2,402
December	3,401	3,012
January	3,666	3,546
February	4,271	4,560
March	4,788	5,676
April	5,527	
May	5,759	
June	5,759	

QUALITY

	Quantity	Base Number	Contract	AT	Region	England
% of FP17s for the same patient ID Re-attending within 3 months - Children	156	1,134	13.8%	10.3%	11.9%	11.8%
% of FP17s for the same patient ID Re-attending within 3 months - Adults	442	2,302	19.2%	15.6%	16.9%	15.7%
% of FP17s for the same patient ID Re-attending between 3 & 9 months - Children	558	1,134	49.2%	49.3%	48.9%	58.9%
% of FP17s for the same patient ID Re-attending between 3 & 9 months - Adults	846	2,302	36.8%	38.6%	38.9%	50.8%
% of FP17s for Band 1 Urgent Courses	305	2,314	13.2%	10.3%	10.7%	9.1%
% of FP17s Relating to Free Repair or Replacements	10	2,314	0.4%	0.6%	0.5%	0.8%
% of FP17s Relating to Continuations	17	2,314	0.7%	0.9%	0.7%	0.9%
% of Patients satisfied with the dentistry they have received	0	0	N/A	90.5%	89.1%	92.5%
% of Patients satisfied with the time they had to wait for an appointment	0	0	N/A	86.3%	83.1%	87.0%

* This is based on patients treated on this contract for their most recent course of treatment. Figures in italics indicate the base number of FP17s or Patient Questionnaire responses are less than 100. N/A is shown where the base number of responses is less than 10 during the period. % is calculated as Quantity/Base number*100

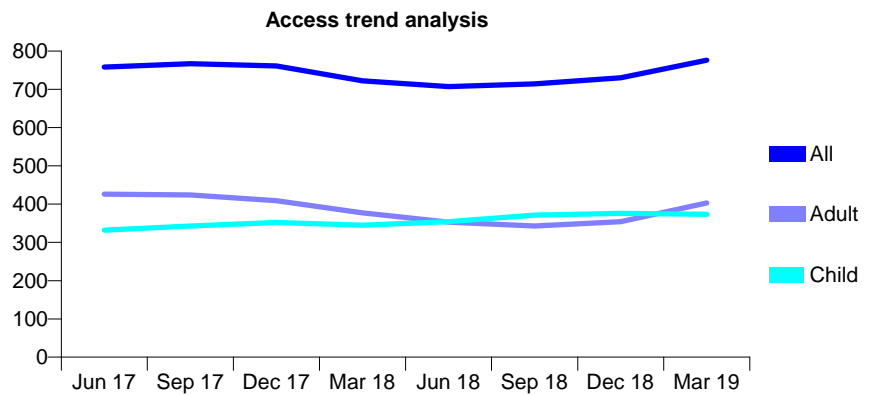
Q63 - Vital Signs At a Glance Contract Report for 842761/0001 - March 2019

Name or company name	MRS H SEBI
Contract type name	GDS Contract
Purpose of contract	General
Contract start date	01/04/2006
Contract end date	

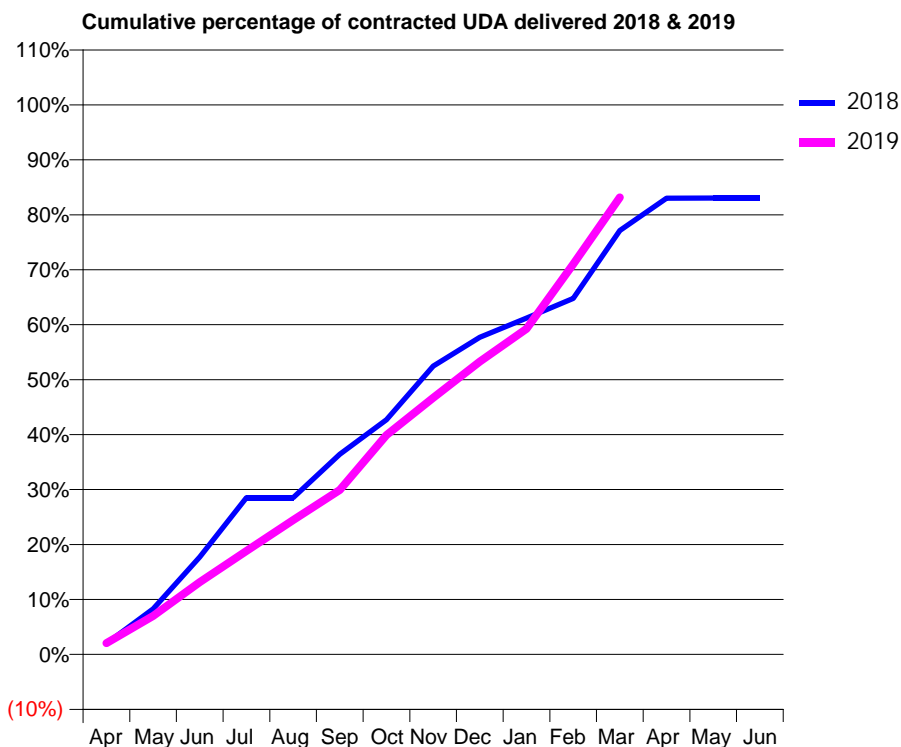
18/19 Contracted general activity (UDA)	1,704
Carry forward general activity (UDA)	0
18/19 Contracted orthodontic activity (UOA)	0
Carry forward orthodontic activity (UOA)	0
Baseline contract value	£43,853.20

ACCESS*

Patients seen in 24 months	Total	Change since previous quarter
Quarter ending March 2018	722	
Quarter ending June 2018	707	↓
Quarter ending September 2018	714	→
Quarter ending December 2018	730	↑
Quarter ending March 2019	776	↑
Variance since March 2018	7.5%	↑



ACTIVITY



Month	2018	2019
April	34	35
May	141	119
June	302	224
July	486	321
August	486	417
September	620	510
October	728	680
November	894	796
December	983	908
January	1,043	1,009
February	1,104	1,210
March	1,314	1,417
April	1,414	
May	1,415	
June	1,415	

QUALITY

	Quantity	Base Number	Contract	AT	Region	England
% of FP17s for the same patient ID Re-attending within 3 months - Children	6	366	1.6%	10.3%	11.9%	11.8%
% of FP17s for the same patient ID Re-attending within 3 months - Adults	15	352	4.3%	15.6%	16.9%	15.7%
% of FP17s for the same patient ID Re-attending between 3 & 9 months - Children	97	366	26.5%	49.3%	48.9%	58.9%
% of FP17s for the same patient ID Re-attending between 3 & 9 months - Adults	76	352	21.6%	38.6%	38.9%	50.8%
% of FP17s for Band 1 Urgent Courses	20	681	2.9%	10.3%	10.7%	9.1%
% of FP17s Relating to Free Repair or Replacements	0	681	0.0%	0.6%	0.5%	0.8%
% of FP17s Relating to Continuations	0	681	0.0%	0.9%	0.7%	0.9%
% of Patients satisfied with the dentistry they have received	0	0	N/A	90.5%	89.1%	92.5%
% of Patients satisfied with the time they had to wait for an appointment	0	0	N/A	86.3%	83.1%	87.0%

* This is based on patients treated on this contract for their most recent course of treatment. Figures in italics indicate the base number of FP17s or Patient Questionnaire responses are less than 100. N/A is shown where the base number of responses is less than 10 during the period. % is calculated as Quantity/Base number*100

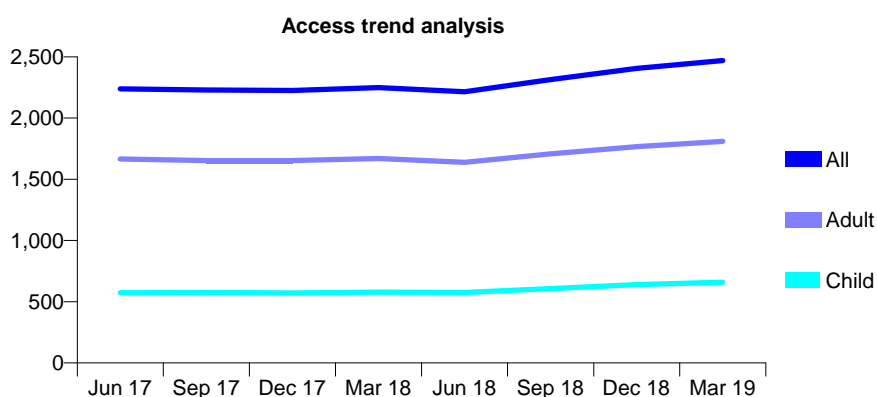
Q63 - Vital Signs At a Glance Contract Report for 843210/0001 - March 2019

Name or company name	MISS S HAMZEHNEJAD
Contract type name	GDS Contract
Purpose of contract	General
Contract start date	01/04/2006
Contract end date	

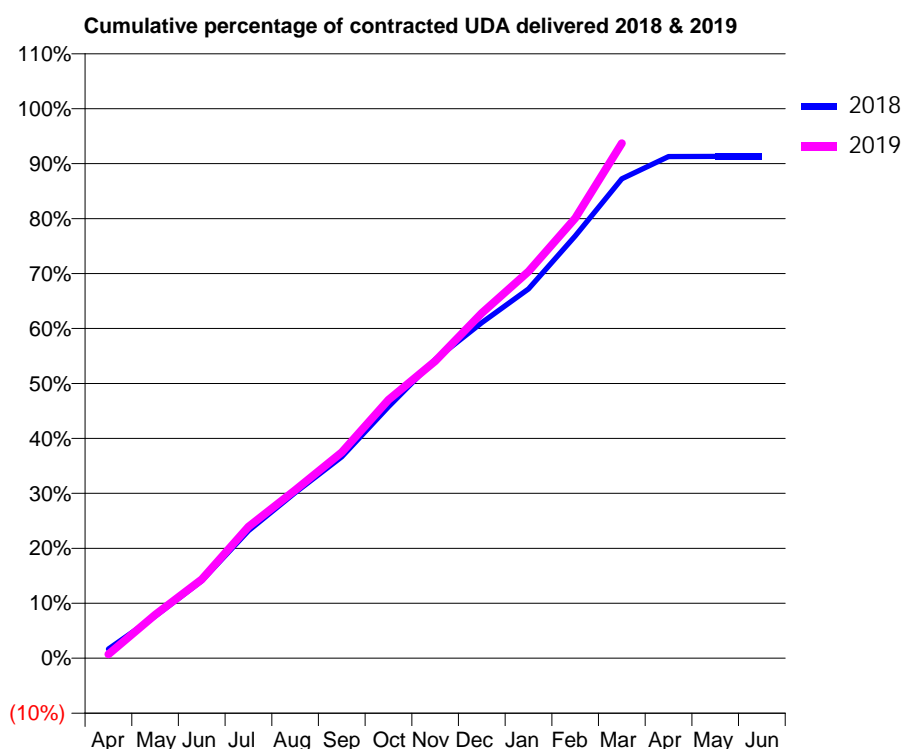
18/19 Contracted general activity (UDA)	8,228
Carry forward general activity (UDA)	0
18/19 Contracted orthodontic activity (UOA)	0
Carry forward orthodontic activity (UOA)	0
Baseline contract value	£226,005.34

ACCESS*

Patients seen in 24 months	Total	Change since previous quarter
Quarter ending March 2018	2,249	
Quarter ending June 2018	2,215	↓
Quarter ending September 2018	2,314	↑
Quarter ending December 2018	2,406	↑
Quarter ending March 2019	2,470	↑
Variance since March 2018	9.8%	↑



ACTIVITY



Month	2018	2019
April	139	58
May	630	651
June	1,159	1,181
July	1,909	1,967
August	2,478	2,517
September	3,016	3,081
October	3,764	3,868
November	4,471	4,451
December	5,023	5,167
January	5,530	5,788
February	6,323	6,589
March	7,177	7,710
April	7,510	
May	7,512	
June	7,512	

QUALITY

	Quantity	Base Number	Contract	AT	Region	England
% of FP17s for the same patient ID Re-attending within 3 months - Children	132	941	14.0%	10.3%	11.9%	11.8%
% of FP17s for the same patient ID Re-attending within 3 months - Adults	400	2,288	17.5%	15.6%	16.9%	15.7%
% of FP17s for the same patient ID Re-attending between 3 & 9 months - Children	421	941	44.7%	49.3%	48.9%	58.9%
% of FP17s for the same patient ID Re-attending between 3 & 9 months - Adults	964	2,288	42.1%	38.6%	38.9%	50.8%
% of FP17s for Band 1 Urgent Courses	328	3,063	10.7%	10.3%	10.7%	9.1%
% of FP17s Relating to Free Repair or Replacements	62	3,063	2.0%	0.6%	0.5%	0.8%
% of FP17s Relating to Continuations	65	3,063	2.1%	0.9%	0.7%	0.9%
% of Patients satisfied with the dentistry they have received	1	1	N/A	90.5%	89.1%	92.5%
% of Patients satisfied with the time they had to wait for an appointment	1	1	N/A	86.3%	83.1%	87.0%

* This is based on patients treated on this contract for their most recent course of treatment.

Figures in italics indicate the base number of FP17s or Patient Questionnaire responses are less than 100. N/A is shown where the base number of responses is less than 10 during the period. % is calculated as Quantity/Base number*100

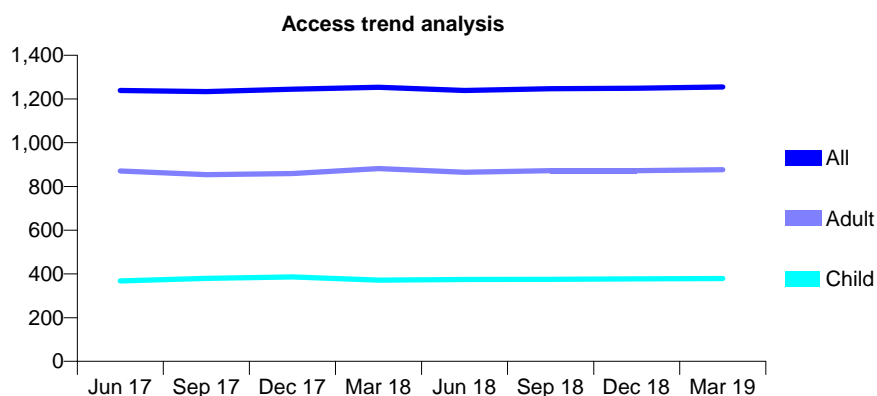
Q63 - Vital Signs At a Glance Contract Report for 843423/0001 - March 2019

Name or company name	MISS S RAHIMI-ATA
Contract type name	GDS Contract
Purpose of contract	General
Contract start date	01/04/2006
Contract end date	

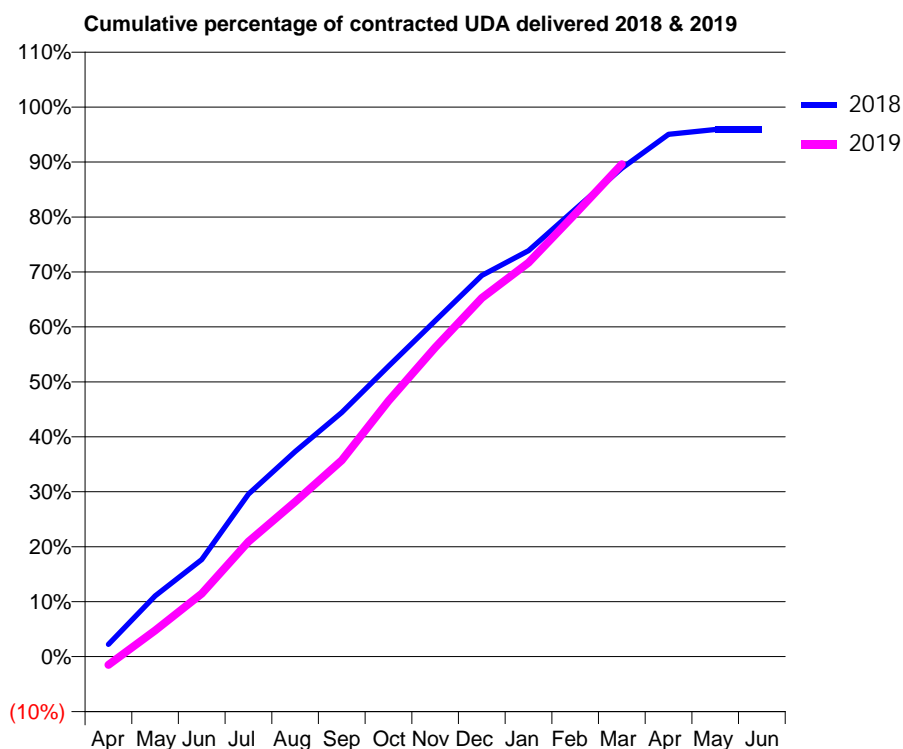
18/19 Contracted general activity (UDA)	4,738
Carry forward general activity (UDA)	193
18/19 Contracted orthodontic activity (UOA)	0
Carry forward orthodontic activity (UOA)	0
Baseline contract value	£151,450.21

ACCESS*

Patients seen in 24 months	Total	Change since previous quarter
Quarter ending March 2018	1,253	
Quarter ending June 2018	1,239	↓
Quarter ending September 2018	1,247	→
Quarter ending December 2018	1,249	→
Quarter ending March 2019	1,255	→
Variance since March 2018	0.2%	→



ACTIVITY



Month	Adjusted Scheduled Activity (UDA)	
	2018	2019
April	106	-72
May	524	226
June	836	543
July	1,401	992
August	1,769	1,336
September	2,105	1,691
October	2,504	2,205
November	2,896	2,665
December	3,286	3,091
January	3,500	3,396
February	3,856	3,818
March	4,210	4,244
April	4,503	
May	4,545	
June	4,545	

QUALITY

	Quantity	Base Number	Contract	AT	Region	England
% of FP17s for the same patient ID Re-attending within 3 months - Children	15	520	2.9%	10.3%	11.9%	11.8%
% of FP17s for the same patient ID Re-attending within 3 months - Adults	128	1,016	12.6%	15.6%	16.9%	15.7%
% of FP17s for the same patient ID Re-attending between 3 & 9 months - Children	343	520	66.0%	49.3%	48.9%	58.9%
% of FP17s for the same patient ID Re-attending between 3 & 9 months - Adults	476	1,016	46.9%	38.6%	38.9%	50.8%
% of FP17s for Band 1 Urgent Courses	45	1,446	3.1%	10.3%	10.7%	9.1%
% of FP17s Relating to Free Repair or Replacements	0	1,446	0.0%	0.6%	0.5%	0.8%
% of FP17s Relating to Continuations	9	1,446	0.6%	0.9%	0.7%	0.9%
% of Patients satisfied with the dentistry they have received	1	1	N/A	90.5%	89.1%	92.5%
% of Patients satisfied with the time they had to wait for an appointment	1	1	N/A	86.3%	83.1%	87.0%

* This is based on patients treated on this contract for their most recent course of treatment. Figures in italics indicate the base number of FP17s or Patient Questionnaire responses are less than 100. N/A is shown where the base number of responses is less than 10 during the period. % is calculated as Quantity/Base number*100

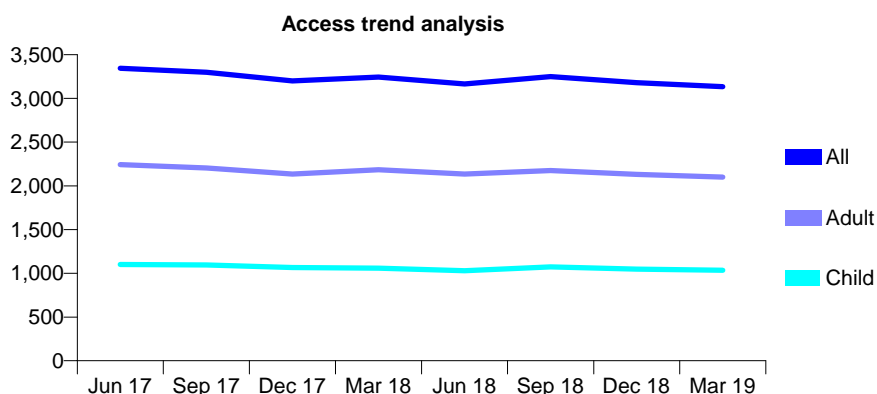
Q63 - Vital Signs At a Glance Contract Report for 844578/0001 - March 2019

Name or company name	MR PS PANESAR
Contract type name	GDS Contract
Purpose of contract	General
Contract start date	01/04/2006
Contract end date	

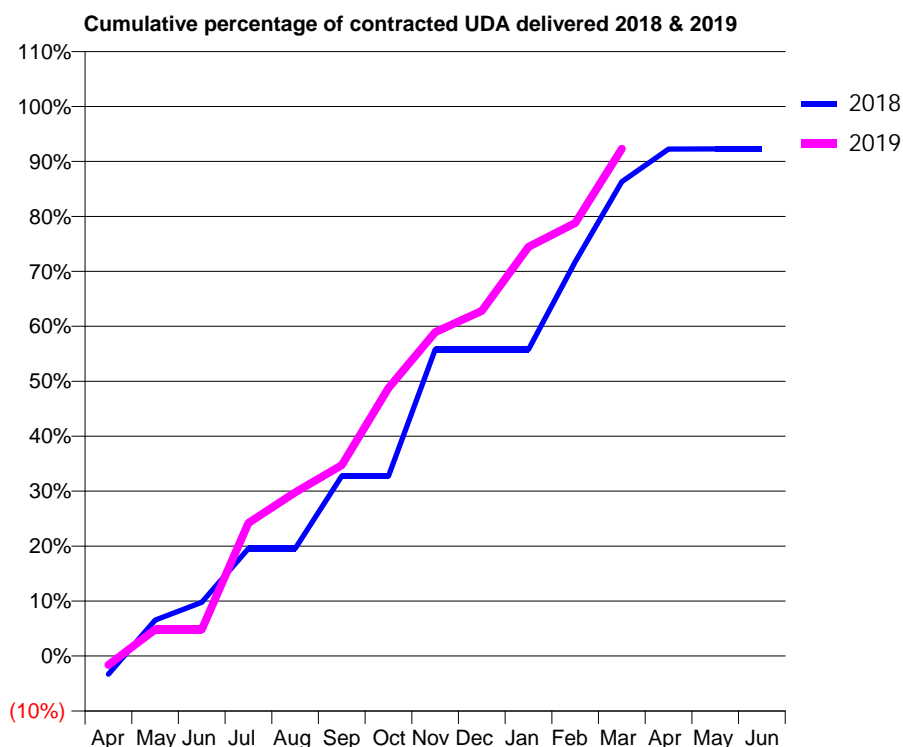
18/19 Contracted general activity (UDA)	5,350
Carry forward general activity (UDA)	413
18/19 Contracted orthodontic activity (UOA)	0
Carry forward orthodontic activity (UOA)	0
Baseline contract value	£151,494.15

ACCESS*

Patients seen in 24 months	Total	Change since previous quarter
Quarter ending March 2018	3,243	
Quarter ending June 2018	3,165	↓
Quarter ending September 2018	3,249	↑
Quarter ending December 2018	3,181	↓
Quarter ending March 2019	3,133	↓
Variance since March 2018	(3.4%)	↓



ACTIVITY



Month	Adjusted Scheduled Activity (UDA)	
	2018	2019
April	-179	-87
May	350	258
June	522	258
July	1,047	1,295
August	1,047	1,594
September	1,752	1,859
October	1,752	2,609
November	2,984	3,152
December	2,984	3,360
January	2,984	3,984
February	3,838	4,214
March	4,617	4,939
April	4,936	
May	4,937	
June	4,937	

QUALITY

	Quantity	Base Number	Contract	AT	Region	England
% of FP17s for the same patient ID Re-attending within 3 months - Children	91	1,319	6.9%	10.3%	11.9%	11.8%
% of FP17s for the same patient ID Re-attending within 3 months - Adults	339	2,377	14.3%	15.6%	16.9%	15.7%
% of FP17s for the same patient ID Re-attending between 3 & 9 months - Children	690	1,319	52.3%	49.3%	48.9%	58.9%
% of FP17s for the same patient ID Re-attending between 3 & 9 months - Adults	812	2,377	34.2%	38.6%	38.9%	50.8%
% of FP17s for Band 1 Urgent Courses	314	2,900	10.8%	10.3%	10.7%	9.1%
% of FP17s Relating to Free Repair or Replacements	29	2,900	1.0%	0.6%	0.5%	0.8%
% of FP17s Relating to Continuations	4	2,900	0.1%	0.9%	0.7%	0.9%
% of Patients satisfied with the dentistry they have received	0	0	N/A	90.5%	89.1%	92.5%
% of Patients satisfied with the time they had to wait for an appointment	0	0	N/A	86.3%	83.1%	87.0%

* This is based on patients treated on this contract for their most recent course of treatment. Figures in italics indicate the base number of FP17s or Patient Questionnaire responses are less than 100. N/A is shown where the base number of responses is less than 10 during the period. % is calculated as Quantity/Base number*100

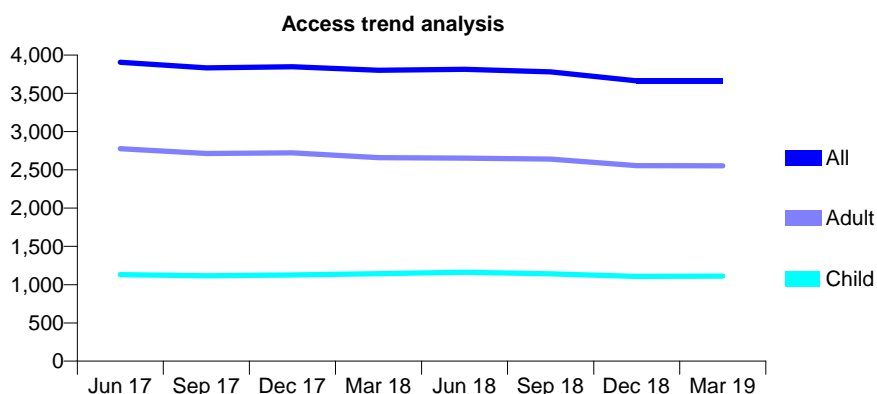
Q63 - Vital Signs At a Glance Contract Report for 844616/0001 - March 2019

Name or company name	MISS RY ISLAM
Contract type name	GDS Contract
Purpose of contract	General
Contract start date	01/04/2006
Contract end date	

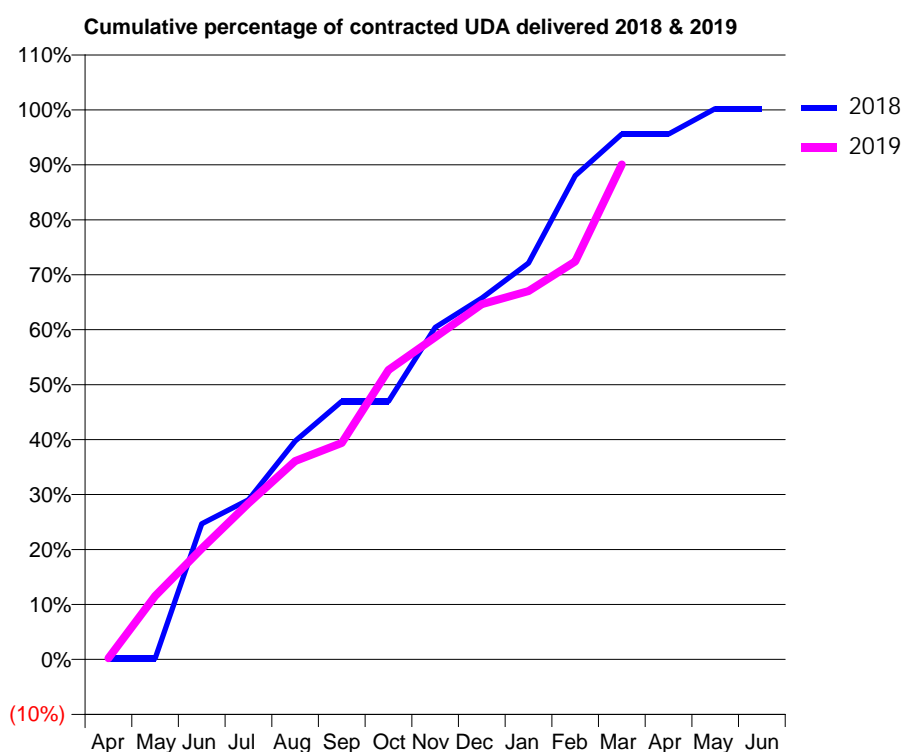
18/19 Contracted general activity (UDA)	10,375
Carry forward general activity (UDA)	-23
18/19 Contracted orthodontic activity (UOA)	0
Carry forward orthodontic activity (UOA)	0
Baseline contract value	£290,906.74

ACCESS*

Patients seen in 24 months	Total	Change since previous quarter
Quarter ending March 2018	3,802	
Quarter ending June 2018	3,814	→
Quarter ending September 2018	3,779	→
Quarter ending December 2018	3,663	↓
Quarter ending March 2019	3,663	→
Variance since March 2018	(3.7%)	↓



ACTIVITY



Month	Adjusted Scheduled Activity (UDA)	
	2018	2019
April	19	23
May	19	1,199
June	2,561	2,092
July	3,015	2,948
August	4,123	3,744
September	4,872	4,088
October	4,872	5,466
November	6,269	6,083
December	6,822	6,706
January	7,485	6,952
February	9,134	7,514
March	9,918	9,345
April	9,918	
May	10,398	
June	10,398	

QUALITY

	Quantity	Base Number	Contract	AT	Region	England
% of FP17s for the same patient ID Re-attending within 3 months - Children	78	1,257	6.2%	10.3%	11.9%	11.8%
% of FP17s for the same patient ID Re-attending within 3 months - Adults	176	2,293	7.7%	15.6%	16.9%	15.7%
% of FP17s for the same patient ID Re-attending between 3 & 9 months - Children	551	1,257	43.8%	49.3%	48.9%	58.9%
% of FP17s for the same patient ID Re-attending between 3 & 9 months - Adults	770	2,293	33.6%	38.6%	38.9%	50.8%
% of FP17s for Band 1 Urgent Courses	195	2,966	6.6%	10.3%	10.7%	9.1%
% of FP17s Relating to Free Repair or Replacements	10	2,966	0.3%	0.6%	0.5%	0.8%
% of FP17s Relating to Continuations	29	2,966	1.0%	0.9%	0.7%	0.9%
% of Patients satisfied with the dentistry they have received	6	6	N/A	90.5%	89.1%	92.5%
% of Patients satisfied with the time they had to wait for an appointment	6	6	N/A	86.3%	83.1%	87.0%

* This is based on patients treated on this contract for their most recent course of treatment. Figures in italics indicate the base number of FP17s or Patient Questionnaire responses are less than 100. N/A is shown where the base number of responses is less than 10 during the period. % is calculated as Quantity/Base number*100

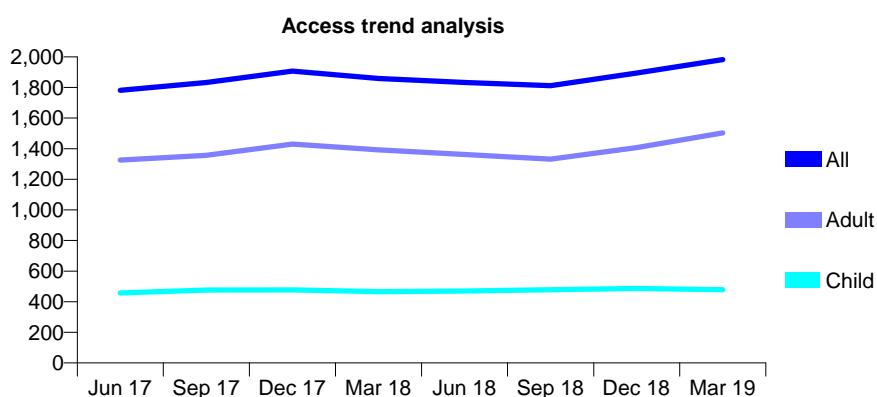
Q63 - Vital Signs At a Glance Contract Report for 846066/0001 - March 2019

Name or company name	MR A SYED
Contract type name	GDS Contract
Purpose of contract	General
Contract start date	01/04/2006
Contract end date	

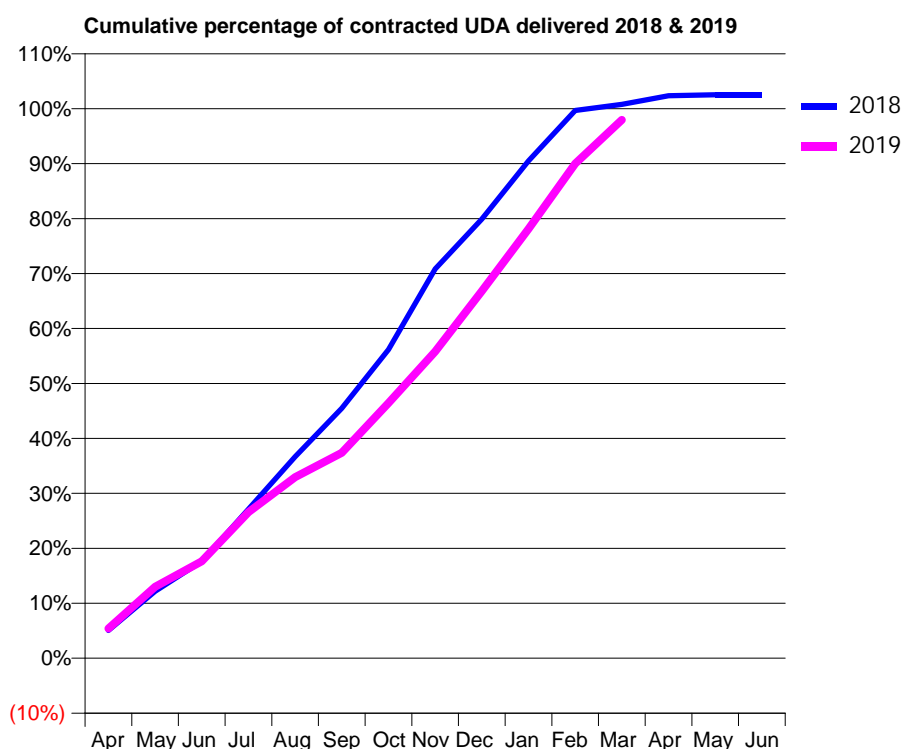
18/19 Contracted general activity (UDA)	5,478
Carry forward general activity (UDA)	-110
18/19 Contracted orthodontic activity (UOA)	0
Carry forward orthodontic activity (UOA)	0
Baseline contract value	£226,384.73

ACCESS*

Patients seen in 24 months	Total	Change since previous quarter
Quarter ending March 2018	1,858	
Quarter ending June 2018	1,832	↓
Quarter ending September 2018	1,811	↓
Quarter ending December 2018	1,894	↑
Quarter ending March 2019	1,982	↑
Variance since March 2018	6.7%	↑



ACTIVITY



Month	2018	2019
April	277	296
May	668	714
June	966	966
July	1,485	1,456
August	2,010	1,805
September	2,492	2,048
October	3,077	2,543
November	3,881	3,057
December	4,377	3,659
January	4,958	4,279
February	5,460	4,930
March	5,520	5,366
April	5,607	
May	5,616	
June	5,616	

QUALITY

	Quantity	Base Number	Contract	AT	Region	England
% of FP17s for the same patient ID Re-attending within 3 months - Children	35	619	5.7%	10.3%	11.9%	11.8%
% of FP17s for the same patient ID Re-attending within 3 months - Adults	117	1,343	8.7%	15.6%	16.9%	15.7%
% of FP17s for the same patient ID Re-attending between 3 & 9 months - Children	295	619	47.7%	49.3%	48.9%	58.9%
% of FP17s for the same patient ID Re-attending between 3 & 9 months - Adults	308	1,343	22.9%	38.6%	38.9%	50.8%
% of FP17s for Band 1 Urgent Courses	201	1,903	10.6%	10.3%	10.7%	9.1%
% of FP17s Relating to Free Repair or Replacements	0	1,903	0.0%	0.6%	0.5%	0.8%
% of FP17s Relating to Continuations	3	1,903	0.2%	0.9%	0.7%	0.9%
% of Patients satisfied with the dentistry they have received	0	0	N/A	90.5%	89.1%	92.5%
% of Patients satisfied with the time they had to wait for an appointment	0	0	N/A	86.3%	83.1%	87.0%

* This is based on patients treated on this contract for their most recent course of treatment.

Figures in italics indicate the base number of FP17s or Patient Questionnaire responses are less than 100. N/A is shown where the base number of responses is less than 10 during the period. % is calculated as Quantity/Base number*100

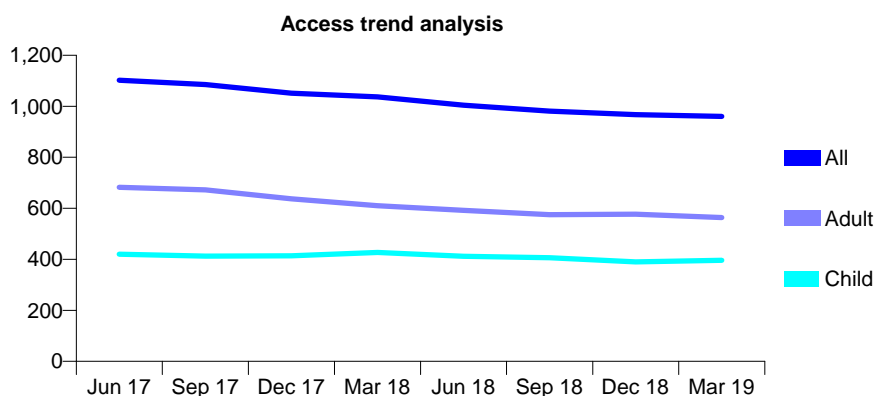
Q63 - Vital Signs At a Glance Contract Report for 847550/0001 - March 2019

Name or company name	MRS R SHERIFF
Contract type name	GDS Contract
Purpose of contract	General
Contract start date	01/06/2006
Contract end date	

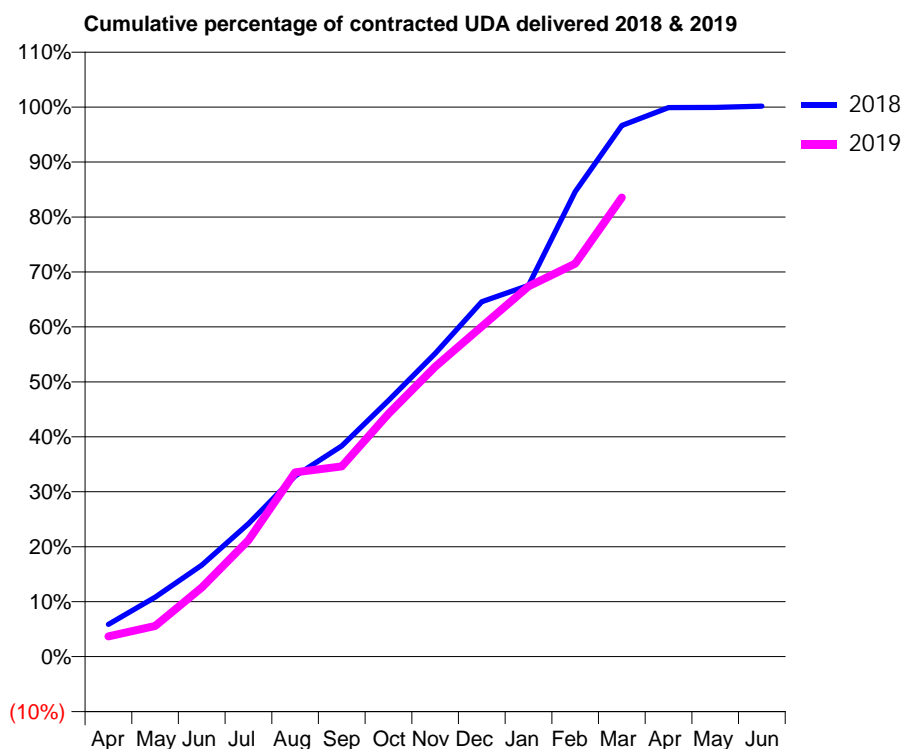
18/19 Contracted general activity (UDA)	4,787
Carry forward general activity (UDA)	-7
18/19 Contracted orthodontic activity (UOA)	0
Carry forward orthodontic activity (UOA)	0
Baseline contract value	£147,133.63

ACCESS*

Patients seen in 24 months	Total	Change since previous quarter
Quarter ending March 2018	1,037	
Quarter ending June 2018	1,004	↓
Quarter ending September 2018	981	↓
Quarter ending December 2018	967	↓
Quarter ending March 2019	960	→
Variance since March 2018	(7.4%)	↓



ACTIVITY



Month	Adjusted Scheduled Activity (UDA)	
	2018	2019
April	280	176
May	519	266
June	797	601
July	1,157	1,014
August	1,574	1,605
September	1,836	1,658
October	2,231	2,116
November	2,641	2,527
December	3,091	2,875
January	3,234	3,225
February	4,050	3,422
March	4,626	3,999
April	4,782	
May	4,783	
June	4,794	

QUALITY

	Quantity	Base Number	Contract	AT	Region	England
% of FP17s for the same patient ID Re-attending within 3 months - Children	127	498	25.5%	10.3%	11.9%	11.8%
% of FP17s for the same patient ID Re-attending within 3 months - Adults	283	780	36.3%	15.6%	16.9%	15.7%
% of FP17s for the same patient ID Re-attending between 3 & 9 months - Children	187	498	37.6%	49.3%	48.9%	58.9%
% of FP17s for the same patient ID Re-attending between 3 & 9 months - Adults	213	780	27.3%	38.6%	38.9%	50.8%
% of FP17s for Band 1 Urgent Courses	74	1,225	6.0%	10.3%	10.7%	9.1%
% of FP17s Relating to Free Repair or Replacements	1	1,225	0.1%	0.6%	0.5%	0.8%
% of FP17s Relating to Continuations	187	1,225	15.3%	0.9%	0.7%	0.9%
% of Patients satisfied with the dentistry they have received	0	0	N/A	90.5%	89.1%	92.5%
% of Patients satisfied with the time they had to wait for an appointment	0	0	N/A	86.3%	83.1%	87.0%

* This is based on patients treated on this contract for their most recent course of treatment. Figures in italics indicate the base number of FP17s or Patient Questionnaire responses are less than 100. N/A is shown where the base number of responses is less than 10 during the period. % is calculated as Quantity/Base number*100

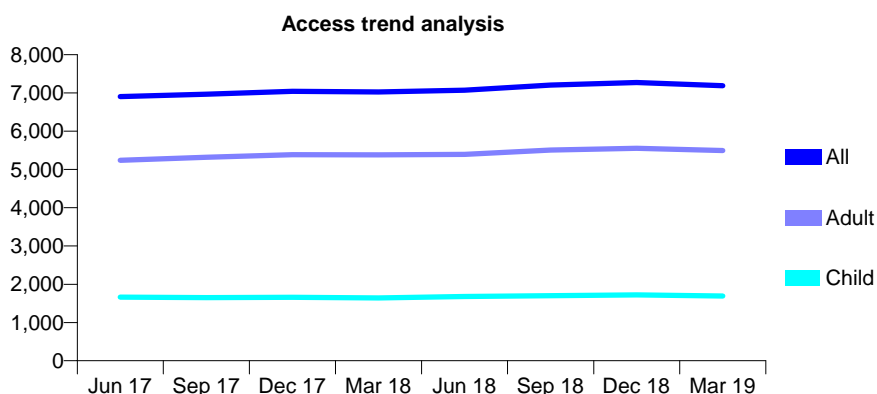
Q63 - Vital Signs At a Glance Contract Report for 848018/0001 - March 2019

Name or company name	MS F POURGHOBAD
Contract type name	GDS Contract
Purpose of contract	General
Contract start date	01/04/2006
Contract end date	

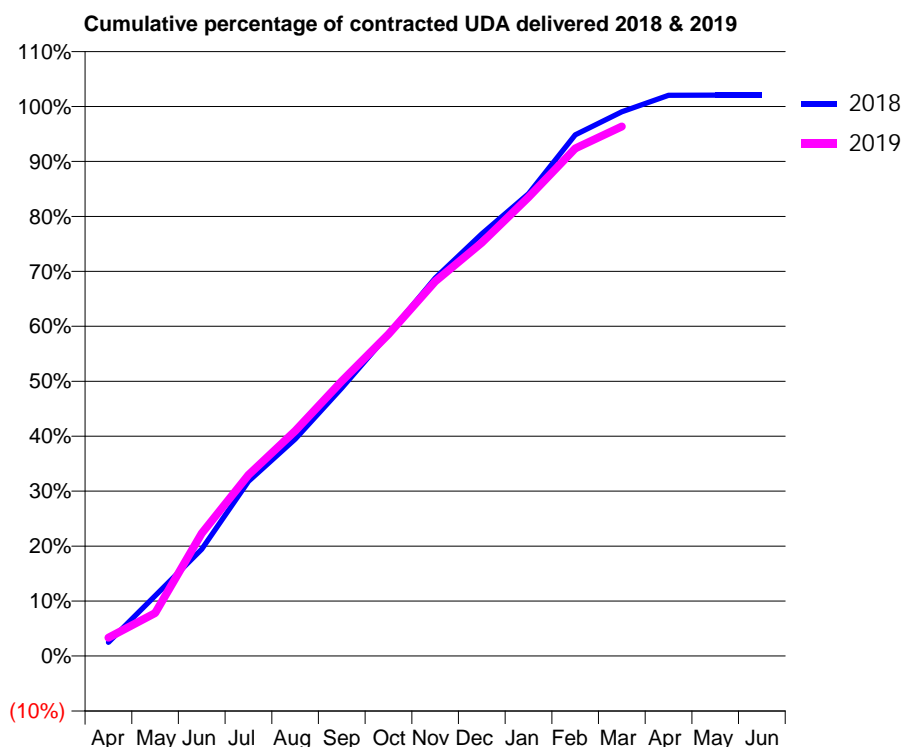
18/19 Contracted general activity (UDA)	16,817
Carry forward general activity (UDA)	-336
18/19 Contracted orthodontic activity (UOA)	0
Carry forward orthodontic activity (UOA)	0
Baseline contract value	£503,759.90

ACCESS*

Patients seen in 24 months	Total	Change since previous quarter
Quarter ending March 2018	7,024	
Quarter ending June 2018	7,072	→
Quarter ending September 2018	7,205	→
Quarter ending December 2018	7,274	→
Quarter ending March 2019	7,189	↓
Variance since March 2018	2.3%	↑



ACTIVITY



Month	Adjusted Scheduled Activity (UDA)	
	2018	2019
April	417	560
May	1,845	1,315
June	3,270	3,756
July	5,346	5,539
August	6,636	6,891
September	8,203	8,412
October	9,855	9,845
November	11,568	11,462
December	12,918	12,647
January	14,149	14,042
February	15,952	15,534
March	16,651	16,203
April	17,160	
May	17,161	
June	17,161	

QUALITY

	Quantity	Base Number	Contract	AT	Region	England
% of FP17s for the same patient ID Re-attending within 3 months - Children	109	2,215	4.9%	10.3%	11.9%	11.8%
% of FP17s for the same patient ID Re-attending within 3 months - Adults	626	6,273	10.0%	15.6%	16.9%	15.7%
% of FP17s for the same patient ID Re-attending between 3 & 9 months - Children	749	2,215	33.8%	49.3%	48.9%	58.9%
% of FP17s for the same patient ID Re-attending between 3 & 9 months - Adults	2,156	6,273	34.4%	38.6%	38.9%	50.8%
% of FP17s for Band 1 Urgent Courses	468	8,268	5.7%	10.3%	10.7%	9.1%
% of FP17s Relating to Free Repair or Replacements	22	8,268	0.3%	0.6%	0.5%	0.8%
% of FP17s Relating to Continuations	49	8,268	0.6%	0.9%	0.7%	0.9%
% of Patients satisfied with the dentistry they have received	3	3	N/A	90.5%	89.1%	92.5%
% of Patients satisfied with the time they had to wait for an appointment	3	3	N/A	86.3%	83.1%	87.0%

* This is based on patients treated on this contract for their most recent course of treatment.

Figures in italics indicate the base number of FP17s or Patient Questionnaire responses are less than 100. N/A is shown where the base number of responses is less than 10 during the period. % is calculated as Quantity/Base number*100

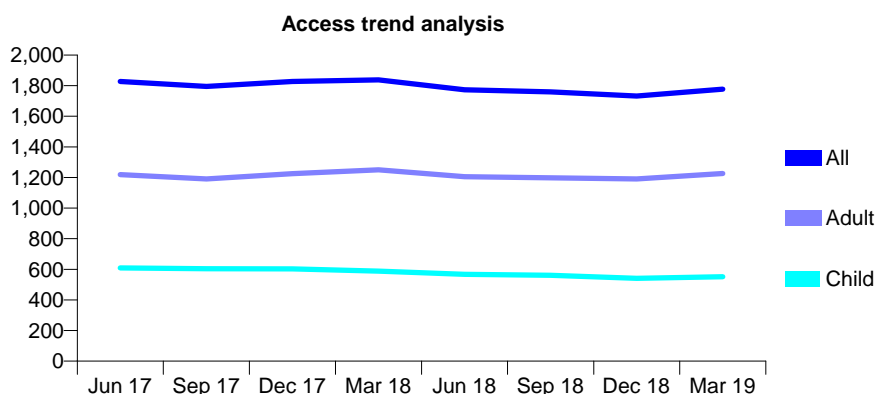
Q63 - Vital Signs At a Glance Contract Report for 849138/0002 - March 2019

Name or company name	Mr F K Banjo and Mrs D O Banjo
Contract type name	GDS Contract
Purpose of contract	General
Contract start date	01/04/2006
Contract end date	

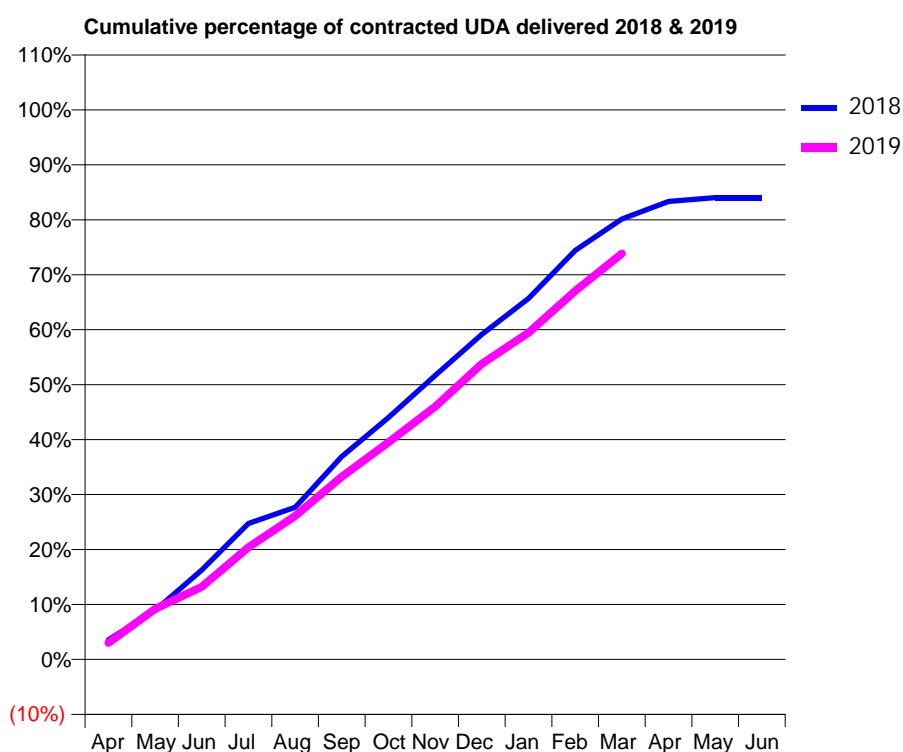
18/19 Contracted general activity (UDA)	6,000
Carry forward general activity (UDA)	0
18/19 Contracted orthodontic activity (UOA)	0
Carry forward orthodontic activity (UOA)	0
Baseline contract value	£210,325.33

ACCESS*

Patients seen in 24 months	Total	Change since previous quarter
Quarter ending March 2018	1,838	
Quarter ending June 2018	1,773	↓
Quarter ending September 2018	1,759	→
Quarter ending December 2018	1,732	↓
Quarter ending March 2019	1,777	↑
Variance since March 2018	(3.3%)	↓



ACTIVITY



Month	2018	2019
April	215	182
May	535	551
June	976	793
July	1,484	1,223
August	1,660	1,567
September	2,215	1,994
October	2,641	2,371
November	3,100	2,760
December	3,547	3,227
January	3,940	3,568
February	4,464	4,023
March	4,807	4,430
April	5,001	
May	5,042	
June	5,042	

QUALITY

	Quantity	Base Number	Contract	AT	Region	England
% of FP17s for the same patient ID Re-attending within 3 months - Children	33	569	5.8%	10.3%	11.9%	11.8%
% of FP17s for the same patient ID Re-attending within 3 months - Adults	182	1,316	13.8%	15.6%	16.9%	15.7%
% of FP17s for the same patient ID Re-attending between 3 & 9 months - Children	216	569	38.0%	49.3%	48.9%	58.9%
% of FP17s for the same patient ID Re-attending between 3 & 9 months - Adults	461	1,316	35.0%	38.6%	38.9%	50.8%
% of FP17s for Band 1 Urgent Courses	63	1,789	3.5%	10.3%	10.7%	9.1%
% of FP17s Relating to Free Repair or Replacements	4	1,789	0.2%	0.6%	0.5%	0.8%
% of FP17s Relating to Continuations	0	1,789	0.0%	0.9%	0.7%	0.9%
% of Patients satisfied with the dentistry they have received	0	0	N/A	90.5%	89.1%	92.5%
% of Patients satisfied with the time they had to wait for an appointment	0	0	N/A	86.3%	83.1%	87.0%

* This is based on patients treated on this contract for their most recent course of treatment. Figures in italics indicate the base number of FP17s or Patient Questionnaire responses are less than 100. N/A is shown where the base number of responses is less than 10 during the period. % is calculated as Quantity/Base number*100

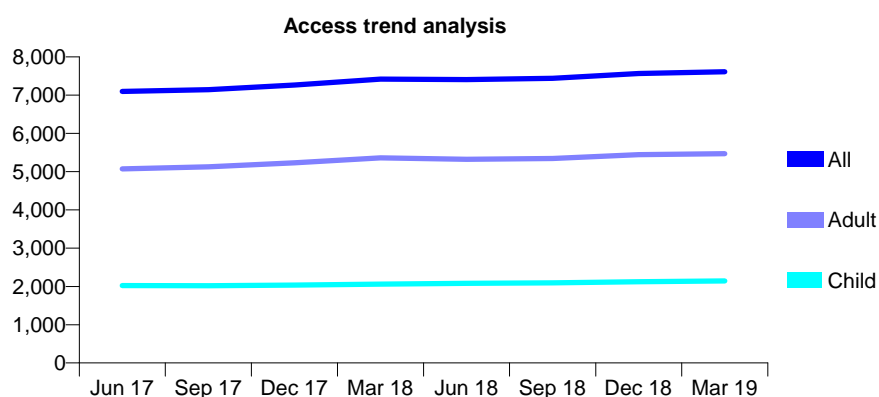
Q63 - Vital Signs At a Glance Contract Report for 853372/0001 - March 2019

Name or company name	Hook Lane Practice Limited
Contract type name	GDS Contract
Purpose of contract	General
Contract start date	19/04/2008
Contract end date	

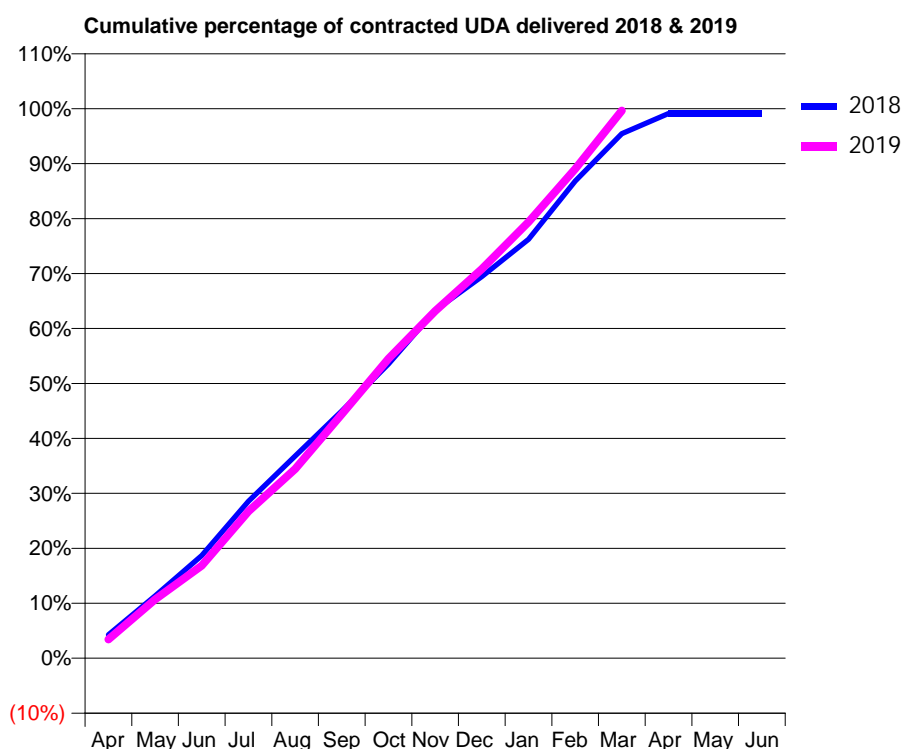
18/19 Contracted general activity (UDA)	20,021
Carry forward general activity (UDA)	178
18/19 Contracted orthodontic activity (UOA)	0
Carry forward orthodontic activity (UOA)	0
Baseline contract value	£581,128.37

ACCESS*

Patients seen in 24 months	Total	Change since previous quarter
Quarter ending March 2018	7,420	
Quarter ending June 2018	7,406	→
Quarter ending September 2018	7,439	→
Quarter ending December 2018	7,565	→
Quarter ending March 2019	7,613	→
Variance since March 2018	2.6%	↑



ACTIVITY



Month	2018	2019
April	859	687
May	2,269	2,145
June	3,743	3,373
July	5,718	5,351
August	7,369	6,895
September	9,007	8,889
October	10,718	10,911
November	12,673	12,650
December	13,902	14,177
January	15,264	15,890
February	17,386	17,829
March	19,113	19,944
April	19,843	
May	19,843	
June	19,843	

QUALITY

	Quantity	Base Number	Contract	AT	Region	England
% of FP17s for the same patient ID Re-attending within 3 months - Children	181	2,501	7.2%	10.3%	11.9%	11.8%
% of FP17s for the same patient ID Re-attending within 3 months - Adults	939	5,791	16.2%	15.6%	16.9%	15.7%
% of FP17s for the same patient ID Re-attending between 3 & 9 months - Children	1,070	2,501	42.8%	49.3%	48.9%	58.9%
% of FP17s for the same patient ID Re-attending between 3 & 9 months - Adults	2,018	5,791	34.8%	38.6%	38.9%	50.8%
% of FP17s for Band 1 Urgent Courses	536	7,700	7.0%	10.3%	10.7%	9.1%
% of FP17s Relating to Free Repair or Replacements	70	7,700	0.9%	0.6%	0.5%	0.8%
% of FP17s Relating to Continuations	324	7,700	4.2%	0.9%	0.7%	0.9%
% of Patients satisfied with the dentistry they have received	5	5	N/A	90.5%	89.1%	92.5%
% of Patients satisfied with the time they had to wait for an appointment	4	5	N/A	86.3%	83.1%	87.0%

* This is based on patients treated on this contract for their most recent course of treatment.

Figures in italics indicate the base number of FP17s or Patient Questionnaire responses are less than 100. N/A is shown where the base number of responses is less than 10 during the period. % is calculated as Quantity/Base number*100

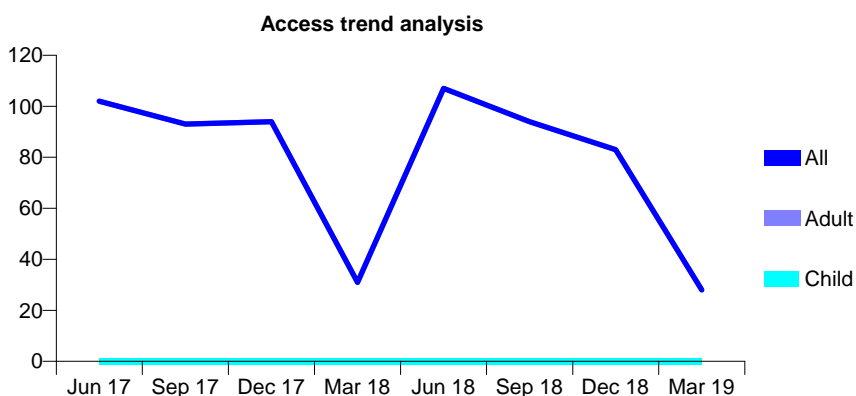
Q63 - Vital Signs At a Glance Contract Report for 853372/0003 - March 2019

Name or company name	Hook Lane Practice Limited
Contract type name	PDS Contract
Purpose of contract	General
Contract start date	01/06/2013
Contract end date	31/07/2018

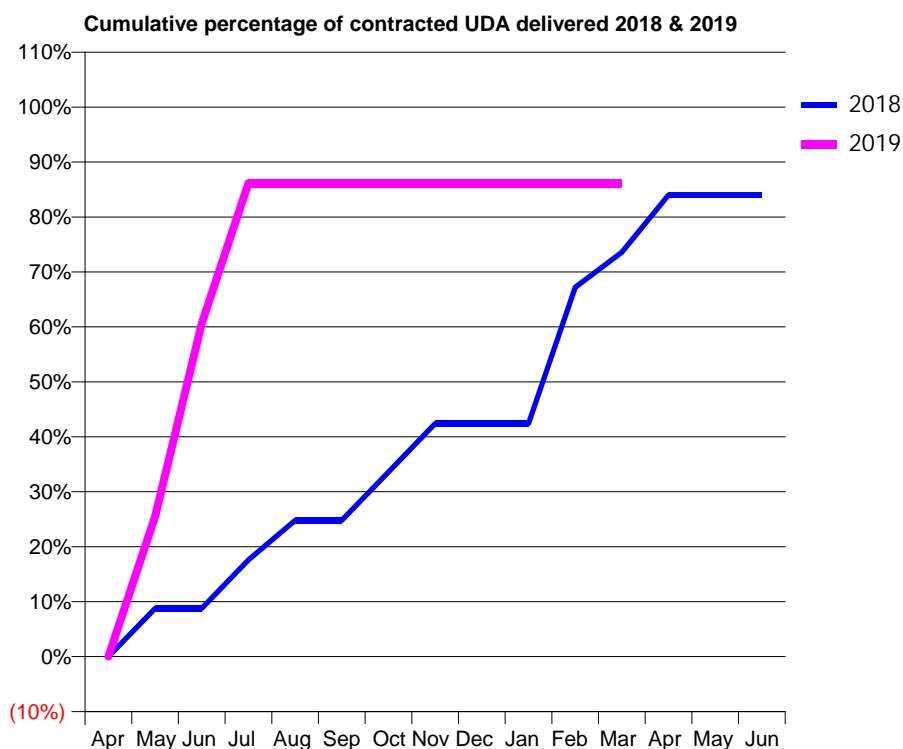
18/19 Contracted general activity (UDA)	94
Carry forward general activity (UDA)	0
18/19 Contracted orthodontic activity (UOA)	0
Carry forward orthodontic activity (UOA)	0
Baseline contract value	£5,181.83

ACCESS*

Patients seen in 24 months	Total	Change since previous quarter
Quarter ending March 2018	31	
Quarter ending June 2018	107	↑
Quarter ending September 2018	94	↓
Quarter ending December 2018	83	↓
Quarter ending March 2019	28	↓
Variance since March 2018	(9.7%)	↓



ACTIVITY



Month	Adjusted Scheduled Activity (UDA)	
	2018	2019
April	0	0
May	33	24
June	33	57
July	66	81
August	93	81
September	93	81
October	126	81
November	159	81
December	159	81
January	159	81
February	252	81
March	276	81
April	315	
May	315	
June	315	

QUALITY

	Quantity	Base Number	Contract	AT	Region	England
% of FP17s for the same patient ID Re-attending within 3 months - Children	0	0	N/A	10.3%	11.9%	11.8%
% of FP17s for the same patient ID Re-attending within 3 months - Adults	0	40	0.0%	15.6%	16.9%	15.7%
% of FP17s for the same patient ID Re-attending between 3 & 9 months - Children	0	0	N/A	49.3%	48.9%	58.9%
% of FP17s for the same patient ID Re-attending between 3 & 9 months - Adults	0	40	0.0%	38.6%	38.9%	50.8%
% of FP17s for Band 1 Urgent Courses	0	27	0.0%	10.3%	10.7%	9.1%
% of FP17s Relating to Free Repair or Replacements	0	27	0.0%	0.6%	0.5%	0.8%
% of FP17s Relating to Continuations	0	27	0.0%	0.9%	0.7%	0.9%
% of Patients satisfied with the dentistry they have received	0	0	N/A	90.5%	89.1%	92.5%
% of Patients satisfied with the time they had to wait for an appointment	0	0	N/A	86.3%	83.1%	87.0%

* This is based on patients treated on this contract for their most recent course of treatment. Figures in italics indicate the base number of FP17s or Patient Questionnaire responses are less than 100. N/A is shown where the base number of responses is less than 10 during the period. % is calculated as Quantity/Base number*100

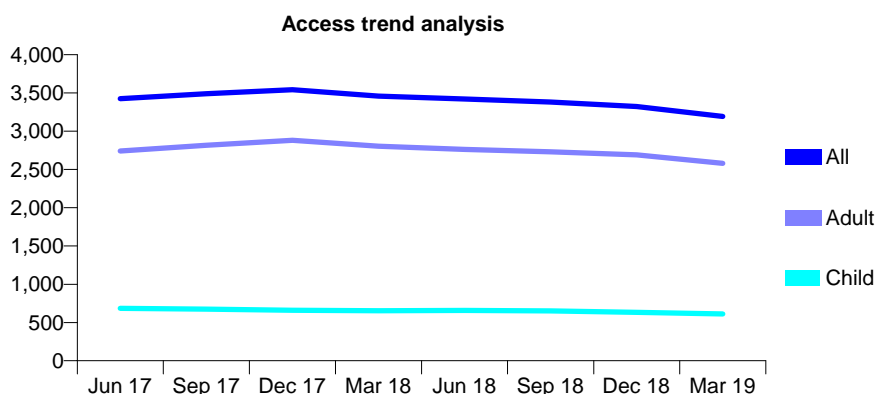
Q63 - Vital Signs At a Glance Contract Report for 854956/0003 - March 2019

Name or company name	MISS N AL-JUMAILY
Contract type name	GDS Contract
Purpose of contract	General
Contract start date	01/04/2015
Contract end date	

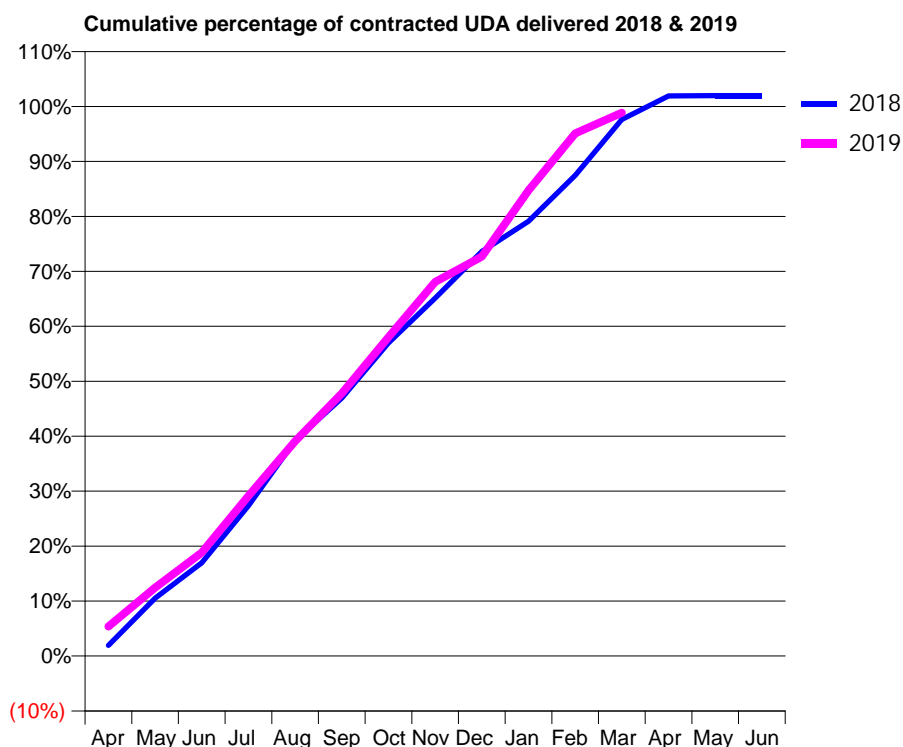
18/19 Contracted general activity (UDA)	6,973
Carry forward general activity (UDA)	-137
18/19 Contracted orthodontic activity (UOA)	0
Carry forward orthodontic activity (UOA)	0
Baseline contract value	£284,617.52

ACCESS*

Patients seen in 24 months	Total	Change since previous quarter
Quarter ending March 2018	3,458	
Quarter ending June 2018	3,420	↓
Quarter ending September 2018	3,381	↓
Quarter ending December 2018	3,323	↓
Quarter ending March 2019	3,193	↓
Variance since March 2018	(7.7%)	↓



ACTIVITY



Month	Adjusted Scheduled Activity (UDA)	
	2018	2019
April	136	374
May	736	868
June	1,184	1,312
July	1,908	2,032
August	2,735	2,727
September	3,271	3,331
October	3,973	4,046
November	4,542	4,748
December	5,134	5,067
January	5,515	5,908
February	6,100	6,630
March	6,809	6,892
April	7,106	
May	7,110	
June	7,110	

QUALITY

	Quantity	Base Number	Contract	AT	Region	England
% of FP17s for the same patient ID Re-attending within 3 months - Children	80	675	11.9%	10.3%	11.9%	11.8%
% of FP17s for the same patient ID Re-attending within 3 months - Adults	206	2,133	9.7%	15.6%	16.9%	15.7%
% of FP17s for the same patient ID Re-attending between 3 & 9 months - Children	258	675	38.2%	49.3%	48.9%	58.9%
% of FP17s for the same patient ID Re-attending between 3 & 9 months - Adults	513	2,133	24.1%	38.6%	38.9%	50.8%
% of FP17s for Band 1 Urgent Courses	261	2,695	9.7%	10.3%	10.7%	9.1%
% of FP17s Relating to Free Repair or Replacements	7	2,695	0.3%	0.6%	0.5%	0.8%
% of FP17s Relating to Continuations	4	2,695	0.1%	0.9%	0.7%	0.9%
% of Patients satisfied with the dentistry they have received	0	0	N/A	90.5%	89.1%	92.5%
% of Patients satisfied with the time they had to wait for an appointment	0	0	N/A	86.3%	83.1%	87.0%

* This is based on patients treated on this contract for their most recent course of treatment. Figures in italics indicate the base number of FP17s or Patient Questionnaire responses are less than 100. N/A is shown where the base number of responses is less than 10 during the period. % is calculated as Quantity/Base number*100

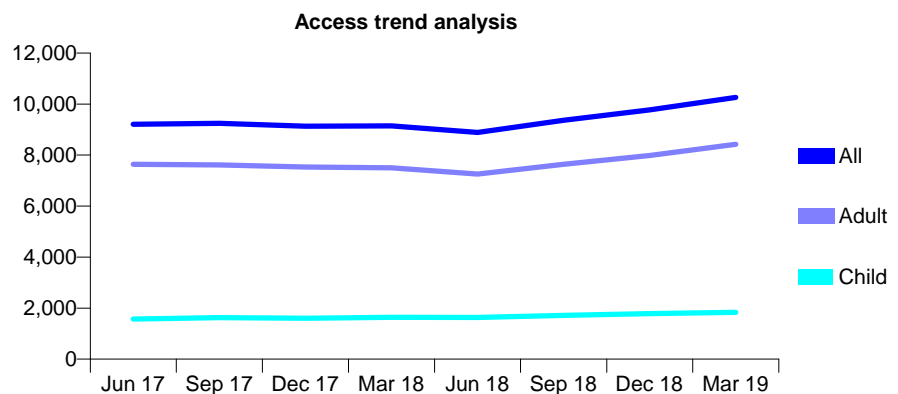
Q63 - Vital Signs At a Glance Contract Report for 855855/0001 - March 2019

Name or company name	MR F MIRZAI
Contract type name	GDS Contract
Purpose of contract	General
Contract start date	01/03/2008
Contract end date	

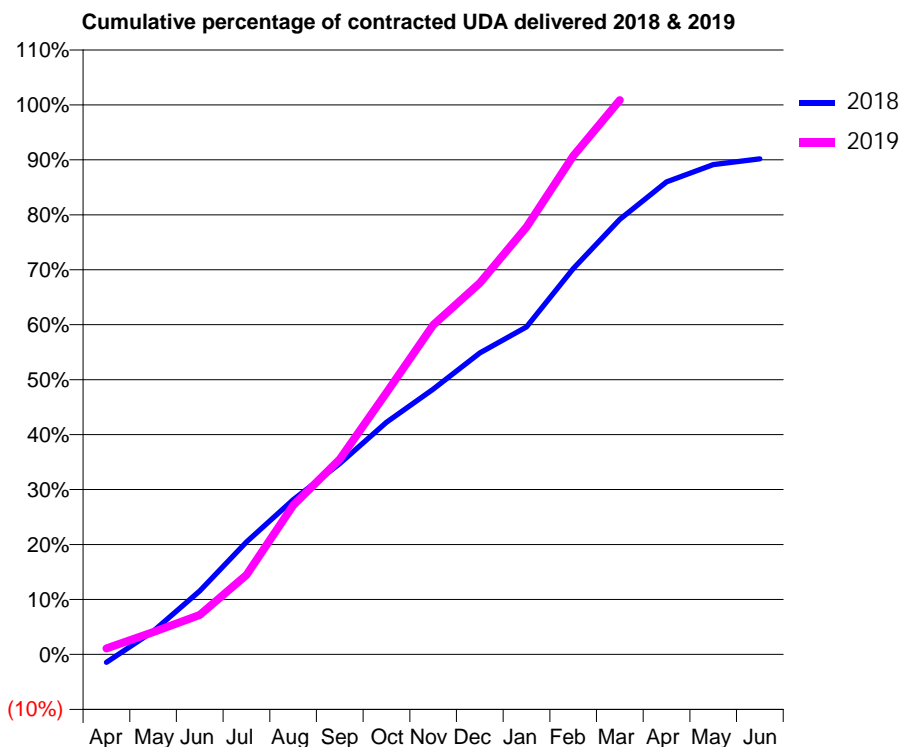
18/19 Contracted general activity (UDA)	31,000
Carry forward general activity (UDA)	0
18/19 Contracted orthodontic activity (UOA)	0
Carry forward orthodontic activity (UOA)	0
Baseline contract value	£950,995.06

ACCESS*

Patients seen in 24 months	Total	Change since previous quarter
Quarter ending March 2018	9,141	
Quarter ending June 2018	8,885	↓
Quarter ending September 2018	9,361	↑
Quarter ending December 2018	9,775	↑
Quarter ending March 2019	10,259	↑
Variance since March 2018	12.2%	↑



ACTIVITY



Month	2018	2019
April	-453	343
May	1,304	1,260
June	3,580	2,228
July	6,347	4,487
August	8,727	8,407
September	10,768	11,013
October	13,097	14,765
November	14,964	18,587
December	17,009	20,944
January	18,476	24,104
February	21,756	28,116
March	24,542	31,271
April	26,661	
May	27,630	
June	27,955	

QUALITY

	Quantity	Base Number	Contract	AT	Region	England
% of FP17s for the same patient ID Re-attending within 3 months - Children	111	2,251	4.9%	10.3%	11.9%	11.8%
% of FP17s for the same patient ID Re-attending within 3 months - Adults	926	8,812	10.5%	15.6%	16.9%	15.7%
% of FP17s for the same patient ID Re-attending between 3 & 9 months - Children	931	2,251	41.4%	49.3%	48.9%	58.9%
% of FP17s for the same patient ID Re-attending between 3 & 9 months - Adults	2,481	8,812	28.2%	38.6%	38.9%	50.8%
% of FP17s for Band 1 Urgent Courses	868	10,191	8.5%	10.3%	10.7%	9.1%
% of FP17s Relating to Free Repair or Replacements	56	10,191	0.5%	0.6%	0.5%	0.8%
% of FP17s Relating to Continuations	55	10,191	0.5%	0.9%	0.7%	0.9%
% of Patients satisfied with the dentistry they have received	2	2	N/A	90.5%	89.1%	92.5%
% of Patients satisfied with the time they had to wait for an appointment	2	2	N/A	86.3%	83.1%	87.0%

* This is based on patients treated on this contract for their most recent course of treatment. Figures in italics indicate the base number of FP17s or Patient Questionnaire responses are less than 100. N/A is shown where the base number of responses is less than 10 during the period. % is calculated as Quantity/Base number*100

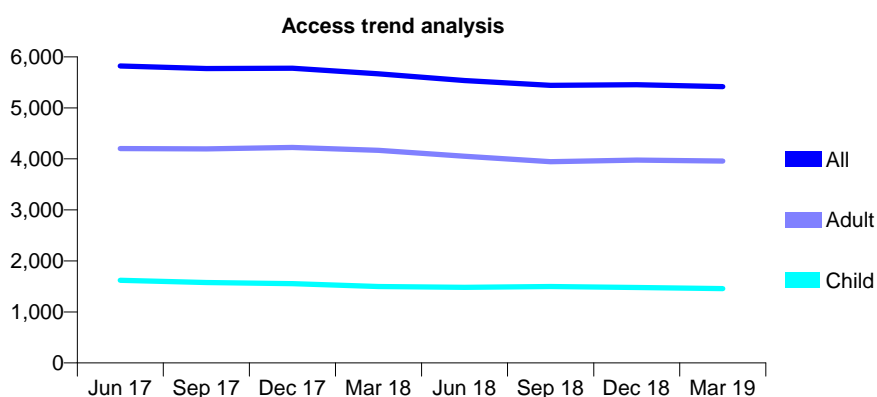
Q63 - Vital Signs At a Glance Contract Report for 858749/0001 - March 2019

Name or company name	MISS MR HARVEY
Contract type name	GDS Contract
Purpose of contract	General
Contract start date	11/09/2006
Contract end date	

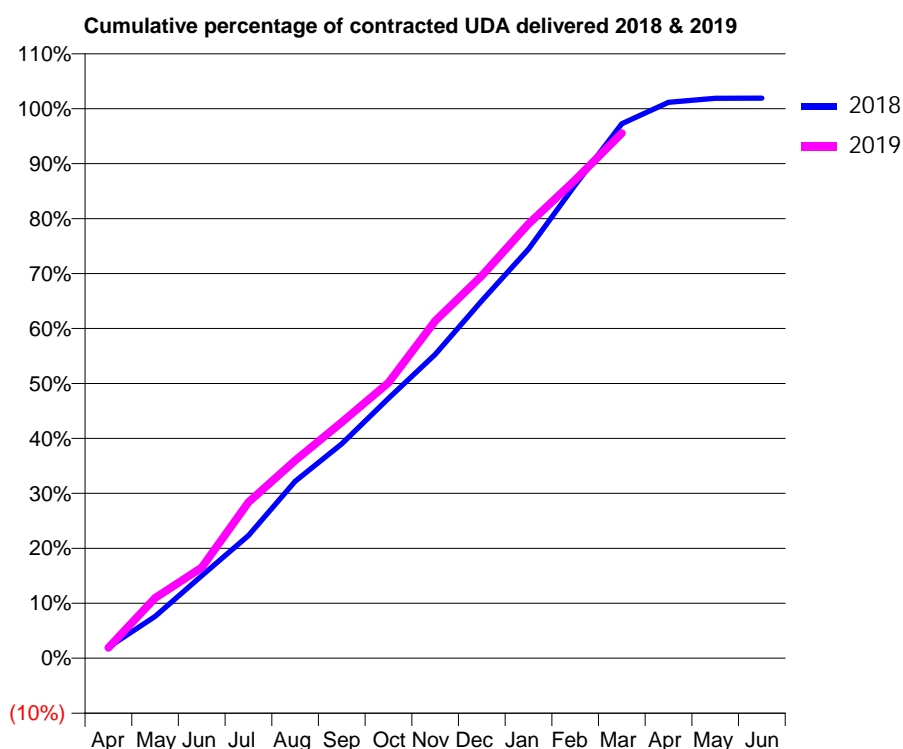
18/19 Contracted general activity (UDA)	12,750
Carry forward general activity (UDA)	-244
18/19 Contracted orthodontic activity (UOA)	0
Carry forward orthodontic activity (UOA)	0
Baseline contract value	£328,112.98

ACCESS*

Patients seen in 24 months	Total	Change since previous quarter
Quarter ending March 2018	5,666	
Quarter ending June 2018	5,535	↓
Quarter ending September 2018	5,443	↓
Quarter ending December 2018	5,455	→
Quarter ending March 2019	5,415	→
Variance since March 2018	(4.4%)	↓



ACTIVITY



Month	2018	2019
April	255	244
May	972	1,401
June	1,913	2,107
July	2,846	3,620
August	4,105	4,586
September	4,972	5,476
October	6,029	6,394
November	7,048	7,826
December	8,293	8,874
January	9,495	10,076
February	10,983	11,098
March	12,399	12,179
April	12,898	
May	12,990	
June	12,994	

QUALITY

	Quantity	Base Number	Contract	AT	Region	England
% of FP17s for the same patient ID Re-attending within 3 months - Children	107	1,496	7.2%	10.3%	11.9%	11.8%
% of FP17s for the same patient ID Re-attending within 3 months - Adults	687	3,811	18.0%	15.6%	16.9%	15.7%
% of FP17s for the same patient ID Re-attending between 3 & 9 months - Children	490	1,496	32.8%	49.3%	48.9%	58.9%
% of FP17s for the same patient ID Re-attending between 3 & 9 months - Adults	1,020	3,811	26.8%	38.6%	38.9%	50.8%
% of FP17s for Band 1 Urgent Courses	699	5,055	13.8%	10.3%	10.7%	9.1%
% of FP17s Relating to Free Repair or Replacements	89	5,055	1.8%	0.6%	0.5%	0.8%
% of FP17s Relating to Continuations	44	5,055	0.9%	0.9%	0.7%	0.9%
% of Patients satisfied with the dentistry they have received	0	0	N/A	90.5%	89.1%	92.5%
% of Patients satisfied with the time they had to wait for an appointment	0	0	N/A	86.3%	83.1%	87.0%

* This is based on patients treated on this contract for their most recent course of treatment.

Figures in italics indicate the base number of FP17s or Patient Questionnaire responses are less than 100. N/A is shown where the base number of responses is less than 10 during the period. % is calculated as Quantity/Base number*100

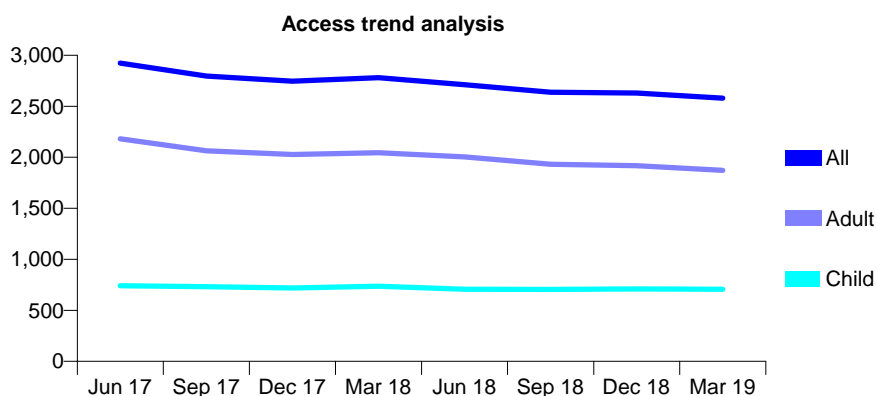
Q63 - Vital Signs At a Glance Contract Report for 859575/0001 - March 2019

Name or company name	Eltham Family Dental Practice
Contract type name	GDS Contract
Purpose of contract	General
Contract start date	17/07/2008
Contract end date	

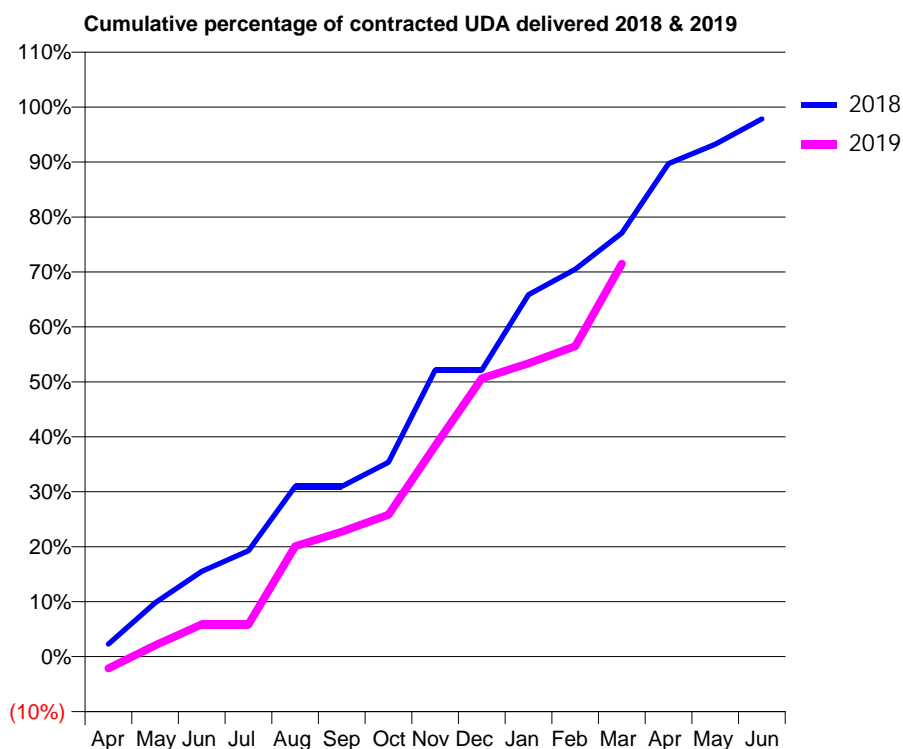
18/19 Contracted general activity (UDA)	8,000
Carry forward general activity (UDA)	173
18/19 Contracted orthodontic activity (UOA)	0
Carry forward orthodontic activity (UOA)	0
Baseline contract value	£218,439.49

ACCESS*

Patients seen in 24 months	Total	Change since previous quarter
Quarter ending March 2018	2,781	
Quarter ending June 2018	2,712	↓
Quarter ending September 2018	2,637	↓
Quarter ending December 2018	2,629	→
Quarter ending March 2019	2,580	↓
Variance since March 2018	(7.2%)	↓



ACTIVITY



Month	Adjusted Scheduled Activity (UDA)	
	2018	2019
April	184	-173
May	784	164
June	1,242	470
July	1,541	470
August	2,478	1,607
September	2,478	1,818
October	2,829	2,064
November	4,172	3,070
December	4,172	4,051
January	5,269	4,269
February	5,639	4,518
March	6,165	5,719
April	7,175	
May	7,460	
June	7,827	

QUALITY

	Quantity	Base Number	Contract	AT	Region	England
% of FP17s for the same patient ID Re-attending within 3 months - Children	49	853	5.7%	10.3%	11.9%	11.8%
% of FP17s for the same patient ID Re-attending within 3 months - Adults	334	2,147	15.6%	15.6%	16.9%	15.7%
% of FP17s for the same patient ID Re-attending between 3 & 9 months - Children	321	853	37.6%	49.3%	48.9%	58.9%
% of FP17s for the same patient ID Re-attending between 3 & 9 months - Adults	631	2,147	29.4%	38.6%	38.9%	50.8%
% of FP17s for Band 1 Urgent Courses	322	2,386	13.5%	10.3%	10.7%	9.1%
% of FP17s Relating to Free Repair or Replacements	2	2,386	0.1%	0.6%	0.5%	0.8%
% of FP17s Relating to Continuations	22	2,386	0.9%	0.9%	0.7%	0.9%
% of Patients satisfied with the dentistry they have received	0	0	N/A	90.5%	89.1%	92.5%
% of Patients satisfied with the time they had to wait for an appointment	0	0	N/A	86.3%	83.1%	87.0%

* This is based on patients treated on this contract for their most recent course of treatment. Figures in italics indicate the base number of FP17s or Patient Questionnaire responses are less than 100. N/A is shown where the base number of responses is less than 10 during the period. % is calculated as Quantity/Base number*100

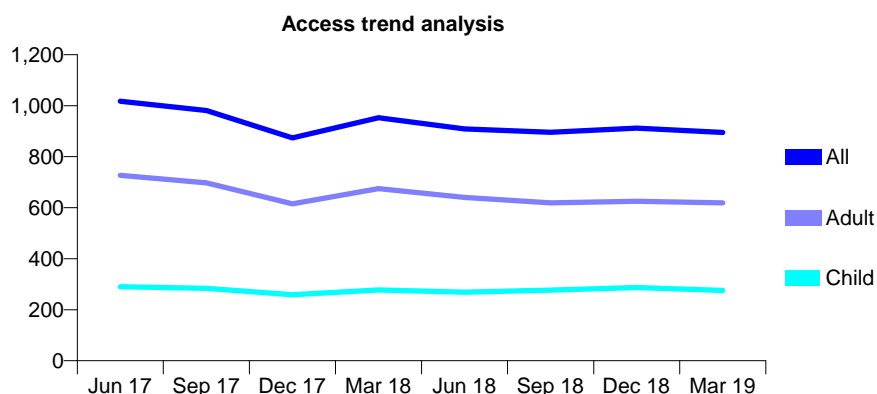
Q63 - Vital Signs At a Glance Contract Report for 863475/0001 - March 2019

Name or company name	MRS R SIVAKUMARAN
Contract type name	GDS Contract
Purpose of contract	General
Contract start date	01/04/2013
Contract end date	

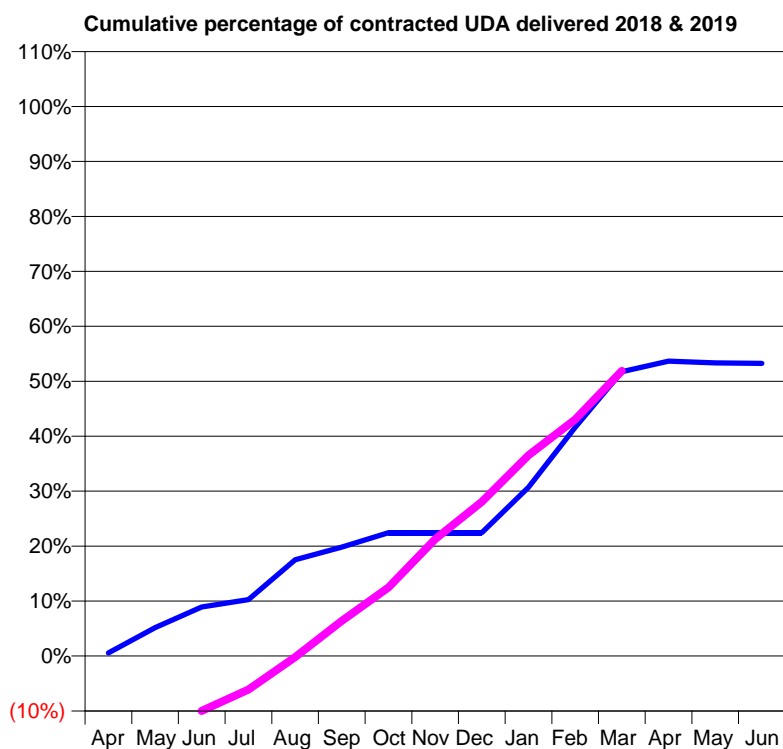
18/19 Contracted general activity (UDA)	4,200
Carry forward general activity (UDA)	960
18/19 Contracted orthodontic activity (UOA)	0
Carry forward orthodontic activity (UOA)	0
Baseline contract value	£116,829.85

ACCESS*

Patients seen in 24 months	Total	Change since previous quarter
Quarter ending March 2018	953	
Quarter ending June 2018	909	↓
Quarter ending September 2018	896	↓
Quarter ending December 2018	912	→
Quarter ending March 2019	895	↓
Variance since March 2018	(6.1%)	↓



ACTIVITY



Month	Adjusted Scheduled Activity (UDA)	
	2018	2019
April	24	-833
May	218	-609
June	375	-419
July	432	-257
August	736	-8
September	832	268
October	943	524
November	943	894
December	943	1,179
January	1,290	1,535
February	1,748	1,809
March	2,173	2,178
April	2,254	
May	2,240	
June	2,237	

QUALITY

	Quantity	Base Number	Contract	AT	Region	England
% of FP17s for the same patient ID Re-attending within 3 months - Children	14	288	4.9%	10.3%	11.9%	11.8%
% of FP17s for the same patient ID Re-attending within 3 months - Adults	47	491	9.6%	15.6%	16.9%	15.7%
% of FP17s for the same patient ID Re-attending between 3 & 9 months - Children	88	288	30.6%	49.3%	48.9%	58.9%
% of FP17s for the same patient ID Re-attending between 3 & 9 months - Adults	84	491	17.1%	38.6%	38.9%	50.8%
% of FP17s for Band 1 Urgent Courses	72	751	9.6%	10.3%	10.7%	9.1%
% of FP17s Relating to Free Repair or Replacements	3	751	0.4%	0.6%	0.5%	0.8%
% of FP17s Relating to Continuations	3	751	0.4%	0.9%	0.7%	0.9%
% of Patients satisfied with the dentistry they have received	0	0	N/A	90.5%	89.1%	92.5%
% of Patients satisfied with the time they had to wait for an appointment	0	0	N/A	86.3%	83.1%	87.0%

* This is based on patients treated on this contract for their most recent course of treatment. Figures in italics indicate the base number of FP17s or Patient Questionnaire responses are less than 100. N/A is shown where the base number of responses is less than 10 during the period. % is calculated as Quantity/Base number*100

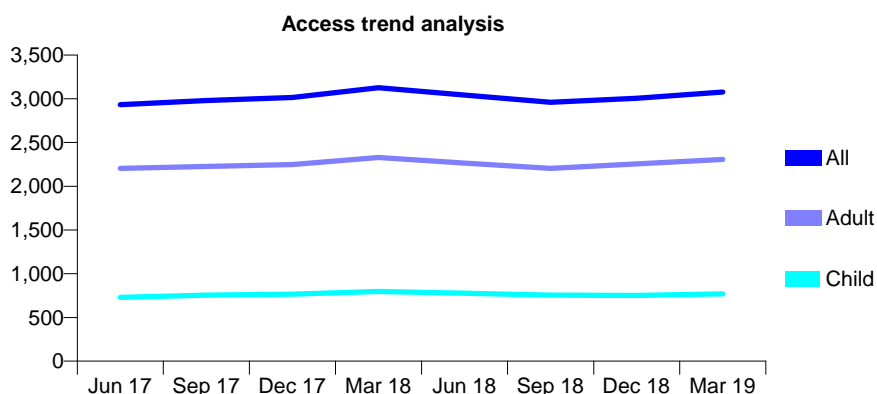
Q63 - Vital Signs At a Glance Contract Report for 875864/0001 - March 2019

Name or company name	MS MA KICZKA
Contract type name	GDS Contract
Purpose of contract	General
Contract start date	01/04/2013
Contract end date	

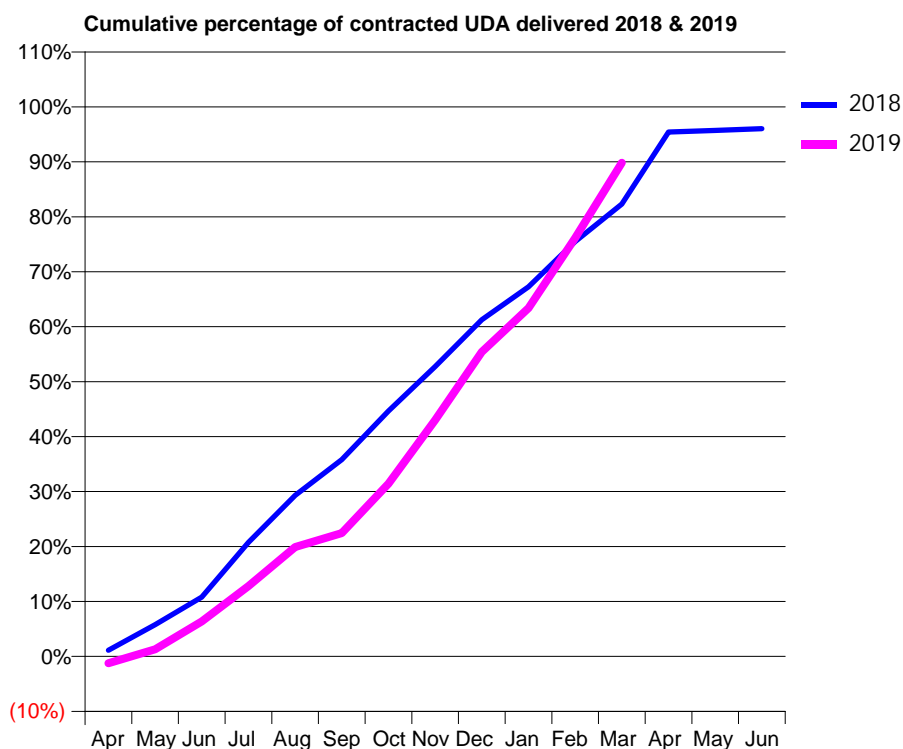
18/19 Contracted general activity (UDA)	9,300
Carry forward general activity (UDA)	369
18/19 Contracted orthodontic activity (UOA)	0
Carry forward orthodontic activity (UOA)	0
Baseline contract value	£228,152.21

ACCESS*

Patients seen in 24 months	Total	Change since previous quarter
Quarter ending March 2018	3,127	
Quarter ending June 2018	3,041	↓
Quarter ending September 2018	2,961	↓
Quarter ending December 2018	3,006	→
Quarter ending March 2019	3,077	↑
Variance since March 2018	(1.6%)	↓



ACTIVITY



Month	Adjusted Scheduled Activity (UDA)	
	2018	2019
April	105	-115
May	538	121
June	1,003	593
July	1,930	1,191
August	2,724	1,851
September	3,330	2,087
October	4,154	2,925
November	4,905	4,002
December	5,697	5,154
January	6,255	5,894
February	7,022	7,083
March	7,655	8,353
April	8,873	
May	8,900	
June	8,931	

QUALITY

	Quantity	Base Number	Contract	AT	Region	England
% of FP17s for the same patient ID Re-attending within 3 months - Children	63	750	8.4%	10.3%	11.9%	11.8%
% of FP17s for the same patient ID Re-attending within 3 months - Adults	424	2,325	18.2%	15.6%	16.9%	15.7%
% of FP17s for the same patient ID Re-attending between 3 & 9 months - Children	166	750	22.1%	49.3%	48.9%	58.9%
% of FP17s for the same patient ID Re-attending between 3 & 9 months - Adults	548	2,325	23.6%	38.6%	38.9%	50.8%
% of FP17s for Band 1 Urgent Courses	499	2,765	18.0%	10.3%	10.7%	9.1%
% of FP17s Relating to Free Repair or Replacements	46	2,765	1.7%	0.6%	0.5%	0.8%
% of FP17s Relating to Continuations	26	2,765	0.9%	0.9%	0.7%	0.9%
% of Patients satisfied with the dentistry they have received	0	0	N/A	90.5%	89.1%	92.5%
% of Patients satisfied with the time they had to wait for an appointment	0	0	N/A	86.3%	83.1%	87.0%

* This is based on patients treated on this contract for their most recent course of treatment. Figures in italics indicate the base number of FP17s or Patient Questionnaire responses are less than 100. N/A is shown where the base number of responses is less than 10 during the period. % is calculated as Quantity/Base number*100

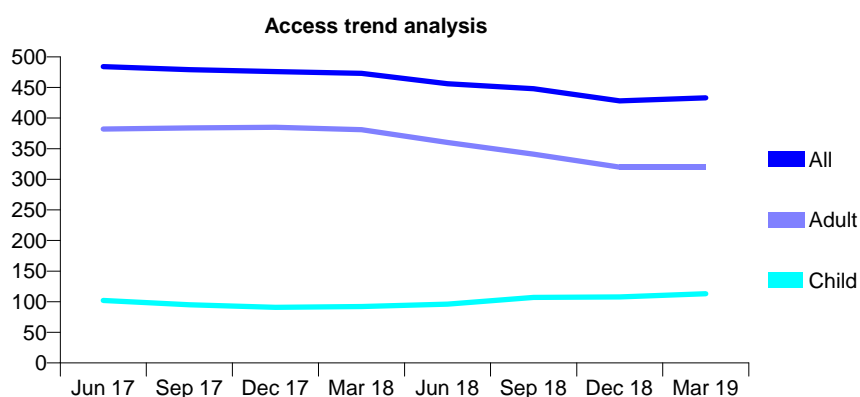
Q63 - Vital Signs At a Glance Contract Report for 890421/0001 - March 2019

Name or company name	MS M TADAION
Contract type name	GDS Contract
Purpose of contract	General
Contract start date	27/07/2011
Contract end date	

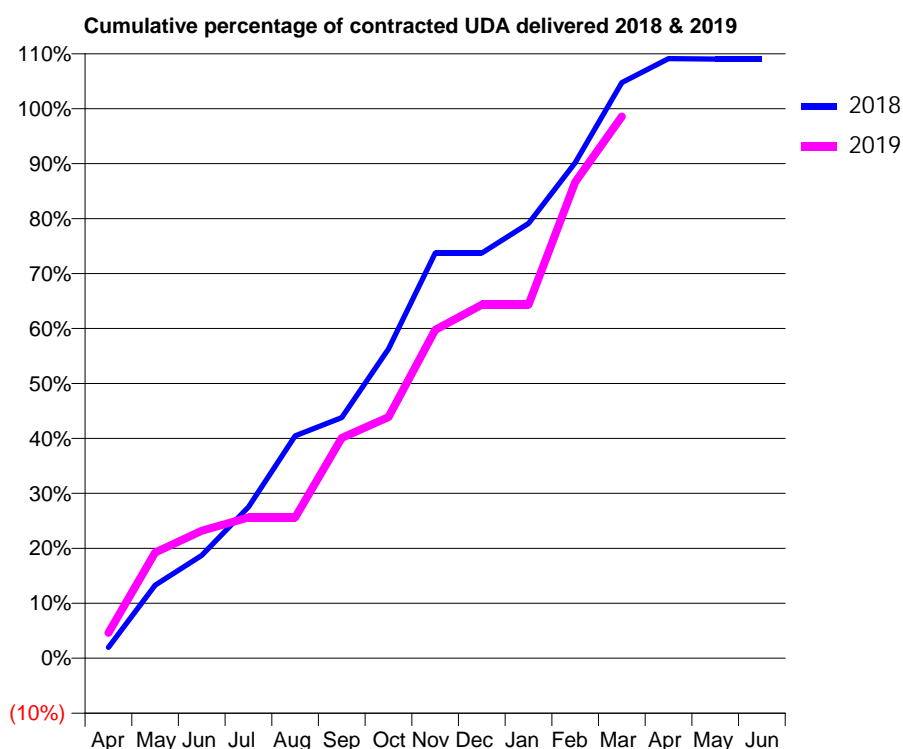
18/19 Contracted general activity (UDA)	910
Carry forward general activity (UDA)	-18
18/19 Contracted orthodontic activity (UOA)	0
Carry forward orthodontic activity (UOA)	0
Baseline contract value	£25,814.69

ACCESS*

Patients seen in 24 months	Total	Change since previous quarter
Quarter ending March 2018	473	
Quarter ending June 2018	456	↓
Quarter ending September 2018	448	↓
Quarter ending December 2018	428	↓
Quarter ending March 2019	433	→
Variance since March 2018	(8.5%)	↓



ACTIVITY



Month	Adjusted Scheduled Activity (UDA)	
	2018	2019
April	18	42
May	121	175
June	170	211
July	250	233
August	368	233
September	398	365
October	512	399
November	671	544
December	671	585
January	720	585
February	821	788
March	953	897
April	993	
May	992	
June	992	

QUALITY

	Quantity	Base Number	Contract	AT	Region	England
% of FP17s for the same patient ID Re-attending within 3 months - Children	5	145	3.4%	10.3%	11.9%	11.8%
% of FP17s for the same patient ID Re-attending within 3 months - Adults	20	277	7.2%	15.6%	16.9%	15.7%
% of FP17s for the same patient ID Re-attending between 3 & 9 months - Children	72	145	49.7%	49.3%	48.9%	58.9%
% of FP17s for the same patient ID Re-attending between 3 & 9 months - Adults	86	277	31.0%	38.6%	38.9%	50.8%
% of FP17s for Band 1 Urgent Courses	29	399	7.3%	10.3%	10.7%	9.1%
% of FP17s Relating to Free Repair or Replacements	0	399	0.0%	0.6%	0.5%	0.8%
% of FP17s Relating to Continuations	0	399	0.0%	0.9%	0.7%	0.9%
% of Patients satisfied with the dentistry they have received	0	0	N/A	90.5%	89.1%	92.5%
% of Patients satisfied with the time they had to wait for an appointment	0	0	N/A	86.3%	83.1%	87.0%

* This is based on patients treated on this contract for their most recent course of treatment.

Figures in italics indicate the base number of FP17s or Patient Questionnaire responses are less than 100. N/A is shown where the base number of responses is less than 10 during the period. % is calculated as Quantity/Base number*100

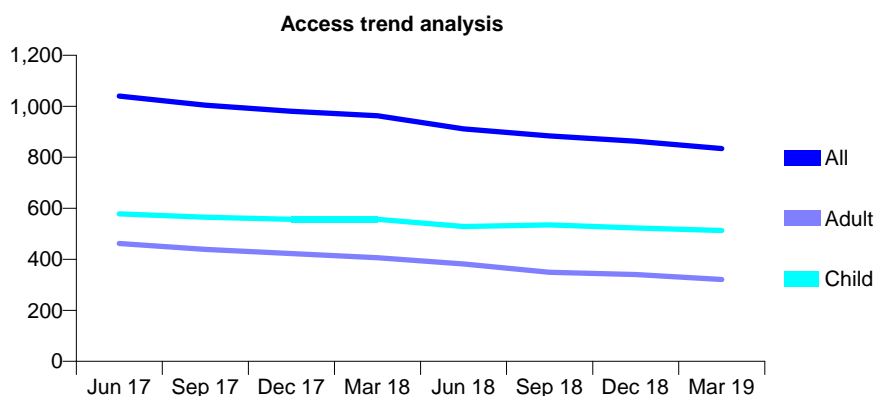
Q63 - Vital Signs At a Glance Contract Report for 905836/0001 - March 2019

Name or company name	MRS JB JONES
Contract type name	GDS Contract
Purpose of contract	General
Contract start date	01/04/2006
Contract end date	

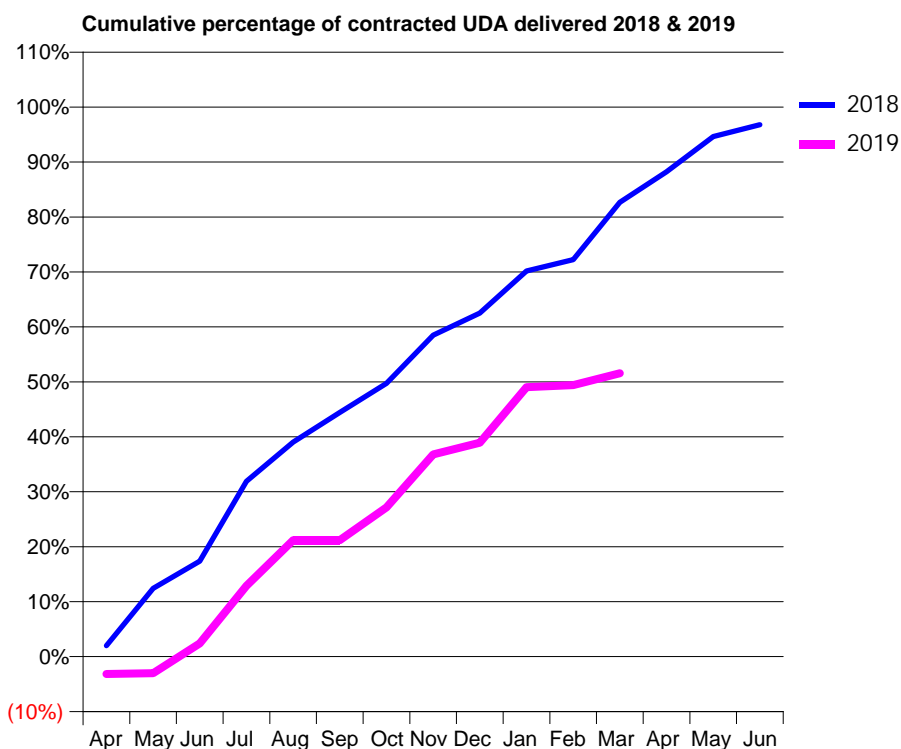
18/19 Contracted general activity (UDA)	2,250
Carry forward general activity (UDA)	72
18/19 Contracted orthodontic activity (UOA)	0
Carry forward orthodontic activity (UOA)	0
Baseline contract value	£60,637.87

ACCESS*

Patients seen in 24 months	Total	Change since previous quarter
Quarter ending March 2018	963	
Quarter ending June 2018	911	↓
Quarter ending September 2018	884	↓
Quarter ending December 2018	863	↓
Quarter ending March 2019	834	↓
Variance since March 2018	(13.4%)	↓



ACTIVITY



Month	Adjusted Scheduled Activity (UDA)	
	2018	2019
April	45	-72
May	280	-68
June	391	55
July	718	290
August	878	477
September	999	477
October	1,119	611
November	1,316	828
December	1,406	876
January	1,579	1,103
February	1,625	1,112
March	1,860	1,160
April	1,985	
May	2,129	
June	2,178	

QUALITY

	Quantity	Base Number	Contract	AT	Region	England
% of FP17s for the same patient ID Re-attending within 3 months - Children	82	674	12.2%	10.3%	11.9%	11.8%
% of FP17s for the same patient ID Re-attending within 3 months - Adults	33	277	11.9%	15.6%	16.9%	15.7%
% of FP17s for the same patient ID Re-attending between 3 & 9 months - Children	360	674	53.4%	49.3%	48.9%	58.9%
% of FP17s for the same patient ID Re-attending between 3 & 9 months - Adults	142	277	51.3%	38.6%	38.9%	50.8%
% of FP17s for Band 1 Urgent Courses	49	805	6.1%	10.3%	10.7%	9.1%
% of FP17s Relating to Free Repair or Replacements	2	805	0.2%	0.6%	0.5%	0.8%
% of FP17s Relating to Continuations	10	805	1.2%	0.9%	0.7%	0.9%
% of Patients satisfied with the dentistry they have received	0	0	N/A	90.5%	89.1%	92.5%
% of Patients satisfied with the time they had to wait for an appointment	0	0	N/A	86.3%	83.1%	87.0%

* This is based on patients treated on this contract for their most recent course of treatment. Figures in italics indicate the base number of FP17s or Patient Questionnaire responses are less than 100. N/A is shown where the base number of responses is less than 10 during the period. % is calculated as Quantity/Base number*100

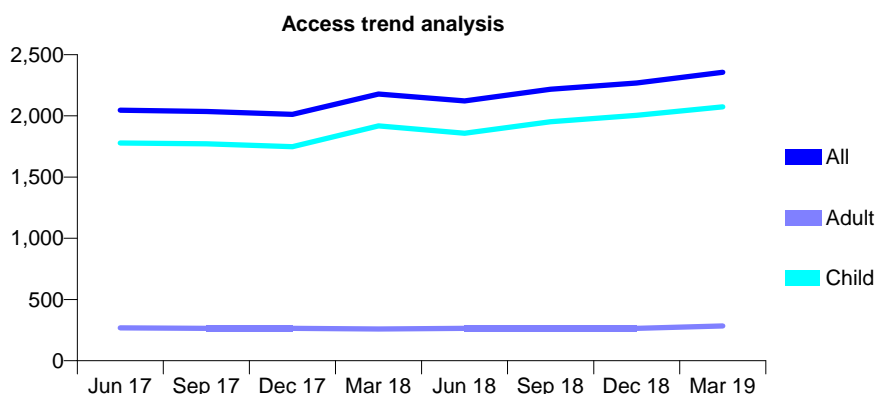
Q63 - Vital Signs At a Glance Contract Report for 908495/0001 - March 2019

Name or company name	Mr Sanjay Patel
Contract type name	GDS Contract
Purpose of contract	General
Contract start date	01/04/2006
Contract end date	

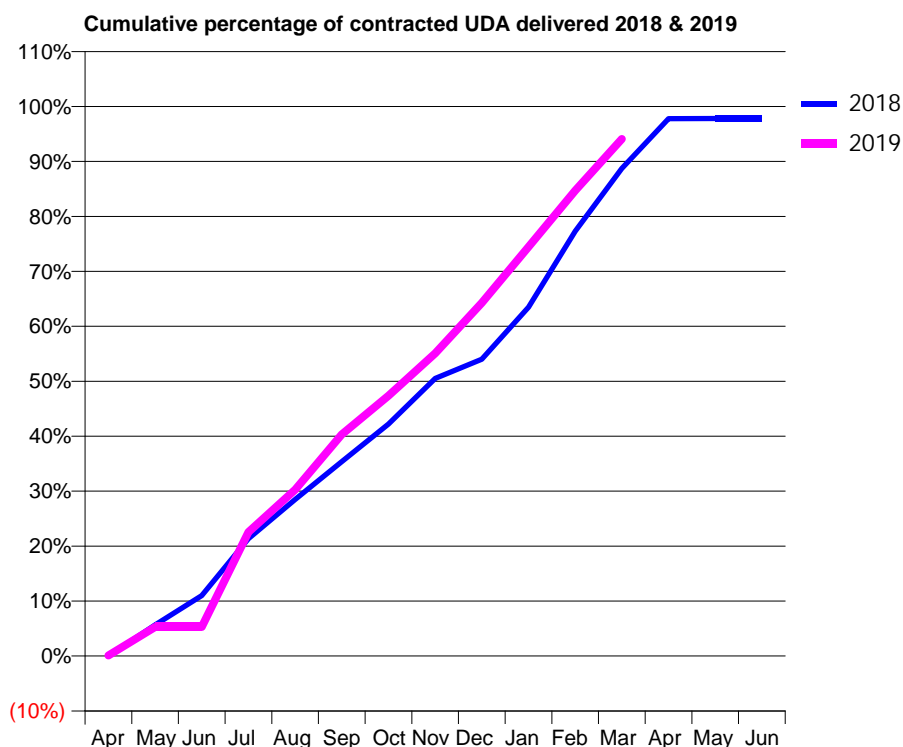
18/19 Contracted general activity (UDA)	4,427
Carry forward general activity (UDA)	97
18/19 Contracted orthodontic activity (UOA)	0
Carry forward orthodontic activity (UOA)	0
Baseline contract value	£107,733.66

ACCESS*

Patients seen in 24 months	Total	Change since previous quarter
Quarter ending March 2018	2,178	
Quarter ending June 2018	2,123	↓
Quarter ending September 2018	2,217	↑
Quarter ending December 2018	2,269	↑
Quarter ending March 2019	2,357	↑
Variance since March 2018	8.2%	↑



ACTIVITY



Month	Adjusted Scheduled Activity (UDA)	
	2018	2019
April	0	4
May	251	234
June	487	234
July	946	999
August	1,262	1,340
September	1,566	1,785
October	1,869	2,096
November	2,236	2,439
December	2,391	2,844
January	2,810	3,297
February	3,422	3,750
March	3,928	4,165
April	4,329	
May	4,330	
June	4,330	

QUALITY

	Quantity	Base Number	Contract	AT	Region	England
% of FP17s for the same patient ID Re-attending within 3 months - Children	289	3,423	8.4%	10.3%	11.9%	11.8%
% of FP17s for the same patient ID Re-attending within 3 months - Adults	10	121	8.3%	15.6%	16.9%	15.7%
% of FP17s for the same patient ID Re-attending between 3 & 9 months - Children	2,233	3,423	65.2%	49.3%	48.9%	58.9%
% of FP17s for the same patient ID Re-attending between 3 & 9 months - Adults	78	121	64.5%	38.6%	38.9%	50.8%
% of FP17s for Band 1 Urgent Courses	152	3,264	4.7%	10.3%	10.7%	9.1%
% of FP17s Relating to Free Repair or Replacements	0	3,264	0.0%	0.6%	0.5%	0.8%
% of FP17s Relating to Continuations	0	3,264	0.0%	0.9%	0.7%	0.9%
% of Patients satisfied with the dentistry they have received	1	1	N/A	90.5%	89.1%	92.5%
% of Patients satisfied with the time they had to wait for an appointment	1	1	N/A	86.3%	83.1%	87.0%

* This is based on patients treated on this contract for their most recent course of treatment. Figures in italics indicate the base number of FP17s or Patient Questionnaire responses are less than 100. N/A is shown where the base number of responses is less than 10 during the period. % is calculated as Quantity/Base number*100

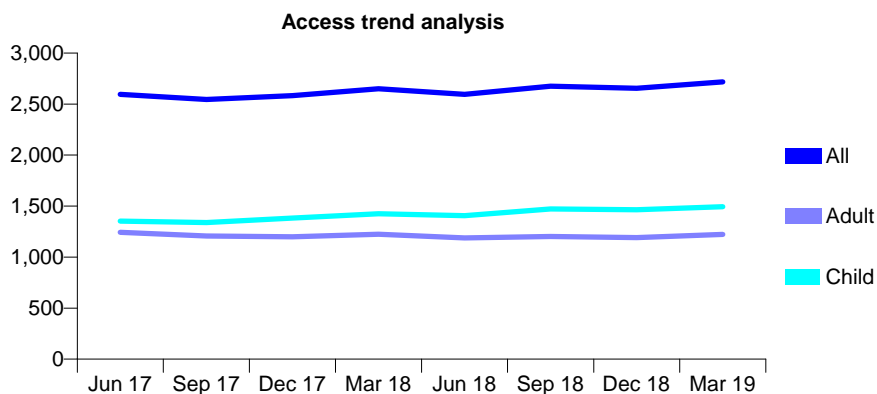
Q63 - Vital Signs At a Glance Contract Report for 909548/0001 - March 2019

Name or company name	MR HS KALSI
Contract type name	GDS Contract
Purpose of contract	General and Orthodontic
Contract start date	01/04/2006
Contract end date	

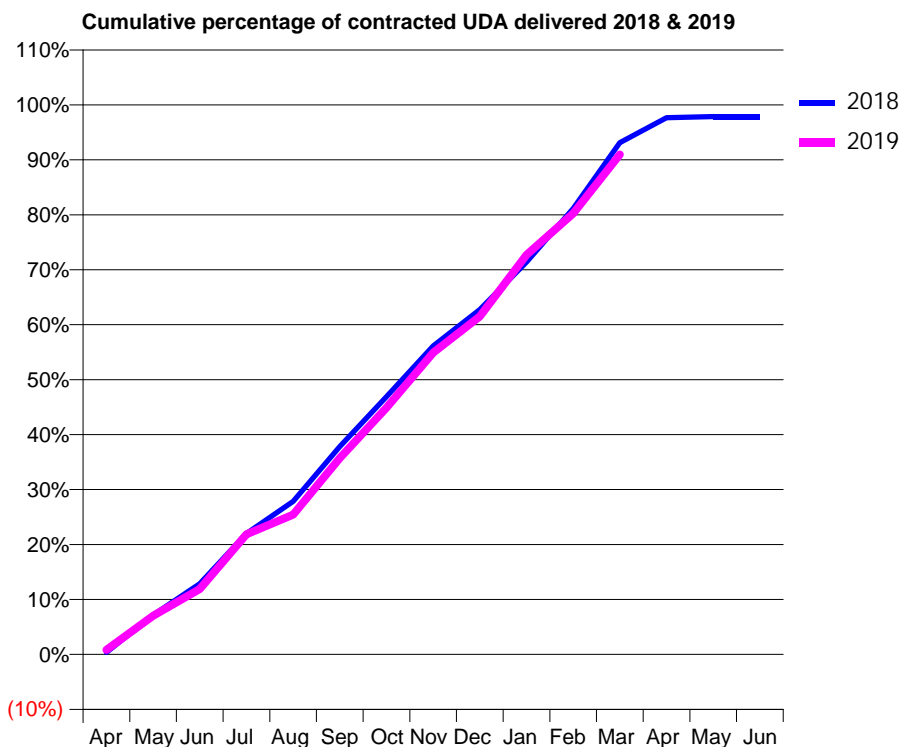
18/19 Contracted general activity (UDA)	7,537
Carry forward general activity (UDA)	161
18/19 Contracted orthodontic activity (UOA)	134
Carry forward orthodontic activity (UOA)	0
Baseline contract value	£214,304.07

ACCESS*

Patients seen in 24 months	Total	Change since previous quarter
Quarter ending March 2018	2,650	
Quarter ending June 2018	2,595	↓
Quarter ending September 2018	2,675	↑
Quarter ending December 2018	2,656	→
Quarter ending March 2019	2,718	↑
Variance since March 2018	2.6%	↑



ACTIVITY



Month	2018	2019
April	29	63
May	540	531
June	968	898
July	1,659	1,648
August	2,100	1,918
September	2,851	2,693
October	3,535	3,382
November	4,232	4,137
December	4,729	4,636
January	5,382	5,481
February	6,115	6,047
March	7,019	6,856
April	7,360	
May	7,376	
June	7,376	

QUALITY

	Quantity	Base Number	Contract	AT	Region	England
% of FP17s for the same patient ID Re-attending within 3 months - Children	264	2,347	11.2%	10.3%	11.9%	11.8%
% of FP17s for the same patient ID Re-attending within 3 months - Adults	170	1,443	11.8%	15.6%	16.9%	15.7%
% of FP17s for the same patient ID Re-attending between 3 & 9 months - Children	1,489	2,347	63.4%	49.3%	48.9%	58.9%
% of FP17s for the same patient ID Re-attending between 3 & 9 months - Adults	735	1,443	50.9%	38.6%	38.9%	50.8%
% of FP17s for Band 1 Urgent Courses	213	3,508	6.1%	10.3%	10.7%	9.1%
% of FP17s Relating to Free Repair or Replacements	11	3,508	0.3%	0.6%	0.5%	0.8%
% of FP17s Relating to Continuations	15	3,508	0.4%	0.9%	0.7%	0.9%
% of Patients satisfied with the dentistry they have received	0	0	N/A	90.5%	89.1%	92.5%
% of Patients satisfied with the time they had to wait for an appointment	0	0	N/A	86.3%	83.1%	87.0%

* This is based on patients treated on this contract for their most recent course of treatment. Figures in italics indicate the base number of FP17s or Patient Questionnaire responses are less than 100. N/A is shown where the base number of responses is less than 10 during the period. % is calculated as Quantity/Base number*100

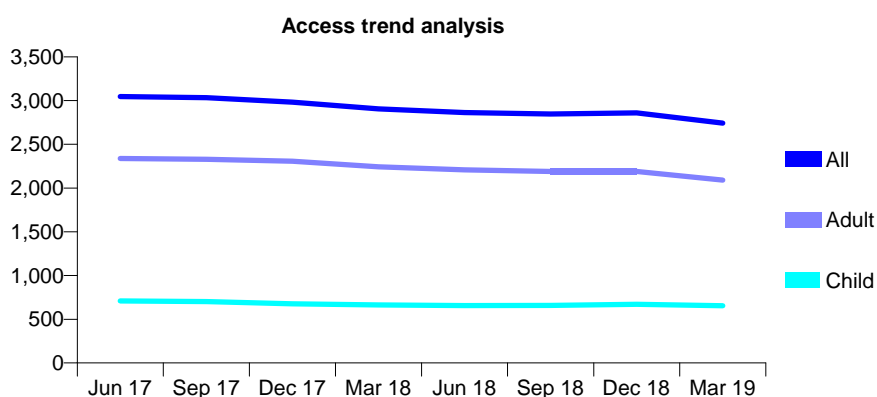
Q63 - Vital Signs At a Glance Contract Report for 910139/0001 - March 2019

Name or company name	Richard Milner, Nadeem Jawaid
Contract type name	GDS Contract
Purpose of contract	General
Contract start date	01/04/2006
Contract end date	

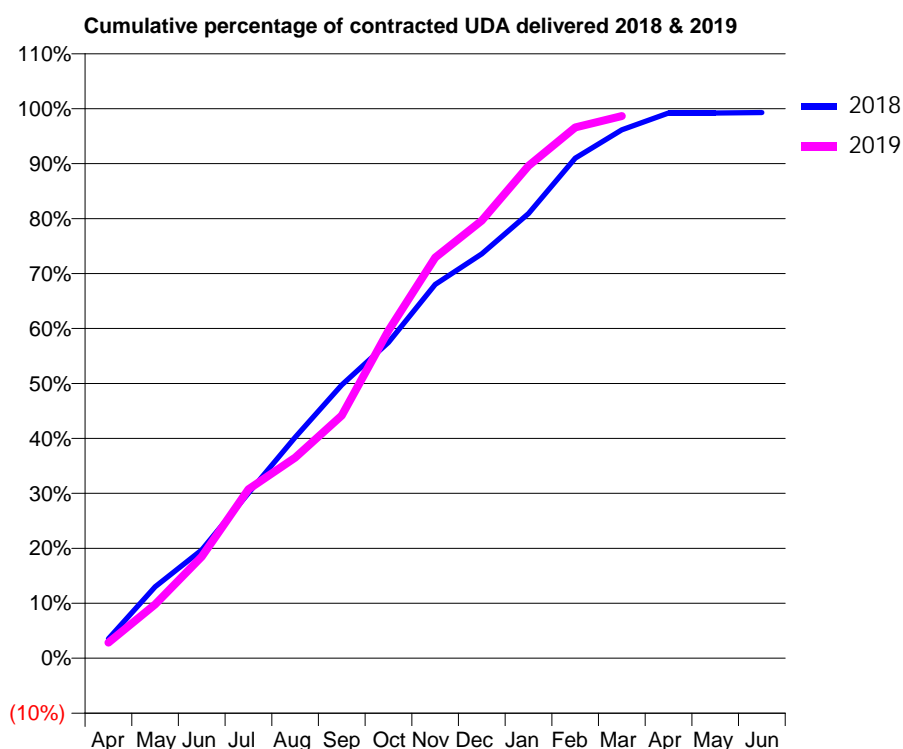
18/19 Contracted general activity (UDA)	7,000
Carry forward general activity (UDA)	50
18/19 Contracted orthodontic activity (UOA)	0
Carry forward orthodontic activity (UOA)	0
Baseline contract value	£172,770.04

ACCESS*

Patients seen in 24 months	Total	Change since previous quarter
Quarter ending March 2018	2,906	
Quarter ending June 2018	2,864	↓
Quarter ending September 2018	2,847	→
Quarter ending December 2018	2,859	→
Quarter ending March 2019	2,743	↓
Variance since March 2018	(5.6%)	↓



ACTIVITY



Month	2018	2019
April	247	200
May	909	687
June	1,381	1,294
July	2,103	2,152
August	2,814	2,556
September	3,481	3,091
October	4,024	4,174
November	4,760	5,104
December	5,149	5,575
January	5,664	6,273
February	6,369	6,760
March	6,730	6,905
April	6,943	
May	6,943	
June	6,950	

QUALITY

	Quantity	Base Number	Contract	AT	Region	England
% of FP17s for the same patient ID Re-attending within 3 months - Children	47	1,011	4.6%	10.3%	11.9%	11.8%
% of FP17s for the same patient ID Re-attending within 3 months - Adults	345	2,559	13.5%	15.6%	16.9%	15.7%
% of FP17s for the same patient ID Re-attending between 3 & 9 months - Children	638	1,011	63.1%	49.3%	48.9%	58.9%
% of FP17s for the same patient ID Re-attending between 3 & 9 months - Adults	1,286	2,559	50.3%	38.6%	38.9%	50.8%
% of FP17s for Band 1 Urgent Courses	257	3,424	7.5%	10.3%	10.7%	9.1%
% of FP17s Relating to Free Repair or Replacements	20	3,424	0.6%	0.6%	0.5%	0.8%
% of FP17s Relating to Continuations	27	3,424	0.8%	0.9%	0.7%	0.9%
% of Patients satisfied with the dentistry they have received	0	0	N/A	90.5%	89.1%	92.5%
% of Patients satisfied with the time they had to wait for an appointment	0	0	N/A	86.3%	83.1%	87.0%

* This is based on patients treated on this contract for their most recent course of treatment.

Figures in italics indicate the base number of FP17s or Patient Questionnaire responses are less than 100. N/A is shown where the base number of responses is less than 10 during the period. % is calculated as Quantity/Base number*100

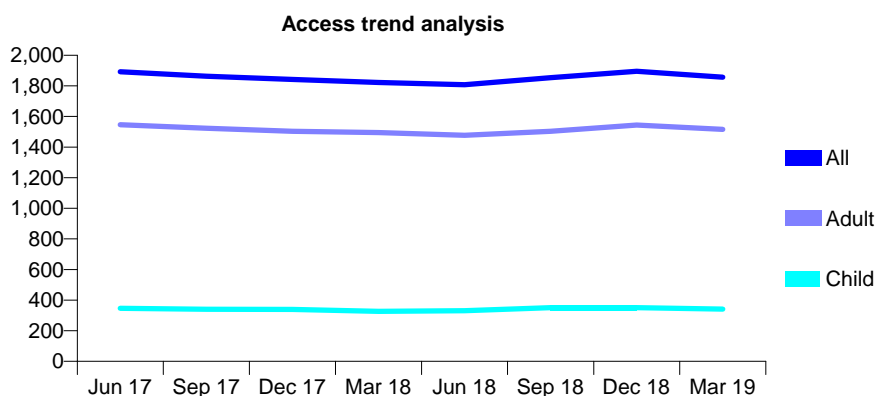
Q63 - Vital Signs At a Glance Contract Report for 913944/0001 - March 2019

Name or company name	MR MT WONG
Contract type name	GDS Contract
Purpose of contract	General
Contract start date	01/04/2006
Contract end date	08/02/2019

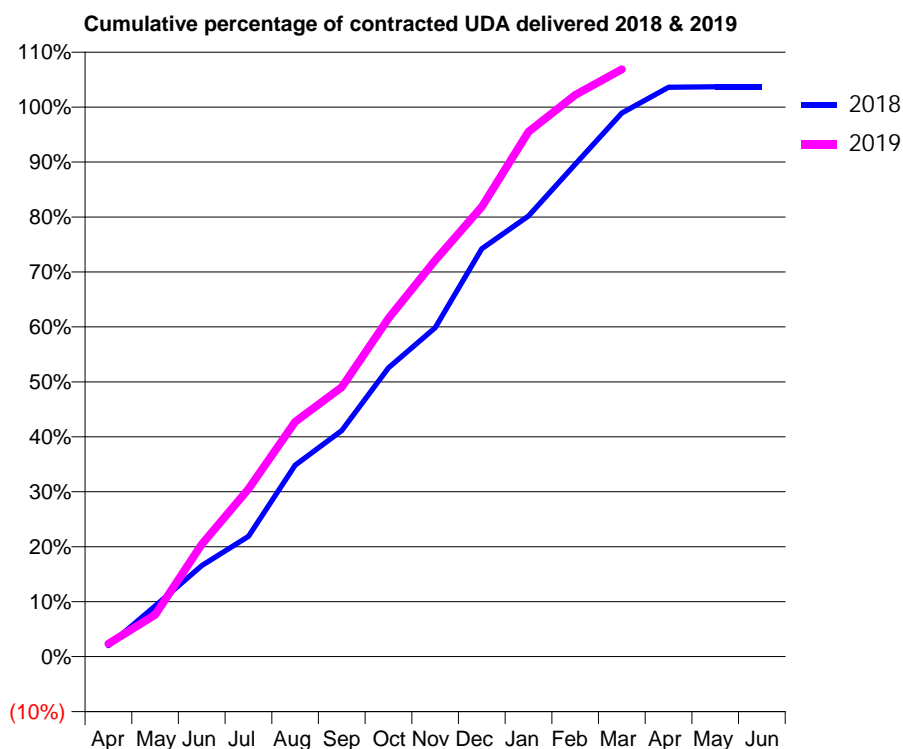
18/19 Contracted general activity (UDA)	3,686
Carry forward general activity (UDA)	-86
18/19 Contracted orthodontic activity (UOA)	0
Carry forward orthodontic activity (UOA)	0
Baseline contract value	£106,811.17

ACCESS*

Patients seen in 24 months	Total	Change since previous quarter
Quarter ending March 2018	1,822	
Quarter ending June 2018	1,808	→
Quarter ending September 2018	1,854	↑
Quarter ending December 2018	1,895	↑
Quarter ending March 2019	1,857	↓
Variance since March 2018	1.9%	→



ACTIVITY



Month	Adjusted Scheduled Activity (UDA)	
	2018	2019
April	86	86
May	397	280
June	713	754
July	941	1,125
August	1,498	1,575
September	1,769	1,807
October	2,259	2,269
November	2,574	2,658
December	3,191	3,017
January	3,449	3,521
February	3,852	3,767
March	4,253	3,938
April	4,455	
May	4,458	
June	4,458	

QUALITY

	Quantity	Base Number	Contract	AT	Region	England
% of FP17s for the same patient ID Re-attending within 3 months - Children	22	345	6.4%	10.3%	11.9%	11.8%
% of FP17s for the same patient ID Re-attending within 3 months - Adults	205	1,599	12.8%	15.6%	16.9%	15.7%
% of FP17s for the same patient ID Re-attending between 3 & 9 months - Children	118	345	34.2%	49.3%	48.9%	58.9%
% of FP17s for the same patient ID Re-attending between 3 & 9 months - Adults	606	1,599	37.9%	38.6%	38.9%	50.8%
% of FP17s for Band 1 Urgent Courses	42	1,855	2.3%	10.3%	10.7%	9.1%
% of FP17s Relating to Free Repair or Replacements	24	1,855	1.3%	0.6%	0.5%	0.8%
% of FP17s Relating to Continuations	3	1,855	0.2%	0.9%	0.7%	0.9%
% of Patients satisfied with the dentistry they have received	2	3	N/A	90.5%	89.1%	92.5%
% of Patients satisfied with the time they had to wait for an appointment	2	3	N/A	86.3%	83.1%	87.0%

* This is based on patients treated on this contract for their most recent course of treatment. Figures in italics indicate the base number of FP17s or Patient Questionnaire responses are less than 100. N/A is shown where the base number of responses is less than 10 during the period. % is calculated as Quantity/Base number*100

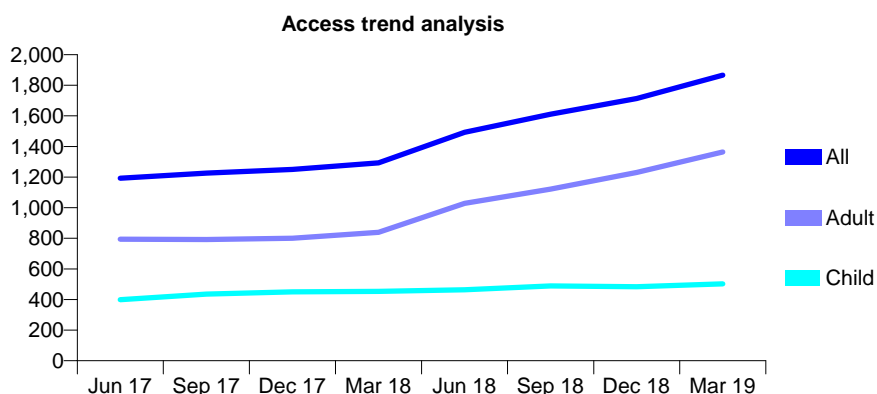
Q63 - Vital Signs At a Glance Contract Report for 914967/0001 - March 2019

Name or company name	Blue Dental
Contract type name	GDS Contract
Purpose of contract	General
Contract start date	01/04/2006
Contract end date	

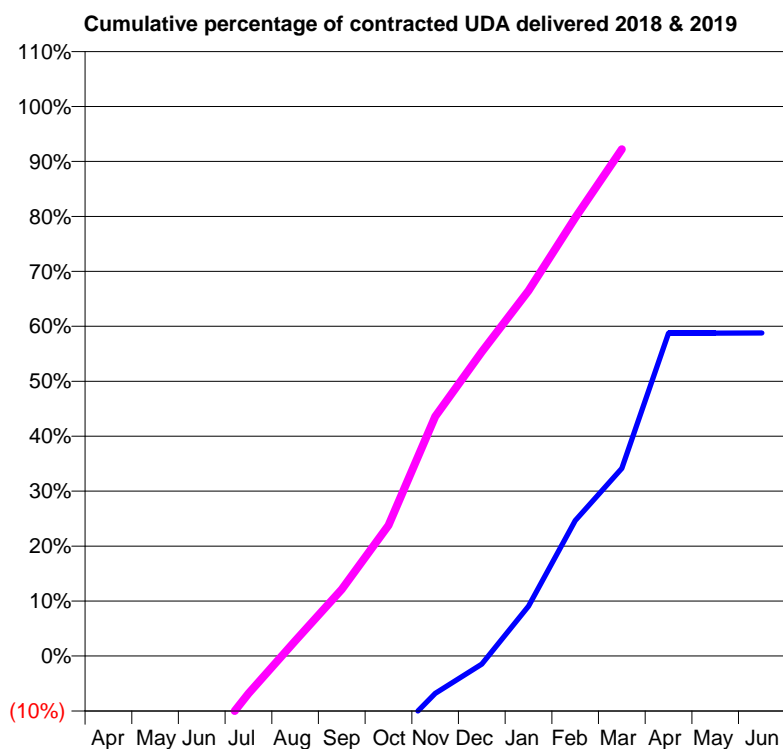
18/19 Contracted general activity (UDA)	6,166
Carry forward general activity (UDA)	2,542
18/19 Contracted orthodontic activity (UOA)	0
Carry forward orthodontic activity (UOA)	0
Baseline contract value	£182,585.39

ACCESS*

Patients seen in 24 months	Total	Change since previous quarter
Quarter ending March 2018	1,293	
Quarter ending June 2018	1,493	↑
Quarter ending September 2018	1,611	↑
Quarter ending December 2018	1,714	↑
Quarter ending March 2019	1,866	↑
Variance since March 2018	44.3%	↑



ACTIVITY



Month	Adjusted Scheduled Activity (UDA)	
	2018	2019
April	-2,582	-2,258
May	-2,576	-1,673
June	-2,492	-1,089
July	-2,315	-423
August	-1,924	169
September	-1,402	748
October	-959	1,465
November	-420	2,687
December	-92	3,412
January	561	4,099
February	1,519	4,918
March	2,106	5,686
April	3,623	
May	3,623	
June	3,624	

QUALITY

	Quantity	Base Number	Contract	AT	Region	England
% of FP17s for the same patient ID Re-attending within 3 months - Children	219	1,060	20.7%	10.3%	11.9%	11.8%
% of FP17s for the same patient ID Re-attending within 3 months - Adults	363	1,991	18.2%	15.6%	16.9%	15.7%
% of FP17s for the same patient ID Re-attending between 3 & 9 months - Children	581	1,060	54.8%	49.3%	48.9%	58.9%
% of FP17s for the same patient ID Re-attending between 3 & 9 months - Adults	770	1,991	38.7%	38.6%	38.9%	50.8%
% of FP17s for Band 1 Urgent Courses	204	2,814	7.2%	10.3%	10.7%	9.1%
% of FP17s Relating to Free Repair or Replacements	22	2,814	0.8%	0.6%	0.5%	0.8%
% of FP17s Relating to Continuations	9	2,814	0.3%	0.9%	0.7%	0.9%
% of Patients satisfied with the dentistry they have received	0	0	N/A	90.5%	89.1%	92.5%
% of Patients satisfied with the time they had to wait for an appointment	0	0	N/A	86.3%	83.1%	87.0%

* This is based on patients treated on this contract for their most recent course of treatment.

Figures in italics indicate the base number of FP17s or Patient Questionnaire responses are less than 100. N/A is shown where the base number of responses is less than 10 during the period. % is calculated as Quantity/Base number*100

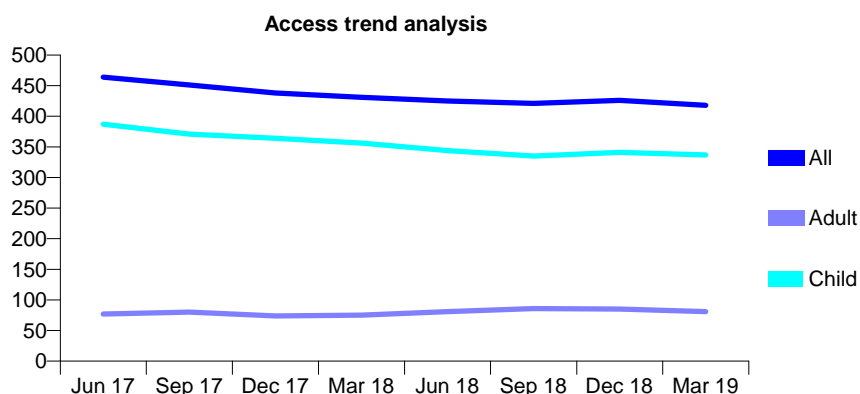
Q63 - Vital Signs At a Glance Contract Report for 917583/0001 - March 2019

Name or company name	MR A KERSCHBAUMER
Contract type name	GDS Contract
Purpose of contract	General
Contract start date	01/04/2006
Contract end date	

18/19 Contracted general activity (UDA)	1,279
Carry forward general activity (UDA)	0
18/19 Contracted orthodontic activity (UOA)	0
Carry forward orthodontic activity (UOA)	0
Baseline contract value	£27,877.66

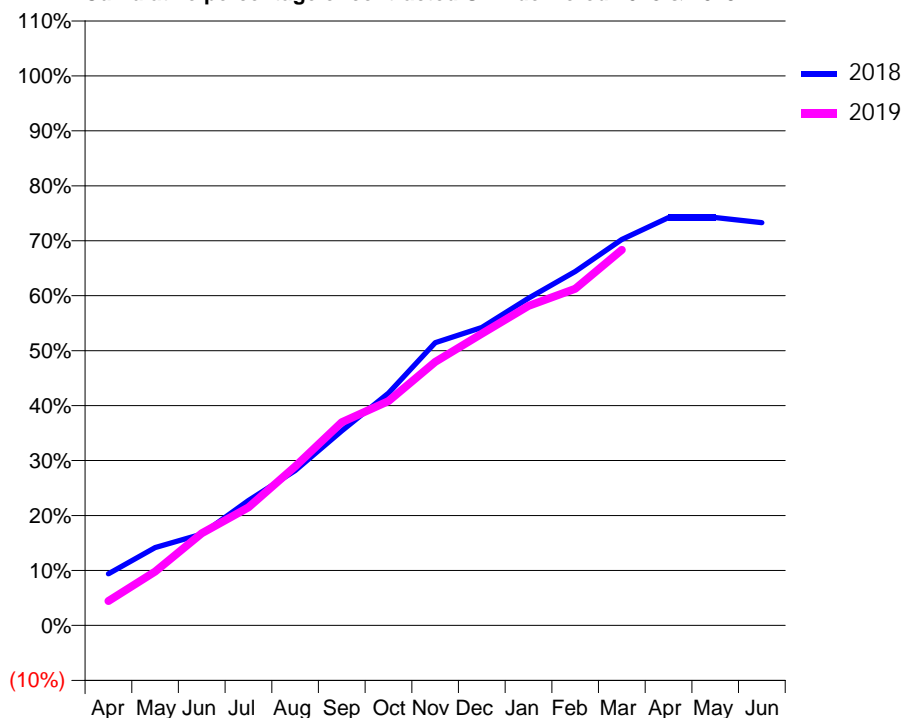
ACCESS*

Patients seen in 24 months	Total	Change since previous quarter
Quarter ending March 2018	431	
Quarter ending June 2018	425	↓
Quarter ending September 2018	421	→
Quarter ending December 2018	426	→
Quarter ending March 2019	418	↓
Variance since March 2018	(3.0%)	↓



ACTIVITY

Cumulative percentage of contracted UDA delivered 2018 & 2019



Adjusted Scheduled Activity (UDA)

Month	2018	2019
April	120	57
May	181	125
June	212	214
July	291	275
August	361	370
September	453	473
October	541	522
November	658	613
December	693	679
January	761	744
February	824	784
March	898	874
April	949	
May	949	
June	937	

QUALITY

	Quantity	Base Number	Contract	AT	Region	England
% of FP17s for the same patient ID Re-attending within 3 months - Children	46	485	9.5%	10.3%	11.9%	11.8%
% of FP17s for the same patient ID Re-attending within 3 months - Adults	2	36	5.6%	15.6%	16.9%	15.7%
% of FP17s for the same patient ID Re-attending between 3 & 9 months - Children	275	485	56.7%	49.3%	48.9%	58.9%
% of FP17s for the same patient ID Re-attending between 3 & 9 months - Adults	24	36	66.7%	38.6%	38.9%	50.8%
% of FP17s for Band 1 Urgent Courses	21	498	4.2%	10.3%	10.7%	9.1%
% of FP17s Relating to Free Repair or Replacements	0	498	0.0%	0.6%	0.5%	0.8%
% of FP17s Relating to Continuations	7	498	1.4%	0.9%	0.7%	0.9%
% of Patients satisfied with the dentistry they have received	0	0	N/A	90.5%	89.1%	92.5%
% of Patients satisfied with the time they had to wait for an appointment	0	0	N/A	86.3%	83.1%	87.0%

* This is based on patients treated on this contract for their most recent course of treatment.

Figures in italics indicate the base number of FP17s or Patient Questionnaire responses are less than 100. N/A is shown where the base number of responses is less than 10 during the period. % is calculated as Quantity/Base number*100

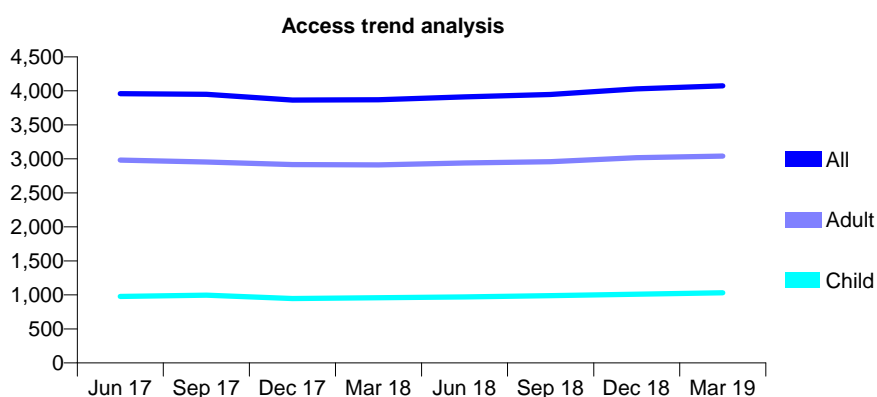
Q63 - Vital Signs At a Glance Contract Report for 917737/0001 - March 2019

Name or company name	MR JC HEALY
Contract type name	GDS Contract
Purpose of contract	General
Contract start date	01/04/2006
Contract end date	

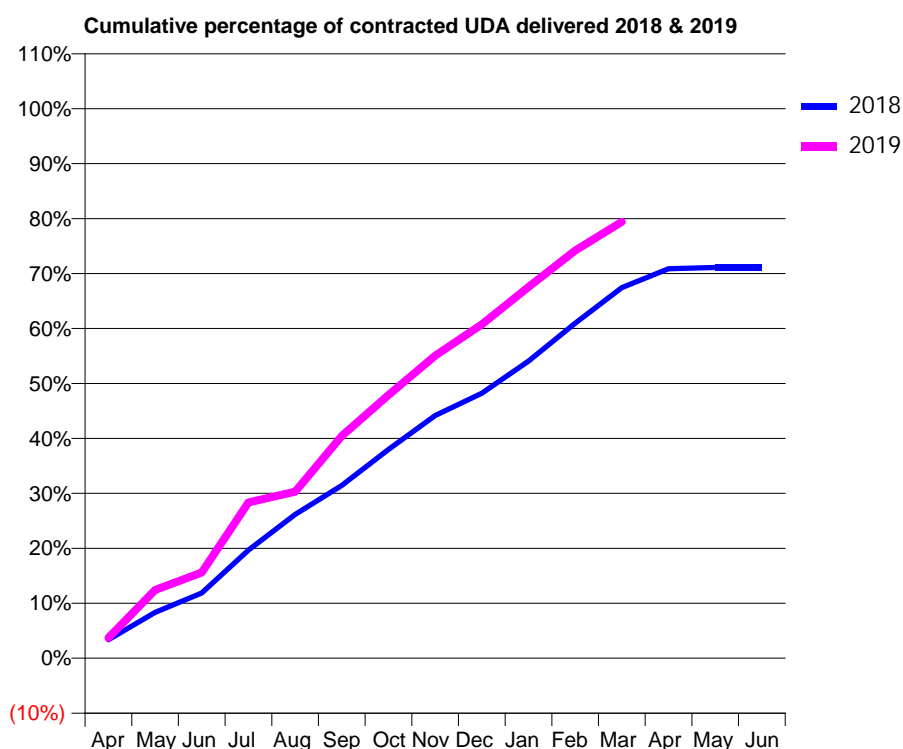
18/19 Contracted general activity (UDA)	11,000
Carry forward general activity (UDA)	0
18/19 Contracted orthodontic activity (UOA)	0
Carry forward orthodontic activity (UOA)	0
Baseline contract value	£262,125.89

ACCESS*

Patients seen in 24 months	Total	Change since previous quarter
Quarter ending March 2018	3,869	
Quarter ending June 2018	3,912	→
Quarter ending September 2018	3,949	→
Quarter ending December 2018	4,030	↑
Quarter ending March 2019	4,073	→
Variance since March 2018	5.3%	↑



ACTIVITY



Month	2018	2019
April	437	411
May	1,087	1,367
June	1,545	1,716
July	2,557	3,118
August	3,402	3,334
September	4,087	4,448
October	4,938	5,268
November	5,742	6,054
December	6,266	6,681
January	7,028	7,430
February	7,925	8,162
March	8,767	8,735
April	9,213	
May	9,245	
June	9,245	

QUALITY

	Quantity	Base Number	Contract	AT	Region	England
% of FP17s for the same patient ID Re-attending within 3 months - Children	57	1,211	4.7%	10.3%	11.9%	11.8%
% of FP17s for the same patient ID Re-attending within 3 months - Adults	487	3,635	13.4%	15.6%	16.9%	15.7%
% of FP17s for the same patient ID Re-attending between 3 & 9 months - Children	502	1,211	41.5%	49.3%	48.9%	58.9%
% of FP17s for the same patient ID Re-attending between 3 & 9 months - Adults	1,610	3,635	44.3%	38.6%	38.9%	50.8%
% of FP17s for Band 1 Urgent Courses	83	4,595	1.8%	10.3%	10.7%	9.1%
% of FP17s Relating to Free Repair or Replacements	52	4,595	1.1%	0.6%	0.5%	0.8%
% of FP17s Relating to Continuations	206	4,595	4.5%	0.9%	0.7%	0.9%
% of Patients satisfied with the dentistry they have received	2	2	N/A	90.5%	89.1%	92.5%
% of Patients satisfied with the time they had to wait for an appointment	2	2	N/A	86.3%	83.1%	87.0%

* This is based on patients treated on this contract for their most recent course of treatment. Figures in italics indicate the base number of FP17s or Patient Questionnaire responses are less than 100. N/A is shown where the base number of responses is less than 10 during the period. % is calculated as Quantity/Base number*100

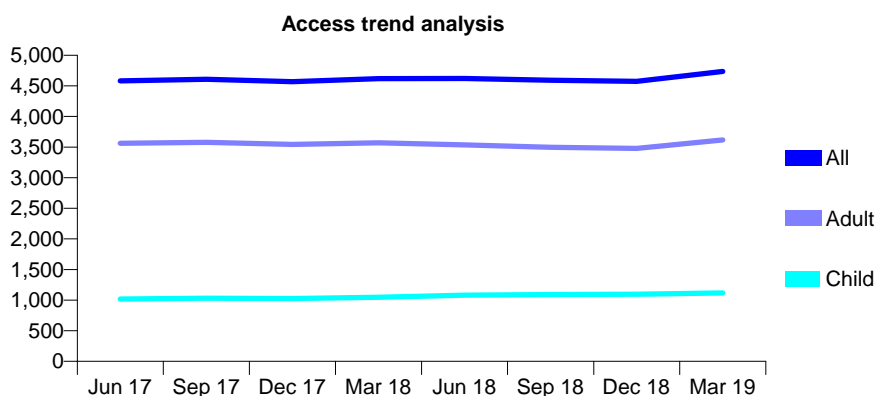
Q63 - Vital Signs At a Glance Contract Report for 919101/0003 - March 2019

Name or company name	MR S MIRFENDERESKI
Contract type name	GDS Contract
Purpose of contract	General
Contract start date	08/04/2009
Contract end date	

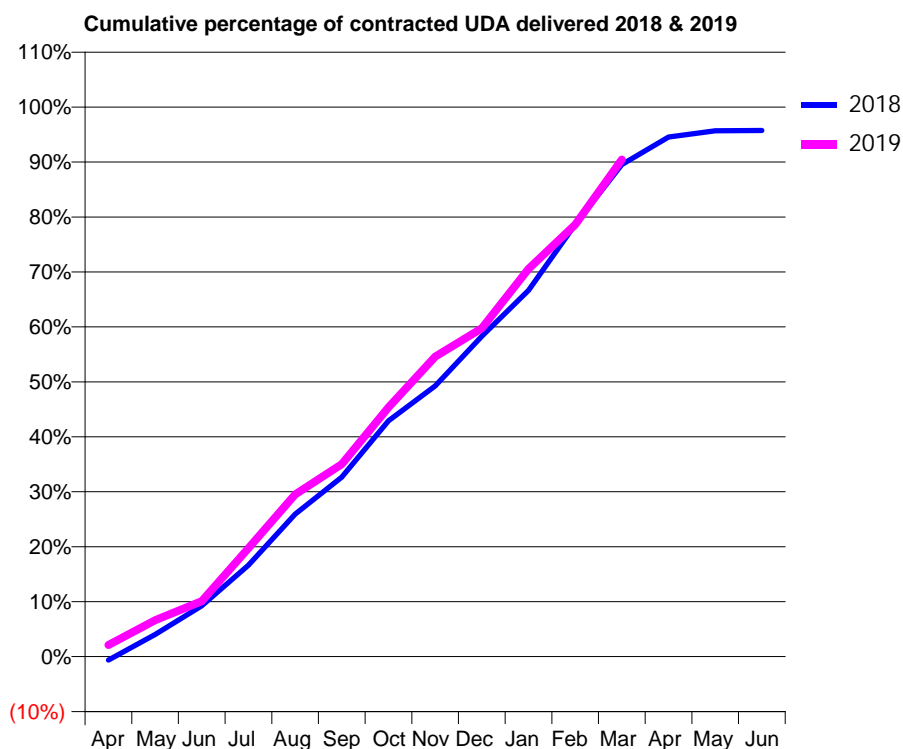
18/19 Contracted general activity (UDA)	13,200
Carry forward general activity (UDA)	0
18/19 Contracted orthodontic activity (UOA)	0
Carry forward orthodontic activity (UOA)	0
Baseline contract value	£334,274.89

ACCESS*

Patients seen in 24 months	Total	Change since previous quarter
Quarter ending March 2018	4,617	
Quarter ending June 2018	4,619	→
Quarter ending September 2018	4,591	→
Quarter ending December 2018	4,575	→
Quarter ending March 2019	4,735	↑
Variance since March 2018	2.6%	↑



ACTIVITY



Month	Adjusted Scheduled Activity (UDA)	
	2018	2019
April	-86	281
May	534	877
June	1,222	1,335
July	2,200	2,605
August	3,423	3,897
September	4,314	4,625
October	5,666	5,987
November	6,502	7,207
December	7,697	7,885
January	8,798	9,313
February	10,381	10,376
March	11,817	11,938
April	12,478	
May	12,629	
June	12,639	

QUALITY

	Quantity	Base Number	Contract	AT	Region	England
% of FP17s for the same patient ID Re-attending within 3 months - Children	52	1,229	4.2%	10.3%	11.9%	11.8%
% of FP17s for the same patient ID Re-attending within 3 months - Adults	110	2,925	3.8%	15.6%	16.9%	15.7%
% of FP17s for the same patient ID Re-attending between 3 & 9 months - Children	548	1,229	44.6%	49.3%	48.9%	58.9%
% of FP17s for the same patient ID Re-attending between 3 & 9 months - Adults	885	2,925	30.3%	38.6%	38.9%	50.8%
% of FP17s for Band 1 Urgent Courses	126	3,916	3.2%	10.3%	10.7%	9.1%
% of FP17s Relating to Free Repair or Replacements	8	3,916	0.2%	0.6%	0.5%	0.8%
% of FP17s Relating to Continuations	2	3,916	0.1%	0.9%	0.7%	0.9%
% of Patients satisfied with the dentistry they have received	0	0	N/A	90.5%	89.1%	92.5%
% of Patients satisfied with the time they had to wait for an appointment	0	0	N/A	86.3%	83.1%	87.0%

* This is based on patients treated on this contract for their most recent course of treatment. Figures in italics indicate the base number of FP17s or Patient Questionnaire responses are less than 100. N/A is shown where the base number of responses is less than 10 during the period. % is calculated as Quantity/Base number*100

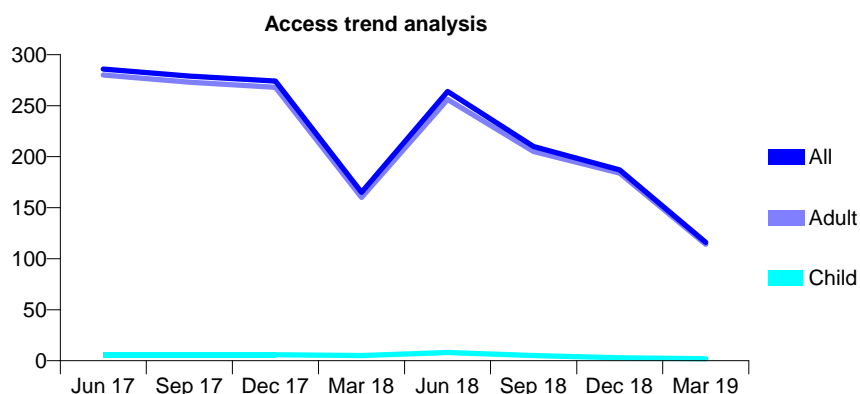
Q63 - Vital Signs At a Glance Contract Report for 919101/0004 - March 2019

Name or company name	MR S MIRFENDERESKI
Contract type name	PDS Contract
Purpose of contract	General
Contract start date	01/09/2010
Contract end date	31/07/2018

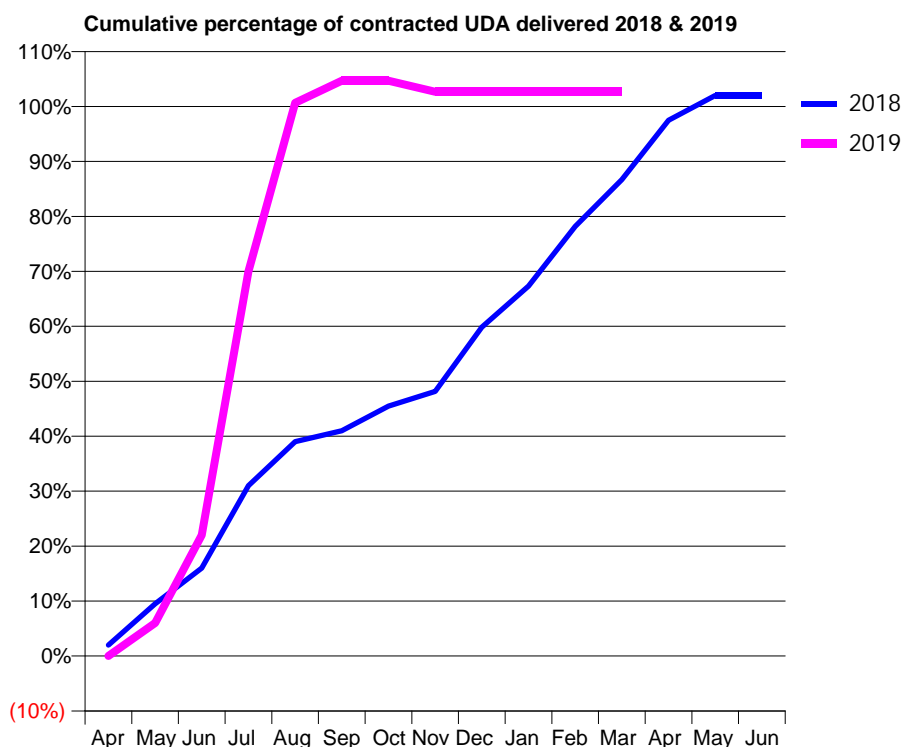
18/19 Contracted general activity (UDA)	150
Carry forward general activity (UDA)	0
18/19 Contracted orthodontic activity (UOA)	0
Carry forward orthodontic activity (UOA)	0
Baseline contract value	£7,515.17

ACCESS*

Patients seen in 24 months	Total	Change since previous quarter
Quarter ending March 2018	165	
Quarter ending June 2018	264	↑
Quarter ending September 2018	210	↓
Quarter ending December 2018	187	↓
Quarter ending March 2019	116	↓
Variance since March 2018	(29.7%)	↓



ACTIVITY



Month	Adjusted Scheduled Activity (UDA)	
	2018	2019
April	12	0
May	57	9
June	96	33
July	186	105
August	234	151
September	246	157
October	273	157
November	289	154
December	359	154
January	404	154
February	469	154
March	520	154
April	585	
May	612	
June	612	

QUALITY

	Quantity	Base Number	Contract	AT	Region	England
% of FP17s for the same patient ID Re-attending within 3 months - Children	0	2	0.0%	10.3%	11.9%	11.8%
% of FP17s for the same patient ID Re-attending within 3 months - Adults	1	83	1.2%	15.6%	16.9%	15.7%
% of FP17s for the same patient ID Re-attending between 3 & 9 months - Children	0	2	0.0%	49.3%	48.9%	58.9%
% of FP17s for the same patient ID Re-attending between 3 & 9 months - Adults	0	83	0.0%	38.6%	38.9%	50.8%
% of FP17s for Band 1 Urgent Courses	0	52	0.0%	10.3%	10.7%	9.1%
% of FP17s Relating to Free Repair or Replacements	0	52	0.0%	0.6%	0.5%	0.8%
% of FP17s Relating to Continuations	0	52	0.0%	0.9%	0.7%	0.9%
% of Patients satisfied with the dentistry they have received	0	0	N/A	90.5%	89.1%	92.5%
% of Patients satisfied with the time they had to wait for an appointment	0	0	N/A	86.3%	83.1%	87.0%

* This is based on patients treated on this contract for their most recent course of treatment. Figures in italics indicate the base number of FP17s or Patient Questionnaire responses are less than 100. N/A is shown where the base number of responses is less than 10 during the period. % is calculated as Quantity/Base number*100

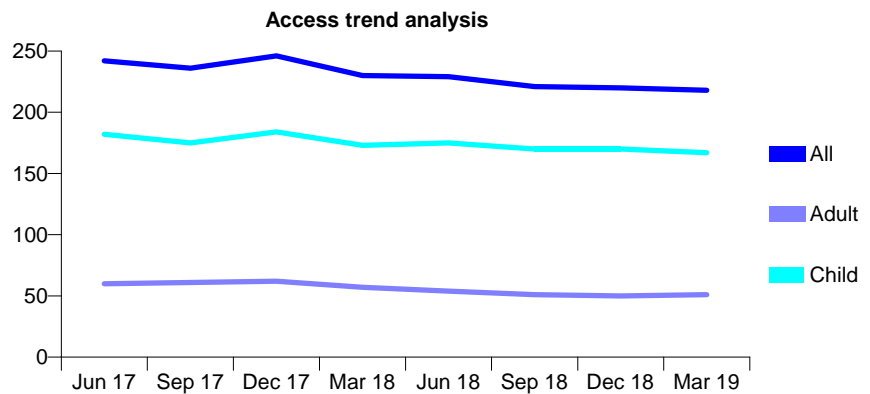
Q63 - Vital Signs At a Glance Contract Report for 920126/0001 - March 2019

Name or company name	MR MA SULIEMAN
Contract type name	GDS Contract
Purpose of contract	General
Contract start date	01/04/2006
Contract end date	

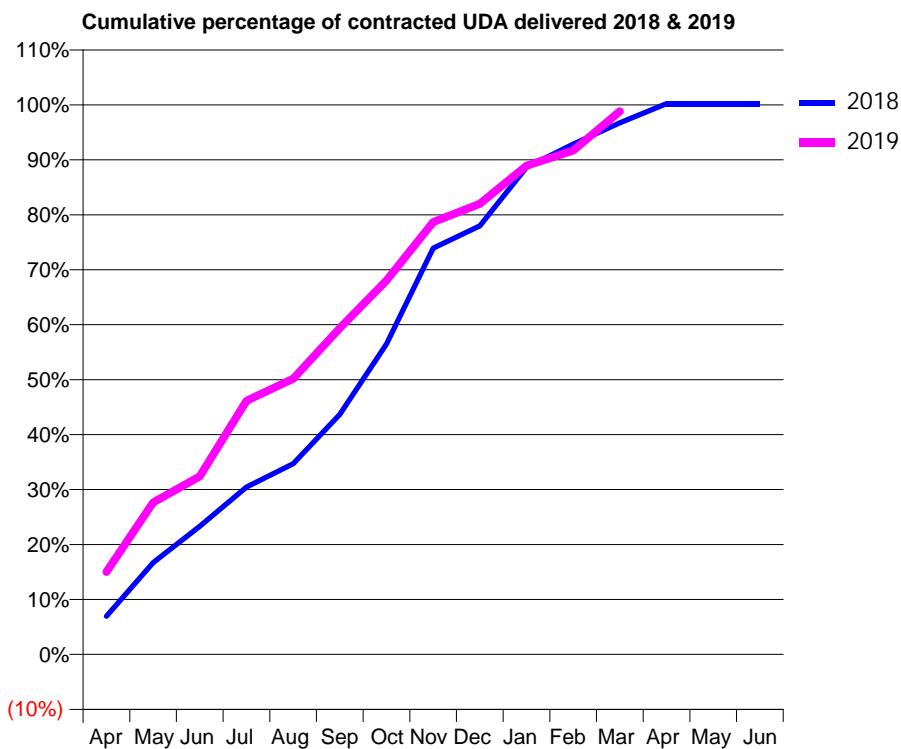
18/19 Contracted general activity (UDA)	546
Carry forward general activity (UDA)	-1
18/19 Contracted orthodontic activity (UOA)	0
Carry forward orthodontic activity (UOA)	0
Baseline contract value	£12,679.69

ACCESS*

Patients seen in 24 months	Total	Change since previous quarter
Quarter ending March 2018	230	
Quarter ending June 2018	229	→
Quarter ending September 2018	221	↓
Quarter ending December 2018	220	→
Quarter ending March 2019	218	→
Variance since March 2018	(5.2%)	↓



ACTIVITY



Month	Adjusted Scheduled Activity (UDA)	
	2018	2019
April	38	82
May	91	151
June	127	177
July	166	252
August	189	274
September	238	324
October	308	371
November	404	430
December	426	448
January	484	486
February	507	501
March	528	540
April	547	
May	547	
June	547	

QUALITY

	Quantity	Base Number	Contract	AT	Region	England
% of FP17s for the same patient ID Re-attending within 3 months - Children	6	278	2.2%	10.3%	11.9%	11.8%
% of FP17s for the same patient ID Re-attending within 3 months - Adults	4	53	7.5%	15.6%	16.9%	15.7%
% of FP17s for the same patient ID Re-attending between 3 & 9 months - Children	197	278	70.9%	49.3%	48.9%	58.9%
% of FP17s for the same patient ID Re-attending between 3 & 9 months - Adults	32	53	60.4%	38.6%	38.9%	50.8%
% of FP17s for Band 1 Urgent Courses	3	320	0.9%	10.3%	10.7%	9.1%
% of FP17s Relating to Free Repair or Replacements	0	320	0.0%	0.6%	0.5%	0.8%
% of FP17s Relating to Continuations	0	320	0.0%	0.9%	0.7%	0.9%
% of Patients satisfied with the dentistry they have received	0	0	N/A	90.5%	89.1%	92.5%
% of Patients satisfied with the time they had to wait for an appointment	0	0	N/A	86.3%	83.1%	87.0%

* This is based on patients treated on this contract for their most recent course of treatment. Figures in italics indicate the base number of FP17s or Patient Questionnaire responses are less than 100. N/A is shown where the base number of responses is less than 10 during the period. % is calculated as Quantity/Base number*100

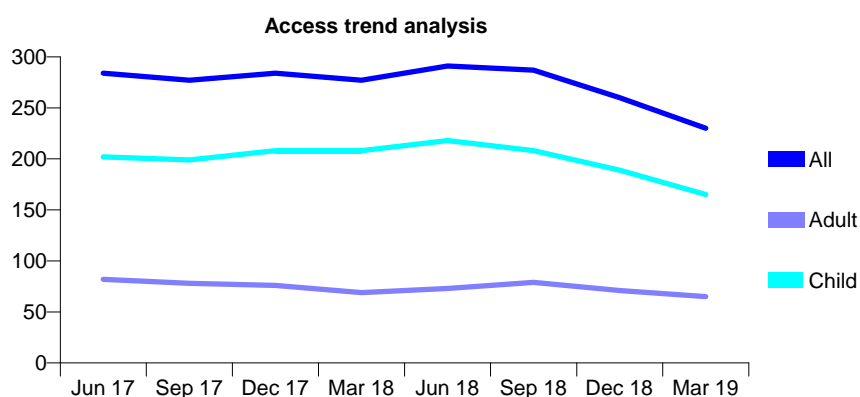
Q63 - Vital Signs At a Glance Contract Report for 920509/0001 - March 2019

Name or company name	MR KS SIHRA
Contract type name	GDS Contract
Purpose of contract	General
Contract start date	01/04/2006
Contract end date	20/09/2018

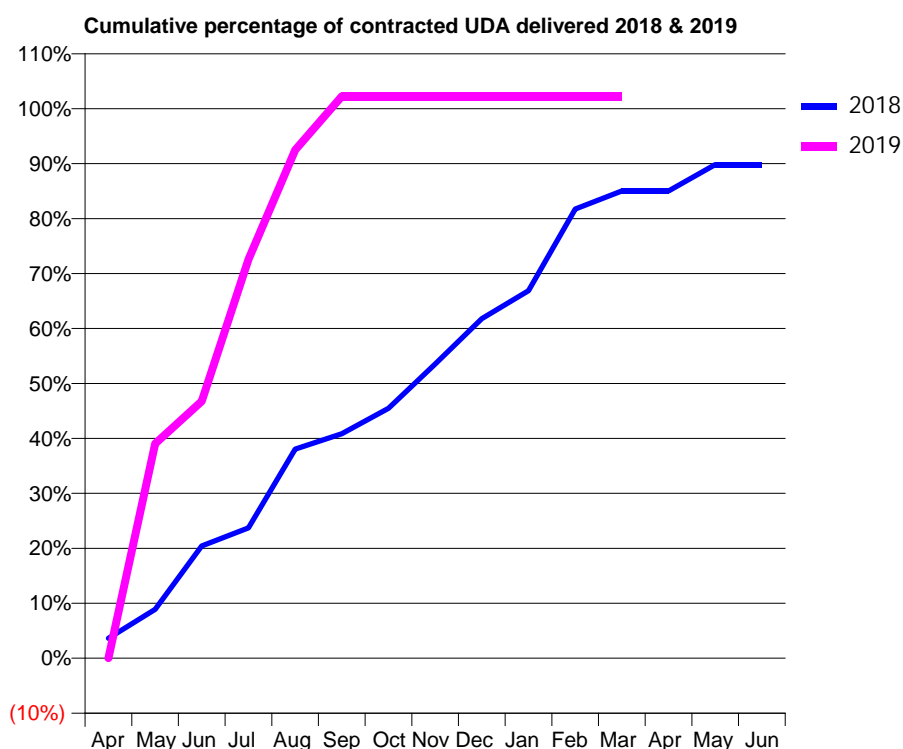
18/19 Contracted general activity (UDA)	287
Carry forward general activity (UDA)	0
18/19 Contracted orthodontic activity (UOA)	0
Carry forward orthodontic activity (UOA)	0
Baseline contract value	£7,266.14

ACCESS*

Patients seen in 24 months	Total	Change since previous quarter
Quarter ending March 2018	277	
Quarter ending June 2018	291	↑
Quarter ending September 2018	287	↓
Quarter ending December 2018	260	↓
Quarter ending March 2019	230	↓
Variance since March 2018	(17.0%)	↓



ACTIVITY



Month	Adjusted Scheduled Activity (UDA)	
	2018	2019
April	22	0
May	54	112
June	124	134
July	144	208
August	231	265
September	248	293
October	276	293
November	325	293
December	375	293
January	406	293
February	496	293
March	516	293
April	516	
May	545	
June	545	

QUALITY

	Quantity	Base Number	Contract	AT	Region	England
% of FP17s for the same patient ID Re-attending within 3 months - Children	6	157	3.8%	10.3%	11.9%	11.8%
% of FP17s for the same patient ID Re-attending within 3 months - Adults	11	50	22.0%	15.6%	16.9%	15.7%
% of FP17s for the same patient ID Re-attending between 3 & 9 months - Children	95	157	60.5%	49.3%	48.9%	58.9%
% of FP17s for the same patient ID Re-attending between 3 & 9 months - Adults	14	50	28.0%	38.6%	38.9%	50.8%
% of FP17s for Band 1 Urgent Courses	2	193	1.0%	10.3%	10.7%	9.1%
% of FP17s Relating to Free Repair or Replacements	0	193	0.0%	0.6%	0.5%	0.8%
% of FP17s Relating to Continuations	0	193	0.0%	0.9%	0.7%	0.9%
% of Patients satisfied with the dentistry they have received	0	0	N/A	90.5%	89.1%	92.5%
% of Patients satisfied with the time they had to wait for an appointment	0	0	N/A	86.3%	83.1%	87.0%

* This is based on patients treated on this contract for their most recent course of treatment.

Figures in italics indicate the base number of FP17s or Patient Questionnaire responses are less than 100. N/A is shown where the base number of responses is less than 10 during the period. % is calculated as Quantity/Base number*100

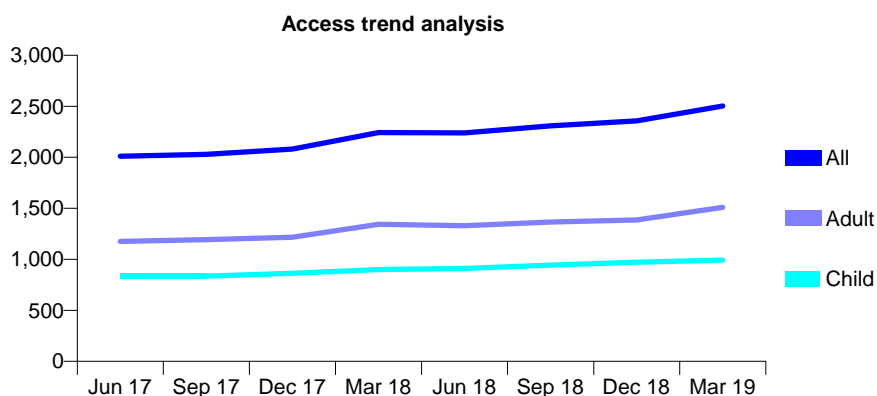
Q63 - Vital Signs At a Glance Contract Report for 921742/0001 - March 2019

Name or company name	MR AA OJETUNDE
Contract type name	GDS Contract
Purpose of contract	General
Contract start date	01/04/2006
Contract end date	

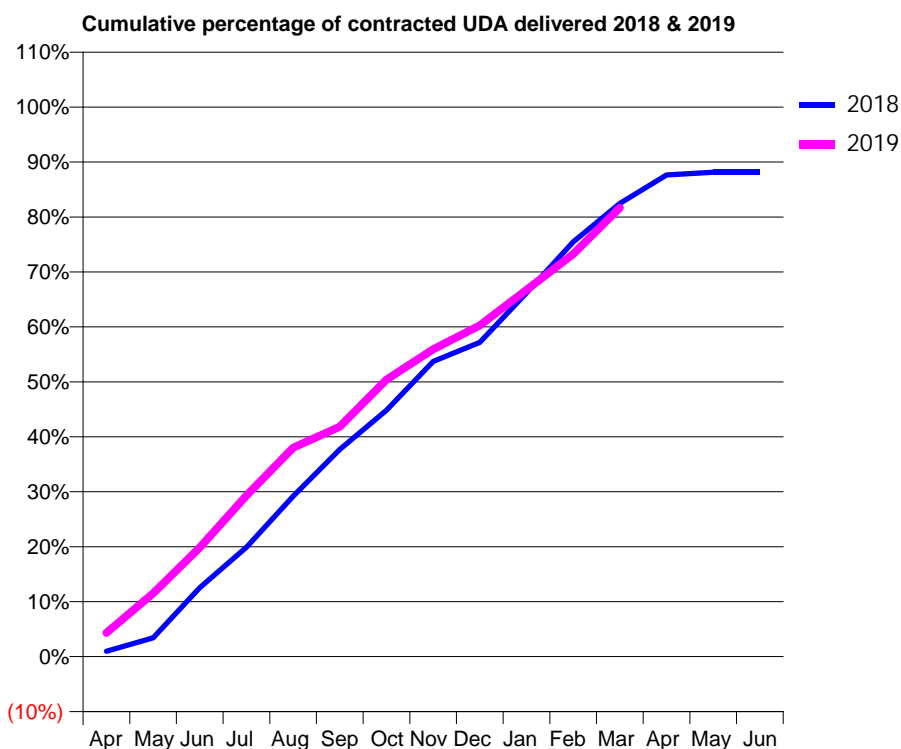
18/19 Contracted general activity (UDA)	11,195
Carry forward general activity (UDA)	0
18/19 Contracted orthodontic activity (UOA)	0
Carry forward orthodontic activity (UOA)	0
Baseline contract value	£304,138.17

ACCESS*

Patients seen in 24 months	Total	Change since previous quarter
Quarter ending March 2018	2,243	
Quarter ending June 2018	2,240	→
Quarter ending September 2018	2,308	↑
Quarter ending December 2018	2,358	↑
Quarter ending March 2019	2,502	↑
Variance since March 2018	11.5%	↑



ACTIVITY



Month	Adjusted Scheduled Activity (UDA)	
	2018	2019
April	111	486
May	385	1,290
June	1,403	2,221
July	2,229	3,279
August	3,269	4,256
September	4,220	4,682
October	5,019	5,640
November	6,013	6,260
December	6,401	6,747
January	7,409	7,469
February	8,450	8,199
March	9,229	9,144
April	9,811	
May	9,867	
June	9,867	

QUALITY

	Quantity	Base Number	Contract	AT	Region	England
% of FP17s for the same patient ID Re-attending within 3 months - Children	83	1,211	6.9%	10.3%	11.9%	11.8%
% of FP17s for the same patient ID Re-attending within 3 months - Adults	192	1,506	12.7%	15.6%	16.9%	15.7%
% of FP17s for the same patient ID Re-attending between 3 & 9 months - Children	576	1,211	47.6%	49.3%	48.9%	58.9%
% of FP17s for the same patient ID Re-attending between 3 & 9 months - Adults	504	1,506	33.5%	38.6%	38.9%	50.8%
% of FP17s for Band 1 Urgent Courses	235	2,575	9.1%	10.3%	10.7%	9.1%
% of FP17s Relating to Free Repair or Replacements	5	2,575	0.2%	0.6%	0.5%	0.8%
% of FP17s Relating to Continuations	32	2,575	1.2%	0.9%	0.7%	0.9%
% of Patients satisfied with the dentistry they have received	0	0	N/A	90.5%	89.1%	92.5%
% of Patients satisfied with the time they had to wait for an appointment	0	0	N/A	86.3%	83.1%	87.0%

* This is based on patients treated on this contract for their most recent course of treatment. Figures in italics indicate the base number of FP17s or Patient Questionnaire responses are less than 100. N/A is shown where the base number of responses is less than 10 during the period. % is calculated as Quantity/Base number*100

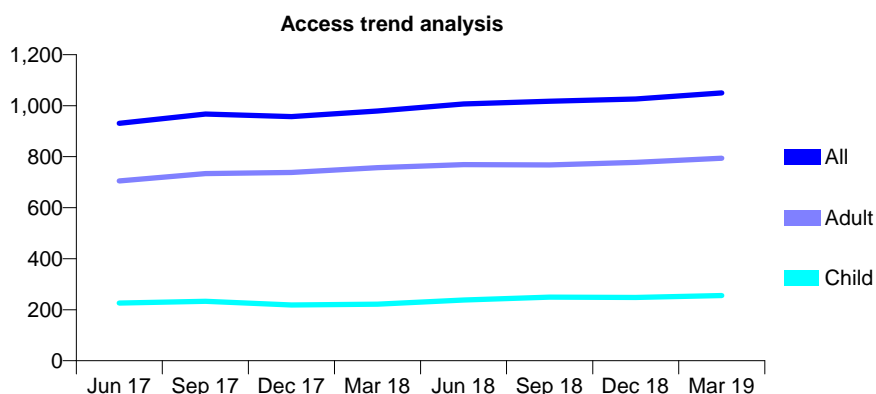
Q63 - Vital Signs At a Glance Contract Report for 921742/0003 - March 2019

Name or company name	MR AA OJETUNDE
Contract type name	GDS Contract
Purpose of contract	General
Contract start date	01/04/2006
Contract end date	

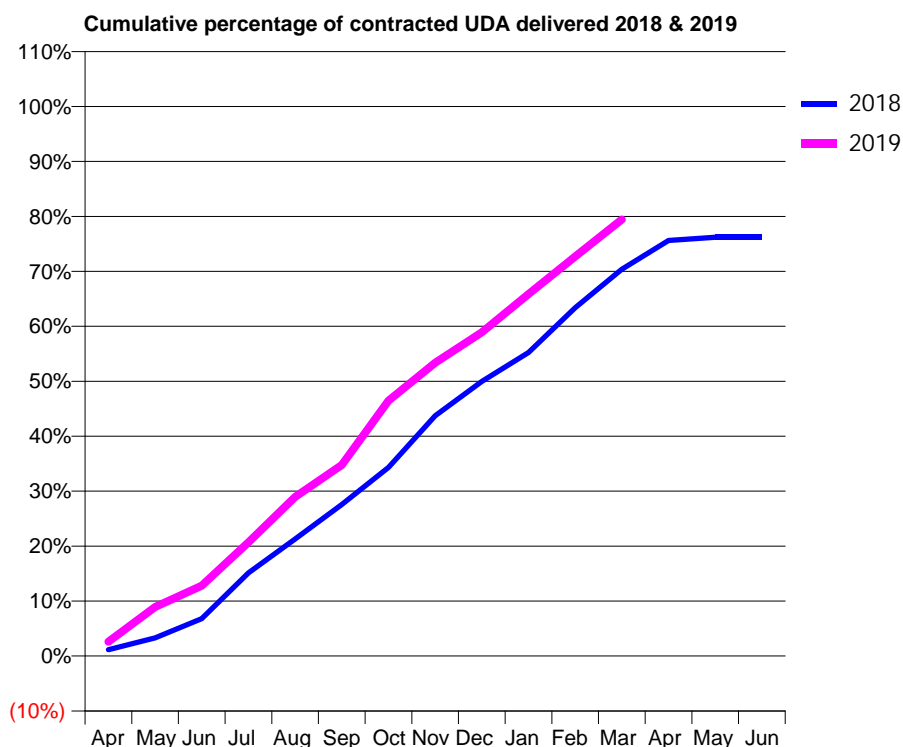
18/19 Contracted general activity (UDA)	4,795
Carry forward general activity (UDA)	0
18/19 Contracted orthodontic activity (UOA)	0
Carry forward orthodontic activity (UOA)	0
Baseline contract value	£140,283.51

ACCESS*

Patients seen in 24 months	Total	Change since previous quarter
Quarter ending March 2018	979	
Quarter ending June 2018	1,007	↑
Quarter ending September 2018	1,017	→
Quarter ending December 2018	1,026	→
Quarter ending March 2019	1,050	↑
Variance since March 2018	7.3%	↑



ACTIVITY



Month	Adjusted Scheduled Activity (UDA)	
	2018	2019
April	55	125
May	159	429
June	326	614
July	726	992
August	1,022	1,388
September	1,322	1,667
October	1,646	2,227
November	2,097	2,559
December	2,395	2,824
January	2,648	3,157
February	3,040	3,486
March	3,374	3,809
April	3,626	
May	3,653	
June	3,653	

QUALITY

	Quantity	Base Number	Contract	AT	Region	England
% of FP17s for the same patient ID Re-attending within 3 months - Children	33	337	9.8%	10.3%	11.9%	11.8%
% of FP17s for the same patient ID Re-attending within 3 months - Adults	147	884	16.6%	15.6%	16.9%	15.7%
% of FP17s for the same patient ID Re-attending between 3 & 9 months - Children	148	337	43.9%	49.3%	48.9%	58.9%
% of FP17s for the same patient ID Re-attending between 3 & 9 months - Adults	314	884	35.5%	38.6%	38.9%	50.8%
% of FP17s for Band 1 Urgent Courses	105	1,150	9.1%	10.3%	10.7%	9.1%
% of FP17s Relating to Free Repair or Replacements	6	1,150	0.5%	0.6%	0.5%	0.8%
% of FP17s Relating to Continuations	13	1,150	1.1%	0.9%	0.7%	0.9%
% of Patients satisfied with the dentistry they have received	0	0	N/A	90.5%	89.1%	92.5%
% of Patients satisfied with the time they had to wait for an appointment	0	0	N/A	86.3%	83.1%	87.0%

* This is based on patients treated on this contract for their most recent course of treatment. Figures in italics indicate the base number of FP17s or Patient Questionnaire responses are less than 100. N/A is shown where the base number of responses is less than 10 during the period. % is calculated as Quantity/Base number*100

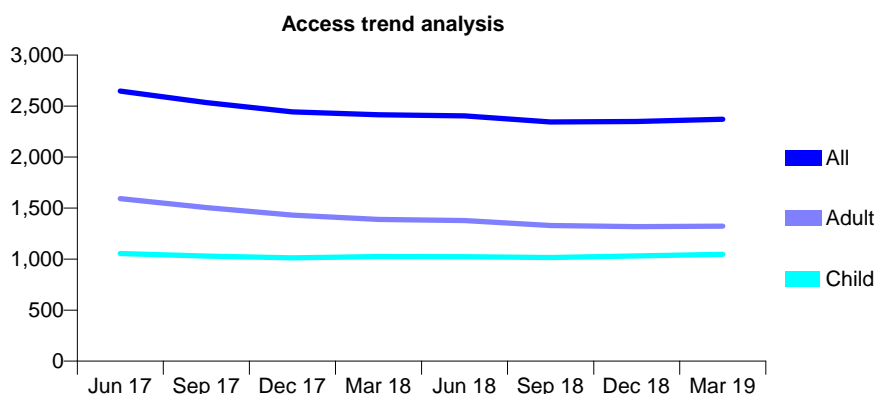
Q63 - Vital Signs At a Glance Contract Report for 929654/0001 - March 2019

Name or company name	MR MR CHOUDHURY
Contract type name	GDS Contract
Purpose of contract	General
Contract start date	01/04/2006
Contract end date	

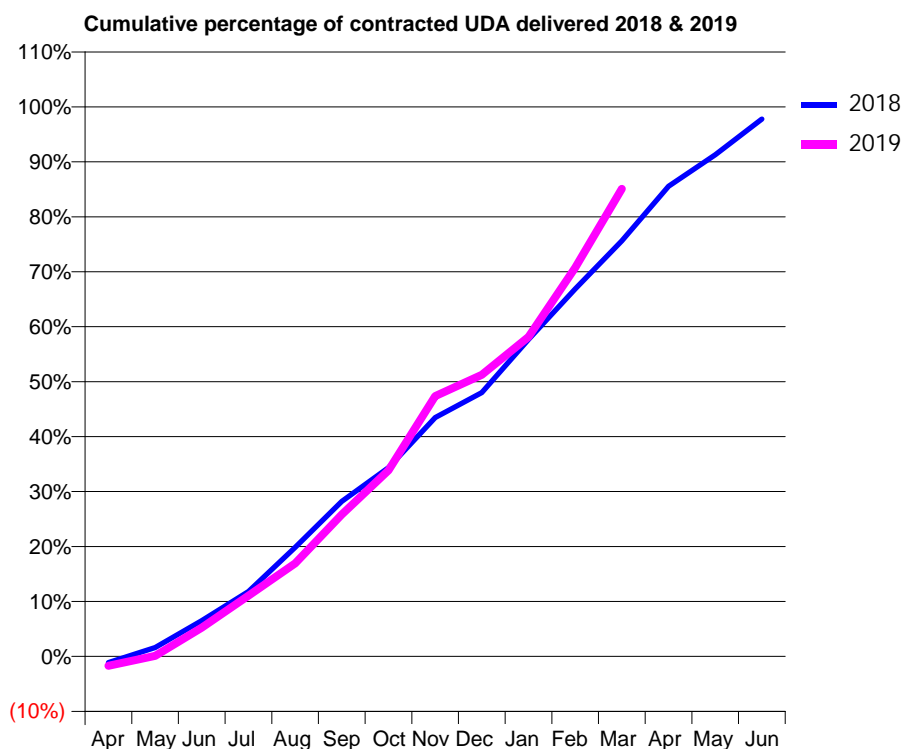
18/19 Contracted general activity (UDA)	6,740
Carry forward general activity (UDA)	150
18/19 Contracted orthodontic activity (UOA)	0
Carry forward orthodontic activity (UOA)	0
Baseline contract value	£201,718.48

ACCESS*

Patients seen in 24 months	Total	Change since previous quarter
Quarter ending March 2018	2,415	
Quarter ending June 2018	2,403	→
Quarter ending September 2018	2,345	↓
Quarter ending December 2018	2,350	→
Quarter ending March 2019	2,371	→
Variance since March 2018	(1.8%)	↓



ACTIVITY



Month	Adjusted Scheduled Activity (UDA)	
	2018	2019
April	-77	-116
May	108	8
June	439	353
July	795	746
August	1,339	1,141
September	1,902	1,739
October	2,316	2,283
November	2,931	3,193
December	3,236	3,453
January	3,887	3,919
February	4,506	4,769
March	5,098	5,735
April	5,766	
May	6,152	
June	6,590	

QUALITY

	Quantity	Base Number	Contract	AT	Region	England
% of FP17s for the same patient ID Re-attending within 3 months - Children	107	1,401	7.6%	10.3%	11.9%	11.8%
% of FP17s for the same patient ID Re-attending within 3 months - Adults	255	1,680	15.2%	15.6%	16.9%	15.7%
% of FP17s for the same patient ID Re-attending between 3 & 9 months - Children	656	1,401	46.8%	49.3%	48.9%	58.9%
% of FP17s for the same patient ID Re-attending between 3 & 9 months - Adults	693	1,680	41.3%	38.6%	38.9%	50.8%
% of FP17s for Band 1 Urgent Courses	453	2,614	17.3%	10.3%	10.7%	9.1%
% of FP17s Relating to Free Repair or Replacements	36	2,614	1.4%	0.6%	0.5%	0.8%
% of FP17s Relating to Continuations	1	2,614	0.0%	0.9%	0.7%	0.9%
% of Patients satisfied with the dentistry they have received	9	10	90.0%	90.5%	89.1%	92.5%
% of Patients satisfied with the time they had to wait for an appointment	9	10	90.0%	86.3%	83.1%	87.0%

* This is based on patients treated on this contract for their most recent course of treatment. Figures in italics indicate the base number of FP17s or Patient Questionnaire responses are less than 100. N/A is shown where the base number of responses is less than 10 during the period. % is calculated as Quantity/Base number*100

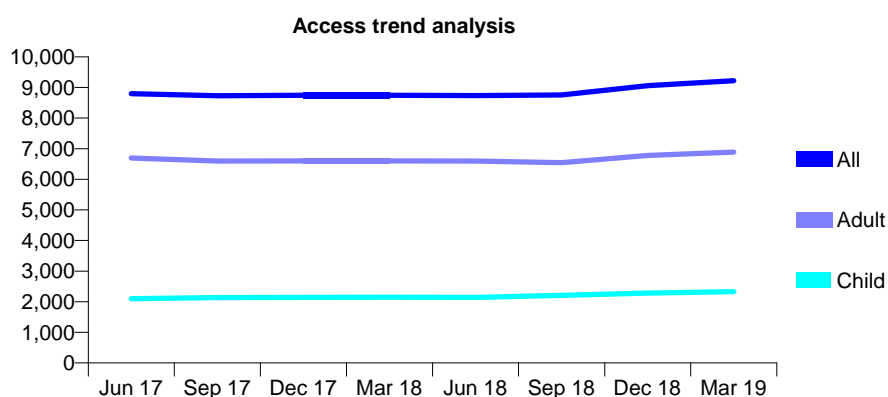
Q63 - Vital Signs At a Glance Contract Report for 931403/0001 - March 2019

Name or company name	MR AK PATEL
Contract type name	GDS Contract
Purpose of contract	General
Contract start date	01/04/2006
Contract end date	

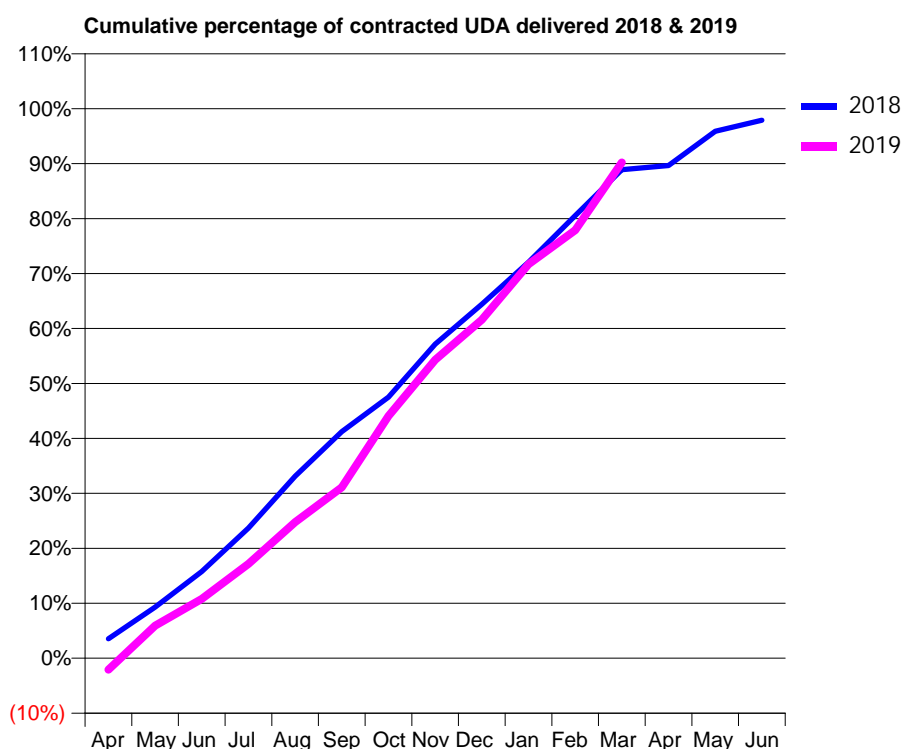
18/19 Contracted general activity (UDA)	21,449
Carry forward general activity (UDA)	452
18/19 Contracted orthodontic activity (UOA)	0
Carry forward orthodontic activity (UOA)	0
Baseline contract value	£705,235.57

ACCESS*

Patients seen in 24 months	Total	Change since previous quarter
Quarter ending March 2018	8,743	
Quarter ending June 2018	8,735	→
Quarter ending September 2018	8,754	→
Quarter ending December 2018	9,057	↑
Quarter ending March 2019	9,221	→
Variance since March 2018	5.5%	↑



ACTIVITY



Month	2018	2019
April	758	-452
May	1,998	1,274
June	3,387	2,315
July	5,081	3,681
August	7,105	5,312
September	8,840	6,669
October	10,196	9,454
November	12,260	11,645
December	13,811	13,208
January	15,458	15,380
February	17,273	16,706
March	19,068	19,352
April	19,230	
May	20,568	
June	20,997	

QUALITY

	Quantity	Base Number	Contract	AT	Region	England
% of FP17s for the same patient ID Re-attending within 3 months - Children	219	2,810	7.8%	10.3%	11.9%	11.8%
% of FP17s for the same patient ID Re-attending within 3 months - Adults	1,029	7,200	14.3%	15.6%	16.9%	15.7%
% of FP17s for the same patient ID Re-attending between 3 & 9 months - Children	1,009	2,810	35.9%	49.3%	48.9%	58.9%
% of FP17s for the same patient ID Re-attending between 3 & 9 months - Adults	2,042	7,200	28.4%	38.6%	38.9%	50.8%
% of FP17s for Band 1 Urgent Courses	1,074	8,931	12.0%	10.3%	10.7%	9.1%
% of FP17s Relating to Free Repair or Replacements	100	8,931	1.1%	0.6%	0.5%	0.8%
% of FP17s Relating to Continuations	118	8,931	1.3%	0.9%	0.7%	0.9%
% of Patients satisfied with the dentistry they have received	0	0	N/A	90.5%	89.1%	92.5%
% of Patients satisfied with the time they had to wait for an appointment	0	0	N/A	86.3%	83.1%	87.0%

* This is based on patients treated on this contract for their most recent course of treatment.

Figures in italics indicate the base number of FP17s or Patient Questionnaire responses are less than 100. N/A is shown where the base number of responses is less than 10 during the period. % is calculated as Quantity/Base number*100

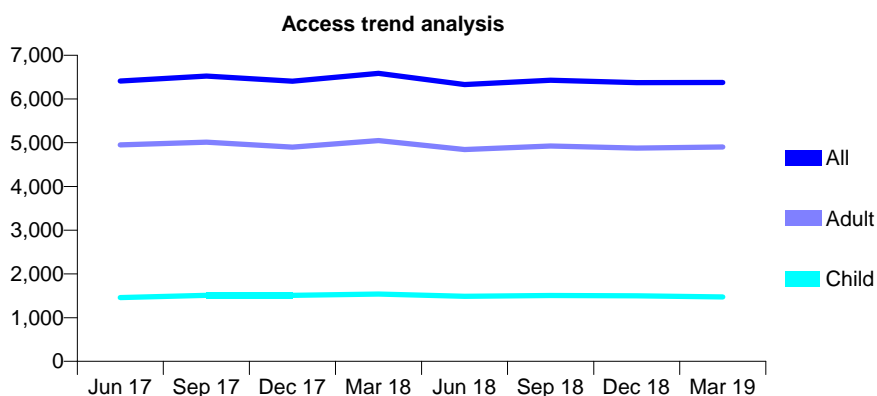
Q63 - Vital Signs At a Glance Contract Report for 932884/0001 - March 2019

Name or company name	MR HS BASSI
Contract type name	GDS Contract
Purpose of contract	General
Contract start date	01/04/2006
Contract end date	

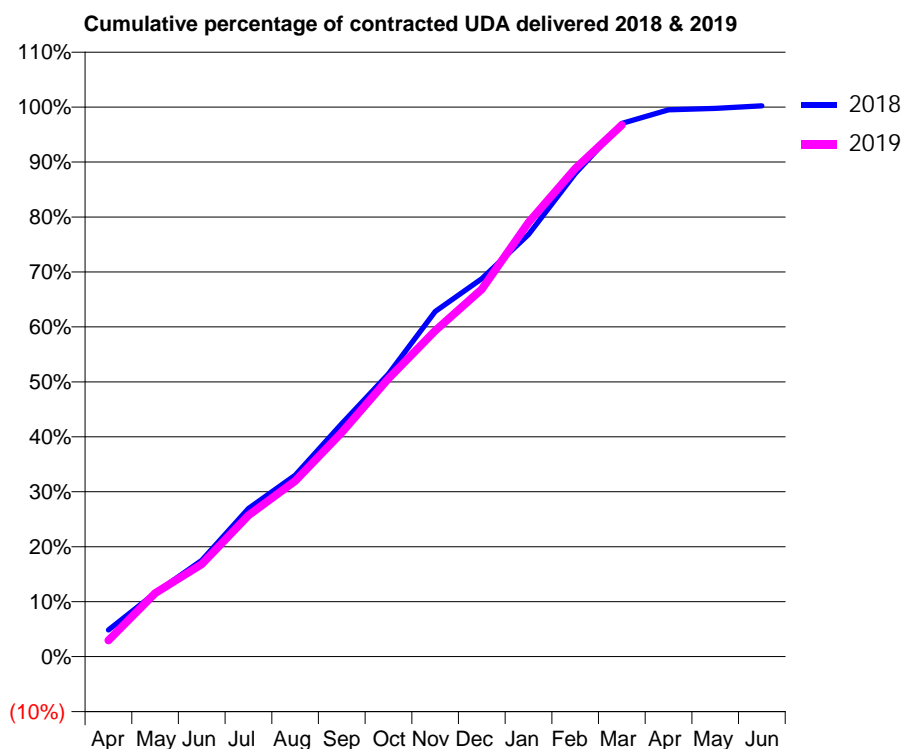
18/19 Contracted general activity (UDA)	16,913
Carry forward general activity (UDA)	-38
18/19 Contracted orthodontic activity (UOA)	0
Carry forward orthodontic activity (UOA)	0
Baseline contract value	£449,666.10

ACCESS*

Patients seen in 24 months	Total	Change since previous quarter
Quarter ending March 2018	6,586	
Quarter ending June 2018	6,331	↓
Quarter ending September 2018	6,428	→
Quarter ending December 2018	6,374	→
Quarter ending March 2019	6,379	→
Variance since March 2018	(3.1%)	↓



ACTIVITY



Month	Adjusted Scheduled Activity (UDA)	
	2018	2019
April	823	500
May	1,960	1,952
June	2,964	2,848
July	4,557	4,350
August	5,582	5,406
September	7,169	6,899
October	8,705	8,559
November	10,625	10,033
December	11,634	11,307
January	12,993	13,363
February	14,868	15,018
March	16,409	16,356
April	16,824	
May	16,873	
June	16,951	

QUALITY

	Quantity	Base Number	Contract	AT	Region	England
% of FP17s for the same patient ID Re-attending within 3 months - Children	42	1,759	2.4%	10.3%	11.9%	11.8%
% of FP17s for the same patient ID Re-attending within 3 months - Adults	547	6,123	8.9%	15.6%	16.9%	15.7%
% of FP17s for the same patient ID Re-attending between 3 & 9 months - Children	688	1,759	39.1%	49.3%	48.9%	58.9%
% of FP17s for the same patient ID Re-attending between 3 & 9 months - Adults	2,730	6,123	44.6%	38.6%	38.9%	50.8%
% of FP17s for Band 1 Urgent Courses	422	7,075	6.0%	10.3%	10.7%	9.1%
% of FP17s Relating to Free Repair or Replacements	70	7,075	1.0%	0.6%	0.5%	0.8%
% of FP17s Relating to Continuations	31	7,075	0.4%	0.9%	0.7%	0.9%
% of Patients satisfied with the dentistry they have received	1	2	N/A	90.5%	89.1%	92.5%
% of Patients satisfied with the time they had to wait for an appointment	2	2	N/A	86.3%	83.1%	87.0%

* This is based on patients treated on this contract for their most recent course of treatment. Figures in italics indicate the base number of FP17s or Patient Questionnaire responses are less than 100. N/A is shown where the base number of responses is less than 10 during the period. % is calculated as Quantity/Base number*100

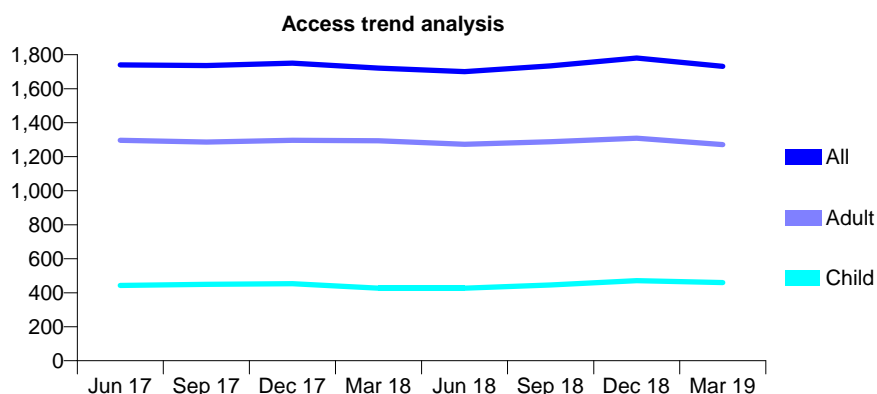
Q63 - Vital Signs At a Glance Contract Report for 933074/0001 - March 2019

Name or company name	MR M MAZAHERI
Contract type name	GDS Contract
Purpose of contract	General
Contract start date	01/04/2006
Contract end date	

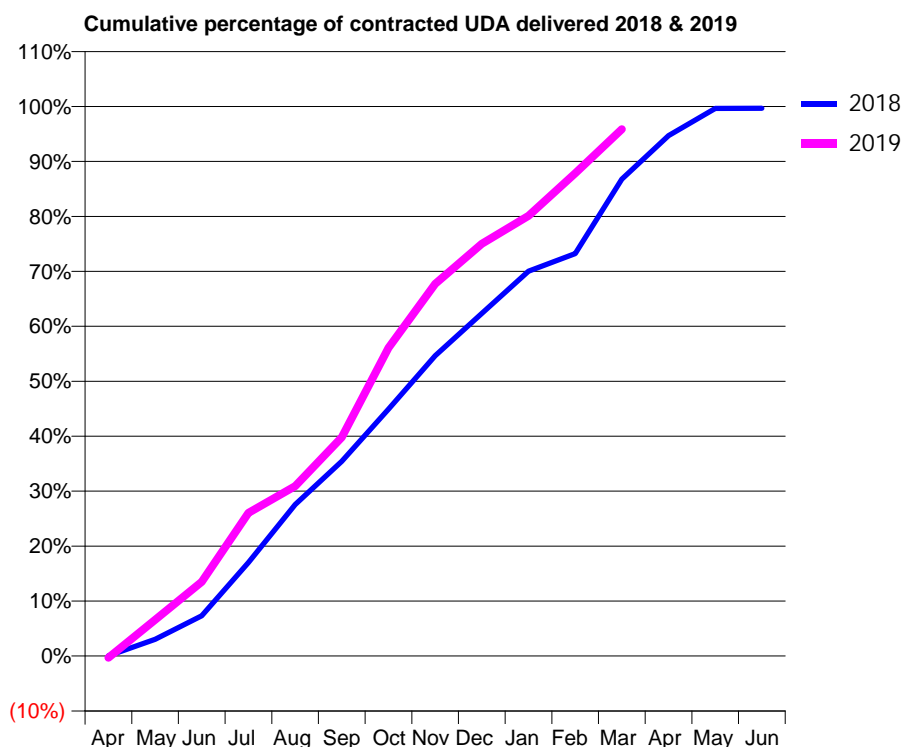
18/19 Contracted general activity (UDA)	10,543
Carry forward general activity (UDA)	35
18/19 Contracted orthodontic activity (UOA)	0
Carry forward orthodontic activity (UOA)	0
Baseline contract value	£342,771.70

ACCESS*

Patients seen in 24 months	Total	Change since previous quarter
Quarter ending March 2018	1,721	
Quarter ending June 2018	1,700	↓
Quarter ending September 2018	1,734	↑
Quarter ending December 2018	1,780	↑
Quarter ending March 2019	1,731	↓
Variance since March 2018	0.6%	→



ACTIVITY



Month	Adjusted Scheduled Activity (UDA)	
	2018	2019
April	5	-35
May	321	694
June	771	1,423
July	1,794	2,746
August	2,906	3,261
September	3,737	4,195
October	4,737	5,911
November	5,760	7,140
December	6,571	7,907
January	7,382	8,443
February	7,719	9,263
March	9,148	10,105
April	9,984	
May	10,507	
June	10,508	

QUALITY

	Quantity	Base Number	Contract	AT	Region	England
% of FP17s for the same patient ID Re-attending within 3 months - Children	53	567	9.3%	10.3%	11.9%	11.8%
% of FP17s for the same patient ID Re-attending within 3 months - Adults	171	1,323	12.9%	15.6%	16.9%	15.7%
% of FP17s for the same patient ID Re-attending between 3 & 9 months - Children	243	567	42.9%	49.3%	48.9%	58.9%
% of FP17s for the same patient ID Re-attending between 3 & 9 months - Adults	469	1,323	35.4%	38.6%	38.9%	50.8%
% of FP17s for Band 1 Urgent Courses	39	1,705	2.3%	10.3%	10.7%	9.1%
% of FP17s Relating to Free Repair or Replacements	6	1,705	0.4%	0.6%	0.5%	0.8%
% of FP17s Relating to Continuations	29	1,705	1.7%	0.9%	0.7%	0.9%
% of Patients satisfied with the dentistry they have received	0	0	N/A	90.5%	89.1%	92.5%
% of Patients satisfied with the time they had to wait for an appointment	0	0	N/A	86.3%	83.1%	87.0%

* This is based on patients treated on this contract for their most recent course of treatment. Figures in italics indicate the base number of FP17s or Patient Questionnaire responses are less than 100. N/A is shown where the base number of responses is less than 10 during the period. % is calculated as Quantity/Base number*100

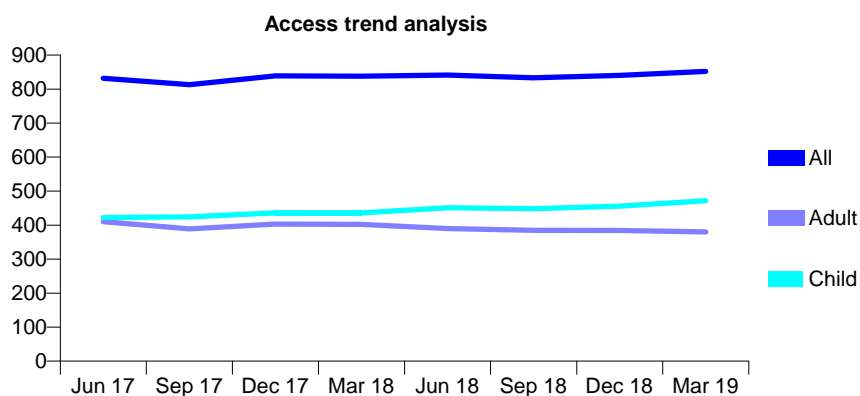
Q63 - Vital Signs At a Glance Contract Report for 933422/0001 - March 2019

Name or company name	MR A SOMASUNDARARAJAH
Contract type name	GDS Contract
Purpose of contract	General
Contract start date	01/04/2006
Contract end date	

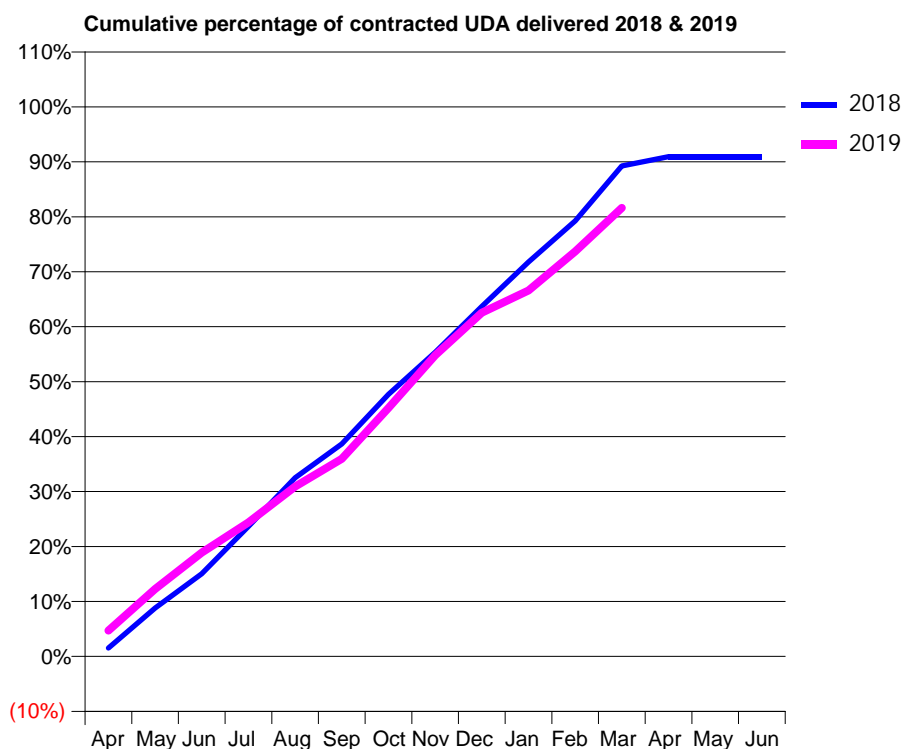
18/19 Contracted general activity (UDA)	3,377
Carry forward general activity (UDA)	0
18/19 Contracted orthodontic activity (UOA)	0
Carry forward orthodontic activity (UOA)	0
Baseline contract value	£99,752.71

ACCESS*

Patients seen in 24 months	Total	Change since previous quarter
Quarter ending March 2018	838	
Quarter ending June 2018	841	→
Quarter ending September 2018	833	→
Quarter ending December 2018	840	→
Quarter ending March 2019	852	→
Variance since March 2018	1.7%	→



ACTIVITY



Month	2018	2019
April	52	159
May	298	414
June	508	638
July	799	824
August	1,097	1,044
September	1,306	1,214
October	1,610	1,527
November	1,869	1,850
December	2,150	2,113
January	2,424	2,248
February	2,676	2,489
March	3,014	2,756
April	3,071	
May	3,071	
June	3,071	

QUALITY

	Quantity	Base Number	Contract	AT	Region	England
% of FP17s for the same patient ID Re-attending within 3 months - Children	44	617	7.1%	10.3%	11.9%	11.8%
% of FP17s for the same patient ID Re-attending within 3 months - Adults	69	396	17.4%	15.6%	16.9%	15.7%
% of FP17s for the same patient ID Re-attending between 3 & 9 months - Children	279	617	45.2%	49.3%	48.9%	58.9%
% of FP17s for the same patient ID Re-attending between 3 & 9 months - Adults	170	396	42.9%	38.6%	38.9%	50.8%
% of FP17s for Band 1 Urgent Courses	40	996	4.0%	10.3%	10.7%	9.1%
% of FP17s Relating to Free Repair or Replacements	0	996	0.0%	0.6%	0.5%	0.8%
% of FP17s Relating to Continuations	23	996	2.3%	0.9%	0.7%	0.9%
% of Patients satisfied with the dentistry they have received	0	0	N/A	90.5%	89.1%	92.5%
% of Patients satisfied with the time they had to wait for an appointment	0	0	N/A	86.3%	83.1%	87.0%

* This is based on patients treated on this contract for their most recent course of treatment. Figures in italics indicate the base number of FP17s or Patient Questionnaire responses are less than 100. N/A is shown where the base number of responses is less than 10 during the period. % is calculated as Quantity/Base number*100

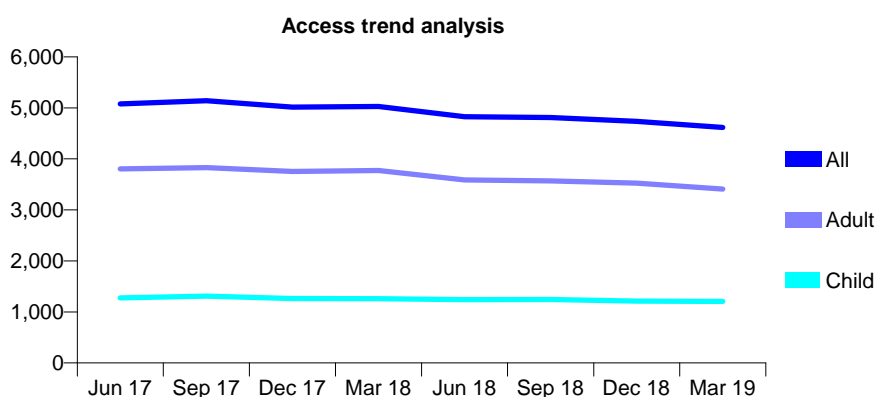
Q63 - Vital Signs At a Glance Contract Report for 936812/0001 - March 2019

Name or company name	MS M AZARI
Contract type name	GDS Contract
Purpose of contract	General
Contract start date	01/11/2014
Contract end date	

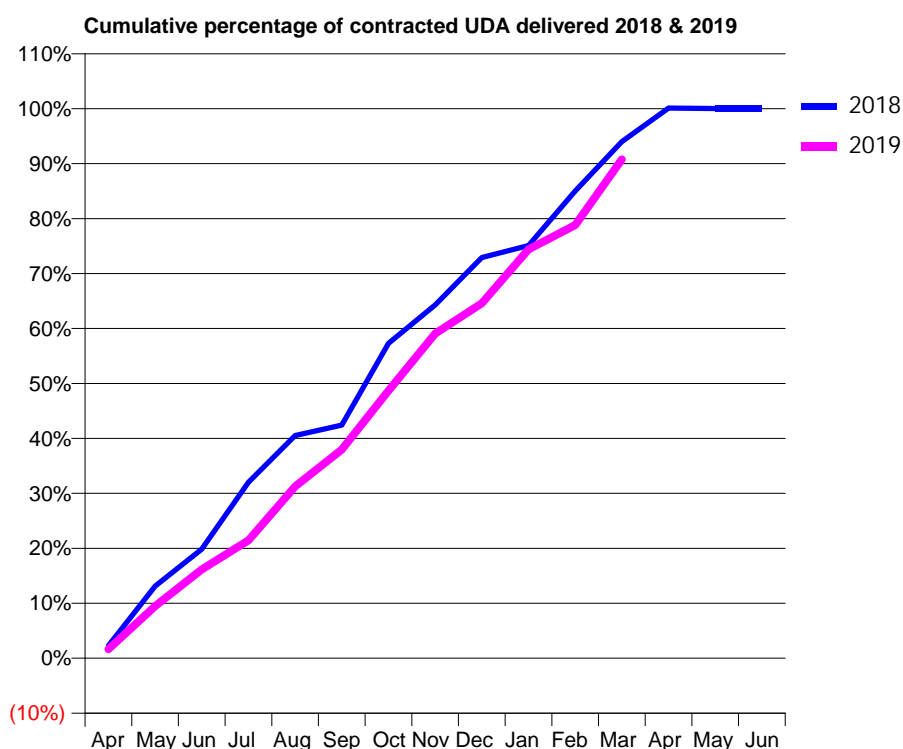
18/19 Contracted general activity (UDA)	17,648
Carry forward general activity (UDA)	-14
18/19 Contracted orthodontic activity (UOA)	0
Carry forward orthodontic activity (UOA)	0
Baseline contract value	£672,105.19

ACCESS*

Patients seen in 24 months	Total	Change since previous quarter
Quarter ending March 2018	5,029	
Quarter ending June 2018	4,828	↓
Quarter ending September 2018	4,811	→
Quarter ending December 2018	4,737	↓
Quarter ending March 2019	4,616	↓
Variance since March 2018	(8.2%)	↓



ACTIVITY



Month	Adjusted Scheduled Activity (UDA)	
	2018	2019
April	404	290
May	2,316	1,673
June	3,502	2,852
July	5,650	3,785
August	7,151	5,517
September	7,490	6,699
October	10,115	8,593
November	11,346	10,424
December	12,867	11,397
January	13,252	13,127
February	15,005	13,914
March	16,589	16,017
April	17,667	
May	17,651	
June	17,650	

QUALITY

	Quantity	Base Number	Contract	AT	Region	England
% of FP17s for the same patient ID Re-attending within 3 months - Children	84	1,384	6.1%	10.3%	11.9%	11.8%
% of FP17s for the same patient ID Re-attending within 3 months - Adults	478	3,572	13.4%	15.6%	16.9%	15.7%
% of FP17s for the same patient ID Re-attending between 3 & 9 months - Children	657	1,384	47.5%	49.3%	48.9%	58.9%
% of FP17s for the same patient ID Re-attending between 3 & 9 months - Adults	1,453	3,572	40.7%	38.6%	38.9%	50.8%
% of FP17s for Band 1 Urgent Courses	523	4,676	11.2%	10.3%	10.7%	9.1%
% of FP17s Relating to Free Repair or Replacements	14	4,676	0.3%	0.6%	0.5%	0.8%
% of FP17s Relating to Continuations	11	4,676	0.2%	0.9%	0.7%	0.9%
% of Patients satisfied with the dentistry they have received	0	0	N/A	90.5%	89.1%	92.5%
% of Patients satisfied with the time they had to wait for an appointment	0	0	N/A	86.3%	83.1%	87.0%

* This is based on patients treated on this contract for their most recent course of treatment.

Figures in italics indicate the base number of FP17s or Patient Questionnaire responses are less than 100. N/A is shown where the base number of responses is less than 10 during the period. % is calculated as Quantity/Base number*100

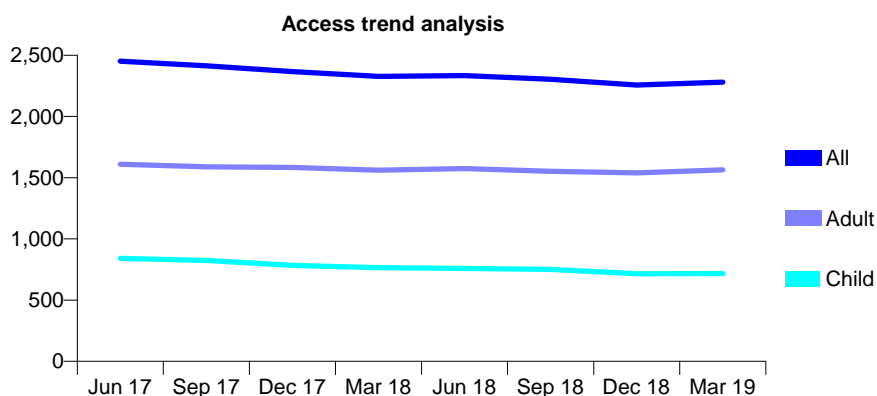
Q63 - Vital Signs At a Glance Contract Report for 941409/0002 - March 2019

Name or company name	MISS R ILATY
Contract type name	GDS Contract
Purpose of contract	General
Contract start date	30/06/2008
Contract end date	

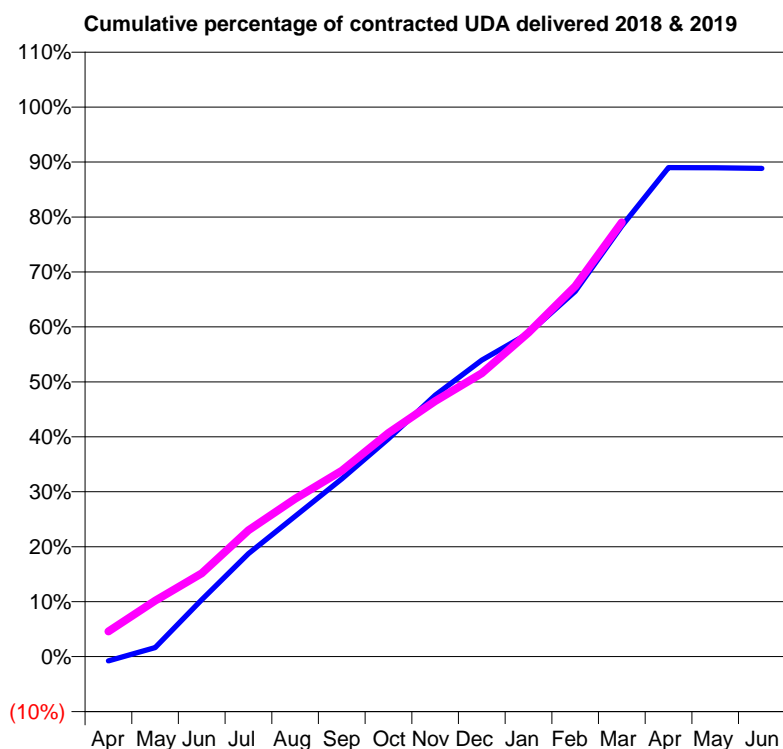
18/19 Contracted general activity (UDA)	8,400
Carry forward general activity (UDA)	0
18/19 Contracted orthodontic activity (UOA)	0
Carry forward orthodontic activity (UOA)	0
Baseline contract value	£196,591.17

ACCESS*

Patients seen in 24 months	Total	Change since previous quarter
Quarter ending March 2018	2,327	
Quarter ending June 2018	2,334	→
Quarter ending September 2018	2,304	↓
Quarter ending December 2018	2,256	↓
Quarter ending March 2019	2,281	→
Variance since March 2018	(2.0%)	↓



ACTIVITY



Month	Adjusted Scheduled Activity (UDA)	
	2018	2019
April	-67	387
May	138	854
June	870	1,272
July	1,576	1,931
August	2,147	2,415
September	2,716	2,843
October	3,329	3,419
November	3,997	3,904
December	4,533	4,330
January	4,942	4,953
February	5,584	5,661
March	6,581	6,639
April	7,474	
May	7,473	
June	7,461	

QUALITY

	Quantity	Base Number	Contract	AT	Region	England
% of FP17s for the same patient ID Re-attending within 3 months - Children	99	1,183	8.4%	10.3%	11.9%	11.8%
% of FP17s for the same patient ID Re-attending within 3 months - Adults	285	2,037	14.0%	15.6%	16.9%	15.7%
% of FP17s for the same patient ID Re-attending between 3 & 9 months - Children	730	1,183	61.7%	49.3%	48.9%	58.9%
% of FP17s for the same patient ID Re-attending between 3 & 9 months - Adults	1,029	2,037	50.5%	38.6%	38.9%	50.8%
% of FP17s for Band 1 Urgent Courses	178	2,960	6.0%	10.3%	10.7%	9.1%
% of FP17s Relating to Free Repair or Replacements	26	2,960	0.9%	0.6%	0.5%	0.8%
% of FP17s Relating to Continuations	1	2,960	0.0%	0.9%	0.7%	0.9%
% of Patients satisfied with the dentistry they have received	1	1	N/A	90.5%	89.1%	92.5%
% of Patients satisfied with the time they had to wait for an appointment	1	1	N/A	86.3%	83.1%	87.0%

* This is based on patients treated on this contract for their most recent course of treatment. Figures in italics indicate the base number of FP17s or Patient Questionnaire responses are less than 100. N/A is shown where the base number of responses is less than 10 during the period. % is calculated as Quantity/Base number*100

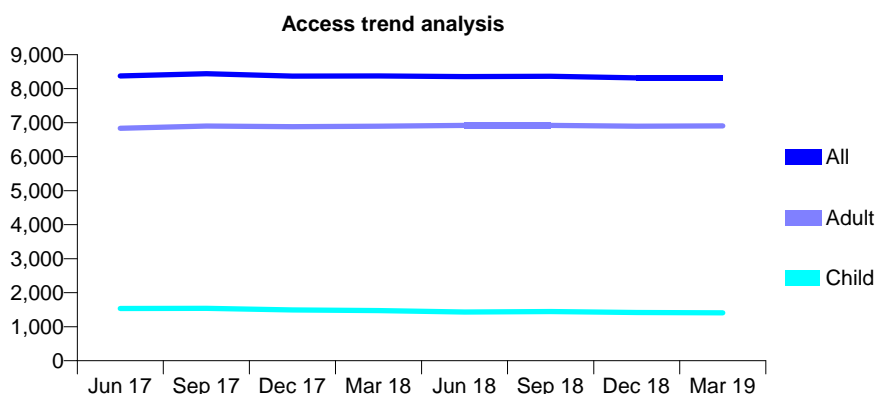
Q63 - Vital Signs At a Glance Contract Report for 943622/0001 - March 2019

Name or company name	MR H TORKZABAN
Contract type name	GDS Contract
Purpose of contract	General
Contract start date	01/04/2006
Contract end date	

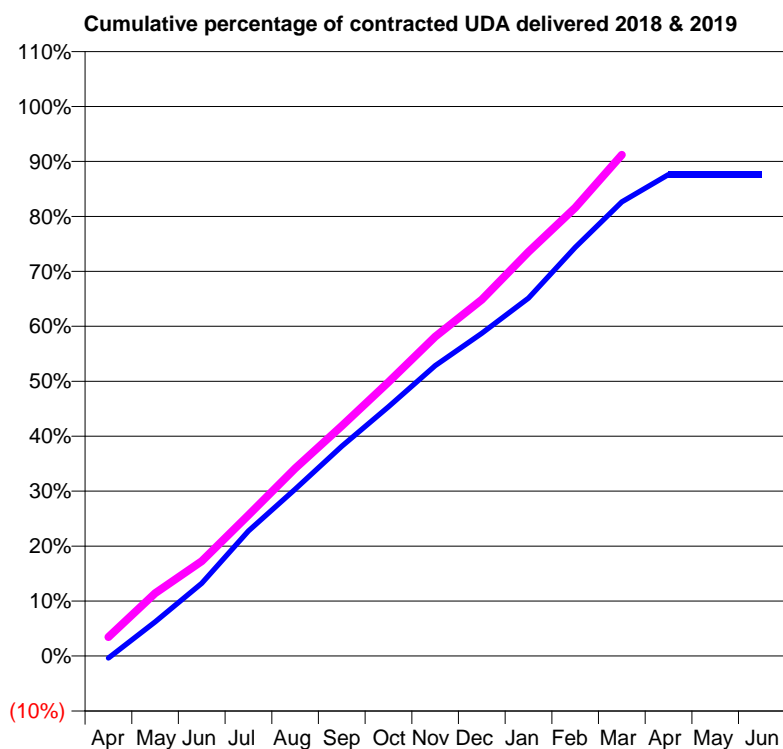
18/19 Contracted general activity (UDA)	29,538
Carry forward general activity (UDA)	0
18/19 Contracted orthodontic activity (UOA)	0
Carry forward orthodontic activity (UOA)	0
Baseline contract value	£920,807.45

ACCESS*

Patients seen in 24 months	Total	Change since previous quarter
Quarter ending March 2018	8,376	
Quarter ending June 2018	8,353	→
Quarter ending September 2018	8,367	→
Quarter ending December 2018	8,315	→
Quarter ending March 2019	8,318	→
Variance since March 2018	(0.7%)	→



ACTIVITY



Month	Adjusted Scheduled Activity (UDA)	
	2018	2019
April	-108	1,021
May	1,838	3,377
June	3,912	5,098
July	6,730	7,571
August	8,971	10,090
September	11,271	12,365
October	13,399	14,720
November	15,609	17,161
December	17,348	19,154
January	19,241	21,722
February	21,967	24,096
March	24,408	26,935
April	25,881	
May	25,881	
June	25,881	

QUALITY

	Quantity	Base Number	Contract	AT	Region	England
% of FP17s for the same patient ID Re-attending within 3 months - Children	98	1,617	6.1%	10.3%	11.9%	11.8%
% of FP17s for the same patient ID Re-attending within 3 months - Adults	592	6,253	9.5%	15.6%	16.9%	15.7%
% of FP17s for the same patient ID Re-attending between 3 & 9 months - Children	683	1,617	42.2%	49.3%	48.9%	58.9%
% of FP17s for the same patient ID Re-attending between 3 & 9 months - Adults	1,675	6,253	26.8%	38.6%	38.9%	50.8%
% of FP17s for Band 1 Urgent Courses	679	7,590	8.9%	10.3%	10.7%	9.1%
% of FP17s Relating to Free Repair or Replacements	30	7,590	0.4%	0.6%	0.5%	0.8%
% of FP17s Relating to Continuations	26	7,590	0.3%	0.9%	0.7%	0.9%
% of Patients satisfied with the dentistry they have received	2	2	N/A	90.5%	89.1%	92.5%
% of Patients satisfied with the time they had to wait for an appointment	2	2	N/A	86.3%	83.1%	87.0%

* This is based on patients treated on this contract for their most recent course of treatment. Figures in italics indicate the base number of FP17s or Patient Questionnaire responses are less than 100. N/A is shown where the base number of responses is less than 10 during the period. % is calculated as Quantity/Base number*100

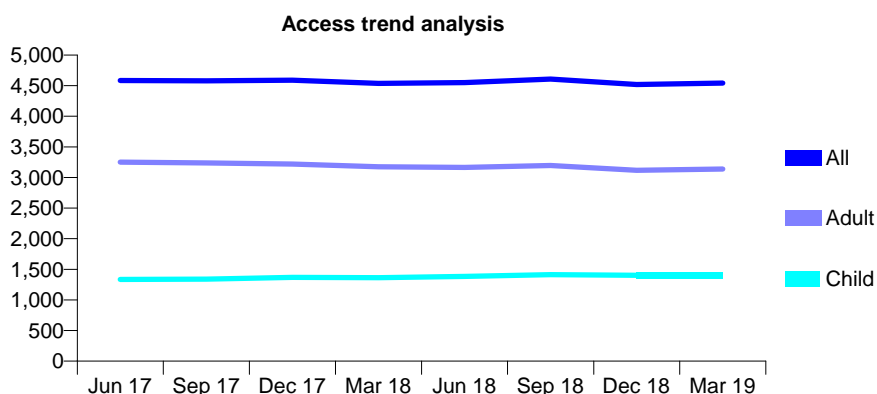
Q63 - Vital Signs At a Glance Contract Report for 943746/0001 - March 2019

Name or company name	Perfect Smile Earlsfield Partnersership
Contract type name	GDS Contract
Purpose of contract	General
Contract start date	01/04/2006
Contract end date	

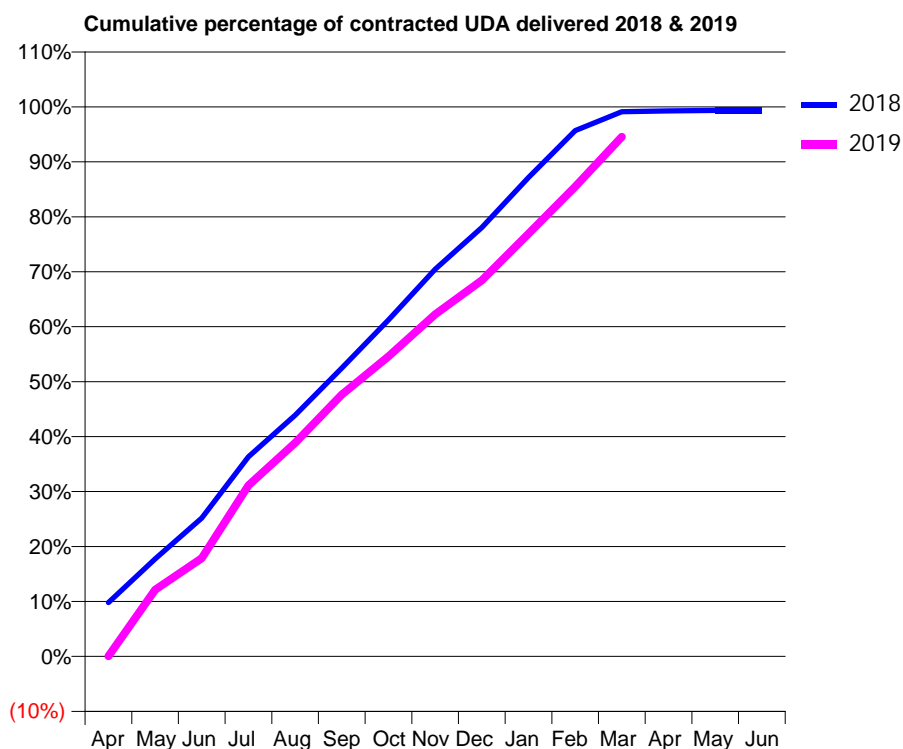
18/19 Contracted general activity (UDA)	8,866
Carry forward general activity (UDA)	56
18/19 Contracted orthodontic activity (UOA)	0
Carry forward orthodontic activity (UOA)	0
Baseline contract value	£263,793.19

ACCESS*

Patients seen in 24 months	Total	Change since previous quarter
Quarter ending March 2018	4,538	
Quarter ending June 2018	4,550	→
Quarter ending September 2018	4,610	→
Quarter ending December 2018	4,519	↓
Quarter ending March 2019	4,541	→
Variance since March 2018	0.1%	→



ACTIVITY



Month	Adjusted Scheduled Activity (UDA)	
	2018	2019
April	870	3
May	1,575	1,074
June	2,231	1,585
July	3,223	2,760
August	3,893	3,445
September	4,653	4,223
October	5,430	4,839
November	6,247	5,519
December	6,919	6,065
January	7,727	6,821
February	8,483	7,579
March	8,787	8,381
April	8,802	
May	8,810	
June	8,810	

QUALITY

	Quantity	Base Number	Contract	AT	Region	England
% of FP17s for the same patient ID Re-attending within 3 months - Children	123	1,814	6.8%	10.3%	11.9%	11.8%
% of FP17s for the same patient ID Re-attending within 3 months - Adults	363	3,139	11.6%	15.6%	16.9%	15.7%
% of FP17s for the same patient ID Re-attending between 3 & 9 months - Children	864	1,814	47.6%	49.3%	48.9%	58.9%
% of FP17s for the same patient ID Re-attending between 3 & 9 months - Adults	922	3,139	29.4%	38.6%	38.9%	50.8%
% of FP17s for Band 1 Urgent Courses	378	4,163	9.1%	10.3%	10.7%	9.1%
% of FP17s Relating to Free Repair or Replacements	14	4,163	0.3%	0.6%	0.5%	0.8%
% of FP17s Relating to Continuations	68	4,163	1.6%	0.9%	0.7%	0.9%
% of Patients satisfied with the dentistry they have received	0	0	N/A	90.5%	89.1%	92.5%
% of Patients satisfied with the time they had to wait for an appointment	0	0	N/A	86.3%	83.1%	87.0%

* This is based on patients treated on this contract for their most recent course of treatment.

Figures in italics indicate the base number of FP17s or Patient Questionnaire responses are less than 100. N/A is shown where the base number of responses is less than 10 during the period. % is calculated as Quantity/Base number*100

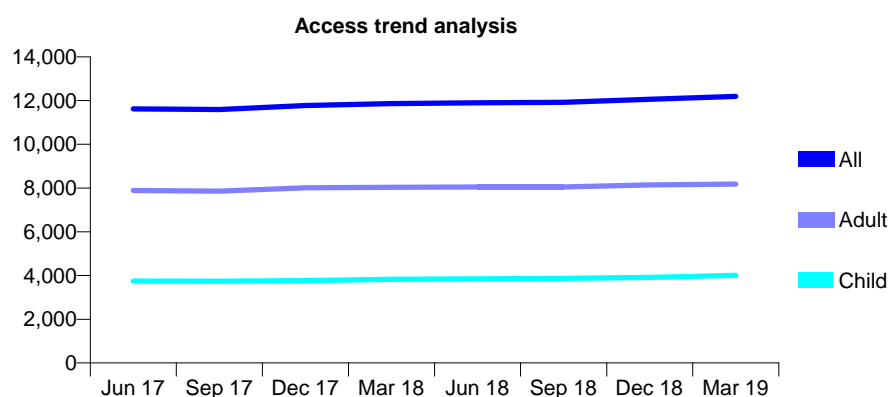
Q63 - Vital Signs At a Glance Contract Report for 943967/0001 - March 2019

Name or company name	MR JL UBEROI
Contract type name	GDS Contract
Purpose of contract	General
Contract start date	18/12/2009
Contract end date	

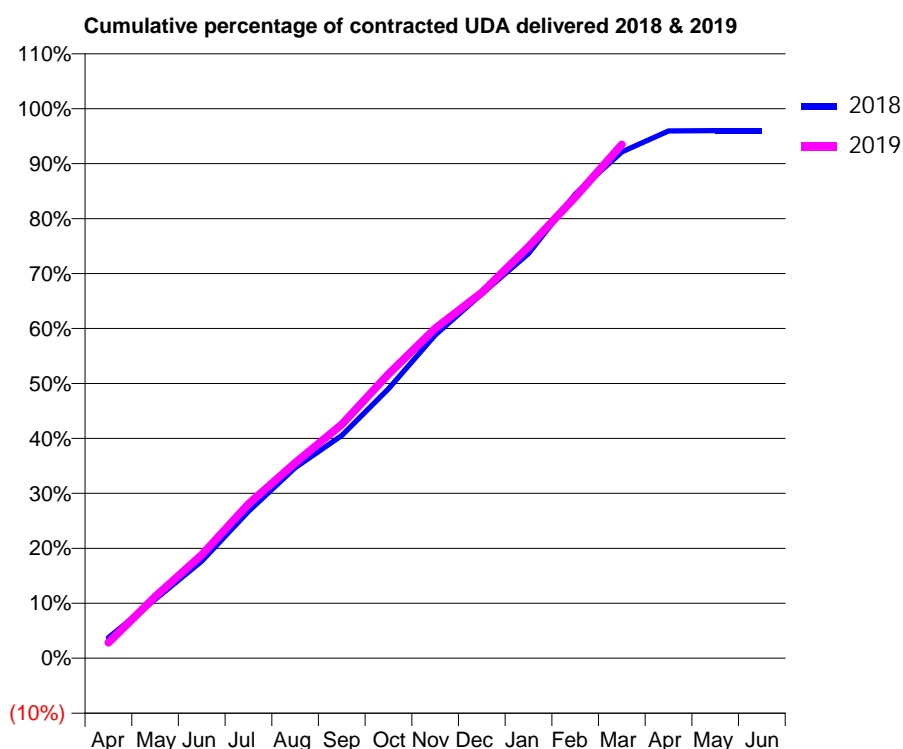
18/19 Contracted general activity (UDA)	32,120
Carry forward general activity (UDA)	800
18/19 Contracted orthodontic activity (UOA)	0
Carry forward orthodontic activity (UOA)	0
Baseline contract value	£779,803.64

ACCESS*

Patients seen in 24 months	Total	Change since previous quarter
Quarter ending March 2018	11,862	
Quarter ending June 2018	11,896	→
Quarter ending September 2018	11,924	→
Quarter ending December 2018	12,058	→
Quarter ending March 2019	12,192	→
Variance since March 2018	2.8%	↑



ACTIVITY



Month	2018	2019
April	1,205	914
May	3,438	3,594
June	5,682	6,037
July	8,586	9,018
August	11,132	11,417
September	13,019	13,661
October	15,747	16,604
November	18,888	19,271
December	21,300	21,370
January	23,652	24,043
February	27,120	26,957
March	29,594	30,017
April	30,814	
May	30,841	
June	30,841	

QUALITY

	Quantity	Base Number	Contract	AT	Region	England
% of FP17s for the same patient ID Re-attending within 3 months - Children	843	5,289	15.9%	10.3%	11.9%	11.8%
% of FP17s for the same patient ID Re-attending within 3 months - Adults	1,656	9,012	18.4%	15.6%	16.9%	15.7%
% of FP17s for the same patient ID Re-attending between 3 & 9 months - Children	2,177	5,289	41.2%	49.3%	48.9%	58.9%
% of FP17s for the same patient ID Re-attending between 3 & 9 months - Adults	2,991	9,012	33.2%	38.6%	38.9%	50.8%
% of FP17s for Band 1 Urgent Courses	2,166	13,782	15.7%	10.3%	10.7%	9.1%
% of FP17s Relating to Free Repair or Replacements	201	13,782	1.5%	0.6%	0.5%	0.8%
% of FP17s Relating to Continuations	274	13,782	2.0%	0.9%	0.7%	0.9%
% of Patients satisfied with the dentistry they have received	7	7	N/A	90.5%	89.1%	92.5%
% of Patients satisfied with the time they had to wait for an appointment	7	7	N/A	86.3%	83.1%	87.0%

* This is based on patients treated on this contract for their most recent course of treatment.

Figures in italics indicate the base number of FP17s or Patient Questionnaire responses are less than 100. N/A is shown where the base number of responses is less than 10 during the period. % is calculated as Quantity/Base number*100

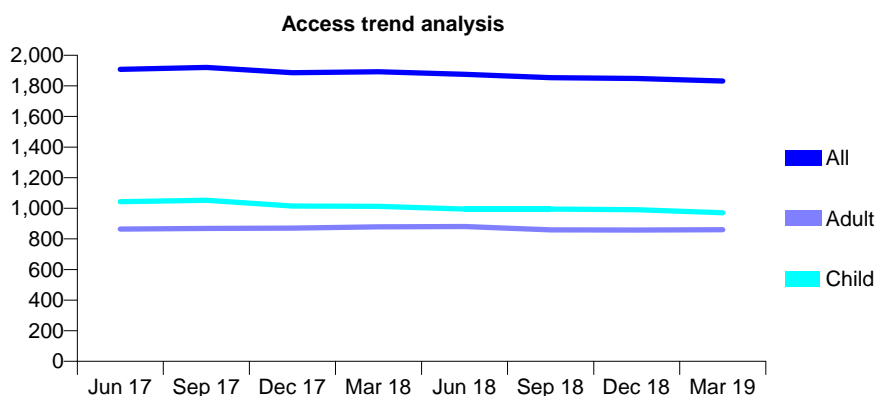
Q63 - Vital Signs At a Glance Contract Report for 952982/0005 - March 2019

Name or company name	MR PC COLEY
Contract type name	GDS Contract
Purpose of contract	General
Contract start date	02/04/2013
Contract end date	

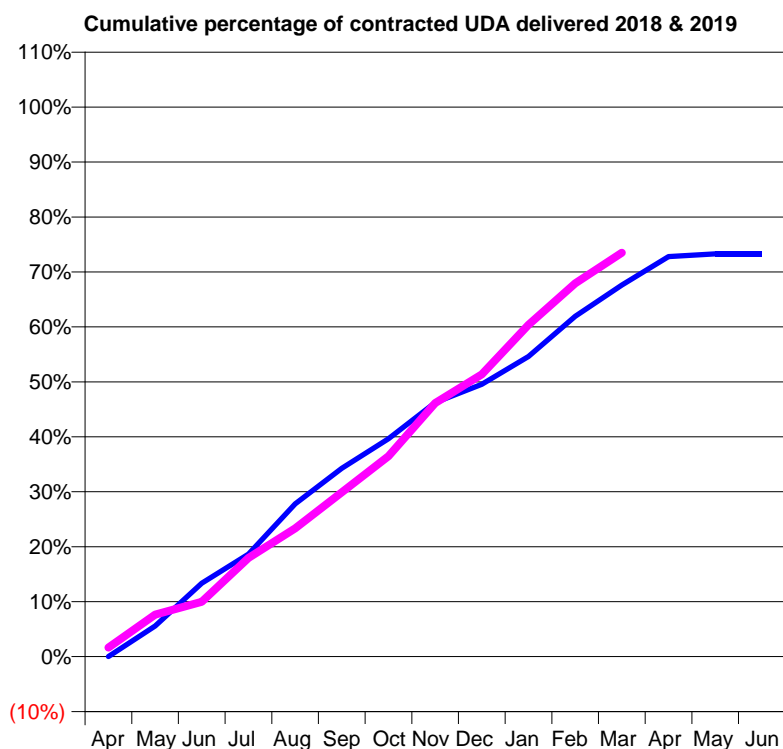
18/19 Contracted general activity (UDA)	4,762
Carry forward general activity (UDA)	0
18/19 Contracted orthodontic activity (UOA)	0
Carry forward orthodontic activity (UOA)	0
Baseline contract value	£111,394.76

ACCESS*

Patients seen in 24 months	Total	Change since previous quarter
Quarter ending March 2018	1,892	
Quarter ending June 2018	1,876	→
Quarter ending September 2018	1,854	↓
Quarter ending December 2018	1,848	→
Quarter ending March 2019	1,831	→
Variance since March 2018	(3.2%)	↓



ACTIVITY



Month	Adjusted Scheduled Activity (UDA)	
	2018	2019
April	0	79
May	265	364
June	636	475
July	888	856
August	1,324	1,111
September	1,631	1,423
October	1,888	1,737
November	2,202	2,198
December	2,360	2,445
January	2,600	2,876
February	2,948	3,235
March	3,219	3,499
April	3,467	
May	3,489	
June	3,489	

QUALITY

	Quantity	Base Number	Contract	AT	Region	England
% of FP17s for the same patient ID Re-attending within 3 months - Children	146	1,598	9.1%	10.3%	11.9%	11.8%
% of FP17s for the same patient ID Re-attending within 3 months - Adults	134	1,093	12.3%	15.6%	16.9%	15.7%
% of FP17s for the same patient ID Re-attending between 3 & 9 months - Children	1,010	1,598	63.2%	49.3%	48.9%	58.9%
% of FP17s for the same patient ID Re-attending between 3 & 9 months - Adults	620	1,093	56.7%	38.6%	38.9%	50.8%
% of FP17s for Band 1 Urgent Courses	81	2,503	3.2%	10.3%	10.7%	9.1%
% of FP17s Relating to Free Repair or Replacements	1	2,503	0.0%	0.6%	0.5%	0.8%
% of FP17s Relating to Continuations	3	2,503	0.1%	0.9%	0.7%	0.9%
% of Patients satisfied with the dentistry they have received	0	0	N/A	90.5%	89.1%	92.5%
% of Patients satisfied with the time they had to wait for an appointment	0	0	N/A	86.3%	83.1%	87.0%

* This is based on patients treated on this contract for their most recent course of treatment. Figures in italics indicate the base number of FP17s or Patient Questionnaire responses are less than 100. N/A is shown where the base number of responses is less than 10 during the period. % is calculated as Quantity/Base number*100

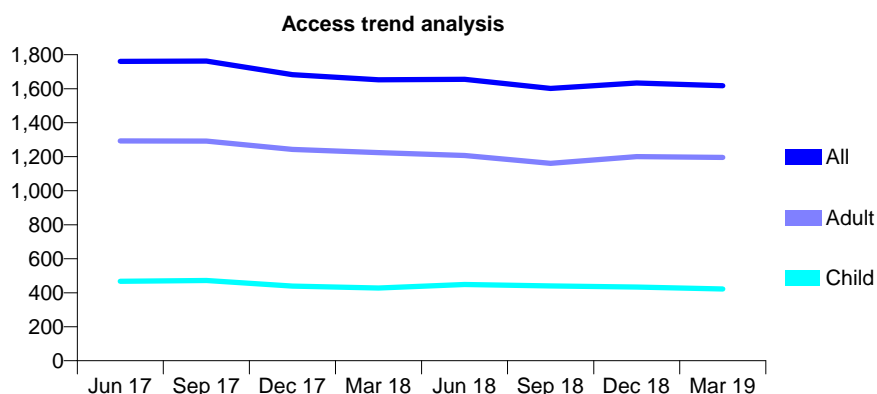
Q63 - Vital Signs At a Glance Contract Report for 990418/0001 - March 2019

Name or company name	MR D SHAH
Contract type name	GDS Contract
Purpose of contract	General
Contract start date	01/04/2006
Contract end date	

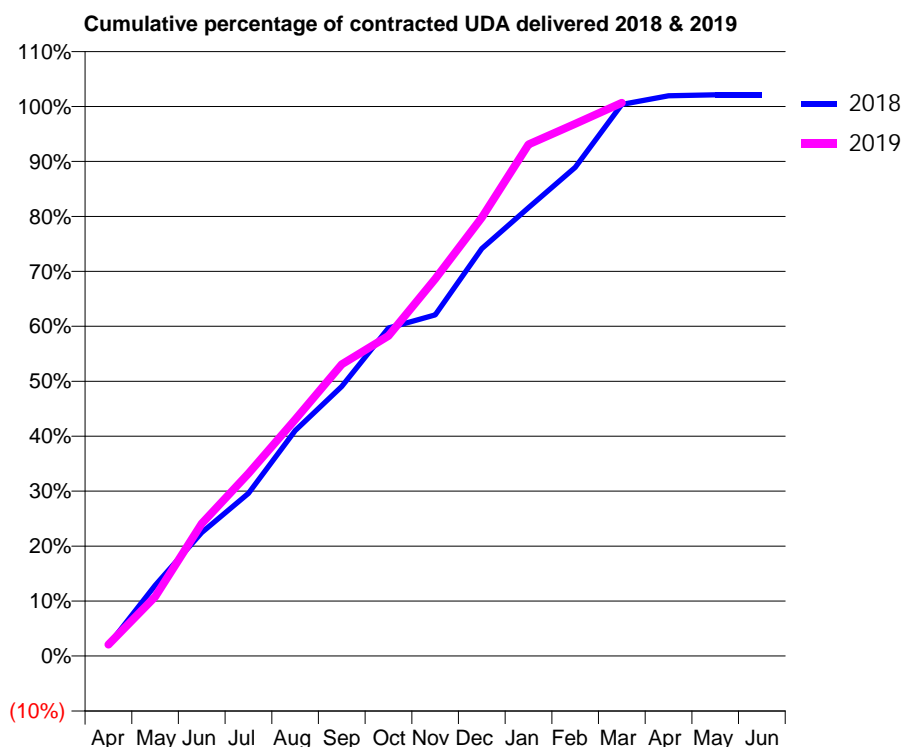
18/19 Contracted general activity (UDA)	9,011
Carry forward general activity (UDA)	-180
18/19 Contracted orthodontic activity (UOA)	0
Carry forward orthodontic activity (UOA)	0
Baseline contract value	£303,455.26

ACCESS*

Patients seen in 24 months	Total	Change since previous quarter
Quarter ending March 2018	1,652	
Quarter ending June 2018	1,655	→
Quarter ending September 2018	1,601	↓
Quarter ending December 2018	1,633	→
Quarter ending March 2019	1,618	→
Variance since March 2018	(2.1%)	↓



ACTIVITY



Month	Adjusted Scheduled Activity (UDA)	
	2018	2019
April	180	186
May	1,161	973
June	2,026	2,172
July	2,667	2,993
August	3,697	3,879
September	4,421	4,784
October	5,377	5,249
November	5,591	6,184
December	6,679	7,190
January	7,353	8,389
February	8,014	8,726
March	9,044	9,069
April	9,184	
May	9,200	
June	9,200	

QUALITY

	Quantity	Base Number	Contract	AT	Region	England
% of FP17s for the same patient ID Re-attending within 3 months - Children	36	474	7.6%	10.3%	11.9%	11.8%
% of FP17s for the same patient ID Re-attending within 3 months - Adults	159	1,153	13.8%	15.6%	16.9%	15.7%
% of FP17s for the same patient ID Re-attending between 3 & 9 months - Children	156	474	32.9%	49.3%	48.9%	58.9%
% of FP17s for the same patient ID Re-attending between 3 & 9 months - Adults	334	1,153	29.0%	38.6%	38.9%	50.8%
% of FP17s for Band 1 Urgent Courses	13	1,601	0.8%	10.3%	10.7%	9.1%
% of FP17s Relating to Free Repair or Replacements	0	1,601	0.0%	0.6%	0.5%	0.8%
% of FP17s Relating to Continuations	0	1,601	0.0%	0.9%	0.7%	0.9%
% of Patients satisfied with the dentistry they have received	1	1	N/A	90.5%	89.1%	92.5%
% of Patients satisfied with the time they had to wait for an appointment	1	1	N/A	86.3%	83.1%	87.0%

* This is based on patients treated on this contract for their most recent course of treatment. Figures in italics indicate the base number of FP17s or Patient Questionnaire responses are less than 100. N/A is shown where the base number of responses is less than 10 during the period. % is calculated as Quantity/Base number*100

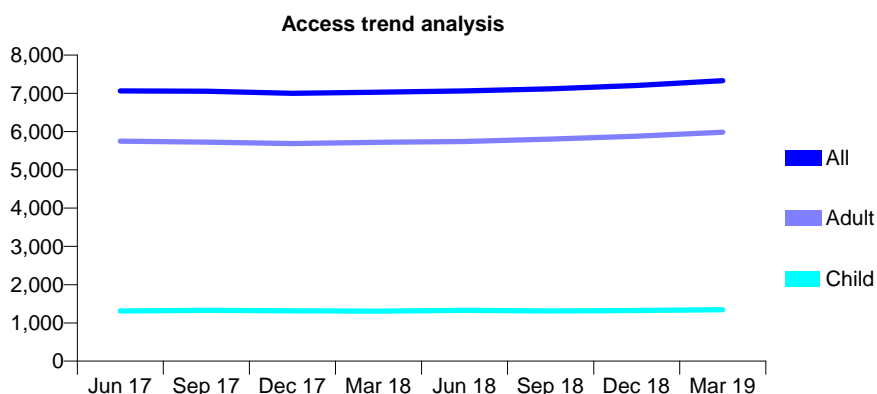
Q63 - Vital Signs At a Glance Contract Report for 990914/0001 - March 2019

Name or company name	MISS AM MANJI
Contract type name	GDS Contract
Purpose of contract	General
Contract start date	27/11/2013
Contract end date	

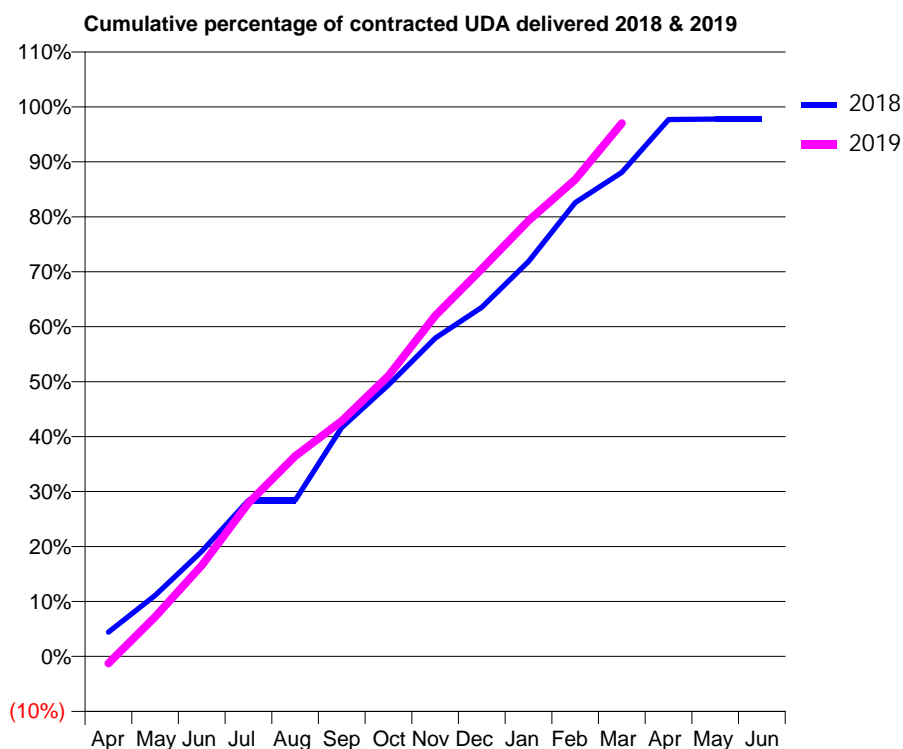
18/19 Contracted general activity (UDA)	20,500
Carry forward general activity (UDA)	453
18/19 Contracted orthodontic activity (UOA)	0
Carry forward orthodontic activity (UOA)	0
Baseline contract value	£439,572.37

ACCESS*

Patients seen in 24 months	Total	Change since previous quarter
Quarter ending March 2018	7,028	
Quarter ending June 2018	7,065	→
Quarter ending September 2018	7,118	→
Quarter ending December 2018	7,202	→
Quarter ending March 2019	7,328	→
Variance since March 2018	4.3%	↑



ACTIVITY



Month	Adjusted Scheduled Activity (UDA)	
	2018	2019
April	910	-260
May	2,279	1,480
June	3,916	3,394
July	5,825	5,722
August	5,825	7,474
September	8,539	8,786
October	10,133	10,467
November	11,870	12,707
December	13,027	14,455
January	14,733	16,257
February	16,924	17,789
March	18,057	19,888
April	20,028	
May	20,047	
June	20,047	

QUALITY

	Quantity	Base Number	Contract	AT	Region	England
% of FP17s for the same patient ID Re-attending within 3 months - Children	123	2,217	5.5%	10.3%	11.9%	11.8%
% of FP17s for the same patient ID Re-attending within 3 months - Adults	1,775	9,839	18.0%	15.6%	16.9%	15.7%
% of FP17s for the same patient ID Re-attending between 3 & 9 months - Children	1,448	2,217	65.3%	49.3%	48.9%	58.9%
% of FP17s for the same patient ID Re-attending between 3 & 9 months - Adults	4,912	9,839	49.9%	38.6%	38.9%	50.8%
% of FP17s for Band 1 Urgent Courses	785	11,083	7.1%	10.3%	10.7%	9.1%
% of FP17s Relating to Free Repair or Replacements	139	11,083	1.3%	0.6%	0.5%	0.8%
% of FP17s Relating to Continuations	235	11,083	2.1%	0.9%	0.7%	0.9%
% of Patients satisfied with the dentistry they have received	4	4	N/A	90.5%	89.1%	92.5%
% of Patients satisfied with the time they had to wait for an appointment	4	4	N/A	86.3%	83.1%	87.0%

* This is based on patients treated on this contract for their most recent course of treatment.

Figures in italics indicate the base number of FP17s or Patient Questionnaire responses are less than 100. N/A is shown where the base number of responses is less than 10 during the period. % is calculated as Quantity/Base number*100

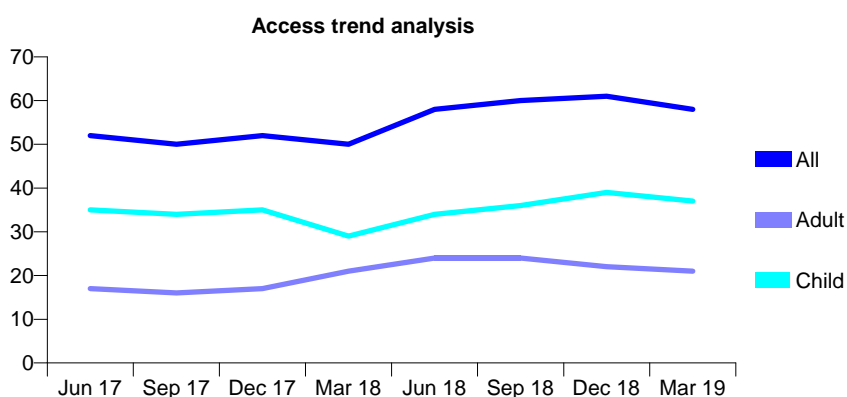
Q63 - Vital Signs At a Glance Contract Report for 998419/0001 - March 2019

Name or company name	MR AJ RUPAREL
Contract type name	GDS Contract
Purpose of contract	General
Contract start date	01/04/2006
Contract end date	

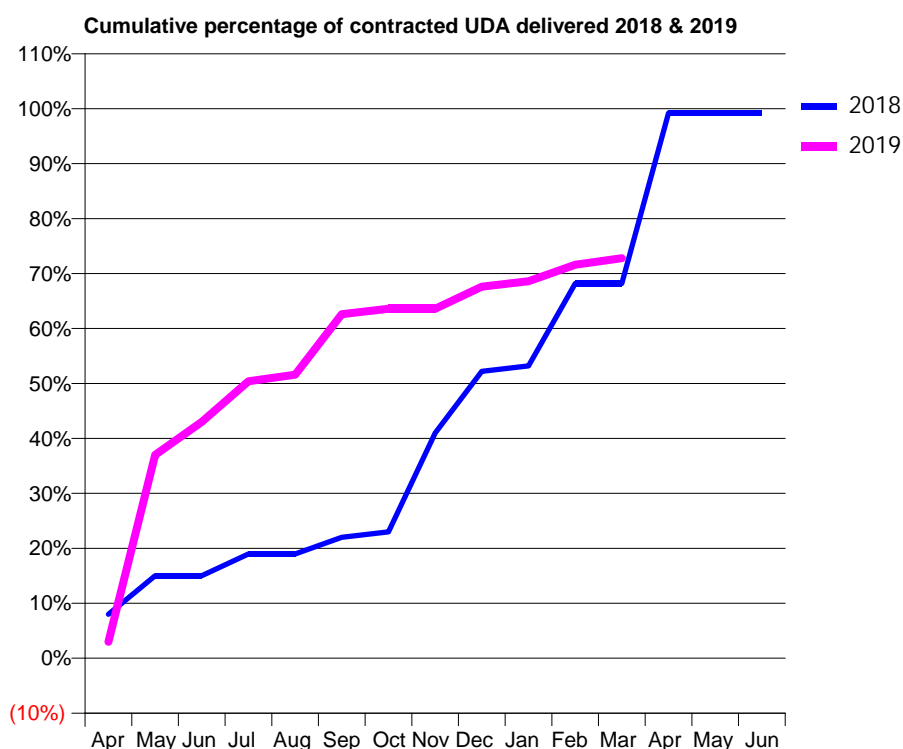
18/19 Contracted general activity (UDA)	100
Carry forward general activity (UDA)	1
18/19 Contracted orthodontic activity (UOA)	0
Carry forward orthodontic activity (UOA)	0
Baseline contract value	£2,592.48

ACCESS*

Patients seen in 24 months	Total	Change since previous quarter
Quarter ending March 2018	50	
Quarter ending June 2018	58	↑
Quarter ending September 2018	60	↑
Quarter ending December 2018	61	→
Quarter ending March 2019	58	↓
Variance since March 2018	16.0%	↑



ACTIVITY



Month	Adjusted Scheduled Activity (UDA)	
	2018	2019
April	8	3
May	15	37
June	15	43
July	19	50
August	19	52
September	22	63
October	23	64
November	41	64
December	52	68
January	53	69
February	68	72
March	68	73
April	99	
May	99	
June	99	

QUALITY

	Quantity	Base Number	Contract	AT	Region	England
% of FP17s for the same patient ID Re-attending within 3 months - Children	0	34	0.0%	10.3%	11.9%	11.8%
% of FP17s for the same patient ID Re-attending within 3 months - Adults	2	16	12.5%	15.6%	16.9%	15.7%
% of FP17s for the same patient ID Re-attending between 3 & 9 months - Children	4	34	11.8%	49.3%	48.9%	58.9%
% of FP17s for the same patient ID Re-attending between 3 & 9 months - Adults	4	16	25.0%	38.6%	38.9%	50.8%
% of FP17s for Band 1 Urgent Courses	4	42	9.5%	10.3%	10.7%	9.1%
% of FP17s Relating to Free Repair or Replacements	0	42	0.0%	0.6%	0.5%	0.8%
% of FP17s Relating to Continuations	0	42	0.0%	0.9%	0.7%	0.9%
% of Patients satisfied with the dentistry they have received	0	0	N/A	90.5%	89.1%	92.5%
% of Patients satisfied with the time they had to wait for an appointment	0	0	N/A	86.3%	83.1%	87.0%

* This is based on patients treated on this contract for their most recent course of treatment.

Figures in italics indicate the base number of FP17s or Patient Questionnaire responses are less than 100. N/A is shown where the base number of responses is less than 10 during the period. % is calculated as Quantity/Base number*100

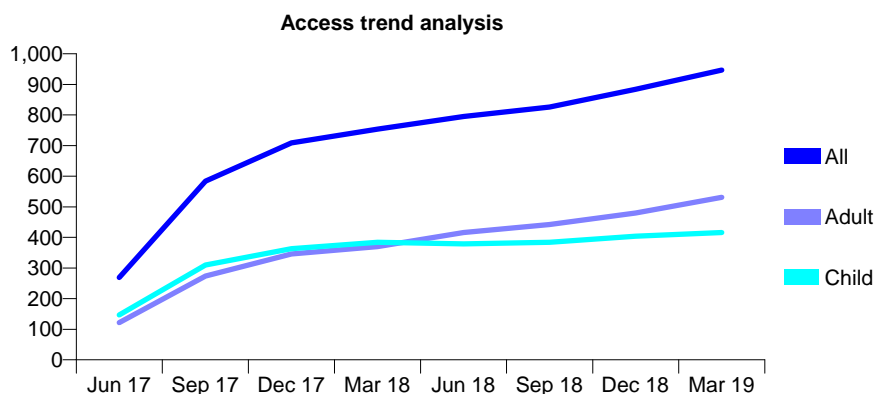
Q64 - Vital Signs At a Glance Contract Report for 100268/0000 - March 2019

Name or company name	Xeon Smiles UK Ltd
Contract type name	GDS Contract
Purpose of contract	General
Contract start date	01/04/2017
Contract end date	

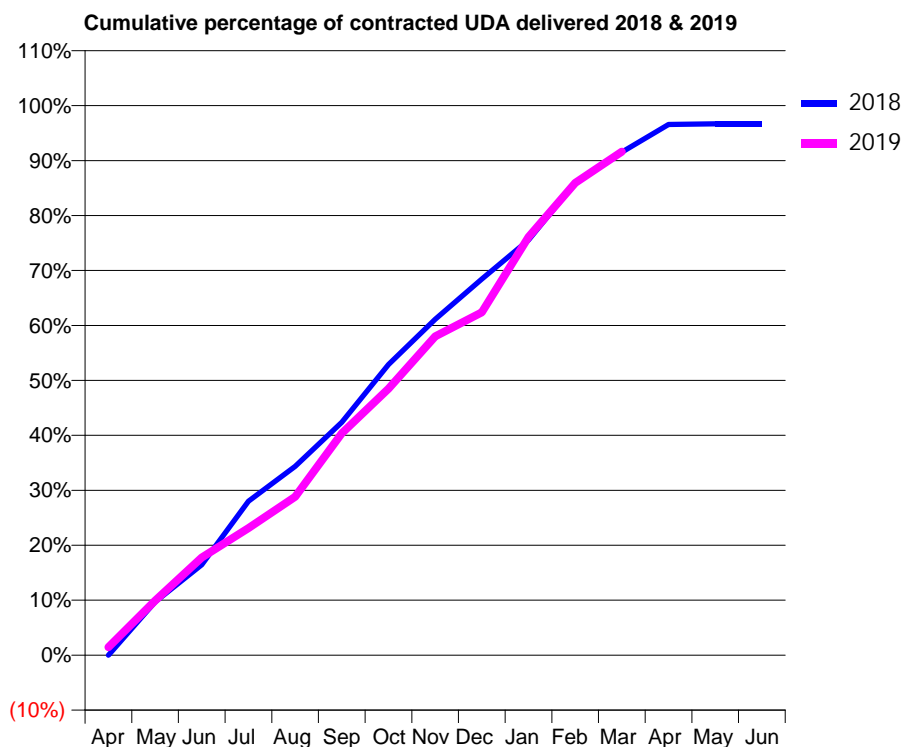
18/19 Contracted general activity (UDA)	2,000
Carry forward general activity (UDA)	26
18/19 Contracted orthodontic activity (UOA)	0
Carry forward orthodontic activity (UOA)	0
Baseline contract value	£44,270.66

ACCESS*

Patients seen in 24 months	Total	Change since previous quarter
Quarter ending March 2018	754	
Quarter ending June 2018	795	↑
Quarter ending September 2018	826	↑
Quarter ending December 2018	884	↑
Quarter ending March 2019	947	↑
Variance since March 2018	25.6%	↑



ACTIVITY



Month	Adjusted Scheduled Activity (UDA)	
	2018	2019
April	0	29
May	194	199
June	329	356
July	560	462
August	688	576
September	847	808
October	1,058	970
November	1,222	1,160
December	1,369	1,248
January	1,511	1,522
February	1,719	1,719
March	1,831	1,833
April	1,932	
May	1,934	
June	1,934	

QUALITY

	Quantity	Base Number	Contract	AT	Region	England
% of FP17s for the same patient ID Re-attending within 3 months - Children	24	658	3.6%	8.9%	11.3%	11.8%
% of FP17s for the same patient ID Re-attending within 3 months - Adults	25	594	4.2%	13.1%	15.4%	15.7%
% of FP17s for the same patient ID Re-attending between 3 & 9 months - Children	413	658	62.8%	62.1%	61.3%	58.9%
% of FP17s for the same patient ID Re-attending between 3 & 9 months - Adults	323	594	54.4%	52.3%	52.1%	50.8%
% of FP17s for Band 1 Urgent Courses	59	1,197	4.9%	8.4%	9.5%	9.1%
% of FP17s Relating to Free Repair or Replacements	0	1,197	0.0%	0.7%	0.6%	0.8%
% of FP17s Relating to Continuations	0	1,197	0.0%	0.7%	0.8%	0.9%
% of Patients satisfied with the dentistry they have received	1	1	N/A	93.4%	92.4%	92.5%
% of Patients satisfied with the time they had to wait for an appointment	1	1	N/A	85.3%	86.3%	87.0%

* This is based on patients treated on this contract for their most recent course of treatment. Figures in italics indicate the base number of FP17s or Patient Questionnaire responses are less than 100. N/A is shown where the base number of responses is less than 10 during the period. % is calculated as Quantity/Base number*100

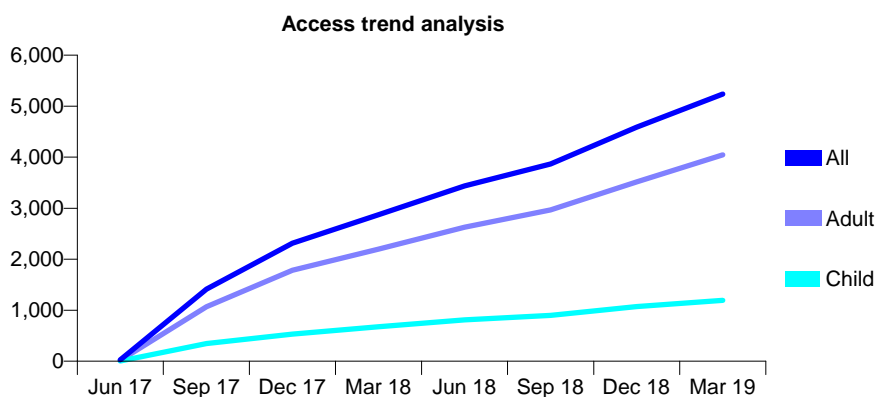
Q64 - Vital Signs At a Glance Contract Report for 100426/0000 - March 2019

Name or company name	OASIS DENTAL CARE LTD
Contract type name	PDS Contract
Purpose of contract	General
Contract start date	01/04/2017
Contract end date	31/03/2022

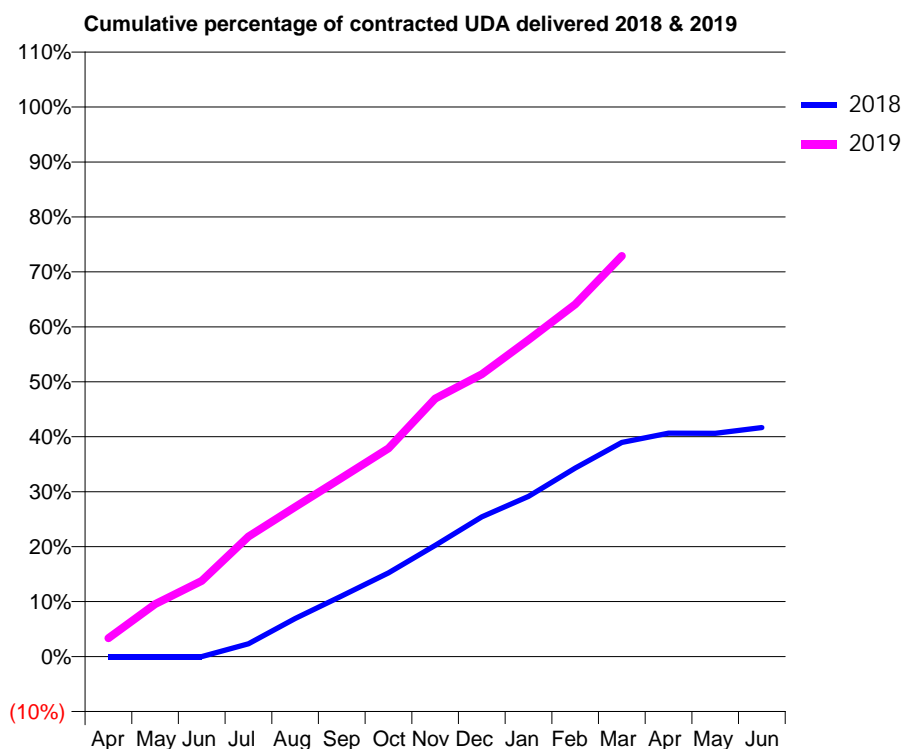
18/19 Contracted general activity (UDA)	22,359
Carry forward general activity (UDA)	0
18/19 Contracted orthodontic activity (UOA)	0
Carry forward orthodontic activity (UOA)	0
Baseline contract value	£539,905.55

ACCESS*

Patients seen in 24 months	Total	Change since previous quarter
Quarter ending March 2018	2,873	
Quarter ending June 2018	3,440	↑
Quarter ending September 2018	3,868	↑
Quarter ending December 2018	4,590	↑
Quarter ending March 2019	5,239	↑
Variance since March 2018	82.4%	↑



ACTIVITY



Month	Adjusted Scheduled Activity (UDA)	
	2018	2019
April	0	744
May	0	2,133
June	0	3,077
July	526	4,884
August	1,547	6,085
September	2,466	7,271
October	3,406	8,471
November	4,524	10,498
December	5,683	11,482
January	6,517	12,881
February	7,671	14,331
March	8,711	16,297
April	9,089	
May	9,083	
June	9,320	

QUALITY

	Quantity	Base Number	Contract	AT	Region	England
% of FP17s for the same patient ID Re-attending within 3 months - Children	142	1,774	8.0%	8.9%	11.3%	11.8%
% of FP17s for the same patient ID Re-attending within 3 months - Adults	1,036	5,699	18.2%	13.1%	15.4%	15.7%
% of FP17s for the same patient ID Re-attending between 3 & 9 months - Children	825	1,774	46.5%	62.1%	61.3%	58.9%
% of FP17s for the same patient ID Re-attending between 3 & 9 months - Adults	2,341	5,699	41.1%	52.3%	52.1%	50.8%
% of FP17s for Band 1 Urgent Courses	559	7,299	7.7%	8.4%	9.5%	9.1%
% of FP17s Relating to Free Repair or Replacements	33	7,299	0.5%	0.7%	0.6%	0.8%
% of FP17s Relating to Continuations	295	7,299	4.0%	0.7%	0.8%	0.9%
% of Patients satisfied with the dentistry they have received	7	7	N/A	93.4%	92.4%	92.5%
% of Patients satisfied with the time they had to wait for an appointment	6	7	N/A	85.3%	86.3%	87.0%

* This is based on patients treated on this contract for their most recent course of treatment. Figures in italics indicate the base number of FP17s or Patient Questionnaire responses are less than 100. N/A is shown where the base number of responses is less than 10 during the period. % is calculated as Quantity/Base number*100

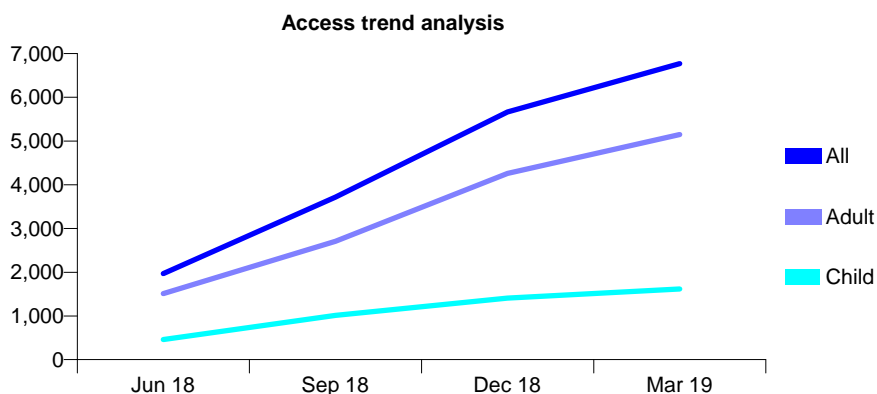
Q64 - Vital Signs At a Glance Contract Report for 100616/0000 - March 2019

Name or company name	Rodericks Dental Limited
Contract type name	GDS Contract
Purpose of contract	General
Contract start date	01/04/2018
Contract end date	

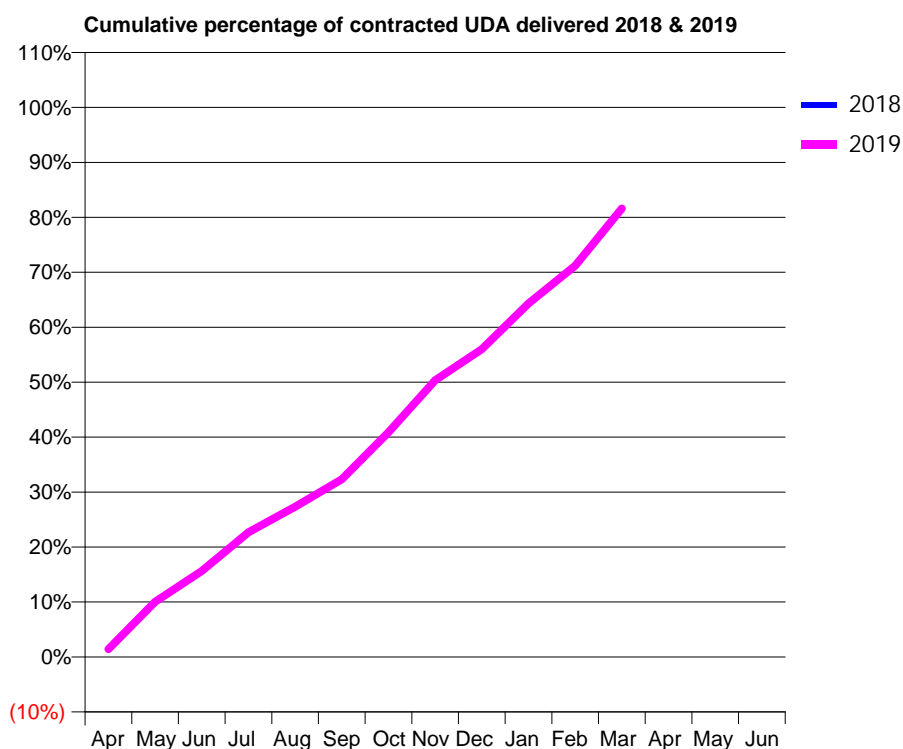
18/19 Contracted general activity (UDA)	24,000
Carry forward general activity (UDA)	0
18/19 Contracted orthodontic activity (UOA)	0
Carry forward orthodontic activity (UOA)	0
Baseline contract value	£610,080.00

ACCESS*

Patients seen in 24 months	Total	Change since previous quarter
Quarter ending March 2018	0	
Quarter ending June 2018	1,970	↑
Quarter ending September 2018	3,721	↑
Quarter ending December 2018	5,666	↑
Quarter ending March 2019	6,769	↑
Variance since March 2018	N/A	



ACTIVITY



Month	Adjusted Scheduled Activity (UDA)	
	2018	2019
April	0	340
May	0	2,406
June	0	3,756
July	0	5,442
August	0	6,564
September	0	7,763
October	0	9,809
November	0	12,082
December	0	13,436
January	0	15,437
February	0	17,089
March	0	19,581
April	0	
May	0	
June	0	

QUALITY

	Quantity	Base Number	Contract	AT	Region	England
% of FP17s for the same patient ID Re-attending within 3 months - Children	107	2,480	4.3%	8.9%	11.3%	11.8%
% of FP17s for the same patient ID Re-attending within 3 months - Adults	799	7,461	10.7%	13.1%	15.4%	15.7%
% of FP17s for the same patient ID Re-attending between 3 & 9 months - Children	592	2,480	23.9%	62.1%	61.3%	58.9%
% of FP17s for the same patient ID Re-attending between 3 & 9 months - Adults	1,043	7,461	14.0%	52.3%	52.1%	50.8%
% of FP17s for Band 1 Urgent Courses	1,254	9,941	12.6%	8.4%	9.5%	9.1%
% of FP17s Relating to Free Repair or Replacements	65	9,941	0.7%	0.7%	0.6%	0.8%
% of FP17s Relating to Continuations	36	9,941	0.4%	0.7%	0.8%	0.9%
% of Patients satisfied with the dentistry they have received	1	3	N/A	93.4%	92.4%	92.5%
% of Patients satisfied with the time they had to wait for an appointment	1	3	N/A	85.3%	86.3%	87.0%

* This is based on patients treated on this contract for their most recent course of treatment.

Figures in italics indicate the base number of FP17s or Patient Questionnaire responses are less than 100. N/A is shown where the base number of responses is less than 10 during the period. % is calculated as Quantity/Base number*100

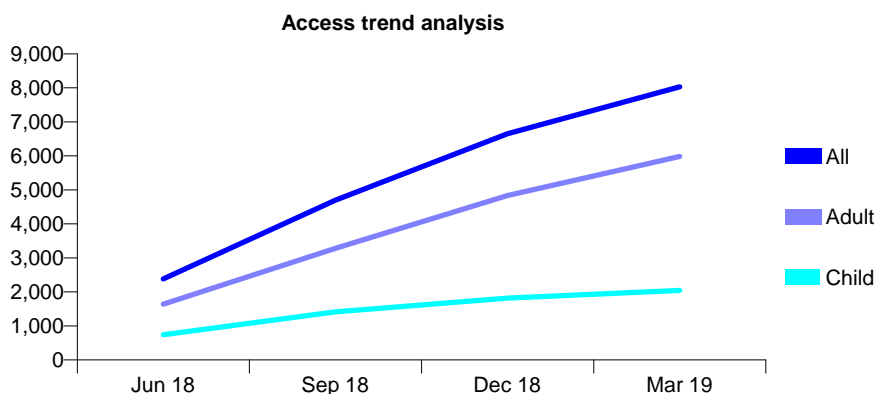
Q64 - Vital Signs At a Glance Contract Report for 100618/0000 - March 2019

Name or company name	Rodericks Dental Limited
Contract type name	GDS Contract
Purpose of contract	General
Contract start date	01/04/2018
Contract end date	

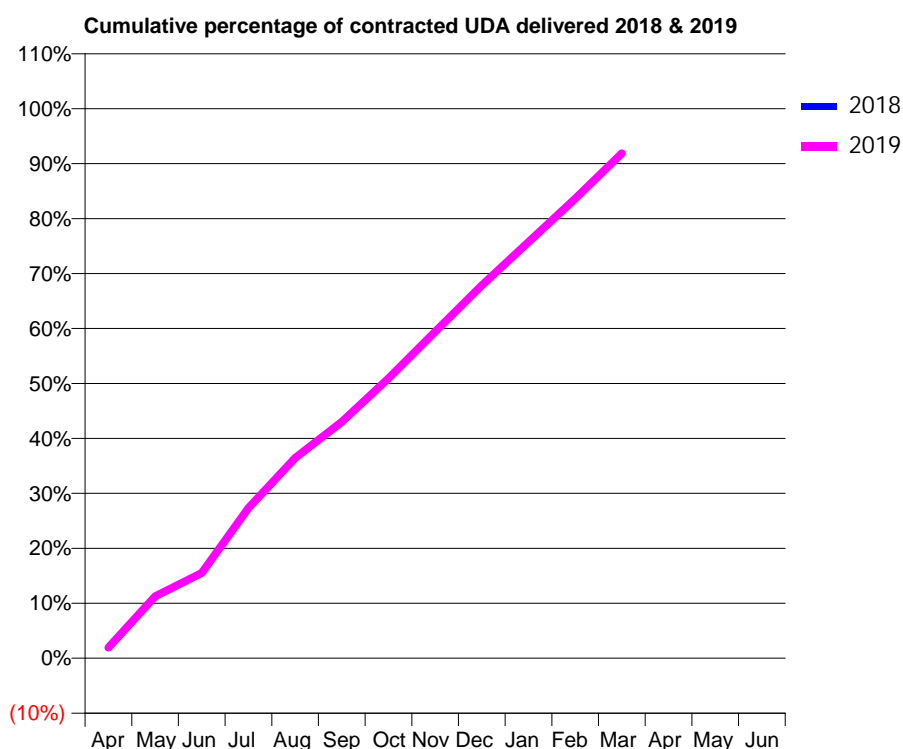
18/19 Contracted general activity (UDA)	24,000
Carry forward general activity (UDA)	0
18/19 Contracted orthodontic activity (UOA)	0
Carry forward orthodontic activity (UOA)	0
Baseline contract value	£610,080.00

ACCESS*

Patients seen in 24 months	Total	Change since previous quarter
Quarter ending March 2018	0	
Quarter ending June 2018	2,381	↑
Quarter ending September 2018	4,701	↑
Quarter ending December 2018	6,652	↑
Quarter ending March 2019	8,028	↑
Variance since March 2018	N/A	



ACTIVITY



Month	Adjusted Scheduled Activity (UDA)	
	2018	2019
April	0	468
May	0	2,706
June	0	3,724
July	0	6,558
August	0	8,752
September	0	10,315
October	0	12,220
November	0	14,259
December	0	16,281
January	0	18,173
February	0	20,068
March	0	22,048
April	0	
May	0	
June	0	

QUALITY

	Quantity	Base Number	Contract	AT	Region	England
% of FP17s for the same patient ID Re-attending within 3 months - Children	216	3,352	6.4%	8.9%	11.3%	11.8%
% of FP17s for the same patient ID Re-attending within 3 months - Adults	1,084	8,716	12.4%	13.1%	15.4%	15.7%
% of FP17s for the same patient ID Re-attending between 3 & 9 months - Children	960	3,352	28.6%	62.1%	61.3%	58.9%
% of FP17s for the same patient ID Re-attending between 3 & 9 months - Adults	1,255	8,716	14.4%	52.3%	52.1%	50.8%
% of FP17s for Band 1 Urgent Courses	1,840	11,450	16.1%	8.4%	9.5%	9.1%
% of FP17s Relating to Free Repair or Replacements	86	11,450	0.8%	0.7%	0.6%	0.8%
% of FP17s Relating to Continuations	32	11,450	0.3%	0.7%	0.8%	0.9%
% of Patients satisfied with the dentistry they have received	4	5	N/A	93.4%	92.4%	92.5%
% of Patients satisfied with the time they had to wait for an appointment	3	5	N/A	85.3%	86.3%	87.0%

* This is based on patients treated on this contract for their most recent course of treatment.

Figures in italics indicate the base number of FP17s or Patient Questionnaire responses are less than 100. N/A is shown where the base number of responses is less than 10 during the period. % is calculated as Quantity/Base number*100

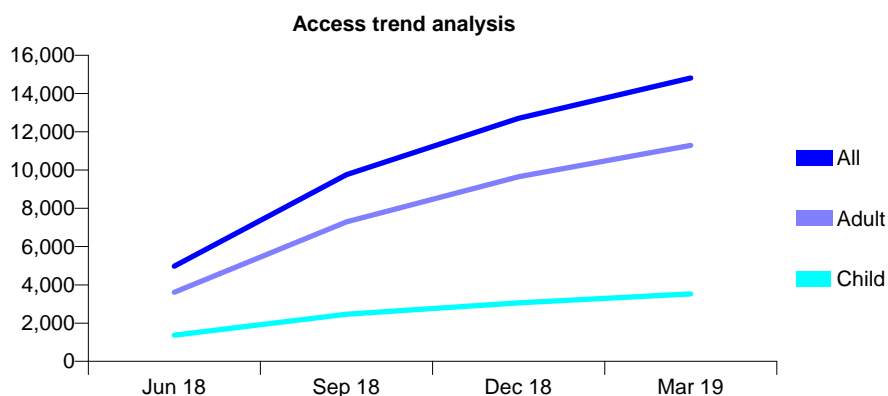
Q64 - Vital Signs At a Glance Contract Report for 100655/0000 - March 2019

Name or company name	Genix Healthcare Ltd
Contract type name	GDS Contract
Purpose of contract	General
Contract start date	01/04/2018
Contract end date	

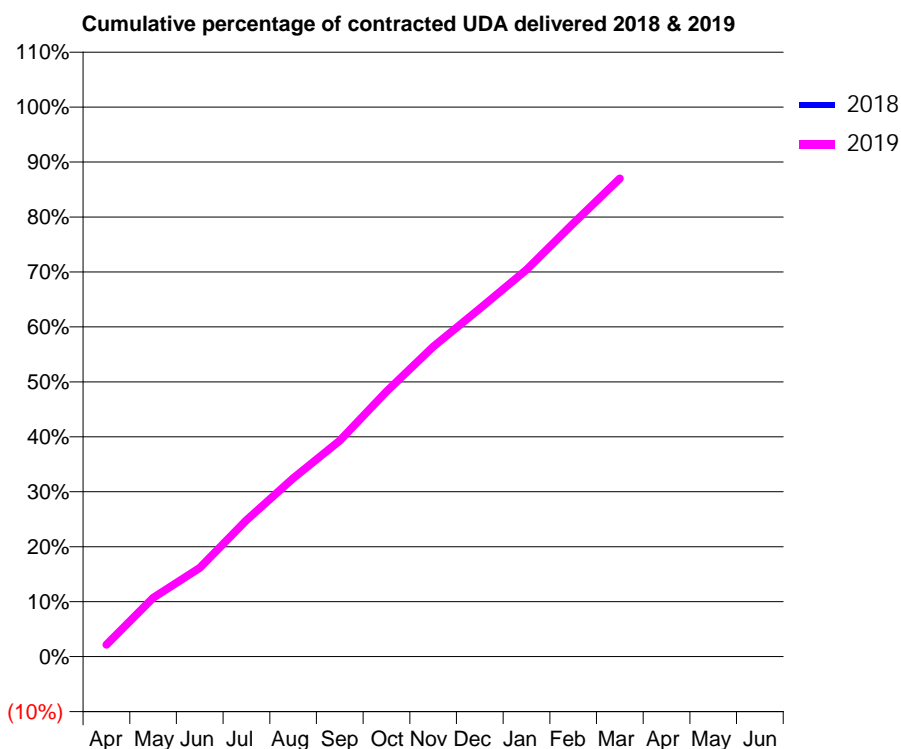
18/19 Contracted general activity (UDA)	58,000
Carry forward general activity (UDA)	0
18/19 Contracted orthodontic activity (UOA)	0
Carry forward orthodontic activity (UOA)	0
Baseline contract value	£1,474,360.00

ACCESS*

Patients seen in 24 months	Total	Change since previous quarter
Quarter ending March 2018	0	
Quarter ending June 2018	4,976	↑
Quarter ending September 2018	9,754	↑
Quarter ending December 2018	12,707	↑
Quarter ending March 2019	14,809	↑
Variance since March 2018	N/A	



ACTIVITY



Month	Adjusted Scheduled Activity (UDA)	
	2018	2019
April	0	1,261
May	0	6,215
June	0	9,371
July	0	14,406
August	0	18,830
September	0	22,792
October	0	27,987
November	0	32,719
December	0	36,727
January	0	40,836
February	0	45,722
March	0	50,460
April	0	
May	0	
June	0	

QUALITY

	Quantity	Base Number	Contract	AT	Region	England
% of FP17s for the same patient ID Re-attending within 3 months - Children	453	5,717	7.9%	8.9%	11.3%	11.8%
% of FP17s for the same patient ID Re-attending within 3 months - Adults	2,264	17,867	12.7%	13.1%	15.4%	15.7%
% of FP17s for the same patient ID Re-attending between 3 & 9 months - Children	1,430	5,717	25.0%	62.1%	61.3%	58.9%
% of FP17s for the same patient ID Re-attending between 3 & 9 months - Adults	3,624	17,867	20.3%	52.3%	52.1%	50.8%
% of FP17s for Band 1 Urgent Courses	3,236	23,584	13.7%	8.4%	9.5%	9.1%
% of FP17s Relating to Free Repair or Replacements	137	23,584	0.6%	0.7%	0.6%	0.8%
% of FP17s Relating to Continuations	70	23,584	0.3%	0.7%	0.8%	0.9%
% of Patients satisfied with the dentistry they have received	12	13	92.3%	93.4%	92.4%	92.5%
% of Patients satisfied with the time they had to wait for an appointment	13	13	100.0%	85.3%	86.3%	87.0%

* This is based on patients treated on this contract for their most recent course of treatment. Figures in italics indicate the base number of FP17s or Patient Questionnaire responses are less than 100. N/A is shown where the base number of responses is less than 10 during the period. % is calculated as Quantity/Base number*100

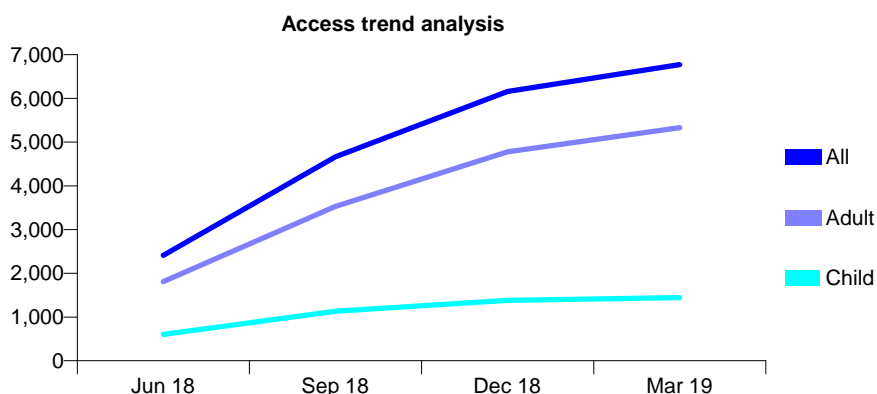
Q64 - Vital Signs At a Glance Contract Report for 100656/0000 - March 2019

Name or company name	Genix Healthcare Ltd
Contract type name	GDS Contract
Purpose of contract	General
Contract start date	01/04/2018
Contract end date	

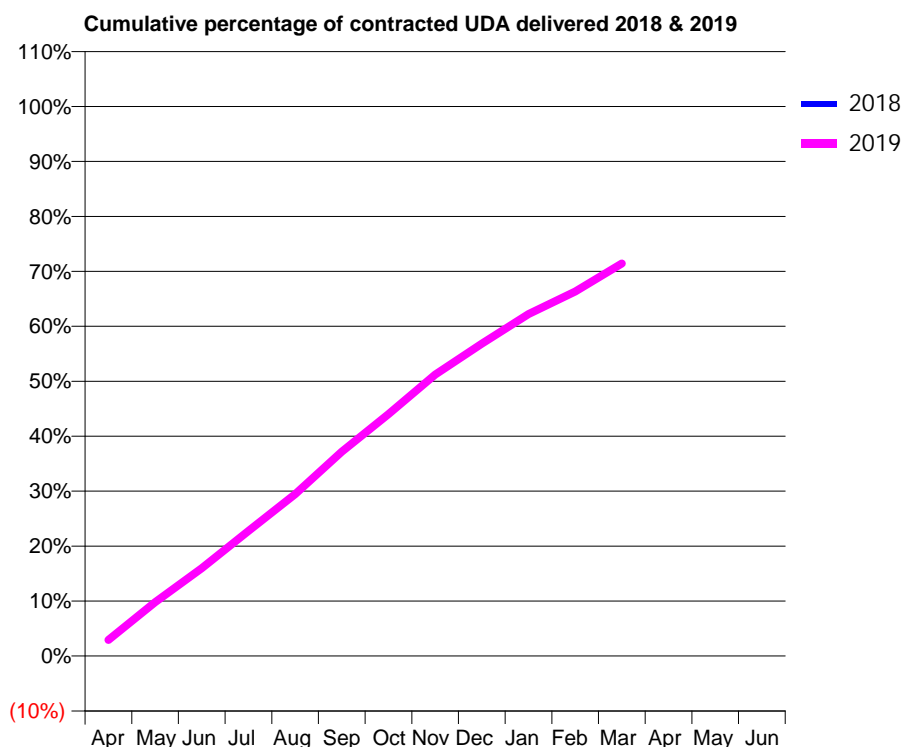
18/19 Contracted general activity (UDA)	26,000
Carry forward general activity (UDA)	0
18/19 Contracted orthodontic activity (UOA)	0
Carry forward orthodontic activity (UOA)	0
Baseline contract value	£660,920.00

ACCESS*

Patients seen in 24 months	Total	Change since previous quarter
Quarter ending March 2018	0	
Quarter ending June 2018	2,412	↑
Quarter ending September 2018	4,664	↑
Quarter ending December 2018	6,159	↑
Quarter ending March 2019	6,772	↑
Variance since March 2018	N/A	



ACTIVITY



Month	Adjusted Scheduled Activity (UDA)	
	2018	2019
April	0	763
May	0	2,551
June	0	4,156
July	0	5,920
August	0	7,663
September	0	9,663
October	0	11,439
November	0	13,316
December	0	14,777
January	0	16,180
February	0	17,250
March	0	18,571
April	0	
May	0	
June	0	

QUALITY

	Quantity	Base Number	Contract	AT	Region	England
% of FP17s for the same patient ID Re-attending within 3 months - Children	99	2,305	4.3%	8.9%	11.3%	11.8%
% of FP17s for the same patient ID Re-attending within 3 months - Adults	820	7,911	10.4%	13.1%	15.4%	15.7%
% of FP17s for the same patient ID Re-attending between 3 & 9 months - Children	596	2,305	25.9%	62.1%	61.3%	58.9%
% of FP17s for the same patient ID Re-attending between 3 & 9 months - Adults	1,494	7,911	18.9%	52.3%	52.1%	50.8%
% of FP17s for Band 1 Urgent Courses	782	10,216	7.7%	8.4%	9.5%	9.1%
% of FP17s Relating to Free Repair or Replacements	85	10,216	0.8%	0.7%	0.6%	0.8%
% of FP17s Relating to Continuations	91	10,216	0.9%	0.7%	0.8%	0.9%
% of Patients satisfied with the dentistry they have received	8	8	N/A	93.4%	92.4%	92.5%
% of Patients satisfied with the time they had to wait for an appointment	7	8	N/A	85.3%	86.3%	87.0%

* This is based on patients treated on this contract for their most recent course of treatment. Figures in italics indicate the base number of FP17s or Patient Questionnaire responses are less than 100. N/A is shown where the base number of responses is less than 10 during the period. % is calculated as Quantity/Base number*100

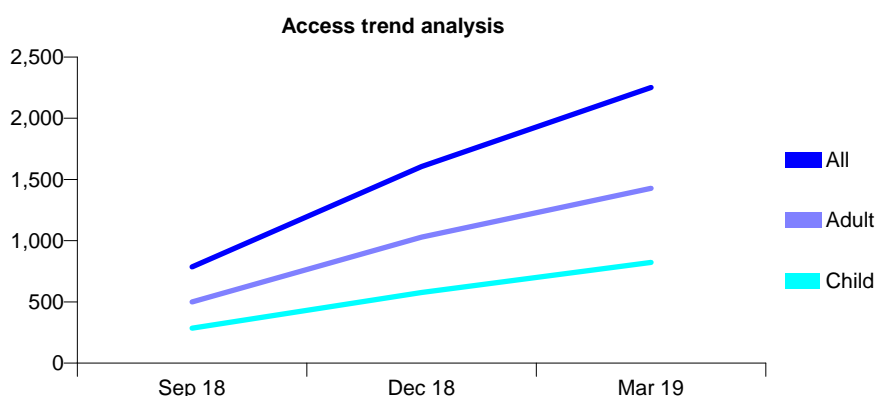
Q64 - Vital Signs At a Glance Contract Report for 100727/0000 - March 2019

Name or company name	Smilecare Swindon Limited
Contract type name	GDS Contract
Purpose of contract	General
Contract start date	01/07/2018
Contract end date	

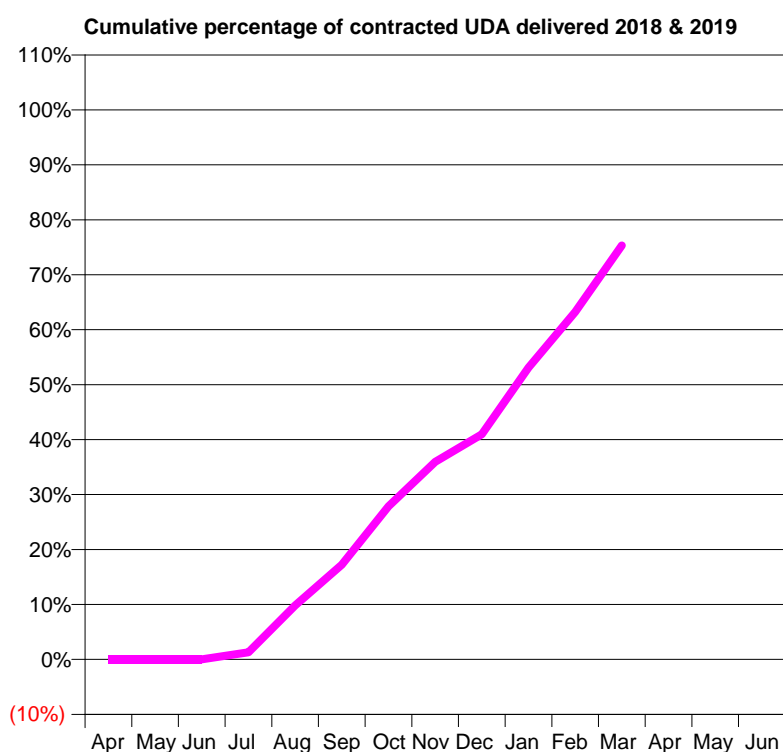
18/19 Contracted general activity (UDA)	9,375
Carry forward general activity (UDA)	0
18/19 Contracted orthodontic activity (UOA)	0
Carry forward orthodontic activity (UOA)	0
Baseline contract value	£219,247.50

ACCESS*

Patients seen in 24 months	Total	Change since previous quarter
Quarter ending March 2018	0	
Quarter ending June 2018	0	
Quarter ending September 2018	786	↑
Quarter ending December 2018	1,606	↑
Quarter ending March 2019	2,252	↑
Variance since March 2018	N/A	



ACTIVITY



Adjusted Scheduled Activity (UDA)		
Month	2018	2019
April	0	0
May	0	0
June	0	0
July	0	122
August	0	922
September	0	1,616
October	0	2,612
November	0	3,370
December	0	3,839
January	0	4,978
February	0	5,929
March	0	7,060
April	0	
May	0	
June	0	

QUALITY

	Quantity	Base Number	Contract	AT	Region	England
% of FP17s for the same patient ID Re-attending within 3 months - Children	125	1,146	10.9%	8.9%	11.3%	11.8%
% of FP17s for the same patient ID Re-attending within 3 months - Adults	378	2,101	18.0%	13.1%	15.4%	15.7%
% of FP17s for the same patient ID Re-attending between 3 & 9 months - Children	168	1,146	14.7%	62.1%	61.3%	58.9%
% of FP17s for the same patient ID Re-attending between 3 & 9 months - Adults	276	2,101	13.1%	52.3%	52.1%	50.8%
% of FP17s for Band 1 Urgent Courses	468	3,247	14.4%	8.4%	9.5%	9.1%
% of FP17s Relating to Free Repair or Replacements	40	3,247	1.2%	0.7%	0.6%	0.8%
% of FP17s Relating to Continuations	15	3,247	0.5%	0.7%	0.8%	0.9%
% of Patients satisfied with the dentistry they have received	2	2	N/A	93.4%	92.4%	92.5%
% of Patients satisfied with the time they had to wait for an appointment	1	2	N/A	85.3%	86.3%	87.0%

* This is based on patients treated on this contract for their most recent course of treatment. Figures in italics indicate the base number of FP17s or Patient Questionnaire responses are less than 100. N/A is shown where the base number of responses is less than 10 during the period. % is calculated as Quantity/Base number*100

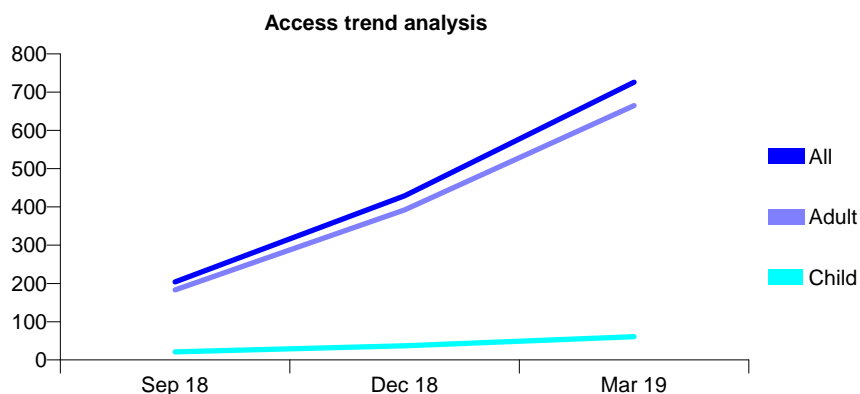
Q64 - Vital Signs At a Glance Contract Report for 100845/0000 - March 2019

Name or company name	Wiltshire & Swindon OOH Dental Service
Contract type name	PDS Contract
Purpose of contract	General
Contract start date	01/05/2018
Contract end date	30/04/2023

18/19 Contracted general activity (UDA)	2,877
Carry forward general activity (UDA)	0
18/19 Contracted orthodontic activity (UOA)	0
Carry forward orthodontic activity (UOA)	0
Baseline contract value	£232,874.06

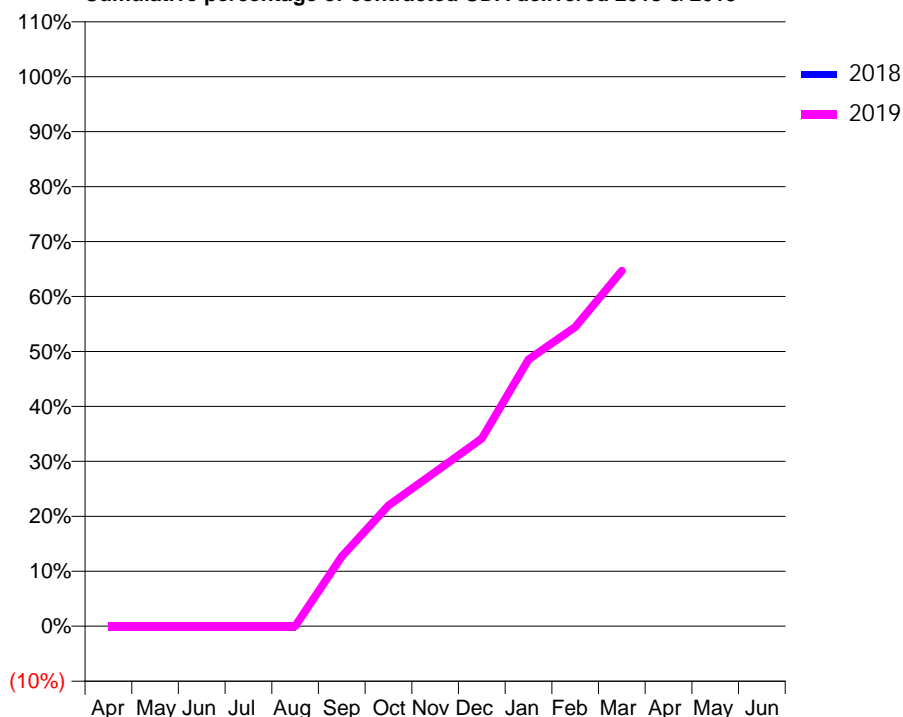
ACCESS*

Patients seen in 24 months	Total	Change since previous quarter
Quarter ending March 2018	0	
Quarter ending June 2018	0	
Quarter ending September 2018	204	↑
Quarter ending December 2018	429	↑
Quarter ending March 2019	726	↑
Variance since March 2018	N/A	



ACTIVITY

Cumulative percentage of contracted UDA delivered 2018 & 2019



Adjusted Scheduled Activity (UDA)

Month	2018	2019
April	0	0
May	0	0
June	0	0
July	0	0
August	0	0
September	0	365
October	0	632
November	0	808
December	0	983
January	0	1,397
February	0	1,566
March	0	1,860
April	0	
May	0	
June	0	

QUALITY

	Quantity	Base Number	Contract	AT	Region	England
% of FP17s for the same patient ID Re-attending within 3 months - Children	2	195	1.0%	8.9%	11.3%	11.8%
% of FP17s for the same patient ID Re-attending within 3 months - Adults	19	1,388	1.4%	13.1%	15.4%	15.7%
% of FP17s for the same patient ID Re-attending between 3 & 9 months - Children	0	195	0.0%	62.1%	61.3%	58.9%
% of FP17s for the same patient ID Re-attending between 3 & 9 months - Adults	1	1,388	0.1%	52.3%	52.1%	50.8%
% of FP17s for Band 1 Urgent Courses	1,568	1,583	99.1%	8.4%	9.5%	9.1%
% of FP17s Relating to Free Repair or Replacements	0	1,583	0.0%	0.7%	0.6%	0.8%
% of FP17s Relating to Continuations	0	1,583	0.0%	0.7%	0.8%	0.9%
% of Patients satisfied with the dentistry they have received	1	1	N/A	93.4%	92.4%	92.5%
% of Patients satisfied with the time they had to wait for an appointment	1	1	N/A	85.3%	86.3%	87.0%

* This is based on patients treated on this contract for their most recent course of treatment.

Figures in italics indicate the base number of FP17s or Patient Questionnaire responses are less than 100. N/A is shown where the base number of responses is less than 10 during the period. % is calculated as Quantity/Base number*100

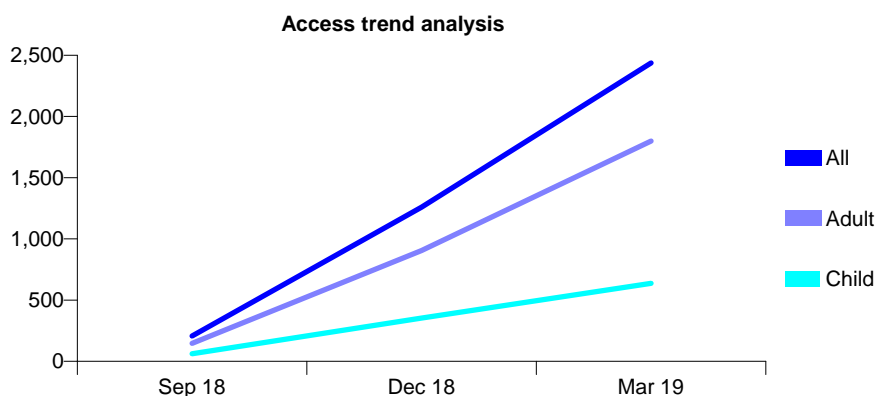
Q64 - Vital Signs At a Glance Contract Report for 100856/0000 - March 2019

Name or company name	Melksham Bank Street Dental Practice
Contract type name	GDS Contract
Purpose of contract	General
Contract start date	01/08/2018
Contract end date	

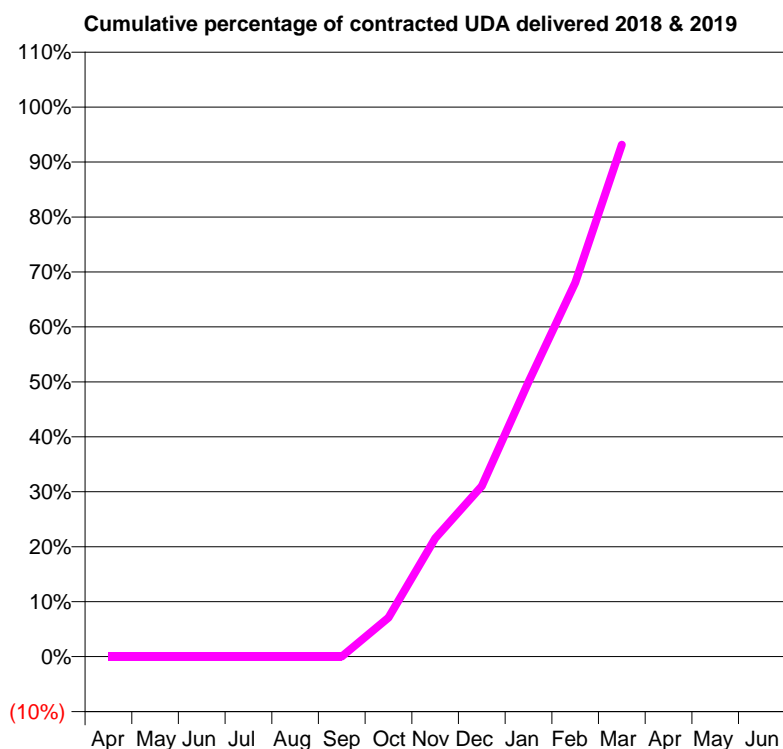
18/19 Contracted general activity (UDA)	5,333
Carry forward general activity (UDA)	0
18/19 Contracted orthodontic activity (UOA)	0
Carry forward orthodontic activity (UOA)	0
Baseline contract value	£142,941.03

ACCESS*

Patients seen in 24 months	Total	Change since previous quarter
Quarter ending March 2018	0	
Quarter ending June 2018	0	
Quarter ending September 2018	208	↑
Quarter ending December 2018	1,260	↑
Quarter ending March 2019	2,437	↑
Variance since March 2018	N/A	



ACTIVITY



Month	Adjusted Scheduled Activity (UDA)	
	2018	2019
April	0	0
May	0	0
June	0	0
July	0	0
August	0	0
September	0	0
October	0	378
November	0	1,149
December	0	1,655
January	0	2,667
February	0	3,628
March	0	4,967
April	0	
May	0	
June	0	

QUALITY

	Quantity	Base Number	Contract	AT	Region	England
% of FP17s for the same patient ID Re-attending within 3 months - Children	29	716	4.1%	8.9%	11.3%	11.8%
% of FP17s for the same patient ID Re-attending within 3 months - Adults	190	2,099	9.1%	13.1%	15.4%	15.7%
% of FP17s for the same patient ID Re-attending between 3 & 9 months - Children	51	716	7.1%	62.1%	61.3%	58.9%
% of FP17s for the same patient ID Re-attending between 3 & 9 months - Adults	110	2,099	5.2%	52.3%	52.1%	50.8%
% of FP17s for Band 1 Urgent Courses	370	2,815	13.1%	8.4%	9.5%	9.1%
% of FP17s Relating to Free Repair or Replacements	3	2,815	0.1%	0.7%	0.6%	0.8%
% of FP17s Relating to Continuations	6	2,815	0.2%	0.7%	0.8%	0.9%
% of Patients satisfied with the dentistry they have received	5	5	N/A	93.4%	92.4%	92.5%
% of Patients satisfied with the time they had to wait for an appointment	5	5	N/A	85.3%	86.3%	87.0%

* This is based on patients treated on this contract for their most recent course of treatment. Figures in italics indicate the base number of FP17s or Patient Questionnaire responses are less than 100. N/A is shown where the base number of responses is less than 10 during the period. % is calculated as Quantity/Base number*100

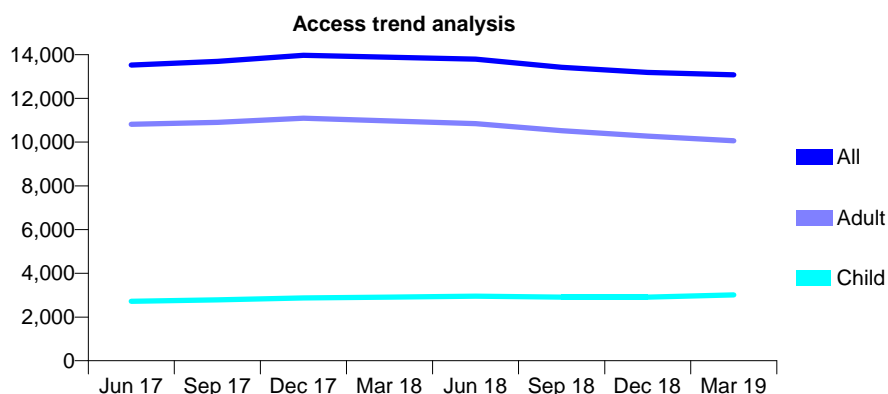
Q64 - Vital Signs At a Glance Contract Report for 101192/0008 - March 2019

Name or company name	Community Dental Centres Ltd
Contract type name	GDS Contract
Purpose of contract	General
Contract start date	01/04/2006
Contract end date	

18/19 Contracted general activity (UDA)	35,500
Carry forward general activity (UDA)	0
18/19 Contracted orthodontic activity (UOA)	0
Carry forward orthodontic activity (UOA)	0
Baseline contract value	£863,941.17

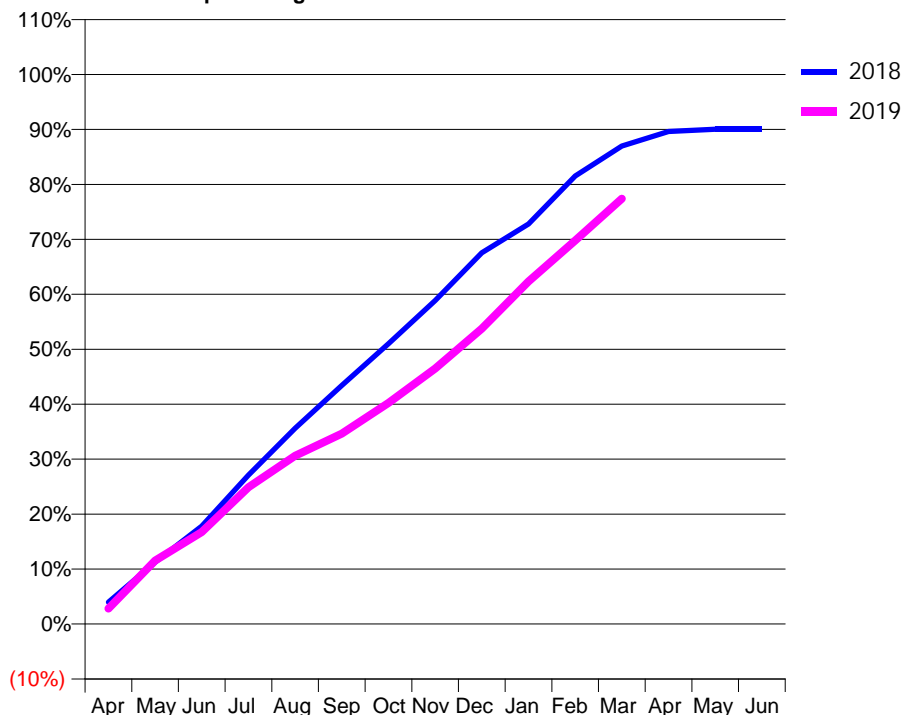
ACCESS*

Patients seen in 24 months	Total	Change since previous quarter
Quarter ending March 2018	13,879	
Quarter ending June 2018	13,798	→
Quarter ending September 2018	13,426	↓
Quarter ending December 2018	13,188	↓
Quarter ending March 2019	13,077	→
Variance since March 2018	(5.8%)	↓



ACTIVITY

Cumulative percentage of contracted UDA delivered 2018 & 2019



Adjusted Scheduled Activity (UDA)

Month	2018	2019
April	1,412	992
May	3,995	4,104
June	6,315	5,936
July	9,616	8,838
August	12,649	10,874
September	15,411	12,298
October	18,111	14,286
November	20,894	16,506
December	23,979	19,074
January	25,839	22,123
February	28,941	24,772
March	30,876	27,479
April	31,820	
May	31,957	
June	31,957	

QUALITY

	Quantity	Base Number	Contract	AT	Region	England
% of FP17s for the same patient ID Re-attending within 3 months - Children	171	3,996	4.3%	8.9%	11.3%	11.8%
% of FP17s for the same patient ID Re-attending within 3 months - Adults	1,066	11,087	9.6%	13.1%	15.4%	15.7%
% of FP17s for the same patient ID Re-attending between 3 & 9 months - Children	2,113	3,996	52.9%	62.1%	61.3%	58.9%
% of FP17s for the same patient ID Re-attending between 3 & 9 months - Adults	5,370	11,087	48.4%	52.3%	52.1%	50.8%
% of FP17s for Band 1 Urgent Courses	1,074	14,455	7.4%	8.4%	9.5%	9.1%
% of FP17s Relating to Free Repair or Replacements	52	14,455	0.4%	0.7%	0.6%	0.8%
% of FP17s Relating to Continuations	77	14,455	0.5%	0.7%	0.8%	0.9%
% of Patients satisfied with the dentistry they have received	11	11	100.0%	93.4%	92.4%	92.5%
% of Patients satisfied with the time they had to wait for an appointment	10	11	90.9%	85.3%	86.3%	87.0%

* This is based on patients treated on this contract for their most recent course of treatment.

Figures in italics indicate the base number of FP17s or Patient Questionnaire responses are less than 100. N/A is shown where the base number of responses is less than 10 during the period. % is calculated as Quantity/Base number*100

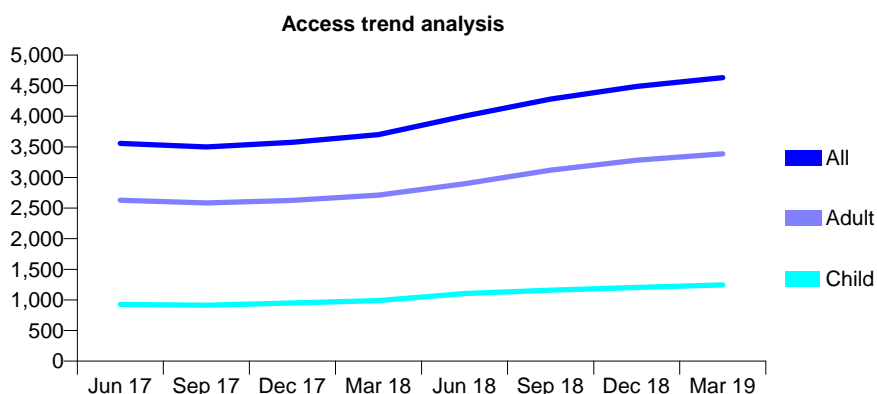
Q64 - Vital Signs At a Glance Contract Report for 101192/0010 - March 2019

Name or company name	Community Dental Centres Ltd
Contract type name	GDS Contract
Purpose of contract	General
Contract start date	01/11/2008
Contract end date	

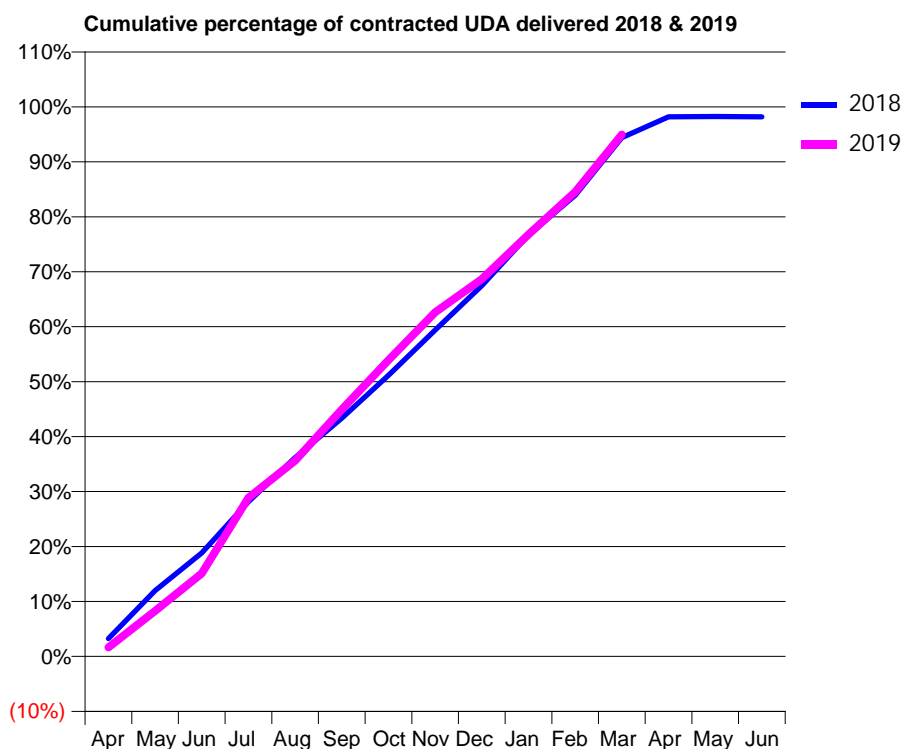
18/19 Contracted general activity (UDA)	14,984
Carry forward general activity (UDA)	218
18/19 Contracted orthodontic activity (UOA)	0
Carry forward orthodontic activity (UOA)	0
Baseline contract value	£362,147.62

ACCESS*

Patients seen in 24 months	Total	Change since previous quarter
Quarter ending March 2018	3,701	
Quarter ending June 2018	4,003	↑
Quarter ending September 2018	4,280	↑
Quarter ending December 2018	4,486	↑
Quarter ending March 2019	4,631	↑
Variance since March 2018	25.1%	↑



ACTIVITY



Month	Adjusted Scheduled Activity (UDA)	
	2018	2019
April	393	247
May	1,442	1,242
June	2,268	2,264
July	3,389	4,324
August	4,359	5,340
September	5,222	6,732
October	6,160	8,077
November	7,154	9,383
December	8,126	10,289
January	9,237	11,501
February	10,108	12,666
March	11,367	14,226
April	11,825	
May	11,832	
June	11,826	

QUALITY

	Quantity	Base Number	Contract	AT	Region	England
% of FP17s for the same patient ID Re-attending within 3 months - Children	89	1,759	5.1%	8.9%	11.3%	11.8%
% of FP17s for the same patient ID Re-attending within 3 months - Adults	539	4,613	11.7%	13.1%	15.4%	15.7%
% of FP17s for the same patient ID Re-attending between 3 & 9 months - Children	910	1,759	51.7%	62.1%	61.3%	58.9%
% of FP17s for the same patient ID Re-attending between 3 & 9 months - Adults	1,993	4,613	43.2%	52.3%	52.1%	50.8%
% of FP17s for Band 1 Urgent Courses	460	6,193	7.4%	8.4%	9.5%	9.1%
% of FP17s Relating to Free Repair or Replacements	7	6,193	0.1%	0.7%	0.6%	0.8%
% of FP17s Relating to Continuations	46	6,193	0.7%	0.7%	0.8%	0.9%
% of Patients satisfied with the dentistry they have received	3	3	N/A	93.4%	92.4%	92.5%
% of Patients satisfied with the time they had to wait for an appointment	2	3	N/A	85.3%	86.3%	87.0%

* This is based on patients treated on this contract for their most recent course of treatment. Figures in italics indicate the base number of FP17s or Patient Questionnaire responses are less than 100. N/A is shown where the base number of responses is less than 10 during the period. % is calculated as Quantity/Base number*100

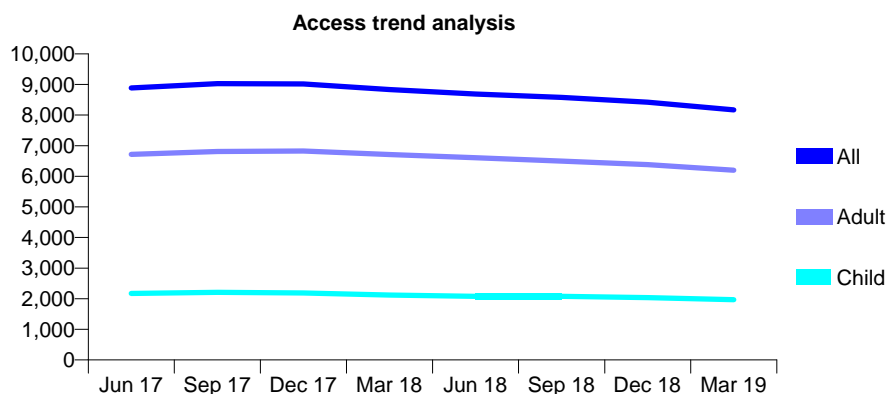
Q64 - Vital Signs At a Glance Contract Report for 101281/0022 - March 2019

Name or company name	OASIS DENTAL CARE LTD
Contract type name	PDS Contract
Purpose of contract	General
Contract start date	01/04/2006
Contract end date	17/05/2020

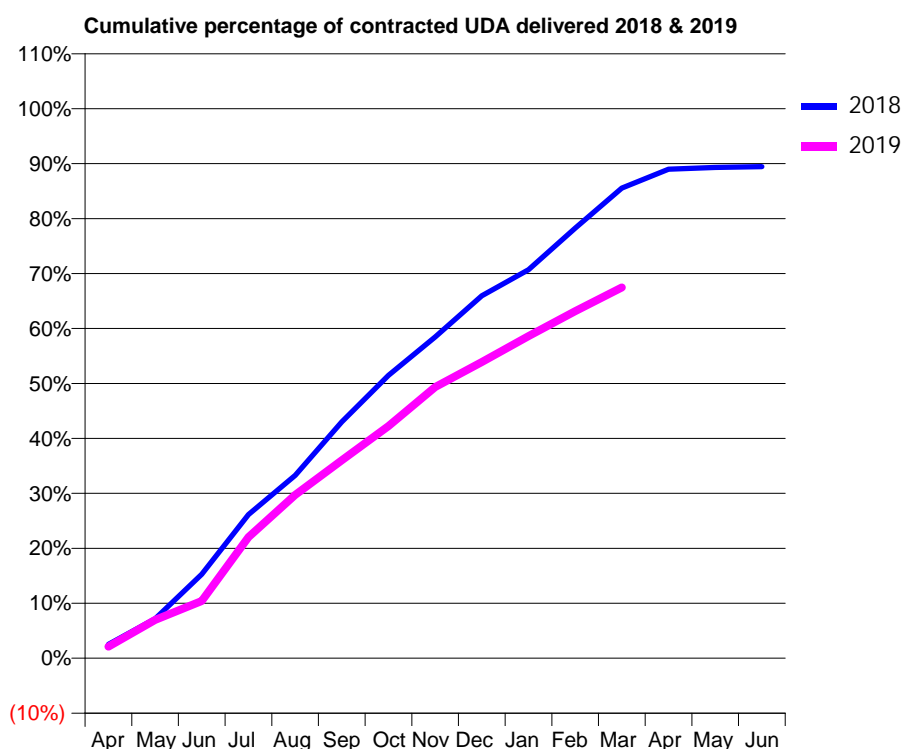
18/19 Contracted general activity (UDA)	26,000
Carry forward general activity (UDA)	0
18/19 Contracted orthodontic activity (UOA)	0
Carry forward orthodontic activity (UOA)	0
Baseline contract value	£617,805.86

ACCESS*

Patients seen in 24 months	Total	Change since previous quarter
Quarter ending March 2018	8,835	
Quarter ending June 2018	8,687	↓
Quarter ending September 2018	8,576	↓
Quarter ending December 2018	8,420	↓
Quarter ending March 2019	8,166	↓
Variance since March 2018	(7.6%)	↓



ACTIVITY



Month	Adjusted Scheduled Activity (UDA)	
	2018	2019
April	659	553
May	1,863	1,816
June	3,973	2,713
July	6,797	5,734
August	8,651	7,724
September	11,183	9,364
October	13,383	10,983
November	15,201	12,829
December	17,144	14,013
January	18,381	15,243
February	20,352	16,419
March	22,245	17,545
April	23,135	
May	23,225	
June	23,256	

QUALITY

	Quantity	Base Number	Contract	AT	Region	England
% of FP17s for the same patient ID Re-attending within 3 months - Children	184	2,480	7.4%	8.9%	11.3%	11.8%
% of FP17s for the same patient ID Re-attending within 3 months - Adults	1,034	7,488	13.8%	13.1%	15.4%	15.7%
% of FP17s for the same patient ID Re-attending between 3 & 9 months - Children	1,332	2,480	53.7%	62.1%	61.3%	58.9%
% of FP17s for the same patient ID Re-attending between 3 & 9 months - Adults	3,681	7,488	49.2%	52.3%	52.1%	50.8%
% of FP17s for Band 1 Urgent Courses	1,256	9,527	13.2%	8.4%	9.5%	9.1%
% of FP17s Relating to Free Repair or Replacements	38	9,527	0.4%	0.7%	0.6%	0.8%
% of FP17s Relating to Continuations	47	9,527	0.5%	0.7%	0.8%	0.9%
% of Patients satisfied with the dentistry they have received	5	6	N/A	93.4%	92.4%	92.5%
% of Patients satisfied with the time they had to wait for an appointment	6	6	N/A	85.3%	86.3%	87.0%

* This is based on patients treated on this contract for their most recent course of treatment.

Figures in italics indicate the base number of FP17s or Patient Questionnaire responses are less than 100. N/A is shown where the base number of responses is less than 10 during the period. % is calculated as Quantity/Base number*100

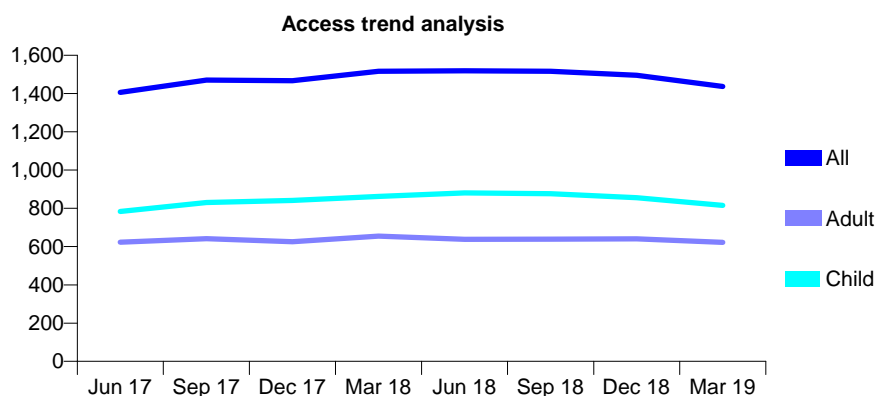
Q64 - Vital Signs At a Glance Contract Report for 101281/0110 - March 2019

Name or company name	OASIS DENTAL CARE LTD
Contract type name	PDS Contract
Purpose of contract	General
Contract start date	01/04/2006
Contract end date	31/03/2019

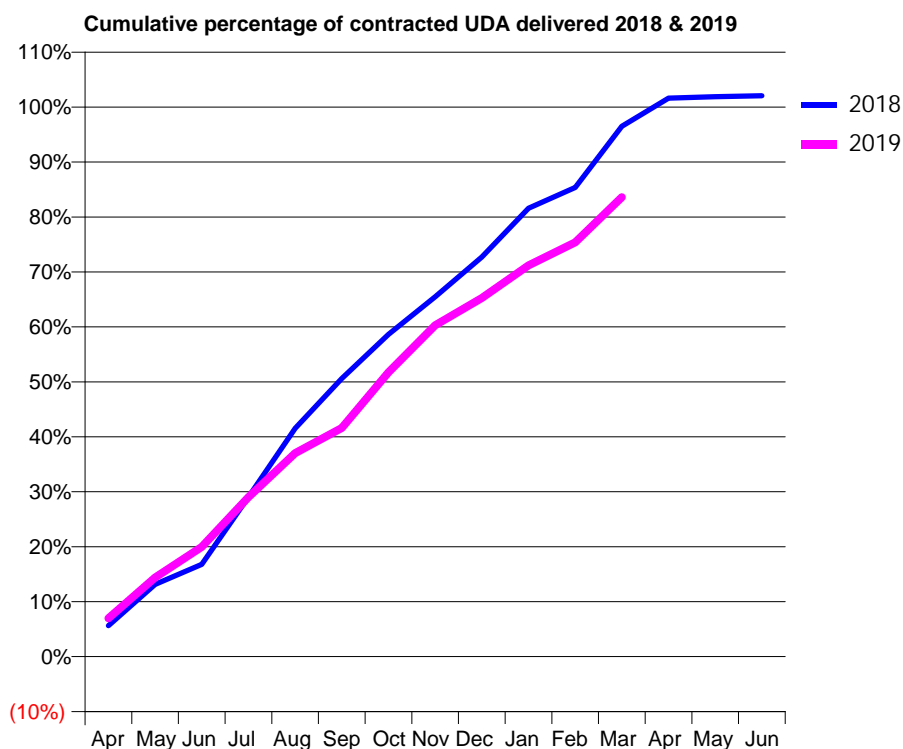
18/19 Contracted general activity (UDA)	3,915
Carry forward general activity (UDA)	-78
18/19 Contracted orthodontic activity (UOA)	0
Carry forward orthodontic activity (UOA)	0
Baseline contract value	£93,080.14

ACCESS*

Patients seen in 24 months	Total	Change since previous quarter
Quarter ending March 2018	1,516	
Quarter ending June 2018	1,519	→
Quarter ending September 2018	1,516	→
Quarter ending December 2018	1,496	↓
Quarter ending March 2019	1,437	↓
Variance since March 2018	(5.2%)	↓



ACTIVITY



Month	Adjusted Scheduled Activity (UDA)	
	2018	2019
April	221	273
May	516	564
June	657	781
July	1,138	1,137
August	1,627	1,450
September	1,982	1,629
October	2,296	2,025
November	2,564	2,361
December	2,847	2,554
January	3,194	2,787
February	3,342	2,951
March	3,778	3,273
April	3,979	
May	3,989	
June	3,996	

QUALITY

	Quantity	Base Number	Contract	AT	Region	England
% of FP17s for the same patient ID Re-attending within 3 months - Children	105	1,217	8.6%	8.9%	11.3%	11.8%
% of FP17s for the same patient ID Re-attending within 3 months - Adults	136	691	19.7%	13.1%	15.4%	15.7%
% of FP17s for the same patient ID Re-attending between 3 & 9 months - Children	666	1,217	54.7%	62.1%	61.3%	58.9%
% of FP17s for the same patient ID Re-attending between 3 & 9 months - Adults	275	691	39.8%	52.3%	52.1%	50.8%
% of FP17s for Band 1 Urgent Courses	232	1,803	12.9%	8.4%	9.5%	9.1%
% of FP17s Relating to Free Repair or Replacements	12	1,803	0.7%	0.7%	0.6%	0.8%
% of FP17s Relating to Continuations	0	1,803	0.0%	0.7%	0.8%	0.9%
% of Patients satisfied with the dentistry they have received	0	0	N/A	93.4%	92.4%	92.5%
% of Patients satisfied with the time they had to wait for an appointment	0	0	N/A	85.3%	86.3%	87.0%

* This is based on patients treated on this contract for their most recent course of treatment. Figures in italics indicate the base number of FP17s or Patient Questionnaire responses are less than 100. N/A is shown where the base number of responses is less than 10 during the period. % is calculated as Quantity/Base number*100

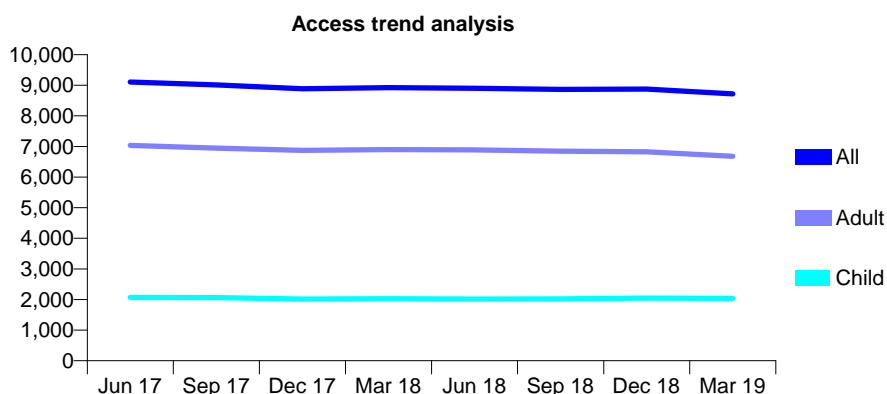
Q64 - Vital Signs At a Glance Contract Report for 101281/0188 - March 2019

Name or company name	OASIS DENTAL CARE LTD
Contract type name	GDS Contract
Purpose of contract	General
Contract start date	23/10/2008
Contract end date	

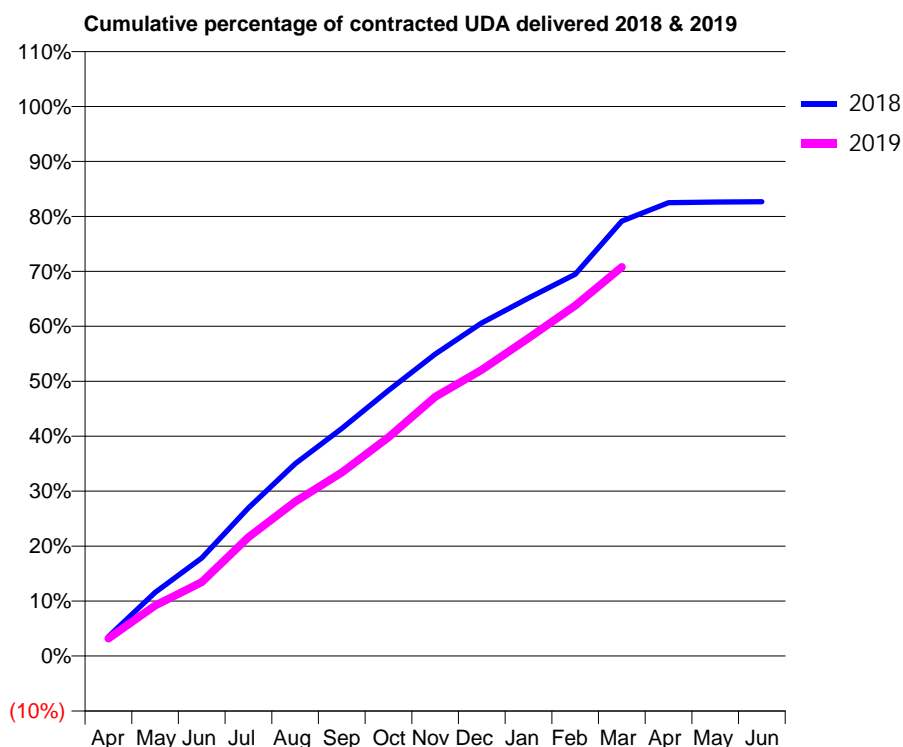
18/19 Contracted general activity (UDA)	32,000
Carry forward general activity (UDA)	0
18/19 Contracted orthodontic activity (UOA)	0
Carry forward orthodontic activity (UOA)	0
Baseline contract value	£767,985.04

ACCESS*

Patients seen in 24 months	Total	Change since previous quarter
Quarter ending March 2018	8,921	
Quarter ending June 2018	8,906	→
Quarter ending September 2018	8,866	→
Quarter ending December 2018	8,874	→
Quarter ending March 2019	8,715	↓
Variance since March 2018	(2.3%)	↓



ACTIVITY



Month	Adjusted Scheduled Activity (UDA)	
	2018	2019
April	1,140	1,023
May	3,711	2,938
June	5,709	4,297
July	8,620	6,923
August	11,201	8,985
September	13,251	10,684
October	15,467	12,742
November	17,584	15,095
December	19,399	16,668
January	20,847	18,520
February	22,230	20,405
March	25,323	22,651
April	26,398	
May	26,439	
June	26,455	

QUALITY

	Quantity	Base Number	Contract	AT	Region	England
% of FP17s for the same patient ID Re-attending within 3 months - Children	181	2,839	6.4%	8.9%	11.3%	11.8%
% of FP17s for the same patient ID Re-attending within 3 months - Adults	1,360	9,762	13.9%	13.1%	15.4%	15.7%
% of FP17s for the same patient ID Re-attending between 3 & 9 months - Children	1,760	2,839	62.0%	62.1%	61.3%	58.9%
% of FP17s for the same patient ID Re-attending between 3 & 9 months - Adults	5,936	9,762	60.8%	52.3%	52.1%	50.8%
% of FP17s for Band 1 Urgent Courses	1,067	12,118	8.8%	8.4%	9.5%	9.1%
% of FP17s Relating to Free Repair or Replacements	176	12,118	1.5%	0.7%	0.6%	0.8%
% of FP17s Relating to Continuations	112	12,118	0.9%	0.7%	0.8%	0.9%
% of Patients satisfied with the dentistry they have received	4	5	N/A	93.4%	92.4%	92.5%
% of Patients satisfied with the time they had to wait for an appointment	3	5	N/A	85.3%	86.3%	87.0%

* This is based on patients treated on this contract for their most recent course of treatment.

Figures in italics indicate the base number of FP17s or Patient Questionnaire responses are less than 100. N/A is shown where the base number of responses is less than 10 during the period. % is calculated as Quantity/Base number*100

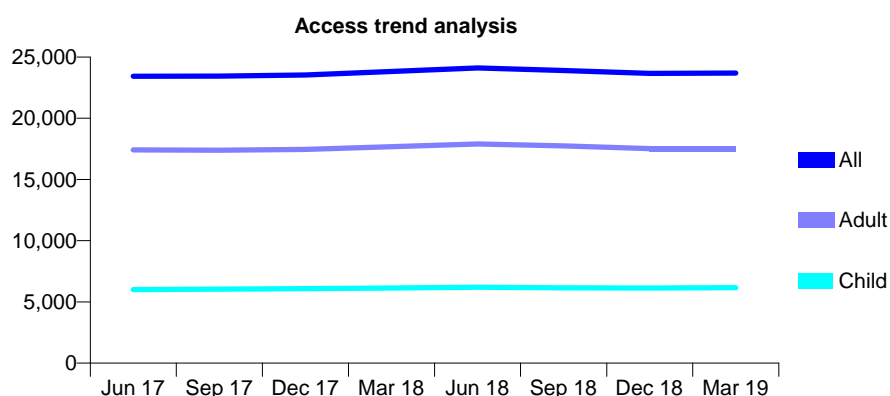
Q64 - Vital Signs At a Glance Contract Report for 101338/0028 - March 2019

Name or company name	Whitecross Dental Care Limited
Contract type name	GDS Contract
Purpose of contract	General
Contract start date	01/04/2006
Contract end date	

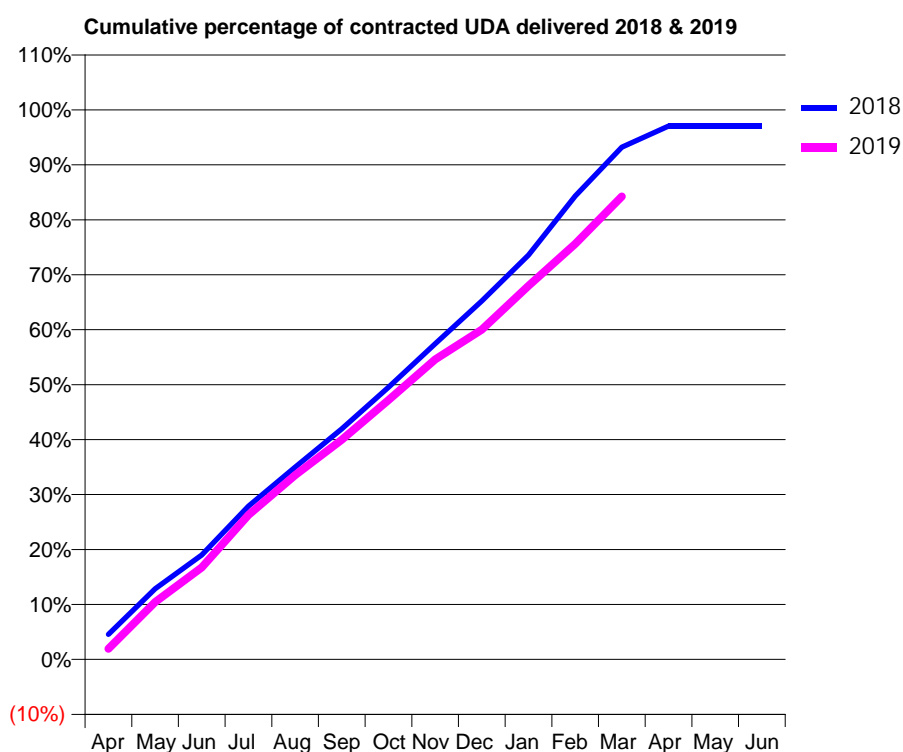
18/19 Contracted general activity (UDA)	64,500
Carry forward general activity (UDA)	1,895
18/19 Contracted orthodontic activity (UOA)	0
Carry forward orthodontic activity (UOA)	0
Baseline contract value	£1,522,012.65

ACCESS*

Patients seen in 24 months	Total	Change since previous quarter
Quarter ending March 2018	23,814	
Quarter ending June 2018	24,109	→
Quarter ending September 2018	23,900	→
Quarter ending December 2018	23,669	→
Quarter ending March 2019	23,684	→
Variance since March 2018	(0.5%)	→



ACTIVITY



Month	Adjusted Scheduled Activity (UDA)	
	2018	2019
April	2,954	1,265
May	8,289	6,737
June	12,257	10,795
July	17,989	16,957
August	22,582	21,626
September	27,053	25,783
October	31,935	30,435
November	37,055	35,202
December	42,060	38,695
January	47,451	43,849
February	54,380	48,771
March	60,117	54,340
April	62,607	
May	62,604	
June	62,605	

QUALITY

	Quantity	Base Number	Contract	AT	Region	England
% of FP17s for the same patient ID Re-attending within 3 months - Children	429	8,723	4.9%	8.9%	11.3%	11.8%
% of FP17s for the same patient ID Re-attending within 3 months - Adults	1,705	19,163	8.9%	13.1%	15.4%	15.7%
% of FP17s for the same patient ID Re-attending between 3 & 9 months - Children	5,212	8,723	59.8%	62.1%	61.3%	58.9%
% of FP17s for the same patient ID Re-attending between 3 & 9 months - Adults	8,666	19,163	45.2%	52.3%	52.1%	50.8%
% of FP17s for Band 1 Urgent Courses	1,253	26,936	4.7%	8.4%	9.5%	9.1%
% of FP17s Relating to Free Repair or Replacements	171	26,936	0.6%	0.7%	0.6%	0.8%
% of FP17s Relating to Continuations	261	26,936	1.0%	0.7%	0.8%	0.9%
% of Patients satisfied with the dentistry they have received	14	16	87.5%	93.4%	92.4%	92.5%
% of Patients satisfied with the time they had to wait for an appointment	15	16	93.8%	85.3%	86.3%	87.0%

* This is based on patients treated on this contract for their most recent course of treatment. Figures in italics indicate the base number of FP17s or Patient Questionnaire responses are less than 100. N/A is shown where the base number of responses is less than 10 during the period. % is calculated as Quantity/Base number*100

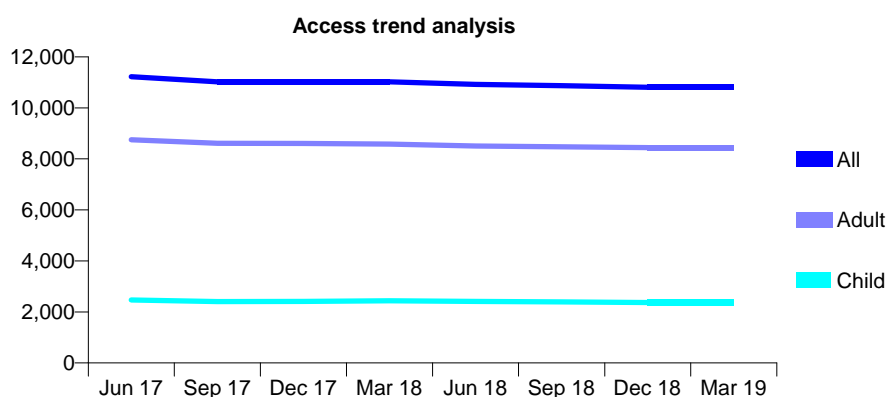
Q64 - Vital Signs At a Glance Contract Report for 101338/0031 - March 2019

Name or company name	Whitecross Dental Care Limited
Contract type name	GDS Contract
Purpose of contract	General
Contract start date	01/04/2006
Contract end date	

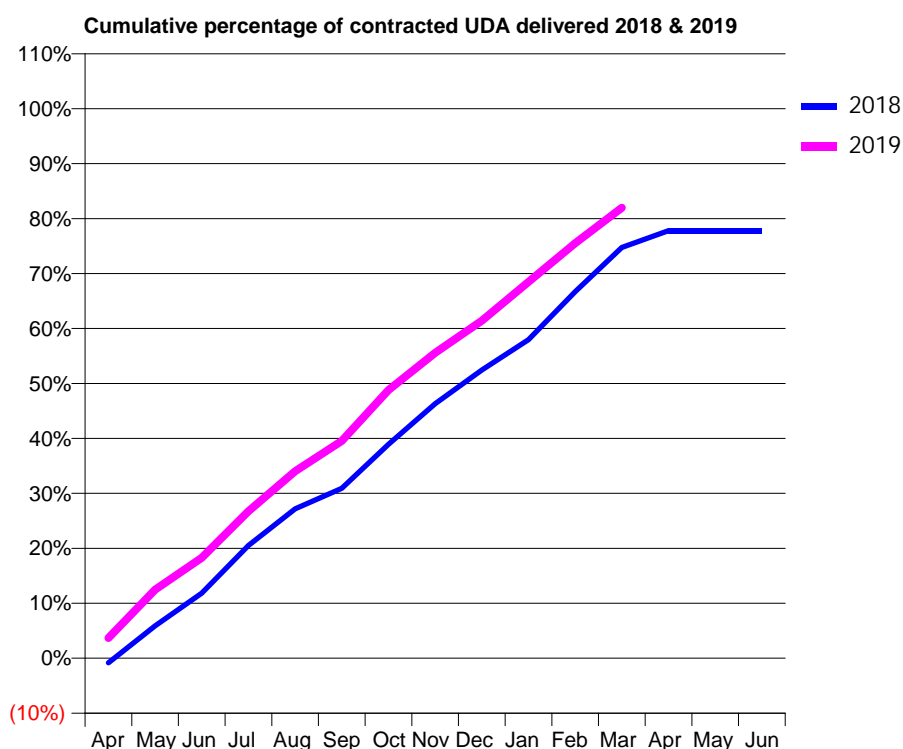
18/19 Contracted general activity (UDA)	33,300
Carry forward general activity (UDA)	0
18/19 Contracted orthodontic activity (UOA)	0
Carry forward orthodontic activity (UOA)	0
Baseline contract value	£812,294.50

ACCESS*

Patients seen in 24 months	Total	Change since previous quarter
Quarter ending March 2018	11,017	
Quarter ending June 2018	10,919	→
Quarter ending September 2018	10,869	→
Quarter ending December 2018	10,806	→
Quarter ending March 2019	10,807	→
Variance since March 2018	(1.9%)	↓



ACTIVITY



Month	Adjusted Scheduled Activity (UDA)	
	2018	2019
April	-286	1,233
May	1,968	4,158
June	3,949	6,090
July	6,835	8,911
August	9,052	11,334
September	10,288	13,167
October	12,959	16,251
November	15,424	18,511
December	17,458	20,446
January	19,302	22,808
February	22,211	25,151
March	24,894	27,296
April	25,910	
May	25,913	
June	25,913	

QUALITY

	Quantity	Base Number	Contract	AT	Region	England
% of FP17s for the same patient ID Re-attending within 3 months - Children	240	2,905	8.3%	8.9%	11.3%	11.8%
% of FP17s for the same patient ID Re-attending within 3 months - Adults	1,257	9,628	13.1%	13.1%	15.4%	15.7%
% of FP17s for the same patient ID Re-attending between 3 & 9 months - Children	964	2,905	33.2%	62.1%	61.3%	58.9%
% of FP17s for the same patient ID Re-attending between 3 & 9 months - Adults	3,273	9,628	34.0%	52.3%	52.1%	50.8%
% of FP17s for Band 1 Urgent Courses	913	12,131	7.5%	8.4%	9.5%	9.1%
% of FP17s Relating to Free Repair or Replacements	204	12,131	1.7%	0.7%	0.6%	0.8%
% of FP17s Relating to Continuations	261	12,131	2.2%	0.7%	0.8%	0.9%
% of Patients satisfied with the dentistry they have received	10	10	100.0%	93.4%	92.4%	92.5%
% of Patients satisfied with the time they had to wait for an appointment	10	10	100.0%	85.3%	86.3%	87.0%

* This is based on patients treated on this contract for their most recent course of treatment.

Figures in italics indicate the base number of FP17s or Patient Questionnaire responses are less than 100. N/A is shown where the base number of responses is less than 10 during the period. % is calculated as Quantity/Base number*100

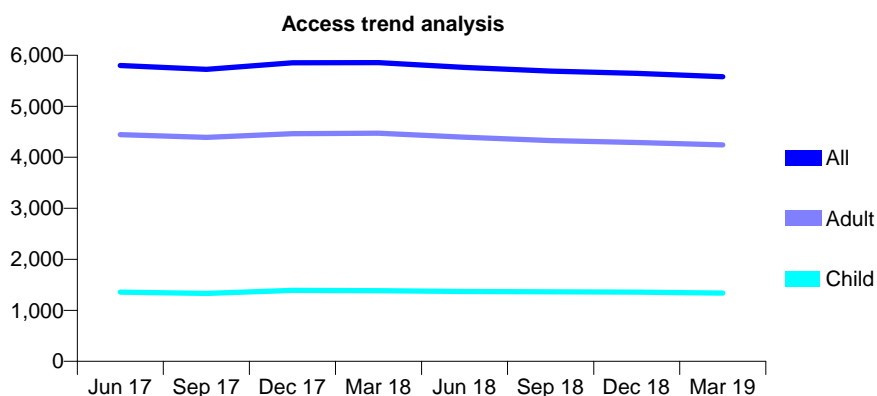
Q64 - Vital Signs At a Glance Contract Report for 101338/0109 - March 2019

Name or company name	Whitecross Dental Care Limited
Contract type name	GDS Contract
Purpose of contract	General
Contract start date	18/01/2010
Contract end date	

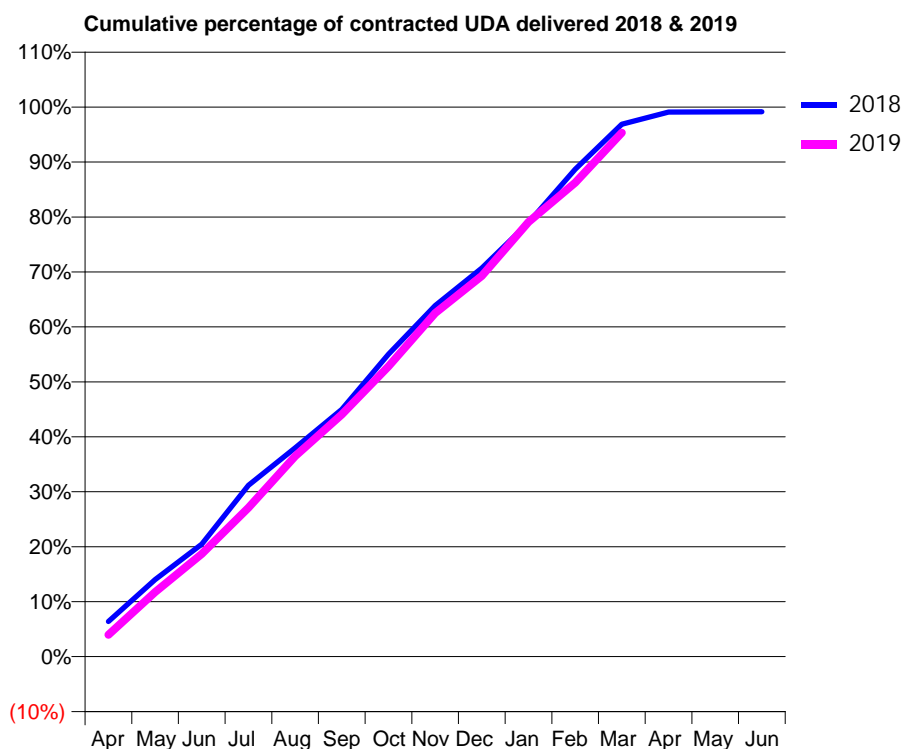
18/19 Contracted general activity (UDA)	13,023
Carry forward general activity (UDA)	112
18/19 Contracted orthodontic activity (UOA)	0
Carry forward orthodontic activity (UOA)	0
Baseline contract value	£348,987.48

ACCESS*

Patients seen in 24 months	Total	Change since previous quarter
Quarter ending March 2018	5,855	
Quarter ending June 2018	5,762	↓
Quarter ending September 2018	5,691	↓
Quarter ending December 2018	5,647	→
Quarter ending March 2019	5,580	↓
Variance since March 2018	(4.7%)	↓



ACTIVITY



Month	Adjusted Scheduled Activity (UDA)	
	2018	2019
April	832	519
May	1,827	1,530
June	2,665	2,432
July	4,059	3,529
August	4,948	4,753
September	5,858	5,739
October	7,165	6,878
November	8,320	8,142
December	9,207	9,021
January	10,281	10,299
February	11,549	11,233
March	12,617	12,414
April	12,904	
May	12,908	
June	12,911	

QUALITY

	Quantity	Base Number	Contract	AT	Region	England
% of FP17s for the same patient ID Re-attending within 3 months - Children	125	2,268	5.5%	8.9%	11.3%	11.8%
% of FP17s for the same patient ID Re-attending within 3 months - Adults	663	5,378	12.3%	13.1%	15.4%	15.7%
% of FP17s for the same patient ID Re-attending between 3 & 9 months - Children	1,652	2,268	72.8%	62.1%	61.3%	58.9%
% of FP17s for the same patient ID Re-attending between 3 & 9 months - Adults	1,856	5,378	34.5%	52.3%	52.1%	50.8%
% of FP17s for Band 1 Urgent Courses	605	7,477	8.1%	8.4%	9.5%	9.1%
% of FP17s Relating to Free Repair or Replacements	42	7,477	0.6%	0.7%	0.6%	0.8%
% of FP17s Relating to Continuations	119	7,477	1.6%	0.7%	0.8%	0.9%
% of Patients satisfied with the dentistry they have received	9	9	N/A	93.4%	92.4%	92.5%
% of Patients satisfied with the time they had to wait for an appointment	9	9	N/A	85.3%	86.3%	87.0%

* This is based on patients treated on this contract for their most recent course of treatment. Figures in italics indicate the base number of FP17s or Patient Questionnaire responses are less than 100. N/A is shown where the base number of responses is less than 10 during the period. % is calculated as Quantity/Base number*100

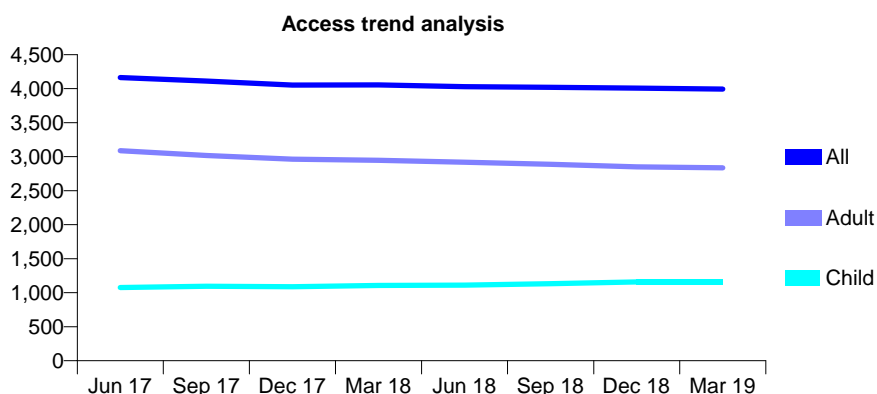
Q64 - Vital Signs At a Glance Contract Report for 101338/0110 - March 2019

Name or company name	Whitecross Dental Care Limited
Contract type name	GDS Contract
Purpose of contract	General
Contract start date	18/01/2010
Contract end date	

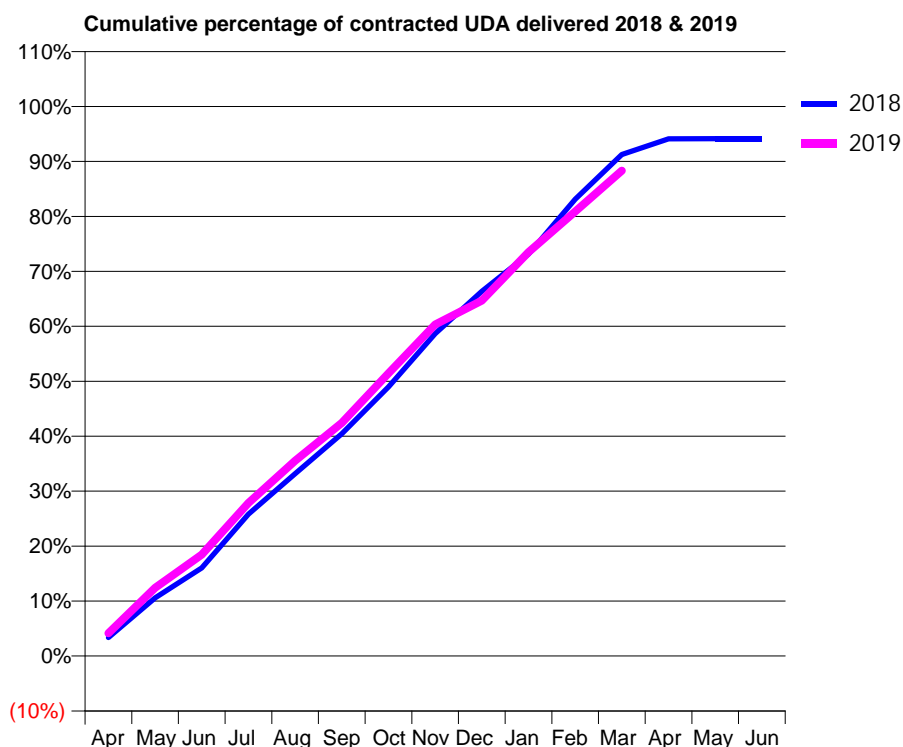
18/19 Contracted general activity (UDA)	11,079
Carry forward general activity (UDA)	0
18/19 Contracted orthodontic activity (UOA)	0
Carry forward orthodontic activity (UOA)	0
Baseline contract value	£296,884.05

ACCESS*

Patients seen in 24 months	Total	Change since previous quarter
Quarter ending March 2018	4,055	
Quarter ending June 2018	4,030	→
Quarter ending September 2018	4,021	→
Quarter ending December 2018	4,009	→
Quarter ending March 2019	3,996	→
Variance since March 2018	(1.5%)	↓



ACTIVITY



Month	Adjusted Scheduled Activity (UDA)	
	2018	2019
April	373	461
May	1,174	1,376
June	1,776	2,045
July	2,861	3,088
August	3,676	3,938
September	4,480	4,700
October	5,425	5,700
November	6,499	6,684
December	7,351	7,164
January	8,103	8,141
February	9,210	8,963
March	10,110	9,784
April	10,426	
May	10,431	
June	10,431	

QUALITY

	Quantity	Base Number	Contract	AT	Region	England
% of FP17s for the same patient ID Re-attending within 3 months - Children	66	1,783	3.7%	8.9%	11.3%	11.8%
% of FP17s for the same patient ID Re-attending within 3 months - Adults	282	4,196	6.7%	13.1%	15.4%	15.7%
% of FP17s for the same patient ID Re-attending between 3 & 9 months - Children	1,104	1,783	61.9%	62.1%	61.3%	58.9%
% of FP17s for the same patient ID Re-attending between 3 & 9 months - Adults	2,868	4,196	68.4%	52.3%	52.1%	50.8%
% of FP17s for Band 1 Urgent Courses	63	5,772	1.1%	8.4%	9.5%	9.1%
% of FP17s Relating to Free Repair or Replacements	18	5,772	0.3%	0.7%	0.6%	0.8%
% of FP17s Relating to Continuations	63	5,772	1.1%	0.7%	0.8%	0.9%
% of Patients satisfied with the dentistry they have received	6	8	N/A	93.4%	92.4%	92.5%
% of Patients satisfied with the time they had to wait for an appointment	6	8	N/A	85.3%	86.3%	87.0%

* This is based on patients treated on this contract for their most recent course of treatment. Figures in italics indicate the base number of FP17s or Patient Questionnaire responses are less than 100. N/A is shown where the base number of responses is less than 10 during the period. % is calculated as Quantity/Base number*100

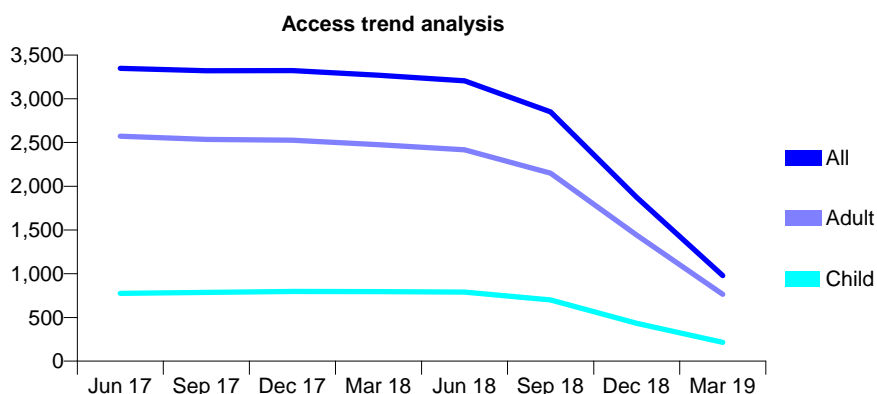
Q64 - Vital Signs At a Glance Contract Report for 101338/0112 - March 2019

Name or company name	Whitecross Dental Care Limited
Contract type name	GDS Contract
Purpose of contract	General
Contract start date	23/02/2010
Contract end date	31/07/2018

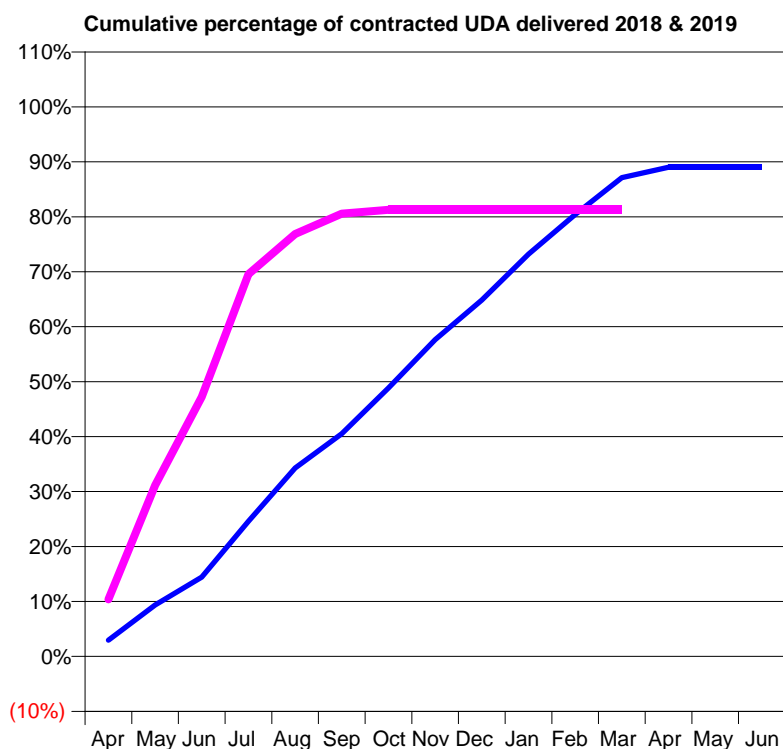
18/19 Contracted general activity (UDA)	2,667
Carry forward general activity (UDA)	0
18/19 Contracted orthodontic activity (UOA)	0
Carry forward orthodontic activity (UOA)	0
Baseline contract value	£71,470.51

ACCESS*

Patients seen in 24 months	Total	Change since previous quarter
Quarter ending March 2018	3,269	
Quarter ending June 2018	3,205	↓
Quarter ending September 2018	2,849	↓
Quarter ending December 2018	1,873	↓
Quarter ending March 2019	979	↓
Variance since March 2018	(70.1%)	↓



ACTIVITY



Month	2018	2019
April	238	277
May	750	831
June	1,155	1,259
July	1,968	1,855
August	2,744	2,050
September	3,244	2,148
October	3,908	2,167
November	4,612	2,167
December	5,187	2,167
January	5,856	2,167
February	6,435	2,167
March	6,971	2,167
April	7,121	-
May	7,121	-
June	7,121	-

QUALITY

	Quantity	Base Number	Contract	AT	Region	England
% of FP17s for the same patient ID Re-attending within 3 months - Children	9	372	2.4%	8.9%	11.3%	11.8%
% of FP17s for the same patient ID Re-attending within 3 months - Adults	99	1,066	9.3%	13.1%	15.4%	15.7%
% of FP17s for the same patient ID Re-attending between 3 & 9 months - Children	267	372	71.8%	62.1%	61.3%	58.9%
% of FP17s for the same patient ID Re-attending between 3 & 9 months - Adults	687	1,066	64.4%	52.3%	52.1%	50.8%
% of FP17s for Band 1 Urgent Courses	116	1,355	8.6%	8.4%	9.5%	9.1%
% of FP17s Relating to Free Repair or Replacements	0	1,355	0.0%	0.7%	0.6%	0.8%
% of FP17s Relating to Continuations	8	1,355	0.6%	0.7%	0.8%	0.9%
% of Patients satisfied with the dentistry they have received	1	1	N/A	93.4%	92.4%	92.5%
% of Patients satisfied with the time they had to wait for an appointment	1	1	N/A	85.3%	86.3%	87.0%

* This is based on patients treated on this contract for their most recent course of treatment. Figures in italics indicate the base number of FP17s or Patient Questionnaire responses are less than 100. N/A is shown where the base number of responses is less than 10 during the period. % is calculated as Quantity/Base number*100

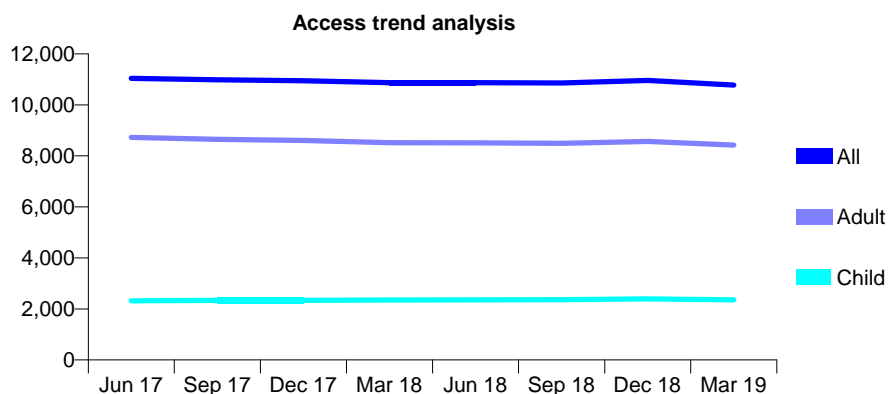
Q64 - Vital Signs At a Glance Contract Report for 101370/0075 - March 2019

Name or company name	Petrie Tucker & Partners Ltd
Contract type name	GDS Contract
Purpose of contract	General
Contract start date	01/04/2007
Contract end date	

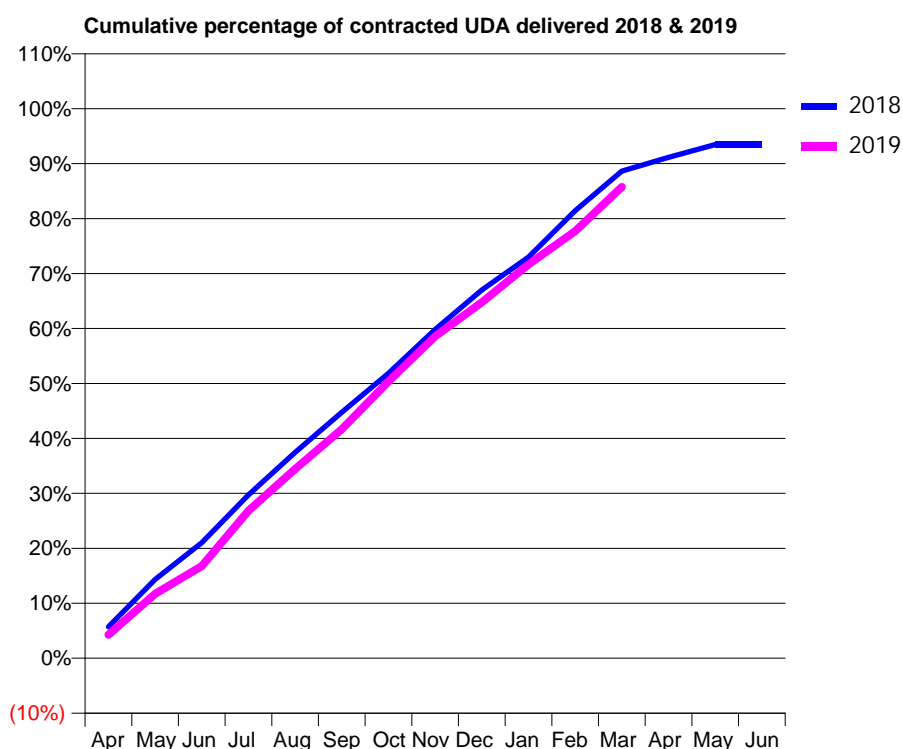
18/19 Contracted general activity (UDA)	32,500
Carry forward general activity (UDA)	0
18/19 Contracted orthodontic activity (UOA)	0
Carry forward orthodontic activity (UOA)	0
Baseline contract value	£704,414.83

ACCESS*

Patients seen in 24 months	Total	Change since previous quarter
Quarter ending March 2018	10,873	
Quarter ending June 2018	10,866	→
Quarter ending September 2018	10,855	→
Quarter ending December 2018	10,959	→
Quarter ending March 2019	10,779	↓
Variance since March 2018	(0.9%)	→



ACTIVITY



Month	2018	2019
April	1,855	1,393
May	4,663	3,810
June	6,822	5,446
July	9,660	8,718
August	12,178	11,195
September	14,544	13,537
October	16,851	16,370
November	19,444	19,031
December	21,772	21,048
January	23,724	23,287
February	26,465	25,260
March	28,808	27,865
April	29,618	
May	30,374	
June	30,375	

QUALITY

	Quantity	Base Number	Contract	AT	Region	England
% of FP17s for the same patient ID Re-attending within 3 months - Children	89	3,568	2.5%	8.9%	11.3%	11.8%
% of FP17s for the same patient ID Re-attending within 3 months - Adults	796	11,414	7.0%	13.1%	15.4%	15.7%
% of FP17s for the same patient ID Re-attending between 3 & 9 months - Children	2,231	3,568	62.5%	62.1%	61.3%	58.9%
% of FP17s for the same patient ID Re-attending between 3 & 9 months - Adults	5,680	11,414	49.8%	52.3%	52.1%	50.8%
% of FP17s for Band 1 Urgent Courses	309	14,570	2.1%	8.4%	9.5%	9.1%
% of FP17s Relating to Free Repair or Replacements	26	14,570	0.2%	0.7%	0.6%	0.8%
% of FP17s Relating to Continuations	157	14,570	1.1%	0.7%	0.8%	0.9%
% of Patients satisfied with the dentistry they have received	12	12	100.0%	93.4%	92.4%	92.5%
% of Patients satisfied with the time they had to wait for an appointment	11	12	91.7%	85.3%	86.3%	87.0%

* This is based on patients treated on this contract for their most recent course of treatment.

Figures in italics indicate the base number of FP17s or Patient Questionnaire responses are less than 100. N/A is shown where the base number of responses is less than 10 during the period. % is calculated as Quantity/Base number*100

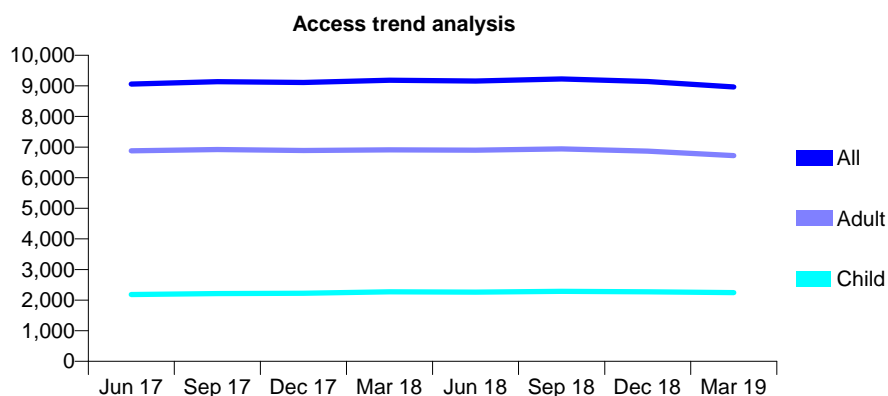
Q64 - Vital Signs At a Glance Contract Report for 101435/0034 - March 2019

Name or company name	IDH Limited
Contract type name	GDS Contract
Purpose of contract	General
Contract start date	01/04/2006
Contract end date	

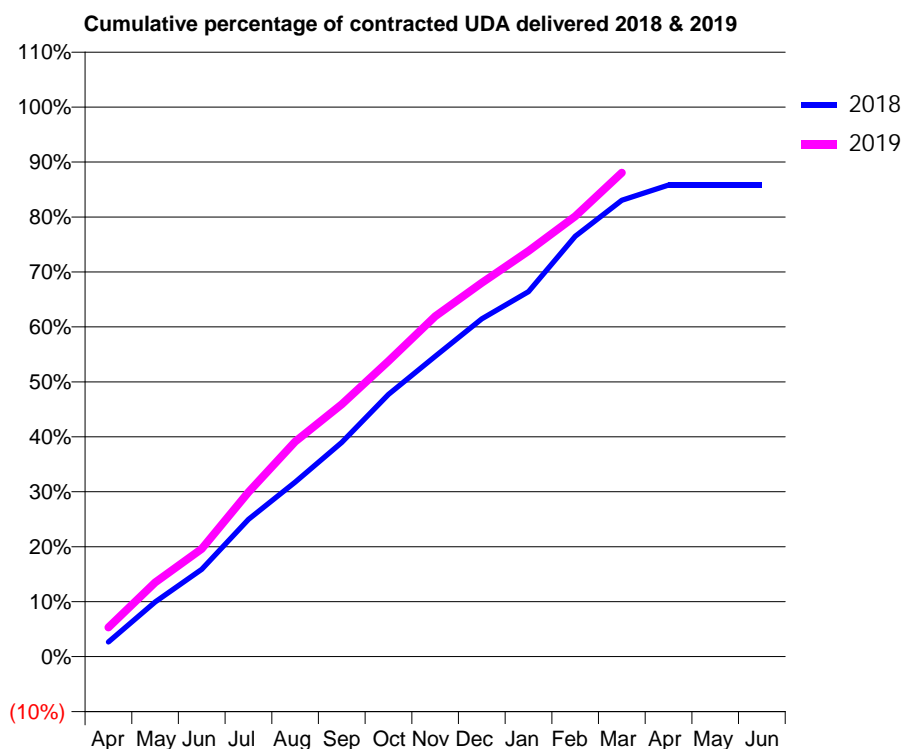
18/19 Contracted general activity (UDA)	25,000
Carry forward general activity (UDA)	0
18/19 Contracted orthodontic activity (UOA)	0
Carry forward orthodontic activity (UOA)	0
Baseline contract value	£586,898.18

ACCESS*

Patients seen in 24 months	Total	Change since previous quarter
Quarter ending March 2018	9,184	
Quarter ending June 2018	9,157	→
Quarter ending September 2018	9,227	→
Quarter ending December 2018	9,143	→
Quarter ending March 2019	8,967	↓
Variance since March 2018	(2.4%)	↓



ACTIVITY



Month	Adjusted Scheduled Activity (UDA)	
	2018	2019
April	726	1,330
May	2,708	3,376
June	4,318	4,904
July	6,791	7,485
August	8,628	9,781
September	10,593	11,476
October	12,968	13,447
November	14,857	15,477
December	16,704	17,001
January	18,047	18,450
February	20,795	20,038
March	22,568	22,011
April	23,326	
May	23,327	
June	23,325	

QUALITY

	Quantity	Base Number	Contract	AT	Region	England
% of FP17s for the same patient ID Re-attending within 3 months - Children	130	2,807	4.6%	8.9%	11.3%	11.8%
% of FP17s for the same patient ID Re-attending within 3 months - Adults	633	7,571	8.4%	13.1%	15.4%	15.7%
% of FP17s for the same patient ID Re-attending between 3 & 9 months - Children	1,544	2,807	55.0%	62.1%	61.3%	58.9%
% of FP17s for the same patient ID Re-attending between 3 & 9 months - Adults	3,598	7,571	47.5%	52.3%	52.1%	50.8%
% of FP17s for Band 1 Urgent Courses	416	10,059	4.1%	8.4%	9.5%	9.1%
% of FP17s Relating to Free Repair or Replacements	33	10,059	0.3%	0.7%	0.6%	0.8%
% of FP17s Relating to Continuations	111	10,059	1.1%	0.7%	0.8%	0.9%
% of Patients satisfied with the dentistry they have received	4	4	N/A	93.4%	92.4%	92.5%
% of Patients satisfied with the time they had to wait for an appointment	4	4	N/A	85.3%	86.3%	87.0%

* This is based on patients treated on this contract for their most recent course of treatment. Figures in italics indicate the base number of FP17s or Patient Questionnaire responses are less than 100. N/A is shown where the base number of responses is less than 10 during the period. % is calculated as Quantity/Base number*100

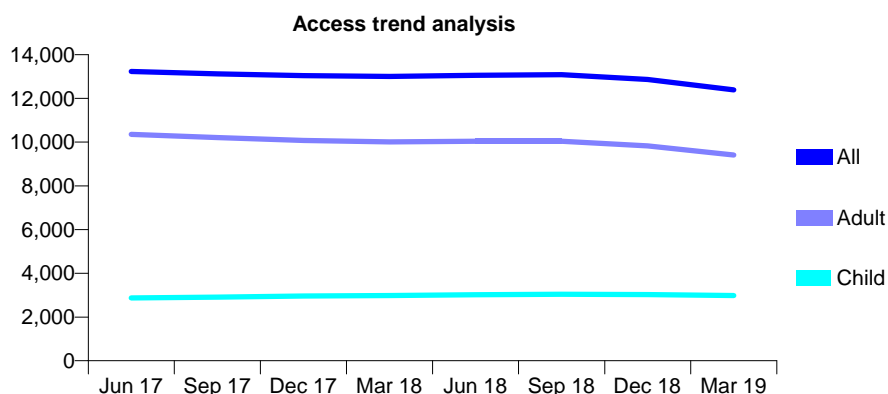
Q64 - Vital Signs At a Glance Contract Report for 101435/0068 - March 2019

Name or company name	IDH Limited
Contract type name	GDS Contract
Purpose of contract	General
Contract start date	20/08/2007
Contract end date	

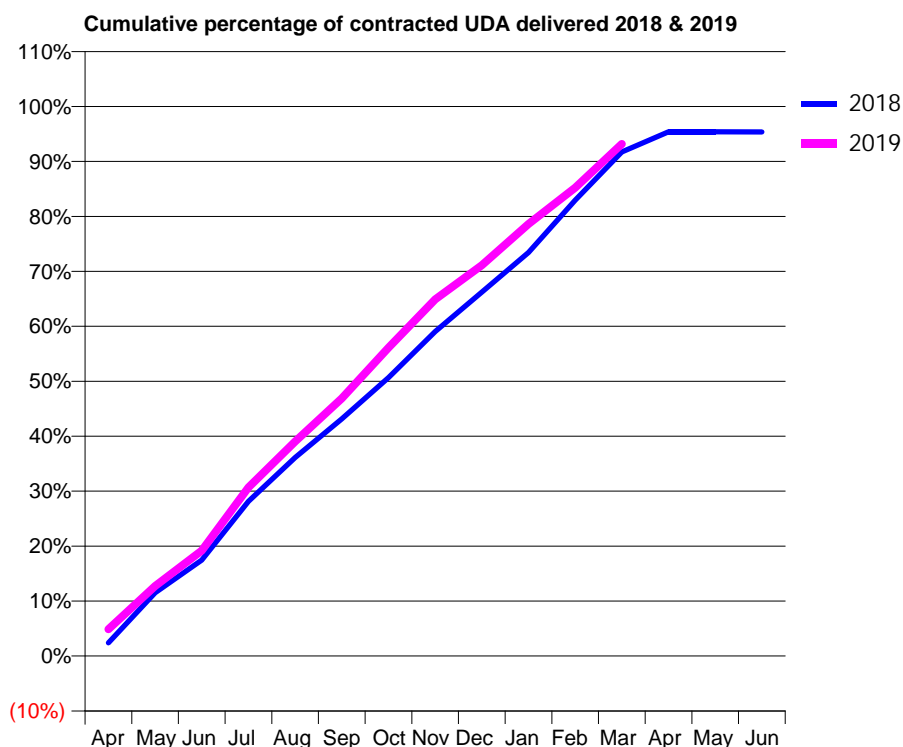
18/19 Contracted general activity (UDA)	32,490
Carry forward general activity (UDA)	0
18/19 Contracted orthodontic activity (UOA)	0
Carry forward orthodontic activity (UOA)	0
Baseline contract value	£662,449.47

ACCESS*

Patients seen in 24 months	Total	Change since previous quarter
Quarter ending March 2018	13,004	
Quarter ending June 2018	13,059	→
Quarter ending September 2018	13,080	→
Quarter ending December 2018	12,863	↓
Quarter ending March 2019	12,389	↓
Variance since March 2018	(4.7%)	↓



ACTIVITY



Month	Adjusted Scheduled Activity (UDA)	
	2018	2019
April	769	1,592
May	3,681	4,143
June	5,585	6,234
July	9,014	9,970
August	11,562	12,682
September	13,805	15,230
October	16,213	18,227
November	18,895	21,084
December	21,184	23,096
January	23,503	25,538
February	26,544	27,690
March	29,350	30,271
April	30,524	
May	30,524	
June	30,512	

QUALITY

	Quantity	Base Number	Contract	AT	Region	England
% of FP17s for the same patient ID Re-attending within 3 months - Children	226	3,942	5.7%	8.9%	11.3%	11.8%
% of FP17s for the same patient ID Re-attending within 3 months - Adults	1,219	10,916	11.2%	13.1%	15.4%	15.7%
% of FP17s for the same patient ID Re-attending between 3 & 9 months - Children	1,995	3,942	50.6%	62.1%	61.3%	58.9%
% of FP17s for the same patient ID Re-attending between 3 & 9 months - Adults	4,698	10,916	43.0%	52.3%	52.1%	50.8%
% of FP17s for Band 1 Urgent Courses	1,283	14,386	8.9%	8.4%	9.5%	9.1%
% of FP17s Relating to Free Repair or Replacements	76	14,386	0.5%	0.7%	0.6%	0.8%
% of FP17s Relating to Continuations	182	14,386	1.3%	0.7%	0.8%	0.9%
% of Patients satisfied with the dentistry they have received	9	10	90.0%	93.4%	92.4%	92.5%
% of Patients satisfied with the time they had to wait for an appointment	10	10	100.0%	85.3%	86.3%	87.0%

* This is based on patients treated on this contract for their most recent course of treatment. Figures in italics indicate the base number of FP17s or Patient Questionnaire responses are less than 100. N/A is shown where the base number of responses is less than 10 during the period. % is calculated as Quantity/Base number*100

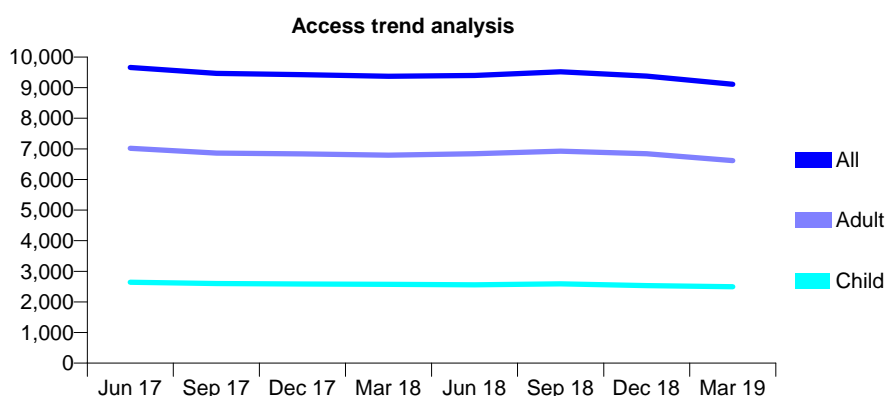
Q64 - Vital Signs At a Glance Contract Report for 101435/0145 - March 2019

Name or company name	IDH Limited
Contract type name	GDS Contract
Purpose of contract	General
Contract start date	01/08/2014
Contract end date	

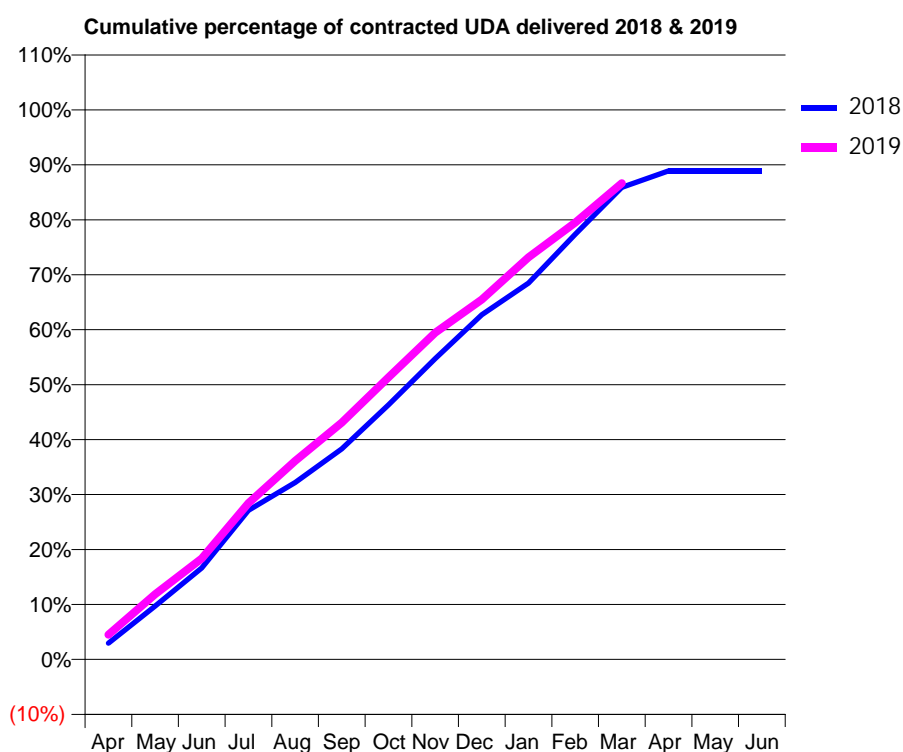
18/19 Contracted general activity (UDA)	27,780
Carry forward general activity (UDA)	0
18/19 Contracted orthodontic activity (UOA)	0
Carry forward orthodontic activity (UOA)	0
Baseline contract value	£786,142.51

ACCESS*

Patients seen in 24 months	Total	Change since previous quarter
Quarter ending March 2018	9,370	
Quarter ending June 2018	9,403	→
Quarter ending September 2018	9,517	→
Quarter ending December 2018	9,380	↓
Quarter ending March 2019	9,111	↓
Variance since March 2018	(2.8%)	↓



ACTIVITY



Month	2018	2019
April	825	1,252
May	2,702	3,300
June	4,625	5,101
July	7,537	7,898
August	8,943	10,038
September	10,641	11,968
October	12,869	14,264
November	15,205	16,518
December	17,424	18,189
January	19,019	20,331
February	21,492	22,082
March	23,861	24,068
April	24,695	
May	24,699	
June	24,699	

QUALITY

	Quantity	Base Number	Contract	AT	Region	England
% of FP17s for the same patient ID Re-attending within 3 months - Children	179	3,656	4.9%	8.9%	11.3%	11.8%
% of FP17s for the same patient ID Re-attending within 3 months - Adults	857	8,734	9.8%	13.1%	15.4%	15.7%
% of FP17s for the same patient ID Re-attending between 3 & 9 months - Children	2,277	3,656	62.3%	62.1%	61.3%	58.9%
% of FP17s for the same patient ID Re-attending between 3 & 9 months - Adults	4,856	8,734	55.6%	52.3%	52.1%	50.8%
% of FP17s for Band 1 Urgent Courses	601	12,023	5.0%	8.4%	9.5%	9.1%
% of FP17s Relating to Free Repair or Replacements	54	12,023	0.4%	0.7%	0.6%	0.8%
% of FP17s Relating to Continuations	139	12,023	1.2%	0.7%	0.8%	0.9%
% of Patients satisfied with the dentistry they have received	6	6	N/A	93.4%	92.4%	92.5%
% of Patients satisfied with the time they had to wait for an appointment	6	6	N/A	85.3%	86.3%	87.0%

* This is based on patients treated on this contract for their most recent course of treatment. Figures in italics indicate the base number of FP17s or Patient Questionnaire responses are less than 100. N/A is shown where the base number of responses is less than 10 during the period. % is calculated as Quantity/Base number*100

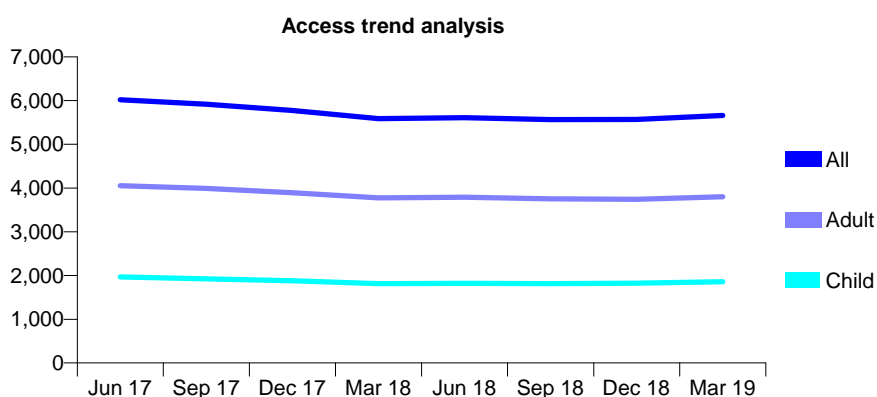
Q64 - Vital Signs At a Glance Contract Report for 101958/0001 - March 2019

Name or company name	Priory Road Dental Practice
Contract type name	GDS Contract
Purpose of contract	General
Contract start date	01/08/2010
Contract end date	

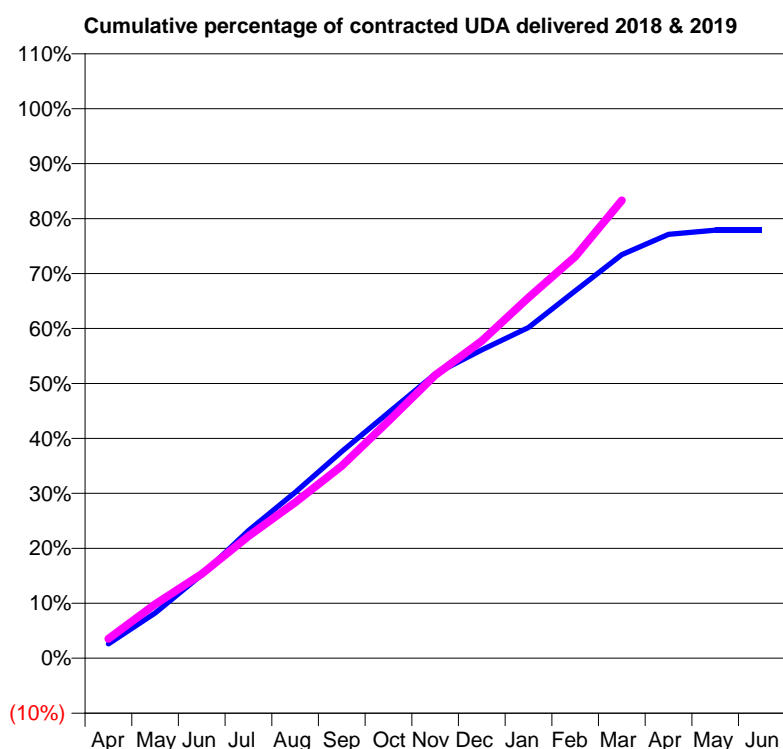
18/19 Contracted general activity (UDA)	22,667
Carry forward general activity (UDA)	0
18/19 Contracted orthodontic activity (UOA)	0
Carry forward orthodontic activity (UOA)	0
Baseline contract value	£638,417.58

ACCESS*

Patients seen in 24 months	Total	Change since previous quarter
Quarter ending March 2018	5,585	
Quarter ending June 2018	5,610	→
Quarter ending September 2018	5,565	→
Quarter ending December 2018	5,567	→
Quarter ending March 2019	5,661	→
Variance since March 2018	1.4%	→



ACTIVITY



Month	2018	2019
April	590	803
May	1,870	2,228
June	3,448	3,481
July	5,266	5,034
August	6,841	6,426
September	8,528	7,930
October	10,132	9,782
November	11,732	11,675
December	12,717	13,091
January	13,641	14,877
February	15,149	16,568
March	16,650	18,878
April	17,485	
May	17,653	
June	17,653	

QUALITY

	Quantity	Base Number	Contract	AT	Region	England
% of FP17s for the same patient ID Re-attending within 3 months - Children	281	3,440	8.2%	8.9%	11.3%	11.8%
% of FP17s for the same patient ID Re-attending within 3 months - Adults	627	6,279	10.0%	13.1%	15.4%	15.7%
% of FP17s for the same patient ID Re-attending between 3 & 9 months - Children	2,388	3,440	69.4%	62.1%	61.3%	58.9%
% of FP17s for the same patient ID Re-attending between 3 & 9 months - Adults	4,091	6,279	65.2%	52.3%	52.1%	50.8%
% of FP17s for Band 1 Urgent Courses	291	9,248	3.1%	8.4%	9.5%	9.1%
% of FP17s Relating to Free Repair or Replacements	33	9,248	0.4%	0.7%	0.6%	0.8%
% of FP17s Relating to Continuations	29	9,248	0.3%	0.7%	0.8%	0.9%
% of Patients satisfied with the dentistry they have received	1	3	N/A	93.4%	92.4%	92.5%
% of Patients satisfied with the time they had to wait for an appointment	2	3	N/A	85.3%	86.3%	87.0%

* This is based on patients treated on this contract for their most recent course of treatment.

Figures in italics indicate the base number of FP17s or Patient Questionnaire responses are less than 100. N/A is shown where the base number of responses is less than 10 during the period. % is calculated as Quantity/Base number*100

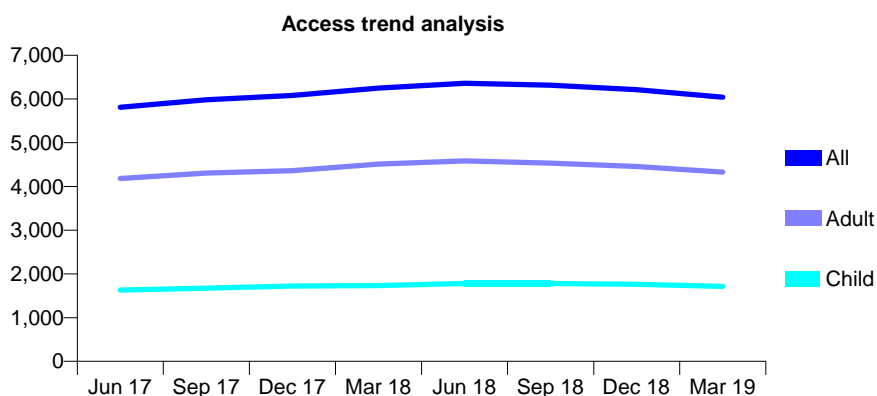
Q64 - Vital Signs At a Glance Contract Report for 105783/0001 - March 2019

Name or company name	Fisherton House Partnership
Contract type name	GDS Contract
Purpose of contract	General
Contract start date	01/04/2015
Contract end date	

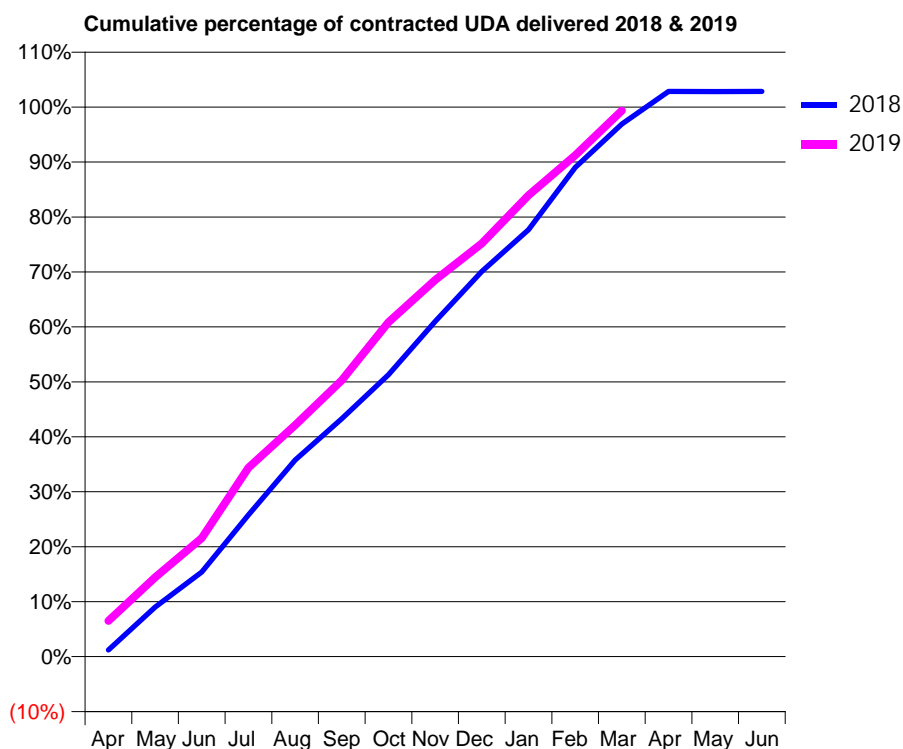
18/19 Contracted general activity (UDA)	15,491
Carry forward general activity (UDA)	-302
18/19 Contracted orthodontic activity (UOA)	0
Carry forward orthodontic activity (UOA)	0
Baseline contract value	£398,663.89

ACCESS*

Patients seen in 24 months	Total	Change since previous quarter
Quarter ending March 2018	6,247	
Quarter ending June 2018	6,362	→
Quarter ending September 2018	6,314	→
Quarter ending December 2018	6,216	↓
Quarter ending March 2019	6,041	↓
Variance since March 2018	(3.3%)	↓



ACTIVITY



Month	Adjusted Scheduled Activity (UDA)	
	2018	2019
April	182	1,009
May	1,363	2,236
June	2,325	3,340
July	3,895	5,326
August	5,404	6,526
September	6,540	7,791
October	7,745	9,427
November	9,211	10,619
December	10,582	11,646
January	11,732	13,004
February	13,441	14,132
March	14,636	15,391
April	15,528	
May	15,526	
June	15,530	

QUALITY

	Quantity	Base Number	Contract	AT	Region	England
% of FP17s for the same patient ID Re-attending within 3 months - Children	207	2,710	7.6%	8.9%	11.3%	11.8%
% of FP17s for the same patient ID Re-attending within 3 months - Adults	657	6,063	10.8%	13.1%	15.4%	15.7%
% of FP17s for the same patient ID Re-attending between 3 & 9 months - Children	1,771	2,710	65.4%	62.1%	61.3%	58.9%
% of FP17s for the same patient ID Re-attending between 3 & 9 months - Adults	3,775	6,063	62.3%	52.3%	52.1%	50.8%
% of FP17s for Band 1 Urgent Courses	278	8,351	3.3%	8.4%	9.5%	9.1%
% of FP17s Relating to Free Repair or Replacements	83	8,351	1.0%	0.7%	0.6%	0.8%
% of FP17s Relating to Continuations	27	8,351	0.3%	0.7%	0.8%	0.9%
% of Patients satisfied with the dentistry they have received	3	3	N/A	93.4%	92.4%	92.5%
% of Patients satisfied with the time they had to wait for an appointment	3	3	N/A	85.3%	86.3%	87.0%

* This is based on patients treated on this contract for their most recent course of treatment. Figures in italics indicate the base number of FP17s or Patient Questionnaire responses are less than 100. N/A is shown where the base number of responses is less than 10 during the period. % is calculated as Quantity/Base number*100

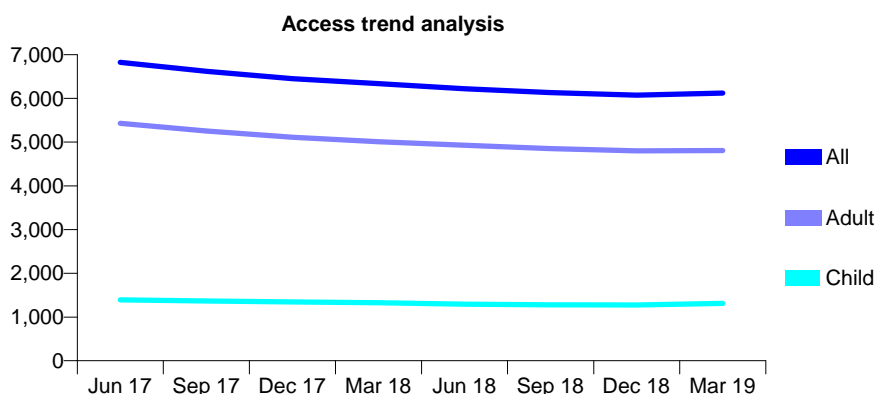
Q64 - Vital Signs At a Glance Contract Report for 107115/0001 - March 2019

Name or company name	IDH 324 & 325 Ltd
Contract type name	GDS Contract
Purpose of contract	General
Contract start date	01/10/2008
Contract end date	

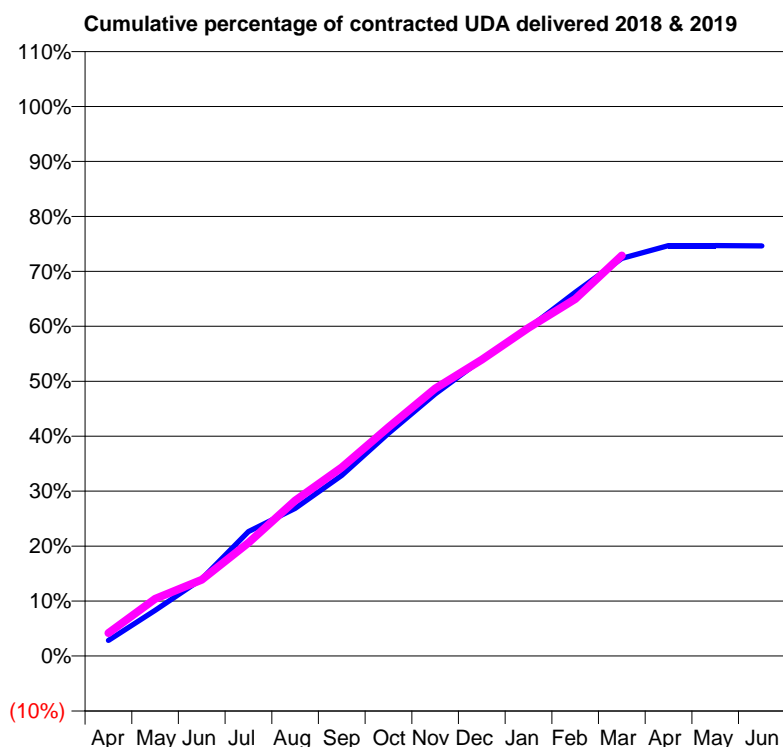
18/19 Contracted general activity (UDA)	21,000
Carry forward general activity (UDA)	0
18/19 Contracted orthodontic activity (UOA)	0
Carry forward orthodontic activity (UOA)	0
Baseline contract value	£605,882.44

ACCESS*

Patients seen in 24 months	Total	Change since previous quarter
Quarter ending March 2018	6,337	
Quarter ending June 2018	6,220	↓
Quarter ending September 2018	6,132	↓
Quarter ending December 2018	6,074	→
Quarter ending March 2019	6,124	→
Variance since March 2018	(3.4%)	↓



ACTIVITY



Month	Adjusted Scheduled Activity (UDA)	
	2018	2019
April	635	881
May	1,845	2,190
June	3,121	2,911
July	5,034	4,332
August	5,976	5,944
September	7,308	7,211
October	9,003	8,740
November	10,601	10,224
December	11,991	11,321
January	13,265	12,539
February	14,709	13,640
March	16,080	15,306
April	16,597	
May	16,598	
June	16,586	

QUALITY

	Quantity	Base Number	Contract	AT	Region	England
% of FP17s for the same patient ID Re-attending within 3 months - Children	113	2,011	5.6%	8.9%	11.3%	11.8%
% of FP17s for the same patient ID Re-attending within 3 months - Adults	920	7,241	12.7%	13.1%	15.4%	15.7%
% of FP17s for the same patient ID Re-attending between 3 & 9 months - Children	1,313	2,011	65.3%	62.1%	61.3%	58.9%
% of FP17s for the same patient ID Re-attending between 3 & 9 months - Adults	4,421	7,241	61.1%	52.3%	52.1%	50.8%
% of FP17s for Band 1 Urgent Courses	756	8,923	8.5%	8.4%	9.5%	9.1%
% of FP17s Relating to Free Repair or Replacements	62	8,923	0.7%	0.7%	0.6%	0.8%
% of FP17s Relating to Continuations	103	8,923	1.2%	0.7%	0.8%	0.9%
% of Patients satisfied with the dentistry they have received	6	6	N/A	93.4%	92.4%	92.5%
% of Patients satisfied with the time they had to wait for an appointment	5	6	N/A	85.3%	86.3%	87.0%

* This is based on patients treated on this contract for their most recent course of treatment. Figures in italics indicate the base number of FP17s or Patient Questionnaire responses are less than 100. N/A is shown where the base number of responses is less than 10 during the period. % is calculated as Quantity/Base number*100

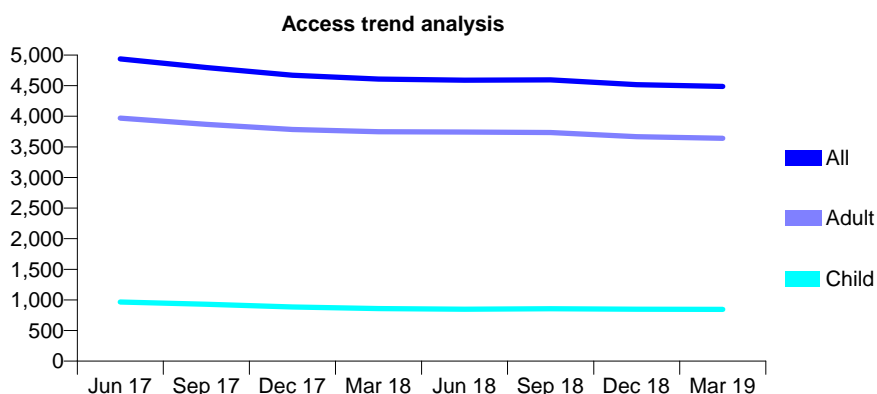
Q64 - Vital Signs At a Glance Contract Report for 107115/0002 - March 2019

Name or company name	IDH 324 & 325 Ltd
Contract type name	GDS Contract
Purpose of contract	General
Contract start date	01/10/2008
Contract end date	

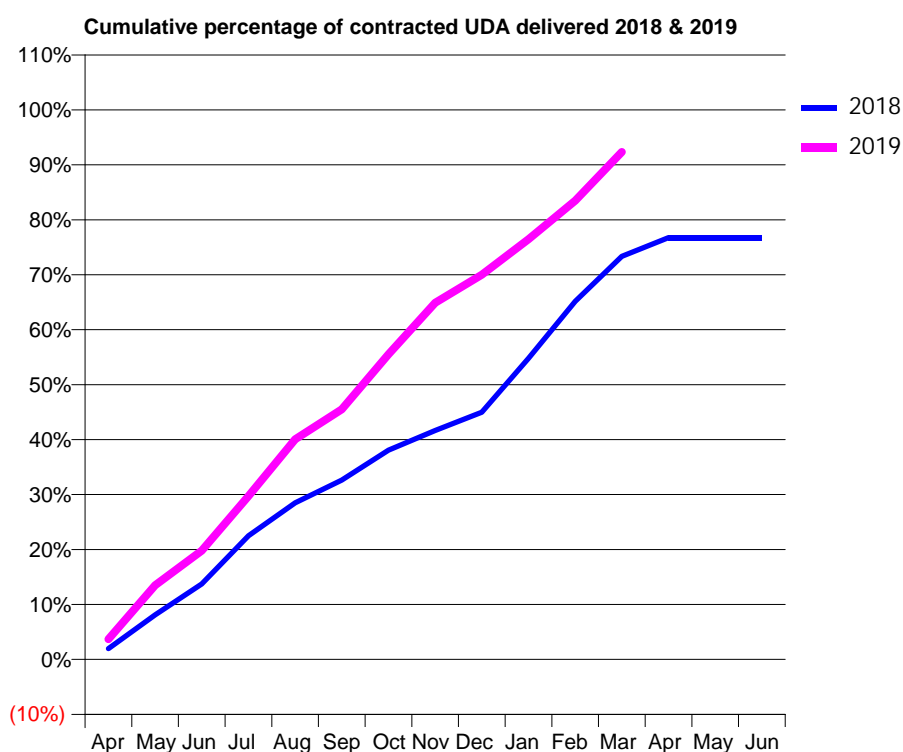
18/19 Contracted general activity (UDA)	14,079
Carry forward general activity (UDA)	0
18/19 Contracted orthodontic activity (UOA)	0
Carry forward orthodontic activity (UOA)	0
Baseline contract value	£371,952.54

ACCESS*

Patients seen in 24 months	Total	Change since previous quarter
Quarter ending March 2018	4,608	
Quarter ending June 2018	4,589	→
Quarter ending September 2018	4,593	→
Quarter ending December 2018	4,515	↓
Quarter ending March 2019	4,488	→
Variance since March 2018	(2.6%)	↓



ACTIVITY



Month	Adjusted Scheduled Activity (UDA)	
	2018	2019
April	295	517
May	1,218	1,900
June	2,062	2,786
July	3,375	4,182
August	4,274	5,639
September	4,894	6,408
October	5,713	7,818
November	6,248	9,137
December	6,748	9,855
January	8,220	10,764
February	9,774	11,752
March	11,001	12,998
April	11,511	
May	11,512	
June	11,512	

QUALITY

	Quantity	Base Number	Contract	AT	Region	England
% of FP17s for the same patient ID Re-attending within 3 months - Children	72	1,311	5.5%	8.9%	11.3%	11.8%
% of FP17s for the same patient ID Re-attending within 3 months - Adults	773	5,641	13.7%	13.1%	15.4%	15.7%
% of FP17s for the same patient ID Re-attending between 3 & 9 months - Children	797	1,311	60.8%	62.1%	61.3%	58.9%
% of FP17s for the same patient ID Re-attending between 3 & 9 months - Adults	2,999	5,641	53.2%	52.3%	52.1%	50.8%
% of FP17s for Band 1 Urgent Courses	420	6,712	6.3%	8.4%	9.5%	9.1%
% of FP17s Relating to Free Repair or Replacements	56	6,712	0.8%	0.7%	0.6%	0.8%
% of FP17s Relating to Continuations	186	6,712	2.8%	0.7%	0.8%	0.9%
% of Patients satisfied with the dentistry they have received	3	4	N/A	93.4%	92.4%	92.5%
% of Patients satisfied with the time they had to wait for an appointment	3	4	N/A	85.3%	86.3%	87.0%

* This is based on patients treated on this contract for their most recent course of treatment. Figures in italics indicate the base number of FP17s or Patient Questionnaire responses are less than 100. N/A is shown where the base number of responses is less than 10 during the period. % is calculated as Quantity/Base number*100

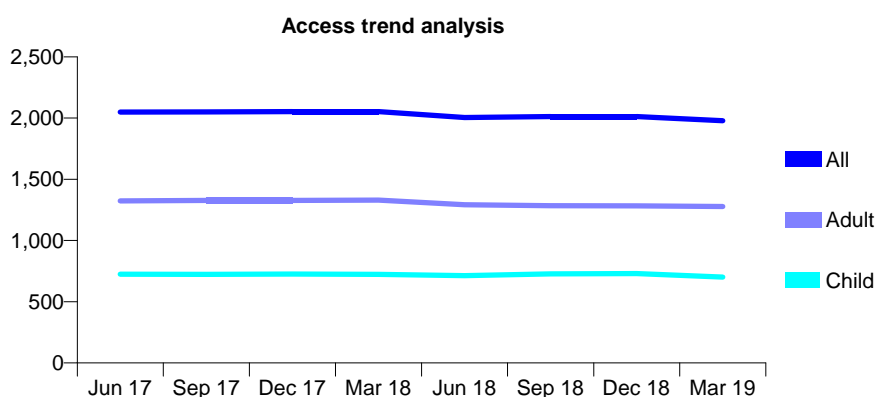
Q64 - Vital Signs At a Glance Contract Report for 108448/0001 - March 2019

Name or company name	Lyndhurst Dental Practice
Contract type name	GDS Contract
Purpose of contract	General
Contract start date	01/04/2006
Contract end date	31/03/2019

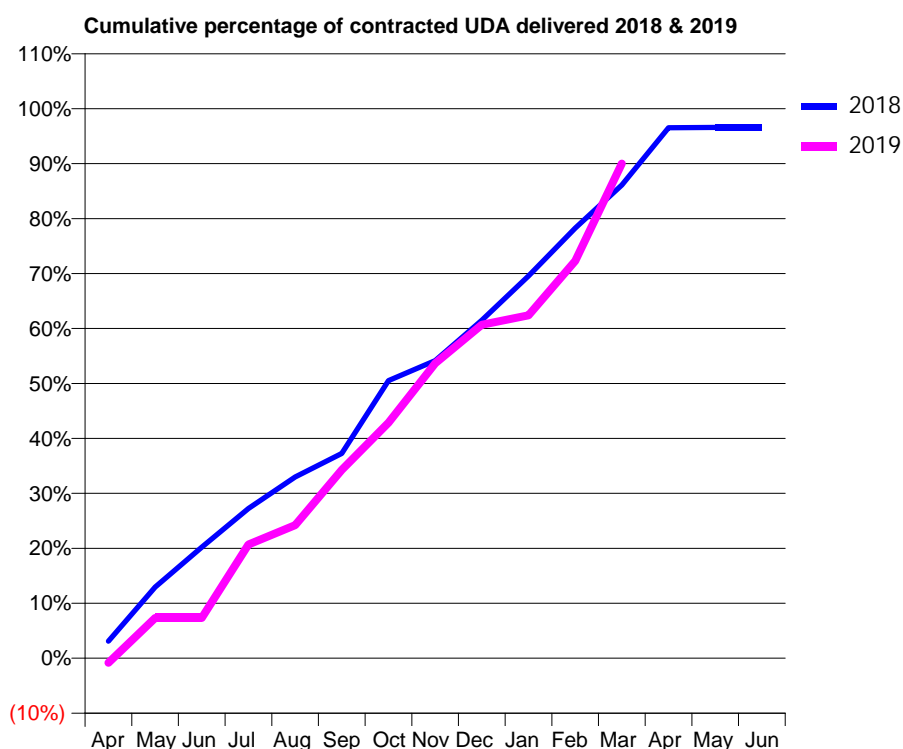
18/19 Contracted general activity (UDA)	4,400
Carry forward general activity (UDA)	150
18/19 Contracted orthodontic activity (UOA)	0
Carry forward orthodontic activity (UOA)	0
Baseline contract value	£95,817.73

ACCESS*

Patients seen in 24 months	Total	Change since previous quarter
Quarter ending March 2018	2,053	
Quarter ending June 2018	2,005	↓
Quarter ending September 2018	2,012	→
Quarter ending December 2018	2,013	→
Quarter ending March 2019	1,979	↓
Variance since March 2018	(3.6%)	↓



ACTIVITY



Month	2018	2019
April	137	-37
May	570	322
June	889	322
July	1,199	910
August	1,451	1,066
September	1,639	1,508
October	2,222	1,885
November	2,382	2,362
December	2,706	2,670
January	3,061	2,746
February	3,444	3,182
March	3,789	3,960
April	4,247	
May	4,250	
June	4,250	

QUALITY

	Quantity	Base Number	Contract	AT	Region	England
% of FP17s for the same patient ID Re-attending within 3 months - Children	63	1,199	5.3%	8.9%	11.3%	11.8%
% of FP17s for the same patient ID Re-attending within 3 months - Adults	123	1,772	6.9%	13.1%	15.4%	15.7%
% of FP17s for the same patient ID Re-attending between 3 & 9 months - Children	792	1,199	66.1%	62.1%	61.3%	58.9%
% of FP17s for the same patient ID Re-attending between 3 & 9 months - Adults	1,161	1,772	65.5%	52.3%	52.1%	50.8%
% of FP17s for Band 1 Urgent Courses	141	2,720	5.2%	8.4%	9.5%	9.1%
% of FP17s Relating to Free Repair or Replacements	0	2,720	0.0%	0.7%	0.6%	0.8%
% of FP17s Relating to Continuations	0	2,720	0.0%	0.7%	0.8%	0.9%
% of Patients satisfied with the dentistry they have received	0	0	N/A	93.4%	92.4%	92.5%
% of Patients satisfied with the time they had to wait for an appointment	0	0	N/A	85.3%	86.3%	87.0%

* This is based on patients treated on this contract for their most recent course of treatment.

Figures in italics indicate the base number of FP17s or Patient Questionnaire responses are less than 100. N/A is shown where the base number of responses is less than 10 during the period. % is calculated as Quantity/Base number*100

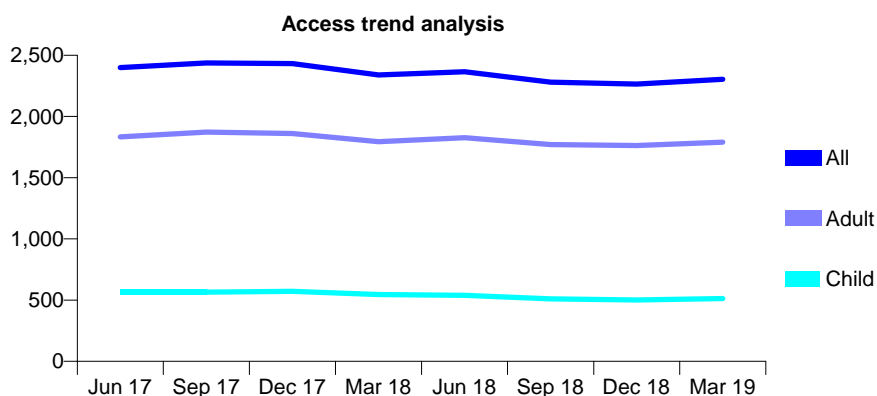
Q64 - Vital Signs At a Glance Contract Report for 108898/0001 - March 2019

Name or company name	MA Surgeries Limited
Contract type name	GDS Contract
Purpose of contract	General
Contract start date	01/04/2013
Contract end date	

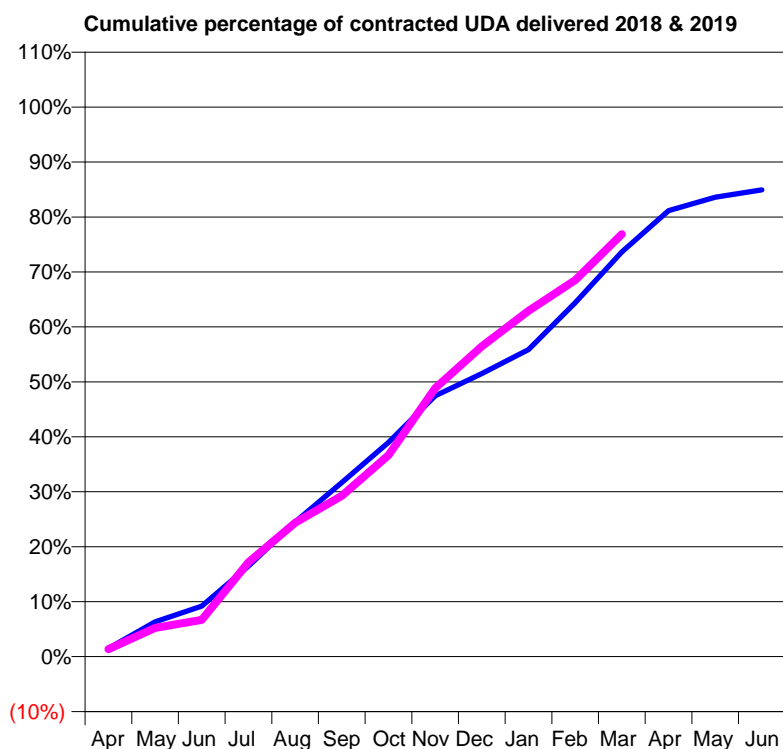
18/19 Contracted general activity (UDA)	9,900
Carry forward general activity (UDA)	0
18/19 Contracted orthodontic activity (UOA)	0
Carry forward orthodontic activity (UOA)	0
Baseline contract value	£237,708.95

ACCESS*

Patients seen in 24 months	Total	Change since previous quarter
Quarter ending March 2018	2,339	
Quarter ending June 2018	2,366	→
Quarter ending September 2018	2,281	↓
Quarter ending December 2018	2,265	→
Quarter ending March 2019	2,303	→
Variance since March 2018	(1.5%)	↓



ACTIVITY



Month	Adjusted Scheduled Activity (UDA)	
	2018	2019
April	148	136
May	629	517
June	909	663
July	1,629	1,701
August	2,427	2,412
September	3,136	2,897
October	3,859	3,630
November	4,697	4,836
December	5,100	5,590
January	5,532	6,228
February	6,375	6,784
March	7,289	7,610
April	8,035	
May	8,276	
June	8,409	

QUALITY

	Quantity	Base Number	Contract	AT	Region	England
% of FP17s for the same patient ID Re-attending within 3 months - Children	85	875	9.7%	8.9%	11.3%	11.8%
% of FP17s for the same patient ID Re-attending within 3 months - Adults	446	2,952	15.1%	13.1%	15.4%	15.7%
% of FP17s for the same patient ID Re-attending between 3 & 9 months - Children	592	875	67.7%	62.1%	61.3%	58.9%
% of FP17s for the same patient ID Re-attending between 3 & 9 months - Adults	1,908	2,952	64.6%	52.3%	52.1%	50.8%
% of FP17s for Band 1 Urgent Courses	142	3,302	4.3%	8.4%	9.5%	9.1%
% of FP17s Relating to Free Repair or Replacements	6	3,302	0.2%	0.7%	0.6%	0.8%
% of FP17s Relating to Continuations	62	3,302	1.9%	0.7%	0.8%	0.9%
% of Patients satisfied with the dentistry they have received	3	3	N/A	93.4%	92.4%	92.5%
% of Patients satisfied with the time they had to wait for an appointment	3	3	N/A	85.3%	86.3%	87.0%

* This is based on patients treated on this contract for their most recent course of treatment. Figures in italics indicate the base number of FP17s or Patient Questionnaire responses are less than 100. N/A is shown where the base number of responses is less than 10 during the period. % is calculated as Quantity/Base number*100

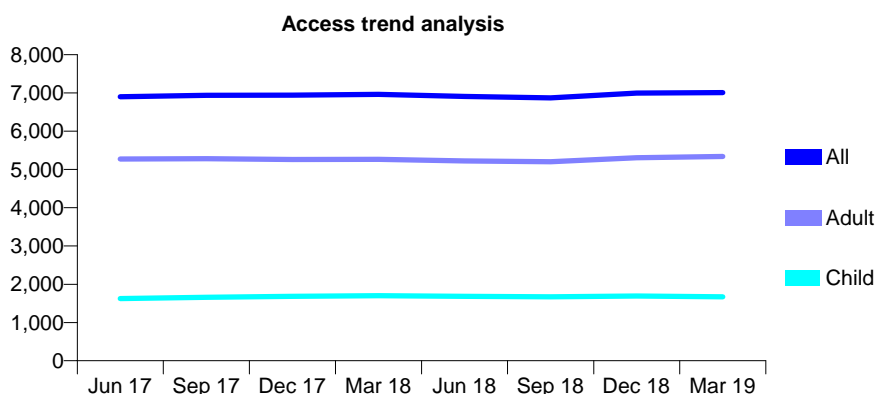
Q64 - Vital Signs At a Glance Contract Report for 108936/0001 - March 2019

Name or company name	The Health Centre Dental Practice
Contract type name	GDS Contract
Purpose of contract	General
Contract start date	01/08/2012
Contract end date	

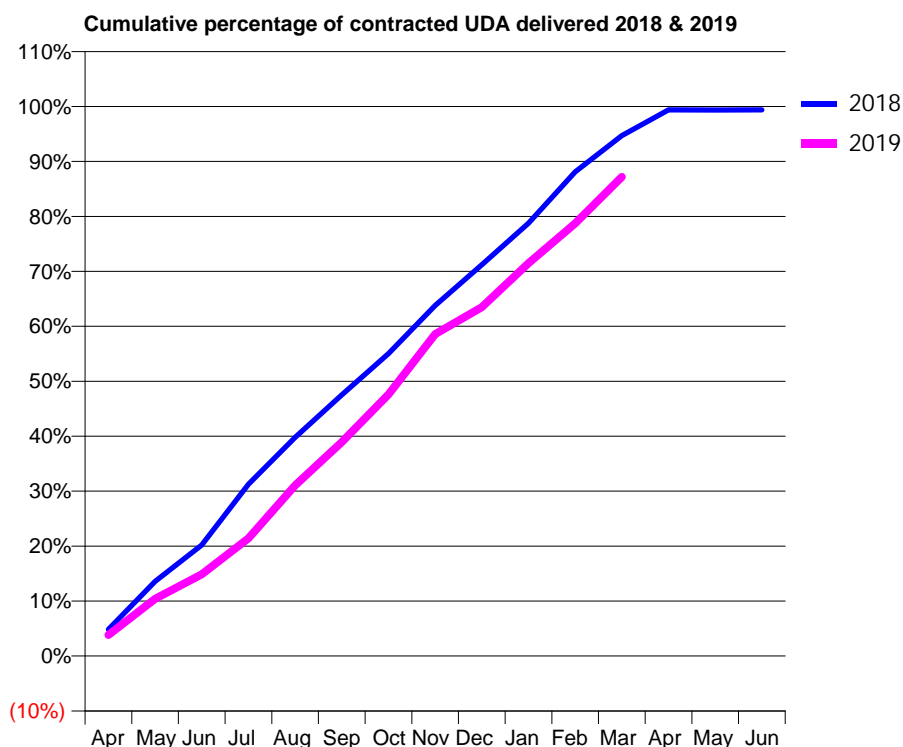
18/19 Contracted general activity (UDA)	20,000
Carry forward general activity (UDA)	122
18/19 Contracted orthodontic activity (UOA)	0
Carry forward orthodontic activity (UOA)	0
Baseline contract value	£536,486.65

ACCESS*

Patients seen in 24 months	Total	Change since previous quarter
Quarter ending March 2018	6,964	
Quarter ending June 2018	6,908	→
Quarter ending September 2018	6,873	→
Quarter ending December 2018	6,998	→
Quarter ending March 2019	7,008	→
Variance since March 2018	0.6%	→



ACTIVITY



Month	Adjusted Scheduled Activity (UDA)	
	2018	2019
April	973	769
May	2,719	2,083
June	4,042	2,971
July	6,253	4,281
August	7,960	6,212
September	9,499	7,782
October	11,006	9,521
November	12,756	11,717
December	14,240	12,694
January	15,752	14,295
February	17,618	15,747
March	18,942	17,435
April	19,875	
May	19,874	
June	19,878	

QUALITY

	Quantity	Base Number	Contract	AT	Region	England
% of FP17s for the same patient ID Re-attending within 3 months - Children	130	2,484	5.2%	8.9%	11.3%	11.8%
% of FP17s for the same patient ID Re-attending within 3 months - Adults	912	7,612	12.0%	13.1%	15.4%	15.7%
% of FP17s for the same patient ID Re-attending between 3 & 9 months - Children	1,678	2,484	67.6%	62.1%	61.3%	58.9%
% of FP17s for the same patient ID Re-attending between 3 & 9 months - Adults	4,559	7,612	59.9%	52.3%	52.1%	50.8%
% of FP17s for Band 1 Urgent Courses	625	9,619	6.5%	8.4%	9.5%	9.1%
% of FP17s Relating to Free Repair or Replacements	62	9,619	0.6%	0.7%	0.6%	0.8%
% of FP17s Relating to Continuations	70	9,619	0.7%	0.7%	0.8%	0.9%
% of Patients satisfied with the dentistry they have received	11	12	91.7%	93.4%	92.4%	92.5%
% of Patients satisfied with the time they had to wait for an appointment	10	12	83.3%	85.3%	86.3%	87.0%

* This is based on patients treated on this contract for their most recent course of treatment.

Figures in italics indicate the base number of FP17s or Patient Questionnaire responses are less than 100. N/A is shown where the base number of responses is less than 10 during the period. % is calculated as Quantity/Base number*100

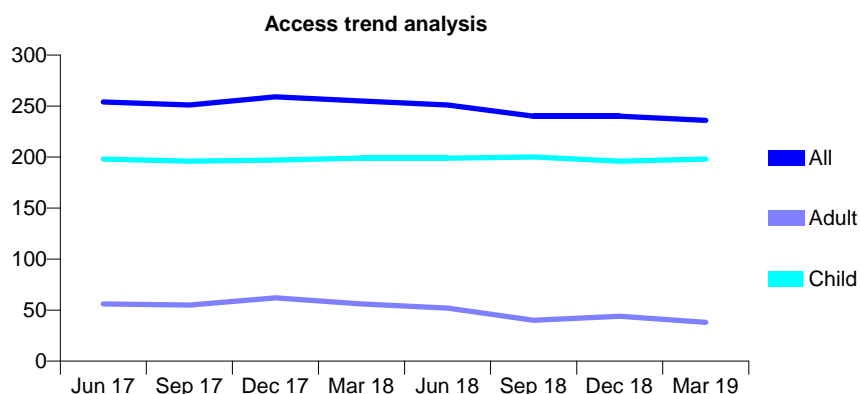
Q64 - Vital Signs At a Glance Contract Report for 109002/0001 - March 2019

Name or company name	Dr Dominic Killian Ltd
Contract type name	GDS Contract
Purpose of contract	General
Contract start date	01/10/2008
Contract end date	

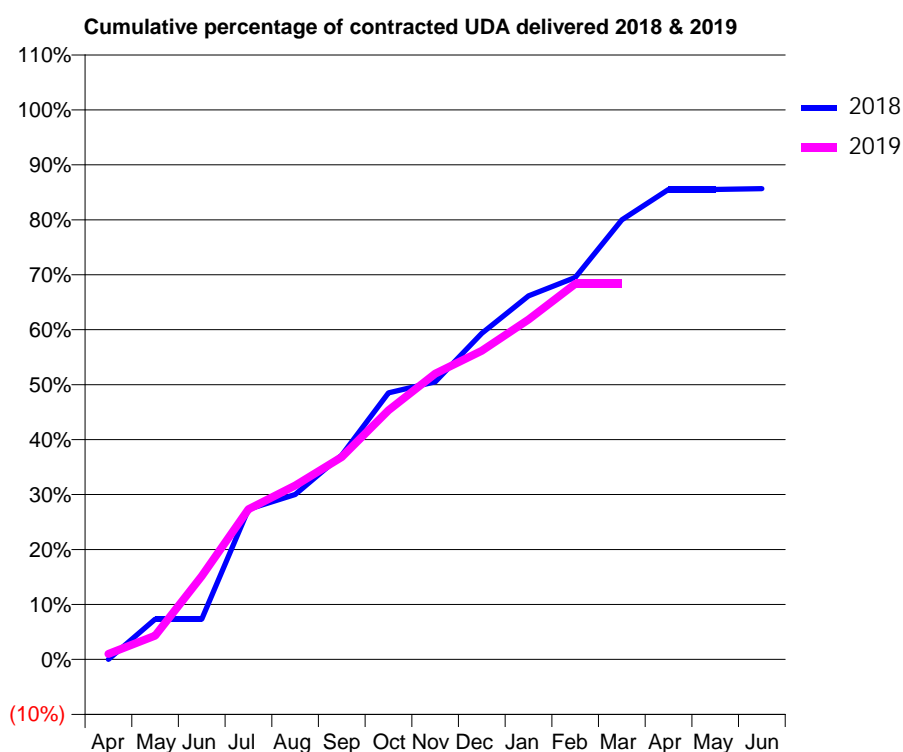
18/19 Contracted general activity (UDA)	600
Carry forward general activity (UDA)	0
18/19 Contracted orthodontic activity (UOA)	0
Carry forward orthodontic activity (UOA)	0
Baseline contract value	£16,793.57

ACCESS*

Patients seen in 24 months	Total	Change since previous quarter
Quarter ending March 2018	255	
Quarter ending June 2018	251	↓
Quarter ending September 2018	240	↓
Quarter ending December 2018	240	→
Quarter ending March 2019	236	↓
Variance since March 2018	(7.5%)	↓



ACTIVITY



Month	Adjusted Scheduled Activity (UDA)	
	2018	2019
April	0	6
May	44	26
June	44	91
July	164	164
August	180	190
September	223	221
October	291	272
November	303	312
December	356	337
January	397	371
February	417	410
March	480	410
April	513	
May	513	
June	514	

QUALITY

	Quantity	Base Number	Contract	AT	Region	England
% of FP17s for the same patient ID Re-attending within 3 months - Children	8	288	2.8%	8.9%	11.3%	11.8%
% of FP17s for the same patient ID Re-attending within 3 months - Adults	0	22	0.0%	13.1%	15.4%	15.7%
% of FP17s for the same patient ID Re-attending between 3 & 9 months - Children	214	288	74.3%	62.1%	61.3%	58.9%
% of FP17s for the same patient ID Re-attending between 3 & 9 months - Adults	19	22	86.4%	52.3%	52.1%	50.8%
% of FP17s for Band 1 Urgent Courses	0	284	0.0%	8.4%	9.5%	9.1%
% of FP17s Relating to Free Repair or Replacements	0	284	0.0%	0.7%	0.6%	0.8%
% of FP17s Relating to Continuations	0	284	0.0%	0.7%	0.8%	0.9%
% of Patients satisfied with the dentistry they have received	0	0	N/A	93.4%	92.4%	92.5%
% of Patients satisfied with the time they had to wait for an appointment	0	0	N/A	85.3%	86.3%	87.0%

* This is based on patients treated on this contract for their most recent course of treatment. Figures in italics indicate the base number of FP17s or Patient Questionnaire responses are less than 100. N/A is shown where the base number of responses is less than 10 during the period. % is calculated as Quantity/Base number*100

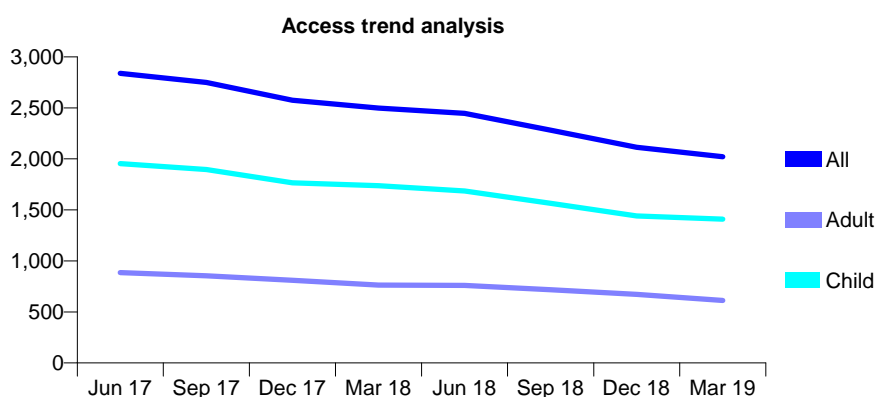
Q64 - Vital Signs At a Glance Contract Report for 113387/0001 - March 2019

Name or company name	Hanlon, Gardner Dental Surgeons
Contract type name	GDS Contract
Purpose of contract	General and Orthodontic
Contract start date	01/04/2006
Contract end date	

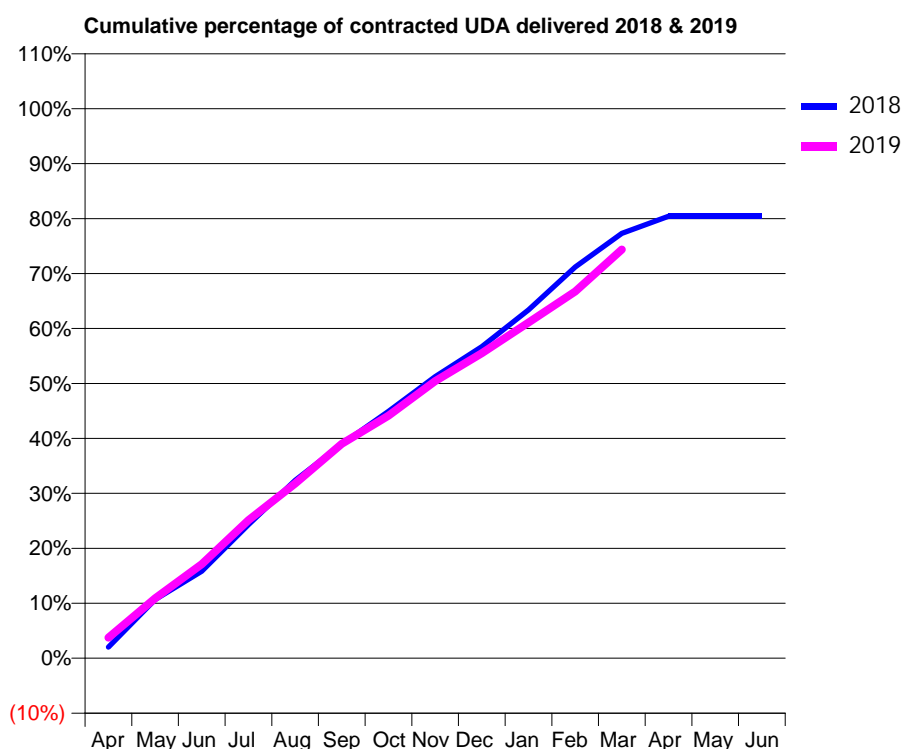
18/19 Contracted general activity (UDA)	4,414
Carry forward general activity (UDA)	0
18/19 Contracted orthodontic activity (UOA)	896
Carry forward orthodontic activity (UOA)	0
Baseline contract value	£158,448.32

ACCESS*

Patients seen in 24 months	Total	Change since previous quarter
Quarter ending March 2018	2,499	
Quarter ending June 2018	2,446	↓
Quarter ending September 2018	2,282	↓
Quarter ending December 2018	2,114	↓
Quarter ending March 2019	2,022	↓
Variance since March 2018	(19.1%)	↓



ACTIVITY



Month	2018	2019
April	111	165
May	585	481
June	869	756
July	1,333	1,109
August	1,776	1,403
September	2,137	1,721
October	2,463	1,948
November	2,809	2,225
December	3,109	2,449
January	3,474	2,697
February	3,904	2,945
March	4,239	3,282
April	4,409	
May	4,409	
June	4,409	

QUALITY

	Quantity	Base Number	Contract	AT	Region	England
% of FP17s for the same patient ID Re-attending within 3 months - Children	349	2,426	14.4%	8.9%	11.3%	11.8%
% of FP17s for the same patient ID Re-attending within 3 months - Adults	77	502	15.3%	13.1%	15.4%	15.7%
% of FP17s for the same patient ID Re-attending between 3 & 9 months - Children	1,510	2,426	62.2%	62.1%	61.3%	58.9%
% of FP17s for the same patient ID Re-attending between 3 & 9 months - Adults	288	502	57.4%	52.3%	52.1%	50.8%
% of FP17s for Band 1 Urgent Courses	102	2,653	3.8%	8.4%	9.5%	9.1%
% of FP17s Relating to Free Repair or Replacements	0	2,653	0.0%	0.7%	0.6%	0.8%
% of FP17s Relating to Continuations	74	2,653	2.8%	0.7%	0.8%	0.9%
% of Patients satisfied with the dentistry they have received	3	3	N/A	93.4%	92.4%	92.5%
% of Patients satisfied with the time they had to wait for an appointment	3	3	N/A	85.3%	86.3%	87.0%

* This is based on patients treated on this contract for their most recent course of treatment.

Figures in italics indicate the base number of FP17s or Patient Questionnaire responses are less than 100. N/A is shown where the base number of responses is less than 10 during the period. % is calculated as Quantity/Base number*100

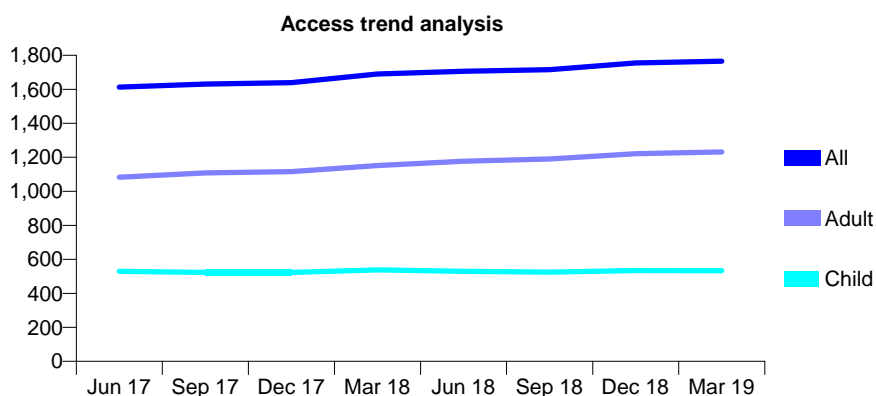
Q64 - Vital Signs At a Glance Contract Report for 114588/0001 - March 2019

Name or company name	Ferndale Dental Clinic Limited
Contract type name	GDS Contract
Purpose of contract	General
Contract start date	01/04/2008
Contract end date	

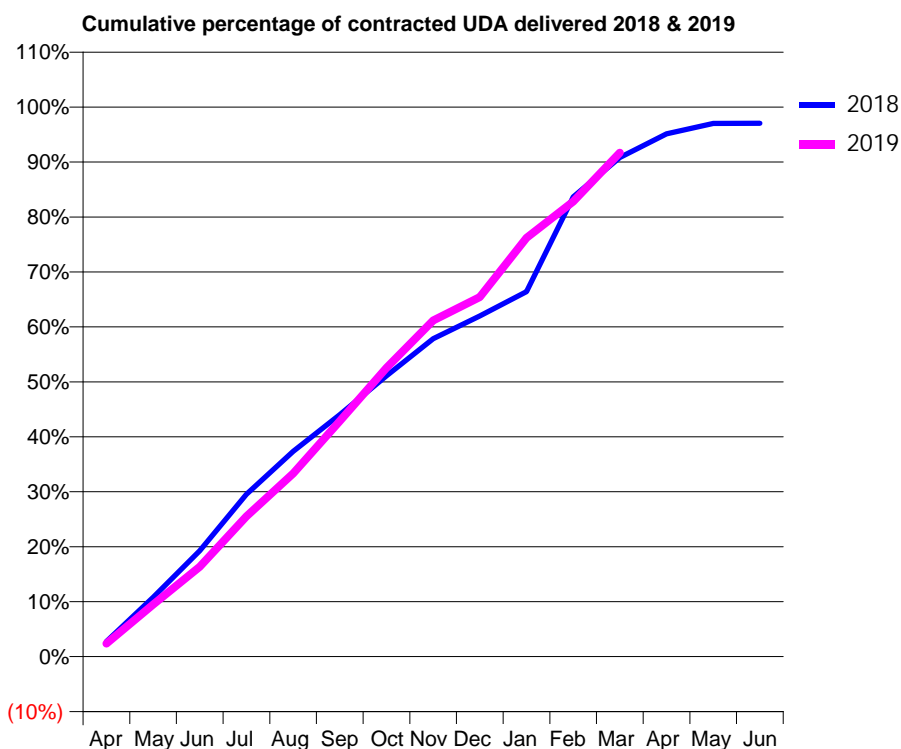
18/19 Contracted general activity (UDA)	6,764
Carry forward general activity (UDA)	199
18/19 Contracted orthodontic activity (UOA)	0
Carry forward orthodontic activity (UOA)	0
Baseline contract value	£168,105.02

ACCESS*

Patients seen in 24 months	Total	Change since previous quarter
Quarter ending March 2018	1,690	
Quarter ending June 2018	1,706	→
Quarter ending September 2018	1,715	→
Quarter ending December 2018	1,755	↑
Quarter ending March 2019	1,765	→
Variance since March 2018	4.4%	↑



ACTIVITY



Month	Adjusted Scheduled Activity (UDA)	
	2018	2019
April	186	161
May	730	640
June	1,303	1,107
July	1,998	1,727
August	2,527	2,255
September	2,978	2,898
October	3,455	3,555
November	3,913	4,138
December	4,193	4,425
January	4,492	5,153
February	5,659	5,601
March	6,144	6,203
April	6,434	
May	6,562	
June	6,565	

QUALITY

	Quantity	Base Number	Contract	AT	Region	England
% of FP17s for the same patient ID Re-attending within 3 months - Children	74	976	7.6%	8.9%	11.3%	11.8%
% of FP17s for the same patient ID Re-attending within 3 months - Adults	187	1,902	9.8%	13.1%	15.4%	15.7%
% of FP17s for the same patient ID Re-attending between 3 & 9 months - Children	760	976	77.9%	62.1%	61.3%	58.9%
% of FP17s for the same patient ID Re-attending between 3 & 9 months - Adults	1,321	1,902	69.5%	52.3%	52.1%	50.8%
% of FP17s for Band 1 Urgent Courses	119	2,766	4.3%	8.4%	9.5%	9.1%
% of FP17s Relating to Free Repair or Replacements	10	2,766	0.4%	0.7%	0.6%	0.8%
% of FP17s Relating to Continuations	16	2,766	0.6%	0.7%	0.8%	0.9%
% of Patients satisfied with the dentistry they have received	3	3	N/A	93.4%	92.4%	92.5%
% of Patients satisfied with the time they had to wait for an appointment	3	3	N/A	85.3%	86.3%	87.0%

* This is based on patients treated on this contract for their most recent course of treatment. Figures in italics indicate the base number of FP17s or Patient Questionnaire responses are less than 100. N/A is shown where the base number of responses is less than 10 during the period. % is calculated as Quantity/Base number*100

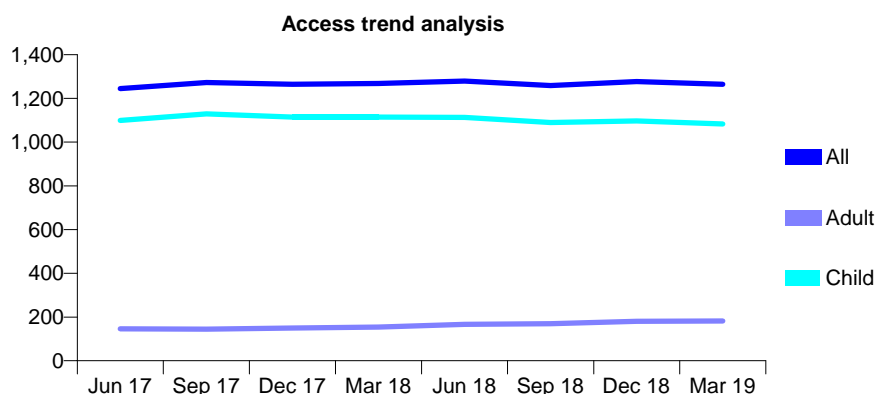
Q64 - Vital Signs At a Glance Contract Report for 117617/0001 - March 2019

Name or company name	Barley Mow Dental Care
Contract type name	GDS Contract
Purpose of contract	General
Contract start date	01/04/2006
Contract end date	

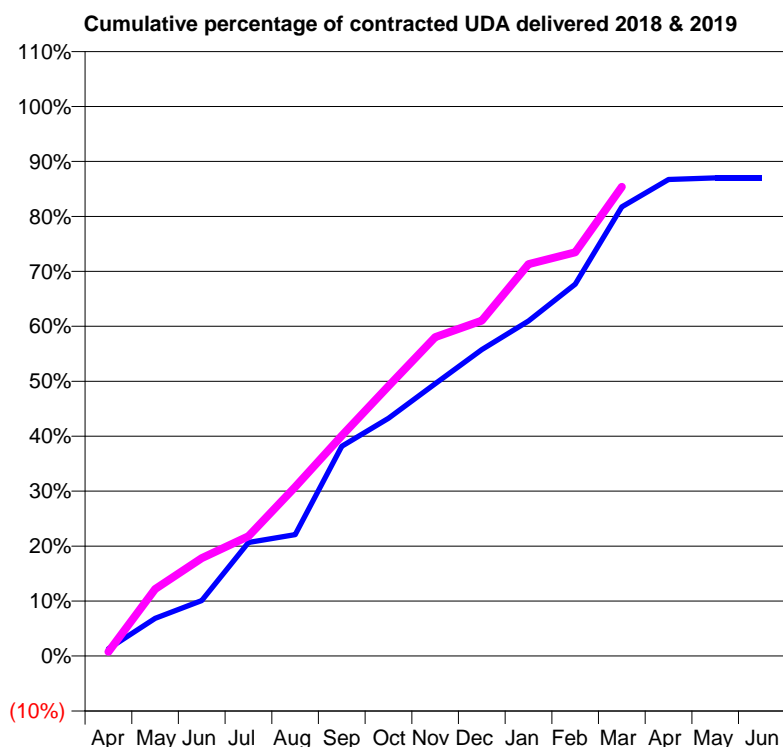
18/19 Contracted general activity (UDA)	3,100
Carry forward general activity (UDA)	0
18/19 Contracted orthodontic activity (UOA)	0
Carry forward orthodontic activity (UOA)	0
Baseline contract value	£75,925.08

ACCESS*

Patients seen in 24 months	Total	Change since previous quarter
Quarter ending March 2018	1,268	
Quarter ending June 2018	1,279	→
Quarter ending September 2018	1,259	↓
Quarter ending December 2018	1,277	→
Quarter ending March 2019	1,265	→
Variance since March 2018	(0.2%)	→



ACTIVITY



Month	Adjusted Scheduled Activity (UDA)	
	2018	2019
April	41	24
May	212	378
June	313	552
July	641	676
August	685	954
September	1,183	1,243
October	1,341	1,523
November	1,537	1,799
December	1,728	1,892
January	1,890	2,210
February	2,098	2,277
March	2,534	2,646
April	2,688	
May	2,697	
June	2,697	

QUALITY

	Quantity	Base Number	Contract	AT	Region	England
% of FP17s for the same patient ID Re-attending within 3 months - Children	222	2,041	10.9%	8.9%	11.3%	11.8%
% of FP17s for the same patient ID Re-attending within 3 months - Adults	8	80	10.0%	13.1%	15.4%	15.7%
% of FP17s for the same patient ID Re-attending between 3 & 9 months - Children	1,279	2,041	62.7%	62.1%	61.3%	58.9%
% of FP17s for the same patient ID Re-attending between 3 & 9 months - Adults	55	80	68.8%	52.3%	52.1%	50.8%
% of FP17s for Band 1 Urgent Courses	47	2,026	2.3%	8.4%	9.5%	9.1%
% of FP17s Relating to Free Repair or Replacements	1	2,026	0.0%	0.7%	0.6%	0.8%
% of FP17s Relating to Continuations	0	2,026	0.0%	0.7%	0.8%	0.9%
% of Patients satisfied with the dentistry they have received	1	1	N/A	93.4%	92.4%	92.5%
% of Patients satisfied with the time they had to wait for an appointment	1	1	N/A	85.3%	86.3%	87.0%

* This is based on patients treated on this contract for their most recent course of treatment. Figures in italics indicate the base number of FP17s or Patient Questionnaire responses are less than 100. N/A is shown where the base number of responses is less than 10 during the period. % is calculated as Quantity/Base number*100

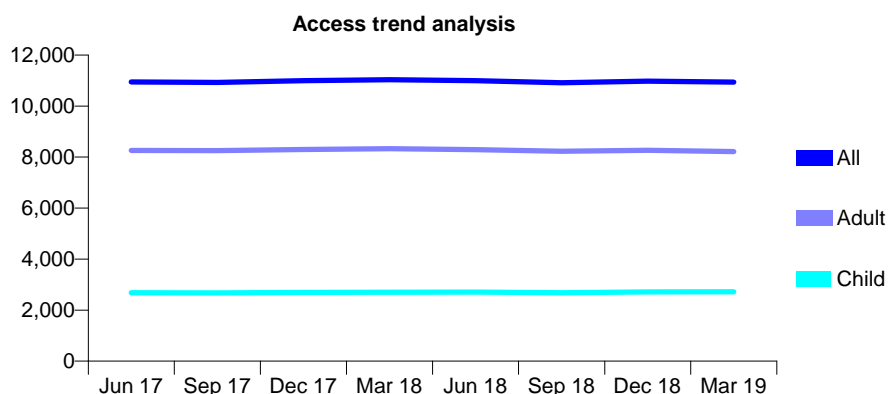
Q64 - Vital Signs At a Glance Contract Report for 117811/0001 - March 2019

Name or company name	Chipping Manor Dental Practice Ltd.
Contract type name	GDS Contract
Purpose of contract	General
Contract start date	01/04/2008
Contract end date	

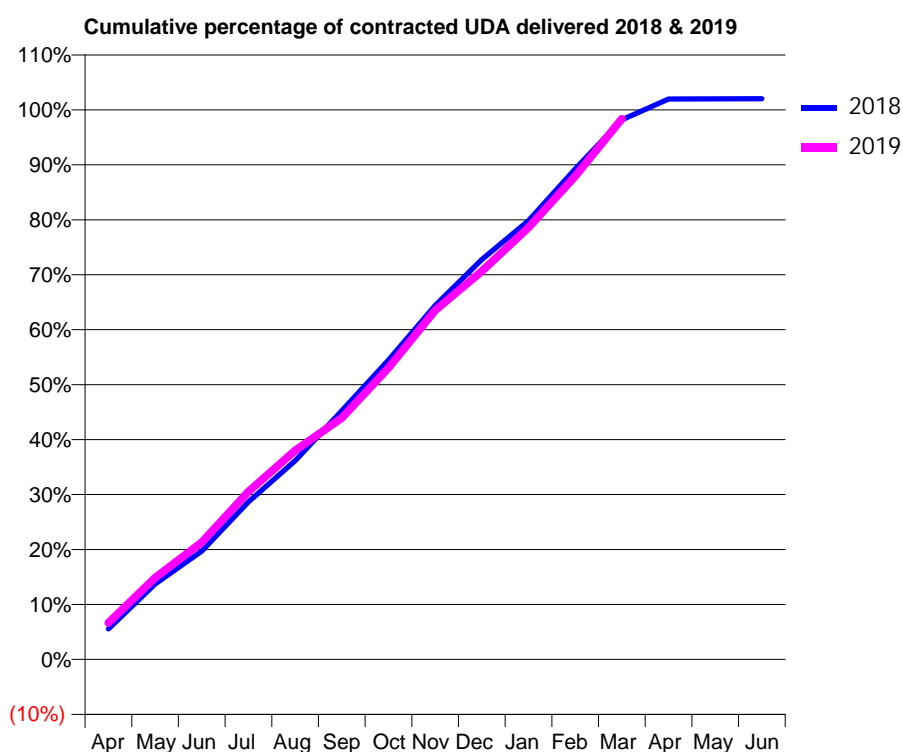
18/19 Contracted general activity (UDA)	33,004
Carry forward general activity (UDA)	-660
18/19 Contracted orthodontic activity (UOA)	0
Carry forward orthodontic activity (UOA)	0
Baseline contract value	£919,956.91

ACCESS*

Patients seen in 24 months	Total	Change since previous quarter
Quarter ending March 2018	11,033	
Quarter ending June 2018	10,997	→
Quarter ending September 2018	10,915	→
Quarter ending December 2018	10,978	→
Quarter ending March 2019	10,940	→
Variance since March 2018	(0.8%)	→



ACTIVITY



Month	Adjusted Scheduled Activity (UDA)	
	2018	2019
April	1,830	2,196
May	4,533	4,902
June	6,509	7,026
July	9,465	10,079
August	11,928	12,550
September	14,931	14,500
October	17,978	17,508
November	21,252	20,975
December	24,013	23,309
January	26,357	25,936
February	29,453	29,022
March	32,407	32,462
April	33,649	
May	33,666	
June	33,671	

QUALITY

	Quantity	Base Number	Contract	AT	Region	England
% of FP17s for the same patient ID Re-attending within 3 months - Children	331	4,472	7.4%	8.9%	11.3%	11.8%
% of FP17s for the same patient ID Re-attending within 3 months - Adults	1,925	11,815	16.3%	13.1%	15.4%	15.7%
% of FP17s for the same patient ID Re-attending between 3 & 9 months - Children	3,041	4,472	68.0%	62.1%	61.3%	58.9%
% of FP17s for the same patient ID Re-attending between 3 & 9 months - Adults	5,933	11,815	50.2%	52.3%	52.1%	50.8%
% of FP17s for Band 1 Urgent Courses	1,807	15,037	12.0%	8.4%	9.5%	9.1%
% of FP17s Relating to Free Repair or Replacements	168	15,037	1.1%	0.7%	0.6%	0.8%
% of FP17s Relating to Continuations	94	15,037	0.6%	0.7%	0.8%	0.9%
% of Patients satisfied with the dentistry they have received	8	8	N/A	93.4%	92.4%	92.5%
% of Patients satisfied with the time they had to wait for an appointment	5	8	N/A	85.3%	86.3%	87.0%

* This is based on patients treated on this contract for their most recent course of treatment. Figures in italics indicate the base number of FP17s or Patient Questionnaire responses are less than 100. N/A is shown where the base number of responses is less than 10 during the period. % is calculated as Quantity/Base number*100

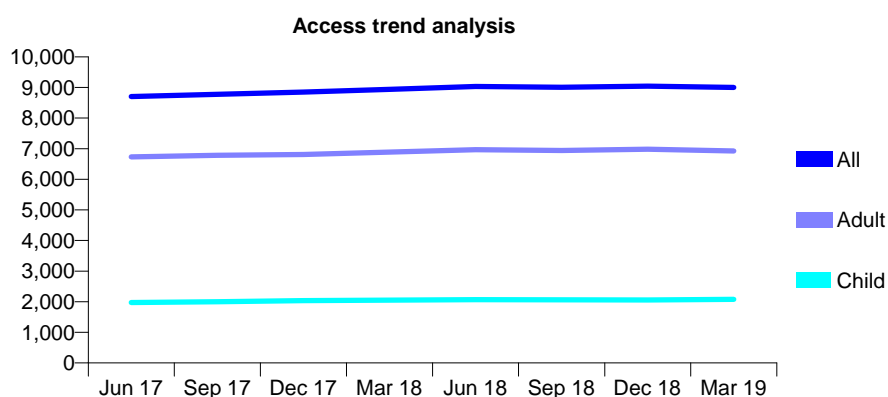
Q64 - Vital Signs At a Glance Contract Report for 117811/0002 - March 2019

Name or company name	Chipping Manor Dental Practice Ltd.
Contract type name	GDS Contract
Purpose of contract	General
Contract start date	17/09/2008
Contract end date	

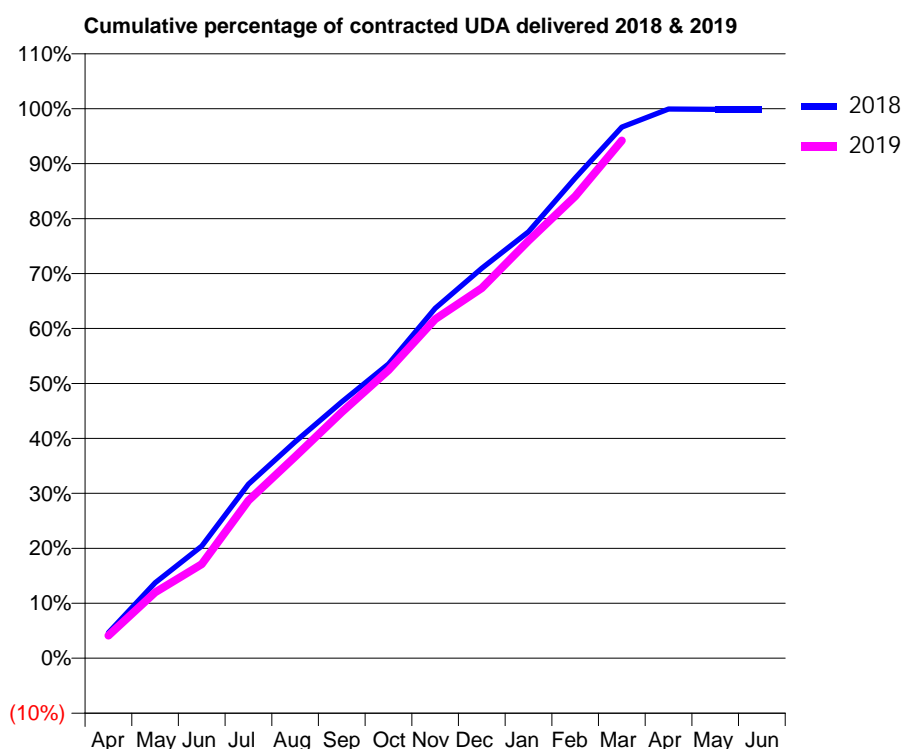
18/19 Contracted general activity (UDA)	26,100
Carry forward general activity (UDA)	34
18/19 Contracted orthodontic activity (UOA)	0
Carry forward orthodontic activity (UOA)	0
Baseline contract value	£695,399.83

ACCESS*

Patients seen in 24 months	Total	Change since previous quarter
Quarter ending March 2018	8,939	
Quarter ending June 2018	9,035	→
Quarter ending September 2018	9,006	→
Quarter ending December 2018	9,044	→
Quarter ending March 2019	9,002	→
Variance since March 2018	0.7%	→



ACTIVITY



Month	2018	2019
April	1,212	1,072
May	3,584	3,133
June	5,323	4,466
July	8,268	7,488
August	10,283	9,575
September	12,178	11,691
October	13,978	13,675
November	16,616	16,103
December	18,516	17,579
January	20,251	19,826
February	22,804	21,938
March	25,222	24,581
April	26,082	
May	26,065	
June	26,066	

QUALITY

	Quantity	Base Number	Contract	AT	Region	England
% of FP17s for the same patient ID Re-attending within 3 months - Children	172	3,489	4.9%	8.9%	11.3%	11.8%
% of FP17s for the same patient ID Re-attending within 3 months - Adults	1,010	9,511	10.6%	13.1%	15.4%	15.7%
% of FP17s for the same patient ID Re-attending between 3 & 9 months - Children	2,441	3,489	70.0%	62.1%	61.3%	58.9%
% of FP17s for the same patient ID Re-attending between 3 & 9 months - Adults	4,779	9,511	50.2%	52.3%	52.1%	50.8%
% of FP17s for Band 1 Urgent Courses	551	12,611	4.4%	8.4%	9.5%	9.1%
% of FP17s Relating to Free Repair or Replacements	277	12,611	2.2%	0.7%	0.6%	0.8%
% of FP17s Relating to Continuations	140	12,611	1.1%	0.7%	0.8%	0.9%
% of Patients satisfied with the dentistry they have received	10	11	90.9%	93.4%	92.4%	92.5%
% of Patients satisfied with the time they had to wait for an appointment	11	11	100.0%	85.3%	86.3%	87.0%

* This is based on patients treated on this contract for their most recent course of treatment.

Figures in italics indicate the base number of FP17s or Patient Questionnaire responses are less than 100. N/A is shown where the base number of responses is less than 10 during the period. % is calculated as Quantity/Base number*100

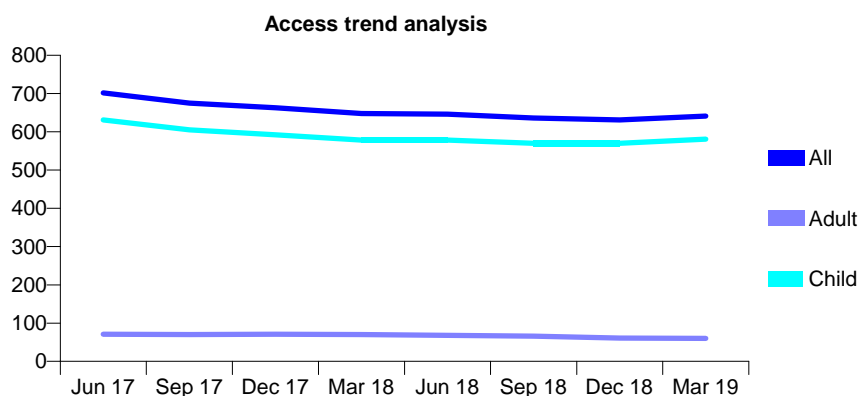
Q64 - Vital Signs At a Glance Contract Report for 118222/0002 - March 2019

Name or company name	Long Street Dental
Contract type name	GDS Contract
Purpose of contract	General
Contract start date	01/05/2006
Contract end date	

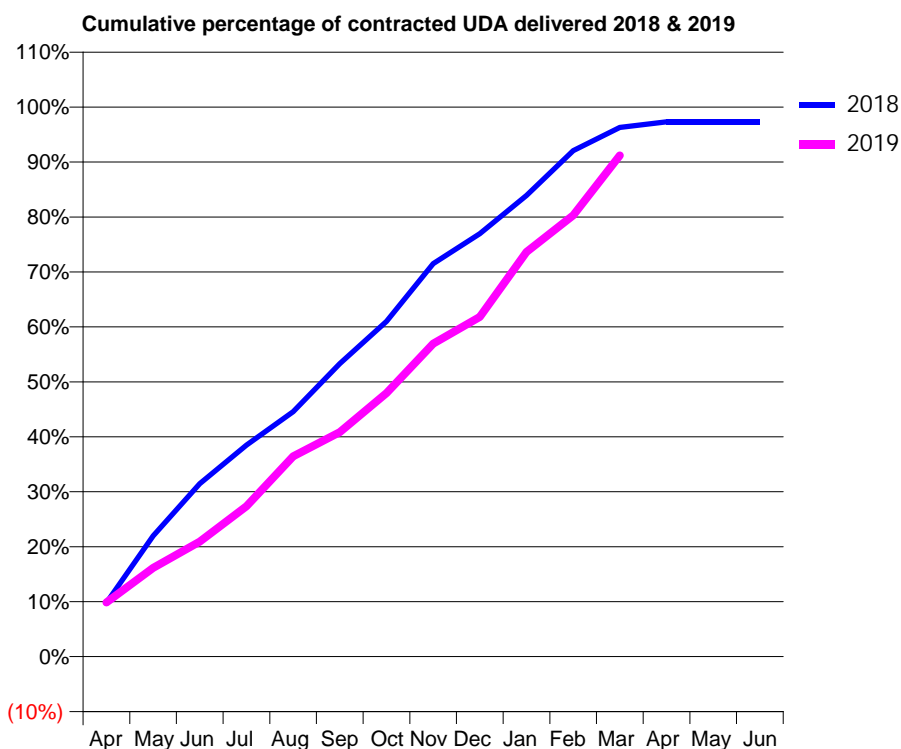
18/19 Contracted general activity (UDA)	1,300
Carry forward general activity (UDA)	35
18/19 Contracted orthodontic activity (UOA)	0
Carry forward orthodontic activity (UOA)	0
Baseline contract value	£35,056.88

ACCESS*

Patients seen in 24 months	Total	Change since previous quarter
Quarter ending March 2018	648	
Quarter ending June 2018	646	→
Quarter ending September 2018	636	↓
Quarter ending December 2018	631	→
Quarter ending March 2019	641	→
Variance since March 2018	(1.1%)	↓



ACTIVITY



Month	Adjusted Scheduled Activity (UDA)	
	2018	2019
April	127	128
May	286	210
June	409	272
July	500	356
August	579	474
September	693	531
October	793	624
November	930	740
December	1,000	804
January	1,091	957
February	1,197	1,044
March	1,252	1,185
April	1,265	
May	1,265	
June	1,265	

QUALITY

	Quantity	Base Number	Contract	AT	Region	England
% of FP17s for the same patient ID Re-attending within 3 months - Children	60	1,030	5.8%	8.9%	11.3%	11.8%
% of FP17s for the same patient ID Re-attending within 3 months - Adults	0	0	N/A	13.1%	15.4%	15.7%
% of FP17s for the same patient ID Re-attending between 3 & 9 months - Children	772	1,030	75.0%	62.1%	61.3%	58.9%
% of FP17s for the same patient ID Re-attending between 3 & 9 months - Adults	0	0	N/A	52.3%	52.1%	50.8%
% of FP17s for Band 1 Urgent Courses	28	1,008	2.8%	8.4%	9.5%	9.1%
% of FP17s Relating to Free Repair or Replacements	0	1,008	0.0%	0.7%	0.6%	0.8%
% of FP17s Relating to Continuations	16	1,008	1.6%	0.7%	0.8%	0.9%
% of Patients satisfied with the dentistry they have received	0	0	N/A	93.4%	92.4%	92.5%
% of Patients satisfied with the time they had to wait for an appointment	0	0	N/A	85.3%	86.3%	87.0%

* This is based on patients treated on this contract for their most recent course of treatment. Figures in italics indicate the base number of FP17s or Patient Questionnaire responses are less than 100. N/A is shown where the base number of responses is less than 10 during the period. % is calculated as Quantity/Base number*100

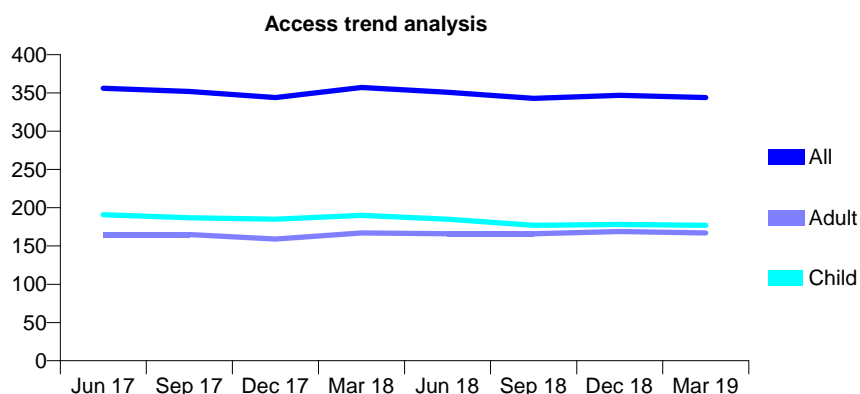
Q64 - Vital Signs At a Glance Contract Report for 119504/0001 - March 2019

Name or company name	Mr CS Lambert-Rose
Contract type name	GDS Contract
Purpose of contract	General
Contract start date	18/05/2012
Contract end date	

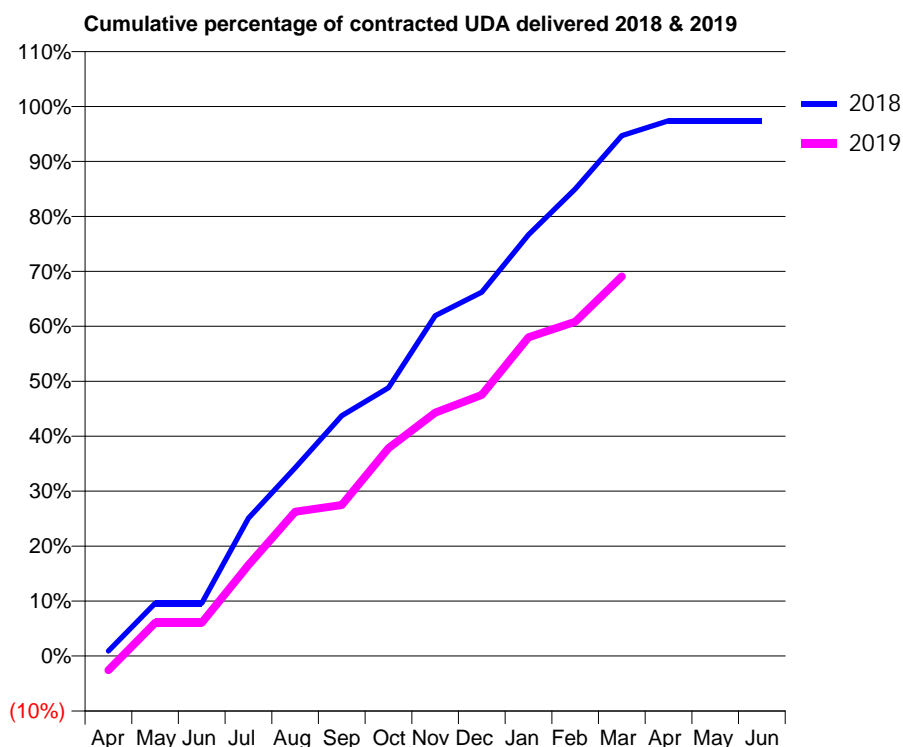
18/19 Contracted general activity (UDA)	650
Carry forward general activity (UDA)	17
18/19 Contracted orthodontic activity (UOA)	0
Carry forward orthodontic activity (UOA)	0
Baseline contract value	£14,694.51

ACCESS*

Patients seen in 24 months	Total	Change since previous quarter
Quarter ending March 2018	357	
Quarter ending June 2018	351	↓
Quarter ending September 2018	343	↓
Quarter ending December 2018	347	→
Quarter ending March 2019	344	→
Variance since March 2018	(3.6%)	↓



ACTIVITY



Month	Adjusted Scheduled Activity (UDA)	
	2018	2019
April	6	-17
May	62	39
June	62	39
July	163	108
August	223	171
September	284	179
October	317	246
November	402	288
December	430	309
January	498	377
February	552	395
March	616	449
April	633	
May	633	
June	633	

QUALITY

	Quantity	Base Number	Contract	AT	Region	England
% of FP17s for the same patient ID Re-attending within 3 months - Children	4	189	2.1%	8.9%	11.3%	11.8%
% of FP17s for the same patient ID Re-attending within 3 months - Adults	11	151	7.3%	13.1%	15.4%	15.7%
% of FP17s for the same patient ID Re-attending between 3 & 9 months - Children	65	189	34.4%	62.1%	61.3%	58.9%
% of FP17s for the same patient ID Re-attending between 3 & 9 months - Adults	41	151	27.2%	52.3%	52.1%	50.8%
% of FP17s for Band 1 Urgent Courses	9	325	2.8%	8.4%	9.5%	9.1%
% of FP17s Relating to Free Repair or Replacements	0	325	0.0%	0.7%	0.6%	0.8%
% of FP17s Relating to Continuations	3	325	0.9%	0.7%	0.8%	0.9%
% of Patients satisfied with the dentistry they have received	0	0	N/A	93.4%	92.4%	92.5%
% of Patients satisfied with the time they had to wait for an appointment	0	0	N/A	85.3%	86.3%	87.0%

* This is based on patients treated on this contract for their most recent course of treatment. Figures in italics indicate the base number of FP17s or Patient Questionnaire responses are less than 100. N/A is shown where the base number of responses is less than 10 during the period. % is calculated as Quantity/Base number*100

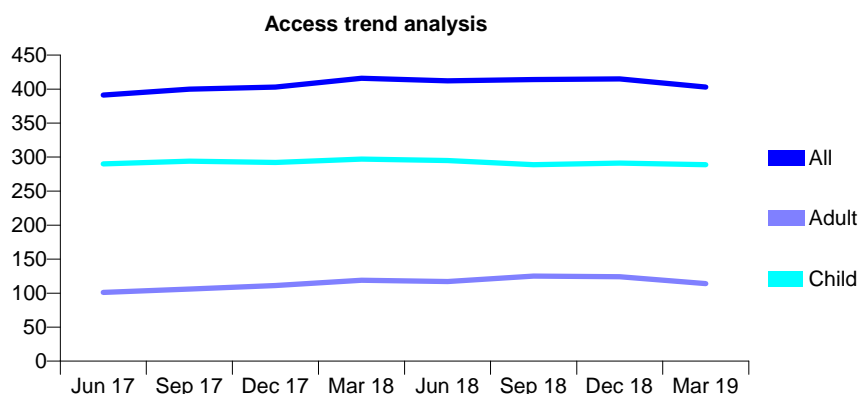
Q64 - Vital Signs At a Glance Contract Report for 119733/0001 - March 2019

Name or company name	CD Rosser Dental Practice Ltd
Contract type name	GDS Contract
Purpose of contract	General
Contract start date	01/07/2012
Contract end date	

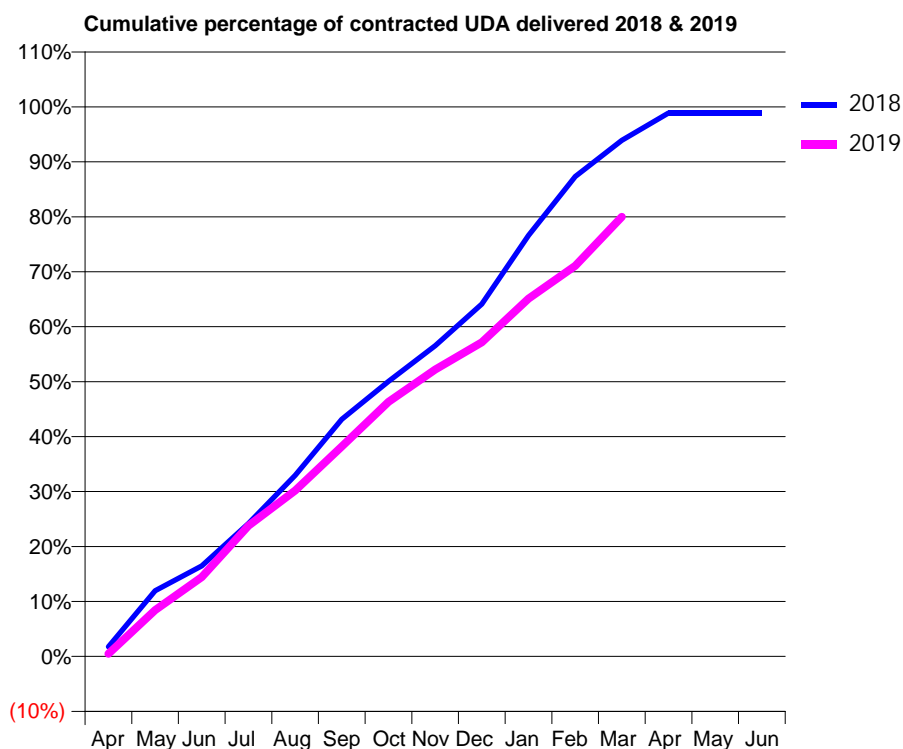
18/19 Contracted general activity (UDA)	1,187
Carry forward general activity (UDA)	13
18/19 Contracted orthodontic activity (UOA)	0
Carry forward orthodontic activity (UOA)	0
Baseline contract value	£27,284.94

ACCESS*

Patients seen in 24 months	Total	Change since previous quarter
Quarter ending March 2018	416	
Quarter ending June 2018	412	→
Quarter ending September 2018	414	→
Quarter ending December 2018	415	→
Quarter ending March 2019	403	↓
Variance since March 2018	(3.1%)	↓



ACTIVITY



Month	Adjusted Scheduled Activity (UDA)	
	2018	2019
April	21	6
May	142	100
June	195	171
July	287	282
August	391	358
September	512	453
October	594	550
November	671	620
December	761	679
January	909	773
February	1,036	844
March	1,115	950
April	1,174	
May	1,174	
June	1,174	

QUALITY

	Quantity	Base Number	Contract	AT	Region	England
% of FP17s for the same patient ID Re-attending within 3 months - Children	47	503	9.3%	8.9%	11.3%	11.8%
% of FP17s for the same patient ID Re-attending within 3 months - Adults	13	121	10.7%	13.1%	15.4%	15.7%
% of FP17s for the same patient ID Re-attending between 3 & 9 months - Children	344	503	68.4%	62.1%	61.3%	58.9%
% of FP17s for the same patient ID Re-attending between 3 & 9 months - Adults	85	121	70.2%	52.3%	52.1%	50.8%
% of FP17s for Band 1 Urgent Courses	3	587	0.5%	8.4%	9.5%	9.1%
% of FP17s Relating to Free Repair or Replacements	0	587	0.0%	0.7%	0.6%	0.8%
% of FP17s Relating to Continuations	0	587	0.0%	0.7%	0.8%	0.9%
% of Patients satisfied with the dentistry they have received	0	0	N/A	93.4%	92.4%	92.5%
% of Patients satisfied with the time they had to wait for an appointment	0	0	N/A	85.3%	86.3%	87.0%

* This is based on patients treated on this contract for their most recent course of treatment. Figures in italics indicate the base number of FP17s or Patient Questionnaire responses are less than 100. N/A is shown where the base number of responses is less than 10 during the period. % is calculated as Quantity/Base number*100

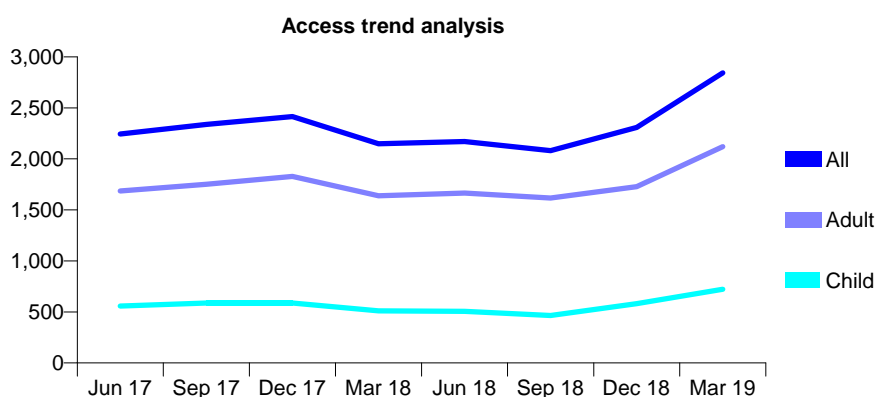
Q64 - Vital Signs At a Glance Contract Report for 121851/0001 - March 2019

Name or company name	Dharwar Moller Partnership
Contract type name	GDS Contract
Purpose of contract	General
Contract start date	01/02/2016
Contract end date	

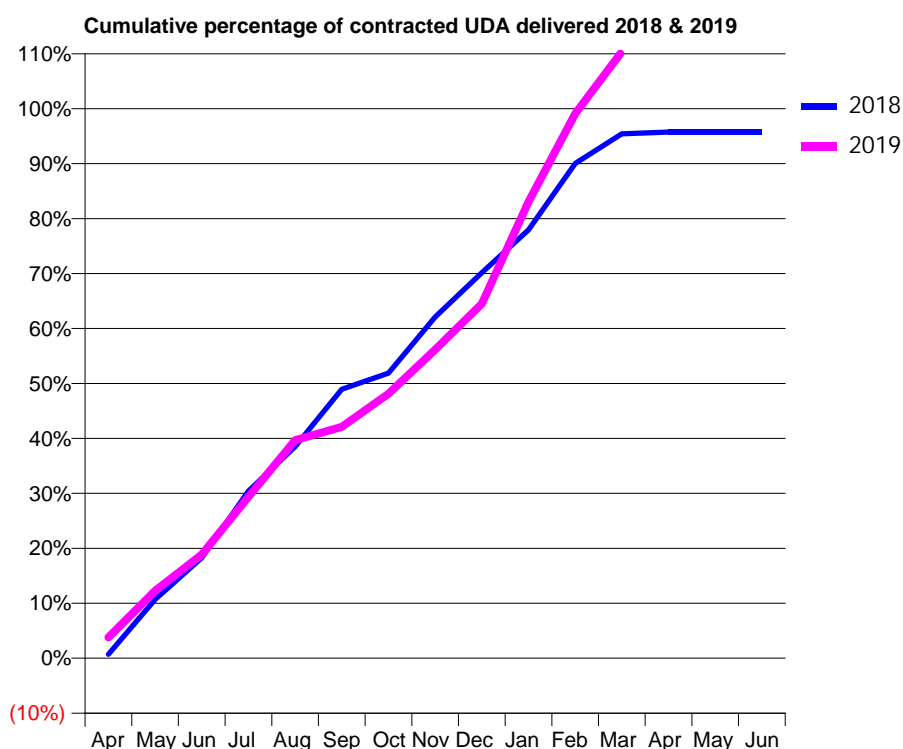
18/19 Contracted general activity (UDA)	6,500
Carry forward general activity (UDA)	0
18/19 Contracted orthodontic activity (UOA)	0
Carry forward orthodontic activity (UOA)	0
Baseline contract value	£139,432.20

ACCESS*

Patients seen in 24 months	Total	Change since previous quarter
Quarter ending March 2018	2,149	
Quarter ending June 2018	2,171	→
Quarter ending September 2018	2,081	↓
Quarter ending December 2018	2,308	↑
Quarter ending March 2019	2,842	↑
Variance since March 2018	32.2%	↑



ACTIVITY



Month	Adjusted Scheduled Activity (UDA)	
	2018	2019
April	47	246
May	697	797
June	1,189	1,227
July	1,977	1,909
August	2,504	2,580
September	3,180	2,735
October	3,372	3,129
November	4,037	3,650
December	4,559	4,192
January	5,066	5,397
February	5,851	6,441
March	6,204	7,173
April	6,224	
May	6,224	
June	6,224	

QUALITY

	Quantity	Base Number	Contract	AT	Region	England
% of FP17s for the same patient ID Re-attending within 3 months - Children	48	953	5.0%	8.9%	11.3%	11.8%
% of FP17s for the same patient ID Re-attending within 3 months - Adults	288	3,107	9.3%	13.1%	15.4%	15.7%
% of FP17s for the same patient ID Re-attending between 3 & 9 months - Children	334	953	35.0%	62.1%	61.3%	58.9%
% of FP17s for the same patient ID Re-attending between 3 & 9 months - Adults	1,157	3,107	37.2%	52.3%	52.1%	50.8%
% of FP17s for Band 1 Urgent Courses	404	4,052	10.0%	8.4%	9.5%	9.1%
% of FP17s Relating to Free Repair or Replacements	23	4,052	0.6%	0.7%	0.6%	0.8%
% of FP17s Relating to Continuations	16	4,052	0.4%	0.7%	0.8%	0.9%
% of Patients satisfied with the dentistry they have received	6	6	N/A	93.4%	92.4%	92.5%
% of Patients satisfied with the time they had to wait for an appointment	5	6	N/A	85.3%	86.3%	87.0%

* This is based on patients treated on this contract for their most recent course of treatment. Figures in italics indicate the base number of FP17s or Patient Questionnaire responses are less than 100. N/A is shown where the base number of responses is less than 10 during the period. % is calculated as Quantity/Base number*100

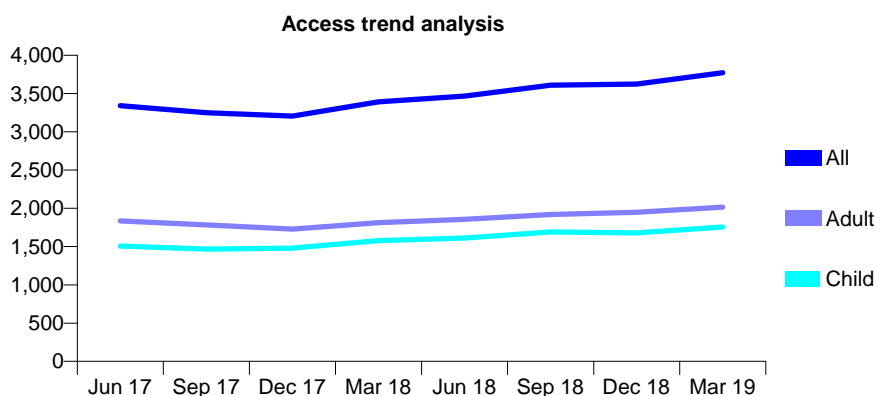
Q64 - Vital Signs At a Glance Contract Report for 122157/0001 - March 2019

Name or company name	Care Dental
Contract type name	GDS Contract
Purpose of contract	General
Contract start date	01/04/2013
Contract end date	

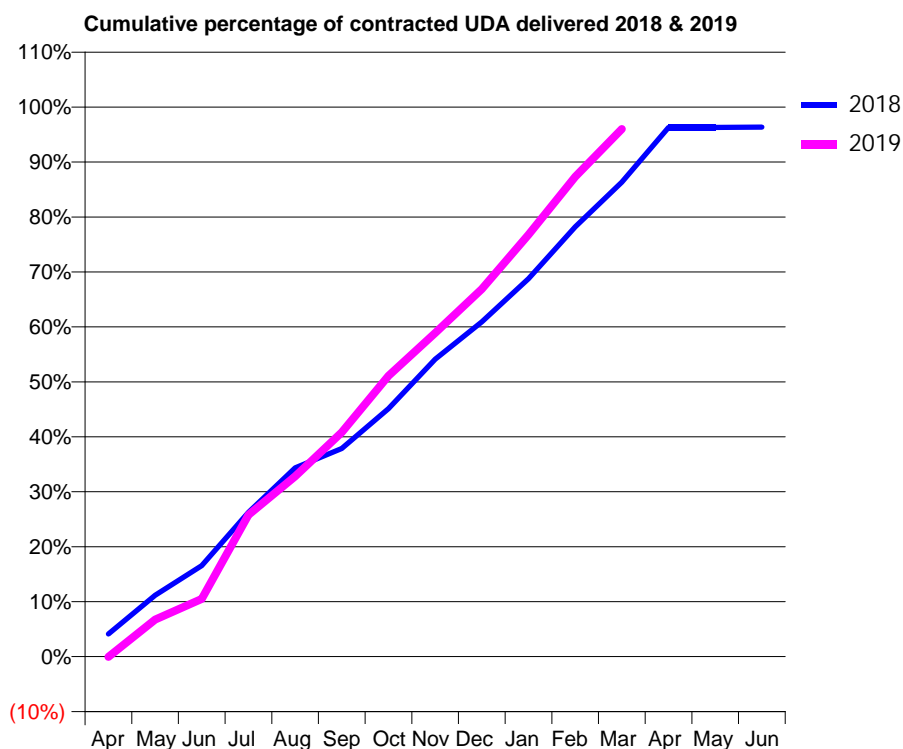
18/19 Contracted general activity (UDA)	9,000
Carry forward general activity (UDA)	328
18/19 Contracted orthodontic activity (UOA)	0
Carry forward orthodontic activity (UOA)	0
Baseline contract value	£243,694.61

ACCESS*

Patients seen in 24 months	Total	Change since previous quarter
Quarter ending March 2018	3,390	
Quarter ending June 2018	3,468	↑
Quarter ending September 2018	3,609	↑
Quarter ending December 2018	3,625	→
Quarter ending March 2019	3,772	↑
Variance since March 2018	11.3%	↑



ACTIVITY



Month	Adjusted Scheduled Activity (UDA)	
	2018	2019
April	373	-5
May	1,005	607
June	1,490	944
July	2,364	2,320
August	3,092	2,953
September	3,409	3,675
October	4,061	4,598
November	4,871	5,301
December	5,483	6,018
January	6,188	6,912
February	7,038	7,860
March	7,769	8,638
April	8,666	
May	8,667	
June	8,672	

QUALITY

	Quantity	Base Number	Contract	AT	Region	England
% of FP17s for the same patient ID Re-attending within 3 months - Children	111	2,598	4.3%	8.9%	11.3%	11.8%
% of FP17s for the same patient ID Re-attending within 3 months - Adults	214	2,661	8.0%	13.1%	15.4%	15.7%
% of FP17s for the same patient ID Re-attending between 3 & 9 months - Children	1,485	2,598	57.2%	62.1%	61.3%	58.9%
% of FP17s for the same patient ID Re-attending between 3 & 9 months - Adults	1,332	2,661	50.1%	52.3%	52.1%	50.8%
% of FP17s for Band 1 Urgent Courses	187	4,884	3.8%	8.4%	9.5%	9.1%
% of FP17s Relating to Free Repair or Replacements	8	4,884	0.2%	0.7%	0.6%	0.8%
% of FP17s Relating to Continuations	33	4,884	0.7%	0.7%	0.8%	0.9%
% of Patients satisfied with the dentistry they have received	2	2	N/A	93.4%	92.4%	92.5%
% of Patients satisfied with the time they had to wait for an appointment	2	2	N/A	85.3%	86.3%	87.0%

* This is based on patients treated on this contract for their most recent course of treatment. Figures in italics indicate the base number of FP17s or Patient Questionnaire responses are less than 100. N/A is shown where the base number of responses is less than 10 during the period. % is calculated as Quantity/Base number*100

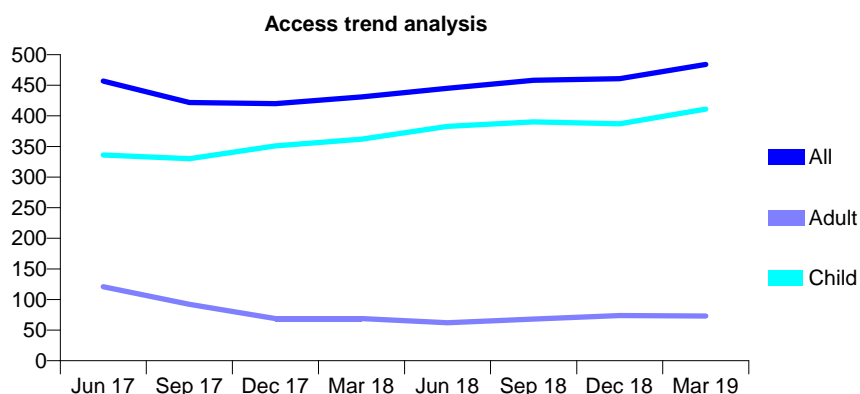
Q64 - Vital Signs At a Glance Contract Report for 123455/0001 - March 2019

Name or company name	The Corsham Dental Partnership
Contract type name	GDS Contract
Purpose of contract	General
Contract start date	29/08/2014
Contract end date	

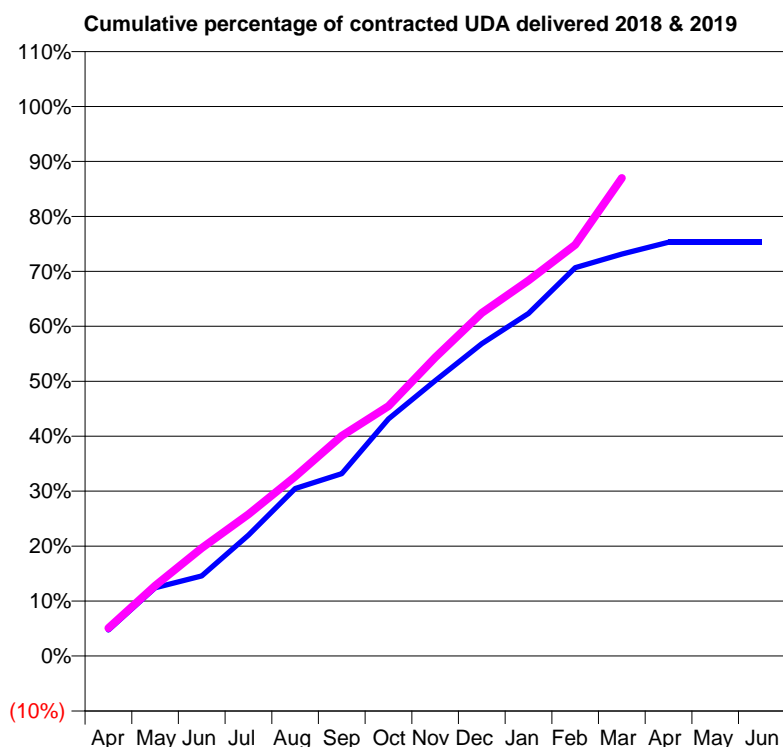
18/19 Contracted general activity (UDA)	1,085
Carry forward general activity (UDA)	0
18/19 Contracted orthodontic activity (UOA)	0
Carry forward orthodontic activity (UOA)	0
Baseline contract value	£23,670.00

ACCESS*

Patients seen in 24 months	Total	Change since previous quarter
Quarter ending March 2018	431	
Quarter ending June 2018	445	↑
Quarter ending September 2018	458	↑
Quarter ending December 2018	461	→
Quarter ending March 2019	484	↑
Variance since March 2018	12.3%	↑



ACTIVITY



Month	Adjusted Scheduled Activity (UDA)	
	2018	2019
April	51	55
May	135	139
June	158	213
July	239	280
August	331	354
September	360	435
October	468	493
November	544	589
December	616	677
January	676	741
February	767	812
March	794	944
April	817	
May	817	
June	817	

QUALITY

	Quantity	Base Number	Contract	AT	Region	England
% of FP17s for the same patient ID Re-attending within 3 months - Children	34	653	5.2%	8.9%	11.3%	11.8%
% of FP17s for the same patient ID Re-attending within 3 months - Adults	0	38	0.0%	13.1%	15.4%	15.7%
% of FP17s for the same patient ID Re-attending between 3 & 9 months - Children	418	653	64.0%	62.1%	61.3%	58.9%
% of FP17s for the same patient ID Re-attending between 3 & 9 months - Adults	25	38	65.8%	52.3%	52.1%	50.8%
% of FP17s for Band 1 Urgent Courses	23	671	3.4%	8.4%	9.5%	9.1%
% of FP17s Relating to Free Repair or Replacements	0	671	0.0%	0.7%	0.6%	0.8%
% of FP17s Relating to Continuations	6	671	0.9%	0.7%	0.8%	0.9%
% of Patients satisfied with the dentistry they have received	1	1	N/A	93.4%	92.4%	92.5%
% of Patients satisfied with the time they had to wait for an appointment	1	1	N/A	85.3%	86.3%	87.0%

* This is based on patients treated on this contract for their most recent course of treatment. Figures in italics indicate the base number of FP17s or Patient Questionnaire responses are less than 100. N/A is shown where the base number of responses is less than 10 during the period. % is calculated as Quantity/Base number*100

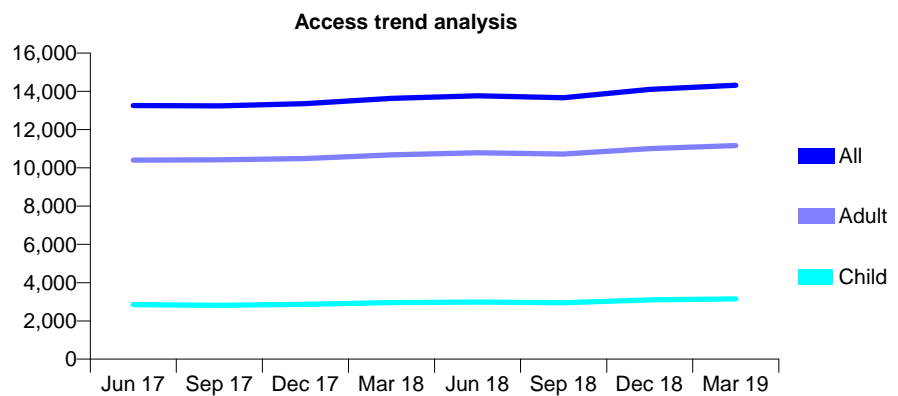
Q64 - Vital Signs At a Glance Contract Report for 125385/0001 - March 2019

Name or company name	Dr Michael Frain Ltd
Contract type name	GDS Contract
Purpose of contract	General
Contract start date	01/04/2008
Contract end date	

18/19 Contracted general activity (UDA)	36,167
Carry forward general activity (UDA)	480
18/19 Contracted orthodontic activity (UOA)	0
Carry forward orthodontic activity (UOA)	0
Baseline contract value	£832,136.45

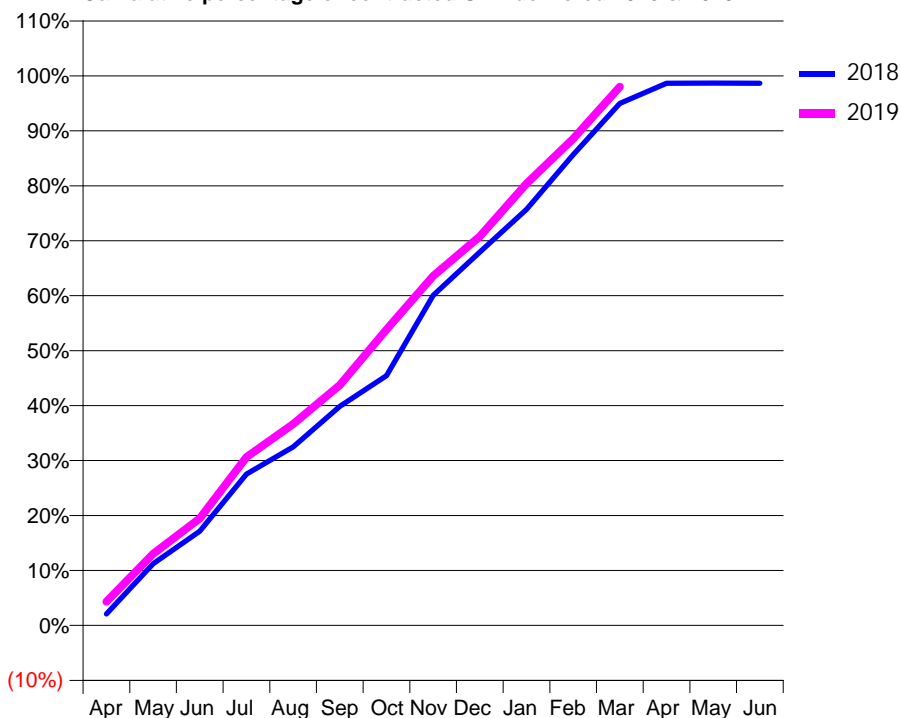
ACCESS*

Patients seen in 24 months	Total	Change since previous quarter
Quarter ending March 2018	13,633	
Quarter ending June 2018	13,767	→
Quarter ending September 2018	13,665	→
Quarter ending December 2018	14,102	↑
Quarter ending March 2019	14,316	→
Variance since March 2018	5.0%	↑



ACTIVITY

Cumulative percentage of contracted UDA delivered 2018 & 2019



Month	Adjusted Scheduled Activity (UDA)	
	2018	2019
April	754	1,563
May	4,012	4,714
June	6,124	7,047
July	9,836	11,079
August	11,608	13,254
September	14,240	15,814
October	16,241	19,472
November	21,463	22,998
December	24,271	25,598
January	27,053	29,071
February	30,611	32,035
March	33,941	35,449
April	35,253	
May	35,257	
June	35,252	

QUALITY

	Quantity	Base Number	Contract	AT	Region	England
% of FP17s for the same patient ID Re-attending within 3 months - Children	212	4,806	4.4%	8.9%	11.3%	11.8%
% of FP17s for the same patient ID Re-attending within 3 months - Adults	1,699	16,534	10.3%	13.1%	15.4%	15.7%
% of FP17s for the same patient ID Re-attending between 3 & 9 months - Children	3,276	4,806	68.2%	62.1%	61.3%	58.9%
% of FP17s for the same patient ID Re-attending between 3 & 9 months - Adults	10,294	16,534	62.3%	52.3%	52.1%	50.8%
% of FP17s for Band 1 Urgent Courses	852	20,654	4.1%	8.4%	9.5%	9.1%
% of FP17s Relating to Free Repair or Replacements	250	20,654	1.2%	0.7%	0.6%	0.8%
% of FP17s Relating to Continuations	199	20,654	1.0%	0.7%	0.8%	0.9%
% of Patients satisfied with the dentistry they have received	9	9	N/A	93.4%	92.4%	92.5%
% of Patients satisfied with the time they had to wait for an appointment	7	9	N/A	85.3%	86.3%	87.0%

* This is based on patients treated on this contract for their most recent course of treatment.

Figures in italics indicate the base number of FP17s or Patient Questionnaire responses are less than 100. N/A is shown where the base number of responses is less than 10 during the period. % is calculated as Quantity/Base number*100

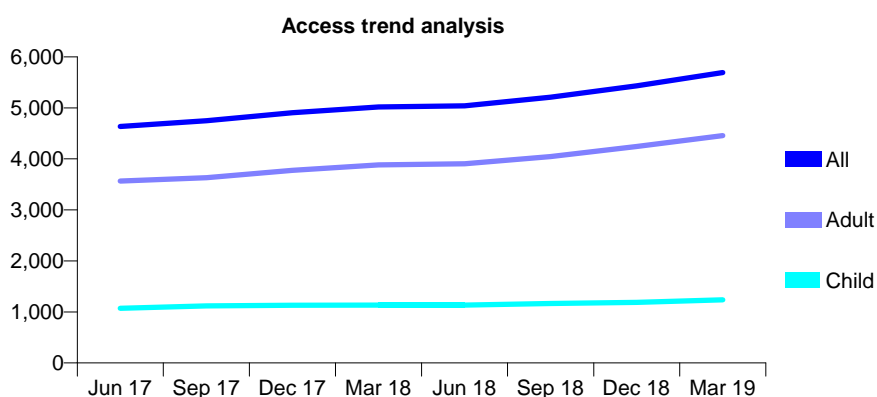
Q64 - Vital Signs At a Glance Contract Report for 125385/0002 - March 2019

Name or company name	Dr Michael Frain Ltd
Contract type name	GDS Contract
Purpose of contract	General and Orthodontic
Contract start date	01/04/2008
Contract end date	

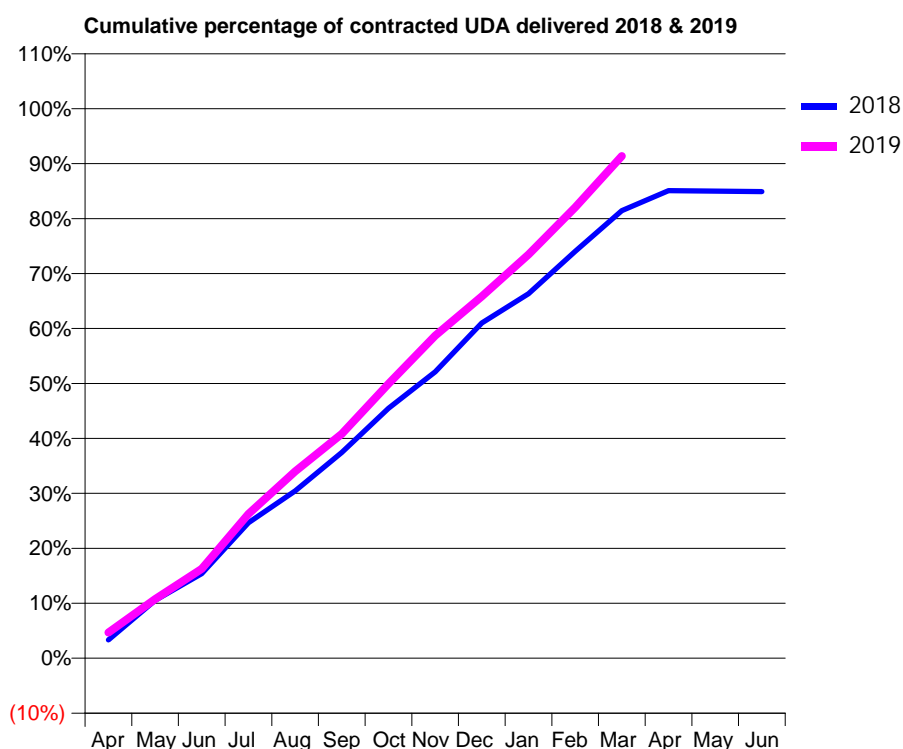
18/19 Contracted general activity (UDA)	14,500
Carry forward general activity (UDA)	0
18/19 Contracted orthodontic activity (UOA)	5,228
Carry forward orthodontic activity (UOA)	0
Baseline contract value	£688,837.60

ACCESS*

Patients seen in 24 months	Total	Change since previous quarter
Quarter ending March 2018	5,017	
Quarter ending June 2018	5,038	→
Quarter ending September 2018	5,210	↑
Quarter ending December 2018	5,431	↑
Quarter ending March 2019	5,694	↑
Variance since March 2018	13.5%	↑



ACTIVITY



Adjusted Scheduled Activity (UDA)		
Month	2018	2019
April	483	678
May	1,524	1,560
June	2,234	2,359
July	3,577	3,806
August	4,415	4,933
September	5,427	5,918
October	6,594	7,238
November	7,558	8,509
December	8,843	9,546
January	9,618	10,654
February	10,739	11,899
March	11,811	13,250
April	12,338	
May	12,325	
June	12,311	

QUALITY

	Quantity	Base Number	Contract	AT	Region	England
% of FP17s for the same patient ID Re-attending within 3 months - Children	403	2,757	14.6%	8.9%	11.3%	11.8%
% of FP17s for the same patient ID Re-attending within 3 months - Adults	612	6,720	9.1%	13.1%	15.4%	15.7%
% of FP17s for the same patient ID Re-attending between 3 & 9 months - Children	1,266	2,757	45.9%	62.1%	61.3%	58.9%
% of FP17s for the same patient ID Re-attending between 3 & 9 months - Adults	3,788	6,720	56.4%	52.3%	52.1%	50.8%
% of FP17s for Band 1 Urgent Courses	449	8,270	5.4%	8.4%	9.5%	9.1%
% of FP17s Relating to Free Repair or Replacements	76	8,270	0.9%	0.7%	0.6%	0.8%
% of FP17s Relating to Continuations	24	8,270	0.3%	0.7%	0.8%	0.9%
% of Patients satisfied with the dentistry they have received	4	4	N/A	93.4%	92.4%	92.5%
% of Patients satisfied with the time they had to wait for an appointment	4	4	N/A	85.3%	86.3%	87.0%

* This is based on patients treated on this contract for their most recent course of treatment.

Figures in italics indicate the base number of FP17s or Patient Questionnaire responses are less than 100. N/A is shown where the base number of responses is less than 10 during the period. % is calculated as Quantity/Base number*100

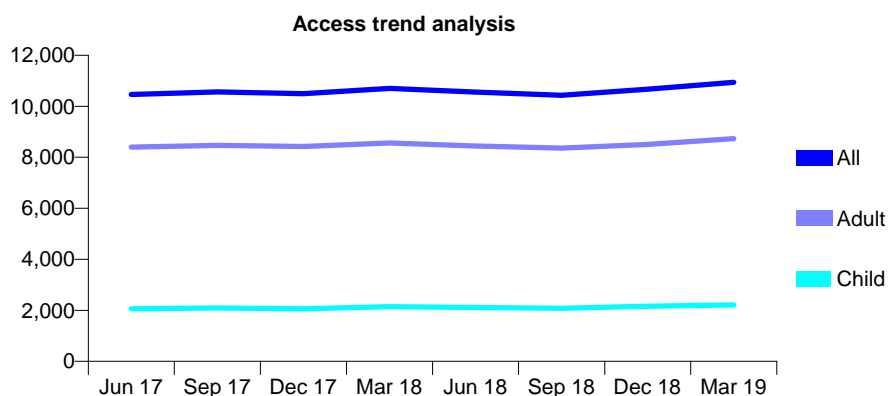
Q64 - Vital Signs At a Glance Contract Report for 125385/0003 - March 2019

Name or company name	Dr Michael Frain Ltd
Contract type name	GDS Contract
Purpose of contract	General
Contract start date	01/04/2008
Contract end date	

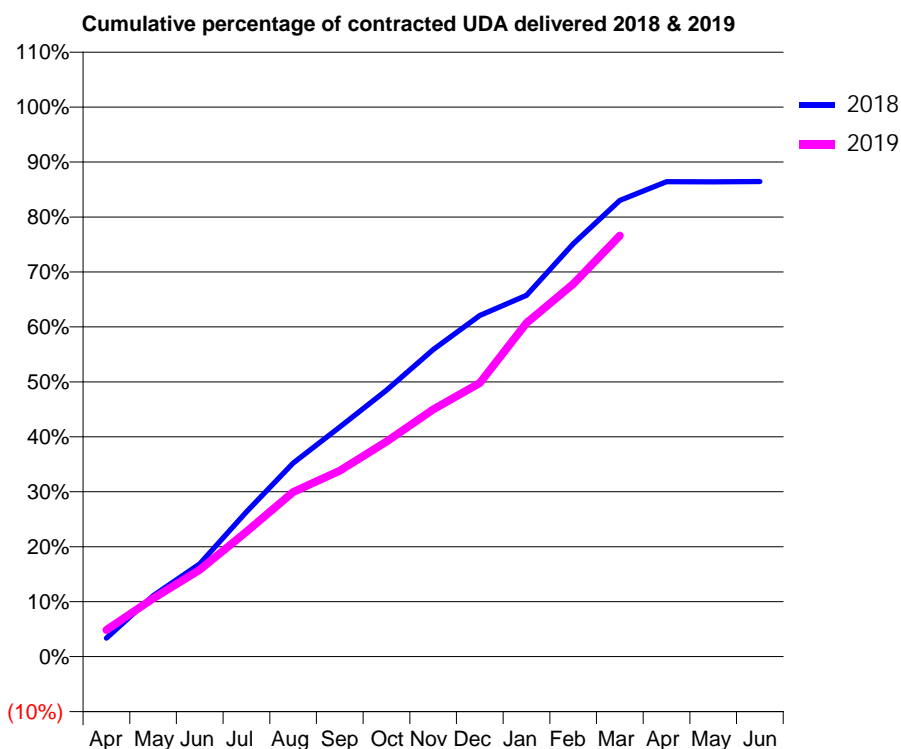
18/19 Contracted general activity (UDA)	32,680
Carry forward general activity (UDA)	0
18/19 Contracted orthodontic activity (UOA)	0
Carry forward orthodontic activity (UOA)	0
Baseline contract value	£923,105.12

ACCESS*

Patients seen in 24 months	Total	Change since previous quarter
Quarter ending March 2018	10,703	
Quarter ending June 2018	10,555	↓
Quarter ending September 2018	10,436	↓
Quarter ending December 2018	10,667	↑
Quarter ending March 2019	10,939	↑
Variance since March 2018	2.2%	↑



ACTIVITY



Month	Adjusted Scheduled Activity (UDA)	
	2018	2019
April	1,095	1,582
May	3,623	3,462
June	5,519	5,169
July	8,608	7,427
August	11,508	9,794
September	13,653	11,052
October	15,841	12,785
November	18,263	14,698
December	20,283	16,272
January	21,486	19,840
February	24,547	22,162
March	27,124	25,030
April	28,242	
May	28,230	
June	28,252	

QUALITY

	Quantity	Base Number	Contract	AT	Region	England
% of FP17s for the same patient ID Re-attending within 3 months - Children	170	3,165	5.4%	8.9%	11.3%	11.8%
% of FP17s for the same patient ID Re-attending within 3 months - Adults	1,414	11,451	12.3%	13.1%	15.4%	15.7%
% of FP17s for the same patient ID Re-attending between 3 & 9 months - Children	1,807	3,165	57.1%	62.1%	61.3%	58.9%
% of FP17s for the same patient ID Re-attending between 3 & 9 months - Adults	4,766	11,451	41.6%	52.3%	52.1%	50.8%
% of FP17s for Band 1 Urgent Courses	1,277	14,053	9.1%	8.4%	9.5%	9.1%
% of FP17s Relating to Free Repair or Replacements	150	14,053	1.1%	0.7%	0.6%	0.8%
% of FP17s Relating to Continuations	82	14,053	0.6%	0.7%	0.8%	0.9%
% of Patients satisfied with the dentistry they have received	10	11	90.9%	93.4%	92.4%	92.5%
% of Patients satisfied with the time they had to wait for an appointment	9	11	81.8%	85.3%	86.3%	87.0%

* This is based on patients treated on this contract for their most recent course of treatment. Figures in italics indicate the base number of FP17s or Patient Questionnaire responses are less than 100. N/A is shown where the base number of responses is less than 10 during the period. % is calculated as Quantity/Base number*100

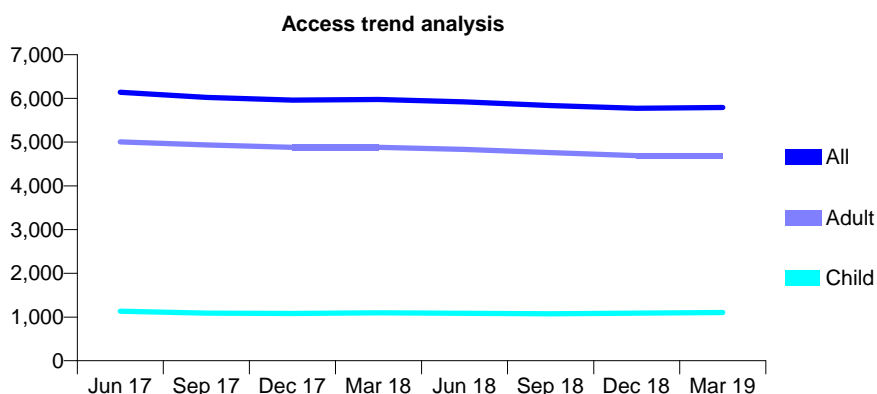
Q64 - Vital Signs At a Glance Contract Report for 125385/0004 - March 2019

Name or company name	Dr Michael Frain Ltd
Contract type name	GDS Contract
Purpose of contract	General
Contract start date	01/04/2008
Contract end date	

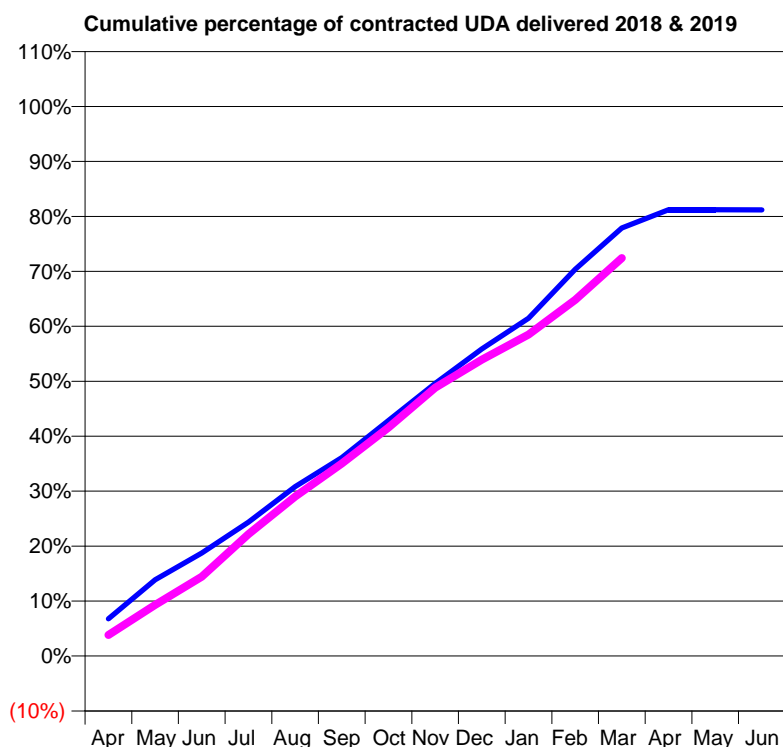
18/19 Contracted general activity (UDA)	19,937
Carry forward general activity (UDA)	0
18/19 Contracted orthodontic activity (UOA)	0
Carry forward orthodontic activity (UOA)	0
Baseline contract value	£540,255.15

ACCESS*

Patients seen in 24 months	Total	Change since previous quarter
Quarter ending March 2018	5,977	
Quarter ending June 2018	5,918	→
Quarter ending September 2018	5,835	↓
Quarter ending December 2018	5,775	↓
Quarter ending March 2019	5,792	→
Variance since March 2018	(3.1%)	↓



ACTIVITY



Month	Adjusted Scheduled Activity (UDA)	
	2018	2019
April	1,351	767
May	2,768	1,855
June	3,738	2,875
July	4,855	4,419
August	6,144	5,789
September	7,199	6,982
October	8,541	8,290
November	9,894	9,737
December	11,139	10,754
January	12,251	11,662
February	14,026	12,921
March	15,527	14,439
April	16,190	
May	16,190	
June	16,188	

QUALITY

	Quantity	Base Number	Contract	AT	Region	England
% of FP17s for the same patient ID Re-attending within 3 months - Children	105	1,669	6.3%	8.9%	11.3%	11.8%
% of FP17s for the same patient ID Re-attending within 3 months - Adults	957	7,003	13.7%	13.1%	15.4%	15.7%
% of FP17s for the same patient ID Re-attending between 3 & 9 months - Children	1,085	1,669	65.0%	62.1%	61.3%	58.9%
% of FP17s for the same patient ID Re-attending between 3 & 9 months - Adults	4,163	7,003	59.4%	52.3%	52.1%	50.8%
% of FP17s for Band 1 Urgent Courses	846	8,372	10.1%	8.4%	9.5%	9.1%
% of FP17s Relating to Free Repair or Replacements	96	8,372	1.1%	0.7%	0.6%	0.8%
% of FP17s Relating to Continuations	36	8,372	0.4%	0.7%	0.8%	0.9%
% of Patients satisfied with the dentistry they have received	12	13	92.3%	93.4%	92.4%	92.5%
% of Patients satisfied with the time they had to wait for an appointment	12	13	92.3%	85.3%	86.3%	87.0%

* This is based on patients treated on this contract for their most recent course of treatment. Figures in italics indicate the base number of FP17s or Patient Questionnaire responses are less than 100. N/A is shown where the base number of responses is less than 10 during the period. % is calculated as Quantity/Base number*100

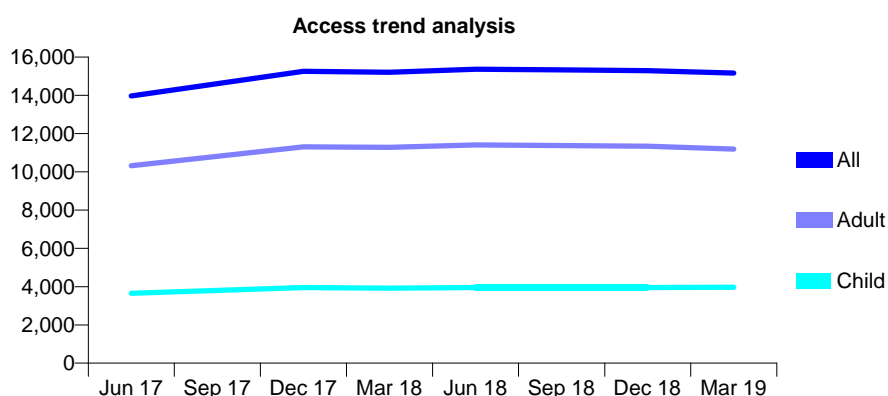
Q64 - Vital Signs At a Glance Contract Report for 125385/0007 - March 2019

Name or company name	Dr Michael Frain Ltd
Contract type name	GDS Contract
Purpose of contract	General
Contract start date	01/01/2010
Contract end date	

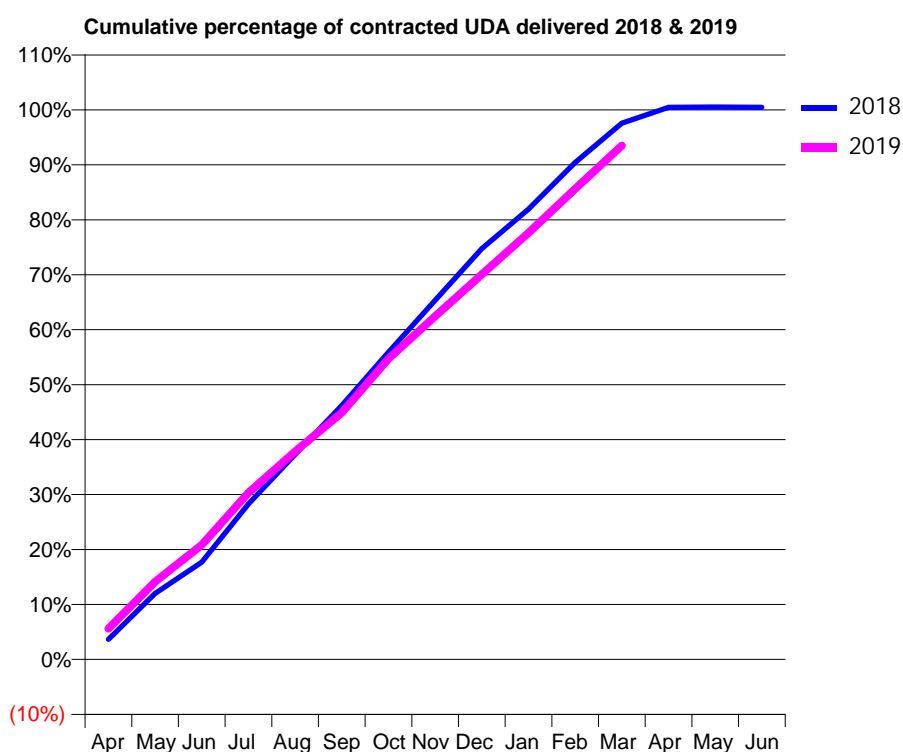
18/19 Contracted general activity (UDA)	40,927
Carry forward general activity (UDA)	-189
18/19 Contracted orthodontic activity (UOA)	0
Carry forward orthodontic activity (UOA)	0
Baseline contract value	£1,223,091.74

ACCESS*

Patients seen in 24 months	Total	Change since previous quarter
Quarter ending March 2018	15,204	
Quarter ending June 2018	15,361	→
Quarter ending September 2018	15,326	→
Quarter ending December 2018	15,285	→
Quarter ending March 2019	15,162	→
Variance since March 2018	(0.3%)	→



ACTIVITY



Month	Adjusted Scheduled Activity (UDA)	
	2018	2019
April	1,499	2,299
May	4,922	5,786
June	7,249	8,524
July	11,577	12,424
August	15,276	15,487
September	18,917	18,371
October	22,875	22,387
November	26,753	25,564
December	30,581	28,667
January	33,531	31,769
February	37,008	35,041
March	39,935	38,264
April	41,116	
May	41,130	
June	41,116	

QUALITY

	Quantity	Base Number	Contract	AT	Region	England
% of FP17s for the same patient ID Re-attending within 3 months - Children	346	6,195	5.6%	8.9%	11.3%	11.8%
% of FP17s for the same patient ID Re-attending within 3 months - Adults	1,295	14,206	9.1%	13.1%	15.4%	15.7%
% of FP17s for the same patient ID Re-attending between 3 & 9 months - Children	4,026	6,195	65.0%	62.1%	61.3%	58.9%
% of FP17s for the same patient ID Re-attending between 3 & 9 months - Adults	7,604	14,206	53.5%	52.3%	52.1%	50.8%
% of FP17s for Band 1 Urgent Courses	925	19,805	4.7%	8.4%	9.5%	9.1%
% of FP17s Relating to Free Repair or Replacements	166	19,805	0.8%	0.7%	0.6%	0.8%
% of FP17s Relating to Continuations	83	19,805	0.4%	0.7%	0.8%	0.9%
% of Patients satisfied with the dentistry they have received	14	14	100.0%	93.4%	92.4%	92.5%
% of Patients satisfied with the time they had to wait for an appointment	14	14	100.0%	85.3%	86.3%	87.0%

* This is based on patients treated on this contract for their most recent course of treatment. Figures in italics indicate the base number of FP17s or Patient Questionnaire responses are less than 100. N/A is shown where the base number of responses is less than 10 during the period. % is calculated as Quantity/Base number*100

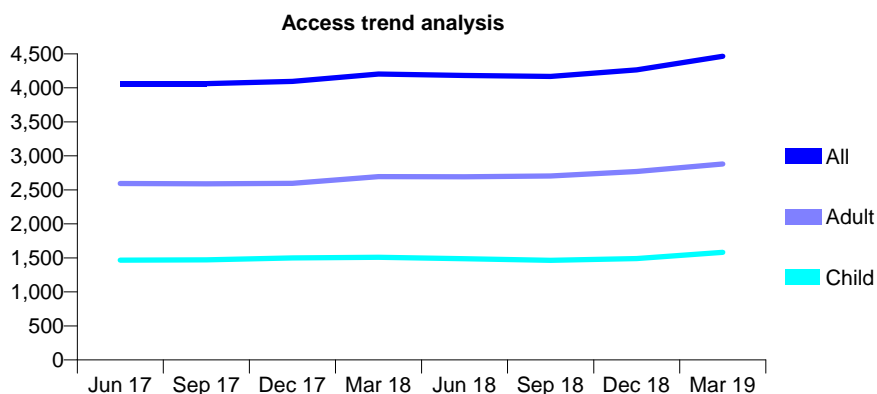
Q64 - Vital Signs At a Glance Contract Report for 125601/0001 - March 2019

Name or company name	Amesbury Dental Care
Contract type name	GDS Contract
Purpose of contract	General
Contract start date	01/04/2013
Contract end date	

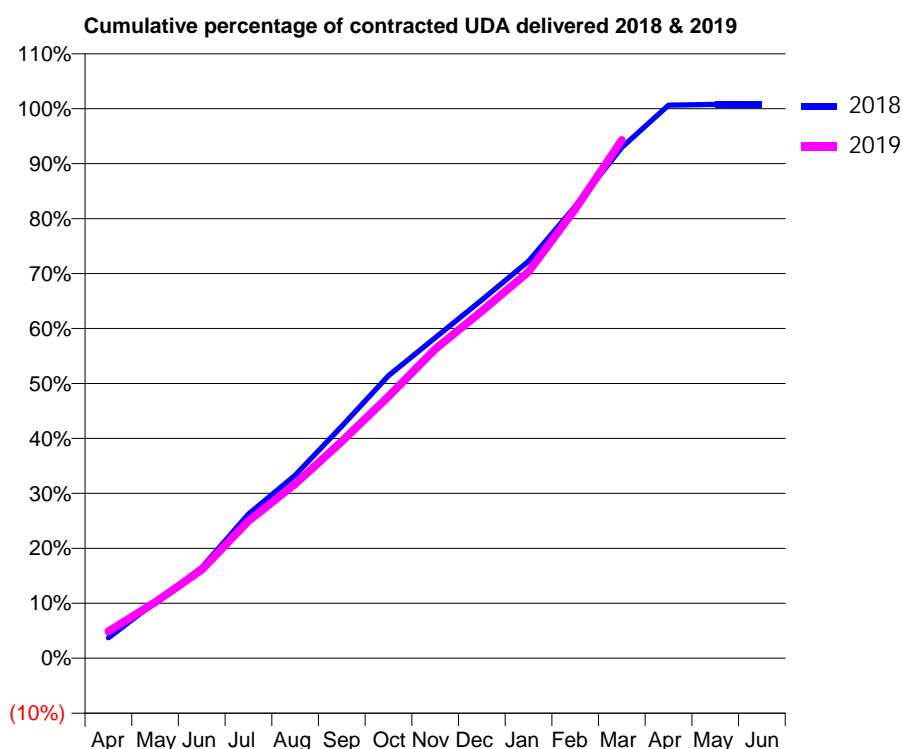
18/19 Contracted general activity (UDA)	10,000
Carry forward general activity (UDA)	-76
18/19 Contracted orthodontic activity (UOA)	0
Carry forward orthodontic activity (UOA)	0
Baseline contract value	£268,014.42

ACCESS*

Patients seen in 24 months	Total	Change since previous quarter
Quarter ending March 2018	4,203	
Quarter ending June 2018	4,182	→
Quarter ending September 2018	4,168	→
Quarter ending December 2018	4,263	↑
Quarter ending March 2019	4,463	↑
Variance since March 2018	6.2%	↑



ACTIVITY



Month	2018	2019
April	373	488
May	1,017	1,018
June	1,651	1,610
July	2,622	2,498
August	3,331	3,170
September	4,220	3,945
October	5,141	4,762
November	5,833	5,624
December	6,519	6,315
January	7,223	7,030
February	8,224	8,173
March	9,292	9,428
April	10,061	
May	10,076	
June	10,076	

QUALITY

	Quantity	Base Number	Contract	AT	Region	England
% of FP17s for the same patient ID Re-attending within 3 months - Children	74	2,119	3.5%	8.9%	11.3%	11.8%
% of FP17s for the same patient ID Re-attending within 3 months - Adults	194	2,888	6.7%	13.1%	15.4%	15.7%
% of FP17s for the same patient ID Re-attending between 3 & 9 months - Children	1,300	2,119	61.3%	62.1%	61.3%	58.9%
% of FP17s for the same patient ID Re-attending between 3 & 9 months - Adults	878	2,888	30.4%	52.3%	52.1%	50.8%
% of FP17s for Band 1 Urgent Courses	130	4,723	2.8%	8.4%	9.5%	9.1%
% of FP17s Relating to Free Repair or Replacements	17	4,723	0.4%	0.7%	0.6%	0.8%
% of FP17s Relating to Continuations	61	4,723	1.3%	0.7%	0.8%	0.9%
% of Patients satisfied with the dentistry they have received	2	2	N/A	93.4%	92.4%	92.5%
% of Patients satisfied with the time they had to wait for an appointment	2	2	N/A	85.3%	86.3%	87.0%

* This is based on patients treated on this contract for their most recent course of treatment.

Figures in italics indicate the base number of FP17s or Patient Questionnaire responses are less than 100. N/A is shown where the base number of responses is less than 10 during the period. % is calculated as Quantity/Base number*100

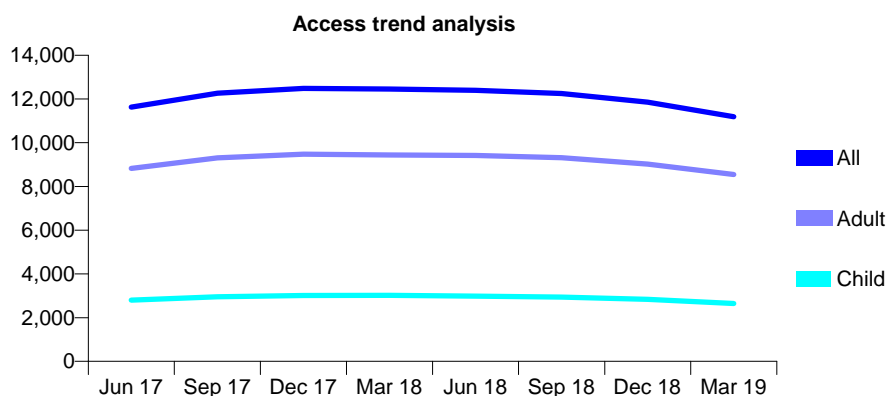
Q64 - Vital Signs At a Glance Contract Report for 126004/0001 - March 2019

Name or company name	Rodericks Dental Ltd
Contract type name	GDS Contract
Purpose of contract	General
Contract start date	23/10/2008
Contract end date	

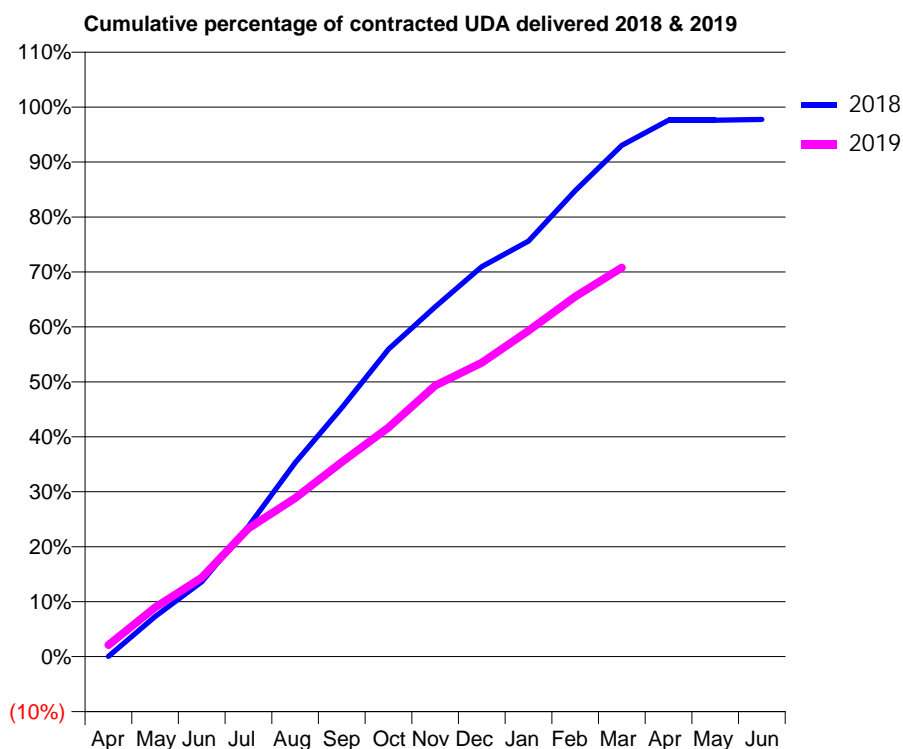
18/19 Contracted general activity (UDA)	32,000
Carry forward general activity (UDA)	725
18/19 Contracted orthodontic activity (UOA)	0
Carry forward orthodontic activity (UOA)	0
Baseline contract value	£749,699.71

ACCESS*

Patients seen in 24 months	Total	Change since previous quarter
Quarter ending March 2018	12,456	
Quarter ending June 2018	12,401	→
Quarter ending September 2018	12,255	↓
Quarter ending December 2018	11,853	↓
Quarter ending March 2019	11,189	↓
Variance since March 2018	(10.2%)	↓



ACTIVITY



Month	Adjusted Scheduled Activity (UDA)	
	2018	2019
April	23	680
May	2,332	2,872
June	4,357	4,602
July	7,587	7,468
August	11,289	9,229
September	14,490	11,325
October	17,898	13,345
November	20,362	15,787
December	22,709	17,116
January	24,194	18,978
February	27,130	20,967
March	29,771	22,647
April	31,232	
May	31,239	
June	31,275	

QUALITY

	Quantity	Base Number	Contract	AT	Region	England
% of FP17s for the same patient ID Re-attending within 3 months - Children	241	3,456	7.0%	8.9%	11.3%	11.8%
% of FP17s for the same patient ID Re-attending within 3 months - Adults	1,458	10,078	14.5%	13.1%	15.4%	15.7%
% of FP17s for the same patient ID Re-attending between 3 & 9 months - Children	2,071	3,456	59.9%	62.1%	61.3%	58.9%
% of FP17s for the same patient ID Re-attending between 3 & 9 months - Adults	5,275	10,078	52.3%	52.3%	52.1%	50.8%
% of FP17s for Band 1 Urgent Courses	1,714	12,744	13.4%	8.4%	9.5%	9.1%
% of FP17s Relating to Free Repair or Replacements	83	12,744	0.7%	0.7%	0.6%	0.8%
% of FP17s Relating to Continuations	13	12,744	0.1%	0.7%	0.8%	0.9%
% of Patients satisfied with the dentistry they have received	5	5	N/A	93.4%	92.4%	92.5%
% of Patients satisfied with the time they had to wait for an appointment	4	5	N/A	85.3%	86.3%	87.0%

* This is based on patients treated on this contract for their most recent course of treatment. Figures in italics indicate the base number of FP17s or Patient Questionnaire responses are less than 100. N/A is shown where the base number of responses is less than 10 during the period. % is calculated as Quantity/Base number*100

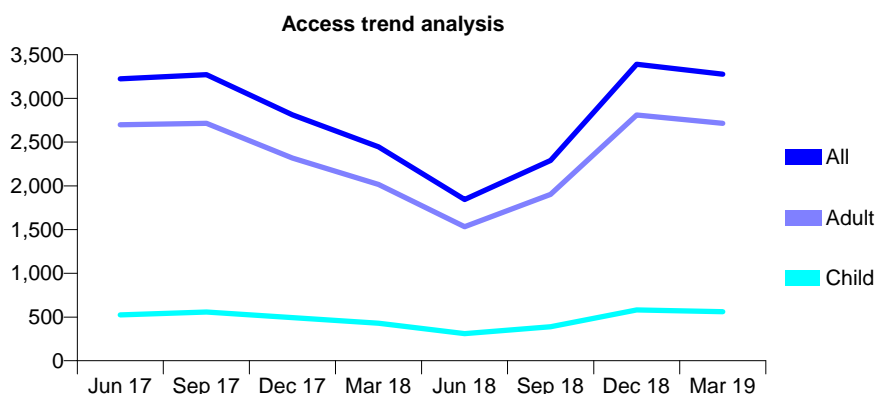
Q64 - Vital Signs At a Glance Contract Report for 126888/0001 - March 2019

Name or company name	Mr Jiten Doshi
Contract type name	GDS Contract
Purpose of contract	General
Contract start date	01/05/2013
Contract end date	

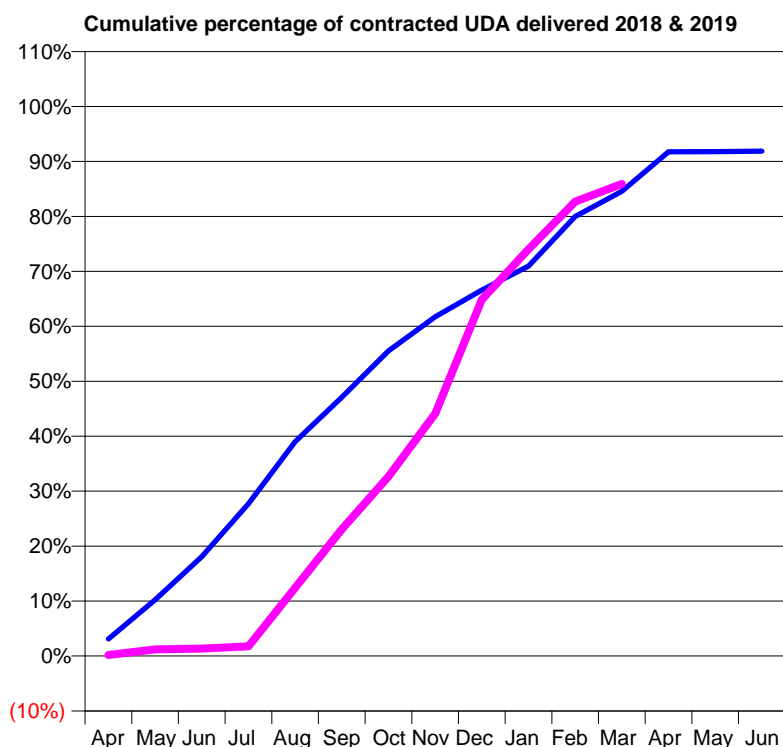
18/19 Contracted general activity (UDA)	8,294
Carry forward general activity (UDA)	0
18/19 Contracted orthodontic activity (UOA)	0
Carry forward orthodontic activity (UOA)	0
Baseline contract value	£180,617.16

ACCESS*

Patients seen in 24 months	Total	Change since previous quarter
Quarter ending March 2018	2,446	
Quarter ending June 2018	1,845	↓
Quarter ending September 2018	2,290	↑
Quarter ending December 2018	3,390	↑
Quarter ending March 2019	3,276	↓
Variance since March 2018	33.9%	↑



ACTIVITY



Month	Adjusted Scheduled Activity (UDA)	
	2018	2019
April	257	15
May	848	99
June	1,498	114
July	2,299	146
August	3,236	1,030
September	3,906	1,911
October	4,605	2,707
November	5,119	3,658
December	5,523	5,377
January	5,886	6,140
February	6,632	6,859
March	7,013	7,123
April	7,610	
May	7,611	
June	7,619	

QUALITY

	Quantity	Base Number	Contract	AT	Region	England
% of FP17s for the same patient ID Re-attending within 3 months - Children	44	694	6.3%	8.9%	11.3%	11.8%
% of FP17s for the same patient ID Re-attending within 3 months - Adults	375	3,519	10.7%	13.1%	15.4%	15.7%
% of FP17s for the same patient ID Re-attending between 3 & 9 months - Children	136	694	19.6%	62.1%	61.3%	58.9%
% of FP17s for the same patient ID Re-attending between 3 & 9 months - Adults	564	3,519	16.0%	52.3%	52.1%	50.8%
% of FP17s for Band 1 Urgent Courses	572	3,962	14.4%	8.4%	9.5%	9.1%
% of FP17s Relating to Free Repair or Replacements	7	3,962	0.2%	0.7%	0.6%	0.8%
% of FP17s Relating to Continuations	1	3,962	0.0%	0.7%	0.8%	0.9%
% of Patients satisfied with the dentistry they have received	2	3	N/A	93.4%	92.4%	92.5%
% of Patients satisfied with the time they had to wait for an appointment	2	3	N/A	85.3%	86.3%	87.0%

* This is based on patients treated on this contract for their most recent course of treatment. Figures in italics indicate the base number of FP17s or Patient Questionnaire responses are less than 100. N/A is shown where the base number of responses is less than 10 during the period. % is calculated as Quantity/Base number*100

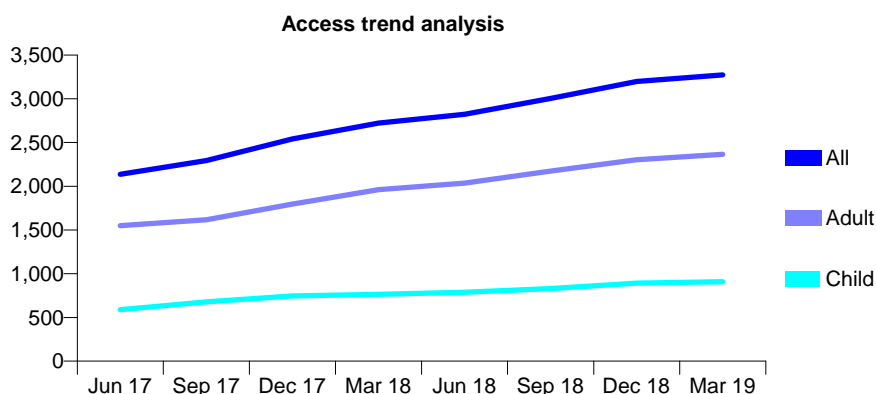
Q64 - Vital Signs At a Glance Contract Report for 132578/0001 - March 2019

Name or company name	The White Horse Dental Practice
Contract type name	PDS Contract
Purpose of contract	General
Contract start date	01/07/2009
Contract end date	26/06/2019

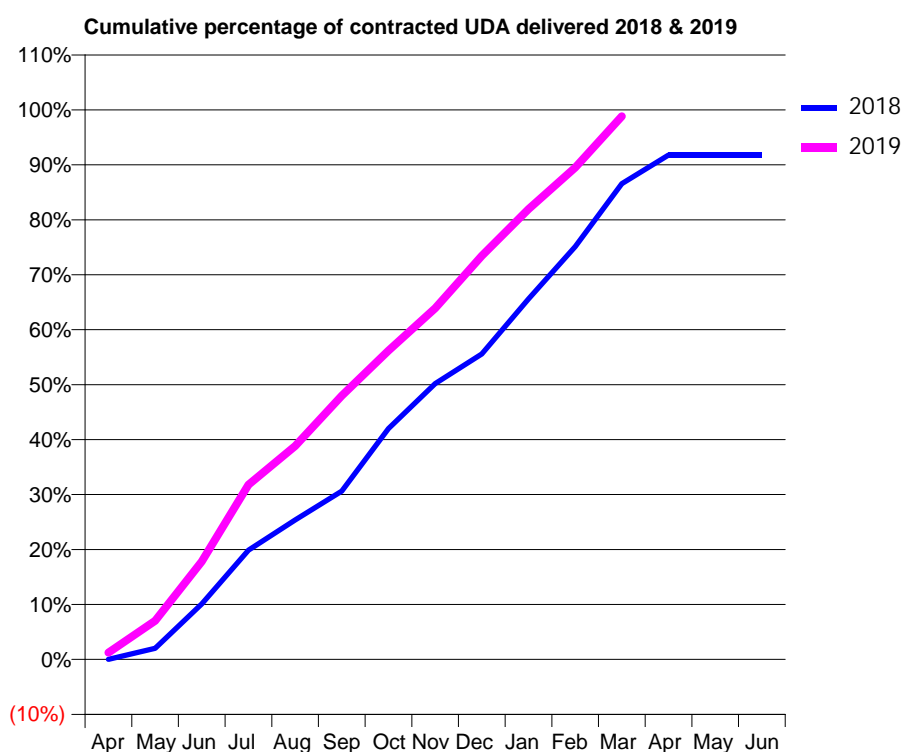
18/19 Contracted general activity (UDA)	10,124
Carry forward general activity (UDA)	354
18/19 Contracted orthodontic activity (UOA)	0
Carry forward orthodontic activity (UOA)	0
Baseline contract value	£253,198.26

ACCESS*

Patients seen in 24 months	Total	Change since previous quarter
Quarter ending March 2018	2,723	
Quarter ending June 2018	2,822	↑
Quarter ending September 2018	3,003	↑
Quarter ending December 2018	3,197	↑
Quarter ending March 2019	3,274	↑
Variance since March 2018	20.2%	↑



ACTIVITY



Month	Adjusted Scheduled Activity (UDA)	
	2018	2019
April	0	127
May	198	711
June	982	1,804
July	1,933	3,216
August	2,470	3,933
September	2,976	4,859
October	4,087	5,689
November	4,881	6,471
December	5,405	7,434
January	6,379	8,294
February	7,306	9,061
March	8,418	10,005
April	8,923	
May	8,923	
June	8,923	

QUALITY

	Quantity	Base Number	Contract	AT	Region	England
% of FP17s for the same patient ID Re-attending within 3 months - Children	73	1,249	5.8%	8.9%	11.3%	11.8%
% of FP17s for the same patient ID Re-attending within 3 months - Adults	599	3,346	17.9%	13.1%	15.4%	15.7%
% of FP17s for the same patient ID Re-attending between 3 & 9 months - Children	733	1,249	58.7%	62.1%	61.3%	58.9%
% of FP17s for the same patient ID Re-attending between 3 & 9 months - Adults	1,606	3,346	48.0%	52.3%	52.1%	50.8%
% of FP17s for Band 1 Urgent Courses	326	4,404	7.4%	8.4%	9.5%	9.1%
% of FP17s Relating to Free Repair or Replacements	12	4,404	0.3%	0.7%	0.6%	0.8%
% of FP17s Relating to Continuations	40	4,404	0.9%	0.7%	0.8%	0.9%
% of Patients satisfied with the dentistry they have received	3	3	N/A	93.4%	92.4%	92.5%
% of Patients satisfied with the time they had to wait for an appointment	3	3	N/A	85.3%	86.3%	87.0%

* This is based on patients treated on this contract for their most recent course of treatment.

Figures in italics indicate the base number of FP17s or Patient Questionnaire responses are less than 100. N/A is shown where the base number of responses is less than 10 during the period. % is calculated as Quantity/Base number*100

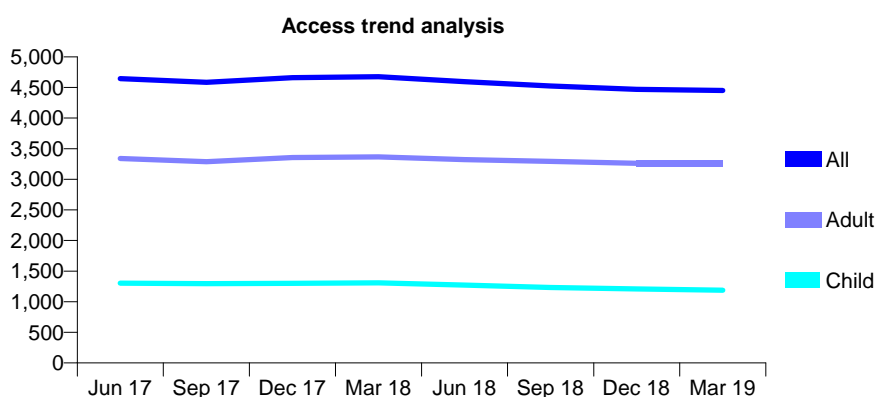
Q64 - Vital Signs At a Glance Contract Report for 134333/0001 - March 2019

Name or company name	Chantry Dental Practice
Contract type name	GDS Contract
Purpose of contract	General
Contract start date	01/04/2006
Contract end date	

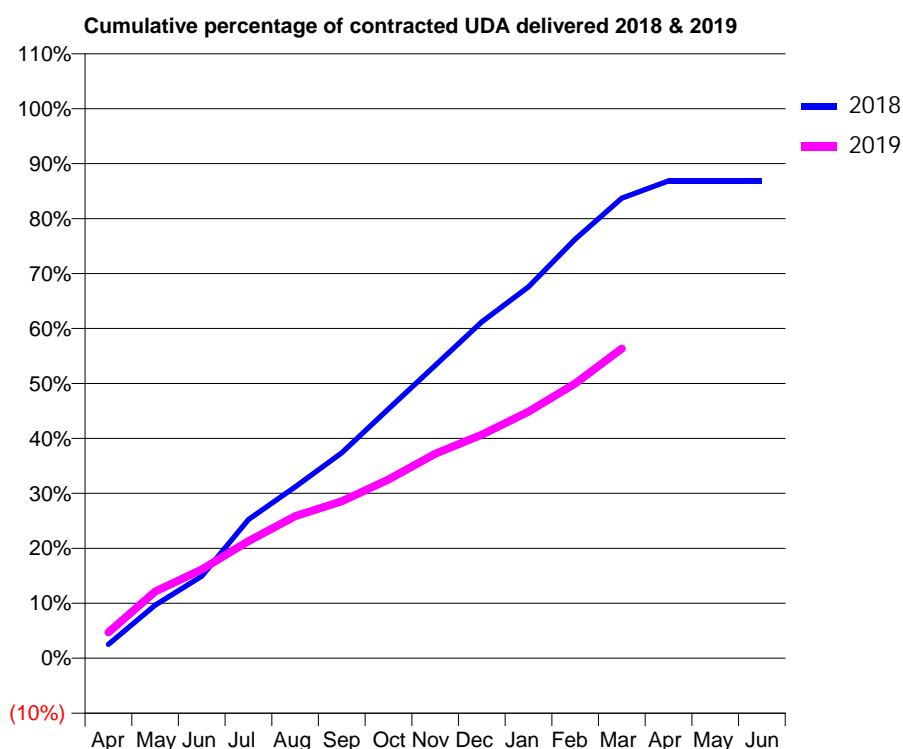
18/19 Contracted general activity (UDA)	13,445
Carry forward general activity (UDA)	0
18/19 Contracted orthodontic activity (UOA)	0
Carry forward orthodontic activity (UOA)	0
Baseline contract value	£367,991.88

ACCESS*

Patients seen in 24 months	Total	Change since previous quarter
Quarter ending March 2018	4,677	
Quarter ending June 2018	4,594	↓
Quarter ending September 2018	4,525	↓
Quarter ending December 2018	4,469	↓
Quarter ending March 2019	4,450	→
Variance since March 2018	(4.9%)	↓



ACTIVITY



Month	2018	2019
April	338	635
May	1,297	1,629
June	2,010	2,171
July	3,391	2,864
August	4,192	3,476
September	5,025	3,838
October	6,099	4,369
November	7,164	5,005
December	8,231	5,470
January	9,085	6,031
February	10,252	6,718
March	11,255	7,574
April	11,679	
May	11,679	
June	11,679	

QUALITY

	Quantity	Base Number	Contract	AT	Region	England
% of FP17s for the same patient ID Re-attending within 3 months - Children	74	1,231	6.0%	8.9%	11.3%	11.8%
% of FP17s for the same patient ID Re-attending within 3 months - Adults	359	2,950	12.2%	13.1%	15.4%	15.7%
% of FP17s for the same patient ID Re-attending between 3 & 9 months - Children	669	1,231	54.3%	62.1%	61.3%	58.9%
% of FP17s for the same patient ID Re-attending between 3 & 9 months - Adults	1,074	2,950	36.4%	52.3%	52.1%	50.8%
% of FP17s for Band 1 Urgent Courses	423	3,968	10.7%	8.4%	9.5%	9.1%
% of FP17s Relating to Free Repair or Replacements	13	3,968	0.3%	0.7%	0.6%	0.8%
% of FP17s Relating to Continuations	63	3,968	1.6%	0.7%	0.8%	0.9%
% of Patients satisfied with the dentistry they have received	4	4	N/A	93.4%	92.4%	92.5%
% of Patients satisfied with the time they had to wait for an appointment	4	4	N/A	85.3%	86.3%	87.0%

* This is based on patients treated on this contract for their most recent course of treatment.

Figures in italics indicate the base number of FP17s or Patient Questionnaire responses are less than 100. N/A is shown where the base number of responses is less than 10 during the period. % is calculated as Quantity/Base number*100

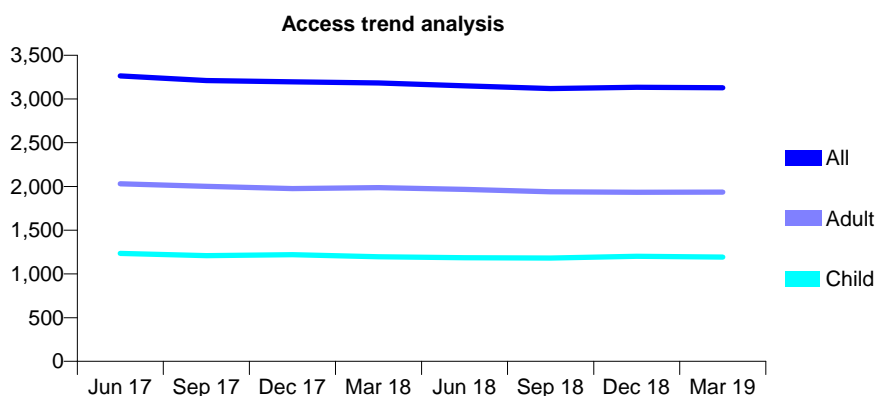
Q64 - Vital Signs At a Glance Contract Report for 135011/0001 - March 2019

Name or company name	Wylve Valley Dentistry Limited
Contract type name	GDS Contract
Purpose of contract	General
Contract start date	01/04/2008
Contract end date	

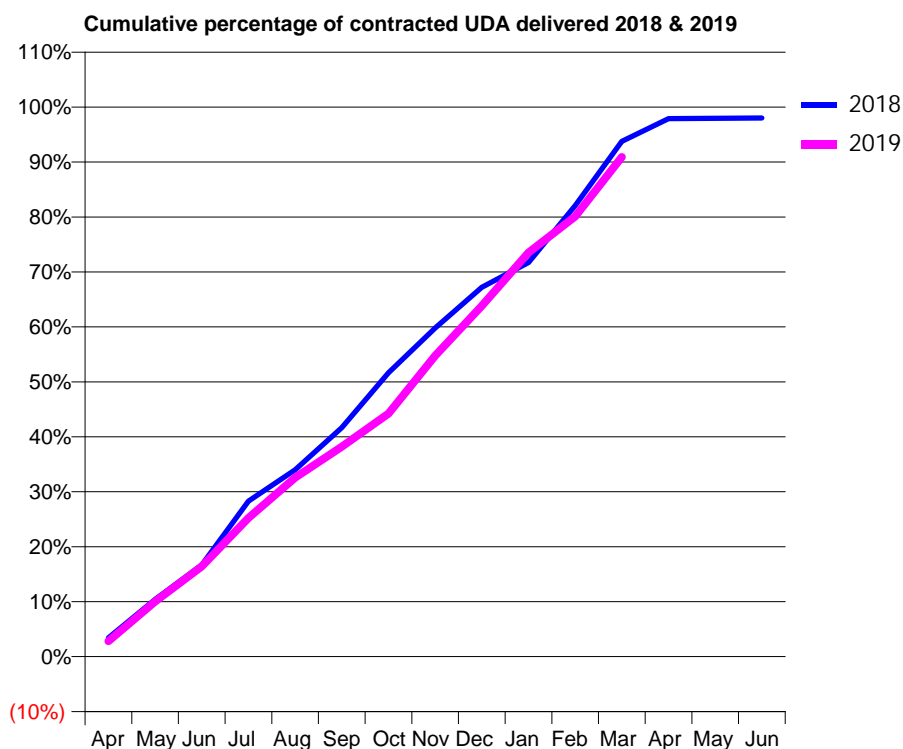
18/19 Contracted general activity (UDA)	7,374
Carry forward general activity (UDA)	148
18/19 Contracted orthodontic activity (UOA)	0
Carry forward orthodontic activity (UOA)	0
Baseline contract value	£173,924.05

ACCESS*

Patients seen in 24 months	Total	Change since previous quarter
Quarter ending March 2018	3,183	
Quarter ending June 2018	3,150	↓
Quarter ending September 2018	3,120	→
Quarter ending December 2018	3,134	→
Quarter ending March 2019	3,128	→
Variance since March 2018	(1.7%)	↓



ACTIVITY



Month	Adjusted Scheduled Activity (UDA)	
	2018	2019
April	254	208
May	769	741
June	1,230	1,210
July	2,085	1,861
August	2,508	2,402
September	3,072	2,815
October	3,808	3,262
November	4,410	4,037
December	4,956	4,707
January	5,288	5,421
February	6,054	5,905
March	6,913	6,704
April	7,219	
May	7,223	
June	7,226	

QUALITY

	Quantity	Base Number	Contract	AT	Region	England
% of FP17s for the same patient ID Re-attending within 3 months - Children	322	2,418	13.3%	8.9%	11.3%	11.8%
% of FP17s for the same patient ID Re-attending within 3 months - Adults	455	3,352	13.6%	13.1%	15.4%	15.7%
% of FP17s for the same patient ID Re-attending between 3 & 9 months - Children	1,661	2,418	68.7%	62.1%	61.3%	58.9%
% of FP17s for the same patient ID Re-attending between 3 & 9 months - Adults	2,274	3,352	67.8%	52.3%	52.1%	50.8%
% of FP17s for Band 1 Urgent Courses	245	4,290	5.7%	8.4%	9.5%	9.1%
% of FP17s Relating to Free Repair or Replacements	29	4,290	0.7%	0.7%	0.6%	0.8%
% of FP17s Relating to Continuations	4	4,290	0.1%	0.7%	0.8%	0.9%
% of Patients satisfied with the dentistry they have received	3	3	N/A	93.4%	92.4%	92.5%
% of Patients satisfied with the time they had to wait for an appointment	3	3	N/A	85.3%	86.3%	87.0%

* This is based on patients treated on this contract for their most recent course of treatment. Figures in italics indicate the base number of FP17s or Patient Questionnaire responses are less than 100. N/A is shown where the base number of responses is less than 10 during the period. % is calculated as Quantity/Base number*100

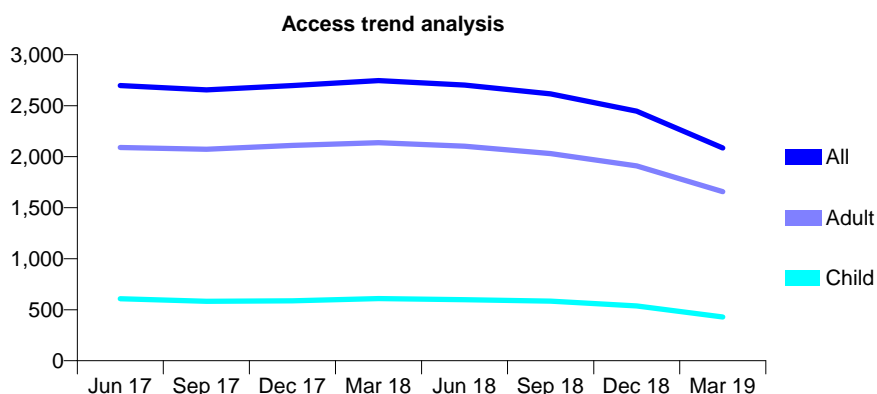
Q64 - Vital Signs At a Glance Contract Report for 135232/0001 - March 2019

Name or company name	Kennet River Dental Practice
Contract type name	PDS Contract
Purpose of contract	General
Contract start date	01/01/2009
Contract end date	01/01/2019

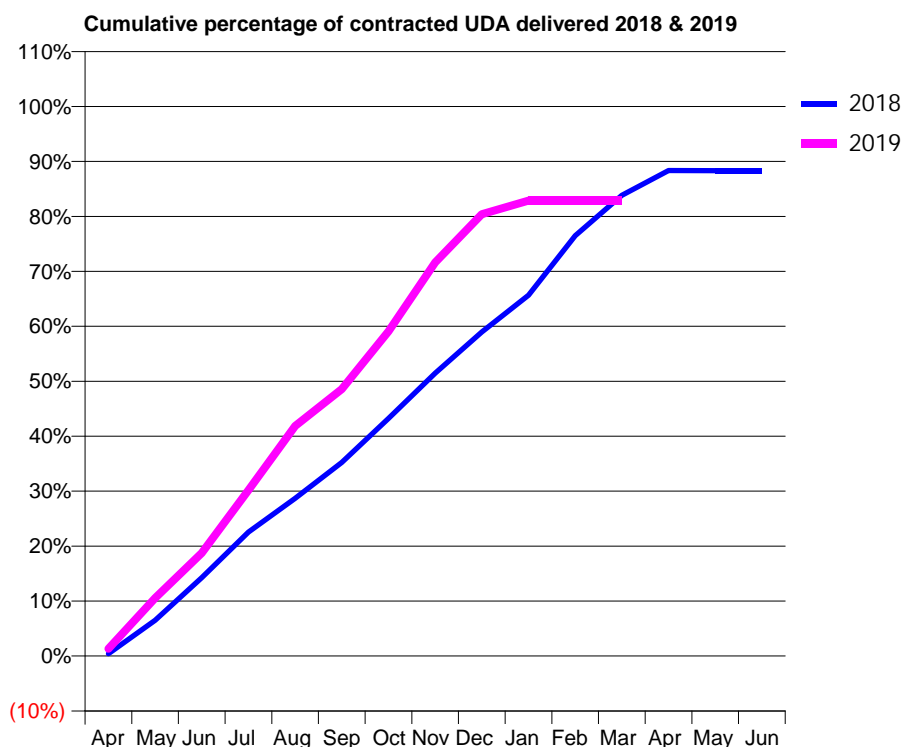
18/19 Contracted general activity (UDA)	5,793
Carry forward general activity (UDA)	0
18/19 Contracted orthodontic activity (UOA)	0
Carry forward orthodontic activity (UOA)	0
Baseline contract value	£134,949.50

ACCESS*

Patients seen in 24 months	Total	Change since previous quarter
Quarter ending March 2018	2,746	
Quarter ending June 2018	2,701	↓
Quarter ending September 2018	2,616	↓
Quarter ending December 2018	2,447	↓
Quarter ending March 2019	2,086	↓
Variance since March 2018	(24.0%)	↓



ACTIVITY



Month	Adjusted Scheduled Activity (UDA)	
	2018	2019
April	33	76
May	501	612
June	1,097	1,086
July	1,736	1,750
August	2,209	2,426
September	2,710	2,813
October	3,328	3,422
November	3,962	4,149
December	4,536	4,657
January	5,054	4,800
February	5,887	4,800
March	6,451	4,800
April	6,798	
May	6,797	
June	6,797	

QUALITY

	Quantity	Base Number	Contract	AT	Region	England
% of FP17s for the same patient ID Re-attending within 3 months - Children	38	660	5.8%	8.9%	11.3%	11.8%
% of FP17s for the same patient ID Re-attending within 3 months - Adults	255	2,046	12.5%	13.1%	15.4%	15.7%
% of FP17s for the same patient ID Re-attending between 3 & 9 months - Children	504	660	76.4%	62.1%	61.3%	58.9%
% of FP17s for the same patient ID Re-attending between 3 & 9 months - Adults	1,148	2,046	56.1%	52.3%	52.1%	50.8%
% of FP17s for Band 1 Urgent Courses	235	2,542	9.2%	8.4%	9.5%	9.1%
% of FP17s Relating to Free Repair or Replacements	25	2,542	1.0%	0.7%	0.6%	0.8%
% of FP17s Relating to Continuations	2	2,542	0.1%	0.7%	0.8%	0.9%
% of Patients satisfied with the dentistry they have received	0	0	N/A	93.4%	92.4%	92.5%
% of Patients satisfied with the time they had to wait for an appointment	0	0	N/A	85.3%	86.3%	87.0%

* This is based on patients treated on this contract for their most recent course of treatment. Figures in italics indicate the base number of FP17s or Patient Questionnaire responses are less than 100. N/A is shown where the base number of responses is less than 10 during the period. % is calculated as Quantity/Base number*100

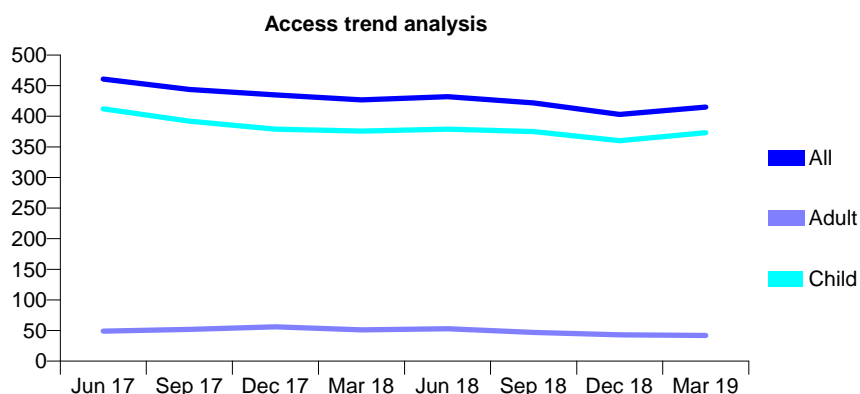
Q64 - Vital Signs At a Glance Contract Report for 135240/0001 - March 2019

Name or company name	Old College Dental Surgery
Contract type name	GDS Contract
Purpose of contract	General
Contract start date	01/04/2006
Contract end date	

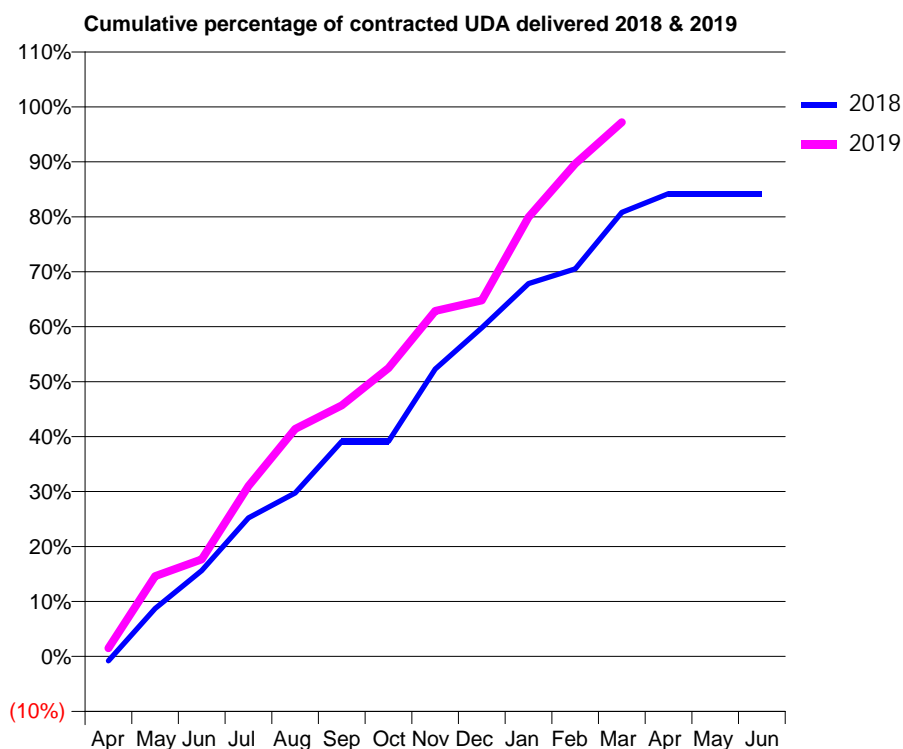
18/19 Contracted general activity (UDA)	991
Carry forward general activity (UDA)	0
18/19 Contracted orthodontic activity (UOA)	0
Carry forward orthodontic activity (UOA)	0
Baseline contract value	£22,760.51

ACCESS*

Patients seen in 24 months	Total	Change since previous quarter
Quarter ending March 2018	427	
Quarter ending June 2018	432	→
Quarter ending September 2018	422	↓
Quarter ending December 2018	403	↓
Quarter ending March 2019	415	↑
Variance since March 2018	(2.8%)	↓



ACTIVITY



Month	Adjusted Scheduled Activity (UDA)	
	2018	2019
April	-9	15
May	97	145
June	174	175
July	280	307
August	330	410
September	435	453
October	435	520
November	581	623
December	664	642
January	754	792
February	784	888
March	898	963
April	936	
May	936	
June	936	

QUALITY

	Quantity	Base Number	Contract	AT	Region	England
% of FP17s for the same patient ID Re-attending within 3 months - Children	58	753	7.7%	8.9%	11.3%	11.8%
% of FP17s for the same patient ID Re-attending within 3 months - Adults	0	0	N/A	13.1%	15.4%	15.7%
% of FP17s for the same patient ID Re-attending between 3 & 9 months - Children	522	753	69.3%	62.1%	61.3%	58.9%
% of FP17s for the same patient ID Re-attending between 3 & 9 months - Adults	0	0	N/A	52.3%	52.1%	50.8%
% of FP17s for Band 1 Urgent Courses	36	720	5.0%	8.4%	9.5%	9.1%
% of FP17s Relating to Free Repair or Replacements	0	720	0.0%	0.7%	0.6%	0.8%
% of FP17s Relating to Continuations	0	720	0.0%	0.7%	0.8%	0.9%
% of Patients satisfied with the dentistry they have received	0	0	N/A	93.4%	92.4%	92.5%
% of Patients satisfied with the time they had to wait for an appointment	0	0	N/A	85.3%	86.3%	87.0%

* This is based on patients treated on this contract for their most recent course of treatment. Figures in italics indicate the base number of FP17s or Patient Questionnaire responses are less than 100. N/A is shown where the base number of responses is less than 10 during the period. % is calculated as Quantity/Base number*100

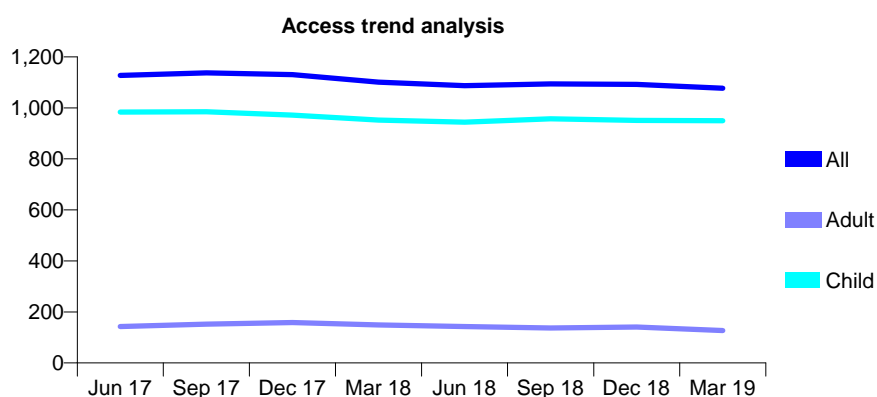
Q64 - Vital Signs At a Glance Contract Report for 135801/0001 - March 2019

Name or company name	Williams & Sanghera Dental Practice
Contract type name	GDS Contract
Purpose of contract	General
Contract start date	01/04/2006
Contract end date	

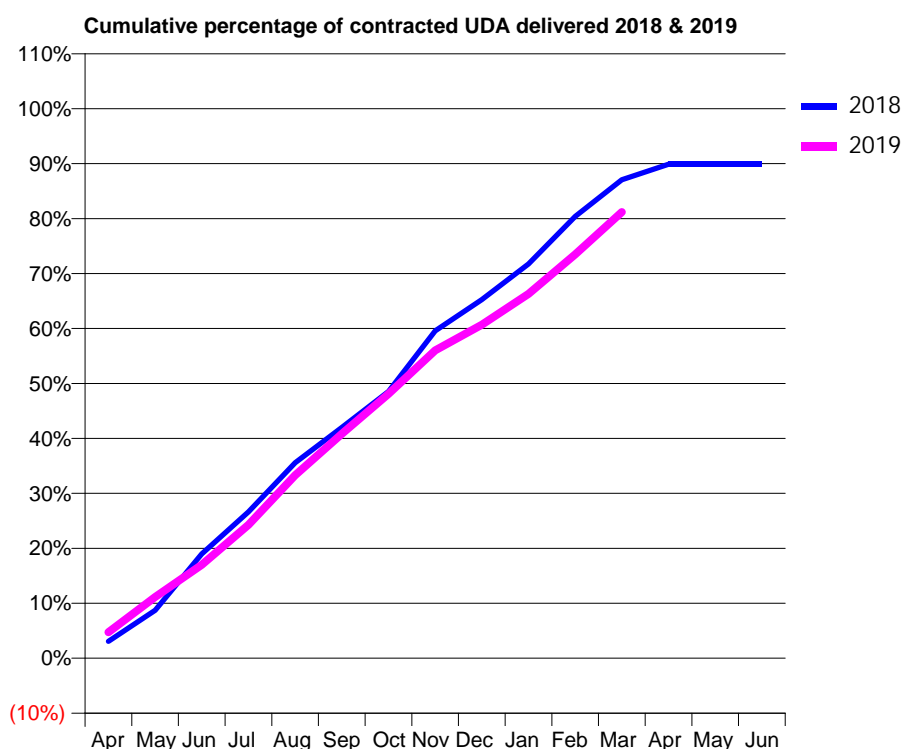
18/19 Contracted general activity (UDA)	2,375
Carry forward general activity (UDA)	0
18/19 Contracted orthodontic activity (UOA)	0
Carry forward orthodontic activity (UOA)	0
Baseline contract value	£58,389.16

ACCESS*

Patients seen in 24 months	Total	Change since previous quarter
Quarter ending March 2018	1,101	
Quarter ending June 2018	1,087	↓
Quarter ending September 2018	1,094	→
Quarter ending December 2018	1,092	→
Quarter ending March 2019	1,077	↓
Variance since March 2018	(2.2%)	↓



ACTIVITY



Month	2018	2019
April	76	112
May	217	265
June	472	404
July	662	577
August	884	791
September	1,044	969
October	1,207	1,142
November	1,481	1,330
December	1,623	1,441
January	1,784	1,575
February	1,999	1,745
March	2,165	1,928
April	2,235	
May	2,235	
June	2,235	

QUALITY

	Quantity	Base Number	Contract	AT	Region	England
% of FP17s for the same patient ID Re-attending within 3 months - Children	92	1,571	5.9%	8.9%	11.3%	11.8%
% of FP17s for the same patient ID Re-attending within 3 months - Adults	0	0	N/A	13.1%	15.4%	15.7%
% of FP17s for the same patient ID Re-attending between 3 & 9 months - Children	1,123	1,571	71.5%	62.1%	61.3%	58.9%
% of FP17s for the same patient ID Re-attending between 3 & 9 months - Adults	0	0	N/A	52.3%	52.1%	50.8%
% of FP17s for Band 1 Urgent Courses	45	1,519	3.0%	8.4%	9.5%	9.1%
% of FP17s Relating to Free Repair or Replacements	0	1,519	0.0%	0.7%	0.6%	0.8%
% of FP17s Relating to Continuations	0	1,519	0.0%	0.7%	0.8%	0.9%
% of Patients satisfied with the dentistry they have received	0	0	N/A	93.4%	92.4%	92.5%
% of Patients satisfied with the time they had to wait for an appointment	0	0	N/A	85.3%	86.3%	87.0%

* This is based on patients treated on this contract for their most recent course of treatment.

Figures in italics indicate the base number of FP17s or Patient Questionnaire responses are less than 100. N/A is shown where the base number of responses is less than 10 during the period. % is calculated as Quantity/Base number*100

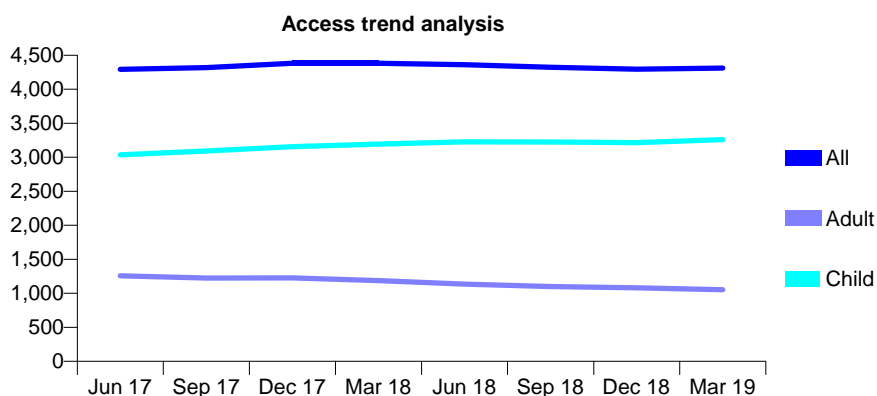
Q64 - Vital Signs At a Glance Contract Report for 136441/0001 - March 2019

Name or company name	Priory Vale Partnership
Contract type name	GDS Contract
Purpose of contract	General
Contract start date	01/03/2013
Contract end date	

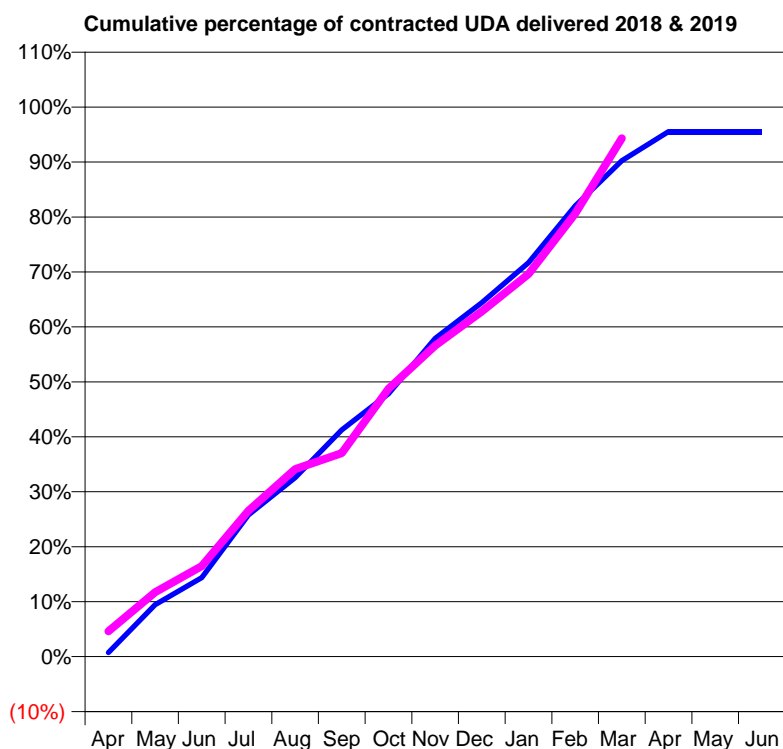
18/19 Contracted general activity (UDA)	10,864
Carry forward general activity (UDA)	0
18/19 Contracted orthodontic activity (UOA)	0
Carry forward orthodontic activity (UOA)	0
Baseline contract value	£273,840.67

ACCESS*

Patients seen in 24 months	Total	Change since previous quarter
Quarter ending March 2018	4,382	
Quarter ending June 2018	4,362	→
Quarter ending September 2018	4,325	→
Quarter ending December 2018	4,296	→
Quarter ending March 2019	4,312	→
Variance since March 2018	(1.6%)	↓



ACTIVITY



Month	Adjusted Scheduled Activity (UDA)	
	2018	2019
April	78	503
May	990	1,274
June	1,505	1,790
July	2,698	2,882
August	3,411	3,706
September	4,319	4,024
October	5,009	5,294
November	6,061	6,148
December	6,740	6,823
January	7,505	7,562
February	8,583	8,759
March	9,445	10,246
April	9,999	
May	10,000	
June	10,000	

QUALITY

	Quantity	Base Number	Contract	AT	Region	England
% of FP17s for the same patient ID Re-attending within 3 months - Children	189	4,234	4.5%	8.9%	11.3%	11.8%
% of FP17s for the same patient ID Re-attending within 3 months - Adults	134	988	13.6%	13.1%	15.4%	15.7%
% of FP17s for the same patient ID Re-attending between 3 & 9 months - Children	2,472	4,234	58.4%	62.1%	61.3%	58.9%
% of FP17s for the same patient ID Re-attending between 3 & 9 months - Adults	450	988	45.5%	52.3%	52.1%	50.8%
% of FP17s for Band 1 Urgent Courses	276	5,015	5.5%	8.4%	9.5%	9.1%
% of FP17s Relating to Free Repair or Replacements	1	5,015	0.0%	0.7%	0.6%	0.8%
% of FP17s Relating to Continuations	0	5,015	0.0%	0.7%	0.8%	0.9%
% of Patients satisfied with the dentistry they have received	1	1	N/A	93.4%	92.4%	92.5%
% of Patients satisfied with the time they had to wait for an appointment	1	1	N/A	85.3%	86.3%	87.0%

* This is based on patients treated on this contract for their most recent course of treatment. Figures in italics indicate the base number of FP17s or Patient Questionnaire responses are less than 100. N/A is shown where the base number of responses is less than 10 during the period. % is calculated as Quantity/Base number*100

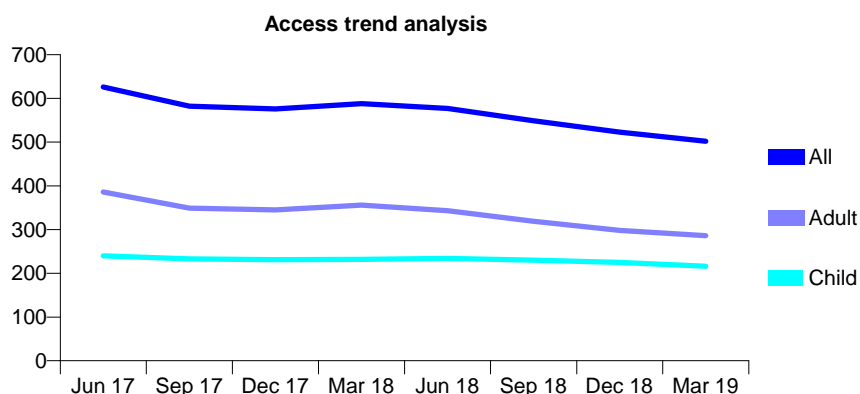
Q64 - Vital Signs At a Glance Contract Report for 136522/0001 - March 2019

Name or company name	Mr MJ Brown, Salford Dental Practice
Contract type name	GDS Contract
Purpose of contract	General
Contract start date	30/05/2014
Contract end date	

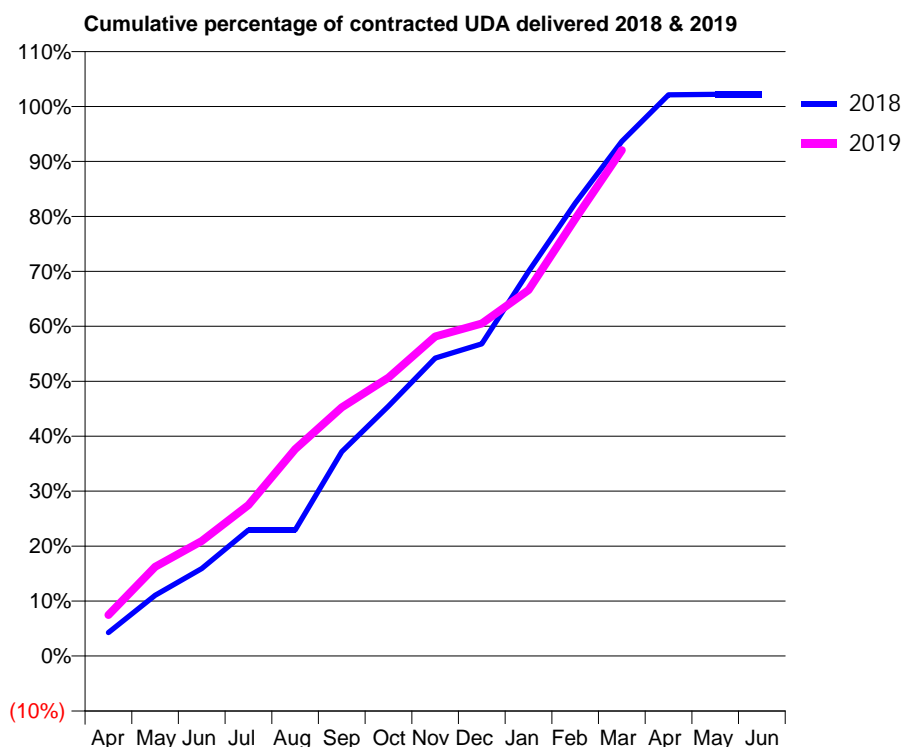
18/19 Contracted general activity (UDA)	1,115
Carry forward general activity (UDA)	-21
18/19 Contracted orthodontic activity (UOA)	0
Carry forward orthodontic activity (UOA)	0
Baseline contract value	£29,363.76

ACCESS*

Patients seen in 24 months	Total	Change since previous quarter
Quarter ending March 2018	588	
Quarter ending June 2018	577	↓
Quarter ending September 2018	549	↓
Quarter ending December 2018	523	↓
Quarter ending March 2019	502	↓
Variance since March 2018	(14.6%)	↓



ACTIVITY



Month	Adjusted Scheduled Activity (UDA)	
	2018	2019
April	44	83
May	115	181
June	165	233
July	239	306
August	239	420
September	387	504
October	473	565
November	564	648
December	591	675
January	728	742
February	857	887
March	974	1,026
April	1,062	
May	1,063	
June	1,063	

QUALITY

	Quantity	Base Number	Contract	AT	Region	England
% of FP17s for the same patient ID Re-attending within 3 months - Children	11	277	4.0%	8.9%	11.3%	11.8%
% of FP17s for the same patient ID Re-attending within 3 months - Adults	40	326	12.3%	13.1%	15.4%	15.7%
% of FP17s for the same patient ID Re-attending between 3 & 9 months - Children	183	277	66.1%	62.1%	61.3%	58.9%
% of FP17s for the same patient ID Re-attending between 3 & 9 months - Adults	160	326	49.1%	52.3%	52.1%	50.8%
% of FP17s for Band 1 Urgent Courses	36	572	6.3%	8.4%	9.5%	9.1%
% of FP17s Relating to Free Repair or Replacements	0	572	0.0%	0.7%	0.6%	0.8%
% of FP17s Relating to Continuations	2	572	0.3%	0.7%	0.8%	0.9%
% of Patients satisfied with the dentistry they have received	6	6	N/A	93.4%	92.4%	92.5%
% of Patients satisfied with the time they had to wait for an appointment	5	6	N/A	85.3%	86.3%	87.0%

* This is based on patients treated on this contract for their most recent course of treatment. Figures in italics indicate the base number of FP17s or Patient Questionnaire responses are less than 100. N/A is shown where the base number of responses is less than 10 during the period. % is calculated as Quantity/Base number*100

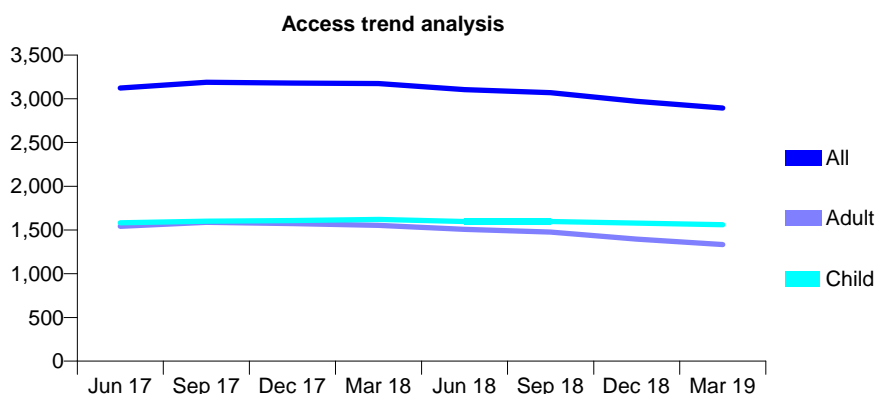
Q64 - Vital Signs At a Glance Contract Report for 137995/0001 - March 2019

Name or company name	Nelson Street Dental Practice Partnership
Contract type name	GDS Contract
Purpose of contract	General
Contract start date	01/04/2014
Contract end date	

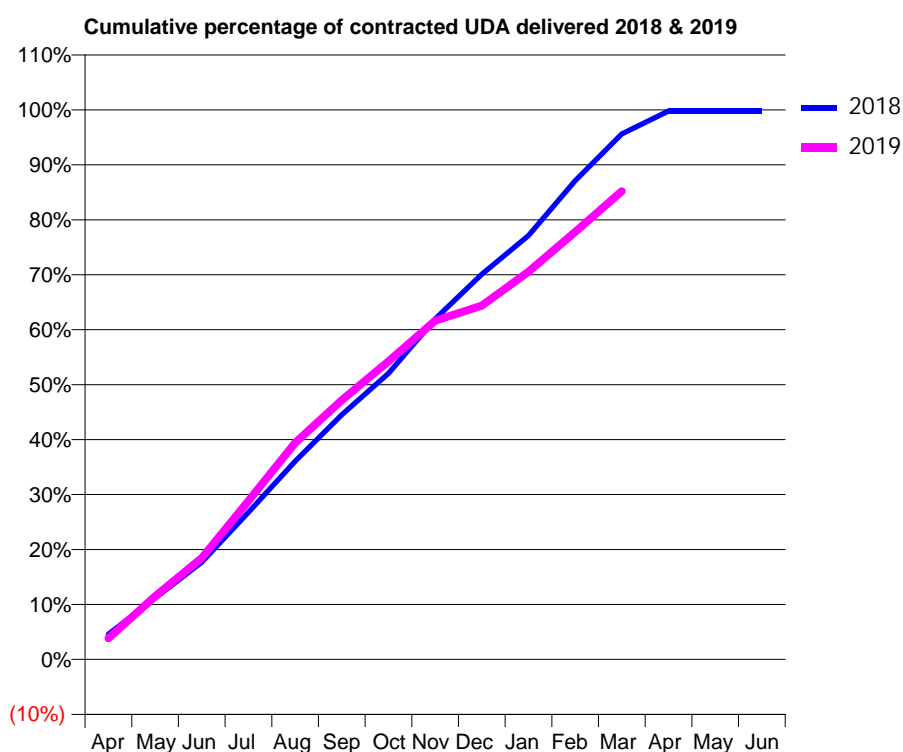
18/19 Contracted general activity (UDA)	8,023
Carry forward general activity (UDA)	18
18/19 Contracted orthodontic activity (UOA)	0
Carry forward orthodontic activity (UOA)	0
Baseline contract value	£190,503.09

ACCESS*

Patients seen in 24 months	Total	Change since previous quarter
Quarter ending March 2018	3,175	
Quarter ending June 2018	3,104	↓
Quarter ending September 2018	3,071	↓
Quarter ending December 2018	2,971	↓
Quarter ending March 2019	2,894	↓
Variance since March 2018	(8.9%)	↓



ACTIVITY



Month	Adjusted Scheduled Activity (UDA)	
	2018	2019
April	368	310
May	897	922
June	1,420	1,481
July	2,148	2,314
August	2,893	3,163
September	3,573	3,783
October	4,176	4,352
November	4,972	4,945
December	5,624	5,164
January	6,188	5,662
February	6,989	6,244
March	7,672	6,834
April	8,005	
May	8,005	
June	8,005	

QUALITY

	Quantity	Base Number	Contract	AT	Region	England
% of FP17s for the same patient ID Re-attending within 3 months - Children	141	2,374	5.9%	8.9%	11.3%	11.8%
% of FP17s for the same patient ID Re-attending within 3 months - Adults	273	1,579	17.3%	13.1%	15.4%	15.7%
% of FP17s for the same patient ID Re-attending between 3 & 9 months - Children	1,607	2,374	67.7%	62.1%	61.3%	58.9%
% of FP17s for the same patient ID Re-attending between 3 & 9 months - Adults	882	1,579	55.9%	52.3%	52.1%	50.8%
% of FP17s for Band 1 Urgent Courses	204	3,330	6.1%	8.4%	9.5%	9.1%
% of FP17s Relating to Free Repair or Replacements	0	3,330	0.0%	0.7%	0.6%	0.8%
% of FP17s Relating to Continuations	36	3,330	1.1%	0.7%	0.8%	0.9%
% of Patients satisfied with the dentistry they have received	1	1	N/A	93.4%	92.4%	92.5%
% of Patients satisfied with the time they had to wait for an appointment	1	1	N/A	85.3%	86.3%	87.0%

* This is based on patients treated on this contract for their most recent course of treatment. Figures in italics indicate the base number of FP17s or Patient Questionnaire responses are less than 100. N/A is shown where the base number of responses is less than 10 during the period. % is calculated as Quantity/Base number*100

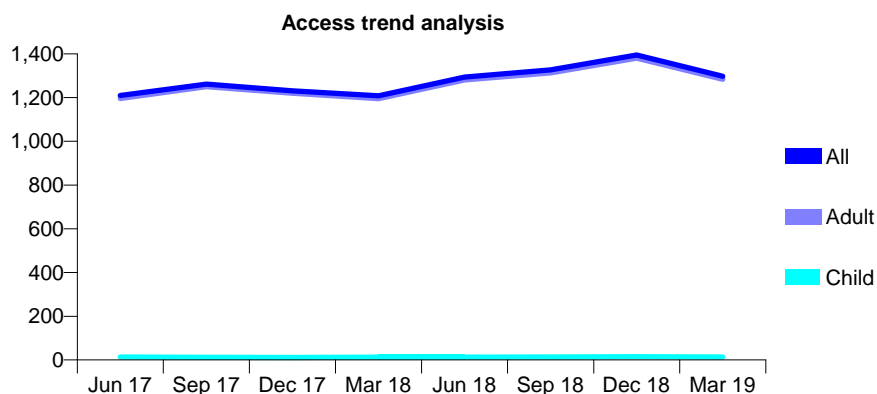
Q64 - Vital Signs At a Glance Contract Report for 138843/0001 - March 2019

Name or company name	BASDAC LLP
Contract type name	GDS Contract
Purpose of contract	General
Contract start date	01/04/2013
Contract end date	

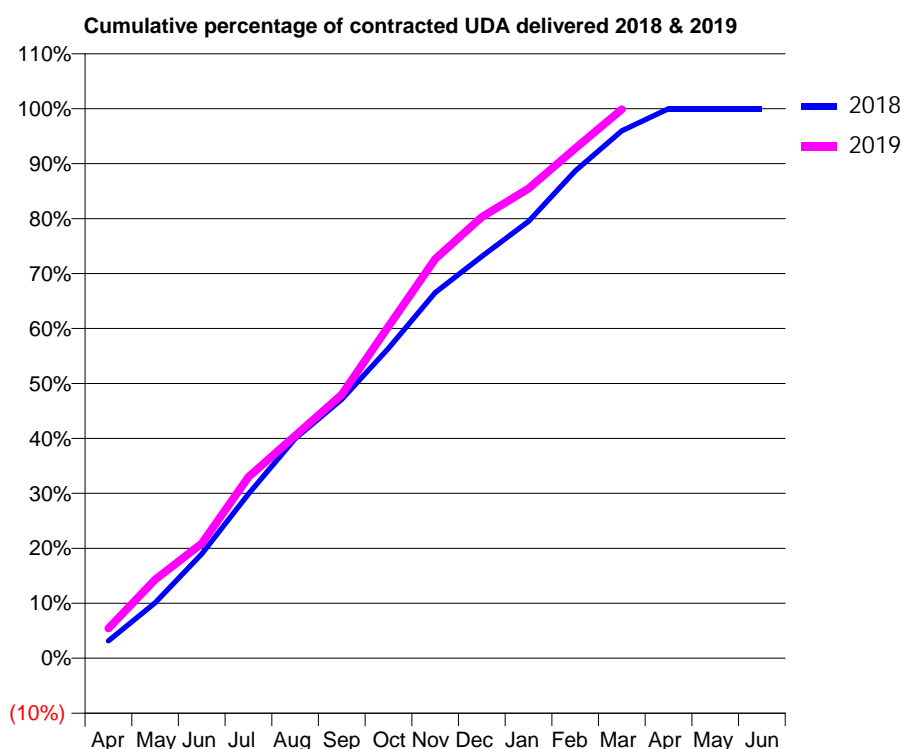
18/19 Contracted general activity (UDA)	3,673
Carry forward general activity (UDA)	0
18/19 Contracted orthodontic activity (UOA)	0
Carry forward orthodontic activity (UOA)	0
Baseline contract value	£225,570.98

ACCESS*

Patients seen in 24 months	Total	Change since previous quarter
Quarter ending March 2018	1,208	
Quarter ending June 2018	1,294	↑
Quarter ending September 2018	1,327	↑
Quarter ending December 2018	1,395	↑
Quarter ending March 2019	1,298	↓
Variance since March 2018	7.5%	↑



ACTIVITY



Month	2018	2019
April	106	199
May	337	525
June	633	767
July	998	1,212
August	1,335	1,487
September	1,573	1,763
October	1,883	2,218
November	2,221	2,668
December	2,441	2,948
January	2,654	3,139
February	2,960	3,407
March	3,204	3,668
April	3,339	
May	3,339	
June	3,339	

QUALITY

	Quantity	Base Number	Contract	AT	Region	England
% of FP17s for the same patient ID Re-attending within 3 months - Children	0	20	0.0%	8.9%	11.3%	11.8%
% of FP17s for the same patient ID Re-attending within 3 months - Adults	2	1,273	0.2%	13.1%	15.4%	15.7%
% of FP17s for the same patient ID Re-attending between 3 & 9 months - Children	0	20	0.0%	62.1%	61.3%	58.9%
% of FP17s for the same patient ID Re-attending between 3 & 9 months - Adults	10	1,273	0.8%	52.3%	52.1%	50.8%
% of FP17s for Band 1 Urgent Courses	0	1,248	0.0%	8.4%	9.5%	9.1%
% of FP17s Relating to Free Repair or Replacements	0	1,248	0.0%	0.7%	0.6%	0.8%
% of FP17s Relating to Continuations	0	1,248	0.0%	0.7%	0.8%	0.9%
% of Patients satisfied with the dentistry they have received	0	0	N/A	93.4%	92.4%	92.5%
% of Patients satisfied with the time they had to wait for an appointment	0	0	N/A	85.3%	86.3%	87.0%

* This is based on patients treated on this contract for their most recent course of treatment.

Figures in italics indicate the base number of FP17s or Patient Questionnaire responses are less than 100. N/A is shown where the base number of responses is less than 10 during the period. % is calculated as Quantity/Base number*100

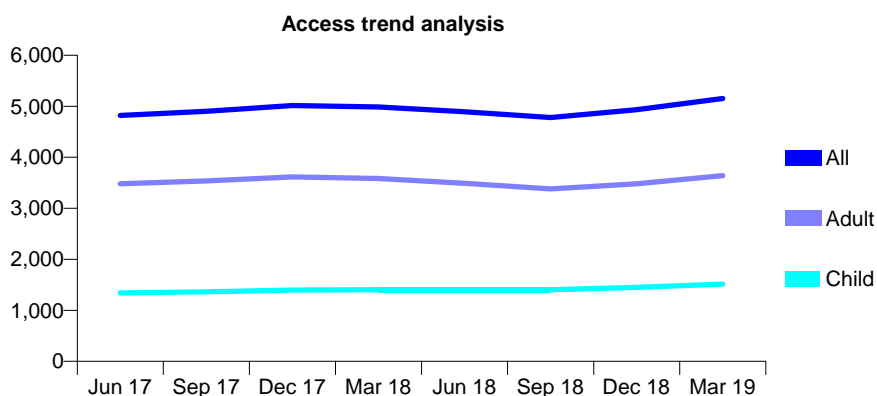
Q64 - Vital Signs At a Glance Contract Report for 141909/0001 - March 2019

Name or company name	Halton House Dental Centre
Contract type name	GDS Contract
Purpose of contract	General
Contract start date	01/04/2013
Contract end date	

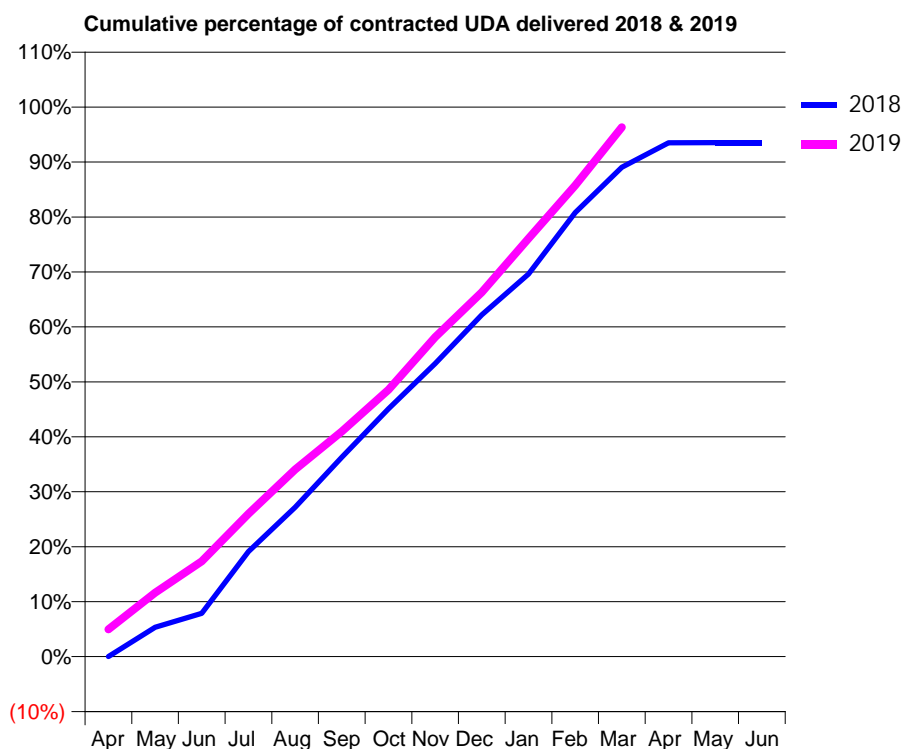
18/19 Contracted general activity (UDA)	14,628
Carry forward general activity (UDA)	0
18/19 Contracted orthodontic activity (UOA)	0
Carry forward orthodontic activity (UOA)	0
Baseline contract value	£390,467.09

ACCESS*

Patients seen in 24 months	Total	Change since previous quarter
Quarter ending March 2018	4,988	
Quarter ending June 2018	4,893	↓
Quarter ending September 2018	4,780	↓
Quarter ending December 2018	4,932	↑
Quarter ending March 2019	5,154	↑
Variance since March 2018	3.3%	↑



ACTIVITY



Month	Adjusted Scheduled Activity (UDA)	
	2018	2019
April	0	726
May	784	1,703
June	1,152	2,535
July	2,800	3,803
August	3,979	4,984
September	5,306	5,992
October	6,598	7,106
November	7,805	8,504
December	9,095	9,695
January	10,184	11,132
February	11,819	12,542
March	13,025	14,090
April	13,675	
May	13,678	
June	13,682	

QUALITY

	Quantity	Base Number	Contract	AT	Region	England
% of FP17s for the same patient ID Re-attending within 3 months - Children	137	2,225	6.2%	8.9%	11.3%	11.8%
% of FP17s for the same patient ID Re-attending within 3 months - Adults	599	4,839	12.4%	13.1%	15.4%	15.7%
% of FP17s for the same patient ID Re-attending between 3 & 9 months - Children	1,414	2,225	63.6%	62.1%	61.3%	58.9%
% of FP17s for the same patient ID Re-attending between 3 & 9 months - Adults	2,764	4,839	57.1%	52.3%	52.1%	50.8%
% of FP17s for Band 1 Urgent Courses	398	6,799	5.9%	8.4%	9.5%	9.1%
% of FP17s Relating to Free Repair or Replacements	36	6,799	0.5%	0.7%	0.6%	0.8%
% of FP17s Relating to Continuations	73	6,799	1.1%	0.7%	0.8%	0.9%
% of Patients satisfied with the dentistry they have received	4	4	N/A	93.4%	92.4%	92.5%
% of Patients satisfied with the time they had to wait for an appointment	2	4	N/A	85.3%	86.3%	87.0%

* This is based on patients treated on this contract for their most recent course of treatment. Figures in italics indicate the base number of FP17s or Patient Questionnaire responses are less than 100. N/A is shown where the base number of responses is less than 10 during the period. % is calculated as Quantity/Base number*100

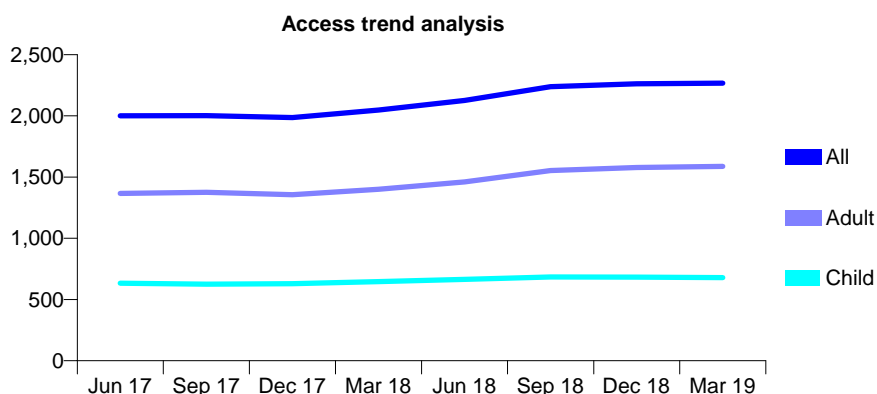
Q64 - Vital Signs At a Glance Contract Report for 146420/0001 - March 2019

Name or company name	North Way Dental Practice Ltd
Contract type name	GDS Contract
Purpose of contract	General
Contract start date	01/07/2012
Contract end date	

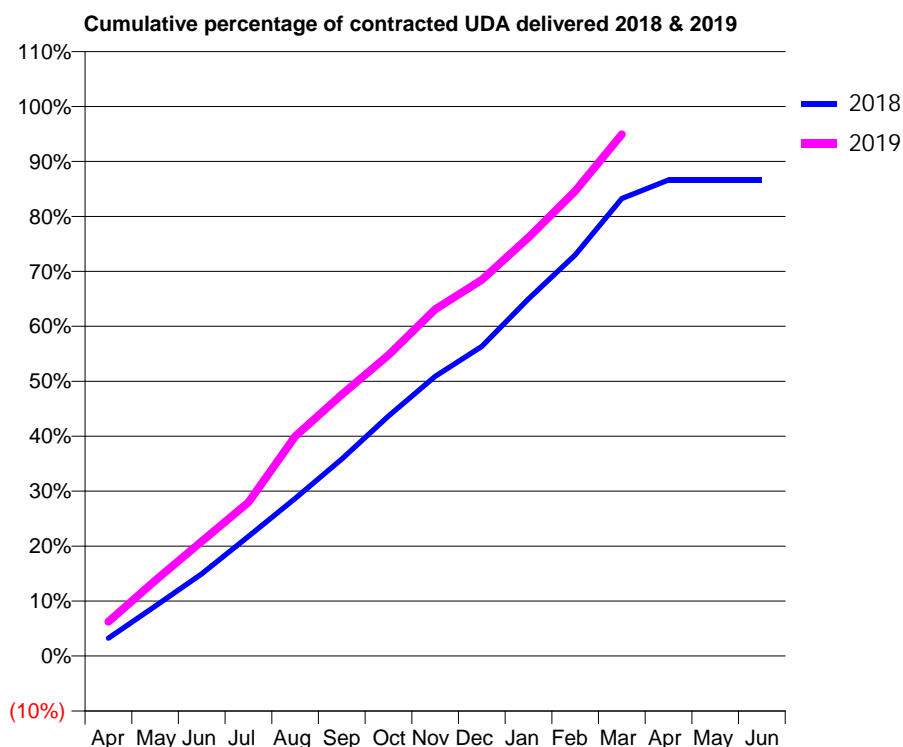
18/19 Contracted general activity (UDA)	6,184
Carry forward general activity (UDA)	0
18/19 Contracted orthodontic activity (UOA)	0
Carry forward orthodontic activity (UOA)	0
Baseline contract value	£227,360.87

ACCESS*

Patients seen in 24 months	Total	Change since previous quarter
Quarter ending March 2018	2,047	
Quarter ending June 2018	2,126	↑
Quarter ending September 2018	2,239	↑
Quarter ending December 2018	2,262	→
Quarter ending March 2019	2,267	→
Variance since March 2018	10.7%	↑



ACTIVITY



Month	Adjusted Scheduled Activity (UDA)	
	2018	2019
April	200	386
May	562	850
June	925	1,292
July	1,347	1,729
August	1,773	2,472
September	2,216	2,943
October	2,701	3,386
November	3,147	3,903
December	3,484	4,232
January	4,019	4,710
February	4,515	5,232
March	5,148	5,869
April	5,356	
May	5,356	
June	5,356	

QUALITY

	Quantity	Base Number	Contract	AT	Region	England
% of FP17s for the same patient ID Re-attending within 3 months - Children	65	1,220	5.3%	8.9%	11.3%	11.8%
% of FP17s for the same patient ID Re-attending within 3 months - Adults	267	2,557	10.4%	13.1%	15.4%	15.7%
% of FP17s for the same patient ID Re-attending between 3 & 9 months - Children	874	1,220	71.6%	62.1%	61.3%	58.9%
% of FP17s for the same patient ID Re-attending between 3 & 9 months - Adults	1,689	2,557	66.1%	52.3%	52.1%	50.8%
% of FP17s for Band 1 Urgent Courses	102	3,645	2.8%	8.4%	9.5%	9.1%
% of FP17s Relating to Free Repair or Replacements	15	3,645	0.4%	0.7%	0.6%	0.8%
% of FP17s Relating to Continuations	19	3,645	0.5%	0.7%	0.8%	0.9%
% of Patients satisfied with the dentistry they have received	2	2	N/A	93.4%	92.4%	92.5%
% of Patients satisfied with the time they had to wait for an appointment	2	2	N/A	85.3%	86.3%	87.0%

* This is based on patients treated on this contract for their most recent course of treatment. Figures in italics indicate the base number of FP17s or Patient Questionnaire responses are less than 100. N/A is shown where the base number of responses is less than 10 during the period. % is calculated as Quantity/Base number*100

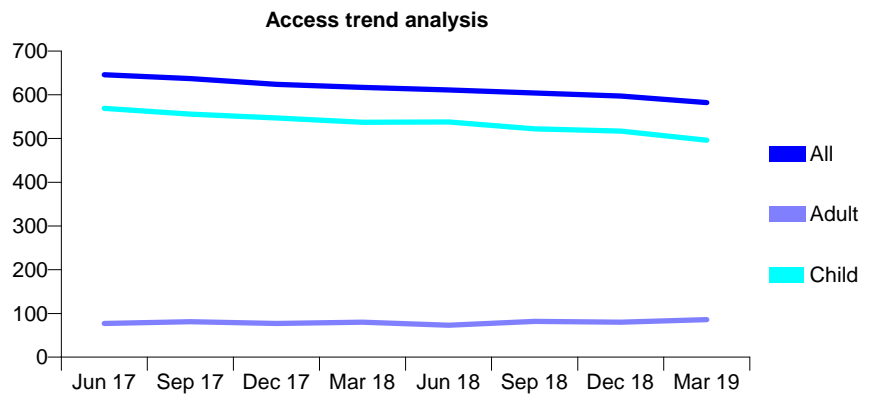
Q64 - Vital Signs At a Glance Contract Report for 147567/0001 - March 2019

Name or company name	Stonehouse Dental Practice
Contract type name	GDS Contract
Purpose of contract	General
Contract start date	01/11/2012
Contract end date	

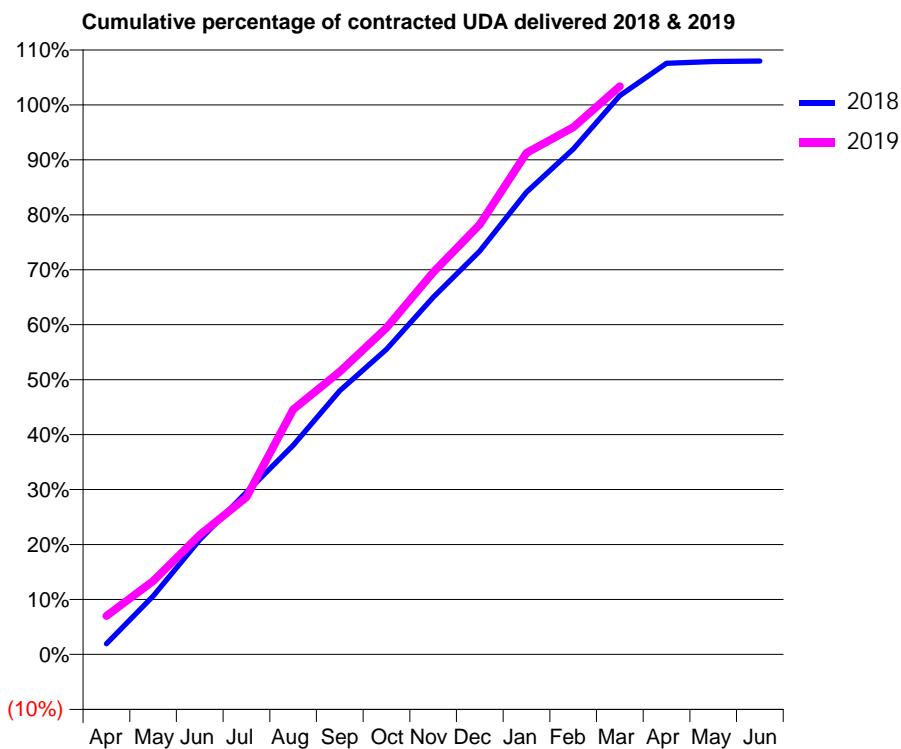
18/19 Contracted general activity (UDA)	970
Carry forward general activity (UDA)	-19
18/19 Contracted orthodontic activity (UOA)	0
Carry forward orthodontic activity (UOA)	0
Baseline contract value	£22,541.49

ACCESS*

Patients seen in 24 months	Total	Change since previous quarter
Quarter ending March 2018	617	
Quarter ending June 2018	611	→
Quarter ending September 2018	604	↓
Quarter ending December 2018	597	↓
Quarter ending March 2019	582	↓
Variance since March 2018	(5.7%)	↓



ACTIVITY



Month	Adjusted Scheduled Activity (UDA)	
	2018	2019
April	19	68
May	103	130
June	202	211
July	286	278
August	369	432
September	465	499
October	539	576
November	630	675
December	712	759
January	816	885
February	892	930
March	986	1,003
April	1,043	
May	1,046	
June	1,047	

QUALITY

	Quantity	Base Number	Contract	AT	Region	England
% of FP17s for the same patient ID Re-attending within 3 months - Children	47	759	6.2%	8.9%	11.3%	11.8%
% of FP17s for the same patient ID Re-attending within 3 months - Adults	2	32	6.3%	13.1%	15.4%	15.7%
% of FP17s for the same patient ID Re-attending between 3 & 9 months - Children	501	759	66.0%	62.1%	61.3%	58.9%
% of FP17s for the same patient ID Re-attending between 3 & 9 months - Adults	19	32	59.4%	52.3%	52.1%	50.8%
% of FP17s for Band 1 Urgent Courses	22	745	3.0%	8.4%	9.5%	9.1%
% of FP17s Relating to Free Repair or Replacements	0	745	0.0%	0.7%	0.6%	0.8%
% of FP17s Relating to Continuations	0	745	0.0%	0.7%	0.8%	0.9%
% of Patients satisfied with the dentistry they have received	0	0	N/A	93.4%	92.4%	92.5%
% of Patients satisfied with the time they had to wait for an appointment	0	0	N/A	85.3%	86.3%	87.0%

* This is based on patients treated on this contract for their most recent course of treatment. Figures in italics indicate the base number of FP17s or Patient Questionnaire responses are less than 100. N/A is shown where the base number of responses is less than 10 during the period. % is calculated as Quantity/Base number*100

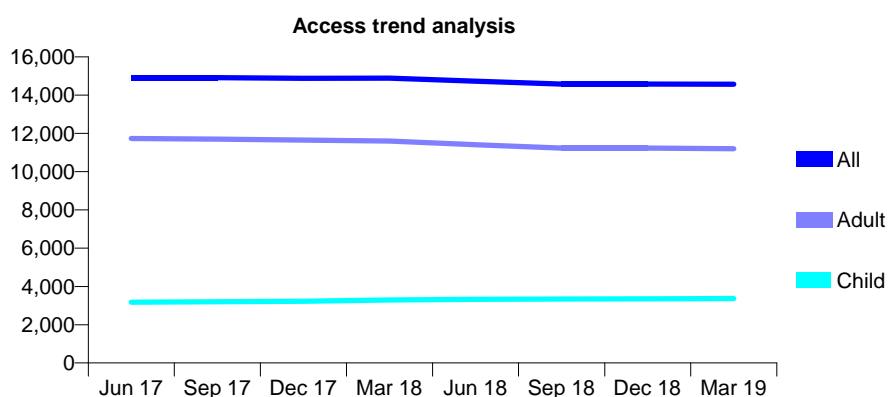
Q64 - Vital Signs At a Glance Contract Report for 147575/0001 - March 2019

Name or company name	Oriel Villas Dental Surgery
Contract type name	GDS Contract
Purpose of contract	General
Contract start date	01/09/2010
Contract end date	

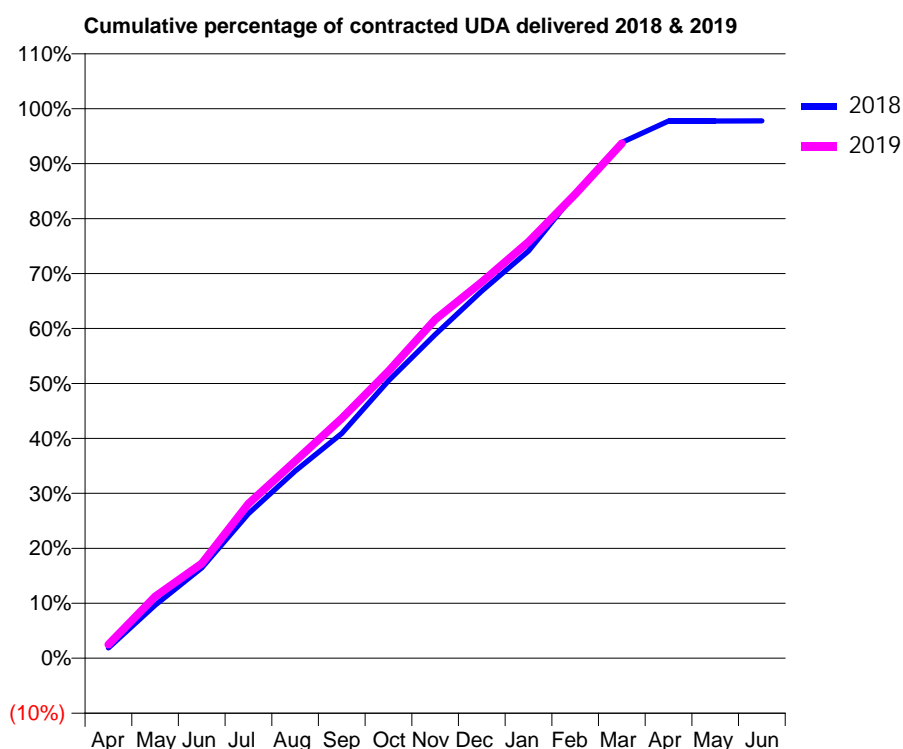
18/19 Contracted general activity (UDA)	35,818
Carry forward general activity (UDA)	397
18/19 Contracted orthodontic activity (UOA)	0
Carry forward orthodontic activity (UOA)	0
Baseline contract value	£874,216.20

ACCESS*

Patients seen in 24 months	Total	Change since previous quarter
Quarter ending March 2018	14,885	
Quarter ending June 2018	14,729	↓
Quarter ending September 2018	14,572	↓
Quarter ending December 2018	14,579	→
Quarter ending March 2019	14,568	→
Variance since March 2018	(2.1%)	↓



ACTIVITY



Month	Adjusted Scheduled Activity (UDA)	
	2018	2019
April	677	894
May	3,466	4,019
June	5,889	6,163
July	9,427	10,069
August	12,198	12,855
September	14,654	15,632
October	18,083	18,711
November	21,101	22,072
December	23,933	24,512
January	26,542	27,135
February	30,300	30,239
March	33,614	33,546
April	35,015	
May	35,004	
June	35,021	

QUALITY

	Quantity	Base Number	Contract	AT	Region	England
% of FP17s for the same patient ID Re-attending within 3 months - Children	274	4,409	6.2%	8.9%	11.3%	11.8%
% of FP17s for the same patient ID Re-attending within 3 months - Adults	1,472	13,011	11.3%	13.1%	15.4%	15.7%
% of FP17s for the same patient ID Re-attending between 3 & 9 months - Children	2,246	4,409	50.9%	62.1%	61.3%	58.9%
% of FP17s for the same patient ID Re-attending between 3 & 9 months - Adults	5,719	13,011	44.0%	52.3%	52.1%	50.8%
% of FP17s for Band 1 Urgent Courses	1,039	16,226	6.4%	8.4%	9.5%	9.1%
% of FP17s Relating to Free Repair or Replacements	132	16,226	0.8%	0.7%	0.6%	0.8%
% of FP17s Relating to Continuations	47	16,226	0.3%	0.7%	0.8%	0.9%
% of Patients satisfied with the dentistry they have received	12	13	92.3%	93.4%	92.4%	92.5%
% of Patients satisfied with the time they had to wait for an appointment	12	13	92.3%	85.3%	86.3%	87.0%

* This is based on patients treated on this contract for their most recent course of treatment.

Figures in italics indicate the base number of FP17s or Patient Questionnaire responses are less than 100. N/A is shown where the base number of responses is less than 10 during the period. % is calculated as Quantity/Base number*100

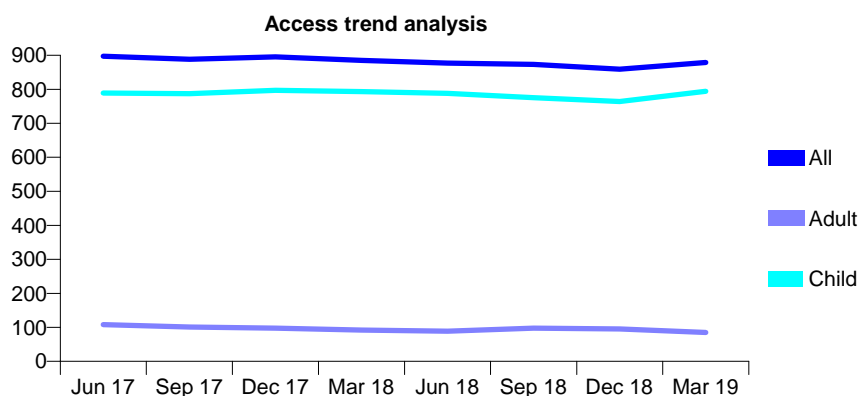
Q64 - Vital Signs At a Glance Contract Report for 148210/0001 - March 2019

Name or company name	Clarence House Partnership
Contract type name	GDS Contract
Purpose of contract	General
Contract start date	07/04/2015
Contract end date	

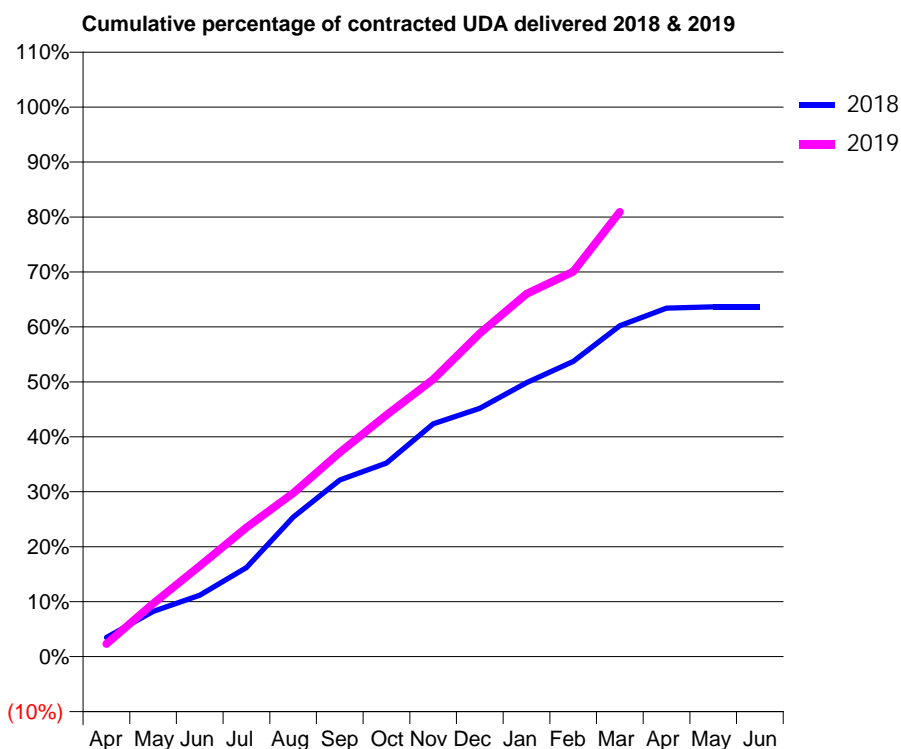
18/19 Contracted general activity (UDA)	2,200
Carry forward general activity (UDA)	0
18/19 Contracted orthodontic activity (UOA)	0
Carry forward orthodontic activity (UOA)	0
Baseline contract value	£58,781.59

ACCESS*

Patients seen in 24 months	Total	Change since previous quarter
Quarter ending March 2018	885	
Quarter ending June 2018	877	→
Quarter ending September 2018	873	→
Quarter ending December 2018	859	↓
Quarter ending March 2019	879	↑
Variance since March 2018	(0.7%)	→



ACTIVITY



Month	Adjusted Scheduled Activity (UDA)	
	2018	2019
April	106	51
May	251	213
June	341	363
July	494	517
August	775	655
September	981	817
October	1,075	967
November	1,292	1,110
December	1,378	1,294
January	1,521	1,452
February	1,639	1,541
March	1,837	1,780
April	1,935	
May	1,942	
June	1,942	

QUALITY

	Quantity	Base Number	Contract	AT	Region	England
% of FP17s for the same patient ID Re-attending within 3 months - Children	61	1,124	5.4%	8.9%	11.3%	11.8%
% of FP17s for the same patient ID Re-attending within 3 months - Adults	0	1	0.0%	13.1%	15.4%	15.7%
% of FP17s for the same patient ID Re-attending between 3 & 9 months - Children	674	1,124	60.0%	62.1%	61.3%	58.9%
% of FP17s for the same patient ID Re-attending between 3 & 9 months - Adults	1	1	100.0%	52.3%	52.1%	50.8%
% of FP17s for Band 1 Urgent Courses	0	1,061	0.0%	8.4%	9.5%	9.1%
% of FP17s Relating to Free Repair or Replacements	0	1,061	0.0%	0.7%	0.6%	0.8%
% of FP17s Relating to Continuations	0	1,061	0.0%	0.7%	0.8%	0.9%
% of Patients satisfied with the dentistry they have received	0	0	N/A	93.4%	92.4%	92.5%
% of Patients satisfied with the time they had to wait for an appointment	0	0	N/A	85.3%	86.3%	87.0%

* This is based on patients treated on this contract for their most recent course of treatment. Figures in italics indicate the base number of FP17s or Patient Questionnaire responses are less than 100. N/A is shown where the base number of responses is less than 10 during the period. % is calculated as Quantity/Base number*100

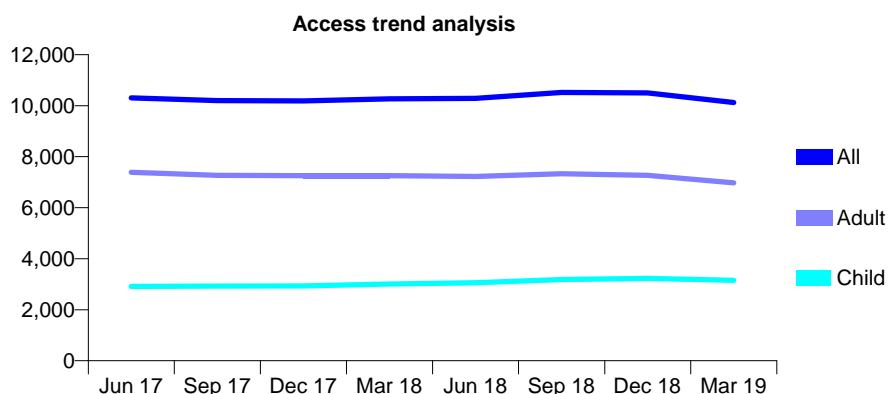
Q64 - Vital Signs At a Glance Contract Report for 150401/0001 - March 2019

Name or company name	Whitecross Dental care Ltd
Contract type name	GDS Contract
Purpose of contract	General
Contract start date	13/10/2010
Contract end date	

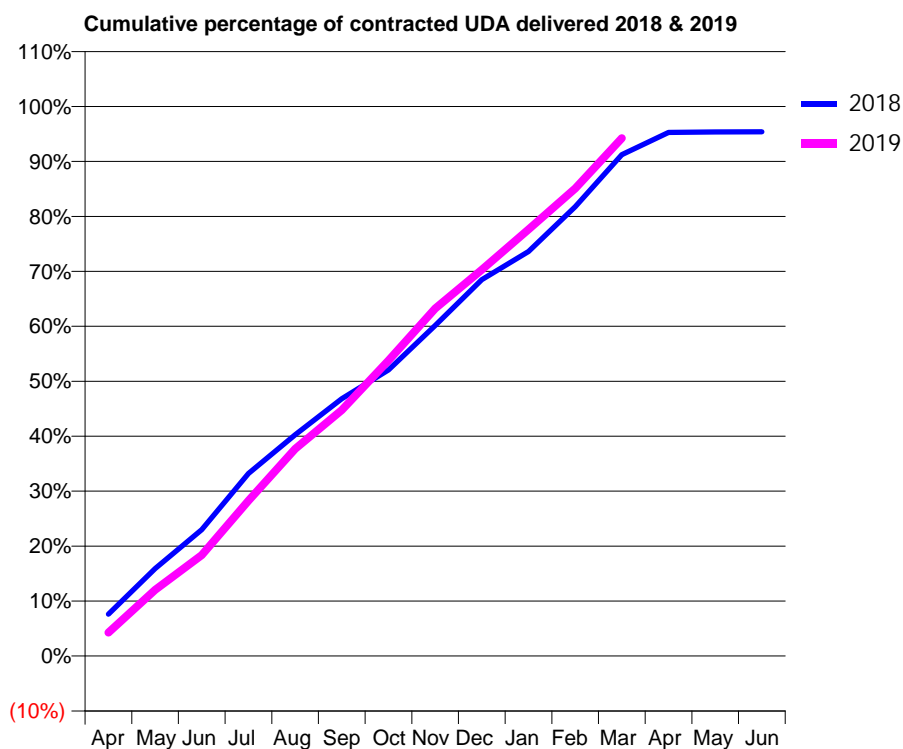
18/19 Contracted general activity (UDA)	25,000
Carry forward general activity (UDA)	0
18/19 Contracted orthodontic activity (UOA)	0
Carry forward orthodontic activity (UOA)	0
Baseline contract value	£632,632.85

ACCESS*

Patients seen in 24 months	Total	Change since previous quarter
Quarter ending March 2018	10,265	
Quarter ending June 2018	10,289	→
Quarter ending September 2018	10,517	↑
Quarter ending December 2018	10,502	→
Quarter ending March 2019	10,125	↓
Variance since March 2018	(1.4%)	↓



ACTIVITY



Month	Adjusted Scheduled Activity (UDA)	
	2018	2019
April	1,900	1,071
May	3,979	3,010
June	5,745	4,589
July	8,304	7,063
August	10,067	9,427
September	11,703	11,181
October	13,019	13,449
November	15,039	15,812
December	17,115	17,573
January	18,403	19,405
February	20,440	21,270
March	22,810	23,554
April	23,818	
May	23,841	
June	23,848	

QUALITY

	Quantity	Base Number	Contract	AT	Region	England
% of FP17s for the same patient ID Re-attending within 3 months - Children	175	4,193	4.2%	8.9%	11.3%	11.8%
% of FP17s for the same patient ID Re-attending within 3 months - Adults	546	7,457	7.3%	13.1%	15.4%	15.7%
% of FP17s for the same patient ID Re-attending between 3 & 9 months - Children	2,155	4,193	51.4%	62.1%	61.3%	58.9%
% of FP17s for the same patient ID Re-attending between 3 & 9 months - Adults	2,490	7,457	33.4%	52.3%	52.1%	50.8%
% of FP17s for Band 1 Urgent Courses	390	11,188	3.5%	8.4%	9.5%	9.1%
% of FP17s Relating to Free Repair or Replacements	29	11,188	0.3%	0.7%	0.6%	0.8%
% of FP17s Relating to Continuations	122	11,188	1.1%	0.7%	0.8%	0.9%
% of Patients satisfied with the dentistry they have received	8	8	N/A	93.4%	92.4%	92.5%
% of Patients satisfied with the time they had to wait for an appointment	7	8	N/A	85.3%	86.3%	87.0%

* This is based on patients treated on this contract for their most recent course of treatment. Figures in italics indicate the base number of FP17s or Patient Questionnaire responses are less than 100. N/A is shown where the base number of responses is less than 10 during the period. % is calculated as Quantity/Base number*100

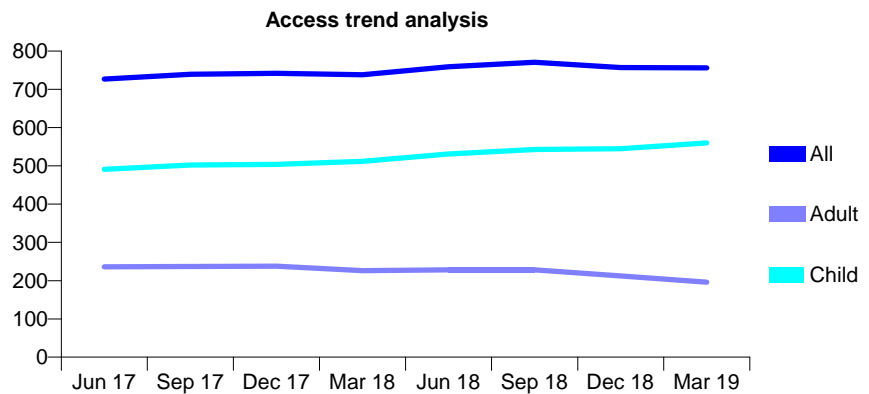
Q64 - Vital Signs At a Glance Contract Report for 152021/0001 - March 2019

Name or company name	Hartree Dental Surgery
Contract type name	GDS Contract
Purpose of contract	General
Contract start date	01/04/2006
Contract end date	

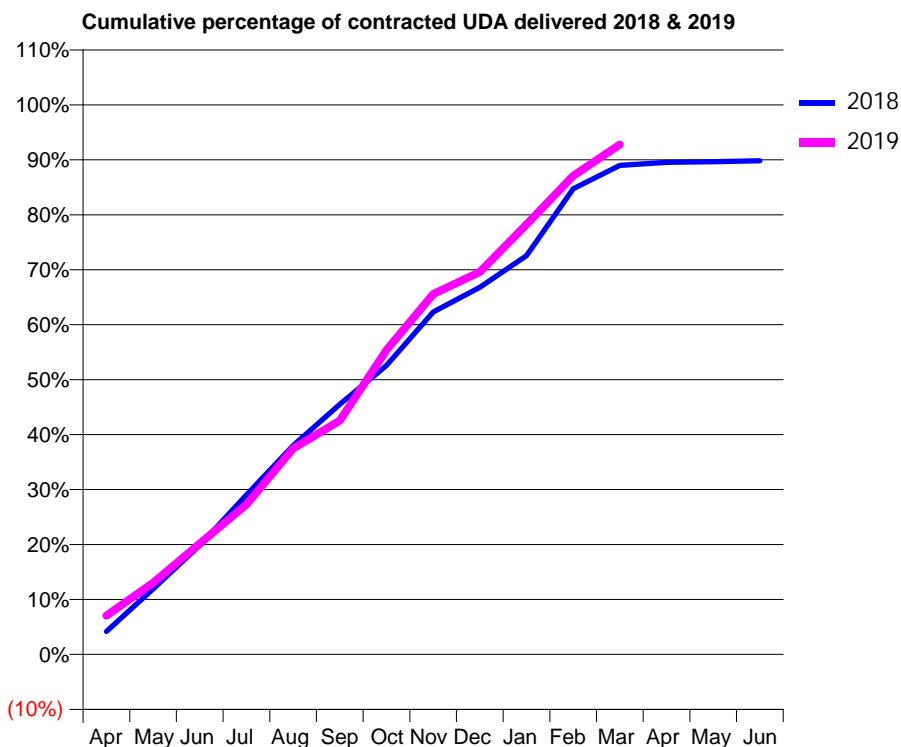
18/19 Contracted general activity (UDA)	1,646
Carry forward general activity (UDA)	0
18/19 Contracted orthodontic activity (UOA)	0
Carry forward orthodontic activity (UOA)	0
Baseline contract value	£40,323.80

ACCESS*

Patients seen in 24 months	Total	Change since previous quarter
Quarter ending March 2018	738	
Quarter ending June 2018	759	↑
Quarter ending September 2018	771	→
Quarter ending December 2018	757	↓
Quarter ending March 2019	756	→
Variance since March 2018	2.4%	↑



ACTIVITY



Month	2018	2019
April	69	116
May	196	215
June	327	332
July	477	449
August	626	617
September	749	700
October	865	912
November	1,026	1,079
December	1,100	1,145
January	1,195	1,288
February	1,395	1,433
March	1,464	1,527
April	1,474	
May	1,476	
June	1,479	

QUALITY

	Quantity	Base Number	Contract	AT	Region	England
% of FP17s for the same patient ID Re-attending within 3 months - Children	60	921	6.5%	8.9%	11.3%	11.8%
% of FP17s for the same patient ID Re-attending within 3 months - Adults	27	156	17.3%	13.1%	15.4%	15.7%
% of FP17s for the same patient ID Re-attending between 3 & 9 months - Children	639	921	69.4%	62.1%	61.3%	58.9%
% of FP17s for the same patient ID Re-attending between 3 & 9 months - Adults	74	156	47.4%	52.3%	52.1%	50.8%
% of FP17s for Band 1 Urgent Courses	24	1,057	2.3%	8.4%	9.5%	9.1%
% of FP17s Relating to Free Repair or Replacements	0	1,057	0.0%	0.7%	0.6%	0.8%
% of FP17s Relating to Continuations	11	1,057	1.0%	0.7%	0.8%	0.9%
% of Patients satisfied with the dentistry they have received	1	1	N/A	93.4%	92.4%	92.5%
% of Patients satisfied with the time they had to wait for an appointment	1	1	N/A	85.3%	86.3%	87.0%

* This is based on patients treated on this contract for their most recent course of treatment. Figures in italics indicate the base number of FP17s or Patient Questionnaire responses are less than 100. N/A is shown where the base number of responses is less than 10 during the period. % is calculated as Quantity/Base number*100

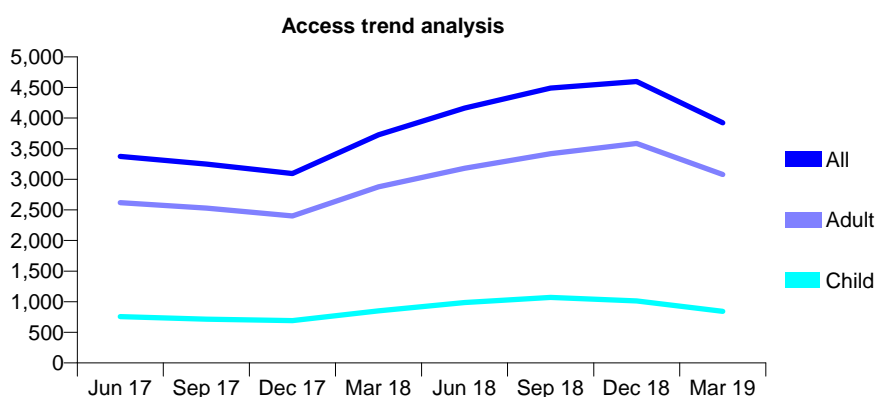
Q64 - Vital Signs At a Glance Contract Report for 153052/0001 - March 2019

Name or company name	Dentalcare (Southern) Limited
Contract type name	GDS Contract
Purpose of contract	General
Contract start date	01/08/2012
Contract end date	

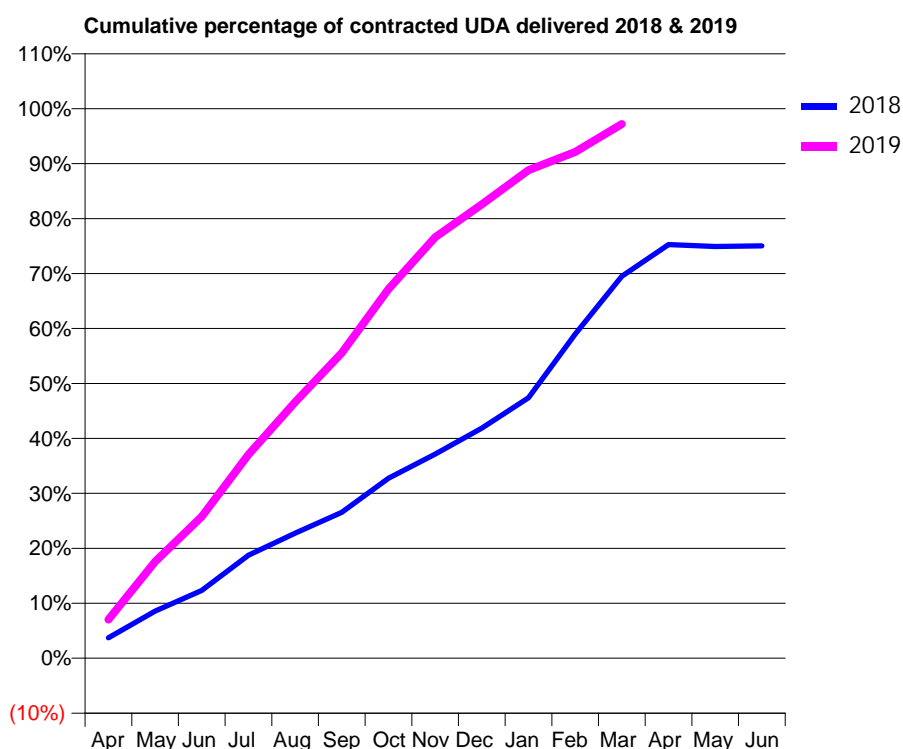
18/19 Contracted general activity (UDA)	12,257
Carry forward general activity (UDA)	0
18/19 Contracted orthodontic activity (UOA)	0
Carry forward orthodontic activity (UOA)	0
Baseline contract value	£311,731.48

ACCESS*

Patients seen in 24 months	Total	Change since previous quarter
Quarter ending March 2018	3,727	
Quarter ending June 2018	4,164	↑
Quarter ending September 2018	4,489	↑
Quarter ending December 2018	4,597	↑
Quarter ending March 2019	3,922	↓
Variance since March 2018	5.2%	↑



ACTIVITY



Month	Adjusted Scheduled Activity (UDA)	
	2018	2019
April	457	865
May	1,050	2,155
June	1,512	3,156
July	2,297	4,543
August	2,791	5,713
September	3,256	6,810
October	4,015	8,232
November	4,553	9,390
December	5,132	10,120
January	5,812	10,885
February	7,230	11,294
March	8,517	11,914
April	9,224	
May	9,183	
June	9,194	

QUALITY

	Quantity	Base Number	Contract	AT	Region	England
% of FP17s for the same patient ID Re-attending within 3 months - Children	72	1,532	4.7%	8.9%	11.3%	11.8%
% of FP17s for the same patient ID Re-attending within 3 months - Adults	514	5,144	10.0%	13.1%	15.4%	15.7%
% of FP17s for the same patient ID Re-attending between 3 & 9 months - Children	766	1,532	50.0%	62.1%	61.3%	58.9%
% of FP17s for the same patient ID Re-attending between 3 & 9 months - Adults	2,428	5,144	47.2%	52.3%	52.1%	50.8%
% of FP17s for Band 1 Urgent Courses	453	6,245	7.3%	8.4%	9.5%	9.1%
% of FP17s Relating to Free Repair or Replacements	73	6,245	1.2%	0.7%	0.6%	0.8%
% of FP17s Relating to Continuations	47	6,245	0.8%	0.7%	0.8%	0.9%
% of Patients satisfied with the dentistry they have received	4	4	N/A	93.4%	92.4%	92.5%
% of Patients satisfied with the time they had to wait for an appointment	4	4	N/A	85.3%	86.3%	87.0%

* This is based on patients treated on this contract for their most recent course of treatment.

Figures in italics indicate the base number of FP17s or Patient Questionnaire responses are less than 100. N/A is shown where the base number of responses is less than 10 during the period. % is calculated as Quantity/Base number*100

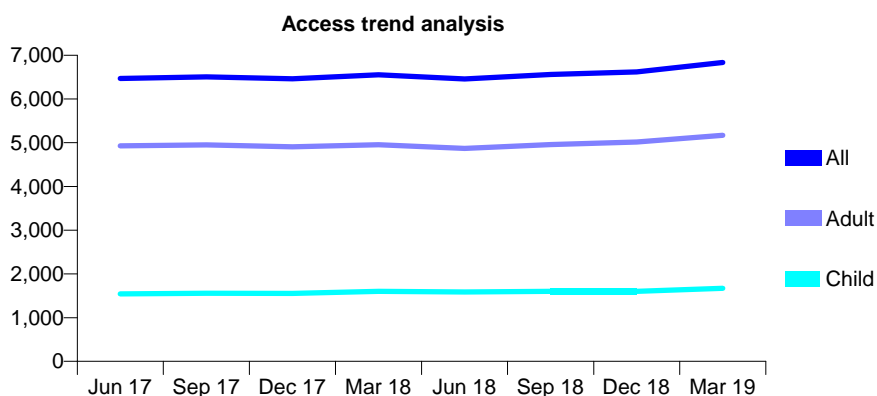
Q64 - Vital Signs At a Glance Contract Report for 15594/0001 - March 2019

Name or company name	The Parks Dental Practice
Contract type name	GDS Contract
Purpose of contract	General
Contract start date	21/03/2013
Contract end date	

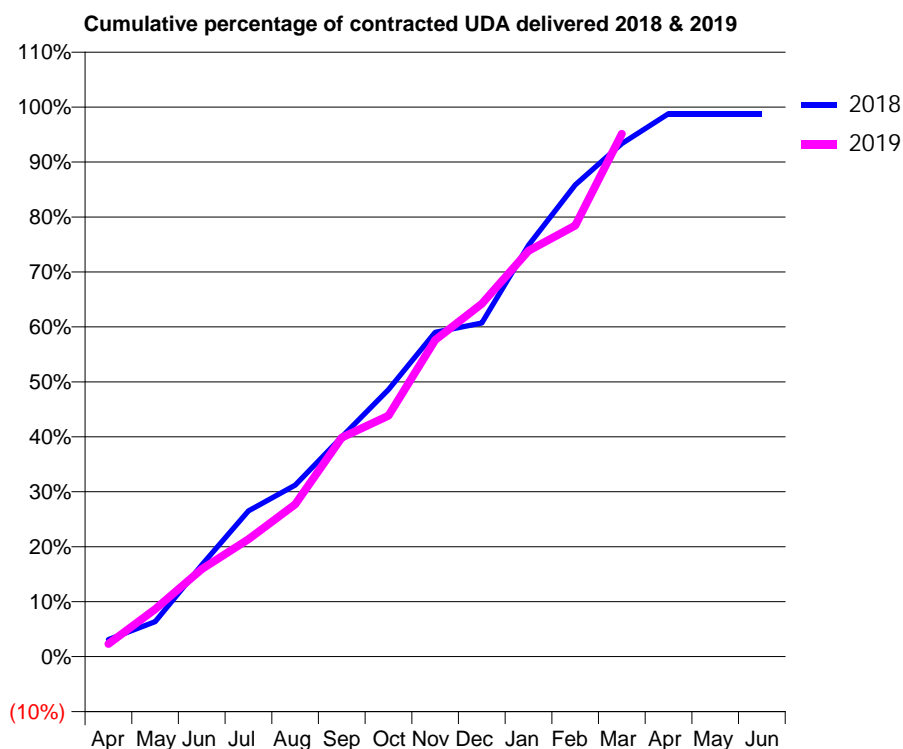
18/19 Contracted general activity (UDA)	17,200
Carry forward general activity (UDA)	208
18/19 Contracted orthodontic activity (UOA)	0
Carry forward orthodontic activity (UOA)	0
Baseline contract value	£432,240.91

ACCESS*

Patients seen in 24 months	Total	Change since previous quarter
Quarter ending March 2018	6,553	
Quarter ending June 2018	6,459	↓
Quarter ending September 2018	6,558	→
Quarter ending December 2018	6,619	→
Quarter ending March 2019	6,837	↑
Variance since March 2018	4.3%	↑



ACTIVITY



Month	Adjusted Scheduled Activity (UDA)	
	2018	2019
April	546	398
May	1,110	1,489
June	2,909	2,741
July	4,625	3,676
August	5,446	4,767
September	6,972	6,857
October	8,477	7,539
November	10,294	9,913
December	10,587	11,040
January	13,055	12,701
February	14,974	13,493
March	16,280	16,363
April	17,233	
May	17,234	
June	17,234	

QUALITY

	Quantity	Base Number	Contract	AT	Region	England
% of FP17s for the same patient ID Re-attending within 3 months - Children	256	2,794	9.2%	8.9%	11.3%	11.8%
% of FP17s for the same patient ID Re-attending within 3 months - Adults	1,056	7,267	14.5%	13.1%	15.4%	15.7%
% of FP17s for the same patient ID Re-attending between 3 & 9 months - Children	1,816	2,794	65.0%	62.1%	61.3%	58.9%
% of FP17s for the same patient ID Re-attending between 3 & 9 months - Adults	3,811	7,267	52.4%	52.3%	52.1%	50.8%
% of FP17s for Band 1 Urgent Courses	1,392	9,558	14.6%	8.4%	9.5%	9.1%
% of FP17s Relating to Free Repair or Replacements	121	9,558	1.3%	0.7%	0.6%	0.8%
% of FP17s Relating to Continuations	39	9,558	0.4%	0.7%	0.8%	0.9%
% of Patients satisfied with the dentistry they have received	6	6	N/A	93.4%	92.4%	92.5%
% of Patients satisfied with the time they had to wait for an appointment	5	6	N/A	85.3%	86.3%	87.0%

* This is based on patients treated on this contract for their most recent course of treatment. Figures in italics indicate the base number of FP17s or Patient Questionnaire responses are less than 100. N/A is shown where the base number of responses is less than 10 during the period. % is calculated as Quantity/Base number*100

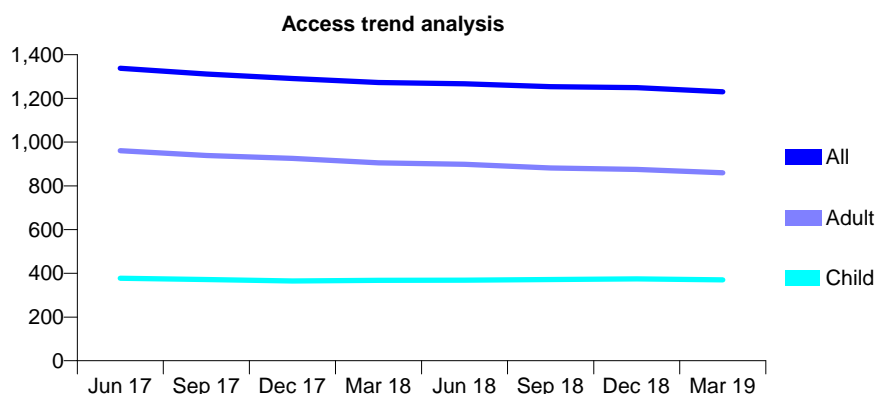
Q64 - Vital Signs At a Glance Contract Report for 155918/0001 - March 2019

Name or company name	Laser-Dent Ltd
Contract type name	GDS Contract
Purpose of contract	General
Contract start date	01/05/2011
Contract end date	

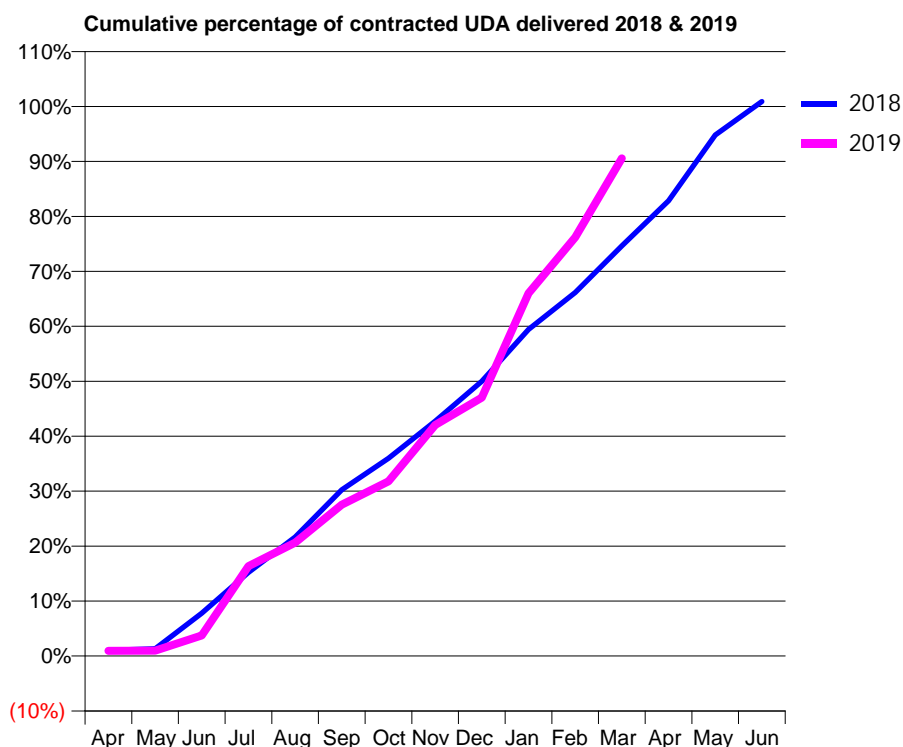
18/19 Contracted general activity (UDA)	5,100
Carry forward general activity (UDA)	-46
18/19 Contracted orthodontic activity (UOA)	0
Carry forward orthodontic activity (UOA)	0
Baseline contract value	£124,515.75

ACCESS*

Patients seen in 24 months	Total	Change since previous quarter
Quarter ending March 2018	1,273	
Quarter ending June 2018	1,267	→
Quarter ending September 2018	1,253	↓
Quarter ending December 2018	1,249	→
Quarter ending March 2019	1,230	↓
Variance since March 2018	(3.4%)	↓



ACTIVITY



Month	Adjusted Scheduled Activity (UDA)	
	2018	2019
April	53	49
May	68	50
June	398	191
July	776	833
August	1,105	1,053
September	1,543	1,404
October	1,835	1,621
November	2,181	2,144
December	2,549	2,398
January	3,031	3,367
February	3,374	3,885
March	3,806	4,618
April	4,224	
May	4,835	
June	5,146	

QUALITY

	Quantity	Base Number	Contract	AT	Region	England
% of FP17s for the same patient ID Re-attending within 3 months - Children	95	682	13.9%	8.9%	11.3%	11.8%
% of FP17s for the same patient ID Re-attending within 3 months - Adults	360	1,710	21.1%	13.1%	15.4%	15.7%
% of FP17s for the same patient ID Re-attending between 3 & 9 months - Children	368	682	54.0%	62.1%	61.3%	58.9%
% of FP17s for the same patient ID Re-attending between 3 & 9 months - Adults	1,002	1,710	58.6%	52.3%	52.1%	50.8%
% of FP17s for Band 1 Urgent Courses	160	2,002	8.0%	8.4%	9.5%	9.1%
% of FP17s Relating to Free Repair or Replacements	5	2,002	0.2%	0.7%	0.6%	0.8%
% of FP17s Relating to Continuations	17	2,002	0.8%	0.7%	0.8%	0.9%
% of Patients satisfied with the dentistry they have received	7	7	N/A	93.4%	92.4%	92.5%
% of Patients satisfied with the time they had to wait for an appointment	4	7	N/A	85.3%	86.3%	87.0%

* This is based on patients treated on this contract for their most recent course of treatment. Figures in italics indicate the base number of FP17s or Patient Questionnaire responses are less than 100. N/A is shown where the base number of responses is less than 10 during the period. % is calculated as Quantity/Base number*100

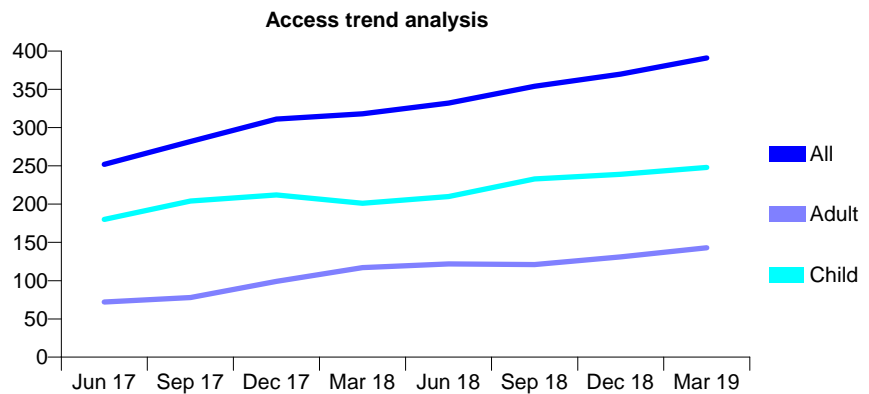
Q64 - Vital Signs At a Glance Contract Report for 156701/0001 - March 2019

Name or company name	Phoenix Orthodontics
Contract type name	GDS Contract
Purpose of contract	General and Orthodontic
Contract start date	01/06/2011
Contract end date	31/03/2026

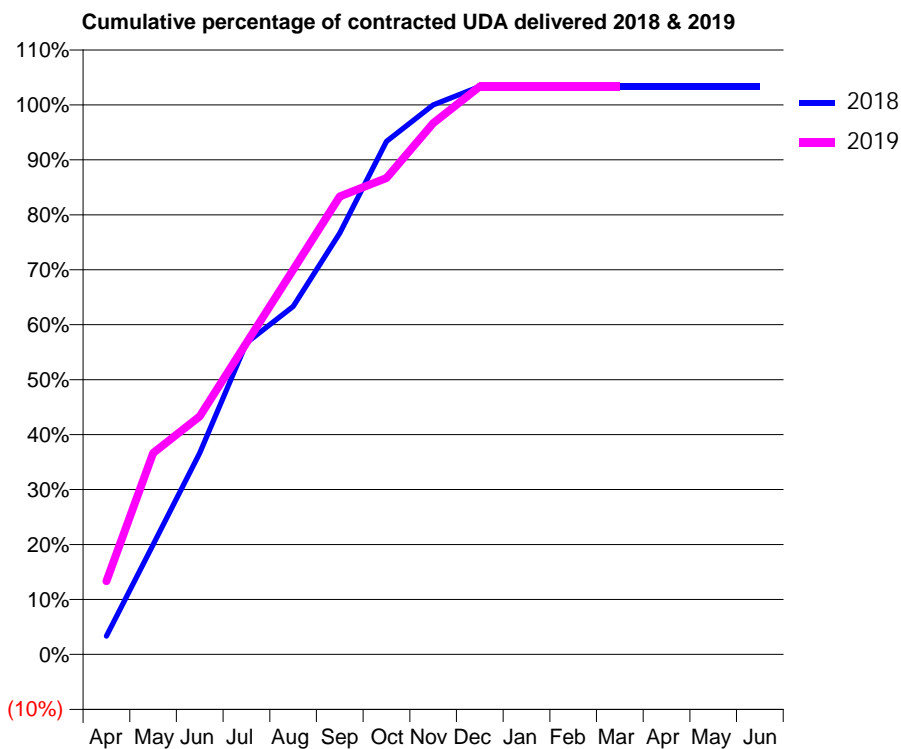
18/19 Contracted general activity (UDA)	30
Carry forward general activity (UDA)	-1
18/19 Contracted orthodontic activity (UOA)	8,168
Carry forward orthodontic activity (UOA)	-2
Baseline contract value	£553,139.67

ACCESS*

Patients seen in 24 months	Total	Change since previous quarter
Quarter ending March 2018	318	
Quarter ending June 2018	332	↑
Quarter ending September 2018	354	↑
Quarter ending December 2018	370	↑
Quarter ending March 2019	391	↑
Variance since March 2018	23.0%	↑



ACTIVITY



Month	Adjusted Scheduled Activity (UDA)	
	2018	2019
April	1	4
May	6	11
June	11	13
July	17	17
August	19	21
September	23	25
October	28	26
November	30	29
December	31	31
January	31	31
February	31	31
March	31	31
April	31	
May	31	
June	31	

QUALITY

	Quantity	Base Number	Contract	AT	Region	England
% of FP17s for the same patient ID Re-attending within 3 months - Children	0	885	0.0%	8.9%	11.3%	11.8%
% of FP17s for the same patient ID Re-attending within 3 months - Adults	0	96	0.0%	13.1%	15.4%	15.7%
% of FP17s for the same patient ID Re-attending between 3 & 9 months - Children	7	885	0.8%	62.1%	61.3%	58.9%
% of FP17s for the same patient ID Re-attending between 3 & 9 months - Adults	0	96	0.0%	52.3%	52.1%	50.8%
% of FP17s for Band 1 Urgent Courses	0	30	0.0%	8.4%	9.5%	9.1%
% of FP17s Relating to Free Repair or Replacements	0	30	0.0%	0.7%	0.6%	0.8%
% of FP17s Relating to Continuations	0	30	0.0%	0.7%	0.8%	0.9%
% of Patients satisfied with the dentistry they have received	0	0	N/A	93.4%	92.4%	92.5%
% of Patients satisfied with the time they had to wait for an appointment	0	0	N/A	85.3%	86.3%	87.0%

* This is based on patients treated on this contract for their most recent course of treatment. Figures in italics indicate the base number of FP17s or Patient Questionnaire responses are less than 100. N/A is shown where the base number of responses is less than 10 during the period. % is calculated as Quantity/Base number*100

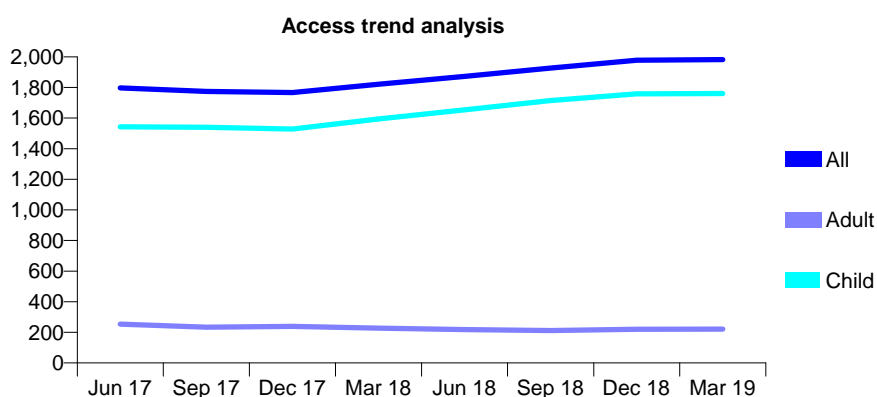
Q64 - Vital Signs At a Glance Contract Report for 157724/0001 - March 2019

Name or company name	MR AF WOOD
Contract type name	GDS Contract
Purpose of contract	General
Contract start date	23/12/2011
Contract end date	

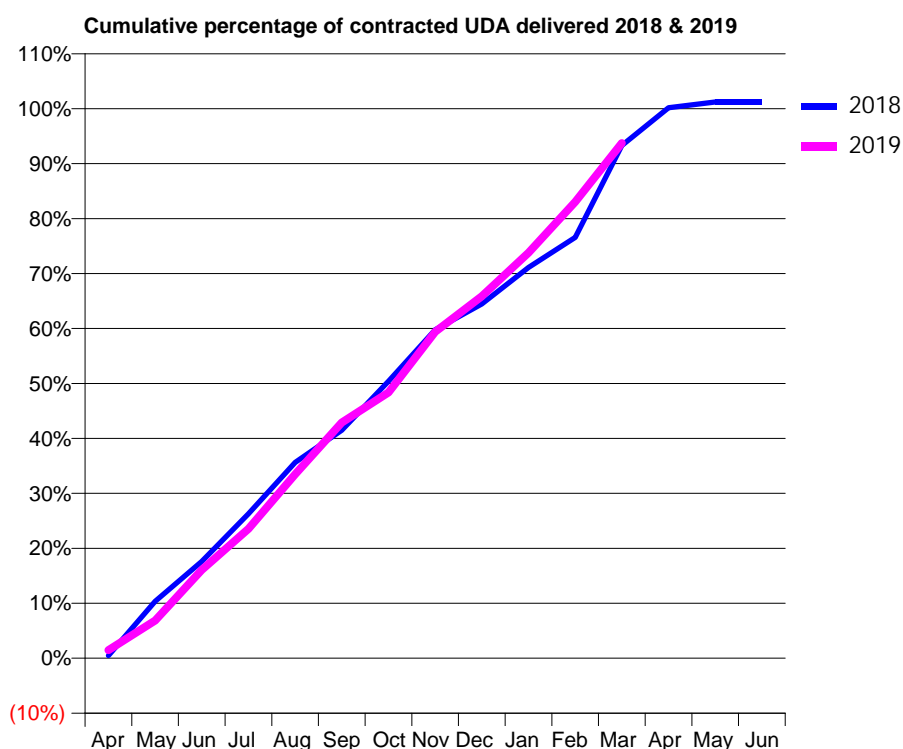
18/19 Contracted general activity (UDA)	3,680
Carry forward general activity (UDA)	-44
18/19 Contracted orthodontic activity (UOA)	0
Carry forward orthodontic activity (UOA)	0
Baseline contract value	£87,370.52

ACCESS*

Patients seen in 24 months	Total	Change since previous quarter
Quarter ending March 2018	1,821	
Quarter ending June 2018	1,872	↑
Quarter ending September 2018	1,927	↑
Quarter ending December 2018	1,978	↑
Quarter ending March 2019	1,982	→
Variance since March 2018	8.8%	↑



ACTIVITY



Month	2018	2019
April	17	54
May	381	252
June	648	591
July	968	867
August	1,312	1,232
September	1,527	1,579
October	1,855	1,780
November	2,200	2,186
December	2,372	2,423
January	2,617	2,715
February	2,818	3,057
March	3,433	3,449
April	3,686	
May	3,724	
June	3,724	

QUALITY

	Quantity	Base Number	Contract	AT	Region	England
% of FP17s for the same patient ID Re-attending within 3 months - Children	138	2,332	5.9%	8.9%	11.3%	11.8%
% of FP17s for the same patient ID Re-attending within 3 months - Adults	3	92	3.3%	13.1%	15.4%	15.7%
% of FP17s for the same patient ID Re-attending between 3 & 9 months - Children	1,220	2,332	52.3%	62.1%	61.3%	58.9%
% of FP17s for the same patient ID Re-attending between 3 & 9 months - Adults	55	92	59.8%	52.3%	52.1%	50.8%
% of FP17s for Band 1 Urgent Courses	76	2,250	3.4%	8.4%	9.5%	9.1%
% of FP17s Relating to Free Repair or Replacements	2	2,250	0.1%	0.7%	0.6%	0.8%
% of FP17s Relating to Continuations	0	2,250	0.0%	0.7%	0.8%	0.9%
% of Patients satisfied with the dentistry they have received	0	0	N/A	93.4%	92.4%	92.5%
% of Patients satisfied with the time they had to wait for an appointment	0	0	N/A	85.3%	86.3%	87.0%

* This is based on patients treated on this contract for their most recent course of treatment.

Figures in italics indicate the base number of FP17s or Patient Questionnaire responses are less than 100. N/A is shown where the base number of responses is less than 10 during the period. % is calculated as Quantity/Base number*100

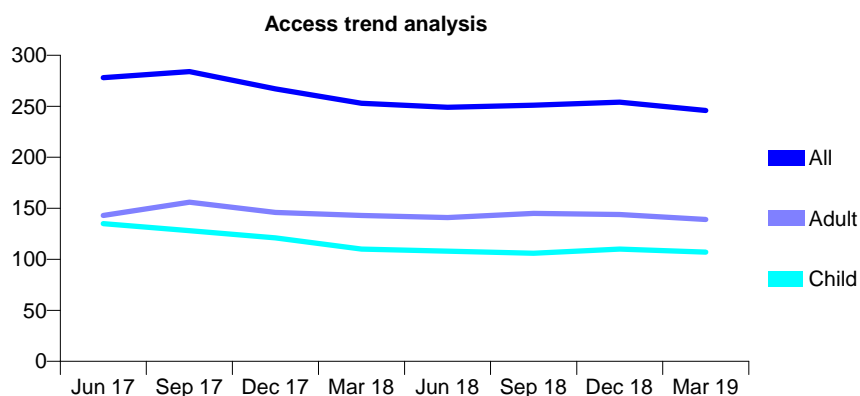
Q64 - Vital Signs At a Glance Contract Report for 158542/0001 - March 2019

Name or company name	Mr CS Lambert-Rose
Contract type name	GDS Contract
Purpose of contract	General and Orthodontic
Contract start date	18/05/2012
Contract end date	

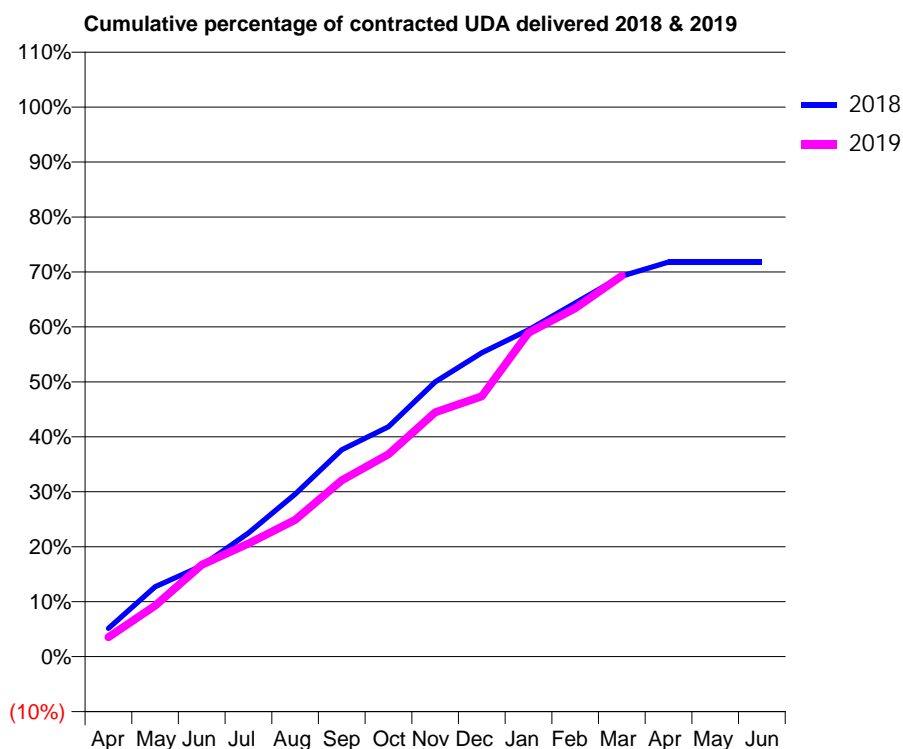
18/19 Contracted general activity (UDA)	680
Carry forward general activity (UDA)	0
18/19 Contracted orthodontic activity (UOA)	697
Carry forward orthodontic activity (UOA)	15
Baseline contract value	£66,109.61

ACCESS*

Patients seen in 24 months	Total	Change since previous quarter
Quarter ending March 2018	253	
Quarter ending June 2018	249	↓
Quarter ending September 2018	251	→
Quarter ending December 2018	254	→
Quarter ending March 2019	246	↓
Variance since March 2018	(2.8%)	↓



ACTIVITY



Month	Adjusted Scheduled Activity (UDA)	
	2018	2019
April	35	24
May	86	63
June	112	114
July	153	140
August	201	169
September	256	218
October	285	250
November	340	302
December	376	322
January	404	401
February	438	431
March	471	471
April	488	
May	488	
June	488	

QUALITY

	Quantity	Base Number	Contract	AT	Region	England
% of FP17s for the same patient ID Re-attending within 3 months - Children	9	222	4.1%	8.9%	11.3%	11.8%
% of FP17s for the same patient ID Re-attending within 3 months - Adults	26	168	15.5%	13.1%	15.4%	15.7%
% of FP17s for the same patient ID Re-attending between 3 & 9 months - Children	98	222	44.1%	62.1%	61.3%	58.9%
% of FP17s for the same patient ID Re-attending between 3 & 9 months - Adults	81	168	48.2%	52.3%	52.1%	50.8%
% of FP17s for Band 1 Urgent Courses	26	293	8.9%	8.4%	9.5%	9.1%
% of FP17s Relating to Free Repair or Replacements	0	293	0.0%	0.7%	0.6%	0.8%
% of FP17s Relating to Continuations	4	293	1.4%	0.7%	0.8%	0.9%
% of Patients satisfied with the dentistry they have received	0	0	N/A	93.4%	92.4%	92.5%
% of Patients satisfied with the time they had to wait for an appointment	0	0	N/A	85.3%	86.3%	87.0%

* This is based on patients treated on this contract for their most recent course of treatment. Figures in italics indicate the base number of FP17s or Patient Questionnaire responses are less than 100. N/A is shown where the base number of responses is less than 10 during the period. % is calculated as Quantity/Base number*100

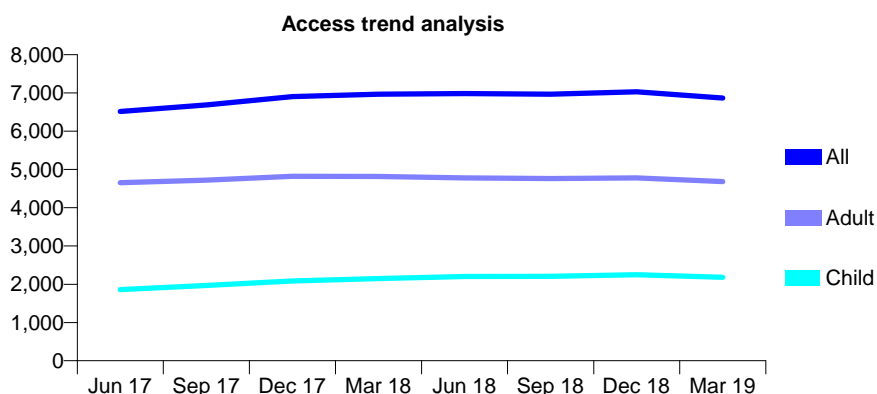
Q64 - Vital Signs At a Glance Contract Report for 160385/0001 - March 2019

Name or company name	S Cowley, R Ingham and J Angelo
Contract type name	GDS Contract
Purpose of contract	General
Contract start date	03/11/2014
Contract end date	

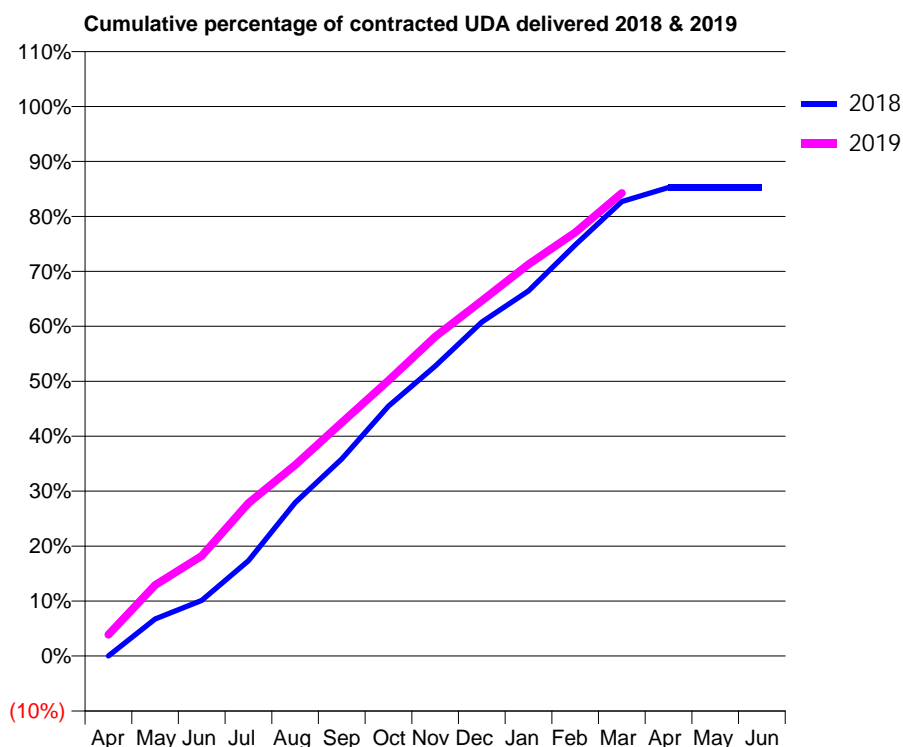
18/19 Contracted general activity (UDA)	19,081
Carry forward general activity (UDA)	0
18/19 Contracted orthodontic activity (UOA)	0
Carry forward orthodontic activity (UOA)	0
Baseline contract value	£457,842.76

ACCESS*

Patients seen in 24 months	Total	Change since previous quarter
Quarter ending March 2018	6,965	
Quarter ending June 2018	6,983	→
Quarter ending September 2018	6,967	→
Quarter ending December 2018	7,030	→
Quarter ending March 2019	6,864	↓
Variance since March 2018	(1.5%)	↓



ACTIVITY



Month	Adjusted Scheduled Activity (UDA)	
	2018	2019
April	0	743
May	1,292	2,464
June	1,934	3,474
July	3,309	5,310
August	5,327	6,634
September	6,842	8,104
October	8,675	9,564
November	10,065	11,089
December	11,597	12,332
January	12,674	13,601
February	14,273	14,707
March	15,777	16,074
April	16,270	
May	16,270	
June	16,270	

QUALITY

	Quantity	Base Number	Contract	AT	Region	England
% of FP17s for the same patient ID Re-attending within 3 months - Children	233	3,248	7.2%	8.9%	11.3%	11.8%
% of FP17s for the same patient ID Re-attending within 3 months - Adults	827	6,289	13.1%	13.1%	15.4%	15.7%
% of FP17s for the same patient ID Re-attending between 3 & 9 months - Children	2,026	3,248	62.4%	62.1%	61.3%	58.9%
% of FP17s for the same patient ID Re-attending between 3 & 9 months - Adults	3,180	6,289	50.6%	52.3%	52.1%	50.8%
% of FP17s for Band 1 Urgent Courses	767	9,276	8.3%	8.4%	9.5%	9.1%
% of FP17s Relating to Free Repair or Replacements	85	9,276	0.9%	0.7%	0.6%	0.8%
% of FP17s Relating to Continuations	129	9,276	1.4%	0.7%	0.8%	0.9%
% of Patients satisfied with the dentistry they have received	4	5	N/A	93.4%	92.4%	92.5%
% of Patients satisfied with the time they had to wait for an appointment	4	5	N/A	85.3%	86.3%	87.0%

* This is based on patients treated on this contract for their most recent course of treatment. Figures in italics indicate the base number of FP17s or Patient Questionnaire responses are less than 100. N/A is shown where the base number of responses is less than 10 during the period. % is calculated as Quantity/Base number*100

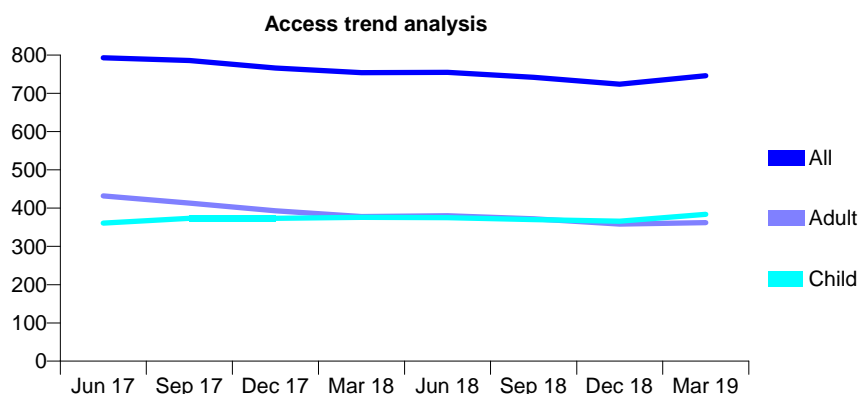
Q64 - Vital Signs At a Glance Contract Report for 160431/0001 - March 2019

Name or company name	Urchfont Dental Care
Contract type name	GDS Contract
Purpose of contract	General
Contract start date	17/02/2014
Contract end date	

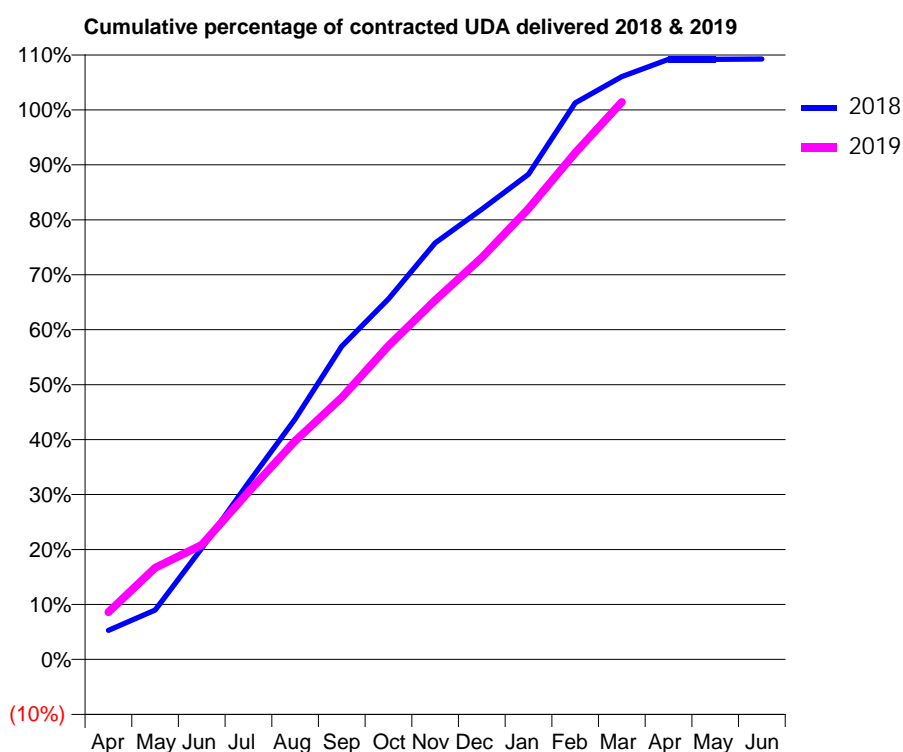
18/19 Contracted general activity (UDA)	2,000
Carry forward general activity (UDA)	-41
18/19 Contracted orthodontic activity (UOA)	0
Carry forward orthodontic activity (UOA)	0
Baseline contract value	£47,000.65

ACCESS*

Patients seen in 24 months	Total	Change since previous quarter
Quarter ending March 2018	754	
Quarter ending June 2018	755	→
Quarter ending September 2018	742	↓
Quarter ending December 2018	724	↓
Quarter ending March 2019	746	↑
Variance since March 2018	(1.1%)	↓



ACTIVITY



Month	2018	2019
April	109	172
May	185	334
June	415	417
July	660	610
August	897	795
September	1,169	953
October	1,346	1,141
November	1,555	1,307
December	1,680	1,462
January	1,810	1,641
February	2,077	1,844
March	2,175	2,029
April	2,239	
May	2,239	
June	2,240	

QUALITY

	Quantity	Base Number	Contract	AT	Region	England
% of FP17s for the same patient ID Re-attending within 3 months - Children	69	679	10.2%	8.9%	11.3%	11.8%
% of FP17s for the same patient ID Re-attending within 3 months - Adults	79	486	16.3%	13.1%	15.4%	15.7%
% of FP17s for the same patient ID Re-attending between 3 & 9 months - Children	488	679	71.9%	62.1%	61.3%	58.9%
% of FP17s for the same patient ID Re-attending between 3 & 9 months - Adults	285	486	58.6%	52.3%	52.1%	50.8%
% of FP17s for Band 1 Urgent Courses	73	1,114	6.6%	8.4%	9.5%	9.1%
% of FP17s Relating to Free Repair or Replacements	4	1,114	0.4%	0.7%	0.6%	0.8%
% of FP17s Relating to Continuations	4	1,114	0.4%	0.7%	0.8%	0.9%
% of Patients satisfied with the dentistry they have received	0	0	N/A	93.4%	92.4%	92.5%
% of Patients satisfied with the time they had to wait for an appointment	0	0	N/A	85.3%	86.3%	87.0%

* This is based on patients treated on this contract for their most recent course of treatment. Figures in italics indicate the base number of FP17s or Patient Questionnaire responses are less than 100. N/A is shown where the base number of responses is less than 10 during the period. % is calculated as Quantity/Base number*100

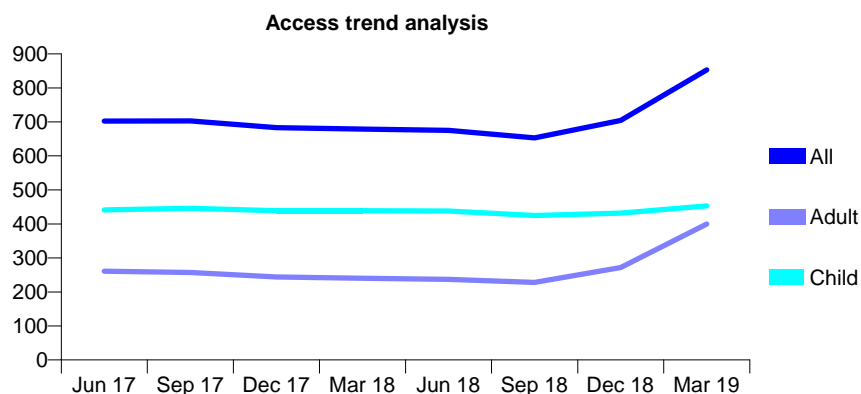
Q64 - Vital Signs At a Glance Contract Report for 162264/0001 - March 2019

Name or company name	Sarum Dental Centre
Contract type name	GDS Contract
Purpose of contract	General
Contract start date	01/07/2015
Contract end date	

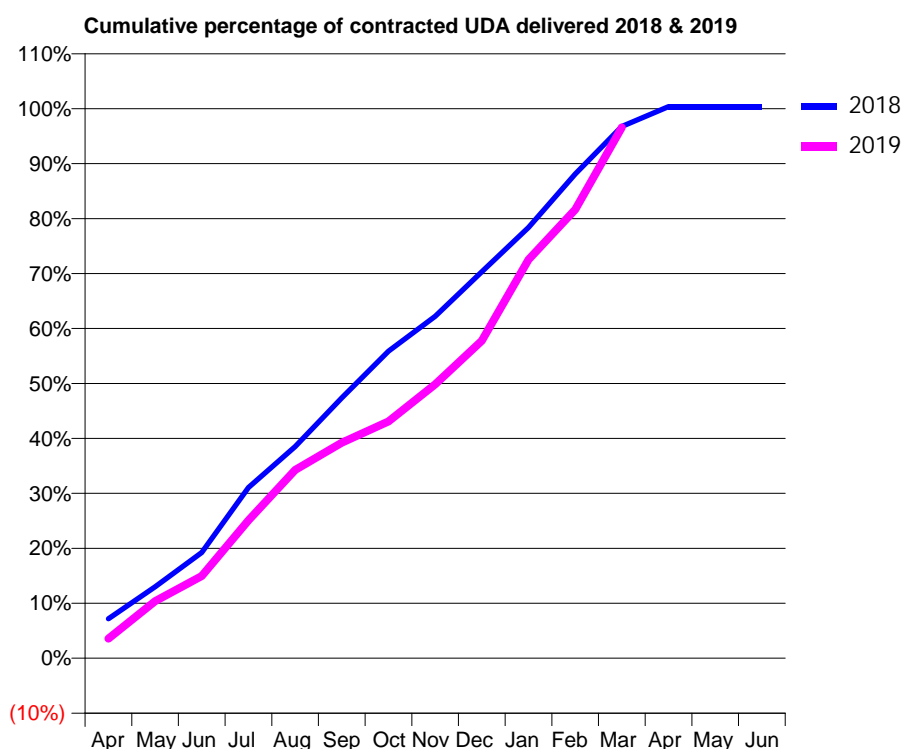
18/19 Contracted general activity (UDA)	1,699
Carry forward general activity (UDA)	-6
18/19 Contracted orthodontic activity (UOA)	0
Carry forward orthodontic activity (UOA)	0
Baseline contract value	£46,789.18

ACCESS*

Patients seen in 24 months	Total	Change since previous quarter
Quarter ending March 2018	679	
Quarter ending June 2018	675	→
Quarter ending September 2018	653	↓
Quarter ending December 2018	704	↑
Quarter ending March 2019	853	↑
Variance since March 2018	25.6%	↑



ACTIVITY



Adjusted Scheduled Activity (UDA)		
Month	2018	2019
April	122	61
May	221	177
June	327	254
July	528	427
August	655	582
September	804	666
October	949	732
November	1,057	847
December	1,195	982
January	1,331	1,232
February	1,497	1,387
March	1,644	1,641
April	1,705	
May	1,705	
June	1,705	

QUALITY

	Quantity	Base Number	Contract	AT	Region	England
% of FP17s for the same patient ID Re-attending within 3 months - Children	64	734	8.7%	8.9%	11.3%	11.8%
% of FP17s for the same patient ID Re-attending within 3 months - Adults	46	446	10.3%	13.1%	15.4%	15.7%
% of FP17s for the same patient ID Re-attending between 3 & 9 months - Children	463	734	63.1%	62.1%	61.3%	58.9%
% of FP17s for the same patient ID Re-attending between 3 & 9 months - Adults	167	446	37.4%	52.3%	52.1%	50.8%
% of FP17s for Band 1 Urgent Courses	34	936	3.6%	8.4%	9.5%	9.1%
% of FP17s Relating to Free Repair or Replacements	0	936	0.0%	0.7%	0.6%	0.8%
% of FP17s Relating to Continuations	5	936	0.5%	0.7%	0.8%	0.9%
% of Patients satisfied with the dentistry they have received	1	1	N/A	93.4%	92.4%	92.5%
% of Patients satisfied with the time they had to wait for an appointment	1	1	N/A	85.3%	86.3%	87.0%

* This is based on patients treated on this contract for their most recent course of treatment.

Figures in italics indicate the base number of FP17s or Patient Questionnaire responses are less than 100. N/A is shown where the base number of responses is less than 10 during the period. % is calculated as Quantity/Base number*100

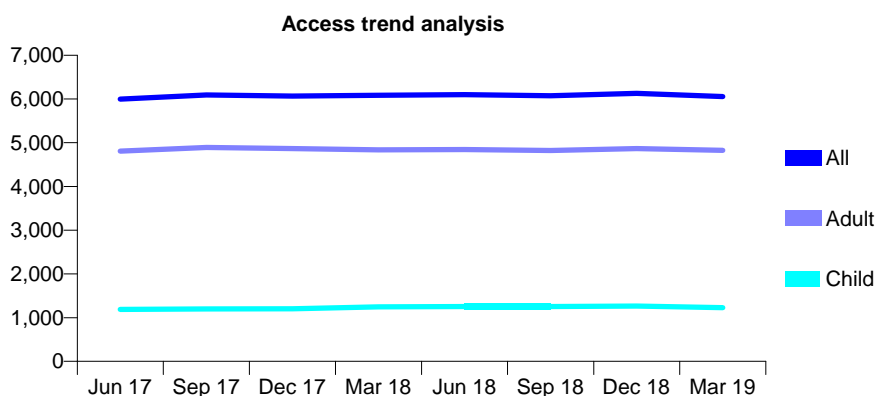
Q64 - Vital Signs At a Glance Contract Report for 165425/0001 - March 2019

Name or company name	Messenger Dental Practice
Contract type name	GDS Contract
Purpose of contract	General
Contract start date	01/12/2010
Contract end date	

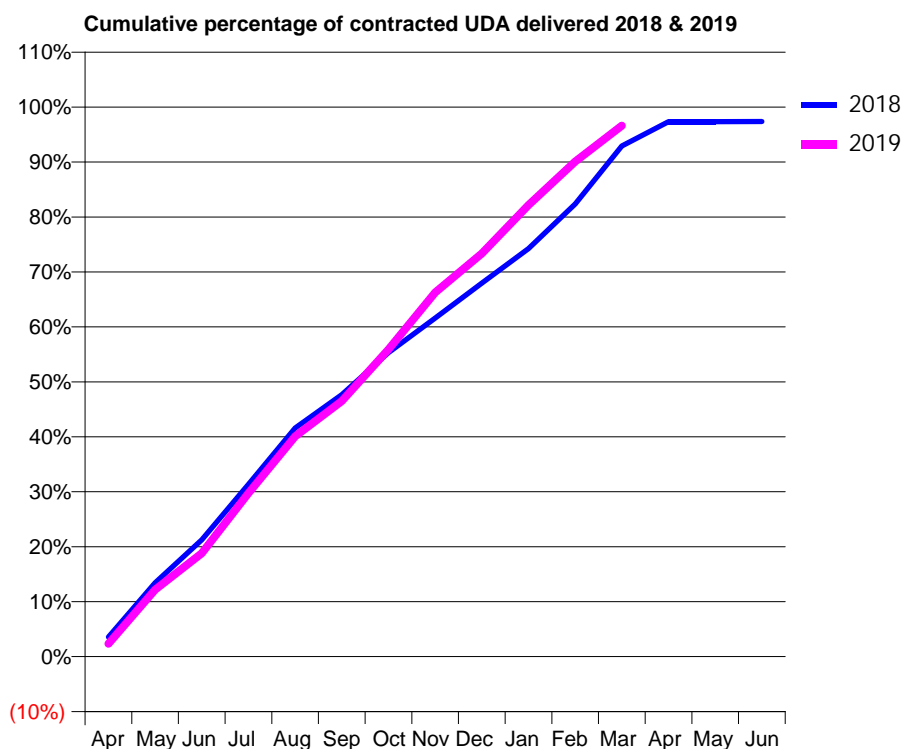
18/19 Contracted general activity (UDA)	16,034
Carry forward general activity (UDA)	423
18/19 Contracted orthodontic activity (UOA)	0
Carry forward orthodontic activity (UOA)	0
Baseline contract value	£454,403.63

ACCESS*

Patients seen in 24 months	Total	Change since previous quarter
Quarter ending March 2018	6,084	
Quarter ending June 2018	6,098	→
Quarter ending September 2018	6,075	→
Quarter ending December 2018	6,128	→
Quarter ending March 2019	6,056	↓
Variance since March 2018	(0.5%)	→



ACTIVITY



Month	Adjusted Scheduled Activity (UDA)	
	2018	2019
April	574	375
May	2,155	1,957
June	3,406	3,013
July	5,030	4,773
August	6,671	6,431
September	7,641	7,458
October	8,871	8,963
November	9,879	10,626
December	10,896	11,761
January	11,903	13,174
February	13,208	14,447
March	14,895	15,493
April	15,609	
May	15,610	
June	15,611	

QUALITY

	Quantity	Base Number	Contract	AT	Region	England
% of FP17s for the same patient ID Re-attending within 3 months - Children	202	2,162	9.3%	8.9%	11.3%	11.8%
% of FP17s for the same patient ID Re-attending within 3 months - Adults	930	6,663	14.0%	13.1%	15.4%	15.7%
% of FP17s for the same patient ID Re-attending between 3 & 9 months - Children	1,444	2,162	66.8%	62.1%	61.3%	58.9%
% of FP17s for the same patient ID Re-attending between 3 & 9 months - Adults	3,062	6,663	46.0%	52.3%	52.1%	50.8%
% of FP17s for Band 1 Urgent Courses	574	8,482	6.8%	8.4%	9.5%	9.1%
% of FP17s Relating to Free Repair or Replacements	83	8,482	1.0%	0.7%	0.6%	0.8%
% of FP17s Relating to Continuations	40	8,482	0.5%	0.7%	0.8%	0.9%
% of Patients satisfied with the dentistry they have received	9	10	90.0%	93.4%	92.4%	92.5%
% of Patients satisfied with the time they had to wait for an appointment	8	10	80.0%	85.3%	86.3%	87.0%

* This is based on patients treated on this contract for their most recent course of treatment. Figures in italics indicate the base number of FP17s or Patient Questionnaire responses are less than 100. N/A is shown where the base number of responses is less than 10 during the period. % is calculated as Quantity/Base number*100

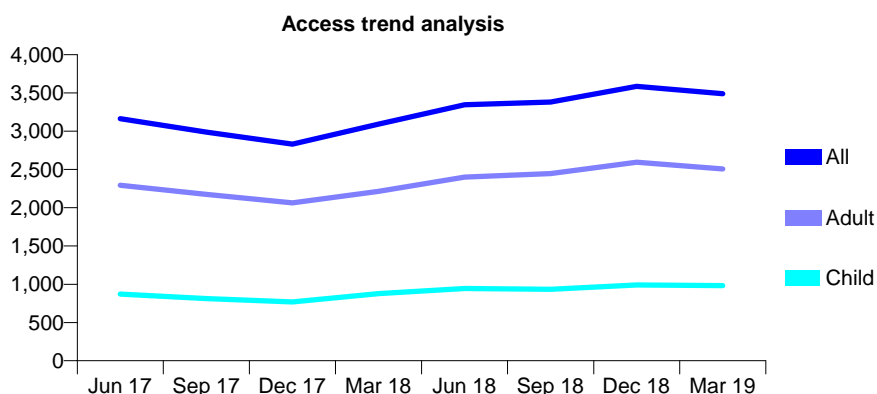
Q64 - Vital Signs At a Glance Contract Report for 167061/0001 - March 2019

Name or company name	Dentalcare Limited
Contract type name	GDS Contract
Purpose of contract	General
Contract start date	01/08/2009
Contract end date	

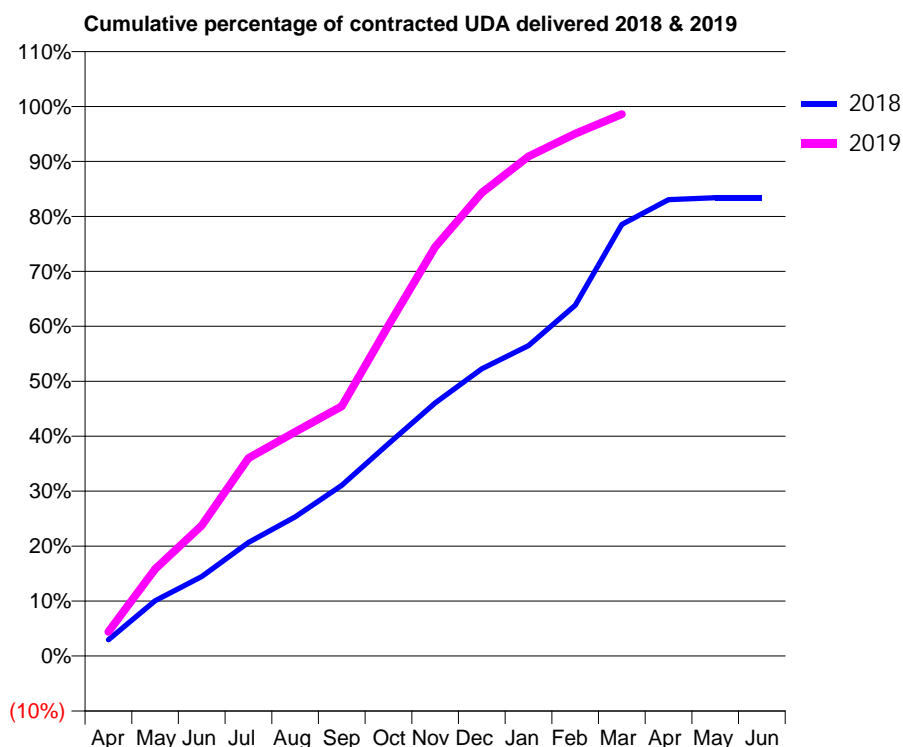
18/19 Contracted general activity (UDA)	9,000
Carry forward general activity (UDA)	94
18/19 Contracted orthodontic activity (UOA)	0
Carry forward orthodontic activity (UOA)	0
Baseline contract value	£238,632.11

ACCESS*

Patients seen in 24 months	Total	Change since previous quarter
Quarter ending March 2018	3,092	
Quarter ending June 2018	3,345	↑
Quarter ending September 2018	3,380	→
Quarter ending December 2018	3,586	↑
Quarter ending March 2019	3,490	↓
Variance since March 2018	12.9%	↑



ACTIVITY



Month	Adjusted Scheduled Activity (UDA)	
	2018	2019
April	268	399
May	905	1,425
June	1,300	2,137
July	1,860	3,242
August	2,279	3,671
September	2,795	4,091
October	3,476	5,413
November	4,146	6,699
December	4,702	7,585
January	5,083	8,181
February	5,743	8,555
March	7,067	8,872
April	7,475	
May	7,506	
June	7,506	

QUALITY

	Quantity	Base Number	Contract	AT	Region	England
% of FP17s for the same patient ID Re-attending within 3 months - Children	75	1,445	5.2%	8.9%	11.3%	11.8%
% of FP17s for the same patient ID Re-attending within 3 months - Adults	531	3,614	14.7%	13.1%	15.4%	15.7%
% of FP17s for the same patient ID Re-attending between 3 & 9 months - Children	894	1,445	61.9%	62.1%	61.3%	58.9%
% of FP17s for the same patient ID Re-attending between 3 & 9 months - Adults	2,004	3,614	55.5%	52.3%	52.1%	50.8%
% of FP17s for Band 1 Urgent Courses	527	4,778	11.0%	8.4%	9.5%	9.1%
% of FP17s Relating to Free Repair or Replacements	94	4,778	2.0%	0.7%	0.6%	0.8%
% of FP17s Relating to Continuations	23	4,778	0.5%	0.7%	0.8%	0.9%
% of Patients satisfied with the dentistry they have received	3	3	N/A	93.4%	92.4%	92.5%
% of Patients satisfied with the time they had to wait for an appointment	3	3	N/A	85.3%	86.3%	87.0%

* This is based on patients treated on this contract for their most recent course of treatment. Figures in italics indicate the base number of FP17s or Patient Questionnaire responses are less than 100. N/A is shown where the base number of responses is less than 10 during the period. % is calculated as Quantity/Base number*100

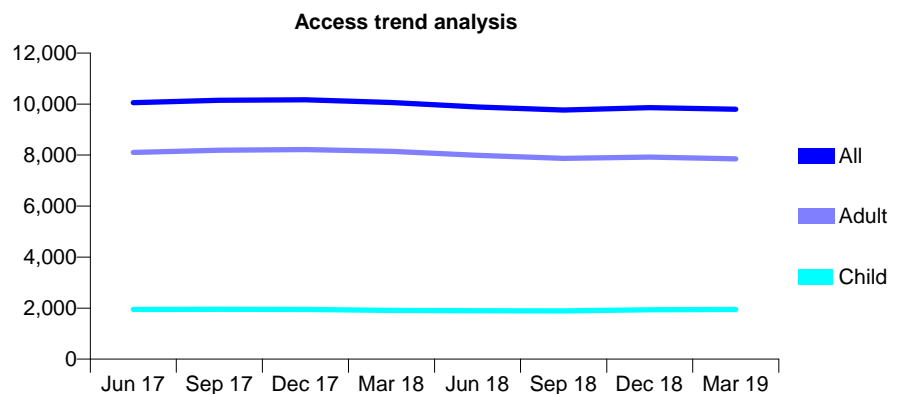
Q64 - Vital Signs At a Glance Contract Report for 168092/0001 - March 2019

Name or company name	Archway Dental Limited
Contract type name	GDS Contract
Purpose of contract	General
Contract start date	02/08/2010
Contract end date	

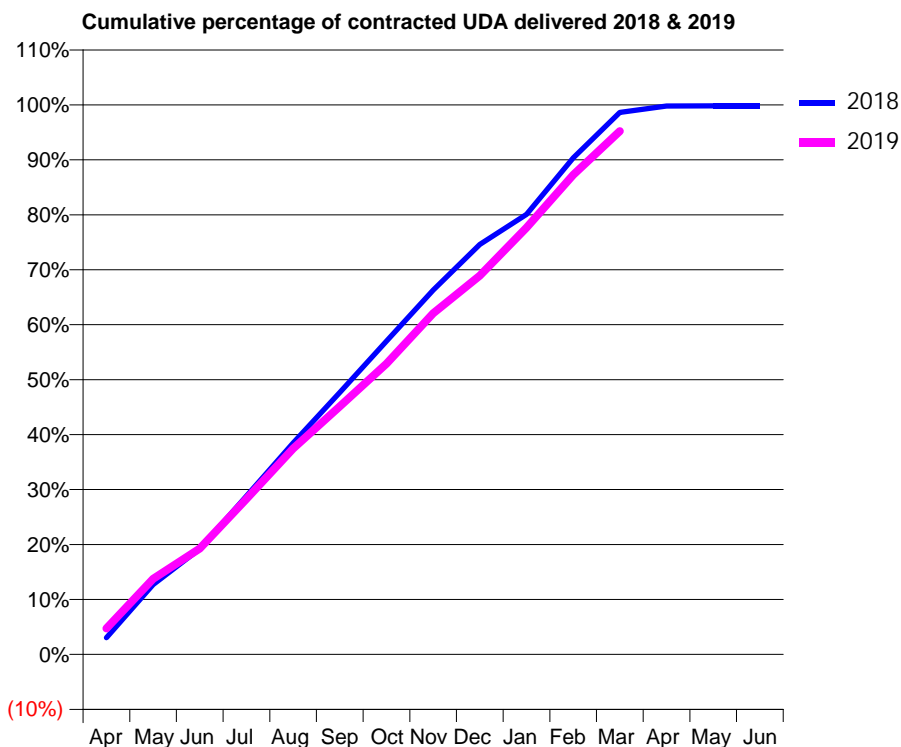
18/19 Contracted general activity (UDA)	24,636
Carry forward general activity (UDA)	43
18/19 Contracted orthodontic activity (UOA)	0
Carry forward orthodontic activity (UOA)	0
Baseline contract value	£565,514.50

ACCESS*

Patients seen in 24 months	Total	Change since previous quarter
Quarter ending March 2018	10,062	
Quarter ending June 2018	9,887	↓
Quarter ending September 2018	9,765	↓
Quarter ending December 2018	9,859	→
Quarter ending March 2019	9,798	→
Variance since March 2018	(2.6%)	↓



ACTIVITY



Month	Adjusted Scheduled Activity (UDA)	
	2018	2019
April	736	1,171
May	3,074	3,395
June	4,649	4,743
July	6,976	6,970
August	9,319	9,233
September	11,531	11,116
October	13,796	13,031
November	16,046	15,295
December	18,048	16,982
January	19,379	19,133
February	21,869	21,496
March	23,863	23,456
April	24,152	
May	24,157	
June	24,157	

QUALITY

	Quantity	Base Number	Contract	AT	Region	England
% of FP17s for the same patient ID Re-attending within 3 months - Children	186	3,446	5.4%	8.9%	11.3%	11.8%
% of FP17s for the same patient ID Re-attending within 3 months - Adults	1,491	12,546	11.9%	13.1%	15.4%	15.7%
% of FP17s for the same patient ID Re-attending between 3 & 9 months - Children	2,495	3,446	72.4%	62.1%	61.3%	58.9%
% of FP17s for the same patient ID Re-attending between 3 & 9 months - Adults	8,710	12,546	69.4%	52.3%	52.1%	50.8%
% of FP17s for Band 1 Urgent Courses	1,031	15,602	6.6%	8.4%	9.5%	9.1%
% of FP17s Relating to Free Repair or Replacements	159	15,602	1.0%	0.7%	0.6%	0.8%
% of FP17s Relating to Continuations	163	15,602	1.0%	0.7%	0.8%	0.9%
% of Patients satisfied with the dentistry they have received	8	8	N/A	93.4%	92.4%	92.5%
% of Patients satisfied with the time they had to wait for an appointment	7	8	N/A	85.3%	86.3%	87.0%

* This is based on patients treated on this contract for their most recent course of treatment. Figures in italics indicate the base number of FP17s or Patient Questionnaire responses are less than 100. N/A is shown where the base number of responses is less than 10 during the period. % is calculated as Quantity/Base number*100

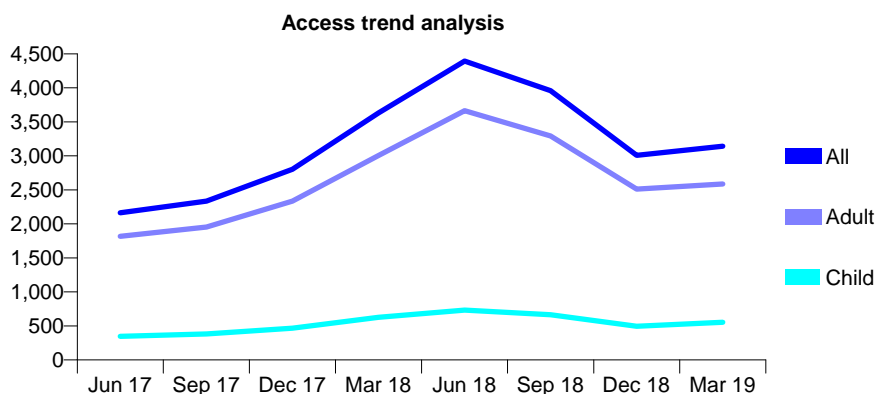
Q64 - Vital Signs At a Glance Contract Report for 168874/0001 - March 2019

Name or company name	Mr Jiten Doshi
Contract type name	GDS Contract
Purpose of contract	General
Contract start date	01/05/2013
Contract end date	

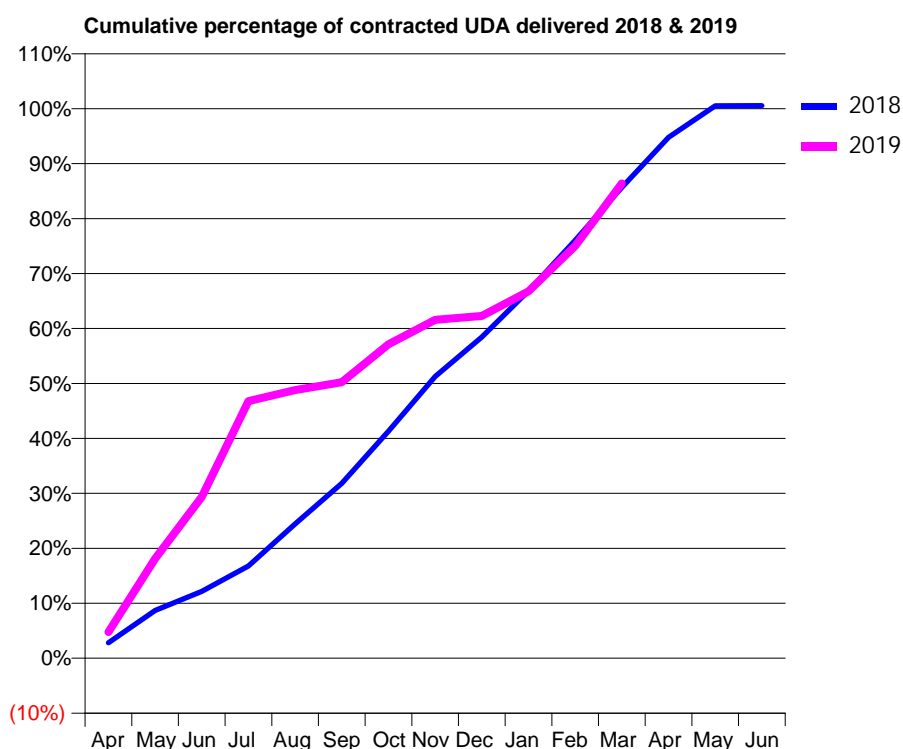
18/19 Contracted general activity (UDA)	8,940
Carry forward general activity (UDA)	-50
18/19 Contracted orthodontic activity (UOA)	0
Carry forward orthodontic activity (UOA)	0
Baseline contract value	£191,807.36

ACCESS*

Patients seen in 24 months	Total	Change since previous quarter
Quarter ending March 2018	3,633	
Quarter ending June 2018	4,396	↑
Quarter ending September 2018	3,958	↓
Quarter ending December 2018	3,009	↓
Quarter ending March 2019	3,142	↑
Variance since March 2018	(13.5%)	↓



ACTIVITY



Month	2018	2019
April	251	427
May	777	1,623
June	1,089	2,623
July	1,503	4,182
August	2,185	4,361
September	2,844	4,490
October	3,693	5,109
November	4,582	5,504
December	5,225	5,568
January	5,975	5,969
February	6,799	6,709
March	7,657	7,722
April	8,474	
May	8,987	
June	8,990	

QUALITY

	Quantity	Base Number	Contract	AT	Region	England
% of FP17s for the same patient ID Re-attending within 3 months - Children	21	854	2.5%	8.9%	11.3%	11.8%
% of FP17s for the same patient ID Re-attending within 3 months - Adults	455	4,332	10.5%	13.1%	15.4%	15.7%
% of FP17s for the same patient ID Re-attending between 3 & 9 months - Children	314	854	36.8%	62.1%	61.3%	58.9%
% of FP17s for the same patient ID Re-attending between 3 & 9 months - Adults	1,455	4,332	33.6%	52.3%	52.1%	50.8%
% of FP17s for Band 1 Urgent Courses	625	4,625	13.5%	8.4%	9.5%	9.1%
% of FP17s Relating to Free Repair or Replacements	12	4,625	0.3%	0.7%	0.6%	0.8%
% of FP17s Relating to Continuations	6	4,625	0.1%	0.7%	0.8%	0.9%
% of Patients satisfied with the dentistry they have received	0	0	N/A	93.4%	92.4%	92.5%
% of Patients satisfied with the time they had to wait for an appointment	0	0	N/A	85.3%	86.3%	87.0%

* This is based on patients treated on this contract for their most recent course of treatment.

Figures in italics indicate the base number of FP17s or Patient Questionnaire responses are less than 100. N/A is shown where the base number of responses is less than 10 during the period. % is calculated as Quantity/Base number*100

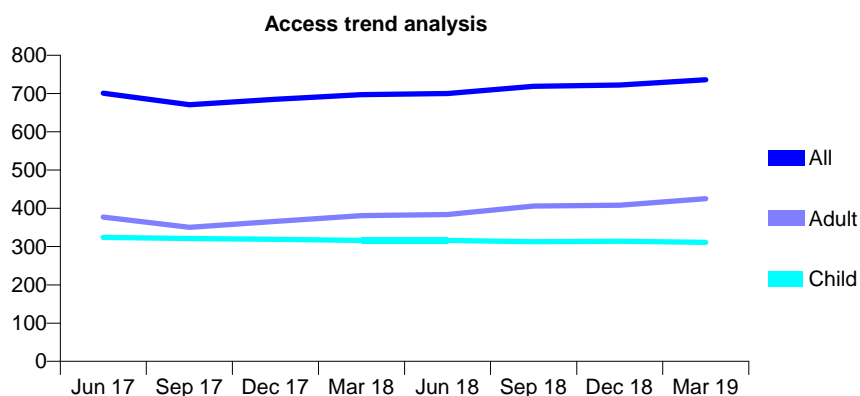
Q64 - Vital Signs At a Glance Contract Report for 168882/0001 - March 2019

Name or company name	Mr N Parson & Mr A Godara
Contract type name	GDS Contract
Purpose of contract	General
Contract start date	01/08/2012
Contract end date	

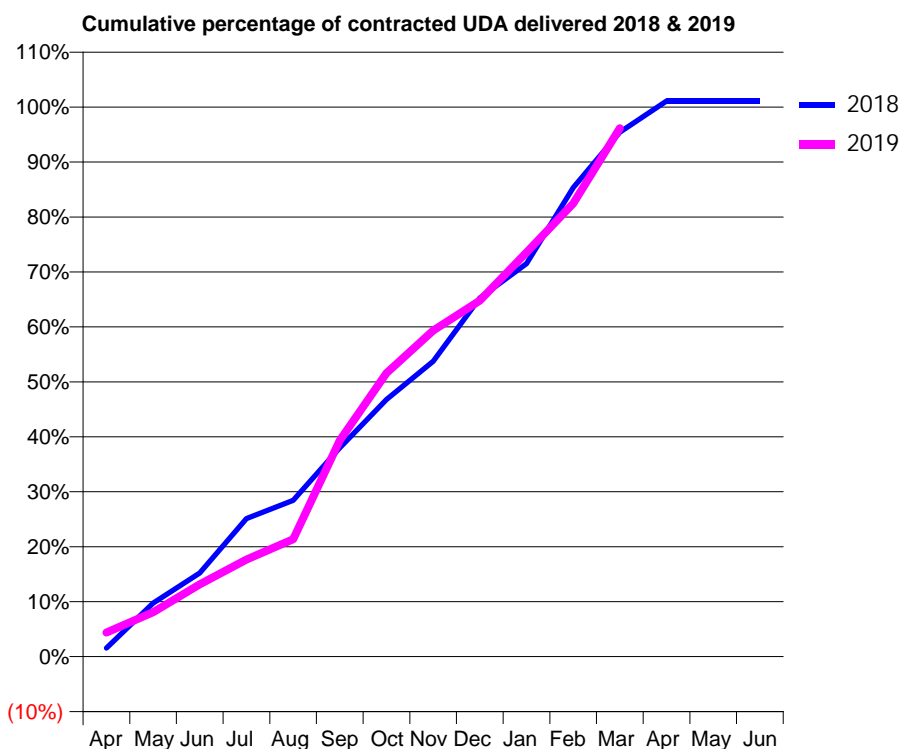
18/19 Contracted general activity (UDA)	2,100
Carry forward general activity (UDA)	-23
18/19 Contracted orthodontic activity (UOA)	0
Carry forward orthodontic activity (UOA)	0
Baseline contract value	£53,662.40

ACCESS*

Patients seen in 24 months	Total	Change since previous quarter
Quarter ending March 2018	697	
Quarter ending June 2018	700	→
Quarter ending September 2018	719	↑
Quarter ending December 2018	722	→
Quarter ending March 2019	736	→
Variance since March 2018	5.6%	↑



ACTIVITY



Month	Adjusted Scheduled Activity (UDA)	
	2018	2019
April	33	92
May	204	170
June	320	277
July	528	371
August	597	449
September	798	826
October	982	1,084
November	1,128	1,246
December	1,370	1,360
January	1,502	1,544
February	1,792	1,732
March	2,003	2,019
April	2,123	
May	2,123	
June	2,123	

QUALITY

	Quantity	Base Number	Contract	AT	Region	England
% of FP17s for the same patient ID Re-attending within 3 months - Children	32	552	5.8%	8.9%	11.3%	11.8%
% of FP17s for the same patient ID Re-attending within 3 months - Adults	46	521	8.8%	13.1%	15.4%	15.7%
% of FP17s for the same patient ID Re-attending between 3 & 9 months - Children	395	552	71.6%	62.1%	61.3%	58.9%
% of FP17s for the same patient ID Re-attending between 3 & 9 months - Adults	303	521	58.2%	52.3%	52.1%	50.8%
% of FP17s for Band 1 Urgent Courses	33	1,015	3.3%	8.4%	9.5%	9.1%
% of FP17s Relating to Free Repair or Replacements	2	1,015	0.2%	0.7%	0.6%	0.8%
% of FP17s Relating to Continuations	3	1,015	0.3%	0.7%	0.8%	0.9%
% of Patients satisfied with the dentistry they have received	0	0	N/A	93.4%	92.4%	92.5%
% of Patients satisfied with the time they had to wait for an appointment	0	0	N/A	85.3%	86.3%	87.0%

* This is based on patients treated on this contract for their most recent course of treatment. Figures in italics indicate the base number of FP17s or Patient Questionnaire responses are less than 100. N/A is shown where the base number of responses is less than 10 during the period. % is calculated as Quantity/Base number*100

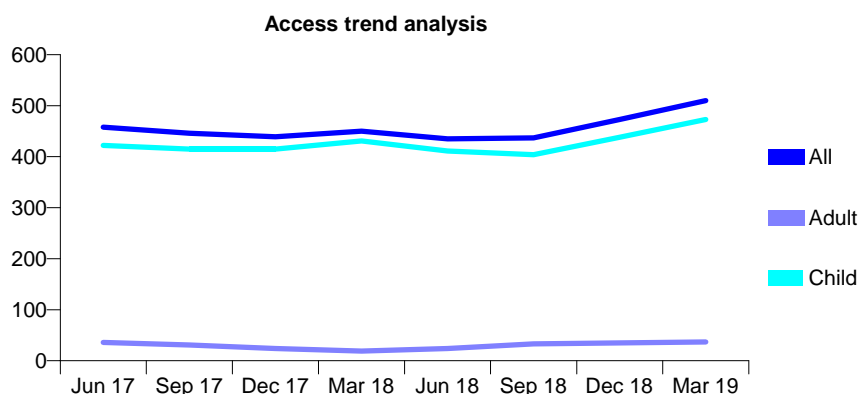
Q64 - Vital Signs At a Glance Contract Report for 168920/0001 - March 2019

Name or company name	Katherine Price
Contract type name	GDS Contract
Purpose of contract	General
Contract start date	01/03/2013
Contract end date	

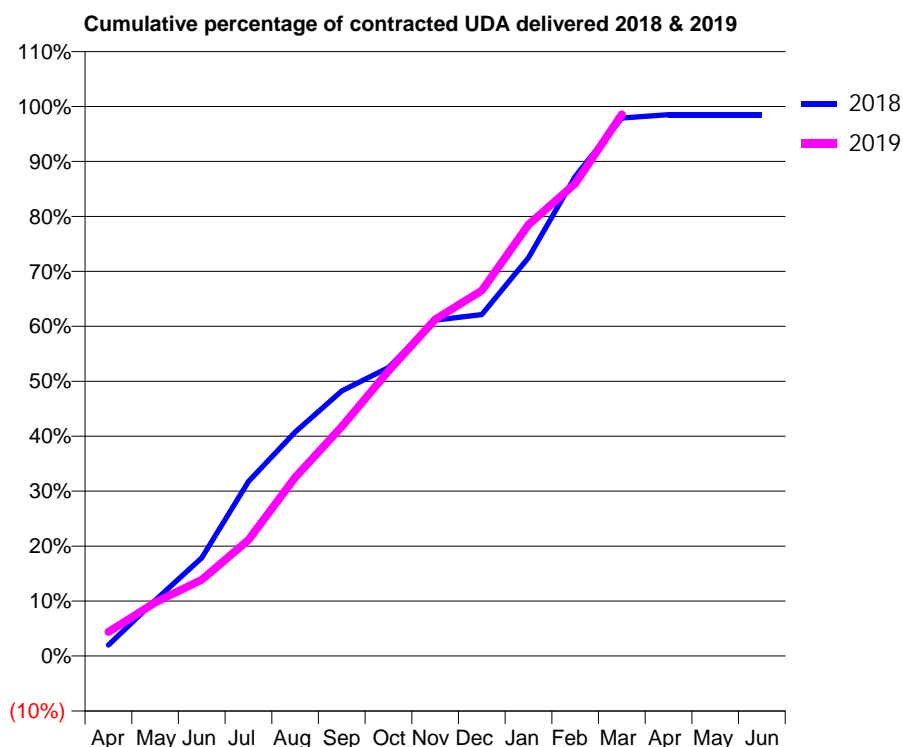
18/19 Contracted general activity (UDA)	800
Carry forward general activity (UDA)	12
18/19 Contracted orthodontic activity (UOA)	0
Carry forward orthodontic activity (UOA)	0
Baseline contract value	£17,316.04

ACCESS*

Patients seen in 24 months	Total	Change since previous quarter
Quarter ending March 2018	450	
Quarter ending June 2018	435	↓
Quarter ending September 2018	437	→
Quarter ending December 2018	473	↑
Quarter ending March 2019	510	↑
Variance since March 2018	13.3%	↑



ACTIVITY



Month	Adjusted Scheduled Activity (UDA)	
	2018	2019
April	16	35
May	81	78
June	143	111
July	254	169
August	326	260
September	386	334
October	420	415
November	489	490
December	497	532
January	580	628
February	698	688
March	783	788
April	788	
May	788	
June	788	

QUALITY

	Quantity	Base Number	Contract	AT	Region	England
% of FP17s for the same patient ID Re-attending within 3 months - Children	51	636	8.0%	8.9%	11.3%	11.8%
% of FP17s for the same patient ID Re-attending within 3 months - Adults	0	1	0.0%	13.1%	15.4%	15.7%
% of FP17s for the same patient ID Re-attending between 3 & 9 months - Children	321	636	50.5%	62.1%	61.3%	58.9%
% of FP17s for the same patient ID Re-attending between 3 & 9 months - Adults	0	1	0.0%	52.3%	52.1%	50.8%
% of FP17s for Band 1 Urgent Courses	2	632	0.3%	8.4%	9.5%	9.1%
% of FP17s Relating to Free Repair or Replacements	0	632	0.0%	0.7%	0.6%	0.8%
% of FP17s Relating to Continuations	0	632	0.0%	0.7%	0.8%	0.9%
% of Patients satisfied with the dentistry they have received	0	0	N/A	93.4%	92.4%	92.5%
% of Patients satisfied with the time they had to wait for an appointment	0	0	N/A	85.3%	86.3%	87.0%

* This is based on patients treated on this contract for their most recent course of treatment. Figures in italics indicate the base number of FP17s or Patient Questionnaire responses are less than 100. N/A is shown where the base number of responses is less than 10 during the period. % is calculated as Quantity/Base number*100

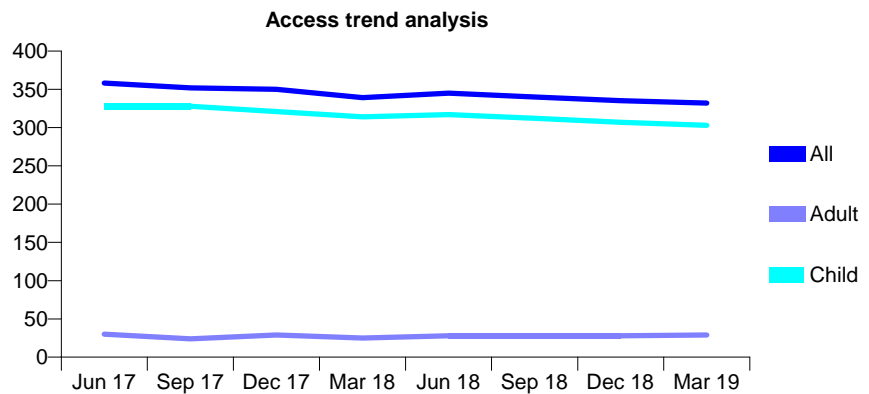
Q64 - Vital Signs At a Glance Contract Report for 171522/0001 - March 2019

Name or company name	Lechlade Dental Practice
Contract type name	GDS Contract
Purpose of contract	General
Contract start date	01/04/2014
Contract end date	

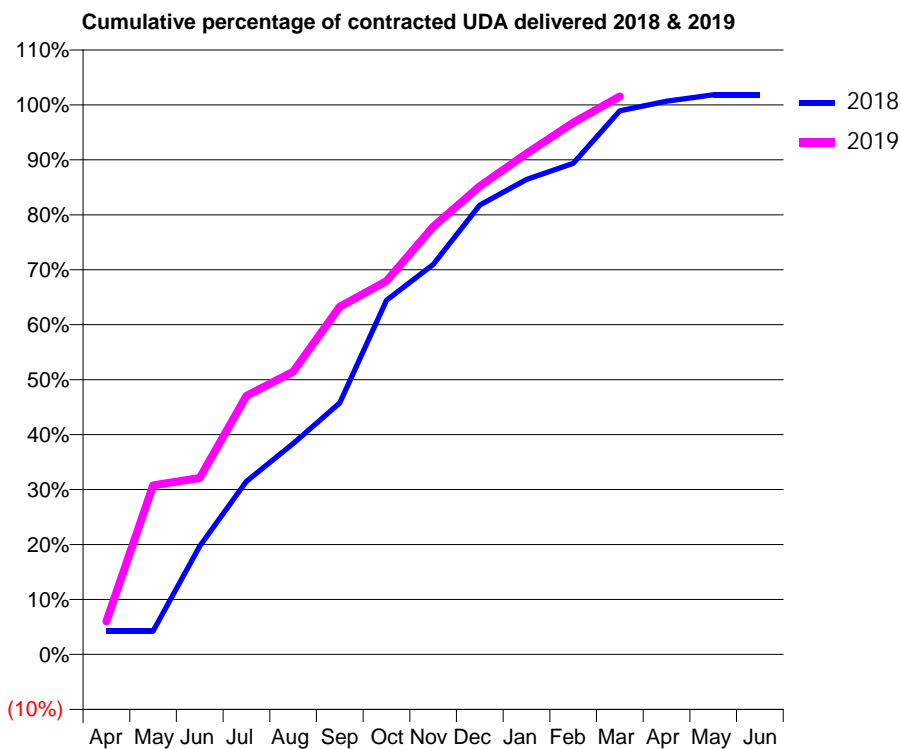
18/19 Contracted general activity (UDA)	800
Carry forward general activity (UDA)	-14
18/19 Contracted orthodontic activity (UOA)	0
Carry forward orthodontic activity (UOA)	0
Baseline contract value	£18,603.69

ACCESS*

Patients seen in 24 months	Total	Change since previous quarter
Quarter ending March 2018	339	
Quarter ending June 2018	345	→
Quarter ending September 2018	340	↓
Quarter ending December 2018	335	↓
Quarter ending March 2019	332	→
Variance since March 2018	(2.1%)	↓



ACTIVITY



Month	Adjusted Scheduled Activity (UDA)	
	2018	2019
April	34	48
May	34	246
June	158	257
July	252	376
August	307	412
September	366	506
October	516	543
November	568	623
December	654	682
January	691	729
February	715	774
March	791	812
April	805	
May	814	
June	814	

QUALITY

	Quantity	Base Number	Contract	AT	Region	England
% of FP17s for the same patient ID Re-attending within 3 months - Children	31	459	6.8%	8.9%	11.3%	11.8%
% of FP17s for the same patient ID Re-attending within 3 months - Adults	0	9	0.0%	13.1%	15.4%	15.7%
% of FP17s for the same patient ID Re-attending between 3 & 9 months - Children	261	459	56.9%	62.1%	61.3%	58.9%
% of FP17s for the same patient ID Re-attending between 3 & 9 months - Adults	2	9	22.2%	52.3%	52.1%	50.8%
% of FP17s for Band 1 Urgent Courses	17	449	3.8%	8.4%	9.5%	9.1%
% of FP17s Relating to Free Repair or Replacements	0	449	0.0%	0.7%	0.6%	0.8%
% of FP17s Relating to Continuations	0	449	0.0%	0.7%	0.8%	0.9%
% of Patients satisfied with the dentistry they have received	0	0	N/A	93.4%	92.4%	92.5%
% of Patients satisfied with the time they had to wait for an appointment	0	0	N/A	85.3%	86.3%	87.0%

* This is based on patients treated on this contract for their most recent course of treatment. Figures in italics indicate the base number of FP17s or Patient Questionnaire responses are less than 100. N/A is shown where the base number of responses is less than 10 during the period. % is calculated as Quantity/Base number*100

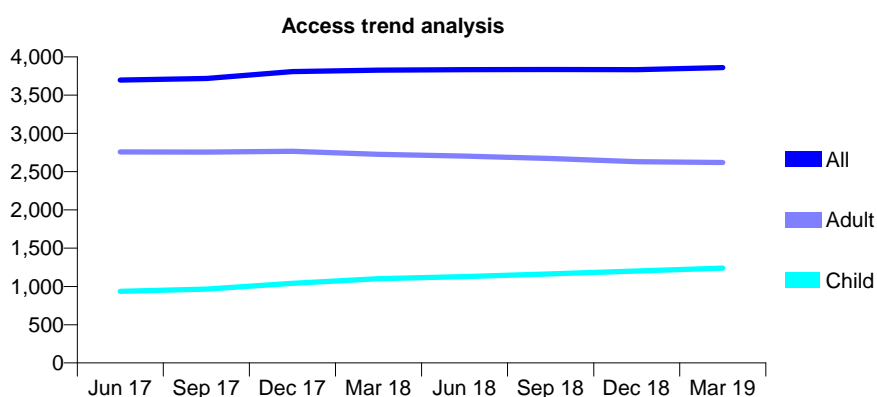
Q64 - Vital Signs At a Glance Contract Report for 172138/0001 - March 2019

Name or company name	Mr Georgios Mexias
Contract type name	GDS Contract
Purpose of contract	General
Contract start date	01/12/2013
Contract end date	

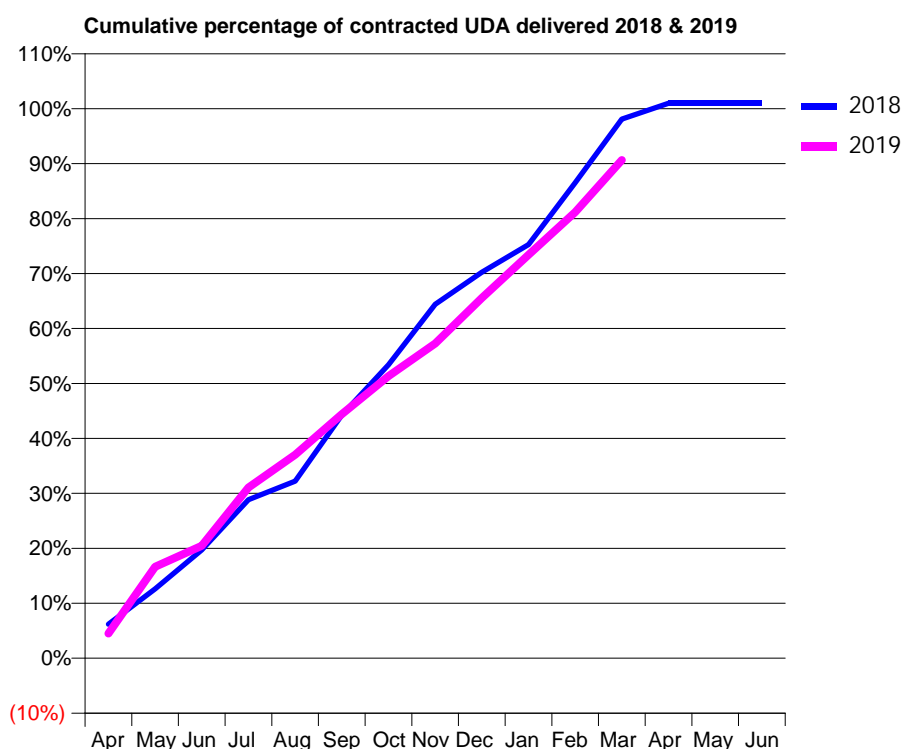
18/19 Contracted general activity (UDA)	10,607
Carry forward general activity (UDA)	-103
18/19 Contracted orthodontic activity (UOA)	0
Carry forward orthodontic activity (UOA)	0
Baseline contract value	£228,422.36

ACCESS*

Patients seen in 24 months	Total	Change since previous quarter
Quarter ending March 2018	3,827	
Quarter ending June 2018	3,831	→
Quarter ending September 2018	3,836	→
Quarter ending December 2018	3,833	→
Quarter ending March 2019	3,860	→
Variance since March 2018	0.9%	→



ACTIVITY



Month	Adjusted Scheduled Activity (UDA)	
	2018	2019
April	645	478
May	1,314	1,764
June	2,051	2,170
July	3,000	3,295
August	3,354	3,927
September	4,602	4,709
October	5,558	5,446
November	6,702	6,073
December	7,310	6,951
January	7,832	7,785
February	9,008	8,612
March	10,210	9,616
April	10,511	
May	10,510	
June	10,510	

QUALITY

	Quantity	Base Number	Contract	AT	Region	England
% of FP17s for the same patient ID Re-attending within 3 months - Children	97	1,840	5.3%	8.9%	11.3%	11.8%
% of FP17s for the same patient ID Re-attending within 3 months - Adults	521	3,959	13.2%	13.1%	15.4%	15.7%
% of FP17s for the same patient ID Re-attending between 3 & 9 months - Children	1,128	1,840	61.3%	62.1%	61.3%	58.9%
% of FP17s for the same patient ID Re-attending between 3 & 9 months - Adults	2,621	3,959	66.2%	52.3%	52.1%	50.8%
% of FP17s for Band 1 Urgent Courses	389	5,624	6.9%	8.4%	9.5%	9.1%
% of FP17s Relating to Free Repair or Replacements	32	5,624	0.6%	0.7%	0.6%	0.8%
% of FP17s Relating to Continuations	33	5,624	0.6%	0.7%	0.8%	0.9%
% of Patients satisfied with the dentistry they have received	6	6	N/A	93.4%	92.4%	92.5%
% of Patients satisfied with the time they had to wait for an appointment	6	6	N/A	85.3%	86.3%	87.0%

* This is based on patients treated on this contract for their most recent course of treatment.

Figures in italics indicate the base number of FP17s or Patient Questionnaire responses are less than 100. N/A is shown where the base number of responses is less than 10 during the period. % is calculated as Quantity/Base number*100

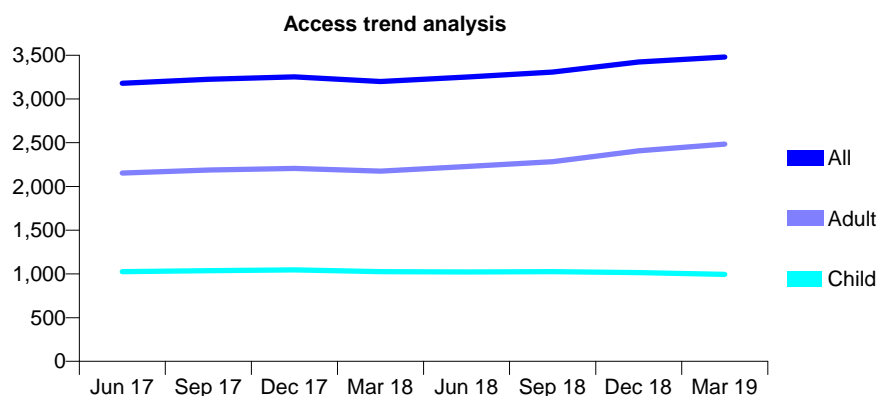
Q64 - Vital Signs At a Glance Contract Report for 173371/0001 - March 2019

Name or company name	The Parks Dental Practice
Contract type name	GDS Contract
Purpose of contract	General
Contract start date	21/03/2013
Contract end date	

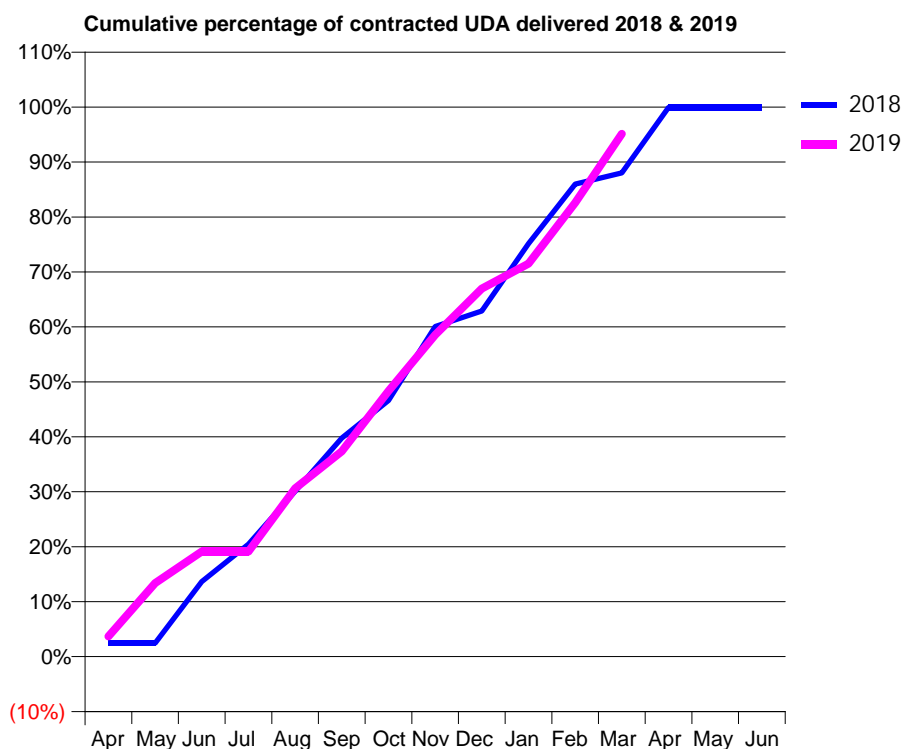
18/19 Contracted general activity (UDA)	7,400
Carry forward general activity (UDA)	3
18/19 Contracted orthodontic activity (UOA)	0
Carry forward orthodontic activity (UOA)	0
Baseline contract value	£183,639.06

ACCESS*

Patients seen in 24 months	Total	Change since previous quarter
Quarter ending March 2018	3,200	
Quarter ending June 2018	3,250	→
Quarter ending September 2018	3,307	→
Quarter ending December 2018	3,423	↑
Quarter ending March 2019	3,479	→
Variance since March 2018	8.7%	↑



ACTIVITY



Month	Adjusted Scheduled Activity (UDA)	
	2018	2019
April	176	274
May	176	990
June	980	1,417
July	1,471	1,417
August	2,161	2,265
September	2,856	2,765
October	3,347	3,576
November	4,315	4,333
December	4,517	4,956
January	5,396	5,291
February	6,176	6,112
March	6,321	7,040
April	7,178	
May	7,179	
June	7,179	

QUALITY

	Quantity	Base Number	Contract	AT	Region	England
% of FP17s for the same patient ID Re-attending within 3 months - Children	138	1,746	7.9%	8.9%	11.3%	11.8%
% of FP17s for the same patient ID Re-attending within 3 months - Adults	384	3,102	12.4%	13.1%	15.4%	15.7%
% of FP17s for the same patient ID Re-attending between 3 & 9 months - Children	1,205	1,746	69.0%	62.1%	61.3%	58.9%
% of FP17s for the same patient ID Re-attending between 3 & 9 months - Adults	1,198	3,102	38.6%	52.3%	52.1%	50.8%
% of FP17s for Band 1 Urgent Courses	615	4,355	14.1%	8.4%	9.5%	9.1%
% of FP17s Relating to Free Repair or Replacements	20	4,355	0.5%	0.7%	0.6%	0.8%
% of FP17s Relating to Continuations	11	4,355	0.3%	0.7%	0.8%	0.9%
% of Patients satisfied with the dentistry they have received	1	1	N/A	93.4%	92.4%	92.5%
% of Patients satisfied with the time they had to wait for an appointment	1	1	N/A	85.3%	86.3%	87.0%

* This is based on patients treated on this contract for their most recent course of treatment. Figures in italics indicate the base number of FP17s or Patient Questionnaire responses are less than 100. N/A is shown where the base number of responses is less than 10 during the period. % is calculated as Quantity/Base number*100

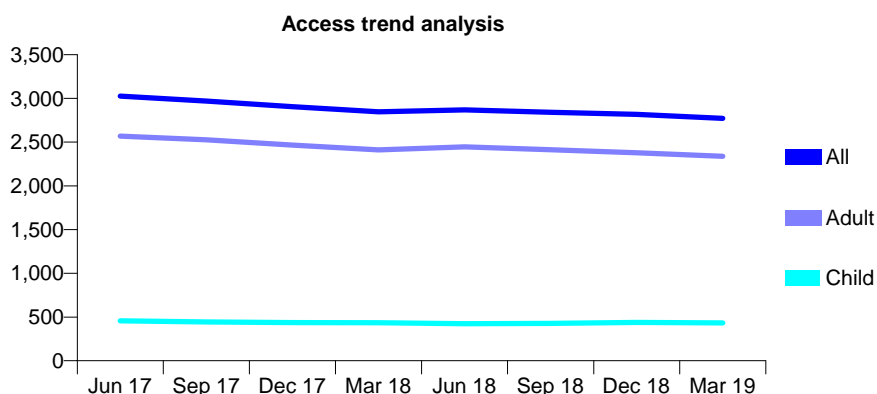
Q64 - Vital Signs At a Glance Contract Report for 178152/0001 - March 2019

Name or company name	PW & SM Phillips
Contract type name	GDS Contract
Purpose of contract	General
Contract start date	01/07/2015
Contract end date	

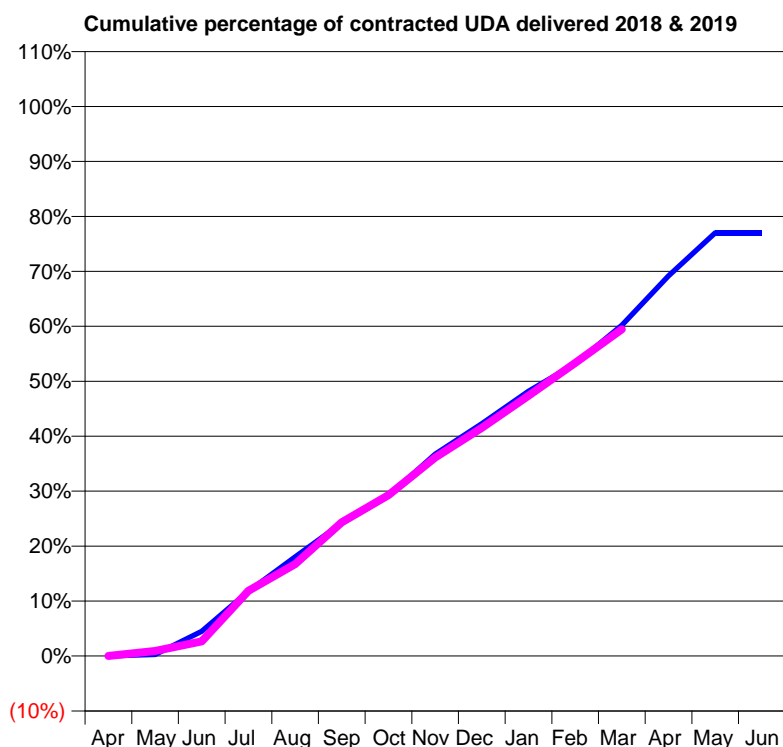
18/19 Contracted general activity (UDA)	9,000
Carry forward general activity (UDA)	0
18/19 Contracted orthodontic activity (UOA)	0
Carry forward orthodontic activity (UOA)	0
Baseline contract value	£217,256.48

ACCESS*

Patients seen in 24 months	Total	Change since previous quarter
Quarter ending March 2018	2,847	
Quarter ending June 2018	2,868	→
Quarter ending September 2018	2,841	→
Quarter ending December 2018	2,818	→
Quarter ending March 2019	2,772	↓
Variance since March 2018	(2.6%)	↓



ACTIVITY



Month	Adjusted Scheduled Activity (UDA)	
	2018	2019
April	0	0
May	25	81
June	406	240
July	1,060	1,068
August	1,623	1,507
September	2,177	2,190
October	2,626	2,635
November	3,306	3,252
December	3,805	3,735
January	4,337	4,262
February	4,789	4,801
March	5,416	5,353
April	6,226	
May	6,931	
June	6,931	

QUALITY

	Quantity	Base Number	Contract	AT	Region	England
% of FP17s for the same patient ID Re-attending within 3 months - Children	25	594	4.2%	8.9%	11.3%	11.8%
% of FP17s for the same patient ID Re-attending within 3 months - Adults	406	2,887	14.1%	13.1%	15.4%	15.7%
% of FP17s for the same patient ID Re-attending between 3 & 9 months - Children	297	594	50.0%	62.1%	61.3%	58.9%
% of FP17s for the same patient ID Re-attending between 3 & 9 months - Adults	1,200	2,887	41.6%	52.3%	52.1%	50.8%
% of FP17s for Band 1 Urgent Courses	418	2,814	14.9%	8.4%	9.5%	9.1%
% of FP17s Relating to Free Repair or Replacements	47	2,814	1.7%	0.7%	0.6%	0.8%
% of FP17s Relating to Continuations	0	2,814	0.0%	0.7%	0.8%	0.9%
% of Patients satisfied with the dentistry they have received	5	6	N/A	93.4%	92.4%	92.5%
% of Patients satisfied with the time they had to wait for an appointment	4	6	N/A	85.3%	86.3%	87.0%

* This is based on patients treated on this contract for their most recent course of treatment.

Figures in italics indicate the base number of FP17s or Patient Questionnaire responses are less than 100. N/A is shown where the base number of responses is less than 10 during the period. % is calculated as Quantity/Base number*100

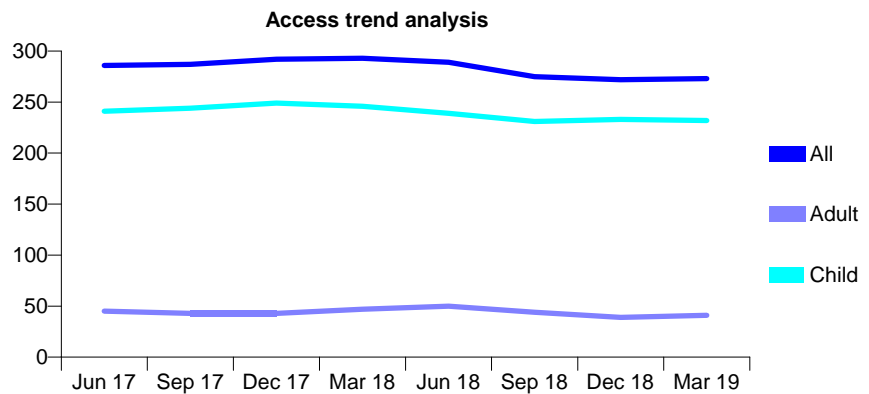
Q64 - Vital Signs At a Glance Contract Report for 179442/0001 - March 2019

Name or company name	Mr Carl Stuart Sainsbury Roberts
Contract type name	GDS Contract
Purpose of contract	General and Orthodontic
Contract start date	01/04/2014
Contract end date	

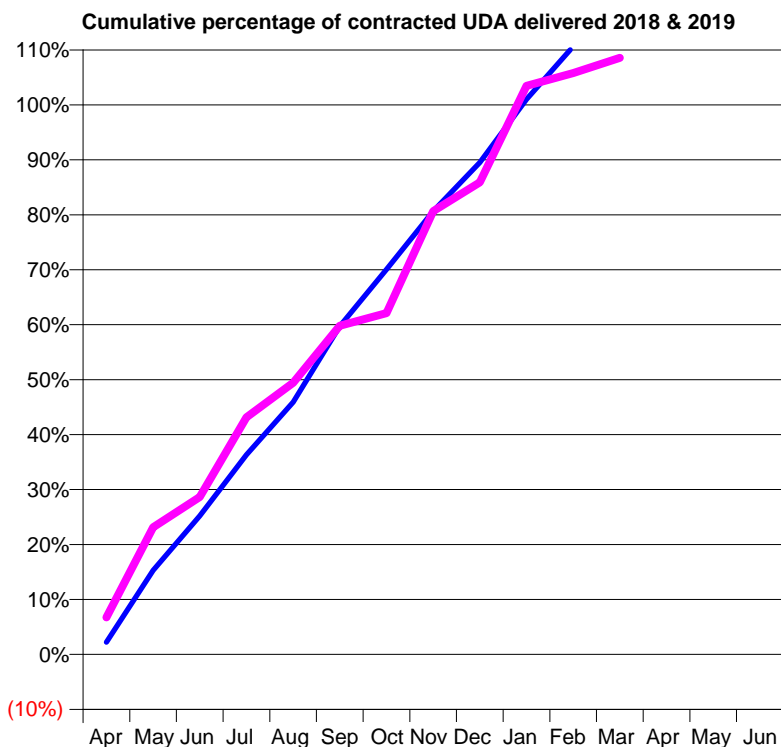
18/19 Contracted general activity (UDA)	400
Carry forward general activity (UDA)	-8
18/19 Contracted orthodontic activity (UOA)	0
Carry forward orthodontic activity (UOA)	0
Baseline contract value	£10,094.33

ACCESS*

Patients seen in 24 months	Total	Change since previous quarter
Quarter ending March 2018	293	
Quarter ending June 2018	289	↓
Quarter ending September 2018	275	↓
Quarter ending December 2018	272	↓
Quarter ending March 2019	273	→
Variance since March 2018	(6.8%)	↓



ACTIVITY



Month	Adjusted Scheduled Activity (UDA)	
	2018	2019
April	9	27
May	61	93
June	101	115
July	145	173
August	184	198
September	239	239
October	280	248
November	323	323
December	358	344
January	404	414
February	442	423
March	473	434
April	481	
May	482	
June	482	

QUALITY

	Quantity	Base Number	Contract	AT	Region	England
% of FP17s for the same patient ID Re-attending within 3 months - Children	15	336	4.5%	8.9%	11.3%	11.8%
% of FP17s for the same patient ID Re-attending within 3 months - Adults	2	15	13.3%	13.1%	15.4%	15.7%
% of FP17s for the same patient ID Re-attending between 3 & 9 months - Children	194	336	57.7%	62.1%	61.3%	58.9%
% of FP17s for the same patient ID Re-attending between 3 & 9 months - Adults	7	15	46.7%	52.3%	52.1%	50.8%
% of FP17s for Band 1 Urgent Courses	11	342	3.2%	8.4%	9.5%	9.1%
% of FP17s Relating to Free Repair or Replacements	0	342	0.0%	0.7%	0.6%	0.8%
% of FP17s Relating to Continuations	0	342	0.0%	0.7%	0.8%	0.9%
% of Patients satisfied with the dentistry they have received	1	1	N/A	93.4%	92.4%	92.5%
% of Patients satisfied with the time they had to wait for an appointment	1	1	N/A	85.3%	86.3%	87.0%

* This is based on patients treated on this contract for their most recent course of treatment. Figures in italics indicate the base number of FP17s or Patient Questionnaire responses are less than 100. N/A is shown where the base number of responses is less than 10 during the period. % is calculated as Quantity/Base number*100

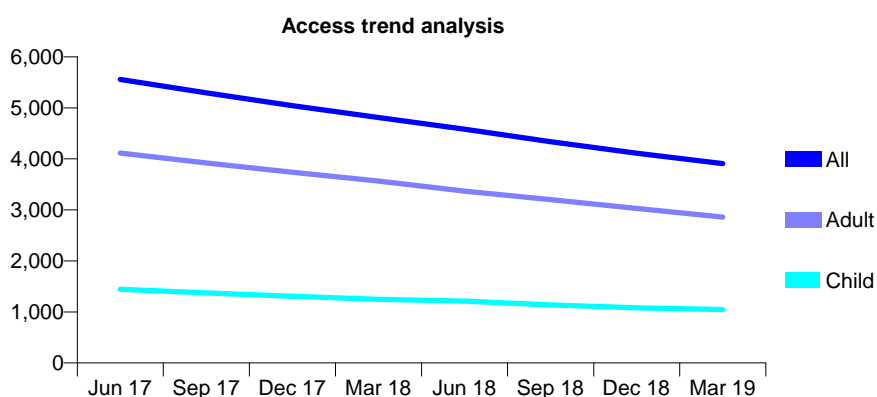
Q64 - Vital Signs At a Glance Contract Report for 181110/0001 - March 2019

Name or company name	IDH Limited
Contract type name	GDS Contract
Purpose of contract	General
Contract start date	01/03/2008
Contract end date	

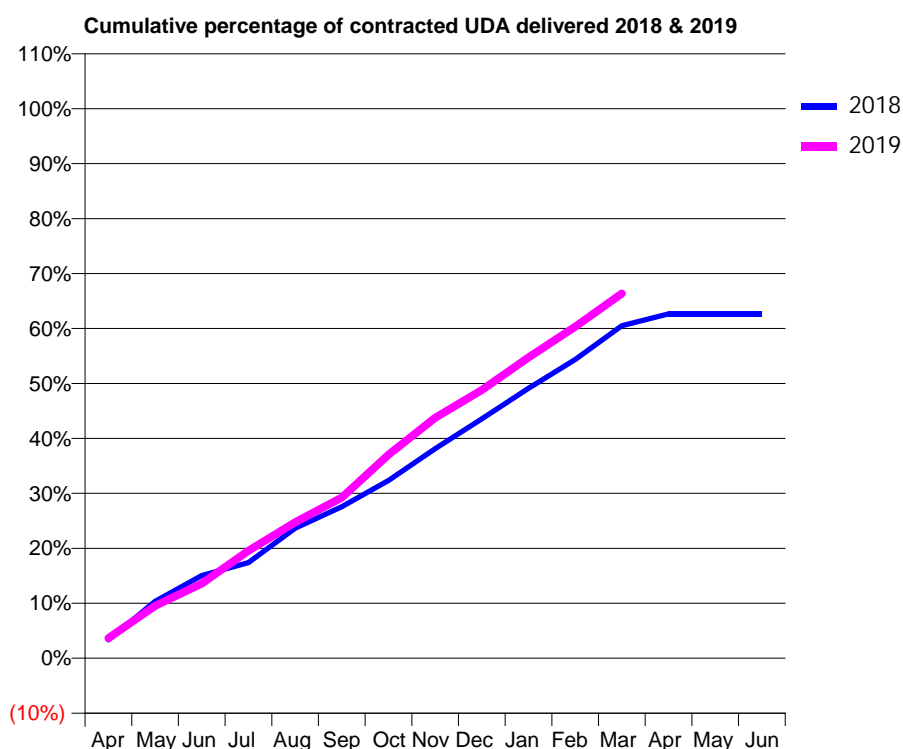
18/19 Contracted general activity (UDA)	13,000
Carry forward general activity (UDA)	0
18/19 Contracted orthodontic activity (UOA)	0
Carry forward orthodontic activity (UOA)	0
Baseline contract value	£356,574.85

ACCESS*

Patients seen in 24 months	Total	Change since previous quarter
Quarter ending March 2018	4,813	
Quarter ending June 2018	4,581	↓
Quarter ending September 2018	4,339	↓
Quarter ending December 2018	4,111	↓
Quarter ending March 2019	3,906	↓
Variance since March 2018	(18.8%)	↓



ACTIVITY



Adjusted Scheduled Activity (UDA)		
Month	2018	2019
April	505	475
May	1,563	1,241
June	2,271	1,767
July	2,627	2,540
August	3,575	3,215
September	4,165	3,799
October	4,884	4,815
November	5,759	5,689
December	6,575	6,342
January	7,413	7,116
February	8,211	7,840
March	9,135	8,626
April	9,461	
May	9,461	
June	9,458	

QUALITY

	Quantity	Base Number	Contract	AT	Region	England
% of FP17s for the same patient ID Re-attending within 3 months - Children	76	1,291	5.9%	8.9%	11.3%	11.8%
% of FP17s for the same patient ID Re-attending within 3 months - Adults	501	3,238	15.5%	13.1%	15.4%	15.7%
% of FP17s for the same patient ID Re-attending between 3 & 9 months - Children	616	1,291	47.7%	62.1%	61.3%	58.9%
% of FP17s for the same patient ID Re-attending between 3 & 9 months - Adults	1,124	3,238	34.7%	52.3%	52.1%	50.8%
% of FP17s for Band 1 Urgent Courses	432	4,391	9.8%	8.4%	9.5%	9.1%
% of FP17s Relating to Free Repair or Replacements	23	4,391	0.5%	0.7%	0.6%	0.8%
% of FP17s Relating to Continuations	60	4,391	1.4%	0.7%	0.8%	0.9%
% of Patients satisfied with the dentistry they have received	3	3	N/A	93.4%	92.4%	92.5%
% of Patients satisfied with the time they had to wait for an appointment	2	3	N/A	85.3%	86.3%	87.0%

* This is based on patients treated on this contract for their most recent course of treatment.

Figures in italics indicate the base number of FP17s or Patient Questionnaire responses are less than 100. N/A is shown where the base number of responses is less than 10 during the period. % is calculated as Quantity/Base number*100

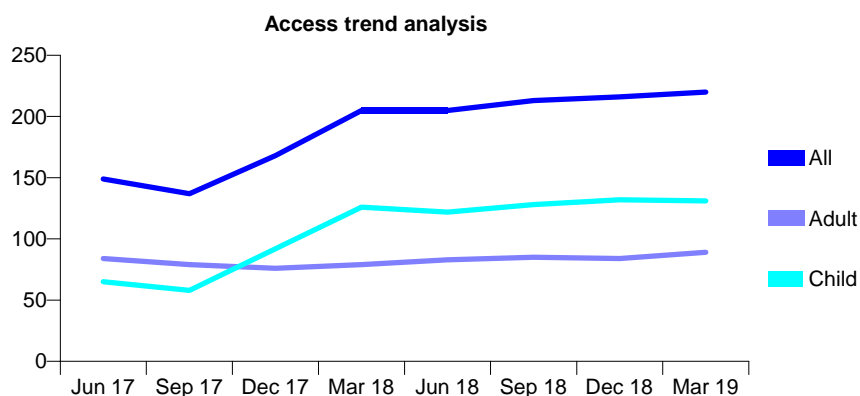
Q64 - Vital Signs At a Glance Contract Report for 181420/0001 - March 2019

Name or company name	The Cottage Dental & Implant Clinic Limited
Contract type name	GDS Contract
Purpose of contract	General
Contract start date	01/12/2008
Contract end date	

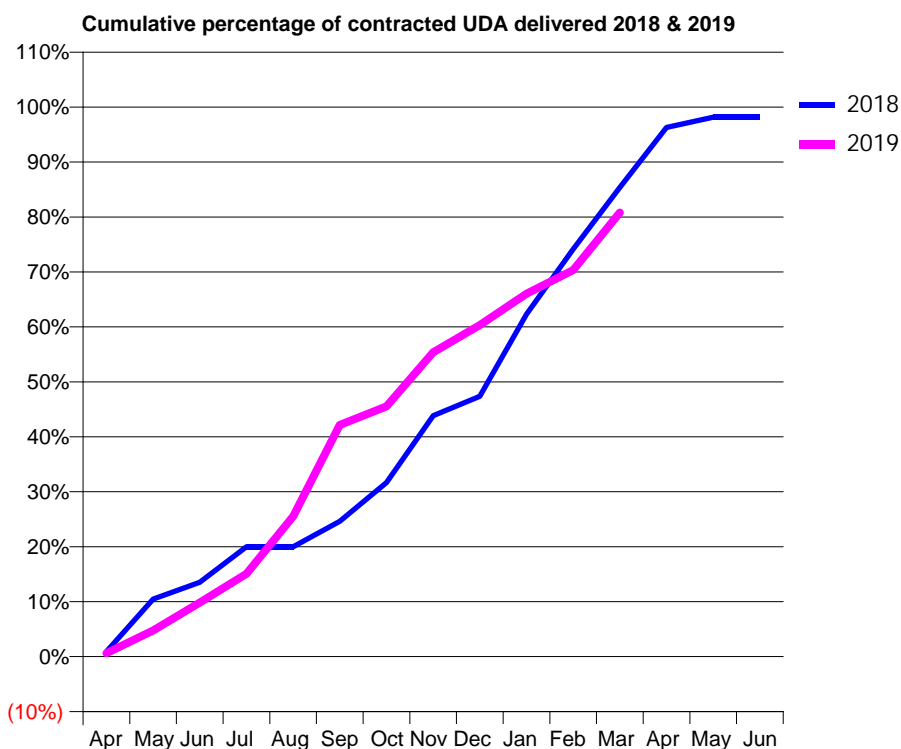
18/19 Contracted general activity (UDA)	650
Carry forward general activity (UDA)	12
18/19 Contracted orthodontic activity (UOA)	0
Carry forward orthodontic activity (UOA)	0
Baseline contract value	£15,894.18

ACCESS*

Patients seen in 24 months	Total	Change since previous quarter
Quarter ending March 2018	205	
Quarter ending June 2018	205	→
Quarter ending September 2018	213	↑
Quarter ending December 2018	216	→
Quarter ending March 2019	220	→
Variance since March 2018	7.3%	↑



ACTIVITY



Month	Adjusted Scheduled Activity (UDA)	
	2018	2019
April	6	4
May	68	31
June	88	64
July	130	98
August	130	166
September	160	274
October	206	296
November	285	360
December	308	392
January	405	429
February	482	457
March	555	525
April	626	
May	638	
June	638	

QUALITY

	Quantity	Base Number	Contract	AT	Region	England
% of FP17s for the same patient ID Re-attending within 3 months - Children	9	199	4.5%	8.9%	11.3%	11.8%
% of FP17s for the same patient ID Re-attending within 3 months - Adults	7	104	6.7%	13.1%	15.4%	15.7%
% of FP17s for the same patient ID Re-attending between 3 & 9 months - Children	125	199	62.8%	62.1%	61.3%	58.9%
% of FP17s for the same patient ID Re-attending between 3 & 9 months - Adults	56	104	53.8%	52.3%	52.1%	50.8%
% of FP17s for Band 1 Urgent Courses	1	286	0.3%	8.4%	9.5%	9.1%
% of FP17s Relating to Free Repair or Replacements	0	286	0.0%	0.7%	0.6%	0.8%
% of FP17s Relating to Continuations	6	286	2.1%	0.7%	0.8%	0.9%
% of Patients satisfied with the dentistry they have received	0	0	N/A	93.4%	92.4%	92.5%
% of Patients satisfied with the time they had to wait for an appointment	0	0	N/A	85.3%	86.3%	87.0%

* This is based on patients treated on this contract for their most recent course of treatment. Figures in italics indicate the base number of FP17s or Patient Questionnaire responses are less than 100. N/A is shown where the base number of responses is less than 10 during the period. % is calculated as Quantity/Base number*100

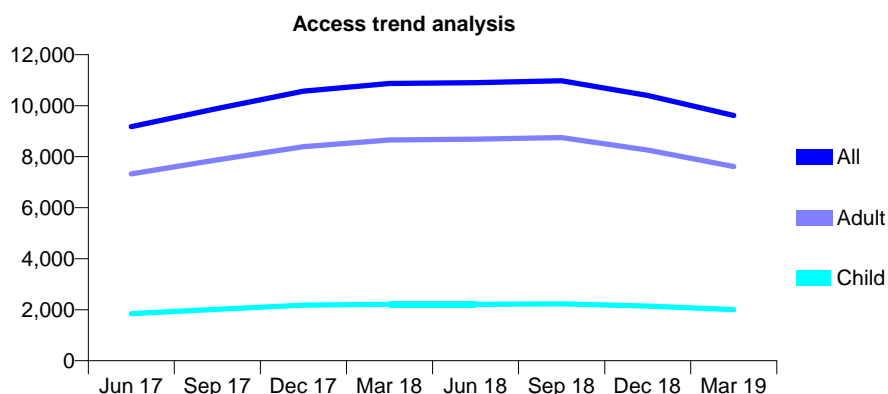
Q64 - Vital Signs At a Glance Contract Report for 182869/0001 - March 2019

Name or company name	Market Place Dental Practice Ltd
Contract type name	GDS Contract
Purpose of contract	General
Contract start date	01/04/2007
Contract end date	

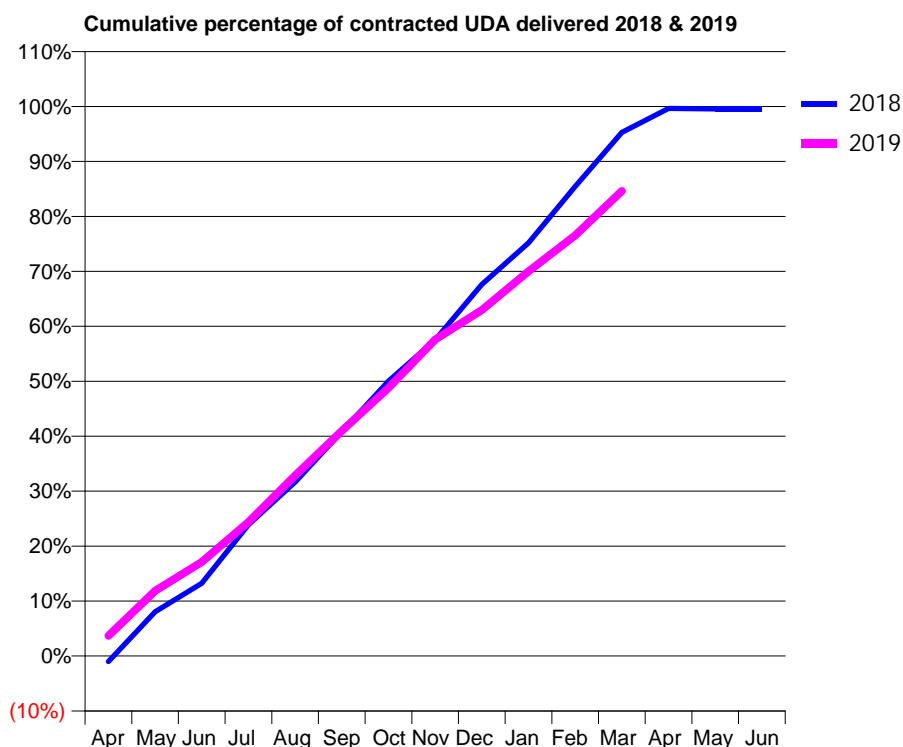
18/19 Contracted general activity (UDA)	25,000
Carry forward general activity (UDA)	109
18/19 Contracted orthodontic activity (UOA)	0
Carry forward orthodontic activity (UOA)	0
Baseline contract value	£652,692.39

ACCESS*

Patients seen in 24 months	Total	Change since previous quarter
Quarter ending March 2018	10,868	
Quarter ending June 2018	10,899	→
Quarter ending September 2018	10,980	→
Quarter ending December 2018	10,402	↓
Quarter ending March 2019	9,620	↓
Variance since March 2018	(11.5%)	↓



ACTIVITY



Month	Adjusted Scheduled Activity (UDA)	
	2018	2019
April	-258	917
May	2,019	2,968
June	3,312	4,278
July	5,971	6,101
August	7,919	8,215
September	10,209	10,235
October	12,506	12,200
November	14,381	14,397
December	16,901	15,740
January	18,797	17,498
February	21,362	19,139
March	23,814	21,153
April	24,908	
May	24,887	
June	24,891	

QUALITY

	Quantity	Base Number	Contract	AT	Region	England
% of FP17s for the same patient ID Re-attending within 3 months - Children	109	2,483	4.4%	8.9%	11.3%	11.8%
% of FP17s for the same patient ID Re-attending within 3 months - Adults	1,054	9,586	11.0%	13.1%	15.4%	15.7%
% of FP17s for the same patient ID Re-attending between 3 & 9 months - Children	1,196	2,483	48.2%	62.1%	61.3%	58.9%
% of FP17s for the same patient ID Re-attending between 3 & 9 months - Adults	4,887	9,586	51.0%	52.3%	52.1%	50.8%
% of FP17s for Band 1 Urgent Courses	973	11,610	8.4%	8.4%	9.5%	9.1%
% of FP17s Relating to Free Repair or Replacements	76	11,610	0.7%	0.7%	0.6%	0.8%
% of FP17s Relating to Continuations	120	11,610	1.0%	0.7%	0.8%	0.9%
% of Patients satisfied with the dentistry they have received	4	6	N/A	93.4%	92.4%	92.5%
% of Patients satisfied with the time they had to wait for an appointment	3	6	N/A	85.3%	86.3%	87.0%

* This is based on patients treated on this contract for their most recent course of treatment. Figures in italics indicate the base number of FP17s or Patient Questionnaire responses are less than 100. N/A is shown where the base number of responses is less than 10 during the period. % is calculated as Quantity/Base number*100

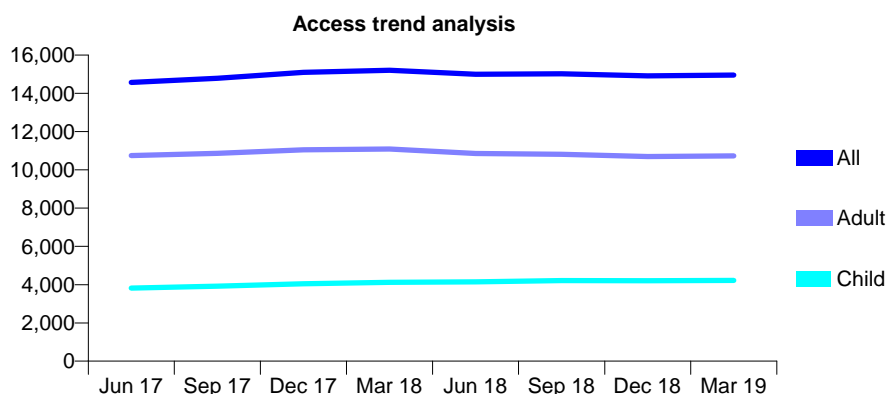
Q64 - Vital Signs At a Glance Contract Report for 182877/0002 - March 2019

Name or company name	Smileright Limited
Contract type name	GDS Contract
Purpose of contract	General
Contract start date	01/04/2011
Contract end date	

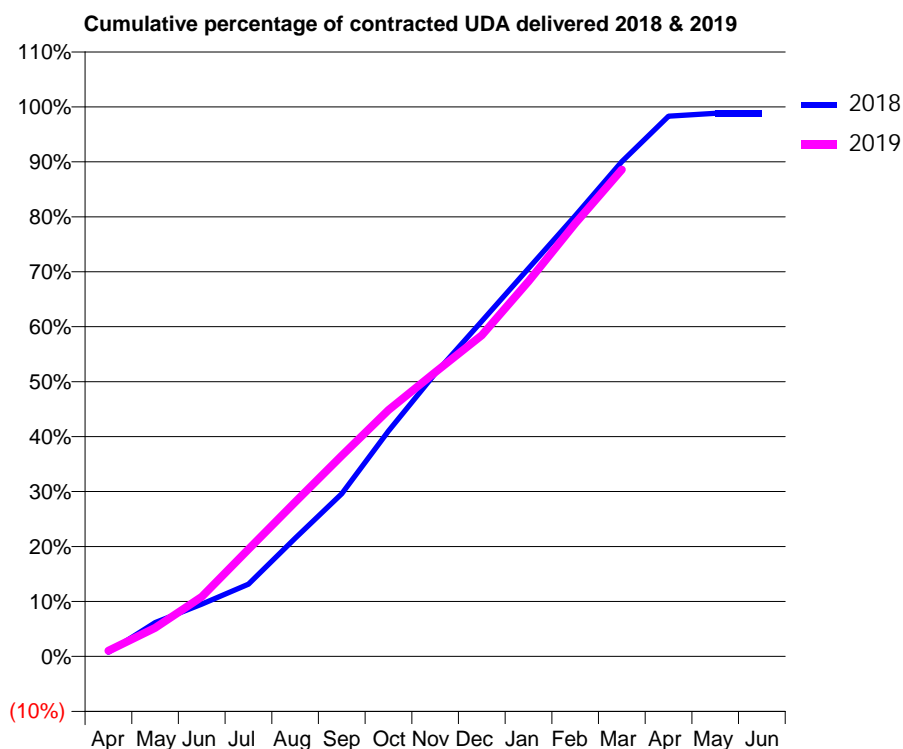
18/19 Contracted general activity (UDA)	50,008
Carry forward general activity (UDA)	591
18/19 Contracted orthodontic activity (UOA)	0
Carry forward orthodontic activity (UOA)	0
Baseline contract value	£1,212,644.07

ACCESS*

Patients seen in 24 months	Total	Change since previous quarter
Quarter ending March 2018	15,207	
Quarter ending June 2018	14,996	↓
Quarter ending September 2018	15,023	→
Quarter ending December 2018	14,907	→
Quarter ending March 2019	14,948	→
Variance since March 2018	(1.7%)	↓



ACTIVITY



Month	Adjusted Scheduled Activity (UDA)	
	2018	2019
April	390	513
May	3,072	2,607
June	4,763	5,436
July	6,584	9,750
August	10,758	14,052
September	14,794	18,268
October	20,515	22,415
November	25,745	25,859
December	30,504	29,219
January	35,310	34,131
February	40,099	39,395
March	45,018	44,306
April	49,156	
May	49,417	
June	49,417	

QUALITY

	Quantity	Base Number	Contract	AT	Region	England
% of FP17s for the same patient ID Re-attending within 3 months - Children	395	5,905	6.7%	8.9%	11.3%	11.8%
% of FP17s for the same patient ID Re-attending within 3 months - Adults	1,149	12,631	9.1%	13.1%	15.4%	15.7%
% of FP17s for the same patient ID Re-attending between 3 & 9 months - Children	3,054	5,905	51.7%	62.1%	61.3%	58.9%
% of FP17s for the same patient ID Re-attending between 3 & 9 months - Adults	6,045	12,631	47.9%	52.3%	52.1%	50.8%
% of FP17s for Band 1 Urgent Courses	573	16,924	3.4%	8.4%	9.5%	9.1%
% of FP17s Relating to Free Repair or Replacements	130	16,924	0.8%	0.7%	0.6%	0.8%
% of FP17s Relating to Continuations	83	16,924	0.5%	0.7%	0.8%	0.9%
% of Patients satisfied with the dentistry they have received	13	15	86.7%	93.4%	92.4%	92.5%
% of Patients satisfied with the time they had to wait for an appointment	12	15	80.0%	85.3%	86.3%	87.0%

* This is based on patients treated on this contract for their most recent course of treatment. Figures in italics indicate the base number of FP17s or Patient Questionnaire responses are less than 100. N/A is shown where the base number of responses is less than 10 during the period. % is calculated as Quantity/Base number*100

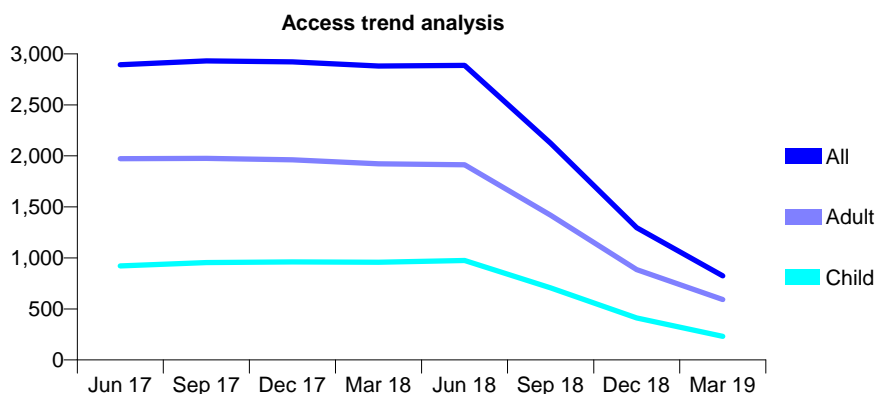
Q64 - Vital Signs At a Glance Contract Report for 184209/0001 - March 2019

Name or company name	Smilecare Swindon Limited
Contract type name	PDS Plus Contract
Purpose of contract	General
Contract start date	01/04/2013
Contract end date	30/06/2018

18/19 Contracted general activity (UDA)	4,000
Carry forward general activity (UDA)	0
18/19 Contracted orthodontic activity (UOA)	0
Carry forward orthodontic activity (UOA)	0
Baseline contract value	£49,202.26

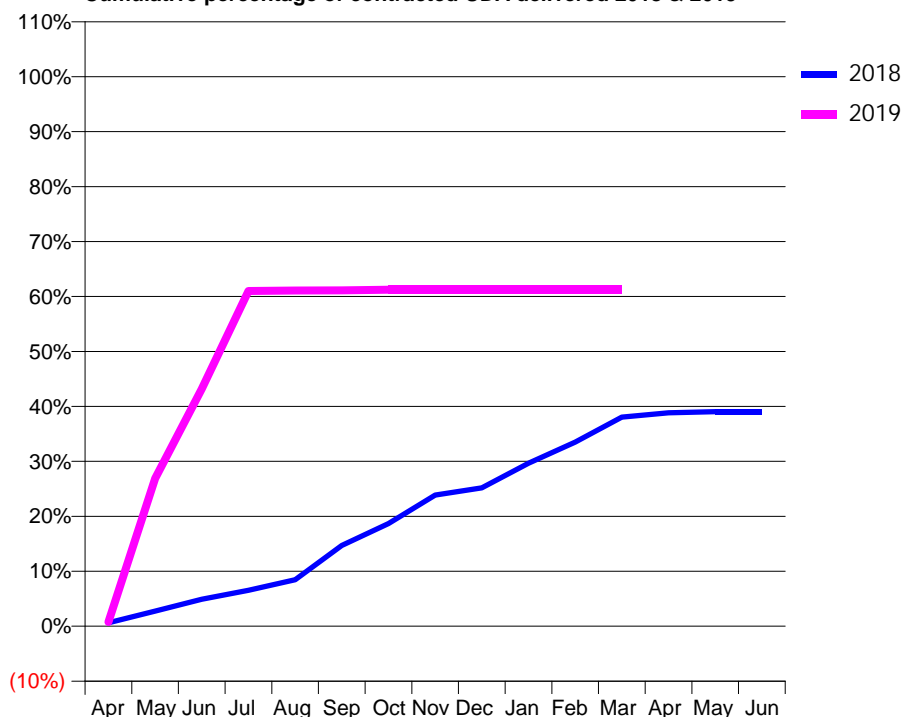
ACCESS*

Patients seen in 24 months	Total	Change since previous quarter
Quarter ending March 2018	2,880	
Quarter ending June 2018	2,887	→
Quarter ending September 2018	2,125	↓
Quarter ending December 2018	1,296	↓
Quarter ending March 2019	824	↓
Variance since March 2018	(71.4%)	↓



ACTIVITY

Cumulative percentage of contracted UDA delivered 2018 & 2019



Adjusted Scheduled Activity (UDA)

Month	2018	2019
April	102	31
May	440	1,076
June	784	1,727
July	1,045	2,440
August	1,352	2,443
September	2,353	2,444
October	2,992	2,449
November	3,819	2,449
December	4,029	2,449
January	4,747	2,449
February	5,359	2,449
March	6,085	2,449
April	6,213	
May	6,245	
June	6,244	

QUALITY

	Quantity	Base Number	Contract	AT	Region	England
% of FP17s for the same patient ID Re-attending within 3 months - Children	35	404	8.7%	8.9%	11.3%	11.8%
% of FP17s for the same patient ID Re-attending within 3 months - Adults	150	813	18.5%	13.1%	15.4%	15.7%
% of FP17s for the same patient ID Re-attending between 3 & 9 months - Children	187	404	46.3%	62.1%	61.3%	58.9%
% of FP17s for the same patient ID Re-attending between 3 & 9 months - Adults	338	813	41.6%	52.3%	52.1%	50.8%
% of FP17s for Band 1 Urgent Courses	91	988	9.2%	8.4%	9.5%	9.1%
% of FP17s Relating to Free Repair or Replacements	3	988	0.3%	0.7%	0.6%	0.8%
% of FP17s Relating to Continuations	1	988	0.1%	0.7%	0.8%	0.9%
% of Patients satisfied with the dentistry they have received	0	0	N/A	93.4%	92.4%	92.5%
% of Patients satisfied with the time they had to wait for an appointment	0	0	N/A	85.3%	86.3%	87.0%

* This is based on patients treated on this contract for their most recent course of treatment.

Figures in italics indicate the base number of FP17s or Patient Questionnaire responses are less than 100. N/A is shown where the base number of responses is less than 10 during the period. % is calculated as Quantity/Base number*100

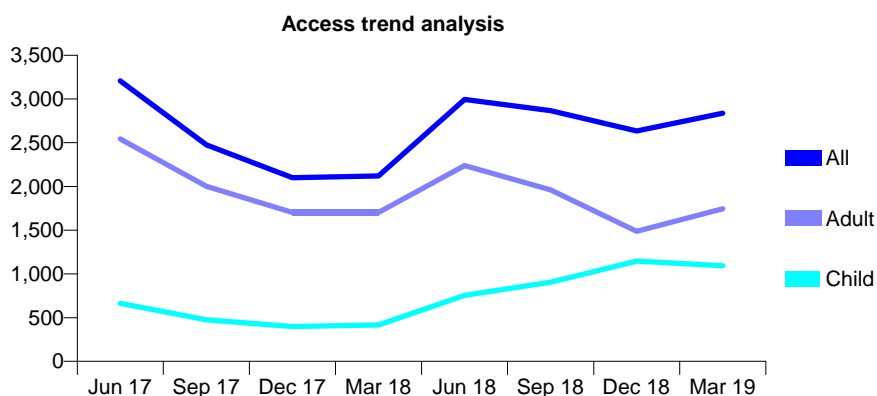
Q64 - Vital Signs At a Glance Contract Report for 184381/0002 - March 2019

Name or company name	Tetbury Dental Practice
Contract type name	GDS Contract
Purpose of contract	General
Contract start date	01/04/2012
Contract end date	

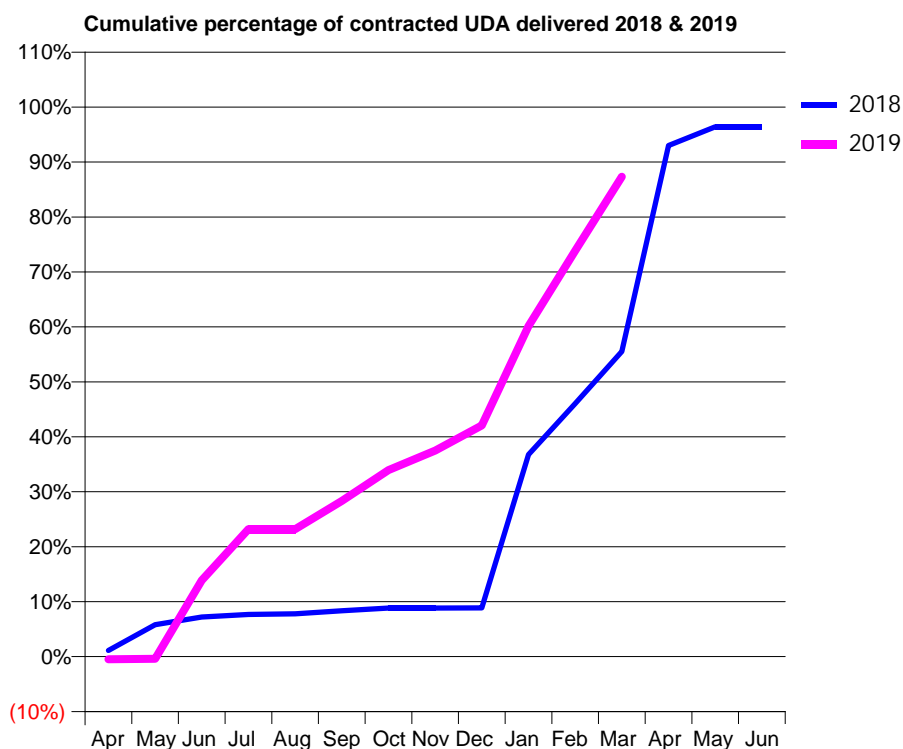
18/19 Contracted general activity (UDA)	6,131
Carry forward general activity (UDA)	221
18/19 Contracted orthodontic activity (UOA)	0
Carry forward orthodontic activity (UOA)	0
Baseline contract value	£129,329.09

ACCESS*

Patients seen in 24 months	Total	Change since previous quarter
Quarter ending March 2018	2,120	
Quarter ending June 2018	2,994	↑
Quarter ending September 2018	2,866	↓
Quarter ending December 2018	2,634	↓
Quarter ending March 2019	2,838	↑
Variance since March 2018	33.9%	↑



ACTIVITY



Month	Adjusted Scheduled Activity (UDA)	
	2018	2019
April	70	-31
May	356	-26
June	442	851
July	471	1,424
August	478	1,424
September	513	1,737
October	543	2,080
November	543	2,300
December	544	2,579
January	2,255	3,687
February	2,823	4,530
March	3,403	5,354
April	5,702	
May	5,910	
June	5,910	

QUALITY

	Quantity	Base Number	Contract	AT	Region	England
% of FP17s for the same patient ID Re-attending within 3 months - Children	66	1,922	3.4%	8.9%	11.3%	11.8%
% of FP17s for the same patient ID Re-attending within 3 months - Adults	162	2,686	6.0%	13.1%	15.4%	15.7%
% of FP17s for the same patient ID Re-attending between 3 & 9 months - Children	620	1,922	32.3%	62.1%	61.3%	58.9%
% of FP17s for the same patient ID Re-attending between 3 & 9 months - Adults	294	2,686	10.9%	52.3%	52.1%	50.8%
% of FP17s for Band 1 Urgent Courses	220	3,383	6.5%	8.4%	9.5%	9.1%
% of FP17s Relating to Free Repair or Replacements	29	3,383	0.9%	0.7%	0.6%	0.8%
% of FP17s Relating to Continuations	24	3,383	0.7%	0.7%	0.8%	0.9%
% of Patients satisfied with the dentistry they have received	3	3	N/A	93.4%	92.4%	92.5%
% of Patients satisfied with the time they had to wait for an appointment	3	3	N/A	85.3%	86.3%	87.0%

* This is based on patients treated on this contract for their most recent course of treatment. Figures in italics indicate the base number of FP17s or Patient Questionnaire responses are less than 100. N/A is shown where the base number of responses is less than 10 during the period. % is calculated as Quantity/Base number*100

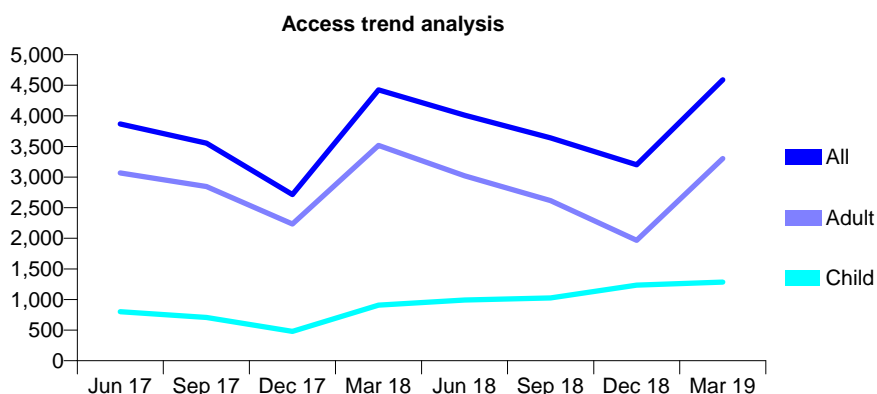
Q64 - Vital Signs At a Glance Contract Report for 184381/0003 - March 2019

Name or company name	Tetbury Dental Practice
Contract type name	GDS Contract
Purpose of contract	General
Contract start date	01/04/2012
Contract end date	

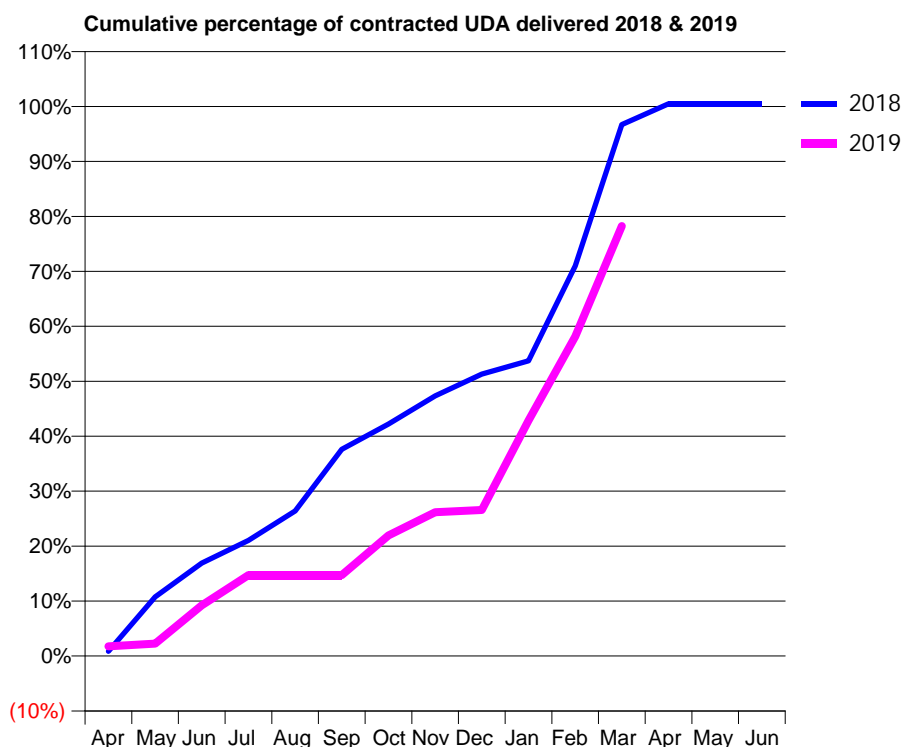
18/19 Contracted general activity (UDA)	11,640
Carry forward general activity (UDA)	-56
18/19 Contracted orthodontic activity (UOA)	0
Carry forward orthodontic activity (UOA)	0
Baseline contract value	£245,293.22

ACCESS*

Patients seen in 24 months	Total	Change since previous quarter
Quarter ending March 2018	4,426	
Quarter ending June 2018	4,013	↓
Quarter ending September 2018	3,641	↓
Quarter ending December 2018	3,202	↓
Quarter ending March 2019	4,589	↑
Variance since March 2018	3.7%	↑



ACTIVITY



Month	Adjusted Scheduled Activity (UDA)	
	2018	2019
April	99	206
May	1,252	264
June	1,968	1,075
July	2,451	1,714
August	3,072	1,714
September	4,379	1,714
October	4,913	2,556
November	5,510	3,046
December	5,970	3,095
January	6,251	4,988
February	8,263	6,767
March	11,254	9,106
April	11,696	
May	11,696	
June	11,696	

QUALITY

	Quantity	Base Number	Contract	AT	Region	England
% of FP17s for the same patient ID Re-attending within 3 months - Children	67	2,020	3.3%	8.9%	11.3%	11.8%
% of FP17s for the same patient ID Re-attending within 3 months - Adults	187	3,561	5.3%	13.1%	15.4%	15.7%
% of FP17s for the same patient ID Re-attending between 3 & 9 months - Children	810	2,020	40.1%	62.1%	61.3%	58.9%
% of FP17s for the same patient ID Re-attending between 3 & 9 months - Adults	362	3,561	10.2%	52.3%	52.1%	50.8%
% of FP17s for Band 1 Urgent Courses	350	5,323	6.6%	8.4%	9.5%	9.1%
% of FP17s Relating to Free Repair or Replacements	22	5,323	0.4%	0.7%	0.6%	0.8%
% of FP17s Relating to Continuations	25	5,323	0.5%	0.7%	0.8%	0.9%
% of Patients satisfied with the dentistry they have received	1	2	N/A	93.4%	92.4%	92.5%
% of Patients satisfied with the time they had to wait for an appointment	1	2	N/A	85.3%	86.3%	87.0%

* This is based on patients treated on this contract for their most recent course of treatment. Figures in italics indicate the base number of FP17s or Patient Questionnaire responses are less than 100. N/A is shown where the base number of responses is less than 10 during the period. % is calculated as Quantity/Base number*100

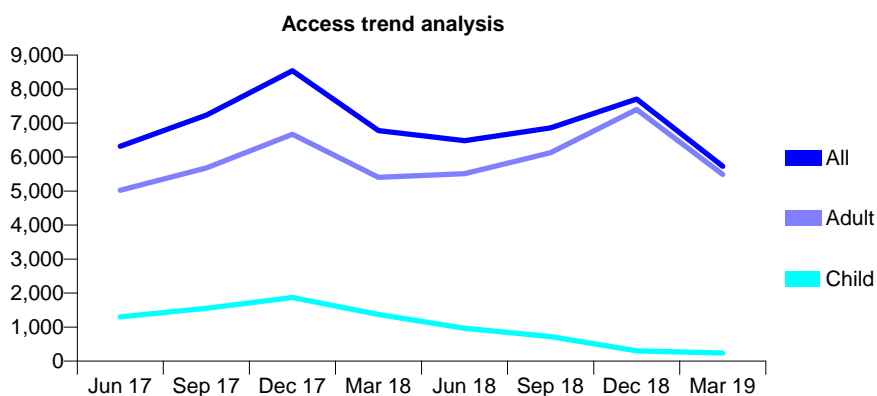
Q64 - Vital Signs At a Glance Contract Report for 184381/0004 - March 2019

Name or company name	Tetbury Dental Practice
Contract type name	GDS Contract
Purpose of contract	General
Contract start date	01/04/2012
Contract end date	

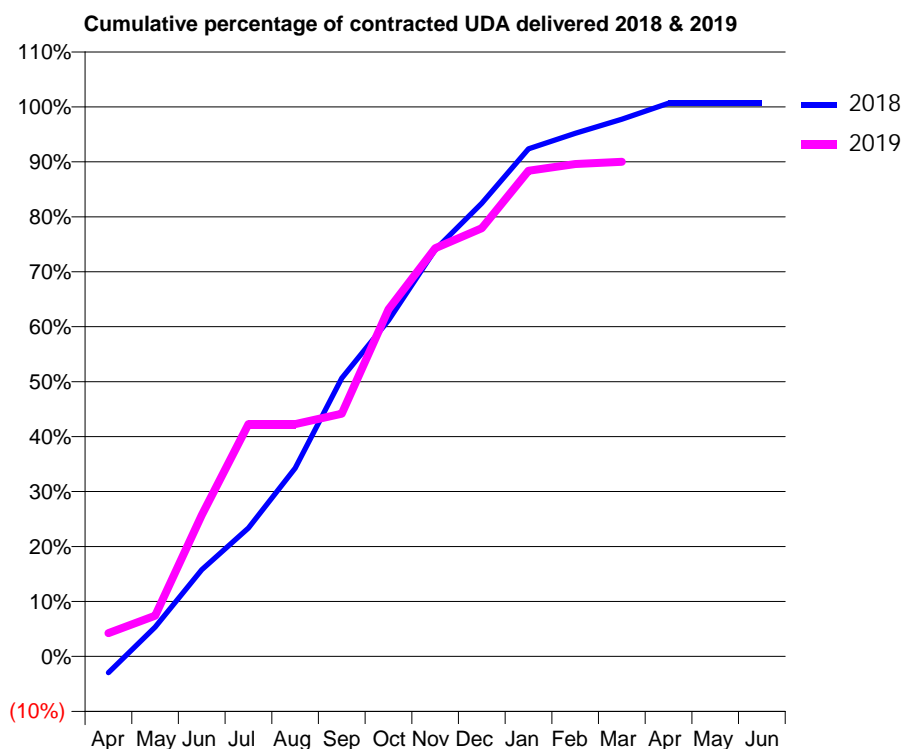
18/19 Contracted general activity (UDA)	18,740
Carry forward general activity (UDA)	-124
18/19 Contracted orthodontic activity (UOA)	0
Carry forward orthodontic activity (UOA)	0
Baseline contract value	£403,942.32

ACCESS*

Patients seen in 24 months	Total	Change since previous quarter
Quarter ending March 2018	6,779	
Quarter ending June 2018	6,479	↓
Quarter ending September 2018	6,855	↑
Quarter ending December 2018	7,704	↑
Quarter ending March 2019	5,729	↓
Variance since March 2018	(15.5%)	↓



ACTIVITY



Month	Adjusted Scheduled Activity (UDA)	
	2018	2019
April	-555	792
May	1,002	1,388
June	2,958	4,816
July	4,381	7,925
August	6,425	7,925
September	9,488	8,276
October	11,456	11,834
November	13,873	13,917
December	15,454	14,598
January	17,312	16,558
February	17,839	16,793
March	18,322	16,865
April	18,864	
May	18,866	
June	18,864	

QUALITY

	Quantity	Base Number	Contract	AT	Region	England
% of FP17s for the same patient ID Re-attending within 3 months - Children	11	512	2.1%	8.9%	11.3%	11.8%
% of FP17s for the same patient ID Re-attending within 3 months - Adults	799	9,744	8.2%	13.1%	15.4%	15.7%
% of FP17s for the same patient ID Re-attending between 3 & 9 months - Children	259	512	50.6%	62.1%	61.3%	58.9%
% of FP17s for the same patient ID Re-attending between 3 & 9 months - Adults	3,313	9,744	34.0%	52.3%	52.1%	50.8%
% of FP17s for Band 1 Urgent Courses	874	9,980	8.8%	8.4%	9.5%	9.1%
% of FP17s Relating to Free Repair or Replacements	63	9,980	0.6%	0.7%	0.6%	0.8%
% of FP17s Relating to Continuations	60	9,980	0.6%	0.7%	0.8%	0.9%
% of Patients satisfied with the dentistry they have received	2	2	N/A	93.4%	92.4%	92.5%
% of Patients satisfied with the time they had to wait for an appointment	1	2	N/A	85.3%	86.3%	87.0%

* This is based on patients treated on this contract for their most recent course of treatment. Figures in italics indicate the base number of FP17s or Patient Questionnaire responses are less than 100. N/A is shown where the base number of responses is less than 10 during the period. % is calculated as Quantity/Base number*100

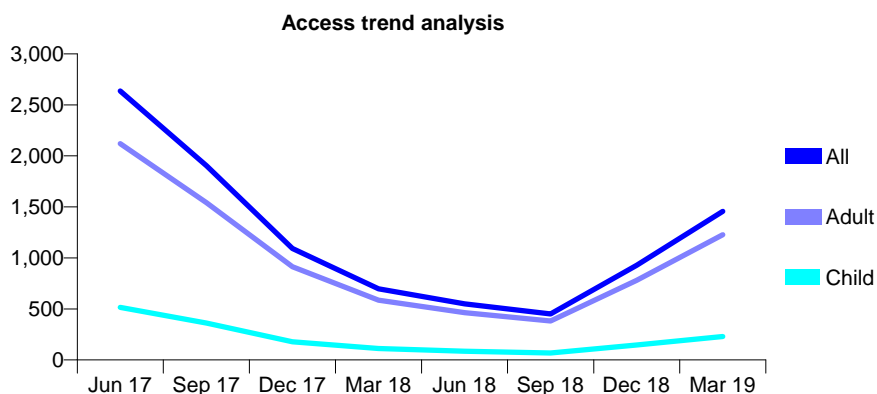
Q64 - Vital Signs At a Glance Contract Report for 186503/0001 - March 2019

Name or company name	The Market Place Dental Practice Partners
Contract type name	GDS Contract
Purpose of contract	General
Contract start date	01/10/2012
Contract end date	

18/19 Contracted general activity (UDA)	7,022
Carry forward general activity (UDA)	0
18/19 Contracted orthodontic activity (UOA)	0
Carry forward orthodontic activity (UOA)	0
Baseline contract value	£160,673.65

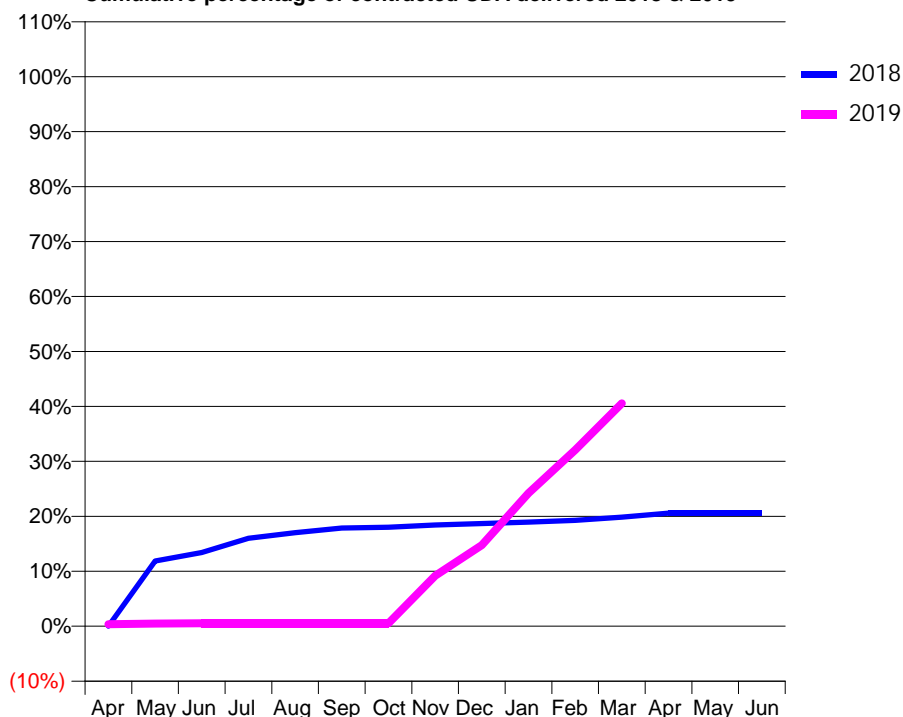
ACCESS*

Patients seen in 24 months	Total	Change since previous quarter
Quarter ending March 2018	698	
Quarter ending June 2018	550	↓
Quarter ending September 2018	451	↓
Quarter ending December 2018	928	↑
Quarter ending March 2019	1,457	↑
Variance since March 2018	108.7%	↑



ACTIVITY

Cumulative percentage of contracted UDA delivered 2018 & 2019



Adjusted Scheduled Activity (UDA)

Month	2018	2019
April	0	26
May	834	35
June	942	39
July	1,124	39
August	1,195	39
September	1,254	39
October	1,265	39
November	1,295	646
December	1,314	1,035
January	1,330	1,699
February	1,354	2,254
March	1,395	2,849
April	1,444	
May	1,444	
June	1,444	

QUALITY

	Quantity	Base Number	Contract	AT	Region	England
% of FP17s for the same patient ID Re-attending within 3 months - Children	12	246	4.9%	8.9%	11.3%	11.8%
% of FP17s for the same patient ID Re-attending within 3 months - Adults	135	1,360	9.9%	13.1%	15.4%	15.7%
% of FP17s for the same patient ID Re-attending between 3 & 9 months - Children	1	246	0.4%	62.1%	61.3%	58.9%
% of FP17s for the same patient ID Re-attending between 3 & 9 months - Adults	35	1,360	2.6%	52.3%	52.1%	50.8%
% of FP17s for Band 1 Urgent Courses	190	1,589	12.0%	8.4%	9.5%	9.1%
% of FP17s Relating to Free Repair or Replacements	6	1,589	0.4%	0.7%	0.6%	0.8%
% of FP17s Relating to Continuations	4	1,589	0.3%	0.7%	0.8%	0.9%
% of Patients satisfied with the dentistry they have received	2	3	N/A	93.4%	92.4%	92.5%
% of Patients satisfied with the time they had to wait for an appointment	2	3	N/A	85.3%	86.3%	87.0%

* This is based on patients treated on this contract for their most recent course of treatment.

Figures in italics indicate the base number of FP17s or Patient Questionnaire responses are less than 100. N/A is shown where the base number of responses is less than 10 during the period. % is calculated as Quantity/Base number*100

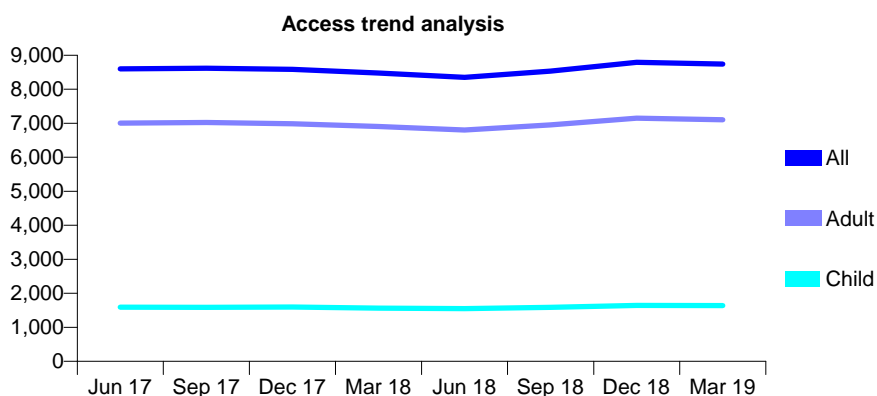
Q64 - Vital Signs At a Glance Contract Report for 187089/0001 - March 2019

Name or company name	Execudent Limited
Contract type name	GDS Contract
Purpose of contract	General
Contract start date	01/04/2012
Contract end date	

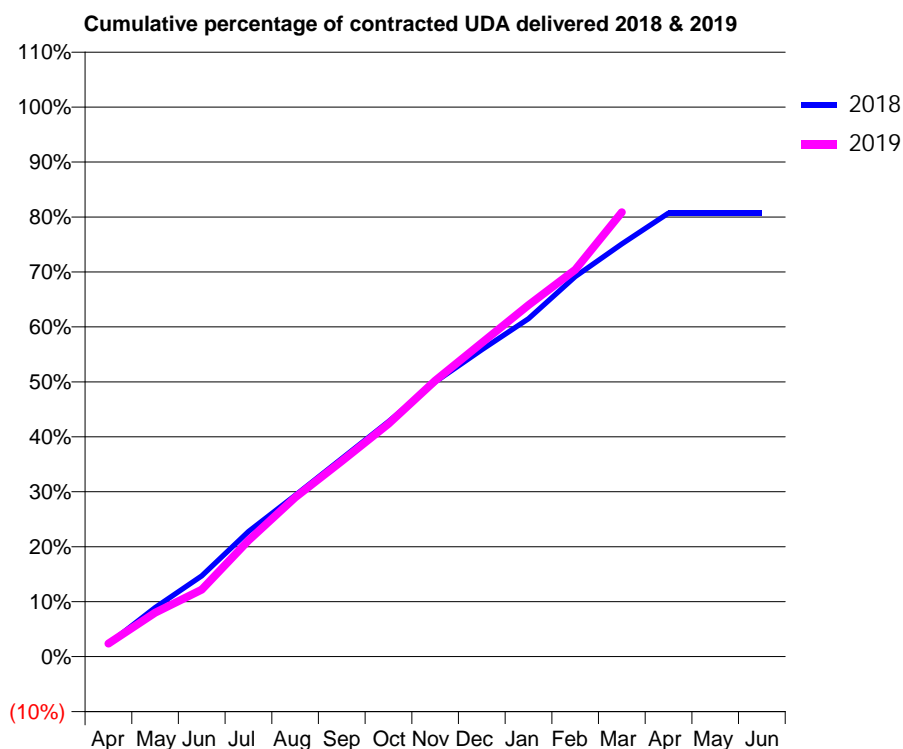
18/19 Contracted general activity (UDA)	29,491
Carry forward general activity (UDA)	0
18/19 Contracted orthodontic activity (UOA)	0
Carry forward orthodontic activity (UOA)	0
Baseline contract value	£615,932.60

ACCESS*

Patients seen in 24 months	Total	Change since previous quarter
Quarter ending March 2018	8,476	
Quarter ending June 2018	8,350	↓
Quarter ending September 2018	8,537	↑
Quarter ending December 2018	8,796	↑
Quarter ending March 2019	8,745	→
Variance since March 2018	3.2%	↑



ACTIVITY



Month	Adjusted Scheduled Activity (UDA)	
	2018	2019
April	683	694
May	2,637	2,361
June	4,336	3,593
July	6,717	6,227
August	8,656	8,544
September	10,631	10,487
October	12,615	12,493
November	14,740	14,814
December	16,468	16,833
January	18,132	18,859
February	20,396	20,765
March	22,144	23,848
April	23,805	
May	23,805	
June	23,805	

QUALITY

	Quantity	Base Number	Contract	AT	Region	England
% of FP17s for the same patient ID Re-attending within 3 months - Children	123	2,524	4.9%	8.9%	11.3%	11.8%
% of FP17s for the same patient ID Re-attending within 3 months - Adults	1,065	11,049	9.6%	13.1%	15.4%	15.7%
% of FP17s for the same patient ID Re-attending between 3 & 9 months - Children	1,284	2,524	50.9%	62.1%	61.3%	58.9%
% of FP17s for the same patient ID Re-attending between 3 & 9 months - Adults	5,679	11,049	51.4%	52.3%	52.1%	50.8%
% of FP17s for Band 1 Urgent Courses	641	12,314	5.2%	8.4%	9.5%	9.1%
% of FP17s Relating to Free Repair or Replacements	65	12,314	0.5%	0.7%	0.6%	0.8%
% of FP17s Relating to Continuations	101	12,314	0.8%	0.7%	0.8%	0.9%
% of Patients satisfied with the dentistry they have received	14	15	93.3%	93.4%	92.4%	92.5%
% of Patients satisfied with the time they had to wait for an appointment	12	15	80.0%	85.3%	86.3%	87.0%

* This is based on patients treated on this contract for their most recent course of treatment. Figures in italics indicate the base number of FP17s or Patient Questionnaire responses are less than 100. N/A is shown where the base number of responses is less than 10 during the period. % is calculated as Quantity/Base number*100

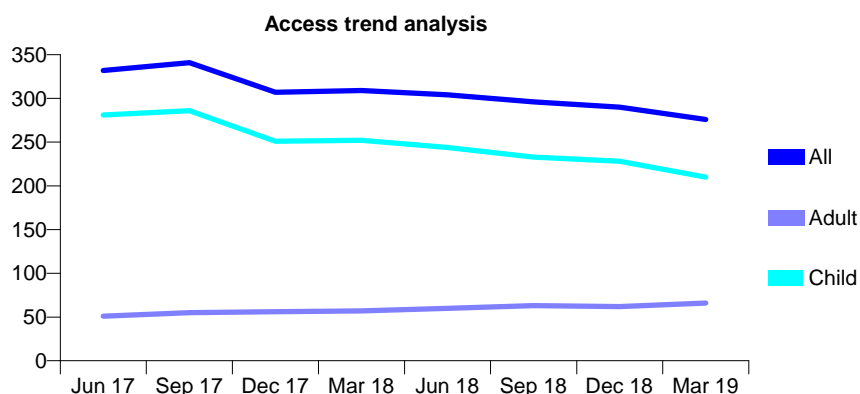
Q64 - Vital Signs At a Glance Contract Report for 191221/0001 - March 2019

Name or company name	Mid Wessex Orthodontic Clinic
Contract type name	GDS Contract
Purpose of contract	General and Orthodontic
Contract start date	01/03/2013
Contract end date	

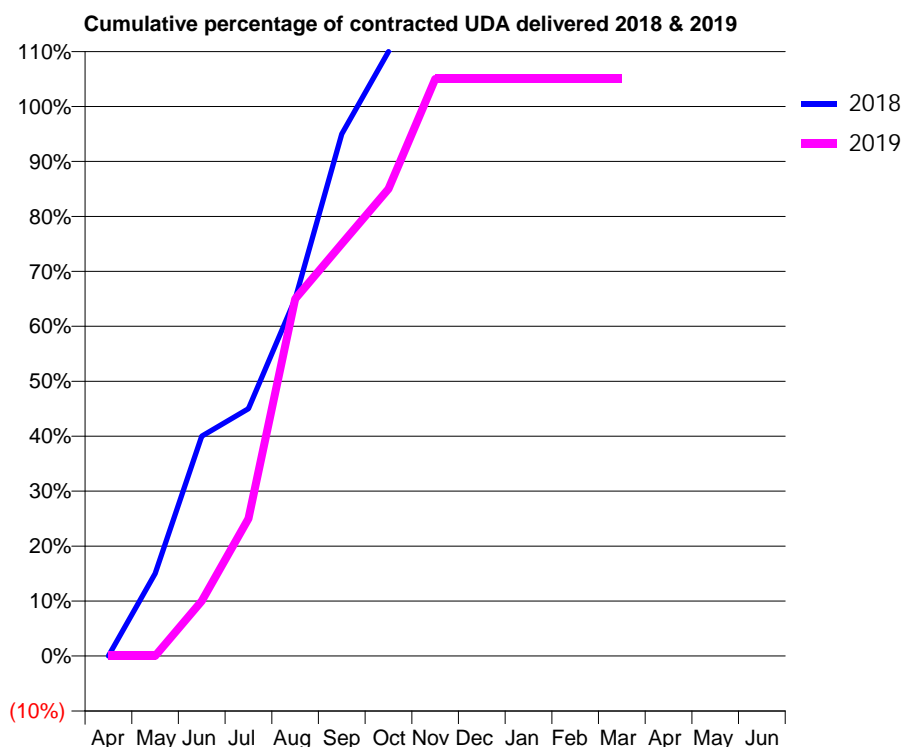
18/19 Contracted general activity (UDA)	20
Carry forward general activity (UDA)	0
18/19 Contracted orthodontic activity (UOA)	4,138
Carry forward orthodontic activity (UOA)	163
Baseline contract value	£279,586.58

ACCESS*

Patients seen in 24 months	Total	Change since previous quarter
Quarter ending March 2018	309	
Quarter ending June 2018	304	↓
Quarter ending September 2018	296	↓
Quarter ending December 2018	290	↓
Quarter ending March 2019	276	↓
Variance since March 2018	(10.7%)	↓



ACTIVITY



Month	Adjusted Scheduled Activity (UDA)	
	2018	2019
April	0	0
May	3	0
June	8	2
July	9	5
August	13	13
September	19	15
October	22	17
November	25	21
December	26	21
January	30	21
February	31	21
March	31	21
April	31	
May	31	
June	31	

QUALITY

	Quantity	Base Number	Contract	AT	Region	England
% of FP17s for the same patient ID Re-attending within 3 months - Children	0	505	0.0%	8.9%	11.3%	11.8%
% of FP17s for the same patient ID Re-attending within 3 months - Adults	0	61	0.0%	13.1%	15.4%	15.7%
% of FP17s for the same patient ID Re-attending between 3 & 9 months - Children	2	505	0.4%	62.1%	61.3%	58.9%
% of FP17s for the same patient ID Re-attending between 3 & 9 months - Adults	0	61	0.0%	52.3%	52.1%	50.8%
% of FP17s for Band 1 Urgent Courses	0	21	0.0%	8.4%	9.5%	9.1%
% of FP17s Relating to Free Repair or Replacements	0	21	0.0%	0.7%	0.6%	0.8%
% of FP17s Relating to Continuations	0	21	0.0%	0.7%	0.8%	0.9%
% of Patients satisfied with the dentistry they have received	0	0	N/A	93.4%	92.4%	92.5%
% of Patients satisfied with the time they had to wait for an appointment	0	0	N/A	85.3%	86.3%	87.0%

* This is based on patients treated on this contract for their most recent course of treatment. Figures in italics indicate the base number of FP17s or Patient Questionnaire responses are less than 100. N/A is shown where the base number of responses is less than 10 during the period. % is calculated as Quantity/Base number*100

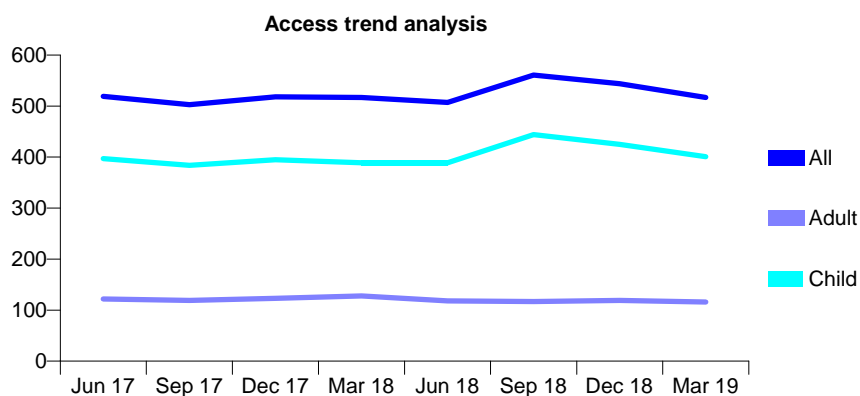
Q64 - Vital Signs At a Glance Contract Report for 193046/0001 - March 2019

Name or company name	Mr Ahmed Giaziri
Contract type name	GDS Contract
Purpose of contract	General
Contract start date	20/11/2013
Contract end date	

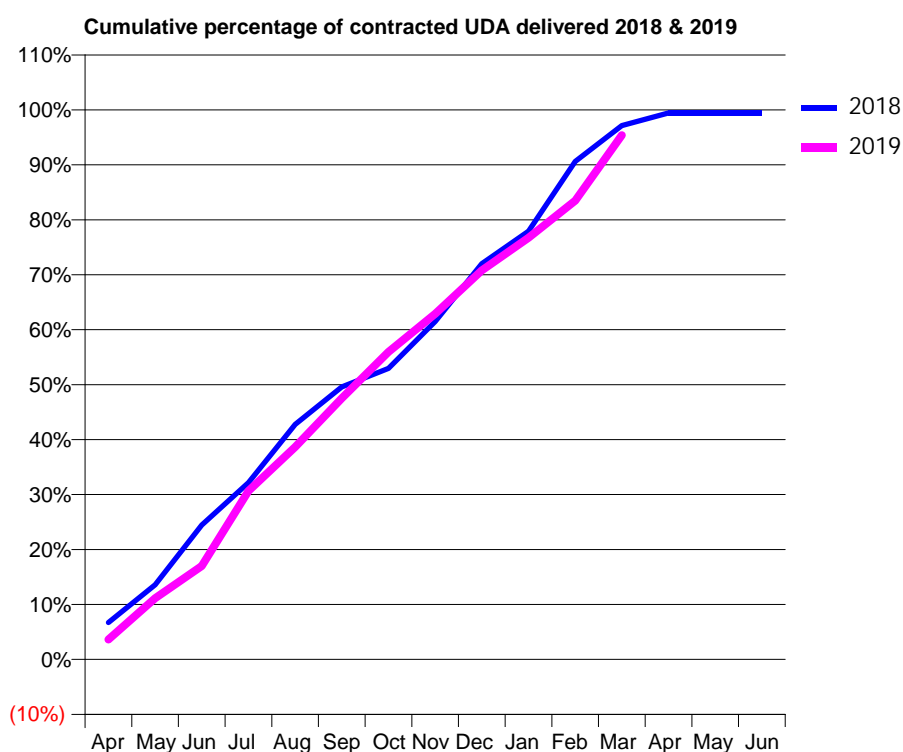
18/19 Contracted general activity (UDA)	1,000
Carry forward general activity (UDA)	6
18/19 Contracted orthodontic activity (UOA)	0
Carry forward orthodontic activity (UOA)	0
Baseline contract value	£25,731.67

ACCESS*

Patients seen in 24 months	Total	Change since previous quarter
Quarter ending March 2018	517	
Quarter ending June 2018	507	↓
Quarter ending September 2018	561	↑
Quarter ending December 2018	544	↓
Quarter ending March 2019	517	↓
Variance since March 2018	0.0%	→



ACTIVITY



Month	Adjusted Scheduled Activity (UDA)	
	2018	2019
April	67	36
May	136	112
June	245	170
July	322	307
August	428	387
September	496	475
October	530	559
November	615	629
December	720	708
January	779	767
February	906	835
March	971	954
April	994	
May	994	
June	994	

QUALITY

	Quantity	Base Number	Contract	AT	Region	England
% of FP17s for the same patient ID Re-attending within 3 months - Children	22	607	3.6%	8.9%	11.3%	11.8%
% of FP17s for the same patient ID Re-attending within 3 months - Adults	13	112	11.6%	13.1%	15.4%	15.7%
% of FP17s for the same patient ID Re-attending between 3 & 9 months - Children	371	607	61.1%	62.1%	61.3%	58.9%
% of FP17s for the same patient ID Re-attending between 3 & 9 months - Adults	75	112	67.0%	52.3%	52.1%	50.8%
% of FP17s for Band 1 Urgent Courses	19	702	2.7%	8.4%	9.5%	9.1%
% of FP17s Relating to Free Repair or Replacements	0	702	0.0%	0.7%	0.6%	0.8%
% of FP17s Relating to Continuations	0	702	0.0%	0.7%	0.8%	0.9%
% of Patients satisfied with the dentistry they have received	0	0	N/A	93.4%	92.4%	92.5%
% of Patients satisfied with the time they had to wait for an appointment	0	0	N/A	85.3%	86.3%	87.0%

* This is based on patients treated on this contract for their most recent course of treatment. Figures in italics indicate the base number of FP17s or Patient Questionnaire responses are less than 100. N/A is shown where the base number of responses is less than 10 during the period. % is calculated as Quantity/Base number*100

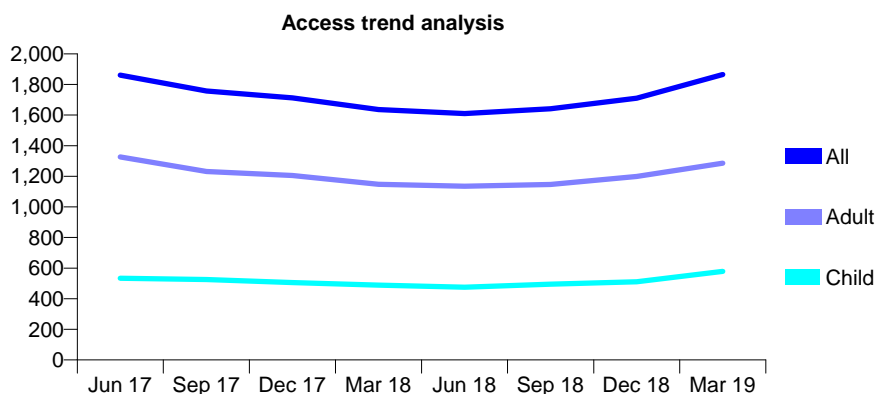
Q64 - Vital Signs At a Glance Contract Report for 194360/0001 - March 2019

Name or company name	Dr M Alizadeh
Contract type name	GDS Contract
Purpose of contract	General
Contract start date	01/11/2010
Contract end date	

18/19 Contracted general activity (UDA)	7,052
Carry forward general activity (UDA)	0
18/19 Contracted orthodontic activity (UOA)	0
Carry forward orthodontic activity (UOA)	0
Baseline contract value	£169,170.04

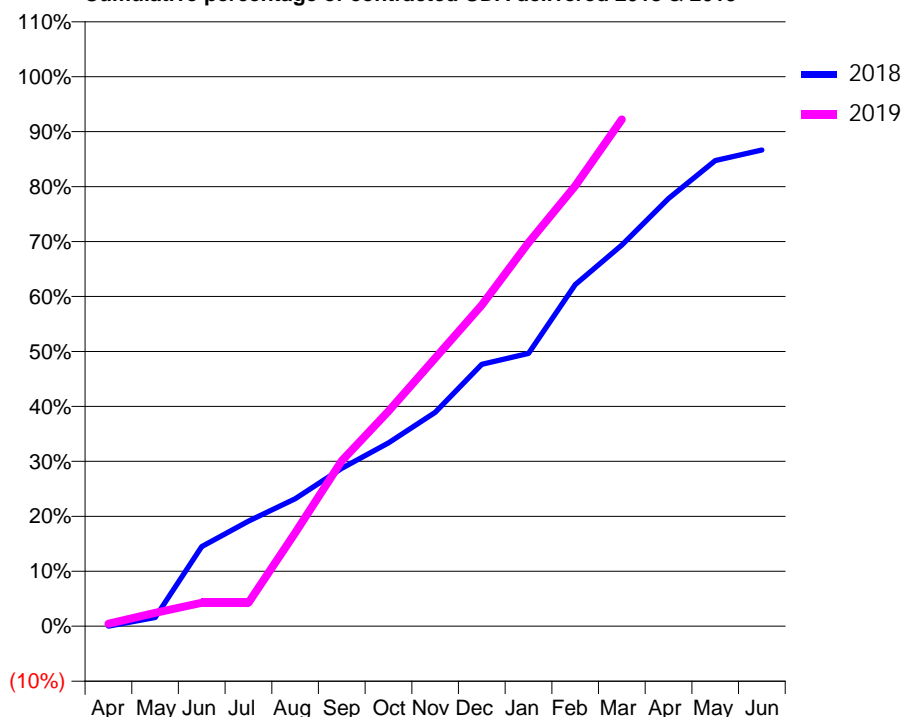
ACCESS*

Patients seen in 24 months	Total	Change since previous quarter
Quarter ending March 2018	1,636	
Quarter ending June 2018	1,610	↓
Quarter ending September 2018	1,641	→
Quarter ending December 2018	1,710	↑
Quarter ending March 2019	1,865	↑
Variance since March 2018	14.0%	↑



ACTIVITY

Cumulative percentage of contracted UDA delivered 2018 & 2019



Adjusted Scheduled Activity (UDA)

Month	2018	2019
April	0	32
May	112	172
June	1,022	301
July	1,348	301
August	1,637	1,199
September	2,027	2,122
October	2,353	2,760
November	2,744	3,441
December	3,362	4,120
January	3,501	4,921
February	4,383	5,650
March	4,891	6,503
April	5,489	
May	5,976	
June	6,111	

QUALITY

	Quantity	Base Number	Contract	AT	Region	England
% of FP17s for the same patient ID Re-attending within 3 months - Children	116	895	13.0%	8.9%	11.3%	11.8%
% of FP17s for the same patient ID Re-attending within 3 months - Adults	285	1,877	15.2%	13.1%	15.4%	15.7%
% of FP17s for the same patient ID Re-attending between 3 & 9 months - Children	487	895	54.4%	62.1%	61.3%	58.9%
% of FP17s for the same patient ID Re-attending between 3 & 9 months - Adults	930	1,877	49.5%	52.3%	52.1%	50.8%
% of FP17s for Band 1 Urgent Courses	141	2,267	6.2%	8.4%	9.5%	9.1%
% of FP17s Relating to Free Repair or Replacements	18	2,267	0.8%	0.7%	0.6%	0.8%
% of FP17s Relating to Continuations	58	2,267	2.6%	0.7%	0.8%	0.9%
% of Patients satisfied with the dentistry they have received	3	3	N/A	93.4%	92.4%	92.5%
% of Patients satisfied with the time they had to wait for an appointment	2	3	N/A	85.3%	86.3%	87.0%

* This is based on patients treated on this contract for their most recent course of treatment.

Figures in italics indicate the base number of FP17s or Patient Questionnaire responses are less than 100. N/A is shown where the base number of responses is less than 10 during the period. % is calculated as Quantity/Base number*100

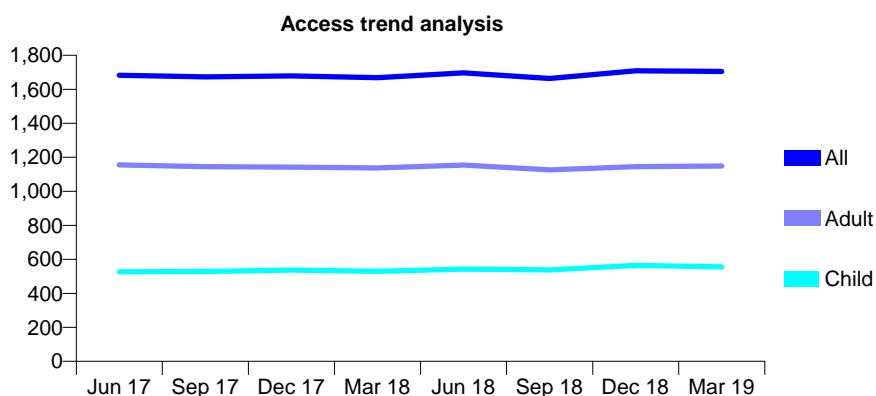
Q64 - Vital Signs At a Glance Contract Report for 198013/0001 - March 2019

Name or company name	Mr M Monsef
Contract type name	GDS Contract
Purpose of contract	General
Contract start date	01/01/2012
Contract end date	

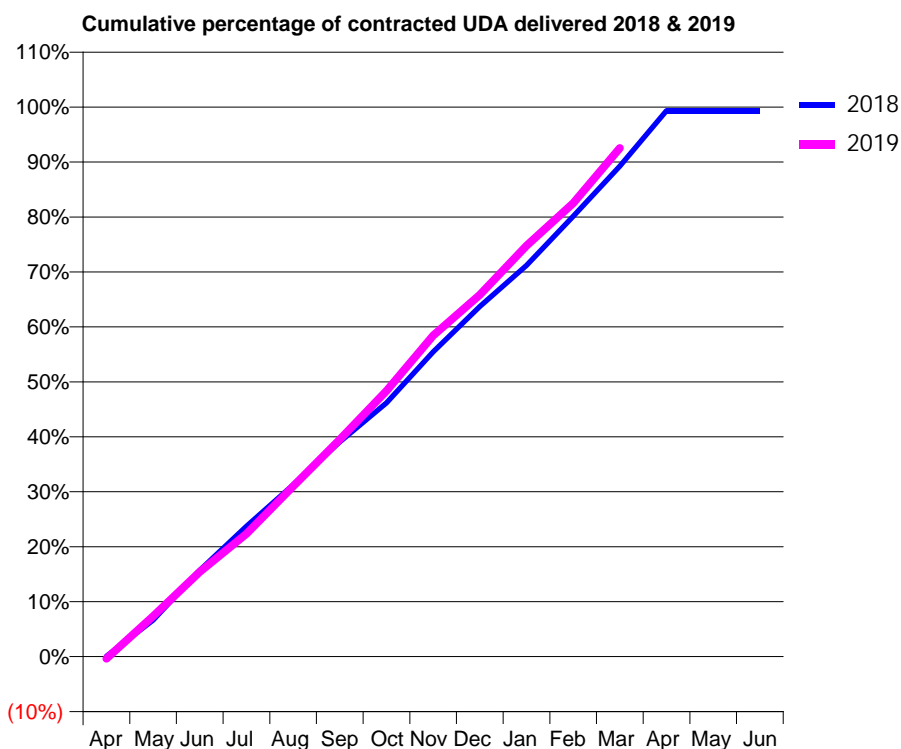
18/19 Contracted general activity (UDA)	6,000
Carry forward general activity (UDA)	39
18/19 Contracted orthodontic activity (UOA)	0
Carry forward orthodontic activity (UOA)	0
Baseline contract value	£143,988.37

ACCESS*

Patients seen in 24 months	Total	Change since previous quarter
Quarter ending March 2018	1,668	
Quarter ending June 2018	1,696	→
Quarter ending September 2018	1,664	↓
Quarter ending December 2018	1,709	↑
Quarter ending March 2019	1,705	→
Variance since March 2018	2.2%	↑



ACTIVITY



Month	Adjusted Scheduled Activity (UDA)	
	2018	2019
April	5	-23
May	399	441
June	943	925
July	1,423	1,341
August	1,876	1,859
September	2,344	2,370
October	2,770	2,900
November	3,328	3,505
December	3,823	3,949
January	4,271	4,486
February	4,809	4,951
March	5,354	5,553
April	5,961	
May	5,961	
June	5,961	

QUALITY

	Quantity	Base Number	Contract	AT	Region	England
% of FP17s for the same patient ID Re-attending within 3 months - Children	55	910	6.0%	8.9%	11.3%	11.8%
% of FP17s for the same patient ID Re-attending within 3 months - Adults	156	1,717	9.1%	13.1%	15.4%	15.7%
% of FP17s for the same patient ID Re-attending between 3 & 9 months - Children	614	910	67.5%	62.1%	61.3%	58.9%
% of FP17s for the same patient ID Re-attending between 3 & 9 months - Adults	1,211	1,717	70.5%	52.3%	52.1%	50.8%
% of FP17s for Band 1 Urgent Courses	94	2,384	3.9%	8.4%	9.5%	9.1%
% of FP17s Relating to Free Repair or Replacements	2	2,384	0.1%	0.7%	0.6%	0.8%
% of FP17s Relating to Continuations	3	2,384	0.1%	0.7%	0.8%	0.9%
% of Patients satisfied with the dentistry they have received	2	2	N/A	93.4%	92.4%	92.5%
% of Patients satisfied with the time they had to wait for an appointment	2	2	N/A	85.3%	86.3%	87.0%

* This is based on patients treated on this contract for their most recent course of treatment. Figures in italics indicate the base number of FP17s or Patient Questionnaire responses are less than 100. N/A is shown where the base number of responses is less than 10 during the period. % is calculated as Quantity/Base number*100

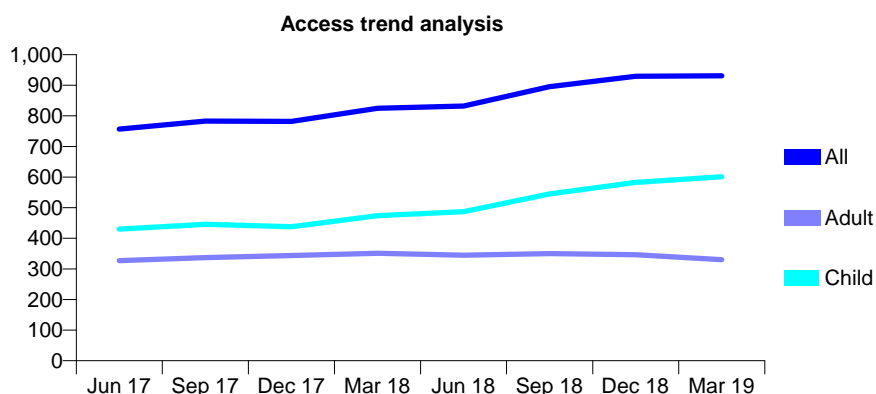
Q64 - Vital Signs At a Glance Contract Report for 198137/0001 - March 2019

Name or company name	London Road Dental Practice
Contract type name	GDS Contract
Purpose of contract	General
Contract start date	01/10/2012
Contract end date	

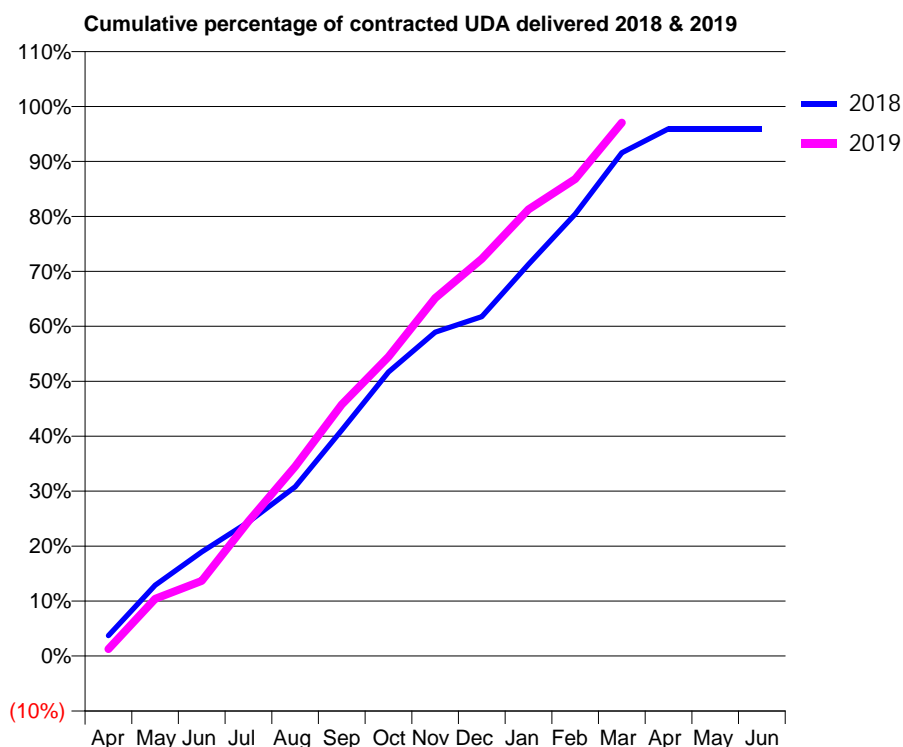
18/19 Contracted general activity (UDA)	1,673
Carry forward general activity (UDA)	0
18/19 Contracted orthodontic activity (UOA)	0
Carry forward orthodontic activity (UOA)	0
Baseline contract value	£36,393.22

ACCESS*

Patients seen in 24 months	Total	Change since previous quarter
Quarter ending March 2018	825	
Quarter ending June 2018	832	→
Quarter ending September 2018	895	↑
Quarter ending December 2018	929	↑
Quarter ending March 2019	931	→
Variance since March 2018	12.8%	↑



ACTIVITY



Month	Adjusted Scheduled Activity (UDA)	
	2018	2019
April	62	21
May	216	174
June	317	229
July	408	410
August	515	577
September	688	766
October	865	911
November	986	1,090
December	1,033	1,209
January	1,192	1,359
February	1,346	1,452
March	1,532	1,624
April	1,605	
May	1,605	
June	1,605	

QUALITY

	Quantity	Base Number	Contract	AT	Region	England
% of FP17s for the same patient ID Re-attending within 3 months - Children	46	940	4.9%	8.9%	11.3%	11.8%
% of FP17s for the same patient ID Re-attending within 3 months - Adults	21	366	5.7%	13.1%	15.4%	15.7%
% of FP17s for the same patient ID Re-attending between 3 & 9 months - Children	630	940	67.0%	62.1%	61.3%	58.9%
% of FP17s for the same patient ID Re-attending between 3 & 9 months - Adults	225	366	61.5%	52.3%	52.1%	50.8%
% of FP17s for Band 1 Urgent Courses	54	1,253	4.3%	8.4%	9.5%	9.1%
% of FP17s Relating to Free Repair or Replacements	2	1,253	0.2%	0.7%	0.6%	0.8%
% of FP17s Relating to Continuations	0	1,253	0.0%	0.7%	0.8%	0.9%
% of Patients satisfied with the dentistry they have received	0	0	N/A	93.4%	92.4%	92.5%
% of Patients satisfied with the time they had to wait for an appointment	0	0	N/A	85.3%	86.3%	87.0%

* This is based on patients treated on this contract for their most recent course of treatment. Figures in italics indicate the base number of FP17s or Patient Questionnaire responses are less than 100. N/A is shown where the base number of responses is less than 10 during the period. % is calculated as Quantity/Base number*100

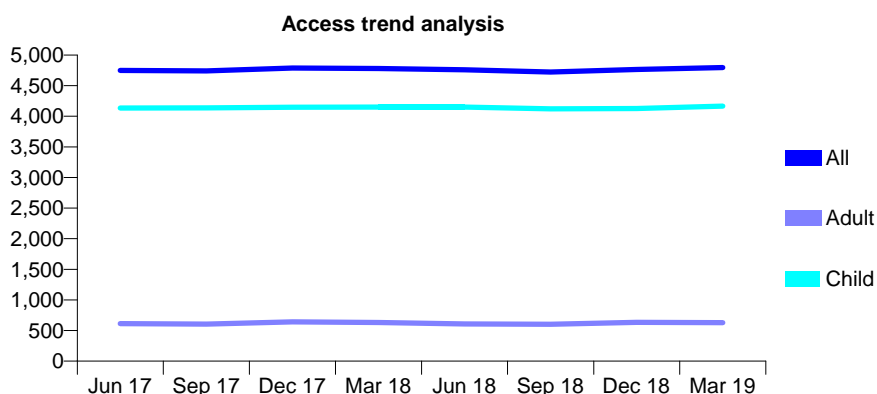
Q64 - Vital Signs At a Glance Contract Report for 198846/0001 - March 2019

Name or company name	St James Dental - Quedgeley
Contract type name	GDS Contract
Purpose of contract	General
Contract start date	01/04/2014
Contract end date	

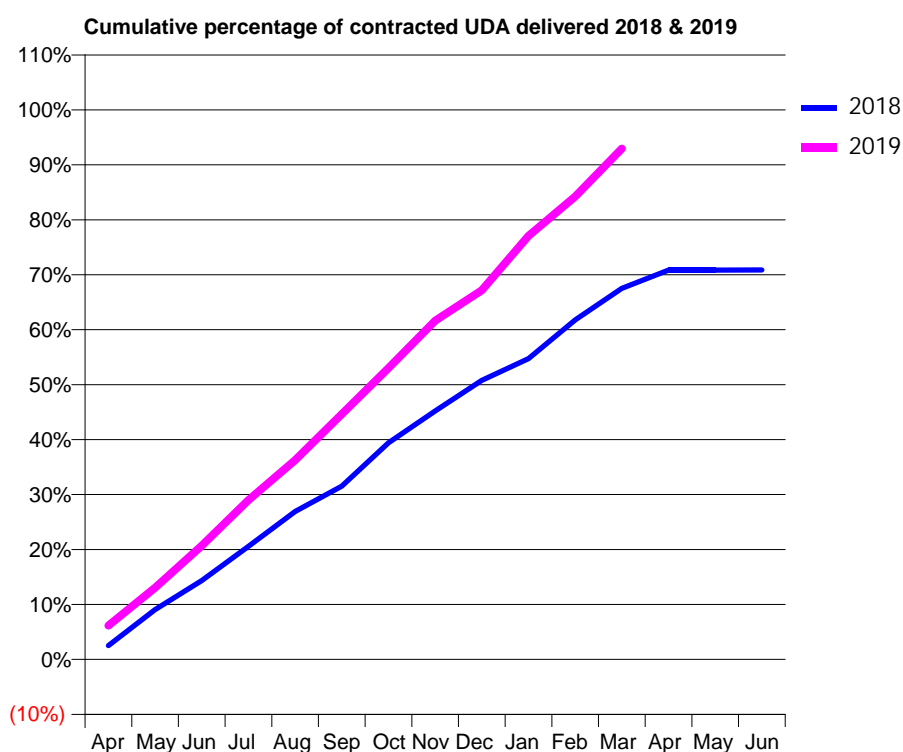
18/19 Contracted general activity (UDA)	10,500
Carry forward general activity (UDA)	0
18/19 Contracted orthodontic activity (UOA)	0
Carry forward orthodontic activity (UOA)	0
Baseline contract value	£249,986.31

ACCESS*

Patients seen in 24 months	Total	Change since previous quarter
Quarter ending March 2018	4,781	
Quarter ending June 2018	4,759	→
Quarter ending September 2018	4,723	→
Quarter ending December 2018	4,764	→
Quarter ending March 2019	4,796	→
Variance since March 2018	0.3%	→



ACTIVITY



Month	2018	2019
April	345	650
May	1,246	1,371
June	1,975	2,172
July	2,831	3,044
August	3,701	3,808
September	4,336	4,687
October	5,421	5,566
November	6,220	6,470
December	6,981	7,051
January	7,526	8,095
February	8,493	8,846
March	9,283	9,760
April	9,742	
May	9,742	
June	9,744	

QUALITY

	Quantity	Base Number	Contract	AT	Region	England
% of FP17s for the same patient ID Re-attending within 3 months - Children	809	7,598	10.6%	8.9%	11.3%	11.8%
% of FP17s for the same patient ID Re-attending within 3 months - Adults	27	333	8.1%	13.1%	15.4%	15.7%
% of FP17s for the same patient ID Re-attending between 3 & 9 months - Children	5,270	7,598	69.4%	62.1%	61.3%	58.9%
% of FP17s for the same patient ID Re-attending between 3 & 9 months - Adults	257	333	77.2%	52.3%	52.1%	50.8%
% of FP17s for Band 1 Urgent Courses	430	7,604	5.7%	8.4%	9.5%	9.1%
% of FP17s Relating to Free Repair or Replacements	0	7,604	0.0%	0.7%	0.6%	0.8%
% of FP17s Relating to Continuations	2	7,604	0.0%	0.7%	0.8%	0.9%
% of Patients satisfied with the dentistry they have received	2	2	N/A	93.4%	92.4%	92.5%
% of Patients satisfied with the time they had to wait for an appointment	2	2	N/A	85.3%	86.3%	87.0%

* This is based on patients treated on this contract for their most recent course of treatment. Figures in italics indicate the base number of FP17s or Patient Questionnaire responses are less than 100. N/A is shown where the base number of responses is less than 10 during the period. % is calculated as Quantity/Base number*100

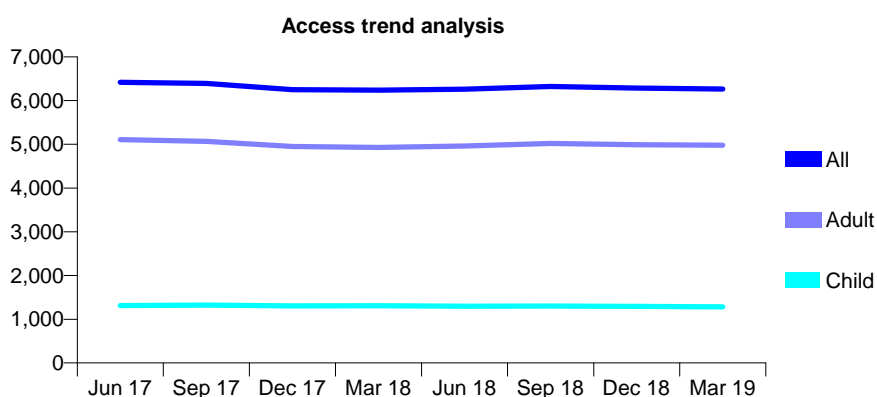
Q64 - Vital Signs At a Glance Contract Report for 198854/0001 - March 2019

Name or company name	Thomas, Huws & Associates
Contract type name	GDS Contract
Purpose of contract	General
Contract start date	01/04/2014
Contract end date	

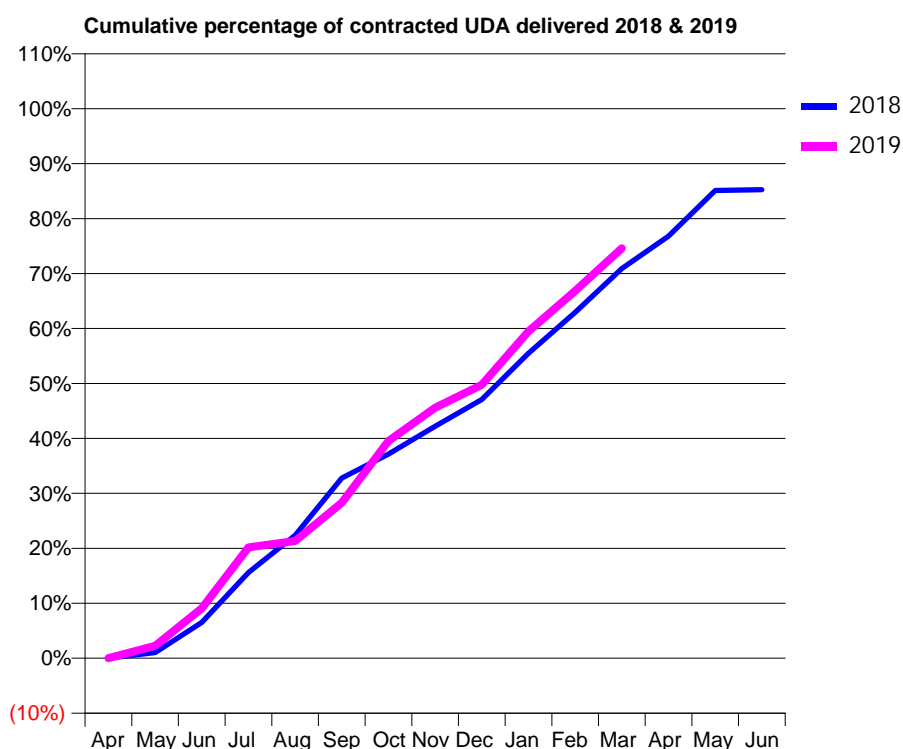
18/19 Contracted general activity (UDA)	17,471
Carry forward general activity (UDA)	0
18/19 Contracted orthodontic activity (UOA)	0
Carry forward orthodontic activity (UOA)	0
Baseline contract value	£382,656.47

ACCESS*

Patients seen in 24 months	Total	Change since previous quarter
Quarter ending March 2018	6,238	
Quarter ending June 2018	6,259	→
Quarter ending September 2018	6,320	→
Quarter ending December 2018	6,285	→
Quarter ending March 2019	6,262	→
Variance since March 2018	0.4%	→



ACTIVITY



Adjusted Scheduled Activity (UDA)		
Month	2018	2019
April	0	0
May	182	396
June	1,138	1,583
July	2,726	3,525
August	3,913	3,731
September	5,724	4,944
October	6,489	6,910
November	7,374	7,963
December	8,221	8,693
January	9,693	10,395
February	10,994	11,679
March	12,384	13,036
April	13,422	
May	14,872	
June	14,897	

QUALITY

	Quantity	Base Number	Contract	AT	Region	England
% of FP17s for the same patient ID Re-attending within 3 months - Children	132	1,732	7.6%	8.9%	11.3%	11.8%
% of FP17s for the same patient ID Re-attending within 3 months - Adults	849	6,794	12.5%	13.1%	15.4%	15.7%
% of FP17s for the same patient ID Re-attending between 3 & 9 months - Children	898	1,732	51.8%	62.1%	61.3%	58.9%
% of FP17s for the same patient ID Re-attending between 3 & 9 months - Adults	3,755	6,794	55.3%	52.3%	52.1%	50.8%
% of FP17s for Band 1 Urgent Courses	387	7,236	5.3%	8.4%	9.5%	9.1%
% of FP17s Relating to Free Repair or Replacements	49	7,236	0.7%	0.7%	0.6%	0.8%
% of FP17s Relating to Continuations	48	7,236	0.7%	0.7%	0.8%	0.9%
% of Patients satisfied with the dentistry they have received	10	11	90.9%	93.4%	92.4%	92.5%
% of Patients satisfied with the time they had to wait for an appointment	8	11	72.7%	85.3%	86.3%	87.0%

* This is based on patients treated on this contract for their most recent course of treatment.

Figures in italics indicate the base number of FP17s or Patient Questionnaire responses are less than 100. N/A is shown where the base number of responses is less than 10 during the period. % is calculated as Quantity/Base number*100

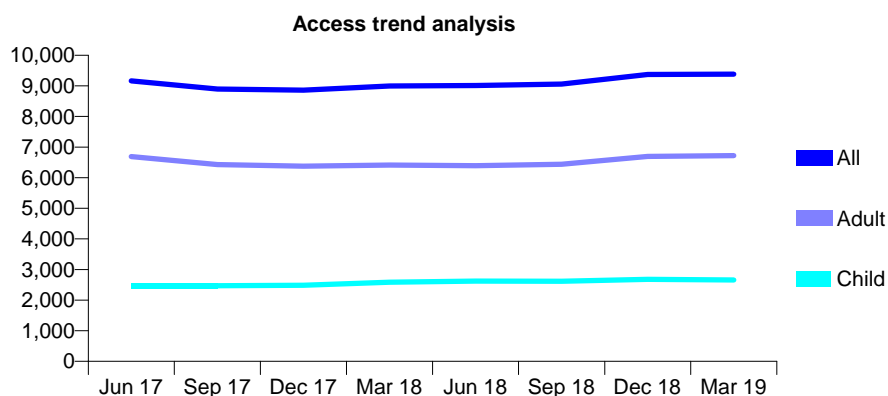
Q64 - Vital Signs At a Glance Contract Report for 199648/0001 - March 2019

Name or company name	opaleye & middlefell ltd
Contract type name	GDS Contract
Purpose of contract	General
Contract start date	06/09/2010
Contract end date	

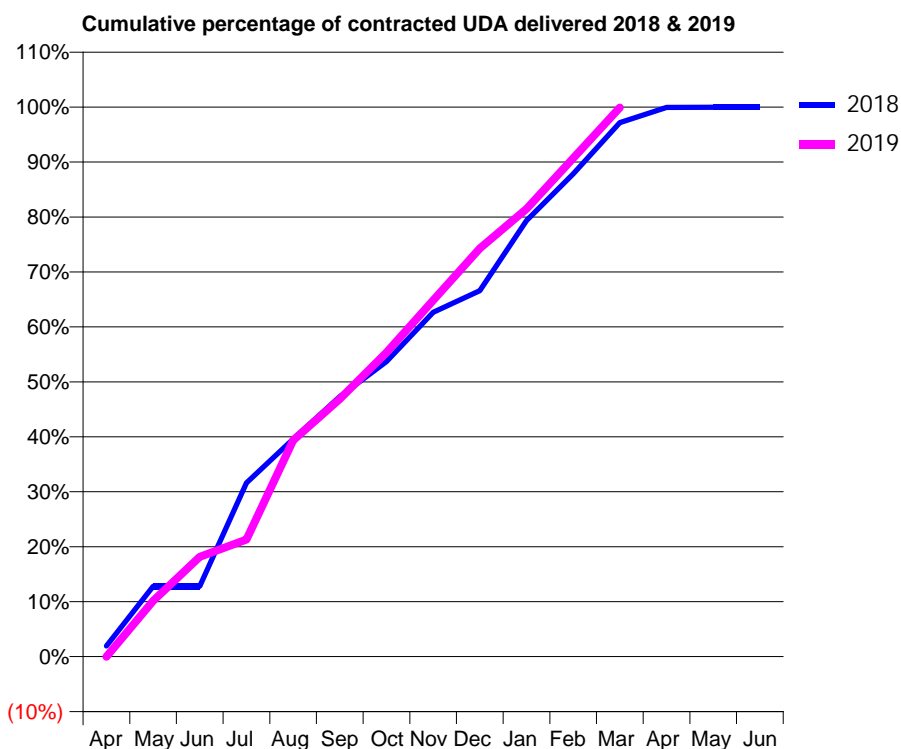
18/19 Contracted general activity (UDA)	24,000
Carry forward general activity (UDA)	10
18/19 Contracted orthodontic activity (UOA)	0
Carry forward orthodontic activity (UOA)	0
Baseline contract value	£614,323.39

ACCESS*

Patients seen in 24 months	Total	Change since previous quarter
Quarter ending March 2018	8,996	
Quarter ending June 2018	9,014	→
Quarter ending September 2018	9,057	→
Quarter ending December 2018	9,375	↑
Quarter ending March 2019	9,382	→
Variance since March 2018	4.3%	↑



ACTIVITY



Month	Adjusted Scheduled Activity (UDA)	
	2018	2019
April	480	-10
May	3,153	2,439
June	3,153	4,358
July	7,781	5,109
August	9,747	9,446
September	11,652	11,248
October	13,219	13,279
November	15,427	15,560
December	16,394	17,825
January	19,538	19,552
February	21,629	21,767
March	23,925	23,974
April	24,611	
May	24,614	
June	24,614	

QUALITY

	Quantity	Base Number	Contract	AT	Region	England
% of FP17s for the same patient ID Re-attending within 3 months - Children	264	4,154	6.4%	8.9%	11.3%	11.8%
% of FP17s for the same patient ID Re-attending within 3 months - Adults	1,264	8,159	15.5%	13.1%	15.4%	15.7%
% of FP17s for the same patient ID Re-attending between 3 & 9 months - Children	2,785	4,154	67.0%	62.1%	61.3%	58.9%
% of FP17s for the same patient ID Re-attending between 3 & 9 months - Adults	3,122	8,159	38.3%	52.3%	52.1%	50.8%
% of FP17s for Band 1 Urgent Courses	1,238	11,937	10.4%	8.4%	9.5%	9.1%
% of FP17s Relating to Free Repair or Replacements	101	11,937	0.8%	0.7%	0.6%	0.8%
% of FP17s Relating to Continuations	156	11,937	1.3%	0.7%	0.8%	0.9%
% of Patients satisfied with the dentistry they have received	12	12	100.0%	93.4%	92.4%	92.5%
% of Patients satisfied with the time they had to wait for an appointment	12	12	100.0%	85.3%	86.3%	87.0%

* This is based on patients treated on this contract for their most recent course of treatment. Figures in italics indicate the base number of FP17s or Patient Questionnaire responses are less than 100. N/A is shown where the base number of responses is less than 10 during the period. % is calculated as Quantity/Base number*100

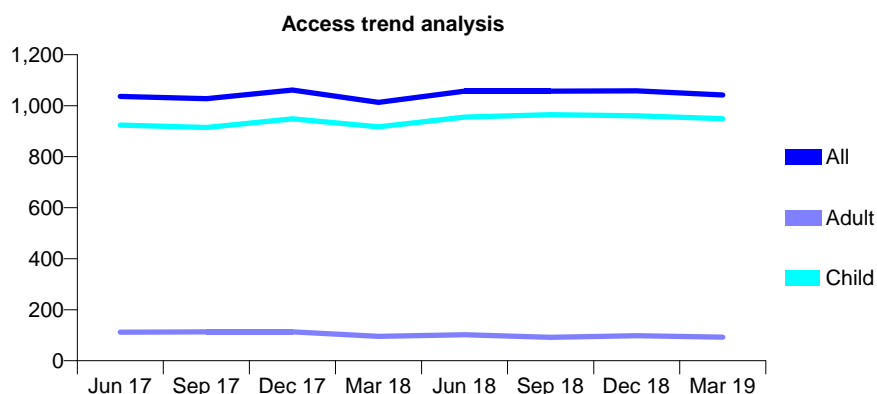
Q64 - Vital Signs At a Glance Contract Report for 233544/0001 - March 2019

Name or company name	MR D LYONS
Contract type name	GDS Contract
Purpose of contract	General and Orthodontic
Contract start date	01/03/2008
Contract end date	

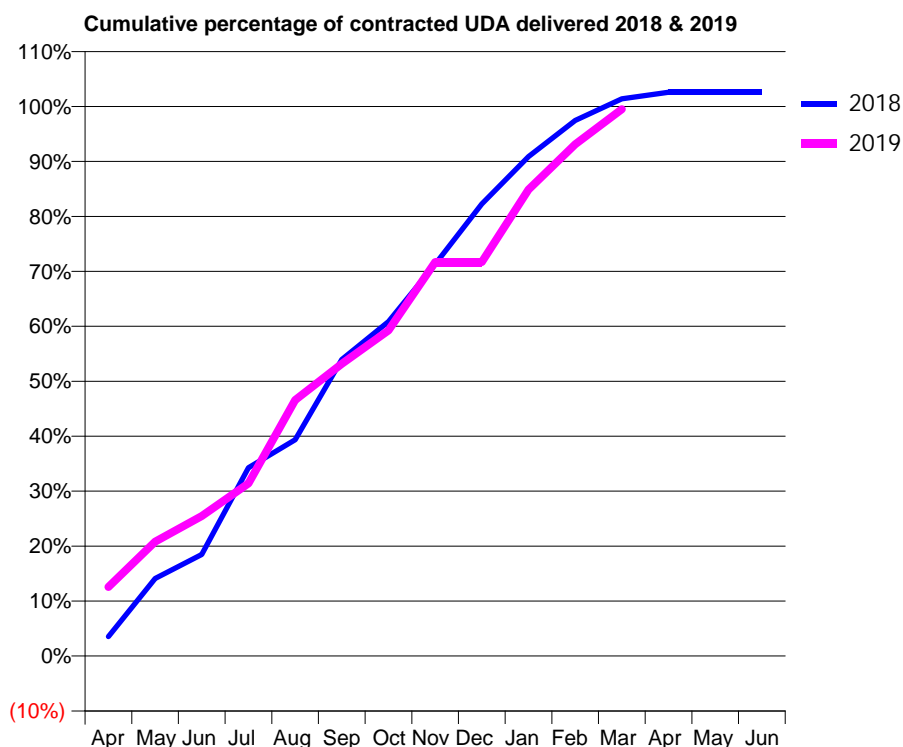
18/19 Contracted general activity (UDA)	2,099
Carry forward general activity (UDA)	-38
18/19 Contracted orthodontic activity (UOA)	1,002
Carry forward orthodontic activity (UOA)	0
Baseline contract value	£123,282.74

ACCESS*

Patients seen in 24 months	Total	Change since previous quarter
Quarter ending March 2018	1,013	
Quarter ending June 2018	1,057	↑
Quarter ending September 2018	1,057	→
Quarter ending December 2018	1,058	→
Quarter ending March 2019	1,042	↓
Variance since March 2018	2.9%	↑



ACTIVITY



Month	Adjusted Scheduled Activity (UDA)	
	2018	2019
April	67	263
May	270	437
June	353	534
July	654	659
August	752	978
September	1,030	1,116
October	1,162	1,244
November	1,361	1,504
December	1,570	1,504
January	1,735	1,782
February	1,861	1,955
March	1,935	2,089
April	1,959	
May	1,959	
June	1,959	

QUALITY

	Quantity	Base Number	Contract	AT	Region	England
% of FP17s for the same patient ID Re-attending within 3 months - Children	156	1,615	9.7%	8.9%	11.3%	11.8%
% of FP17s for the same patient ID Re-attending within 3 months - Adults	2	36	5.6%	13.1%	15.4%	15.7%
% of FP17s for the same patient ID Re-attending between 3 & 9 months - Children	873	1,615	54.1%	62.1%	61.3%	58.9%
% of FP17s for the same patient ID Re-attending between 3 & 9 months - Adults	22	36	61.1%	52.3%	52.1%	50.8%
% of FP17s for Band 1 Urgent Courses	78	1,453	5.4%	8.4%	9.5%	9.1%
% of FP17s Relating to Free Repair or Replacements	1	1,453	0.1%	0.7%	0.6%	0.8%
% of FP17s Relating to Continuations	7	1,453	0.5%	0.7%	0.8%	0.9%
% of Patients satisfied with the dentistry they have received	0	0	N/A	93.4%	92.4%	92.5%
% of Patients satisfied with the time they had to wait for an appointment	0	0	N/A	85.3%	86.3%	87.0%

* This is based on patients treated on this contract for their most recent course of treatment.

Figures in italics indicate the base number of FP17s or Patient Questionnaire responses are less than 100. N/A is shown where the base number of responses is less than 10 during the period. % is calculated as Quantity/Base number*100

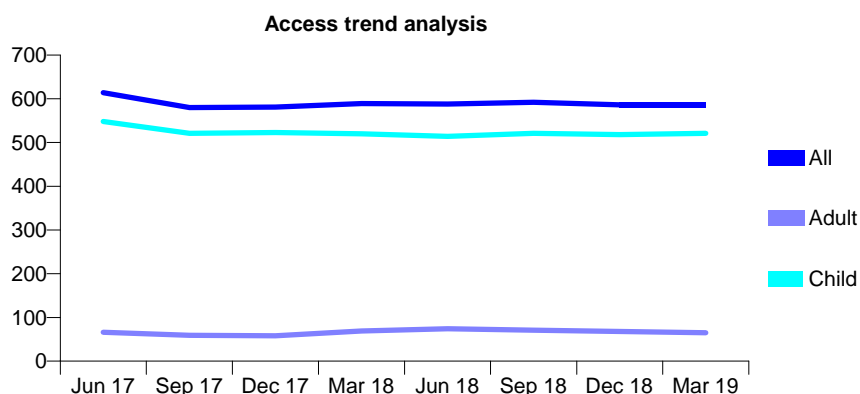
Q64 - Vital Signs At a Glance Contract Report for 235997/0001 - March 2019

Name or company name	MR MJ BASSETT-CROSS
Contract type name	GDS Contract
Purpose of contract	General and Orthodontic
Contract start date	01/04/2006
Contract end date	

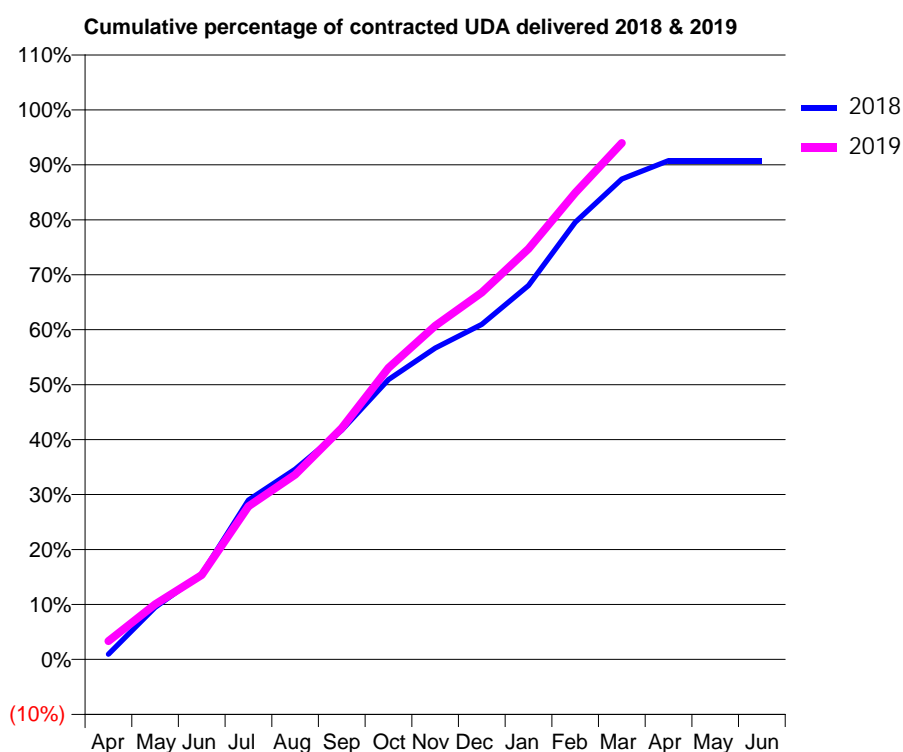
18/19 Contracted general activity (UDA)	1,350
Carry forward general activity (UDA)	0
18/19 Contracted orthodontic activity (UOA)	837
Carry forward orthodontic activity (UOA)	0
Baseline contract value	£89,857.51

ACCESS*

Patients seen in 24 months	Total	Change since previous quarter
Quarter ending March 2018	589	
Quarter ending June 2018	588	→
Quarter ending September 2018	592	→
Quarter ending December 2018	586	↓
Quarter ending March 2019	586	→
Variance since March 2018	(0.5%)	→



ACTIVITY



Month	2018	2019
April	13	45
May	128	135
June	210	208
July	391	376
August	467	454
September	563	568
October	687	716
November	765	820
December	823	901
January	918	1,009
February	1,074	1,146
March	1,180	1,268
April	1,225	
May	1,225	
June	1,225	

QUALITY

	Quantity	Base Number	Contract	AT	Region	England
% of FP17s for the same patient ID Re-attending within 3 months - Children	72	984	7.3%	8.9%	11.3%	11.8%
% of FP17s for the same patient ID Re-attending within 3 months - Adults	0	0	N/A	13.1%	15.4%	15.7%
% of FP17s for the same patient ID Re-attending between 3 & 9 months - Children	481	984	48.9%	62.1%	61.3%	58.9%
% of FP17s for the same patient ID Re-attending between 3 & 9 months - Adults	0	0	N/A	52.3%	52.1%	50.8%
% of FP17s for Band 1 Urgent Courses	22	893	2.5%	8.4%	9.5%	9.1%
% of FP17s Relating to Free Repair or Replacements	0	893	0.0%	0.7%	0.6%	0.8%
% of FP17s Relating to Continuations	4	893	0.4%	0.7%	0.8%	0.9%
% of Patients satisfied with the dentistry they have received	0	0	N/A	93.4%	92.4%	92.5%
% of Patients satisfied with the time they had to wait for an appointment	0	0	N/A	85.3%	86.3%	87.0%

* This is based on patients treated on this contract for their most recent course of treatment. Figures in italics indicate the base number of FP17s or Patient Questionnaire responses are less than 100. N/A is shown where the base number of responses is less than 10 during the period. % is calculated as Quantity/Base number*100

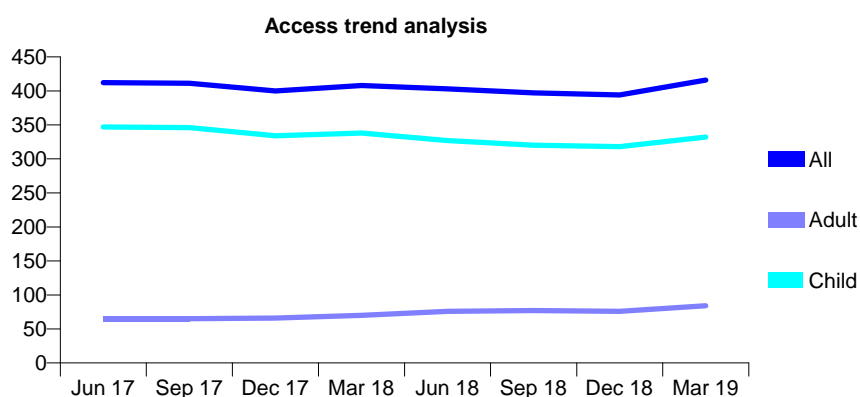
Q64 - Vital Signs At a Glance Contract Report for 237876/0001 - March 2019

Name or company name	MRS L JAMES
Contract type name	GDS Contract
Purpose of contract	General
Contract start date	01/04/2006
Contract end date	

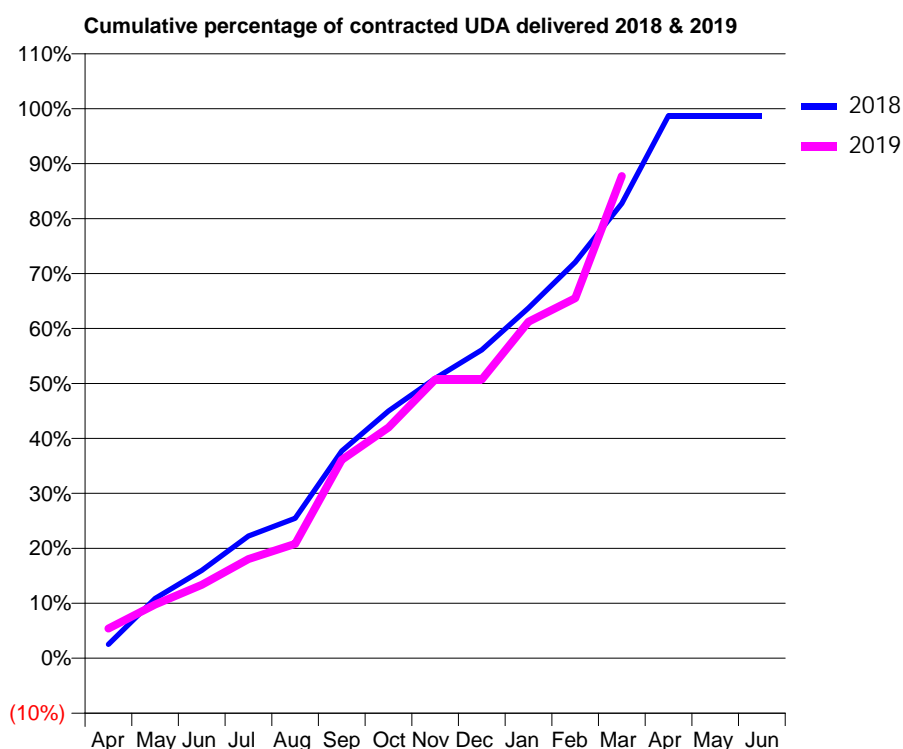
18/19 Contracted general activity (UDA)	870
Carry forward general activity (UDA)	11
18/19 Contracted orthodontic activity (UOA)	0
Carry forward orthodontic activity (UOA)	0
Baseline contract value	£21,730.61

ACCESS*

Patients seen in 24 months	Total	Change since previous quarter
Quarter ending March 2018	408	
Quarter ending June 2018	403	↓
Quarter ending September 2018	397	↓
Quarter ending December 2018	394	→
Quarter ending March 2019	416	↑
Variance since March 2018	2.0%	→



ACTIVITY



Adjusted Scheduled Activity (UDA)		
Month	2018	2019
April	22	47
May	95	85
June	139	116
July	193	157
August	222	181
September	328	314
October	391	365
November	443	441
December	488	441
January	555	533
February	627	570
March	720	763
April	859	
May	859	
June	859	

QUALITY

	Quantity	Base Number	Contract	AT	Region	England
% of FP17s for the same patient ID Re-attending within 3 months - Children	19	563	3.4%	8.9%	11.3%	11.8%
% of FP17s for the same patient ID Re-attending within 3 months - Adults	1	62	1.6%	13.1%	15.4%	15.7%
% of FP17s for the same patient ID Re-attending between 3 & 9 months - Children	385	563	68.4%	62.1%	61.3%	58.9%
% of FP17s for the same patient ID Re-attending between 3 & 9 months - Adults	35	62	56.5%	52.3%	52.1%	50.8%
% of FP17s for Band 1 Urgent Courses	13	584	2.2%	8.4%	9.5%	9.1%
% of FP17s Relating to Free Repair or Replacements	0	584	0.0%	0.7%	0.6%	0.8%
% of FP17s Relating to Continuations	0	584	0.0%	0.7%	0.8%	0.9%
% of Patients satisfied with the dentistry they have received	0	0	N/A	93.4%	92.4%	92.5%
% of Patients satisfied with the time they had to wait for an appointment	0	0	N/A	85.3%	86.3%	87.0%

* This is based on patients treated on this contract for their most recent course of treatment.

Figures in italics indicate the base number of FP17s or Patient Questionnaire responses are less than 100. N/A is shown where the base number of responses is less than 10 during the period. % is calculated as Quantity/Base number*100

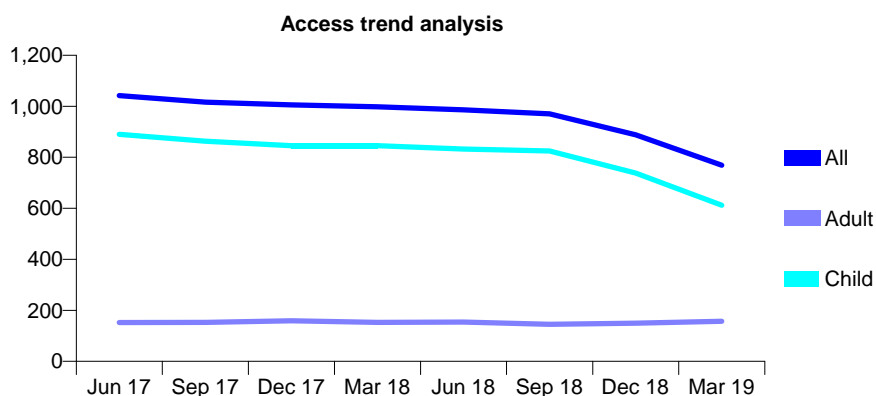
Q64 - Vital Signs At a Glance Contract Report for 239488/0001 - March 2019

Name or company name	MR JC HOUSE
Contract type name	GDS Contract
Purpose of contract	General
Contract start date	01/04/2006
Contract end date	31/01/2019

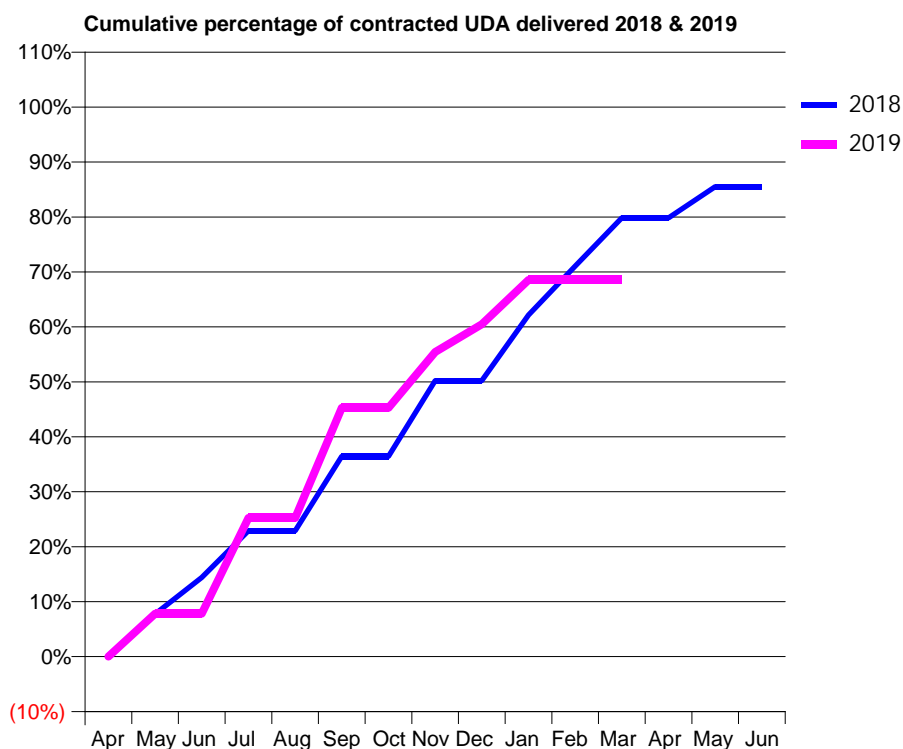
18/19 Contracted general activity (UDA)	2,083
Carry forward general activity (UDA)	0
18/19 Contracted orthodontic activity (UOA)	0
Carry forward orthodontic activity (UOA)	0
Baseline contract value	£44,573.53

ACCESS*

Patients seen in 24 months	Total	Change since previous quarter
Quarter ending March 2018	998	
Quarter ending June 2018	986	↓
Quarter ending September 2018	970	↓
Quarter ending December 2018	888	↓
Quarter ending March 2019	769	↓
Variance since March 2018	(22.9%)	↓



ACTIVITY



Month	Adjusted Scheduled Activity (UDA)	
	2018	2019
April	0	0
May	194	163
June	360	163
July	573	525
August	573	525
September	911	943
October	911	943
November	1,256	1,155
December	1,256	1,260
January	1,554	1,428
February	1,777	1,428
March	1,996	1,428
April	1,996	
May	2,138	
June	2,138	

QUALITY

	Quantity	Base Number	Contract	AT	Region	England
% of FP17s for the same patient ID Re-attending within 3 months - Children	105	1,126	9.3%	8.9%	11.3%	11.8%
% of FP17s for the same patient ID Re-attending within 3 months - Adults	9	67	13.4%	13.1%	15.4%	15.7%
% of FP17s for the same patient ID Re-attending between 3 & 9 months - Children	807	1,126	71.7%	62.1%	61.3%	58.9%
% of FP17s for the same patient ID Re-attending between 3 & 9 months - Adults	46	67	68.7%	52.3%	52.1%	50.8%
% of FP17s for Band 1 Urgent Courses	28	1,075	2.6%	8.4%	9.5%	9.1%
% of FP17s Relating to Free Repair or Replacements	0	1,075	0.0%	0.7%	0.6%	0.8%
% of FP17s Relating to Continuations	0	1,075	0.0%	0.7%	0.8%	0.9%
% of Patients satisfied with the dentistry they have received	0	0	N/A	93.4%	92.4%	92.5%
% of Patients satisfied with the time they had to wait for an appointment	0	0	N/A	85.3%	86.3%	87.0%

* This is based on patients treated on this contract for their most recent course of treatment. Figures in italics indicate the base number of FP17s or Patient Questionnaire responses are less than 100. N/A is shown where the base number of responses is less than 10 during the period. % is calculated as Quantity/Base number*100

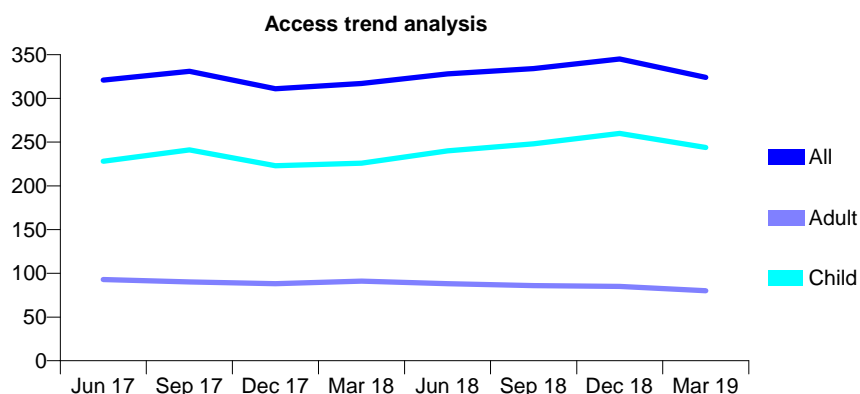
Q64 - Vital Signs At a Glance Contract Report for 246247/0001 - March 2019

Name or company name	MR JA ANDERSON
Contract type name	GDS Contract
Purpose of contract	General
Contract start date	01/04/2006
Contract end date	

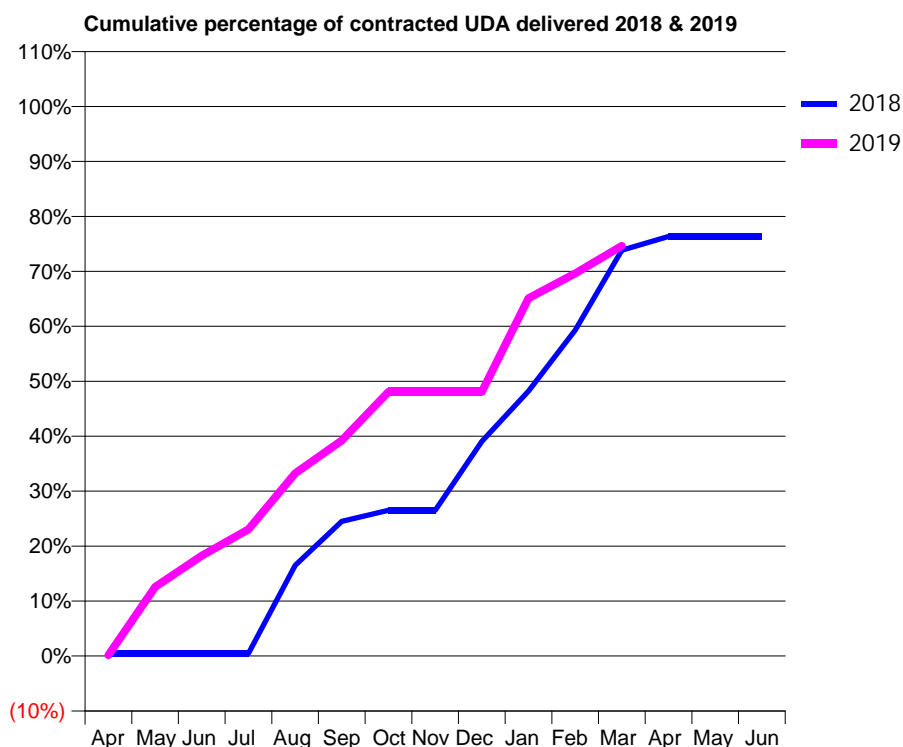
18/19 Contracted general activity (UDA)	600
Carry forward general activity (UDA)	0
18/19 Contracted orthodontic activity (UOA)	0
Carry forward orthodontic activity (UOA)	0
Baseline contract value	£13,992.90

ACCESS*

Patients seen in 24 months	Total	Change since previous quarter
Quarter ending March 2018	317	
Quarter ending June 2018	328	↑
Quarter ending September 2018	334	→
Quarter ending December 2018	345	↑
Quarter ending March 2019	324	↓
Variance since March 2018	2.2%	↑



ACTIVITY



Month	Adjusted Scheduled Activity (UDA)	
	2018	2019
April	3	1
May	3	75
June	3	109
July	3	138
August	99	199
September	147	235
October	159	288
November	159	288
December	234	288
January	289	391
February	356	418
March	443	448
April	458	
May	458	
June	458	

QUALITY

	Quantity	Base Number	Contract	AT	Region	England
% of FP17s for the same patient ID Re-attending within 3 months - Children	7	300	2.3%	8.9%	11.3%	11.8%
% of FP17s for the same patient ID Re-attending within 3 months - Adults	3	55	5.5%	13.1%	15.4%	15.7%
% of FP17s for the same patient ID Re-attending between 3 & 9 months - Children	142	300	47.3%	62.1%	61.3%	58.9%
% of FP17s for the same patient ID Re-attending between 3 & 9 months - Adults	27	55	49.1%	52.3%	52.1%	50.8%
% of FP17s for Band 1 Urgent Courses	4	339	1.2%	8.4%	9.5%	9.1%
% of FP17s Relating to Free Repair or Replacements	0	339	0.0%	0.7%	0.6%	0.8%
% of FP17s Relating to Continuations	0	339	0.0%	0.7%	0.8%	0.9%
% of Patients satisfied with the dentistry they have received	0	0	N/A	93.4%	92.4%	92.5%
% of Patients satisfied with the time they had to wait for an appointment	0	0	N/A	85.3%	86.3%	87.0%

* This is based on patients treated on this contract for their most recent course of treatment. Figures in italics indicate the base number of FP17s or Patient Questionnaire responses are less than 100. N/A is shown where the base number of responses is less than 10 during the period. % is calculated as Quantity/Base number*100

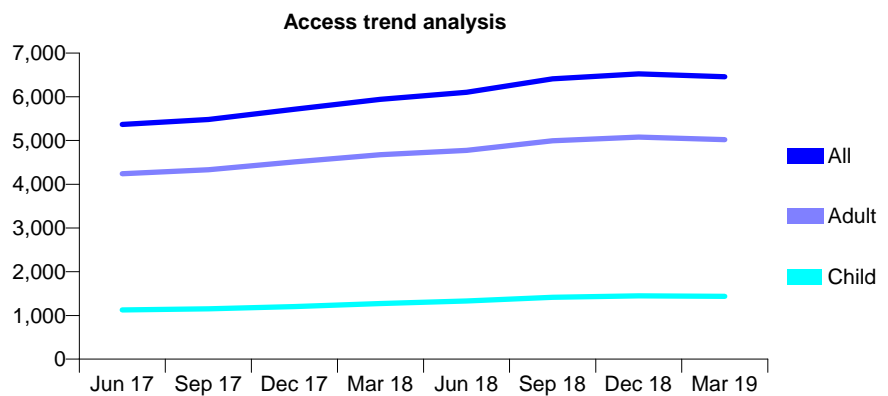
Q64 - Vital Signs At a Glance Contract Report for 258784/0001 - March 2019

Name or company name	MR SS SANGHERA
Contract type name	GDS Contract
Purpose of contract	General
Contract start date	01/12/2007
Contract end date	

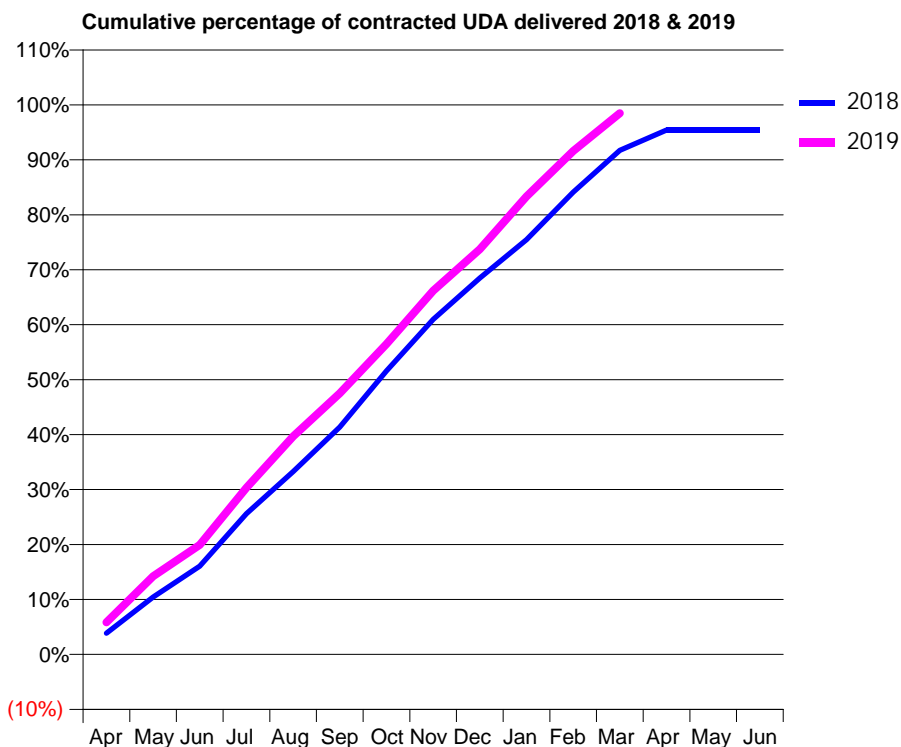
18/19 Contracted general activity (UDA)	17,500
Carry forward general activity (UDA)	0
18/19 Contracted orthodontic activity (UOA)	0
Carry forward orthodontic activity (UOA)	0
Baseline contract value	£430,403.99

ACCESS*

Patients seen in 24 months	Total	Change since previous quarter
Quarter ending March 2018	5,944	
Quarter ending June 2018	6,106	↑
Quarter ending September 2018	6,411	↑
Quarter ending December 2018	6,525	→
Quarter ending March 2019	6,458	↓
Variance since March 2018	8.6%	↑



ACTIVITY



Month	2018	2019
April	677	1,022
May	1,828	2,489
June	2,812	3,488
July	4,483	5,312
August	5,823	6,945
September	7,240	8,315
October	9,030	9,884
November	10,670	11,585
December	11,984	12,898
January	13,205	14,587
February	14,721	16,028
March	16,049	17,237
April	16,697	
May	16,699	
June	16,702	

QUALITY

	Quantity	Base Number	Contract	AT	Region	England
% of FP17s for the same patient ID Re-attending within 3 months - Children	101	2,151	4.7%	8.9%	11.3%	11.8%
% of FP17s for the same patient ID Re-attending within 3 months - Adults	725	7,295	9.9%	13.1%	15.4%	15.7%
% of FP17s for the same patient ID Re-attending between 3 & 9 months - Children	1,313	2,151	61.0%	62.1%	61.3%	58.9%
% of FP17s for the same patient ID Re-attending between 3 & 9 months - Adults	4,457	7,295	61.1%	52.3%	52.1%	50.8%
% of FP17s for Band 1 Urgent Courses	585	9,121	6.4%	8.4%	9.5%	9.1%
% of FP17s Relating to Free Repair or Replacements	20	9,121	0.2%	0.7%	0.6%	0.8%
% of FP17s Relating to Continuations	64	9,121	0.7%	0.7%	0.8%	0.9%
% of Patients satisfied with the dentistry they have received	4	5	N/A	93.4%	92.4%	92.5%
% of Patients satisfied with the time they had to wait for an appointment	4	5	N/A	85.3%	86.3%	87.0%

* This is based on patients treated on this contract for their most recent course of treatment. Figures in italics indicate the base number of FP17s or Patient Questionnaire responses are less than 100. N/A is shown where the base number of responses is less than 10 during the period. % is calculated as Quantity/Base number*100

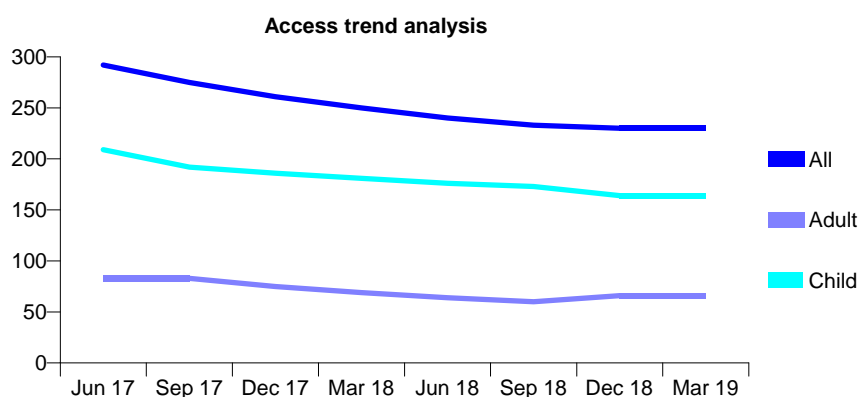
Q64 - Vital Signs At a Glance Contract Report for 262579/0001 - March 2019

Name or company name	Charlton Park Dental Practice
Contract type name	GDS Contract
Purpose of contract	General
Contract start date	10/09/2007
Contract end date	

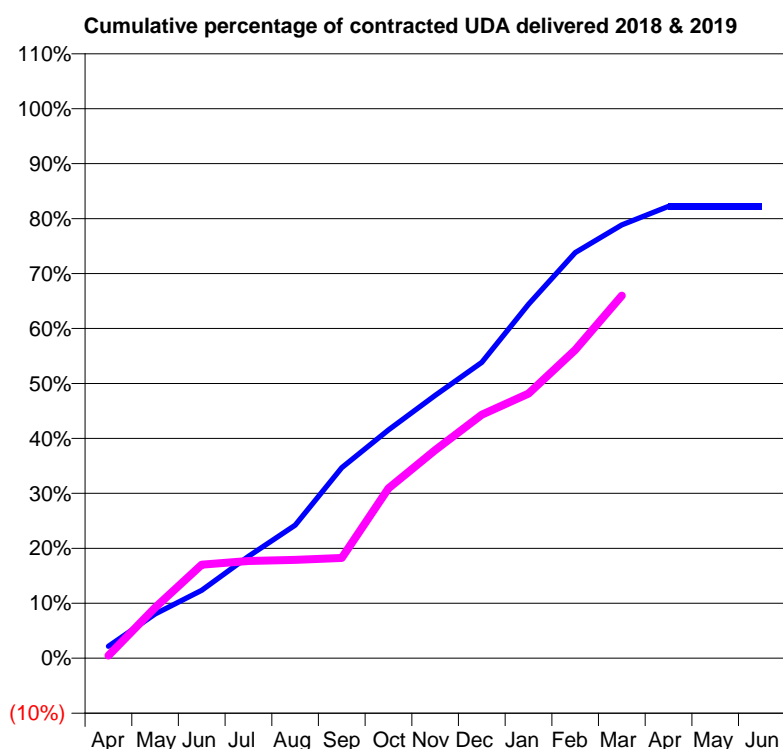
18/19 Contracted general activity (UDA)	600
Carry forward general activity (UDA)	0
18/19 Contracted orthodontic activity (UOA)	0
Carry forward orthodontic activity (UOA)	0
Baseline contract value	£15,181.83

ACCESS*

Patients seen in 24 months	Total	Change since previous quarter
Quarter ending March 2018	250	
Quarter ending June 2018	240	↓
Quarter ending September 2018	233	↓
Quarter ending December 2018	230	↓
Quarter ending March 2019	230	→
Variance since March 2018	(8.0%)	↓



ACTIVITY



Month	2018	2019
April	13	3
May	48	55
June	74	102
July	111	106
August	145	107
September	208	109
October	249	186
November	287	227
December	323	266
January	386	289
February	443	337
March	473	396
April	493	
May	493	
June	493	

QUALITY

	Quantity	Base Number	Contract	AT	Region	England
% of FP17s for the same patient ID Re-attending within 3 months - Children	16	255	6.3%	8.9%	11.3%	11.8%
% of FP17s for the same patient ID Re-attending within 3 months - Adults	3	48	6.3%	13.1%	15.4%	15.7%
% of FP17s for the same patient ID Re-attending between 3 & 9 months - Children	187	255	73.3%	62.1%	61.3%	58.9%
% of FP17s for the same patient ID Re-attending between 3 & 9 months - Adults	19	48	39.6%	52.3%	52.1%	50.8%
% of FP17s for Band 1 Urgent Courses	15	284	5.3%	8.4%	9.5%	9.1%
% of FP17s Relating to Free Repair or Replacements	0	284	0.0%	0.7%	0.6%	0.8%
% of FP17s Relating to Continuations	0	284	0.0%	0.7%	0.8%	0.9%
% of Patients satisfied with the dentistry they have received	0	0	N/A	93.4%	92.4%	92.5%
% of Patients satisfied with the time they had to wait for an appointment	0	0	N/A	85.3%	86.3%	87.0%

* This is based on patients treated on this contract for their most recent course of treatment.

Figures in italics indicate the base number of FP17s or Patient Questionnaire responses are less than 100. N/A is shown where the base number of responses is less than 10 during the period. % is calculated as Quantity/Base number*100

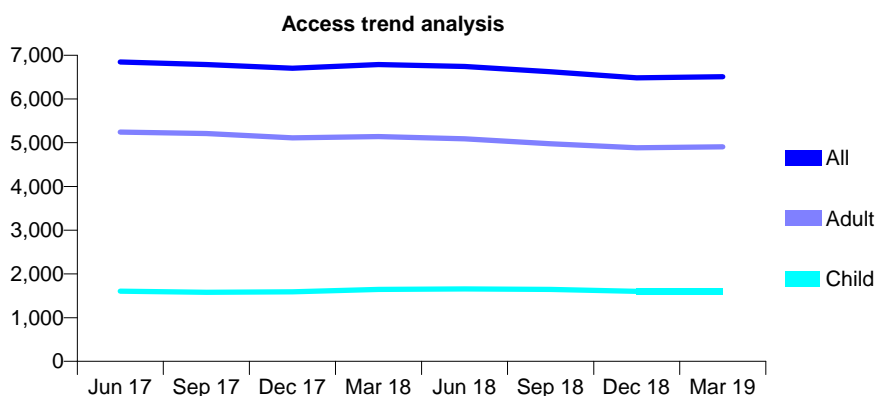
Q64 - Vital Signs At a Glance Contract Report for 270563/0003 - March 2019

Name or company name	MR RS DHARWAR
Contract type name	GDS Contract
Purpose of contract	General and Orthodontic
Contract start date	01/02/2014
Contract end date	

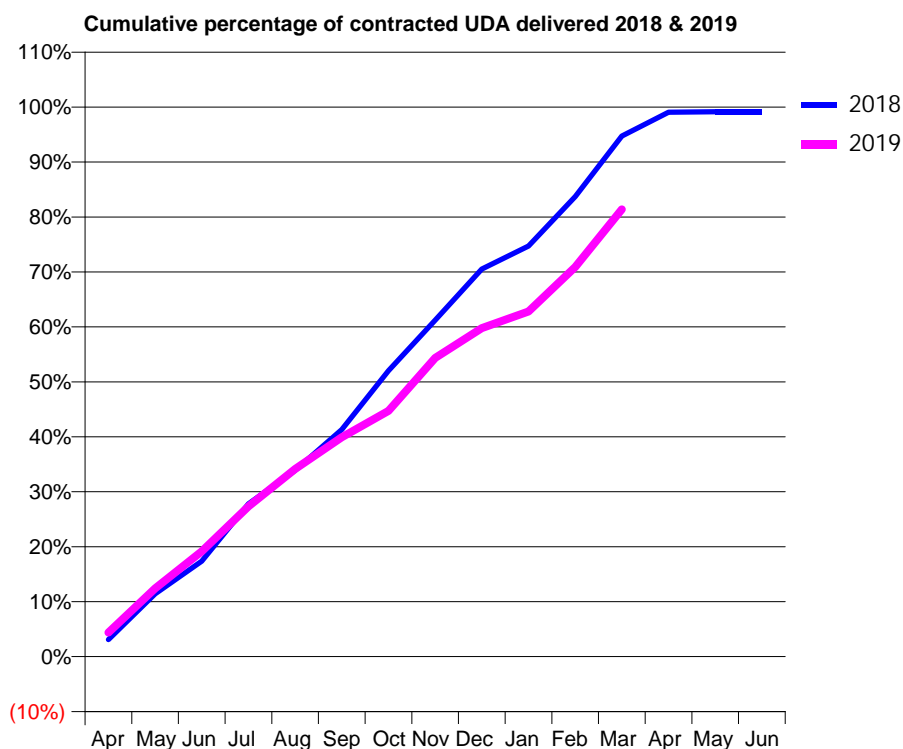
18/19 Contracted general activity (UDA)	19,451
Carry forward general activity (UDA)	168
18/19 Contracted orthodontic activity (UOA)	1,502
Carry forward orthodontic activity (UOA)	0
Baseline contract value	£580,070.32

ACCESS*

Patients seen in 24 months	Total	Change since previous quarter
Quarter ending March 2018	6,788	
Quarter ending June 2018	6,745	→
Quarter ending September 2018	6,623	↓
Quarter ending December 2018	6,483	↓
Quarter ending March 2019	6,509	→
Variance since March 2018	(4.1%)	↓



ACTIVITY



Month	Adjusted Scheduled Activity (UDA)	
	2018	2019
April	602	851
May	2,223	2,418
June	3,379	3,729
July	5,405	5,319
August	6,596	6,644
September	8,037	7,761
October	10,124	8,698
November	11,912	10,576
December	13,715	11,629
January	14,530	12,219
February	16,280	13,792
March	18,425	15,829
April	19,266	
May	19,283	
June	19,283	

QUALITY

	Quantity	Base Number	Contract	AT	Region	England
% of FP17s for the same patient ID Re-attending within 3 months - Children	123	2,436	5.0%	8.9%	11.3%	11.8%
% of FP17s for the same patient ID Re-attending within 3 months - Adults	861	7,134	12.1%	13.1%	15.4%	15.7%
% of FP17s for the same patient ID Re-attending between 3 & 9 months - Children	1,429	2,436	58.7%	62.1%	61.3%	58.9%
% of FP17s for the same patient ID Re-attending between 3 & 9 months - Adults	4,793	7,134	67.2%	52.3%	52.1%	50.8%
% of FP17s for Band 1 Urgent Courses	887	8,773	10.1%	8.4%	9.5%	9.1%
% of FP17s Relating to Free Repair or Replacements	27	8,773	0.3%	0.7%	0.6%	0.8%
% of FP17s Relating to Continuations	17	8,773	0.2%	0.7%	0.8%	0.9%
% of Patients satisfied with the dentistry they have received	4	4	N/A	93.4%	92.4%	92.5%
% of Patients satisfied with the time they had to wait for an appointment	2	4	N/A	85.3%	86.3%	87.0%

* This is based on patients treated on this contract for their most recent course of treatment. Figures in italics indicate the base number of FP17s or Patient Questionnaire responses are less than 100. N/A is shown where the base number of responses is less than 10 during the period. % is calculated as Quantity/Base number*100

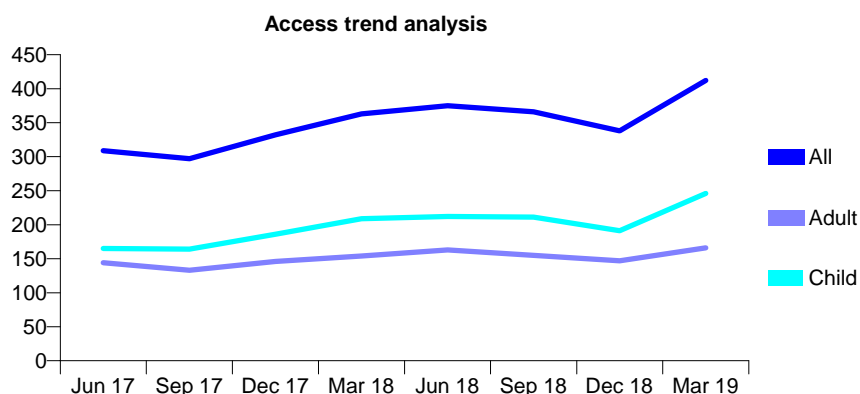
Q64 - Vital Signs At a Glance Contract Report for 272760/0001 - March 2019

Name or company name	MR BY CHAN
Contract type name	GDS Contract
Purpose of contract	General
Contract start date	16/12/2010
Contract end date	

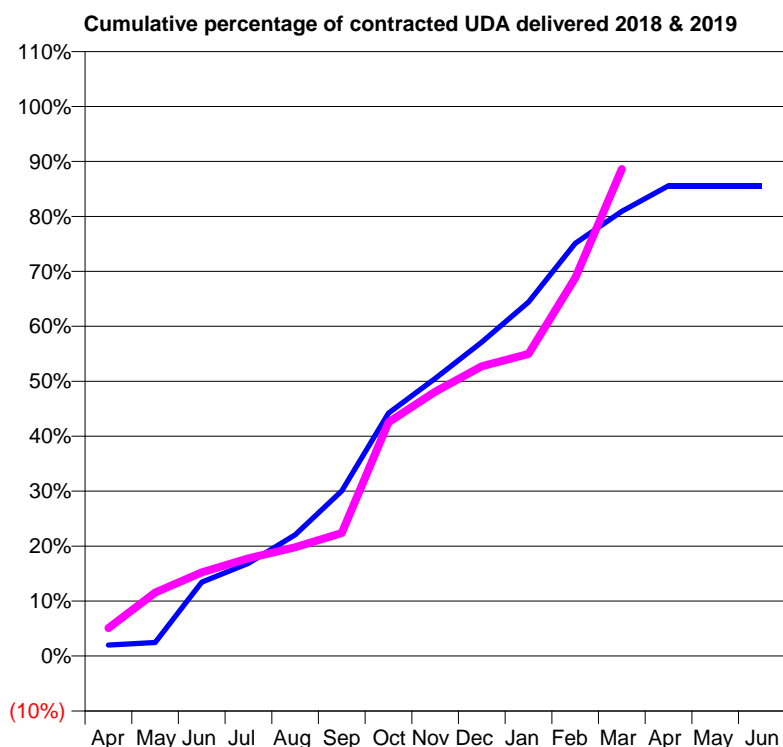
18/19 Contracted general activity (UDA)	850
Carry forward general activity (UDA)	0
18/19 Contracted orthodontic activity (UOA)	0
Carry forward orthodontic activity (UOA)	0
Baseline contract value	£18,084.36

ACCESS*

Patients seen in 24 months	Total	Change since previous quarter
Quarter ending March 2018	363	
Quarter ending June 2018	375	↑
Quarter ending September 2018	366	↓
Quarter ending December 2018	338	↓
Quarter ending March 2019	412	↑
Variance since March 2018	13.5%	↑



ACTIVITY



Month	Adjusted Scheduled Activity (UDA)	
	2018	2019
April	17	43
May	21	98
June	114	129
July	143	151
August	188	168
September	255	190
October	376	361
November	429	409
December	486	448
January	547	467
February	638	585
March	688	753
April	727	
May	727	
June	727	

QUALITY

	Quantity	Base Number	Contract	AT	Region	England
% of FP17s for the same patient ID Re-attending within 3 months - Children	6	290	2.1%	8.9%	11.3%	11.8%
% of FP17s for the same patient ID Re-attending within 3 months - Adults	9	176	5.1%	13.1%	15.4%	15.7%
% of FP17s for the same patient ID Re-attending between 3 & 9 months - Children	87	290	30.0%	62.1%	61.3%	58.9%
% of FP17s for the same patient ID Re-attending between 3 & 9 months - Adults	58	176	33.0%	52.3%	52.1%	50.8%
% of FP17s for Band 1 Urgent Courses	32	450	7.1%	8.4%	9.5%	9.1%
% of FP17s Relating to Free Repair or Replacements	1	450	0.2%	0.7%	0.6%	0.8%
% of FP17s Relating to Continuations	0	450	0.0%	0.7%	0.8%	0.9%
% of Patients satisfied with the dentistry they have received	6	6	N/A	93.4%	92.4%	92.5%
% of Patients satisfied with the time they had to wait for an appointment	6	6	N/A	85.3%	86.3%	87.0%

* This is based on patients treated on this contract for their most recent course of treatment. Figures in italics indicate the base number of FP17s or Patient Questionnaire responses are less than 100. N/A is shown where the base number of responses is less than 10 during the period. % is calculated as Quantity/Base number*100

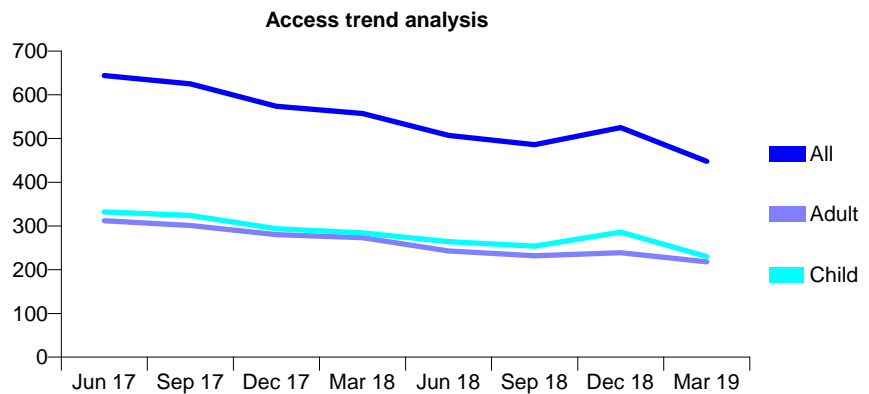
Q64 - Vital Signs At a Glance Contract Report for 272760/0002 - March 2019

Name or company name	MR BY CHAN
Contract type name	GDS Contract
Purpose of contract	General
Contract start date	16/12/2010
Contract end date	

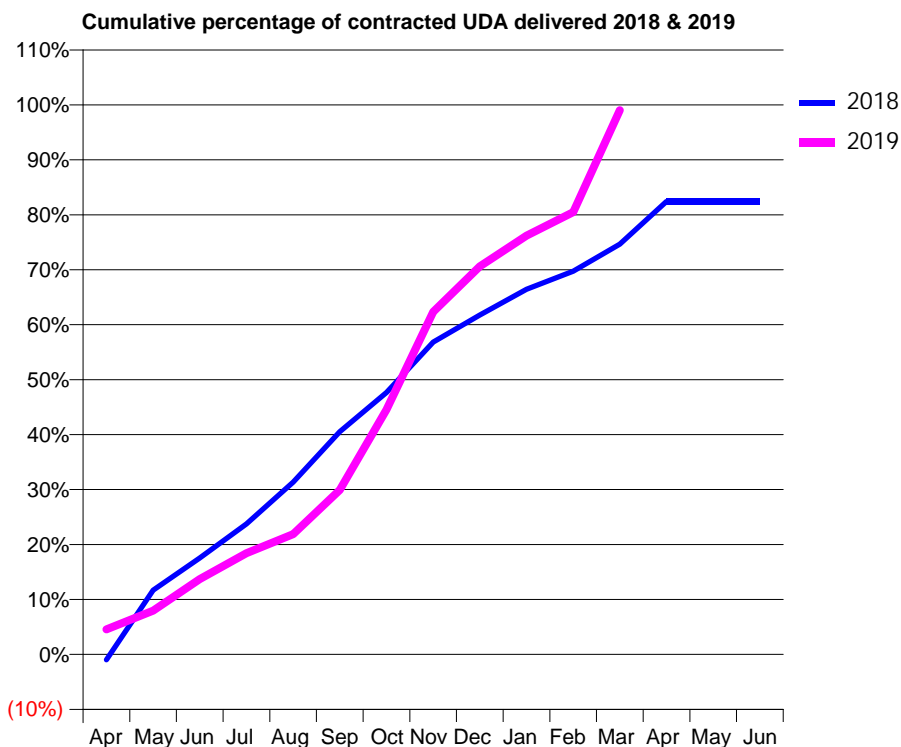
18/19 Contracted general activity (UDA)	1,300
Carry forward general activity (UDA)	0
18/19 Contracted orthodontic activity (UOA)	0
Carry forward orthodontic activity (UOA)	0
Baseline contract value	£31,901.44

ACCESS*

Patients seen in 24 months	Total	Change since previous quarter
Quarter ending March 2018	557	
Quarter ending June 2018	507	↓
Quarter ending September 2018	486	↓
Quarter ending December 2018	525	↑
Quarter ending March 2019	448	↓
Variance since March 2018	(19.6%)	↓



ACTIVITY



Month	Adjusted Scheduled Activity (UDA)	
	2018	2019
April	-13	59
May	152	104
June	228	178
July	309	240
August	407	285
September	527	389
October	620	579
November	739	810
December	803	918
January	864	990
February	906	1,046
March	970	1,287
April	1,072	
May	1,072	
June	1,072	

QUALITY

	Quantity	Base Number	Contract	AT	Region	England
% of FP17s for the same patient ID Re-attending within 3 months - Children	13	362	3.6%	8.9%	11.3%	11.8%
% of FP17s for the same patient ID Re-attending within 3 months - Adults	16	220	7.3%	13.1%	15.4%	15.7%
% of FP17s for the same patient ID Re-attending between 3 & 9 months - Children	136	362	37.6%	62.1%	61.3%	58.9%
% of FP17s for the same patient ID Re-attending between 3 & 9 months - Adults	62	220	28.2%	52.3%	52.1%	50.8%
% of FP17s for Band 1 Urgent Courses	33	535	6.2%	8.4%	9.5%	9.1%
% of FP17s Relating to Free Repair or Replacements	0	535	0.0%	0.7%	0.6%	0.8%
% of FP17s Relating to Continuations	2	535	0.4%	0.7%	0.8%	0.9%
% of Patients satisfied with the dentistry they have received	3	3	N/A	93.4%	92.4%	92.5%
% of Patients satisfied with the time they had to wait for an appointment	2	3	N/A	85.3%	86.3%	87.0%

* This is based on patients treated on this contract for their most recent course of treatment. Figures in italics indicate the base number of FP17s or Patient Questionnaire responses are less than 100. N/A is shown where the base number of responses is less than 10 during the period. % is calculated as Quantity/Base number*100

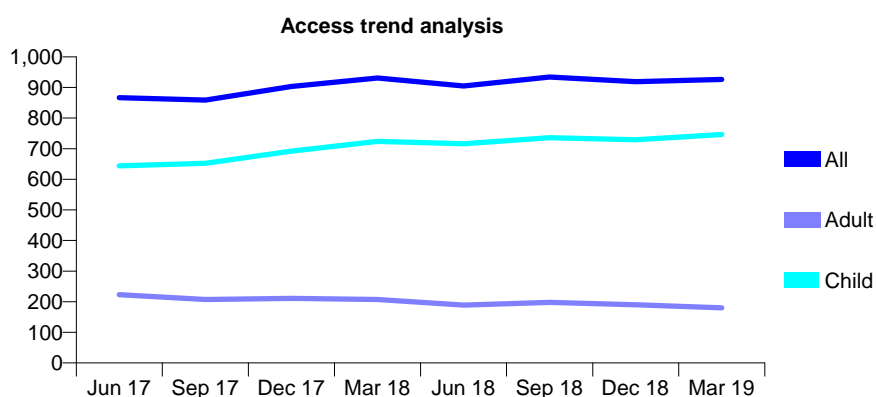
Q64 - Vital Signs At a Glance Contract Report for 272795/0001 - March 2019

Name or company name	MR MF ISAACS
Contract type name	GDS Contract
Purpose of contract	General
Contract start date	07/02/2007
Contract end date	

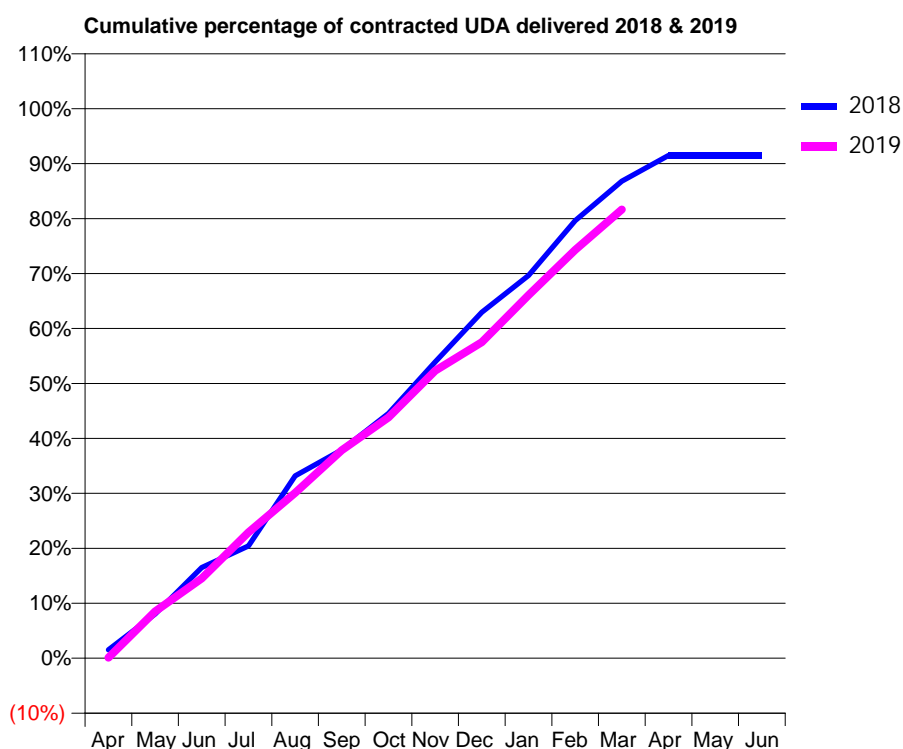
18/19 Contracted general activity (UDA)	2,000
Carry forward general activity (UDA)	0
18/19 Contracted orthodontic activity (UOA)	0
Carry forward orthodontic activity (UOA)	0
Baseline contract value	£40,488.45

ACCESS*

Patients seen in 24 months	Total	Change since previous quarter
Quarter ending March 2018	931	
Quarter ending June 2018	905	↓
Quarter ending September 2018	934	↑
Quarter ending December 2018	919	↓
Quarter ending March 2019	926	→
Variance since March 2018	(0.5%)	→



ACTIVITY



Month	Adjusted Scheduled Activity (UDA)	
	2018	2019
April	31	2
May	161	171
June	330	291
July	409	458
August	664	602
September	758	757
October	891	876
November	1,079	1,047
December	1,259	1,150
January	1,393	1,321
February	1,593	1,486
March	1,736	1,633
April	1,830	
May	1,830	
June	1,830	

QUALITY

	Quantity	Base Number	Contract	AT	Region	England
% of FP17s for the same patient ID Re-attending within 3 months - Children	69	1,058	6.5%	8.9%	11.3%	11.8%
% of FP17s for the same patient ID Re-attending within 3 months - Adults	22	164	13.4%	13.1%	15.4%	15.7%
% of FP17s for the same patient ID Re-attending between 3 & 9 months - Children	619	1,058	58.5%	62.1%	61.3%	58.9%
% of FP17s for the same patient ID Re-attending between 3 & 9 months - Adults	79	164	48.2%	52.3%	52.1%	50.8%
% of FP17s for Band 1 Urgent Courses	84	1,157	7.3%	8.4%	9.5%	9.1%
% of FP17s Relating to Free Repair or Replacements	0	1,157	0.0%	0.7%	0.6%	0.8%
% of FP17s Relating to Continuations	12	1,157	1.0%	0.7%	0.8%	0.9%
% of Patients satisfied with the dentistry they have received	1	1	N/A	93.4%	92.4%	92.5%
% of Patients satisfied with the time they had to wait for an appointment	1	1	N/A	85.3%	86.3%	87.0%

* This is based on patients treated on this contract for their most recent course of treatment.

Figures in italics indicate the base number of FP17s or Patient Questionnaire responses are less than 100. N/A is shown where the base number of responses is less than 10 during the period. % is calculated as Quantity/Base number*100

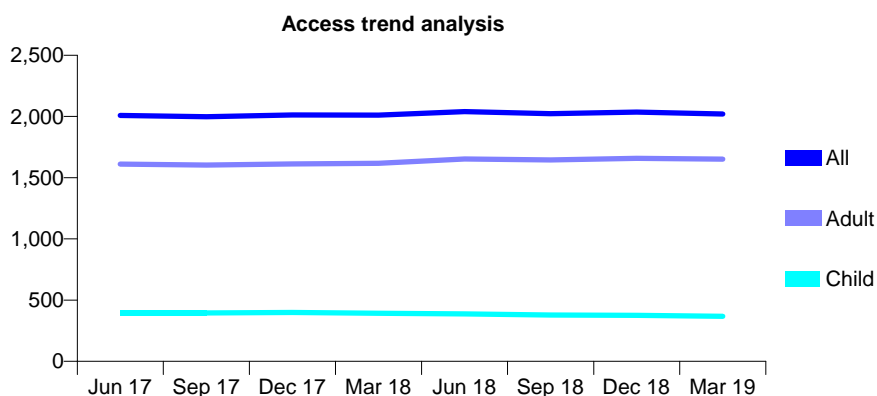
Q64 - Vital Signs At a Glance Contract Report for 303828/0001 - March 2019

Name or company name	MR J ROBSON
Contract type name	GDS Contract
Purpose of contract	General
Contract start date	01/04/2006
Contract end date	

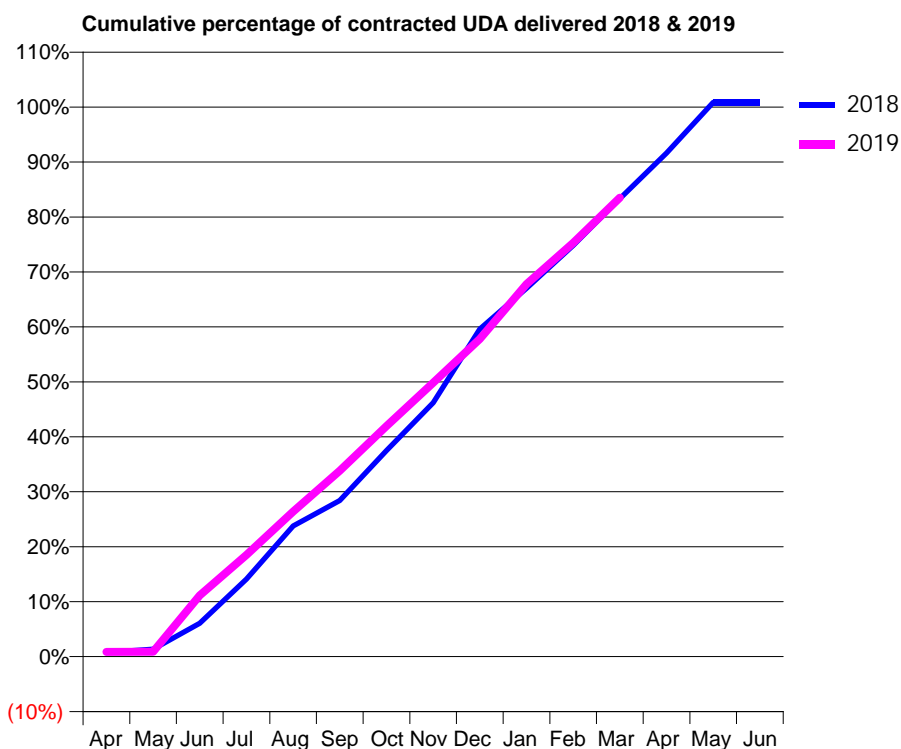
18/19 Contracted general activity (UDA)	6,039
Carry forward general activity (UDA)	-52
18/19 Contracted orthodontic activity (UOA)	0
Carry forward orthodontic activity (UOA)	0
Baseline contract value	£170,711.19

ACCESS*

Patients seen in 24 months	Total	Change since previous quarter
Quarter ending March 2018	2,011	
Quarter ending June 2018	2,040	→
Quarter ending September 2018	2,023	→
Quarter ending December 2018	2,035	→
Quarter ending March 2019	2,020	→
Variance since March 2018	0.4%	→



ACTIVITY



Month	Adjusted Scheduled Activity (UDA)	
	2018	2019
April	47	52
May	83	54
June	367	674
July	852	1,117
August	1,436	1,595
September	1,716	2,044
October	2,265	2,534
November	2,789	3,011
December	3,599	3,490
January	4,049	4,094
February	4,518	4,546
March	5,031	5,043
April	5,533	
May	6,092	
June	6,092	

QUALITY

	Quantity	Base Number	Contract	AT	Region	England
% of FP17s for the same patient ID Re-attending within 3 months - Children	31	615	5.0%	8.9%	11.3%	11.8%
% of FP17s for the same patient ID Re-attending within 3 months - Adults	430	2,796	15.4%	13.1%	15.4%	15.7%
% of FP17s for the same patient ID Re-attending between 3 & 9 months - Children	426	615	69.3%	62.1%	61.3%	58.9%
% of FP17s for the same patient ID Re-attending between 3 & 9 months - Adults	1,786	2,796	63.9%	52.3%	52.1%	50.8%
% of FP17s for Band 1 Urgent Courses	240	2,875	8.3%	8.4%	9.5%	9.1%
% of FP17s Relating to Free Repair or Replacements	49	2,875	1.7%	0.7%	0.6%	0.8%
% of FP17s Relating to Continuations	31	2,875	1.1%	0.7%	0.8%	0.9%
% of Patients satisfied with the dentistry they have received	4	4	N/A	93.4%	92.4%	92.5%
% of Patients satisfied with the time they had to wait for an appointment	4	4	N/A	85.3%	86.3%	87.0%

* This is based on patients treated on this contract for their most recent course of treatment. Figures in italics indicate the base number of FP17s or Patient Questionnaire responses are less than 100. N/A is shown where the base number of responses is less than 10 during the period. % is calculated as Quantity/Base number*100

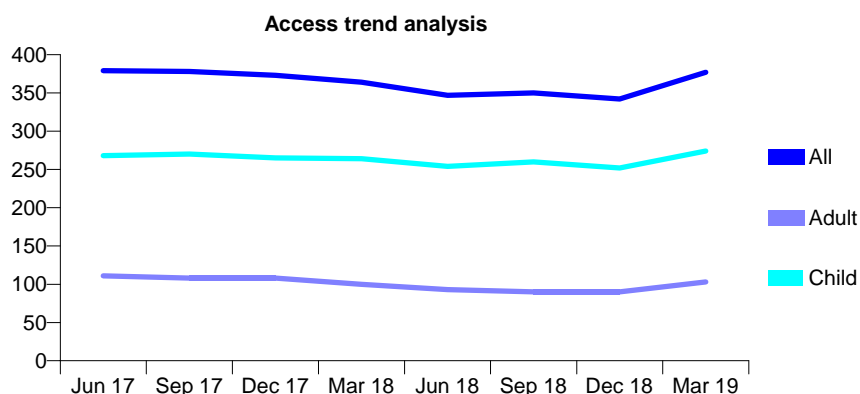
Q64 - Vital Signs At a Glance Contract Report for 308951/0001 - March 2019

Name or company name	Lovat House Dental Surgery
Contract type name	GDS Contract
Purpose of contract	General
Contract start date	01/04/2006
Contract end date	

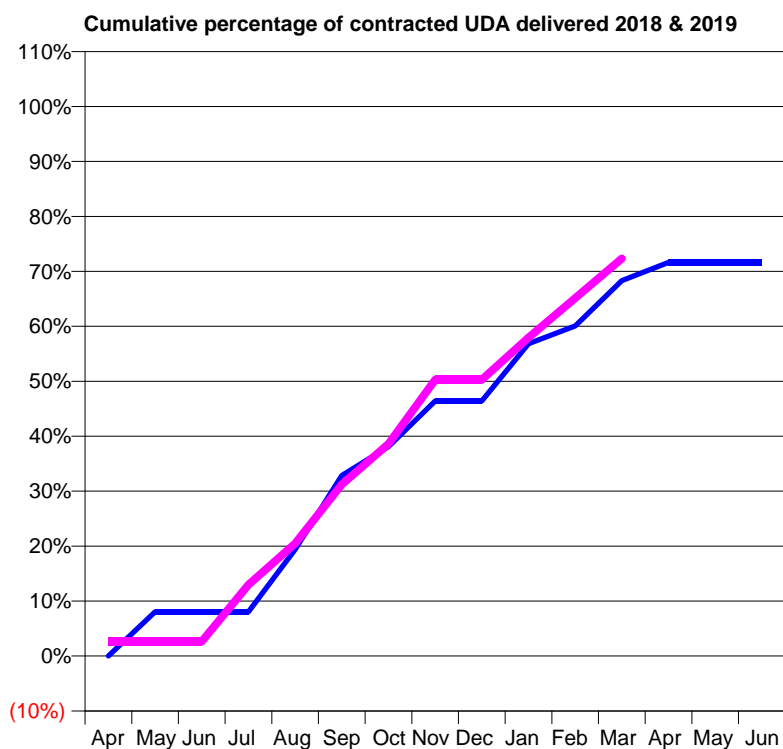
18/19 Contracted general activity (UDA)	723
Carry forward general activity (UDA)	0
18/19 Contracted orthodontic activity (UOA)	0
Carry forward orthodontic activity (UOA)	0
Baseline contract value	£15,700.91

ACCESS*

Patients seen in 24 months	Total	Change since previous quarter
Quarter ending March 2018	364	
Quarter ending June 2018	347	↓
Quarter ending September 2018	350	→
Quarter ending December 2018	342	↓
Quarter ending March 2019	377	↑
Variance since March 2018	3.6%	↑



ACTIVITY



Month	Adjusted Scheduled Activity (UDA)	
	2018	2019
April	0	19
May	58	19
June	58	19
July	58	94
August	140	148
September	237	226
October	276	279
November	336	364
December	336	364
January	411	419
February	434	471
March	494	523
April	518	
May	518	
June	518	

QUALITY

	Quantity	Base Number	Contract	AT	Region	England
% of FP17s for the same patient ID Re-attending within 3 months - Children	9	333	2.7%	8.9%	11.3%	11.8%
% of FP17s for the same patient ID Re-attending within 3 months - Adults	5	87	5.7%	13.1%	15.4%	15.7%
% of FP17s for the same patient ID Re-attending between 3 & 9 months - Children	155	333	46.5%	62.1%	61.3%	58.9%
% of FP17s for the same patient ID Re-attending between 3 & 9 months - Adults	38	87	43.7%	52.3%	52.1%	50.8%
% of FP17s for Band 1 Urgent Courses	15	400	3.8%	8.4%	9.5%	9.1%
% of FP17s Relating to Free Repair or Replacements	0	400	0.0%	0.7%	0.6%	0.8%
% of FP17s Relating to Continuations	1	400	0.3%	0.7%	0.8%	0.9%
% of Patients satisfied with the dentistry they have received	2	2	N/A	93.4%	92.4%	92.5%
% of Patients satisfied with the time they had to wait for an appointment	2	2	N/A	85.3%	86.3%	87.0%

* This is based on patients treated on this contract for their most recent course of treatment. Figures in italics indicate the base number of FP17s or Patient Questionnaire responses are less than 100. N/A is shown where the base number of responses is less than 10 during the period. % is calculated as Quantity/Base number*100

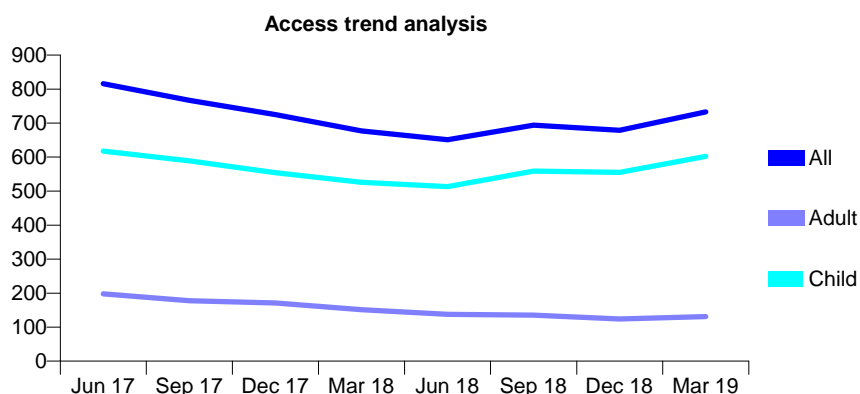
Q64 - Vital Signs At a Glance Contract Report for 320072/0001 - March 2019

Name or company name	Larkhall Dental Rooms
Contract type name	GDS Contract
Purpose of contract	General
Contract start date	01/04/2006
Contract end date	

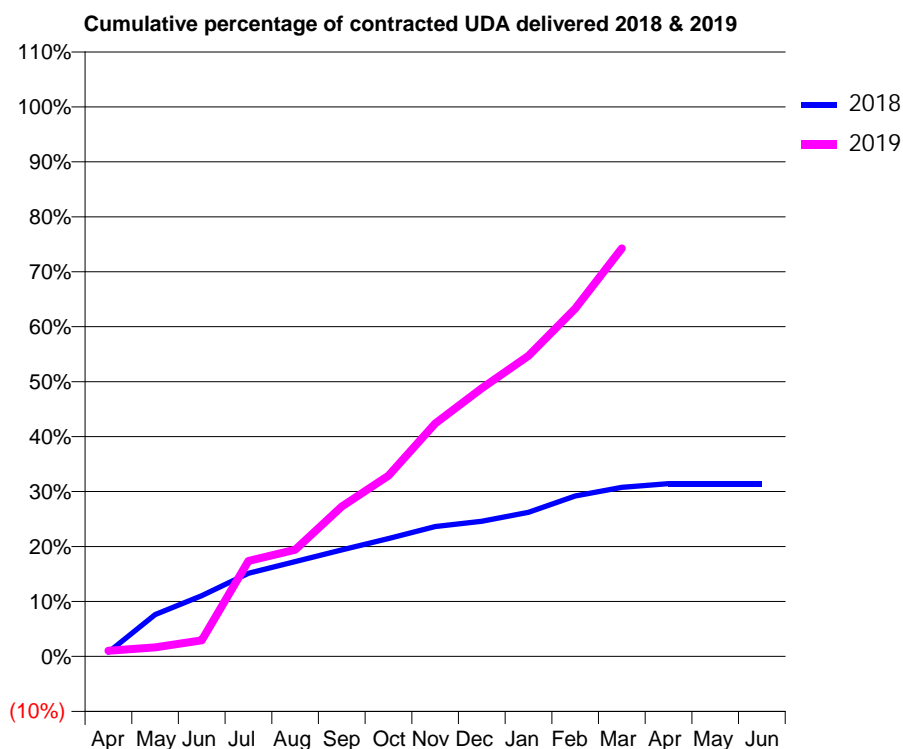
18/19 Contracted general activity (UDA)	2,630
Carry forward general activity (UDA)	0
18/19 Contracted orthodontic activity (UOA)	0
Carry forward orthodontic activity (UOA)	0
Baseline contract value	£85,766.24

ACCESS*

Patients seen in 24 months	Total	Change since previous quarter
Quarter ending March 2018	677	
Quarter ending June 2018	651	↓
Quarter ending September 2018	694	↑
Quarter ending December 2018	679	↓
Quarter ending March 2019	733	↑
Variance since March 2018	8.3%	↑



ACTIVITY



Month	Adjusted Scheduled Activity (UDA)	
	2018	2019
April	20	27
May	201	43
June	291	77
July	398	456
August	454	510
September	510	718
October	565	865
November	622	1,115
December	647	1,283
January	690	1,439
February	768	1,665
March	809	1,953
April	827	
May	827	
June	827	

QUALITY

	Quantity	Base Number	Contract	AT	Region	England
% of FP17s for the same patient ID Re-attending within 3 months - Children	43	1,071	4.0%	8.9%	11.3%	11.8%
% of FP17s for the same patient ID Re-attending within 3 months - Adults	42	187	22.5%	13.1%	15.4%	15.7%
% of FP17s for the same patient ID Re-attending between 3 & 9 months - Children	579	1,071	54.1%	62.1%	61.3%	58.9%
% of FP17s for the same patient ID Re-attending between 3 & 9 months - Adults	99	187	52.9%	52.3%	52.1%	50.8%
% of FP17s for Band 1 Urgent Courses	34	961	3.5%	8.4%	9.5%	9.1%
% of FP17s Relating to Free Repair or Replacements	1	961	0.1%	0.7%	0.6%	0.8%
% of FP17s Relating to Continuations	0	961	0.0%	0.7%	0.8%	0.9%
% of Patients satisfied with the dentistry they have received	0	0	N/A	93.4%	92.4%	92.5%
% of Patients satisfied with the time they had to wait for an appointment	0	0	N/A	85.3%	86.3%	87.0%

* This is based on patients treated on this contract for their most recent course of treatment. Figures in italics indicate the base number of FP17s or Patient Questionnaire responses are less than 100. N/A is shown where the base number of responses is less than 10 during the period. % is calculated as Quantity/Base number*100

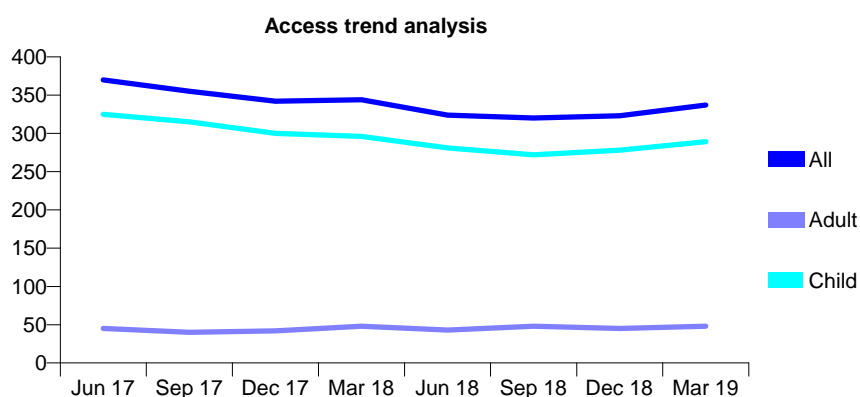
Q64 - Vital Signs At a Glance Contract Report for 325058/0001 - March 2019

Name or company name	Batheaston Dental Rooms Partnership
Contract type name	GDS Contract
Purpose of contract	General
Contract start date	01/04/2006
Contract end date	

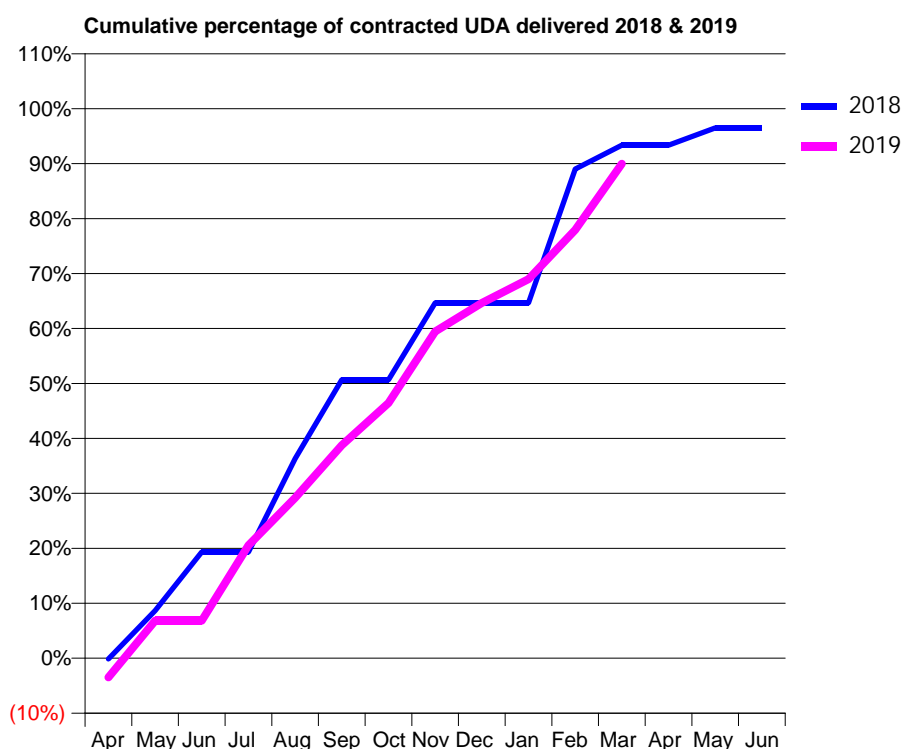
18/19 Contracted general activity (UDA)	600
Carry forward general activity (UDA)	21
18/19 Contracted orthodontic activity (UOA)	0
Carry forward orthodontic activity (UOA)	0
Baseline contract value	£16,296.13

ACCESS*

Patients seen in 24 months	Total	Change since previous quarter
Quarter ending March 2018	344	
Quarter ending June 2018	324	↓
Quarter ending September 2018	320	↓
Quarter ending December 2018	323	→
Quarter ending March 2019	337	↑
Variance since March 2018	(2.0%)	↓



ACTIVITY



Month	2018	2019
April	-1	-21
May	52	41
June	116	41
July	116	123
August	218	175
September	304	232
October	304	279
November	388	357
December	388	388
January	388	414
February	534	468
March	560	540
April	560	
May	579	
June	579	

QUALITY

	Quantity	Base Number	Contract	AT	Region	England
% of FP17s for the same patient ID Re-attending within 3 months - Children	11	442	2.5%	8.9%	11.3%	11.8%
% of FP17s for the same patient ID Re-attending within 3 months - Adults	0	20	0.0%	13.1%	15.4%	15.7%
% of FP17s for the same patient ID Re-attending between 3 & 9 months - Children	279	442	63.1%	62.1%	61.3%	58.9%
% of FP17s for the same patient ID Re-attending between 3 & 9 months - Adults	17	20	85.0%	52.3%	52.1%	50.8%
% of FP17s for Band 1 Urgent Courses	4	442	0.9%	8.4%	9.5%	9.1%
% of FP17s Relating to Free Repair or Replacements	0	442	0.0%	0.7%	0.6%	0.8%
% of FP17s Relating to Continuations	2	442	0.5%	0.7%	0.8%	0.9%
% of Patients satisfied with the dentistry they have received	0	0	N/A	93.4%	92.4%	92.5%
% of Patients satisfied with the time they had to wait for an appointment	0	0	N/A	85.3%	86.3%	87.0%

* This is based on patients treated on this contract for their most recent course of treatment.

Figures in italics indicate the base number of FP17s or Patient Questionnaire responses are less than 100. N/A is shown where the base number of responses is less than 10 during the period. % is calculated as Quantity/Base number*100

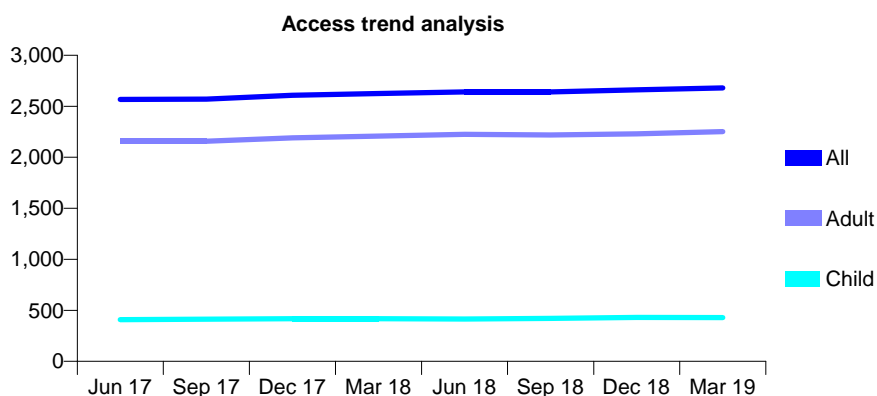
Q64 - Vital Signs At a Glance Contract Report for 325899/0001 - March 2019

Name or company name	MR ID STORRAR
Contract type name	GDS Contract
Purpose of contract	General
Contract start date	01/04/2006
Contract end date	

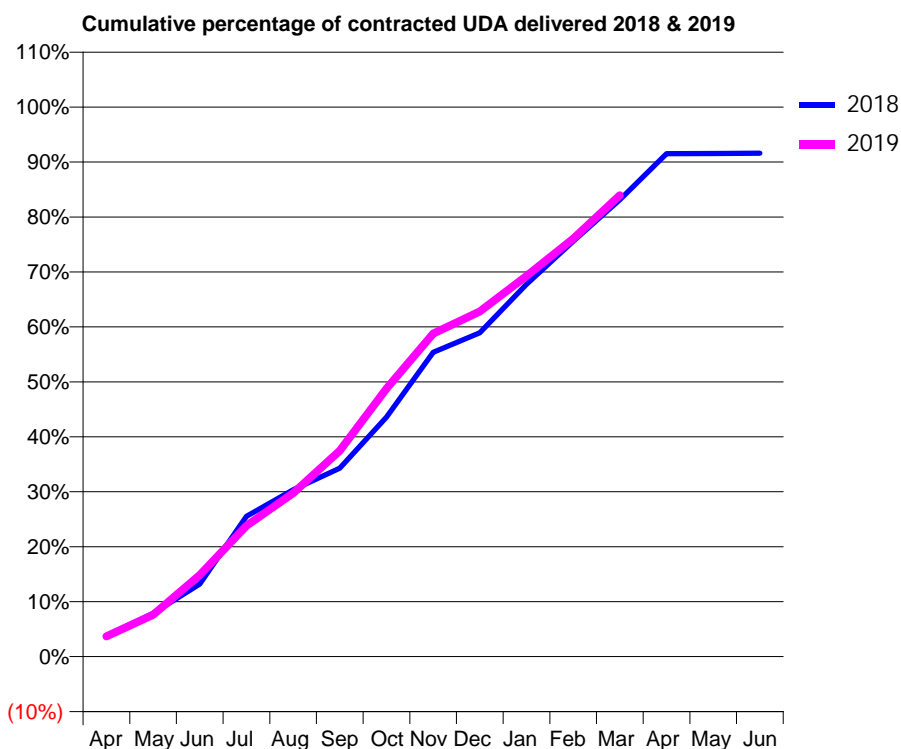
18/19 Contracted general activity (UDA)	7,900
Carry forward general activity (UDA)	0
18/19 Contracted orthodontic activity (UOA)	0
Carry forward orthodontic activity (UOA)	0
Baseline contract value	£168,472.48

ACCESS*

Patients seen in 24 months	Total	Change since previous quarter
Quarter ending March 2018	2,625	
Quarter ending June 2018	2,641	→
Quarter ending September 2018	2,641	→
Quarter ending December 2018	2,661	→
Quarter ending March 2019	2,681	→
Variance since March 2018	2.1%	↑



ACTIVITY



Month	Adjusted Scheduled Activity (UDA)	
	2018	2019
April	297	292
May	622	603
June	1,044	1,173
July	2,019	1,882
August	2,400	2,350
September	2,710	2,960
October	3,444	3,853
November	4,374	4,645
December	4,656	4,961
January	5,352	5,472
February	5,971	6,008
March	6,568	6,633
April	7,231	
May	7,233	
June	7,236	

QUALITY

	Quantity	Base Number	Contract	AT	Region	England
% of FP17s for the same patient ID Re-attending within 3 months - Children	68	711	9.6%	8.9%	11.3%	11.8%
% of FP17s for the same patient ID Re-attending within 3 months - Adults	489	3,349	14.6%	13.1%	15.4%	15.7%
% of FP17s for the same patient ID Re-attending between 3 & 9 months - Children	441	711	62.0%	62.1%	61.3%	58.9%
% of FP17s for the same patient ID Re-attending between 3 & 9 months - Adults	1,714	3,349	51.2%	52.3%	52.1%	50.8%
% of FP17s for Band 1 Urgent Courses	283	3,709	7.6%	8.4%	9.5%	9.1%
% of FP17s Relating to Free Repair or Replacements	79	3,709	2.1%	0.7%	0.6%	0.8%
% of FP17s Relating to Continuations	75	3,709	2.0%	0.7%	0.8%	0.9%
% of Patients satisfied with the dentistry they have received	6	6	N/A	93.4%	92.4%	92.5%
% of Patients satisfied with the time they had to wait for an appointment	6	6	N/A	85.3%	86.3%	87.0%

* This is based on patients treated on this contract for their most recent course of treatment. Figures in italics indicate the base number of FP17s or Patient Questionnaire responses are less than 100. N/A is shown where the base number of responses is less than 10 during the period. % is calculated as Quantity/Base number*100

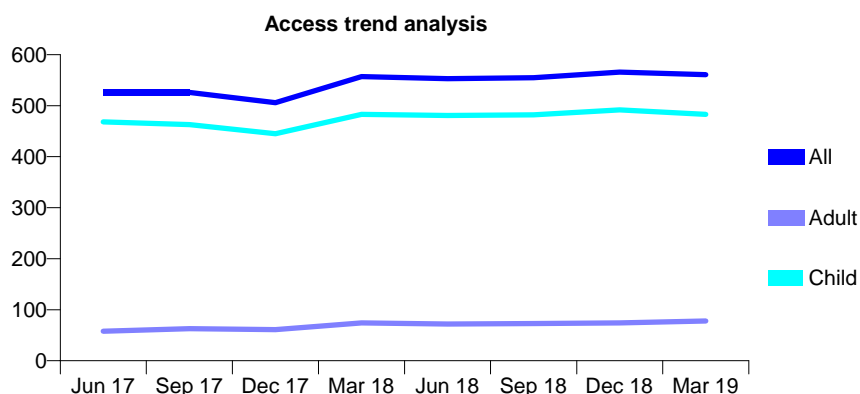
Q64 - Vital Signs At a Glance Contract Report for 334219/0001 - March 2019

Name or company name	MR NM HARRIS
Contract type name	GDS Contract
Purpose of contract	General
Contract start date	01/04/2006
Contract end date	

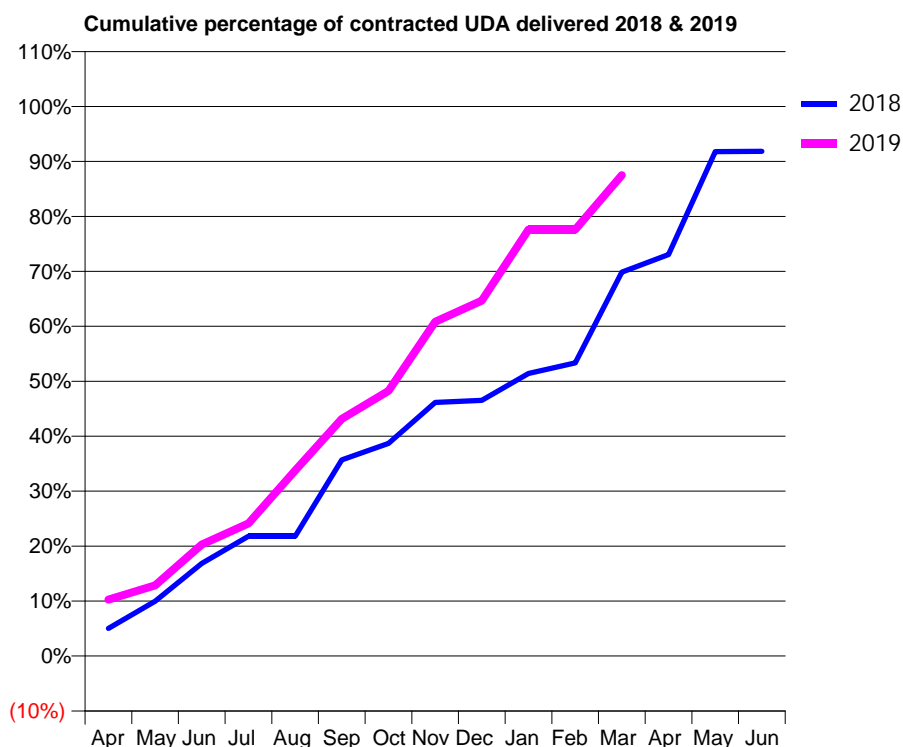
18/19 Contracted general activity (UDA)	1,850
Carry forward general activity (UDA)	0
18/19 Contracted orthodontic activity (UOA)	0
Carry forward orthodontic activity (UOA)	0
Baseline contract value	£63,222.78

ACCESS*

Patients seen in 24 months	Total	Change since previous quarter
Quarter ending March 2018	557	
Quarter ending June 2018	553	→
Quarter ending September 2018	555	→
Quarter ending December 2018	566	→
Quarter ending March 2019	561	→
Variance since March 2018	0.7%	→



ACTIVITY



Month	Adjusted Scheduled Activity (UDA)	
	2018	2019
April	93	190
May	185	238
June	312	375
July	403	446
August	403	625
September	660	798
October	716	892
November	854	1,125
December	861	1,196
January	951	1,435
February	987	1,435
March	1,292	1,619
April	1,351	
May	1,698	
June	1,699	

QUALITY

	Quantity	Base Number	Contract	AT	Region	England
% of FP17s for the same patient ID Re-attending within 3 months - Children	50	907	5.5%	8.9%	11.3%	11.8%
% of FP17s for the same patient ID Re-attending within 3 months - Adults	2	39	5.1%	13.1%	15.4%	15.7%
% of FP17s for the same patient ID Re-attending between 3 & 9 months - Children	703	907	77.5%	62.1%	61.3%	58.9%
% of FP17s for the same patient ID Re-attending between 3 & 9 months - Adults	32	39	82.1%	52.3%	52.1%	50.8%
% of FP17s for Band 1 Urgent Courses	53	892	5.9%	8.4%	9.5%	9.1%
% of FP17s Relating to Free Repair or Replacements	1	892	0.1%	0.7%	0.6%	0.8%
% of FP17s Relating to Continuations	0	892	0.0%	0.7%	0.8%	0.9%
% of Patients satisfied with the dentistry they have received	1	1	N/A	93.4%	92.4%	92.5%
% of Patients satisfied with the time they had to wait for an appointment	1	1	N/A	85.3%	86.3%	87.0%

* This is based on patients treated on this contract for their most recent course of treatment. Figures in italics indicate the base number of FP17s or Patient Questionnaire responses are less than 100. N/A is shown where the base number of responses is less than 10 during the period. % is calculated as Quantity/Base number*100

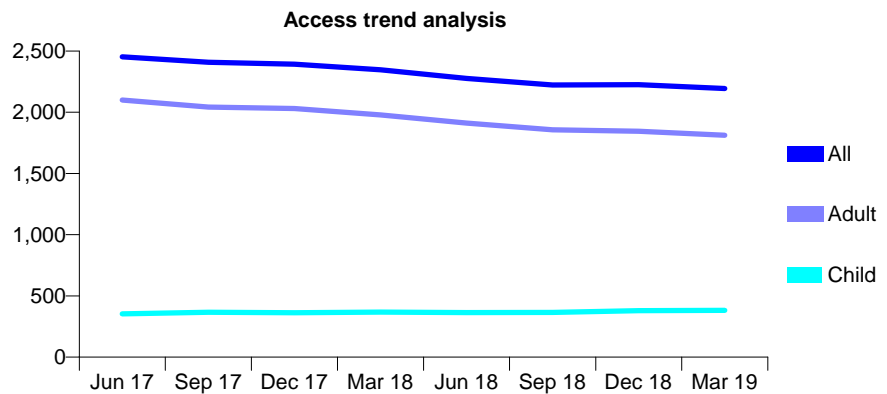
Q64 - Vital Signs At a Glance Contract Report for 335193/0001 - March 2019

Name or company name	MISS KJ TIMOTHY
Contract type name	GDS Contract
Purpose of contract	General
Contract start date	01/04/2006
Contract end date	

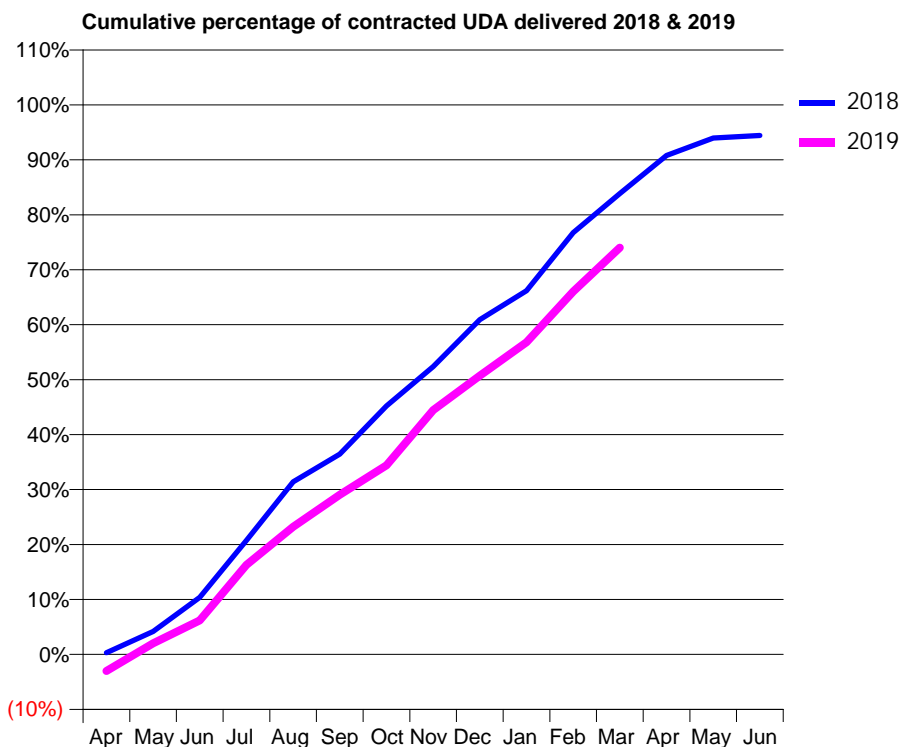
18/19 Contracted general activity (UDA)	6,535
Carry forward general activity (UDA)	363
18/19 Contracted orthodontic activity (UOA)	0
Carry forward orthodontic activity (UOA)	0
Baseline contract value	£192,690.85

ACCESS*

Patients seen in 24 months	Total	Change since previous quarter
Quarter ending March 2018	2,347	
Quarter ending June 2018	2,276	↓
Quarter ending September 2018	2,223	↓
Quarter ending December 2018	2,225	→
Quarter ending March 2019	2,194	↓
Variance since March 2018	(6.5%)	↓



ACTIVITY



Month	Adjusted Scheduled Activity (UDA)	
	2018	2019
April	20	-199
May	273	132
June	680	406
July	1,356	1,065
August	2,053	1,519
September	2,383	1,898
October	2,956	2,248
November	3,424	2,907
December	3,979	3,316
January	4,326	3,712
February	5,015	4,316
March	5,480	4,837
April	5,934	
May	6,140	
June	6,172	

QUALITY

	Quantity	Base Number	Contract	AT	Region	England
% of FP17s for the same patient ID Re-attending within 3 months - Children	61	640	9.5%	8.9%	11.3%	11.8%
% of FP17s for the same patient ID Re-attending within 3 months - Adults	349	2,551	13.7%	13.1%	15.4%	15.7%
% of FP17s for the same patient ID Re-attending between 3 & 9 months - Children	424	640	66.3%	62.1%	61.3%	58.9%
% of FP17s for the same patient ID Re-attending between 3 & 9 months - Adults	1,432	2,551	56.1%	52.3%	52.1%	50.8%
% of FP17s for Band 1 Urgent Courses	182	2,963	6.1%	8.4%	9.5%	9.1%
% of FP17s Relating to Free Repair or Replacements	32	2,963	1.1%	0.7%	0.6%	0.8%
% of FP17s Relating to Continuations	78	2,963	2.6%	0.7%	0.8%	0.9%
% of Patients satisfied with the dentistry they have received	1	1	N/A	93.4%	92.4%	92.5%
% of Patients satisfied with the time they had to wait for an appointment	1	1	N/A	85.3%	86.3%	87.0%

* This is based on patients treated on this contract for their most recent course of treatment. Figures in italics indicate the base number of FP17s or Patient Questionnaire responses are less than 100. N/A is shown where the base number of responses is less than 10 during the period. % is calculated as Quantity/Base number*100

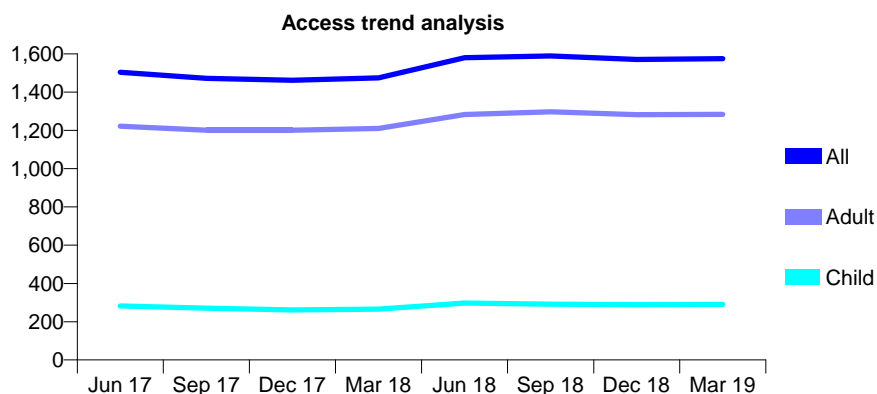
Q64 - Vital Signs At a Glance Contract Report for 335649/0001 - March 2019

Name or company name	MR GS SOLKER
Contract type name	GDS Contract
Purpose of contract	General
Contract start date	12/06/2006
Contract end date	

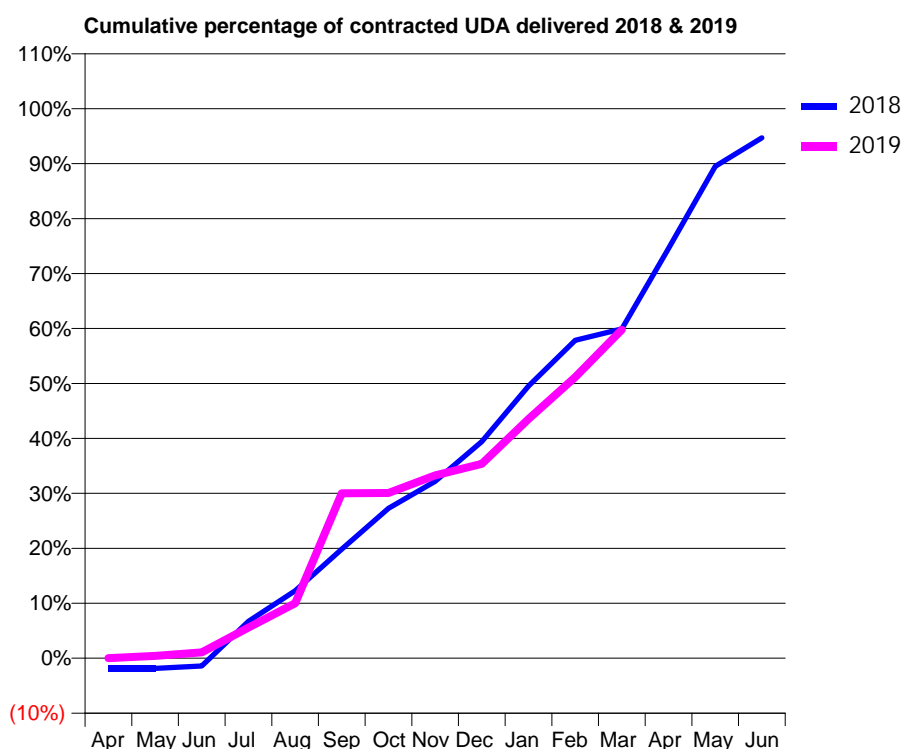
18/19 Contracted general activity (UDA)	3,861
Carry forward general activity (UDA)	0
18/19 Contracted orthodontic activity (UOA)	0
Carry forward orthodontic activity (UOA)	0
Baseline contract value	£90,886.20

ACCESS*

Patients seen in 24 months	Total	Change since previous quarter
Quarter ending March 2018	1,475	
Quarter ending June 2018	1,580	↑
Quarter ending September 2018	1,589	→
Quarter ending December 2018	1,571	↓
Quarter ending March 2019	1,575	→
Variance since March 2018	6.8%	↑



ACTIVITY



Month	Adjusted Scheduled Activity (UDA)	
	2018	2019
April	-72	0
May	-72	16
June	-56	41
July	259	216
August	475	386
September	766	1,159
October	1,054	1,162
November	1,243	1,285
December	1,522	1,366
January	1,912	1,681
February	2,233	1,976
March	2,314	2,309
April	2,879	
May	3,456	
June	3,656	

QUALITY

	Quantity	Base Number	Contract	AT	Region	England
% of FP17s for the same patient ID Re-attending within 3 months - Children	7	414	1.7%	8.9%	11.3%	11.8%
% of FP17s for the same patient ID Re-attending within 3 months - Adults	108	1,592	6.8%	13.1%	15.4%	15.7%
% of FP17s for the same patient ID Re-attending between 3 & 9 months - Children	244	414	58.9%	62.1%	61.3%	58.9%
% of FP17s for the same patient ID Re-attending between 3 & 9 months - Adults	868	1,592	54.5%	52.3%	52.1%	50.8%
% of FP17s for Band 1 Urgent Courses	3	1,379	0.2%	8.4%	9.5%	9.1%
% of FP17s Relating to Free Repair or Replacements	5	1,379	0.4%	0.7%	0.6%	0.8%
% of FP17s Relating to Continuations	0	1,379	0.0%	0.7%	0.8%	0.9%
% of Patients satisfied with the dentistry they have received	7	7	N/A	93.4%	92.4%	92.5%
% of Patients satisfied with the time they had to wait for an appointment	7	7	N/A	85.3%	86.3%	87.0%

* This is based on patients treated on this contract for their most recent course of treatment.

Figures in italics indicate the base number of FP17s or Patient Questionnaire responses are less than 100. N/A is shown where the base number of responses is less than 10 during the period. % is calculated as Quantity/Base number*100

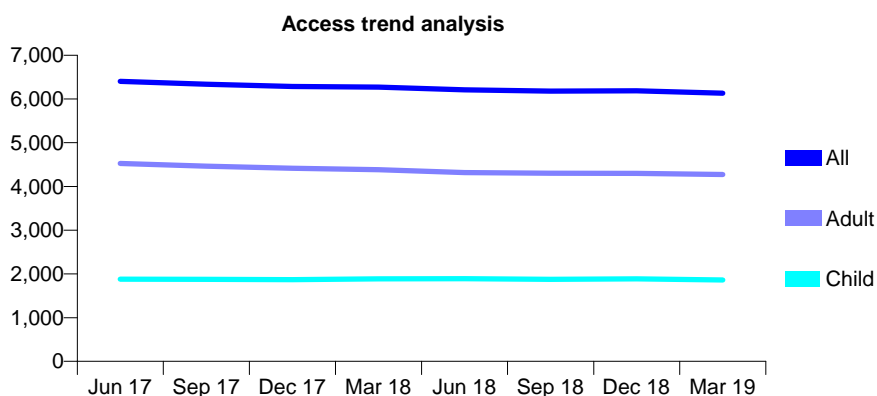
Q64 - Vital Signs At a Glance Contract Report for 344354/0001 - March 2019

Name or company name	MR CS FULLAWAY
Contract type name	GDS Contract
Purpose of contract	General
Contract start date	01/04/2006
Contract end date	

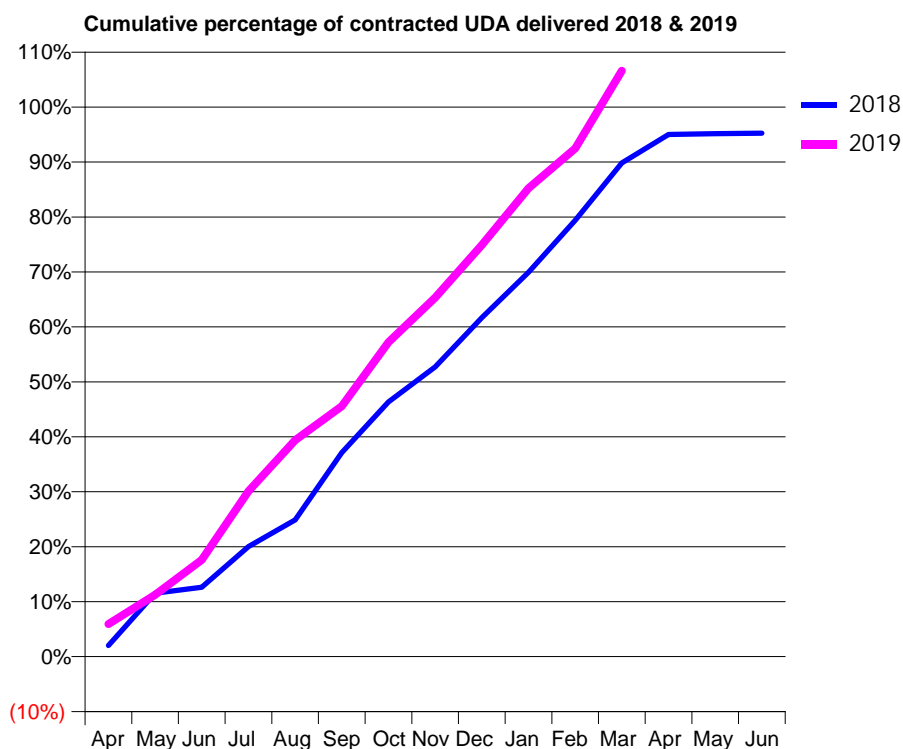
18/19 Contracted general activity (UDA)	13,106
Carry forward general activity (UDA)	0
18/19 Contracted orthodontic activity (UOA)	0
Carry forward orthodontic activity (UOA)	0
Baseline contract value	£360,242.19

ACCESS*

Patients seen in 24 months	Total	Change since previous quarter
Quarter ending March 2018	6,272	
Quarter ending June 2018	6,207	↓
Quarter ending September 2018	6,180	→
Quarter ending December 2018	6,188	→
Quarter ending March 2019	6,132	→
Variance since March 2018	(2.2%)	↓



ACTIVITY



Month	Adjusted Scheduled Activity (UDA)	
	2018	2019
April	259	779
May	1,472	1,475
June	1,608	2,306
July	2,553	3,947
August	3,171	5,165
September	4,730	5,971
October	5,906	7,498
November	6,718	8,564
December	7,858	9,814
January	8,913	11,170
February	10,115	12,120
March	11,445	13,969
April	12,108	
May	12,125	
June	12,134	

QUALITY

	Quantity	Base Number	Contract	AT	Region	England
% of FP17s for the same patient ID Re-attending within 3 months - Children	137	2,561	5.3%	8.9%	11.3%	11.8%
% of FP17s for the same patient ID Re-attending within 3 months - Adults	908	5,684	16.0%	13.1%	15.4%	15.7%
% of FP17s for the same patient ID Re-attending between 3 & 9 months - Children	1,381	2,561	53.9%	62.1%	61.3%	58.9%
% of FP17s for the same patient ID Re-attending between 3 & 9 months - Adults	2,508	5,684	44.1%	52.3%	52.1%	50.8%
% of FP17s for Band 1 Urgent Courses	834	7,467	11.2%	8.4%	9.5%	9.1%
% of FP17s Relating to Free Repair or Replacements	96	7,467	1.3%	0.7%	0.6%	0.8%
% of FP17s Relating to Continuations	60	7,467	0.8%	0.7%	0.8%	0.9%
% of Patients satisfied with the dentistry they have received	10	11	90.9%	93.4%	92.4%	92.5%
% of Patients satisfied with the time they had to wait for an appointment	8	11	72.7%	85.3%	86.3%	87.0%

* This is based on patients treated on this contract for their most recent course of treatment. Figures in italics indicate the base number of FP17s or Patient Questionnaire responses are less than 100. N/A is shown where the base number of responses is less than 10 during the period. % is calculated as Quantity/Base number*100

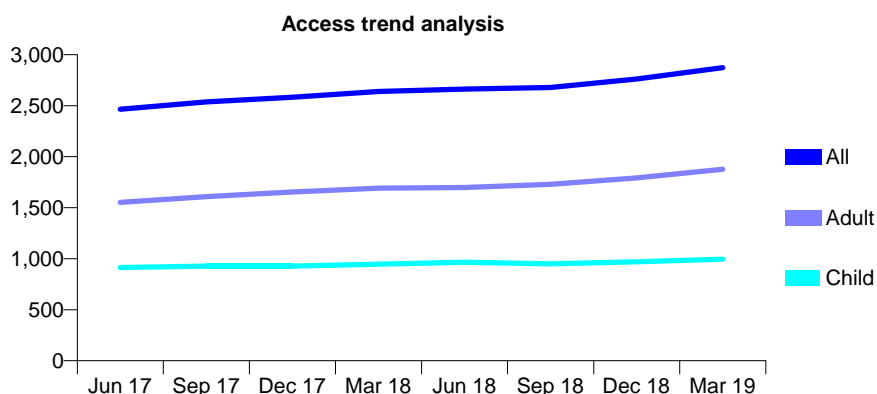
Q64 - Vital Signs At a Glance Contract Report for 354198/0001 - March 2019

Name or company name	MR F ABBASSIAN
Contract type name	GDS Contract
Purpose of contract	General
Contract start date	01/04/2006
Contract end date	

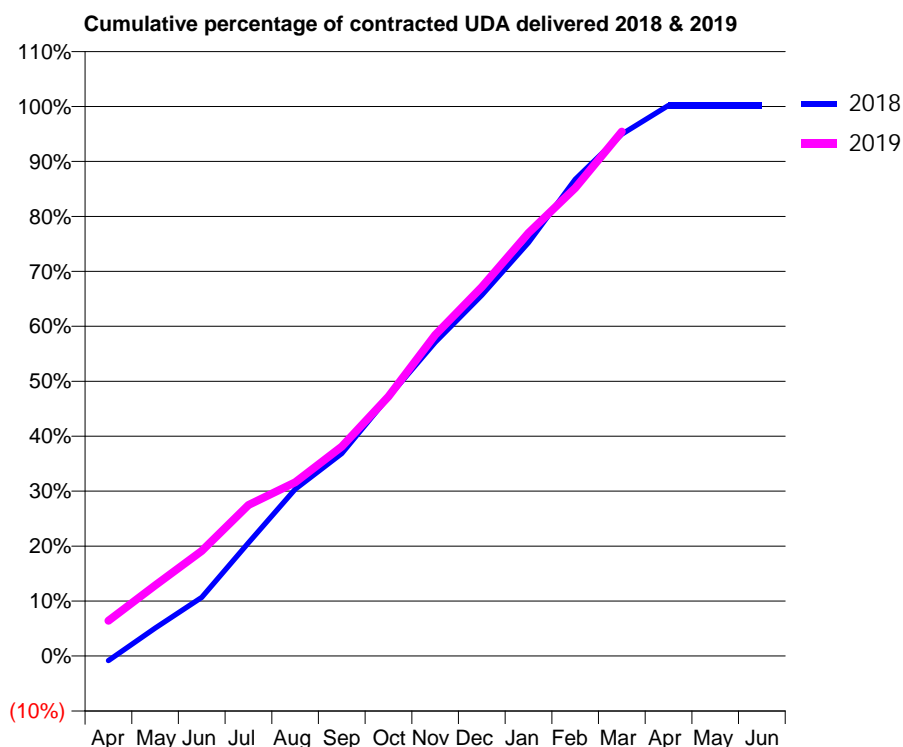
18/19 Contracted general activity (UDA)	8,643
Carry forward general activity (UDA)	-17
18/19 Contracted orthodontic activity (UOA)	0
Carry forward orthodontic activity (UOA)	0
Baseline contract value	£218,559.40

ACCESS*

Patients seen in 24 months	Total	Change since previous quarter
Quarter ending March 2018	2,639	
Quarter ending June 2018	2,663	→
Quarter ending September 2018	2,679	→
Quarter ending December 2018	2,761	↑
Quarter ending March 2019	2,873	↑
Variance since March 2018	8.9%	↑



ACTIVITY



Month	Adjusted Scheduled Activity (UDA)	
	2018	2019
April	-75	555
May	440	1,113
June	922	1,651
July	1,783	2,375
August	2,624	2,731
September	3,186	3,293
October	4,074	4,081
November	4,935	5,050
December	5,674	5,801
January	6,503	6,655
February	7,497	7,362
March	8,206	8,246
April	8,660	
May	8,660	
June	8,660	

QUALITY

	Quantity	Base Number	Contract	AT	Region	England
% of FP17s for the same patient ID Re-attending within 3 months - Children	102	1,485	6.9%	8.9%	11.3%	11.8%
% of FP17s for the same patient ID Re-attending within 3 months - Adults	325	2,399	13.5%	13.1%	15.4%	15.7%
% of FP17s for the same patient ID Re-attending between 3 & 9 months - Children	944	1,485	63.6%	62.1%	61.3%	58.9%
% of FP17s for the same patient ID Re-attending between 3 & 9 months - Adults	1,249	2,399	52.1%	52.3%	52.1%	50.8%
% of FP17s for Band 1 Urgent Courses	301	3,707	8.1%	8.4%	9.5%	9.1%
% of FP17s Relating to Free Repair or Replacements	4	3,707	0.1%	0.7%	0.6%	0.8%
% of FP17s Relating to Continuations	26	3,707	0.7%	0.7%	0.8%	0.9%
% of Patients satisfied with the dentistry they have received	2	2	N/A	93.4%	92.4%	92.5%
% of Patients satisfied with the time they had to wait for an appointment	2	2	N/A	85.3%	86.3%	87.0%

* This is based on patients treated on this contract for their most recent course of treatment. Figures in italics indicate the base number of FP17s or Patient Questionnaire responses are less than 100. N/A is shown where the base number of responses is less than 10 during the period. % is calculated as Quantity/Base number*100

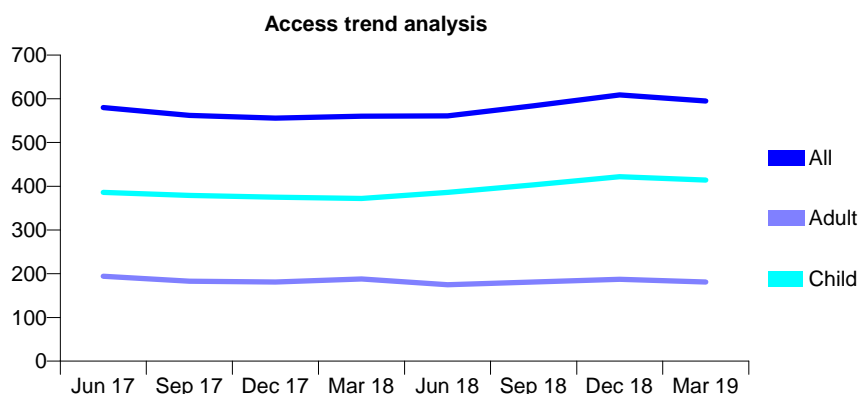
Q64 - Vital Signs At a Glance Contract Report for 354821/0001 - March 2019

Name or company name	MRS EM MARCHANT
Contract type name	GDS Contract
Purpose of contract	General
Contract start date	08/03/2010
Contract end date	

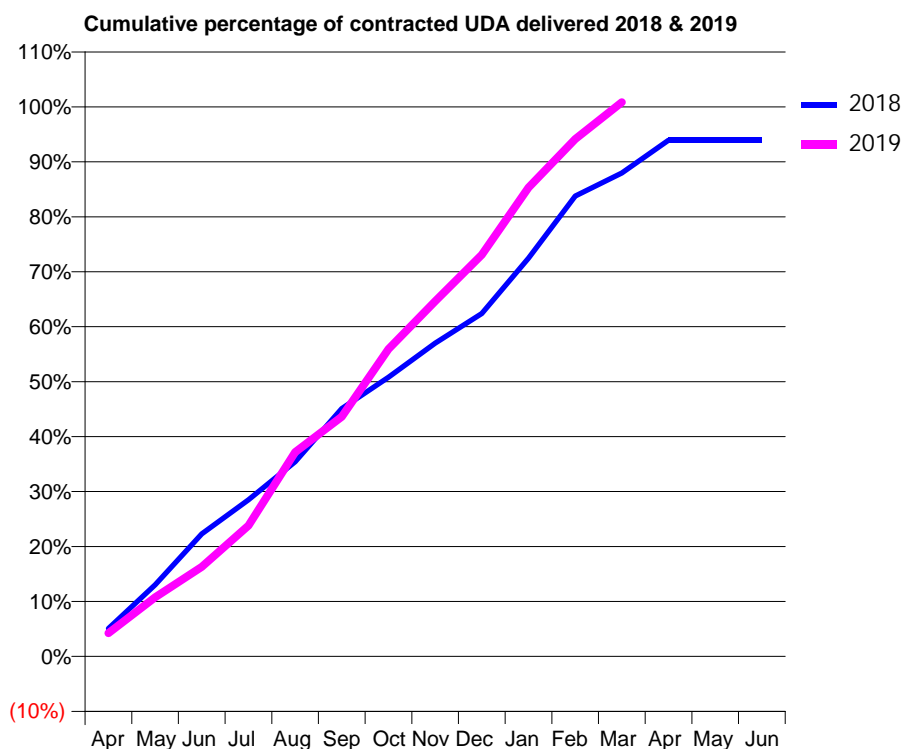
18/19 Contracted general activity (UDA)	1,319
Carry forward general activity (UDA)	0
18/19 Contracted orthodontic activity (UOA)	0
Carry forward orthodontic activity (UOA)	0
Baseline contract value	£28,459.55

ACCESS*

Patients seen in 24 months	Total	Change since previous quarter
Quarter ending March 2018	560	
Quarter ending June 2018	561	→
Quarter ending September 2018	584	↑
Quarter ending December 2018	609	↑
Quarter ending March 2019	595	↓
Variance since March 2018	6.3%	↑



ACTIVITY



Month	2018	2019
April	67	56
May	172	142
June	294	215
July	376	314
August	467	490
September	595	575
October	670	738
November	752	852
December	823	964
January	956	1,125
February	1,105	1,242
March	1,160	1,330
April	1,239	
May	1,239	
June	1,239	

QUALITY

	Quantity	Base Number	Contract	AT	Region	England
% of FP17s for the same patient ID Re-attending within 3 months - Children	45	689	6.5%	8.9%	11.3%	11.8%
% of FP17s for the same patient ID Re-attending within 3 months - Adults	37	212	17.5%	13.1%	15.4%	15.7%
% of FP17s for the same patient ID Re-attending between 3 & 9 months - Children	437	689	63.4%	62.1%	61.3%	58.9%
% of FP17s for the same patient ID Re-attending between 3 & 9 months - Adults	99	212	46.7%	52.3%	52.1%	50.8%
% of FP17s for Band 1 Urgent Courses	26	858	3.0%	8.4%	9.5%	9.1%
% of FP17s Relating to Free Repair or Replacements	1	858	0.1%	0.7%	0.6%	0.8%
% of FP17s Relating to Continuations	0	858	0.0%	0.7%	0.8%	0.9%
% of Patients satisfied with the dentistry they have received	2	2	N/A	93.4%	92.4%	92.5%
% of Patients satisfied with the time they had to wait for an appointment	2	2	N/A	85.3%	86.3%	87.0%

* This is based on patients treated on this contract for their most recent course of treatment. Figures in italics indicate the base number of FP17s or Patient Questionnaire responses are less than 100. N/A is shown where the base number of responses is less than 10 during the period. % is calculated as Quantity/Base number*100

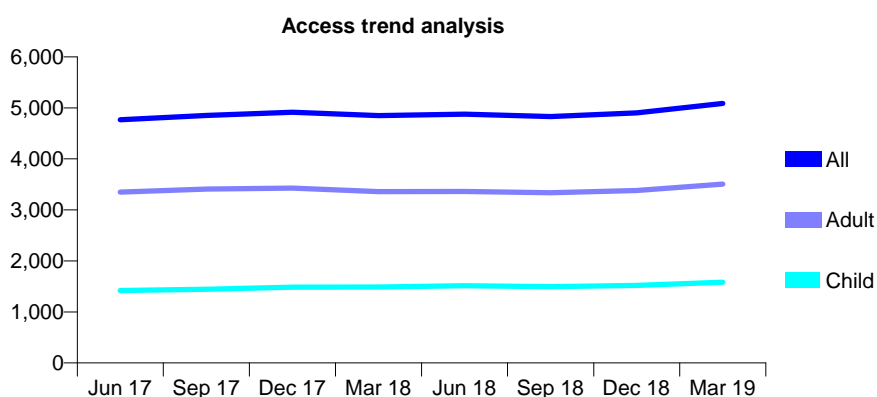
Q64 - Vital Signs At a Glance Contract Report for 363782/0001 - March 2019

Name or company name	MR UH OGUIKE
Contract type name	GDS Contract
Purpose of contract	General
Contract start date	01/10/2008
Contract end date	

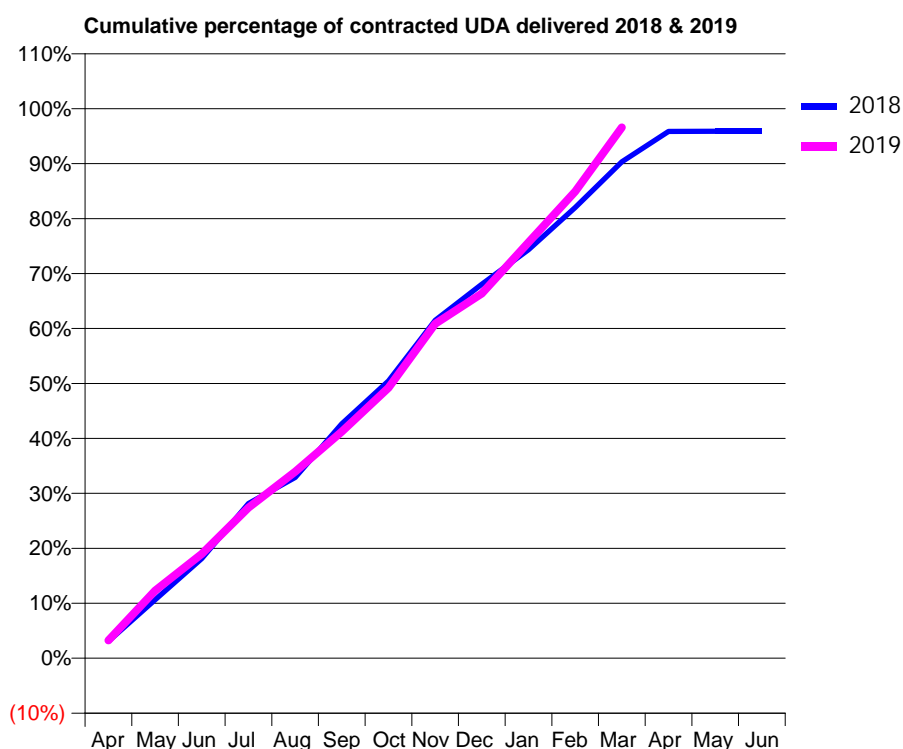
18/19 Contracted general activity (UDA)	13,665
Carry forward general activity (UDA)	0
18/19 Contracted orthodontic activity (UOA)	0
Carry forward orthodontic activity (UOA)	0
Baseline contract value	£330,965.76

ACCESS*

Patients seen in 24 months	Total	Change since previous quarter
Quarter ending March 2018	4,849	
Quarter ending June 2018	4,876	→
Quarter ending September 2018	4,831	→
Quarter ending December 2018	4,902	→
Quarter ending March 2019	5,087	↑
Variance since March 2018	4.9%	↑



ACTIVITY



Month	2018	2019
April	430	446
May	1,485	1,684
June	2,532	2,591
July	3,933	3,743
August	4,594	4,637
September	5,957	5,632
October	7,047	6,724
November	8,586	8,314
December	9,501	9,069
January	10,381	10,341
February	11,453	11,605
March	12,610	13,199
April	13,388	
May	13,391	
June	13,391	

QUALITY

	Quantity	Base Number	Contract	AT	Region	England
% of FP17s for the same patient ID Re-attending within 3 months - Children	155	2,241	6.9%	8.9%	11.3%	11.8%
% of FP17s for the same patient ID Re-attending within 3 months - Adults	577	4,546	12.7%	13.1%	15.4%	15.7%
% of FP17s for the same patient ID Re-attending between 3 & 9 months - Children	1,272	2,241	56.8%	62.1%	61.3%	58.9%
% of FP17s for the same patient ID Re-attending between 3 & 9 months - Adults	2,471	4,546	54.4%	52.3%	52.1%	50.8%
% of FP17s for Band 1 Urgent Courses	325	6,414	5.1%	8.4%	9.5%	9.1%
% of FP17s Relating to Free Repair or Replacements	24	6,414	0.4%	0.7%	0.6%	0.8%
% of FP17s Relating to Continuations	53	6,414	0.8%	0.7%	0.8%	0.9%
% of Patients satisfied with the dentistry they have received	4	4	N/A	93.4%	92.4%	92.5%
% of Patients satisfied with the time they had to wait for an appointment	3	4	N/A	85.3%	86.3%	87.0%

* This is based on patients treated on this contract for their most recent course of treatment.

Figures in italics indicate the base number of FP17s or Patient Questionnaire responses are less than 100. N/A is shown where the base number of responses is less than 10 during the period. % is calculated as Quantity/Base number*100

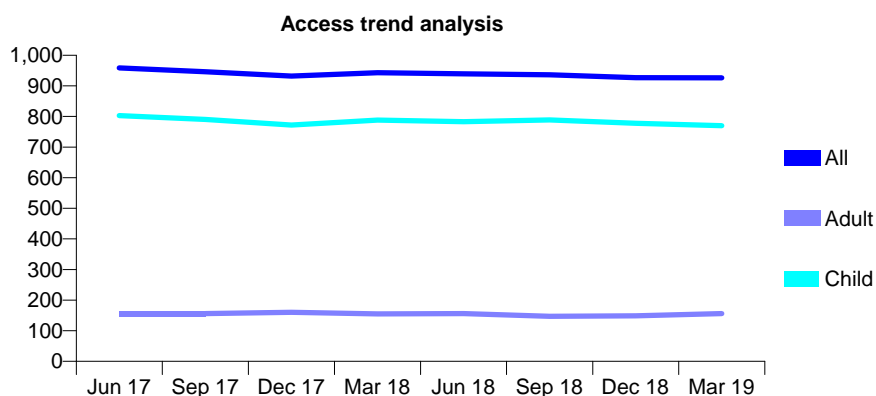
Q64 - Vital Signs At a Glance Contract Report for 386782/0001 - March 2019

Name or company name	MR AA REED
Contract type name	GDS Contract
Purpose of contract	General
Contract start date	01/04/2006
Contract end date	

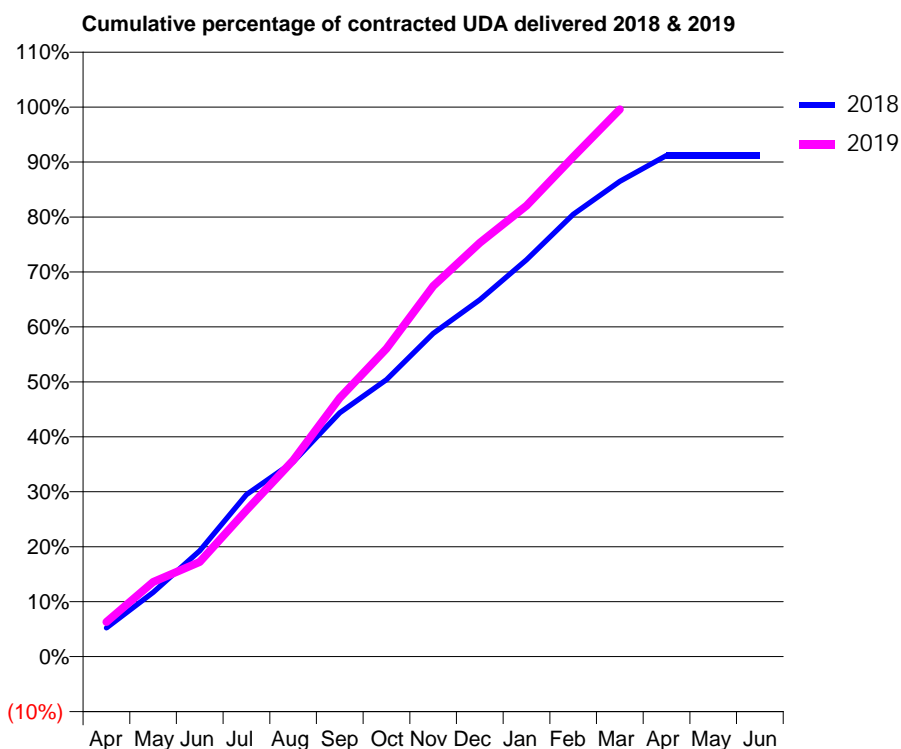
18/19 Contracted general activity (UDA)	1,800
Carry forward general activity (UDA)	0
18/19 Contracted orthodontic activity (UOA)	0
Carry forward orthodontic activity (UOA)	0
Baseline contract value	£39,235.38

ACCESS*

Patients seen in 24 months	Total	Change since previous quarter
Quarter ending March 2018	943	
Quarter ending June 2018	939	→
Quarter ending September 2018	936	→
Quarter ending December 2018	927	→
Quarter ending March 2019	926	→
Variance since March 2018	(1.8%)	↓



ACTIVITY



Month	Adjusted Scheduled Activity (UDA)	
	2018	2019
April	104	114
May	234	245
June	385	310
July	590	479
August	709	643
September	888	847
October	1,008	1,009
November	1,176	1,214
December	1,299	1,355
January	1,444	1,477
February	1,609	1,637
March	1,730	1,792
April	1,824	
May	1,824	
June	1,824	

QUALITY

	Quantity	Base Number	Contract	AT	Region	England
% of FP17s for the same patient ID Re-attending within 3 months - Children	43	910	4.7%	8.9%	11.3%	11.8%
% of FP17s for the same patient ID Re-attending within 3 months - Adults	21	136	15.4%	13.1%	15.4%	15.7%
% of FP17s for the same patient ID Re-attending between 3 & 9 months - Children	357	910	39.2%	62.1%	61.3%	58.9%
% of FP17s for the same patient ID Re-attending between 3 & 9 months - Adults	61	136	44.9%	52.3%	52.1%	50.8%
% of FP17s for Band 1 Urgent Courses	47	989	4.8%	8.4%	9.5%	9.1%
% of FP17s Relating to Free Repair or Replacements	0	989	0.0%	0.7%	0.6%	0.8%
% of FP17s Relating to Continuations	0	989	0.0%	0.7%	0.8%	0.9%
% of Patients satisfied with the dentistry they have received	0	0	N/A	93.4%	92.4%	92.5%
% of Patients satisfied with the time they had to wait for an appointment	0	0	N/A	85.3%	86.3%	87.0%

* This is based on patients treated on this contract for their most recent course of treatment. Figures in italics indicate the base number of FP17s or Patient Questionnaire responses are less than 100. N/A is shown where the base number of responses is less than 10 during the period. % is calculated as Quantity/Base number*100

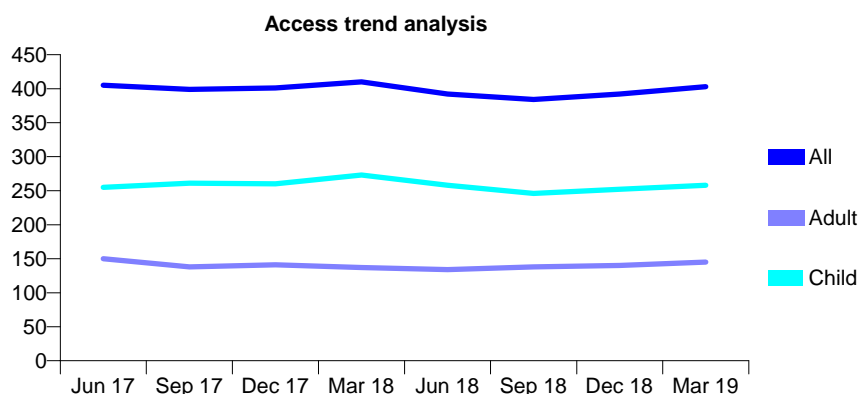
Q64 - Vital Signs At a Glance Contract Report for 559598/0001 - March 2019

Name or company name	MISS RA EVANS
Contract type name	GDS Contract
Purpose of contract	General
Contract start date	01/04/2006
Contract end date	

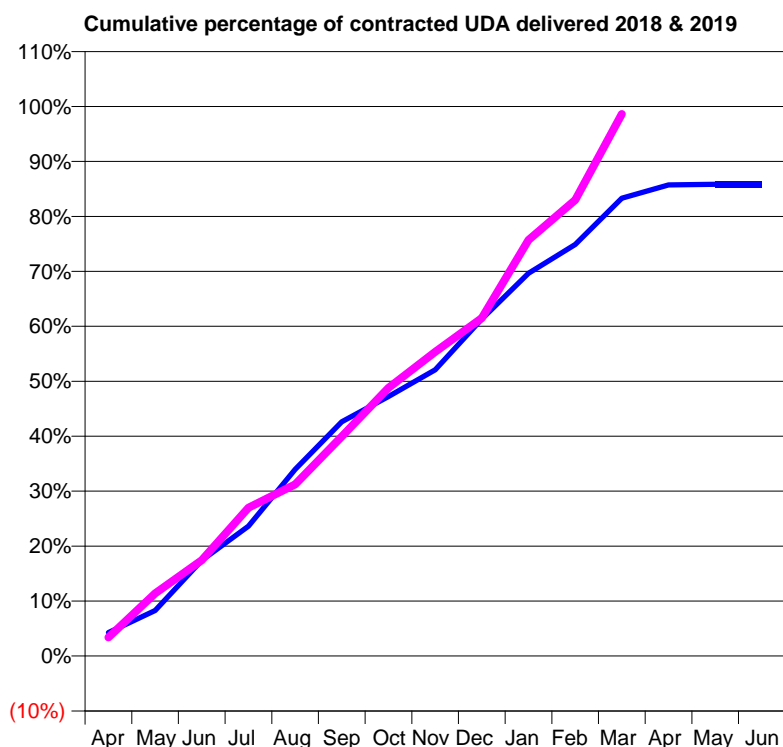
18/19 Contracted general activity (UDA)	900
Carry forward general activity (UDA)	0
18/19 Contracted orthodontic activity (UOA)	0
Carry forward orthodontic activity (UOA)	0
Baseline contract value	£24,448.08

ACCESS*

Patients seen in 24 months	Total	Change since previous quarter
Quarter ending March 2018	410	
Quarter ending June 2018	392	↓
Quarter ending September 2018	384	↓
Quarter ending December 2018	392	↑
Quarter ending March 2019	403	↑
Variance since March 2018	(1.7%)	↓



ACTIVITY



Month	Adjusted Scheduled Activity (UDA)	
	2018	2019
April	38	30
May	75	103
June	157	157
July	213	243
August	306	281
September	384	360
October	425	439
November	469	498
December	552	553
January	627	681
February	674	747
March	750	887
April	772	
May	773	
June	773	

QUALITY

	Quantity	Base Number	Contract	AT	Region	England
% of FP17s for the same patient ID Re-attending within 3 months - Children	28	423	6.6%	8.9%	11.3%	11.8%
% of FP17s for the same patient ID Re-attending within 3 months - Adults	38	163	23.3%	13.1%	15.4%	15.7%
% of FP17s for the same patient ID Re-attending between 3 & 9 months - Children	192	423	45.4%	62.1%	61.3%	58.9%
% of FP17s for the same patient ID Re-attending between 3 & 9 months - Adults	73	163	44.8%	52.3%	52.1%	50.8%
% of FP17s for Band 1 Urgent Courses	37	567	6.5%	8.4%	9.5%	9.1%
% of FP17s Relating to Free Repair or Replacements	1	567	0.2%	0.7%	0.6%	0.8%
% of FP17s Relating to Continuations	8	567	1.4%	0.7%	0.8%	0.9%
% of Patients satisfied with the dentistry they have received	0	0	N/A	93.4%	92.4%	92.5%
% of Patients satisfied with the time they had to wait for an appointment	0	0	N/A	85.3%	86.3%	87.0%

* This is based on patients treated on this contract for their most recent course of treatment. Figures in italics indicate the base number of FP17s or Patient Questionnaire responses are less than 100. N/A is shown where the base number of responses is less than 10 during the period. % is calculated as Quantity/Base number*100

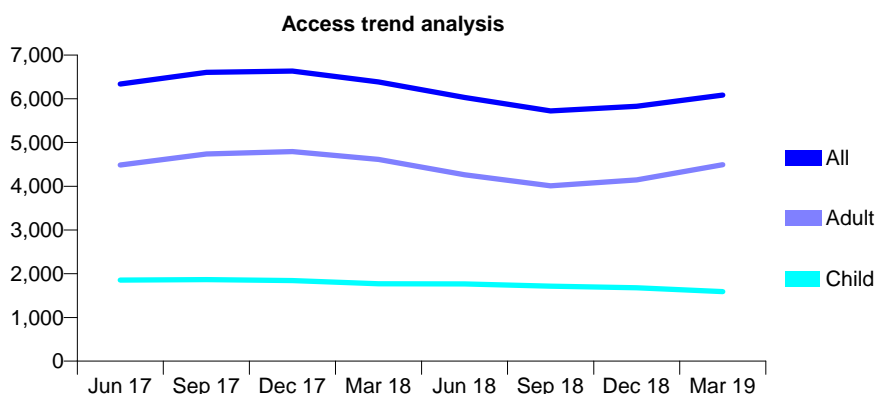
Q64 - Vital Signs At a Glance Contract Report for 564028/0001 - March 2019

Name or company name	Westbury Dental Surgery Partnership
Contract type name	GDS Contract
Purpose of contract	General
Contract start date	01/04/2006
Contract end date	

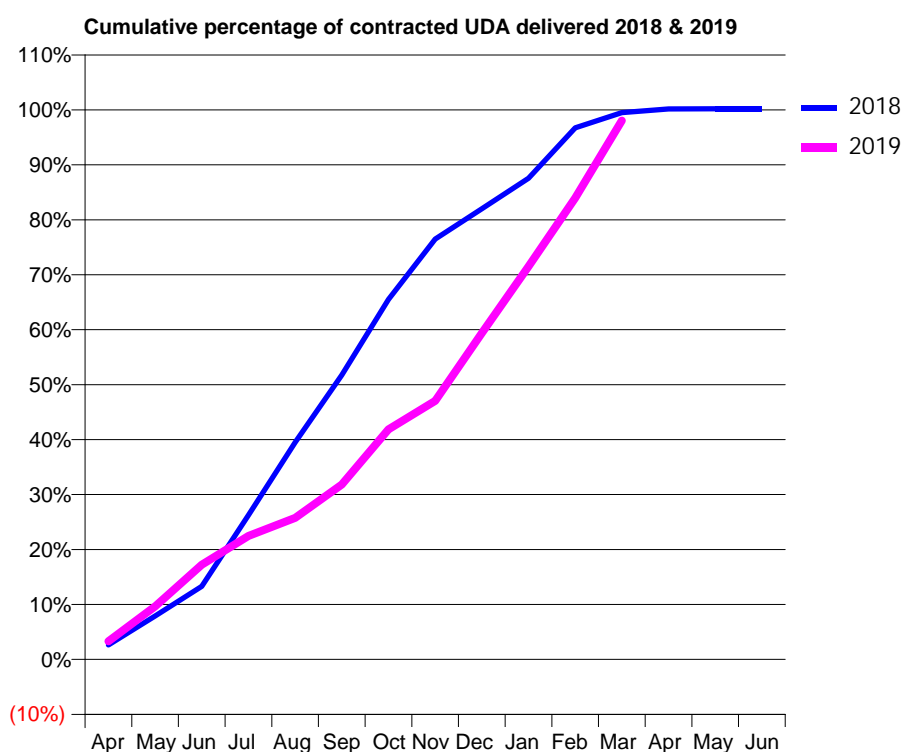
18/19 Contracted general activity (UDA)	16,372
Carry forward general activity (UDA)	0
18/19 Contracted orthodontic activity (UOA)	0
Carry forward orthodontic activity (UOA)	0
Baseline contract value	£433,626.52

ACCESS*

Patients seen in 24 months	Total	Change since previous quarter
Quarter ending March 2018	6,385	
Quarter ending June 2018	6,028	↓
Quarter ending September 2018	5,725	↓
Quarter ending December 2018	5,826	→
Quarter ending March 2019	6,084	↑
Variance since March 2018	(4.7%)	↓



ACTIVITY



Month	2018	2019
April	430	542
May	1,298	1,584
June	2,177	2,823
July	4,301	3,681
August	6,469	4,218
September	8,470	5,210
October	10,725	6,855
November	12,526	7,701
December	13,421	9,722
January	14,331	11,706
February	15,838	13,748
March	16,291	16,054
April	16,398	
May	16,402	
June	16,404	

QUALITY

	Quantity	Base Number	Contract	AT	Region	England
% of FP17s for the same patient ID Re-attending within 3 months - Children	187	2,503	7.5%	8.9%	11.3%	11.8%
% of FP17s for the same patient ID Re-attending within 3 months - Adults	730	4,302	17.0%	13.1%	15.4%	15.7%
% of FP17s for the same patient ID Re-attending between 3 & 9 months - Children	1,593	2,503	63.6%	62.1%	61.3%	58.9%
% of FP17s for the same patient ID Re-attending between 3 & 9 months - Adults	1,029	4,302	23.9%	52.3%	52.1%	50.8%
% of FP17s for Band 1 Urgent Courses	654	6,693	9.8%	8.4%	9.5%	9.1%
% of FP17s Relating to Free Repair or Replacements	9	6,693	0.1%	0.7%	0.6%	0.8%
% of FP17s Relating to Continuations	18	6,693	0.3%	0.7%	0.8%	0.9%
% of Patients satisfied with the dentistry they have received	7	7	N/A	93.4%	92.4%	92.5%
% of Patients satisfied with the time they had to wait for an appointment	7	7	N/A	85.3%	86.3%	87.0%

* This is based on patients treated on this contract for their most recent course of treatment. Figures in italics indicate the base number of FP17s or Patient Questionnaire responses are less than 100. N/A is shown where the base number of responses is less than 10 during the period. % is calculated as Quantity/Base number*100

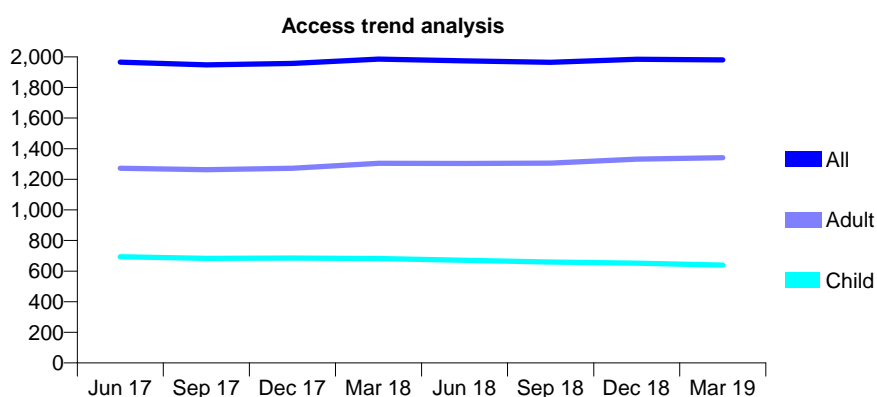
Q64 - Vital Signs At a Glance Contract Report for 573396/0001 - March 2019

Name or company name	MR JR THORNTON
Contract type name	GDS Contract
Purpose of contract	General
Contract start date	01/04/2006
Contract end date	

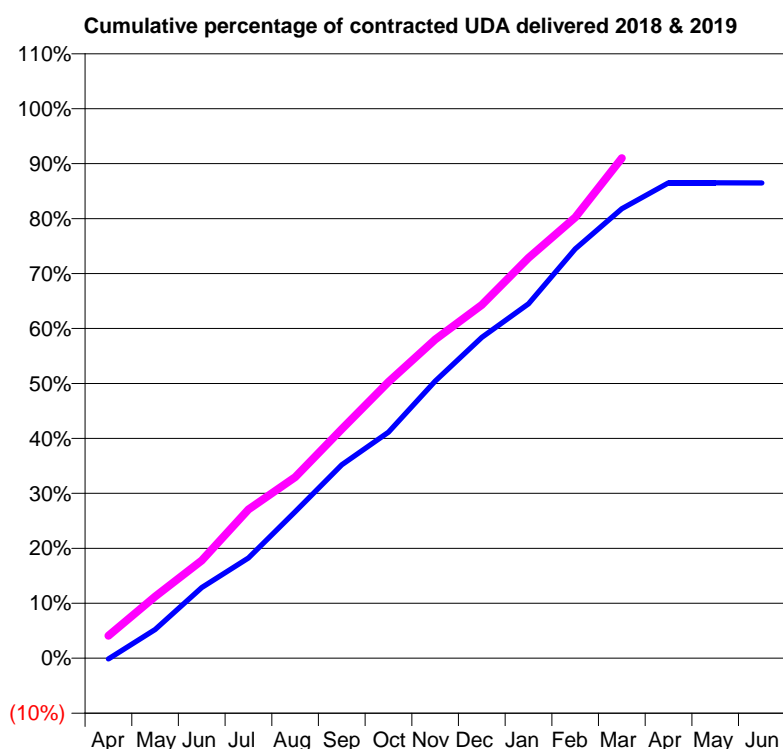
18/19 Contracted general activity (UDA)	5,500
Carry forward general activity (UDA)	0
18/19 Contracted orthodontic activity (UOA)	0
Carry forward orthodontic activity (UOA)	0
Baseline contract value	£123,632.69

ACCESS*

Patients seen in 24 months	Total	Change since previous quarter
Quarter ending March 2018	1,986	
Quarter ending June 2018	1,974	→
Quarter ending September 2018	1,965	→
Quarter ending December 2018	1,984	→
Quarter ending March 2019	1,980	→
Variance since March 2018	(0.3%)	→



ACTIVITY



Month	2018	2019
April	-9	225
May	288	617
June	708	978
July	1,004	1,488
August	1,466	1,814
September	1,936	2,294
October	2,264	2,765
November	2,774	3,190
December	3,210	3,536
January	3,546	4,006
February	4,097	4,412
March	4,499	5,005
April	4,757	
May	4,757	
June	4,756	

QUALITY

	Quantity	Base Number	Contract	AT	Region	England
% of FP17s for the same patient ID Re-attending within 3 months - Children	49	904	5.4%	8.9%	11.3%	11.8%
% of FP17s for the same patient ID Re-attending within 3 months - Adults	169	1,690	10.0%	13.1%	15.4%	15.7%
% of FP17s for the same patient ID Re-attending between 3 & 9 months - Children	542	904	60.0%	62.1%	61.3%	58.9%
% of FP17s for the same patient ID Re-attending between 3 & 9 months - Adults	930	1,690	55.0%	52.3%	52.1%	50.8%
% of FP17s for Band 1 Urgent Courses	55	2,490	2.2%	8.4%	9.5%	9.1%
% of FP17s Relating to Free Repair or Replacements	9	2,490	0.4%	0.7%	0.6%	0.8%
% of FP17s Relating to Continuations	0	2,490	0.0%	0.7%	0.8%	0.9%
% of Patients satisfied with the dentistry they have received	0	0	N/A	93.4%	92.4%	92.5%
% of Patients satisfied with the time they had to wait for an appointment	0	0	N/A	85.3%	86.3%	87.0%

* This is based on patients treated on this contract for their most recent course of treatment.

Figures in italics indicate the base number of FP17s or Patient Questionnaire responses are less than 100. N/A is shown where the base number of responses is less than 10 during the period. % is calculated as Quantity/Base number*100

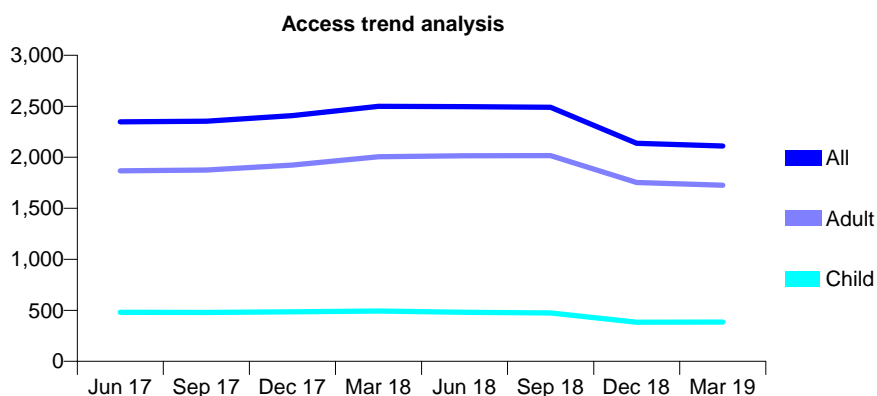
Q64 - Vital Signs At a Glance Contract Report for 573892/0001 - March 2019

Name or company name	MR JA SETON
Contract type name	GDS Contract
Purpose of contract	General
Contract start date	01/04/2006
Contract end date	

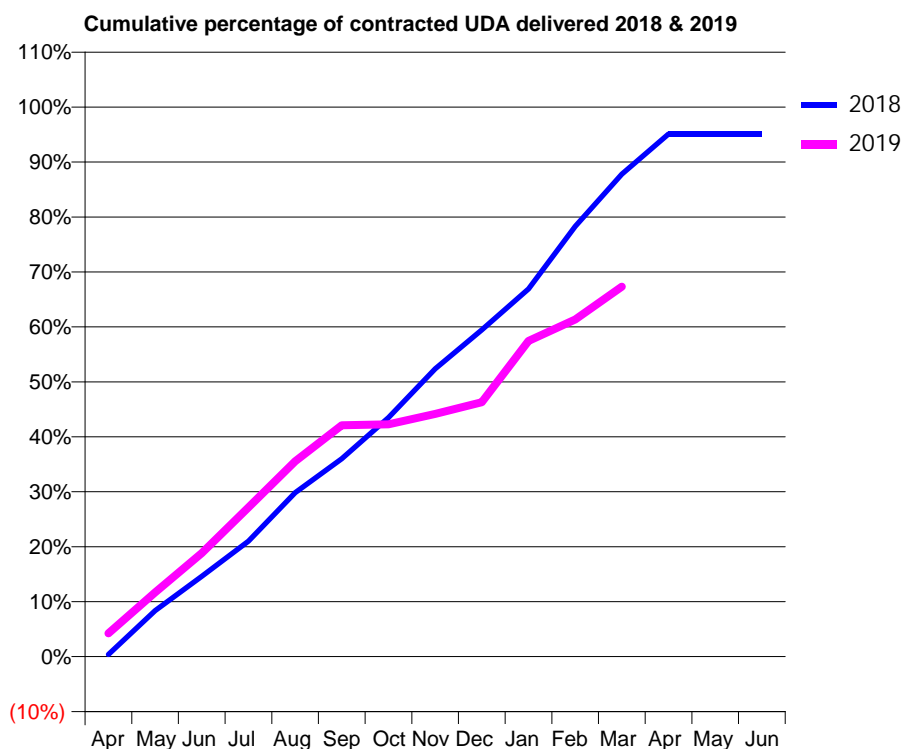
18/19 Contracted general activity (UDA)	7,618
Carry forward general activity (UDA)	0
18/19 Contracted orthodontic activity (UOA)	0
Carry forward orthodontic activity (UOA)	0
Baseline contract value	£160,997.16

ACCESS*

Patients seen in 24 months	Total	Change since previous quarter
Quarter ending March 2018	2,500	
Quarter ending June 2018	2,496	→
Quarter ending September 2018	2,491	→
Quarter ending December 2018	2,136	↓
Quarter ending March 2019	2,111	↓
Variance since March 2018	(15.6%)	↓



ACTIVITY



Month	Adjusted Scheduled Activity (UDA)	
	2018	2019
April	31	323
May	638	891
June	1,114	1,433
July	1,599	2,070
August	2,272	2,708
September	2,744	3,206
October	3,313	3,220
November	3,990	3,364
December	4,528	3,526
January	5,097	4,376
February	5,965	4,672
March	6,688	5,127
April	7,245	
May	7,245	
June	7,245	

QUALITY

	Quantity	Base Number	Contract	AT	Region	England
% of FP17s for the same patient ID Re-attending within 3 months - Children	26	587	4.4%	8.9%	11.3%	11.8%
% of FP17s for the same patient ID Re-attending within 3 months - Adults	247	2,675	9.2%	13.1%	15.4%	15.7%
% of FP17s for the same patient ID Re-attending between 3 & 9 months - Children	362	587	61.7%	62.1%	61.3%	58.9%
% of FP17s for the same patient ID Re-attending between 3 & 9 months - Adults	1,539	2,675	57.5%	52.3%	52.1%	50.8%
% of FP17s for Band 1 Urgent Courses	196	3,051	6.4%	8.4%	9.5%	9.1%
% of FP17s Relating to Free Repair or Replacements	23	3,051	0.8%	0.7%	0.6%	0.8%
% of FP17s Relating to Continuations	24	3,051	0.8%	0.7%	0.8%	0.9%
% of Patients satisfied with the dentistry they have received	5	5	N/A	93.4%	92.4%	92.5%
% of Patients satisfied with the time they had to wait for an appointment	5	5	N/A	85.3%	86.3%	87.0%

* This is based on patients treated on this contract for their most recent course of treatment. Figures in italics indicate the base number of FP17s or Patient Questionnaire responses are less than 100. N/A is shown where the base number of responses is less than 10 during the period. % is calculated as Quantity/Base number*100

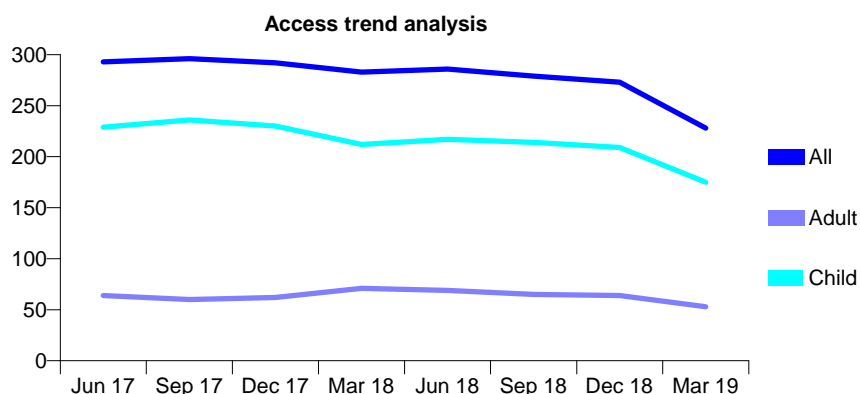
Q64 - Vital Signs At a Glance Contract Report for 620173/0001 - March 2019

Name or company name	Lovat House Dental Surgery
Contract type name	GDS Contract
Purpose of contract	General
Contract start date	01/04/2008
Contract end date	

18/19 Contracted general activity (UDA)	502
Carry forward general activity (UDA)	0
18/19 Contracted orthodontic activity (UOA)	0
Carry forward orthodontic activity (UOA)	0
Baseline contract value	£10,901.60

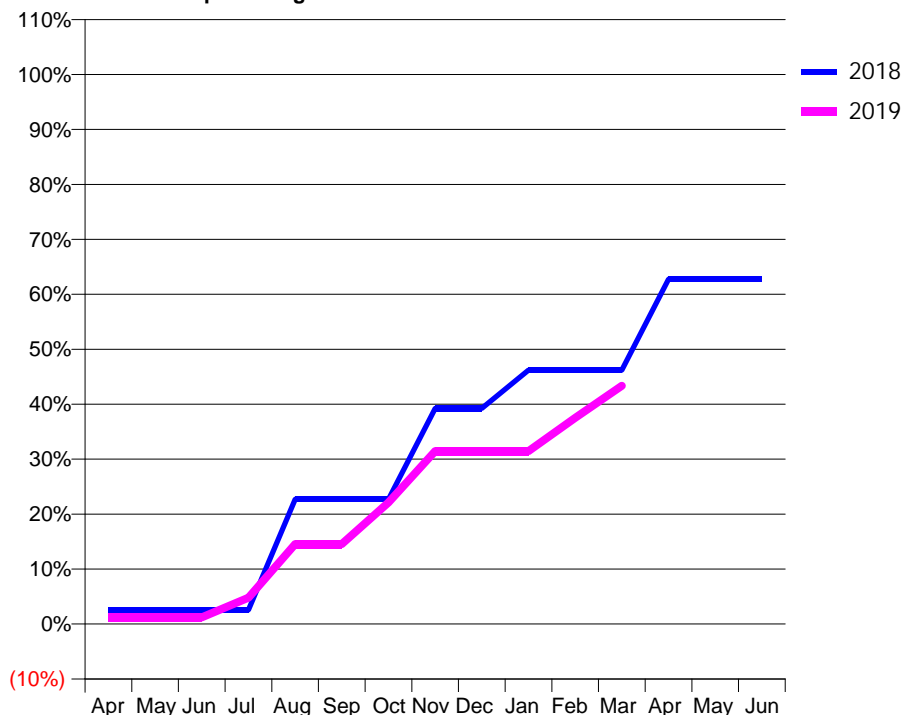
ACCESS*

Patients seen in 24 months	Total	Change since previous quarter
Quarter ending March 2018	283	
Quarter ending June 2018	286	→
Quarter ending September 2018	279	↓
Quarter ending December 2018	273	↓
Quarter ending March 2019	228	↓
Variance since March 2018	(19.4%)	↓



ACTIVITY

Cumulative percentage of contracted UDA delivered 2018 & 2019



Month	Adjusted Scheduled Activity (UDA)	
	2018	2019
April	13	6
May	13	6
June	13	6
July	13	24
August	114	73
September	114	73
October	114	111
November	197	158
December	197	158
January	232	158
February	232	188
March	232	218
April	315	
May	315	
June	315	

QUALITY

	Quantity	Base Number	Contract	AT	Region	England
% of FP17s for the same patient ID Re-attending within 3 months - Children	2	285	0.7%	8.9%	11.3%	11.8%
% of FP17s for the same patient ID Re-attending within 3 months - Adults	1	43	2.3%	13.1%	15.4%	15.7%
% of FP17s for the same patient ID Re-attending between 3 & 9 months - Children	181	285	63.5%	62.1%	61.3%	58.9%
% of FP17s for the same patient ID Re-attending between 3 & 9 months - Adults	26	43	60.5%	52.3%	52.1%	50.8%
% of FP17s for Band 1 Urgent Courses	3	213	1.4%	8.4%	9.5%	9.1%
% of FP17s Relating to Free Repair or Replacements	0	213	0.0%	0.7%	0.6%	0.8%
% of FP17s Relating to Continuations	0	213	0.0%	0.7%	0.8%	0.9%
% of Patients satisfied with the dentistry they have received	1	1	N/A	93.4%	92.4%	92.5%
% of Patients satisfied with the time they had to wait for an appointment	1	1	N/A	85.3%	86.3%	87.0%

* This is based on patients treated on this contract for their most recent course of treatment. Figures in italics indicate the base number of FP17s or Patient Questionnaire responses are less than 100. N/A is shown where the base number of responses is less than 10 during the period. % is calculated as Quantity/Base number*100

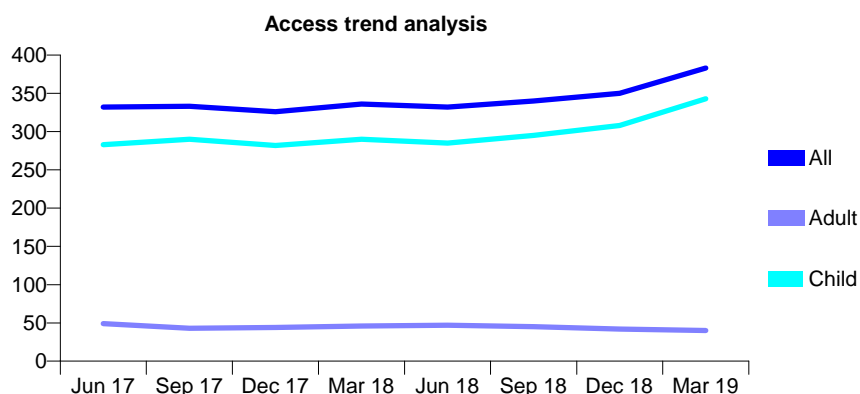
Q64 - Vital Signs At a Glance Contract Report for 623229/0001 - March 2019

Name or company name	The Cross House Dental Practice
Contract type name	GDS Contract
Purpose of contract	General
Contract start date	01/04/2006
Contract end date	

18/19 Contracted general activity (UDA)	700
Carry forward general activity (UDA)	0
18/19 Contracted orthodontic activity (UOA)	0
Carry forward orthodontic activity (UOA)	0
Baseline contract value	£17,876.35

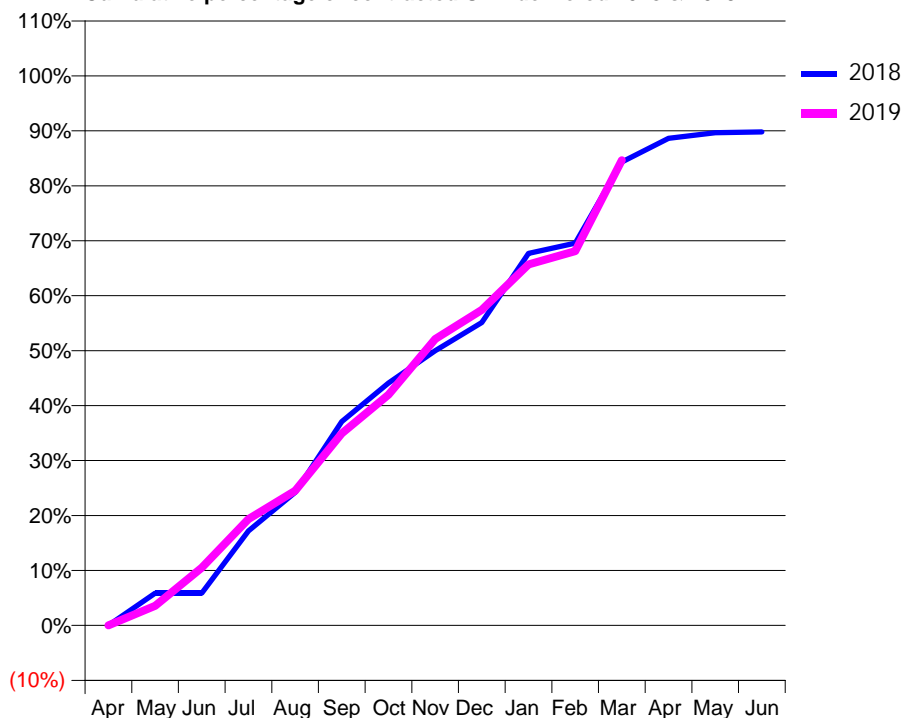
ACCESS*

Patients seen in 24 months	Total	Change since previous quarter
Quarter ending March 2018	336	
Quarter ending June 2018	332	↓
Quarter ending September 2018	340	↑
Quarter ending December 2018	350	↑
Quarter ending March 2019	383	↑
Variance since March 2018	14.0%	↑



ACTIVITY

Cumulative percentage of contracted UDA delivered 2018 & 2019



Month	Adjusted Scheduled Activity (UDA)	
	2018	2019
April	0	0
May	41	25
June	41	73
July	120	135
August	170	171
September	260	245
October	309	294
November	350	365
December	386	402
January	474	460
February	487	477
March	590	592
April	620	
May	628	
June	629	

QUALITY

	Quantity	Base Number	Contract	AT	Region	England
% of FP17s for the same patient ID Re-attending within 3 months - Children	18	475	3.8%	8.9%	11.3%	11.8%
% of FP17s for the same patient ID Re-attending within 3 months - Adults	2	26	7.7%	13.1%	15.4%	15.7%
% of FP17s for the same patient ID Re-attending between 3 & 9 months - Children	300	475	63.2%	62.1%	61.3%	58.9%
% of FP17s for the same patient ID Re-attending between 3 & 9 months - Adults	14	26	53.8%	52.3%	52.1%	50.8%
% of FP17s for Band 1 Urgent Courses	6	473	1.3%	8.4%	9.5%	9.1%
% of FP17s Relating to Free Repair or Replacements	0	473	0.0%	0.7%	0.6%	0.8%
% of FP17s Relating to Continuations	0	473	0.0%	0.7%	0.8%	0.9%
% of Patients satisfied with the dentistry they have received	1	1	N/A	93.4%	92.4%	92.5%
% of Patients satisfied with the time they had to wait for an appointment	1	1	N/A	85.3%	86.3%	87.0%

* This is based on patients treated on this contract for their most recent course of treatment. Figures in italics indicate the base number of FP17s or Patient Questionnaire responses are less than 100. N/A is shown where the base number of responses is less than 10 during the period. % is calculated as Quantity/Base number*100

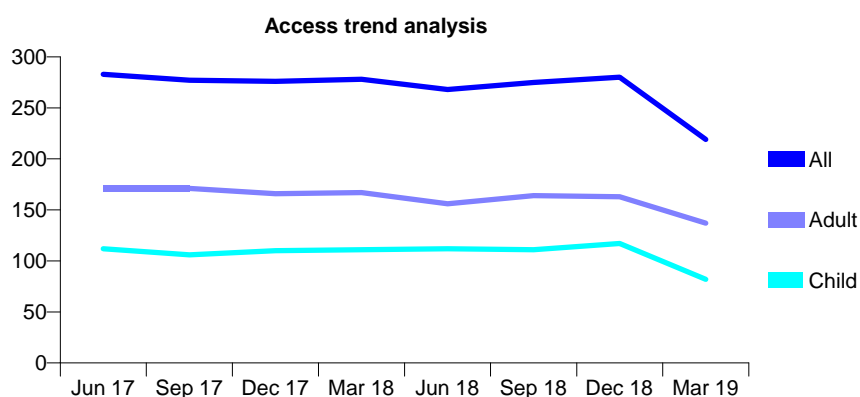
Q64 - Vital Signs At a Glance Contract Report for 630020/0001 - March 2019

Name or company name	MR RC BEVAN
Contract type name	GDS Contract
Purpose of contract	General
Contract start date	01/04/2006
Contract end date	31/12/2018

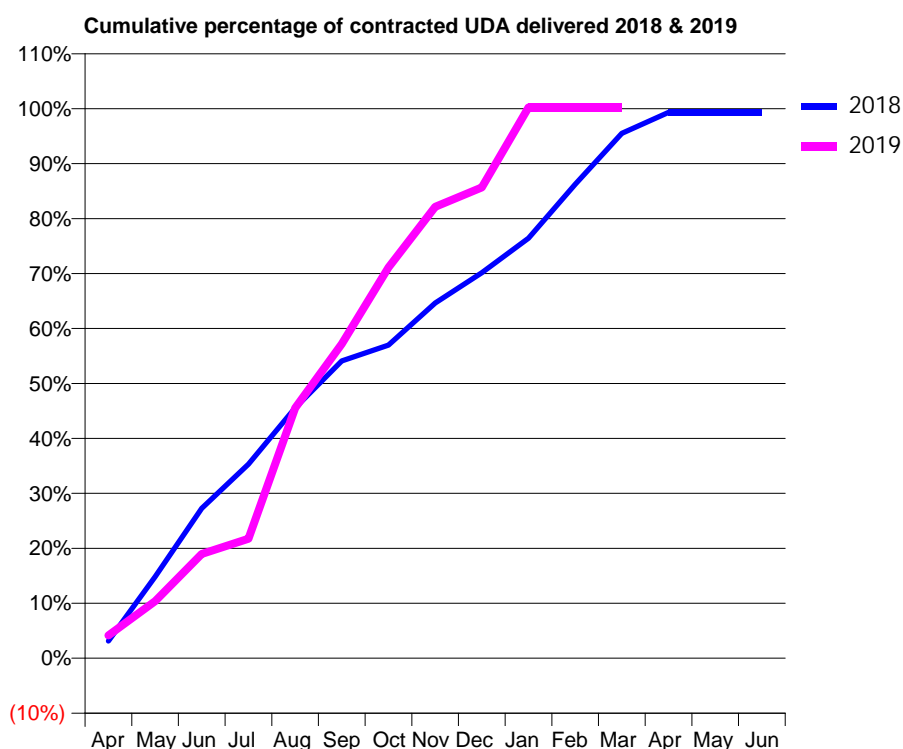
18/19 Contracted general activity (UDA)	553
Carry forward general activity (UDA)	5
18/19 Contracted orthodontic activity (UOA)	0
Carry forward orthodontic activity (UOA)	0
Baseline contract value	£14,499.25

ACCESS*

Patients seen in 24 months	Total	Change since previous quarter
Quarter ending March 2018	278	
Quarter ending June 2018	268	↓
Quarter ending September 2018	275	↑
Quarter ending December 2018	280	→
Quarter ending March 2019	219	↓
Variance since March 2018	(21.2%)	↓



ACTIVITY



Month	2018	2019
April	23	23
May	109	57
June	201	105
July	260	120
August	336	252
September	399	316
October	420	393
November	476	454
December	517	474
January	563	554
February	636	554
March	704	554
April	732	
May	732	
June	732	

QUALITY

	Quantity	Base Number	Contract	AT	Region	England
% of FP17s for the same patient ID Re-attending within 3 months - Children	5	128	3.9%	8.9%	11.3%	11.8%
% of FP17s for the same patient ID Re-attending within 3 months - Adults	8	161	5.0%	13.1%	15.4%	15.7%
% of FP17s for the same patient ID Re-attending between 3 & 9 months - Children	44	128	34.4%	62.1%	61.3%	58.9%
% of FP17s for the same patient ID Re-attending between 3 & 9 months - Adults	48	161	29.8%	52.3%	52.1%	50.8%
% of FP17s for Band 1 Urgent Courses	16	275	5.8%	8.4%	9.5%	9.1%
% of FP17s Relating to Free Repair or Replacements	0	275	0.0%	0.7%	0.6%	0.8%
% of FP17s Relating to Continuations	2	275	0.7%	0.7%	0.8%	0.9%
% of Patients satisfied with the dentistry they have received	0	0	N/A	93.4%	92.4%	92.5%
% of Patients satisfied with the time they had to wait for an appointment	0	0	N/A	85.3%	86.3%	87.0%

* This is based on patients treated on this contract for their most recent course of treatment.

Figures in italics indicate the base number of FP17s or Patient Questionnaire responses are less than 100. N/A is shown where the base number of responses is less than 10 during the period. % is calculated as Quantity/Base number*100

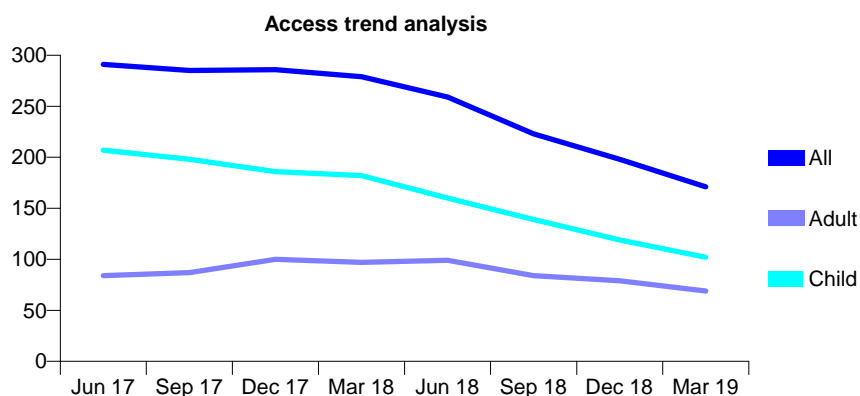
Q64 - Vital Signs At a Glance Contract Report for 630489/0003 - March 2019

Name or company name	MR CA DANNHAUSER
Contract type name	GDS Contract
Purpose of contract	General
Contract start date	01/04/2006
Contract end date	01/04/2018

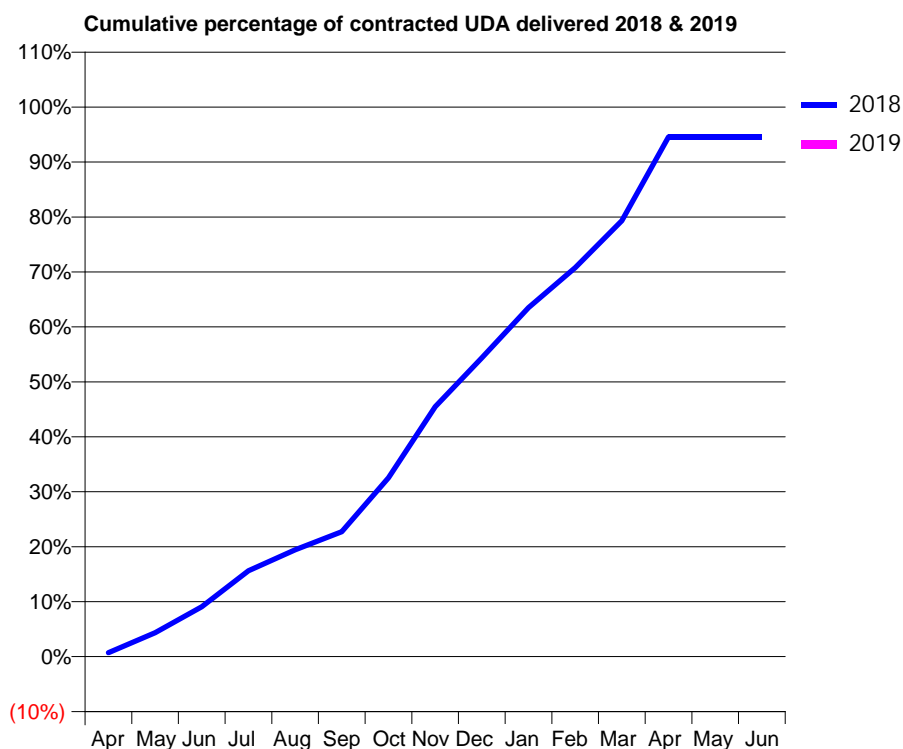
18/19 Contracted general activity (UDA)	2
Carry forward general activity (UDA)	0
18/19 Contracted orthodontic activity (UOA)	0
Carry forward orthodontic activity (UOA)	0
Baseline contract value	£35.65

ACCESS*

Patients seen in 24 months	Total	Change since previous quarter
Quarter ending March 2018	279	
Quarter ending June 2018	259	↓
Quarter ending September 2018	223	↓
Quarter ending December 2018	198	↓
Quarter ending March 2019	171	↓
Variance since March 2018	(38.7%)	↓



ACTIVITY



Month	Adjusted Scheduled Activity (UDA)	
	2018	2019
April	4	18
May	24	18
June	50	18
July	86	18
August	107	18
September	125	18
October	179	18
November	250	18
December	299	18
January	349	18
February	389	18
March	436	18
April	520	
May	520	
June	520	

QUALITY

	Quantity	Base Number	Contract	AT	Region	England
% of FP17s for the same patient ID Re-attending within 3 months - Children	3	44	6.8%	8.9%	11.3%	11.8%
% of FP17s for the same patient ID Re-attending within 3 months - Adults	0	7	0.0%	13.1%	15.4%	15.7%
% of FP17s for the same patient ID Re-attending between 3 & 9 months - Children	21	44	47.7%	62.1%	61.3%	58.9%
% of FP17s for the same patient ID Re-attending between 3 & 9 months - Adults	7	7	100.0%	52.3%	52.1%	50.8%
% of FP17s for Band 1 Urgent Courses	0	3	0.0%	8.4%	9.5%	9.1%
% of FP17s Relating to Free Repair or Replacements	0	3	0.0%	0.7%	0.6%	0.8%
% of FP17s Relating to Continuations	0	3	0.0%	0.7%	0.8%	0.9%
% of Patients satisfied with the dentistry they have received	0	0	N/A	93.4%	92.4%	92.5%
% of Patients satisfied with the time they had to wait for an appointment	0	0	N/A	85.3%	86.3%	87.0%

* This is based on patients treated on this contract for their most recent course of treatment. Figures in italics indicate the base number of FP17s or Patient Questionnaire responses are less than 100. N/A is shown where the base number of responses is less than 10 during the period. % is calculated as Quantity/Base number*100

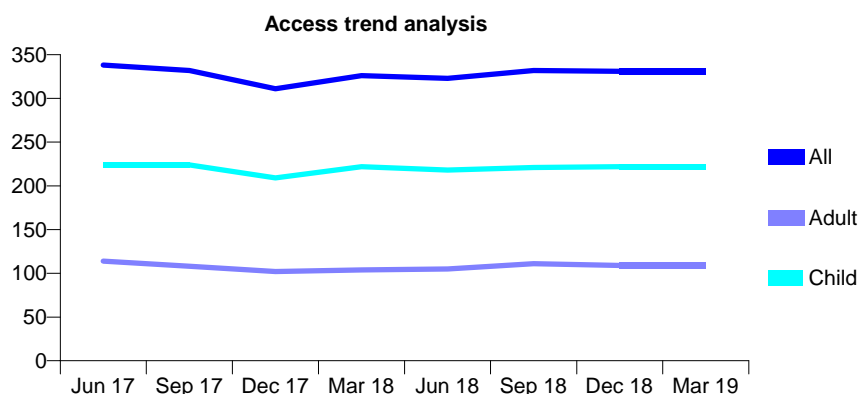
Q64 - Vital Signs At a Glance Contract Report for 632171/0001 - March 2019

Name or company name	MR CJ RUSHFORTH
Contract type name	GDS Contract
Purpose of contract	General
Contract start date	01/04/2006
Contract end date	

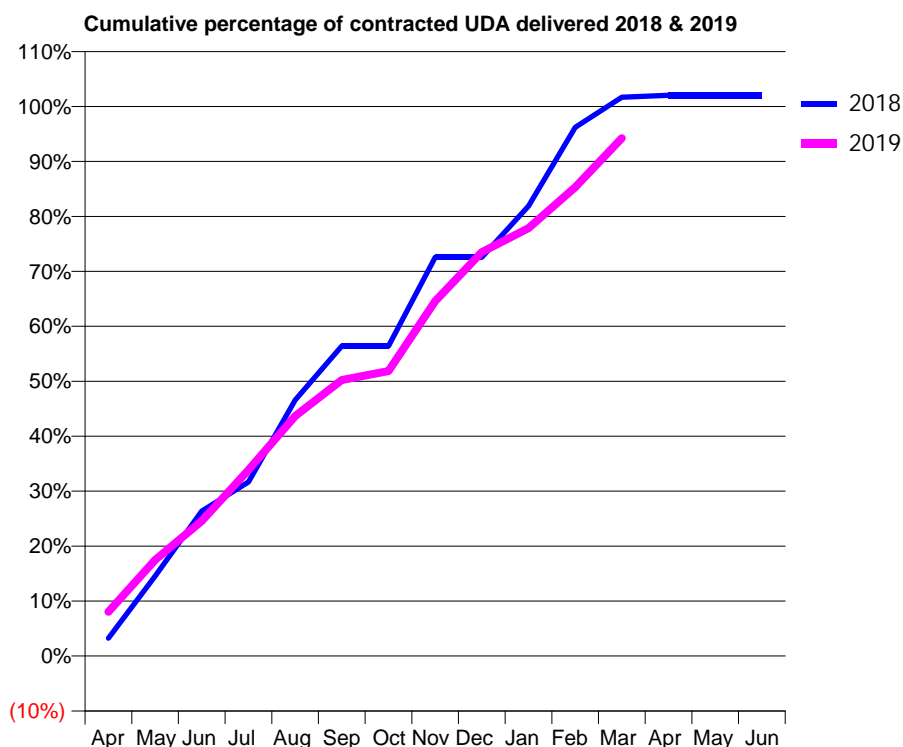
18/19 Contracted general activity (UDA)	550
Carry forward general activity (UDA)	-11
18/19 Contracted orthodontic activity (UOA)	0
Carry forward orthodontic activity (UOA)	0
Baseline contract value	£16,123.29

ACCESS*

Patients seen in 24 months	Total	Change since previous quarter
Quarter ending March 2018	326	
Quarter ending June 2018	323	→
Quarter ending September 2018	332	↑
Quarter ending December 2018	331	→
Quarter ending March 2019	331	→
Variance since March 2018	1.5%	→



ACTIVITY



Month	Adjusted Scheduled Activity (UDA)	
	2018	2019
April	18	44
May	80	96
June	145	135
July	174	186
August	256	240
September	310	276
October	310	285
November	399	355
December	399	404
January	450	428
February	529	469
March	559	518
April	561	
May	561	
June	561	

QUALITY

	Quantity	Base Number	Contract	AT	Region	England
% of FP17s for the same patient ID Re-attending within 3 months - Children	7	312	2.2%	8.9%	11.3%	11.8%
% of FP17s for the same patient ID Re-attending within 3 months - Adults	1	88	1.1%	13.1%	15.4%	15.7%
% of FP17s for the same patient ID Re-attending between 3 & 9 months - Children	190	312	60.9%	62.1%	61.3%	58.9%
% of FP17s for the same patient ID Re-attending between 3 & 9 months - Adults	50	88	56.8%	52.3%	52.1%	50.8%
% of FP17s for Band 1 Urgent Courses	1	398	0.3%	8.4%	9.5%	9.1%
% of FP17s Relating to Free Repair or Replacements	0	398	0.0%	0.7%	0.6%	0.8%
% of FP17s Relating to Continuations	0	398	0.0%	0.7%	0.8%	0.9%
% of Patients satisfied with the dentistry they have received	0	0	N/A	93.4%	92.4%	92.5%
% of Patients satisfied with the time they had to wait for an appointment	0	0	N/A	85.3%	86.3%	87.0%

* This is based on patients treated on this contract for their most recent course of treatment. Figures in italics indicate the base number of FP17s or Patient Questionnaire responses are less than 100. N/A is shown where the base number of responses is less than 10 during the period. % is calculated as Quantity/Base number*100

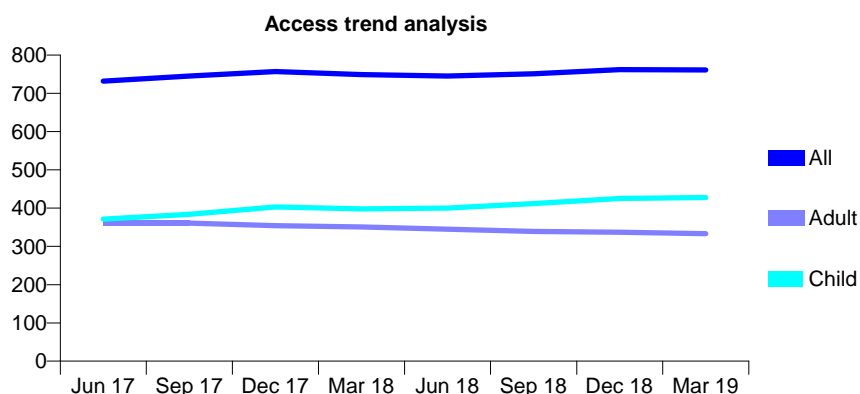
Q64 - Vital Signs At a Glance Contract Report for 636479/0001 - March 2019

Name or company name	MR MA SALIBA
Contract type name	GDS Contract
Purpose of contract	General
Contract start date	01/04/2006
Contract end date	

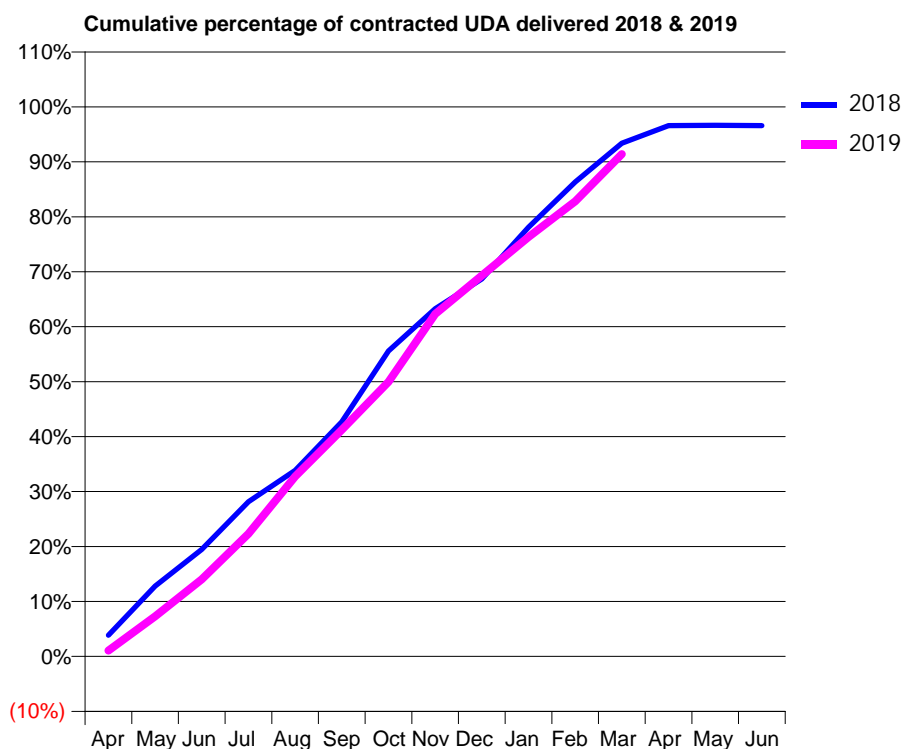
18/19 Contracted general activity (UDA)	2,500
Carry forward general activity (UDA)	85
18/19 Contracted orthodontic activity (UOA)	0
Carry forward orthodontic activity (UOA)	0
Baseline contract value	£70,505.44

ACCESS*

Patients seen in 24 months	Total	Change since previous quarter
Quarter ending March 2018	749	
Quarter ending June 2018	745	→
Quarter ending September 2018	751	→
Quarter ending December 2018	762	→
Quarter ending March 2019	761	→
Variance since March 2018	1.6%	→



ACTIVITY



Month	2018	2019
April	97	26
May	320	182
June	487	351
July	704	558
August	846	819
September	1,067	1,030
October	1,390	1,249
November	1,582	1,558
December	1,717	1,732
January	1,952	1,908
February	2,158	2,070
March	2,334	2,285
April	2,415	
May	2,416	
June	2,415	

QUALITY

	Quantity	Base Number	Contract	AT	Region	England
% of FP17s for the same patient ID Re-attending within 3 months - Children	88	733	12.0%	8.9%	11.3%	11.8%
% of FP17s for the same patient ID Re-attending within 3 months - Adults	91	495	18.4%	13.1%	15.4%	15.7%
% of FP17s for the same patient ID Re-attending between 3 & 9 months - Children	477	733	65.1%	62.1%	61.3%	58.9%
% of FP17s for the same patient ID Re-attending between 3 & 9 months - Adults	290	495	58.6%	52.3%	52.1%	50.8%
% of FP17s for Band 1 Urgent Courses	66	1,190	5.5%	8.4%	9.5%	9.1%
% of FP17s Relating to Free Repair or Replacements	16	1,190	1.3%	0.7%	0.6%	0.8%
% of FP17s Relating to Continuations	8	1,190	0.7%	0.7%	0.8%	0.9%
% of Patients satisfied with the dentistry they have received	0	0	N/A	93.4%	92.4%	92.5%
% of Patients satisfied with the time they had to wait for an appointment	0	0	N/A	85.3%	86.3%	87.0%

* This is based on patients treated on this contract for their most recent course of treatment. Figures in italics indicate the base number of FP17s or Patient Questionnaire responses are less than 100. N/A is shown where the base number of responses is less than 10 during the period. % is calculated as Quantity/Base number*100

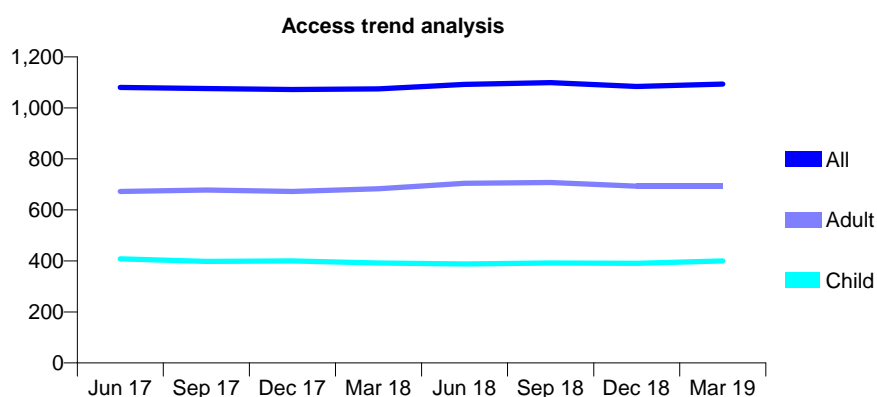
Q64 - Vital Signs At a Glance Contract Report for 636975/0001 - March 2019

Name or company name	MR PS SMITHSON
Contract type name	GDS Contract
Purpose of contract	General
Contract start date	01/04/2006
Contract end date	

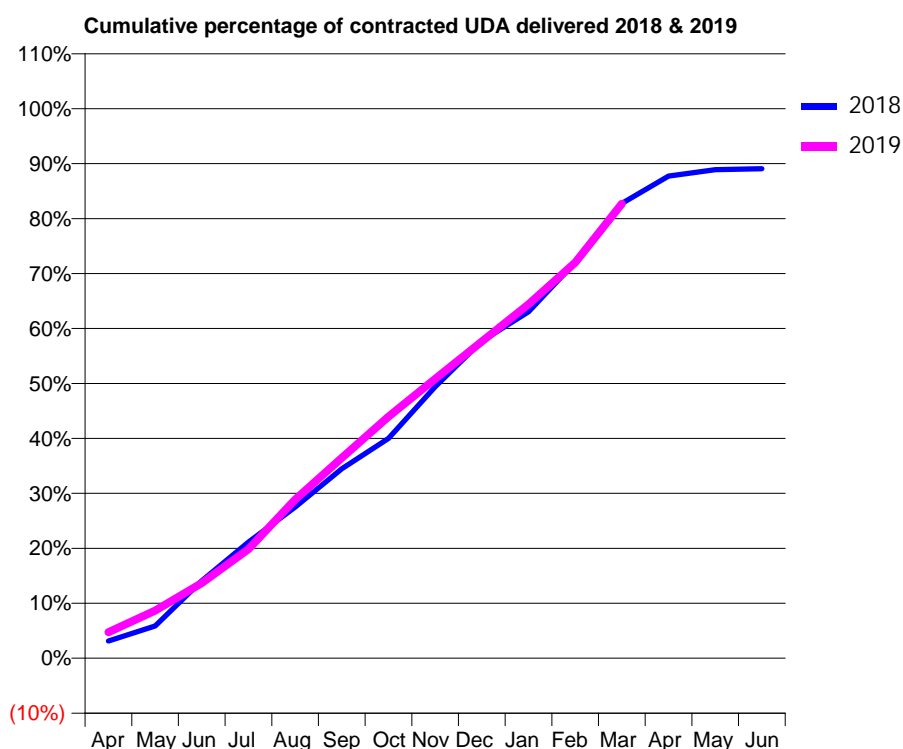
18/19 Contracted general activity (UDA)	3,666
Carry forward general activity (UDA)	0
18/19 Contracted orthodontic activity (UOA)	0
Carry forward orthodontic activity (UOA)	0
Baseline contract value	£85,965.46

ACCESS*

Patients seen in 24 months	Total	Change since previous quarter
Quarter ending March 2018	1,075	
Quarter ending June 2018	1,092	→
Quarter ending September 2018	1,099	→
Quarter ending December 2018	1,084	↓
Quarter ending March 2019	1,093	→
Variance since March 2018	1.7%	→



ACTIVITY



Month	2018	2019
April	115	174
May	214	318
June	517	501
July	775	727
August	1,008	1,058
September	1,263	1,337
October	1,467	1,612
November	1,811	1,863
December	2,115	2,112
January	2,311	2,361
February	2,641	2,640
March	3,033	3,031
April	3,216	
May	3,259	
June	3,265	

QUALITY

	Quantity	Base Number	Contract	AT	Region	England
% of FP17s for the same patient ID Re-attending within 3 months - Children	39	584	6.7%	8.9%	11.3%	11.8%
% of FP17s for the same patient ID Re-attending within 3 months - Adults	105	938	11.2%	13.1%	15.4%	15.7%
% of FP17s for the same patient ID Re-attending between 3 & 9 months - Children	297	584	50.9%	62.1%	61.3%	58.9%
% of FP17s for the same patient ID Re-attending between 3 & 9 months - Adults	493	938	52.6%	52.3%	52.1%	50.8%
% of FP17s for Band 1 Urgent Courses	45	1,456	3.1%	8.4%	9.5%	9.1%
% of FP17s Relating to Free Repair or Replacements	19	1,456	1.3%	0.7%	0.6%	0.8%
% of FP17s Relating to Continuations	2	1,456	0.1%	0.7%	0.8%	0.9%
% of Patients satisfied with the dentistry they have received	1	1	N/A	93.4%	92.4%	92.5%
% of Patients satisfied with the time they had to wait for an appointment	1	1	N/A	85.3%	86.3%	87.0%

* This is based on patients treated on this contract for their most recent course of treatment.

Figures in italics indicate the base number of FP17s or Patient Questionnaire responses are less than 100. N/A is shown where the base number of responses is less than 10 during the period. % is calculated as Quantity/Base number*100

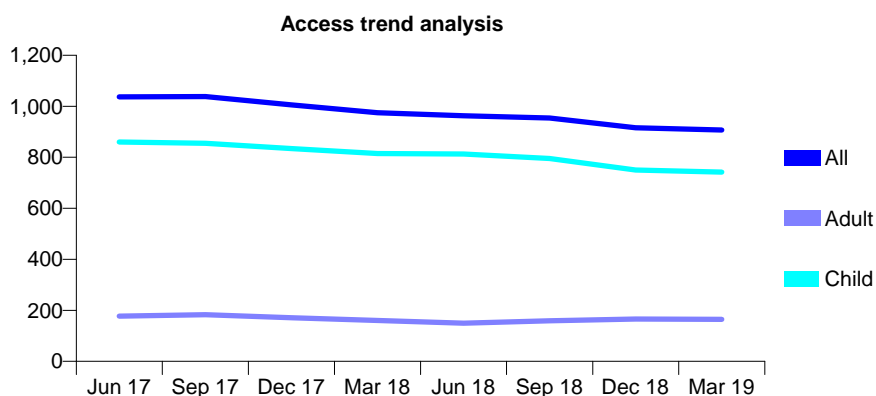
Q64 - Vital Signs At a Glance Contract Report for 642231/0001 - March 2019

Name or company name	MR RO COLEMAN
Contract type name	GDS Contract
Purpose of contract	General
Contract start date	01/04/2006
Contract end date	

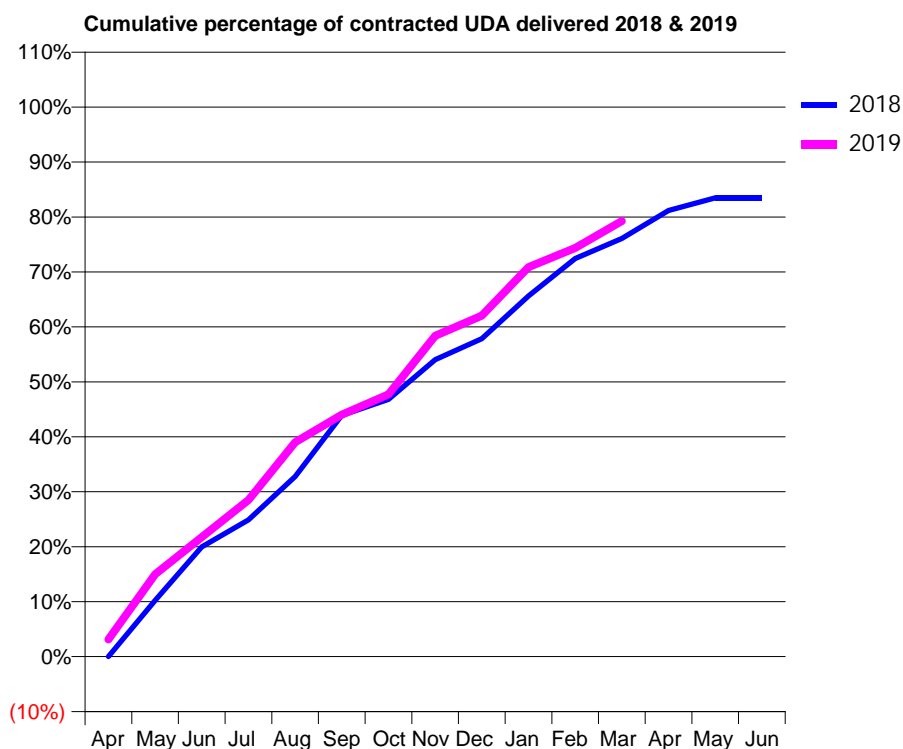
18/19 Contracted general activity (UDA)	2,200
Carry forward general activity (UDA)	0
18/19 Contracted orthodontic activity (UOA)	0
Carry forward orthodontic activity (UOA)	0
Baseline contract value	£47,548.10

ACCESS*

Patients seen in 24 months	Total	Change since previous quarter
Quarter ending March 2018	975	
Quarter ending June 2018	963	↓
Quarter ending September 2018	954	→
Quarter ending December 2018	916	↓
Quarter ending March 2019	907	→
Variance since March 2018	(7.0%)	↓



ACTIVITY



Month	Adjusted Scheduled Activity (UDA)	
	2018	2019
April	0	69
May	246	329
June	479	479
July	597	627
August	787	858
September	1,054	968
October	1,124	1,050
November	1,297	1,284
December	1,388	1,365
January	1,575	1,559
February	1,739	1,636
March	1,826	1,743
April	1,949	
May	2,004	
June	2,004	

QUALITY

	Quantity	Base Number	Contract	AT	Region	England
% of FP17s for the same patient ID Re-attending within 3 months - Children	58	1,010	5.7%	8.9%	11.3%	11.8%
% of FP17s for the same patient ID Re-attending within 3 months - Adults	4	72	5.6%	13.1%	15.4%	15.7%
% of FP17s for the same patient ID Re-attending between 3 & 9 months - Children	533	1,010	52.8%	62.1%	61.3%	58.9%
% of FP17s for the same patient ID Re-attending between 3 & 9 months - Adults	41	72	56.9%	52.3%	52.1%	50.8%
% of FP17s for Band 1 Urgent Courses	44	993	4.4%	8.4%	9.5%	9.1%
% of FP17s Relating to Free Repair or Replacements	0	993	0.0%	0.7%	0.6%	0.8%
% of FP17s Relating to Continuations	0	993	0.0%	0.7%	0.8%	0.9%
% of Patients satisfied with the dentistry they have received	1	1	N/A	93.4%	92.4%	92.5%
% of Patients satisfied with the time they had to wait for an appointment	1	1	N/A	85.3%	86.3%	87.0%

* This is based on patients treated on this contract for their most recent course of treatment. Figures in italics indicate the base number of FP17s or Patient Questionnaire responses are less than 100. N/A is shown where the base number of responses is less than 10 during the period. % is calculated as Quantity/Base number*100

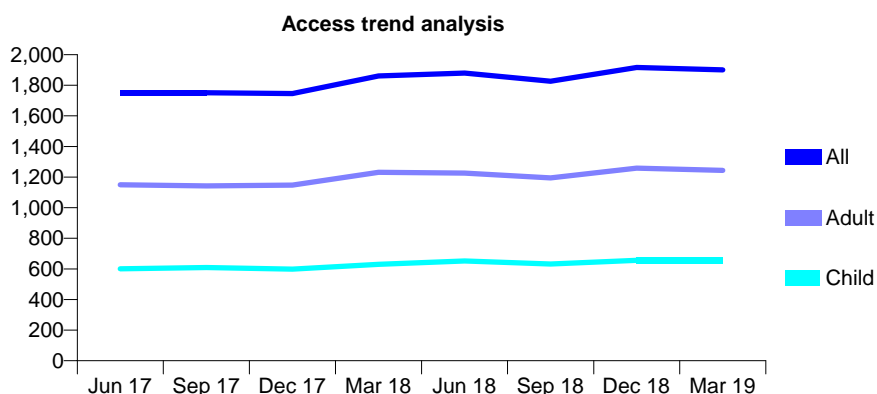
Q64 - Vital Signs At a Glance Contract Report for 643297/0001 - March 2019

Name or company name	Savernake Dental Partners
Contract type name	GDS Contract
Purpose of contract	General
Contract start date	01/04/2006
Contract end date	

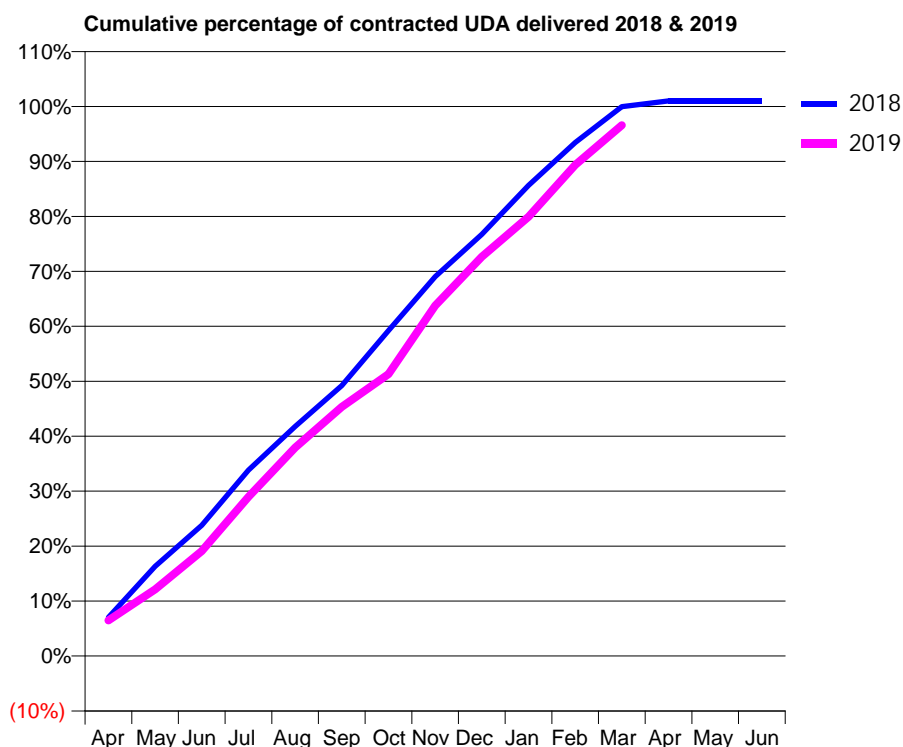
18/19 Contracted general activity (UDA)	3,738
Carry forward general activity (UDA)	-38
18/19 Contracted orthodontic activity (UOA)	0
Carry forward orthodontic activity (UOA)	0
Baseline contract value	£80,842.10

ACCESS*

Patients seen in 24 months	Total	Change since previous quarter
Quarter ending March 2018	1,861	
Quarter ending June 2018	1,879	→
Quarter ending September 2018	1,826	↓
Quarter ending December 2018	1,916	↑
Quarter ending March 2019	1,900	→
Variance since March 2018	2.1%	↑



ACTIVITY



Month	Adjusted Scheduled Activity (UDA)	
	2018	2019
April	263	243
May	610	454
June	889	714
July	1,264	1,083
August	1,562	1,418
September	1,839	1,695
October	2,213	1,918
November	2,580	2,383
December	2,868	2,715
January	3,200	2,987
February	3,493	3,340
March	3,737	3,610
April	3,776	
May	3,776	
June	3,776	

QUALITY

	Quantity	Base Number	Contract	AT	Region	England
% of FP17s for the same patient ID Re-attending within 3 months - Children	39	1,107	3.5%	8.9%	11.3%	11.8%
% of FP17s for the same patient ID Re-attending within 3 months - Adults	187	1,920	9.7%	13.1%	15.4%	15.7%
% of FP17s for the same patient ID Re-attending between 3 & 9 months - Children	527	1,107	47.6%	62.1%	61.3%	58.9%
% of FP17s for the same patient ID Re-attending between 3 & 9 months - Adults	700	1,920	36.5%	52.3%	52.1%	50.8%
% of FP17s for Band 1 Urgent Courses	127	2,032	6.3%	8.4%	9.5%	9.1%
% of FP17s Relating to Free Repair or Replacements	5	2,032	0.2%	0.7%	0.6%	0.8%
% of FP17s Relating to Continuations	21	2,032	1.0%	0.7%	0.8%	0.9%
% of Patients satisfied with the dentistry they have received	4	4	N/A	93.4%	92.4%	92.5%
% of Patients satisfied with the time they had to wait for an appointment	4	4	N/A	85.3%	86.3%	87.0%

* This is based on patients treated on this contract for their most recent course of treatment. Figures in italics indicate the base number of FP17s or Patient Questionnaire responses are less than 100. N/A is shown where the base number of responses is less than 10 during the period. % is calculated as Quantity/Base number*100

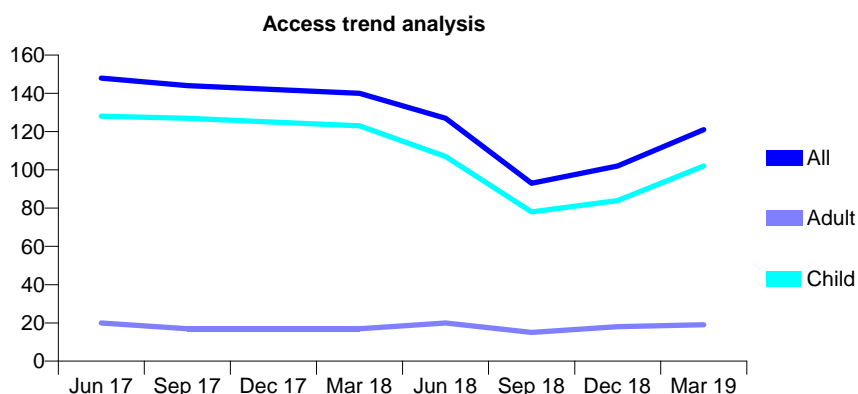
Q64 - Vital Signs At a Glance Contract Report for 650455/0001 - March 2019

Name or company name	MR JC KILLICK
Contract type name	GDS Contract
Purpose of contract	General
Contract start date	01/04/2006
Contract end date	

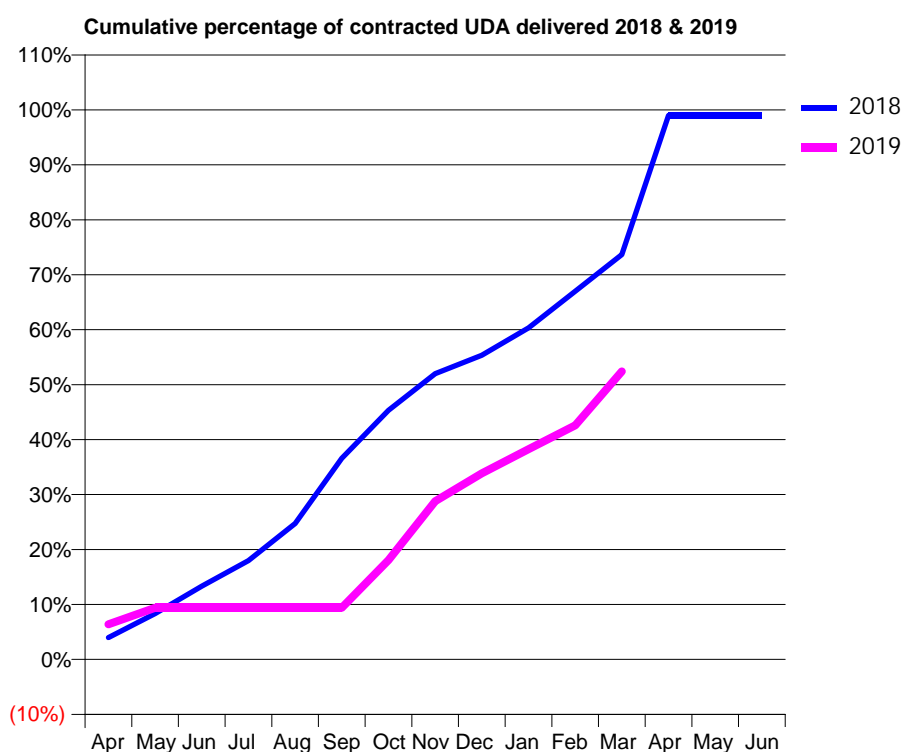
18/19 Contracted general activity (UDA)	300
Carry forward general activity (UDA)	3
18/19 Contracted orthodontic activity (UOA)	0
Carry forward orthodontic activity (UOA)	0
Baseline contract value	£7,251.20

ACCESS*

Patients seen in 24 months	Total	Change since previous quarter
Quarter ending March 2018	140	
Quarter ending June 2018	127	↓
Quarter ending September 2018	93	↓
Quarter ending December 2018	102	↑
Quarter ending March 2019	121	↑
Variance since March 2018	(13.6%)	↓



ACTIVITY



Month	Adjusted Scheduled Activity (UDA)	
	2018	2019
April	12	19
May	25	28
June	40	28
July	54	28
August	74	28
September	110	28
October	136	54
November	156	86
December	166	102
January	181	115
February	201	128
March	221	157
April	297	
May	297	
June	297	

QUALITY

	Quantity	Base Number	Contract	AT	Region	England
% of FP17s for the same patient ID Re-attending within 3 months - Children	5	150	3.3%	8.9%	11.3%	11.8%
% of FP17s for the same patient ID Re-attending within 3 months - Adults	0	9	0.0%	13.1%	15.4%	15.7%
% of FP17s for the same patient ID Re-attending between 3 & 9 months - Children	81	150	54.0%	62.1%	61.3%	58.9%
% of FP17s for the same patient ID Re-attending between 3 & 9 months - Adults	2	9	22.2%	52.3%	52.1%	50.8%
% of FP17s for Band 1 Urgent Courses	6	132	4.5%	8.4%	9.5%	9.1%
% of FP17s Relating to Free Repair or Replacements	0	132	0.0%	0.7%	0.6%	0.8%
% of FP17s Relating to Continuations	0	132	0.0%	0.7%	0.8%	0.9%
% of Patients satisfied with the dentistry they have received	0	0	N/A	93.4%	92.4%	92.5%
% of Patients satisfied with the time they had to wait for an appointment	0	0	N/A	85.3%	86.3%	87.0%

* This is based on patients treated on this contract for their most recent course of treatment. Figures in italics indicate the base number of FP17s or Patient Questionnaire responses are less than 100. N/A is shown where the base number of responses is less than 10 during the period. % is calculated as Quantity/Base number*100

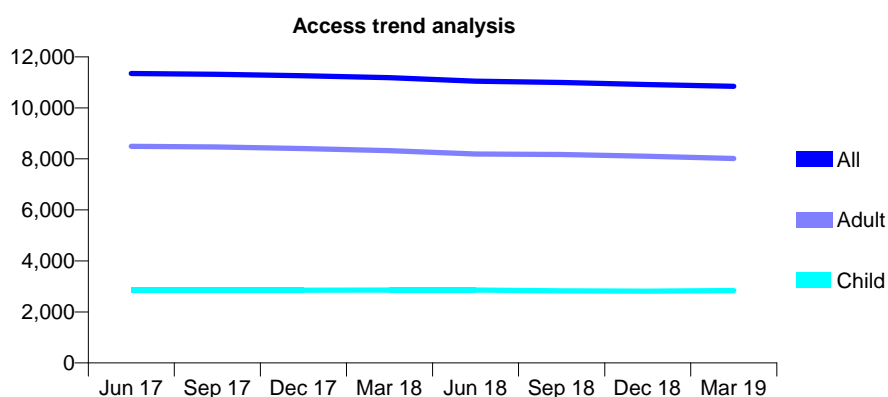
Q64 - Vital Signs At a Glance Contract Report for 651796/0001 - March 2019

Name or company name	MISS PA RISELEY-PRICHARD
Contract type name	Pilot Contract
Purpose of contract	General
Contract start date	01/04/2006
Contract end date	

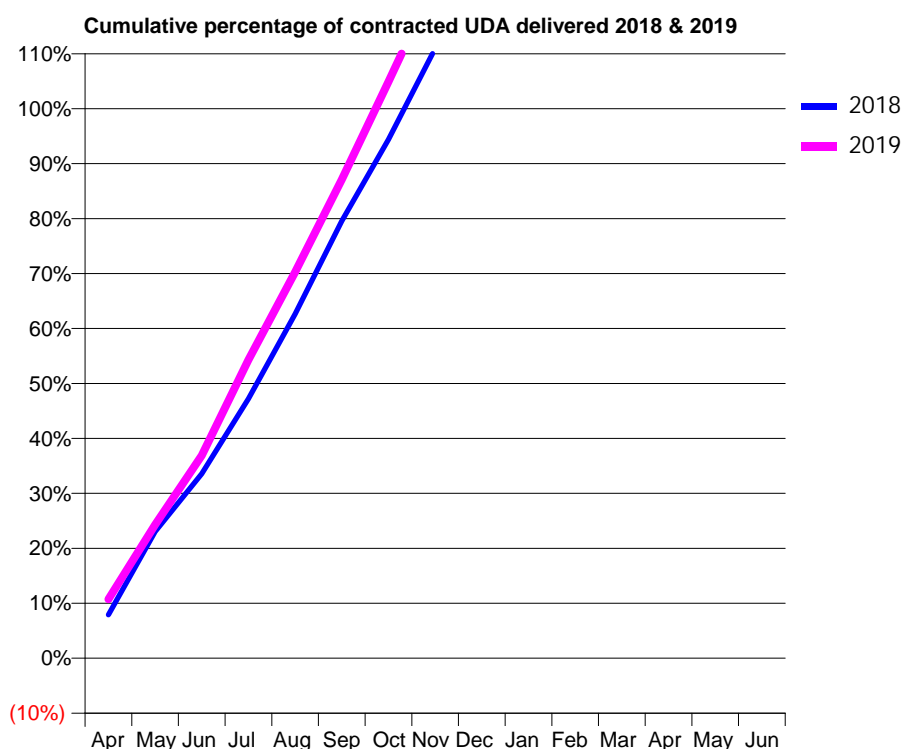
18/19 Contracted general activity (UDA)	10,292
Carry forward general activity (UDA)	0
18/19 Contracted orthodontic activity (UOA)	0
Carry forward orthodontic activity (UOA)	0
Baseline contract value	£825,236.21

ACCESS*

Patients seen in 24 months	Total	Change since previous quarter
Quarter ending March 2018	11,181	
Quarter ending June 2018	11,046	↓
Quarter ending September 2018	10,992	→
Quarter ending December 2018	10,917	→
Quarter ending March 2019	10,847	→
Variance since March 2018	(3.0%)	↓



ACTIVITY



Adjusted Scheduled Activity (UDA)		
Month	2018	2019
April	816	1,105
May	2,371	2,502
June	3,456	3,795
July	4,861	5,588
August	6,446	7,233
September	8,187	8,962
October	9,714	10,798
November	11,420	12,660
December	12,820	13,957
January	14,266	15,617
February	16,122	17,045
March	17,515	18,347
April	18,102	
May	18,146	
June	18,161	

QUALITY

	Quantity	Base Number	Contract	AT	Region	England
% of FP17s for the same patient ID Re-attending within 3 months - Children	124	4,017	3.1%	8.9%	11.3%	11.8%
% of FP17s for the same patient ID Re-attending within 3 months - Adults	601	7,824	7.7%	13.1%	15.4%	15.7%
% of FP17s for the same patient ID Re-attending between 3 & 9 months - Children	2,643	4,017	65.8%	62.1%	61.3%	58.9%
% of FP17s for the same patient ID Re-attending between 3 & 9 months - Adults	2,524	7,824	32.3%	52.3%	52.1%	50.8%
% of FP17s for Band 1 Urgent Courses	799	11,289	7.1%	8.4%	9.5%	9.1%
% of FP17s Relating to Free Repair or Replacements	43	11,289	0.4%	0.7%	0.6%	0.8%
% of FP17s Relating to Continuations	62	11,289	0.5%	0.7%	0.8%	0.9%
% of Patients satisfied with the dentistry they have received	4	6	N/A	93.4%	92.4%	92.5%
% of Patients satisfied with the time they had to wait for an appointment	2	6	N/A	85.3%	86.3%	87.0%

* This is based on patients treated on this contract for their most recent course of treatment.

Figures in italics indicate the base number of FP17s or Patient Questionnaire responses are less than 100. N/A is shown where the base number of responses is less than 10 during the period. % is calculated as Quantity/Base number*100

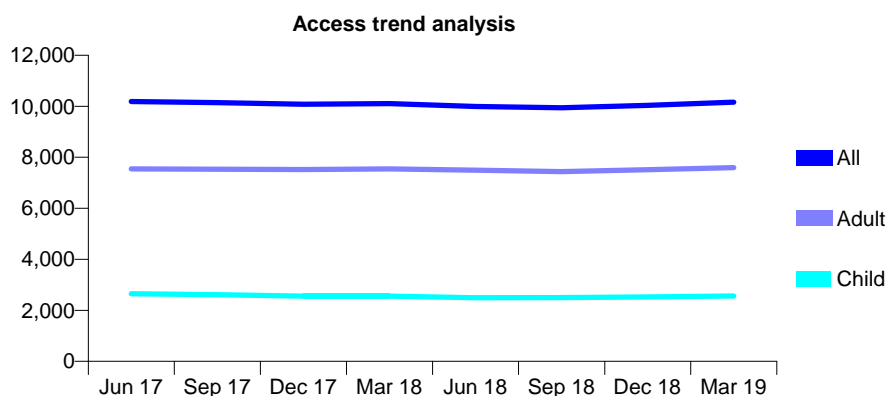
Q64 - Vital Signs At a Glance Contract Report for 652296/0001 - March 2019

Name or company name	MR MS INMAN
Contract type name	GDS Contract
Purpose of contract	General
Contract start date	01/04/2006
Contract end date	

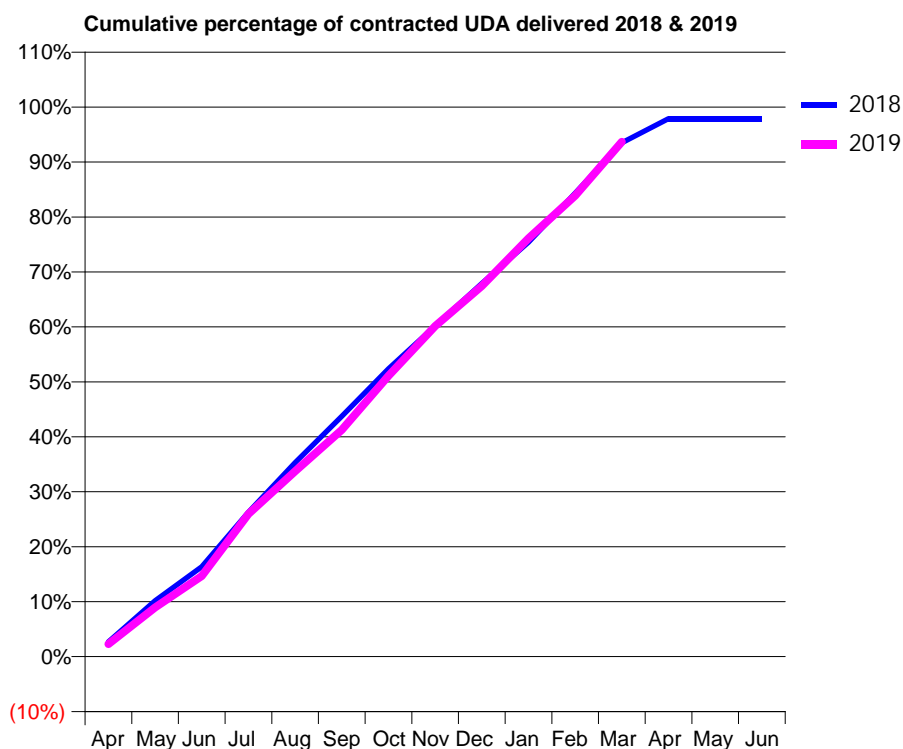
18/19 Contracted general activity (UDA)	25,621
Carry forward general activity (UDA)	533
18/19 Contracted orthodontic activity (UOA)	0
Carry forward orthodontic activity (UOA)	0
Baseline contract value	£669,314.49

ACCESS*

Patients seen in 24 months	Total	Change since previous quarter
Quarter ending March 2018	10,102	
Quarter ending June 2018	9,991	↓
Quarter ending September 2018	9,941	→
Quarter ending December 2018	10,038	→
Quarter ending March 2019	10,160	→
Variance since March 2018	0.6%	→



ACTIVITY



Month	Adjusted Scheduled Activity (UDA)	
	2018	2019
April	680	586
May	2,567	2,297
June	4,130	3,759
July	6,635	6,652
August	8,914	8,643
September	11,033	10,574
October	13,220	13,088
November	15,185	15,411
December	17,140	17,275
January	19,035	19,502
February	21,290	21,488
March	23,598	23,997
April	24,707	
May	24,708	
June	24,708	

QUALITY

	Quantity	Base Number	Contract	AT	Region	England
% of FP17s for the same patient ID Re-attending within 3 months - Children	382	4,253	9.0%	8.9%	11.3%	11.8%
% of FP17s for the same patient ID Re-attending within 3 months - Adults	1,300	10,628	12.2%	13.1%	15.4%	15.7%
% of FP17s for the same patient ID Re-attending between 3 & 9 months - Children	2,767	4,253	65.1%	62.1%	61.3%	58.9%
% of FP17s for the same patient ID Re-attending between 3 & 9 months - Adults	5,938	10,628	55.9%	52.3%	52.1%	50.8%
% of FP17s for Band 1 Urgent Courses	937	13,608	6.9%	8.4%	9.5%	9.1%
% of FP17s Relating to Free Repair or Replacements	125	13,608	0.9%	0.7%	0.6%	0.8%
% of FP17s Relating to Continuations	77	13,608	0.6%	0.7%	0.8%	0.9%
% of Patients satisfied with the dentistry they have received	4	5	N/A	93.4%	92.4%	92.5%
% of Patients satisfied with the time they had to wait for an appointment	4	5	N/A	85.3%	86.3%	87.0%

* This is based on patients treated on this contract for their most recent course of treatment. Figures in italics indicate the base number of FP17s or Patient Questionnaire responses are less than 100. N/A is shown where the base number of responses is less than 10 during the period. % is calculated as Quantity/Base number*100

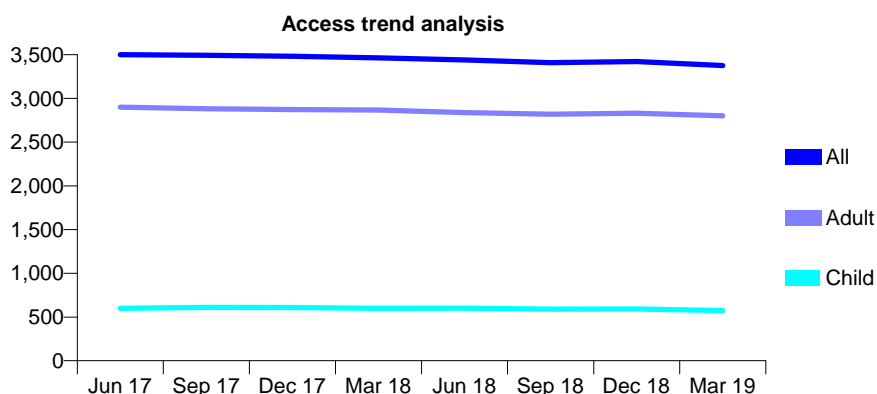
Q64 - Vital Signs At a Glance Contract Report for 672904/0002 - March 2019

Name or company name	MR DV BOWLES
Contract type name	GDS Contract
Purpose of contract	General
Contract start date	05/09/2012
Contract end date	

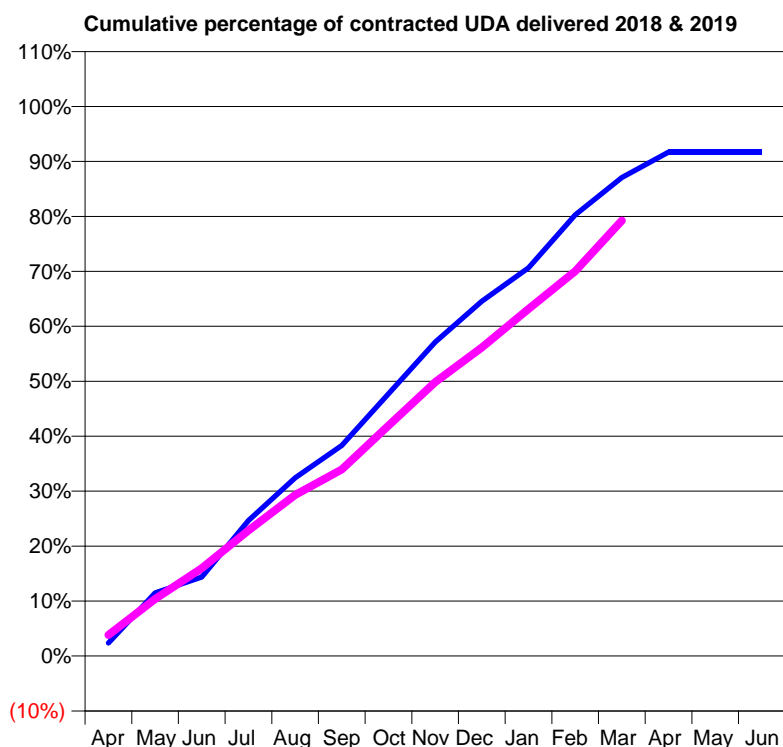
18/19 Contracted general activity (UDA)	8,803
Carry forward general activity (UDA)	0
18/19 Contracted orthodontic activity (UOA)	0
Carry forward orthodontic activity (UOA)	0
Baseline contract value	£195,762.97

ACCESS*

Patients seen in 24 months	Total	Change since previous quarter
Quarter ending March 2018	3,464	
Quarter ending June 2018	3,439	→
Quarter ending September 2018	3,410	→
Quarter ending December 2018	3,422	→
Quarter ending March 2019	3,375	↓
Variance since March 2018	(2.6%)	↓



ACTIVITY



Month	Adjusted Scheduled Activity (UDA)	
	2018	2019
April	210	338
May	1,012	916
June	1,266	1,406
July	2,172	2,011
August	2,855	2,582
September	3,372	2,988
October	4,200	3,691
November	5,029	4,389
December	5,681	4,943
January	6,218	5,559
February	7,067	6,164
March	7,664	6,974
April	8,071	
May	8,072	
June	8,072	

QUALITY

	Quantity	Base Number	Contract	AT	Region	England
% of FP17s for the same patient ID Re-attending within 3 months - Children	14	514	2.7%	8.9%	11.3%	11.8%
% of FP17s for the same patient ID Re-attending within 3 months - Adults	325	3,052	10.6%	13.1%	15.4%	15.7%
% of FP17s for the same patient ID Re-attending between 3 & 9 months - Children	39	514	7.6%	62.1%	61.3%	58.9%
% of FP17s for the same patient ID Re-attending between 3 & 9 months - Adults	918	3,052	30.1%	52.3%	52.1%	50.8%
% of FP17s for Band 1 Urgent Courses	45	3,407	1.3%	8.4%	9.5%	9.1%
% of FP17s Relating to Free Repair or Replacements	16	3,407	0.5%	0.7%	0.6%	0.8%
% of FP17s Relating to Continuations	94	3,407	2.8%	0.7%	0.8%	0.9%
% of Patients satisfied with the dentistry they have received	0	0	N/A	93.4%	92.4%	92.5%
% of Patients satisfied with the time they had to wait for an appointment	0	0	N/A	85.3%	86.3%	87.0%

* This is based on patients treated on this contract for their most recent course of treatment. Figures in italics indicate the base number of FP17s or Patient Questionnaire responses are less than 100. N/A is shown where the base number of responses is less than 10 during the period. % is calculated as Quantity/Base number*100

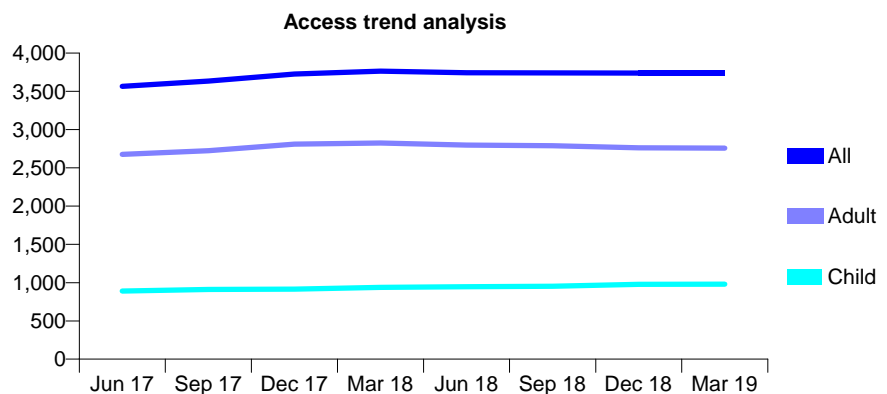
Q64 - Vital Signs At a Glance Contract Report for 674133/0001 - March 2019

Name or company name	Avon House Dental Practice
Contract type name	GDS Contract
Purpose of contract	General
Contract start date	04/12/2008
Contract end date	

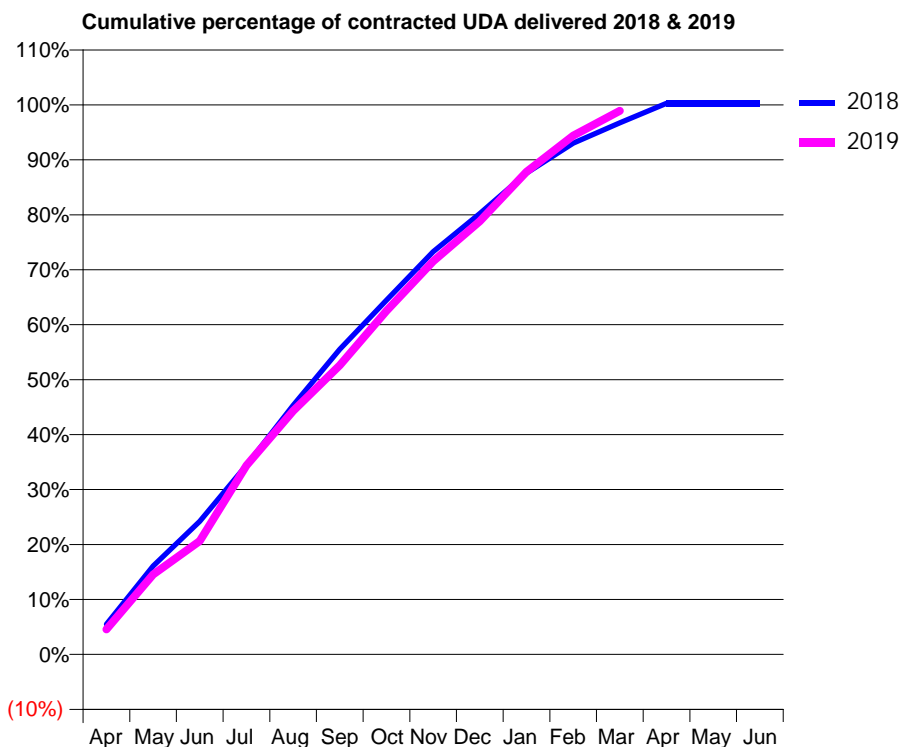
18/19 Contracted general activity (UDA)	7,153
Carry forward general activity (UDA)	-20
18/19 Contracted orthodontic activity (UOA)	0
Carry forward orthodontic activity (UOA)	0
Baseline contract value	£170,358.17

ACCESS*

Patients seen in 24 months	Total	Change since previous quarter
Quarter ending March 2018	3,764	
Quarter ending June 2018	3,743	→
Quarter ending September 2018	3,742	→
Quarter ending December 2018	3,740	→
Quarter ending March 2019	3,740	→
Variance since March 2018	(0.6%)	→



ACTIVITY



Month	Adjusted Scheduled Activity (UDA)	
	2018	2019
April	403	325
May	1,181	1,041
June	1,777	1,476
July	2,527	2,458
August	3,327	3,169
September	4,074	3,762
October	4,731	4,470
November	5,379	5,118
December	5,887	5,636
January	6,429	6,282
February	6,828	6,754
March	7,100	7,074
April	7,359	
May	7,359	
June	7,359	

QUALITY

	Quantity	Base Number	Contract	AT	Region	England
% of FP17s for the same patient ID Re-attending within 3 months - Children	131	1,571	8.3%	8.9%	11.3%	11.8%
% of FP17s for the same patient ID Re-attending within 3 months - Adults	573	4,108	13.9%	13.1%	15.4%	15.7%
% of FP17s for the same patient ID Re-attending between 3 & 9 months - Children	992	1,571	63.1%	62.1%	61.3%	58.9%
% of FP17s for the same patient ID Re-attending between 3 & 9 months - Adults	2,313	4,108	56.3%	52.3%	52.1%	50.8%
% of FP17s for Band 1 Urgent Courses	396	4,651	8.5%	8.4%	9.5%	9.1%
% of FP17s Relating to Free Repair or Replacements	25	4,651	0.5%	0.7%	0.6%	0.8%
% of FP17s Relating to Continuations	29	4,651	0.6%	0.7%	0.8%	0.9%
% of Patients satisfied with the dentistry they have received	1	1	N/A	93.4%	92.4%	92.5%
% of Patients satisfied with the time they had to wait for an appointment	1	1	N/A	85.3%	86.3%	87.0%

* This is based on patients treated on this contract for their most recent course of treatment. Figures in italics indicate the base number of FP17s or Patient Questionnaire responses are less than 100. N/A is shown where the base number of responses is less than 10 during the period. % is calculated as Quantity/Base number*100

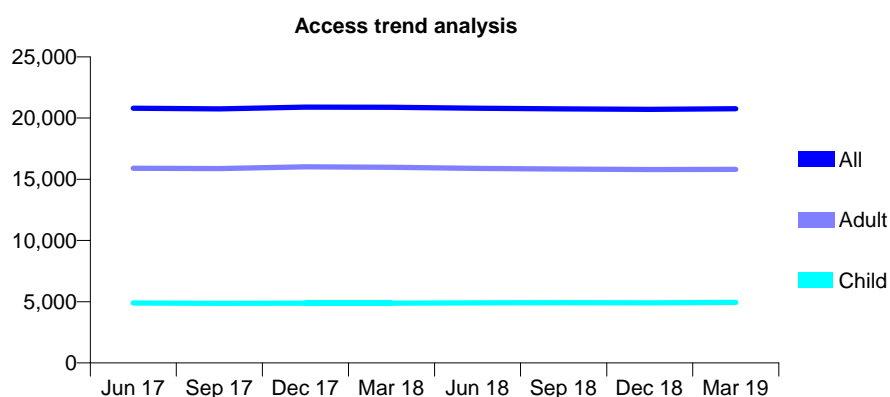
Q64 - Vital Signs At a Glance Contract Report for 674893/0001 - March 2019

Name or company name	Euro Dental Surgery
Contract type name	GDS Contract
Purpose of contract	General
Contract start date	01/04/2006
Contract end date	

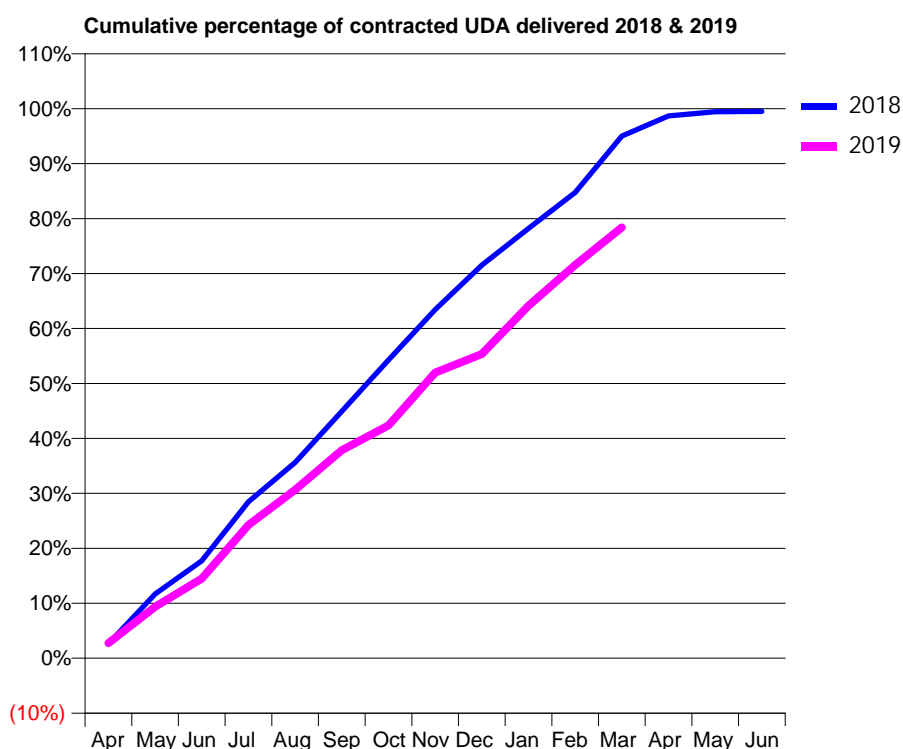
18/19 Contracted general activity (UDA)	58,705
Carry forward general activity (UDA)	307
18/19 Contracted orthodontic activity (UOA)	0
Carry forward orthodontic activity (UOA)	0
Baseline contract value	£1,383,317.56

ACCESS*

Patients seen in 24 months	Total	Change since previous quarter
Quarter ending March 2018	20,878	
Quarter ending June 2018	20,798	→
Quarter ending September 2018	20,752	→
Quarter ending December 2018	20,710	→
Quarter ending March 2019	20,768	→
Variance since March 2018	(0.5%)	→



ACTIVITY



Month	Adjusted Scheduled Activity (UDA)	
	2018	2019
April	1,543	1,615
May	6,868	5,487
June	10,400	8,519
July	16,720	14,235
August	20,917	18,004
September	26,373	22,222
October	31,856	24,864
November	37,246	30,504
December	41,975	32,484
January	45,901	37,654
February	49,754	42,020
March	55,775	46,016
April	57,925	
May	58,375	
June	58,398	

QUALITY

	Quantity	Base Number	Contract	AT	Region	England
% of FP17s for the same patient ID Re-attending within 3 months - Children	369	6,778	5.4%	8.9%	11.3%	11.8%
% of FP17s for the same patient ID Re-attending within 3 months - Adults	2,058	19,639	10.5%	13.1%	15.4%	15.7%
% of FP17s for the same patient ID Re-attending between 3 & 9 months - Children	4,147	6,778	61.2%	62.1%	61.3%	58.9%
% of FP17s for the same patient ID Re-attending between 3 & 9 months - Adults	11,405	19,639	58.1%	52.3%	52.1%	50.8%
% of FP17s for Band 1 Urgent Courses	2,147	25,346	8.5%	8.4%	9.5%	9.1%
% of FP17s Relating to Free Repair or Replacements	80	25,346	0.3%	0.7%	0.6%	0.8%
% of FP17s Relating to Continuations	125	25,346	0.5%	0.7%	0.8%	0.9%
% of Patients satisfied with the dentistry they have received	17	19	89.5%	93.4%	92.4%	92.5%
% of Patients satisfied with the time they had to wait for an appointment	17	19	89.5%	85.3%	86.3%	87.0%

* This is based on patients treated on this contract for their most recent course of treatment.

Figures in italics indicate the base number of FP17s or Patient Questionnaire responses are less than 100. N/A is shown where the base number of responses is less than 10 during the period. % is calculated as Quantity/Base number*100

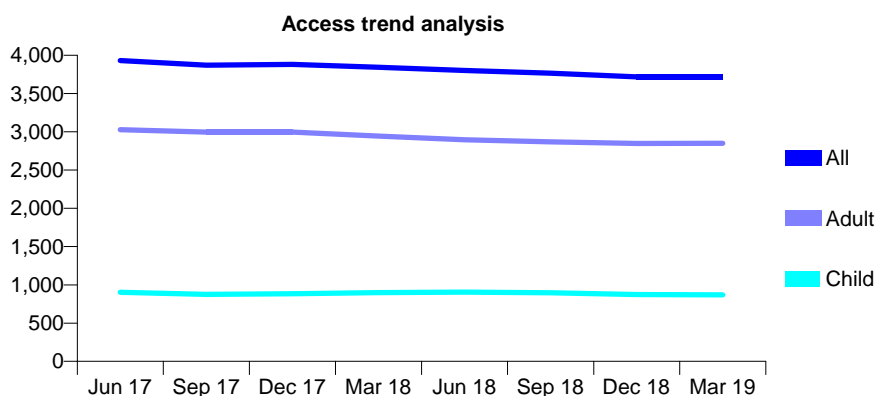
Q64 - Vital Signs At a Glance Contract Report for 676381/0001 - March 2019

Name or company name	Syed & Mekala
Contract type name	GDS Contract
Purpose of contract	General
Contract start date	01/04/2006
Contract end date	

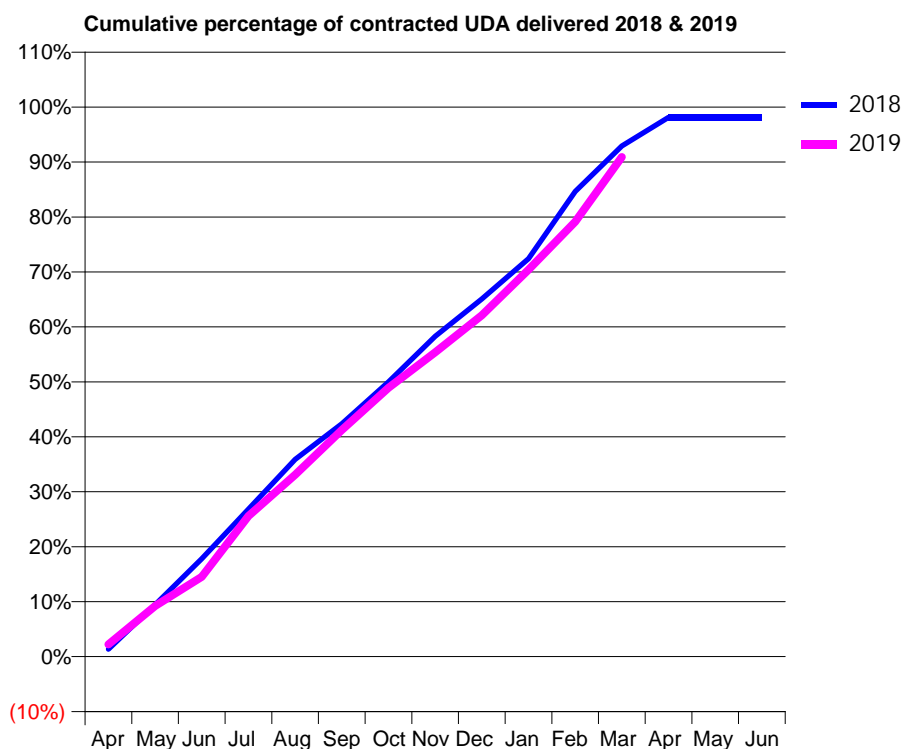
18/19 Contracted general activity (UDA)	13,000
Carry forward general activity (UDA)	243
18/19 Contracted orthodontic activity (UOA)	0
Carry forward orthodontic activity (UOA)	0
Baseline contract value	£304,104.11

ACCESS*

Patients seen in 24 months	Total	Change since previous quarter
Quarter ending March 2018	3,844	
Quarter ending June 2018	3,800	↓
Quarter ending September 2018	3,765	→
Quarter ending December 2018	3,719	↓
Quarter ending March 2019	3,716	→
Variance since March 2018	(3.3%)	↓



ACTIVITY



Month	Adjusted Scheduled Activity (UDA)	
	2018	2019
April	176	293
May	1,229	1,199
June	2,313	1,889
July	3,488	3,327
August	4,668	4,304
September	5,506	5,360
October	6,496	6,358
November	7,575	7,197
December	8,459	8,075
January	9,415	9,152
February	11,006	10,290
March	12,078	11,819
April	12,757	
May	12,757	
June	12,757	

QUALITY

	Quantity	Base Number	Contract	AT	Region	England
% of FP17s for the same patient ID Re-attending within 3 months - Children	100	1,468	6.8%	8.9%	11.3%	11.8%
% of FP17s for the same patient ID Re-attending within 3 months - Adults	719	4,653	15.5%	13.1%	15.4%	15.7%
% of FP17s for the same patient ID Re-attending between 3 & 9 months - Children	1,014	1,468	69.1%	62.1%	61.3%	58.9%
% of FP17s for the same patient ID Re-attending between 3 & 9 months - Adults	2,921	4,653	62.8%	52.3%	52.1%	50.8%
% of FP17s for Band 1 Urgent Courses	443	5,868	7.5%	8.4%	9.5%	9.1%
% of FP17s Relating to Free Repair or Replacements	46	5,868	0.8%	0.7%	0.6%	0.8%
% of FP17s Relating to Continuations	33	5,868	0.6%	0.7%	0.8%	0.9%
% of Patients satisfied with the dentistry they have received	4	4	N/A	93.4%	92.4%	92.5%
% of Patients satisfied with the time they had to wait for an appointment	3	4	N/A	85.3%	86.3%	87.0%

* This is based on patients treated on this contract for their most recent course of treatment. Figures in italics indicate the base number of FP17s or Patient Questionnaire responses are less than 100. N/A is shown where the base number of responses is less than 10 during the period. % is calculated as Quantity/Base number*100

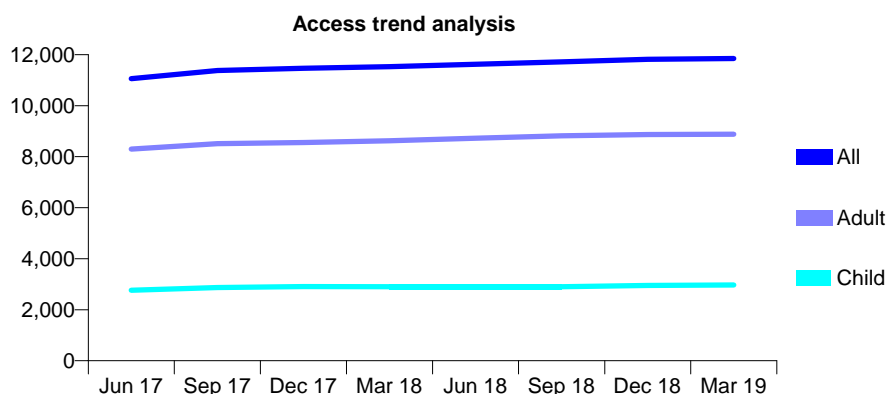
Q64 - Vital Signs At a Glance Contract Report for 678570/0001 - March 2019

Name or company name	MISS EL FOX
Contract type name	GDS Contract
Purpose of contract	General
Contract start date	01/06/2008
Contract end date	

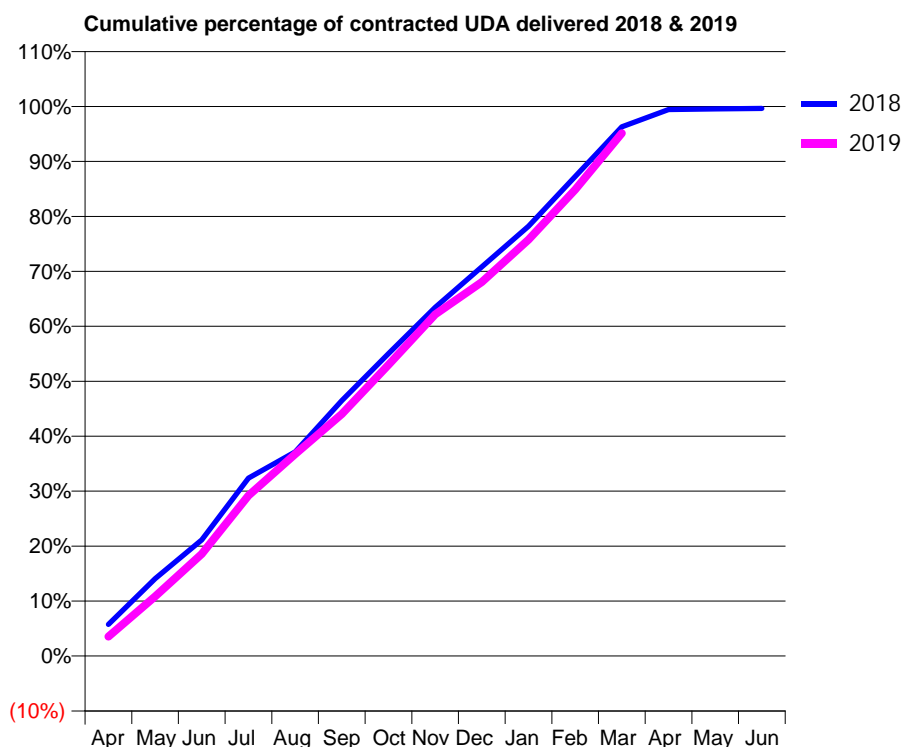
18/19 Contracted general activity (UDA)	29,547
Carry forward general activity (UDA)	113
18/19 Contracted orthodontic activity (UOA)	0
Carry forward orthodontic activity (UOA)	0
Baseline contract value	£750,324.33

ACCESS*

Patients seen in 24 months	Total	Change since previous quarter
Quarter ending March 2018	11,531	
Quarter ending June 2018	11,628	→
Quarter ending September 2018	11,718	→
Quarter ending December 2018	11,820	→
Quarter ending March 2019	11,853	→
Variance since March 2018	2.8%	↑



ACTIVITY



Month	Adjusted Scheduled Activity (UDA)	
	2018	2019
April	1,746	1,044
May	4,271	3,205
June	6,403	5,491
July	9,814	8,628
August	11,257	10,861
September	14,085	13,008
October	16,680	15,657
November	19,231	18,369
December	21,462	20,104
January	23,705	22,384
February	26,459	25,076
March	29,188	28,114
April	30,140	
May	30,177	
June	30,202	

QUALITY

	Quantity	Base Number	Contract	AT	Region	England
% of FP17s for the same patient ID Re-attending within 3 months - Children	283	4,684	6.0%	8.9%	11.3%	11.8%
% of FP17s for the same patient ID Re-attending within 3 months - Adults	1,376	12,379	11.1%	13.1%	15.4%	15.7%
% of FP17s for the same patient ID Re-attending between 3 & 9 months - Children	3,297	4,684	70.4%	62.1%	61.3%	58.9%
% of FP17s for the same patient ID Re-attending between 3 & 9 months - Adults	7,046	12,379	56.9%	52.3%	52.1%	50.8%
% of FP17s for Band 1 Urgent Courses	1,487	16,460	9.0%	8.4%	9.5%	9.1%
% of FP17s Relating to Free Repair or Replacements	94	16,460	0.6%	0.7%	0.6%	0.8%
% of FP17s Relating to Continuations	31	16,460	0.2%	0.7%	0.8%	0.9%
% of Patients satisfied with the dentistry they have received	6	6	N/A	93.4%	92.4%	92.5%
% of Patients satisfied with the time they had to wait for an appointment	4	6	N/A	85.3%	86.3%	87.0%

* This is based on patients treated on this contract for their most recent course of treatment. Figures in italics indicate the base number of FP17s or Patient Questionnaire responses are less than 100. N/A is shown where the base number of responses is less than 10 during the period. % is calculated as Quantity/Base number*100

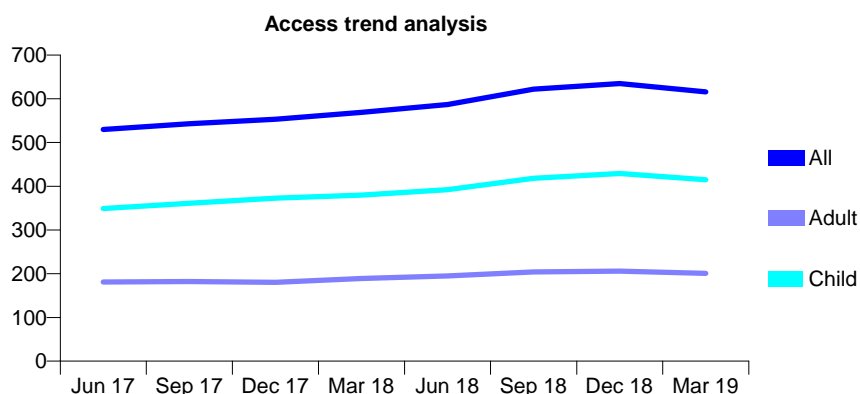
Q64 - Vital Signs At a Glance Contract Report for 682586/0003 - March 2019

Name or company name	MR EJ LOCKE
Contract type name	GDS Contract
Purpose of contract	General
Contract start date	01/02/2014
Contract end date	

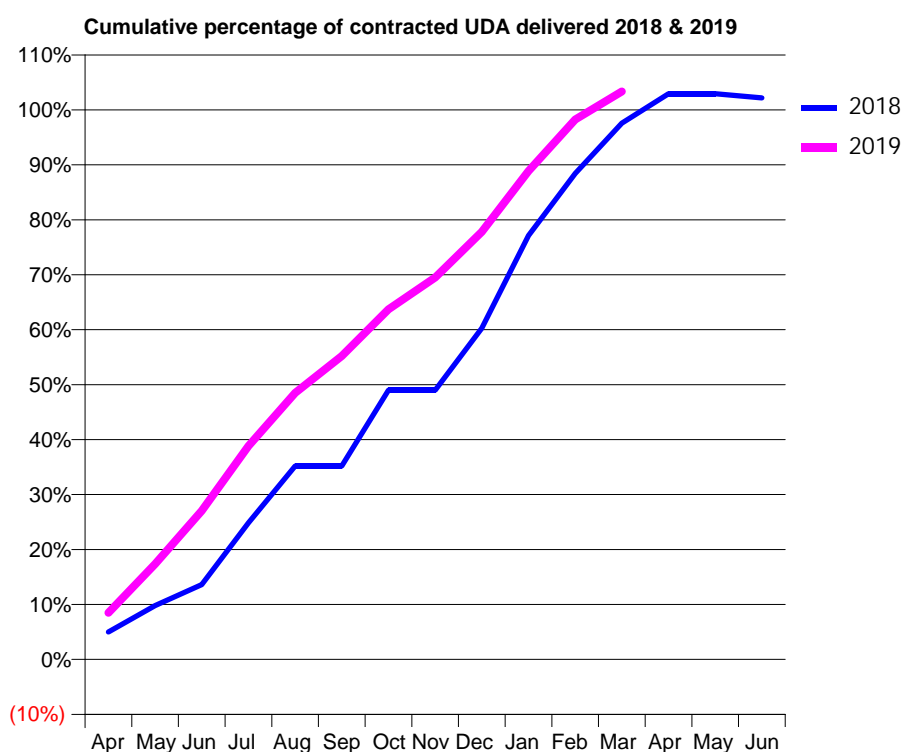
18/19 Contracted general activity (UDA)	1,350
Carry forward general activity (UDA)	-27
18/19 Contracted orthodontic activity (UOA)	0
Carry forward orthodontic activity (UOA)	0
Baseline contract value	£42,179.47

ACCESS*

Patients seen in 24 months	Total	Change since previous quarter
Quarter ending March 2018	569	
Quarter ending June 2018	587	↑
Quarter ending September 2018	622	↑
Quarter ending December 2018	635	↑
Quarter ending March 2019	616	↓
Variance since March 2018	8.3%	↑



ACTIVITY



Month	Adjusted Scheduled Activity (UDA)	
	2018	2019
April	67	115
May	132	235
June	184	365
July	336	524
August	475	655
September	475	745
October	662	860
November	662	938
December	814	1,050
January	1,041	1,200
February	1,194	1,326
March	1,317	1,395
April	1,389	
May	1,389	
June	1,379	

QUALITY

	Quantity	Base Number	Contract	AT	Region	England
% of FP17s for the same patient ID Re-attending within 3 months - Children	34	656	5.2%	8.9%	11.3%	11.8%
% of FP17s for the same patient ID Re-attending within 3 months - Adults	38	226	16.8%	13.1%	15.4%	15.7%
% of FP17s for the same patient ID Re-attending between 3 & 9 months - Children	426	656	64.9%	62.1%	61.3%	58.9%
% of FP17s for the same patient ID Re-attending between 3 & 9 months - Adults	106	226	46.9%	52.3%	52.1%	50.8%
% of FP17s for Band 1 Urgent Courses	76	836	9.1%	8.4%	9.5%	9.1%
% of FP17s Relating to Free Repair or Replacements	1	836	0.1%	0.7%	0.6%	0.8%
% of FP17s Relating to Continuations	0	836	0.0%	0.7%	0.8%	0.9%
% of Patients satisfied with the dentistry they have received	0	0	N/A	93.4%	92.4%	92.5%
% of Patients satisfied with the time they had to wait for an appointment	0	0	N/A	85.3%	86.3%	87.0%

* This is based on patients treated on this contract for their most recent course of treatment. Figures in italics indicate the base number of FP17s or Patient Questionnaire responses are less than 100. N/A is shown where the base number of responses is less than 10 during the period. % is calculated as Quantity/Base number*100

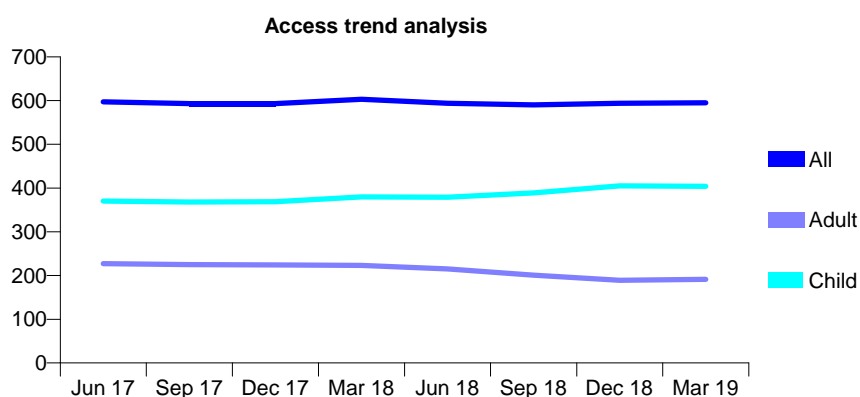
Q64 - Vital Signs At a Glance Contract Report for 685046/0001 - March 2019

Name or company name	MR DJ MORLEY
Contract type name	GDS Contract
Purpose of contract	General
Contract start date	01/04/2006
Contract end date	

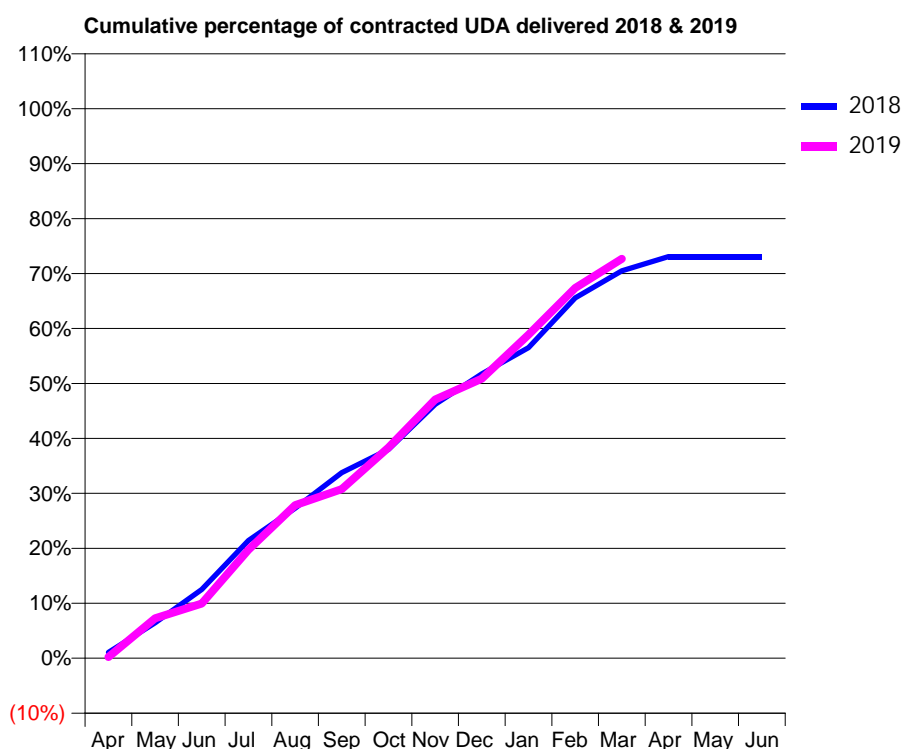
18/19 Contracted general activity (UDA)	1,750
Carry forward general activity (UDA)	0
18/19 Contracted orthodontic activity (UOA)	0
Carry forward orthodontic activity (UOA)	0
Baseline contract value	£40,055.54

ACCESS*

Patients seen in 24 months	Total	Change since previous quarter
Quarter ending March 2018	603	
Quarter ending June 2018	594	↓
Quarter ending September 2018	590	→
Quarter ending December 2018	594	→
Quarter ending March 2019	595	→
Variance since March 2018	(1.3%)	↓



ACTIVITY



Month	2018	2019
April	19	4
May	113	127
June	219	174
July	375	345
August	478	487
September	591	539
October	665	671
November	809	824
December	906	890
January	989	1,030
February	1,147	1,179
March	1,234	1,272
April	1,279	
May	1,279	
June	1,279	

QUALITY

	Quantity	Base Number	Contract	AT	Region	England
% of FP17s for the same patient ID Re-attending within 3 months - Children	30	615	4.9%	8.9%	11.3%	11.8%
% of FP17s for the same patient ID Re-attending within 3 months - Adults	20	227	8.8%	13.1%	15.4%	15.7%
% of FP17s for the same patient ID Re-attending between 3 & 9 months - Children	401	615	65.2%	62.1%	61.3%	58.9%
% of FP17s for the same patient ID Re-attending between 3 & 9 months - Adults	122	227	53.7%	52.3%	52.1%	50.8%
% of FP17s for Band 1 Urgent Courses	29	800	3.6%	8.4%	9.5%	9.1%
% of FP17s Relating to Free Repair or Replacements	0	800	0.0%	0.7%	0.6%	0.8%
% of FP17s Relating to Continuations	0	800	0.0%	0.7%	0.8%	0.9%
% of Patients satisfied with the dentistry they have received	0	0	N/A	93.4%	92.4%	92.5%
% of Patients satisfied with the time they had to wait for an appointment	0	0	N/A	85.3%	86.3%	87.0%

* This is based on patients treated on this contract for their most recent course of treatment.

Figures in italics indicate the base number of FP17s or Patient Questionnaire responses are less than 100. N/A is shown where the base number of responses is less than 10 during the period. % is calculated as Quantity/Base number*100

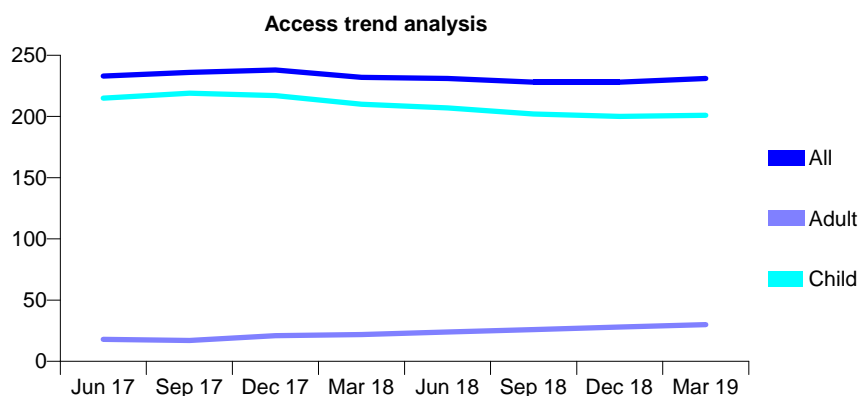
Q64 - Vital Signs At a Glance Contract Report for 685240/0001 - March 2019

Name or company name	MR OC GUY
Contract type name	GDS Contract
Purpose of contract	General
Contract start date	01/04/2006
Contract end date	

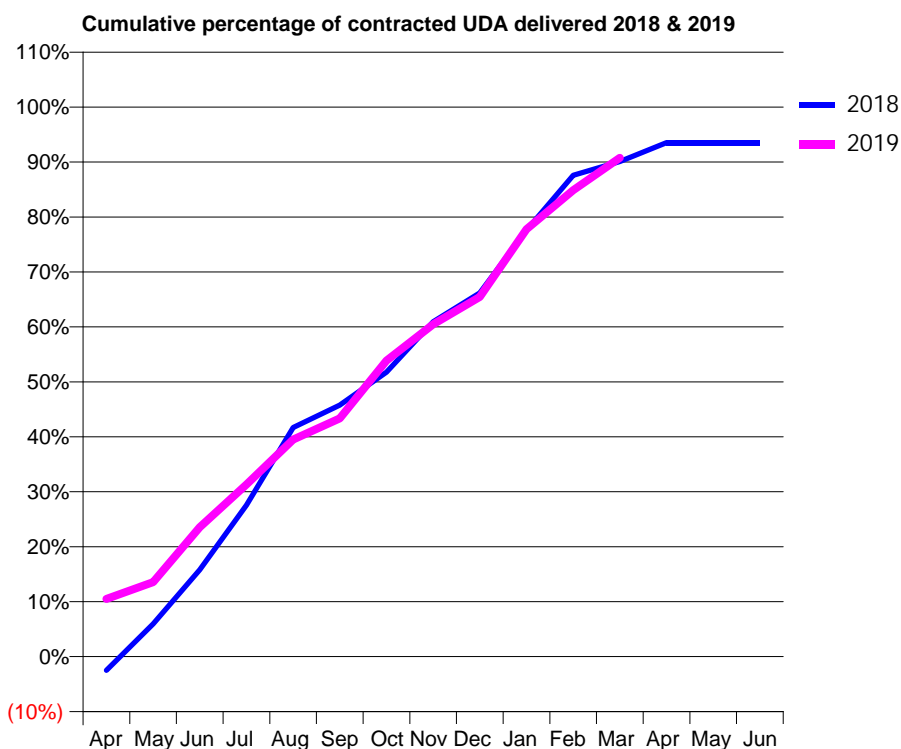
18/19 Contracted general activity (UDA)	440
Carry forward general activity (UDA)	0
18/19 Contracted orthodontic activity (UOA)	0
Carry forward orthodontic activity (UOA)	0
Baseline contract value	£10,614.73

ACCESS*

Patients seen in 24 months	Total	Change since previous quarter
Quarter ending March 2018	232	
Quarter ending June 2018	231	→
Quarter ending September 2018	228	↓
Quarter ending December 2018	228	→
Quarter ending March 2019	231	→
Variance since March 2018	(0.4%)	→



ACTIVITY



Month	Adjusted Scheduled Activity (UDA)	
	2018	2019
April	-11	46
May	26	60
June	70	104
July	121	138
August	183	174
September	201	191
October	228	237
November	268	266
December	291	288
January	341	342
February	385	373
March	396	399
April	412	
May	412	
June	412	

QUALITY

	Quantity	Base Number	Contract	AT	Region	England
% of FP17s for the same patient ID Re-attending within 3 months - Children	10	333	3.0%	8.9%	11.3%	11.8%
% of FP17s for the same patient ID Re-attending within 3 months - Adults	0	18	0.0%	13.1%	15.4%	15.7%
% of FP17s for the same patient ID Re-attending between 3 & 9 months - Children	236	333	70.9%	62.1%	61.3%	58.9%
% of FP17s for the same patient ID Re-attending between 3 & 9 months - Adults	16	18	88.9%	52.3%	52.1%	50.8%
% of FP17s for Band 1 Urgent Courses	7	336	2.1%	8.4%	9.5%	9.1%
% of FP17s Relating to Free Repair or Replacements	0	336	0.0%	0.7%	0.6%	0.8%
% of FP17s Relating to Continuations	0	336	0.0%	0.7%	0.8%	0.9%
% of Patients satisfied with the dentistry they have received	0	0	N/A	93.4%	92.4%	92.5%
% of Patients satisfied with the time they had to wait for an appointment	0	0	N/A	85.3%	86.3%	87.0%

* This is based on patients treated on this contract for their most recent course of treatment. Figures in italics indicate the base number of FP17s or Patient Questionnaire responses are less than 100. N/A is shown where the base number of responses is less than 10 during the period. % is calculated as Quantity/Base number*100

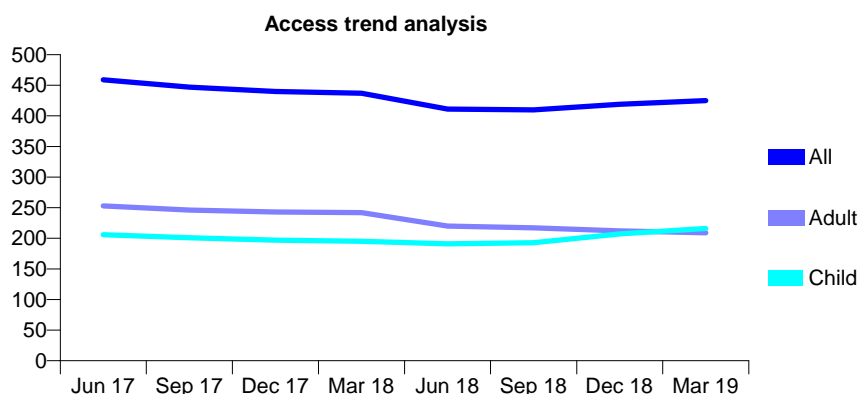
Q64 - Vital Signs At a Glance Contract Report for 725676/0003 - March 2019

Name or company name	MRS MN PICKARD
Contract type name	GDS Contract
Purpose of contract	General
Contract start date	02/04/2010
Contract end date	

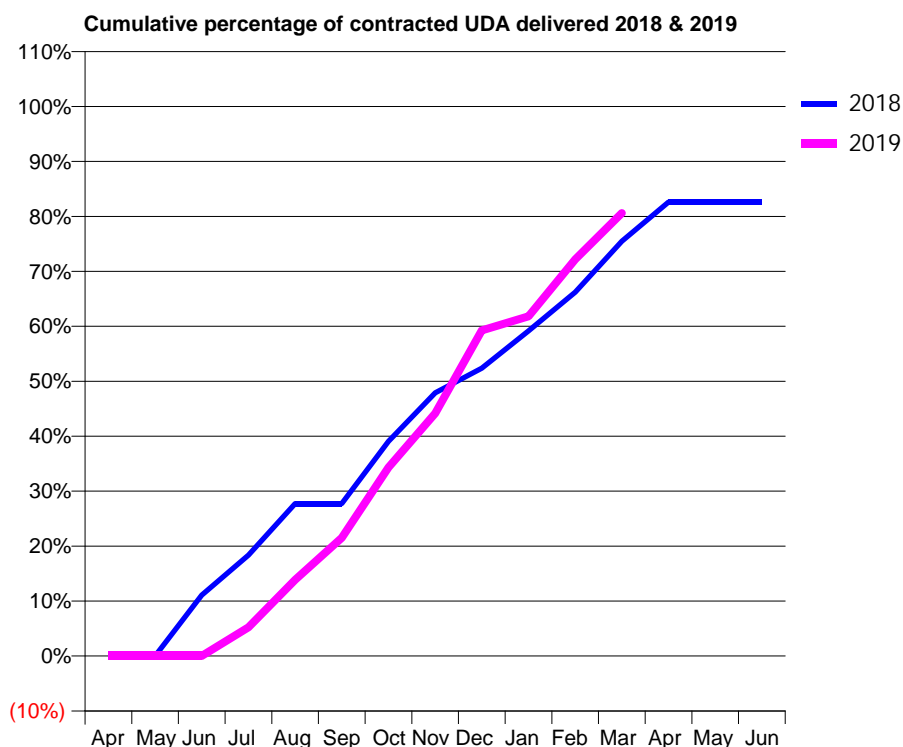
18/19 Contracted general activity (UDA)	1,400
Carry forward general activity (UDA)	0
18/19 Contracted orthodontic activity (UOA)	0
Carry forward orthodontic activity (UOA)	0
Baseline contract value	£29,771.20

ACCESS*

Patients seen in 24 months	Total	Change since previous quarter
Quarter ending March 2018	437	
Quarter ending June 2018	411	↓
Quarter ending September 2018	410	→
Quarter ending December 2018	419	↑
Quarter ending March 2019	425	→
Variance since March 2018	(2.7%)	↓



ACTIVITY



Month	Adjusted Scheduled Activity (UDA)	
	2018	2019
April	0	0
May	0	0
June	188	0
July	312	73
August	472	194
September	472	301
October	664	481
November	814	619
December	890	829
January	1,006	865
February	1,126	1,011
March	1,283	1,129
April	1,404	
May	1,404	
June	1,404	

QUALITY

	Quantity	Base Number	Contract	AT	Region	England
% of FP17s for the same patient ID Re-attending within 3 months - Children	48	402	11.9%	8.9%	11.3%	11.8%
% of FP17s for the same patient ID Re-attending within 3 months - Adults	124	352	35.2%	13.1%	15.4%	15.7%
% of FP17s for the same patient ID Re-attending between 3 & 9 months - Children	253	402	62.9%	62.1%	61.3%	58.9%
% of FP17s for the same patient ID Re-attending between 3 & 9 months - Adults	166	352	47.2%	52.3%	52.1%	50.8%
% of FP17s for Band 1 Urgent Courses	43	686	6.3%	8.4%	9.5%	9.1%
% of FP17s Relating to Free Repair or Replacements	0	686	0.0%	0.7%	0.6%	0.8%
% of FP17s Relating to Continuations	0	686	0.0%	0.7%	0.8%	0.9%
% of Patients satisfied with the dentistry they have received	0	0	N/A	93.4%	92.4%	92.5%
% of Patients satisfied with the time they had to wait for an appointment	0	0	N/A	85.3%	86.3%	87.0%

* This is based on patients treated on this contract for their most recent course of treatment. Figures in italics indicate the base number of FP17s or Patient Questionnaire responses are less than 100. N/A is shown where the base number of responses is less than 10 during the period. % is calculated as Quantity/Base number*100

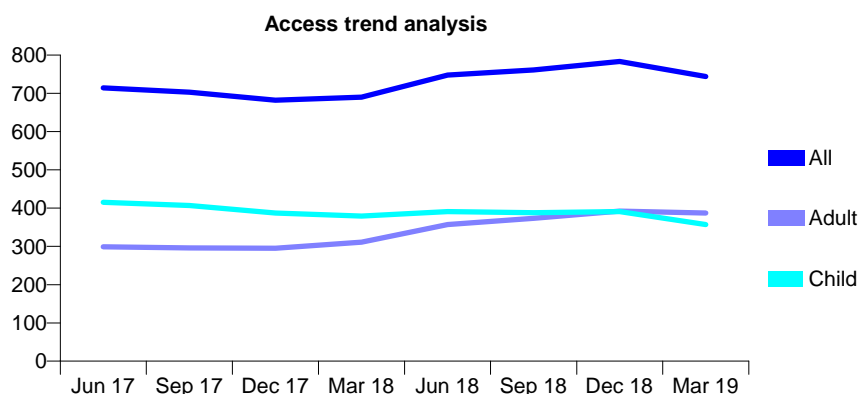
Q64 - Vital Signs At a Glance Contract Report for 731633/0001 - March 2019

Name or company name	MR PJ COOKE
Contract type name	GDS Contract
Purpose of contract	General and Orthodontic
Contract start date	01/04/2006
Contract end date	

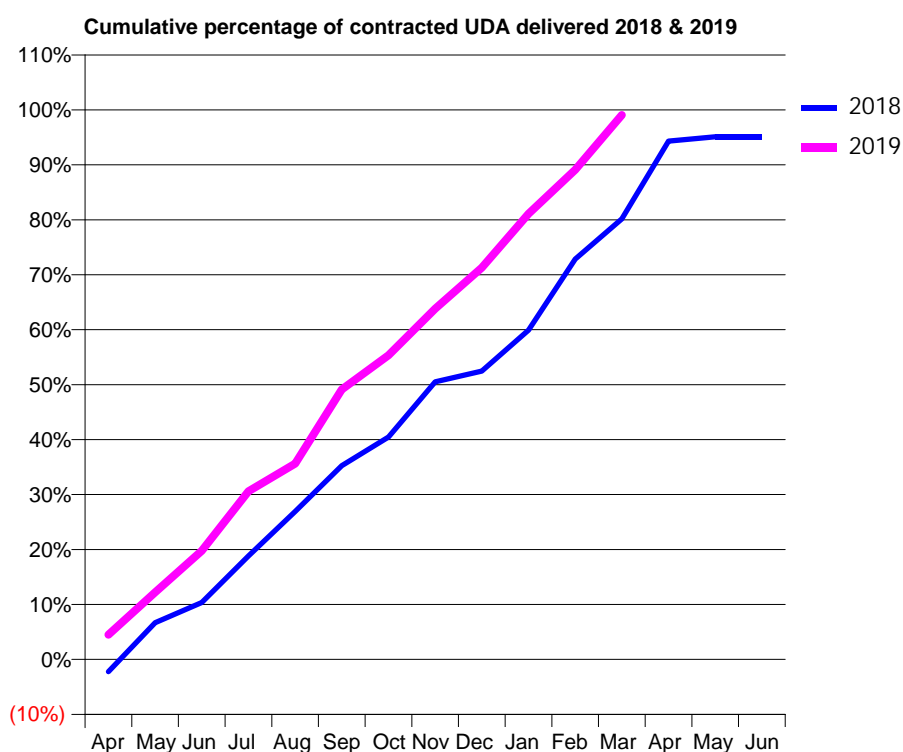
18/19 Contracted general activity (UDA)	1,285
Carry forward general activity (UDA)	0
18/19 Contracted orthodontic activity (UOA)	1,200
Carry forward orthodontic activity (UOA)	0
Baseline contract value	£107,332.46

ACCESS*

Patients seen in 24 months	Total	Change since previous quarter
Quarter ending March 2018	690	
Quarter ending June 2018	748	↑
Quarter ending September 2018	761	→
Quarter ending December 2018	783	↑
Quarter ending March 2019	744	↓
Variance since March 2018	7.8%	↑



ACTIVITY



Month	Adjusted Scheduled Activity (UDA)	
	2018	2019
April	-29	58
May	86	157
June	133	254
July	242	393
August	346	458
September	453	631
October	520	711
November	649	820
December	674	916
January	770	1,042
February	936	1,145
March	1,030	1,273
April	1,212	
May	1,222	
June	1,222	

QUALITY

	Quantity	Base Number	Contract	AT	Region	England
% of FP17s for the same patient ID Re-attending within 3 months - Children	54	649	8.3%	8.9%	11.3%	11.8%
% of FP17s for the same patient ID Re-attending within 3 months - Adults	15	339	4.4%	13.1%	15.4%	15.7%
% of FP17s for the same patient ID Re-attending between 3 & 9 months - Children	277	649	42.7%	62.1%	61.3%	58.9%
% of FP17s for the same patient ID Re-attending between 3 & 9 months - Adults	113	339	33.3%	52.3%	52.1%	50.8%
% of FP17s for Band 1 Urgent Courses	0	729	0.0%	8.4%	9.5%	9.1%
% of FP17s Relating to Free Repair or Replacements	0	729	0.0%	0.7%	0.6%	0.8%
% of FP17s Relating to Continuations	13	729	1.8%	0.7%	0.8%	0.9%
% of Patients satisfied with the dentistry they have received	0	0	N/A	93.4%	92.4%	92.5%
% of Patients satisfied with the time they had to wait for an appointment	0	0	N/A	85.3%	86.3%	87.0%

* This is based on patients treated on this contract for their most recent course of treatment. Figures in italics indicate the base number of FP17s or Patient Questionnaire responses are less than 100. N/A is shown where the base number of responses is less than 10 during the period. % is calculated as Quantity/Base number*100

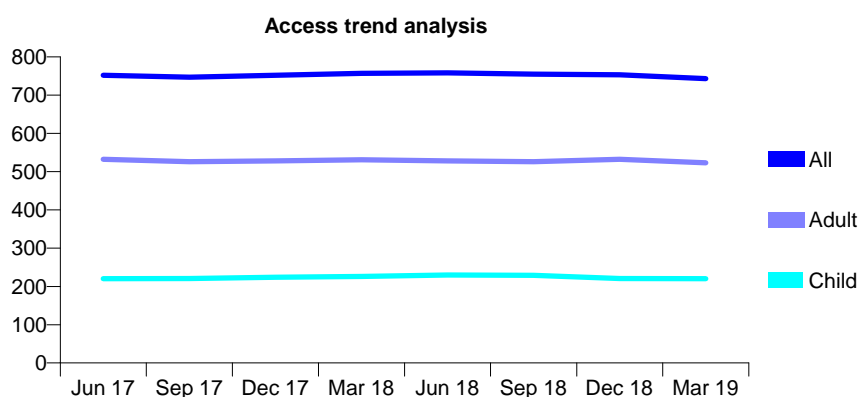
Q64 - Vital Signs At a Glance Contract Report for 736716/0001 - March 2019

Name or company name	MRS J ROBSON
Contract type name	GDS Contract
Purpose of contract	General
Contract start date	01/04/2006
Contract end date	

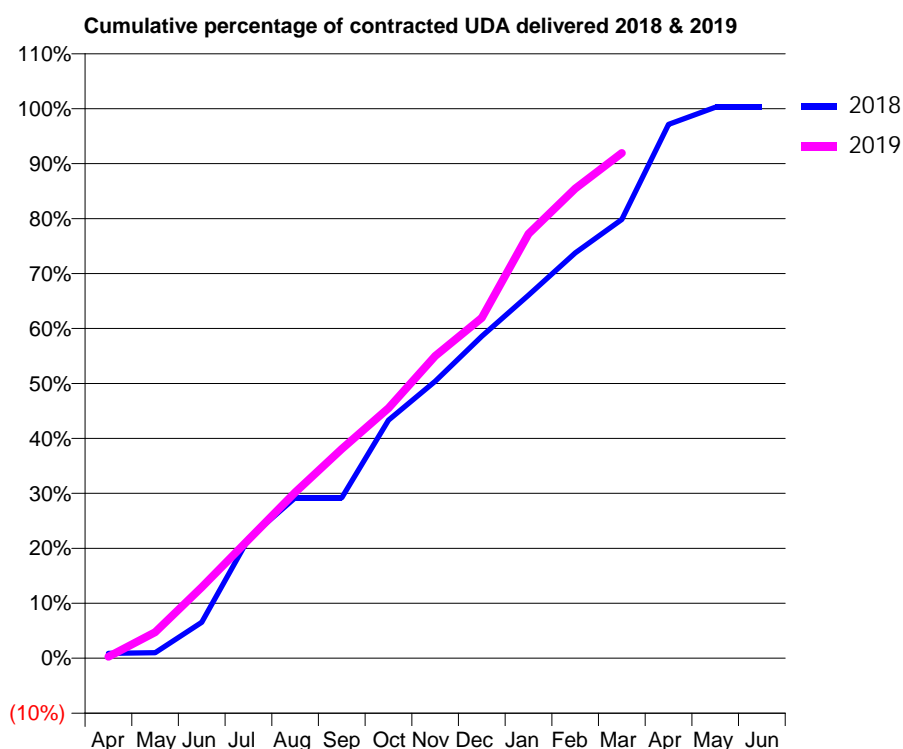
18/19 Contracted general activity (UDA)	1,800
Carry forward general activity (UDA)	-5
18/19 Contracted orthodontic activity (UOA)	0
Carry forward orthodontic activity (UOA)	0
Baseline contract value	£49,617.32

ACCESS*

Patients seen in 24 months	Total	Change since previous quarter
Quarter ending March 2018	757	
Quarter ending June 2018	758	→
Quarter ending September 2018	755	→
Quarter ending December 2018	753	→
Quarter ending March 2019	743	↓
Variance since March 2018	(1.8%)	↓



ACTIVITY



Month	Adjusted Scheduled Activity (UDA)	
	2018	2019
April	16	5
May	18	85
June	118	233
July	391	388
August	526	543
September	526	686
October	780	819
November	907	990
December	1,054	1,115
January	1,189	1,390
February	1,328	1,538
March	1,437	1,655
April	1,748	
May	1,805	
June	1,805	

QUALITY

	Quantity	Base Number	Contract	AT	Region	England
% of FP17s for the same patient ID Re-attending within 3 months - Children	16	365	4.4%	8.9%	11.3%	11.8%
% of FP17s for the same patient ID Re-attending within 3 months - Adults	100	890	11.2%	13.1%	15.4%	15.7%
% of FP17s for the same patient ID Re-attending between 3 & 9 months - Children	265	365	72.6%	62.1%	61.3%	58.9%
% of FP17s for the same patient ID Re-attending between 3 & 9 months - Adults	617	890	69.3%	52.3%	52.1%	50.8%
% of FP17s for Band 1 Urgent Courses	49	1,033	4.7%	8.4%	9.5%	9.1%
% of FP17s Relating to Free Repair or Replacements	0	1,033	0.0%	0.7%	0.6%	0.8%
% of FP17s Relating to Continuations	3	1,033	0.3%	0.7%	0.8%	0.9%
% of Patients satisfied with the dentistry they have received	0	0	N/A	93.4%	92.4%	92.5%
% of Patients satisfied with the time they had to wait for an appointment	0	0	N/A	85.3%	86.3%	87.0%

* This is based on patients treated on this contract for their most recent course of treatment.

Figures in italics indicate the base number of FP17s or Patient Questionnaire responses are less than 100. N/A is shown where the base number of responses is less than 10 during the period. % is calculated as Quantity/Base number*100

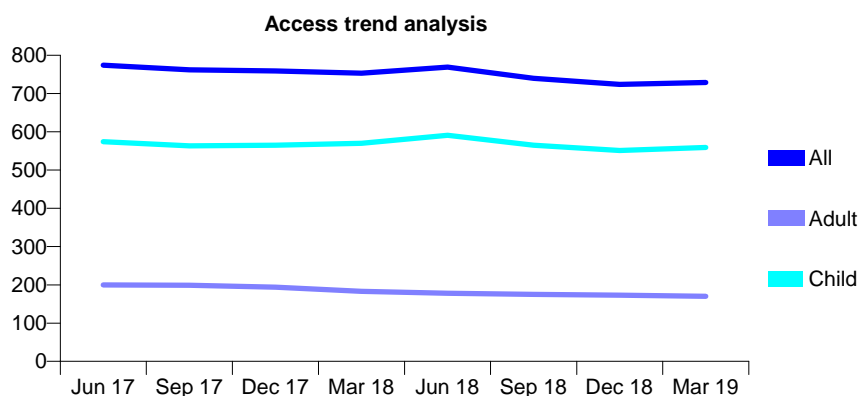
Q64 - Vital Signs At a Glance Contract Report for 737704/0002 - March 2019

Name or company name	MR AC MILLER
Contract type name	GDS Contract
Purpose of contract	General
Contract start date	01/04/2006
Contract end date	

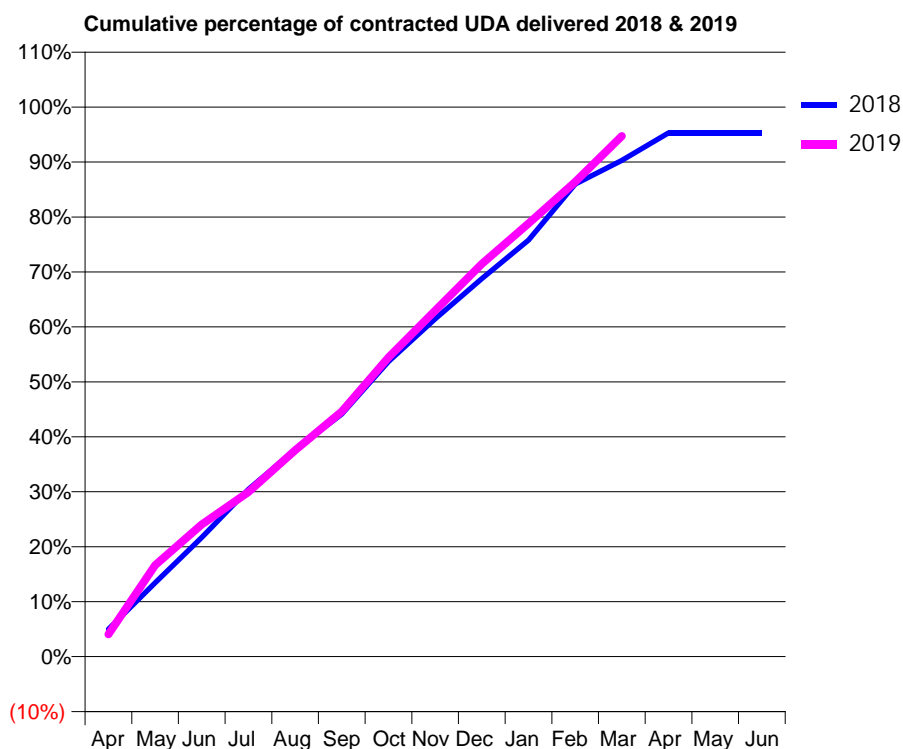
18/19 Contracted general activity (UDA)	1,355
Carry forward general activity (UDA)	0
18/19 Contracted orthodontic activity (UOA)	0
Carry forward orthodontic activity (UOA)	0
Baseline contract value	£30,435.95

ACCESS*

Patients seen in 24 months	Total	Change since previous quarter
Quarter ending March 2018	753	
Quarter ending June 2018	769	↑
Quarter ending September 2018	740	↓
Quarter ending December 2018	724	↓
Quarter ending March 2019	729	→
Variance since March 2018	(3.2%)	↓



ACTIVITY



Month	Adjusted Scheduled Activity (UDA)	
	2018	2019
April	72	55
May	193	225
June	311	326
July	437	406
August	540	509
September	633	605
October	770	738
November	882	853
December	987	968
January	1,088	1,068
February	1,234	1,171
March	1,296	1,283
April	1,368	
May	1,368	
June	1,368	

QUALITY

	Quantity	Base Number	Contract	AT	Region	England
% of FP17s for the same patient ID Re-attending within 3 months - Children	51	914	5.6%	8.9%	11.3%	11.8%
% of FP17s for the same patient ID Re-attending within 3 months - Adults	14	164	8.5%	13.1%	15.4%	15.7%
% of FP17s for the same patient ID Re-attending between 3 & 9 months - Children	519	914	56.8%	62.1%	61.3%	58.9%
% of FP17s for the same patient ID Re-attending between 3 & 9 months - Adults	88	164	53.7%	52.3%	52.1%	50.8%
% of FP17s for Band 1 Urgent Courses	87	1,025	8.5%	8.4%	9.5%	9.1%
% of FP17s Relating to Free Repair or Replacements	0	1,025	0.0%	0.7%	0.6%	0.8%
% of FP17s Relating to Continuations	11	1,025	1.1%	0.7%	0.8%	0.9%
% of Patients satisfied with the dentistry they have received	0	0	N/A	93.4%	92.4%	92.5%
% of Patients satisfied with the time they had to wait for an appointment	0	0	N/A	85.3%	86.3%	87.0%

* This is based on patients treated on this contract for their most recent course of treatment. Figures in italics indicate the base number of FP17s or Patient Questionnaire responses are less than 100. N/A is shown where the base number of responses is less than 10 during the period. % is calculated as Quantity/Base number*100

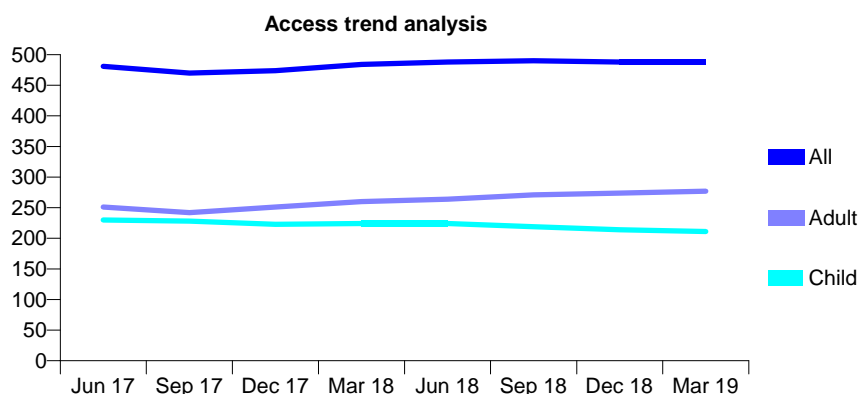
Q64 - Vital Signs At a Glance Contract Report for 740594/0001 - March 2019

Name or company name	MISS JM HAYES
Contract type name	GDS Contract
Purpose of contract	General
Contract start date	01/04/2006
Contract end date	

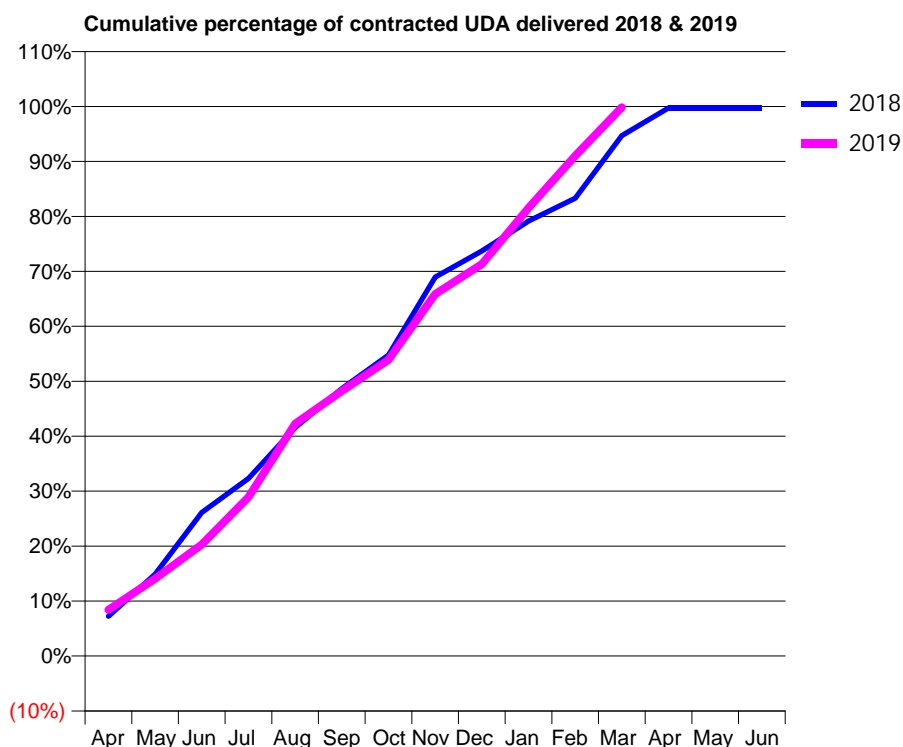
18/19 Contracted general activity (UDA)	1,098
Carry forward general activity (UDA)	3
18/19 Contracted orthodontic activity (UOA)	0
Carry forward orthodontic activity (UOA)	0
Baseline contract value	£23,497.10

ACCESS*

Patients seen in 24 months	Total	Change since previous quarter
Quarter ending March 2018	484	
Quarter ending June 2018	488	→
Quarter ending September 2018	490	→
Quarter ending December 2018	488	→
Quarter ending March 2019	488	→
Variance since March 2018	0.8%	→



ACTIVITY



Month	Adjusted Scheduled Activity (UDA)	
	2018	2019
April	72	92
May	149	155
June	260	223
July	322	318
August	415	464
September	485	529
October	547	592
November	688	723
December	735	783
January	790	895
February	831	999
March	945	1,096
April	995	
May	995	
June	995	

QUALITY

	Quantity	Base Number	Contract	AT	Region	England
% of FP17s for the same patient ID Re-attending within 3 months - Children	12	321	3.7%	8.9%	11.3%	11.8%
% of FP17s for the same patient ID Re-attending within 3 months - Adults	43	426	10.1%	13.1%	15.4%	15.7%
% of FP17s for the same patient ID Re-attending between 3 & 9 months - Children	163	321	50.8%	62.1%	61.3%	58.9%
% of FP17s for the same patient ID Re-attending between 3 & 9 months - Adults	253	426	59.4%	52.3%	52.1%	50.8%
% of FP17s for Band 1 Urgent Courses	32	717	4.5%	8.4%	9.5%	9.1%
% of FP17s Relating to Free Repair or Replacements	0	717	0.0%	0.7%	0.6%	0.8%
% of FP17s Relating to Continuations	0	717	0.0%	0.7%	0.8%	0.9%
% of Patients satisfied with the dentistry they have received	0	0	N/A	93.4%	92.4%	92.5%
% of Patients satisfied with the time they had to wait for an appointment	0	0	N/A	85.3%	86.3%	87.0%

* This is based on patients treated on this contract for their most recent course of treatment. Figures in italics indicate the base number of FP17s or Patient Questionnaire responses are less than 100. N/A is shown where the base number of responses is less than 10 during the period. % is calculated as Quantity/Base number*100

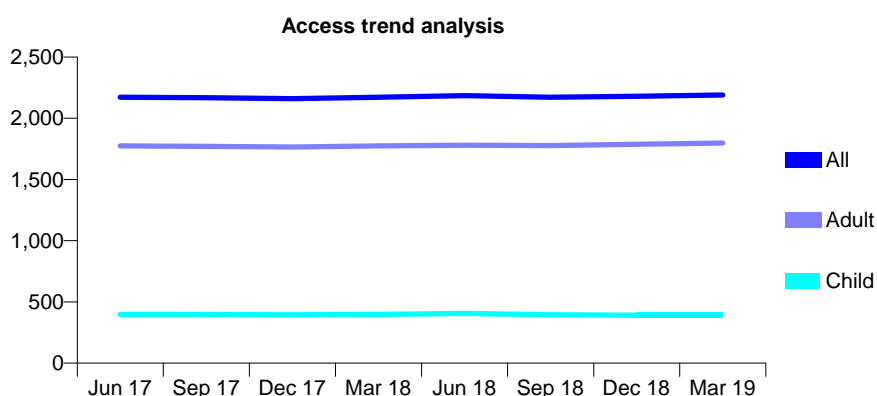
Q64 - Vital Signs At a Glance Contract Report for 746363/0001 - March 2019

Name or company name	MR DM REID
Contract type name	GDS Contract
Purpose of contract	General
Contract start date	01/04/2006
Contract end date	

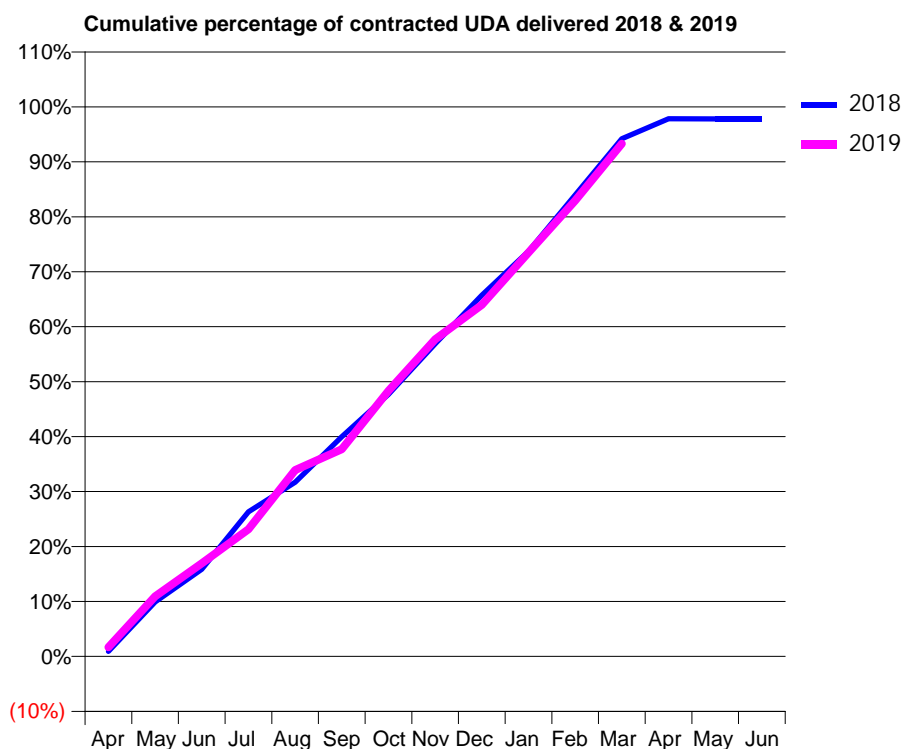
18/19 Contracted general activity (UDA)	6,136
Carry forward general activity (UDA)	134
18/19 Contracted orthodontic activity (UOA)	0
Carry forward orthodontic activity (UOA)	0
Baseline contract value	£209,638.92

ACCESS*

Patients seen in 24 months	Total	Change since previous quarter
Quarter ending March 2018	2,172	
Quarter ending June 2018	2,185	→
Quarter ending September 2018	2,172	→
Quarter ending December 2018	2,179	→
Quarter ending March 2019	2,190	→
Variance since March 2018	0.8%	→



ACTIVITY



Month	2018	2019
April	56	104
May	609	671
June	972	1,039
July	1,615	1,419
August	1,945	2,081
September	2,454	2,313
October	2,926	2,966
November	3,491	3,540
December	4,032	3,925
January	4,523	4,509
February	5,152	5,090
March	5,780	5,725
April	6,003	
May	6,002	
June	6,002	

QUALITY

	Quantity	Base Number	Contract	AT	Region	England
% of FP17s for the same patient ID Re-attending within 3 months - Children	90	689	13.1%	8.9%	11.3%	11.8%
% of FP17s for the same patient ID Re-attending within 3 months - Adults	392	2,741	14.3%	13.1%	15.4%	15.7%
% of FP17s for the same patient ID Re-attending between 3 & 9 months - Children	436	689	63.3%	62.1%	61.3%	58.9%
% of FP17s for the same patient ID Re-attending between 3 & 9 months - Adults	1,444	2,741	52.7%	52.3%	52.1%	50.8%
% of FP17s for Band 1 Urgent Courses	336	3,328	10.1%	8.4%	9.5%	9.1%
% of FP17s Relating to Free Repair or Replacements	31	3,328	0.9%	0.7%	0.6%	0.8%
% of FP17s Relating to Continuations	49	3,328	1.5%	0.7%	0.8%	0.9%
% of Patients satisfied with the dentistry they have received	1	1	N/A	93.4%	92.4%	92.5%
% of Patients satisfied with the time they had to wait for an appointment	1	1	N/A	85.3%	86.3%	87.0%

* This is based on patients treated on this contract for their most recent course of treatment. Figures in italics indicate the base number of FP17s or Patient Questionnaire responses are less than 100. N/A is shown where the base number of responses is less than 10 during the period. % is calculated as Quantity/Base number*100

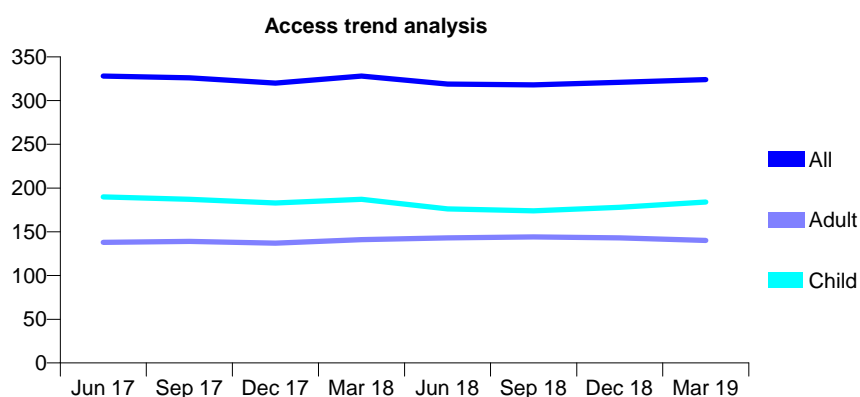
Q64 - Vital Signs At a Glance Contract Report for 750050/0001 - March 2019

Name or company name	MR SJ GOODE
Contract type name	GDS Contract
Purpose of contract	General
Contract start date	01/04/2006
Contract end date	

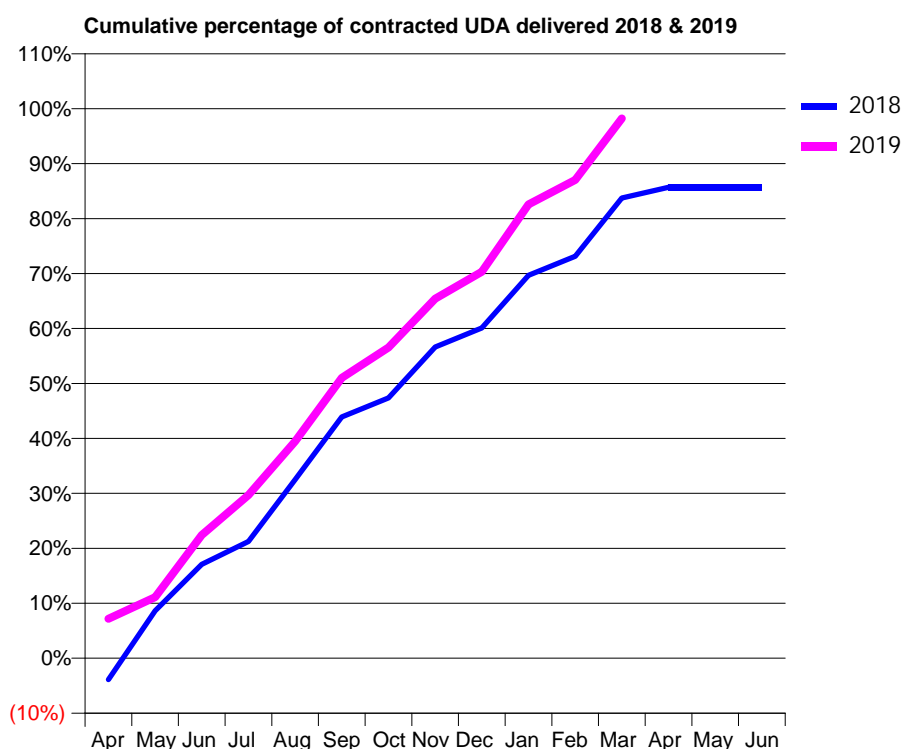
18/19 Contracted general activity (UDA)	1,125
Carry forward general activity (UDA)	0
18/19 Contracted orthodontic activity (UOA)	0
Carry forward orthodontic activity (UOA)	0
Baseline contract value	£30,920.84

ACCESS*

Patients seen in 24 months	Total	Change since previous quarter
Quarter ending March 2018	328	
Quarter ending June 2018	319	↓
Quarter ending September 2018	318	→
Quarter ending December 2018	321	→
Quarter ending March 2019	324	→
Variance since March 2018	(1.2%)	↓



ACTIVITY



Month	2018	2019
April	-44	81
May	97	125
June	192	252
July	239	334
August	366	444
September	494	574
October	533	636
November	637	736
December	676	791
January	784	929
February	823	979
March	942	1,105
April	964	
May	964	
June	964	

QUALITY

	Quantity	Base Number	Contract	AT	Region	England
% of FP17s for the same patient ID Re-attending within 3 months - Children	9	285	3.2%	8.9%	11.3%	11.8%
% of FP17s for the same patient ID Re-attending within 3 months - Adults	11	139	7.9%	13.1%	15.4%	15.7%
% of FP17s for the same patient ID Re-attending between 3 & 9 months - Children	161	285	56.5%	62.1%	61.3%	58.9%
% of FP17s for the same patient ID Re-attending between 3 & 9 months - Adults	68	139	48.9%	52.3%	52.1%	50.8%
% of FP17s for Band 1 Urgent Courses	0	415	0.0%	8.4%	9.5%	9.1%
% of FP17s Relating to Free Repair or Replacements	0	415	0.0%	0.7%	0.6%	0.8%
% of FP17s Relating to Continuations	6	415	1.4%	0.7%	0.8%	0.9%
% of Patients satisfied with the dentistry they have received	2	2	N/A	93.4%	92.4%	92.5%
% of Patients satisfied with the time they had to wait for an appointment	1	2	N/A	85.3%	86.3%	87.0%

* This is based on patients treated on this contract for their most recent course of treatment.

Figures in italics indicate the base number of FP17s or Patient Questionnaire responses are less than 100. N/A is shown where the base number of responses is less than 10 during the period. % is calculated as Quantity/Base number*100

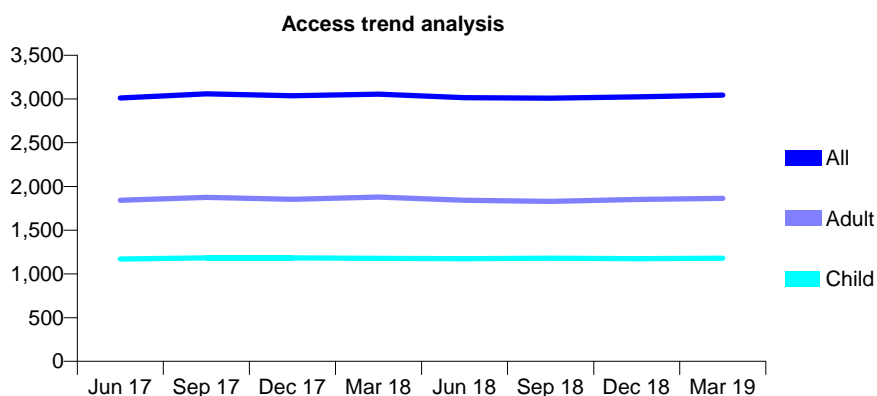
Q64 - Vital Signs At a Glance Contract Report for 755567/0001 - March 2019

Name or company name	MRS S SUTHAGAR
Contract type name	GDS Contract
Purpose of contract	General
Contract start date	20/10/2011
Contract end date	

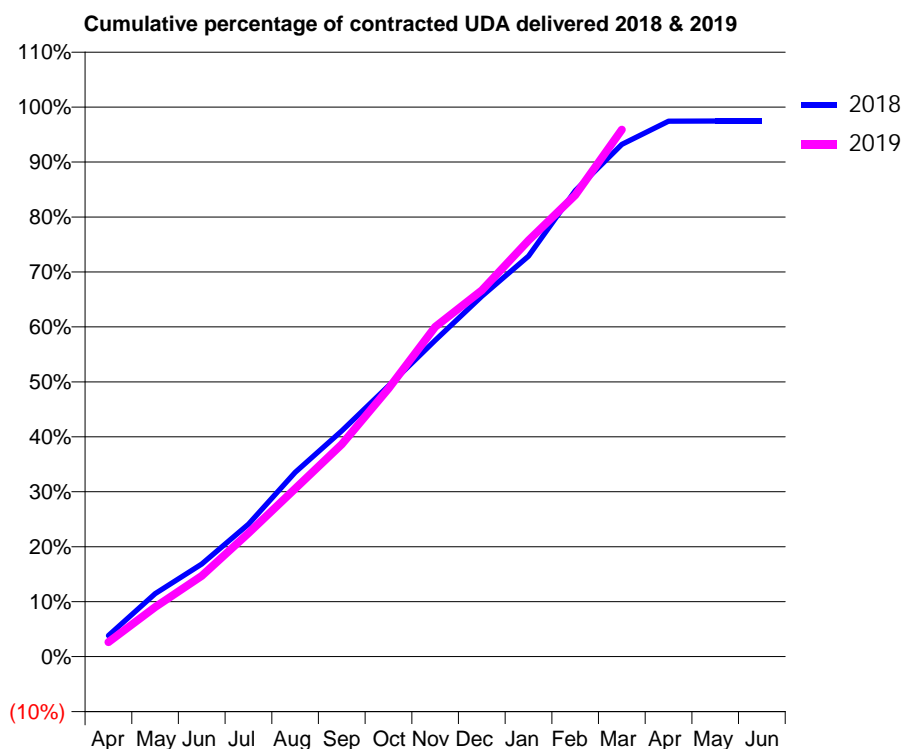
18/19 Contracted general activity (UDA)	8,000
Carry forward general activity (UDA)	204
18/19 Contracted orthodontic activity (UOA)	0
Carry forward orthodontic activity (UOA)	0
Baseline contract value	£219,221.23

ACCESS*

Patients seen in 24 months	Total	Change since previous quarter
Quarter ending March 2018	3,056	
Quarter ending June 2018	3,014	↓
Quarter ending September 2018	3,009	→
Quarter ending December 2018	3,023	→
Quarter ending March 2019	3,045	→
Variance since March 2018	(0.4%)	→



ACTIVITY



Month	Adjusted Scheduled Activity (UDA)	
	2018	2019
April	307	211
May	918	720
June	1,348	1,176
July	1,928	1,797
August	2,682	2,445
September	3,286	3,090
October	3,941	3,901
November	4,603	4,800
December	5,245	5,332
January	5,830	6,057
February	6,783	6,718
March	7,455	7,671
April	7,793	
May	7,795	
June	7,796	

QUALITY

	Quantity	Base Number	Contract	AT	Region	England
% of FP17s for the same patient ID Re-attending within 3 months - Children	162	1,885	8.6%	8.9%	11.3%	11.8%
% of FP17s for the same patient ID Re-attending within 3 months - Adults	310	2,465	12.6%	13.1%	15.4%	15.7%
% of FP17s for the same patient ID Re-attending between 3 & 9 months - Children	1,167	1,885	61.9%	62.1%	61.3%	58.9%
% of FP17s for the same patient ID Re-attending between 3 & 9 months - Adults	1,432	2,465	58.1%	52.3%	52.1%	50.8%
% of FP17s for Band 1 Urgent Courses	195	3,760	5.2%	8.4%	9.5%	9.1%
% of FP17s Relating to Free Repair or Replacements	23	3,760	0.6%	0.7%	0.6%	0.8%
% of FP17s Relating to Continuations	12	3,760	0.3%	0.7%	0.8%	0.9%
% of Patients satisfied with the dentistry they have received	2	2	N/A	93.4%	92.4%	92.5%
% of Patients satisfied with the time they had to wait for an appointment	2	2	N/A	85.3%	86.3%	87.0%

* This is based on patients treated on this contract for their most recent course of treatment. Figures in italics indicate the base number of FP17s or Patient Questionnaire responses are less than 100. N/A is shown where the base number of responses is less than 10 during the period. % is calculated as Quantity/Base number*100

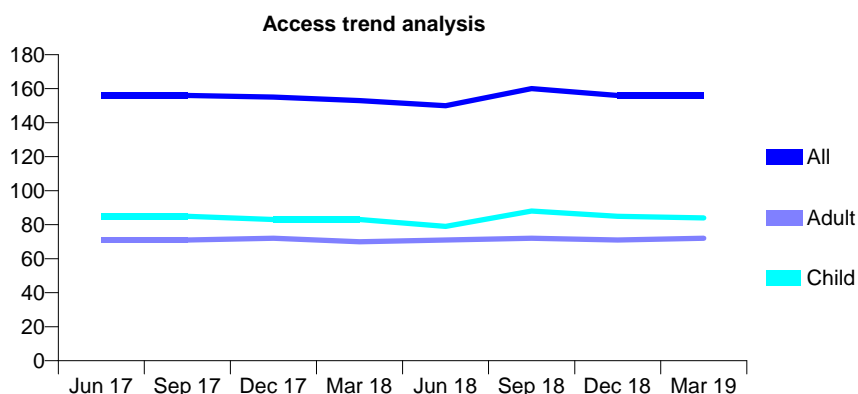
Q64 - Vital Signs At a Glance Contract Report for 760811/0001 - March 2019

Name or company name	MR GC MULLER
Contract type name	GDS Contract
Purpose of contract	General
Contract start date	01/02/2011
Contract end date	

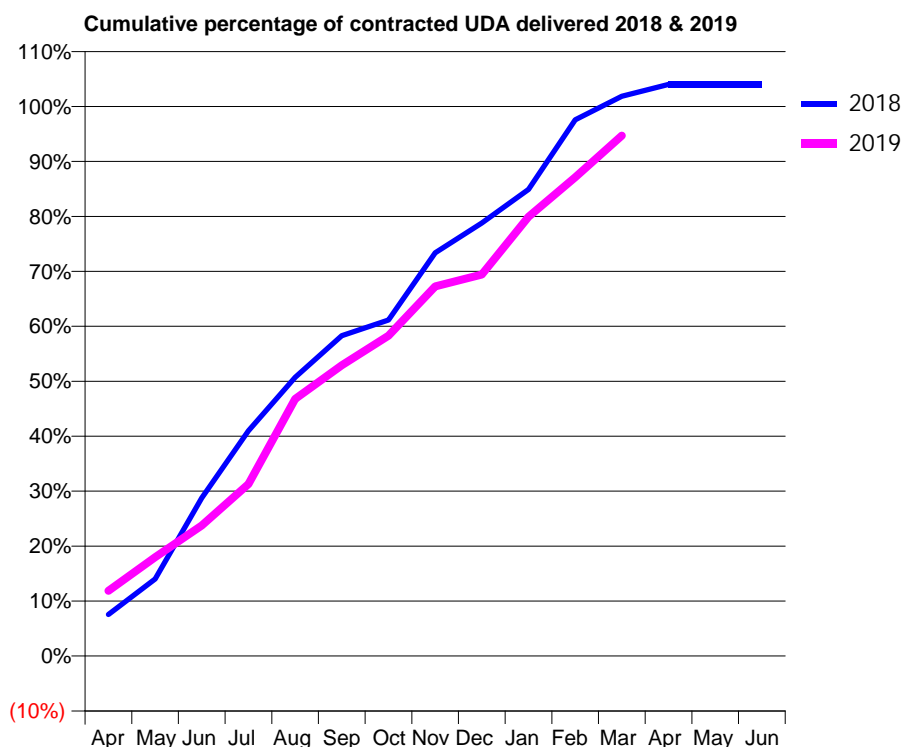
18/19 Contracted general activity (UDA)	278
Carry forward general activity (UDA)	-6
18/19 Contracted orthodontic activity (UOA)	0
Carry forward orthodontic activity (UOA)	0
Baseline contract value	£6,898.12

ACCESS*

Patients seen in 24 months	Total	Change since previous quarter
Quarter ending March 2018	153	
Quarter ending June 2018	150	↓
Quarter ending September 2018	160	↑
Quarter ending December 2018	156	↓
Quarter ending March 2019	156	→
Variance since March 2018	2.0%	→



ACTIVITY



Month	Adjusted Scheduled Activity (UDA)	
	2018	2019
April	21	33
May	39	50
June	80	66
July	114	87
August	141	130
September	162	147
October	170	162
November	204	187
December	219	193
January	236	222
February	271	242
March	283	263
April	289	
May	289	
June	289	

QUALITY

	Quantity	Base Number	Contract	AT	Region	England
% of FP17s for the same patient ID Re-attending within 3 months - Children	0	129	0.0%	8.9%	11.3%	11.8%
% of FP17s for the same patient ID Re-attending within 3 months - Adults	3	94	3.2%	13.1%	15.4%	15.7%
% of FP17s for the same patient ID Re-attending between 3 & 9 months - Children	83	129	64.3%	62.1%	61.3%	58.9%
% of FP17s for the same patient ID Re-attending between 3 & 9 months - Adults	65	94	69.1%	52.3%	52.1%	50.8%
% of FP17s for Band 1 Urgent Courses	1	216	0.5%	8.4%	9.5%	9.1%
% of FP17s Relating to Free Repair or Replacements	0	216	0.0%	0.7%	0.6%	0.8%
% of FP17s Relating to Continuations	0	216	0.0%	0.7%	0.8%	0.9%
% of Patients satisfied with the dentistry they have received	0	0	N/A	93.4%	92.4%	92.5%
% of Patients satisfied with the time they had to wait for an appointment	0	0	N/A	85.3%	86.3%	87.0%

* This is based on patients treated on this contract for their most recent course of treatment. Figures in italics indicate the base number of FP17s or Patient Questionnaire responses are less than 100. N/A is shown where the base number of responses is less than 10 during the period. % is calculated as Quantity/Base number*100

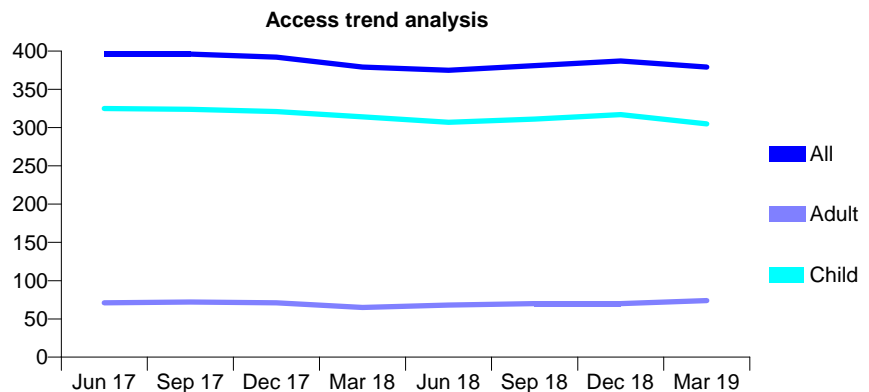
Q64 - Vital Signs At a Glance Contract Report for 761095/0001 - March 2019

Name or company name	MR PJ TOWNES
Contract type name	GDS Contract
Purpose of contract	General
Contract start date	01/04/2006
Contract end date	

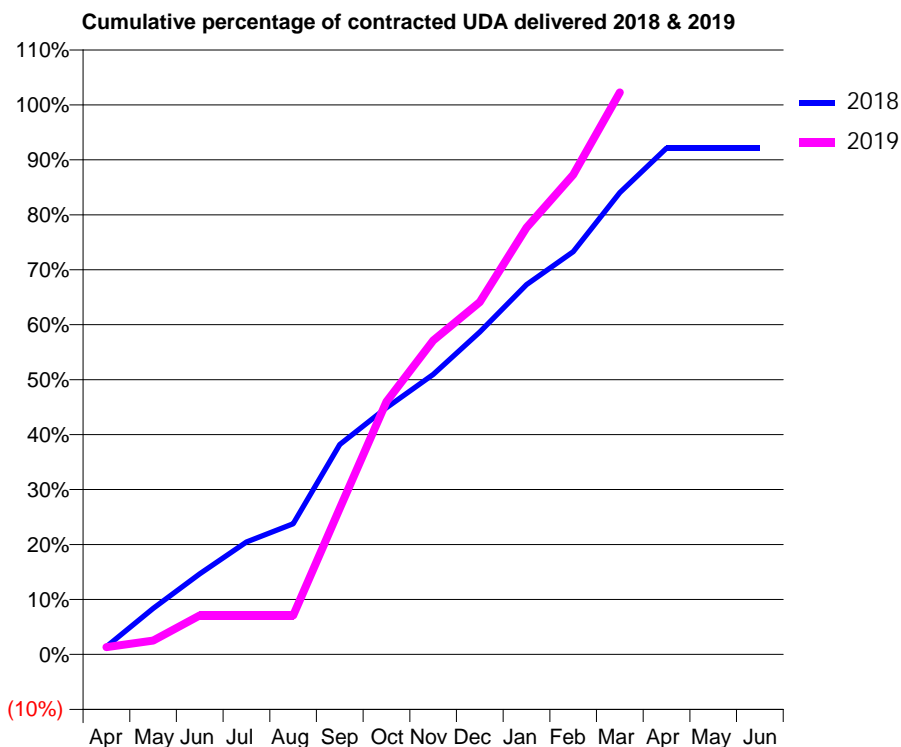
18/19 Contracted general activity (UDA)	750
Carry forward general activity (UDA)	0
18/19 Contracted orthodontic activity (UOA)	0
Carry forward orthodontic activity (UOA)	0
Baseline contract value	£16,755.46

ACCESS*

Patients seen in 24 months	Total	Change since previous quarter
Quarter ending March 2018	379	
Quarter ending June 2018	375	↓
Quarter ending September 2018	381	→
Quarter ending December 2018	387	→
Quarter ending March 2019	379	↓
Variance since March 2018	0.0%	→



ACTIVITY



Month	Adjusted Scheduled Activity (UDA)	
	2018	2019
April	14	10
May	84	19
June	147	53
July	205	53
August	238	53
September	382	199
October	449	345
November	509	429
December	587	481
January	673	582
February	733	655
March	840	767
April	921	
May	921	
June	921	

QUALITY

	Quantity	Base Number	Contract	AT	Region	England
% of FP17s for the same patient ID Re-attending within 3 months - Children	36	549	6.6%	8.9%	11.3%	11.8%
% of FP17s for the same patient ID Re-attending within 3 months - Adults	3	38	7.9%	13.1%	15.4%	15.7%
% of FP17s for the same patient ID Re-attending between 3 & 9 months - Children	379	549	69.0%	62.1%	61.3%	58.9%
% of FP17s for the same patient ID Re-attending between 3 & 9 months - Adults	33	38	86.8%	52.3%	52.1%	50.8%
% of FP17s for Band 1 Urgent Courses	15	539	2.8%	8.4%	9.5%	9.1%
% of FP17s Relating to Free Repair or Replacements	0	539	0.0%	0.7%	0.6%	0.8%
% of FP17s Relating to Continuations	0	539	0.0%	0.7%	0.8%	0.9%
% of Patients satisfied with the dentistry they have received	0	0	N/A	93.4%	92.4%	92.5%
% of Patients satisfied with the time they had to wait for an appointment	0	0	N/A	85.3%	86.3%	87.0%

* This is based on patients treated on this contract for their most recent course of treatment. Figures in italics indicate the base number of FP17s or Patient Questionnaire responses are less than 100. N/A is shown where the base number of responses is less than 10 during the period. % is calculated as Quantity/Base number*100

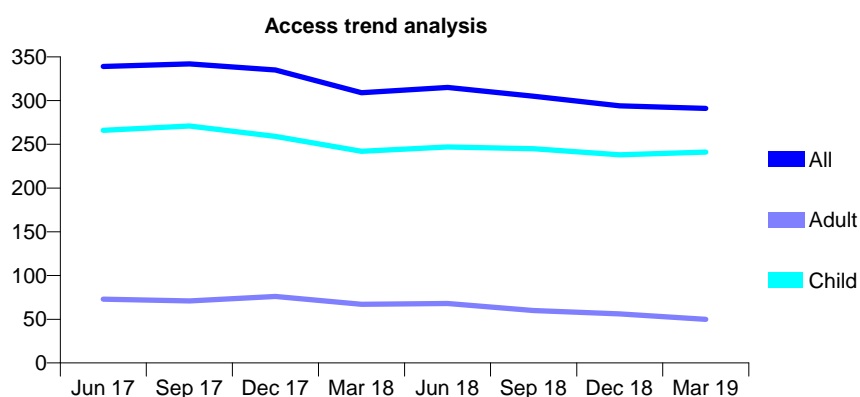
Q64 - Vital Signs At a Glance Contract Report for 787639/0001 - March 2019

Name or company name	MR CF DA ROCHA O'NEILL
Contract type name	GDS Contract
Purpose of contract	General
Contract start date	01/04/2008
Contract end date	

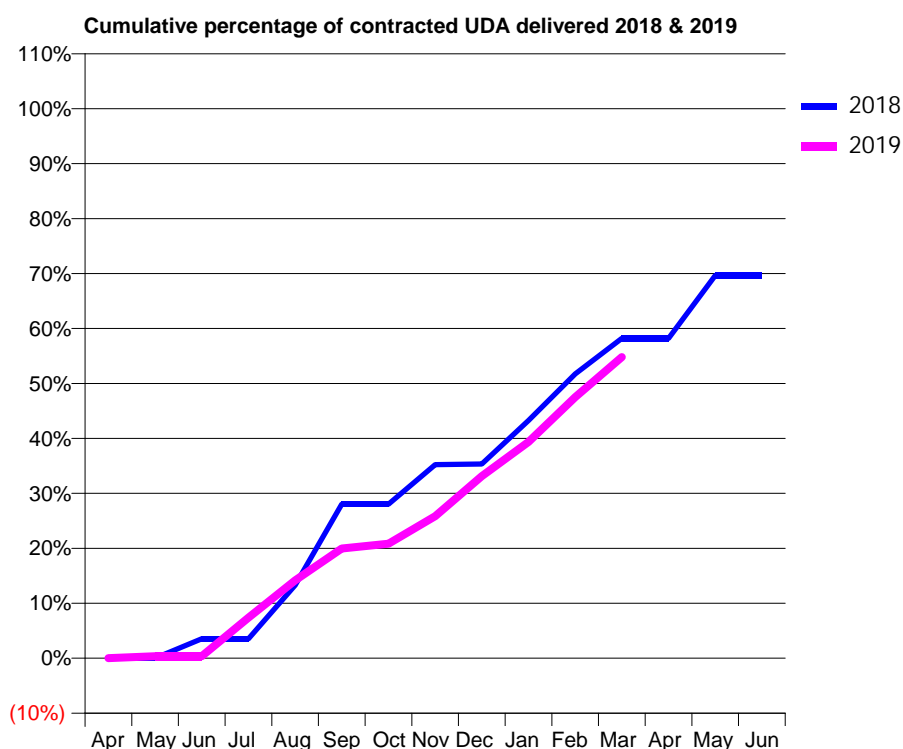
18/19 Contracted general activity (UDA)	800
Carry forward general activity (UDA)	0
18/19 Contracted orthodontic activity (UOA)	0
Carry forward orthodontic activity (UOA)	0
Baseline contract value	£17,373.05

ACCESS*

Patients seen in 24 months	Total	Change since previous quarter
Quarter ending March 2018	309	
Quarter ending June 2018	315	→
Quarter ending September 2018	305	↓
Quarter ending December 2018	294	↓
Quarter ending March 2019	291	↓
Variance since March 2018	(5.8%)	↓



ACTIVITY



Month	Adjusted Scheduled Activity (UDA)	
	2018	2019
April	0	0
May	0	3
June	30	3
July	30	59
August	113	113
September	238	160
October	238	167
November	299	207
December	300	265
January	368	315
February	440	380
March	495	438
April	495	
May	592	
June	592	

QUALITY

	Quantity	Base Number	Contract	AT	Region	England
% of FP17s for the same patient ID Re-attending within 3 months - Children	16	312	5.1%	8.9%	11.3%	11.8%
% of FP17s for the same patient ID Re-attending within 3 months - Adults	2	30	6.7%	13.1%	15.4%	15.7%
% of FP17s for the same patient ID Re-attending between 3 & 9 months - Children	183	312	58.7%	62.1%	61.3%	58.9%
% of FP17s for the same patient ID Re-attending between 3 & 9 months - Adults	19	30	63.3%	52.3%	52.1%	50.8%
% of FP17s for Band 1 Urgent Courses	6	293	2.0%	8.4%	9.5%	9.1%
% of FP17s Relating to Free Repair or Replacements	0	293	0.0%	0.7%	0.6%	0.8%
% of FP17s Relating to Continuations	0	293	0.0%	0.7%	0.8%	0.9%
% of Patients satisfied with the dentistry they have received	1	1	N/A	93.4%	92.4%	92.5%
% of Patients satisfied with the time they had to wait for an appointment	1	1	N/A	85.3%	86.3%	87.0%

* This is based on patients treated on this contract for their most recent course of treatment. Figures in italics indicate the base number of FP17s or Patient Questionnaire responses are less than 100. N/A is shown where the base number of responses is less than 10 during the period. % is calculated as Quantity/Base number*100

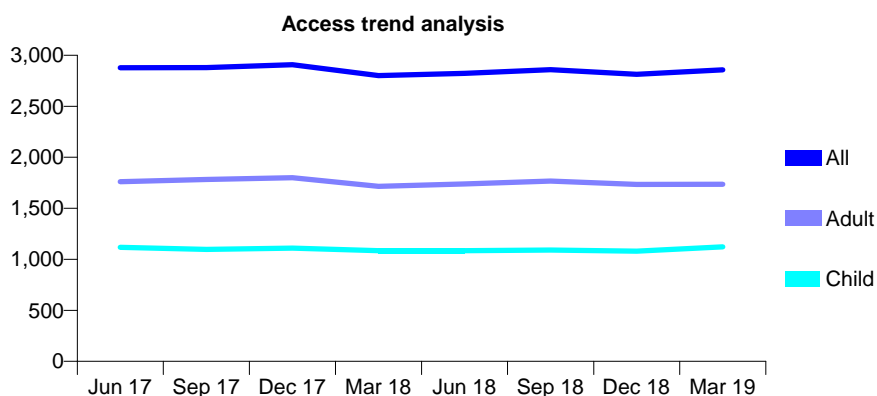
Q64 - Vital Signs At a Glance Contract Report for 802085/0001 - March 2019

Name or company name	Savernake Dental Partners
Contract type name	GDS Contract
Purpose of contract	General
Contract start date	01/04/2006
Contract end date	

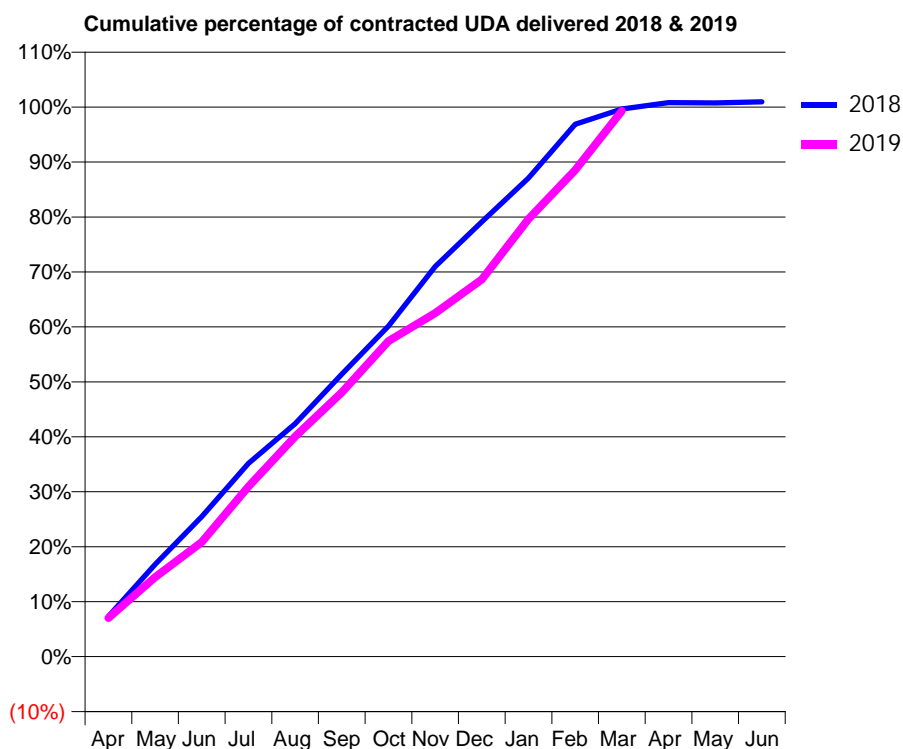
18/19 Contracted general activity (UDA)	6,362
Carry forward general activity (UDA)	-62
18/19 Contracted orthodontic activity (UOA)	0
Carry forward orthodontic activity (UOA)	0
Baseline contract value	£144,050.23

ACCESS*

Patients seen in 24 months	Total	Change since previous quarter
Quarter ending March 2018	2,800	
Quarter ending June 2018	2,823	→
Quarter ending September 2018	2,858	→
Quarter ending December 2018	2,814	↓
Quarter ending March 2019	2,857	→
Variance since March 2018	2.0%	↑



ACTIVITY



Month	Adjusted Scheduled Activity (UDA)	
	2018	2019
April	465	447
May	1,068	921
June	1,621	1,325
July	2,239	1,969
August	2,696	2,548
September	3,269	3,058
October	3,827	3,652
November	4,516	3,977
December	5,034	4,366
January	5,540	5,066
February	6,162	5,632
March	6,340	6,317
April	6,412	
May	6,410	
June	6,424	

QUALITY

	Quantity	Base Number	Contract	AT	Region	England
% of FP17s for the same patient ID Re-attending within 3 months - Children	82	1,845	4.4%	8.9%	11.3%	11.8%
% of FP17s for the same patient ID Re-attending within 3 months - Adults	254	2,804	9.1%	13.1%	15.4%	15.7%
% of FP17s for the same patient ID Re-attending between 3 & 9 months - Children	1,006	1,845	54.5%	62.1%	61.3%	58.9%
% of FP17s for the same patient ID Re-attending between 3 & 9 months - Adults	1,312	2,804	46.8%	52.3%	52.1%	50.8%
% of FP17s for Band 1 Urgent Courses	223	3,841	5.8%	8.4%	9.5%	9.1%
% of FP17s Relating to Free Repair or Replacements	17	3,841	0.4%	0.7%	0.6%	0.8%
% of FP17s Relating to Continuations	23	3,841	0.6%	0.7%	0.8%	0.9%
% of Patients satisfied with the dentistry they have received	1	1	N/A	93.4%	92.4%	92.5%
% of Patients satisfied with the time they had to wait for an appointment	0	1	N/A	85.3%	86.3%	87.0%

* This is based on patients treated on this contract for their most recent course of treatment. Figures in italics indicate the base number of FP17s or Patient Questionnaire responses are less than 100. N/A is shown where the base number of responses is less than 10 during the period. % is calculated as Quantity/Base number*100

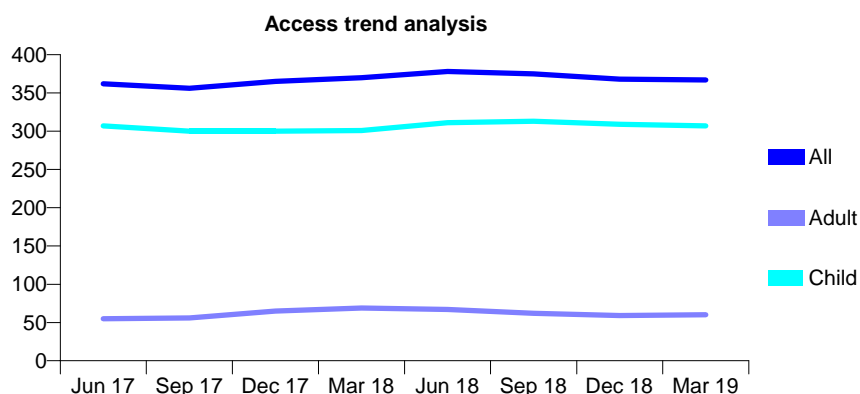
Q64 - Vital Signs At a Glance Contract Report for 811939/0001 - March 2019

Name or company name	MR JN PATON
Contract type name	GDS Contract
Purpose of contract	General
Contract start date	01/04/2006
Contract end date	

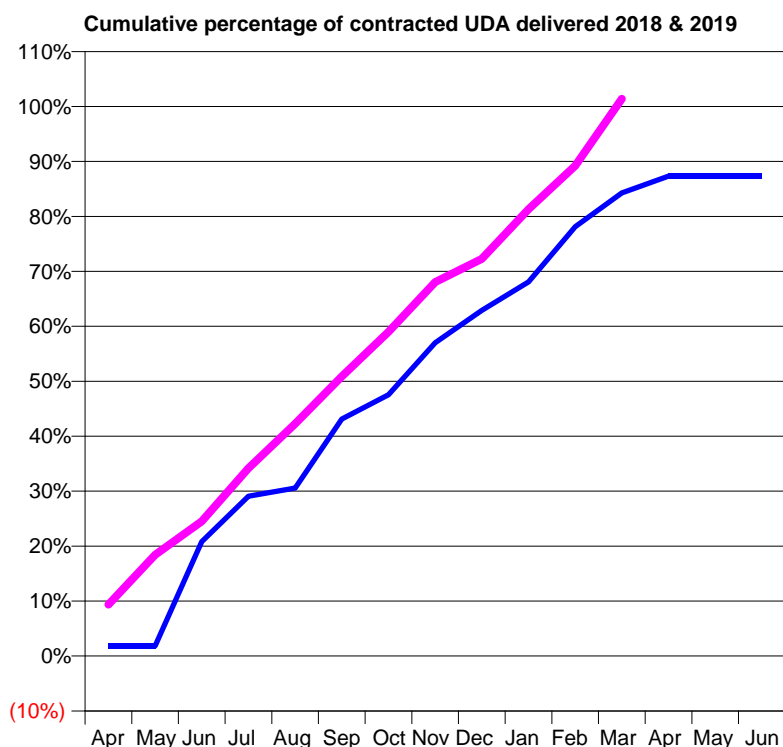
18/19 Contracted general activity (UDA)	642
Carry forward general activity (UDA)	0
18/19 Contracted orthodontic activity (UOA)	0
Carry forward orthodontic activity (UOA)	0
Baseline contract value	£13,370.11

ACCESS*

Patients seen in 24 months	Total	Change since previous quarter
Quarter ending March 2018	370	
Quarter ending June 2018	378	↑
Quarter ending September 2018	375	→
Quarter ending December 2018	368	↓
Quarter ending March 2019	367	→
Variance since March 2018	(0.8%)	→



ACTIVITY



Month	Adjusted Scheduled Activity (UDA)	
	2018	2019
April	14	60
May	14	118
June	156	157
July	218	219
August	229	271
September	323	326
October	357	379
November	428	437
December	472	464
January	511	522
February	586	573
March	632	651
April	655	
May	655	
June	655	

QUALITY

	Quantity	Base Number	Contract	AT	Region	England
% of FP17s for the same patient ID Re-attending within 3 months - Children	22	466	4.7%	8.9%	11.3%	11.8%
% of FP17s for the same patient ID Re-attending within 3 months - Adults	1	43	2.3%	13.1%	15.4%	15.7%
% of FP17s for the same patient ID Re-attending between 3 & 9 months - Children	301	466	64.6%	62.1%	61.3%	58.9%
% of FP17s for the same patient ID Re-attending between 3 & 9 months - Adults	31	43	72.1%	52.3%	52.1%	50.8%
% of FP17s for Band 1 Urgent Courses	5	492	1.0%	8.4%	9.5%	9.1%
% of FP17s Relating to Free Repair or Replacements	0	492	0.0%	0.7%	0.6%	0.8%
% of FP17s Relating to Continuations	0	492	0.0%	0.7%	0.8%	0.9%
% of Patients satisfied with the dentistry they have received	0	0	N/A	93.4%	92.4%	92.5%
% of Patients satisfied with the time they had to wait for an appointment	0	0	N/A	85.3%	86.3%	87.0%

* This is based on patients treated on this contract for their most recent course of treatment. Figures in italics indicate the base number of FP17s or Patient Questionnaire responses are less than 100. N/A is shown where the base number of responses is less than 10 during the period. % is calculated as Quantity/Base number*100

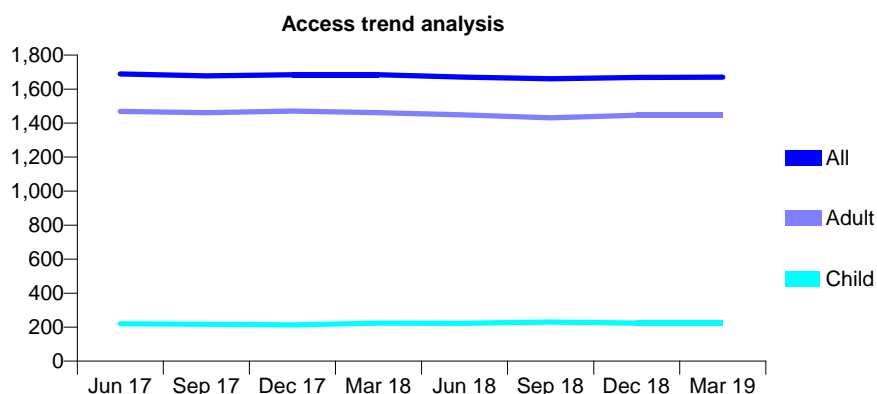
Q64 - Vital Signs At a Glance Contract Report for 814008/0001 - March 2019

Name or company name	MR IM MIDGLEY
Contract type name	GDS Contract
Purpose of contract	General
Contract start date	01/04/2006
Contract end date	

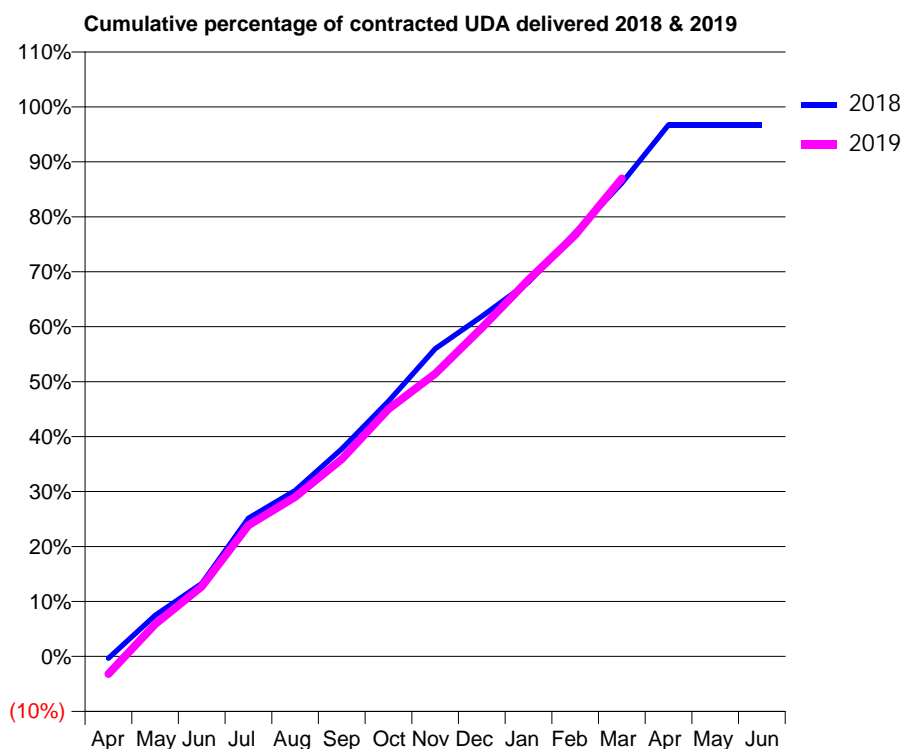
18/19 Contracted general activity (UDA)	7,460
Carry forward general activity (UDA)	244
18/19 Contracted orthodontic activity (UOA)	0
Carry forward orthodontic activity (UOA)	0
Baseline contract value	£191,810.03

ACCESS*

Patients seen in 24 months	Total	Change since previous quarter
Quarter ending March 2018	1,684	
Quarter ending June 2018	1,670	→
Quarter ending September 2018	1,661	→
Quarter ending December 2018	1,669	→
Quarter ending March 2019	1,670	→
Variance since March 2018	(0.8%)	→



ACTIVITY



Month	Adjusted Scheduled Activity (UDA)	
	2018	2019
April	-26	-241
May	559	440
June	990	947
July	1,877	1,780
August	2,252	2,165
September	2,816	2,678
October	3,464	3,357
November	4,178	3,837
December	4,615	4,460
January	5,080	5,113
February	5,754	5,722
March	6,425	6,487
April	7,216	
May	7,216	
June	7,216	

QUALITY

	Quantity	Base Number	Contract	AT	Region	England
% of FP17s for the same patient ID Re-attending within 3 months - Children	27	377	7.2%	8.9%	11.3%	11.8%
% of FP17s for the same patient ID Re-attending within 3 months - Adults	571	2,733	20.9%	13.1%	15.4%	15.7%
% of FP17s for the same patient ID Re-attending between 3 & 9 months - Children	270	377	71.6%	62.1%	61.3%	58.9%
% of FP17s for the same patient ID Re-attending between 3 & 9 months - Adults	1,765	2,733	64.6%	52.3%	52.1%	50.8%
% of FP17s for Band 1 Urgent Courses	722	2,827	25.5%	8.4%	9.5%	9.1%
% of FP17s Relating to Free Repair or Replacements	125	2,827	4.4%	0.7%	0.6%	0.8%
% of FP17s Relating to Continuations	92	2,827	3.3%	0.7%	0.8%	0.9%
% of Patients satisfied with the dentistry they have received	2	2	N/A	93.4%	92.4%	92.5%
% of Patients satisfied with the time they had to wait for an appointment	2	2	N/A	85.3%	86.3%	87.0%

* This is based on patients treated on this contract for their most recent course of treatment. Figures in italics indicate the base number of FP17s or Patient Questionnaire responses are less than 100. N/A is shown where the base number of responses is less than 10 during the period. % is calculated as Quantity/Base number*100

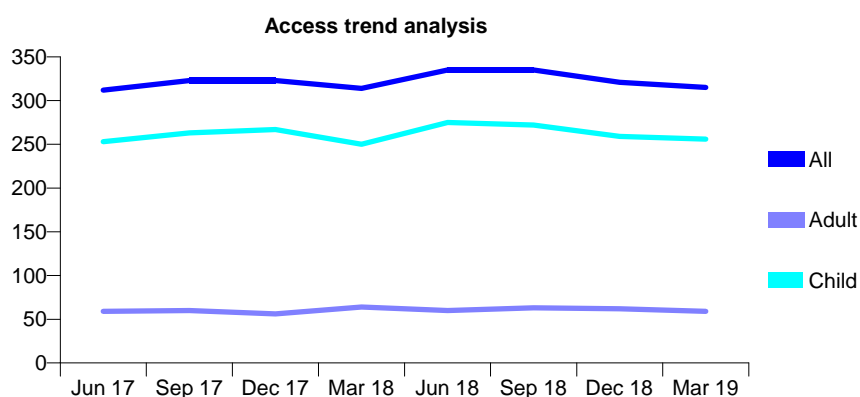
Q64 - Vital Signs At a Glance Contract Report for 820059/0001 - March 2019

Name or company name	MR AJ SMITH
Contract type name	PDS Contract
Purpose of contract	General and Orthodontic
Contract start date	01/04/2006
Contract end date	31/03/2019

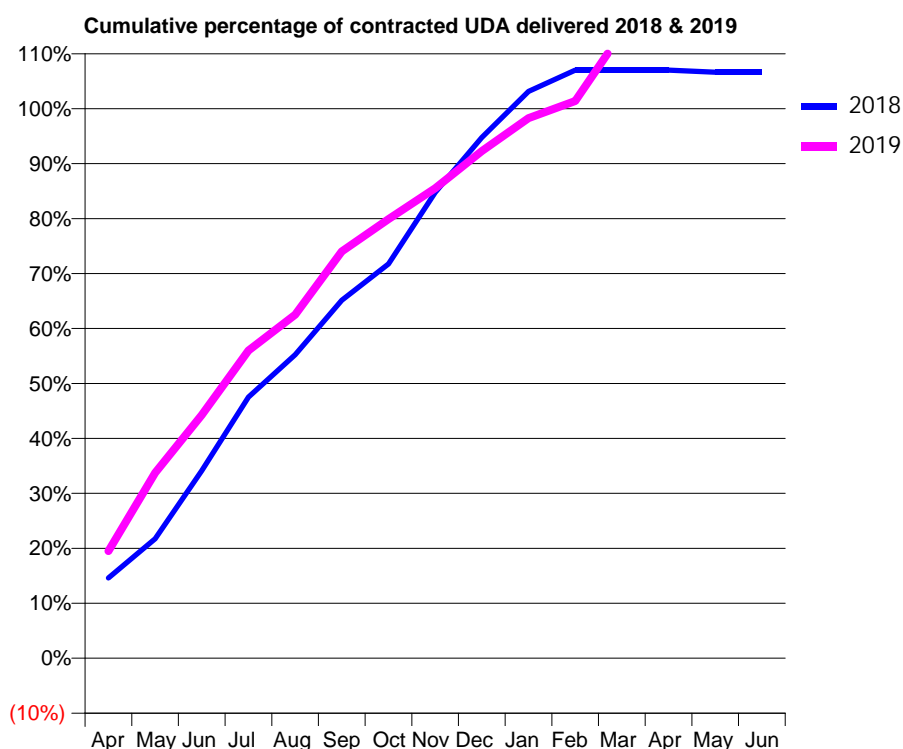
18/19 Contracted general activity (UDA)	800
Carry forward general activity (UDA)	-16
18/19 Contracted orthodontic activity (UOA)	521
Carry forward orthodontic activity (UOA)	0
Baseline contract value	£61,852.14

ACCESS*

Patients seen in 24 months	Total	Change since previous quarter
Quarter ending March 2018	314	
Quarter ending June 2018	335	↑
Quarter ending September 2018	335	→
Quarter ending December 2018	321	↓
Quarter ending March 2019	315	↓
Variance since March 2018	0.3%	→



ACTIVITY



Adjusted Scheduled Activity (UDA)		
Month	2018	2019
April	117	156
May	174	270
June	273	354
July	380	448
August	442	500
September	521	592
October	574	639
November	678	684
December	758	738
January	825	786
February	856	811
March	856	910
April	856	
May	853	
June	853	

QUALITY

	Quantity	Base Number	Contract	AT	Region	England
% of FP17s for the same patient ID Re-attending within 3 months - Children	52	432	12.0%	8.9%	11.3%	11.8%
% of FP17s for the same patient ID Re-attending within 3 months - Adults	3	41	7.3%	13.1%	15.4%	15.7%
% of FP17s for the same patient ID Re-attending between 3 & 9 months - Children	141	432	32.6%	62.1%	61.3%	58.9%
% of FP17s for the same patient ID Re-attending between 3 & 9 months - Adults	17	41	41.5%	52.3%	52.1%	50.8%
% of FP17s for Band 1 Urgent Courses	1	411	0.2%	8.4%	9.5%	9.1%
% of FP17s Relating to Free Repair or Replacements	0	411	0.0%	0.7%	0.6%	0.8%
% of FP17s Relating to Continuations	4	411	1.0%	0.7%	0.8%	0.9%
% of Patients satisfied with the dentistry they have received	0	0	N/A	93.4%	92.4%	92.5%
% of Patients satisfied with the time they had to wait for an appointment	0	0	N/A	85.3%	86.3%	87.0%

* This is based on patients treated on this contract for their most recent course of treatment. Figures in italics indicate the base number of FP17s or Patient Questionnaire responses are less than 100. N/A is shown where the base number of responses is less than 10 during the period. % is calculated as Quantity/Base number*100

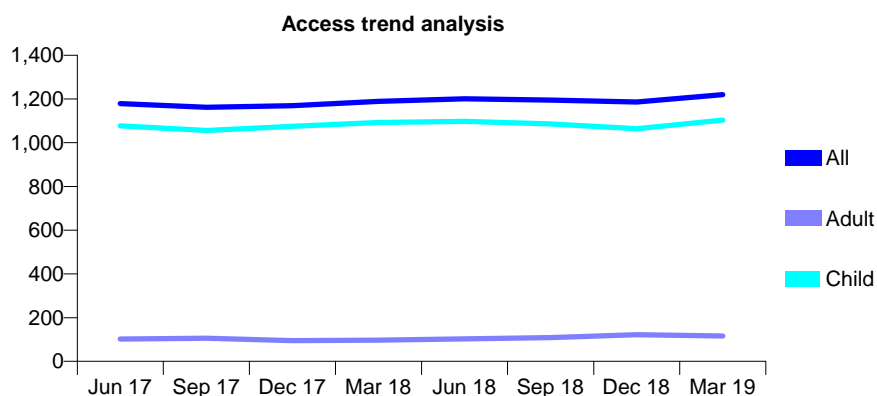
Q64 - Vital Signs At a Glance Contract Report for 820423/0001 - March 2019

Name or company name	MRS SA MCDOWALL
Contract type name	GDS Contract
Purpose of contract	General
Contract start date	01/04/2006
Contract end date	

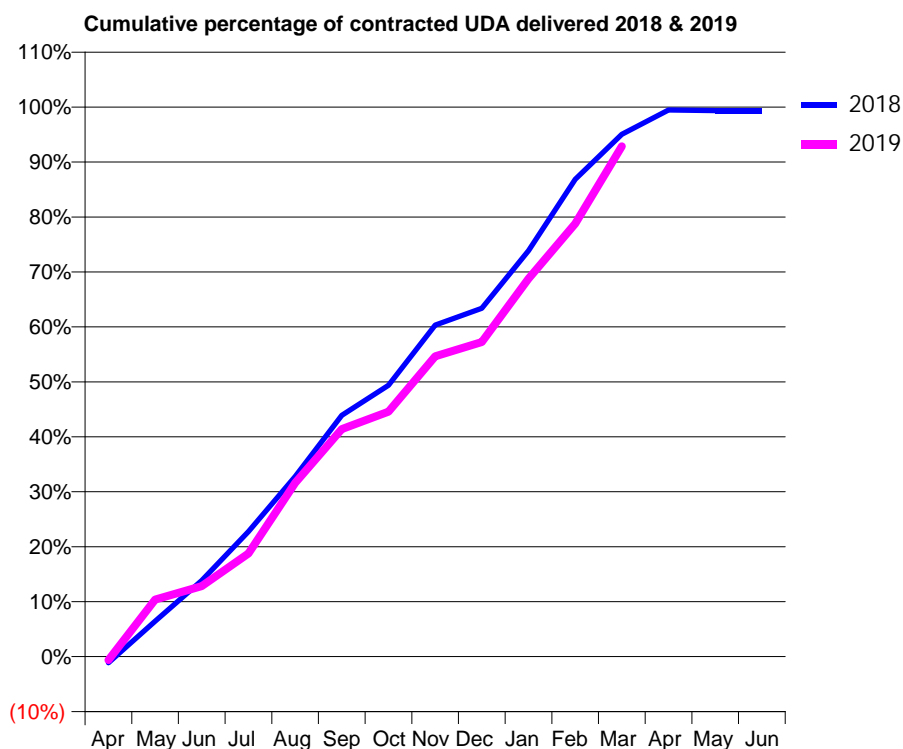
18/19 Contracted general activity (UDA)	2,630
Carry forward general activity (UDA)	17
18/19 Contracted orthodontic activity (UOA)	0
Carry forward orthodontic activity (UOA)	0
Baseline contract value	£65,527.28

ACCESS*

Patients seen in 24 months	Total	Change since previous quarter
Quarter ending March 2018	1,189	
Quarter ending June 2018	1,201	→
Quarter ending September 2018	1,195	→
Quarter ending December 2018	1,186	→
Quarter ending March 2019	1,220	↑
Variance since March 2018	2.6%	↑



ACTIVITY



Month	Adjusted Scheduled Activity (UDA)	
	2018	2019
April	-30	-17
May	170	274
June	364	337
July	598	494
August	862	832
September	1,155	1,089
October	1,298	1,172
November	1,586	1,437
December	1,667	1,505
January	1,942	1,809
February	2,285	2,072
March	2,500	2,442
April	2,616	
May	2,613	
June	2,613	

QUALITY

	Quantity	Base Number	Contract	AT	Region	England
% of FP17s for the same patient ID Re-attending within 3 months - Children	83	1,966	4.2%	8.9%	11.3%	11.8%
% of FP17s for the same patient ID Re-attending within 3 months - Adults	0	0	N/A	13.1%	15.4%	15.7%
% of FP17s for the same patient ID Re-attending between 3 & 9 months - Children	1,495	1,966	76.0%	62.1%	61.3%	58.9%
% of FP17s for the same patient ID Re-attending between 3 & 9 months - Adults	0	0	N/A	52.3%	52.1%	50.8%
% of FP17s for Band 1 Urgent Courses	57	1,880	3.0%	8.4%	9.5%	9.1%
% of FP17s Relating to Free Repair or Replacements	0	1,880	0.0%	0.7%	0.6%	0.8%
% of FP17s Relating to Continuations	0	1,880	0.0%	0.7%	0.8%	0.9%
% of Patients satisfied with the dentistry they have received	0	0	N/A	93.4%	92.4%	92.5%
% of Patients satisfied with the time they had to wait for an appointment	0	0	N/A	85.3%	86.3%	87.0%

* This is based on patients treated on this contract for their most recent course of treatment. Figures in italics indicate the base number of FP17s or Patient Questionnaire responses are less than 100. N/A is shown where the base number of responses is less than 10 during the period. % is calculated as Quantity/Base number*100

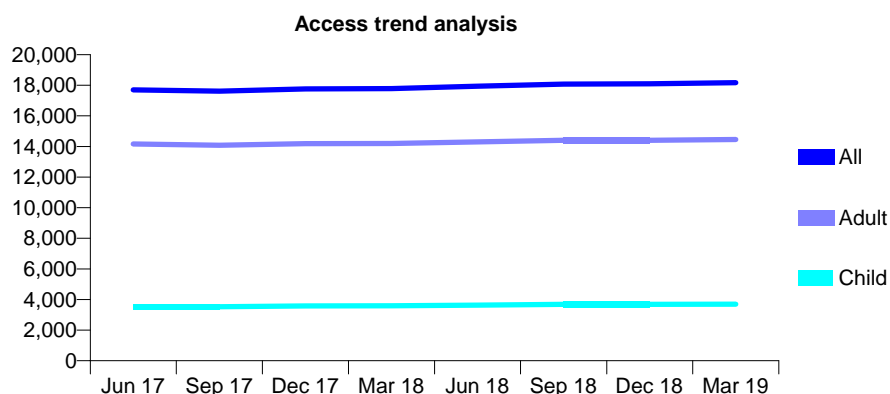
Q64 - Vital Signs At a Glance Contract Report for 826901/0001 - March 2019

Name or company name	MR SJ CLARKE
Contract type name	GDS Contract
Purpose of contract	General
Contract start date	01/04/2006
Contract end date	

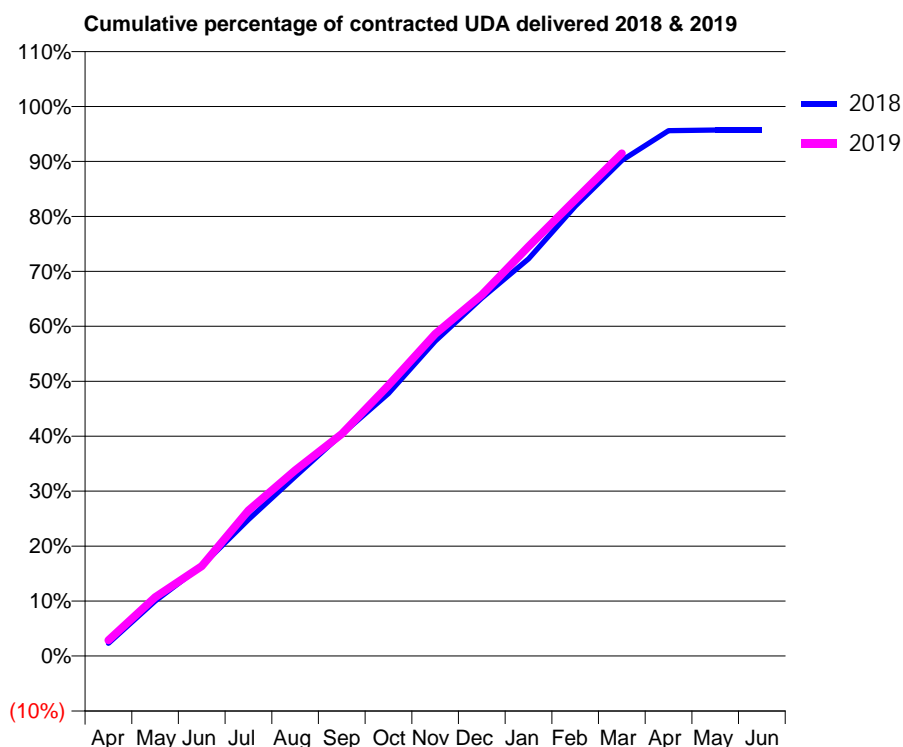
18/19 Contracted general activity (UDA)	52,698
Carry forward general activity (UDA)	0
18/19 Contracted orthodontic activity (UOA)	0
Carry forward orthodontic activity (UOA)	0
Baseline contract value	£1,396,107.39

ACCESS*

Patients seen in 24 months	Total	Change since previous quarter
Quarter ending March 2018	17,784	
Quarter ending June 2018	17,943	→
Quarter ending September 2018	18,082	→
Quarter ending December 2018	18,096	→
Quarter ending March 2019	18,164	→
Variance since March 2018	2.1%	↑



ACTIVITY



Month	Adjusted Scheduled Activity (UDA)	
	2018	2019
April	1,226	1,511
May	5,270	5,652
June	8,652	8,625
July	13,094	13,956
August	17,206	17,807
September	21,264	21,296
October	25,172	25,965
November	30,195	30,887
December	34,321	34,629
January	38,094	39,263
February	43,125	43,741
March	47,517	48,192
April	50,375	
May	50,436	
June	50,436	

QUALITY

	Quantity	Base Number	Contract	AT	Region	England
% of FP17s for the same patient ID Re-attending within 3 months - Children	472	6,194	7.6%	8.9%	11.3%	11.8%
% of FP17s for the same patient ID Re-attending within 3 months - Adults	3,597	24,003	15.0%	13.1%	15.4%	15.7%
% of FP17s for the same patient ID Re-attending between 3 & 9 months - Children	4,213	6,194	68.0%	62.1%	61.3%	58.9%
% of FP17s for the same patient ID Re-attending between 3 & 9 months - Adults	15,416	24,003	64.2%	52.3%	52.1%	50.8%
% of FP17s for Band 1 Urgent Courses	1,571	27,806	5.6%	8.4%	9.5%	9.1%
% of FP17s Relating to Free Repair or Replacements	411	27,806	1.5%	0.7%	0.6%	0.8%
% of FP17s Relating to Continuations	356	27,806	1.3%	0.7%	0.8%	0.9%
% of Patients satisfied with the dentistry they have received	16	17	94.1%	93.4%	92.4%	92.5%
% of Patients satisfied with the time they had to wait for an appointment	15	17	88.2%	85.3%	86.3%	87.0%

* This is based on patients treated on this contract for their most recent course of treatment.

Figures in italics indicate the base number of FP17s or Patient Questionnaire responses are less than 100. N/A is shown where the base number of responses is less than 10 during the period. % is calculated as Quantity/Base number*100

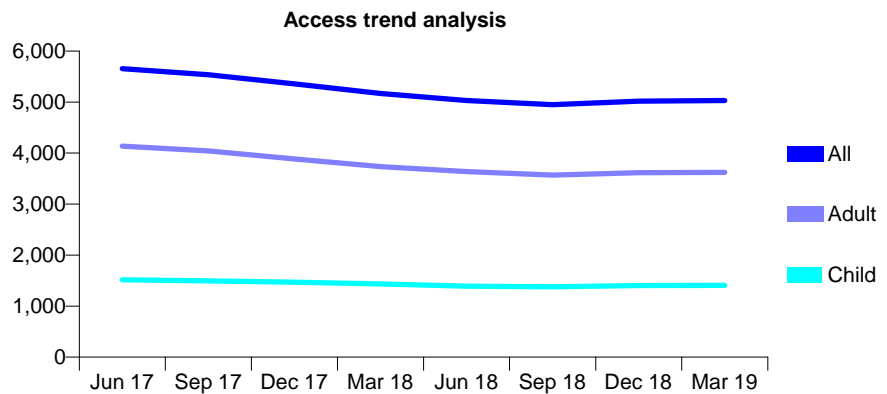
Q64 - Vital Signs At a Glance Contract Report for 829471/0007 - March 2019

Name or company name	MR JS DHARIWAL
Contract type name	GDS Contract
Purpose of contract	General
Contract start date	15/07/2010
Contract end date	

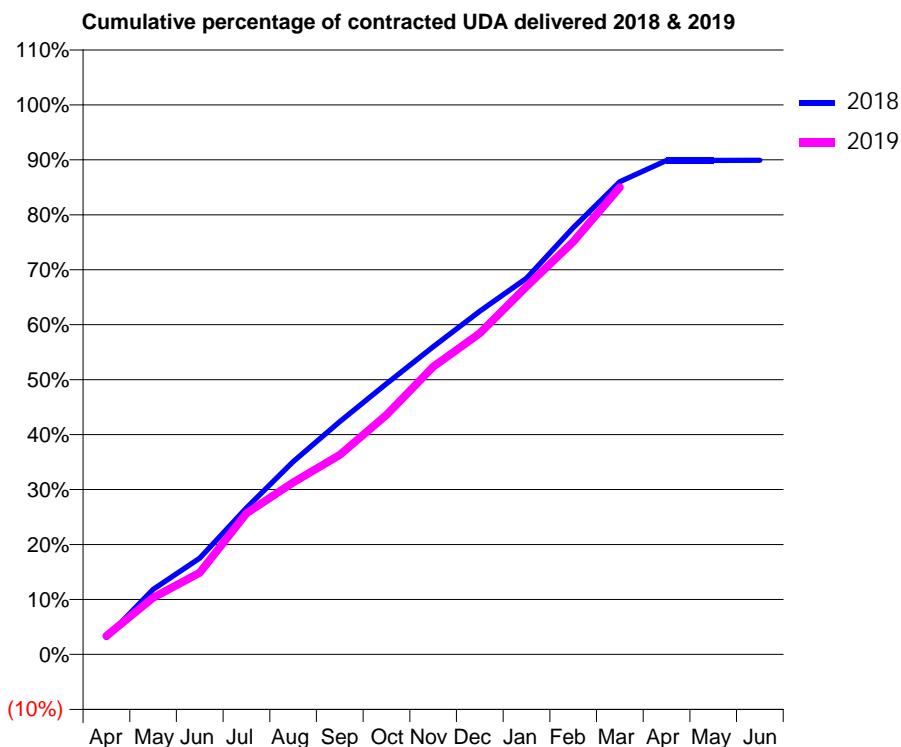
18/19 Contracted general activity (UDA)	15,000
Carry forward general activity (UDA)	0
18/19 Contracted orthodontic activity (UOA)	0
Carry forward orthodontic activity (UOA)	0
Baseline contract value	£360,723.70

ACCESS*

Patients seen in 24 months	Total	Change since previous quarter
Quarter ending March 2018	5,171	
Quarter ending June 2018	5,031	↓
Quarter ending September 2018	4,949	↓
Quarter ending December 2018	5,019	→
Quarter ending March 2019	5,031	→
Variance since March 2018	(2.7%)	↓



ACTIVITY



Month	Adjusted Scheduled Activity (UDA)	
	2018	2019
April	461	504
May	1,779	1,548
June	2,630	2,231
July	3,997	3,848
August	5,262	4,694
September	6,355	5,447
October	7,389	6,539
November	8,400	7,855
December	9,369	8,764
January	10,267	10,040
February	11,651	11,263
March	12,901	12,748
April	13,484	
May	13,485	
June	13,487	

QUALITY

	Quantity	Base Number	Contract	AT	Region	England
% of FP17s for the same patient ID Re-attending within 3 months - Children	104	1,770	5.9%	8.9%	11.3%	11.8%
% of FP17s for the same patient ID Re-attending within 3 months - Adults	371	4,273	8.7%	13.1%	15.4%	15.7%
% of FP17s for the same patient ID Re-attending between 3 & 9 months - Children	893	1,770	50.5%	62.1%	61.3%	58.9%
% of FP17s for the same patient ID Re-attending between 3 & 9 months - Adults	1,915	4,273	44.8%	52.3%	52.1%	50.8%
% of FP17s for Band 1 Urgent Courses	398	5,818	6.8%	8.4%	9.5%	9.1%
% of FP17s Relating to Free Repair or Replacements	62	5,818	1.1%	0.7%	0.6%	0.8%
% of FP17s Relating to Continuations	13	5,818	0.2%	0.7%	0.8%	0.9%
% of Patients satisfied with the dentistry they have received	1	1	N/A	93.4%	92.4%	92.5%
% of Patients satisfied with the time they had to wait for an appointment	0	1	N/A	85.3%	86.3%	87.0%

* This is based on patients treated on this contract for their most recent course of treatment. Figures in italics indicate the base number of FP17s or Patient Questionnaire responses are less than 100. N/A is shown where the base number of responses is less than 10 during the period. % is calculated as Quantity/Base number*100

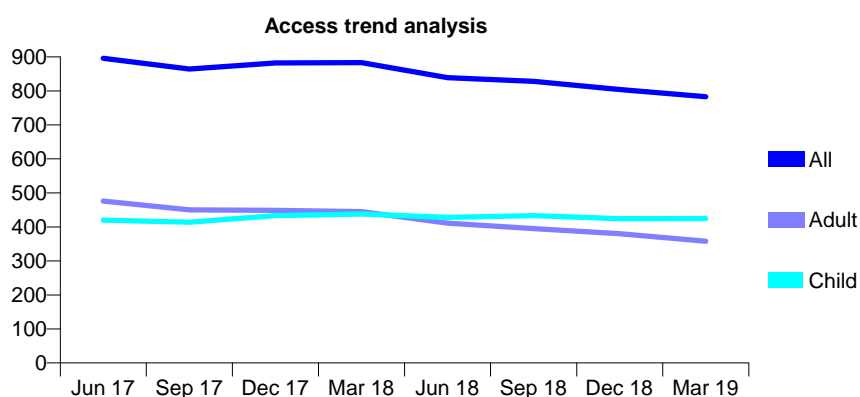
Q64 - Vital Signs At a Glance Contract Report for 831921/0002 - March 2019

Name or company name	MR TS ESAU
Contract type name	GDS Contract
Purpose of contract	General
Contract start date	01/05/2006
Contract end date	

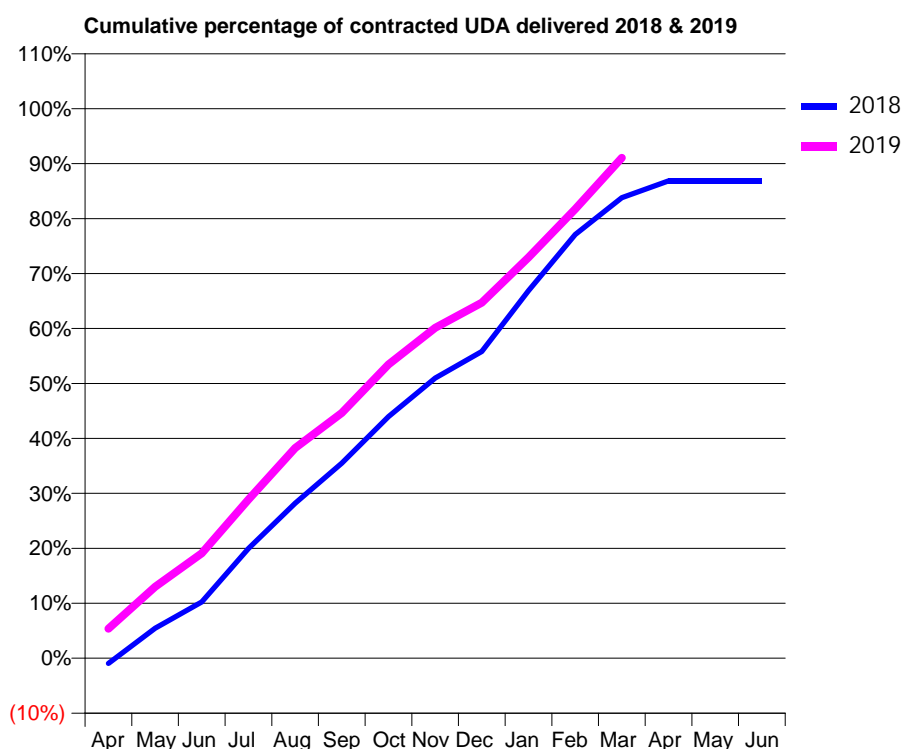
18/19 Contracted general activity (UDA)	3,600
Carry forward general activity (UDA)	0
18/19 Contracted orthodontic activity (UOA)	0
Carry forward orthodontic activity (UOA)	0
Baseline contract value	£90,530.50

ACCESS*

Patients seen in 24 months	Total	Change since previous quarter
Quarter ending March 2018	883	
Quarter ending June 2018	839	↓
Quarter ending September 2018	828	↓
Quarter ending December 2018	804	↓
Quarter ending March 2019	783	↓
Variance since March 2018	(11.3%)	↓



ACTIVITY



Adjusted Scheduled Activity (UDA)		
Month	2018	2019
April	-38	193
May	219	469
June	409	687
July	798	1,039
August	1,128	1,377
September	1,420	1,607
October	1,758	1,924
November	2,039	2,165
December	2,232	2,328
January	2,675	2,626
February	3,084	2,942
March	3,352	3,278
April	3,474	
May	3,474	
June	3,474	

QUALITY

	Quantity	Base Number	Contract	AT	Region	England
% of FP17s for the same patient ID Re-attending within 3 months - Children	115	948	12.1%	8.9%	11.3%	11.8%
% of FP17s for the same patient ID Re-attending within 3 months - Adults	116	571	20.3%	13.1%	15.4%	15.7%
% of FP17s for the same patient ID Re-attending between 3 & 9 months - Children	719	948	75.8%	62.1%	61.3%	58.9%
% of FP17s for the same patient ID Re-attending between 3 & 9 months - Adults	354	571	62.0%	52.3%	52.1%	50.8%
% of FP17s for Band 1 Urgent Courses	77	1,465	5.3%	8.4%	9.5%	9.1%
% of FP17s Relating to Free Repair or Replacements	0	1,465	0.0%	0.7%	0.6%	0.8%
% of FP17s Relating to Continuations	9	1,465	0.6%	0.7%	0.8%	0.9%
% of Patients satisfied with the dentistry they have received	1	1	N/A	93.4%	92.4%	92.5%
% of Patients satisfied with the time they had to wait for an appointment	1	1	N/A	85.3%	86.3%	87.0%

* This is based on patients treated on this contract for their most recent course of treatment.

Figures in italics indicate the base number of FP17s or Patient Questionnaire responses are less than 100. N/A is shown where the base number of responses is less than 10 during the period. % is calculated as Quantity/Base number*100

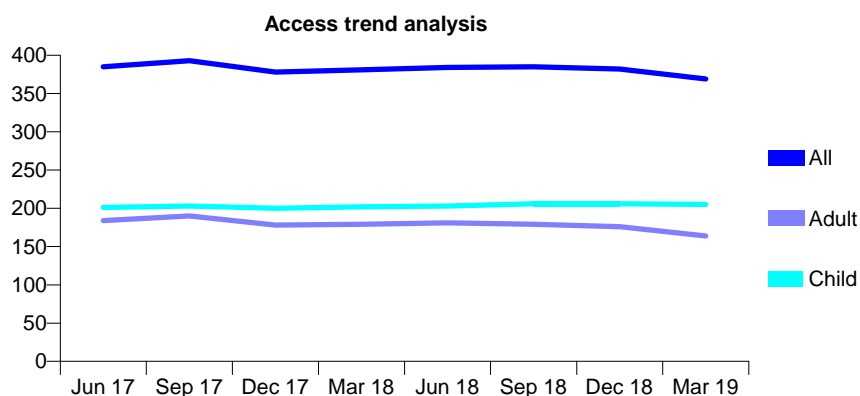
Q64 - Vital Signs At a Glance Contract Report for 833282/0001 - March 2019

Name or company name	MR GP HOOD
Contract type name	GDS Contract
Purpose of contract	General
Contract start date	01/04/2006
Contract end date	

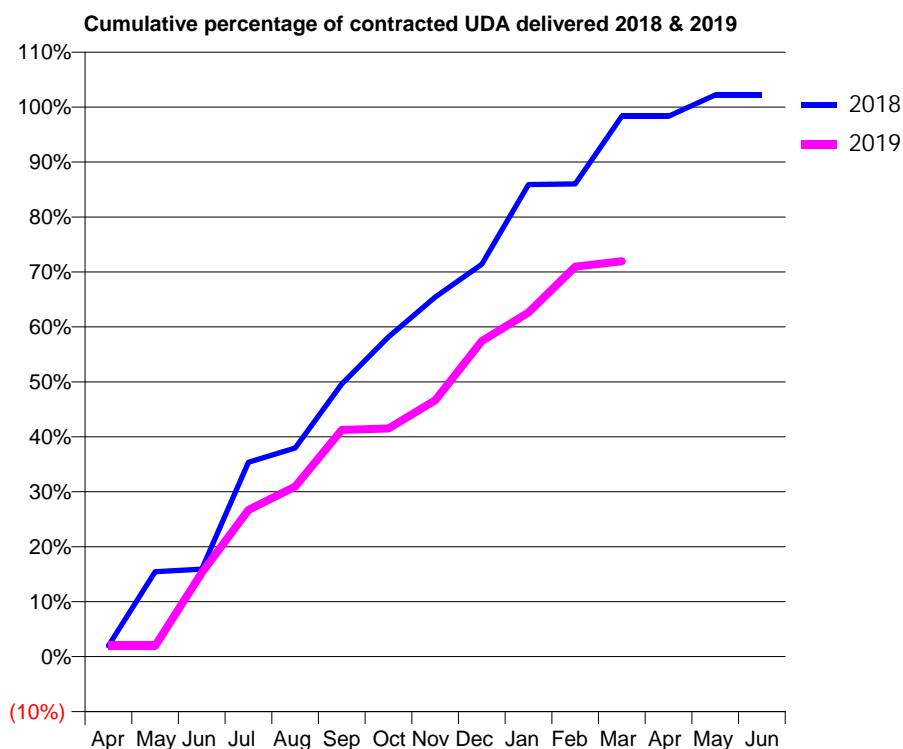
18/19 Contracted general activity (UDA)	806
Carry forward general activity (UDA)	-16
18/19 Contracted orthodontic activity (UOA)	0
Carry forward orthodontic activity (UOA)	0
Baseline contract value	£18,338.04

ACCESS*

Patients seen in 24 months	Total	Change since previous quarter
Quarter ending March 2018	381	
Quarter ending June 2018	384	→
Quarter ending September 2018	385	→
Quarter ending December 2018	382	→
Quarter ending March 2019	369	↓
Variance since March 2018	(3.1%)	↓



ACTIVITY



Month	Adjusted Scheduled Activity (UDA)	
	2018	2019
April	16	16
May	124	16
June	128	123
July	285	215
August	306	249
September	400	333
October	469	335
November	527	376
December	575	463
January	692	505
February	693	572
March	792	580
April	792	
May	824	
June	824	

QUALITY

	Quantity	Base Number	Contract	AT	Region	England
% of FP17s for the same patient ID Re-attending within 3 months - Children	7	239	2.9%	8.9%	11.3%	11.8%
% of FP17s for the same patient ID Re-attending within 3 months - Adults	5	123	4.1%	13.1%	15.4%	15.7%
% of FP17s for the same patient ID Re-attending between 3 & 9 months - Children	149	239	62.3%	62.1%	61.3%	58.9%
% of FP17s for the same patient ID Re-attending between 3 & 9 months - Adults	60	123	48.8%	52.3%	52.1%	50.8%
% of FP17s for Band 1 Urgent Courses	9	337	2.7%	8.4%	9.5%	9.1%
% of FP17s Relating to Free Repair or Replacements	0	337	0.0%	0.7%	0.6%	0.8%
% of FP17s Relating to Continuations	0	337	0.0%	0.7%	0.8%	0.9%
% of Patients satisfied with the dentistry they have received	1	1	N/A	93.4%	92.4%	92.5%
% of Patients satisfied with the time they had to wait for an appointment	1	1	N/A	85.3%	86.3%	87.0%

* This is based on patients treated on this contract for their most recent course of treatment. Figures in italics indicate the base number of FP17s or Patient Questionnaire responses are less than 100. N/A is shown where the base number of responses is less than 10 during the period. % is calculated as Quantity/Base number*100

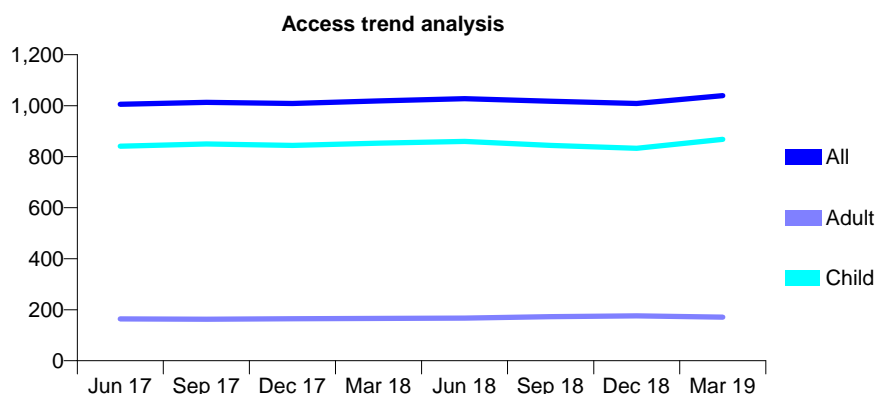
Q64 - Vital Signs At a Glance Contract Report for 839329/0004 - March 2019

Name or company name	MR SJ MCELROY
Contract type name	GDS Contract
Purpose of contract	General
Contract start date	01/04/2006
Contract end date	

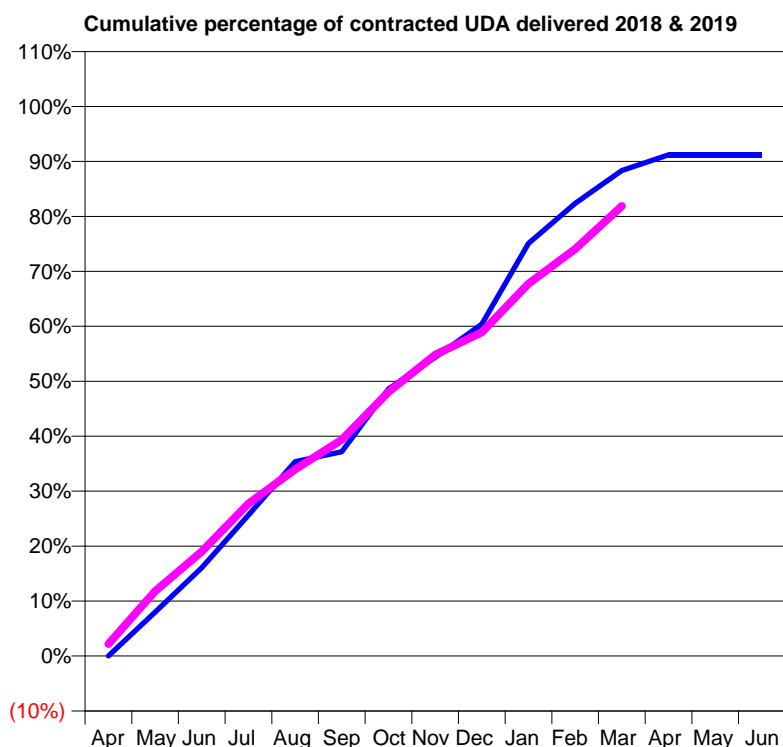
18/19 Contracted general activity (UDA)	2,800
Carry forward general activity (UDA)	0
18/19 Contracted orthodontic activity (UOA)	0
Carry forward orthodontic activity (UOA)	0
Baseline contract value	£72,027.04

ACCESS*

Patients seen in 24 months	Total	Change since previous quarter
Quarter ending March 2018	1,019	
Quarter ending June 2018	1,027	→
Quarter ending September 2018	1,017	→
Quarter ending December 2018	1,009	→
Quarter ending March 2019	1,039	↑
Variance since March 2018	2.0%	→



ACTIVITY



Month	Adjusted Scheduled Activity (UDA)	
	2018	2019
April	0	61
May	240	331
June	481	532
July	769	777
August	1,061	952
September	1,115	1,103
October	1,458	1,345
November	1,630	1,535
December	1,812	1,650
January	2,253	1,897
February	2,471	2,074
March	2,650	2,292
April	2,736	
May	2,736	
June	2,736	

QUALITY

	Quantity	Base Number	Contract	AT	Region	England
% of FP17s for the same patient ID Re-attending within 3 months - Children	88	1,477	6.0%	8.9%	11.3%	11.8%
% of FP17s for the same patient ID Re-attending within 3 months - Adults	3	90	3.3%	13.1%	15.4%	15.7%
% of FP17s for the same patient ID Re-attending between 3 & 9 months - Children	991	1,477	67.1%	62.1%	61.3%	58.9%
% of FP17s for the same patient ID Re-attending between 3 & 9 months - Adults	66	90	73.3%	52.3%	52.1%	50.8%
% of FP17s for Band 1 Urgent Courses	47	1,515	3.1%	8.4%	9.5%	9.1%
% of FP17s Relating to Free Repair or Replacements	0	1,515	0.0%	0.7%	0.6%	0.8%
% of FP17s Relating to Continuations	0	1,515	0.0%	0.7%	0.8%	0.9%
% of Patients satisfied with the dentistry they have received	0	0	N/A	93.4%	92.4%	92.5%
% of Patients satisfied with the time they had to wait for an appointment	0	0	N/A	85.3%	86.3%	87.0%

* This is based on patients treated on this contract for their most recent course of treatment. Figures in italics indicate the base number of FP17s or Patient Questionnaire responses are less than 100. N/A is shown where the base number of responses is less than 10 during the period. % is calculated as Quantity/Base number*100

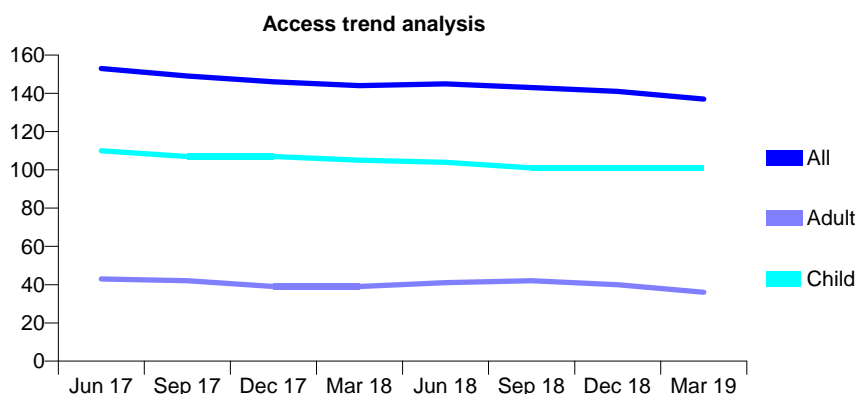
Q64 - Vital Signs At a Glance Contract Report for 841048/0003 - March 2019

Name or company name	MR CG HARDMAN
Contract type name	GDS Contract
Purpose of contract	General
Contract start date	01/04/2009
Contract end date	

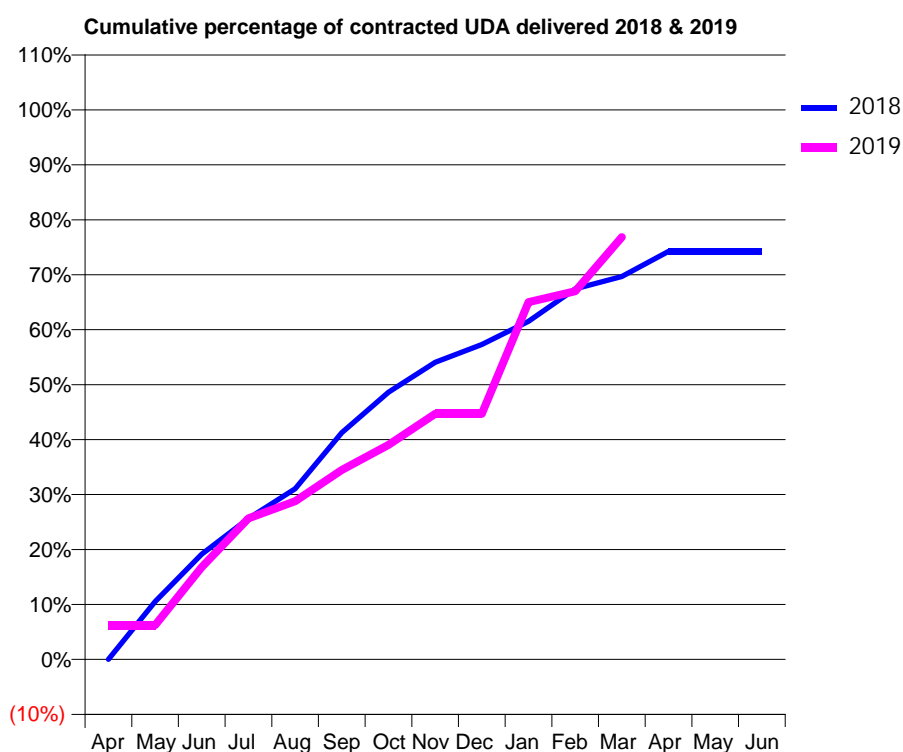
18/19 Contracted general activity (UDA)	355
Carry forward general activity (UDA)	0
18/19 Contracted orthodontic activity (UOA)	0
Carry forward orthodontic activity (UOA)	0
Baseline contract value	£8,576.91

ACCESS*

Patients seen in 24 months	Total	Change since previous quarter
Quarter ending March 2018	144	
Quarter ending June 2018	145	→
Quarter ending September 2018	143	↓
Quarter ending December 2018	141	↓
Quarter ending March 2019	137	↓
Variance since March 2018	(4.9%)	↓



ACTIVITY



Month	Adjusted Scheduled Activity (UDA)	
	2018	2019
April	0	22
May	37	22
June	68	60
July	91	91
August	110	102
September	146	122
October	173	139
November	192	159
December	203	159
January	218	231
February	239	238
March	247	273
April	264	
May	264	
June	264	

QUALITY

	Quantity	Base Number	Contract	AT	Region	England
% of FP17s for the same patient ID Re-attending within 3 months - Children	9	164	5.5%	8.9%	11.3%	11.8%
% of FP17s for the same patient ID Re-attending within 3 months - Adults	2	34	5.9%	13.1%	15.4%	15.7%
% of FP17s for the same patient ID Re-attending between 3 & 9 months - Children	111	164	67.7%	62.1%	61.3%	58.9%
% of FP17s for the same patient ID Re-attending between 3 & 9 months - Adults	15	34	44.1%	52.3%	52.1%	50.8%
% of FP17s for Band 1 Urgent Courses	9	188	4.8%	8.4%	9.5%	9.1%
% of FP17s Relating to Free Repair or Replacements	0	188	0.0%	0.7%	0.6%	0.8%
% of FP17s Relating to Continuations	1	188	0.5%	0.7%	0.8%	0.9%
% of Patients satisfied with the dentistry they have received	0	0	N/A	93.4%	92.4%	92.5%
% of Patients satisfied with the time they had to wait for an appointment	0	0	N/A	85.3%	86.3%	87.0%

* This is based on patients treated on this contract for their most recent course of treatment. Figures in italics indicate the base number of FP17s or Patient Questionnaire responses are less than 100. N/A is shown where the base number of responses is less than 10 during the period. % is calculated as Quantity/Base number*100

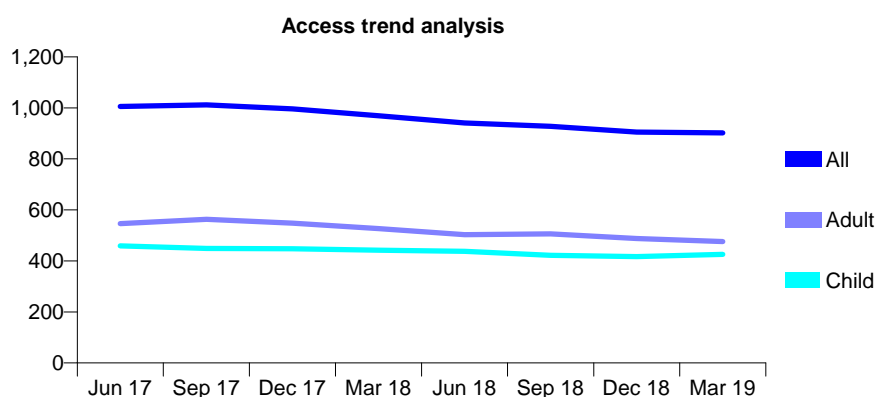
Q64 - Vital Signs At a Glance Contract Report for 842915/0001 - March 2019

Name or company name	MR P DIBA
Contract type name	GDS Contract
Purpose of contract	General
Contract start date	01/04/2006
Contract end date	

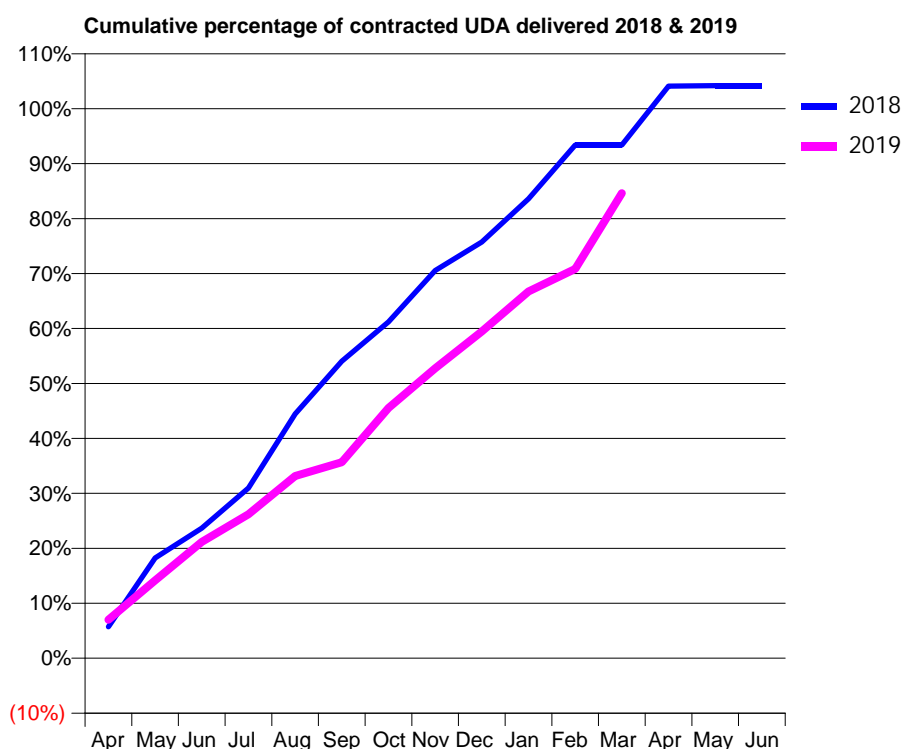
18/19 Contracted general activity (UDA)	3,994
Carry forward general activity (UDA)	-80
18/19 Contracted orthodontic activity (UOA)	0
Carry forward orthodontic activity (UOA)	0
Baseline contract value	£100,407.60

ACCESS*

Patients seen in 24 months	Total	Change since previous quarter
Quarter ending March 2018	969	
Quarter ending June 2018	941	↓
Quarter ending September 2018	928	↓
Quarter ending December 2018	905	↓
Quarter ending March 2019	902	→
Variance since March 2018	(6.9%)	↓



ACTIVITY



Adjusted Scheduled Activity (UDA)		
Month	2018	2019
April	229	280
May	729	567
June	946	846
July	1,237	1,046
August	1,775	1,324
September	2,158	1,424
October	2,444	1,819
November	2,818	2,106
December	3,024	2,374
January	3,339	2,665
February	3,729	2,829
March	3,729	3,379
April	4,158	
May	4,162	
June	4,162	

QUALITY

	Quantity	Base Number	Contract	AT	Region	England
% of FP17s for the same patient ID Re-attending within 3 months - Children	151	1,017	14.8%	8.9%	11.3%	11.8%
% of FP17s for the same patient ID Re-attending within 3 months - Adults	184	751	24.5%	13.1%	15.4%	15.7%
% of FP17s for the same patient ID Re-attending between 3 & 9 months - Children	729	1,017	71.7%	62.1%	61.3%	58.9%
% of FP17s for the same patient ID Re-attending between 3 & 9 months - Adults	435	751	57.9%	52.3%	52.1%	50.8%
% of FP17s for Band 1 Urgent Courses	74	1,542	4.8%	8.4%	9.5%	9.1%
% of FP17s Relating to Free Repair or Replacements	0	1,542	0.0%	0.7%	0.6%	0.8%
% of FP17s Relating to Continuations	0	1,542	0.0%	0.7%	0.8%	0.9%
% of Patients satisfied with the dentistry they have received	0	0	N/A	93.4%	92.4%	92.5%
% of Patients satisfied with the time they had to wait for an appointment	0	0	N/A	85.3%	86.3%	87.0%

* This is based on patients treated on this contract for their most recent course of treatment.

Figures in italics indicate the base number of FP17s or Patient Questionnaire responses are less than 100. N/A is shown where the base number of responses is less than 10 during the period. % is calculated as Quantity/Base number*100

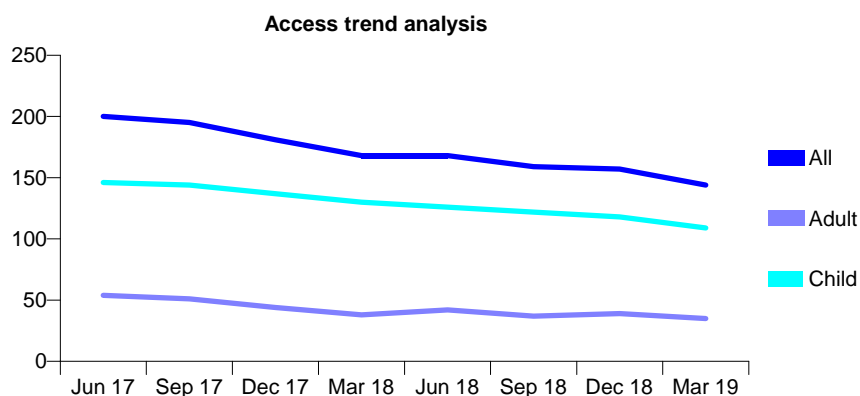
Q64 - Vital Signs At a Glance Contract Report for 855162/0001 - March 2019

Name or company name	MR M ABRISHAMI
Contract type name	GDS Contract
Purpose of contract	General
Contract start date	01/04/2006
Contract end date	

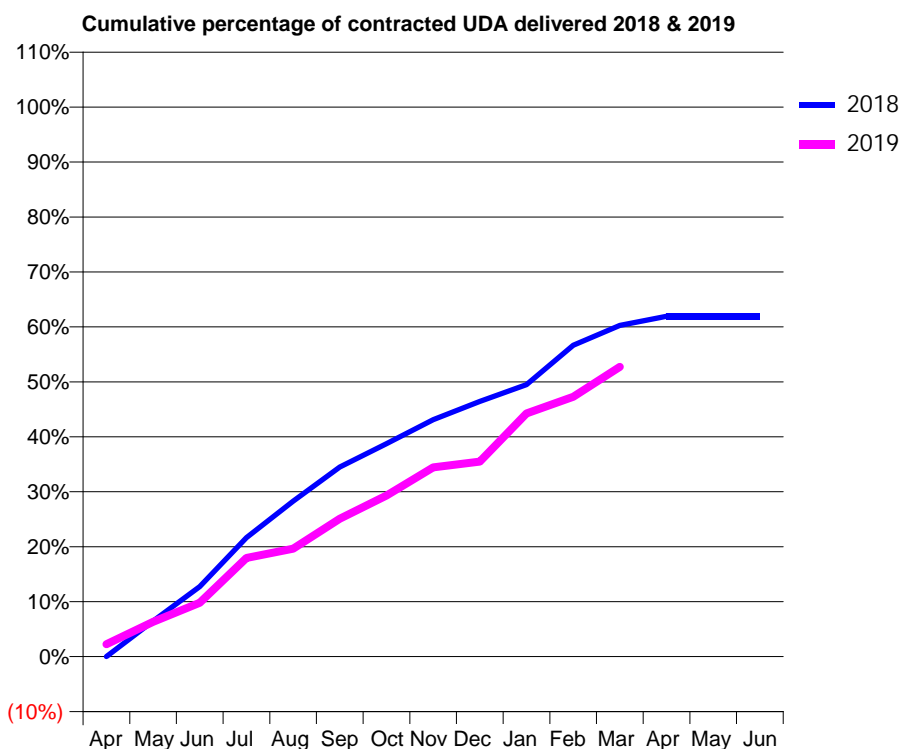
18/19 Contracted general activity (UDA)	662
Carry forward general activity (UDA)	0
18/19 Contracted orthodontic activity (UOA)	0
Carry forward orthodontic activity (UOA)	0
Baseline contract value	£14,416.02

ACCESS*

Patients seen in 24 months	Total	Change since previous quarter
Quarter ending March 2018	168	
Quarter ending June 2018	168	→
Quarter ending September 2018	159	↓
Quarter ending December 2018	157	↓
Quarter ending March 2019	144	↓
Variance since March 2018	(14.3%)	↓



ACTIVITY



Month	Adjusted Scheduled Activity (UDA)	
	2018	2019
April	0	15
May	43	42
June	84	65
July	143	119
August	187	130
September	228	166
October	256	194
November	285	228
December	307	235
January	328	293
February	375	313
March	399	349
April	410	
May	410	
June	410	

QUALITY

	Quantity	Base Number	Contract	AT	Region	England
% of FP17s for the same patient ID Re-attending within 3 months - Children	7	254	2.8%	8.9%	11.3%	11.8%
% of FP17s for the same patient ID Re-attending within 3 months - Adults	0	24	0.0%	13.1%	15.4%	15.7%
% of FP17s for the same patient ID Re-attending between 3 & 9 months - Children	214	254	84.3%	62.1%	61.3%	58.9%
% of FP17s for the same patient ID Re-attending between 3 & 9 months - Adults	21	24	87.5%	52.3%	52.1%	50.8%
% of FP17s for Band 1 Urgent Courses	0	269	0.0%	8.4%	9.5%	9.1%
% of FP17s Relating to Free Repair or Replacements	0	269	0.0%	0.7%	0.6%	0.8%
% of FP17s Relating to Continuations	0	269	0.0%	0.7%	0.8%	0.9%
% of Patients satisfied with the dentistry they have received	0	0	N/A	93.4%	92.4%	92.5%
% of Patients satisfied with the time they had to wait for an appointment	0	0	N/A	85.3%	86.3%	87.0%

* This is based on patients treated on this contract for their most recent course of treatment. Figures in italics indicate the base number of FP17s or Patient Questionnaire responses are less than 100. N/A is shown where the base number of responses is less than 10 during the period. % is calculated as Quantity/Base number*100

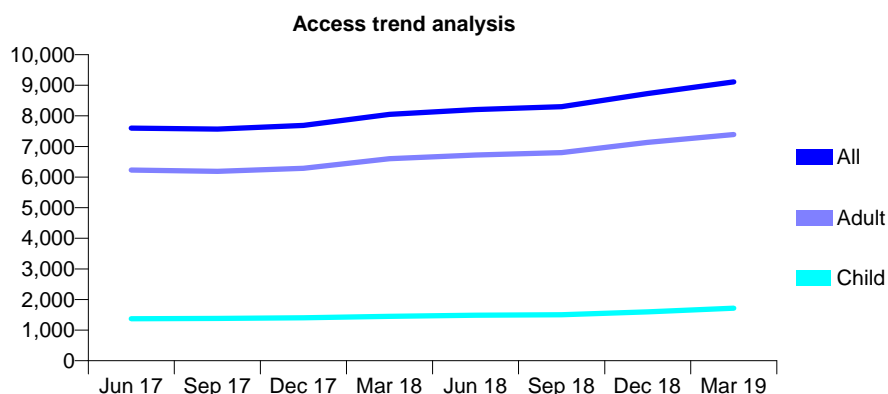
Q64 - Vital Signs At a Glance Contract Report for 894362/0001 - March 2019

Name or company name	MR T SUNNAR
Contract type name	GDS Contract
Purpose of contract	General
Contract start date	28/07/2010
Contract end date	

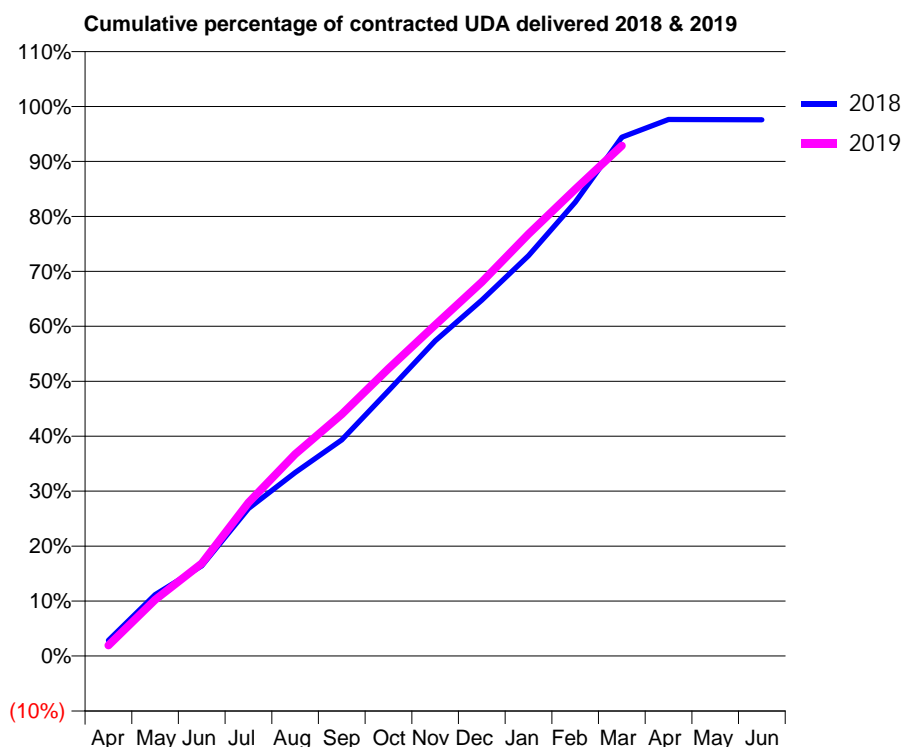
18/19 Contracted general activity (UDA)	23,630
Carry forward general activity (UDA)	567
18/19 Contracted orthodontic activity (UOA)	0
Carry forward orthodontic activity (UOA)	0
Baseline contract value	£507,543.21

ACCESS*

Patients seen in 24 months	Total	Change since previous quarter
Quarter ending March 2018	8,051	
Quarter ending June 2018	8,207	→
Quarter ending September 2018	8,299	→
Quarter ending December 2018	8,730	↑
Quarter ending March 2019	9,109	↑
Variance since March 2018	13.1%	↑



ACTIVITY



Month	Adjusted Scheduled Activity (UDA)	
	2018	2019
April	660	461
May	2,589	2,417
June	3,802	3,984
July	6,220	6,599
August	7,736	8,685
September	9,109	10,392
October	11,184	12,356
November	13,283	14,237
December	15,002	16,084
January	16,879	18,141
February	19,127	20,067
March	21,866	21,940
April	22,614	
May	22,603	
June	22,597	

QUALITY

	Quantity	Base Number	Contract	AT	Region	England
% of FP17s for the same patient ID Re-attending within 3 months - Children	111	2,580	4.3%	8.9%	11.3%	11.8%
% of FP17s for the same patient ID Re-attending within 3 months - Adults	547	9,939	5.5%	13.1%	15.4%	15.7%
% of FP17s for the same patient ID Re-attending between 3 & 9 months - Children	1,629	2,580	63.1%	62.1%	61.3%	58.9%
% of FP17s for the same patient ID Re-attending between 3 & 9 months - Adults	6,258	9,939	63.0%	52.3%	52.1%	50.8%
% of FP17s for Band 1 Urgent Courses	295	12,173	2.4%	8.4%	9.5%	9.1%
% of FP17s Relating to Free Repair or Replacements	76	12,173	0.6%	0.7%	0.6%	0.8%
% of FP17s Relating to Continuations	24	12,173	0.2%	0.7%	0.8%	0.9%
% of Patients satisfied with the dentistry they have received	16	17	94.1%	93.4%	92.4%	92.5%
% of Patients satisfied with the time they had to wait for an appointment	15	17	88.2%	85.3%	86.3%	87.0%

* This is based on patients treated on this contract for their most recent course of treatment. Figures in italics indicate the base number of FP17s or Patient Questionnaire responses are less than 100. N/A is shown where the base number of responses is less than 10 during the period. % is calculated as Quantity/Base number*100

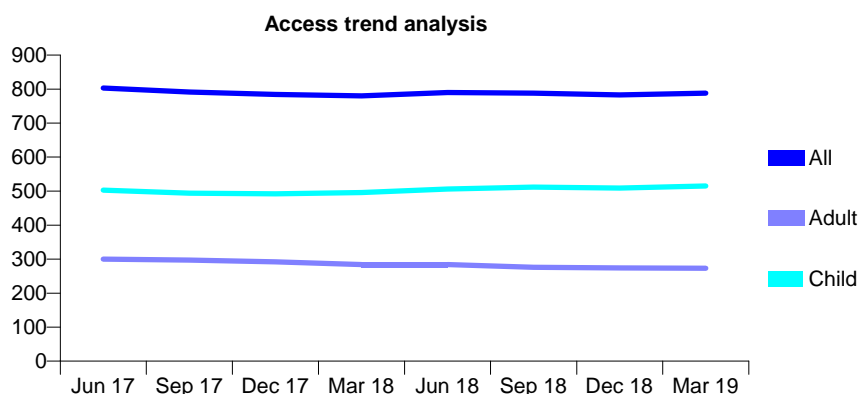
Q64 - Vital Signs At a Glance Contract Report for 909335/0001 - March 2019

Name or company name	MR MD MILNTHORPE
Contract type name	GDS Contract
Purpose of contract	General
Contract start date	01/04/2006
Contract end date	

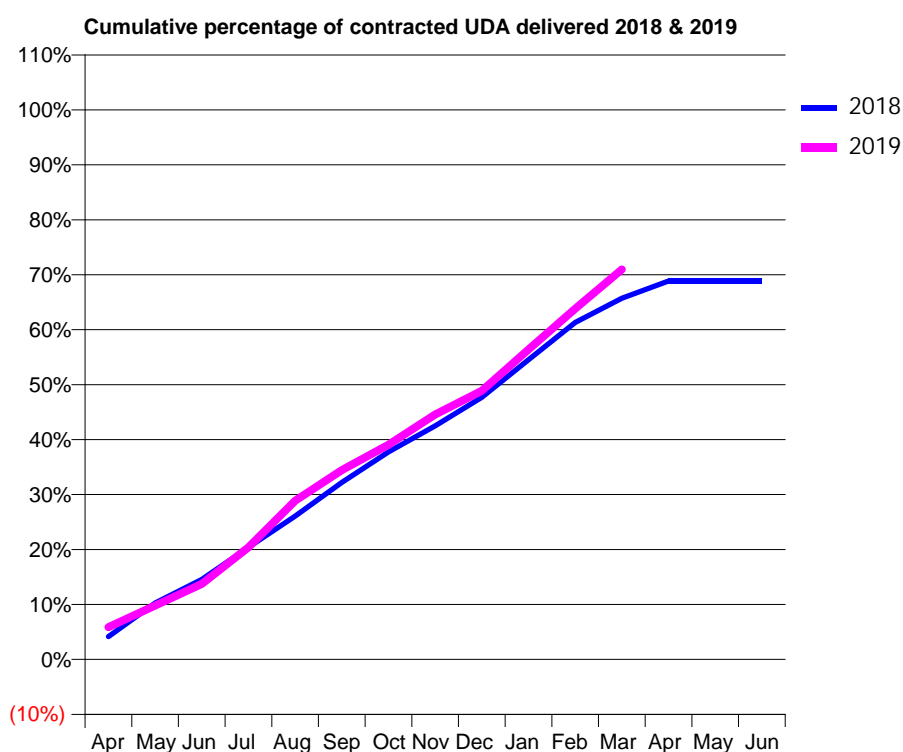
18/19 Contracted general activity (UDA)	2,100
Carry forward general activity (UDA)	0
18/19 Contracted orthodontic activity (UOA)	0
Carry forward orthodontic activity (UOA)	0
Baseline contract value	£46,574.18

ACCESS*

Patients seen in 24 months	Total	Change since previous quarter
Quarter ending March 2018	780	
Quarter ending June 2018	790	→
Quarter ending September 2018	788	→
Quarter ending December 2018	783	→
Quarter ending March 2019	788	→
Variance since March 2018	1.0%	→



ACTIVITY



Month	Adjusted Scheduled Activity (UDA)	
	2018	2019
April	87	123
May	216	206
June	305	288
July	428	428
August	548	606
September	676	724
October	793	820
November	892	936
December	1,002	1,026
January	1,145	1,184
February	1,288	1,340
March	1,380	1,490
April	1,446	
May	1,446	
June	1,446	

QUALITY

	Quantity	Base Number	Contract	AT	Region	England
% of FP17s for the same patient ID Re-attending within 3 months - Children	55	868	6.3%	8.9%	11.3%	11.8%
% of FP17s for the same patient ID Re-attending within 3 months - Adults	19	248	7.7%	13.1%	15.4%	15.7%
% of FP17s for the same patient ID Re-attending between 3 & 9 months - Children	612	868	70.5%	62.1%	61.3%	58.9%
% of FP17s for the same patient ID Re-attending between 3 & 9 months - Adults	128	248	51.6%	52.3%	52.1%	50.8%
% of FP17s for Band 1 Urgent Courses	35	1,065	3.3%	8.4%	9.5%	9.1%
% of FP17s Relating to Free Repair or Replacements	0	1,065	0.0%	0.7%	0.6%	0.8%
% of FP17s Relating to Continuations	0	1,065	0.0%	0.7%	0.8%	0.9%
% of Patients satisfied with the dentistry they have received	0	0	N/A	93.4%	92.4%	92.5%
% of Patients satisfied with the time they had to wait for an appointment	0	0	N/A	85.3%	86.3%	87.0%

* This is based on patients treated on this contract for their most recent course of treatment. Figures in italics indicate the base number of FP17s or Patient Questionnaire responses are less than 100. N/A is shown where the base number of responses is less than 10 during the period. % is calculated as Quantity/Base number*100

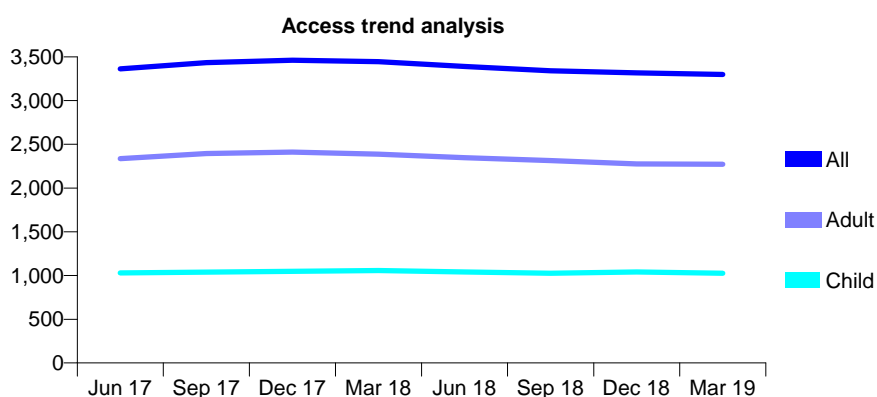
Q64 - Vital Signs At a Glance Contract Report for 911402/0001 - March 2019

Name or company name	MR CP MACPHERSON
Contract type name	GDS Contract
Purpose of contract	General
Contract start date	01/04/2006
Contract end date	

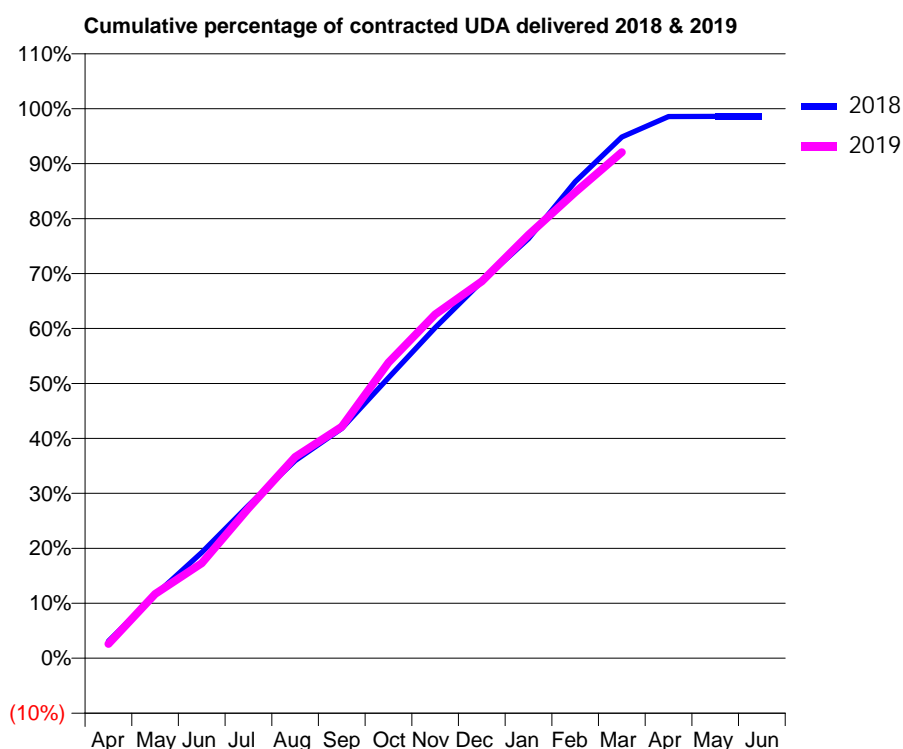
18/19 Contracted general activity (UDA)	11,001
Carry forward general activity (UDA)	150
18/19 Contracted orthodontic activity (UOA)	0
Carry forward orthodontic activity (UOA)	0
Baseline contract value	£306,298.44

ACCESS*

Patients seen in 24 months	Total	Change since previous quarter
Quarter ending March 2018	3,444	
Quarter ending June 2018	3,389	↓
Quarter ending September 2018	3,340	↓
Quarter ending December 2018	3,317	→
Quarter ending March 2019	3,298	→
Variance since March 2018	(4.2%)	↓



ACTIVITY



Month	2018	2019
April	333	288
May	1,224	1,286
June	2,047	1,903
July	2,959	3,003
August	3,825	4,029
September	4,450	4,637
October	5,433	5,921
November	6,401	6,884
December	7,296	7,543
January	8,125	8,475
February	9,229	9,327
March	10,094	10,129
April	10,488	
May	10,491	
June	10,492	

QUALITY

	Quantity	Base Number	Contract	AT	Region	England
% of FP17s for the same patient ID Re-attending within 3 months - Children	108	1,673	6.5%	8.9%	11.3%	11.8%
% of FP17s for the same patient ID Re-attending within 3 months - Adults	548	3,621	15.1%	13.1%	15.4%	15.7%
% of FP17s for the same patient ID Re-attending between 3 & 9 months - Children	1,239	1,673	74.1%	62.1%	61.3%	58.9%
% of FP17s for the same patient ID Re-attending between 3 & 9 months - Adults	2,450	3,621	67.7%	52.3%	52.1%	50.8%
% of FP17s for Band 1 Urgent Courses	240	5,123	4.7%	8.4%	9.5%	9.1%
% of FP17s Relating to Free Repair or Replacements	33	5,123	0.6%	0.7%	0.6%	0.8%
% of FP17s Relating to Continuations	35	5,123	0.7%	0.7%	0.8%	0.9%
% of Patients satisfied with the dentistry they have received	3	3	N/A	93.4%	92.4%	92.5%
% of Patients satisfied with the time they had to wait for an appointment	2	3	N/A	85.3%	86.3%	87.0%

* This is based on patients treated on this contract for their most recent course of treatment.

Figures in italics indicate the base number of FP17s or Patient Questionnaire responses are less than 100. N/A is shown where the base number of responses is less than 10 during the period. % is calculated as Quantity/Base number*100

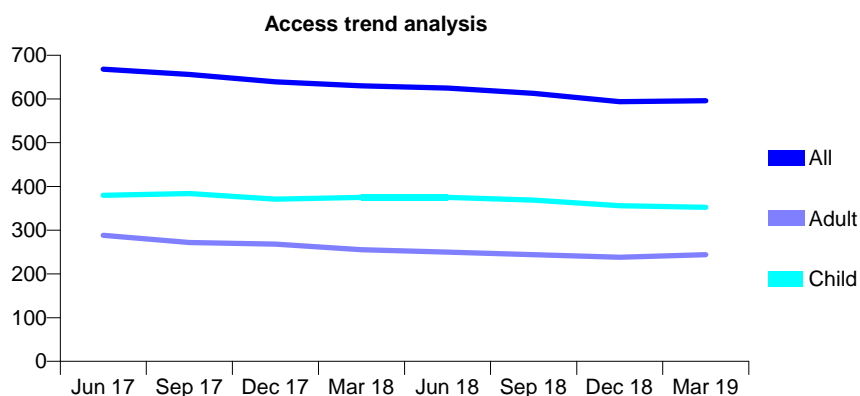
Q64 - Vital Signs At a Glance Contract Report for 912018/0002 - March 2019

Name or company name	MR JC MOORE
Contract type name	GDS Contract
Purpose of contract	General
Contract start date	01/04/2006
Contract end date	

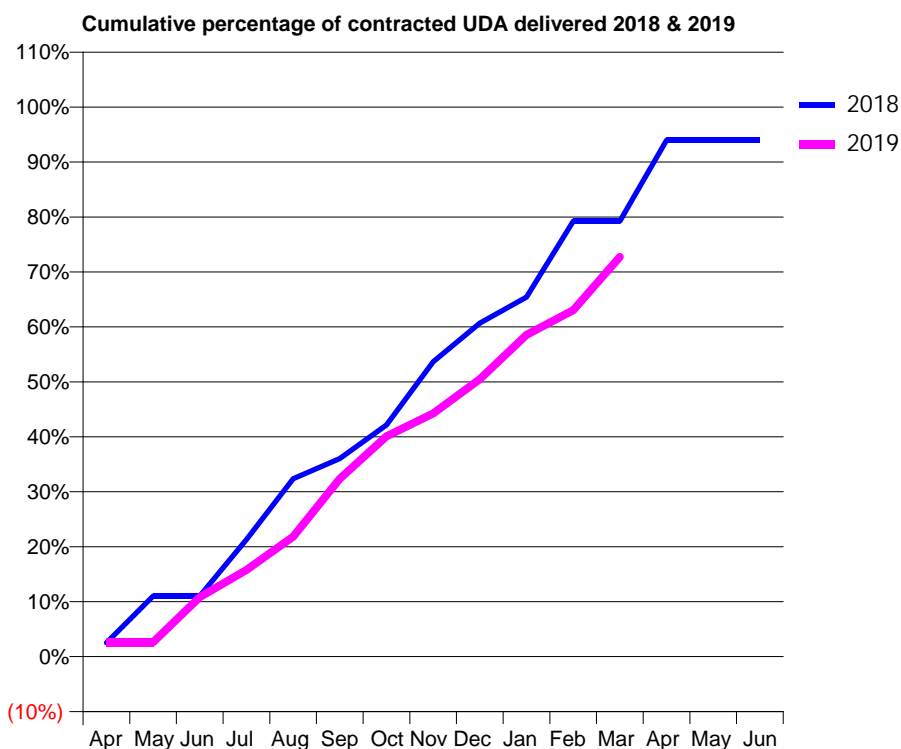
18/19 Contracted general activity (UDA)	1,882
Carry forward general activity (UDA)	0
18/19 Contracted orthodontic activity (UOA)	0
Carry forward orthodontic activity (UOA)	0
Baseline contract value	£40,707.39

ACCESS*

Patients seen in 24 months	Total	Change since previous quarter
Quarter ending March 2018	630	
Quarter ending June 2018	625	→
Quarter ending September 2018	613	↓
Quarter ending December 2018	594	↓
Quarter ending March 2019	596	→
Variance since March 2018	(5.4%)	↓



ACTIVITY



Month	Adjusted Scheduled Activity (UDA)	
	2018	2019
April	47	49
May	208	49
June	208	204
July	401	297
August	609	411
September	678	609
October	794	755
November	1,010	833
December	1,142	950
January	1,231	1,102
February	1,491	1,186
March	1,491	1,369
April	1,768	
May	1,768	
June	1,768	

QUALITY

	Quantity	Base Number	Contract	AT	Region	England
% of FP17s for the same patient ID Re-attending within 3 months - Children	55	680	8.1%	8.9%	11.3%	11.8%
% of FP17s for the same patient ID Re-attending within 3 months - Adults	94	339	27.7%	13.1%	15.4%	15.7%
% of FP17s for the same patient ID Re-attending between 3 & 9 months - Children	459	680	67.5%	62.1%	61.3%	58.9%
% of FP17s for the same patient ID Re-attending between 3 & 9 months - Adults	179	339	52.8%	52.3%	52.1%	50.8%
% of FP17s for Band 1 Urgent Courses	45	871	5.2%	8.4%	9.5%	9.1%
% of FP17s Relating to Free Repair or Replacements	0	871	0.0%	0.7%	0.6%	0.8%
% of FP17s Relating to Continuations	0	871	0.0%	0.7%	0.8%	0.9%
% of Patients satisfied with the dentistry they have received	1	1	N/A	93.4%	92.4%	92.5%
% of Patients satisfied with the time they had to wait for an appointment	0	1	N/A	85.3%	86.3%	87.0%

* This is based on patients treated on this contract for their most recent course of treatment. Figures in italics indicate the base number of FP17s or Patient Questionnaire responses are less than 100. N/A is shown where the base number of responses is less than 10 during the period. % is calculated as Quantity/Base number*100

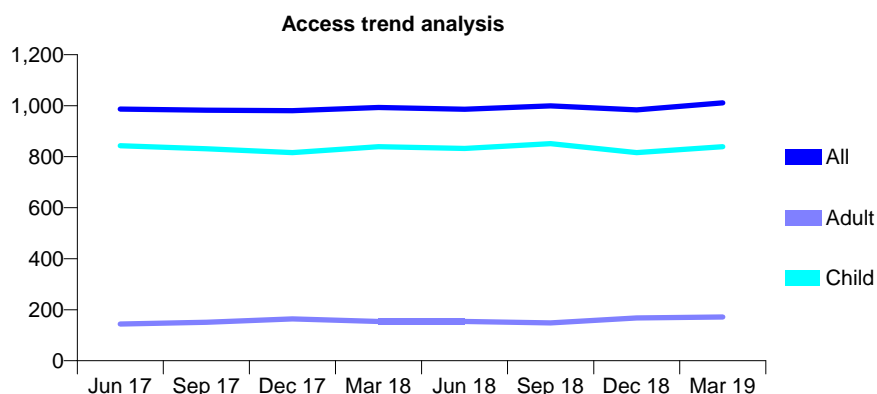
Q64 - Vital Signs At a Glance Contract Report for 914312/0001 - March 2019

Name or company name	MR IP SPEECHLEY
Contract type name	GDS Contract
Purpose of contract	General
Contract start date	01/04/2006
Contract end date	

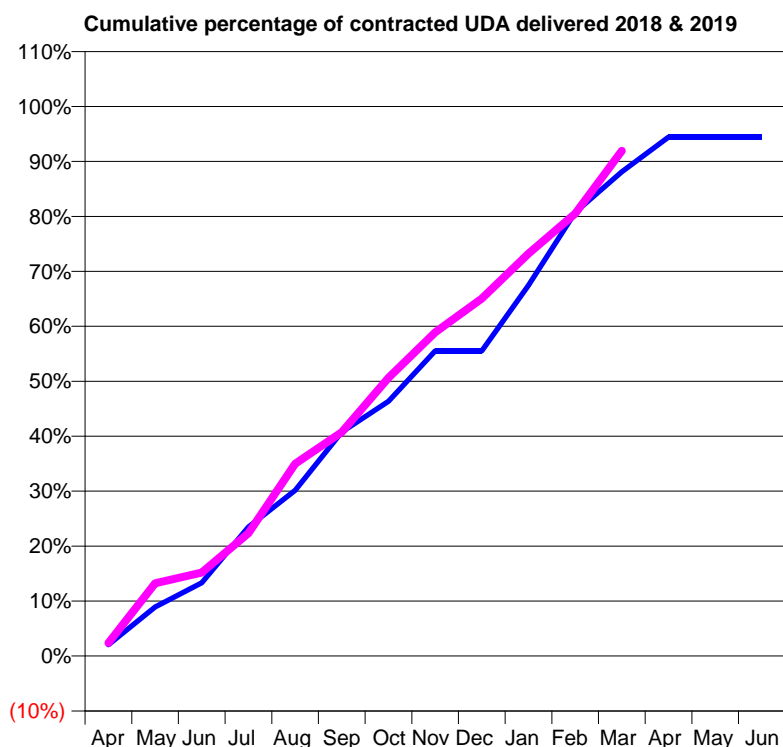
18/19 Contracted general activity (UDA)	2,200
Carry forward general activity (UDA)	0
18/19 Contracted orthodontic activity (UOA)	0
Carry forward orthodontic activity (UOA)	0
Baseline contract value	£50,586.42

ACCESS*

Patients seen in 24 months	Total	Change since previous quarter
Quarter ending March 2018	993	
Quarter ending June 2018	986	→
Quarter ending September 2018	999	→
Quarter ending December 2018	984	↓
Quarter ending March 2019	1,011	↑
Variance since March 2018	1.8%	→



ACTIVITY



Month	Adjusted Scheduled Activity (UDA)	
	2018	2019
April	45	52
May	196	291
June	293	334
July	517	492
August	663	770
September	896	896
October	1,019	1,114
November	1,221	1,296
December	1,221	1,431
January	1,484	1,611
February	1,776	1,771
March	1,938	2,022
April	2,077	
May	2,077	
June	2,077	

QUALITY

	Quantity	Base Number	Contract	AT	Region	England
% of FP17s for the same patient ID Re-attending within 3 months - Children	80	1,322	6.1%	8.9%	11.3%	11.8%
% of FP17s for the same patient ID Re-attending within 3 months - Adults	1	52	1.9%	13.1%	15.4%	15.7%
% of FP17s for the same patient ID Re-attending between 3 & 9 months - Children	824	1,322	62.3%	62.1%	61.3%	58.9%
% of FP17s for the same patient ID Re-attending between 3 & 9 months - Adults	35	52	67.3%	52.3%	52.1%	50.8%
% of FP17s for Band 1 Urgent Courses	0	1,302	0.0%	8.4%	9.5%	9.1%
% of FP17s Relating to Free Repair or Replacements	0	1,302	0.0%	0.7%	0.6%	0.8%
% of FP17s Relating to Continuations	1	1,302	0.1%	0.7%	0.8%	0.9%
% of Patients satisfied with the dentistry they have received	0	0	N/A	93.4%	92.4%	92.5%
% of Patients satisfied with the time they had to wait for an appointment	0	0	N/A	85.3%	86.3%	87.0%

* This is based on patients treated on this contract for their most recent course of treatment. Figures in italics indicate the base number of FP17s or Patient Questionnaire responses are less than 100. N/A is shown where the base number of responses is less than 10 during the period. % is calculated as Quantity/Base number*100

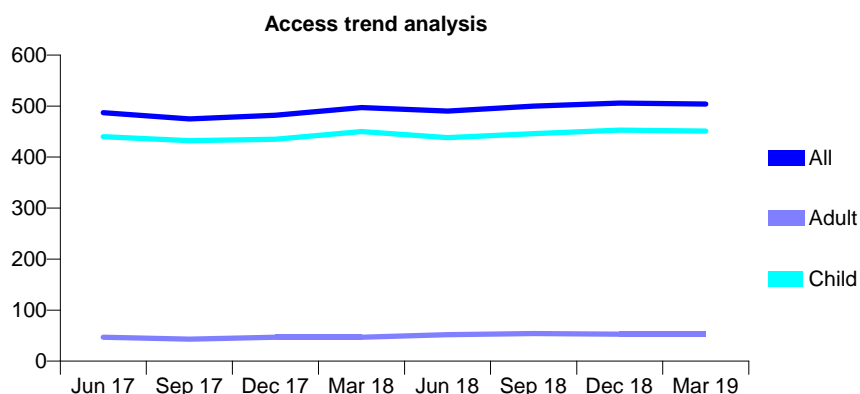
Q64 - Vital Signs At a Glance Contract Report for 914843/0001 - March 2019

Name or company name	MR RM BAKER
Contract type name	GDS Contract
Purpose of contract	General
Contract start date	01/04/2006
Contract end date	

18/19 Contracted general activity (UDA)	1,036
Carry forward general activity (UDA)	0
18/19 Contracted orthodontic activity (UOA)	0
Carry forward orthodontic activity (UOA)	0
Baseline contract value	£28,029.25

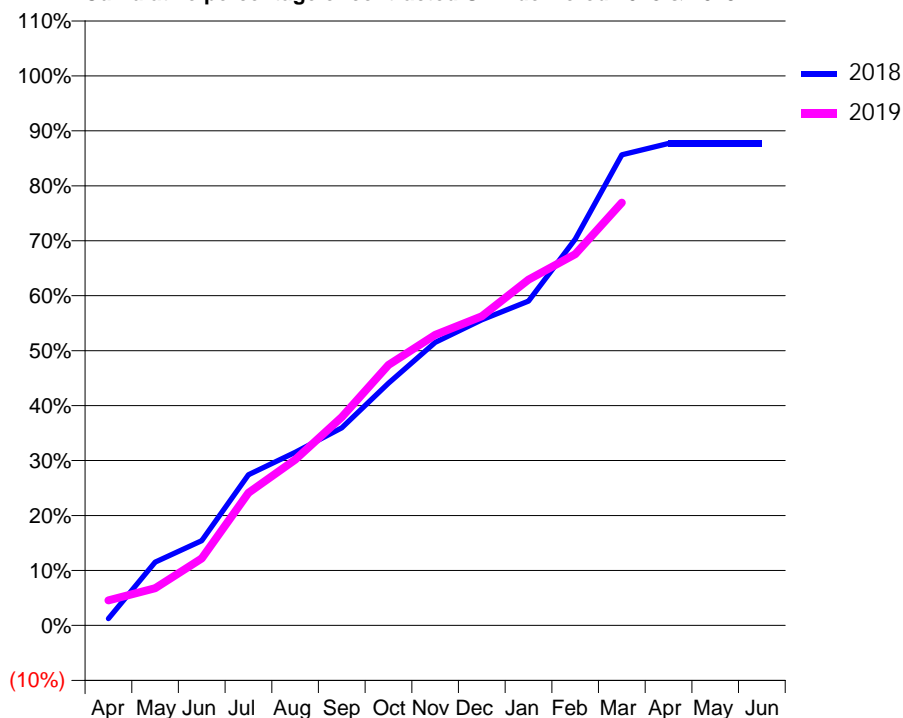
ACCESS*

Patients seen in 24 months	Total	Change since previous quarter
Quarter ending March 2018	497	
Quarter ending June 2018	490	↓
Quarter ending September 2018	500	↑
Quarter ending December 2018	506	→
Quarter ending March 2019	504	→
Variance since March 2018	1.4%	→



ACTIVITY

Cumulative percentage of contracted UDA delivered 2018 & 2019



Month	Adjusted Scheduled Activity (UDA)	
	2018	2019
April	13	47
May	119	70
June	160	126
July	284	250
August	326	312
September	372	393
October	457	491
November	534	548
December	576	583
January	611	652
February	728	700
March	887	797
April	908	
May	908	
June	908	

QUALITY

	Quantity	Base Number	Contract	AT	Region	England
% of FP17s for the same patient ID Re-attending within 3 months - Children	41	596	6.9%	8.9%	11.3%	11.8%
% of FP17s for the same patient ID Re-attending within 3 months - Adults	0	15	0.0%	13.1%	15.4%	15.7%
% of FP17s for the same patient ID Re-attending between 3 & 9 months - Children	325	596	54.5%	62.1%	61.3%	58.9%
% of FP17s for the same patient ID Re-attending between 3 & 9 months - Adults	8	15	53.3%	52.3%	52.1%	50.8%
% of FP17s for Band 1 Urgent Courses	16	594	2.7%	8.4%	9.5%	9.1%
% of FP17s Relating to Free Repair or Replacements	0	594	0.0%	0.7%	0.6%	0.8%
% of FP17s Relating to Continuations	6	594	1.0%	0.7%	0.8%	0.9%
% of Patients satisfied with the dentistry they have received	0	0	N/A	93.4%	92.4%	92.5%
% of Patients satisfied with the time they had to wait for an appointment	0	0	N/A	85.3%	86.3%	87.0%

* This is based on patients treated on this contract for their most recent course of treatment.

Figures in italics indicate the base number of FP17s or Patient Questionnaire responses are less than 100. N/A is shown where the base number of responses is less than 10 during the period. % is calculated as Quantity/Base number*100

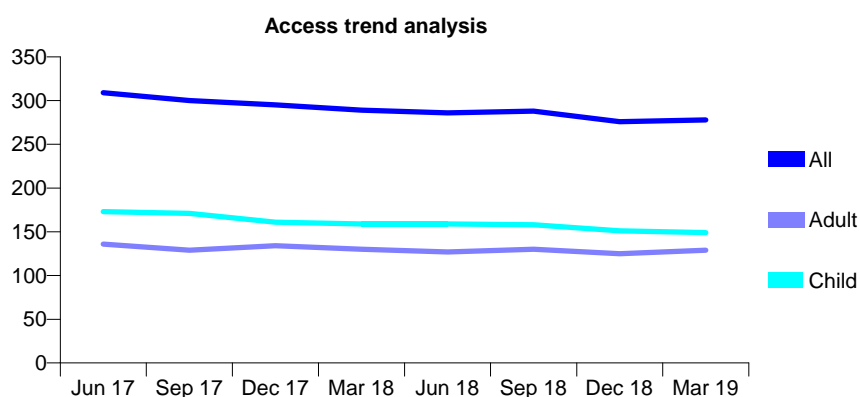
Q64 - Vital Signs At a Glance Contract Report for 915203/0001 - March 2019

Name or company name	Mr CS Lambert-Rose
Contract type name	GDS Contract
Purpose of contract	General
Contract start date	01/04/2006
Contract end date	

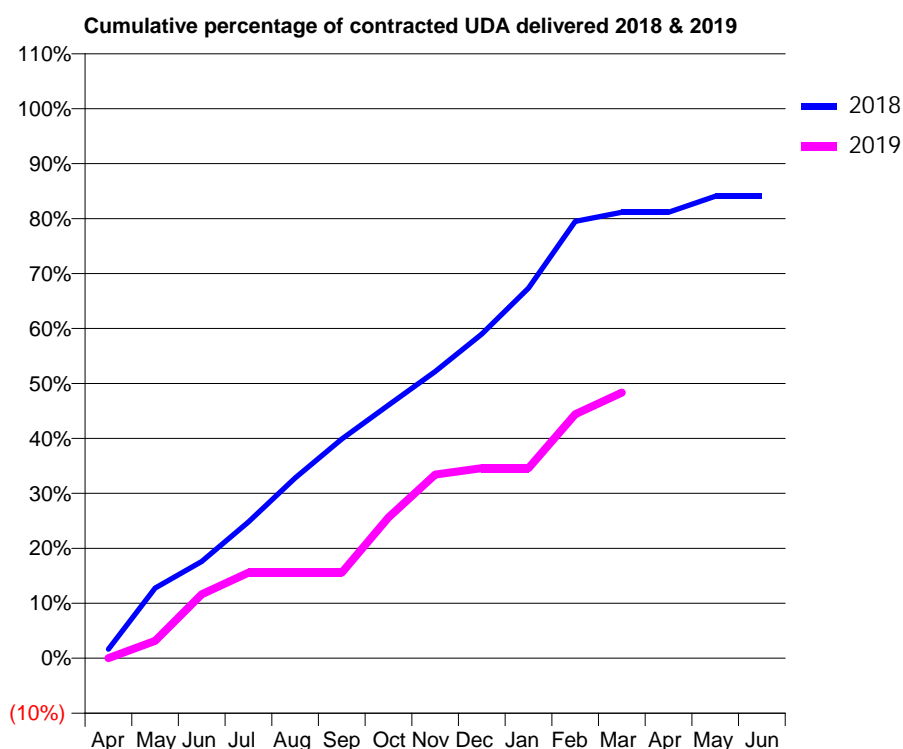
18/19 Contracted general activity (UDA)	790
Carry forward general activity (UDA)	0
18/19 Contracted orthodontic activity (UOA)	0
Carry forward orthodontic activity (UOA)	0
Baseline contract value	£17,170.23

ACCESS*

Patients seen in 24 months	Total	Change since previous quarter
Quarter ending March 2018	289	
Quarter ending June 2018	286	↓
Quarter ending September 2018	288	→
Quarter ending December 2018	276	↓
Quarter ending March 2019	278	→
Variance since March 2018	(3.8%)	↓



ACTIVITY



Month	2018	2019
April	13	0
May	101	25
June	139	92
July	196	123
August	259	123
September	315	123
October	364	202
November	412	264
December	466	273
January	532	273
February	628	351
March	641	382
April	641	
May	664	
June	664	

QUALITY

	Quantity	Base Number	Contract	AT	Region	England
% of FP17s for the same patient ID Re-attending within 3 months - Children	13	244	5.3%	8.9%	11.3%	11.8%
% of FP17s for the same patient ID Re-attending within 3 months - Adults	7	123	5.7%	13.1%	15.4%	15.7%
% of FP17s for the same patient ID Re-attending between 3 & 9 months - Children	166	244	68.0%	62.1%	61.3%	58.9%
% of FP17s for the same patient ID Re-attending between 3 & 9 months - Adults	66	123	53.7%	52.3%	52.1%	50.8%
% of FP17s for Band 1 Urgent Courses	10	332	3.0%	8.4%	9.5%	9.1%
% of FP17s Relating to Free Repair or Replacements	0	332	0.0%	0.7%	0.6%	0.8%
% of FP17s Relating to Continuations	3	332	0.9%	0.7%	0.8%	0.9%
% of Patients satisfied with the dentistry they have received	3	3	N/A	93.4%	92.4%	92.5%
% of Patients satisfied with the time they had to wait for an appointment	3	3	N/A	85.3%	86.3%	87.0%

* This is based on patients treated on this contract for their most recent course of treatment.

Figures in italics indicate the base number of FP17s or Patient Questionnaire responses are less than 100. N/A is shown where the base number of responses is less than 10 during the period. % is calculated as Quantity/Base number*100

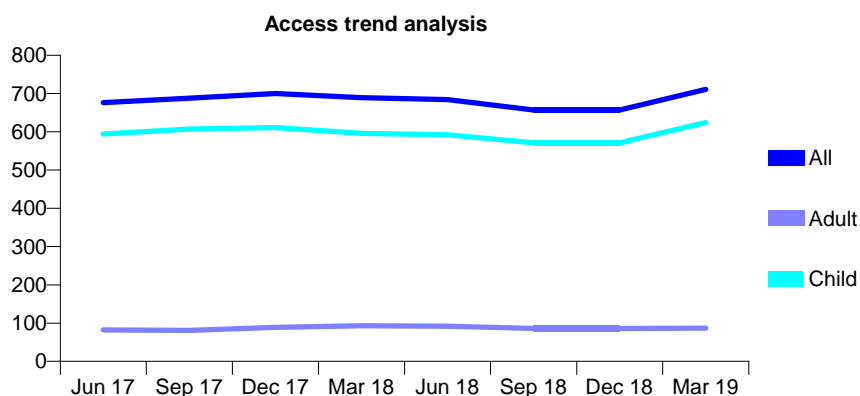
Q64 - Vital Signs At a Glance Contract Report for 917532/0001 - March 2019

Name or company name	MR RD SWINSON
Contract type name	GDS Contract
Purpose of contract	General
Contract start date	01/04/2006
Contract end date	

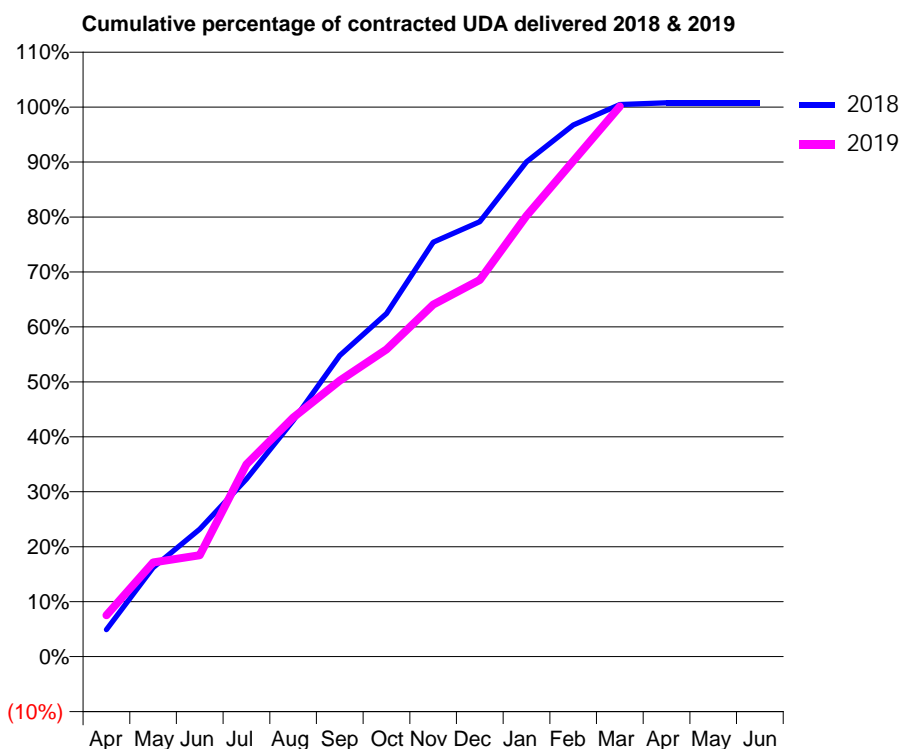
18/19 Contracted general activity (UDA)	1,450
Carry forward general activity (UDA)	-11
18/19 Contracted orthodontic activity (UOA)	0
Carry forward orthodontic activity (UOA)	0
Baseline contract value	£34,296.10

ACCESS*

Patients seen in 24 months	Total	Change since previous quarter
Quarter ending March 2018	689	
Quarter ending June 2018	684	→
Quarter ending September 2018	657	↓
Quarter ending December 2018	657	→
Quarter ending March 2019	711	↑
Variance since March 2018	3.2%	↑



ACTIVITY



Month	Adjusted Scheduled Activity (UDA)	
	2018	2019
April	71	109
May	235	249
June	336	268
July	468	508
August	623	631
September	794	728
October	905	810
November	1,094	929
December	1,148	994
January	1,306	1,163
February	1,403	1,307
March	1,457	1,452
April	1,461	
May	1,461	
June	1,461	

QUALITY

	Quantity	Base Number	Contract	AT	Region	England
% of FP17s for the same patient ID Re-attending within 3 months - Children	56	1,034	5.4%	8.9%	11.3%	11.8%
% of FP17s for the same patient ID Re-attending within 3 months - Adults	2	44	4.5%	13.1%	15.4%	15.7%
% of FP17s for the same patient ID Re-attending between 3 & 9 months - Children	732	1,034	70.8%	62.1%	61.3%	58.9%
% of FP17s for the same patient ID Re-attending between 3 & 9 months - Adults	27	44	61.4%	52.3%	52.1%	50.8%
% of FP17s for Band 1 Urgent Courses	23	1,073	2.1%	8.4%	9.5%	9.1%
% of FP17s Relating to Free Repair or Replacements	0	1,073	0.0%	0.7%	0.6%	0.8%
% of FP17s Relating to Continuations	0	1,073	0.0%	0.7%	0.8%	0.9%
% of Patients satisfied with the dentistry they have received	1	1	N/A	93.4%	92.4%	92.5%
% of Patients satisfied with the time they had to wait for an appointment	0	1	N/A	85.3%	86.3%	87.0%

* This is based on patients treated on this contract for their most recent course of treatment. Figures in italics indicate the base number of FP17s or Patient Questionnaire responses are less than 100. N/A is shown where the base number of responses is less than 10 during the period. % is calculated as Quantity/Base number*100

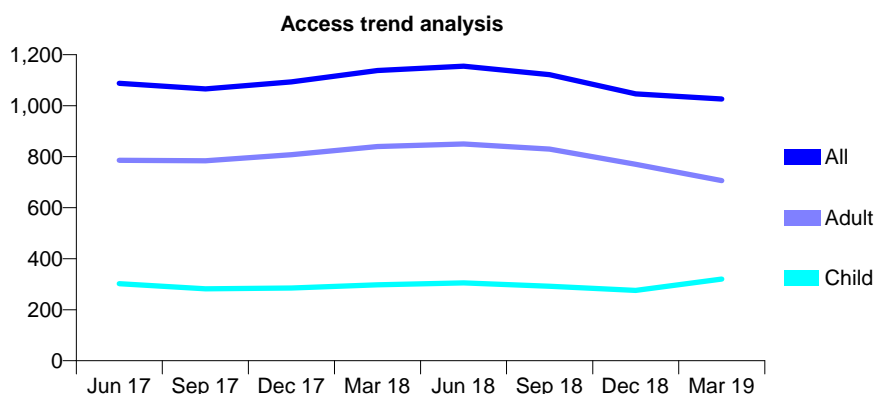
Q64 - Vital Signs At a Glance Contract Report for 917591/0001 - March 2019

Name or company name	Wichelstowe Dental care
Contract type name	GDS Contract
Purpose of contract	General
Contract start date	01/04/2006
Contract end date	

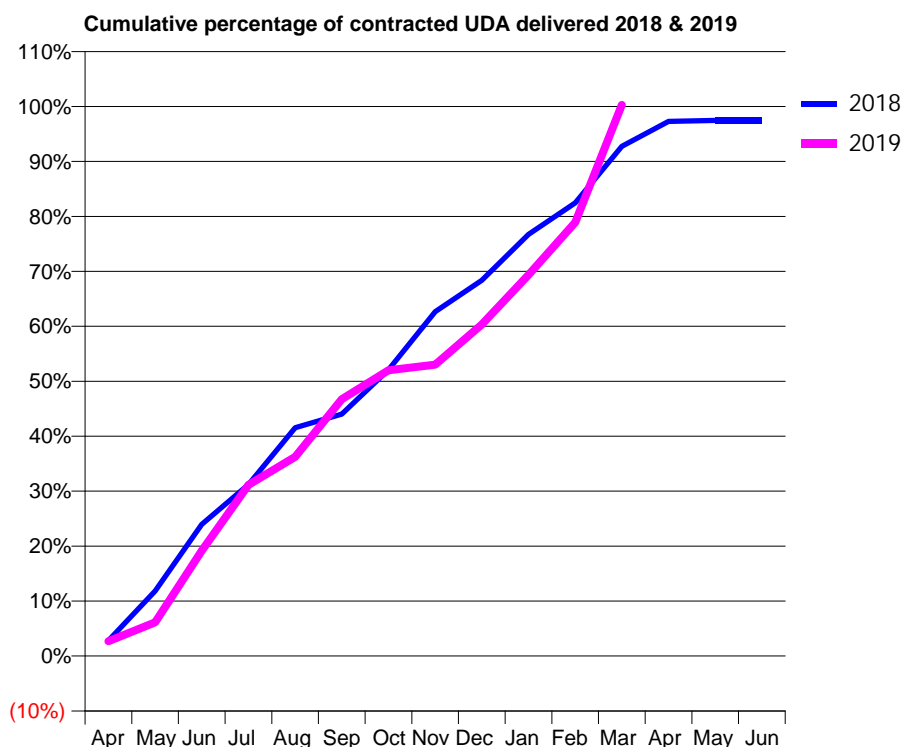
18/19 Contracted general activity (UDA)	1,290
Carry forward general activity (UDA)	30
18/19 Contracted orthodontic activity (UOA)	0
Carry forward orthodontic activity (UOA)	0
Baseline contract value	£31,346.06

ACCESS*

Patients seen in 24 months	Total	Change since previous quarter
Quarter ending March 2018	1,138	
Quarter ending June 2018	1,155	→
Quarter ending September 2018	1,122	↓
Quarter ending December 2018	1,046	↓
Quarter ending March 2019	1,026	↓
Variance since March 2018	(9.8%)	↓



ACTIVITY



Month	Adjusted Scheduled Activity (UDA)	
	2018	2019
April	33	35
May	141	79
June	285	247
July	372	402
August	494	468
September	524	603
October	620	671
November	745	684
December	814	778
January	913	894
February	981	1,018
March	1,104	1,294
April	1,158	
May	1,160	
June	1,160	

QUALITY

	Quantity	Base Number	Contract	AT	Region	England
% of FP17s for the same patient ID Re-attending within 3 months - Children	17	403	4.2%	8.9%	11.3%	11.8%
% of FP17s for the same patient ID Re-attending within 3 months - Adults	87	764	11.4%	13.1%	15.4%	15.7%
% of FP17s for the same patient ID Re-attending between 3 & 9 months - Children	169	403	41.9%	62.1%	61.3%	58.9%
% of FP17s for the same patient ID Re-attending between 3 & 9 months - Adults	373	764	48.8%	52.3%	52.1%	50.8%
% of FP17s for Band 1 Urgent Courses	49	751	6.5%	8.4%	9.5%	9.1%
% of FP17s Relating to Free Repair or Replacements	3	751	0.4%	0.7%	0.6%	0.8%
% of FP17s Relating to Continuations	2	751	0.3%	0.7%	0.8%	0.9%
% of Patients satisfied with the dentistry they have received	1	1	N/A	93.4%	92.4%	92.5%
% of Patients satisfied with the time they had to wait for an appointment	0	1	N/A	85.3%	86.3%	87.0%

* This is based on patients treated on this contract for their most recent course of treatment. Figures in italics indicate the base number of FP17s or Patient Questionnaire responses are less than 100. N/A is shown where the base number of responses is less than 10 during the period. % is calculated as Quantity/Base number*100

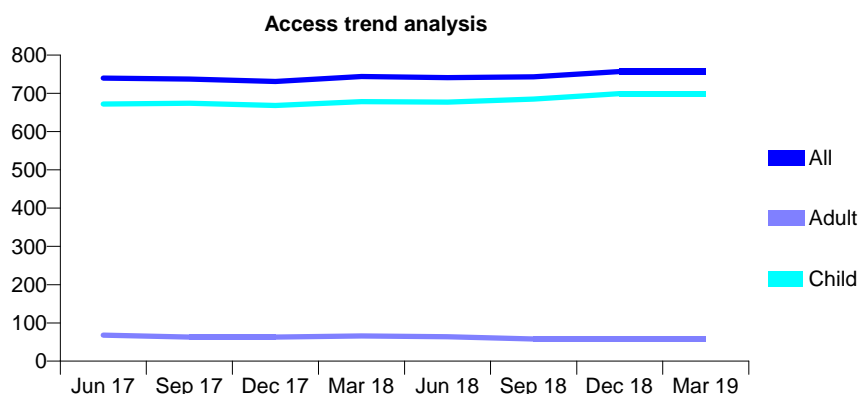
Q64 - Vital Signs At a Glance Contract Report for 917869/0001 - March 2019

Name or company name	MR PM MCVEIGH
Contract type name	GDS Contract
Purpose of contract	General
Contract start date	01/04/2006
Contract end date	

18/19 Contracted general activity (UDA)	2,100
Carry forward general activity (UDA)	232
18/19 Contracted orthodontic activity (UOA)	0
Carry forward orthodontic activity (UOA)	0
Baseline contract value	£44,539.23

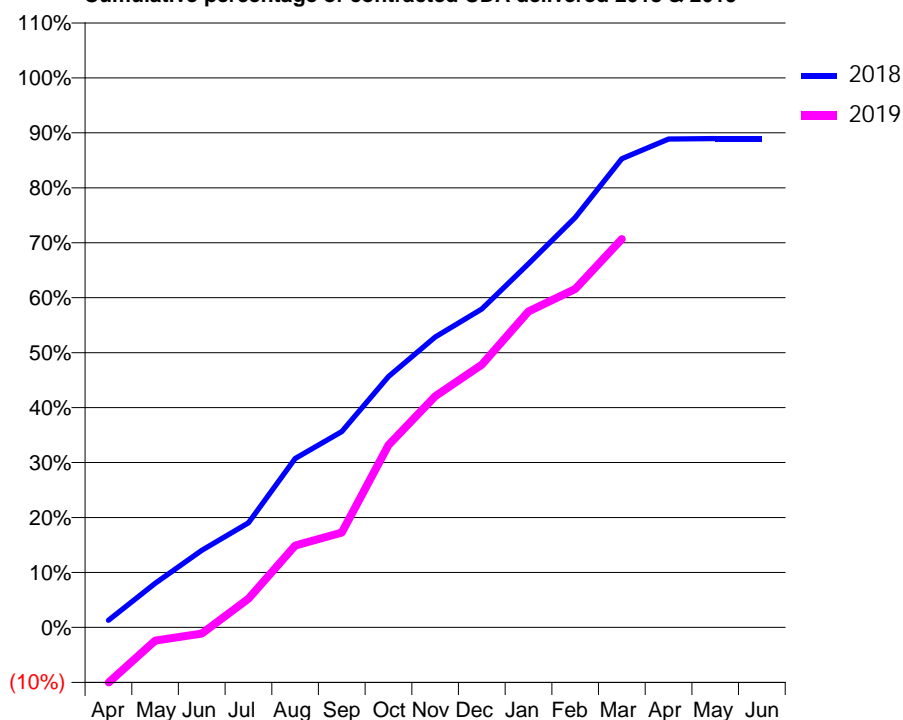
ACCESS*

Patients seen in 24 months	Total	Change since previous quarter
Quarter ending March 2018	744	
Quarter ending June 2018	741	→
Quarter ending September 2018	743	→
Quarter ending December 2018	757	→
Quarter ending March 2019	757	→
Variance since March 2018	1.7%	→



ACTIVITY

Cumulative percentage of contracted UDA delivered 2018 & 2019



Adjusted Scheduled Activity (UDA)

Month	2018	2019
April	27	-211
May	168	-51
June	295	-24
July	400	110
August	645	313
September	748	363
October	959	697
November	1,110	883
December	1,217	1,004
January	1,390	1,208
February	1,567	1,293
March	1,791	1,484
April	1,866	
May	1,868	
June	1,868	

QUALITY

	Quantity	Base Number	Contract	AT	Region	England
% of FP17s for the same patient ID Re-attending within 3 months - Children	48	1,087	4.4%	8.9%	11.3%	11.8%
% of FP17s for the same patient ID Re-attending within 3 months - Adults	0	0	N/A	13.1%	15.4%	15.7%
% of FP17s for the same patient ID Re-attending between 3 & 9 months - Children	759	1,087	69.8%	62.1%	61.3%	58.9%
% of FP17s for the same patient ID Re-attending between 3 & 9 months - Adults	0	0	N/A	52.3%	52.1%	50.8%
% of FP17s for Band 1 Urgent Courses	27	1,054	2.6%	8.4%	9.5%	9.1%
% of FP17s Relating to Free Repair or Replacements	0	1,054	0.0%	0.7%	0.6%	0.8%
% of FP17s Relating to Continuations	0	1,054	0.0%	0.7%	0.8%	0.9%
% of Patients satisfied with the dentistry they have received	0	0	N/A	93.4%	92.4%	92.5%
% of Patients satisfied with the time they had to wait for an appointment	0	0	N/A	85.3%	86.3%	87.0%

* This is based on patients treated on this contract for their most recent course of treatment.

Figures in italics indicate the base number of FP17s or Patient Questionnaire responses are less than 100. N/A is shown where the base number of responses is less than 10 during the period. % is calculated as Quantity/Base number*100

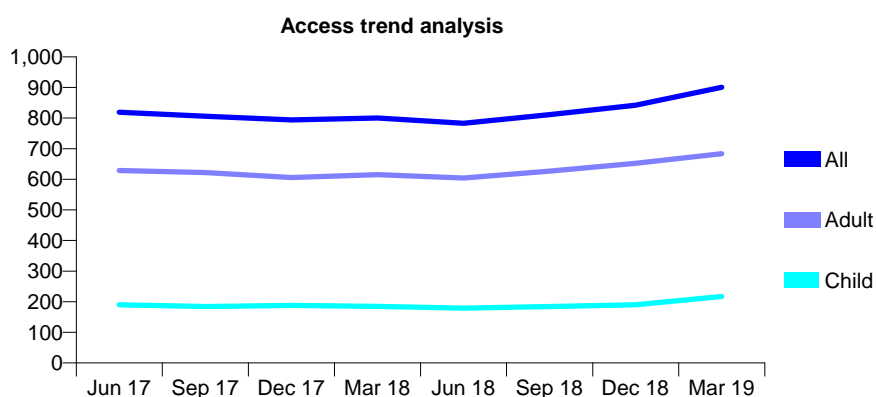
Q64 - Vital Signs At a Glance Contract Report for 918636/0001 - March 2019

Name or company name	Wichelstowe Dental care
Contract type name	GDS Contract
Purpose of contract	General
Contract start date	01/04/2006
Contract end date	

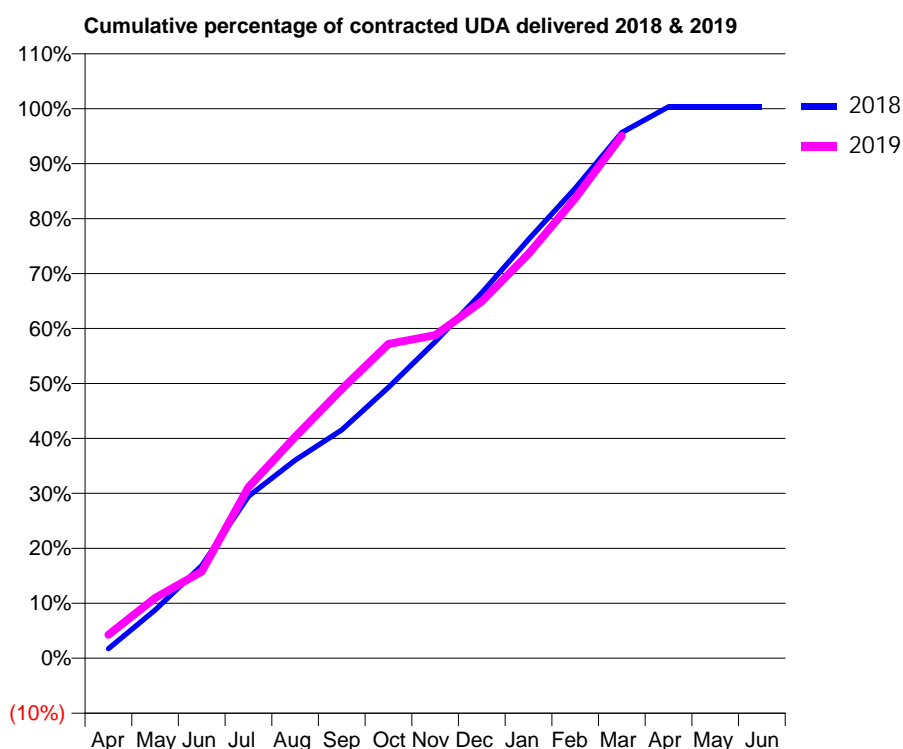
18/19 Contracted general activity (UDA)	2,646
Carry forward general activity (UDA)	-9
18/19 Contracted orthodontic activity (UOA)	0
Carry forward orthodontic activity (UOA)	0
Baseline contract value	£63,161.93

ACCESS*

Patients seen in 24 months	Total	Change since previous quarter
Quarter ending March 2018	800	
Quarter ending June 2018	783	↓
Quarter ending September 2018	811	↑
Quarter ending December 2018	842	↑
Quarter ending March 2019	901	↑
Variance since March 2018	12.6%	↑



ACTIVITY



Month	2018	2019
April	46	113
May	233	290
June	446	417
July	780	824
August	954	1,066
September	1,099	1,296
October	1,305	1,513
November	1,524	1,555
December	1,760	1,718
January	2,017	1,947
February	2,263	2,215
March	2,531	2,515
April	2,655	
May	2,655	
June	2,655	

QUALITY

	Quantity	Base Number	Contract	AT	Region	England
% of FP17s for the same patient ID Re-attending within 3 months - Children	11	261	4.2%	8.9%	11.3%	11.8%
% of FP17s for the same patient ID Re-attending within 3 months - Adults	188	918	20.5%	13.1%	15.4%	15.7%
% of FP17s for the same patient ID Re-attending between 3 & 9 months - Children	112	261	42.9%	62.1%	61.3%	58.9%
% of FP17s for the same patient ID Re-attending between 3 & 9 months - Adults	405	918	44.1%	52.3%	52.1%	50.8%
% of FP17s for Band 1 Urgent Courses	122	1,124	10.9%	8.4%	9.5%	9.1%
% of FP17s Relating to Free Repair or Replacements	5	1,124	0.4%	0.7%	0.6%	0.8%
% of FP17s Relating to Continuations	17	1,124	1.5%	0.7%	0.8%	0.9%
% of Patients satisfied with the dentistry they have received	1	1	N/A	93.4%	92.4%	92.5%
% of Patients satisfied with the time they had to wait for an appointment	1	1	N/A	85.3%	86.3%	87.0%

* This is based on patients treated on this contract for their most recent course of treatment.

Figures in italics indicate the base number of FP17s or Patient Questionnaire responses are less than 100. N/A is shown where the base number of responses is less than 10 during the period. % is calculated as Quantity/Base number*100

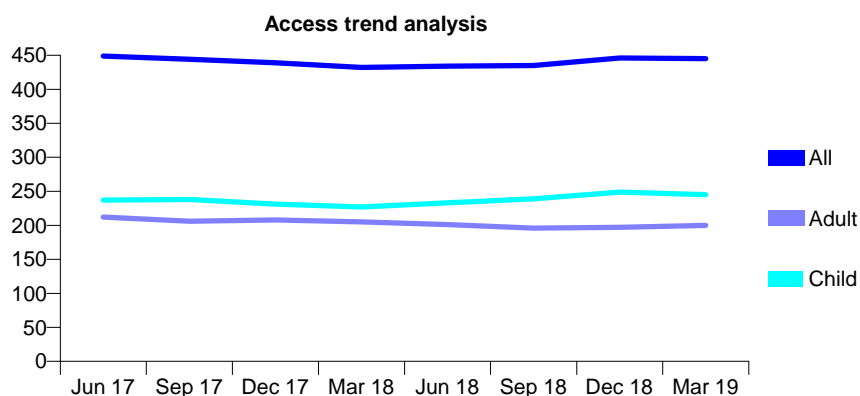
Q64 - Vital Signs At a Glance Contract Report for 919748/0001 - March 2019

Name or company name	MR RJ SMILLIE
Contract type name	GDS Contract
Purpose of contract	General
Contract start date	01/04/2006
Contract end date	

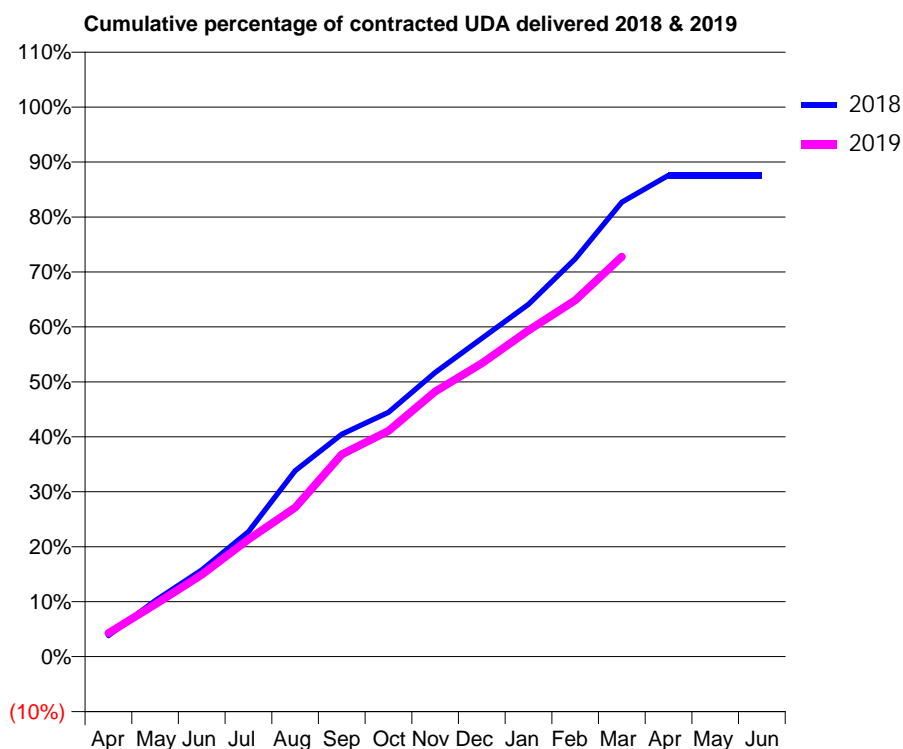
18/19 Contracted general activity (UDA)	2,240
Carry forward general activity (UDA)	0
18/19 Contracted orthodontic activity (UOA)	0
Carry forward orthodontic activity (UOA)	0
Baseline contract value	£53,746.75

ACCESS*

Patients seen in 24 months	Total	Change since previous quarter
Quarter ending March 2018	432	
Quarter ending June 2018	434	→
Quarter ending September 2018	435	→
Quarter ending December 2018	446	↑
Quarter ending March 2019	445	→
Variance since March 2018	3.0%	↑



ACTIVITY



Month	Adjusted Scheduled Activity (UDA)	
	2018	2019
April	86	95
May	228	213
June	353	334
July	509	478
August	758	607
September	906	824
October	996	920
November	1,158	1,080
December	1,297	1,195
January	1,436	1,330
February	1,621	1,453
March	1,852	1,630
April	1,962	
May	1,962	
June	1,962	

QUALITY

	Quantity	Base Number	Contract	AT	Region	England
% of FP17s for the same patient ID Re-attending within 3 months - Children	32	393	8.1%	8.9%	11.3%	11.8%
% of FP17s for the same patient ID Re-attending within 3 months - Adults	57	274	20.8%	13.1%	15.4%	15.7%
% of FP17s for the same patient ID Re-attending between 3 & 9 months - Children	238	393	60.6%	62.1%	61.3%	58.9%
% of FP17s for the same patient ID Re-attending between 3 & 9 months - Adults	164	274	59.9%	52.3%	52.1%	50.8%
% of FP17s for Band 1 Urgent Courses	4	629	0.6%	8.4%	9.5%	9.1%
% of FP17s Relating to Free Repair or Replacements	0	629	0.0%	0.7%	0.6%	0.8%
% of FP17s Relating to Continuations	0	629	0.0%	0.7%	0.8%	0.9%
% of Patients satisfied with the dentistry they have received	0	0	N/A	93.4%	92.4%	92.5%
% of Patients satisfied with the time they had to wait for an appointment	0	0	N/A	85.3%	86.3%	87.0%

* This is based on patients treated on this contract for their most recent course of treatment. Figures in italics indicate the base number of FP17s or Patient Questionnaire responses are less than 100. N/A is shown where the base number of responses is less than 10 during the period. % is calculated as Quantity/Base number*100

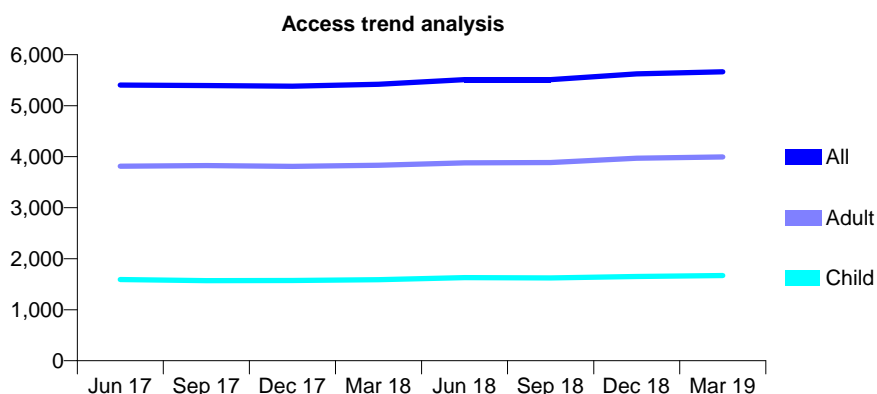
Q64 - Vital Signs At a Glance Contract Report for 921092/0001 - March 2019

Name or company name	MR AM WILSON
Contract type name	GDS Contract
Purpose of contract	General
Contract start date	01/04/2006
Contract end date	

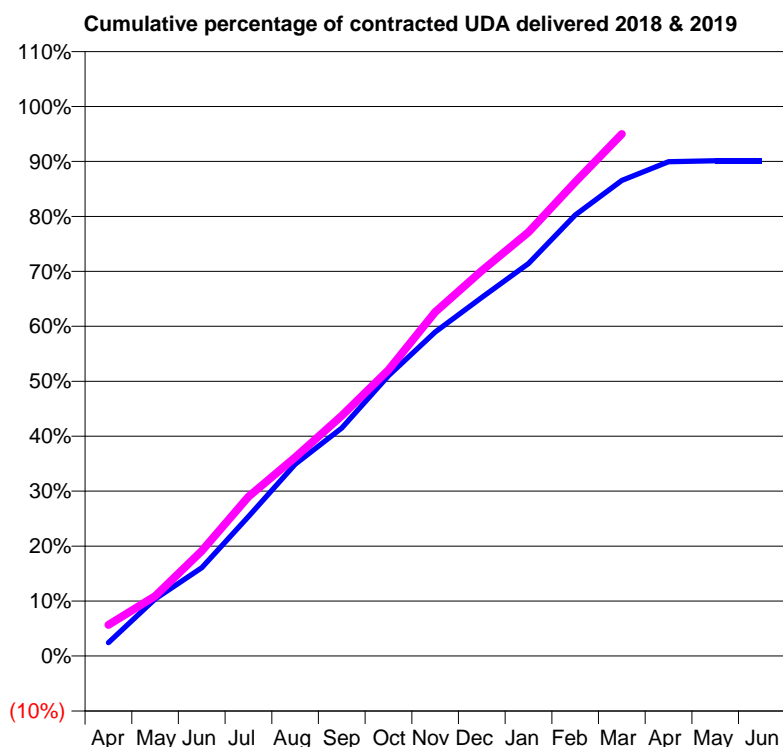
18/19 Contracted general activity (UDA)	12,500
Carry forward general activity (UDA)	0
18/19 Contracted orthodontic activity (UOA)	0
Carry forward orthodontic activity (UOA)	0
Baseline contract value	£304,030.74

ACCESS*

Patients seen in 24 months	Total	Change since previous quarter
Quarter ending March 2018	5,420	
Quarter ending June 2018	5,509	→
Quarter ending September 2018	5,509	→
Quarter ending December 2018	5,621	↑
Quarter ending March 2019	5,664	→
Variance since March 2018	4.5%	↑



ACTIVITY



Month	Adjusted Scheduled Activity (UDA)	
	2018	2019
April	304	708
May	1,301	1,363
June	2,007	2,390
July	3,170	3,624
August	4,364	4,522
September	5,184	5,466
October	6,378	6,508
November	7,370	7,824
December	8,156	8,765
January	8,930	9,643
February	10,029	10,781
March	10,820	11,871
April	11,243	
May	11,263	
June	11,265	

QUALITY

	Quantity	Base Number	Contract	AT	Region	England
% of FP17s for the same patient ID Re-attending within 3 months - Children	176	2,580	6.8%	8.9%	11.3%	11.8%
% of FP17s for the same patient ID Re-attending within 3 months - Adults	865	5,946	14.5%	13.1%	15.4%	15.7%
% of FP17s for the same patient ID Re-attending between 3 & 9 months - Children	1,632	2,580	63.3%	62.1%	61.3%	58.9%
% of FP17s for the same patient ID Re-attending between 3 & 9 months - Adults	3,525	5,946	59.3%	52.3%	52.1%	50.8%
% of FP17s for Band 1 Urgent Courses	588	7,241	8.1%	8.4%	9.5%	9.1%
% of FP17s Relating to Free Repair or Replacements	52	7,241	0.7%	0.7%	0.6%	0.8%
% of FP17s Relating to Continuations	42	7,241	0.6%	0.7%	0.8%	0.9%
% of Patients satisfied with the dentistry they have received	4	4	N/A	93.4%	92.4%	92.5%
% of Patients satisfied with the time they had to wait for an appointment	3	4	N/A	85.3%	86.3%	87.0%

* This is based on patients treated on this contract for their most recent course of treatment. Figures in italics indicate the base number of FP17s or Patient Questionnaire responses are less than 100. N/A is shown where the base number of responses is less than 10 during the period. % is calculated as Quantity/Base number*100

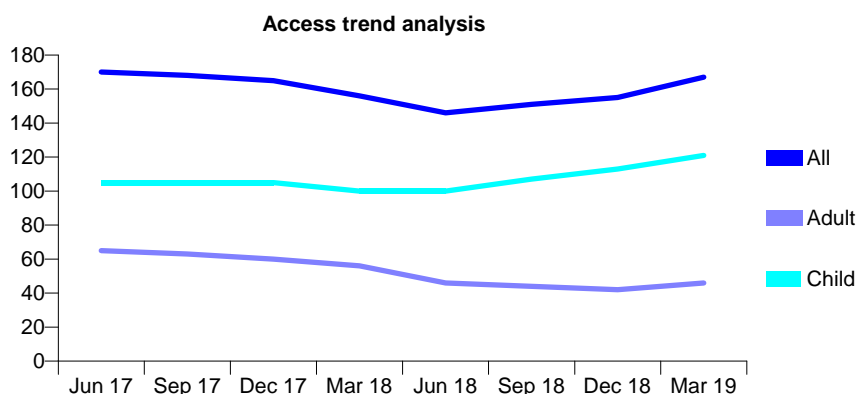
Q64 - Vital Signs At a Glance Contract Report for 923257/0002 - March 2019

Name or company name	MISS LD BREEZE
Contract type name	GDS Contract
Purpose of contract	General
Contract start date	08/05/2007
Contract end date	

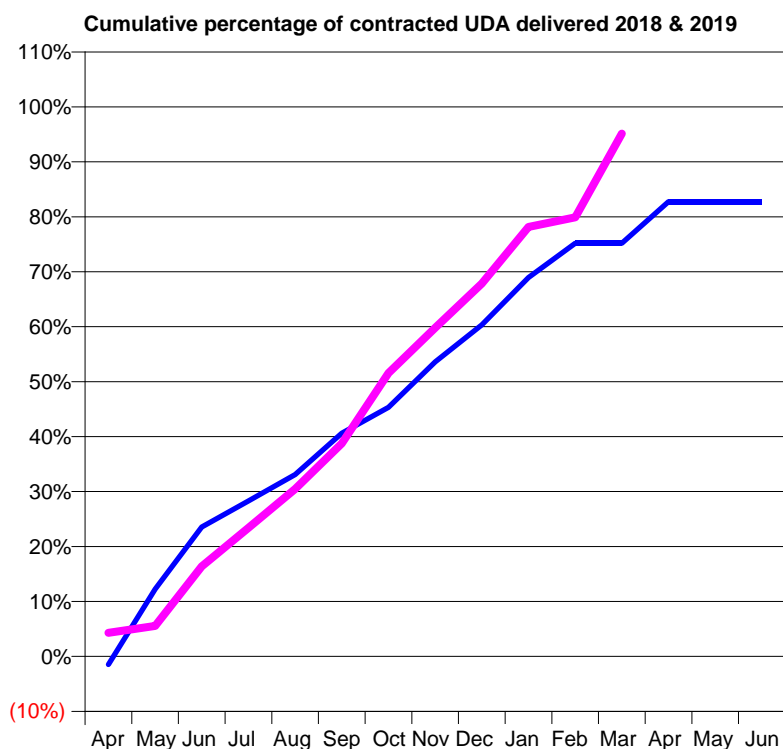
18/19 Contracted general activity (UDA)	400
Carry forward general activity (UDA)	0
18/19 Contracted orthodontic activity (UOA)	0
Carry forward orthodontic activity (UOA)	0
Baseline contract value	£11,568.40

ACCESS*

Patients seen in 24 months	Total	Change since previous quarter
Quarter ending March 2018	156	
Quarter ending June 2018	146	↓
Quarter ending September 2018	151	↑
Quarter ending December 2018	155	↑
Quarter ending March 2019	167	↑
Variance since March 2018	7.1%	↑



ACTIVITY



Month	2018	2019
April	-6	17
May	49	22
June	94	66
July	113	94
August	132	122
September	162	155
October	181	206
November	214	239
December	241	271
January	276	313
February	301	320
March	301	381
April	331	
May	331	
June	331	

QUALITY

	Quantity	Base Number	Contract	AT	Region	England
% of FP17s for the same patient ID Re-attending within 3 months - Children	7	205	3.4%	8.9%	11.3%	11.8%
% of FP17s for the same patient ID Re-attending within 3 months - Adults	5	62	8.1%	13.1%	15.4%	15.7%
% of FP17s for the same patient ID Re-attending between 3 & 9 months - Children	114	205	55.6%	62.1%	61.3%	58.9%
% of FP17s for the same patient ID Re-attending between 3 & 9 months - Adults	37	62	59.7%	52.3%	52.1%	50.8%
% of FP17s for Band 1 Urgent Courses	8	234	3.4%	8.4%	9.5%	9.1%
% of FP17s Relating to Free Repair or Replacements	0	234	0.0%	0.7%	0.6%	0.8%
% of FP17s Relating to Continuations	1	234	0.4%	0.7%	0.8%	0.9%
% of Patients satisfied with the dentistry they have received	0	0	N/A	93.4%	92.4%	92.5%
% of Patients satisfied with the time they had to wait for an appointment	0	0	N/A	85.3%	86.3%	87.0%

* This is based on patients treated on this contract for their most recent course of treatment. Figures in italics indicate the base number of FP17s or Patient Questionnaire responses are less than 100. N/A is shown where the base number of responses is less than 10 during the period. % is calculated as Quantity/Base number*100

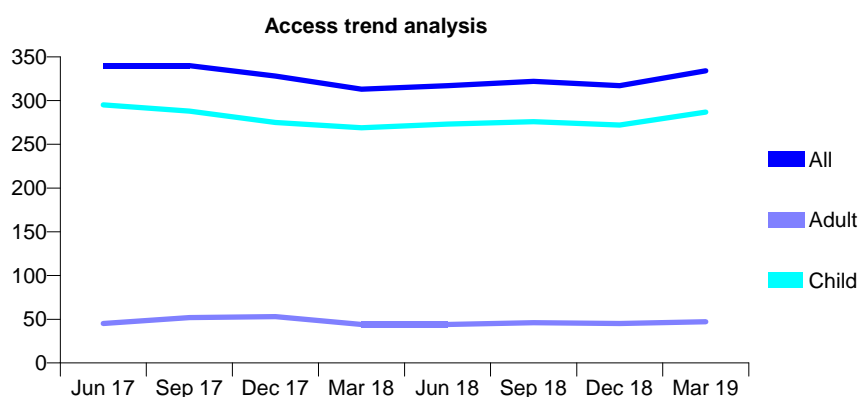
Q64 - Vital Signs At a Glance Contract Report for 933082/0001 - March 2019

Name or company name	MR RJ ELSEY
Contract type name	GDS Contract
Purpose of contract	General
Contract start date	01/04/2006
Contract end date	

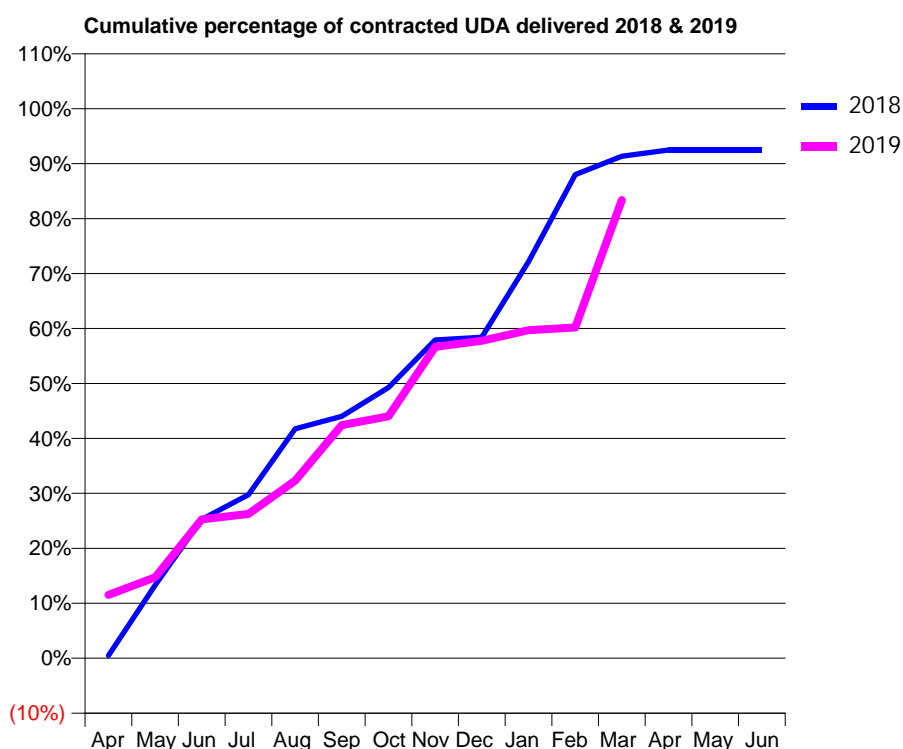
18/19 Contracted general activity (UDA)	625
Carry forward general activity (UDA)	0
18/19 Contracted orthodontic activity (UOA)	0
Carry forward orthodontic activity (UOA)	0
Baseline contract value	£14,356.48

ACCESS*

Patients seen in 24 months	Total	Change since previous quarter
Quarter ending March 2018	313	
Quarter ending June 2018	317	→
Quarter ending September 2018	322	→
Quarter ending December 2018	317	↓
Quarter ending March 2019	334	↑
Variance since March 2018	6.7%	↑



ACTIVITY



Month	2018	2019
April	3	72
May	83	92
June	158	158
July	186	164
August	261	202
September	275	265
October	308	275
November	362	354
December	365	361
January	451	373
February	550	376
March	571	521
April	578	
May	578	
June	578	

QUALITY

	Quantity	Base Number	Contract	AT	Region	England
% of FP17s for the same patient ID Re-attending within 3 months - Children	16	393	4.1%	8.9%	11.3%	11.8%
% of FP17s for the same patient ID Re-attending within 3 months - Adults	0	9	0.0%	13.1%	15.4%	15.7%
% of FP17s for the same patient ID Re-attending between 3 & 9 months - Children	221	393	56.2%	62.1%	61.3%	58.9%
% of FP17s for the same patient ID Re-attending between 3 & 9 months - Adults	5	9	55.6%	52.3%	52.1%	50.8%
% of FP17s for Band 1 Urgent Courses	0	391	0.0%	8.4%	9.5%	9.1%
% of FP17s Relating to Free Repair or Replacements	0	391	0.0%	0.7%	0.6%	0.8%
% of FP17s Relating to Continuations	0	391	0.0%	0.7%	0.8%	0.9%
% of Patients satisfied with the dentistry they have received	1	1	N/A	93.4%	92.4%	92.5%
% of Patients satisfied with the time they had to wait for an appointment	1	1	N/A	85.3%	86.3%	87.0%

* This is based on patients treated on this contract for their most recent course of treatment.

Figures in italics indicate the base number of FP17s or Patient Questionnaire responses are less than 100. N/A is shown where the base number of responses is less than 10 during the period. % is calculated as Quantity/Base number*100

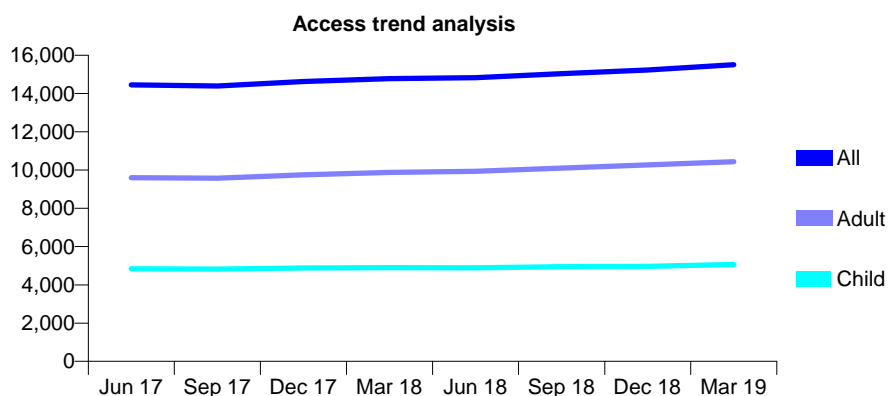
Q64 - Vital Signs At a Glance Contract Report for 936944/0001 - March 2019

Name or company name	MRS S IRAVANI
Contract type name	GDS Contract
Purpose of contract	General
Contract start date	01/04/2006
Contract end date	

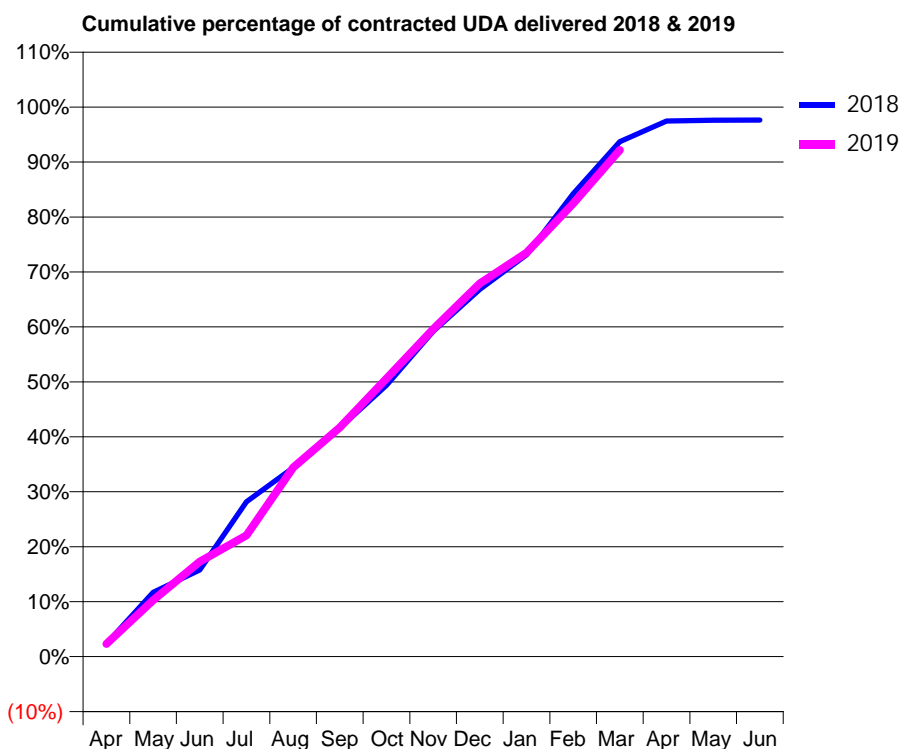
18/19 Contracted general activity (UDA)	38,105
Carry forward general activity (UDA)	889
18/19 Contracted orthodontic activity (UOA)	0
Carry forward orthodontic activity (UOA)	0
Baseline contract value	£1,078,204.31

ACCESS*

Patients seen in 24 months	Total	Change since previous quarter
Quarter ending March 2018	14,775	
Quarter ending June 2018	14,822	→
Quarter ending September 2018	15,044	→
Quarter ending December 2018	15,231	→
Quarter ending March 2019	15,507	→
Variance since March 2018	5.0%	↑



ACTIVITY



Month	Adjusted Scheduled Activity (UDA)	
	2018	2019
April	890	887
May	4,420	3,912
June	5,949	6,590
July	10,636	8,410
August	12,977	13,114
September	15,707	15,892
October	18,637	19,289
November	22,352	22,703
December	25,221	25,872
January	27,597	28,007
February	31,799	31,425
March	35,374	35,125
April	36,787	
May	36,853	
June	36,863	

QUALITY

	Quantity	Base Number	Contract	AT	Region	England
% of FP17s for the same patient ID Re-attending within 3 months - Children	477	7,383	6.5%	8.9%	11.3%	11.8%
% of FP17s for the same patient ID Re-attending within 3 months - Adults	1,740	14,753	11.8%	13.1%	15.4%	15.7%
% of FP17s for the same patient ID Re-attending between 3 & 9 months - Children	4,789	7,383	64.9%	62.1%	61.3%	58.9%
% of FP17s for the same patient ID Re-attending between 3 & 9 months - Adults	9,226	14,753	62.5%	52.3%	52.1%	50.8%
% of FP17s for Band 1 Urgent Courses	1,708	21,329	8.0%	8.4%	9.5%	9.1%
% of FP17s Relating to Free Repair or Replacements	114	21,329	0.5%	0.7%	0.6%	0.8%
% of FP17s Relating to Continuations	252	21,329	1.2%	0.7%	0.8%	0.9%
% of Patients satisfied with the dentistry they have received	9	11	81.8%	93.4%	92.4%	92.5%
% of Patients satisfied with the time they had to wait for an appointment	9	11	81.8%	85.3%	86.3%	87.0%

* This is based on patients treated on this contract for their most recent course of treatment. Figures in italics indicate the base number of FP17s or Patient Questionnaire responses are less than 100. N/A is shown where the base number of responses is less than 10 during the period. % is calculated as Quantity/Base number*100

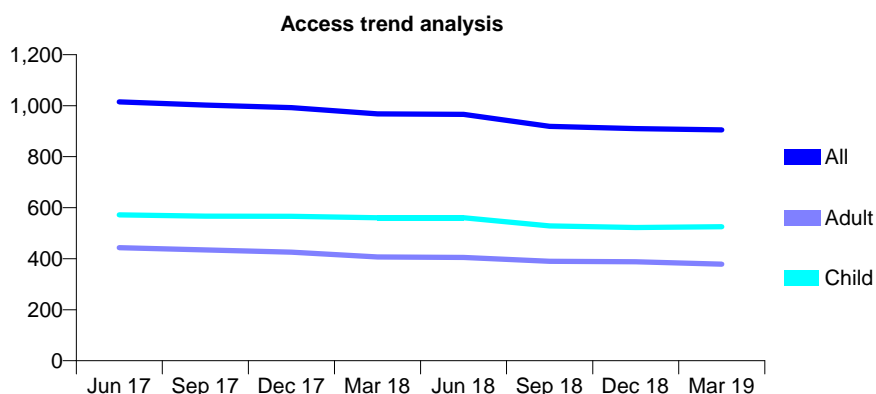
Q64 - Vital Signs At a Glance Contract Report for 944947/0001 - March 2019

Name or company name	Wellsway Dental Practice
Contract type name	GDS Contract
Purpose of contract	General
Contract start date	01/04/2006
Contract end date	

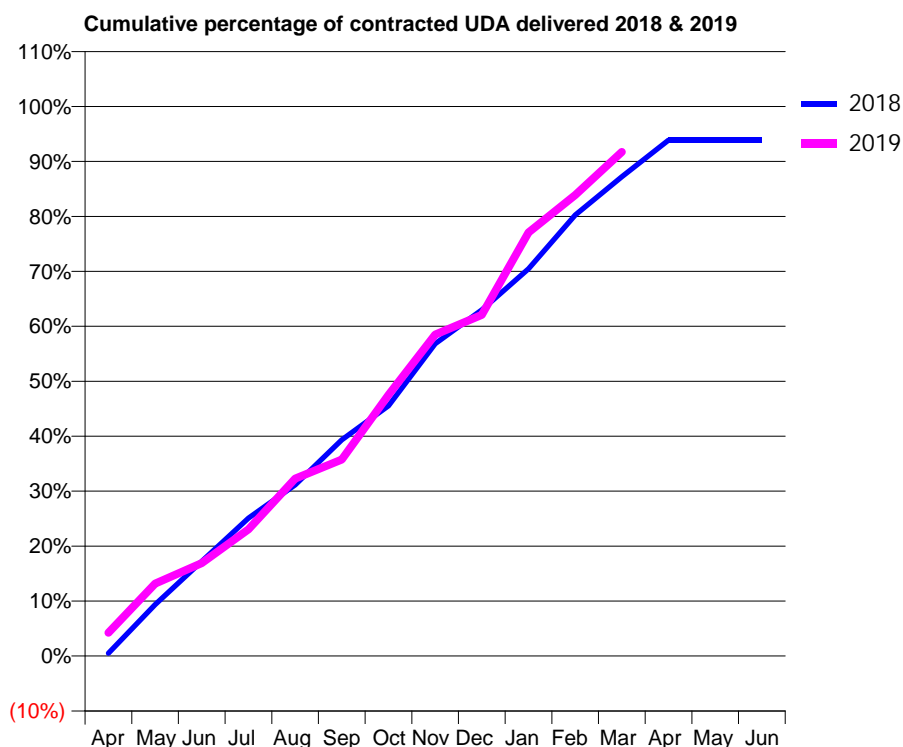
18/19 Contracted general activity (UDA)	2,703
Carry forward general activity (UDA)	0
18/19 Contracted orthodontic activity (UOA)	0
Carry forward orthodontic activity (UOA)	0
Baseline contract value	£61,329.67

ACCESS*

Patients seen in 24 months	Total	Change since previous quarter
Quarter ending March 2018	968	
Quarter ending June 2018	966	→
Quarter ending September 2018	919	↓
Quarter ending December 2018	910	→
Quarter ending March 2019	905	→
Variance since March 2018	(6.5%)	↓



ACTIVITY



Month	Adjusted Scheduled Activity (UDA)	
	2018	2019
April	14	114
May	253	356
June	465	457
July	679	623
August	842	873
September	1,063	966
October	1,231	1,284
November	1,536	1,581
December	1,703	1,678
January	1,904	2,084
February	2,169	2,267
March	2,357	2,479
April	2,537	
May	2,537	
June	2,537	

QUALITY

	Quantity	Base Number	Contract	AT	Region	England
% of FP17s for the same patient ID Re-attending within 3 months - Children	89	982	9.1%	8.9%	11.3%	11.8%
% of FP17s for the same patient ID Re-attending within 3 months - Adults	69	507	13.6%	13.1%	15.4%	15.7%
% of FP17s for the same patient ID Re-attending between 3 & 9 months - Children	621	982	63.2%	62.1%	61.3%	58.9%
% of FP17s for the same patient ID Re-attending between 3 & 9 months - Adults	272	507	53.6%	52.3%	52.1%	50.8%
% of FP17s for Band 1 Urgent Courses	82	1,391	5.9%	8.4%	9.5%	9.1%
% of FP17s Relating to Free Repair or Replacements	0	1,391	0.0%	0.7%	0.6%	0.8%
% of FP17s Relating to Continuations	0	1,391	0.0%	0.7%	0.8%	0.9%
% of Patients satisfied with the dentistry they have received	0	0	N/A	93.4%	92.4%	92.5%
% of Patients satisfied with the time they had to wait for an appointment	0	0	N/A	85.3%	86.3%	87.0%

* This is based on patients treated on this contract for their most recent course of treatment. Figures in italics indicate the base number of FP17s or Patient Questionnaire responses are less than 100. N/A is shown where the base number of responses is less than 10 during the period. % is calculated as Quantity/Base number*100

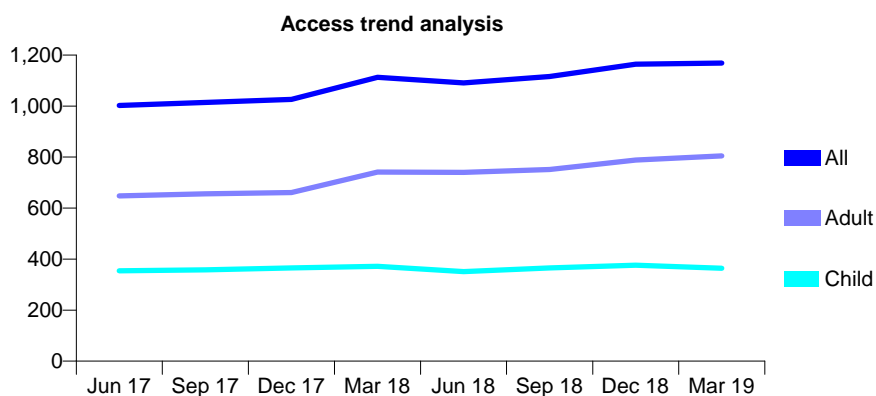
Q64 - Vital Signs At a Glance Contract Report for 963194/0001 - March 2019

Name or company name	Mr TO Ballack
Contract type name	GDS Contract
Purpose of contract	General
Contract start date	22/12/2011
Contract end date	

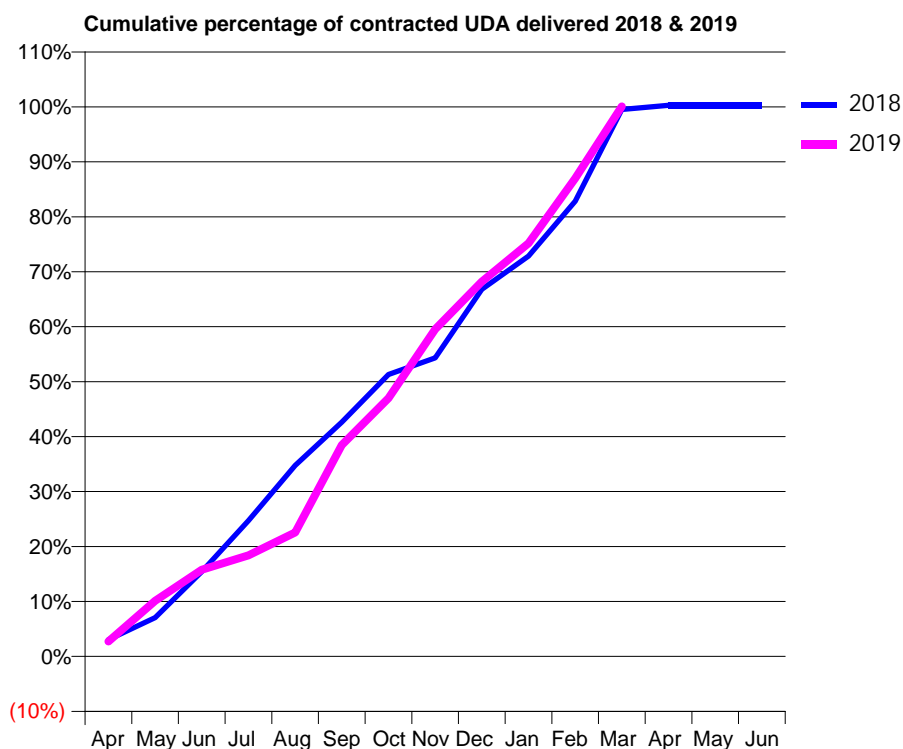
18/19 Contracted general activity (UDA)	3,906
Carry forward general activity (UDA)	-11
18/19 Contracted orthodontic activity (UOA)	0
Carry forward orthodontic activity (UOA)	0
Baseline contract value	£103,016.64

ACCESS*

Patients seen in 24 months	Total	Change since previous quarter
Quarter ending March 2018	1,113	
Quarter ending June 2018	1,091	↓
Quarter ending September 2018	1,116	↑
Quarter ending December 2018	1,164	↑
Quarter ending March 2019	1,169	→
Variance since March 2018	5.0%	↑



ACTIVITY



Month	Adjusted Scheduled Activity (UDA)	
	2018	2019
April	119	107
May	277	396
June	603	616
July	965	718
August	1,358	881
September	1,665	1,502
October	2,004	1,835
November	2,122	2,326
December	2,609	2,663
January	2,845	2,937
February	3,236	3,398
March	3,888	3,909
April	3,917	
May	3,917	
June	3,917	

QUALITY

	Quantity	Base Number	Contract	AT	Region	England
% of FP17s for the same patient ID Re-attending within 3 months - Children	33	578	5.7%	8.9%	11.3%	11.8%
% of FP17s for the same patient ID Re-attending within 3 months - Adults	74	999	7.4%	13.1%	15.4%	15.7%
% of FP17s for the same patient ID Re-attending between 3 & 9 months - Children	358	578	61.9%	62.1%	61.3%	58.9%
% of FP17s for the same patient ID Re-attending between 3 & 9 months - Adults	604	999	60.5%	52.3%	52.1%	50.8%
% of FP17s for Band 1 Urgent Courses	54	1,572	3.4%	8.4%	9.5%	9.1%
% of FP17s Relating to Free Repair or Replacements	3	1,572	0.2%	0.7%	0.6%	0.8%
% of FP17s Relating to Continuations	0	1,572	0.0%	0.7%	0.8%	0.9%
% of Patients satisfied with the dentistry they have received	1	1	N/A	93.4%	92.4%	92.5%
% of Patients satisfied with the time they had to wait for an appointment	1	1	N/A	85.3%	86.3%	87.0%

* This is based on patients treated on this contract for their most recent course of treatment. Figures in italics indicate the base number of FP17s or Patient Questionnaire responses are less than 100. N/A is shown where the base number of responses is less than 10 during the period. % is calculated as Quantity/Base number*100

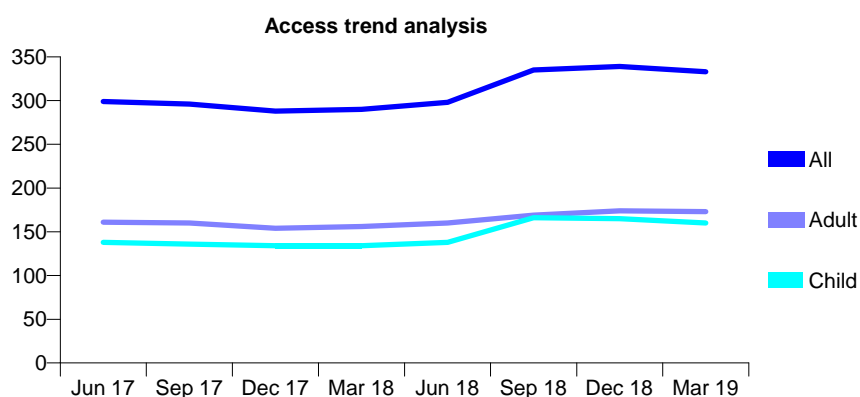
Q64 - Vital Signs At a Glance Contract Report for 982733/0001 - March 2019

Name or company name	Pimm Shoebridge Morley
Contract type name	GDS Contract
Purpose of contract	General
Contract start date	01/04/2006
Contract end date	

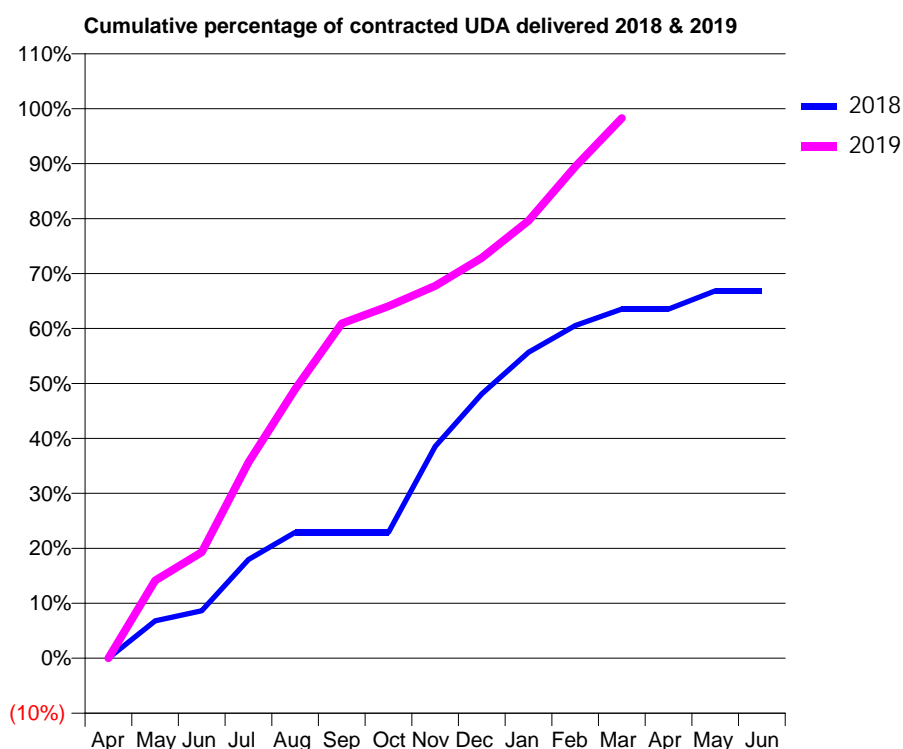
18/19 Contracted general activity (UDA)	870
Carry forward general activity (UDA)	0
18/19 Contracted orthodontic activity (UOA)	0
Carry forward orthodontic activity (UOA)	0
Baseline contract value	£20,506.79

ACCESS*

Patients seen in 24 months	Total	Change since previous quarter
Quarter ending March 2018	290	
Quarter ending June 2018	298	↑
Quarter ending September 2018	335	↑
Quarter ending December 2018	339	→
Quarter ending March 2019	333	↓
Variance since March 2018	14.8%	↑



ACTIVITY



Month	Adjusted Scheduled Activity (UDA)	
	2018	2019
April	0	0
May	59	123
June	75	168
July	156	310
August	199	426
September	199	530
October	199	557
November	335	589
December	418	634
January	484	693
February	527	778
March	553	855
April	553	
May	582	
June	582	

QUALITY

	Quantity	Base Number	Contract	AT	Region	England
% of FP17s for the same patient ID Re-attending within 3 months - Children	14	296	4.7%	8.9%	11.3%	11.8%
% of FP17s for the same patient ID Re-attending within 3 months - Adults	15	231	6.5%	13.1%	15.4%	15.7%
% of FP17s for the same patient ID Re-attending between 3 & 9 months - Children	184	296	62.2%	62.1%	61.3%	58.9%
% of FP17s for the same patient ID Re-attending between 3 & 9 months - Adults	144	231	62.3%	52.3%	52.1%	50.8%
% of FP17s for Band 1 Urgent Courses	26	502	5.2%	8.4%	9.5%	9.1%
% of FP17s Relating to Free Repair or Replacements	0	502	0.0%	0.7%	0.6%	0.8%
% of FP17s Relating to Continuations	0	502	0.0%	0.7%	0.8%	0.9%
% of Patients satisfied with the dentistry they have received	0	0	N/A	93.4%	92.4%	92.5%
% of Patients satisfied with the time they had to wait for an appointment	0	0	N/A	85.3%	86.3%	87.0%

* This is based on patients treated on this contract for their most recent course of treatment.

Figures in italics indicate the base number of FP17s or Patient Questionnaire responses are less than 100. N/A is shown where the base number of responses is less than 10 during the period. % is calculated as Quantity/Base number*100

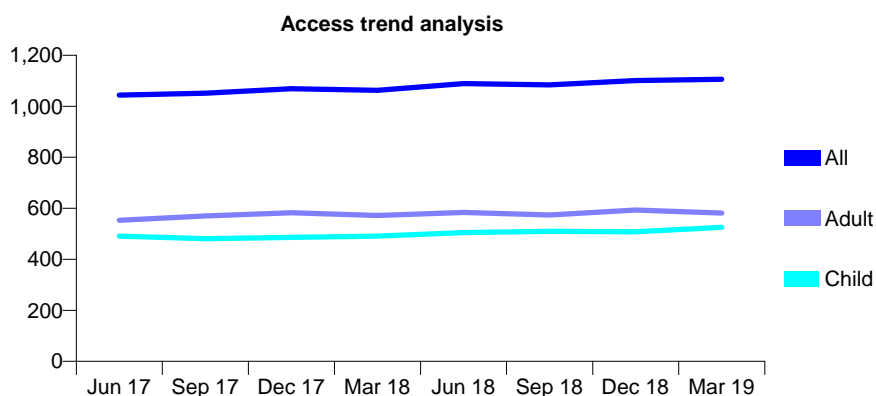
Q64 - Vital Signs At a Glance Contract Report for 989746/0002 - March 2019

Name or company name	MR JJ WATKINS
Contract type name	GDS Contract
Purpose of contract	General
Contract start date	16/12/2007
Contract end date	

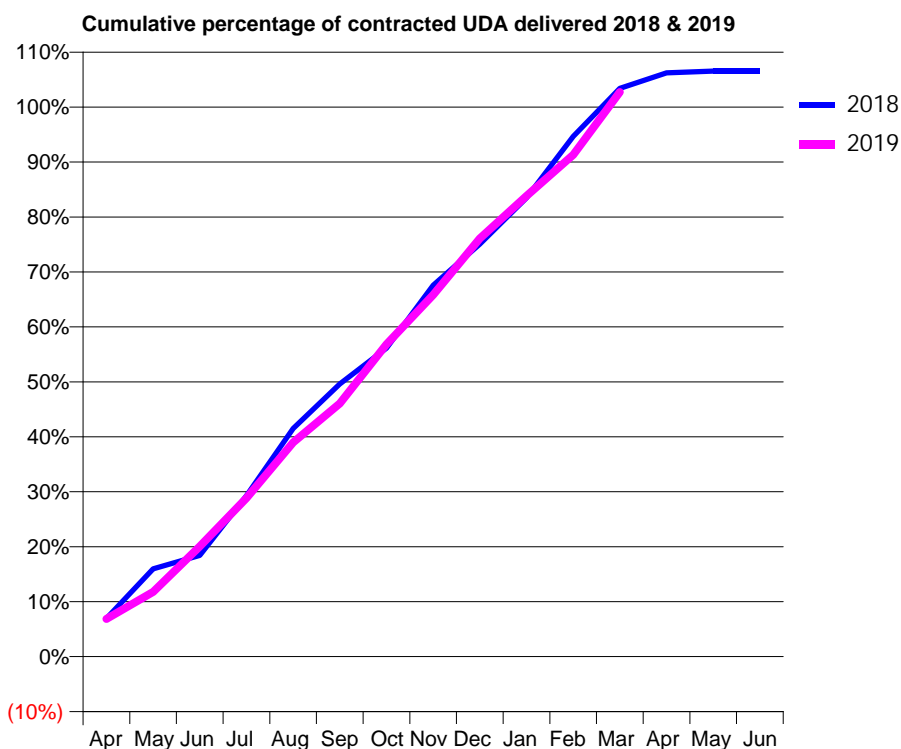
18/19 Contracted general activity (UDA)	3,000
Carry forward general activity (UDA)	-60
18/19 Contracted orthodontic activity (UOA)	0
Carry forward orthodontic activity (UOA)	0
Baseline contract value	£65,319.01

ACCESS*

Patients seen in 24 months	Total	Change since previous quarter
Quarter ending March 2018	1,063	
Quarter ending June 2018	1,089	↑
Quarter ending September 2018	1,084	→
Quarter ending December 2018	1,101	→
Quarter ending March 2019	1,106	→
Variance since March 2018	4.0%	↑



ACTIVITY



Month	Adjusted Scheduled Activity (UDA)	
	2018	2019
April	208	205
May	480	353
June	553	601
July	878	865
August	1,245	1,170
September	1,489	1,382
October	1,685	1,705
November	2,027	1,975
December	2,252	2,283
January	2,505	2,515
February	2,840	2,739
March	3,102	3,082
April	3,187	
May	3,196	
June	3,196	

QUALITY

	Quantity	Base Number	Contract	AT	Region	England
% of FP17s for the same patient ID Re-attending within 3 months - Children	74	792	9.3%	8.9%	11.3%	11.8%
% of FP17s for the same patient ID Re-attending within 3 months - Adults	195	827	23.6%	13.1%	15.4%	15.7%
% of FP17s for the same patient ID Re-attending between 3 & 9 months - Children	441	792	55.7%	62.1%	61.3%	58.9%
% of FP17s for the same patient ID Re-attending between 3 & 9 months - Adults	390	827	47.2%	52.3%	52.1%	50.8%
% of FP17s for Band 1 Urgent Courses	96	1,569	6.1%	8.4%	9.5%	9.1%
% of FP17s Relating to Free Repair or Replacements	0	1,569	0.0%	0.7%	0.6%	0.8%
% of FP17s Relating to Continuations	0	1,569	0.0%	0.7%	0.8%	0.9%
% of Patients satisfied with the dentistry they have received	1	1	N/A	93.4%	92.4%	92.5%
% of Patients satisfied with the time they had to wait for an appointment	1	1	N/A	85.3%	86.3%	87.0%

* This is based on patients treated on this contract for their most recent course of treatment. Figures in italics indicate the base number of FP17s or Patient Questionnaire responses are less than 100. N/A is shown where the base number of responses is less than 10 during the period. % is calculated as Quantity/Base number*100

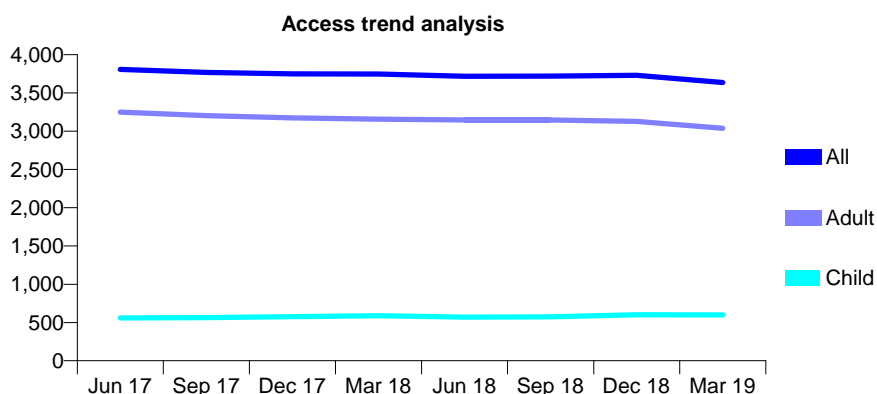
Q64 - Vital Signs At a Glance Contract Report for 995290/0001 - March 2019

Name or company name	MRS O SIVOVA PENEVA
Contract type name	GDS Contract
Purpose of contract	General
Contract start date	01/08/2014
Contract end date	

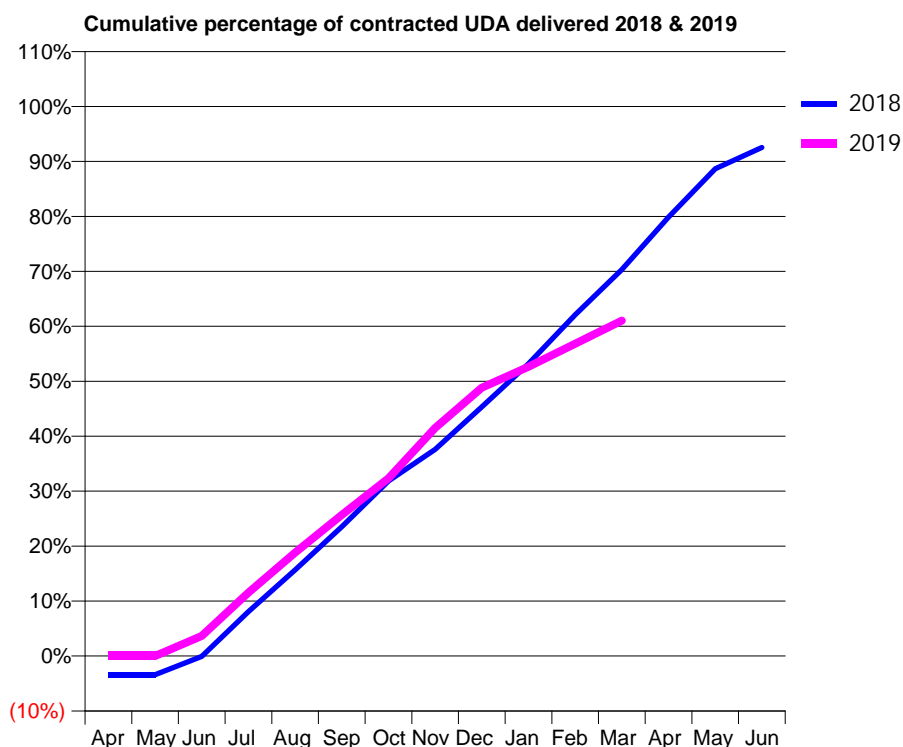
18/19 Contracted general activity (UDA)	13,403
Carry forward general activity (UDA)	0
18/19 Contracted orthodontic activity (UOA)	0
Carry forward orthodontic activity (UOA)	0
Baseline contract value	£349,018.82

ACCESS*

Patients seen in 24 months	Total	Change since previous quarter
Quarter ending March 2018	3,746	
Quarter ending June 2018	3,717	→
Quarter ending September 2018	3,721	→
Quarter ending December 2018	3,730	→
Quarter ending March 2019	3,636	↓
Variance since March 2018	(2.9%)	↓



ACTIVITY



Month	Adjusted Scheduled Activity (UDA)	
	2018	2019
April	-456	0
May	-456	0
June	-13	488
July	1,084	1,551
August	2,102	2,526
September	3,153	3,442
October	4,270	4,334
November	5,039	5,562
December	6,073	6,546
January	7,132	7,058
February	8,324	7,619
March	9,424	8,178
April	10,704	
May	11,883	
June	12,405	

QUALITY

	Quantity	Base Number	Contract	AT	Region	England
% of FP17s for the same patient ID Re-attending within 3 months - Children	40	933	4.3%	8.9%	11.3%	11.8%
% of FP17s for the same patient ID Re-attending within 3 months - Adults	595	4,800	12.4%	13.1%	15.4%	15.7%
% of FP17s for the same patient ID Re-attending between 3 & 9 months - Children	615	933	65.9%	62.1%	61.3%	58.9%
% of FP17s for the same patient ID Re-attending between 3 & 9 months - Adults	3,218	4,800	67.0%	52.3%	52.1%	50.8%
% of FP17s for Band 1 Urgent Courses	118	4,604	2.6%	8.4%	9.5%	9.1%
% of FP17s Relating to Free Repair or Replacements	63	4,604	1.4%	0.7%	0.6%	0.8%
% of FP17s Relating to Continuations	38	4,604	0.8%	0.7%	0.8%	0.9%
% of Patients satisfied with the dentistry they have received	5	6	N/A	93.4%	92.4%	92.5%
% of Patients satisfied with the time they had to wait for an appointment	5	6	N/A	85.3%	86.3%	87.0%

* This is based on patients treated on this contract for their most recent course of treatment. Figures in italics indicate the base number of FP17s or Patient Questionnaire responses are less than 100. N/A is shown where the base number of responses is less than 10 during the period. % is calculated as Quantity/Base number*100

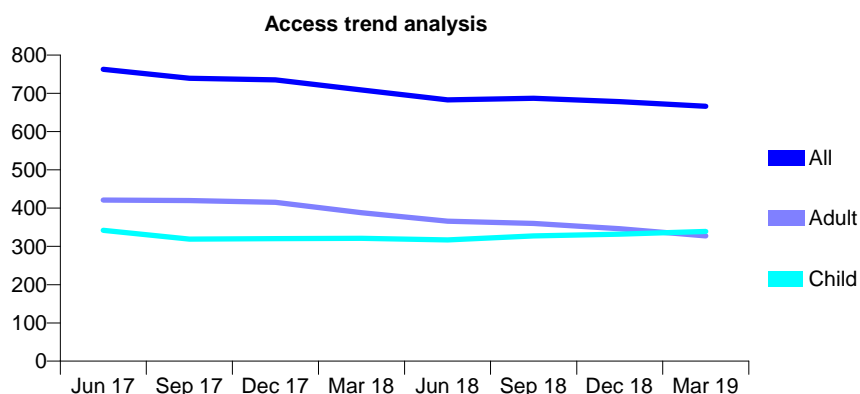
Q64 - Vital Signs At a Glance Contract Report for 997439/0001 - March 2019

Name or company name	Charlton Road Dental Surgery
Contract type name	GDS Contract
Purpose of contract	General
Contract start date	01/04/2006
Contract end date	

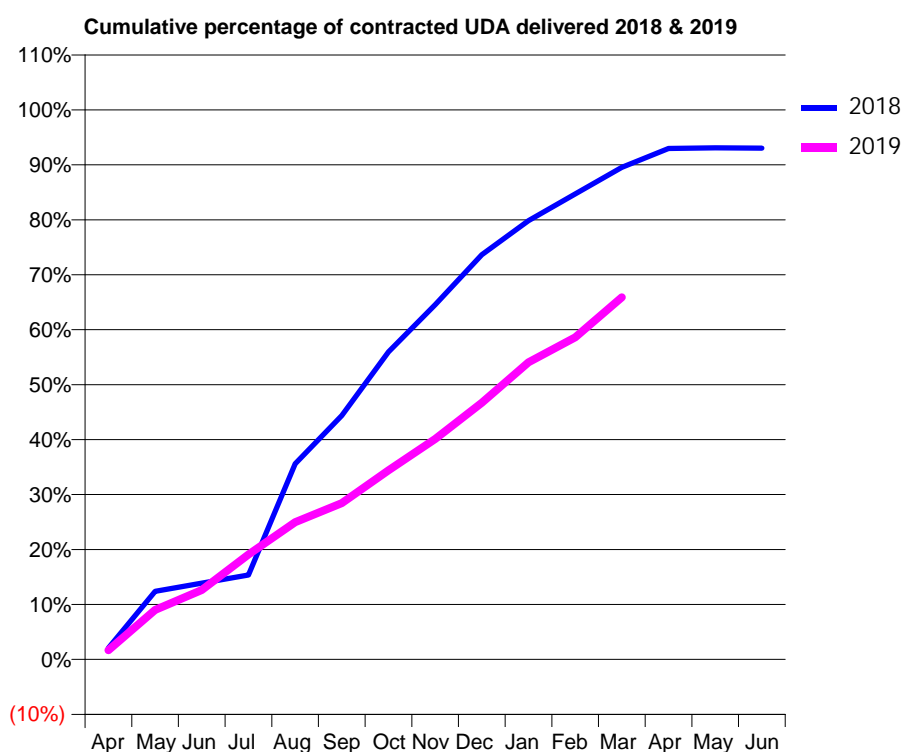
18/19 Contracted general activity (UDA)	2,200
Carry forward general activity (UDA)	0
18/19 Contracted orthodontic activity (UOA)	0
Carry forward orthodontic activity (UOA)	0
Baseline contract value	£47,900.59

ACCESS*

Patients seen in 24 months	Total	Change since previous quarter
Quarter ending March 2018	709	
Quarter ending June 2018	683	↓
Quarter ending September 2018	687	→
Quarter ending December 2018	678	↓
Quarter ending March 2019	666	↓
Variance since March 2018	(6.1%)	↓



ACTIVITY



Month	2018	2019
April	47	37
May	280	199
June	313	278
July	347	420
August	803	549
September	1,001	626
October	1,261	757
November	1,455	883
December	1,661	1,027
January	1,801	1,189
February	1,910	1,289
March	2,019	1,450
April	2,097	
May	2,099	
June	2,098	

QUALITY

	Quantity	Base Number	Contract	AT	Region	England
% of FP17s for the same patient ID Re-attending within 3 months - Children	35	520	6.7%	8.9%	11.3%	11.8%
% of FP17s for the same patient ID Re-attending within 3 months - Adults	48	324	14.8%	13.1%	15.4%	15.7%
% of FP17s for the same patient ID Re-attending between 3 & 9 months - Children	333	520	64.0%	62.1%	61.3%	58.9%
% of FP17s for the same patient ID Re-attending between 3 & 9 months - Adults	181	324	55.9%	52.3%	52.1%	50.8%
% of FP17s for Band 1 Urgent Courses	37	771	4.8%	8.4%	9.5%	9.1%
% of FP17s Relating to Free Repair or Replacements	1	771	0.1%	0.7%	0.6%	0.8%
% of FP17s Relating to Continuations	0	771	0.0%	0.7%	0.8%	0.9%
% of Patients satisfied with the dentistry they have received	0	0	N/A	93.4%	92.4%	92.5%
% of Patients satisfied with the time they had to wait for an appointment	0	0	N/A	85.3%	86.3%	87.0%

* This is based on patients treated on this contract for their most recent course of treatment. Figures in italics indicate the base number of FP17s or Patient Questionnaire responses are less than 100. N/A is shown where the base number of responses is less than 10 during the period. % is calculated as Quantity/Base number*100

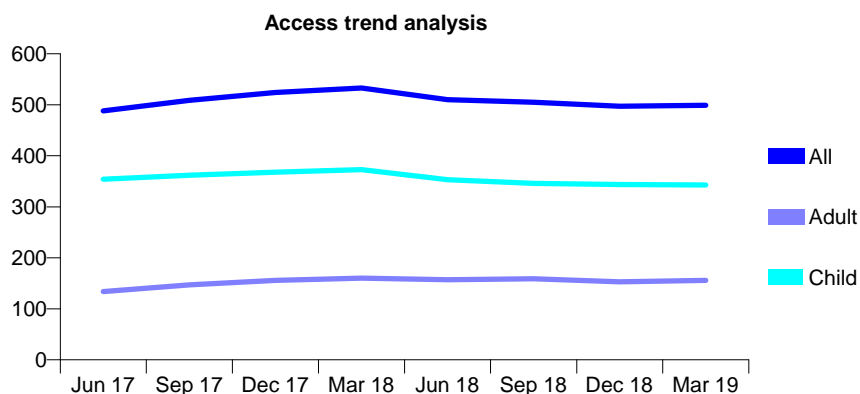
Q65 - Vital Signs At a Glance Contract Report for 100026/0000 - March 2019

Name or company name	Family Dental Practice
Contract type name	GDS Contract
Purpose of contract	General
Contract start date	01/02/2016
Contract end date	

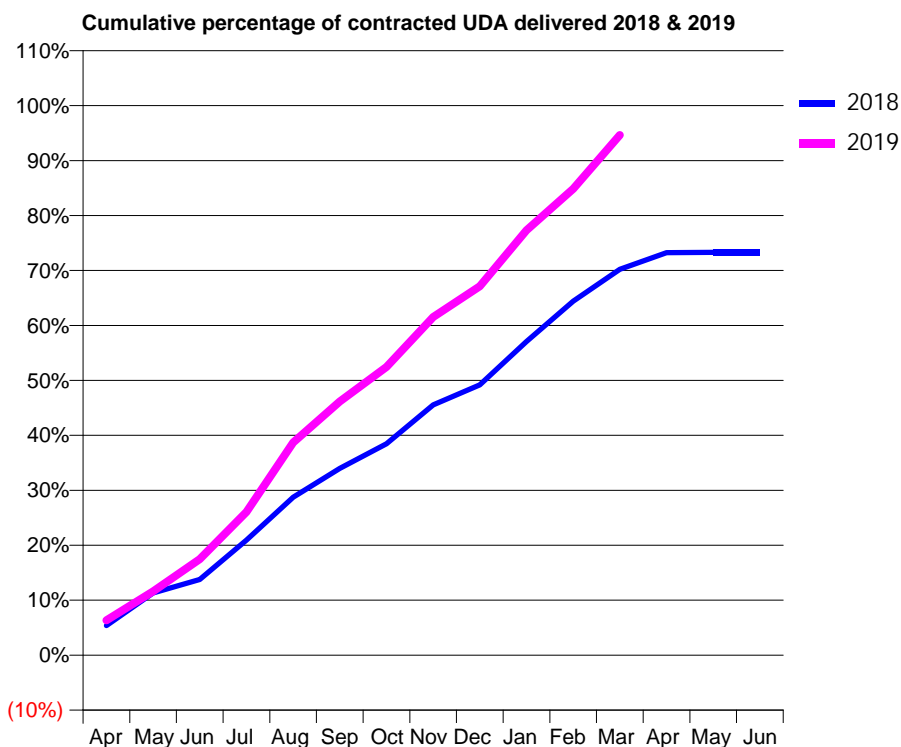
18/19 Contracted general activity (UDA)	1,359
Carry forward general activity (UDA)	0
18/19 Contracted orthodontic activity (UOA)	0
Carry forward orthodontic activity (UOA)	0
Baseline contract value	£36,160.95

ACCESS*

Patients seen in 24 months	Total	Change since previous quarter
Quarter ending March 2018	533	
Quarter ending June 2018	510	↓
Quarter ending September 2018	505	→
Quarter ending December 2018	497	↓
Quarter ending March 2019	499	→
Variance since March 2018	(6.4%)	↓



ACTIVITY



Month	Adjusted Scheduled Activity (UDA)	
	2018	2019
April	100	86
May	210	158
June	256	238
July	389	354
August	534	526
September	632	627
October	715	713
November	847	836
December	914	912
January	1,061	1,050
February	1,197	1,153
March	1,305	1,286
April	1,361	
May	1,362	
June	1,362	

QUALITY

	Quantity	Base Number	Contract	AT	Region	England
% of FP17s for the same patient ID Re-attending within 3 months - Children	97	695	14.0%	9.5%	11.3%	11.8%
% of FP17s for the same patient ID Re-attending within 3 months - Adults	34	188	18.1%	13.9%	15.4%	15.7%
% of FP17s for the same patient ID Re-attending between 3 & 9 months - Children	473	695	68.1%	62.0%	61.3%	58.9%
% of FP17s for the same patient ID Re-attending between 3 & 9 months - Adults	94	188	50.0%	52.8%	52.1%	50.8%
% of FP17s for Band 1 Urgent Courses	32	844	3.8%	8.8%	9.5%	9.1%
% of FP17s Relating to Free Repair or Replacements	1	844	0.1%	0.8%	0.6%	0.8%
% of FP17s Relating to Continuations	0	844	0.0%	1.0%	0.8%	0.9%
% of Patients satisfied with the dentistry they have received	1	1	N/A	92.3%	92.4%	92.5%
% of Patients satisfied with the time they had to wait for an appointment	1	1	N/A	89.7%	86.3%	87.0%

* This is based on patients treated on this contract for their most recent course of treatment. Figures in italics indicate the base number of FP17s or Patient Questionnaire responses are less than 100. N/A is shown where the base number of responses is less than 10 during the period. % is calculated as Quantity/Base number*100

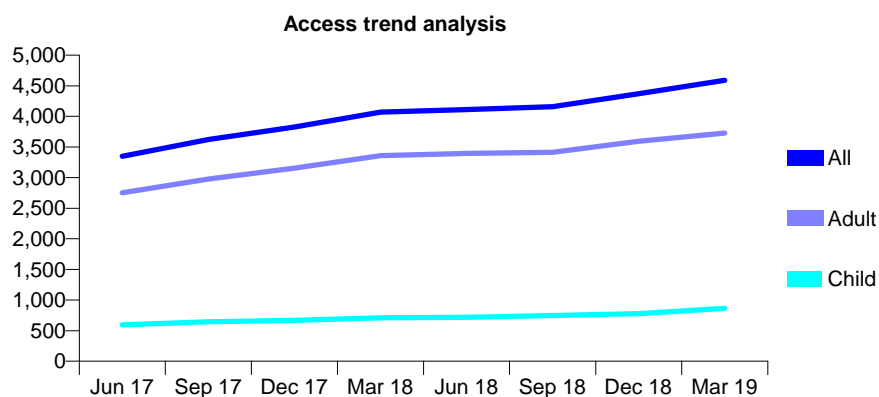
Q65 - Vital Signs At a Glance Contract Report for 100027/0000 - March 2019

Name or company name	Lympsham Dental Partnership
Contract type name	GDS Contract
Purpose of contract	General
Contract start date	01/02/2016
Contract end date	

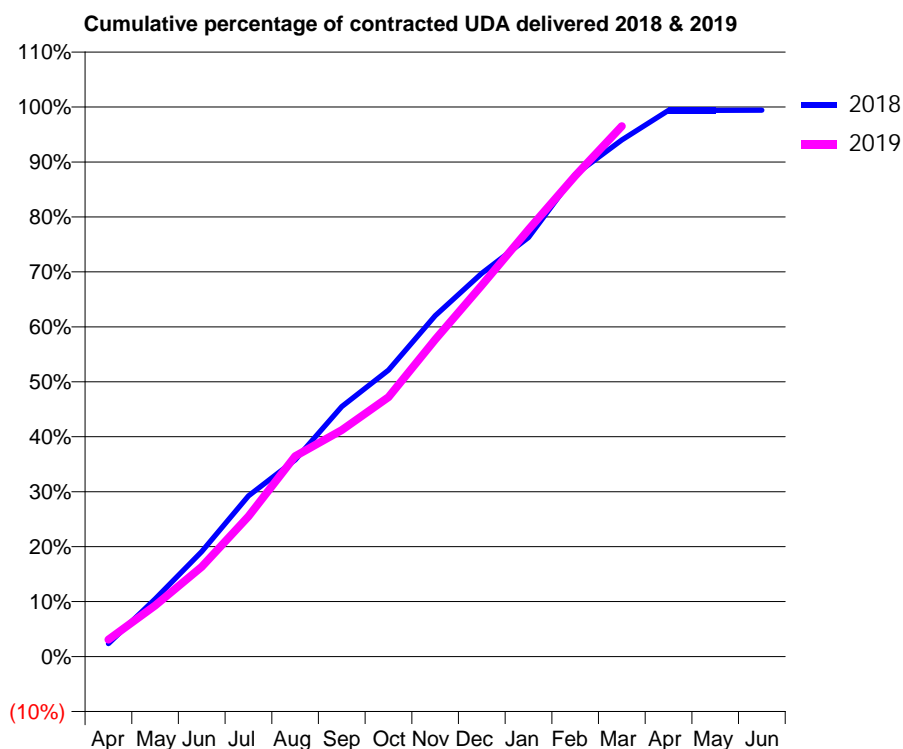
18/19 Contracted general activity (UDA)	13,238
Carry forward general activity (UDA)	79
18/19 Contracted orthodontic activity (UOA)	0
Carry forward orthodontic activity (UOA)	0
Baseline contract value	£312,991.92

ACCESS*

Patients seen in 24 months	Total	Change since previous quarter
Quarter ending March 2018	4,071	
Quarter ending June 2018	4,113	→
Quarter ending September 2018	4,160	→
Quarter ending December 2018	4,372	↑
Quarter ending March 2019	4,591	↑
Variance since March 2018	12.8%	↑



ACTIVITY



Month	Adjusted Scheduled Activity (UDA)	
	2018	2019
April	315	410
May	1,388	1,230
June	2,530	2,164
July	3,870	3,377
August	4,738	4,828
September	6,022	5,457
October	6,900	6,251
November	8,210	7,639
December	9,235	8,943
January	10,096	10,285
February	11,613	11,579
March	12,443	12,775
April	13,156	
May	13,157	
June	13,159	

QUALITY

	Quantity	Base Number	Contract	AT	Region	England
% of FP17s for the same patient ID Re-attending within 3 months - Children	35	1,109	3.2%	9.5%	11.3%	11.8%
% of FP17s for the same patient ID Re-attending within 3 months - Adults	398	4,693	8.5%	13.9%	15.4%	15.7%
% of FP17s for the same patient ID Re-attending between 3 & 9 months - Children	462	1,109	41.7%	62.0%	61.3%	58.9%
% of FP17s for the same patient ID Re-attending between 3 & 9 months - Adults	1,833	4,693	39.1%	52.8%	52.1%	50.8%
% of FP17s for Band 1 Urgent Courses	302	5,519	5.5%	8.8%	9.5%	9.1%
% of FP17s Relating to Free Repair or Replacements	33	5,519	0.6%	0.8%	0.6%	0.8%
% of FP17s Relating to Continuations	21	5,519	0.4%	1.0%	0.8%	0.9%
% of Patients satisfied with the dentistry they have received	3	4	N/A	92.3%	92.4%	92.5%
% of Patients satisfied with the time they had to wait for an appointment	3	4	N/A	89.7%	86.3%	87.0%

* This is based on patients treated on this contract for their most recent course of treatment. Figures in italics indicate the base number of FP17s or Patient Questionnaire responses are less than 100. N/A is shown where the base number of responses is less than 10 during the period. % is calculated as Quantity/Base number*100

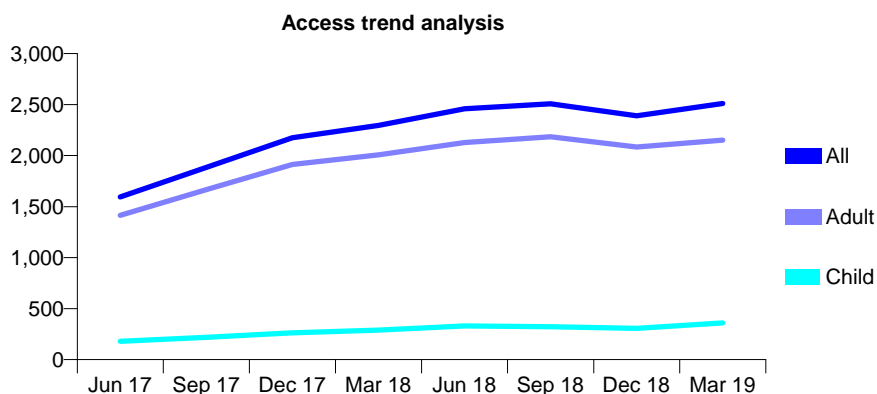
Q65 - Vital Signs At a Glance Contract Report for 100030/0000 - March 2019

Name or company name	Burnham House Dental Partnership
Contract type name	GDS Contract
Purpose of contract	General
Contract start date	01/02/2016
Contract end date	

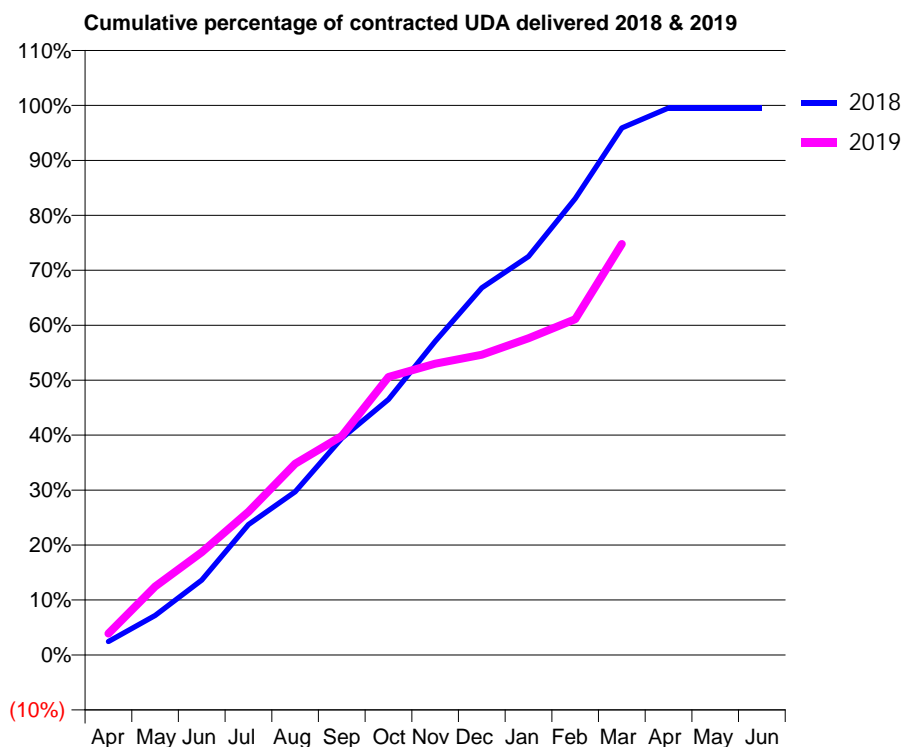
18/19 Contracted general activity (UDA)	8,740
Carry forward general activity (UDA)	41
18/19 Contracted orthodontic activity (UOA)	0
Carry forward orthodontic activity (UOA)	0
Baseline contract value	£168,651.95

ACCESS*

Patients seen in 24 months	Total	Change since previous quarter
Quarter ending March 2018	2,296	
Quarter ending June 2018	2,459	↑
Quarter ending September 2018	2,508	→
Quarter ending December 2018	2,390	↓
Quarter ending March 2019	2,512	↑
Variance since March 2018	9.4%	↑



ACTIVITY



Month	Adjusted Scheduled Activity (UDA)	
	2018	2019
April	213	341
May	628	1,089
June	1,192	1,634
July	2,076	2,278
August	2,596	3,040
September	3,445	3,481
October	4,064	4,421
November	4,990	4,634
December	5,837	4,776
January	6,335	5,036
February	7,260	5,340
March	8,381	6,536
April	8,699	
May	8,699	
June	8,699	

QUALITY

	Quantity	Base Number	Contract	AT	Region	England
% of FP17s for the same patient ID Re-attending within 3 months - Children	10	473	2.1%	9.5%	11.3%	11.8%
% of FP17s for the same patient ID Re-attending within 3 months - Adults	271	2,906	9.3%	13.9%	15.4%	15.7%
% of FP17s for the same patient ID Re-attending between 3 & 9 months - Children	132	473	27.9%	62.0%	61.3%	58.9%
% of FP17s for the same patient ID Re-attending between 3 & 9 months - Adults	1,067	2,906	36.7%	52.8%	52.1%	50.8%
% of FP17s for Band 1 Urgent Courses	291	3,253	8.9%	8.8%	9.5%	9.1%
% of FP17s Relating to Free Repair or Replacements	74	3,253	2.3%	0.8%	0.6%	0.8%
% of FP17s Relating to Continuations	23	3,253	0.7%	1.0%	0.8%	0.9%
% of Patients satisfied with the dentistry they have received	2	2	N/A	92.3%	92.4%	92.5%
% of Patients satisfied with the time they had to wait for an appointment	2	2	N/A	89.7%	86.3%	87.0%

* This is based on patients treated on this contract for their most recent course of treatment.

Figures in italics indicate the base number of FP17s or Patient Questionnaire responses are less than 100. N/A is shown where the base number of responses is less than 10 during the period. % is calculated as Quantity/Base number*100

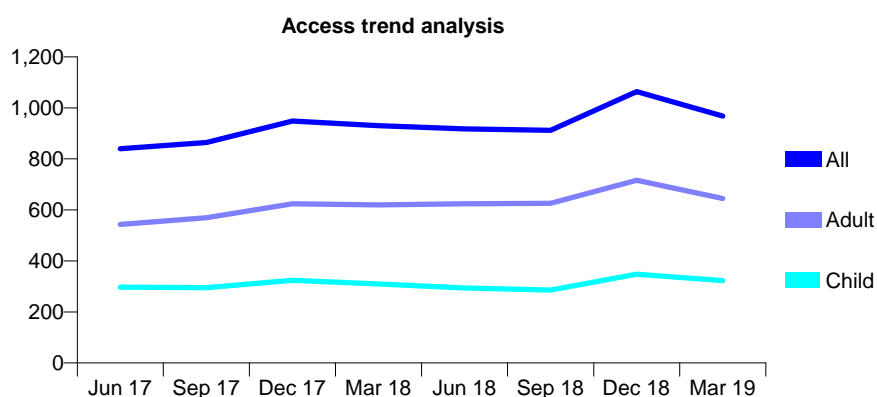
Q65 - Vital Signs At a Glance Contract Report for 100031/0000 - March 2019

Name or company name	Mr RK Hughes
Contract type name	GDS Contract
Purpose of contract	General
Contract start date	10/03/2016
Contract end date	

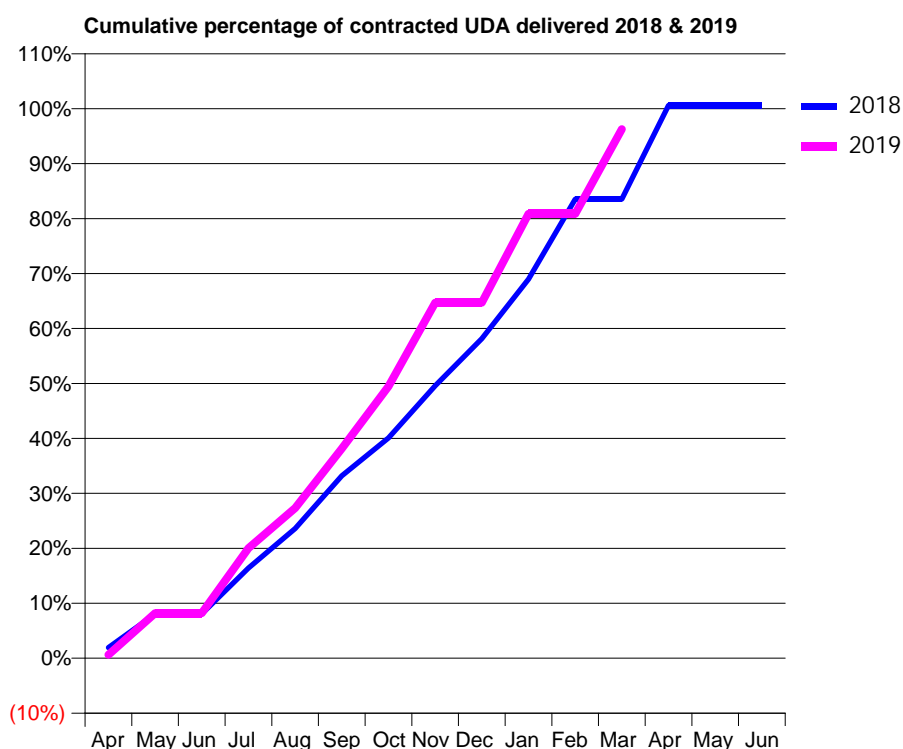
18/19 Contracted general activity (UDA)	2,268
Carry forward general activity (UDA)	-14
18/19 Contracted orthodontic activity (UOA)	0
Carry forward orthodontic activity (UOA)	0
Baseline contract value	£54,265.42

ACCESS*

Patients seen in 24 months	Total	Change since previous quarter
Quarter ending March 2018	930	
Quarter ending June 2018	918	↓
Quarter ending September 2018	912	→
Quarter ending December 2018	1,064	↑
Quarter ending March 2019	968	↓
Variance since March 2018	4.1%	↑



ACTIVITY



Month	2018	2019
April	44	14
May	183	186
June	183	186
July	372	454
August	535	620
September	753	865
October	909	1,122
November	1,125	1,468
December	1,318	1,468
January	1,564	1,833
February	1,895	1,833
March	1,895	2,183
April	2,282	
May	2,282	
June	2,282	

QUALITY

	Quantity	Base Number	Contract	AT	Region	England
% of FP17s for the same patient ID Re-attending within 3 months - Children	37	604	6.1%	9.5%	11.3%	11.8%
% of FP17s for the same patient ID Re-attending within 3 months - Adults	118	1,104	10.7%	13.9%	15.4%	15.7%
% of FP17s for the same patient ID Re-attending between 3 & 9 months - Children	315	604	52.2%	62.0%	61.3%	58.9%
% of FP17s for the same patient ID Re-attending between 3 & 9 months - Adults	598	1,104	54.2%	52.8%	52.1%	50.8%
% of FP17s for Band 1 Urgent Courses	96	1,469	6.5%	8.8%	9.5%	9.1%
% of FP17s Relating to Free Repair or Replacements	8	1,469	0.5%	0.8%	0.6%	0.8%
% of FP17s Relating to Continuations	8	1,469	0.5%	1.0%	0.8%	0.9%
% of Patients satisfied with the dentistry they have received	1	1	N/A	92.3%	92.4%	92.5%
% of Patients satisfied with the time they had to wait for an appointment	1	1	N/A	89.7%	86.3%	87.0%

* This is based on patients treated on this contract for their most recent course of treatment.

Figures in italics indicate the base number of FP17s or Patient Questionnaire responses are less than 100. N/A is shown where the base number of responses is less than 10 during the period. % is calculated as Quantity/Base number*100

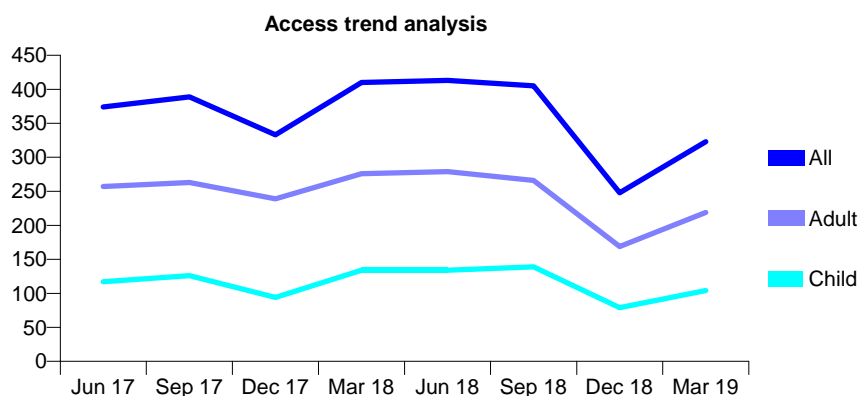
Q65 - Vital Signs At a Glance Contract Report for 100032/0000 - March 2019

Name or company name	Mr RK Hughes
Contract type name	GDS Contract
Purpose of contract	General
Contract start date	10/03/2016
Contract end date	

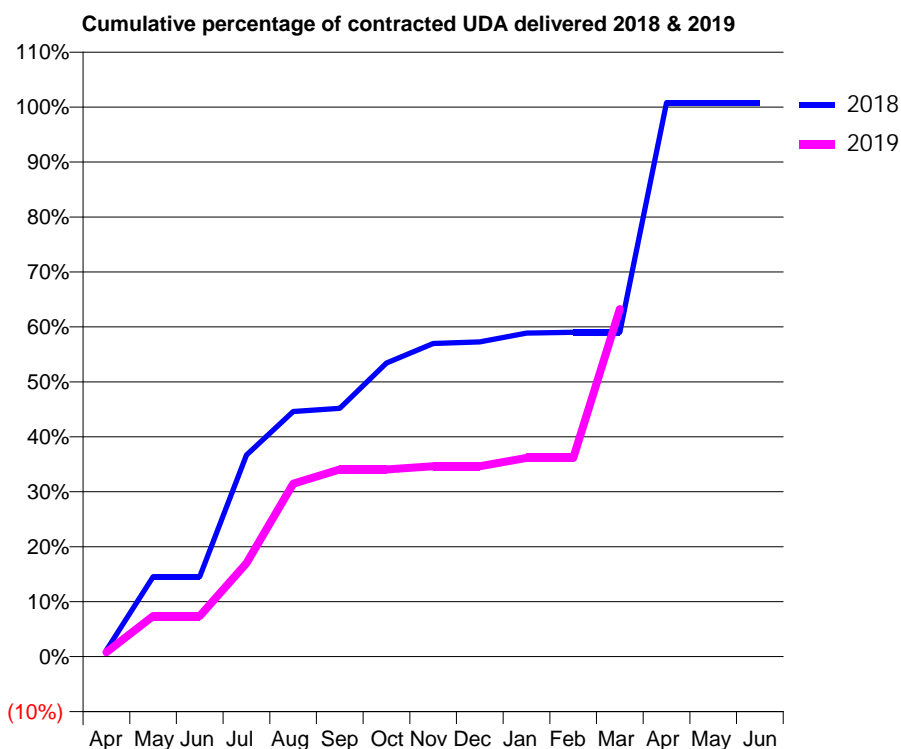
18/19 Contracted general activity (UDA)	850
Carry forward general activity (UDA)	-7
18/19 Contracted orthodontic activity (UOA)	0
Carry forward orthodontic activity (UOA)	0
Baseline contract value	£17,877.26

ACCESS*

Patients seen in 24 months	Total	Change since previous quarter
Quarter ending March 2018	410	
Quarter ending June 2018	413	→
Quarter ending September 2018	405	↓
Quarter ending December 2018	248	↓
Quarter ending March 2019	323	↑
Variance since March 2018	(21.2%)	↓



ACTIVITY



Month	Adjusted Scheduled Activity (UDA)	
	2018	2019
April	10	7
May	124	63
June	124	63
July	312	144
August	379	267
September	384	289
October	454	289
November	484	294
December	487	294
January	501	307
February	502	307
March	502	537
April	857	
May	857	
June	857	

QUALITY

	Quantity	Base Number	Contract	AT	Region	England
% of FP17s for the same patient ID Re-attending within 3 months - Children	7	225	3.1%	9.5%	11.3%	11.8%
% of FP17s for the same patient ID Re-attending within 3 months - Adults	12	347	3.5%	13.9%	15.4%	15.7%
% of FP17s for the same patient ID Re-attending between 3 & 9 months - Children	42	225	18.7%	62.0%	61.3%	58.9%
% of FP17s for the same patient ID Re-attending between 3 & 9 months - Adults	54	347	15.6%	52.8%	52.1%	50.8%
% of FP17s for Band 1 Urgent Courses	12	336	3.6%	8.8%	9.5%	9.1%
% of FP17s Relating to Free Repair or Replacements	2	336	0.6%	0.8%	0.6%	0.8%
% of FP17s Relating to Continuations	3	336	0.9%	1.0%	0.8%	0.9%
% of Patients satisfied with the dentistry they have received	1	1	N/A	92.3%	92.4%	92.5%
% of Patients satisfied with the time they had to wait for an appointment	1	1	N/A	89.7%	86.3%	87.0%

* This is based on patients treated on this contract for their most recent course of treatment. Figures in italics indicate the base number of FP17s or Patient Questionnaire responses are less than 100. N/A is shown where the base number of responses is less than 10 during the period. % is calculated as Quantity/Base number*100

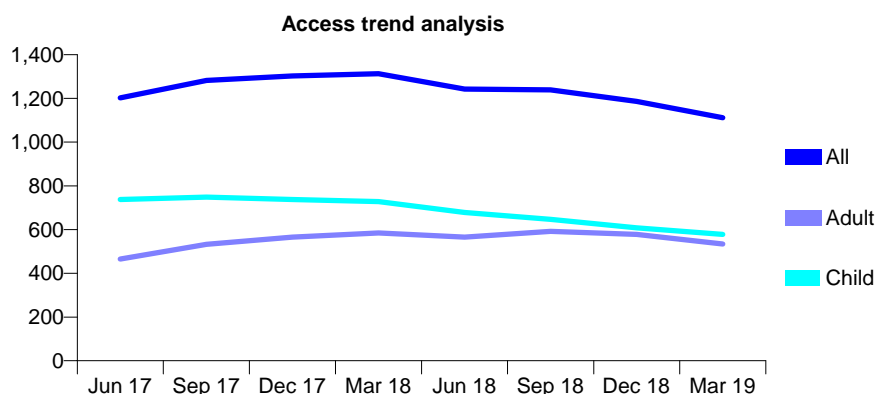
Q65 - Vital Signs At a Glance Contract Report for 100071/0000 - March 2019

Name or company name	Yarde House Partnership
Contract type name	GDS Contract
Purpose of contract	General
Contract start date	24/03/2016
Contract end date	

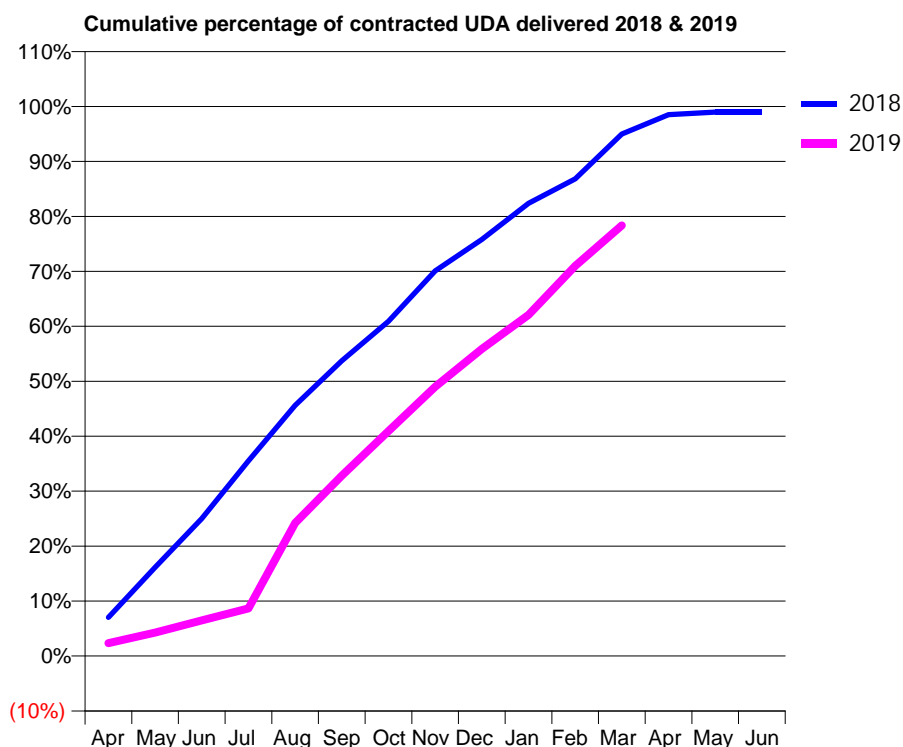
18/19 Contracted general activity (UDA)	2,600
Carry forward general activity (UDA)	27
18/19 Contracted orthodontic activity (UOA)	0
Carry forward orthodontic activity (UOA)	0
Baseline contract value	£65,481.76

ACCESS*

Patients seen in 24 months	Total	Change since previous quarter
Quarter ending March 2018	1,313	
Quarter ending June 2018	1,243	↓
Quarter ending September 2018	1,239	→
Quarter ending December 2018	1,186	↓
Quarter ending March 2019	1,112	↓
Variance since March 2018	(15.3%)	↓



ACTIVITY



Month	Adjusted Scheduled Activity (UDA)	
	2018	2019
April	183	61
May	420	111
June	650	169
July	924	226
August	1,186	629
September	1,397	853
October	1,583	1,064
November	1,822	1,274
December	1,971	1,453
January	2,142	1,614
February	2,257	1,846
March	2,470	2,037
April	2,561	
May	2,573	
June	2,573	

QUALITY

	Quantity	Base Number	Contract	AT	Region	England
% of FP17s for the same patient ID Re-attending within 3 months - Children	32	868	3.7%	9.5%	11.3%	11.8%
% of FP17s for the same patient ID Re-attending within 3 months - Adults	69	629	11.0%	13.9%	15.4%	15.7%
% of FP17s for the same patient ID Re-attending between 3 & 9 months - Children	566	868	65.2%	62.0%	61.3%	58.9%
% of FP17s for the same patient ID Re-attending between 3 & 9 months - Adults	327	629	52.0%	52.8%	52.1%	50.8%
% of FP17s for Band 1 Urgent Courses	82	1,415	5.8%	8.8%	9.5%	9.1%
% of FP17s Relating to Free Repair or Replacements	6	1,415	0.4%	0.8%	0.6%	0.8%
% of FP17s Relating to Continuations	1	1,415	0.1%	1.0%	0.8%	0.9%
% of Patients satisfied with the dentistry they have received	3	3	N/A	92.3%	92.4%	92.5%
% of Patients satisfied with the time they had to wait for an appointment	2	3	N/A	89.7%	86.3%	87.0%

* This is based on patients treated on this contract for their most recent course of treatment. Figures in italics indicate the base number of FP17s or Patient Questionnaire responses are less than 100. N/A is shown where the base number of responses is less than 10 during the period. % is calculated as Quantity/Base number*100

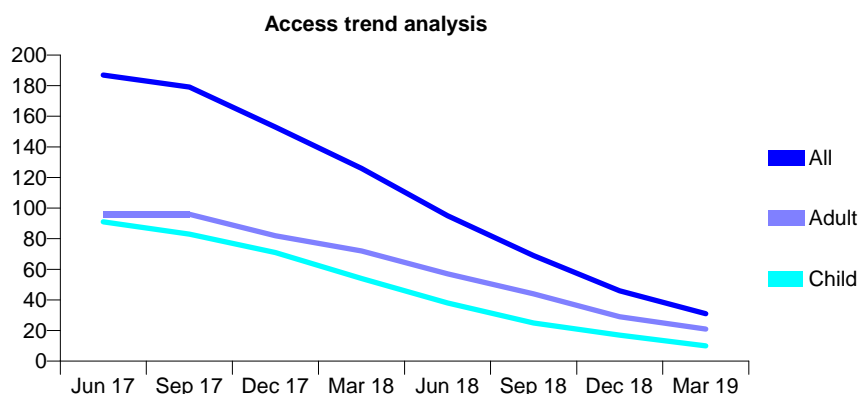
Q65 - Vital Signs At a Glance Contract Report for 100077/0000 - March 2019

Name or company name	Church Road Dental Clinic
Contract type name	GDS Contract
Purpose of contract	General
Contract start date	01/04/2016
Contract end date	

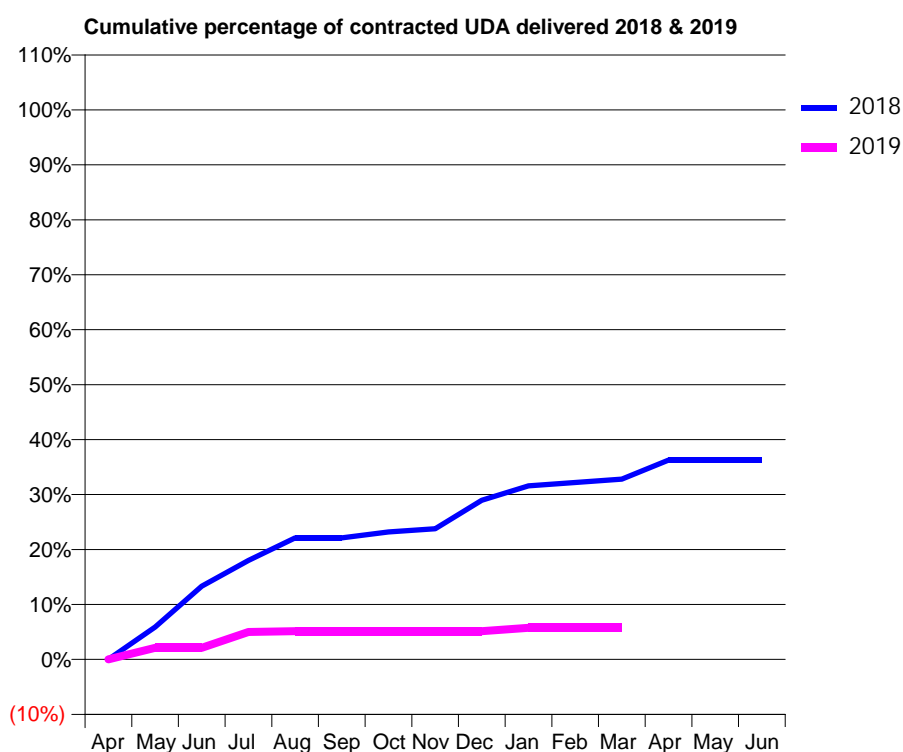
18/19 Contracted general activity (UDA)	660
Carry forward general activity (UDA)	0
18/19 Contracted orthodontic activity (UOA)	0
Carry forward orthodontic activity (UOA)	0
Baseline contract value	£15,735.42

ACCESS*

Patients seen in 24 months	Total	Change since previous quarter
Quarter ending March 2018	126	
Quarter ending June 2018	95	↓
Quarter ending September 2018	69	↓
Quarter ending December 2018	46	↓
Quarter ending March 2019	31	↓
Variance since March 2018	(75.4%)	↓



ACTIVITY



Month	Adjusted Scheduled Activity (UDA)	
	2018	2019
April	0	0
May	39	14
June	88	14
July	119	33
August	146	34
September	146	34
October	153	34
November	157	34
December	191	34
January	208	38
February	212	38
March	216	38
April	239	
May	239	
June	239	

QUALITY

	Quantity	Base Number	Contract	AT	Region	England
% of FP17s for the same patient ID Re-attending within 3 months - Children	0	9	0.0%	9.5%	11.3%	11.8%
% of FP17s for the same patient ID Re-attending within 3 months - Adults	0	16	0.0%	13.9%	15.4%	15.7%
% of FP17s for the same patient ID Re-attending between 3 & 9 months - Children	1	9	11.1%	62.0%	61.3%	58.9%
% of FP17s for the same patient ID Re-attending between 3 & 9 months - Adults	0	16	0.0%	52.8%	52.1%	50.8%
% of FP17s for Band 1 Urgent Courses	0	19	0.0%	8.8%	9.5%	9.1%
% of FP17s Relating to Free Repair or Replacements	0	19	0.0%	0.8%	0.6%	0.8%
% of FP17s Relating to Continuations	0	19	0.0%	1.0%	0.8%	0.9%
% of Patients satisfied with the dentistry they have received	0	0	N/A	92.3%	92.4%	92.5%
% of Patients satisfied with the time they had to wait for an appointment	0	0	N/A	89.7%	86.3%	87.0%

* This is based on patients treated on this contract for their most recent course of treatment. Figures in italics indicate the base number of FP17s or Patient Questionnaire responses are less than 100. N/A is shown where the base number of responses is less than 10 during the period. % is calculated as Quantity/Base number*100

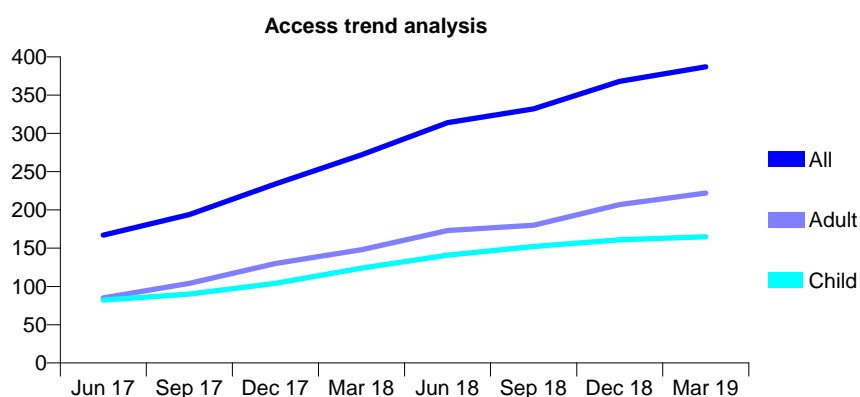
Q65 - Vital Signs At a Glance Contract Report for 100078/0000 - March 2019

Name or company name	Church Road Dental Clinic
Contract type name	GDS Contract
Purpose of contract	General
Contract start date	01/04/2016
Contract end date	

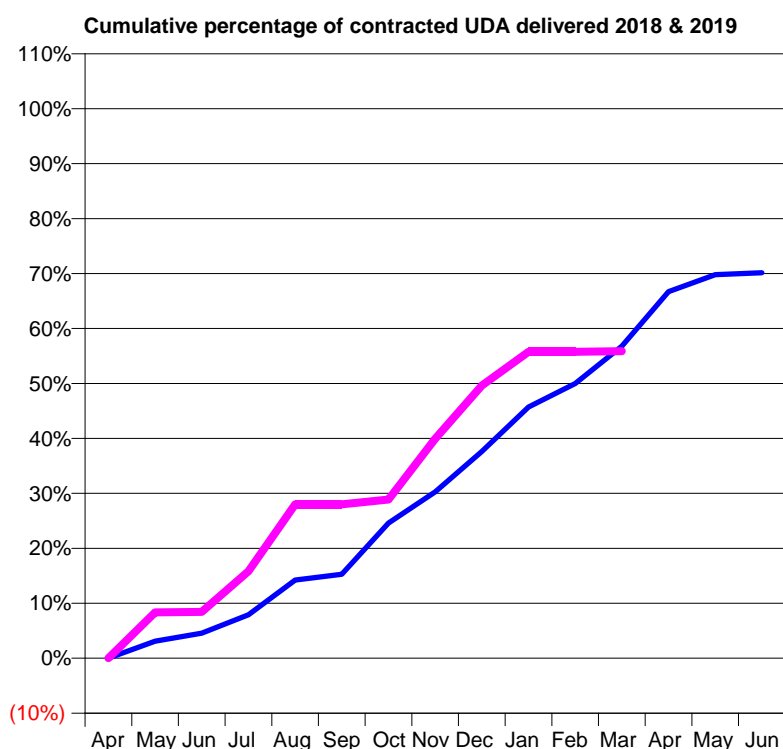
18/19 Contracted general activity (UDA)	900
Carry forward general activity (UDA)	0
18/19 Contracted orthodontic activity (UOA)	0
Carry forward orthodontic activity (UOA)	0
Baseline contract value	£23,631.95

ACCESS*

Patients seen in 24 months	Total	Change since previous quarter
Quarter ending March 2018	272	
Quarter ending June 2018	314	↑
Quarter ending September 2018	332	↑
Quarter ending December 2018	368	↑
Quarter ending March 2019	387	↑
Variance since March 2018	42.3%	↑



ACTIVITY



Month	2018	2019
April	0	0
May	28	75
June	41	76
July	71	143
August	128	252
September	137	252
October	221	260
November	272	359
December	338	447
January	411	502
February	450	502
March	511	503
April	600	
May	628	
June	631	

QUALITY

	Quantity	Base Number	Contract	AT	Region	England
% of FP17s for the same patient ID Re-attending within 3 months - Children	8	192	4.2%	9.5%	11.3%	11.8%
% of FP17s for the same patient ID Re-attending within 3 months - Adults	11	209	5.3%	13.9%	15.4%	15.7%
% of FP17s for the same patient ID Re-attending between 3 & 9 months - Children	90	192	46.9%	62.0%	61.3%	58.9%
% of FP17s for the same patient ID Re-attending between 3 & 9 months - Adults	83	209	39.7%	52.8%	52.1%	50.8%
% of FP17s for Band 1 Urgent Courses	10	337	3.0%	8.8%	9.5%	9.1%
% of FP17s Relating to Free Repair or Replacements	0	337	0.0%	0.8%	0.6%	0.8%
% of FP17s Relating to Continuations	0	337	0.0%	1.0%	0.8%	0.9%
% of Patients satisfied with the dentistry they have received	0	0	N/A	92.3%	92.4%	92.5%
% of Patients satisfied with the time they had to wait for an appointment	0	0	N/A	89.7%	86.3%	87.0%

* This is based on patients treated on this contract for their most recent course of treatment.

Figures in italics indicate the base number of FP17s or Patient Questionnaire responses are less than 100. N/A is shown where the base number of responses is less than 10 during the period. % is calculated as Quantity/Base number*100

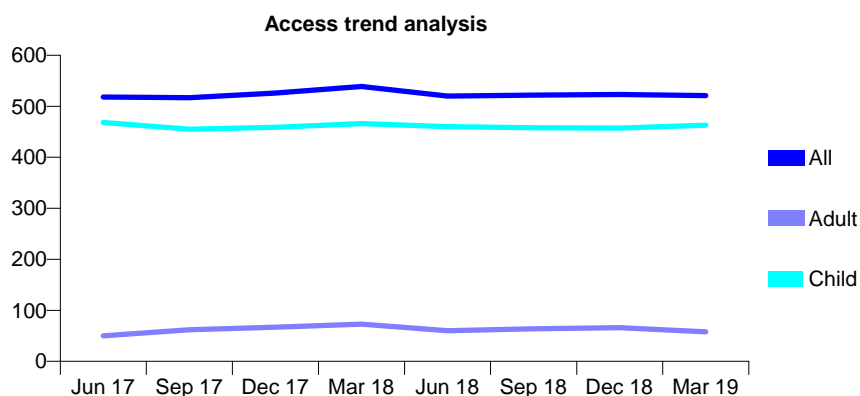
Q65 - Vital Signs At a Glance Contract Report for 100080/0000 - March 2019

Name or company name	Monika Molnar
Contract type name	GDS Contract
Purpose of contract	General
Contract start date	01/04/2016
Contract end date	

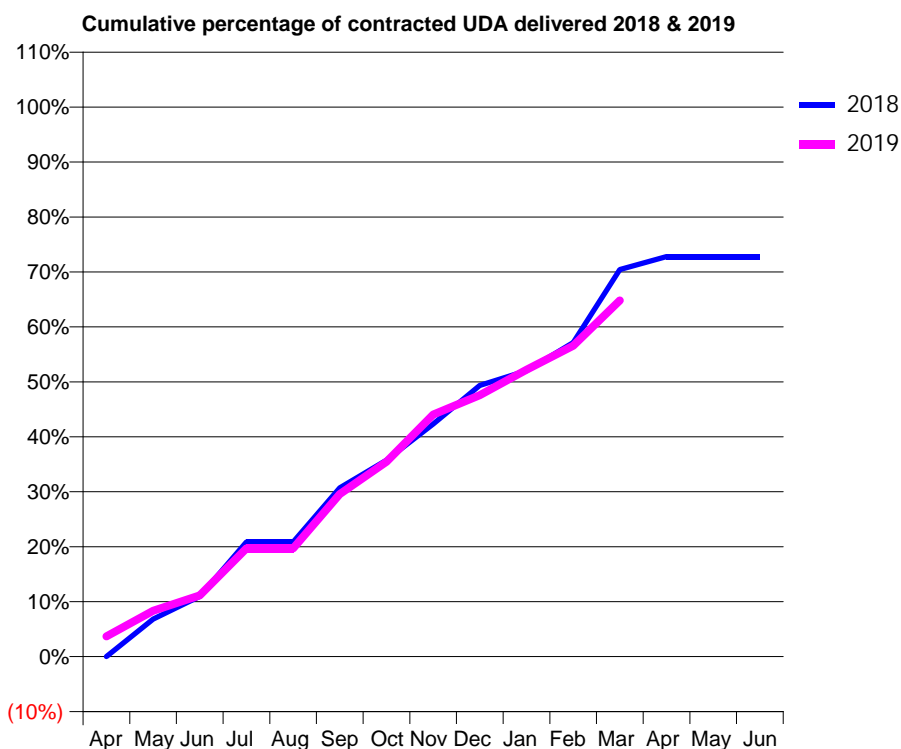
18/19 Contracted general activity (UDA)	1,611
Carry forward general activity (UDA)	0
18/19 Contracted orthodontic activity (UOA)	0
Carry forward orthodontic activity (UOA)	0
Baseline contract value	£37,770.09

ACCESS*

Patients seen in 24 months	Total	Change since previous quarter
Quarter ending March 2018	539	
Quarter ending June 2018	520	↓
Quarter ending September 2018	522	→
Quarter ending December 2018	523	→
Quarter ending March 2019	521	→
Variance since March 2018	(3.3%)	↓



ACTIVITY



Month	Adjusted Scheduled Activity (UDA)	
	2018	2019
April	0	60
May	110	134
June	176	180
July	336	318
August	336	318
September	495	476
October	576	571
November	682	710
December	795	767
January	838	841
February	921	912
March	1,135	1,044
April	1,173	
May	1,173	
June	1,173	

QUALITY

	Quantity	Base Number	Contract	AT	Region	England
% of FP17s for the same patient ID Re-attending within 3 months - Children	78	772	10.1%	9.5%	11.3%	11.8%
% of FP17s for the same patient ID Re-attending within 3 months - Adults	4	27	14.8%	13.9%	15.4%	15.7%
% of FP17s for the same patient ID Re-attending between 3 & 9 months - Children	454	772	58.8%	62.0%	61.3%	58.9%
% of FP17s for the same patient ID Re-attending between 3 & 9 months - Adults	13	27	48.1%	52.8%	52.1%	50.8%
% of FP17s for Band 1 Urgent Courses	37	771	4.8%	8.8%	9.5%	9.1%
% of FP17s Relating to Free Repair or Replacements	0	771	0.0%	0.8%	0.6%	0.8%
% of FP17s Relating to Continuations	0	771	0.0%	1.0%	0.8%	0.9%
% of Patients satisfied with the dentistry they have received	0	0	N/A	92.3%	92.4%	92.5%
% of Patients satisfied with the time they had to wait for an appointment	0	0	N/A	89.7%	86.3%	87.0%

* This is based on patients treated on this contract for their most recent course of treatment. Figures in italics indicate the base number of FP17s or Patient Questionnaire responses are less than 100. N/A is shown where the base number of responses is less than 10 during the period. % is calculated as Quantity/Base number*100

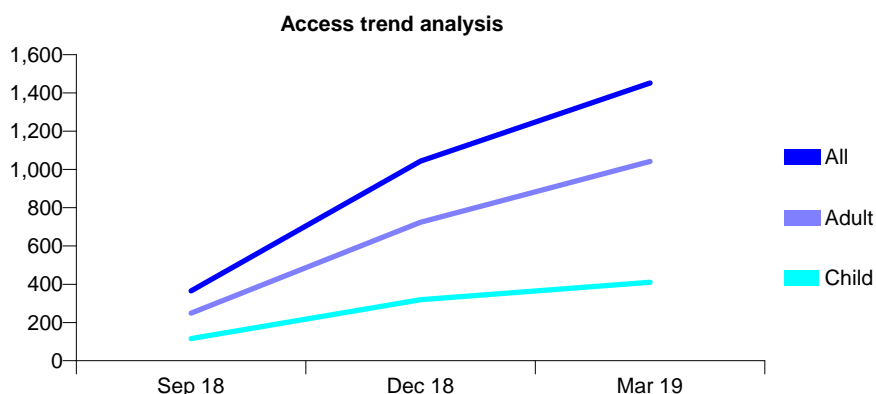
Q65 - Vital Signs At a Glance Contract Report for 100792/0000 - March 2019

Name or company name	Mr MJ Brown
Contract type name	PDS Contract
Purpose of contract	General
Contract start date	01/07/2018
Contract end date	30/06/2020

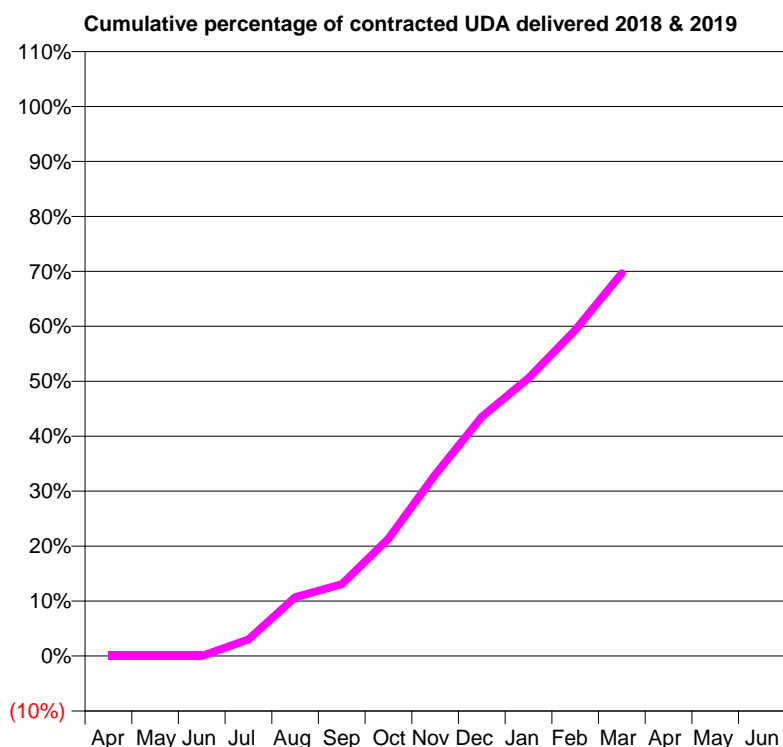
18/19 Contracted general activity (UDA)	6,600
Carry forward general activity (UDA)	0
18/19 Contracted orthodontic activity (UOA)	0
Carry forward orthodontic activity (UOA)	0
Baseline contract value	£167,772.00

ACCESS*

Patients seen in 24 months	Total	Change since previous quarter
Quarter ending March 2018	0	
Quarter ending June 2018	0	
Quarter ending September 2018	365	↑
Quarter ending December 2018	1,043	↑
Quarter ending March 2019	1,452	↑
Variance since March 2018	N/A	



ACTIVITY



Month	Adjusted Scheduled Activity (UDA)	
	2018	2019
April	0	0
May	0	0
June	0	0
July	0	199
August	0	707
September	0	862
October	0	1,410
November	0	2,180
December	0	2,872
January	0	3,337
February	0	3,914
March	0	4,596
April	0	
May	0	
June	0	

QUALITY

	Quantity	Base Number	Contract	AT	Region	England
% of FP17s for the same patient ID Re-attending within 3 months - Children	23	534	4.3%	9.5%	11.3%	11.8%
% of FP17s for the same patient ID Re-attending within 3 months - Adults	106	1,301	8.1%	13.9%	15.4%	15.7%
% of FP17s for the same patient ID Re-attending between 3 & 9 months - Children	26	534	4.9%	62.0%	61.3%	58.9%
% of FP17s for the same patient ID Re-attending between 3 & 9 months - Adults	67	1,301	5.1%	52.8%	52.1%	50.8%
% of FP17s for Band 1 Urgent Courses	144	1,835	7.8%	8.8%	9.5%	9.1%
% of FP17s Relating to Free Repair or Replacements	3	1,835	0.2%	0.8%	0.6%	0.8%
% of FP17s Relating to Continuations	4	1,835	0.2%	1.0%	0.8%	0.9%
% of Patients satisfied with the dentistry they have received	9	11	81.8%	92.3%	92.4%	92.5%
% of Patients satisfied with the time they had to wait for an appointment	11	11	100.0%	89.7%	86.3%	87.0%

* This is based on patients treated on this contract for their most recent course of treatment. Figures in italics indicate the base number of FP17s or Patient Questionnaire responses are less than 100. N/A is shown where the base number of responses is less than 10 during the period. % is calculated as Quantity/Base number*100

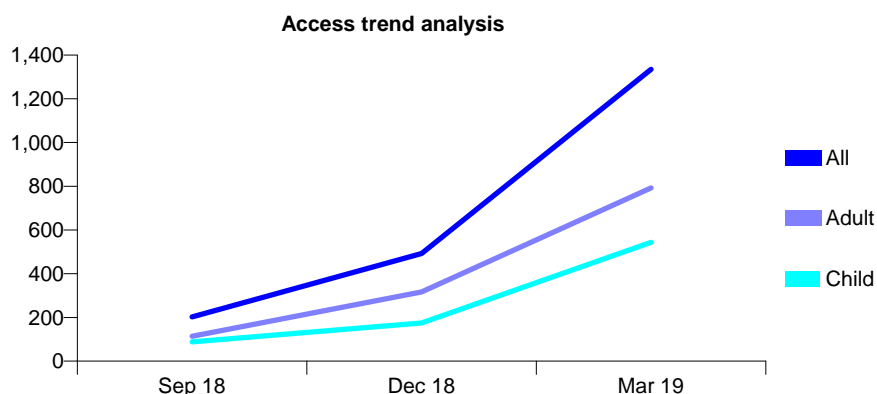
Q65 - Vital Signs At a Glance Contract Report for 100810/0000 - March 2019

Name or company name	Hartcliffe Dental Practice Partnership
Contract type name	GDS Contract
Purpose of contract	General
Contract start date	04/07/2018
Contract end date	

18/19 Contracted general activity (UDA)	11,671
Carry forward general activity (UDA)	0
18/19 Contracted orthodontic activity (UOA)	0
Carry forward orthodontic activity (UOA)	0
Baseline contract value	£235,072.54

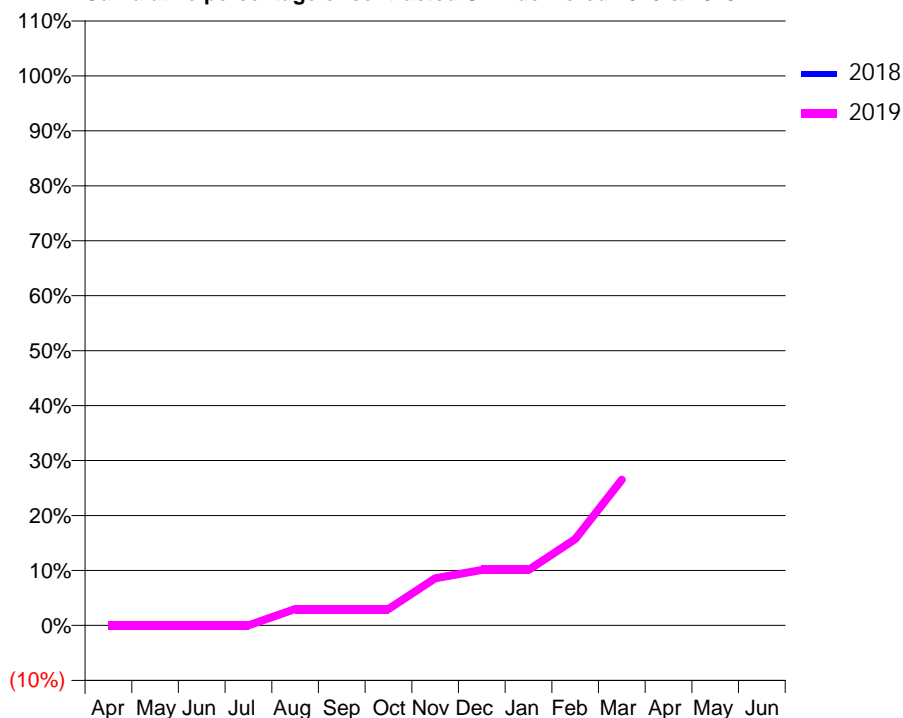
ACCESS*

Patients seen in 24 months	Total	Change since previous quarter
Quarter ending March 2018	0	
Quarter ending June 2018	0	
Quarter ending September 2018	202	↑
Quarter ending December 2018	492	↑
Quarter ending March 2019	1,335	↑
Variance since March 2018	N/A	



ACTIVITY

Cumulative percentage of contracted UDA delivered 2018 & 2019



Month	Adjusted Scheduled Activity (UDA)	
	2018	2019
April	0	0
May	0	0
June	0	0
July	0	0
August	0	350
September	0	350
October	0	350
November	0	1,002
December	0	1,176
January	0	1,176
February	0	1,833
March	0	3,093
April	0	
May	0	
June	0	

QUALITY

	Quantity	Base Number	Contract	AT	Region	England
% of FP17s for the same patient ID Re-attending within 3 months - Children	26	571	4.6%	9.5%	11.3%	11.8%
% of FP17s for the same patient ID Re-attending within 3 months - Adults	74	1,018	7.3%	13.9%	15.4%	15.7%
% of FP17s for the same patient ID Re-attending between 3 & 9 months - Children	34	571	6.0%	62.0%	61.3%	58.9%
% of FP17s for the same patient ID Re-attending between 3 & 9 months - Adults	75	1,018	7.4%	52.8%	52.1%	50.8%
% of FP17s for Band 1 Urgent Courses	332	1,589	20.9%	8.8%	9.5%	9.1%
% of FP17s Relating to Free Repair or Replacements	0	1,589	0.0%	0.8%	0.6%	0.8%
% of FP17s Relating to Continuations	6	1,589	0.4%	1.0%	0.8%	0.9%
% of Patients satisfied with the dentistry they have received	0	0	N/A	92.3%	92.4%	92.5%
% of Patients satisfied with the time they had to wait for an appointment	0	0	N/A	89.7%	86.3%	87.0%

* This is based on patients treated on this contract for their most recent course of treatment.

Figures in italics indicate the base number of FP17s or Patient Questionnaire responses are less than 100. N/A is shown where the base number of responses is less than 10 during the period. % is calculated as Quantity/Base number*100

Q65 - Vital Signs At a Glance Contract Report for 100888/0000 - March 2019


Name or company name	IDH Limited
Contract type name	PDS Contract
Purpose of contract	General
Contract start date	01/11/2018
Contract end date	31/10/2023

18/19 Contracted general activity (UDA)	3,333
Carry forward general activity (UDA)	0
18/19 Contracted orthodontic activity (UOA)	0
Carry forward orthodontic activity (UOA)	0
Baseline contract value	£84,733.33

ACCESS*

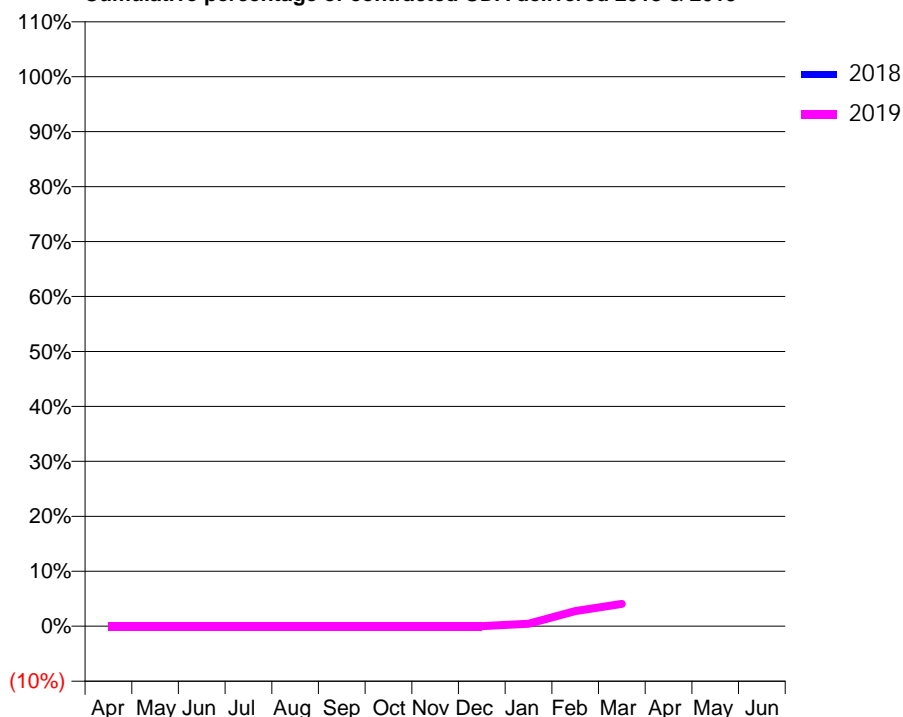
Patients seen in 24 months	Total	Change since previous quarter
Quarter ending March 2018	0	
Quarter ending June 2018	0	
Quarter ending September 2018	0	
Quarter ending December 2018	0	
Quarter ending March 2019	64	
Variance since March 2018	N/A	

Access trend analysis



ACTIVITY

Cumulative percentage of contracted UDA delivered 2018 & 2019



Adjusted Scheduled Activity (UDA)

Month	2018	2019
April	0	0
May	0	0
June	0	0
July	0	0
August	0	0
September	0	0
October	0	0
November	0	0
December	0	0
January	0	15
February	0	92
March	0	135
April	0	
May	0	
June	0	

QUALITY

	Quantity	Base Number	Contract	AT	Region	England
% of FP17s for the same patient ID Re-attending within 3 months - Children	0	1	0.0%	9.5%	11.3%	11.8%
% of FP17s for the same patient ID Re-attending within 3 months - Adults	0	42	0.0%	13.9%	15.4%	15.7%
% of FP17s for the same patient ID Re-attending between 3 & 9 months - Children	0	1	0.0%	62.0%	61.3%	58.9%
% of FP17s for the same patient ID Re-attending between 3 & 9 months - Adults	0	42	0.0%	52.8%	52.1%	50.8%
% of FP17s for Band 1 Urgent Courses	1	43	2.3%	8.8%	9.5%	9.1%
% of FP17s Relating to Free Repair or Replacements	0	43	0.0%	0.8%	0.6%	0.8%
% of FP17s Relating to Continuations	0	43	0.0%	1.0%	0.8%	0.9%
% of Patients satisfied with the dentistry they have received	0	0	N/A	92.3%	92.4%	92.5%
% of Patients satisfied with the time they had to wait for an appointment	0	0	N/A	89.7%	86.3%	87.0%

* This is based on patients treated on this contract for their most recent course of treatment.

Figures in italics indicate the base number of FP17s or Patient Questionnaire responses are less than 100. N/A is shown where the base number of responses is less than 10 during the period. % is calculated as Quantity/Base number*100

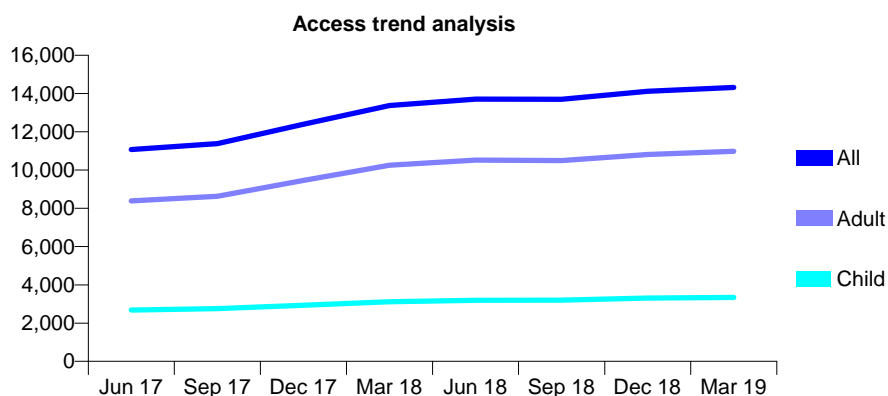
Q65 - Vital Signs At a Glance Contract Report for 101192/0002 - March 2019

Name or company name	Community Dental Centres Ltd
Contract type name	GDS Contract
Purpose of contract	General
Contract start date	01/04/2006
Contract end date	

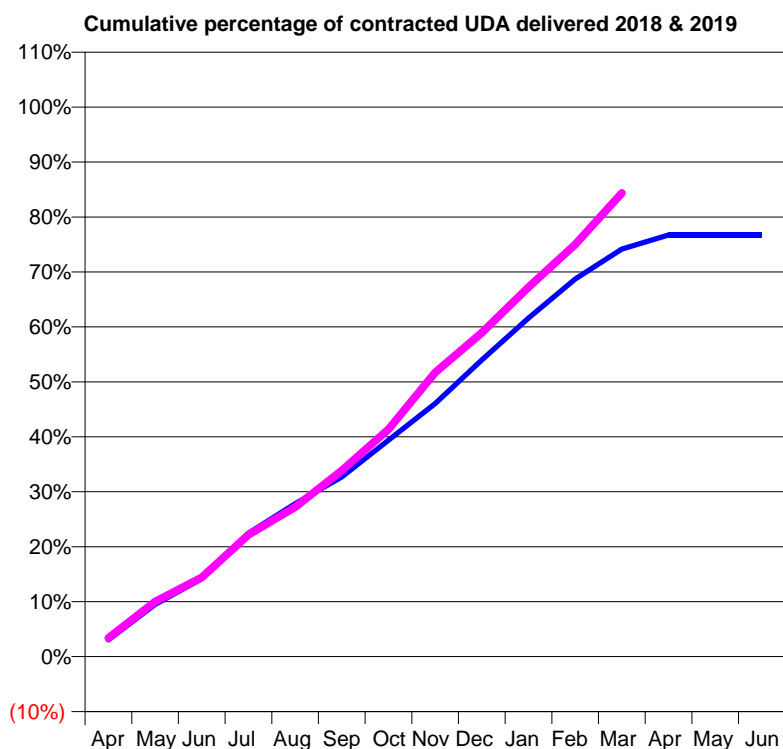
18/19 Contracted general activity (UDA)	40,267
Carry forward general activity (UDA)	0
18/19 Contracted orthodontic activity (UOA)	0
Carry forward orthodontic activity (UOA)	0
Baseline contract value	£968,949.85

ACCESS*

Patients seen in 24 months	Total	Change since previous quarter
Quarter ending March 2018	13,376	
Quarter ending June 2018	13,710	↑
Quarter ending September 2018	13,696	→
Quarter ending December 2018	14,120	↑
Quarter ending March 2019	14,318	→
Variance since March 2018	7.0%	↑



ACTIVITY



Month	Adjusted Scheduled Activity (UDA)	
	2018	2019
April	1,396	1,359
May	4,361	4,029
June	6,488	5,803
July	10,285	8,936
August	12,728	10,959
September	14,965	13,638
October	18,030	16,657
November	21,072	20,816
December	24,703	23,727
January	28,196	27,073
February	31,442	30,200
March	33,934	33,975
April	35,107	
May	35,111	
June	35,111	

QUALITY

	Quantity	Base Number	Contract	AT	Region	England
% of FP17s for the same patient ID Re-attending within 3 months - Children	181	4,350	4.2%	9.5%	11.3%	11.8%
% of FP17s for the same patient ID Re-attending within 3 months - Adults	1,415	13,498	10.5%	13.9%	15.4%	15.7%
% of FP17s for the same patient ID Re-attending between 3 & 9 months - Children	2,296	4,350	52.8%	62.0%	61.3%	58.9%
% of FP17s for the same patient ID Re-attending between 3 & 9 months - Adults	6,691	13,498	49.6%	52.8%	52.1%	50.8%
% of FP17s for Band 1 Urgent Courses	1,311	17,281	7.6%	8.8%	9.5%	9.1%
% of FP17s Relating to Free Repair or Replacements	66	17,281	0.4%	0.8%	0.6%	0.8%
% of FP17s Relating to Continuations	191	17,281	1.1%	1.0%	0.8%	0.9%
% of Patients satisfied with the dentistry they have received	5	5	N/A	92.3%	92.4%	92.5%
% of Patients satisfied with the time they had to wait for an appointment	5	5	N/A	89.7%	86.3%	87.0%

* This is based on patients treated on this contract for their most recent course of treatment. Figures in italics indicate the base number of FP17s or Patient Questionnaire responses are less than 100. N/A is shown where the base number of responses is less than 10 during the period. % is calculated as Quantity/Base number*100

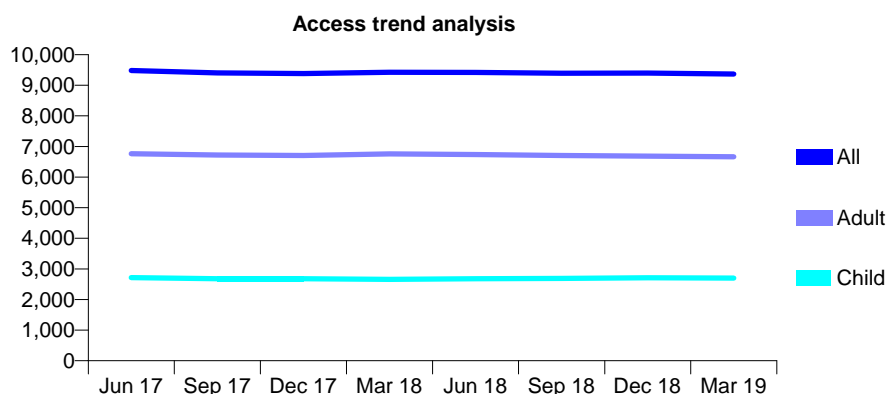
Q65 - Vital Signs At a Glance Contract Report for 101192/0006 - March 2019

Name or company name	Community Dental Centres Ltd
Contract type name	GDS Contract
Purpose of contract	General
Contract start date	01/04/2006
Contract end date	

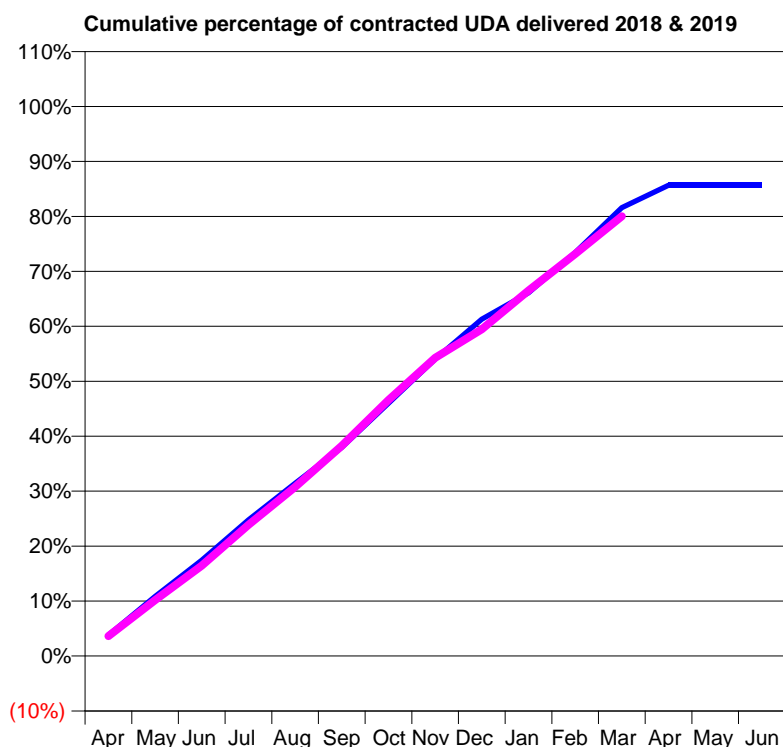
18/19 Contracted general activity (UDA)	27,047
Carry forward general activity (UDA)	0
18/19 Contracted orthodontic activity (UOA)	0
Carry forward orthodontic activity (UOA)	0
Baseline contract value	£725,331.73

ACCESS*

Patients seen in 24 months	Total	Change since previous quarter
Quarter ending March 2018	9,424	
Quarter ending June 2018	9,417	→
Quarter ending September 2018	9,391	→
Quarter ending December 2018	9,400	→
Quarter ending March 2019	9,365	→
Variance since March 2018	(0.6%)	→



ACTIVITY



Month	Adjusted Scheduled Activity (UDA)	
	2018	2019
April	1,065	982
May	3,044	2,754
June	4,888	4,444
July	6,946	6,455
August	8,819	8,325
September	10,651	10,345
October	12,899	12,598
November	15,157	14,679
December	17,190	16,083
January	18,539	17,990
February	20,597	19,791
March	22,882	21,645
April	24,028	
May	24,026	
June	24,025	

QUALITY

	Quantity	Base Number	Contract	AT	Region	England
% of FP17s for the same patient ID Re-attending within 3 months - Children	204	4,077	5.0%	9.5%	11.3%	11.8%
% of FP17s for the same patient ID Re-attending within 3 months - Adults	845	8,238	10.3%	13.9%	15.4%	15.7%
% of FP17s for the same patient ID Re-attending between 3 & 9 months - Children	2,653	4,077	65.1%	62.0%	61.3%	58.9%
% of FP17s for the same patient ID Re-attending between 3 & 9 months - Adults	4,019	8,238	48.8%	52.8%	52.1%	50.8%
% of FP17s for Band 1 Urgent Courses	801	11,813	6.8%	8.8%	9.5%	9.1%
% of FP17s Relating to Free Repair or Replacements	24	11,813	0.2%	0.8%	0.6%	0.8%
% of FP17s Relating to Continuations	182	11,813	1.5%	1.0%	0.8%	0.9%
% of Patients satisfied with the dentistry they have received	5	5	N/A	92.3%	92.4%	92.5%
% of Patients satisfied with the time they had to wait for an appointment	5	5	N/A	89.7%	86.3%	87.0%

* This is based on patients treated on this contract for their most recent course of treatment. Figures in italics indicate the base number of FP17s or Patient Questionnaire responses are less than 100. N/A is shown where the base number of responses is less than 10 during the period. % is calculated as Quantity/Base number*100

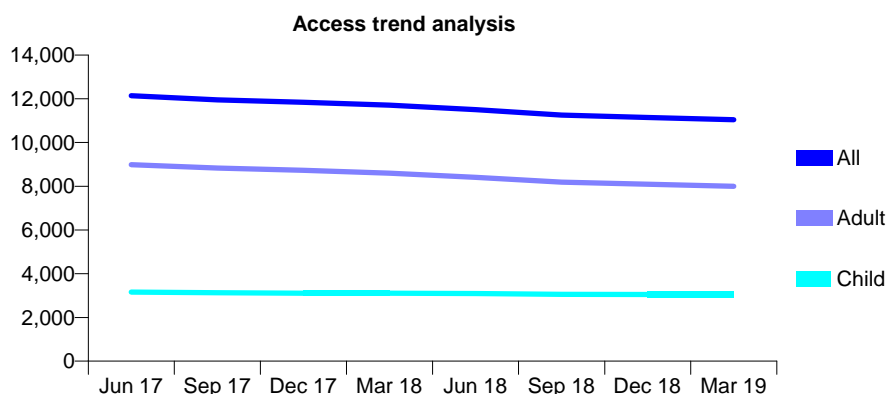
Q65 - Vital Signs At a Glance Contract Report for 101192/0009 - March 2019

Name or company name	Community Dental Centres Ltd
Contract type name	GDS Contract
Purpose of contract	General
Contract start date	01/04/2006
Contract end date	

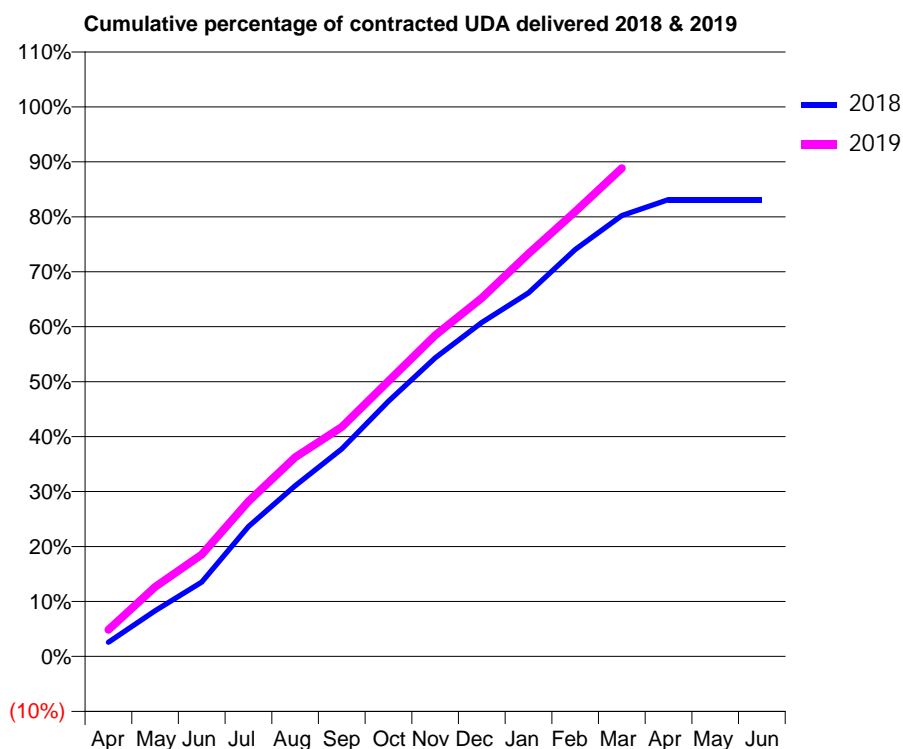
18/19 Contracted general activity (UDA)	32,928
Carry forward general activity (UDA)	0
18/19 Contracted orthodontic activity (UOA)	0
Carry forward orthodontic activity (UOA)	0
Baseline contract value	£870,316.31

ACCESS*

Patients seen in 24 months	Total	Change since previous quarter
Quarter ending March 2018	11,708	
Quarter ending June 2018	11,501	↓
Quarter ending September 2018	11,249	↓
Quarter ending December 2018	11,139	→
Quarter ending March 2019	11,047	→
Variance since March 2018	(5.6%)	↓



ACTIVITY



Month	2018	2019
April	1,064	1,594
May	3,436	4,167
June	5,592	6,103
July	9,757	9,288
August	12,823	11,931
September	15,591	13,746
October	19,184	16,499
November	22,439	19,235
December	25,098	21,475
January	27,334	24,133
February	30,586	26,653
March	33,134	29,252
April	34,335	
May	34,338	
June	34,339	

QUALITY

	Quantity	Base Number	Contract	AT	Region	England
% of FP17s for the same patient ID Re-attending within 3 months - Children	266	4,948	5.4%	9.5%	11.3%	11.8%
% of FP17s for the same patient ID Re-attending within 3 months - Adults	1,191	11,185	10.6%	13.9%	15.4%	15.7%
% of FP17s for the same patient ID Re-attending between 3 & 9 months - Children	3,159	4,948	63.8%	62.0%	61.3%	58.9%
% of FP17s for the same patient ID Re-attending between 3 & 9 months - Adults	5,722	11,185	51.2%	52.8%	52.1%	50.8%
% of FP17s for Band 1 Urgent Courses	1,440	15,504	9.3%	8.8%	9.5%	9.1%
% of FP17s Relating to Free Repair or Replacements	146	15,504	0.9%	0.8%	0.6%	0.8%
% of FP17s Relating to Continuations	104	15,504	0.7%	1.0%	0.8%	0.9%
% of Patients satisfied with the dentistry they have received	8	8	N/A	92.3%	92.4%	92.5%
% of Patients satisfied with the time they had to wait for an appointment	8	8	N/A	89.7%	86.3%	87.0%

* This is based on patients treated on this contract for their most recent course of treatment.

Figures in italics indicate the base number of FP17s or Patient Questionnaire responses are less than 100. N/A is shown where the base number of responses is less than 10 during the period. % is calculated as Quantity/Base number*100

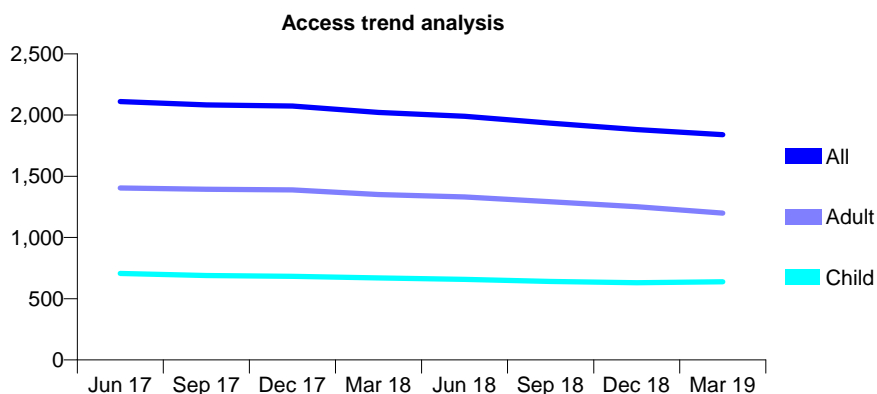
Q65 - Vital Signs At a Glance Contract Report for 101281/0080 - March 2019

Name or company name	OASIS DENTAL CARE LTD
Contract type name	GDS Contract
Purpose of contract	General
Contract start date	01/04/2006
Contract end date	

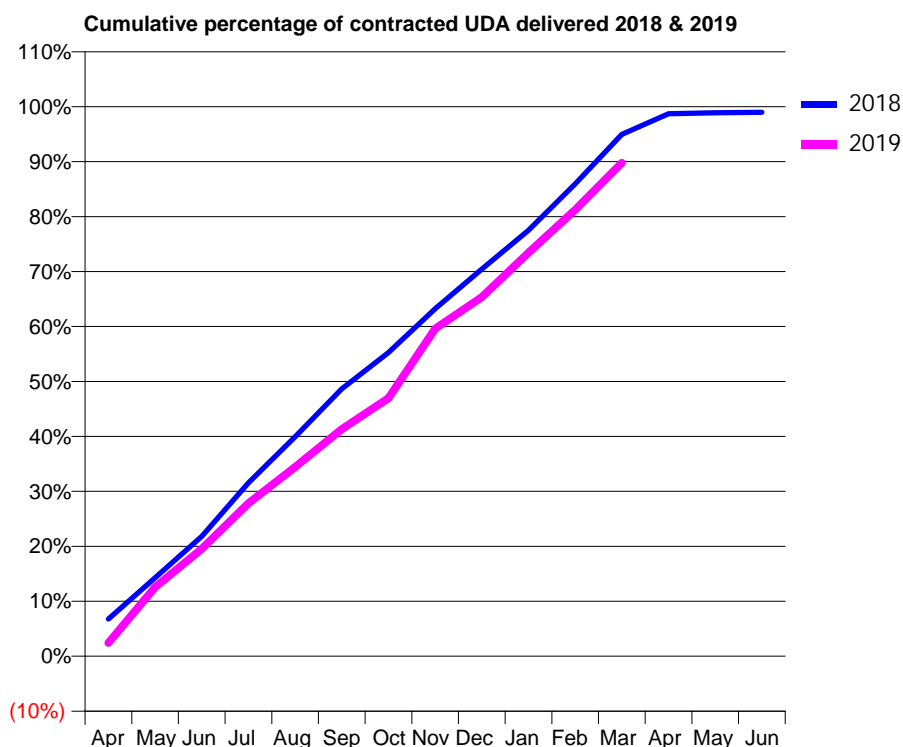
18/19 Contracted general activity (UDA)	4,535
Carry forward general activity (UDA)	46
18/19 Contracted orthodontic activity (UOA)	0
Carry forward orthodontic activity (UOA)	0
Baseline contract value	£98,543.27

ACCESS*

Patients seen in 24 months	Total	Change since previous quarter
Quarter ending March 2018	2,021	
Quarter ending June 2018	1,991	↓
Quarter ending September 2018	1,934	↓
Quarter ending December 2018	1,882	↓
Quarter ending March 2019	1,839	↓
Variance since March 2018	(9.0%)	↓



ACTIVITY



Adjusted Scheduled Activity (UDA)		
Month	2018	2019
April	308	111
May	647	570
June	989	886
July	1,432	1,262
August	1,811	1,562
September	2,206	1,874
October	2,506	2,130
November	2,868	2,703
December	3,194	2,964
January	3,515	3,330
February	3,897	3,684
March	4,306	4,072
April	4,477	
May	4,484	
June	4,489	

QUALITY

	Quantity	Base Number	Contract	AT	Region	England
% of FP17s for the same patient ID Re-attending within 3 months - Children	52	956	5.4%	9.5%	11.3%	11.8%
% of FP17s for the same patient ID Re-attending within 3 months - Adults	206	1,562	13.2%	13.9%	15.4%	15.7%
% of FP17s for the same patient ID Re-attending between 3 & 9 months - Children	563	956	58.9%	62.0%	61.3%	58.9%
% of FP17s for the same patient ID Re-attending between 3 & 9 months - Adults	818	1,562	52.4%	52.8%	52.1%	50.8%
% of FP17s for Band 1 Urgent Courses	204	2,389	8.5%	8.8%	9.5%	9.1%
% of FP17s Relating to Free Repair or Replacements	1	2,389	0.0%	0.8%	0.6%	0.8%
% of FP17s Relating to Continuations	26	2,389	1.1%	1.0%	0.8%	0.9%
% of Patients satisfied with the dentistry they have received	0	0	N/A	92.3%	92.4%	92.5%
% of Patients satisfied with the time they had to wait for an appointment	0	0	N/A	89.7%	86.3%	87.0%

* This is based on patients treated on this contract for their most recent course of treatment.

Figures in italics indicate the base number of FP17s or Patient Questionnaire responses are less than 100. N/A is shown where the base number of responses is less than 10 during the period. % is calculated as Quantity/Base number*100

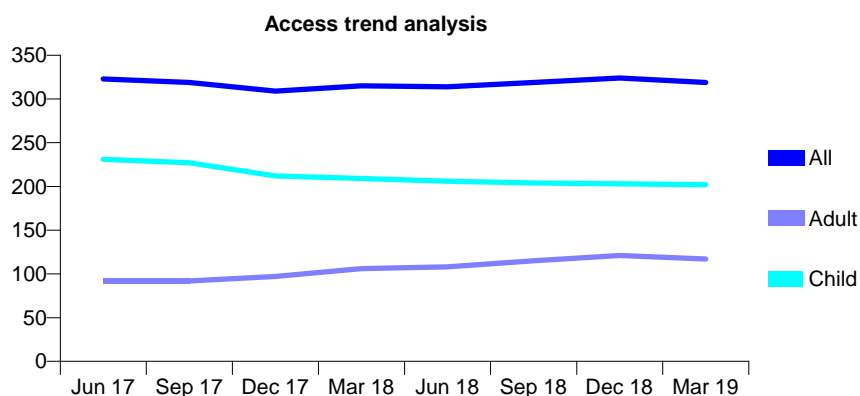
Q65 - Vital Signs At a Glance Contract Report for 101281/0085 - March 2019

Name or company name	OASIS DENTAL CARE LTD
Contract type name	GDS Contract
Purpose of contract	General
Contract start date	01/04/2006
Contract end date	

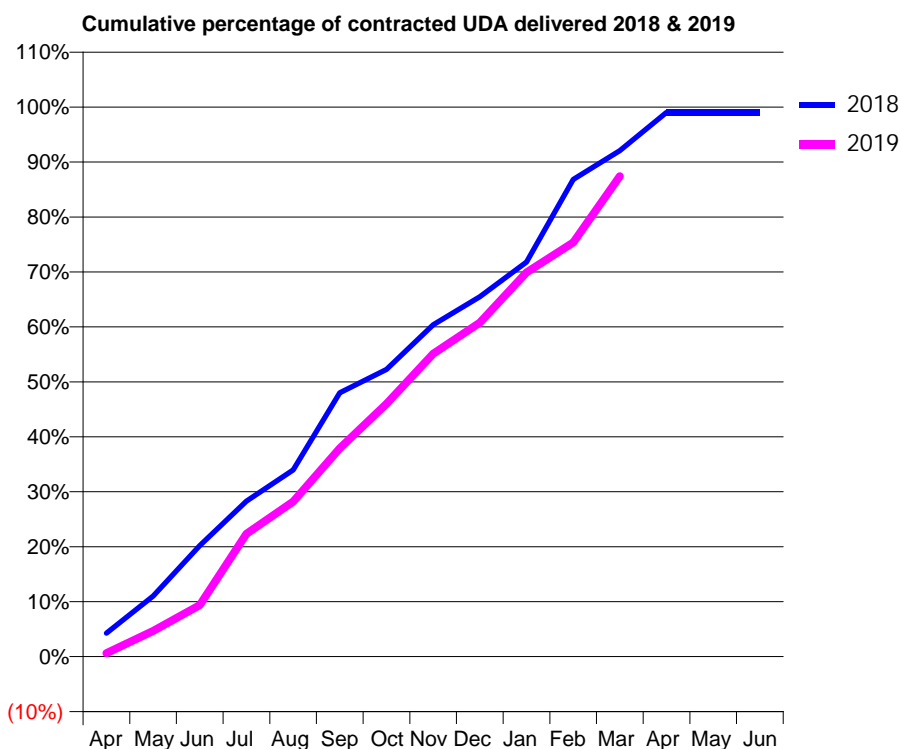
18/19 Contracted general activity (UDA)	517
Carry forward general activity (UDA)	5
18/19 Contracted orthodontic activity (UOA)	0
Carry forward orthodontic activity (UOA)	0
Baseline contract value	£11,199.30

ACCESS*

Patients seen in 24 months	Total	Change since previous quarter
Quarter ending March 2018	315	
Quarter ending June 2018	314	→
Quarter ending September 2018	319	→
Quarter ending December 2018	324	→
Quarter ending March 2019	319	↓
Variance since March 2018	1.3%	→



ACTIVITY



Month	Adjusted Scheduled Activity (UDA)	
	2018	2019
April	22	3
May	57	24
June	104	48
July	146	116
August	176	146
September	248	196
October	270	238
November	312	285
December	339	314
January	371	361
February	449	390
March	476	452
April	512	
May	512	
June	512	

QUALITY

	Quantity	Base Number	Contract	AT	Region	England
% of FP17s for the same patient ID Re-attending within 3 months - Children	17	270	6.3%	9.5%	11.3%	11.8%
% of FP17s for the same patient ID Re-attending within 3 months - Adults	4	95	4.2%	13.9%	15.4%	15.7%
% of FP17s for the same patient ID Re-attending between 3 & 9 months - Children	117	270	43.3%	62.0%	61.3%	58.9%
% of FP17s for the same patient ID Re-attending between 3 & 9 months - Adults	35	95	36.8%	52.8%	52.1%	50.8%
% of FP17s for Band 1 Urgent Courses	15	344	4.4%	8.8%	9.5%	9.1%
% of FP17s Relating to Free Repair or Replacements	0	344	0.0%	0.8%	0.6%	0.8%
% of FP17s Relating to Continuations	0	344	0.0%	1.0%	0.8%	0.9%
% of Patients satisfied with the dentistry they have received	4	4	N/A	92.3%	92.4%	92.5%
% of Patients satisfied with the time they had to wait for an appointment	1	4	N/A	89.7%	86.3%	87.0%

* This is based on patients treated on this contract for their most recent course of treatment. Figures in italics indicate the base number of FP17s or Patient Questionnaire responses are less than 100. N/A is shown where the base number of responses is less than 10 during the period. % is calculated as Quantity/Base number*100

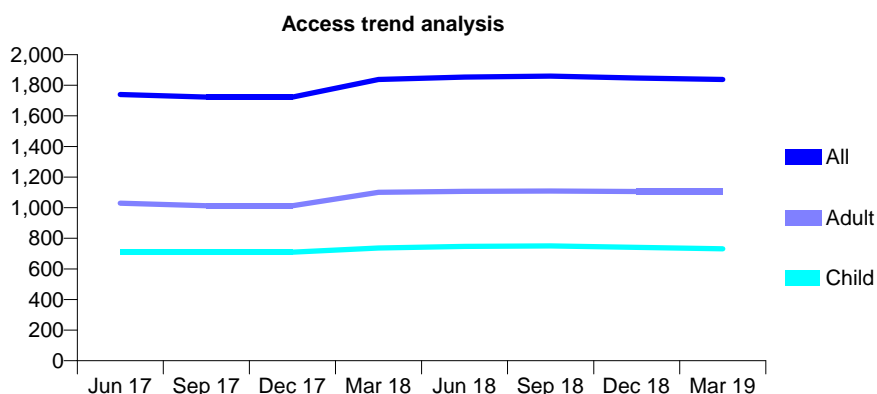
Q65 - Vital Signs At a Glance Contract Report for 101281/0094 - March 2019

Name or company name	OASIS DENTAL CARE LTD
Contract type name	GDS Contract
Purpose of contract	General
Contract start date	01/04/2006
Contract end date	

18/19 Contracted general activity (UDA)	5,393
Carry forward general activity (UDA)	0
18/19 Contracted orthodontic activity (UOA)	0
Carry forward orthodontic activity (UOA)	0
Baseline contract value	£123,973.94

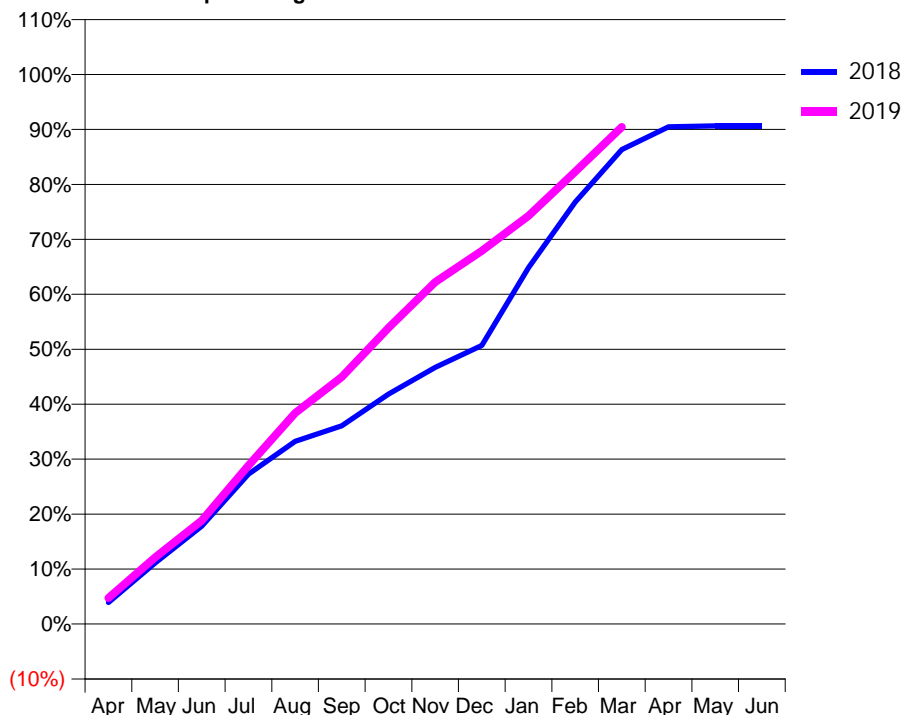
ACCESS*

Patients seen in 24 months	Total	Change since previous quarter
Quarter ending March 2018	1,838	
Quarter ending June 2018	1,854	→
Quarter ending September 2018	1,860	→
Quarter ending December 2018	1,847	→
Quarter ending March 2019	1,838	→
Variance since March 2018	0.0%	→



ACTIVITY

Cumulative percentage of contracted UDA delivered 2018 & 2019



Adjusted Scheduled Activity (UDA)

Month	2018	2019
April	211	256
May	599	653
June	961	1,015
July	1,472	1,556
August	1,792	2,072
September	1,945	2,425
October	2,257	2,906
November	2,518	3,354
December	2,734	3,661
January	3,496	4,005
February	4,141	4,440
March	4,656	4,877
April	4,880	
May	4,888	
June	4,888	

QUALITY

	Quantity	Base Number	Contract	AT	Region	England
% of FP17s for the same patient ID Re-attending within 3 months - Children	123	1,143	10.8%	9.5%	11.3%	11.8%
% of FP17s for the same patient ID Re-attending within 3 months - Adults	319	1,648	19.4%	13.9%	15.4%	15.7%
% of FP17s for the same patient ID Re-attending between 3 & 9 months - Children	643	1,143	56.3%	62.0%	61.3%	58.9%
% of FP17s for the same patient ID Re-attending between 3 & 9 months - Adults	902	1,648	54.7%	52.8%	52.1%	50.8%
% of FP17s for Band 1 Urgent Courses	198	2,661	7.4%	8.8%	9.5%	9.1%
% of FP17s Relating to Free Repair or Replacements	19	2,661	0.7%	0.8%	0.6%	0.8%
% of FP17s Relating to Continuations	84	2,661	3.2%	1.0%	0.8%	0.9%
% of Patients satisfied with the dentistry they have received	1	1	N/A	92.3%	92.4%	92.5%
% of Patients satisfied with the time they had to wait for an appointment	1	1	N/A	89.7%	86.3%	87.0%

* This is based on patients treated on this contract for their most recent course of treatment. Figures in italics indicate the base number of FP17s or Patient Questionnaire responses are less than 100. N/A is shown where the base number of responses is less than 10 during the period. % is calculated as Quantity/Base number*100

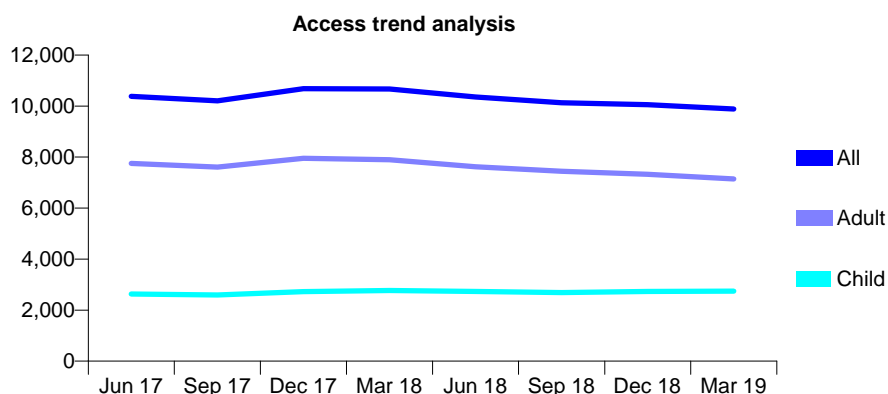
Q65 - Vital Signs At a Glance Contract Report for 101281/0226 - March 2019

Name or company name	OASIS DENTAL CARE LTD
Contract type name	GDS Contract
Purpose of contract	General
Contract start date	24/11/2010
Contract end date	

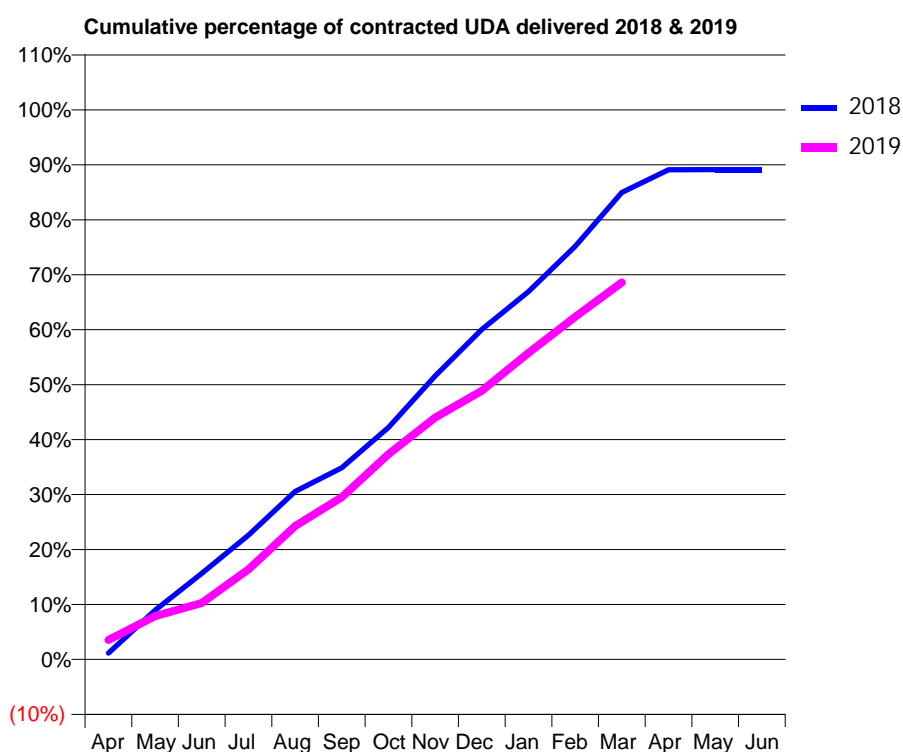
18/19 Contracted general activity (UDA)	31,290
Carry forward general activity (UDA)	0
18/19 Contracted orthodontic activity (UOA)	0
Carry forward orthodontic activity (UOA)	0
Baseline contract value	£855,079.14

ACCESS*

Patients seen in 24 months	Total	Change since previous quarter
Quarter ending March 2018	10,669	
Quarter ending June 2018	10,354	↓
Quarter ending September 2018	10,133	↓
Quarter ending December 2018	10,057	→
Quarter ending March 2019	9,883	↓
Variance since March 2018	(7.4%)	↓



ACTIVITY



Month	2018	2019
April	359	1,115
May	2,804	2,465
June	4,904	3,214
July	7,080	5,131
August	9,562	7,600
September	10,917	9,234
October	13,211	11,692
November	16,144	13,769
December	18,778	15,300
January	20,943	17,455
February	23,526	19,500
March	26,588	21,462
April	27,876	
May	27,882	
June	27,883	

QUALITY

	Quantity	Base Number	Contract	AT	Region	England
% of FP17s for the same patient ID Re-attending within 3 months - Children	220	3,097	7.1%	9.5%	11.3%	11.8%
% of FP17s for the same patient ID Re-attending within 3 months - Adults	1,113	7,558	14.7%	13.9%	15.4%	15.7%
% of FP17s for the same patient ID Re-attending between 3 & 9 months - Children	1,454	3,097	46.9%	62.0%	61.3%	58.9%
% of FP17s for the same patient ID Re-attending between 3 & 9 months - Adults	3,480	7,558	46.0%	52.8%	52.1%	50.8%
% of FP17s for Band 1 Urgent Courses	928	10,146	9.1%	8.8%	9.5%	9.1%
% of FP17s Relating to Free Repair or Replacements	81	10,146	0.8%	0.8%	0.6%	0.8%
% of FP17s Relating to Continuations	179	10,146	1.8%	1.0%	0.8%	0.9%
% of Patients satisfied with the dentistry they have received	1	1	N/A	92.3%	92.4%	92.5%
% of Patients satisfied with the time they had to wait for an appointment	0	1	N/A	89.7%	86.3%	87.0%

* This is based on patients treated on this contract for their most recent course of treatment. Figures in italics indicate the base number of FP17s or Patient Questionnaire responses are less than 100. N/A is shown where the base number of responses is less than 10 during the period. % is calculated as Quantity/Base number*100

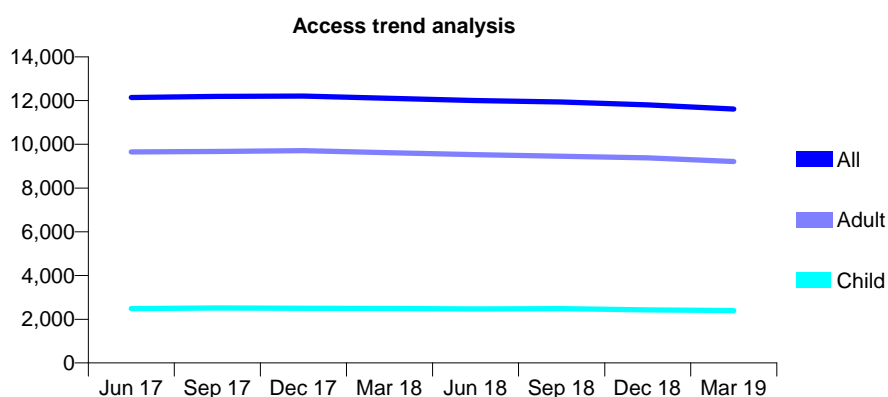
Q65 - Vital Signs At a Glance Contract Report for 101281/0253 - March 2019

Name or company name	OASIS DENTAL CARE LTD
Contract type name	GDS Contract
Purpose of contract	General
Contract start date	05/04/2013
Contract end date	

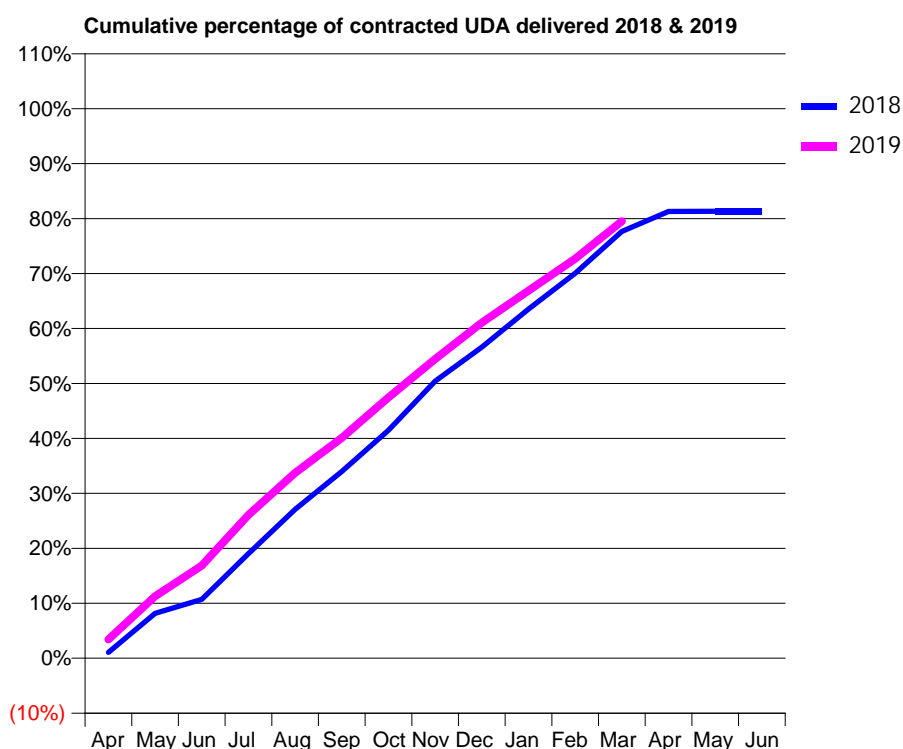
18/19 Contracted general activity (UDA)	41,045
Carry forward general activity (UDA)	0
18/19 Contracted orthodontic activity (UOA)	0
Carry forward orthodontic activity (UOA)	0
Baseline contract value	£1,231,601.75

ACCESS*

Patients seen in 24 months	Total	Change since previous quarter
Quarter ending March 2018	12,108	
Quarter ending June 2018	12,003	→
Quarter ending September 2018	11,937	→
Quarter ending December 2018	11,805	↓
Quarter ending March 2019	11,609	↓
Variance since March 2018	(4.1%)	↓



ACTIVITY



Month	2018	2019
April	440	1,411
May	3,354	4,634
June	4,395	6,919
July	7,816	10,705
August	11,117	13,845
September	13,941	16,448
October	17,027	19,481
November	20,701	22,343
December	23,234	25,061
January	26,077	27,452
February	28,750	29,845
March	31,865	32,638
April	33,370	
May	33,387	
June	33,386	

QUALITY

	Quantity	Base Number	Contract	AT	Region	England
% of FP17s for the same patient ID Re-attending within 3 months - Children	246	3,798	6.5%	9.5%	11.3%	11.8%
% of FP17s for the same patient ID Re-attending within 3 months - Adults	2,253	13,680	16.5%	13.9%	15.4%	15.7%
% of FP17s for the same patient ID Re-attending between 3 & 9 months - Children	2,577	3,798	67.9%	62.0%	61.3%	58.9%
% of FP17s for the same patient ID Re-attending between 3 & 9 months - Adults	7,988	13,680	58.4%	52.8%	52.1%	50.8%
% of FP17s for Band 1 Urgent Courses	1,631	16,766	9.7%	8.8%	9.5%	9.1%
% of FP17s Relating to Free Repair or Replacements	240	16,766	1.4%	0.8%	0.6%	0.8%
% of FP17s Relating to Continuations	228	16,766	1.4%	1.0%	0.8%	0.9%
% of Patients satisfied with the dentistry they have received	10	11	90.9%	92.3%	92.4%	92.5%
% of Patients satisfied with the time they had to wait for an appointment	11	11	100.0%	89.7%	86.3%	87.0%

* This is based on patients treated on this contract for their most recent course of treatment.

Figures in italics indicate the base number of FP17s or Patient Questionnaire responses are less than 100. N/A is shown where the base number of responses is less than 10 during the period. % is calculated as Quantity/Base number*100

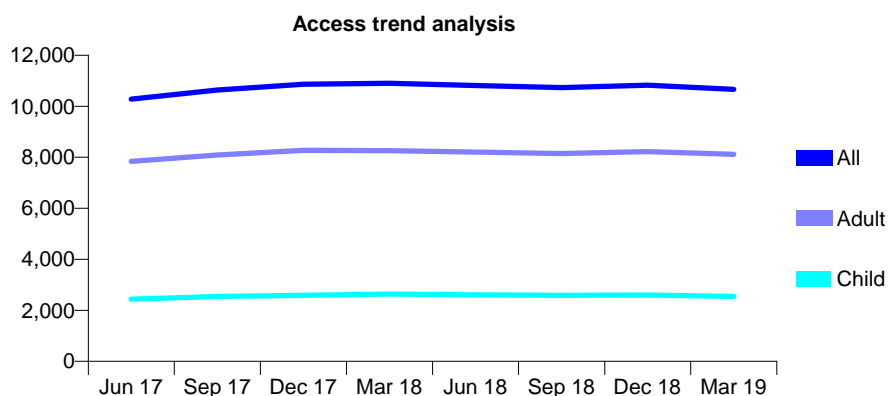
Q65 - Vital Signs At a Glance Contract Report for 101338/0029 - March 2019

Name or company name	Whitecross Dental Care Limited
Contract type name	GDS Contract
Purpose of contract	General
Contract start date	01/04/2006
Contract end date	

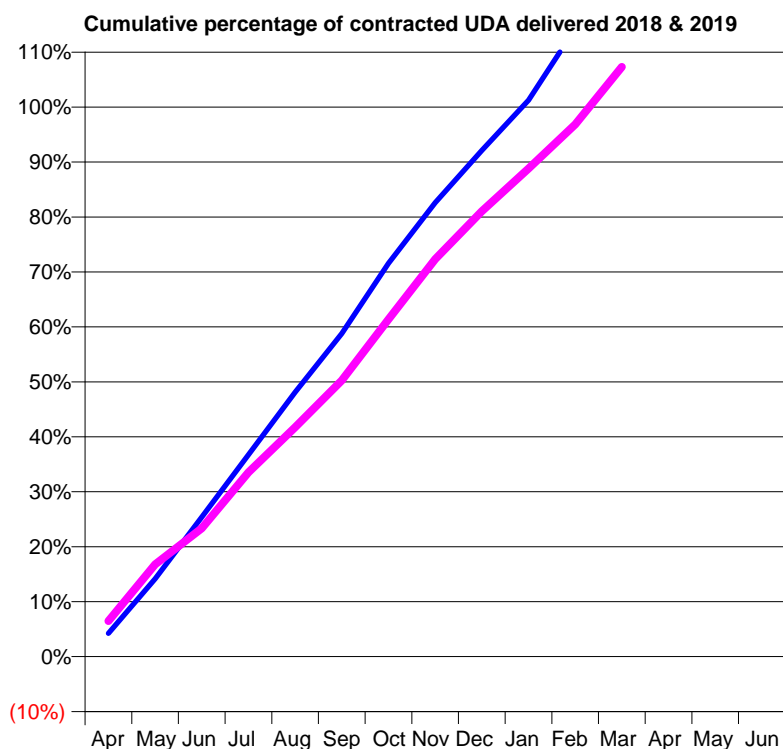
18/19 Contracted general activity (UDA)	22,095
Carry forward general activity (UDA)	0
18/19 Contracted orthodontic activity (UOA)	0
Carry forward orthodontic activity (UOA)	0
Baseline contract value	£472,899.62

ACCESS*

Patients seen in 24 months	Total	Change since previous quarter
Quarter ending March 2018	10,898	
Quarter ending June 2018	10,817	→
Quarter ending September 2018	10,732	→
Quarter ending December 2018	10,827	→
Quarter ending March 2019	10,663	↓
Variance since March 2018	(2.2%)	↓



ACTIVITY



Month	Adjusted Scheduled Activity (UDA)	
	2018	2019
April	936	1,435
May	3,128	3,706
June	5,604	5,162
July	8,117	7,412
August	10,637	9,227
September	12,989	11,103
October	15,816	13,561
November	18,254	15,980
December	20,353	17,908
January	22,369	19,621
February	25,247	21,394
March	27,186	23,708
April	27,861	
May	27,907	
June	27,919	

QUALITY

	Quantity	Base Number	Contract	AT	Region	England
% of FP17s for the same patient ID Re-attending within 3 months - Children	86	3,659	2.4%	9.5%	11.3%	11.8%
% of FP17s for the same patient ID Re-attending within 3 months - Adults	391	10,164	3.8%	13.9%	15.4%	15.7%
% of FP17s for the same patient ID Re-attending between 3 & 9 months - Children	2,229	3,659	60.9%	62.0%	61.3%	58.9%
% of FP17s for the same patient ID Re-attending between 3 & 9 months - Adults	5,135	10,164	50.5%	52.8%	52.1%	50.8%
% of FP17s for Band 1 Urgent Courses	293	13,436	2.2%	8.8%	9.5%	9.1%
% of FP17s Relating to Free Repair or Replacements	40	13,436	0.3%	0.8%	0.6%	0.8%
% of FP17s Relating to Continuations	42	13,436	0.3%	1.0%	0.8%	0.9%
% of Patients satisfied with the dentistry they have received	4	4	N/A	92.3%	92.4%	92.5%
% of Patients satisfied with the time they had to wait for an appointment	3	4	N/A	89.7%	86.3%	87.0%

* This is based on patients treated on this contract for their most recent course of treatment. Figures in italics indicate the base number of FP17s or Patient Questionnaire responses are less than 100. N/A is shown where the base number of responses is less than 10 during the period. % is calculated as Quantity/Base number*100

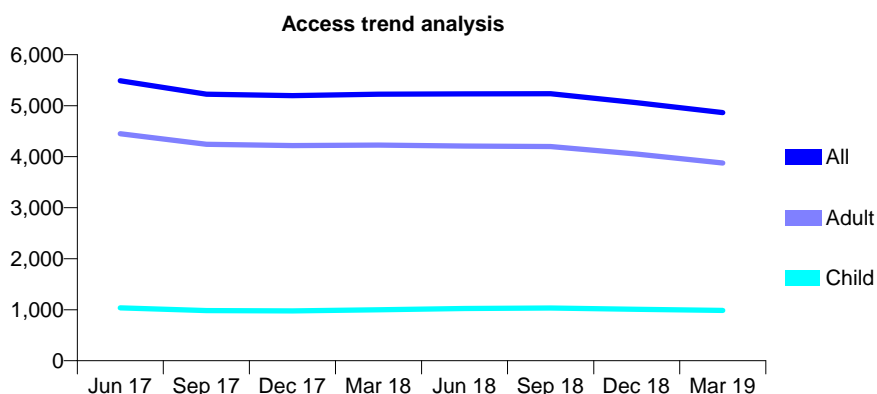
Q65 - Vital Signs At a Glance Contract Report for 101338/0060 - March 2019

Name or company name	Whitecross Dental Care Limited
Contract type name	GDS Contract
Purpose of contract	General
Contract start date	01/01/2008
Contract end date	

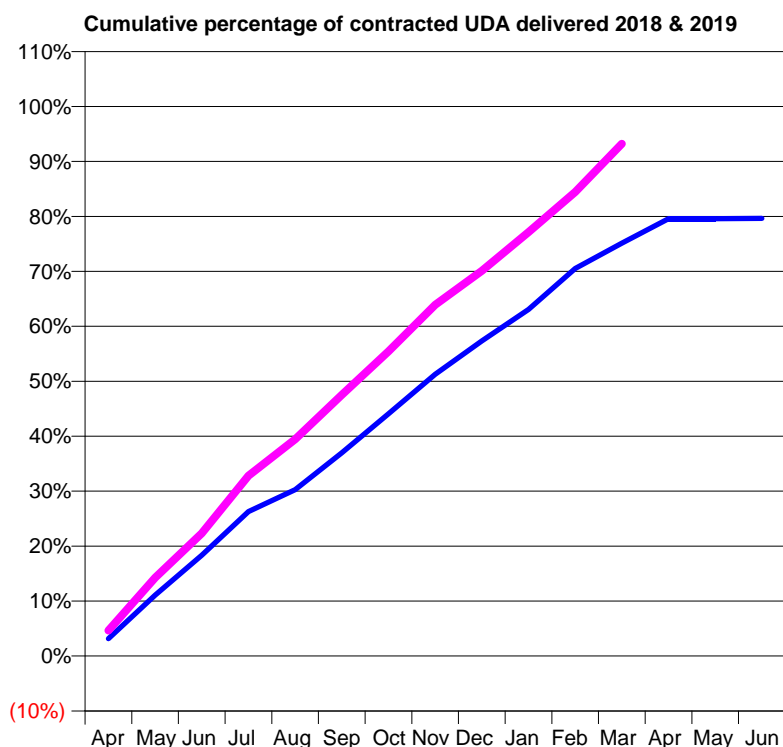
18/19 Contracted general activity (UDA)	15,000
Carry forward general activity (UDA)	0
18/19 Contracted orthodontic activity (UOA)	0
Carry forward orthodontic activity (UOA)	0
Baseline contract value	£400,457.96

ACCESS*

Patients seen in 24 months	Total	Change since previous quarter
Quarter ending March 2018	5,226	
Quarter ending June 2018	5,231	→
Quarter ending September 2018	5,236	→
Quarter ending December 2018	5,059	↓
Quarter ending March 2019	4,863	↓
Variance since March 2018	(6.9%)	↓



ACTIVITY



Month	Adjusted Scheduled Activity (UDA)	
	2018	2019
April	568	698
May	1,993	2,139
June	3,302	3,351
July	4,733	4,922
August	5,447	5,916
September	6,655	7,129
October	7,935	8,316
November	9,227	9,586
December	10,318	10,511
January	11,351	11,572
February	12,695	12,666
March	13,521	13,981
April	14,326	
May	14,326	
June	14,335	

QUALITY

	Quantity	Base Number	Contract	AT	Region	England
% of FP17s for the same patient ID Re-attending within 3 months - Children	60	1,345	4.5%	9.5%	11.3%	11.8%
% of FP17s for the same patient ID Re-attending within 3 months - Adults	417	4,793	8.7%	13.9%	15.4%	15.7%
% of FP17s for the same patient ID Re-attending between 3 & 9 months - Children	798	1,345	59.3%	62.0%	61.3%	58.9%
% of FP17s for the same patient ID Re-attending between 3 & 9 months - Adults	2,452	4,793	51.2%	52.8%	52.1%	50.8%
% of FP17s for Band 1 Urgent Courses	236	5,801	4.1%	8.8%	9.5%	9.1%
% of FP17s Relating to Free Repair or Replacements	22	5,801	0.4%	0.8%	0.6%	0.8%
% of FP17s Relating to Continuations	73	5,801	1.3%	1.0%	0.8%	0.9%
% of Patients satisfied with the dentistry they have received	5	5	N/A	92.3%	92.4%	92.5%
% of Patients satisfied with the time they had to wait for an appointment	5	5	N/A	89.7%	86.3%	87.0%

* This is based on patients treated on this contract for their most recent course of treatment. Figures in italics indicate the base number of FP17s or Patient Questionnaire responses are less than 100. N/A is shown where the base number of responses is less than 10 during the period. % is calculated as Quantity/Base number*100

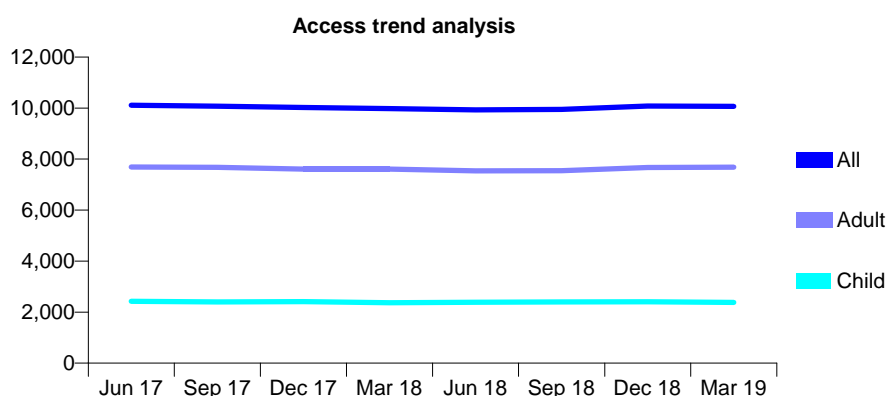
Q65 - Vital Signs At a Glance Contract Report for 101338/0066 - March 2019

Name or company name	Whitecross Dental Care Limited
Contract type name	GDS Contract
Purpose of contract	General
Contract start date	01/06/2008
Contract end date	

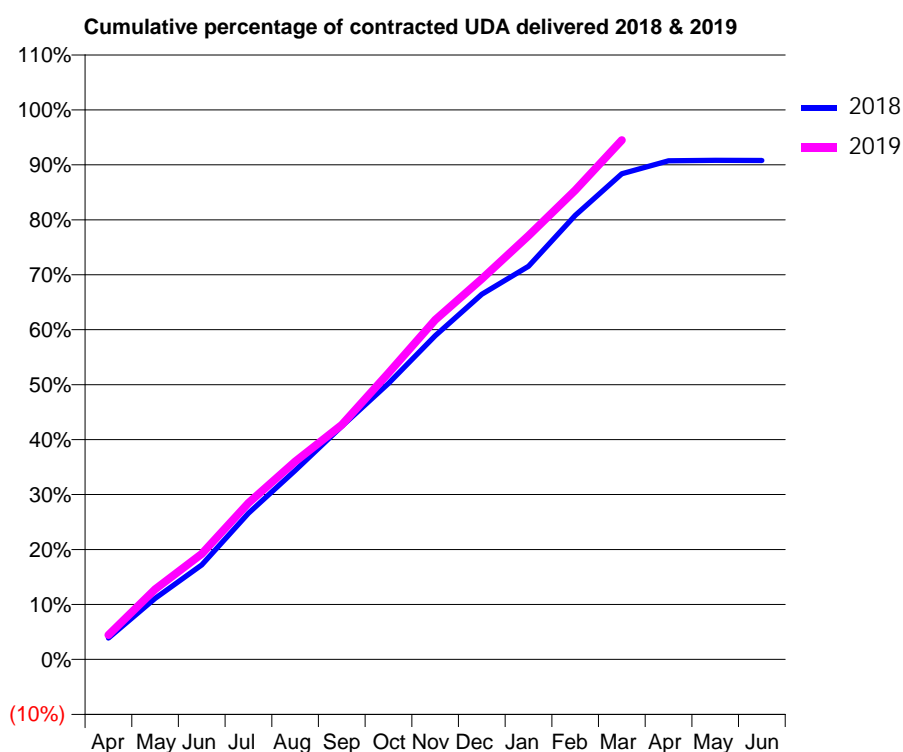
18/19 Contracted general activity (UDA)	29,451
Carry forward general activity (UDA)	0
18/19 Contracted orthodontic activity (UOA)	0
Carry forward orthodontic activity (UOA)	0
Baseline contract value	£728,116.92

ACCESS*

Patients seen in 24 months	Total	Change since previous quarter
Quarter ending March 2018	9,978	
Quarter ending June 2018	9,925	→
Quarter ending September 2018	9,950	→
Quarter ending December 2018	10,080	→
Quarter ending March 2019	10,066	→
Variance since March 2018	0.9%	→



ACTIVITY



Month	2018	2019
April	1,113	1,312
May	3,167	3,761
June	4,899	5,653
July	7,585	8,389
August	9,794	10,601
September	12,096	12,568
October	14,314	15,346
November	16,791	18,190
December	18,943	20,392
January	20,384	22,708
February	23,025	25,139
March	25,187	27,823
April	25,858	
May	25,887	
June	25,879	

QUALITY

	Quantity	Base Number	Contract	AT	Region	England
% of FP17s for the same patient ID Re-attending within 3 months - Children	173	3,198	5.4%	9.5%	11.3%	11.8%
% of FP17s for the same patient ID Re-attending within 3 months - Adults	1,192	9,644	12.4%	13.9%	15.4%	15.7%
% of FP17s for the same patient ID Re-attending between 3 & 9 months - Children	1,737	3,198	54.3%	62.0%	61.3%	58.9%
% of FP17s for the same patient ID Re-attending between 3 & 9 months - Adults	4,315	9,644	44.7%	52.8%	52.1%	50.8%
% of FP17s for Band 1 Urgent Courses	1,444	12,481	11.6%	8.8%	9.5%	9.1%
% of FP17s Relating to Free Repair or Replacements	41	12,481	0.3%	0.8%	0.6%	0.8%
% of FP17s Relating to Continuations	78	12,481	0.6%	1.0%	0.8%	0.9%
% of Patients satisfied with the dentistry they have received	4	4	N/A	92.3%	92.4%	92.5%
% of Patients satisfied with the time they had to wait for an appointment	4	4	N/A	89.7%	86.3%	87.0%

* This is based on patients treated on this contract for their most recent course of treatment. Figures in italics indicate the base number of FP17s or Patient Questionnaire responses are less than 100. N/A is shown where the base number of responses is less than 10 during the period. % is calculated as Quantity/Base number*100

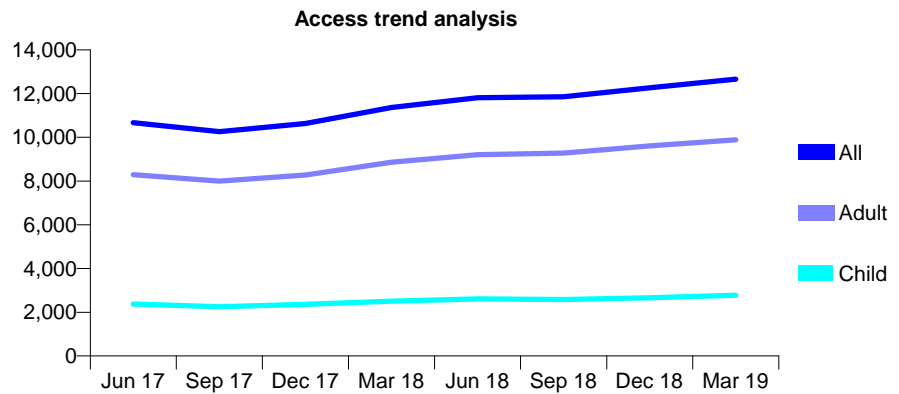
Q65 - Vital Signs At a Glance Contract Report for 101338/0097 - March 2019

Name or company name	Whitecross Dental Care Limited
Contract type name	GDS Contract
Purpose of contract	General
Contract start date	01/09/2009
Contract end date	

18/19 Contracted general activity (UDA)	37,500
Carry forward general activity (UDA)	0
18/19 Contracted orthodontic activity (UOA)	0
Carry forward orthodontic activity (UOA)	0
Baseline contract value	£1,007,348.12

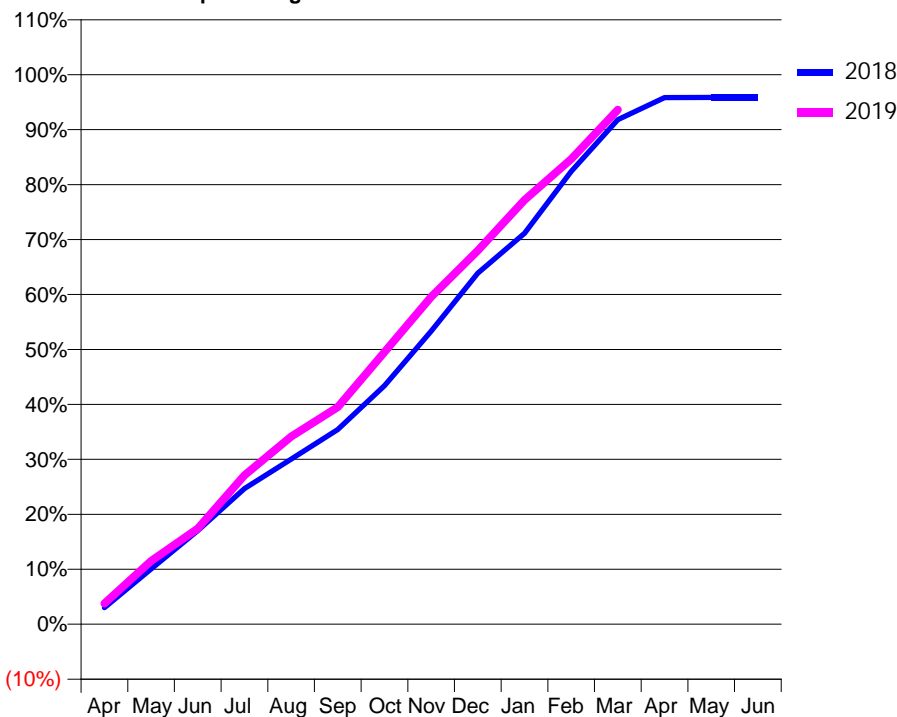
ACCESS*

Patients seen in 24 months	Total	Change since previous quarter
Quarter ending March 2018	11,366	
Quarter ending June 2018	11,815	↑
Quarter ending September 2018	11,854	→
Quarter ending December 2018	12,264	↑
Quarter ending March 2019	12,661	↑
Variance since March 2018	11.4%	↑



ACTIVITY

Cumulative percentage of contracted UDA delivered 2018 & 2019



Month	2018	2019
April	967	1,415
May	3,221	4,317
June	5,448	6,529
July	7,898	10,159
August	9,610	12,807
September	11,332	14,806
October	13,891	18,570
November	17,064	22,333
December	20,442	25,492
January	22,764	28,941
February	26,370	31,732
March	29,384	35,103
April	30,664	
May	30,672	
June	30,678	

QUALITY

	Quantity	Base Number	Contract	AT	Region	England
% of FP17s for the same patient ID Re-attending within 3 months - Children	220	3,822	5.8%	9.5%	11.3%	11.8%
% of FP17s for the same patient ID Re-attending within 3 months - Adults	1,771	12,842	13.8%	13.9%	15.4%	15.7%
% of FP17s for the same patient ID Re-attending between 3 & 9 months - Children	2,060	3,822	53.9%	62.0%	61.3%	58.9%
% of FP17s for the same patient ID Re-attending between 3 & 9 months - Adults	5,519	12,842	43.0%	52.8%	52.1%	50.8%
% of FP17s for Band 1 Urgent Courses	1,983	16,232	12.2%	8.8%	9.5%	9.1%
% of FP17s Relating to Free Repair or Replacements	122	16,232	0.8%	0.8%	0.6%	0.8%
% of FP17s Relating to Continuations	181	16,232	1.1%	1.0%	0.8%	0.9%
% of Patients satisfied with the dentistry they have received	14	14	100.0%	92.3%	92.4%	92.5%
% of Patients satisfied with the time they had to wait for an appointment	12	14	85.7%	89.7%	86.3%	87.0%

* This is based on patients treated on this contract for their most recent course of treatment.

Figures in italics indicate the base number of FP17s or Patient Questionnaire responses are less than 100. N/A is shown where the base number of responses is less than 10 during the period. % is calculated as Quantity/Base number*100

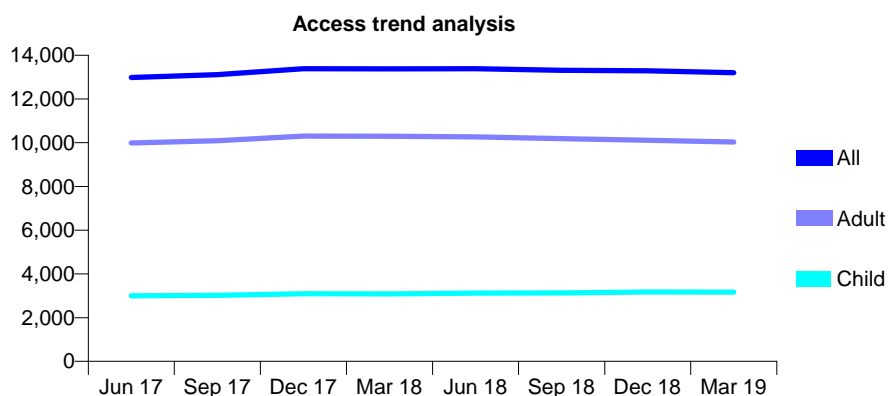
Q65 - Vital Signs At a Glance Contract Report for 101362/0045 - March 2019

Name or company name	Rodericks Dental Limited
Contract type name	GDS Contract
Purpose of contract	General and Orthodontic
Contract start date	01/02/2012
Contract end date	

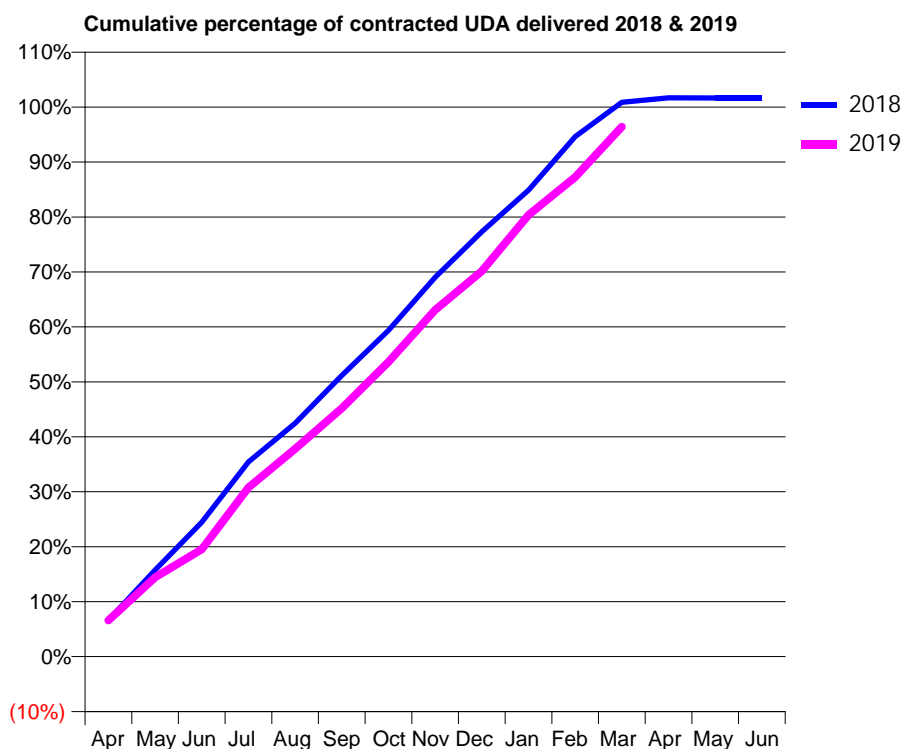
18/19 Contracted general activity (UDA)	33,727
Carry forward general activity (UDA)	-555
18/19 Contracted orthodontic activity (UOA)	954
Carry forward orthodontic activity (UOA)	0
Baseline contract value	£780,298.96

ACCESS*

Patients seen in 24 months	Total	Change since previous quarter
Quarter ending March 2018	13,377	
Quarter ending June 2018	13,388	→
Quarter ending September 2018	13,314	→
Quarter ending December 2018	13,291	→
Quarter ending March 2019	13,202	→
Variance since March 2018	(1.3%)	↓



ACTIVITY



Month	Adjusted Scheduled Activity (UDA)	
	2018	2019
April	2,248	2,228
May	5,317	4,866
June	8,244	6,588
July	11,953	10,370
August	14,329	12,758
September	17,249	15,239
October	20,023	18,087
November	23,281	21,274
December	26,074	23,659
January	28,625	27,099
February	31,913	29,424
March	34,022	32,510
April	34,293	
May	34,282	
June	34,282	

QUALITY

	Quantity	Base Number	Contract	AT	Region	England
% of FP17s for the same patient ID Re-attending within 3 months - Children	284	4,566	6.2%	9.5%	11.3%	11.8%
% of FP17s for the same patient ID Re-attending within 3 months - Adults	1,325	12,243	10.8%	13.9%	15.4%	15.7%
% of FP17s for the same patient ID Re-attending between 3 & 9 months - Children	2,634	4,566	57.7%	62.0%	61.3%	58.9%
% of FP17s for the same patient ID Re-attending between 3 & 9 months - Adults	5,863	12,243	47.9%	52.8%	52.1%	50.8%
% of FP17s for Band 1 Urgent Courses	1,375	16,504	8.3%	8.8%	9.5%	9.1%
% of FP17s Relating to Free Repair or Replacements	157	16,504	1.0%	0.8%	0.6%	0.8%
% of FP17s Relating to Continuations	104	16,504	0.6%	1.0%	0.8%	0.9%
% of Patients satisfied with the dentistry they have received	7	8	N/A	92.3%	92.4%	92.5%
% of Patients satisfied with the time they had to wait for an appointment	7	8	N/A	89.7%	86.3%	87.0%

* This is based on patients treated on this contract for their most recent course of treatment. Figures in italics indicate the base number of FP17s or Patient Questionnaire responses are less than 100. N/A is shown where the base number of responses is less than 10 during the period. % is calculated as Quantity/Base number*100

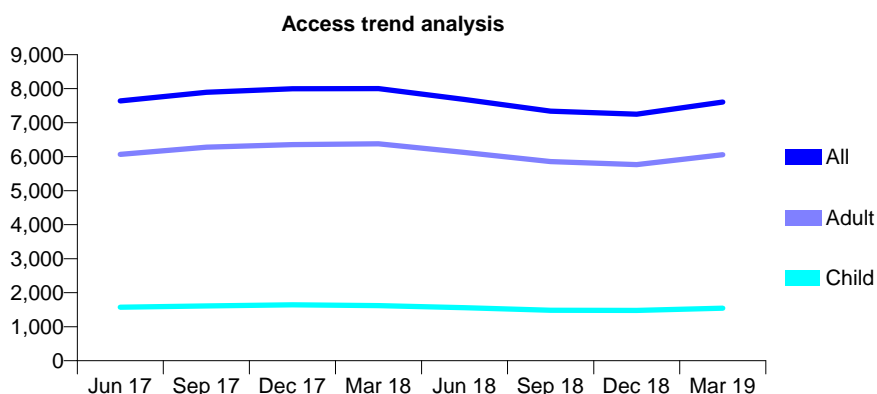
Q65 - Vital Signs At a Glance Contract Report for 101362/0046 - March 2019

Name or company name	Rodericks Dental Limited
Contract type name	GDS Contract
Purpose of contract	General
Contract start date	01/02/2012
Contract end date	

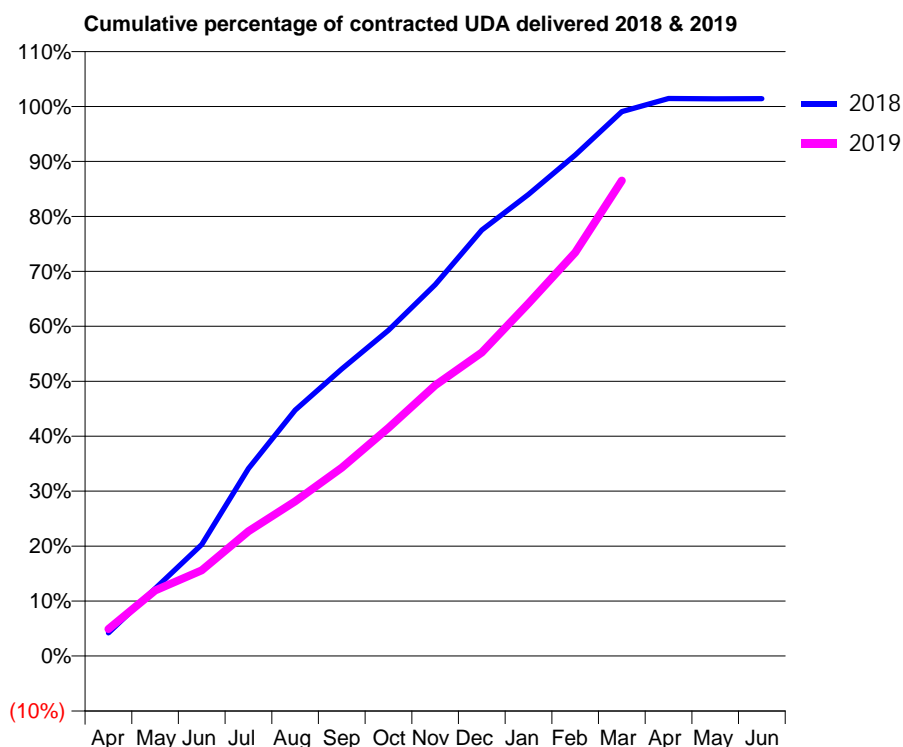
18/19 Contracted general activity (UDA)	20,083
Carry forward general activity (UDA)	-286
18/19 Contracted orthodontic activity (UOA)	0
Carry forward orthodontic activity (UOA)	0
Baseline contract value	£512,992.55

ACCESS*

Patients seen in 24 months	Total	Change since previous quarter
Quarter ending March 2018	8,001	
Quarter ending June 2018	7,682	↓
Quarter ending September 2018	7,340	↓
Quarter ending December 2018	7,248	↓
Quarter ending March 2019	7,607	↑
Variance since March 2018	(4.9%)	↓



ACTIVITY



Month	Adjusted Scheduled Activity (UDA)	
	2018	2019
April	846	985
May	2,462	2,396
June	4,074	3,134
July	6,853	4,559
August	8,988	5,651
September	10,488	6,879
October	11,904	8,335
November	13,572	9,894
December	15,569	11,095
January	16,869	12,886
February	18,308	14,751
March	19,896	17,374
April	20,374	
May	20,365	
June	20,369	

QUALITY

	Quantity	Base Number	Contract	AT	Region	England
% of FP17s for the same patient ID Re-attending within 3 months - Children	171	2,023	8.5%	9.5%	11.3%	11.8%
% of FP17s for the same patient ID Re-attending within 3 months - Adults	879	6,776	13.0%	13.9%	15.4%	15.7%
% of FP17s for the same patient ID Re-attending between 3 & 9 months - Children	937	2,023	46.3%	62.0%	61.3%	58.9%
% of FP17s for the same patient ID Re-attending between 3 & 9 months - Adults	2,719	6,776	40.1%	52.8%	52.1%	50.8%
% of FP17s for Band 1 Urgent Courses	1,029	8,592	12.0%	8.8%	9.5%	9.1%
% of FP17s Relating to Free Repair or Replacements	61	8,592	0.7%	0.8%	0.6%	0.8%
% of FP17s Relating to Continuations	13	8,592	0.2%	1.0%	0.8%	0.9%
% of Patients satisfied with the dentistry they have received	3	3	N/A	92.3%	92.4%	92.5%
% of Patients satisfied with the time they had to wait for an appointment	3	3	N/A	89.7%	86.3%	87.0%

* This is based on patients treated on this contract for their most recent course of treatment. Figures in italics indicate the base number of FP17s or Patient Questionnaire responses are less than 100. N/A is shown where the base number of responses is less than 10 during the period. % is calculated as Quantity/Base number*100

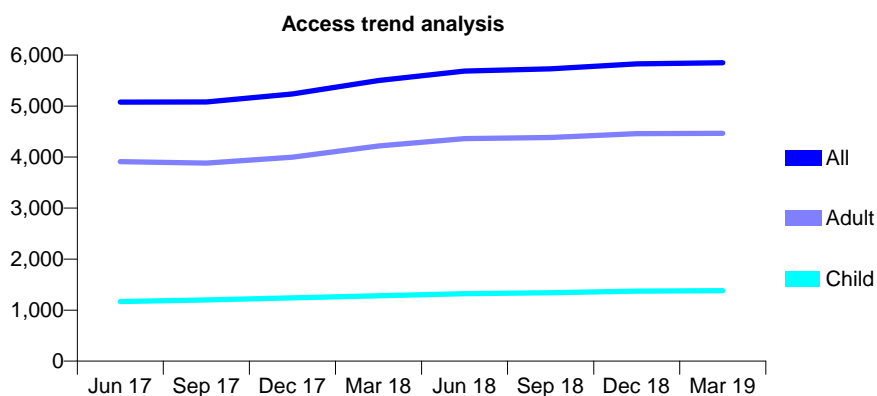
Q65 - Vital Signs At a Glance Contract Report for 101362/0047 - March 2019

Name or company name	Rodericks Dental Limited
Contract type name	GDS Contract
Purpose of contract	General
Contract start date	01/02/2012
Contract end date	

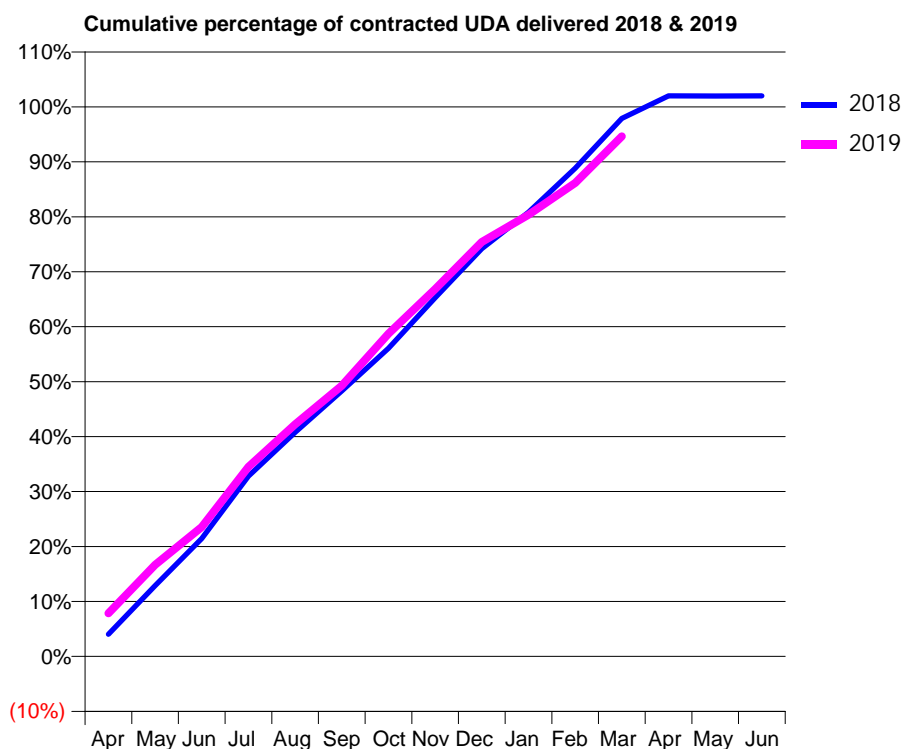
18/19 Contracted general activity (UDA)	13,456
Carry forward general activity (UDA)	-269
18/19 Contracted orthodontic activity (UOA)	0
Carry forward orthodontic activity (UOA)	0
Baseline contract value	£412,504.45

ACCESS*

Patients seen in 24 months	Total	Change since previous quarter
Quarter ending March 2018	5,502	
Quarter ending June 2018	5,684	↑
Quarter ending September 2018	5,729	→
Quarter ending December 2018	5,829	→
Quarter ending March 2019	5,849	→
Variance since March 2018	6.3%	↑



ACTIVITY



Month	Adjusted Scheduled Activity (UDA)	
	2018	2019
April	543	1,058
May	1,735	2,246
June	2,886	3,170
July	4,417	4,641
August	5,487	5,682
September	6,501	6,628
October	7,545	7,902
November	8,784	8,995
December	9,985	10,149
January	10,876	10,815
February	11,954	11,592
March	13,170	12,735
April	13,727	
May	13,724	
June	13,727	

QUALITY

	Quantity	Base Number	Contract	AT	Region	England
% of FP17s for the same patient ID Re-attending within 3 months - Children	180	2,246	8.0%	9.5%	11.3%	11.8%
% of FP17s for the same patient ID Re-attending within 3 months - Adults	840	5,992	14.0%	13.9%	15.4%	15.7%
% of FP17s for the same patient ID Re-attending between 3 & 9 months - Children	1,528	2,246	68.0%	62.0%	61.3%	58.9%
% of FP17s for the same patient ID Re-attending between 3 & 9 months - Adults	2,920	5,992	48.7%	52.8%	52.1%	50.8%
% of FP17s for Band 1 Urgent Courses	505	6,388	7.9%	8.8%	9.5%	9.1%
% of FP17s Relating to Free Repair or Replacements	112	6,388	1.8%	0.8%	0.6%	0.8%
% of FP17s Relating to Continuations	154	6,388	2.4%	1.0%	0.8%	0.9%
% of Patients satisfied with the dentistry they have received	2	3	N/A	92.3%	92.4%	92.5%
% of Patients satisfied with the time they had to wait for an appointment	2	3	N/A	89.7%	86.3%	87.0%

* This is based on patients treated on this contract for their most recent course of treatment. Figures in italics indicate the base number of FP17s or Patient Questionnaire responses are less than 100. N/A is shown where the base number of responses is less than 10 during the period. % is calculated as Quantity/Base number*100

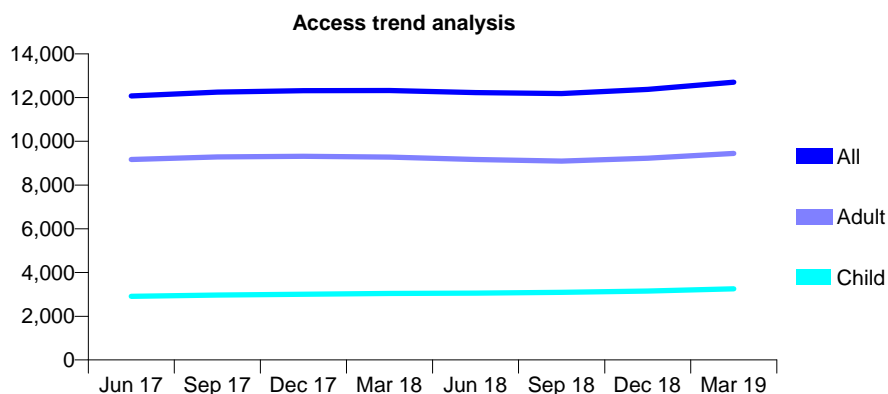
Q65 - Vital Signs At a Glance Contract Report for 101362/0048 - March 2019

Name or company name	Rodericks Dental Limited
Contract type name	GDS Contract
Purpose of contract	General
Contract start date	01/02/2012
Contract end date	

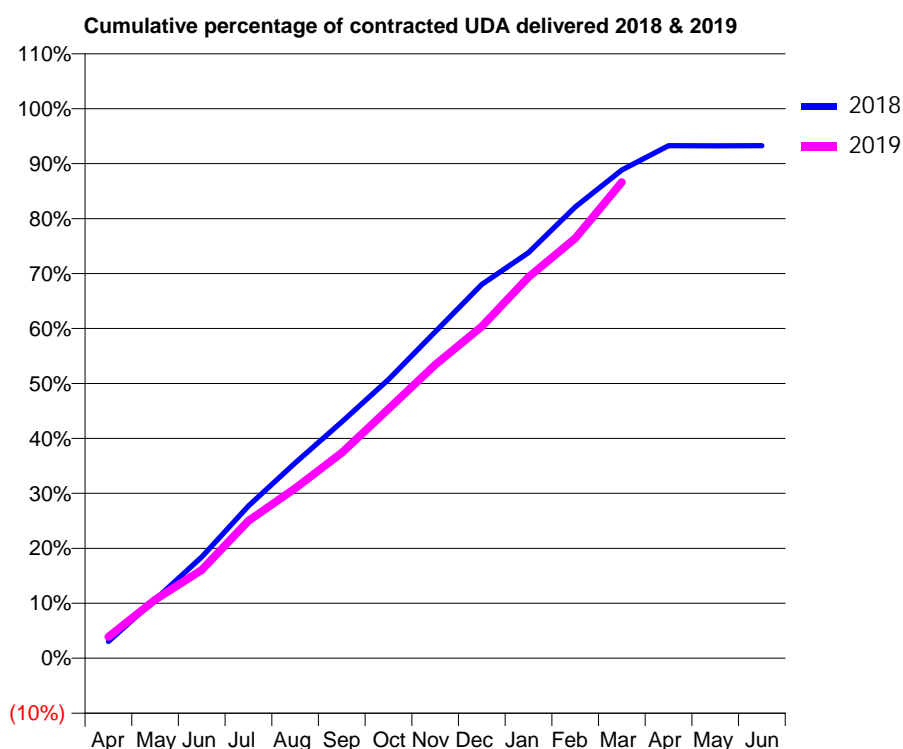
18/19 Contracted general activity (UDA)	36,000
Carry forward general activity (UDA)	0
18/19 Contracted orthodontic activity (UOA)	0
Carry forward orthodontic activity (UOA)	0
Baseline contract value	£835,747.99

ACCESS*

Patients seen in 24 months	Total	Change since previous quarter
Quarter ending March 2018	12,324	
Quarter ending June 2018	12,228	→
Quarter ending September 2018	12,185	→
Quarter ending December 2018	12,375	→
Quarter ending March 2019	12,701	↑
Variance since March 2018	3.1%	↑



ACTIVITY



Month	2018	2019
April	1,095	1,405
May	3,843	3,830
June	6,631	5,779
July	9,975	9,006
August	12,790	11,125
September	15,477	13,455
October	18,259	16,335
November	21,378	19,221
December	24,480	21,730
January	26,571	24,976
February	29,557	27,504
March	31,977	31,184
April	33,577	
May	33,571	
June	33,574	

QUALITY

	Quantity	Base Number	Contract	AT	Region	England
% of FP17s for the same patient ID Re-attending within 3 months - Children	272	4,420	6.2%	9.5%	11.3%	11.8%
% of FP17s for the same patient ID Re-attending within 3 months - Adults	1,355	10,867	12.5%	13.9%	15.4%	15.7%
% of FP17s for the same patient ID Re-attending between 3 & 9 months - Children	2,449	4,420	55.4%	62.0%	61.3%	58.9%
% of FP17s for the same patient ID Re-attending between 3 & 9 months - Adults	4,430	10,867	40.8%	52.8%	52.1%	50.8%
% of FP17s for Band 1 Urgent Courses	1,349	14,393	9.4%	8.8%	9.5%	9.1%
% of FP17s Relating to Free Repair or Replacements	80	14,393	0.6%	0.8%	0.6%	0.8%
% of FP17s Relating to Continuations	75	14,393	0.5%	1.0%	0.8%	0.9%
% of Patients satisfied with the dentistry they have received	6	6	N/A	92.3%	92.4%	92.5%
% of Patients satisfied with the time they had to wait for an appointment	6	6	N/A	89.7%	86.3%	87.0%

* This is based on patients treated on this contract for their most recent course of treatment.

Figures in italics indicate the base number of FP17s or Patient Questionnaire responses are less than 100. N/A is shown where the base number of responses is less than 10 during the period. % is calculated as Quantity/Base number*100

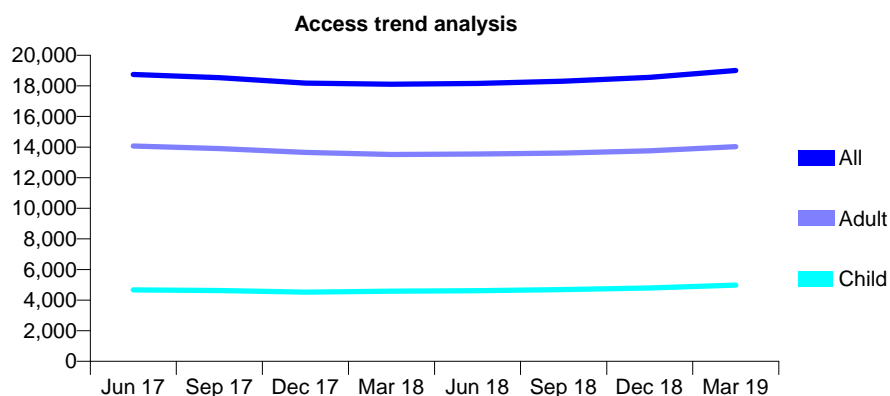
Q65 - Vital Signs At a Glance Contract Report for 101370/0030 - March 2019

Name or company name	Petrie Tucker & Partners Ltd
Contract type name	GDS Contract
Purpose of contract	General
Contract start date	01/04/2006
Contract end date	

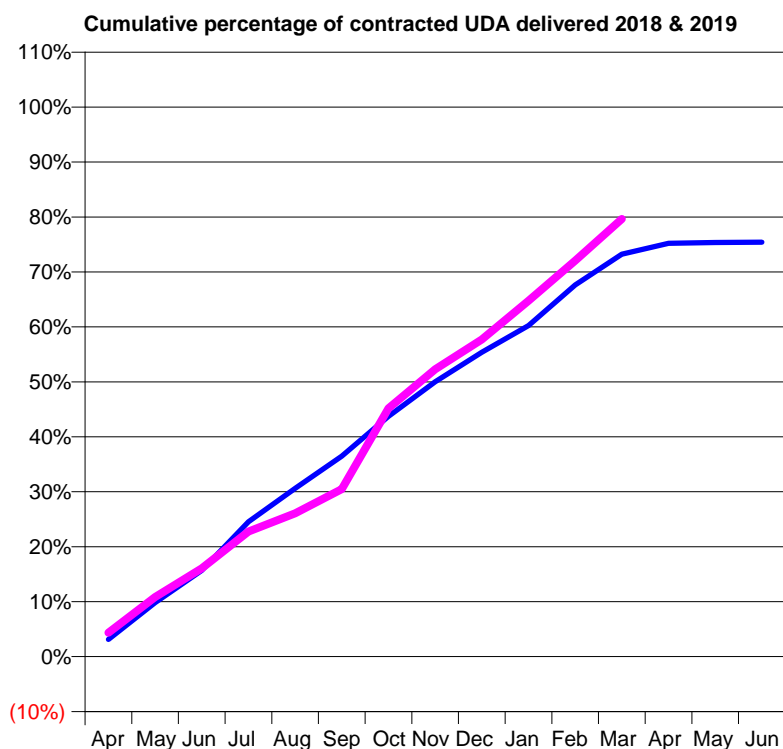
18/19 Contracted general activity (UDA)	61,735
Carry forward general activity (UDA)	0
18/19 Contracted orthodontic activity (UOA)	0
Carry forward orthodontic activity (UOA)	0
Baseline contract value	£1,362,173.49

ACCESS*

Patients seen in 24 months	Total	Change since previous quarter
Quarter ending March 2018	18,104	
Quarter ending June 2018	18,160	→
Quarter ending September 2018	18,304	→
Quarter ending December 2018	18,554	→
Quarter ending March 2019	19,007	↑
Variance since March 2018	5.0%	↑



ACTIVITY



Month	Adjusted Scheduled Activity (UDA)	
	2018	2019
April	1,944	2,682
May	6,074	6,711
June	9,680	9,932
July	15,157	14,058
August	18,892	16,093
September	22,525	18,803
October	26,993	27,909
November	30,880	32,271
December	34,202	35,622
January	37,186	39,984
February	41,755	44,484
March	45,206	49,159
April	46,441	
May	46,531	
June	46,556	

QUALITY

	Quantity	Base Number	Contract	AT	Region	England
% of FP17s for the same patient ID Re-attending within 3 months - Children	445	7,768	5.7%	9.5%	11.3%	11.8%
% of FP17s for the same patient ID Re-attending within 3 months - Adults	2,039	20,006	10.2%	13.9%	15.4%	15.7%
% of FP17s for the same patient ID Re-attending between 3 & 9 months - Children	4,641	7,768	59.7%	62.0%	61.3%	58.9%
% of FP17s for the same patient ID Re-attending between 3 & 9 months - Adults	11,101	20,006	55.5%	52.8%	52.1%	50.8%
% of FP17s for Band 1 Urgent Courses	1,258	27,099	4.6%	8.8%	9.5%	9.1%
% of FP17s Relating to Free Repair or Replacements	156	27,099	0.6%	0.8%	0.6%	0.8%
% of FP17s Relating to Continuations	376	27,099	1.4%	1.0%	0.8%	0.9%
% of Patients satisfied with the dentistry they have received	14	16	87.5%	92.3%	92.4%	92.5%
% of Patients satisfied with the time they had to wait for an appointment	14	16	87.5%	89.7%	86.3%	87.0%

* This is based on patients treated on this contract for their most recent course of treatment. Figures in italics indicate the base number of FP17s or Patient Questionnaire responses are less than 100. N/A is shown where the base number of responses is less than 10 during the period. % is calculated as Quantity/Base number*100

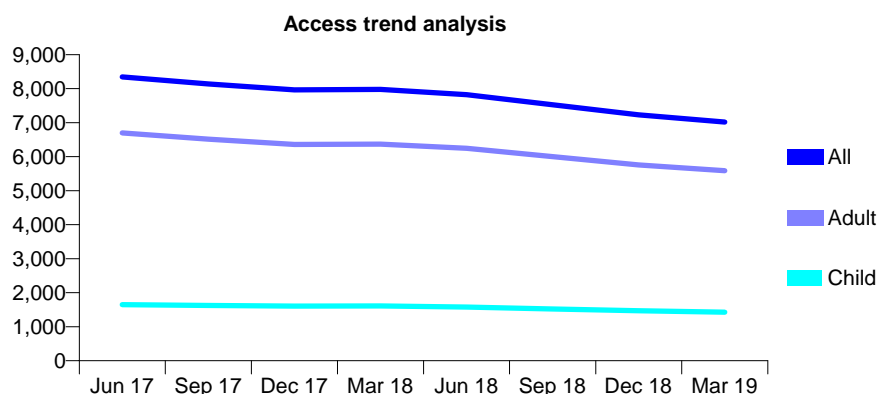
Q65 - Vital Signs At a Glance Contract Report for 101370/0031 - March 2019

Name or company name	Petrie Tucker & Partners Ltd
Contract type name	GDS Contract
Purpose of contract	General
Contract start date	01/04/2006
Contract end date	

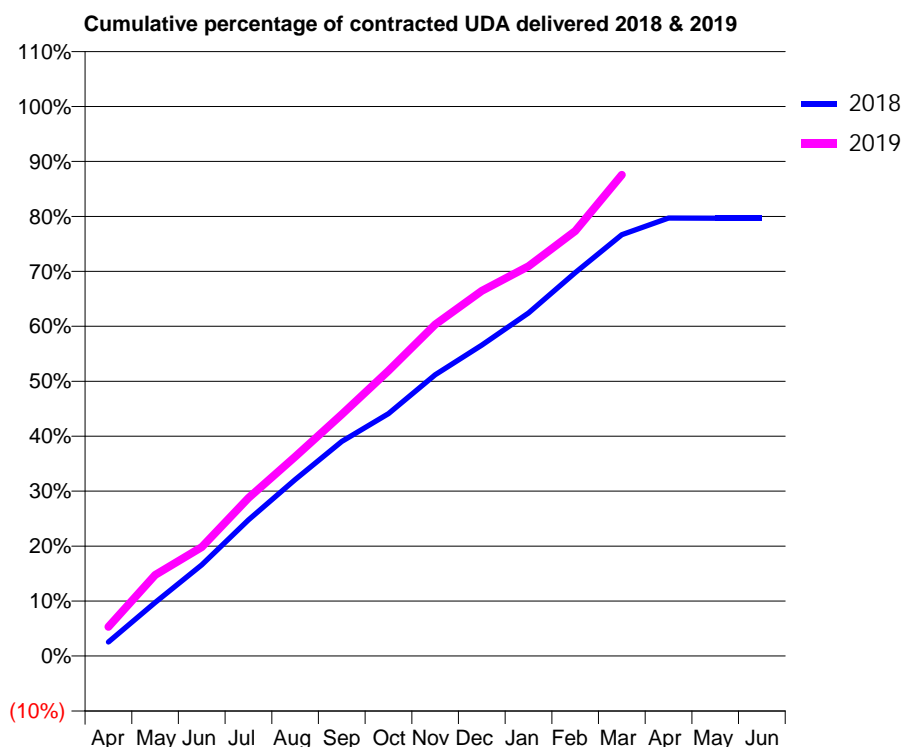
18/19 Contracted general activity (UDA)	23,500
Carry forward general activity (UDA)	0
18/19 Contracted orthodontic activity (UOA)	0
Carry forward orthodontic activity (UOA)	0
Baseline contract value	£507,618.11

ACCESS*

Patients seen in 24 months	Total	Change since previous quarter
Quarter ending March 2018	7,980	
Quarter ending June 2018	7,825	↓
Quarter ending September 2018	7,527	↓
Quarter ending December 2018	7,229	↓
Quarter ending March 2019	7,017	↓
Variance since March 2018	(12.1%)	↓



ACTIVITY



Month	Adjusted Scheduled Activity (UDA)	
	2018	2019
April	745	1,249
May	2,822	3,463
June	4,810	4,655
July	7,182	6,762
August	9,314	8,522
September	11,321	10,332
October	12,790	12,202
November	14,844	14,172
December	16,411	15,618
January	18,104	16,664
February	20,227	18,170
March	22,235	20,577
April	23,114	
May	23,102	
June	23,099	

QUALITY

	Quantity	Base Number	Contract	AT	Region	England
% of FP17s for the same patient ID Re-attending within 3 months - Children	140	1,937	7.2%	9.5%	11.3%	11.8%
% of FP17s for the same patient ID Re-attending within 3 months - Adults	733	6,466	11.3%	13.9%	15.4%	15.7%
% of FP17s for the same patient ID Re-attending between 3 & 9 months - Children	1,013	1,937	52.3%	62.0%	61.3%	58.9%
% of FP17s for the same patient ID Re-attending between 3 & 9 months - Adults	3,059	6,466	47.3%	52.8%	52.1%	50.8%
% of FP17s for Band 1 Urgent Courses	487	8,035	6.1%	8.8%	9.5%	9.1%
% of FP17s Relating to Free Repair or Replacements	35	8,035	0.4%	0.8%	0.6%	0.8%
% of FP17s Relating to Continuations	145	8,035	1.8%	1.0%	0.8%	0.9%
% of Patients satisfied with the dentistry they have received	7	7	N/A	92.3%	92.4%	92.5%
% of Patients satisfied with the time they had to wait for an appointment	6	7	N/A	89.7%	86.3%	87.0%

* This is based on patients treated on this contract for their most recent course of treatment.

Figures in italics indicate the base number of FP17s or Patient Questionnaire responses are less than 100. N/A is shown where the base number of responses is less than 10 during the period. % is calculated as Quantity/Base number*100

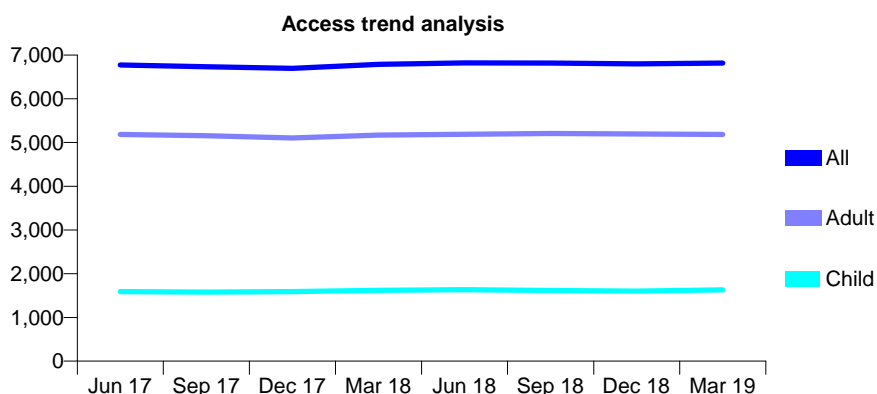
Q65 - Vital Signs At a Glance Contract Report for 101370/0041 - March 2019

Name or company name	Petrie Tucker & Partners Ltd
Contract type name	GDS Contract
Purpose of contract	General
Contract start date	01/04/2006
Contract end date	

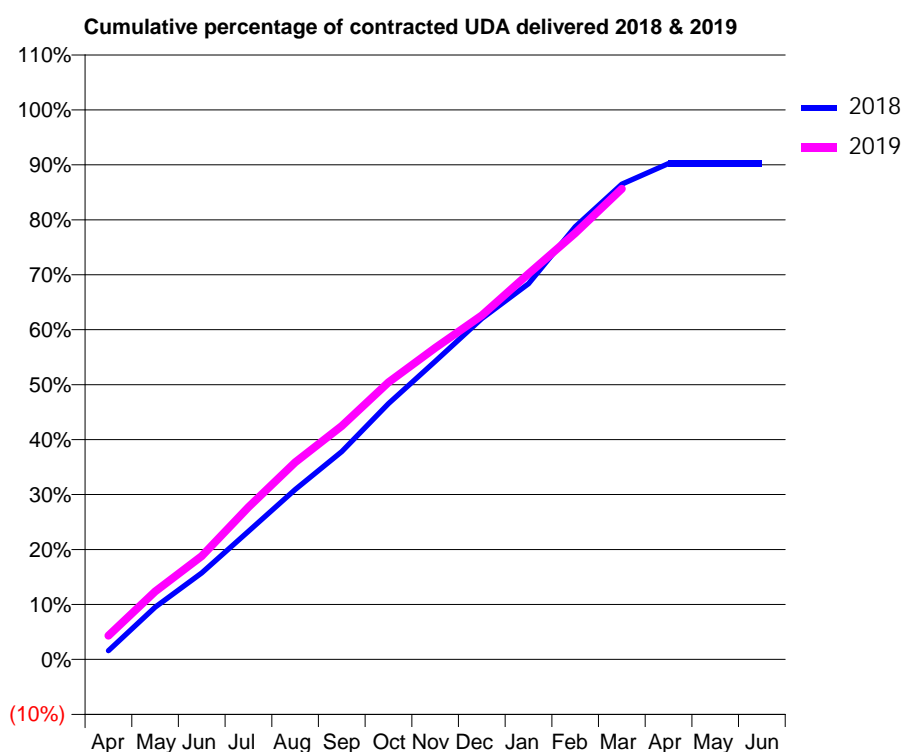
18/19 Contracted general activity (UDA)	18,250
Carry forward general activity (UDA)	0
18/19 Contracted orthodontic activity (UOA)	0
Carry forward orthodontic activity (UOA)	0
Baseline contract value	£418,271.86

ACCESS*

Patients seen in 24 months	Total	Change since previous quarter
Quarter ending March 2018	6,787	
Quarter ending June 2018	6,823	→
Quarter ending September 2018	6,819	→
Quarter ending December 2018	6,800	→
Quarter ending March 2019	6,815	→
Variance since March 2018	0.4%	→



ACTIVITY



Month	Adjusted Scheduled Activity (UDA)	
	2018	2019
April	291	791
May	1,736	2,257
June	2,873	3,432
July	4,255	5,062
August	5,639	6,545
September	6,901	7,751
October	8,495	9,204
November	9,900	10,344
December	11,318	11,423
January	12,479	12,807
February	14,367	14,156
March	15,784	15,626
April	16,469	
May	16,469	
June	16,469	

QUALITY

	Quantity	Base Number	Contract	AT	Region	England
% of FP17s for the same patient ID Re-attending within 3 months - Children	147	2,372	6.2%	9.5%	11.3%	11.8%
% of FP17s for the same patient ID Re-attending within 3 months - Adults	674	6,309	10.7%	13.9%	15.4%	15.7%
% of FP17s for the same patient ID Re-attending between 3 & 9 months - Children	1,456	2,372	61.4%	62.0%	61.3%	58.9%
% of FP17s for the same patient ID Re-attending between 3 & 9 months - Adults	2,983	6,309	47.3%	52.8%	52.1%	50.8%
% of FP17s for Band 1 Urgent Courses	553	7,783	7.1%	8.8%	9.5%	9.1%
% of FP17s Relating to Free Repair or Replacements	46	7,783	0.6%	0.8%	0.6%	0.8%
% of FP17s Relating to Continuations	97	7,783	1.2%	1.0%	0.8%	0.9%
% of Patients satisfied with the dentistry they have received	5	6	N/A	92.3%	92.4%	92.5%
% of Patients satisfied with the time they had to wait for an appointment	6	6	N/A	89.7%	86.3%	87.0%

* This is based on patients treated on this contract for their most recent course of treatment. Figures in italics indicate the base number of FP17s or Patient Questionnaire responses are less than 100. N/A is shown where the base number of responses is less than 10 during the period. % is calculated as Quantity/Base number*100

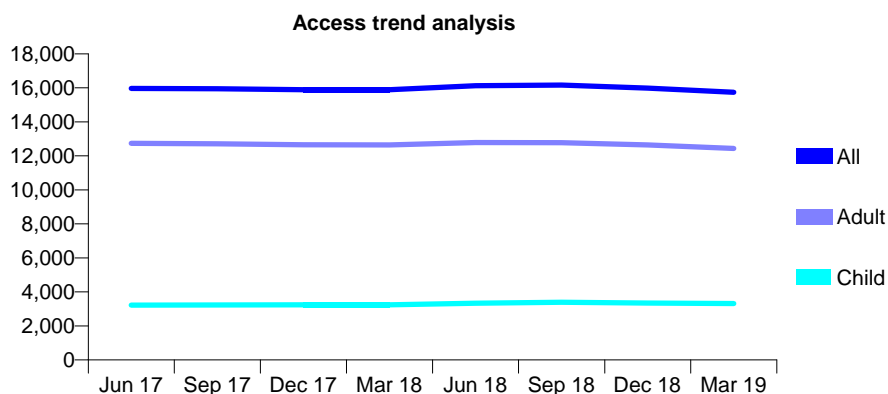
Q65 - Vital Signs At a Glance Contract Report for 101370/0050 - March 2019

Name or company name	Petrie Tucker & Partners Ltd
Contract type name	GDS Contract
Purpose of contract	General
Contract start date	01/04/2006
Contract end date	

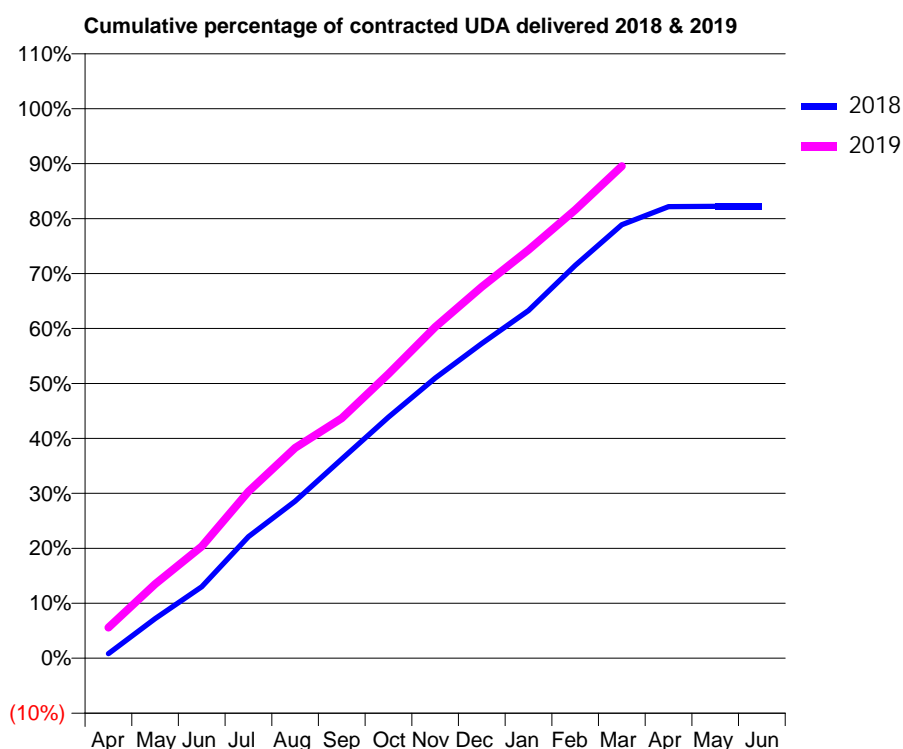
18/19 Contracted general activity (UDA)	45,000
Carry forward general activity (UDA)	0
18/19 Contracted orthodontic activity (UOA)	0
Carry forward orthodontic activity (UOA)	0
Baseline contract value	£992,751.50

ACCESS*

Patients seen in 24 months	Total	Change since previous quarter
Quarter ending March 2018	15,892	
Quarter ending June 2018	16,128	→
Quarter ending September 2018	16,168	→
Quarter ending December 2018	15,992	↓
Quarter ending March 2019	15,749	↓
Variance since March 2018	(0.9%)	→



ACTIVITY



Month	Adjusted Scheduled Activity (UDA)	
	2018	2019
April	455	2,520
May	3,872	6,072
June	6,984	9,156
July	11,881	13,646
August	15,368	17,230
September	19,473	19,651
October	23,565	23,284
November	27,382	27,121
December	30,771	30,412
January	34,000	33,436
February	38,408	36,721
March	42,373	40,287
April	44,140	
May	44,175	
June	44,180	

QUALITY

	Quantity	Base Number	Contract	AT	Region	England
% of FP17s for the same patient ID Re-attending within 3 months - Children	296	4,934	6.0%	9.5%	11.3%	11.8%
% of FP17s for the same patient ID Re-attending within 3 months - Adults	1,416	16,001	8.8%	13.9%	15.4%	15.7%
% of FP17s for the same patient ID Re-attending between 3 & 9 months - Children	3,005	4,934	60.9%	62.0%	61.3%	58.9%
% of FP17s for the same patient ID Re-attending between 3 & 9 months - Adults	9,075	16,001	56.7%	52.8%	52.1%	50.8%
% of FP17s for Band 1 Urgent Courses	1,000	20,018	5.0%	8.8%	9.5%	9.1%
% of FP17s Relating to Free Repair or Replacements	63	20,018	0.3%	0.8%	0.6%	0.8%
% of FP17s Relating to Continuations	253	20,018	1.3%	1.0%	0.8%	0.9%
% of Patients satisfied with the dentistry they have received	8	8	N/A	92.3%	92.4%	92.5%
% of Patients satisfied with the time they had to wait for an appointment	6	8	N/A	89.7%	86.3%	87.0%

* This is based on patients treated on this contract for their most recent course of treatment.

Figures in italics indicate the base number of FP17s or Patient Questionnaire responses are less than 100. N/A is shown where the base number of responses is less than 10 during the period. % is calculated as Quantity/Base number*100

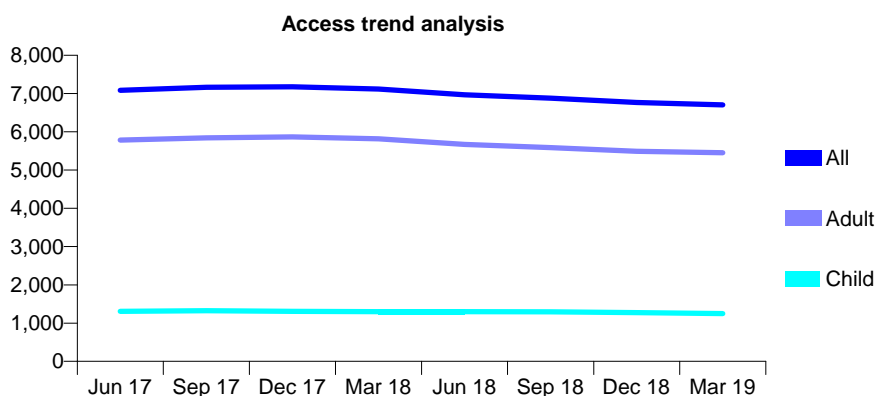
Q65 - Vital Signs At a Glance Contract Report for 101370/0055 - March 2019

Name or company name	Petrie Tucker & Partners Ltd
Contract type name	GDS Contract
Purpose of contract	General
Contract start date	01/04/2006
Contract end date	

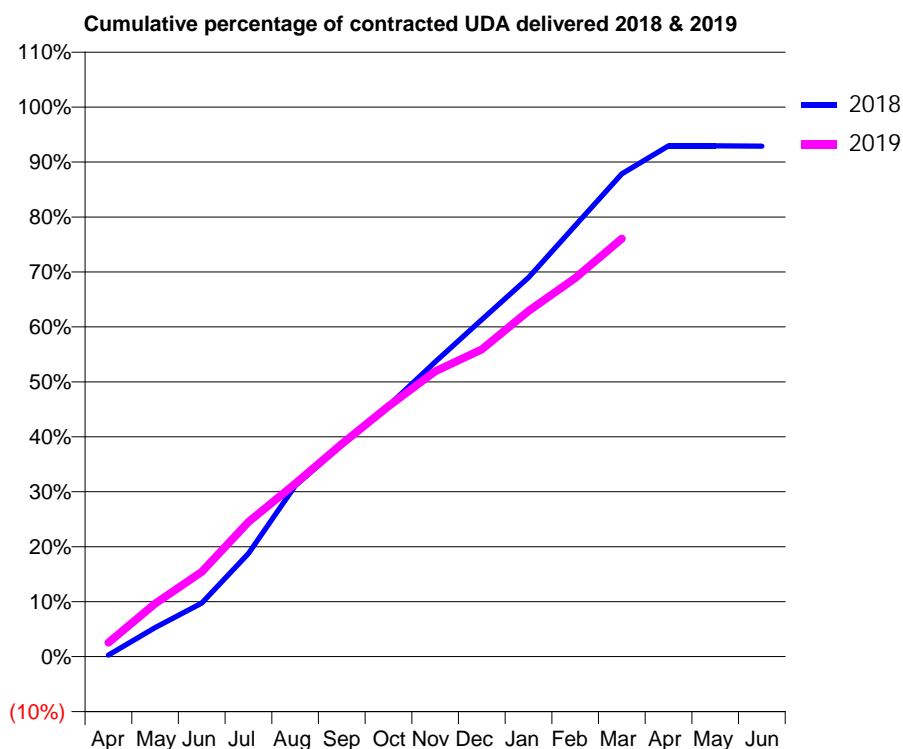
18/19 Contracted general activity (UDA)	25,485
Carry forward general activity (UDA)	0
18/19 Contracted orthodontic activity (UOA)	0
Carry forward orthodontic activity (UOA)	0
Baseline contract value	£589,493.18

ACCESS*

Patients seen in 24 months	Total	Change since previous quarter
Quarter ending March 2018	7,115	
Quarter ending June 2018	6,967	↓
Quarter ending September 2018	6,879	↓
Quarter ending December 2018	6,766	↓
Quarter ending March 2019	6,705	→
Variance since March 2018	(5.8%)	↓



ACTIVITY



Month	Adjusted Scheduled Activity (UDA)	
	2018	2019
April	73	654
May	1,351	2,460
June	2,482	3,929
July	4,783	6,242
August	7,923	8,020
September	9,823	9,860
October	11,639	11,611
November	13,664	13,230
December	15,626	14,247
January	17,580	16,026
February	19,991	17,554
March	22,392	19,382
April	23,680	
May	23,682	
June	23,668	

QUALITY

	Quantity	Base Number	Contract	AT	Region	England
% of FP17s for the same patient ID Re-attending within 3 months - Children	99	1,563	6.3%	9.5%	11.3%	11.8%
% of FP17s for the same patient ID Re-attending within 3 months - Adults	829	6,694	12.4%	13.9%	15.4%	15.7%
% of FP17s for the same patient ID Re-attending between 3 & 9 months - Children	877	1,563	56.1%	62.0%	61.3%	58.9%
% of FP17s for the same patient ID Re-attending between 3 & 9 months - Adults	3,136	6,694	46.8%	52.8%	52.1%	50.8%
% of FP17s for Band 1 Urgent Courses	555	7,857	7.1%	8.8%	9.5%	9.1%
% of FP17s Relating to Free Repair or Replacements	59	7,857	0.8%	0.8%	0.6%	0.8%
% of FP17s Relating to Continuations	107	7,857	1.4%	1.0%	0.8%	0.9%
% of Patients satisfied with the dentistry they have received	6	6	N/A	92.3%	92.4%	92.5%
% of Patients satisfied with the time they had to wait for an appointment	6	6	N/A	89.7%	86.3%	87.0%

* This is based on patients treated on this contract for their most recent course of treatment. Figures in italics indicate the base number of FP17s or Patient Questionnaire responses are less than 100. N/A is shown where the base number of responses is less than 10 during the period. % is calculated as Quantity/Base number*100

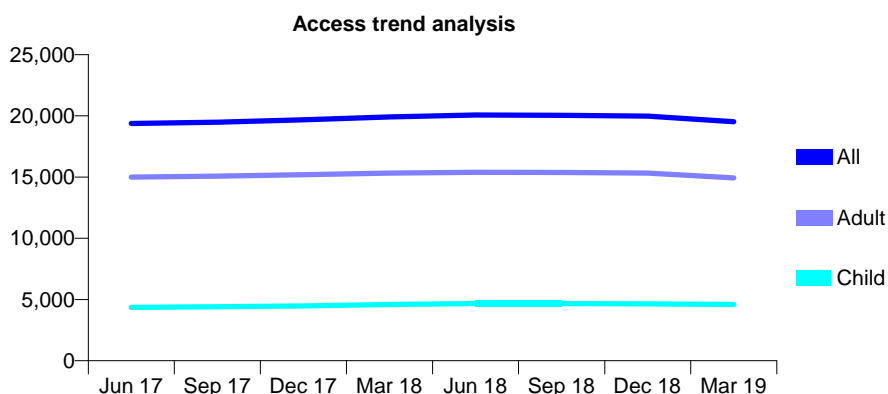
Q65 - Vital Signs At a Glance Contract Report for 101435/0006 - March 2019

Name or company name	IDH Limited
Contract type name	GDS Contract
Purpose of contract	General
Contract start date	01/04/2006
Contract end date	

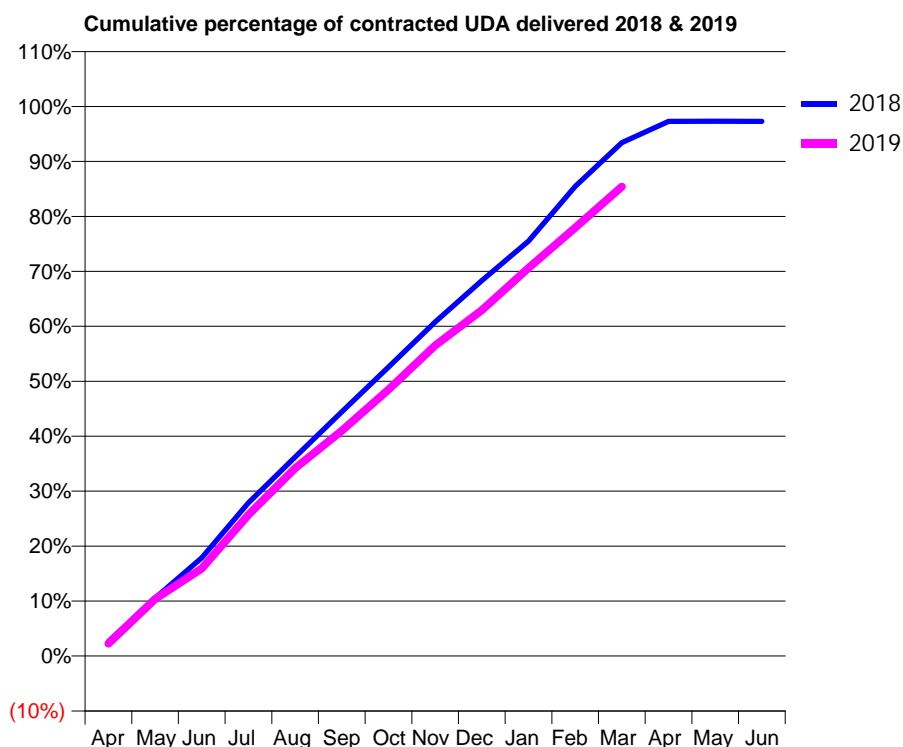
18/19 Contracted general activity (UDA)	55,223
Carry forward general activity (UDA)	1,484
18/19 Contracted orthodontic activity (UOA)	0
Carry forward orthodontic activity (UOA)	0
Baseline contract value	£1,233,273.19

ACCESS*

Patients seen in 24 months	Total	Change since previous quarter
Quarter ending March 2018	19,915	
Quarter ending June 2018	20,068	→
Quarter ending September 2018	20,049	→
Quarter ending December 2018	19,986	→
Quarter ending March 2019	19,522	↓
Variance since March 2018	(2.0%)	↓



ACTIVITY



Month	Adjusted Scheduled Activity (UDA)	
	2018	2019
April	1,429	1,258
May	5,749	5,748
June	9,716	8,794
July	15,168	14,200
August	19,691	18,869
September	24,151	22,644
October	28,576	26,768
November	33,048	31,200
December	37,131	34,744
January	41,047	38,986
February	46,453	43,037
March	50,775	47,160
April	52,873	
May	52,893	
June	52,876	

QUALITY

	Quantity	Base Number	Contract	AT	Region	England
% of FP17s for the same patient ID Re-attending within 3 months - Children	257	6,082	4.2%	9.5%	11.3%	11.8%
% of FP17s for the same patient ID Re-attending within 3 months - Adults	1,640	18,508	8.9%	13.9%	15.4%	15.7%
% of FP17s for the same patient ID Re-attending between 3 & 9 months - Children	3,289	6,082	54.1%	62.0%	61.3%	58.9%
% of FP17s for the same patient ID Re-attending between 3 & 9 months - Adults	8,947	18,508	48.3%	52.8%	52.1%	50.8%
% of FP17s for Band 1 Urgent Courses	1,003	23,618	4.2%	8.8%	9.5%	9.1%
% of FP17s Relating to Free Repair or Replacements	61	23,618	0.3%	0.8%	0.6%	0.8%
% of FP17s Relating to Continuations	402	23,618	1.7%	1.0%	0.8%	0.9%
% of Patients satisfied with the dentistry they have received	4	5	N/A	92.3%	92.4%	92.5%
% of Patients satisfied with the time they had to wait for an appointment	4	5	N/A	89.7%	86.3%	87.0%

* This is based on patients treated on this contract for their most recent course of treatment.

Figures in italics indicate the base number of FP17s or Patient Questionnaire responses are less than 100. N/A is shown where the base number of responses is less than 10 during the period. % is calculated as Quantity/Base number*100

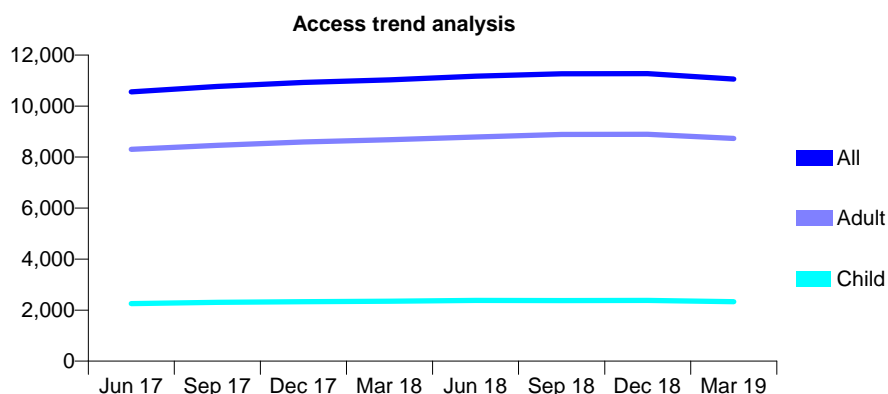
Q65 - Vital Signs At a Glance Contract Report for 101435/0007 - March 2019

Name or company name	IDH Limited
Contract type name	GDS Contract
Purpose of contract	General
Contract start date	01/04/2006
Contract end date	

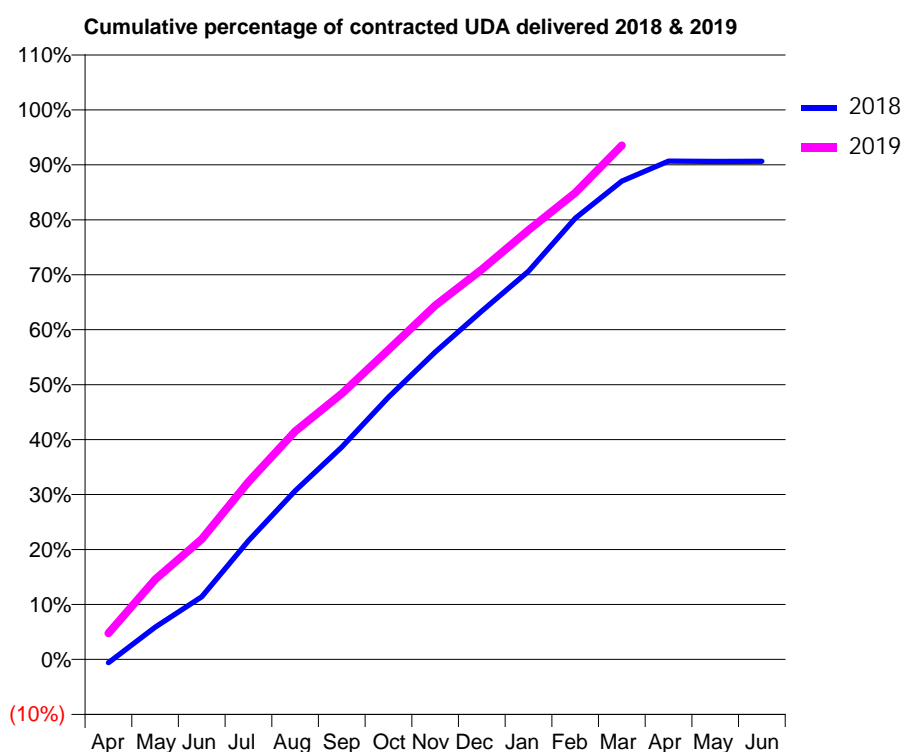
18/19 Contracted general activity (UDA)	29,720
Carry forward general activity (UDA)	0
18/19 Contracted orthodontic activity (UOA)	0
Carry forward orthodontic activity (UOA)	0
Baseline contract value	£689,519.84

ACCESS*

Patients seen in 24 months	Total	Change since previous quarter
Quarter ending March 2018	11,031	
Quarter ending June 2018	11,173	→
Quarter ending September 2018	11,267	→
Quarter ending December 2018	11,273	→
Quarter ending March 2019	11,062	↓
Variance since March 2018	0.3%	→



ACTIVITY



Month	2018	2019
April	-201	1,415
May	1,876	4,322
June	3,649	6,509
July	6,908	9,603
August	9,820	12,340
September	12,362	14,373
October	15,271	16,741
November	17,895	19,136
December	20,290	21,088
January	22,602	23,221
February	25,686	25,233
March	27,848	27,802
April	29,012	
May	29,002	
June	29,007	

QUALITY

	Quantity	Base Number	Contract	AT	Region	England
% of FP17s for the same patient ID Re-attending within 3 months - Children	120	2,994	4.0%	9.5%	11.3%	11.8%
% of FP17s for the same patient ID Re-attending within 3 months - Adults	847	9,898	8.6%	13.9%	15.4%	15.7%
% of FP17s for the same patient ID Re-attending between 3 & 9 months - Children	1,690	2,994	56.4%	62.0%	61.3%	58.9%
% of FP17s for the same patient ID Re-attending between 3 & 9 months - Adults	4,803	9,898	48.5%	52.8%	52.1%	50.8%
% of FP17s for Band 1 Urgent Courses	1,034	12,369	8.4%	8.8%	9.5%	9.1%
% of FP17s Relating to Free Repair or Replacements	56	12,369	0.5%	0.8%	0.6%	0.8%
% of FP17s Relating to Continuations	85	12,369	0.7%	1.0%	0.8%	0.9%
% of Patients satisfied with the dentistry they have received	7	8	N/A	92.3%	92.4%	92.5%
% of Patients satisfied with the time they had to wait for an appointment	8	8	N/A	89.7%	86.3%	87.0%

* This is based on patients treated on this contract for their most recent course of treatment. Figures in italics indicate the base number of FP17s or Patient Questionnaire responses are less than 100. N/A is shown where the base number of responses is less than 10 during the period. % is calculated as Quantity/Base number*100

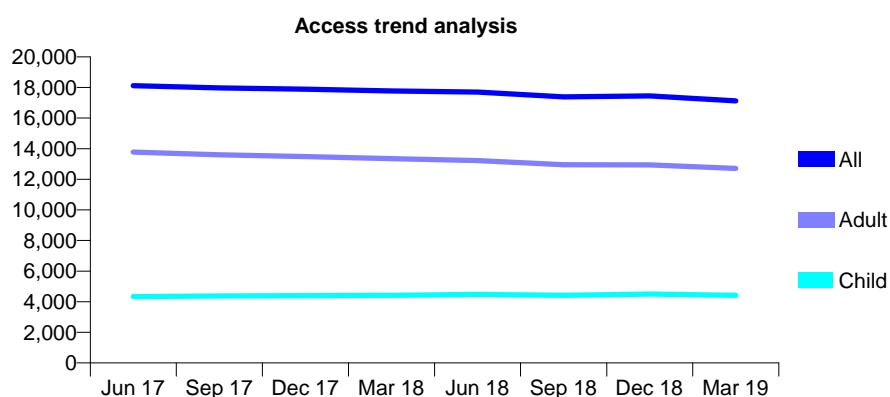
Q65 - Vital Signs At a Glance Contract Report for 101435/0020 - March 2019

Name or company name	IDH Limited
Contract type name	GDS Contract
Purpose of contract	General
Contract start date	01/04/2006
Contract end date	

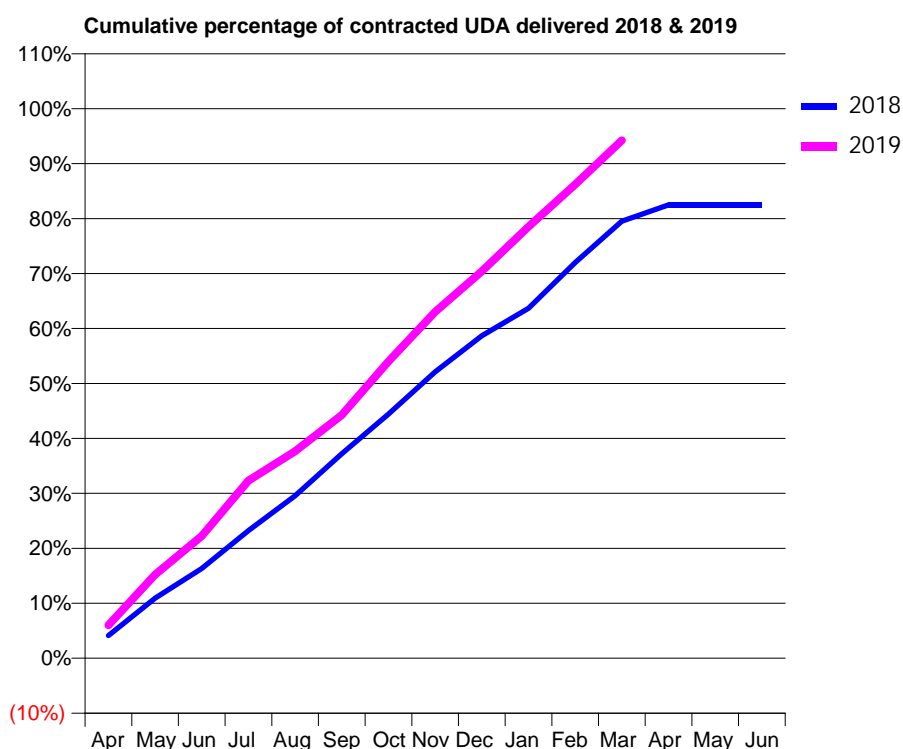
18/19 Contracted general activity (UDA)	46,000
Carry forward general activity (UDA)	0
18/19 Contracted orthodontic activity (UOA)	0
Carry forward orthodontic activity (UOA)	0
Baseline contract value	£1,205,953.14

ACCESS*

Patients seen in 24 months	Total	Change since previous quarter
Quarter ending March 2018	17,771	
Quarter ending June 2018	17,705	→
Quarter ending September 2018	17,380	↓
Quarter ending December 2018	17,454	→
Quarter ending March 2019	17,132	↓
Variance since March 2018	(3.6%)	↓



ACTIVITY



Month	Adjusted Scheduled Activity (UDA)	
	2018	2019
April	2,410	2,777
May	6,401	7,004
June	9,550	10,229
July	13,613	14,861
August	17,319	17,330
September	21,789	20,354
October	26,009	24,847
November	30,514	28,995
December	34,349	32,392
January	37,299	36,124
February	42,173	39,661
March	46,557	43,335
April	48,305	
May	48,313	
June	48,309	

QUALITY

	Quantity	Base Number	Contract	AT	Region	England
% of FP17s for the same patient ID Re-attending within 3 months - Children	322	5,499	5.9%	9.5%	11.3%	11.8%
% of FP17s for the same patient ID Re-attending within 3 months - Adults	1,865	14,373	13.0%	13.9%	15.4%	15.7%
% of FP17s for the same patient ID Re-attending between 3 & 9 months - Children	2,972	5,499	54.0%	62.0%	61.3%	58.9%
% of FP17s for the same patient ID Re-attending between 3 & 9 months - Adults	6,323	14,373	44.0%	52.8%	52.1%	50.8%
% of FP17s for Band 1 Urgent Courses	2,282	19,135	11.9%	8.8%	9.5%	9.1%
% of FP17s Relating to Free Repair or Replacements	109	19,135	0.6%	0.8%	0.6%	0.8%
% of FP17s Relating to Continuations	283	19,135	1.5%	1.0%	0.8%	0.9%
% of Patients satisfied with the dentistry they have received	7	8	N/A	92.3%	92.4%	92.5%
% of Patients satisfied with the time they had to wait for an appointment	5	8	N/A	89.7%	86.3%	87.0%

* This is based on patients treated on this contract for their most recent course of treatment.

Figures in italics indicate the base number of FP17s or Patient Questionnaire responses are less than 100. N/A is shown where the base number of responses is less than 10 during the period. % is calculated as Quantity/Base number*100

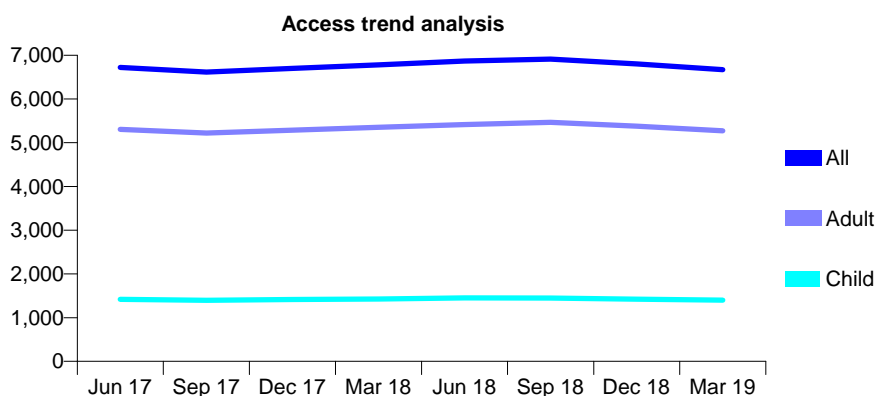
Q65 - Vital Signs At a Glance Contract Report for 101435/0055 - March 2019

Name or company name	IDH Limited
Contract type name	GDS Contract
Purpose of contract	General
Contract start date	02/01/2007
Contract end date	

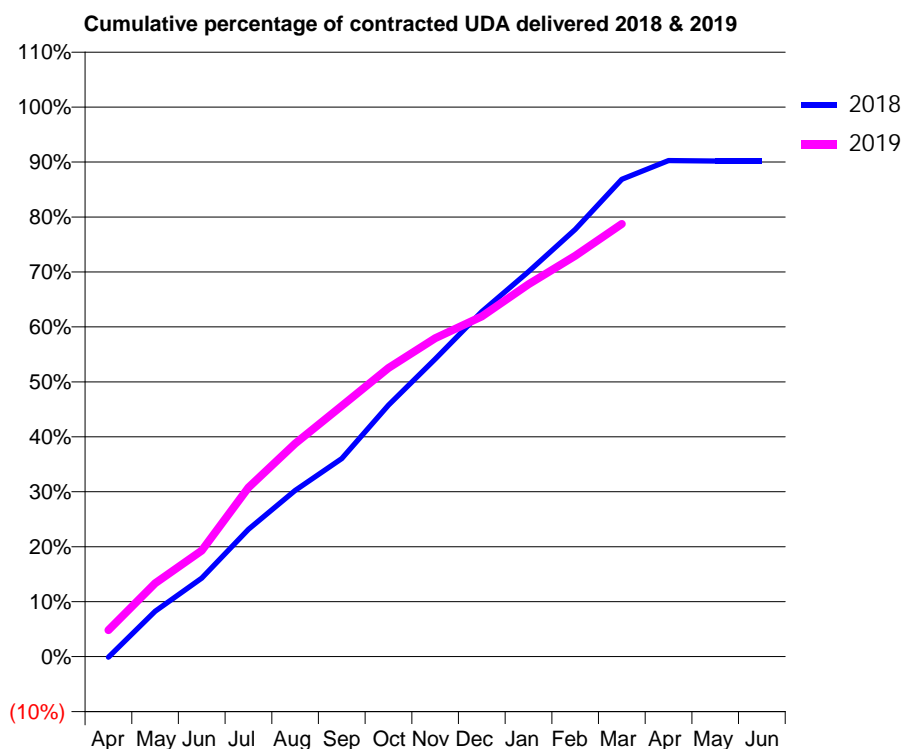
18/19 Contracted general activity (UDA)	20,500
Carry forward general activity (UDA)	0
18/19 Contracted orthodontic activity (UOA)	0
Carry forward orthodontic activity (UOA)	0
Baseline contract value	£476,894.98

ACCESS*

Patients seen in 24 months	Total	Change since previous quarter
Quarter ending March 2018	6,779	
Quarter ending June 2018	6,866	→
Quarter ending September 2018	6,914	→
Quarter ending December 2018	6,802	↓
Quarter ending March 2019	6,672	↓
Variance since March 2018	(1.6%)	↓



ACTIVITY



Month	Adjusted Scheduled Activity (UDA)	
	2018	2019
April	-23	987
May	1,736	2,736
June	2,998	3,956
July	4,863	6,307
August	6,354	7,954
September	7,572	9,349
October	9,606	10,770
November	11,374	11,876
December	13,180	12,687
January	14,711	13,888
February	16,325	14,952
March	18,242	16,141
April	18,954	
May	18,939	
June	18,936	

QUALITY

	Quantity	Base Number	Contract	AT	Region	England
% of FP17s for the same patient ID Re-attending within 3 months - Children	83	1,716	4.8%	9.5%	11.3%	11.8%
% of FP17s for the same patient ID Re-attending within 3 months - Adults	749	6,573	11.4%	13.9%	15.4%	15.7%
% of FP17s for the same patient ID Re-attending between 3 & 9 months - Children	1,015	1,716	59.1%	62.0%	61.3%	58.9%
% of FP17s for the same patient ID Re-attending between 3 & 9 months - Adults	3,715	6,573	56.5%	52.8%	52.1%	50.8%
% of FP17s for Band 1 Urgent Courses	819	7,666	10.7%	8.8%	9.5%	9.1%
% of FP17s Relating to Free Repair or Replacements	132	7,666	1.7%	0.8%	0.6%	0.8%
% of FP17s Relating to Continuations	78	7,666	1.0%	1.0%	0.8%	0.9%
% of Patients satisfied with the dentistry they have received	4	5	N/A	92.3%	92.4%	92.5%
% of Patients satisfied with the time they had to wait for an appointment	5	5	N/A	89.7%	86.3%	87.0%

* This is based on patients treated on this contract for their most recent course of treatment. Figures in italics indicate the base number of FP17s or Patient Questionnaire responses are less than 100. N/A is shown where the base number of responses is less than 10 during the period. % is calculated as Quantity/Base number*100

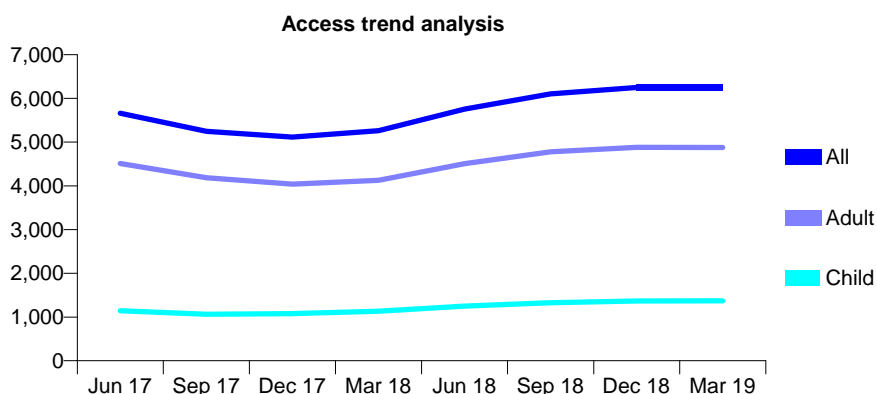
Q65 - Vital Signs At a Glance Contract Report for 101435/0069 - March 2019

Name or company name	IDH Limited
Contract type name	GDS Contract
Purpose of contract	General
Contract start date	07/09/2007
Contract end date	

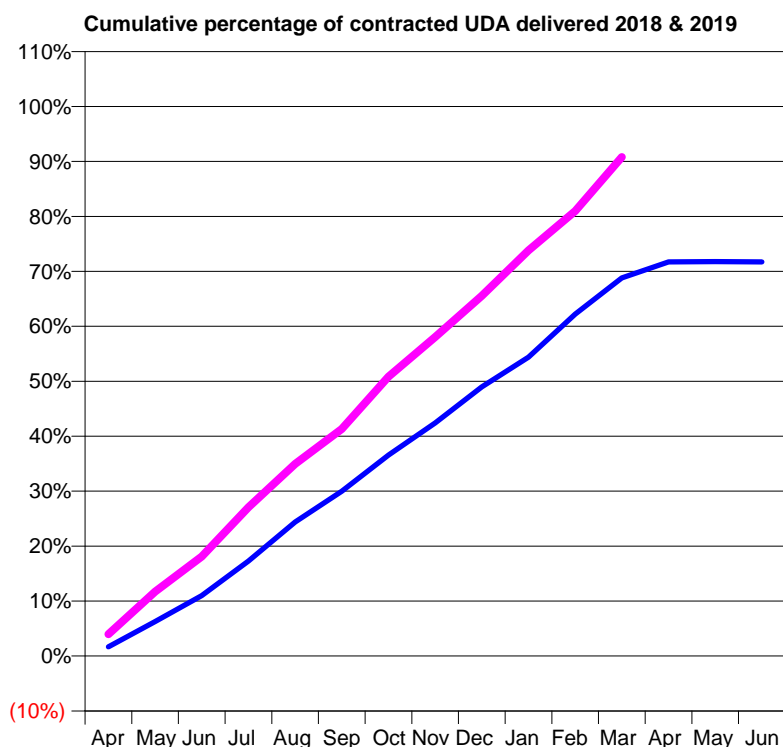
18/19 Contracted general activity (UDA)	21,132
Carry forward general activity (UDA)	0
18/19 Contracted orthodontic activity (UOA)	0
Carry forward orthodontic activity (UOA)	0
Baseline contract value	£435,725.67

ACCESS*

Patients seen in 24 months	Total	Change since previous quarter
Quarter ending March 2018	5,259	
Quarter ending June 2018	5,758	↑
Quarter ending September 2018	6,104	↑
Quarter ending December 2018	6,250	↑
Quarter ending March 2019	6,249	→
Variance since March 2018	18.8%	↑



ACTIVITY



Month	Adjusted Scheduled Activity (UDA)	
	2018	2019
April	358	846
May	1,326	2,477
June	2,327	3,823
July	3,654	5,719
August	5,157	7,389
September	6,336	8,733
October	7,725	10,742
November	8,968	12,270
December	10,349	13,849
January	11,493	15,595
February	13,148	17,110
March	14,542	19,188
April	15,156	
May	15,167	
June	15,156	

QUALITY

	Quantity	Base Number	Contract	AT	Region	England
% of FP17s for the same patient ID Re-attending within 3 months - Children	102	2,001	5.1%	9.5%	11.3%	11.8%
% of FP17s for the same patient ID Re-attending within 3 months - Adults	677	6,443	10.5%	13.9%	15.4%	15.7%
% of FP17s for the same patient ID Re-attending between 3 & 9 months - Children	1,062	2,001	53.1%	62.0%	61.3%	58.9%
% of FP17s for the same patient ID Re-attending between 3 & 9 months - Adults	2,424	6,443	37.6%	52.8%	52.1%	50.8%
% of FP17s for Band 1 Urgent Courses	430	8,208	5.2%	8.8%	9.5%	9.1%
% of FP17s Relating to Free Repair or Replacements	77	8,208	0.9%	0.8%	0.6%	0.8%
% of FP17s Relating to Continuations	148	8,208	1.8%	1.0%	0.8%	0.9%
% of Patients satisfied with the dentistry they have received	9	9	N/A	92.3%	92.4%	92.5%
% of Patients satisfied with the time they had to wait for an appointment	6	9	N/A	89.7%	86.3%	87.0%

* This is based on patients treated on this contract for their most recent course of treatment.

Figures in italics indicate the base number of FP17s or Patient Questionnaire responses are less than 100. N/A is shown where the base number of responses is less than 10 during the period. % is calculated as Quantity/Base number*100

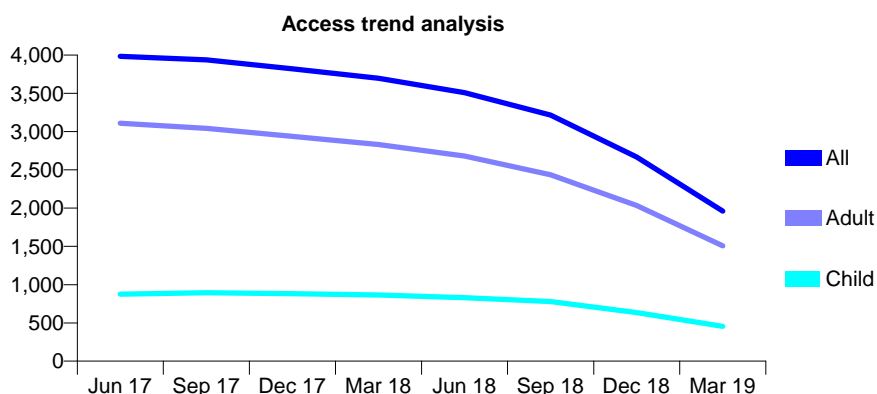
Q65 - Vital Signs At a Glance Contract Report for 101435/0084 - March 2019

Name or company name	IDH Limited
Contract type name	GDS Contract
Purpose of contract	General
Contract start date	01/02/2008
Contract end date	30/09/2018

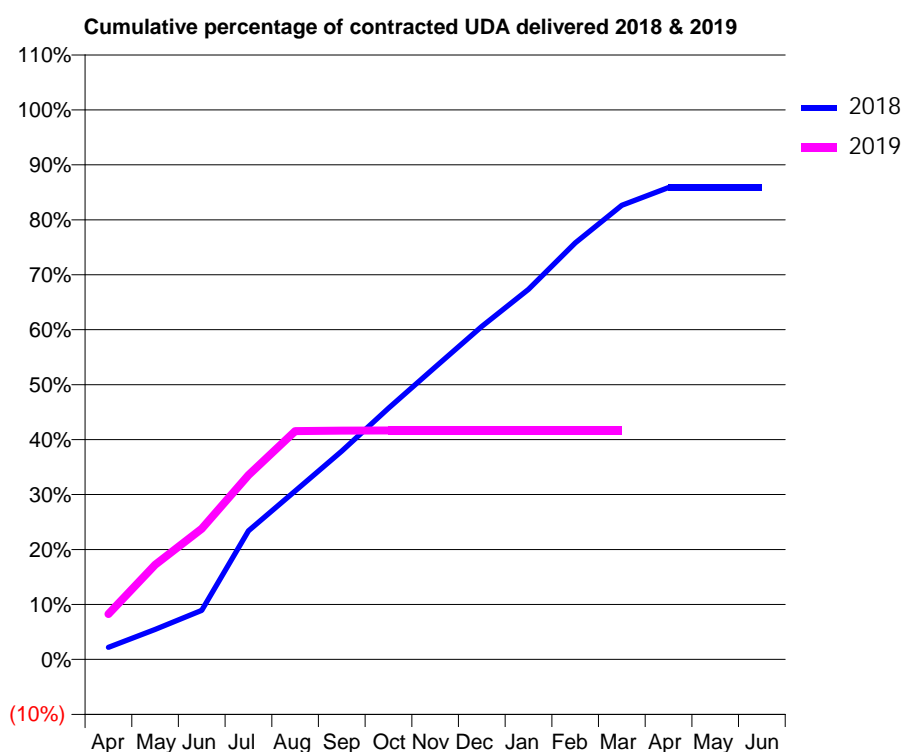
18/19 Contracted general activity (UDA)	6,006
Carry forward general activity (UDA)	0
18/19 Contracted orthodontic activity (UOA)	0
Carry forward orthodontic activity (UOA)	0
Baseline contract value	£142,752.57

ACCESS*

Patients seen in 24 months	Total	Change since previous quarter
Quarter ending March 2018	3,697	
Quarter ending June 2018	3,508	↓
Quarter ending September 2018	3,214	↓
Quarter ending December 2018	2,668	↓
Quarter ending March 2019	1,961	↓
Variance since March 2018	(47.0%)	↓



ACTIVITY



Month	2018	2019
April	264	497
May	658	1,034
June	1,075	1,427
July	2,812	2,015
August	3,684	2,495
September	4,553	2,501
October	5,491	2,502
November	6,391	2,502
December	7,277	2,502
January	8,090	2,502
February	9,105	2,502
March	9,927	2,502
April	10,314	
May	10,314	
June	10,314	

QUALITY

	Quantity	Base Number	Contract	AT	Region	England
% of FP17s for the same patient ID Re-attending within 3 months - Children	23	357	6.4%	9.5%	11.3%	11.8%
% of FP17s for the same patient ID Re-attending within 3 months - Adults	121	940	12.9%	13.9%	15.4%	15.7%
% of FP17s for the same patient ID Re-attending between 3 & 9 months - Children	193	357	54.1%	62.0%	61.3%	58.9%
% of FP17s for the same patient ID Re-attending between 3 & 9 months - Adults	385	940	41.0%	52.8%	52.1%	50.8%
% of FP17s for Band 1 Urgent Courses	63	1,146	5.5%	8.8%	9.5%	9.1%
% of FP17s Relating to Free Repair or Replacements	0	1,146	0.0%	0.8%	0.6%	0.8%
% of FP17s Relating to Continuations	25	1,146	2.2%	1.0%	0.8%	0.9%
% of Patients satisfied with the dentistry they have received	0	0	N/A	92.3%	92.4%	92.5%
% of Patients satisfied with the time they had to wait for an appointment	0	0	N/A	89.7%	86.3%	87.0%

* This is based on patients treated on this contract for their most recent course of treatment. Figures in italics indicate the base number of FP17s or Patient Questionnaire responses are less than 100. N/A is shown where the base number of responses is less than 10 during the period. % is calculated as Quantity/Base number*100

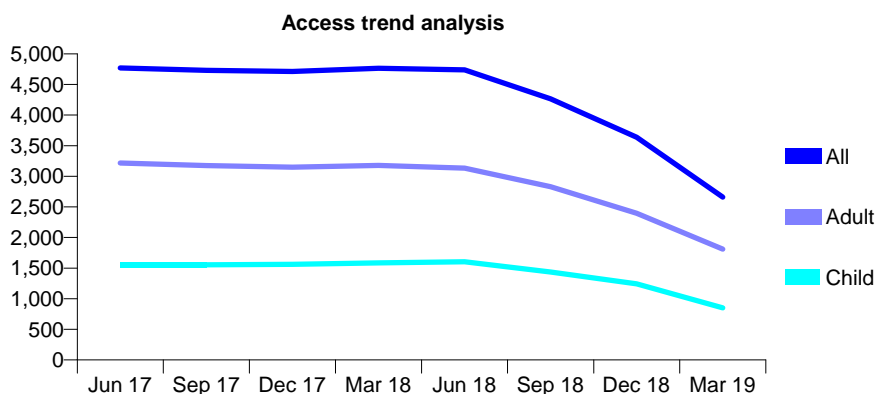
Q65 - Vital Signs At a Glance Contract Report for 101435/0107 - March 2019

Name or company name	IDH Limited
Contract type name	GDS Contract
Purpose of contract	General
Contract start date	01/07/2008
Contract end date	03/07/2018

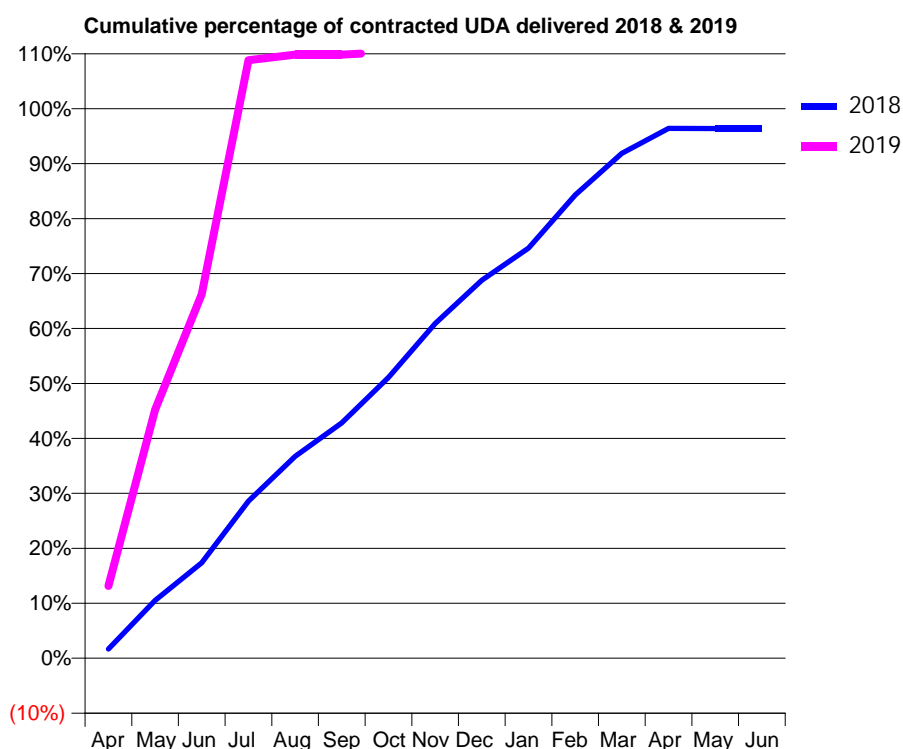
18/19 Contracted general activity (UDA)	3,871
Carry forward general activity (UDA)	0
18/19 Contracted orthodontic activity (UOA)	0
Carry forward orthodontic activity (UOA)	0
Baseline contract value	£81,764.93

ACCESS*

Patients seen in 24 months	Total	Change since previous quarter
Quarter ending March 2018	4,764	
Quarter ending June 2018	4,739	→
Quarter ending September 2018	4,265	↓
Quarter ending December 2018	3,638	↓
Quarter ending March 2019	2,662	↓
Variance since March 2018	(44.1%)	↓



ACTIVITY



Month	2018	2019
April	253	509
May	1,582	1,752
June	2,607	2,564
July	4,289	4,212
August	5,509	4,252
September	6,422	4,252
October	7,663	4,268
November	9,137	4,268
December	10,314	4,268
January	11,196	4,268
February	12,644	4,268
March	13,778	4,268
April	14,459	
May	14,458	
June	14,458	

QUALITY

	Quantity	Base Number	Contract	AT	Region	England
% of FP17s for the same patient ID Re-attending within 3 months - Children	55	699	7.9%	9.5%	11.3%	11.8%
% of FP17s for the same patient ID Re-attending within 3 months - Adults	163	1,298	12.6%	13.9%	15.4%	15.7%
% of FP17s for the same patient ID Re-attending between 3 & 9 months - Children	368	699	52.6%	62.0%	61.3%	58.9%
% of FP17s for the same patient ID Re-attending between 3 & 9 months - Adults	636	1,298	49.0%	52.8%	52.1%	50.8%
% of FP17s for Band 1 Urgent Courses	181	1,741	10.4%	8.8%	9.5%	9.1%
% of FP17s Relating to Free Repair or Replacements	8	1,741	0.5%	0.8%	0.6%	0.8%
% of FP17s Relating to Continuations	28	1,741	1.6%	1.0%	0.8%	0.9%
% of Patients satisfied with the dentistry they have received	0	0	N/A	92.3%	92.4%	92.5%
% of Patients satisfied with the time they had to wait for an appointment	0	0	N/A	89.7%	86.3%	87.0%

* This is based on patients treated on this contract for their most recent course of treatment.

Figures in italics indicate the base number of FP17s or Patient Questionnaire responses are less than 100. N/A is shown where the base number of responses is less than 10 during the period. % is calculated as Quantity/Base number*100

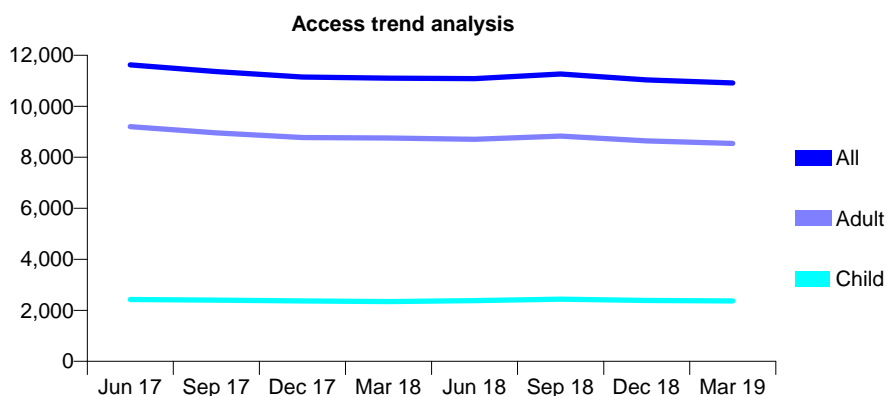
Q65 - Vital Signs At a Glance Contract Report for 101435/0122 - March 2019

Name or company name	IDH Limited
Contract type name	GDS Contract
Purpose of contract	General
Contract start date	01/04/2009
Contract end date	

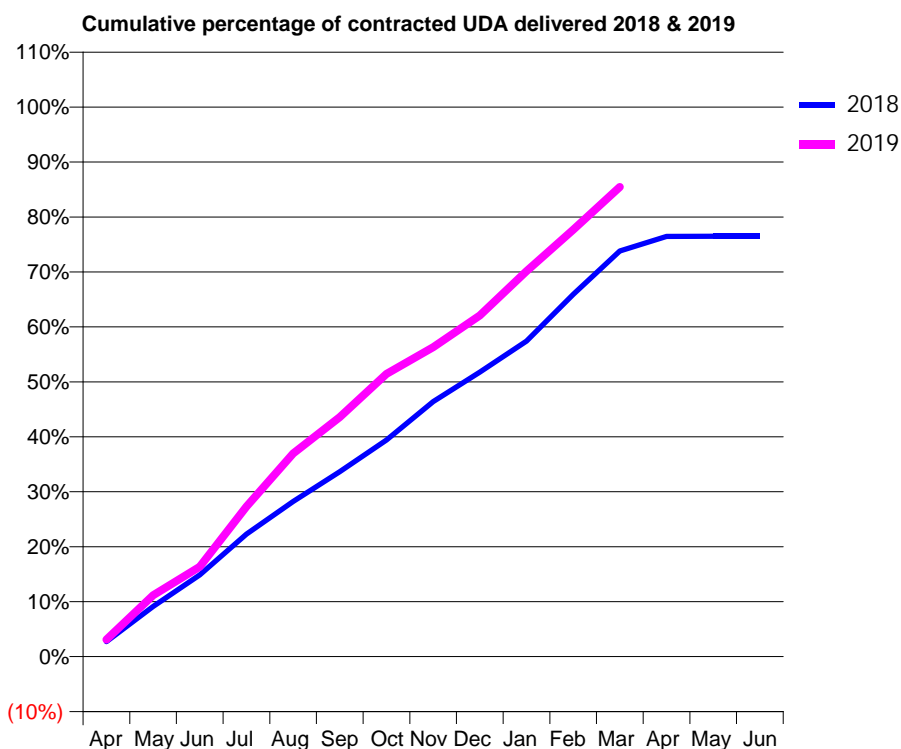
18/19 Contracted general activity (UDA)	30,779
Carry forward general activity (UDA)	0
18/19 Contracted orthodontic activity (UOA)	0
Carry forward orthodontic activity (UOA)	0
Baseline contract value	£709,931.08

ACCESS*

Patients seen in 24 months	Total	Change since previous quarter
Quarter ending March 2018	11,101	
Quarter ending June 2018	11,081	→
Quarter ending September 2018	11,265	→
Quarter ending December 2018	11,033	↓
Quarter ending March 2019	10,913	↓
Variance since March 2018	(1.7%)	↓



ACTIVITY



Month	Adjusted Scheduled Activity (UDA)	
	2018	2019
April	1,000	963
May	3,331	3,439
June	5,422	5,030
July	8,133	8,405
August	10,302	11,381
September	12,280	13,409
October	14,390	15,827
November	16,940	17,335
December	18,900	19,106
January	20,953	21,590
February	24,065	23,911
March	26,938	26,304
April	27,906	
May	27,910	
June	27,913	

QUALITY

	Quantity	Base Number	Contract	AT	Region	England
% of FP17s for the same patient ID Re-attending within 3 months - Children	156	3,219	4.8%	9.5%	11.3%	11.8%
% of FP17s for the same patient ID Re-attending within 3 months - Adults	953	10,361	9.2%	13.9%	15.4%	15.7%
% of FP17s for the same patient ID Re-attending between 3 & 9 months - Children	1,953	3,219	60.7%	62.0%	61.3%	58.9%
% of FP17s for the same patient ID Re-attending between 3 & 9 months - Adults	5,487	10,361	53.0%	52.8%	52.1%	50.8%
% of FP17s for Band 1 Urgent Courses	917	13,099	7.0%	8.8%	9.5%	9.1%
% of FP17s Relating to Free Repair or Replacements	48	13,099	0.4%	0.8%	0.6%	0.8%
% of FP17s Relating to Continuations	134	13,099	1.0%	1.0%	0.8%	0.9%
% of Patients satisfied with the dentistry they have received	3	3	N/A	92.3%	92.4%	92.5%
% of Patients satisfied with the time they had to wait for an appointment	2	3	N/A	89.7%	86.3%	87.0%

* This is based on patients treated on this contract for their most recent course of treatment. Figures in italics indicate the base number of FP17s or Patient Questionnaire responses are less than 100. N/A is shown where the base number of responses is less than 10 during the period. % is calculated as Quantity/Base number*100

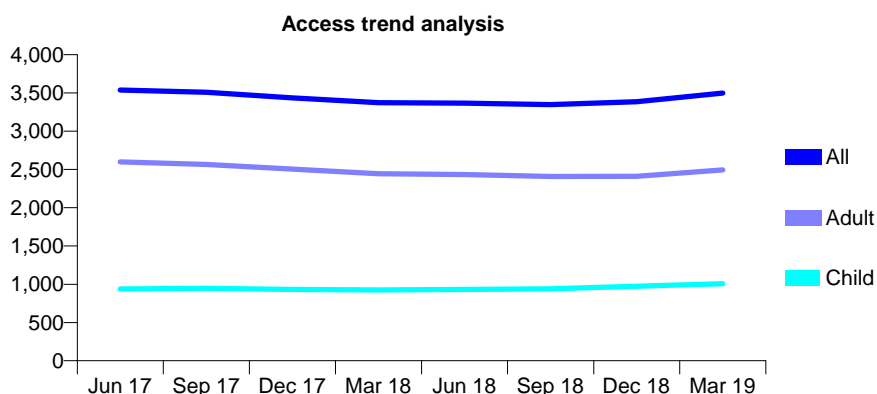
Q65 - Vital Signs At a Glance Contract Report for 101435/0124 - March 2019

Name or company name	IDH Limited
Contract type name	GDS Contract
Purpose of contract	General
Contract start date	01/03/2010
Contract end date	

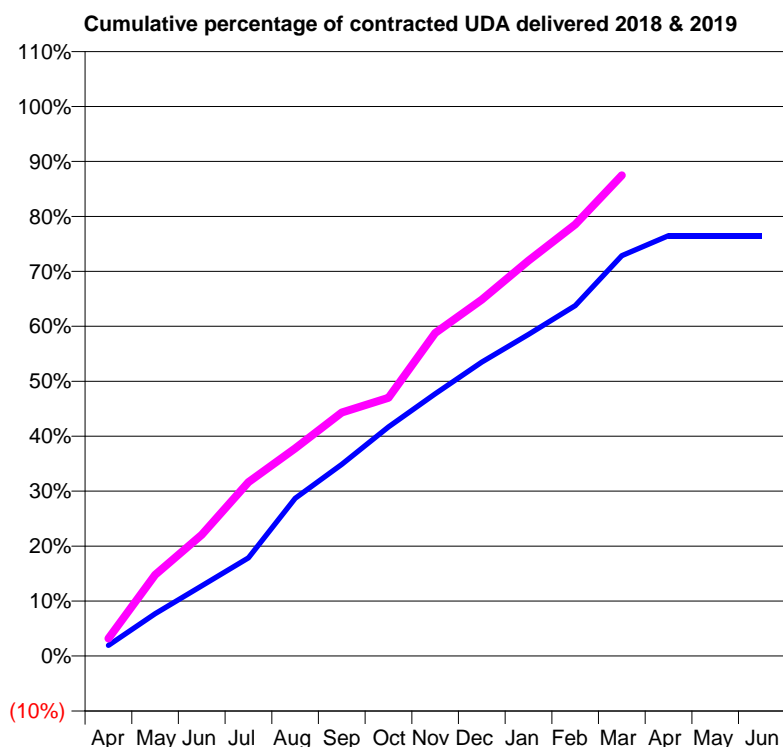
18/19 Contracted general activity (UDA)	12,116
Carry forward general activity (UDA)	0
18/19 Contracted orthodontic activity (UOA)	0
Carry forward orthodontic activity (UOA)	0
Baseline contract value	£311,439.71

ACCESS*

Patients seen in 24 months	Total	Change since previous quarter
Quarter ending March 2018	3,371	
Quarter ending June 2018	3,366	→
Quarter ending September 2018	3,348	→
Quarter ending December 2018	3,385	→
Quarter ending March 2019	3,499	↑
Variance since March 2018	3.8%	↑



ACTIVITY



Month	Adjusted Scheduled Activity (UDA)	
	2018	2019
April	233	387
May	933	1,791
June	1,547	2,674
July	2,166	3,836
August	3,478	4,580
September	4,225	5,369
October	5,049	5,694
November	5,781	7,123
December	6,483	7,854
January	7,091	8,717
February	7,724	9,512
March	8,824	10,598
April	9,267	
May	9,268	
June	9,268	

QUALITY

	Quantity	Base Number	Contract	AT	Region	England
% of FP17s for the same patient ID Re-attending within 3 months - Children	139	1,426	9.7%	9.5%	11.3%	11.8%
% of FP17s for the same patient ID Re-attending within 3 months - Adults	602	3,180	18.9%	13.9%	15.4%	15.7%
% of FP17s for the same patient ID Re-attending between 3 & 9 months - Children	743	1,426	52.1%	62.0%	61.3%	58.9%
% of FP17s for the same patient ID Re-attending between 3 & 9 months - Adults	1,260	3,180	39.6%	52.8%	52.1%	50.8%
% of FP17s for Band 1 Urgent Courses	708	4,427	16.0%	8.8%	9.5%	9.1%
% of FP17s Relating to Free Repair or Replacements	25	4,427	0.6%	0.8%	0.6%	0.8%
% of FP17s Relating to Continuations	100	4,427	2.3%	1.0%	0.8%	0.9%
% of Patients satisfied with the dentistry they have received	1	1	N/A	92.3%	92.4%	92.5%
% of Patients satisfied with the time they had to wait for an appointment	1	1	N/A	89.7%	86.3%	87.0%

* This is based on patients treated on this contract for their most recent course of treatment. Figures in italics indicate the base number of FP17s or Patient Questionnaire responses are less than 100. N/A is shown where the base number of responses is less than 10 during the period. % is calculated as Quantity/Base number*100

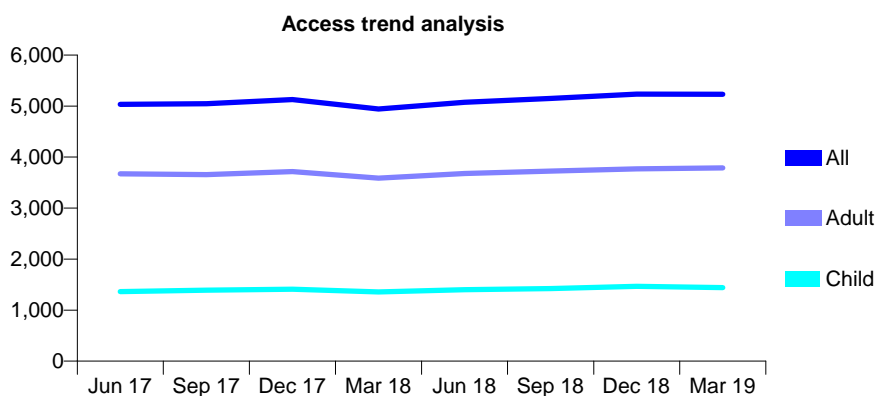
Q65 - Vital Signs At a Glance Contract Report for 101435/0131 - March 2019

Name or company name	IDH Limited
Contract type name	GDS Contract
Purpose of contract	General
Contract start date	01/04/2010
Contract end date	

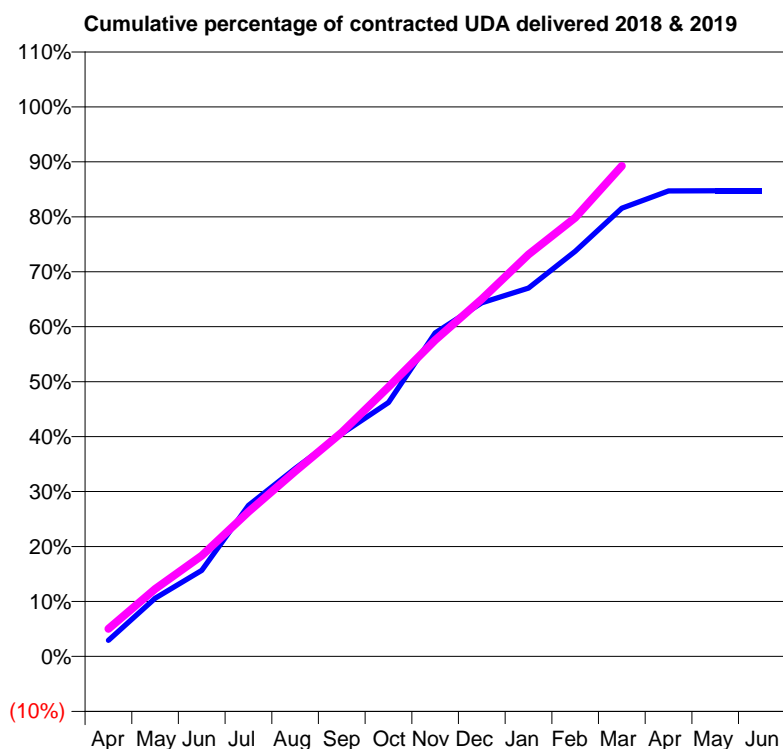
18/19 Contracted general activity (UDA)	17,467
Carry forward general activity (UDA)	0
18/19 Contracted orthodontic activity (UOA)	0
Carry forward orthodontic activity (UOA)	0
Baseline contract value	£448,927.79

ACCESS*

Patients seen in 24 months	Total	Change since previous quarter
Quarter ending March 2018	4,943	
Quarter ending June 2018	5,077	↑
Quarter ending September 2018	5,148	→
Quarter ending December 2018	5,235	→
Quarter ending March 2019	5,233	→
Variance since March 2018	5.9%	↑



ACTIVITY



Month	2018	2019
April	510	879
May	1,850	2,149
June	2,734	3,201
July	4,802	4,596
August	5,976	5,884
September	7,079	7,117
October	8,068	8,564
November	10,285	10,050
December	11,239	11,358
January	11,709	12,779
February	12,876	13,942
March	14,244	15,589
April	14,796	
May	14,799	
June	14,799	

QUALITY

	Quantity	Base Number	Contract	AT	Region	England
% of FP17s for the same patient ID Re-attending within 3 months - Children	126	1,977	6.4%	9.5%	11.3%	11.8%
% of FP17s for the same patient ID Re-attending within 3 months - Adults	557	4,652	12.0%	13.9%	15.4%	15.7%
% of FP17s for the same patient ID Re-attending between 3 & 9 months - Children	1,012	1,977	51.2%	62.0%	61.3%	58.9%
% of FP17s for the same patient ID Re-attending between 3 & 9 months - Adults	2,033	4,652	43.7%	52.8%	52.1%	50.8%
% of FP17s for Band 1 Urgent Courses	562	6,410	8.8%	8.8%	9.5%	9.1%
% of FP17s Relating to Free Repair or Replacements	50	6,410	0.8%	0.8%	0.6%	0.8%
% of FP17s Relating to Continuations	57	6,410	0.9%	1.0%	0.8%	0.9%
% of Patients satisfied with the dentistry they have received	2	2	N/A	92.3%	92.4%	92.5%
% of Patients satisfied with the time they had to wait for an appointment	2	2	N/A	89.7%	86.3%	87.0%

* This is based on patients treated on this contract for their most recent course of treatment. Figures in italics indicate the base number of FP17s or Patient Questionnaire responses are less than 100. N/A is shown where the base number of responses is less than 10 during the period. % is calculated as Quantity/Base number*100

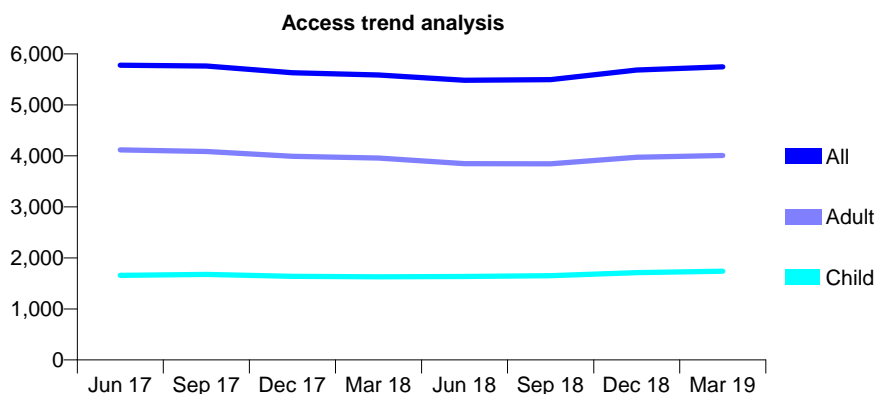
Q65 - Vital Signs At a Glance Contract Report for 101435/0138 - March 2019

Name or company name	IDH Limited
Contract type name	GDS Contract
Purpose of contract	General
Contract start date	16/08/2010
Contract end date	

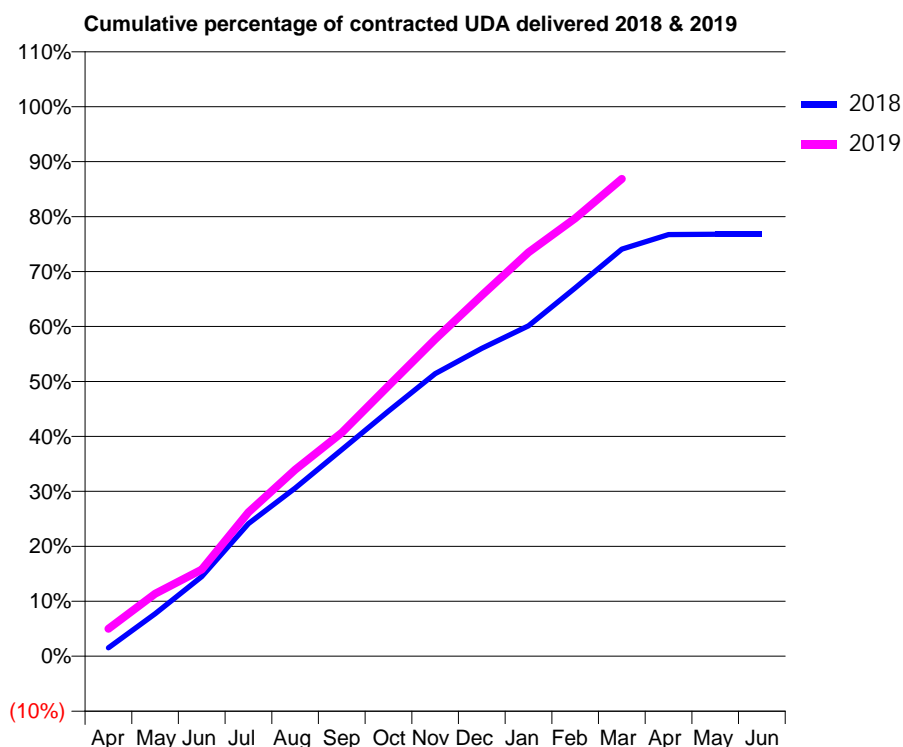
18/19 Contracted general activity (UDA)	19,000
Carry forward general activity (UDA)	0
18/19 Contracted orthodontic activity (UOA)	0
Carry forward orthodontic activity (UOA)	0
Baseline contract value	£487,501.74

ACCESS*

Patients seen in 24 months	Total	Change since previous quarter
Quarter ending March 2018	5,586	
Quarter ending June 2018	5,484	↓
Quarter ending September 2018	5,494	→
Quarter ending December 2018	5,682	↑
Quarter ending March 2019	5,746	→
Variance since March 2018	2.9%	↑



ACTIVITY



Month	2018	2019
April	348	954
May	1,747	2,160
June	3,274	2,999
July	5,454	4,976
August	6,908	6,448
September	8,489	7,729
October	10,074	9,347
November	11,611	10,958
December	12,654	12,474
January	13,580	13,961
February	15,140	15,146
March	16,734	16,502
April	17,329	
May	17,340	
June	17,340	

QUALITY

	Quantity	Base Number	Contract	AT	Region	England
% of FP17s for the same patient ID Re-attending within 3 months - Children	199	2,542	7.8%	9.5%	11.3%	11.8%
% of FP17s for the same patient ID Re-attending within 3 months - Adults	600	5,044	11.9%	13.9%	15.4%	15.7%
% of FP17s for the same patient ID Re-attending between 3 & 9 months - Children	1,556	2,542	61.2%	62.0%	61.3%	58.9%
% of FP17s for the same patient ID Re-attending between 3 & 9 months - Adults	2,666	5,044	52.9%	52.8%	52.1%	50.8%
% of FP17s for Band 1 Urgent Courses	663	7,321	9.1%	8.8%	9.5%	9.1%
% of FP17s Relating to Free Repair or Replacements	25	7,321	0.3%	0.8%	0.6%	0.8%
% of FP17s Relating to Continuations	106	7,321	1.4%	1.0%	0.8%	0.9%
% of Patients satisfied with the dentistry they have received	2	2	N/A	92.3%	92.4%	92.5%
% of Patients satisfied with the time they had to wait for an appointment	2	2	N/A	89.7%	86.3%	87.0%

* This is based on patients treated on this contract for their most recent course of treatment.

Figures in italics indicate the base number of FP17s or Patient Questionnaire responses are less than 100. N/A is shown where the base number of responses is less than 10 during the period. % is calculated as Quantity/Base number*100

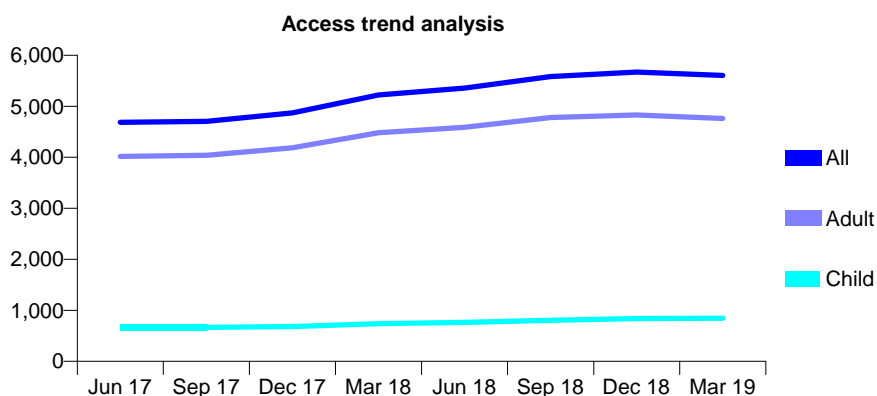
Q65 - Vital Signs At a Glance Contract Report for 101435/0140 - March 2019

Name or company name	IDH Limited
Contract type name	GDS Contract
Purpose of contract	General
Contract start date	16/08/2010
Contract end date	

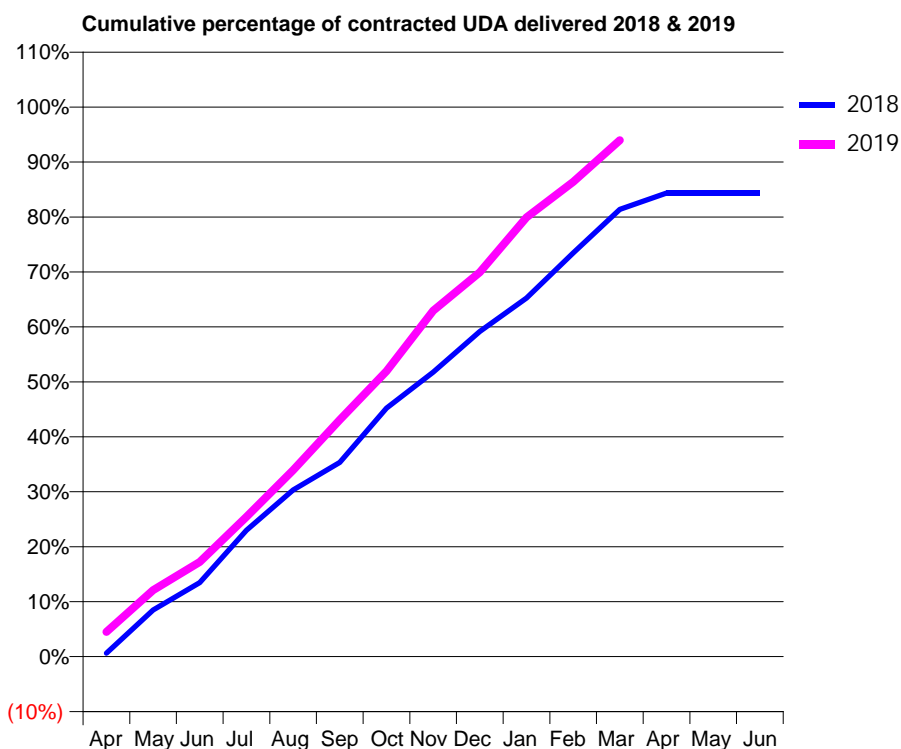
18/19 Contracted general activity (UDA)	14,000
Carry forward general activity (UDA)	0
18/19 Contracted orthodontic activity (UOA)	0
Carry forward orthodontic activity (UOA)	0
Baseline contract value	£356,927.85

ACCESS*

Patients seen in 24 months	Total	Change since previous quarter
Quarter ending March 2018	5,221	
Quarter ending June 2018	5,356	↑
Quarter ending September 2018	5,584	↑
Quarter ending December 2018	5,669	→
Quarter ending March 2019	5,605	↓
Variance since March 2018	7.4%	↑



ACTIVITY



Month	Adjusted Scheduled Activity (UDA)	
	2018	2019
April	101	629
May	1,361	1,693
June	2,156	2,412
July	3,680	3,561
August	4,853	4,753
September	5,656	6,033
October	7,236	7,270
November	8,285	8,816
December	9,463	9,789
January	10,440	11,190
February	11,753	12,095
March	13,022	13,151
April	13,493	
May	13,498	
June	13,498	

QUALITY

	Quantity	Base Number	Contract	AT	Region	England
% of FP17s for the same patient ID Re-attending within 3 months - Children	86	966	8.9%	9.5%	11.3%	11.8%
% of FP17s for the same patient ID Re-attending within 3 months - Adults	653	4,538	14.4%	13.9%	15.4%	15.7%
% of FP17s for the same patient ID Re-attending between 3 & 9 months - Children	378	966	39.1%	62.0%	61.3%	58.9%
% of FP17s for the same patient ID Re-attending between 3 & 9 months - Adults	1,505	4,538	33.2%	52.8%	52.1%	50.8%
% of FP17s for Band 1 Urgent Courses	675	5,285	12.8%	8.8%	9.5%	9.1%
% of FP17s Relating to Free Repair or Replacements	3	5,285	0.1%	0.8%	0.6%	0.8%
% of FP17s Relating to Continuations	98	5,285	1.9%	1.0%	0.8%	0.9%
% of Patients satisfied with the dentistry they have received	0	0	N/A	92.3%	92.4%	92.5%
% of Patients satisfied with the time they had to wait for an appointment	0	0	N/A	89.7%	86.3%	87.0%

* This is based on patients treated on this contract for their most recent course of treatment. Figures in italics indicate the base number of FP17s or Patient Questionnaire responses are less than 100. N/A is shown where the base number of responses is less than 10 during the period. % is calculated as Quantity/Base number*100

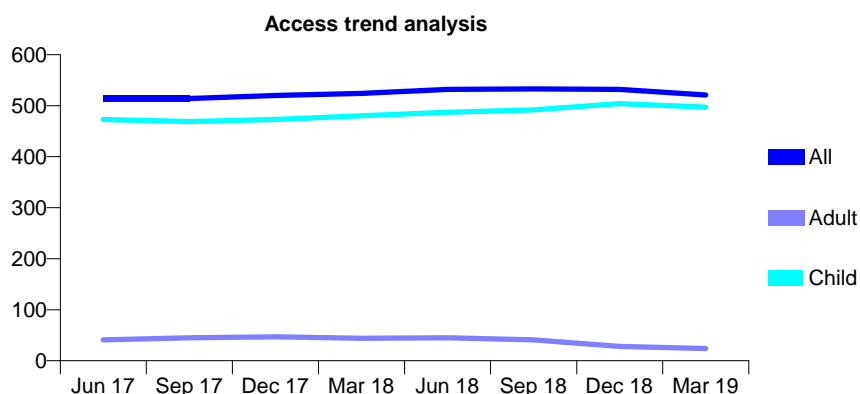
Q65 - Vital Signs At a Glance Contract Report for 104310/0001 - March 2019

Name or company name	Henleaze Dental Practice Ltd
Contract type name	GDS Contract
Purpose of contract	General
Contract start date	01/07/2010
Contract end date	

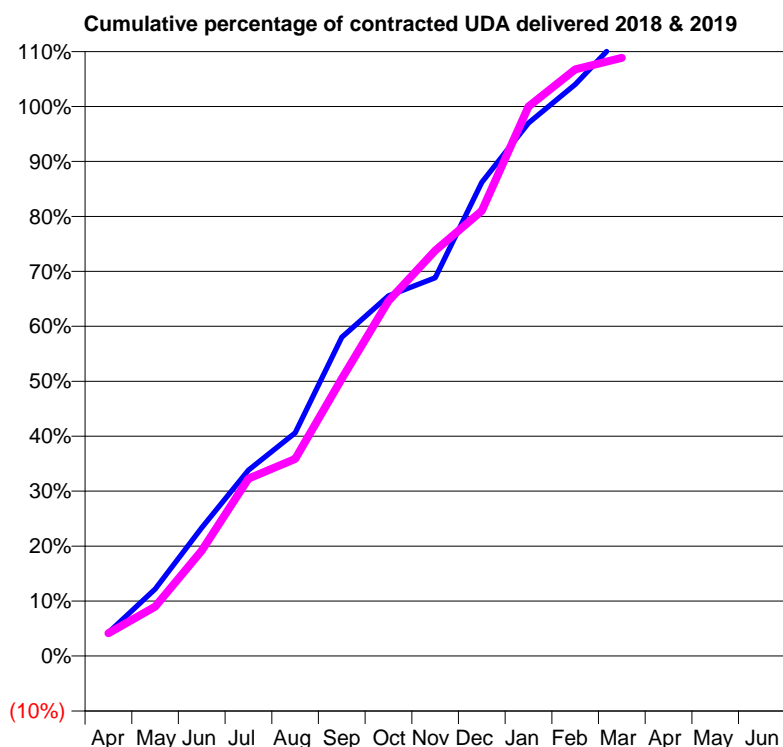
18/19 Contracted general activity (UDA)	612
Carry forward general activity (UDA)	-12
18/19 Contracted orthodontic activity (UOA)	0
Carry forward orthodontic activity (UOA)	0
Baseline contract value	£11,702.43

ACCESS*

Patients seen in 24 months	Total	Change since previous quarter
Quarter ending March 2018	524	
Quarter ending June 2018	532	→
Quarter ending September 2018	533	→
Quarter ending December 2018	532	→
Quarter ending March 2019	521	↓
Variance since March 2018	(0.6%)	→



ACTIVITY



Month	Adjusted Scheduled Activity (UDA)	
	2018	2019
April	26	25
May	75	55
June	143	117
July	207	198
August	249	220
September	355	309
October	401	395
November	421	452
December	527	496
January	594	612
February	637	653
March	691	666
April	705	
May	705	
June	705	

QUALITY

	Quantity	Base Number	Contract	AT	Region	England
% of FP17s for the same patient ID Re-attending within 3 months - Children	27	560	4.8%	9.5%	11.3%	11.8%
% of FP17s for the same patient ID Re-attending within 3 months - Adults	0	0	N/A	13.9%	15.4%	15.7%
% of FP17s for the same patient ID Re-attending between 3 & 9 months - Children	129	560	23.0%	62.0%	61.3%	58.9%
% of FP17s for the same patient ID Re-attending between 3 & 9 months - Adults	0	0	N/A	52.8%	52.1%	50.8%
% of FP17s for Band 1 Urgent Courses	17	536	3.2%	8.8%	9.5%	9.1%
% of FP17s Relating to Free Repair or Replacements	0	536	0.0%	0.8%	0.6%	0.8%
% of FP17s Relating to Continuations	0	536	0.0%	1.0%	0.8%	0.9%
% of Patients satisfied with the dentistry they have received	0	0	N/A	92.3%	92.4%	92.5%
% of Patients satisfied with the time they had to wait for an appointment	0	0	N/A	89.7%	86.3%	87.0%

* This is based on patients treated on this contract for their most recent course of treatment. Figures in italics indicate the base number of FP17s or Patient Questionnaire responses are less than 100. N/A is shown where the base number of responses is less than 10 during the period. % is calculated as Quantity/Base number*100

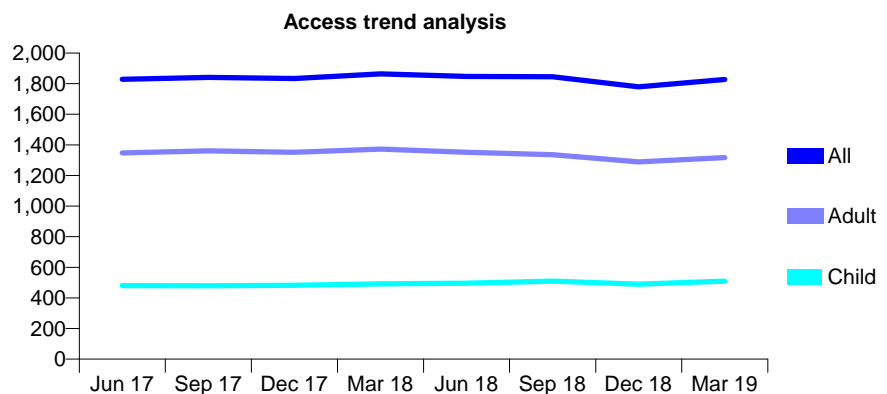
Q65 - Vital Signs At a Glance Contract Report for 106089/0001 - March 2019

Name or company name	Church Street Dental Practice Ltd
Contract type name	GDS Contract
Purpose of contract	General and Orthodontic
Contract start date	01/04/2010
Contract end date	

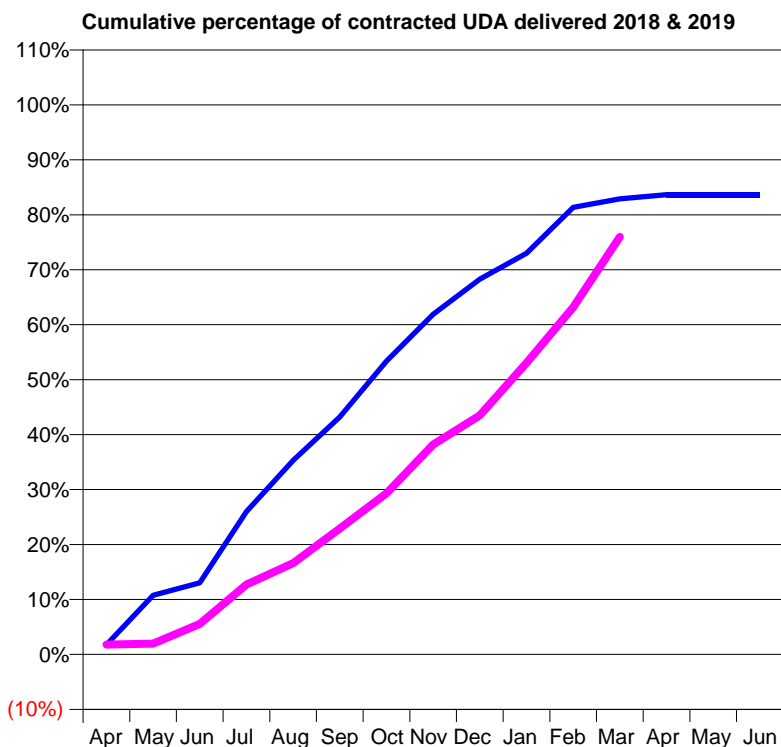
18/19 Contracted general activity (UDA)	3,250
Carry forward general activity (UDA)	0
18/19 Contracted orthodontic activity (UOA)	462
Carry forward orthodontic activity (UOA)	0
Baseline contract value	£103,067.24

ACCESS*

Patients seen in 24 months	Total	Change since previous quarter
Quarter ending March 2018	1,864	
Quarter ending June 2018	1,847	→
Quarter ending September 2018	1,845	→
Quarter ending December 2018	1,779	↓
Quarter ending March 2019	1,827	↑
Variance since March 2018	(2.0%)	↓



ACTIVITY



Month	Adjusted Scheduled Activity (UDA)	
	2018	2019
April	57	59
May	350	64
June	424	180
July	845	413
August	1,148	540
September	1,404	745
October	1,734	953
November	2,012	1,241
December	2,219	1,413
January	2,372	1,724
February	2,644	2,053
March	2,694	2,469
April	2,719	
May	2,719	
June	2,719	

QUALITY

	Quantity	Base Number	Contract	AT	Region	England
% of FP17s for the same patient ID Re-attending within 3 months - Children	57	720	7.9%	9.5%	11.3%	11.8%
% of FP17s for the same patient ID Re-attending within 3 months - Adults	183	1,628	11.2%	13.9%	15.4%	15.7%
% of FP17s for the same patient ID Re-attending between 3 & 9 months - Children	395	720	54.9%	62.0%	61.3%	58.9%
% of FP17s for the same patient ID Re-attending between 3 & 9 months - Adults	839	1,628	51.5%	52.8%	52.1%	50.8%
% of FP17s for Band 1 Urgent Courses	61	1,247	4.9%	8.8%	9.5%	9.1%
% of FP17s Relating to Free Repair or Replacements	11	1,247	0.9%	0.8%	0.6%	0.8%
% of FP17s Relating to Continuations	21	1,247	1.7%	1.0%	0.8%	0.9%
% of Patients satisfied with the dentistry they have received	1	1	N/A	92.3%	92.4%	92.5%
% of Patients satisfied with the time they had to wait for an appointment	1	1	N/A	89.7%	86.3%	87.0%

* This is based on patients treated on this contract for their most recent course of treatment. Figures in italics indicate the base number of FP17s or Patient Questionnaire responses are less than 100. N/A is shown where the base number of responses is less than 10 during the period. % is calculated as Quantity/Base number*100

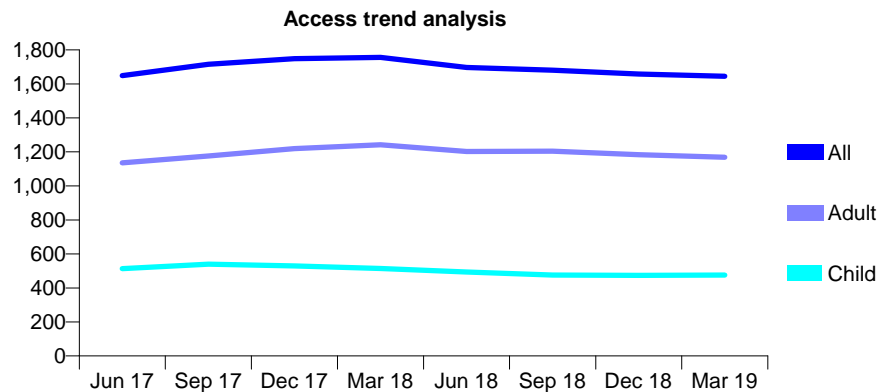
Q65 - Vital Signs At a Glance Contract Report for 106305/0001 - March 2019

Name or company name	Mr Georgios Mexias
Contract type name	GDS Contract
Purpose of contract	General
Contract start date	02/09/2015
Contract end date	

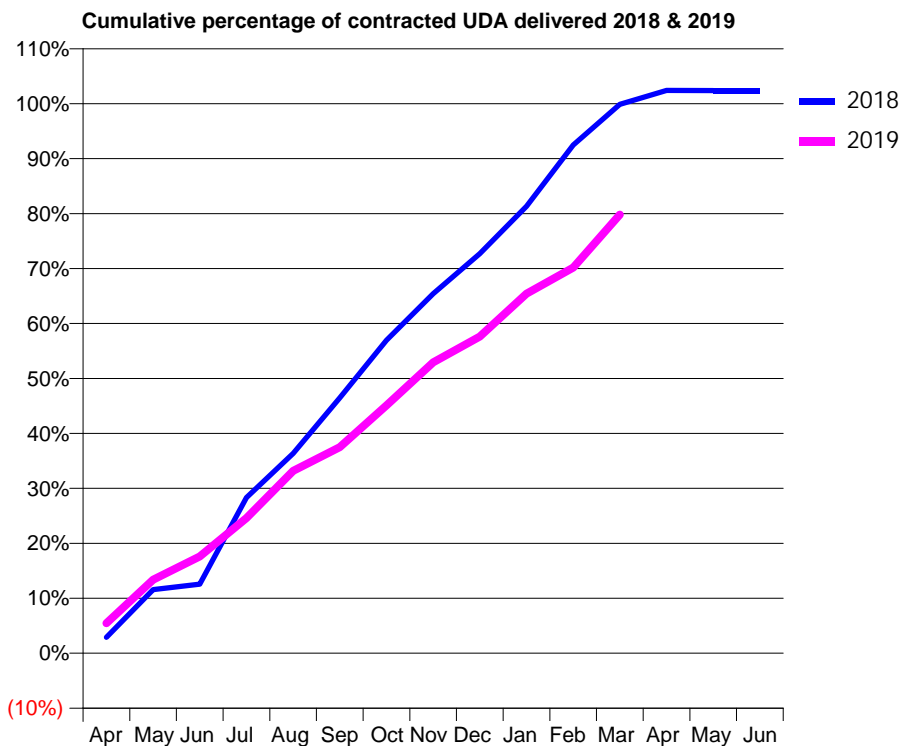
18/19 Contracted general activity (UDA)	4,603
Carry forward general activity (UDA)	-92
18/19 Contracted orthodontic activity (UOA)	0
Carry forward orthodontic activity (UOA)	0
Baseline contract value	£113,788.24

ACCESS*

Patients seen in 24 months	Total	Change since previous quarter
Quarter ending March 2018	1,756	
Quarter ending June 2018	1,697	↓
Quarter ending September 2018	1,680	↓
Quarter ending December 2018	1,658	↓
Quarter ending March 2019	1,644	→
Variance since March 2018	(6.4%)	↓



ACTIVITY



Month	2018	2019
April	134	251
May	534	616
June	578	811
July	1,304	1,132
August	1,674	1,527
September	2,139	1,726
October	2,621	2,076
November	3,011	2,437
December	3,346	2,652
January	3,744	3,010
February	4,257	3,230
March	4,597	3,673
April	4,714	
May	4,713	
June	4,713	

QUALITY

	Quantity	Base Number	Contract	AT	Region	England
% of FP17s for the same patient ID Re-attending within 3 months - Children	45	682	6.6%	9.5%	11.3%	11.8%
% of FP17s for the same patient ID Re-attending within 3 months - Adults	220	1,446	15.2%	13.9%	15.4%	15.7%
% of FP17s for the same patient ID Re-attending between 3 & 9 months - Children	412	682	60.4%	62.0%	61.3%	58.9%
% of FP17s for the same patient ID Re-attending between 3 & 9 months - Adults	835	1,446	57.7%	52.8%	52.1%	50.8%
% of FP17s for Band 1 Urgent Courses	153	2,086	7.3%	8.8%	9.5%	9.1%
% of FP17s Relating to Free Repair or Replacements	12	2,086	0.6%	0.8%	0.6%	0.8%
% of FP17s Relating to Continuations	8	2,086	0.4%	1.0%	0.8%	0.9%
% of Patients satisfied with the dentistry they have received	0	0	N/A	92.3%	92.4%	92.5%
% of Patients satisfied with the time they had to wait for an appointment	0	0	N/A	89.7%	86.3%	87.0%

* This is based on patients treated on this contract for their most recent course of treatment. Figures in italics indicate the base number of FP17s or Patient Questionnaire responses are less than 100. N/A is shown where the base number of responses is less than 10 during the period. % is calculated as Quantity/Base number*100

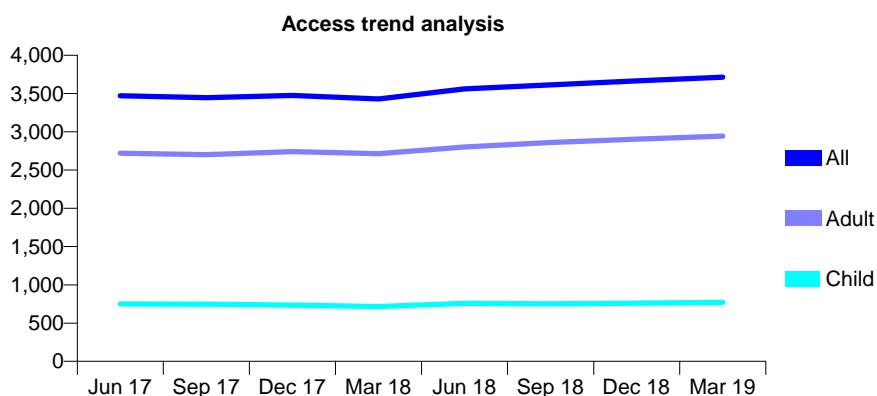
Q65 - Vital Signs At a Glance Contract Report for 107034/0003 - March 2019

Name or company name	TDK Dental Limited
Contract type name	GDS Contract
Purpose of contract	General
Contract start date	01/09/2008
Contract end date	

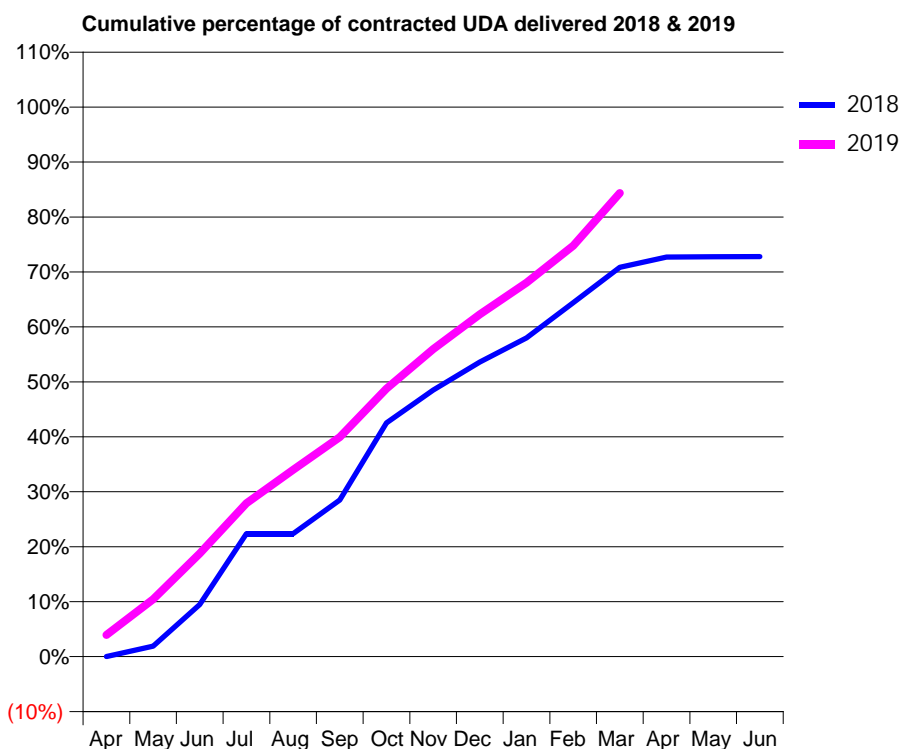
18/19 Contracted general activity (UDA)	13,778
Carry forward general activity (UDA)	0
18/19 Contracted orthodontic activity (UOA)	0
Carry forward orthodontic activity (UOA)	0
Baseline contract value	£353,663.09

ACCESS*

Patients seen in 24 months	Total	Change since previous quarter
Quarter ending March 2018	3,430	
Quarter ending June 2018	3,560	↑
Quarter ending September 2018	3,612	→
Quarter ending December 2018	3,666	→
Quarter ending March 2019	3,714	→
Variance since March 2018	8.3%	↑



ACTIVITY



Month	Adjusted Scheduled Activity (UDA)	
	2018	2019
April	0	544
May	262	1,438
June	1,304	2,586
July	3,085	3,846
August	3,085	4,687
September	3,928	5,500
October	5,860	6,719
November	6,683	7,708
December	7,384	8,581
January	7,991	9,375
February	8,875	10,303
March	9,761	11,621
April	10,018	
May	10,026	
June	10,029	

QUALITY

	Quantity	Base Number	Contract	AT	Region	England
% of FP17s for the same patient ID Re-attending within 3 months - Children	96	1,247	7.7%	9.5%	11.3%	11.8%
% of FP17s for the same patient ID Re-attending within 3 months - Adults	755	4,728	16.0%	13.9%	15.4%	15.7%
% of FP17s for the same patient ID Re-attending between 3 & 9 months - Children	698	1,247	56.0%	62.0%	61.3%	58.9%
% of FP17s for the same patient ID Re-attending between 3 & 9 months - Adults	2,651	4,728	56.1%	52.8%	52.1%	50.8%
% of FP17s for Band 1 Urgent Courses	471	5,820	8.1%	8.8%	9.5%	9.1%
% of FP17s Relating to Free Repair or Replacements	22	5,820	0.4%	0.8%	0.6%	0.8%
% of FP17s Relating to Continuations	44	5,820	0.8%	1.0%	0.8%	0.9%
% of Patients satisfied with the dentistry they have received	2	2	N/A	92.3%	92.4%	92.5%
% of Patients satisfied with the time they had to wait for an appointment	2	2	N/A	89.7%	86.3%	87.0%

* This is based on patients treated on this contract for their most recent course of treatment. Figures in italics indicate the base number of FP17s or Patient Questionnaire responses are less than 100. N/A is shown where the base number of responses is less than 10 during the period. % is calculated as Quantity/Base number*100

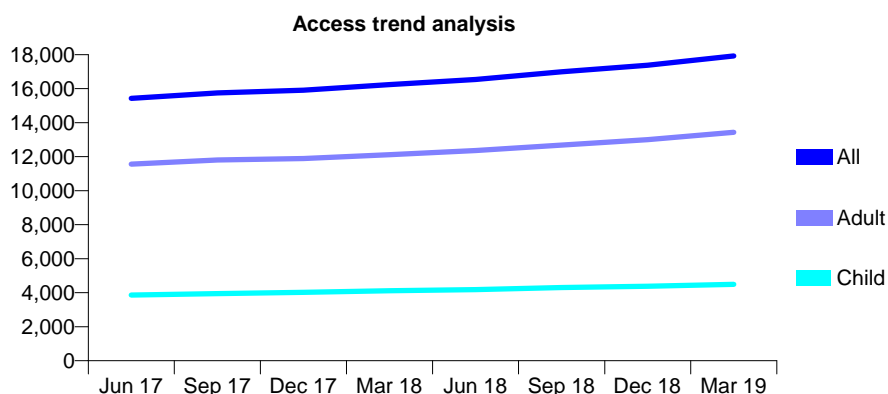
Q65 - Vital Signs At a Glance Contract Report for 107263/0001 - March 2019

Name or company name	Smile Line (UK) Ltd
Contract type name	GDS Contract
Purpose of contract	General
Contract start date	01/06/2014
Contract end date	

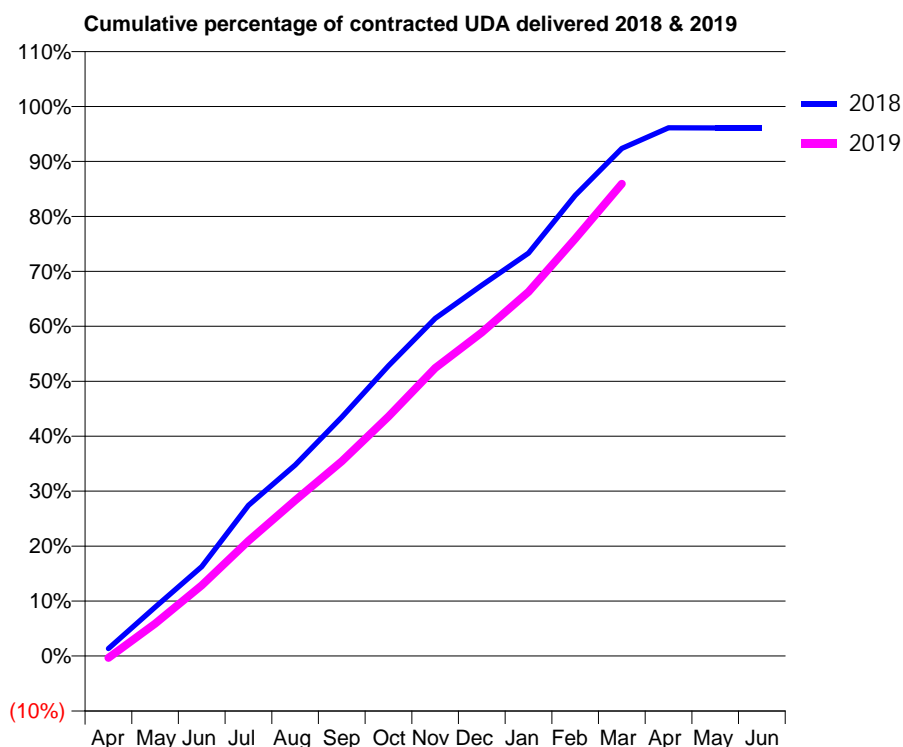
18/19 Contracted general activity (UDA)	54,160
Carry forward general activity (UDA)	2,123
18/19 Contracted orthodontic activity (UOA)	0
Carry forward orthodontic activity (UOA)	0
Baseline contract value	£1,465,037.61

ACCESS*

Patients seen in 24 months	Total	Change since previous quarter
Quarter ending March 2018	16,237	
Quarter ending June 2018	16,546	→
Quarter ending September 2018	16,989	↑
Quarter ending December 2018	17,377	↑
Quarter ending March 2019	17,925	↑
Variance since March 2018	10.4%	↑



ACTIVITY



Month	Adjusted Scheduled Activity (UDA)	
	2018	2019
April	726	-191
May	4,819	3,201
June	8,814	6,971
July	14,862	11,349
August	18,822	15,348
September	23,548	19,200
October	28,610	23,592
November	33,266	28,387
December	36,544	31,889
January	39,712	35,889
February	45,407	41,135
March	50,019	46,530
April	52,051	
May	52,038	
June	52,037	

QUALITY

	Quantity	Base Number	Contract	AT	Region	England
% of FP17s for the same patient ID Re-attending within 3 months - Children	393	6,403	6.1%	9.5%	11.3%	11.8%
% of FP17s for the same patient ID Re-attending within 3 months - Adults	1,992	16,709	11.9%	13.9%	15.4%	15.7%
% of FP17s for the same patient ID Re-attending between 3 & 9 months - Children	3,855	6,403	60.2%	62.0%	61.3%	58.9%
% of FP17s for the same patient ID Re-attending between 3 & 9 months - Adults	8,319	16,709	49.8%	52.8%	52.1%	50.8%
% of FP17s for Band 1 Urgent Courses	2,641	22,231	11.9%	8.8%	9.5%	9.1%
% of FP17s Relating to Free Repair or Replacements	75	22,231	0.3%	0.8%	0.6%	0.8%
% of FP17s Relating to Continuations	38	22,231	0.2%	1.0%	0.8%	0.9%
% of Patients satisfied with the dentistry they have received	5	6	N/A	92.3%	92.4%	92.5%
% of Patients satisfied with the time they had to wait for an appointment	4	6	N/A	89.7%	86.3%	87.0%

* This is based on patients treated on this contract for their most recent course of treatment. Figures in italics indicate the base number of FP17s or Patient Questionnaire responses are less than 100. N/A is shown where the base number of responses is less than 10 during the period. % is calculated as Quantity/Base number*100

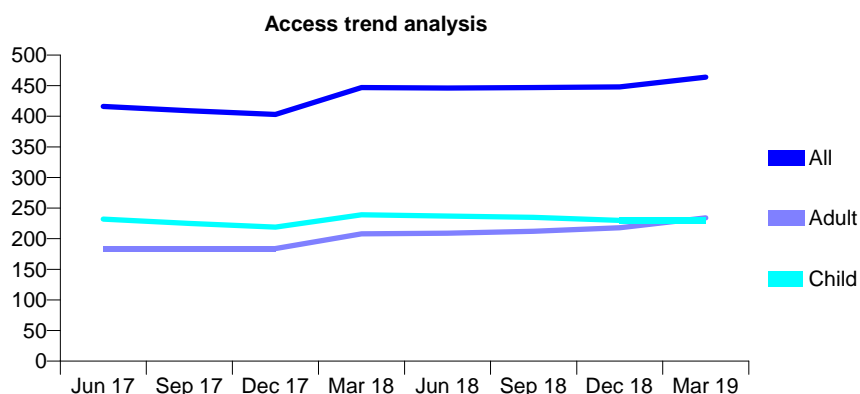
Q65 - Vital Signs At a Glance Contract Report for 109681/0001 - March 2019

Name or company name	Backwell Dental Care Ltd
Contract type name	GDS Contract
Purpose of contract	General
Contract start date	01/06/2010
Contract end date	

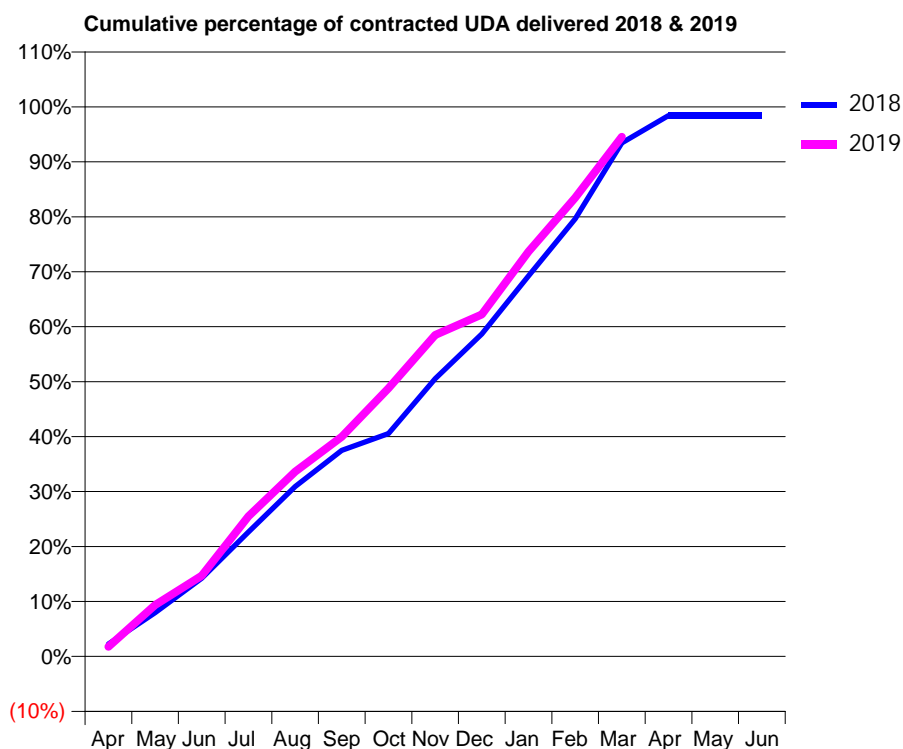
18/19 Contracted general activity (UDA)	1,205
Carry forward general activity (UDA)	19
18/19 Contracted orthodontic activity (UOA)	0
Carry forward orthodontic activity (UOA)	0
Baseline contract value	£36,703.99

ACCESS*

Patients seen in 24 months	Total	Change since previous quarter
Quarter ending March 2018	447	
Quarter ending June 2018	446	→
Quarter ending September 2018	447	→
Quarter ending December 2018	448	→
Quarter ending March 2019	464	↑
Variance since March 2018	3.8%	↑



ACTIVITY



Month	2018	2019
April	27	21
May	96	113
June	171	177
July	273	307
August	372	405
September	452	482
October	489	588
November	609	705
December	707	750
January	834	888
February	960	1,006
March	1,126	1,139
April	1,186	
May	1,186	
June	1,186	

QUALITY

	Quantity	Base Number	Contract	AT	Region	England
% of FP17s for the same patient ID Re-attending within 3 months - Children	27	424	6.4%	9.5%	11.3%	11.8%
% of FP17s for the same patient ID Re-attending within 3 months - Adults	32	321	10.0%	13.9%	15.4%	15.7%
% of FP17s for the same patient ID Re-attending between 3 & 9 months - Children	306	424	72.2%	62.0%	61.3%	58.9%
% of FP17s for the same patient ID Re-attending between 3 & 9 months - Adults	194	321	60.4%	52.8%	52.1%	50.8%
% of FP17s for Band 1 Urgent Courses	26	712	3.7%	8.8%	9.5%	9.1%
% of FP17s Relating to Free Repair or Replacements	0	712	0.0%	0.8%	0.6%	0.8%
% of FP17s Relating to Continuations	0	712	0.0%	1.0%	0.8%	0.9%
% of Patients satisfied with the dentistry they have received	0	0	N/A	92.3%	92.4%	92.5%
% of Patients satisfied with the time they had to wait for an appointment	0	0	N/A	89.7%	86.3%	87.0%

* This is based on patients treated on this contract for their most recent course of treatment. Figures in italics indicate the base number of FP17s or Patient Questionnaire responses are less than 100. N/A is shown where the base number of responses is less than 10 during the period. % is calculated as Quantity/Base number*100

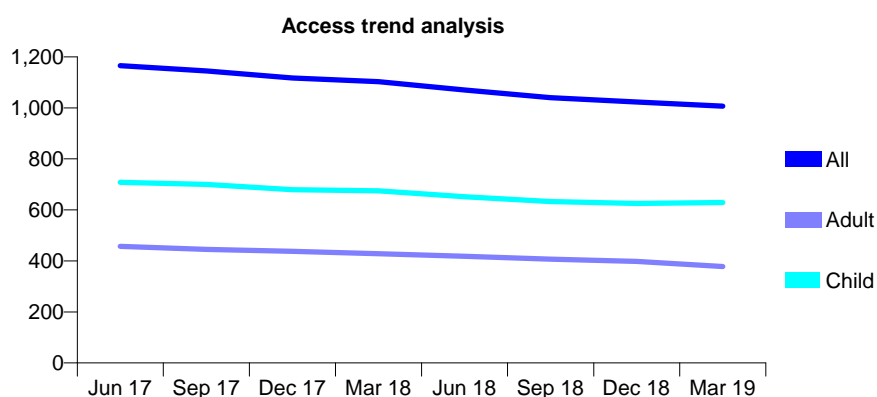
Q65 - Vital Signs At a Glance Contract Report for 111333/0001 - March 2019

Name or company name	Connor Hichens
Contract type name	GDS Contract
Purpose of contract	General and Orthodontic
Contract start date	01/12/2012
Contract end date	

18/19 Contracted general activity (UDA)	2,700
Carry forward general activity (UDA)	0
18/19 Contracted orthodontic activity (UOA)	233
Carry forward orthodontic activity (UOA)	0
Baseline contract value	£75,225.05

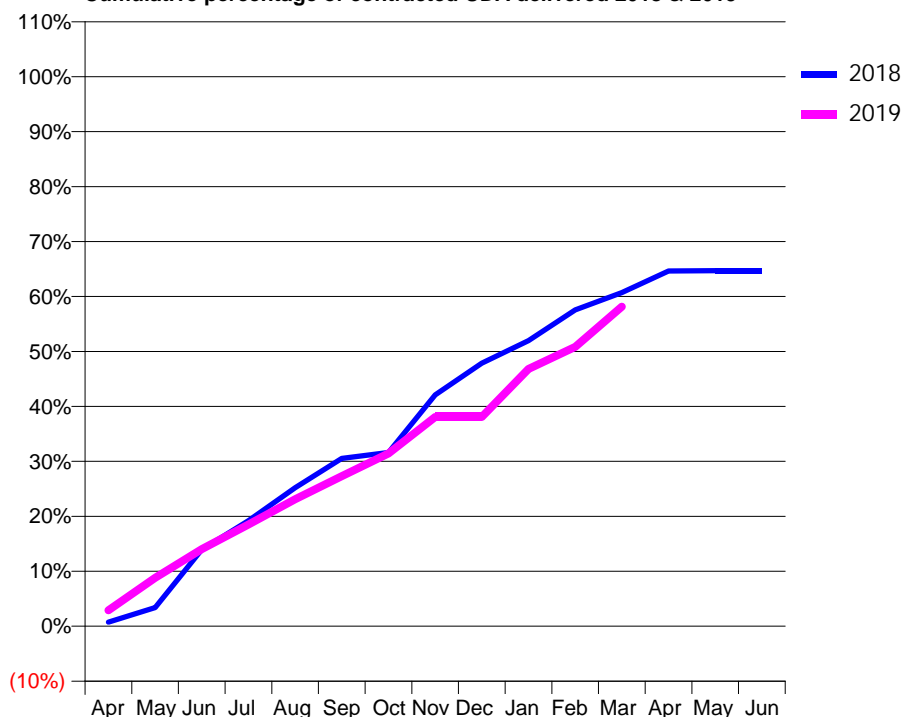
ACCESS*

Patients seen in 24 months	Total	Change since previous quarter
Quarter ending March 2018	1,103	
Quarter ending June 2018	1,070	↓
Quarter ending September 2018	1,040	↓
Quarter ending December 2018	1,023	↓
Quarter ending March 2019	1,007	↓
Variance since March 2018	(8.7%)	↓



ACTIVITY

Cumulative percentage of contracted UDA delivered 2018 & 2019



Adjusted Scheduled Activity (UDA)

Month	2018	2019
April	20	78
May	92	238
June	376	378
July	519	499
August	680	624
September	825	737
October	854	849
November	1,136	1,028
December	1,293	1,028
January	1,403	1,264
February	1,555	1,372
March	1,639	1,570
April	1,745	
May	1,747	
June	1,747	

QUALITY

	Quantity	Base Number	Contract	AT	Region	England
% of FP17s for the same patient ID Re-attending within 3 months - Children	76	892	8.5%	9.5%	11.3%	11.8%
% of FP17s for the same patient ID Re-attending within 3 months - Adults	30	357	8.4%	13.9%	15.4%	15.7%
% of FP17s for the same patient ID Re-attending between 3 & 9 months - Children	485	892	54.4%	62.0%	61.3%	58.9%
% of FP17s for the same patient ID Re-attending between 3 & 9 months - Adults	173	357	48.5%	52.8%	52.1%	50.8%
% of FP17s for Band 1 Urgent Courses	60	1,135	5.3%	8.8%	9.5%	9.1%
% of FP17s Relating to Free Repair or Replacements	0	1,135	0.0%	0.8%	0.6%	0.8%
% of FP17s Relating to Continuations	3	1,135	0.3%	1.0%	0.8%	0.9%
% of Patients satisfied with the dentistry they have received	5	5	N/A	92.3%	92.4%	92.5%
% of Patients satisfied with the time they had to wait for an appointment	5	5	N/A	89.7%	86.3%	87.0%

* This is based on patients treated on this contract for their most recent course of treatment.

Figures in italics indicate the base number of FP17s or Patient Questionnaire responses are less than 100. N/A is shown where the base number of responses is less than 10 during the period. % is calculated as Quantity/Base number*100

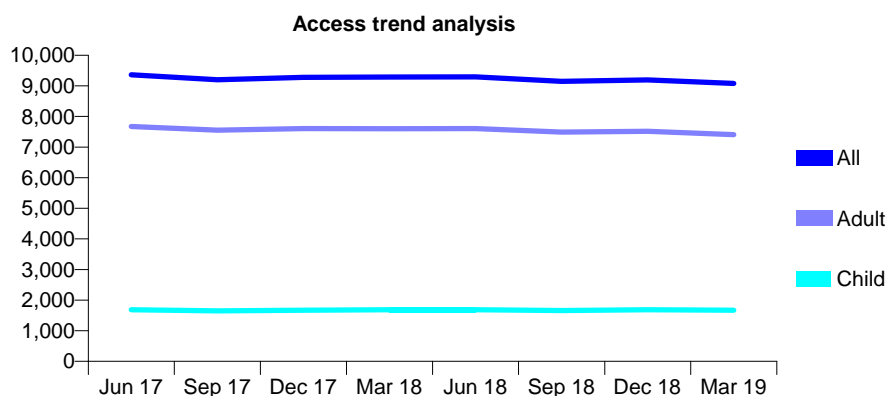
Q65 - Vital Signs At a Glance Contract Report for 112194/0001 - March 2019

Name or company name	High Street Dental Practice
Contract type name	GDS Contract
Purpose of contract	General
Contract start date	01/04/2006
Contract end date	

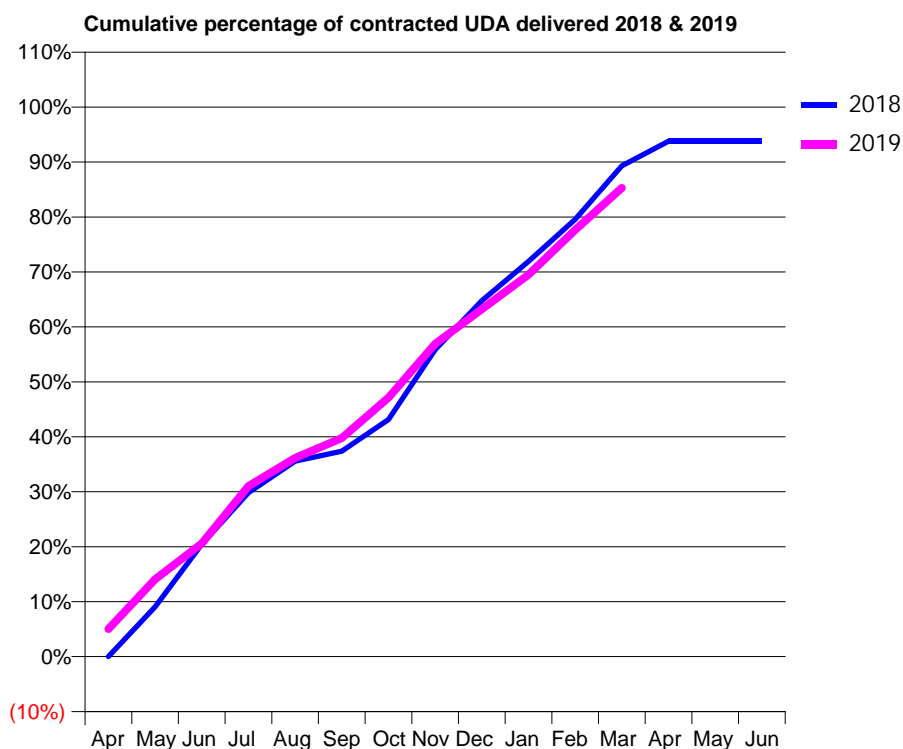
18/19 Contracted general activity (UDA)	26,500
Carry forward general activity (UDA)	0
18/19 Contracted orthodontic activity (UOA)	0
Carry forward orthodontic activity (UOA)	0
Baseline contract value	£712,882.54

ACCESS*

Patients seen in 24 months	Total	Change since previous quarter
Quarter ending March 2018	9,289	
Quarter ending June 2018	9,294	→
Quarter ending September 2018	9,150	↓
Quarter ending December 2018	9,196	→
Quarter ending March 2019	9,077	↓
Variance since March 2018	(2.3%)	↓



ACTIVITY



Month	Adjusted Scheduled Activity (UDA)	
	2018	2019
April	0	1,335
May	2,445	3,736
June	5,514	5,450
July	8,058	8,223
August	9,610	9,581
September	10,095	10,534
October	11,655	12,495
November	15,088	15,086
December	17,482	16,746
January	19,417	18,416
February	21,490	20,579
March	24,113	22,601
April	25,320	
May	25,321	
June	25,321	

QUALITY

	Quantity	Base Number	Contract	AT	Region	England
% of FP17s for the same patient ID Re-attending within 3 months - Children	130	2,261	5.7%	9.5%	11.3%	11.8%
% of FP17s for the same patient ID Re-attending within 3 months - Adults	1,375	8,454	16.3%	13.9%	15.4%	15.7%
% of FP17s for the same patient ID Re-attending between 3 & 9 months - Children	1,295	2,261	57.3%	62.0%	61.3%	58.9%
% of FP17s for the same patient ID Re-attending between 3 & 9 months - Adults	2,790	8,454	33.0%	52.8%	52.1%	50.8%
% of FP17s for Band 1 Urgent Courses	788	10,234	7.7%	8.8%	9.5%	9.1%
% of FP17s Relating to Free Repair or Replacements	142	10,234	1.4%	0.8%	0.6%	0.8%
% of FP17s Relating to Continuations	383	10,234	3.7%	1.0%	0.8%	0.9%
% of Patients satisfied with the dentistry they have received	7	9	N/A	92.3%	92.4%	92.5%
% of Patients satisfied with the time they had to wait for an appointment	8	9	N/A	89.7%	86.3%	87.0%

* This is based on patients treated on this contract for their most recent course of treatment. Figures in italics indicate the base number of FP17s or Patient Questionnaire responses are less than 100. N/A is shown where the base number of responses is less than 10 during the period. % is calculated as Quantity/Base number*100

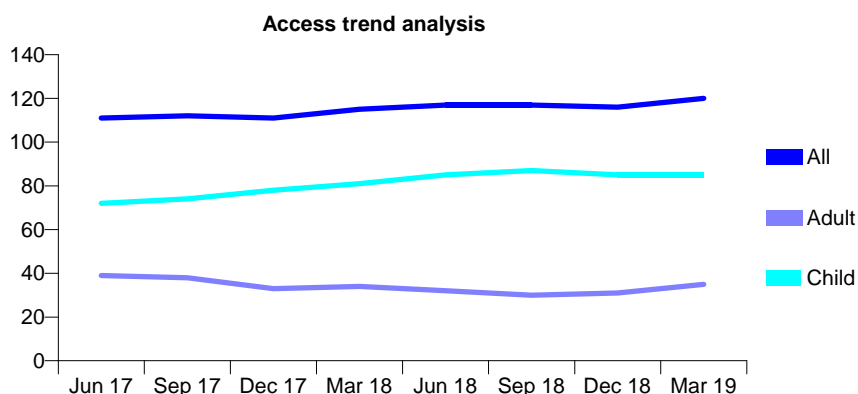
Q65 - Vital Signs At a Glance Contract Report for 114669/0001 - March 2019

Name or company name	MR MI STEWART
Contract type name	GDS Contract
Purpose of contract	General
Contract start date	01/09/2015
Contract end date	

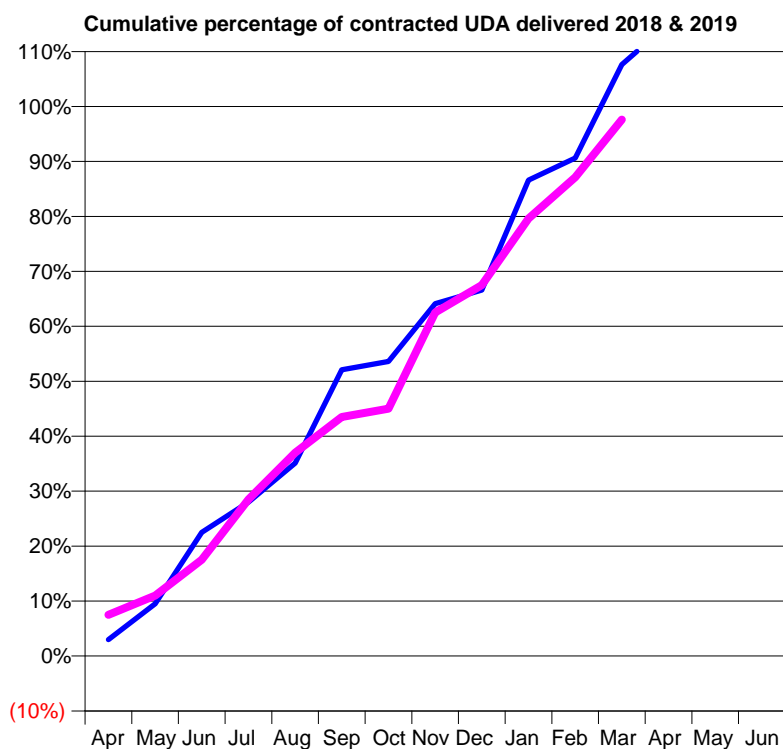
18/19 Contracted general activity (UDA)	200
Carry forward general activity (UDA)	-4
18/19 Contracted orthodontic activity (UOA)	0
Carry forward orthodontic activity (UOA)	0
Baseline contract value	£4,326.85

ACCESS*

Patients seen in 24 months	Total	Change since previous quarter
Quarter ending March 2018	115	
Quarter ending June 2018	117	→
Quarter ending September 2018	117	→
Quarter ending December 2018	116	→
Quarter ending March 2019	120	↑
Variance since March 2018	4.3%	↑



ACTIVITY



Month	Adjusted Scheduled Activity (UDA)	
	2018	2019
April	6	15
May	19	22
June	45	35
July	56	57
August	70	74
September	104	87
October	107	90
November	128	125
December	133	135
January	173	159
February	181	174
March	215	195
April	230	
May	234	
June	234	

QUALITY

	Quantity	Base Number	Contract	AT	Region	England
% of FP17s for the same patient ID Re-attending within 3 months - Children	4	148	2.7%	9.5%	11.3%	11.8%
% of FP17s for the same patient ID Re-attending within 3 months - Adults	2	24	8.3%	13.9%	15.4%	15.7%
% of FP17s for the same patient ID Re-attending between 3 & 9 months - Children	113	148	76.4%	62.0%	61.3%	58.9%
% of FP17s for the same patient ID Re-attending between 3 & 9 months - Adults	13	24	54.2%	52.8%	52.1%	50.8%
% of FP17s for Band 1 Urgent Courses	1	158	0.6%	8.8%	9.5%	9.1%
% of FP17s Relating to Free Repair or Replacements	0	158	0.0%	0.8%	0.6%	0.8%
% of FP17s Relating to Continuations	2	158	1.3%	1.0%	0.8%	0.9%
% of Patients satisfied with the dentistry they have received	0	0	N/A	92.3%	92.4%	92.5%
% of Patients satisfied with the time they had to wait for an appointment	0	0	N/A	89.7%	86.3%	87.0%

* This is based on patients treated on this contract for their most recent course of treatment. Figures in italics indicate the base number of FP17s or Patient Questionnaire responses are less than 100. N/A is shown where the base number of responses is less than 10 during the period. % is calculated as Quantity/Base number*100

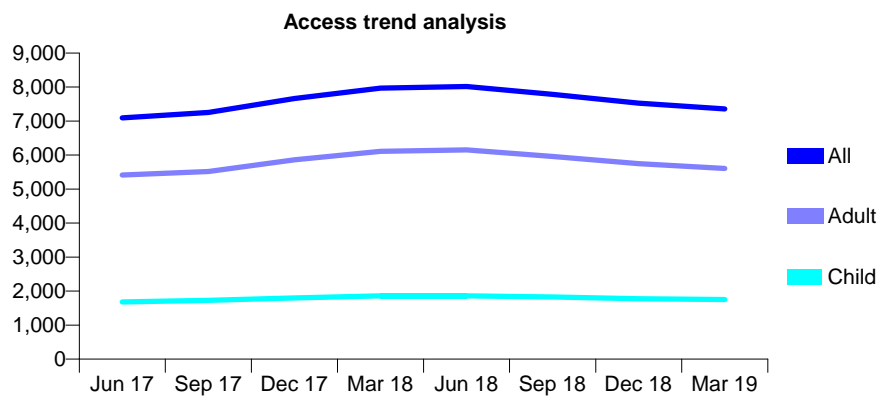
Q65 - Vital Signs At a Glance Contract Report for 115371/0001 - March 2019

Name or company name	Bahram Ltd.
Contract type name	GDS Contract
Purpose of contract	General
Contract start date	01/11/2008
Contract end date	

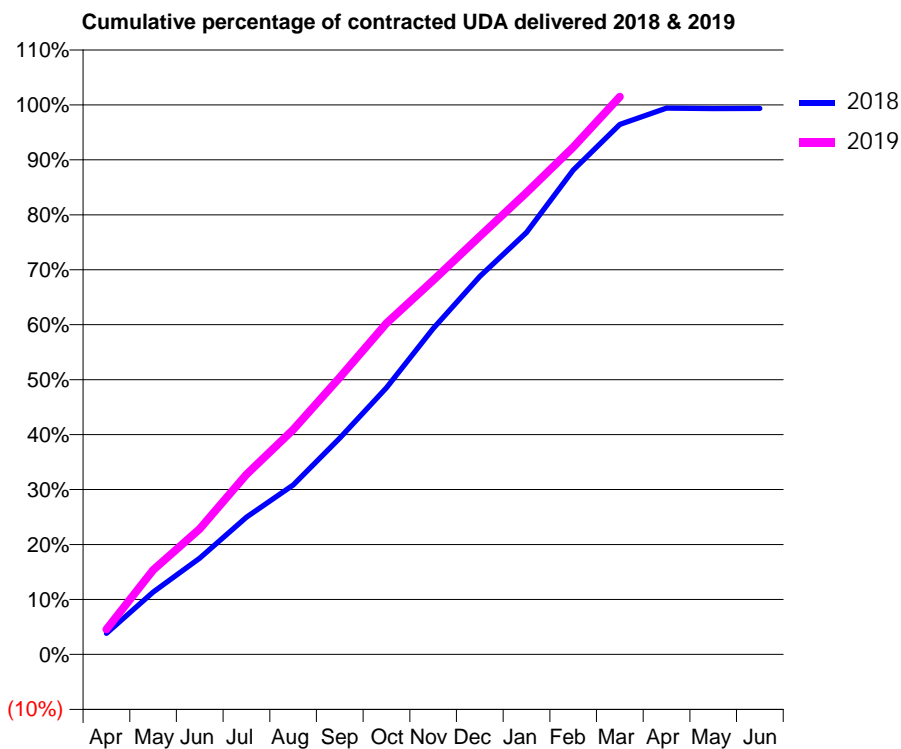
18/19 Contracted general activity (UDA)	21,238
Carry forward general activity (UDA)	141
18/19 Contracted orthodontic activity (UOA)	0
Carry forward orthodontic activity (UOA)	0
Baseline contract value	£548,324.97

ACCESS*

Patients seen in 24 months	Total	Change since previous quarter
Quarter ending March 2018	7,972	
Quarter ending June 2018	8,016	→
Quarter ending September 2018	7,785	↓
Quarter ending December 2018	7,527	↓
Quarter ending March 2019	7,360	↓
Variance since March 2018	(7.7%)	↓



ACTIVITY



Month	Adjusted Scheduled Activity (UDA)	
	2018	2019
April	812	965
May	2,411	3,265
June	3,724	4,851
July	5,305	6,953
August	6,548	8,687
September	8,358	10,702
October	10,311	12,799
November	12,593	14,460
December	14,605	16,162
January	16,304	17,843
February	18,715	19,601
March	20,482	21,553
April	21,115	
May	21,093	
June	21,097	

QUALITY

	Quantity	Base Number	Contract	AT	Region	England
% of FP17s for the same patient ID Re-attending within 3 months - Children	256	3,214	8.0%	9.5%	11.3%	11.8%
% of FP17s for the same patient ID Re-attending within 3 months - Adults	1,218	9,374	13.0%	13.9%	15.4%	15.7%
% of FP17s for the same patient ID Re-attending between 3 & 9 months - Children	2,416	3,214	75.2%	62.0%	61.3%	58.9%
% of FP17s for the same patient ID Re-attending between 3 & 9 months - Adults	6,428	9,374	68.6%	52.8%	52.1%	50.8%
% of FP17s for Band 1 Urgent Courses	960	12,354	7.8%	8.8%	9.5%	9.1%
% of FP17s Relating to Free Repair or Replacements	81	12,354	0.7%	0.8%	0.6%	0.8%
% of FP17s Relating to Continuations	102	12,354	0.8%	1.0%	0.8%	0.9%
% of Patients satisfied with the dentistry they have received	5	6	N/A	92.3%	92.4%	92.5%
% of Patients satisfied with the time they had to wait for an appointment	5	6	N/A	89.7%	86.3%	87.0%

* This is based on patients treated on this contract for their most recent course of treatment. Figures in italics indicate the base number of FP17s or Patient Questionnaire responses are less than 100. N/A is shown where the base number of responses is less than 10 during the period. % is calculated as Quantity/Base number*100

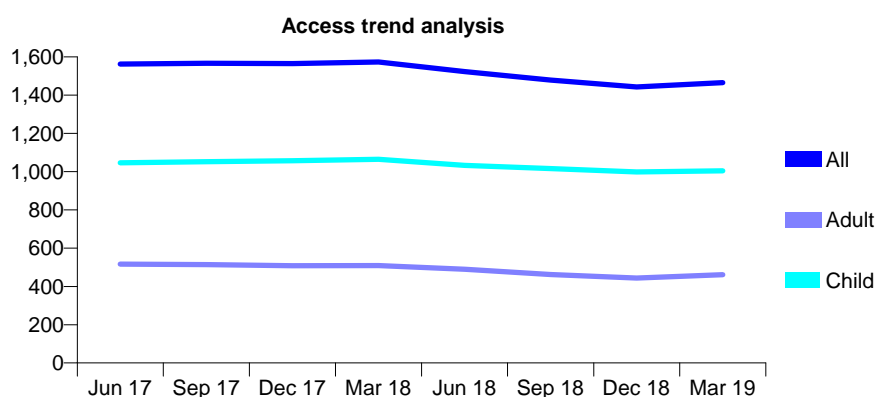
Q65 - Vital Signs At a Glance Contract Report for 115827/0001 - March 2019

Name or company name	College Street Dental Practice
Contract type name	GDS Contract
Purpose of contract	General
Contract start date	28/07/2014
Contract end date	

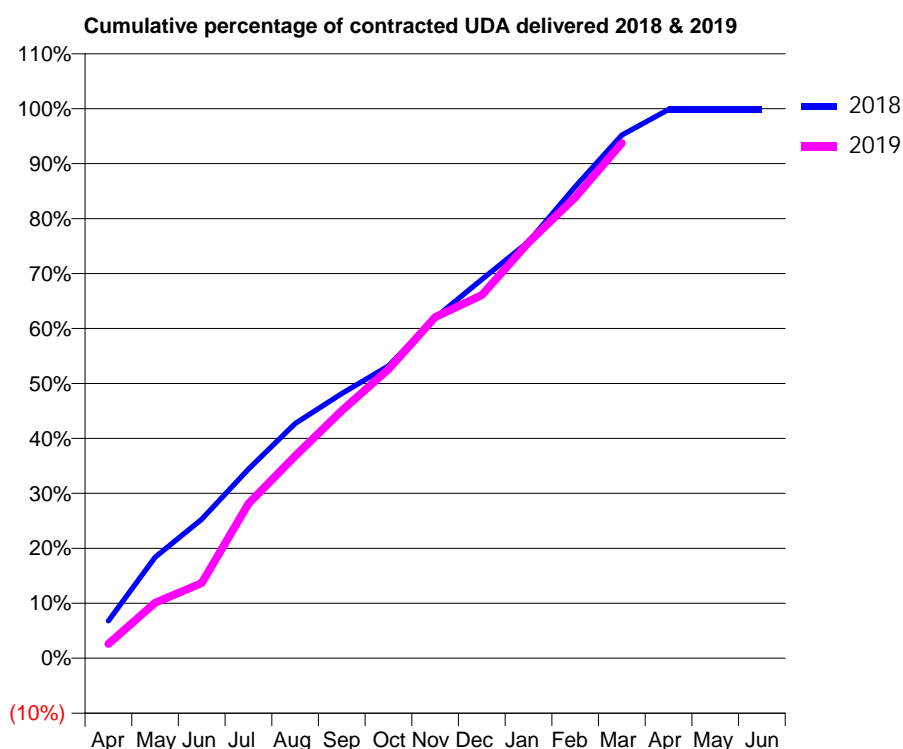
18/19 Contracted general activity (UDA)	4,000
Carry forward general activity (UDA)	6
18/19 Contracted orthodontic activity (UOA)	0
Carry forward orthodontic activity (UOA)	0
Baseline contract value	£100,632.73

ACCESS*

Patients seen in 24 months	Total	Change since previous quarter
Quarter ending March 2018	1,573	
Quarter ending June 2018	1,523	↓
Quarter ending September 2018	1,478	↓
Quarter ending December 2018	1,443	↓
Quarter ending March 2019	1,465	→
Variance since March 2018	(6.9%)	↓



ACTIVITY



Month	2018	2019
April	272	105
May	737	403
June	1,012	547
July	1,376	1,125
August	1,708	1,472
September	1,926	1,801
October	2,127	2,103
November	2,479	2,482
December	2,757	2,643
January	3,032	3,026
February	3,432	3,354
March	3,807	3,749
April	3,994	
May	3,994	
June	3,994	

QUALITY

	Quantity	Base Number	Contract	AT	Region	England
% of FP17s for the same patient ID Re-attending within 3 months - Children	165	1,774	9.3%	9.5%	11.3%	11.8%
% of FP17s for the same patient ID Re-attending within 3 months - Adults	157	600	26.2%	13.9%	15.4%	15.7%
% of FP17s for the same patient ID Re-attending between 3 & 9 months - Children	1,243	1,774	70.1%	62.0%	61.3%	58.9%
% of FP17s for the same patient ID Re-attending between 3 & 9 months - Adults	319	600	53.2%	52.8%	52.1%	50.8%
% of FP17s for Band 1 Urgent Courses	193	2,275	8.5%	8.8%	9.5%	9.1%
% of FP17s Relating to Free Repair or Replacements	3	2,275	0.1%	0.8%	0.6%	0.8%
% of FP17s Relating to Continuations	2	2,275	0.1%	1.0%	0.8%	0.9%
% of Patients satisfied with the dentistry they have received	0	1	N/A	92.3%	92.4%	92.5%
% of Patients satisfied with the time they had to wait for an appointment	0	1	N/A	89.7%	86.3%	87.0%

* This is based on patients treated on this contract for their most recent course of treatment.

Figures in italics indicate the base number of FP17s or Patient Questionnaire responses are less than 100. N/A is shown where the base number of responses is less than 10 during the period. % is calculated as Quantity/Base number*100

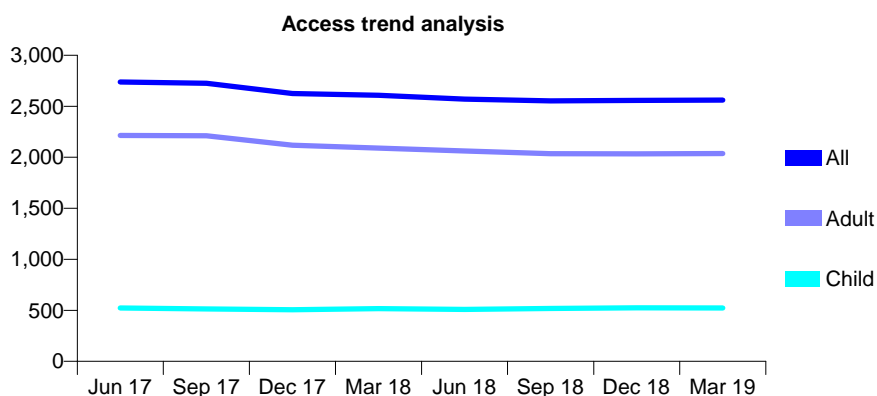
Q65 - Vital Signs At a Glance Contract Report for 116424/0001 - March 2019

Name or company name	White Dental Partnership
Contract type name	GDS Contract
Purpose of contract	General
Contract start date	01/09/2015
Contract end date	

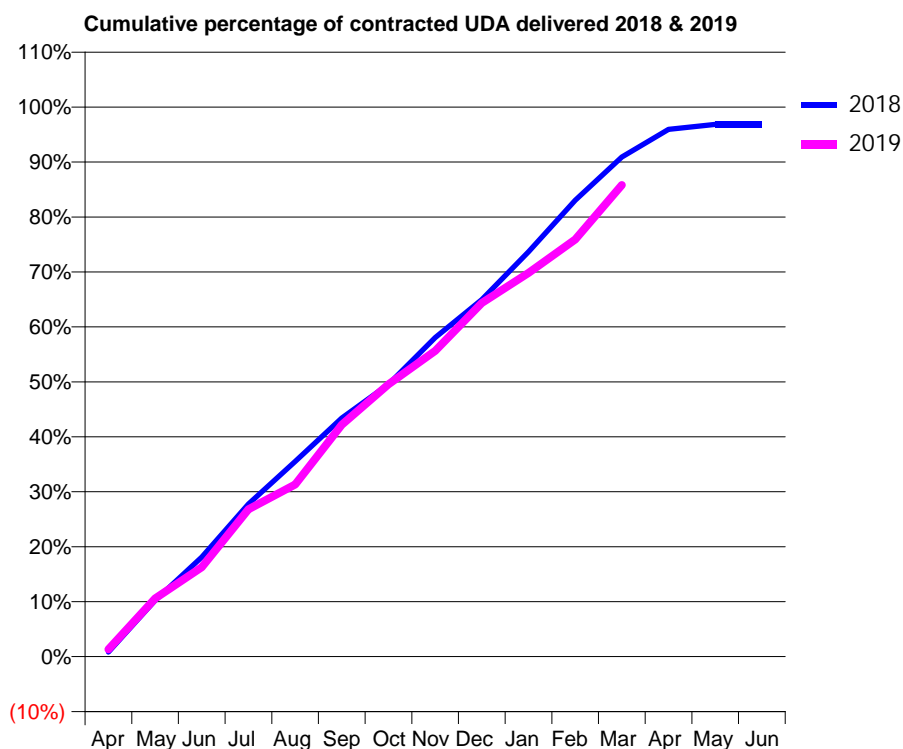
18/19 Contracted general activity (UDA)	7,059
Carry forward general activity (UDA)	223
18/19 Contracted orthodontic activity (UOA)	0
Carry forward orthodontic activity (UOA)	0
Baseline contract value	£155,481.59

ACCESS*

Patients seen in 24 months	Total	Change since previous quarter
Quarter ending March 2018	2,607	
Quarter ending June 2018	2,571	↓
Quarter ending September 2018	2,553	→
Quarter ending December 2018	2,558	→
Quarter ending March 2019	2,561	→
Variance since March 2018	(1.8%)	↓



ACTIVITY



Month	Adjusted Scheduled Activity (UDA)	
	2018	2019
April	59	93
May	724	748
June	1,278	1,149
July	1,961	1,891
August	2,507	2,210
September	3,064	2,978
October	3,498	3,497
November	4,098	3,928
December	4,584	4,542
January	5,200	4,929
February	5,863	5,359
March	6,416	6,057
April	6,773	
May	6,836	
June	6,836	

QUALITY

	Quantity	Base Number	Contract	AT	Region	England
% of FP17s for the same patient ID Re-attending within 3 months - Children	73	870	8.4%	9.5%	11.3%	11.8%
% of FP17s for the same patient ID Re-attending within 3 months - Adults	409	2,783	14.7%	13.9%	15.4%	15.7%
% of FP17s for the same patient ID Re-attending between 3 & 9 months - Children	522	870	60.0%	62.0%	61.3%	58.9%
% of FP17s for the same patient ID Re-attending between 3 & 9 months - Adults	1,231	2,783	44.2%	52.8%	52.1%	50.8%
% of FP17s for Band 1 Urgent Courses	306	3,454	8.9%	8.8%	9.5%	9.1%
% of FP17s Relating to Free Repair or Replacements	21	3,454	0.6%	0.8%	0.6%	0.8%
% of FP17s Relating to Continuations	55	3,454	1.6%	1.0%	0.8%	0.9%
% of Patients satisfied with the dentistry they have received	2	2	N/A	92.3%	92.4%	92.5%
% of Patients satisfied with the time they had to wait for an appointment	2	2	N/A	89.7%	86.3%	87.0%

* This is based on patients treated on this contract for their most recent course of treatment. Figures in italics indicate the base number of FP17s or Patient Questionnaire responses are less than 100. N/A is shown where the base number of responses is less than 10 during the period. % is calculated as Quantity/Base number*100

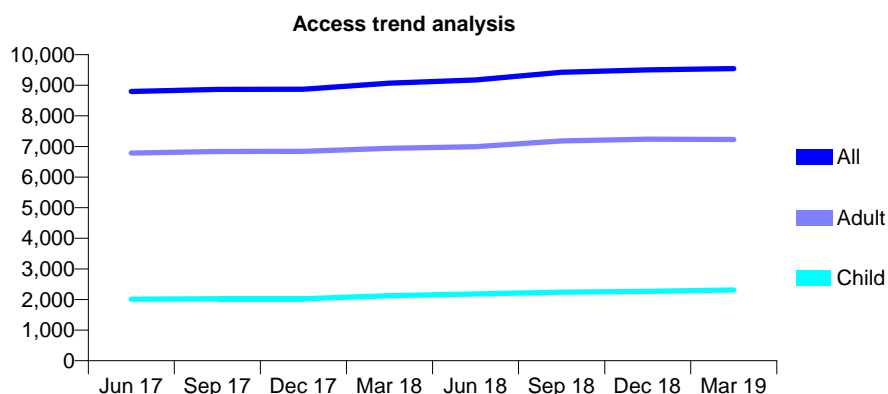
Q65 - Vital Signs At a Glance Contract Report for 118583/0001 - March 2019

Name or company name	Execudent Ltd
Contract type name	GDS Contract
Purpose of contract	General
Contract start date	01/10/2012
Contract end date	

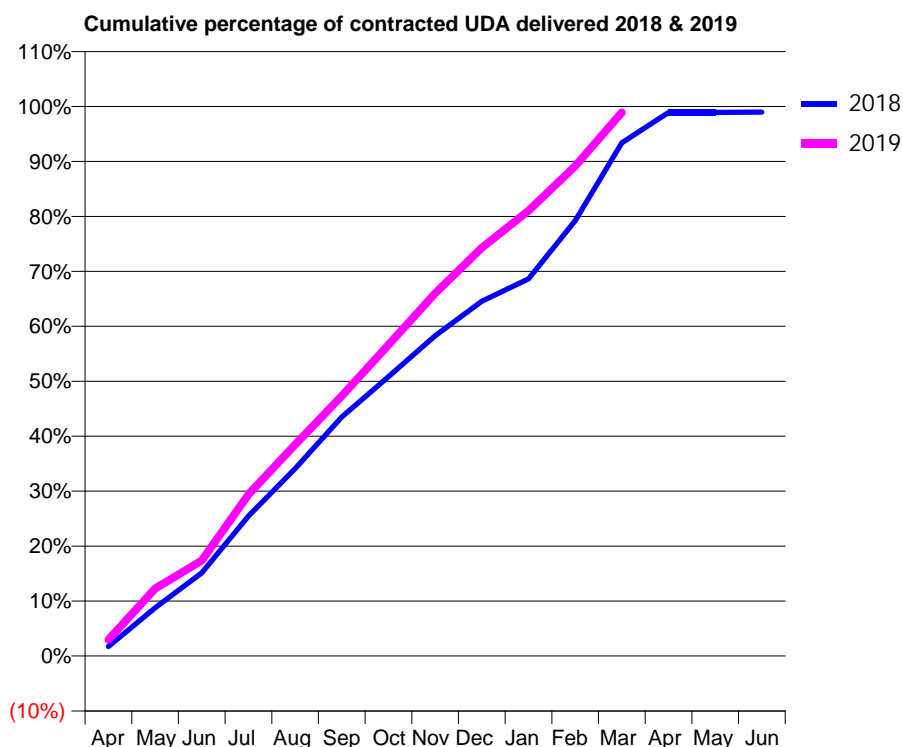
18/19 Contracted general activity (UDA)	27,280
Carry forward general activity (UDA)	282
18/19 Contracted orthodontic activity (UOA)	0
Carry forward orthodontic activity (UOA)	0
Baseline contract value	£739,783.32

ACCESS*

Patients seen in 24 months	Total	Change since previous quarter
Quarter ending March 2018	9,068	
Quarter ending June 2018	9,174	→
Quarter ending September 2018	9,427	↑
Quarter ending December 2018	9,505	→
Quarter ending March 2019	9,544	→
Variance since March 2018	5.2%	↑



ACTIVITY



Month	Adjusted Scheduled Activity (UDA)	
	2018	2019
April	475	820
May	2,397	3,343
June	4,127	4,746
July	6,946	8,017
August	9,314	10,497
September	11,869	12,908
October	13,862	15,446
November	15,895	18,012
December	17,613	20,261
January	18,721	22,106
February	21,610	24,321
March	25,480	26,981
April	26,979	
May	26,984	
June	26,998	

QUALITY

	Quantity	Base Number	Contract	AT	Region	England
% of FP17s for the same patient ID Re-attending within 3 months - Children	297	3,693	8.0%	9.5%	11.3%	11.8%
% of FP17s for the same patient ID Re-attending within 3 months - Adults	1,687	11,108	15.2%	13.9%	15.4%	15.7%
% of FP17s for the same patient ID Re-attending between 3 & 9 months - Children	2,430	3,693	65.8%	62.0%	61.3%	58.9%
% of FP17s for the same patient ID Re-attending between 3 & 9 months - Adults	6,690	11,108	60.2%	52.8%	52.1%	50.8%
% of FP17s for Band 1 Urgent Courses	999	14,186	7.0%	8.8%	9.5%	9.1%
% of FP17s Relating to Free Repair or Replacements	195	14,186	1.4%	0.8%	0.6%	0.8%
% of FP17s Relating to Continuations	170	14,186	1.2%	1.0%	0.8%	0.9%
% of Patients satisfied with the dentistry they have received	6	6	N/A	92.3%	92.4%	92.5%
% of Patients satisfied with the time they had to wait for an appointment	5	6	N/A	89.7%	86.3%	87.0%

* This is based on patients treated on this contract for their most recent course of treatment. Figures in italics indicate the base number of FP17s or Patient Questionnaire responses are less than 100. N/A is shown where the base number of responses is less than 10 during the period. % is calculated as Quantity/Base number*100

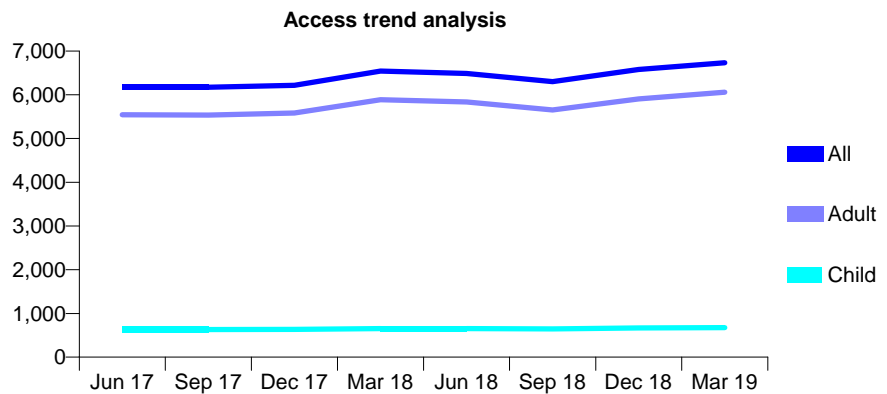
Q65 - Vital Signs At a Glance Contract Report for 118583/0002 - March 2019

Name or company name	Execudent Ltd
Contract type name	GDS Contract
Purpose of contract	General
Contract start date	01/10/2012
Contract end date	

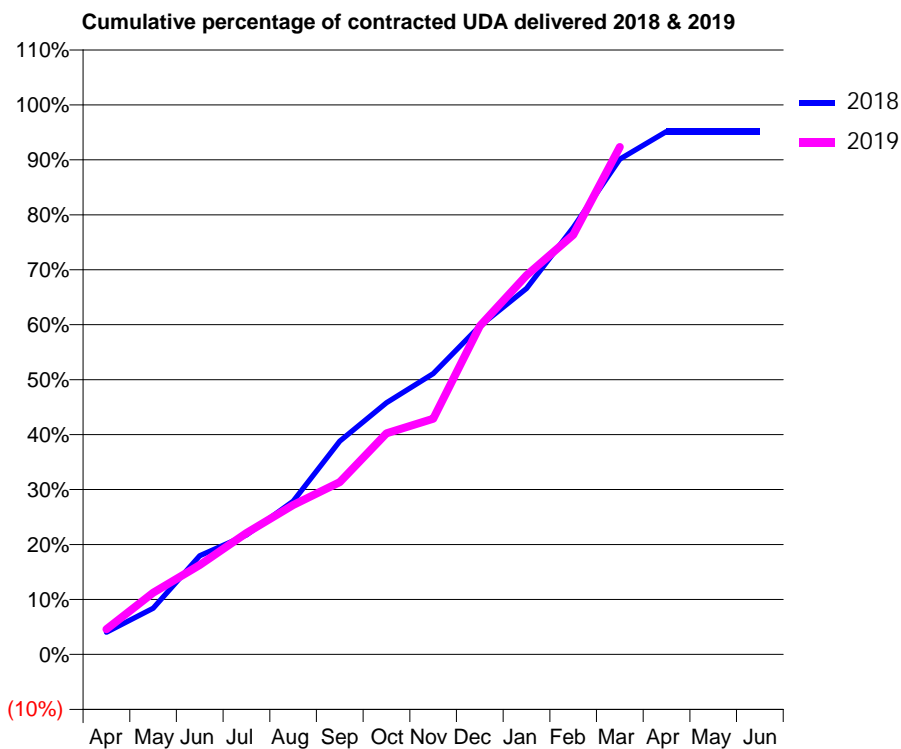
18/19 Contracted general activity (UDA)	14,299
Carry forward general activity (UDA)	0
18/19 Contracted orthodontic activity (UOA)	0
Carry forward orthodontic activity (UOA)	0
Baseline contract value	£323,091.77

ACCESS*

Patients seen in 24 months	Total	Change since previous quarter
Quarter ending March 2018	6,542	
Quarter ending June 2018	6,490	→
Quarter ending September 2018	6,300	↓
Quarter ending December 2018	6,578	↑
Quarter ending March 2019	6,734	↑
Variance since March 2018	2.9%	↑



ACTIVITY



Month	2018	2019
April	579	659
May	1,201	1,604
June	2,567	2,328
July	3,106	3,159
August	3,988	3,887
September	5,550	4,486
October	6,549	5,754
November	7,306	6,133
December	8,545	8,546
January	9,521	9,865
February	11,108	10,917
March	12,886	13,203
April	13,606	
May	13,606	
June	13,606	

QUALITY

	Quantity	Base Number	Contract	AT	Region	England
% of FP17s for the same patient ID Re-attending within 3 months - Children	50	847	5.9%	9.5%	11.3%	11.8%
% of FP17s for the same patient ID Re-attending within 3 months - Adults	785	6,672	11.8%	13.9%	15.4%	15.7%
% of FP17s for the same patient ID Re-attending between 3 & 9 months - Children	436	847	51.5%	62.0%	61.3%	58.9%
% of FP17s for the same patient ID Re-attending between 3 & 9 months - Adults	2,664	6,672	39.9%	52.8%	52.1%	50.8%
% of FP17s for Band 1 Urgent Courses	890	7,192	12.4%	8.8%	9.5%	9.1%
% of FP17s Relating to Free Repair or Replacements	67	7,192	0.9%	0.8%	0.6%	0.8%
% of FP17s Relating to Continuations	35	7,192	0.5%	1.0%	0.8%	0.9%
% of Patients satisfied with the dentistry they have received	1	2	N/A	92.3%	92.4%	92.5%
% of Patients satisfied with the time they had to wait for an appointment	2	2	N/A	89.7%	86.3%	87.0%

* This is based on patients treated on this contract for their most recent course of treatment. Figures in italics indicate the base number of FP17s or Patient Questionnaire responses are less than 100. N/A is shown where the base number of responses is less than 10 during the period. % is calculated as Quantity/Base number*100

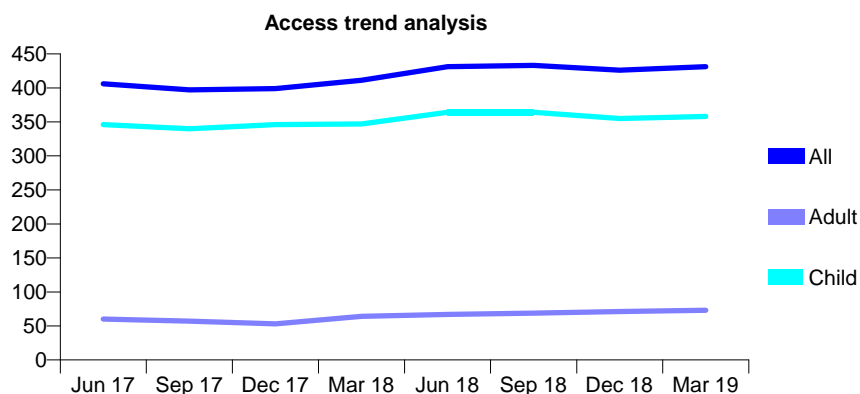
Q65 - Vital Signs At a Glance Contract Report for 118613/0001 - March 2019

Name or company name	The Bruton Dental Practice Limited
Contract type name	GDS Contract
Purpose of contract	General
Contract start date	01/12/2009
Contract end date	

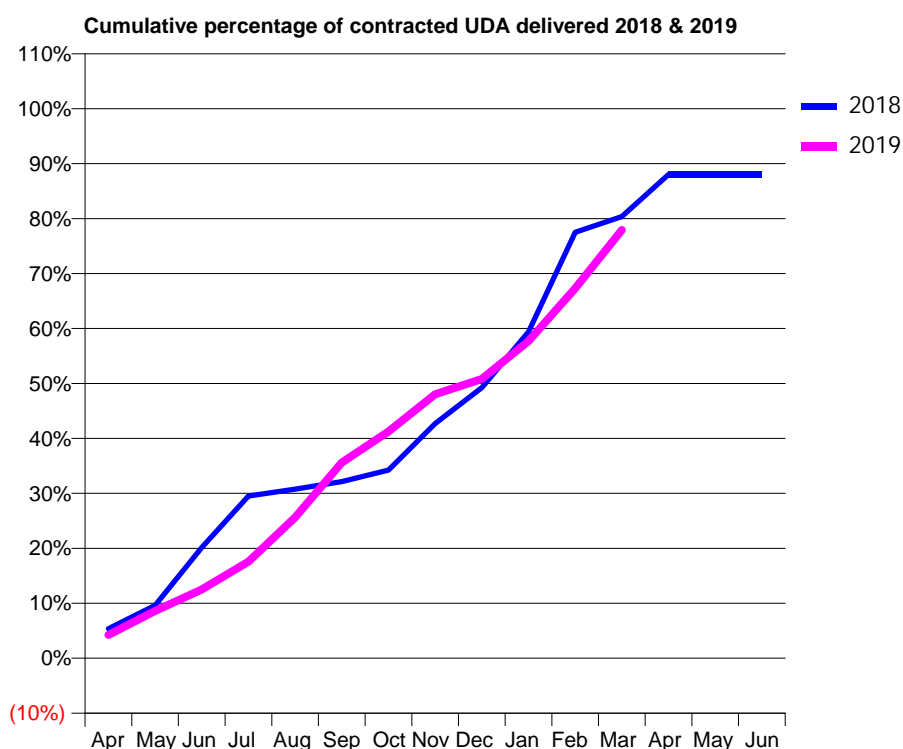
18/19 Contracted general activity (UDA)	874
Carry forward general activity (UDA)	0
18/19 Contracted orthodontic activity (UOA)	0
Carry forward orthodontic activity (UOA)	0
Baseline contract value	£19,068.01

ACCESS*

Patients seen in 24 months	Total	Change since previous quarter
Quarter ending March 2018	411	
Quarter ending June 2018	431	↑
Quarter ending September 2018	433	→
Quarter ending December 2018	426	↓
Quarter ending March 2019	431	→
Variance since March 2018	4.9%	↑



ACTIVITY



Month	Adjusted Scheduled Activity (UDA)	
	2018	2019
April	47	37
May	84	75
June	176	109
July	258	154
August	269	224
September	281	311
October	299	360
November	373	420
December	430	444
January	519	504
February	677	588
March	702	681
April	769	
May	769	
June	769	

QUALITY

	Quantity	Base Number	Contract	AT	Region	England
% of FP17s for the same patient ID Re-attending within 3 months - Children	17	528	3.2%	9.5%	11.3%	11.8%
% of FP17s for the same patient ID Re-attending within 3 months - Adults	4	48	8.3%	13.9%	15.4%	15.7%
% of FP17s for the same patient ID Re-attending between 3 & 9 months - Children	360	528	68.2%	62.0%	61.3%	58.9%
% of FP17s for the same patient ID Re-attending between 3 & 9 months - Adults	27	48	56.3%	52.8%	52.1%	50.8%
% of FP17s for Band 1 Urgent Courses	15	537	2.8%	8.8%	9.5%	9.1%
% of FP17s Relating to Free Repair or Replacements	0	537	0.0%	0.8%	0.6%	0.8%
% of FP17s Relating to Continuations	0	537	0.0%	1.0%	0.8%	0.9%
% of Patients satisfied with the dentistry they have received	0	0	N/A	92.3%	92.4%	92.5%
% of Patients satisfied with the time they had to wait for an appointment	0	0	N/A	89.7%	86.3%	87.0%

* This is based on patients treated on this contract for their most recent course of treatment.

Figures in italics indicate the base number of FP17s or Patient Questionnaire responses are less than 100. N/A is shown where the base number of responses is less than 10 during the period. % is calculated as Quantity/Base number*100

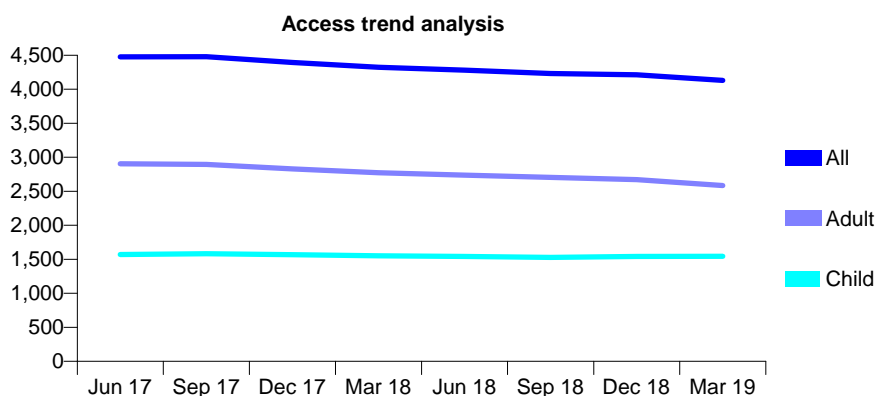
Q65 - Vital Signs At a Glance Contract Report for 119466/0001 - March 2019

Name or company name	Davidson, Smith and Associates
Contract type name	GDS Contract
Purpose of contract	General
Contract start date	01/04/2011
Contract end date	

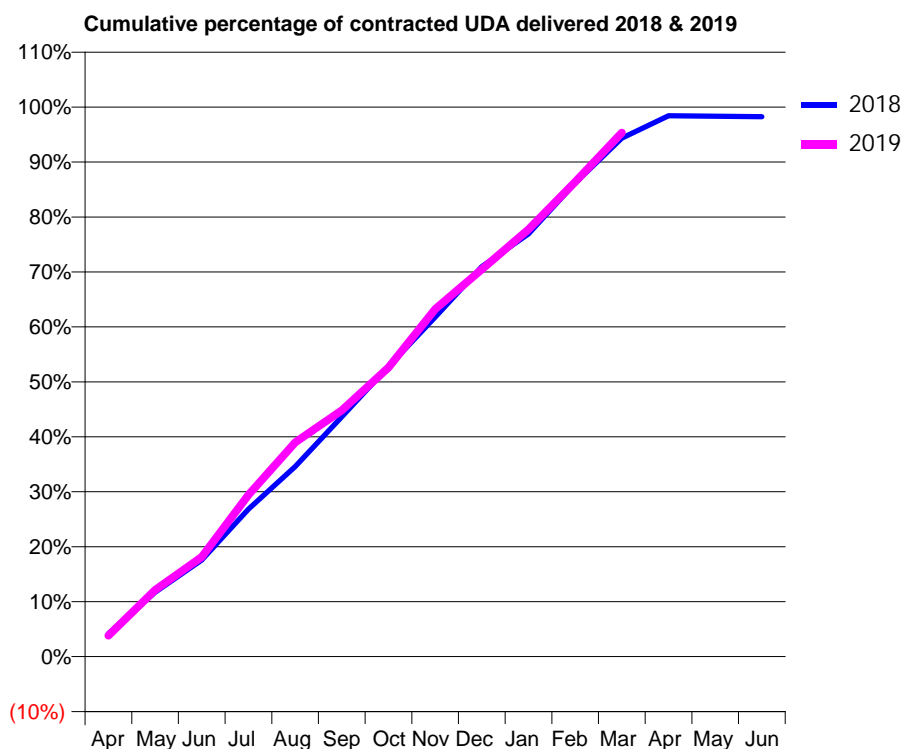
18/19 Contracted general activity (UDA)	12,029
Carry forward general activity (UDA)	212
18/19 Contracted orthodontic activity (UOA)	0
Carry forward orthodontic activity (UOA)	0
Baseline contract value	£310,990.22

ACCESS*

Patients seen in 24 months	Total	Change since previous quarter
Quarter ending March 2018	4,324	
Quarter ending June 2018	4,281	→
Quarter ending September 2018	4,233	↓
Quarter ending December 2018	4,213	→
Quarter ending March 2019	4,130	↓
Variance since March 2018	(4.5%)	↓



ACTIVITY



Month	Adjusted Scheduled Activity (UDA)	
	2018	2019
April	504	460
May	1,411	1,457
June	2,115	2,181
July	3,231	3,539
August	4,161	4,690
September	5,249	5,389
October	6,350	6,327
November	7,434	7,605
December	8,538	8,475
January	9,252	9,350
February	10,368	10,390
March	11,348	11,468
April	11,839	
May	11,827	
June	11,817	

QUALITY

	Quantity	Base Number	Contract	AT	Region	England
% of FP17s for the same patient ID Re-attending within 3 months - Children	248	2,641	9.4%	9.5%	11.3%	11.8%
% of FP17s for the same patient ID Re-attending within 3 months - Adults	489	3,796	12.9%	13.9%	15.4%	15.7%
% of FP17s for the same patient ID Re-attending between 3 & 9 months - Children	1,728	2,641	65.4%	62.0%	61.3%	58.9%
% of FP17s for the same patient ID Re-attending between 3 & 9 months - Adults	2,469	3,796	65.0%	52.8%	52.1%	50.8%
% of FP17s for Band 1 Urgent Courses	407	6,222	6.5%	8.8%	9.5%	9.1%
% of FP17s Relating to Free Repair or Replacements	23	6,222	0.4%	0.8%	0.6%	0.8%
% of FP17s Relating to Continuations	5	6,222	0.1%	1.0%	0.8%	0.9%
% of Patients satisfied with the dentistry they have received	2	3	N/A	92.3%	92.4%	92.5%
% of Patients satisfied with the time they had to wait for an appointment	2	3	N/A	89.7%	86.3%	87.0%

* This is based on patients treated on this contract for their most recent course of treatment. Figures in italics indicate the base number of FP17s or Patient Questionnaire responses are less than 100. N/A is shown where the base number of responses is less than 10 during the period. % is calculated as Quantity/Base number*100

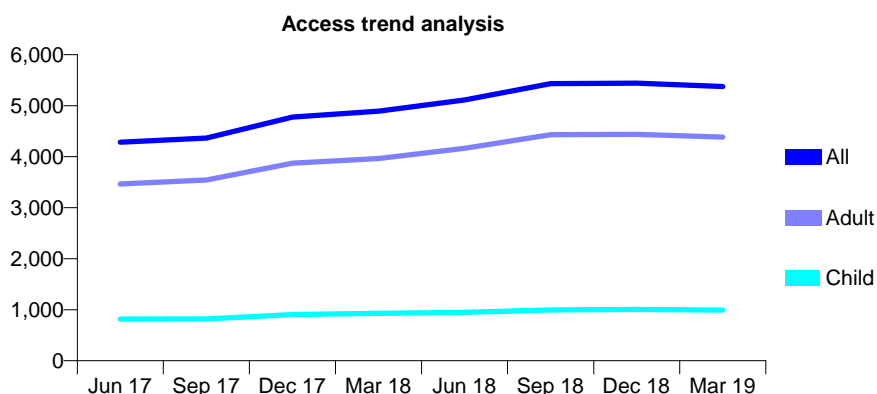
Q65 - Vital Signs At a Glance Contract Report for 121193/0001 - March 2019

Name or company name	Easton Dental Practice
Contract type name	GDS Contract
Purpose of contract	General
Contract start date	26/11/2009
Contract end date	

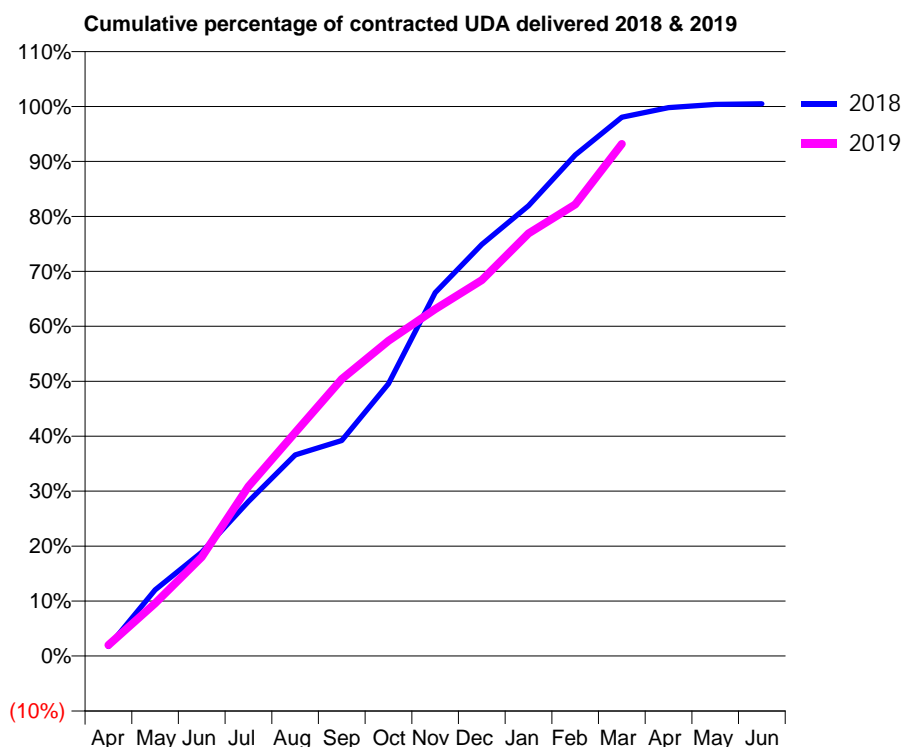
18/19 Contracted general activity (UDA)	19,012
Carry forward general activity (UDA)	-91
18/19 Contracted orthodontic activity (UOA)	0
Carry forward orthodontic activity (UOA)	0
Baseline contract value	£461,271.95

ACCESS*

Patients seen in 24 months	Total	Change since previous quarter
Quarter ending March 2018	4,893	
Quarter ending June 2018	5,113	↑
Quarter ending September 2018	5,431	↑
Quarter ending December 2018	5,442	→
Quarter ending March 2019	5,376	↓
Variance since March 2018	9.9%	↑



ACTIVITY



Month	Adjusted Scheduled Activity (UDA)	
	2018	2019
April	331	380
May	2,291	1,824
June	3,591	3,428
July	5,344	5,864
August	6,956	7,729
September	7,459	9,579
October	9,424	10,904
November	12,568	12,001
December	14,234	13,002
January	15,576	14,620
February	17,329	15,619
March	18,635	17,716
April	18,968	
May	19,085	
June	19,103	

QUALITY

	Quantity	Base Number	Contract	AT	Region	England
% of FP17s for the same patient ID Re-attending within 3 months - Children	147	1,366	10.8%	9.5%	11.3%	11.8%
% of FP17s for the same patient ID Re-attending within 3 months - Adults	956	5,329	17.9%	13.9%	15.4%	15.7%
% of FP17s for the same patient ID Re-attending between 3 & 9 months - Children	680	1,366	49.8%	62.0%	61.3%	58.9%
% of FP17s for the same patient ID Re-attending between 3 & 9 months - Adults	2,197	5,329	41.2%	52.8%	52.1%	50.8%
% of FP17s for Band 1 Urgent Courses	1,270	6,443	19.7%	8.8%	9.5%	9.1%
% of FP17s Relating to Free Repair or Replacements	31	6,443	0.5%	0.8%	0.6%	0.8%
% of FP17s Relating to Continuations	12	6,443	0.2%	1.0%	0.8%	0.9%
% of Patients satisfied with the dentistry they have received	8	10	80.0%	92.3%	92.4%	92.5%
% of Patients satisfied with the time they had to wait for an appointment	9	10	90.0%	89.7%	86.3%	87.0%

* This is based on patients treated on this contract for their most recent course of treatment.

Figures in italics indicate the base number of FP17s or Patient Questionnaire responses are less than 100. N/A is shown where the base number of responses is less than 10 during the period. % is calculated as Quantity/Base number*100

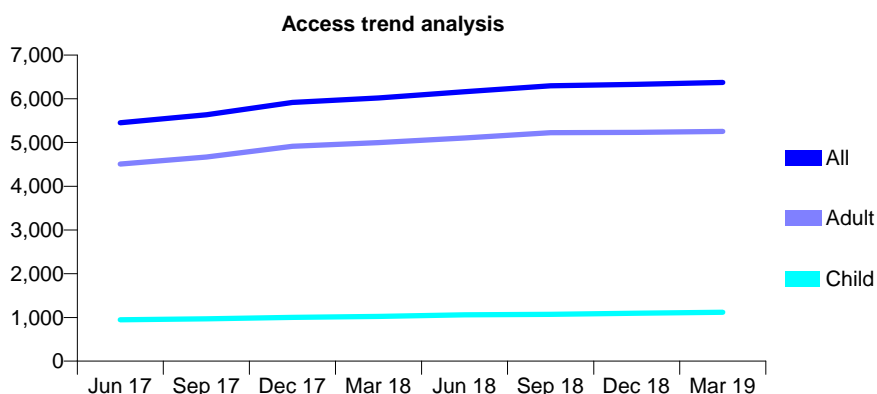
Q65 - Vital Signs At a Glance Contract Report for 121193/0002 - March 2019

Name or company name	Omega Dental
Contract type name	GDS Contract
Purpose of contract	General
Contract start date	01/04/2011
Contract end date	

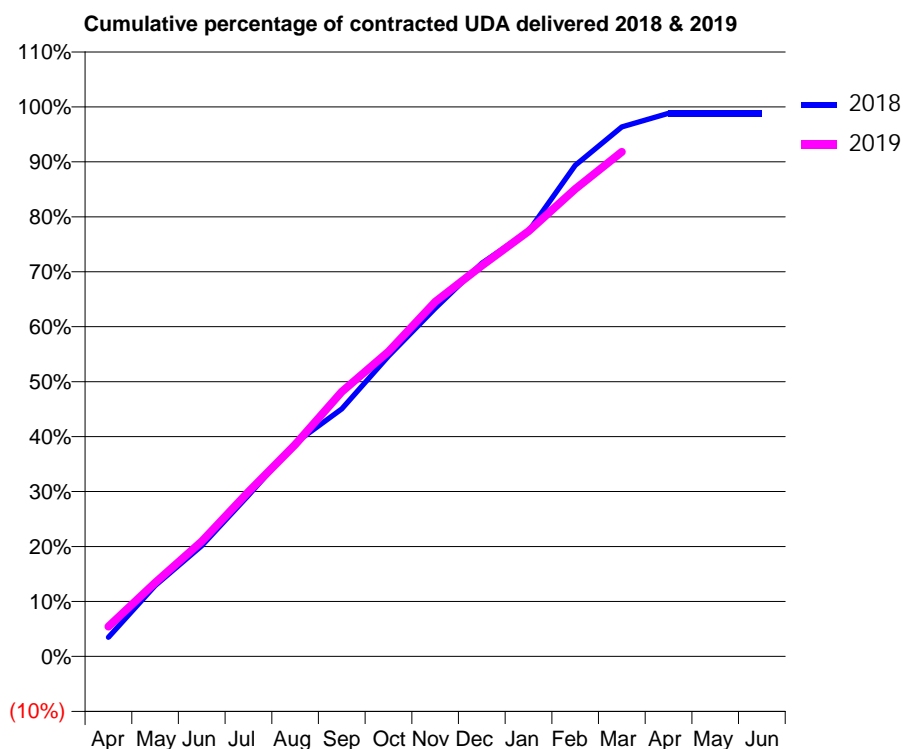
18/19 Contracted general activity (UDA)	14,903
Carry forward general activity (UDA)	174
18/19 Contracted orthodontic activity (UOA)	0
Carry forward orthodontic activity (UOA)	0
Baseline contract value	£365,396.29

ACCESS*

Patients seen in 24 months	Total	Change since previous quarter
Quarter ending March 2018	6,020	
Quarter ending June 2018	6,164	↑
Quarter ending September 2018	6,296	↑
Quarter ending December 2018	6,331	→
Quarter ending March 2019	6,373	→
Variance since March 2018	5.9%	↑



ACTIVITY



Month	Adjusted Scheduled Activity (UDA)	
	2018	2019
April	521	812
May	1,921	1,997
June	3,003	3,119
July	4,369	4,464
August	5,788	5,746
September	6,710	7,176
October	8,148	8,266
November	9,442	9,614
December	10,661	10,593
January	11,533	11,529
February	13,317	12,673
March	14,360	13,682
April	14,729	
May	14,729	
June	14,729	

QUALITY

	Quantity	Base Number	Contract	AT	Region	England
% of FP17s for the same patient ID Re-attending within 3 months - Children	95	1,469	6.5%	9.5%	11.3%	11.8%
% of FP17s for the same patient ID Re-attending within 3 months - Adults	462	5,478	8.4%	13.9%	15.4%	15.7%
% of FP17s for the same patient ID Re-attending between 3 & 9 months - Children	771	1,469	52.5%	62.0%	61.3%	58.9%
% of FP17s for the same patient ID Re-attending between 3 & 9 months - Adults	2,456	5,478	44.8%	52.8%	52.1%	50.8%
% of FP17s for Band 1 Urgent Courses	530	6,805	7.8%	8.8%	9.5%	9.1%
% of FP17s Relating to Free Repair or Replacements	32	6,805	0.5%	0.8%	0.6%	0.8%
% of FP17s Relating to Continuations	21	6,805	0.3%	1.0%	0.8%	0.9%
% of Patients satisfied with the dentistry they have received	1	1	N/A	92.3%	92.4%	92.5%
% of Patients satisfied with the time they had to wait for an appointment	1	1	N/A	89.7%	86.3%	87.0%

* This is based on patients treated on this contract for their most recent course of treatment. Figures in italics indicate the base number of FP17s or Patient Questionnaire responses are less than 100. N/A is shown where the base number of responses is less than 10 during the period. % is calculated as Quantity/Base number*100

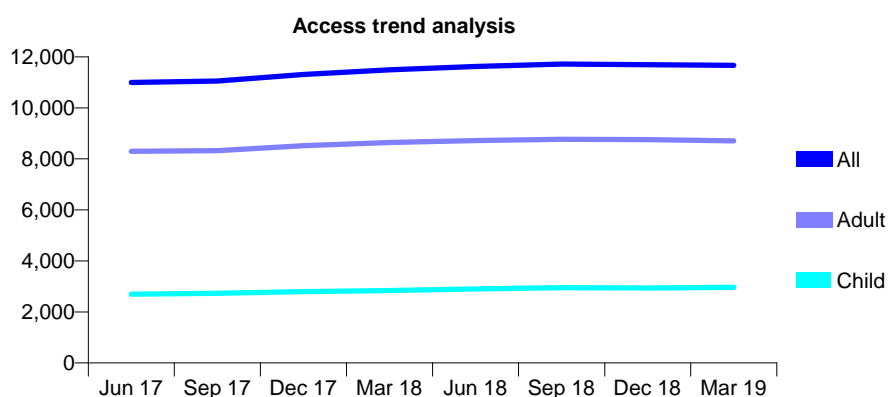
Q65 - Vital Signs At a Glance Contract Report for 122165/0001 - March 2019

Name or company name	Passage House Dental Care
Contract type name	GDS Contract
Purpose of contract	General and Orthodontic
Contract start date	01/10/2008
Contract end date	

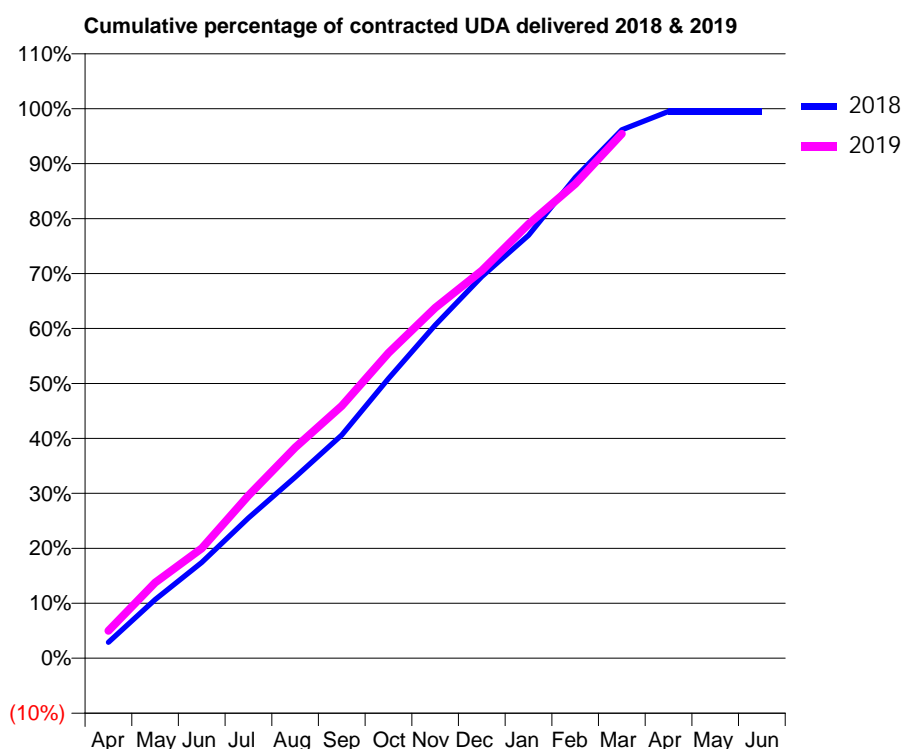
18/19 Contracted general activity (UDA)	28,767
Carry forward general activity (UDA)	147
18/19 Contracted orthodontic activity (UOA)	784
Carry forward orthodontic activity (UOA)	20
Baseline contract value	£781,470.79

ACCESS*

Patients seen in 24 months	Total	Change since previous quarter
Quarter ending March 2018	11,488	
Quarter ending June 2018	11,622	→
Quarter ending September 2018	11,718	→
Quarter ending December 2018	11,693	→
Quarter ending March 2019	11,670	→
Variance since March 2018	1.6%	→



ACTIVITY



Month	Adjusted Scheduled Activity (UDA)	
	2018	2019
April	870	1,434
May	3,193	3,963
June	5,226	5,758
July	7,653	8,514
August	9,869	11,026
September	12,172	13,203
October	15,254	15,984
November	18,167	18,343
December	20,806	20,281
January	23,062	22,725
February	26,210	24,828
March	28,819	27,442
April	29,811	
May	29,809	
June	29,820	

QUALITY

	Quantity	Base Number	Contract	AT	Region	England
% of FP17s for the same patient ID Re-attending within 3 months - Children	412	4,872	8.5%	9.5%	11.3%	11.8%
% of FP17s for the same patient ID Re-attending within 3 months - Adults	2,054	12,985	15.8%	13.9%	15.4%	15.7%
% of FP17s for the same patient ID Re-attending between 3 & 9 months - Children	3,310	4,872	67.9%	62.0%	61.3%	58.9%
% of FP17s for the same patient ID Re-attending between 3 & 9 months - Adults	8,117	12,985	62.5%	52.8%	52.1%	50.8%
% of FP17s for Band 1 Urgent Courses	1,321	17,209	7.7%	8.8%	9.5%	9.1%
% of FP17s Relating to Free Repair or Replacements	218	17,209	1.3%	0.8%	0.6%	0.8%
% of FP17s Relating to Continuations	81	17,209	0.5%	1.0%	0.8%	0.9%
% of Patients satisfied with the dentistry they have received	6	7	N/A	92.3%	92.4%	92.5%
% of Patients satisfied with the time they had to wait for an appointment	7	7	N/A	89.7%	86.3%	87.0%

* This is based on patients treated on this contract for their most recent course of treatment.

Figures in italics indicate the base number of FP17s or Patient Questionnaire responses are less than 100. N/A is shown where the base number of responses is less than 10 during the period. % is calculated as Quantity/Base number*100

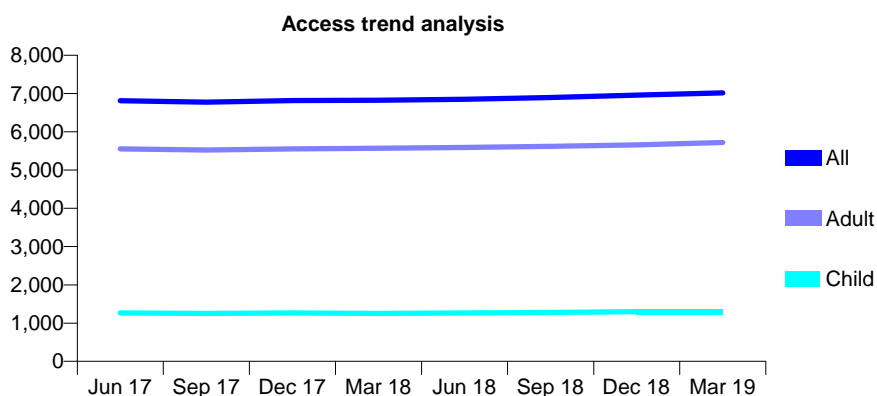
Q65 - Vital Signs At a Glance Contract Report for 123870/0001 - March 2019

Name or company name	Bramcote Dental Practice
Contract type name	GDS Contract
Purpose of contract	General
Contract start date	01/01/2013
Contract end date	

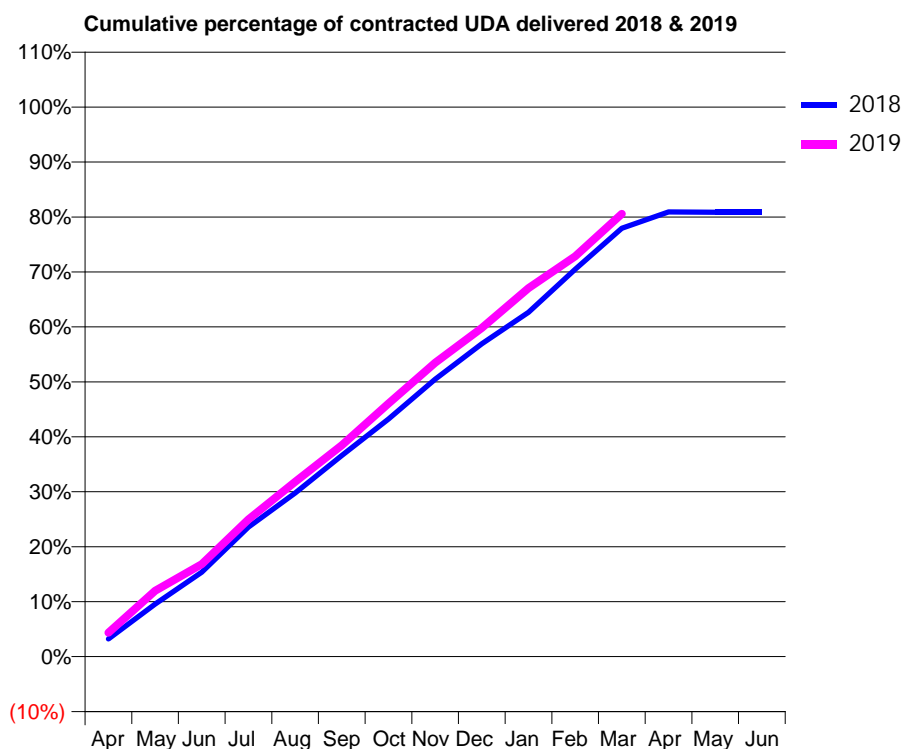
18/19 Contracted general activity (UDA)	22,500
Carry forward general activity (UDA)	0
18/19 Contracted orthodontic activity (UOA)	0
Carry forward orthodontic activity (UOA)	0
Baseline contract value	£514,231.61

ACCESS*

Patients seen in 24 months	Total	Change since previous quarter
Quarter ending March 2018	6,823	
Quarter ending June 2018	6,850	→
Quarter ending September 2018	6,896	→
Quarter ending December 2018	6,960	→
Quarter ending March 2019	7,015	→
Variance since March 2018	2.8%	↑



ACTIVITY



Month	Adjusted Scheduled Activity (UDA)	
	2018	2019
April	722	980
May	2,157	2,702
June	3,458	3,785
July	5,304	5,622
August	6,700	7,161
September	8,235	8,652
October	9,728	10,363
November	11,357	12,036
December	12,807	13,458
January	14,103	15,087
February	15,857	16,395
March	17,533	18,128
April	18,208	
May	18,192	
June	18,190	

QUALITY

	Quantity	Base Number	Contract	AT	Region	England
% of FP17s for the same patient ID Re-attending within 3 months - Children	130	2,129	6.1%	9.5%	11.3%	11.8%
% of FP17s for the same patient ID Re-attending within 3 months - Adults	1,270	8,562	14.8%	13.9%	15.4%	15.7%
% of FP17s for the same patient ID Re-attending between 3 & 9 months - Children	1,448	2,129	68.0%	62.0%	61.3%	58.9%
% of FP17s for the same patient ID Re-attending between 3 & 9 months - Adults	4,371	8,562	51.1%	52.8%	52.1%	50.8%
% of FP17s for Band 1 Urgent Courses	1,142	10,347	11.0%	8.8%	9.5%	9.1%
% of FP17s Relating to Free Repair or Replacements	123	10,347	1.2%	0.8%	0.6%	0.8%
% of FP17s Relating to Continuations	108	10,347	1.0%	1.0%	0.8%	0.9%
% of Patients satisfied with the dentistry they have received	13	14	92.9%	92.3%	92.4%	92.5%
% of Patients satisfied with the time they had to wait for an appointment	13	14	92.9%	89.7%	86.3%	87.0%

* This is based on patients treated on this contract for their most recent course of treatment. Figures in italics indicate the base number of FP17s or Patient Questionnaire responses are less than 100. N/A is shown where the base number of responses is less than 10 during the period. % is calculated as Quantity/Base number*100

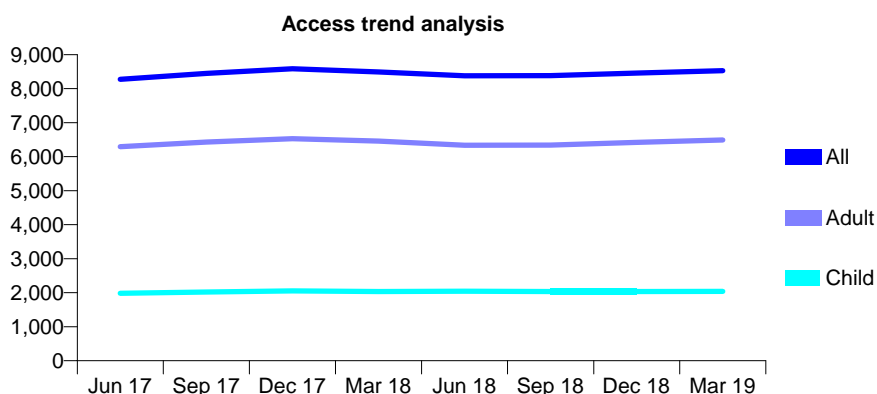
Q65 - Vital Signs At a Glance Contract Report for 125385/0005 - March 2019

Name or company name	Dr Michael Frain Ltd
Contract type name	GDS Contract
Purpose of contract	General
Contract start date	01/04/2008
Contract end date	

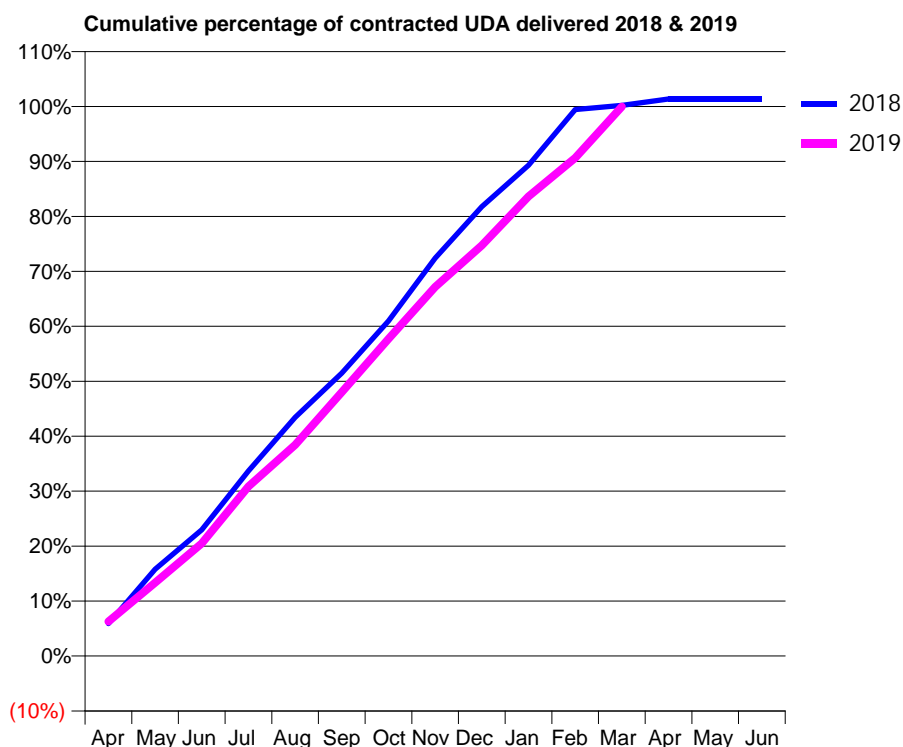
18/19 Contracted general activity (UDA)	22,571
Carry forward general activity (UDA)	-306
18/19 Contracted orthodontic activity (UOA)	0
Carry forward orthodontic activity (UOA)	0
Baseline contract value	£477,693.27

ACCESS*

Patients seen in 24 months	Total	Change since previous quarter
Quarter ending March 2018	8,491	
Quarter ending June 2018	8,379	↓
Quarter ending September 2018	8,382	→
Quarter ending December 2018	8,458	→
Quarter ending March 2019	8,531	→
Variance since March 2018	0.5%	→



ACTIVITY



Month	Adjusted Scheduled Activity (UDA)	
	2018	2019
April	1,331	1,418
May	3,568	3,015
June	5,183	4,626
July	7,599	6,966
August	9,806	8,672
September	11,623	10,836
October	13,761	13,027
November	16,347	15,162
December	18,453	16,864
January	20,152	18,880
February	22,443	20,459
March	22,615	22,562
April	22,874	
May	22,876	
June	22,877	

QUALITY

	Quantity	Base Number	Contract	AT	Region	England
% of FP17s for the same patient ID Re-attending within 3 months - Children	165	2,963	5.6%	9.5%	11.3%	11.8%
% of FP17s for the same patient ID Re-attending within 3 months - Adults	1,042	8,755	11.9%	13.9%	15.4%	15.7%
% of FP17s for the same patient ID Re-attending between 3 & 9 months - Children	1,291	2,963	43.6%	62.0%	61.3%	58.9%
% of FP17s for the same patient ID Re-attending between 3 & 9 months - Adults	3,375	8,755	38.5%	52.8%	52.1%	50.8%
% of FP17s for Band 1 Urgent Courses	812	11,580	7.0%	8.8%	9.5%	9.1%
% of FP17s Relating to Free Repair or Replacements	66	11,580	0.6%	0.8%	0.6%	0.8%
% of FP17s Relating to Continuations	79	11,580	0.7%	1.0%	0.8%	0.9%
% of Patients satisfied with the dentistry they have received	3	3	N/A	92.3%	92.4%	92.5%
% of Patients satisfied with the time they had to wait for an appointment	3	3	N/A	89.7%	86.3%	87.0%

* This is based on patients treated on this contract for their most recent course of treatment. Figures in italics indicate the base number of FP17s or Patient Questionnaire responses are less than 100. N/A is shown where the base number of responses is less than 10 during the period. % is calculated as Quantity/Base number*100

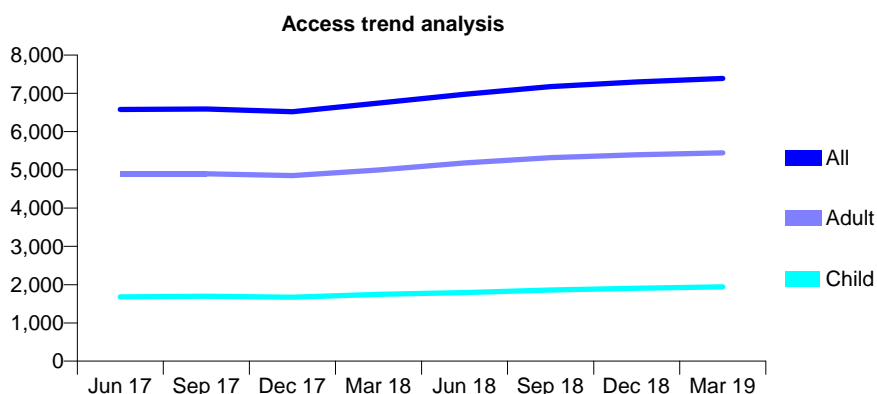
Q65 - Vital Signs At a Glance Contract Report for 126322/0001 - March 2019

Name or company name	Bishopsworth Dental Surgery
Contract type name	GDS Contract
Purpose of contract	General
Contract start date	01/04/2010
Contract end date	

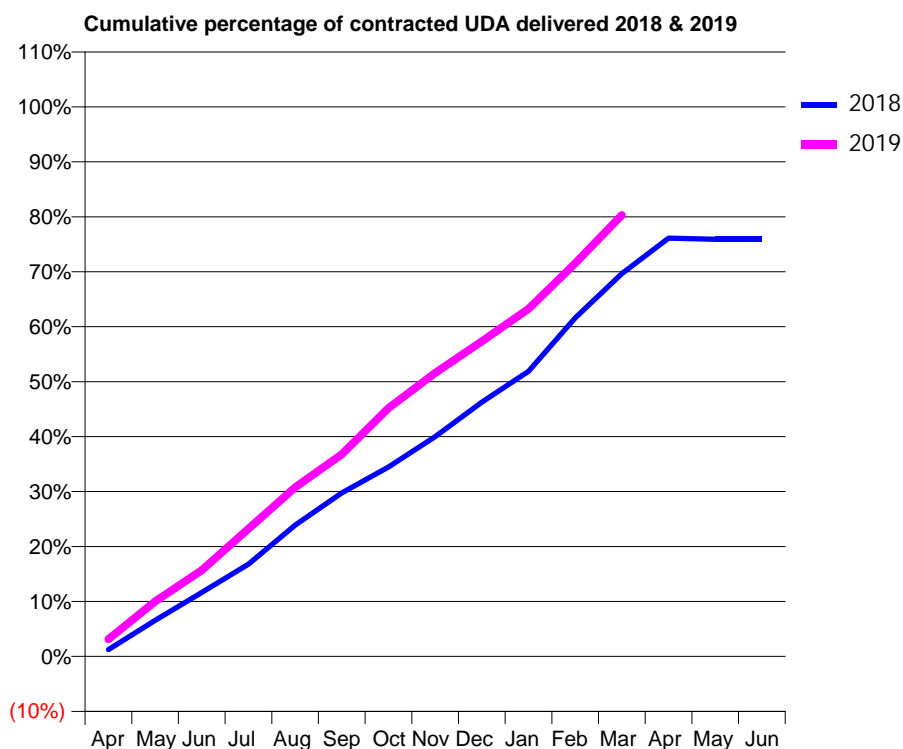
18/19 Contracted general activity (UDA)	30,000
Carry forward general activity (UDA)	0
18/19 Contracted orthodontic activity (UOA)	0
Carry forward orthodontic activity (UOA)	0
Baseline contract value	£689,701.08

ACCESS*

Patients seen in 24 months	Total	Change since previous quarter
Quarter ending March 2018	6,742	
Quarter ending June 2018	6,974	↑
Quarter ending September 2018	7,177	↑
Quarter ending December 2018	7,299	→
Quarter ending March 2019	7,387	→
Variance since March 2018	9.6%	↑



ACTIVITY



Month	Adjusted Scheduled Activity (UDA)	
	2018	2019
April	375	944
May	1,968	3,005
June	3,490	4,706
July	5,044	6,969
August	7,168	9,237
September	8,929	11,033
October	10,340	13,556
November	12,002	15,479
December	13,879	17,198
January	15,570	18,979
February	18,482	21,464
March	20,897	24,090
April	22,832	
May	22,779	
June	22,778	

QUALITY

	Quantity	Base Number	Contract	AT	Region	England
% of FP17s for the same patient ID Re-attending within 3 months - Children	238	2,870	8.3%	9.5%	11.3%	11.8%
% of FP17s for the same patient ID Re-attending within 3 months - Adults	1,266	8,018	15.8%	13.9%	15.4%	15.7%
% of FP17s for the same patient ID Re-attending between 3 & 9 months - Children	1,567	2,870	54.6%	62.0%	61.3%	58.9%
% of FP17s for the same patient ID Re-attending between 3 & 9 months - Adults	4,243	8,018	52.9%	52.8%	52.1%	50.8%
% of FP17s for Band 1 Urgent Courses	1,229	10,255	12.0%	8.8%	9.5%	9.1%
% of FP17s Relating to Free Repair or Replacements	58	10,255	0.6%	0.8%	0.6%	0.8%
% of FP17s Relating to Continuations	47	10,255	0.5%	1.0%	0.8%	0.9%
% of Patients satisfied with the dentistry they have received	2	2	N/A	92.3%	92.4%	92.5%
% of Patients satisfied with the time they had to wait for an appointment	2	2	N/A	89.7%	86.3%	87.0%

* This is based on patients treated on this contract for their most recent course of treatment. Figures in italics indicate the base number of FP17s or Patient Questionnaire responses are less than 100. N/A is shown where the base number of responses is less than 10 during the period. % is calculated as Quantity/Base number*100

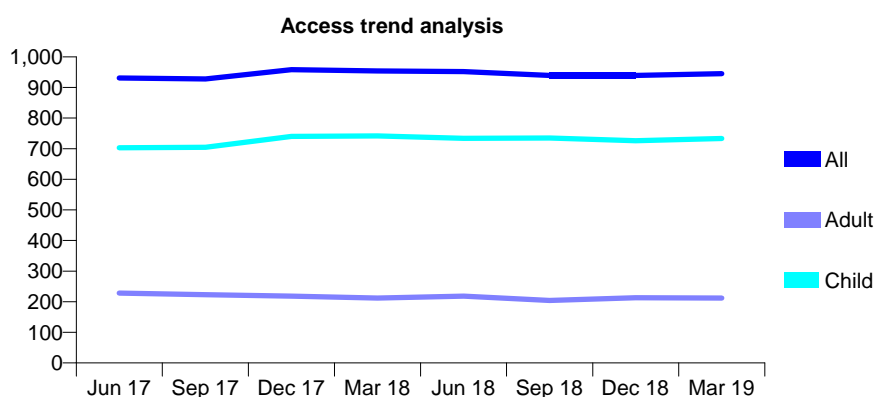
Q65 - Vital Signs At a Glance Contract Report for 126373/0001 - March 2019

Name or company name	Welshmill Dental Practice
Contract type name	GDS Contract
Purpose of contract	General
Contract start date	01/04/2006
Contract end date	

18/19 Contracted general activity (UDA)	3,700
Carry forward general activity (UDA)	0
18/19 Contracted orthodontic activity (UOA)	0
Carry forward orthodontic activity (UOA)	0
Baseline contract value	£90,677.12

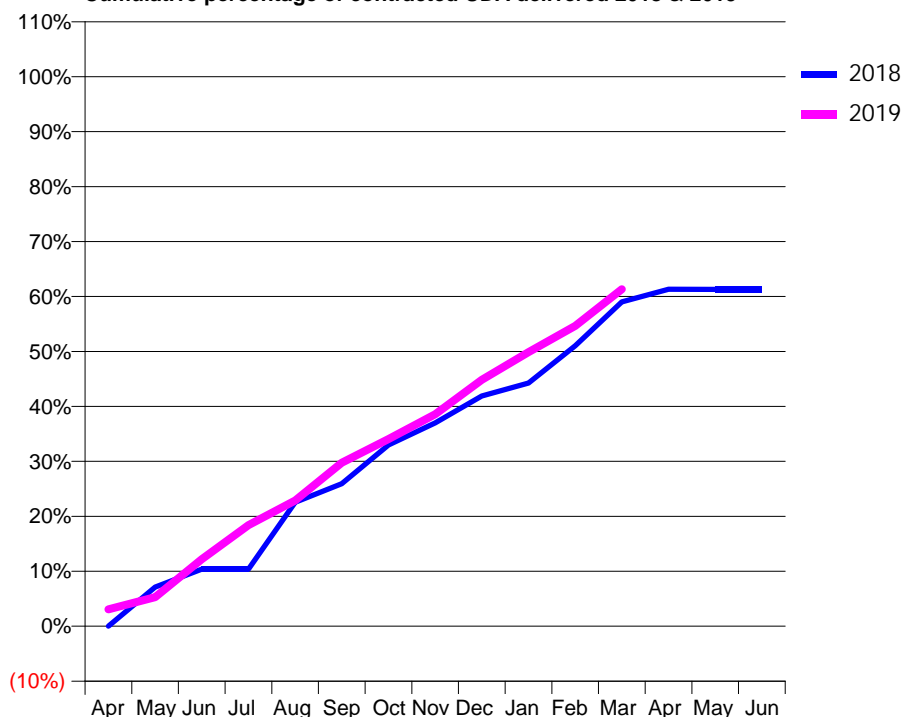
ACCESS*

Patients seen in 24 months	Total	Change since previous quarter
Quarter ending March 2018	954	
Quarter ending June 2018	952	→
Quarter ending September 2018	939	↓
Quarter ending December 2018	939	→
Quarter ending March 2019	945	→
Variance since March 2018	(0.9%)	→



ACTIVITY

Cumulative percentage of contracted UDA delivered 2018 & 2019



Month	2018	2019
April	0	114
May	263	195
June	383	451
July	383	681
August	834	846
September	960	1,102
October	1,221	1,261
November	1,369	1,427
December	1,550	1,659
January	1,638	1,846
February	1,889	2,023
March	2,183	2,268
April	2,269	
May	2,268	
June	2,268	

QUALITY

	Quantity	Base Number	Contract	AT	Region	England
% of FP17s for the same patient ID Re-attending within 3 months - Children	65	1,319	4.9%	9.5%	11.3%	11.8%
% of FP17s for the same patient ID Re-attending within 3 months - Adults	54	258	20.9%	13.9%	15.4%	15.7%
% of FP17s for the same patient ID Re-attending between 3 & 9 months - Children	1,000	1,319	75.8%	62.0%	61.3%	58.9%
% of FP17s for the same patient ID Re-attending between 3 & 9 months - Adults	173	258	67.1%	52.8%	52.1%	50.8%
% of FP17s for Band 1 Urgent Courses	42	1,509	2.8%	8.8%	9.5%	9.1%
% of FP17s Relating to Free Repair or Replacements	0	1,509	0.0%	0.8%	0.6%	0.8%
% of FP17s Relating to Continuations	1	1,509	0.1%	1.0%	0.8%	0.9%
% of Patients satisfied with the dentistry they have received	0	0	N/A	92.3%	92.4%	92.5%
% of Patients satisfied with the time they had to wait for an appointment	0	0	N/A	89.7%	86.3%	87.0%

* This is based on patients treated on this contract for their most recent course of treatment.

Figures in italics indicate the base number of FP17s or Patient Questionnaire responses are less than 100. N/A is shown where the base number of responses is less than 10 during the period. % is calculated as Quantity/Base number*100

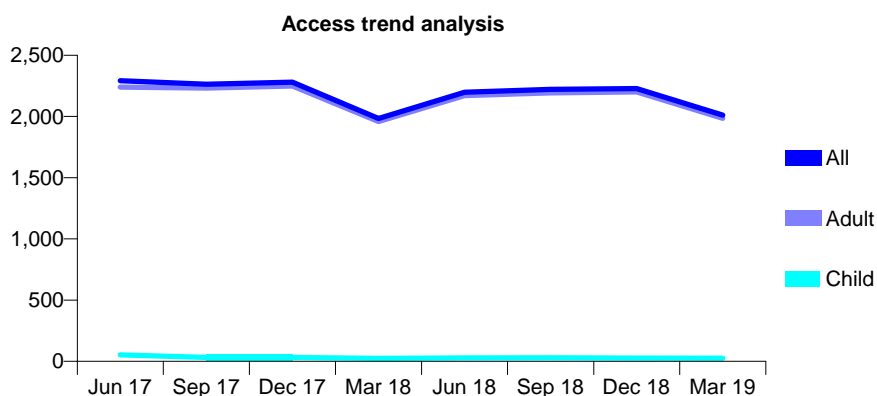
Q65 - Vital Signs At a Glance Contract Report for 126705/0001 - March 2019

Name or company name	BASDAC (2011) LLP
Contract type name	PDS Contract
Purpose of contract	General
Contract start date	01/10/2012
Contract end date	30/09/2022

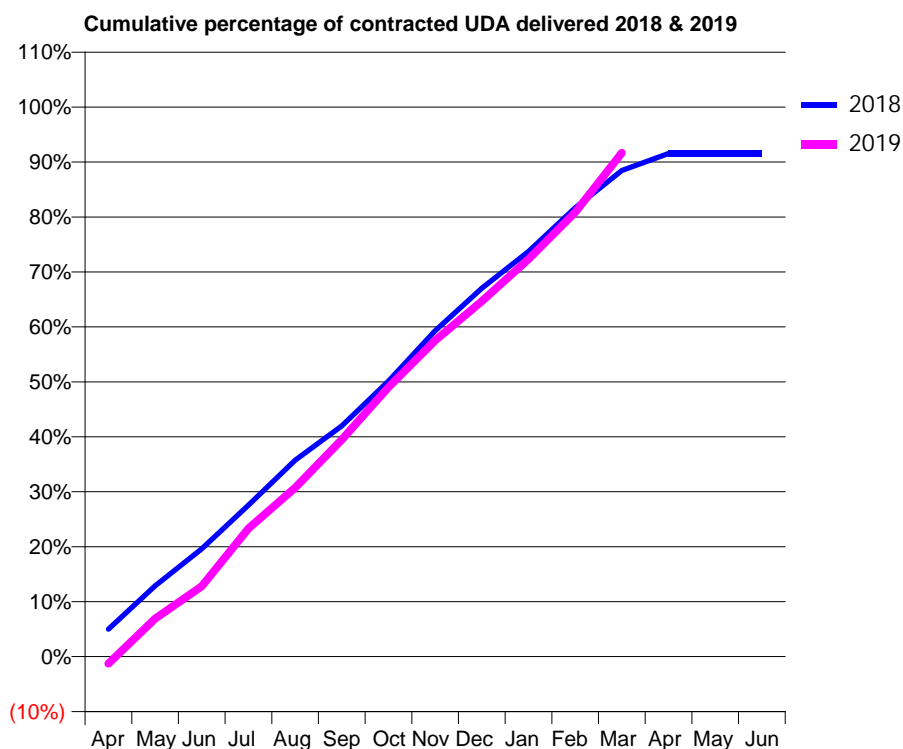
18/19 Contracted general activity (UDA)	6,725
Carry forward general activity (UDA)	500
18/19 Contracted orthodontic activity (UOA)	0
Carry forward orthodontic activity (UOA)	0
Baseline contract value	£459,706.58

ACCESS*

Patients seen in 24 months	Total	Change since previous quarter
Quarter ending March 2018	1,983	
Quarter ending June 2018	2,198	↑
Quarter ending September 2018	2,222	→
Quarter ending December 2018	2,228	→
Quarter ending March 2019	2,011	↓
Variance since March 2018	1.4%	→



ACTIVITY



Month	Adjusted Scheduled Activity (UDA)	
	2018	2019
April	360	-88
May	932	466
June	1,418	861
July	1,993	1,568
August	2,584	2,066
September	3,032	2,654
October	3,623	3,298
November	4,284	3,869
December	4,842	4,349
January	5,326	4,865
February	5,900	5,439
March	6,392	6,165
April	6,614	
May	6,614	
June	6,614	

QUALITY

	Quantity	Base Number	Contract	AT	Region	England
% of FP17s for the same patient ID Re-attending within 3 months - Children	0	35	0.0%	9.5%	11.3%	11.8%
% of FP17s for the same patient ID Re-attending within 3 months - Adults	12	2,303	0.5%	13.9%	15.4%	15.7%
% of FP17s for the same patient ID Re-attending between 3 & 9 months - Children	0	35	0.0%	62.0%	61.3%	58.9%
% of FP17s for the same patient ID Re-attending between 3 & 9 months - Adults	6	2,303	0.3%	52.8%	52.1%	50.8%
% of FP17s for Band 1 Urgent Courses	3	2,262	0.1%	8.8%	9.5%	9.1%
% of FP17s Relating to Free Repair or Replacements	0	2,262	0.0%	0.8%	0.6%	0.8%
% of FP17s Relating to Continuations	7	2,262	0.3%	1.0%	0.8%	0.9%
% of Patients satisfied with the dentistry they have received	1	1	N/A	92.3%	92.4%	92.5%
% of Patients satisfied with the time they had to wait for an appointment	1	1	N/A	89.7%	86.3%	87.0%

* This is based on patients treated on this contract for their most recent course of treatment. Figures in italics indicate the base number of FP17s or Patient Questionnaire responses are less than 100. N/A is shown where the base number of responses is less than 10 during the period. % is calculated as Quantity/Base number*100

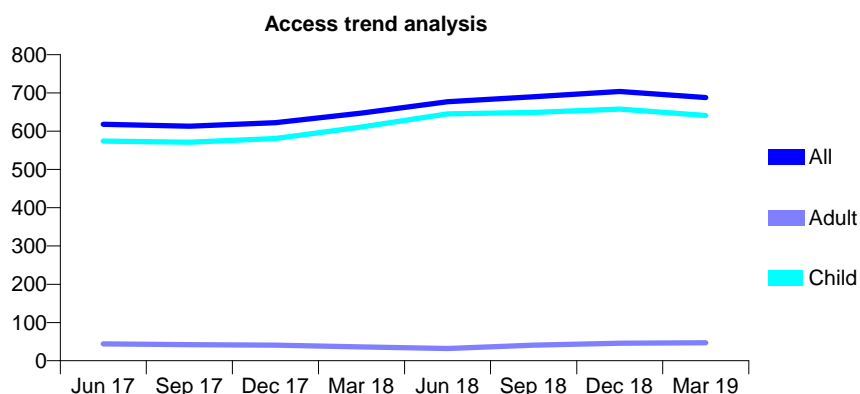
Q65 - Vital Signs At a Glance Contract Report for 127507/0001 - March 2019

Name or company name	Andrew Horne
Contract type name	GDS Contract
Purpose of contract	General
Contract start date	01/04/2009
Contract end date	

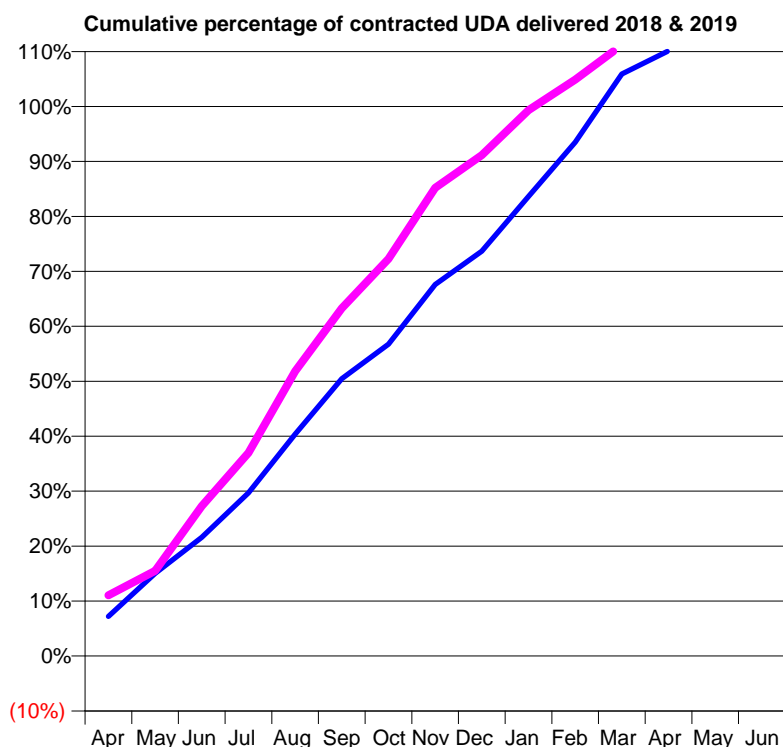
18/19 Contracted general activity (UDA)	1,322
Carry forward general activity (UDA)	-26
18/19 Contracted orthodontic activity (UOA)	0
Carry forward orthodontic activity (UOA)	0
Baseline contract value	£38,776.69

ACCESS*

Patients seen in 24 months	Total	Change since previous quarter
Quarter ending March 2018	647	
Quarter ending June 2018	677	↑
Quarter ending September 2018	690	→
Quarter ending December 2018	704	↑
Quarter ending March 2019	688	↓
Variance since March 2018	6.3%	↑



ACTIVITY



Month	Adjusted Scheduled Activity (UDA)	
	2018	2019
April	96	146
May	199	205
June	286	361
July	393	489
August	534	685
September	667	837
October	750	955
November	894	1,126
December	974	1,205
January	1,106	1,313
February	1,236	1,386
March	1,400	1,470
April	1,456	
May	1,459	
June	1,459	

QUALITY

	Quantity	Base Number	Contract	AT	Region	England
% of FP17s for the same patient ID Re-attending within 3 months - Children	123	1,010	12.2%	9.5%	11.3%	11.8%
% of FP17s for the same patient ID Re-attending within 3 months - Adults	0	0	N/A	13.9%	15.4%	15.7%
% of FP17s for the same patient ID Re-attending between 3 & 9 months - Children	574	1,010	56.8%	62.0%	61.3%	58.9%
% of FP17s for the same patient ID Re-attending between 3 & 9 months - Adults	0	0	N/A	52.8%	52.1%	50.8%
% of FP17s for Band 1 Urgent Courses	39	970	4.0%	8.8%	9.5%	9.1%
% of FP17s Relating to Free Repair or Replacements	1	970	0.1%	0.8%	0.6%	0.8%
% of FP17s Relating to Continuations	1	970	0.1%	1.0%	0.8%	0.9%
% of Patients satisfied with the dentistry they have received	0	0	N/A	92.3%	92.4%	92.5%
% of Patients satisfied with the time they had to wait for an appointment	0	0	N/A	89.7%	86.3%	87.0%

* This is based on patients treated on this contract for their most recent course of treatment. Figures in italics indicate the base number of FP17s or Patient Questionnaire responses are less than 100. N/A is shown where the base number of responses is less than 10 during the period. % is calculated as Quantity/Base number*100

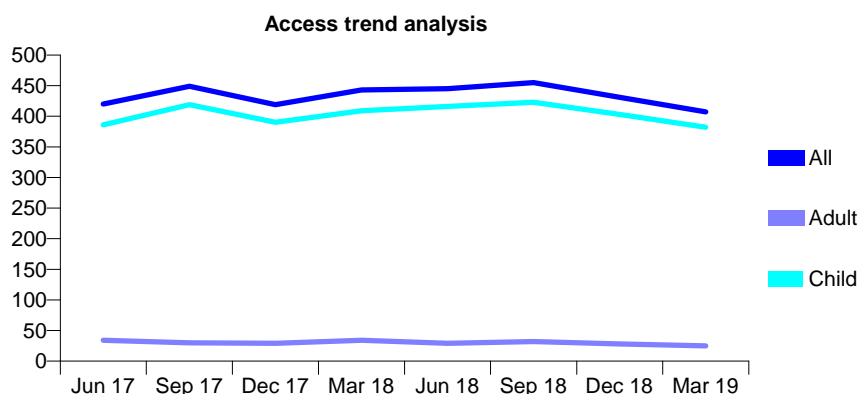
Q65 - Vital Signs At a Glance Contract Report for 129496/0001 - March 2019

Name or company name	Smile Solutions Orthodontics
Contract type name	PDS Contract
Purpose of contract	General and Orthodontic
Contract start date	01/04/2006
Contract end date	31/03/2020

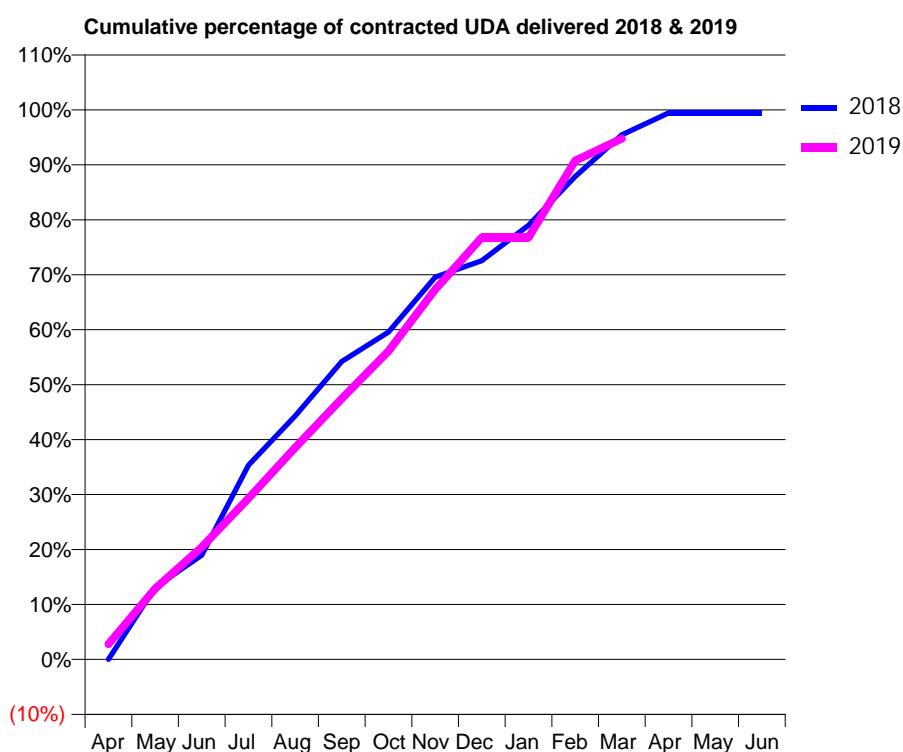
18/19 Contracted general activity (UDA)	900
Carry forward general activity (UDA)	5
18/19 Contracted orthodontic activity (UOA)	8,008
Carry forward orthodontic activity (UOA)	52
Baseline contract value	£576,622.29

ACCESS*

Patients seen in 24 months	Total	Change since previous quarter
Quarter ending March 2018	443	
Quarter ending June 2018	445	→
Quarter ending September 2018	455	↑
Quarter ending December 2018	431	↓
Quarter ending March 2019	407	↓
Variance since March 2018	(8.1%)	↓



ACTIVITY



Month	Adjusted Scheduled Activity (UDA)	
	2018	2019
April	0	25
May	118	116
June	171	184
July	318	264
August	399	347
September	488	427
October	536	505
November	626	606
December	653	691
January	711	691
February	791	817
March	859	853
April	895	
May	895	
June	895	

QUALITY

	Quantity	Base Number	Contract	AT	Region	England
% of FP17s for the same patient ID Re-attending within 3 months - Children	309	1,556	19.9%	9.5%	11.3%	11.8%
% of FP17s for the same patient ID Re-attending within 3 months - Adults	3	8	37.5%	13.9%	15.4%	15.7%
% of FP17s for the same patient ID Re-attending between 3 & 9 months - Children	76	1,556	4.9%	62.0%	61.3%	58.9%
% of FP17s for the same patient ID Re-attending between 3 & 9 months - Adults	1	8	12.5%	52.8%	52.1%	50.8%
% of FP17s for Band 1 Urgent Courses	0	351	0.0%	8.8%	9.5%	9.1%
% of FP17s Relating to Free Repair or Replacements	0	351	0.0%	0.8%	0.6%	0.8%
% of FP17s Relating to Continuations	0	351	0.0%	1.0%	0.8%	0.9%
% of Patients satisfied with the dentistry they have received	0	0	N/A	92.3%	92.4%	92.5%
% of Patients satisfied with the time they had to wait for an appointment	0	0	N/A	89.7%	86.3%	87.0%

* This is based on patients treated on this contract for their most recent course of treatment. Figures in italics indicate the base number of FP17s or Patient Questionnaire responses are less than 100. N/A is shown where the base number of responses is less than 10 during the period. % is calculated as Quantity/Base number*100

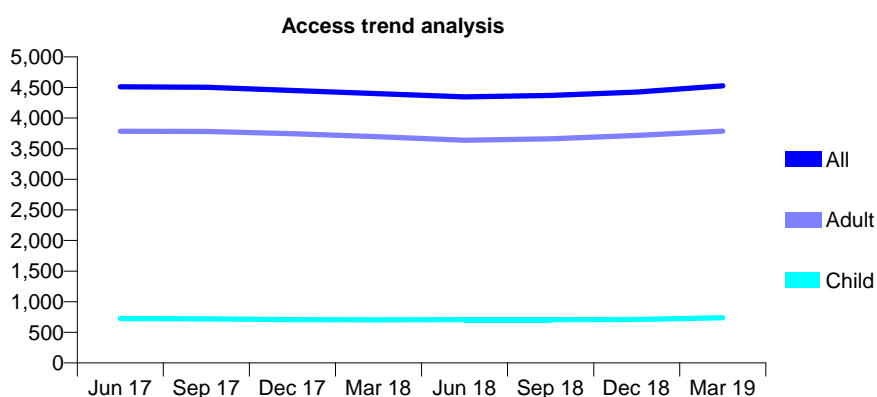
Q65 - Vital Signs At a Glance Contract Report for 129690/0001 - March 2019

Name or company name	Dulverton Dental Practice Ltd
Contract type name	GDS Contract
Purpose of contract	General and Orthodontic
Contract start date	02/04/2007
Contract end date	

18/19 Contracted general activity (UDA)	16,500
Carry forward general activity (UDA)	0
18/19 Contracted orthodontic activity (UOA)	504
Carry forward orthodontic activity (UOA)	6
Baseline contract value	£502,662.47

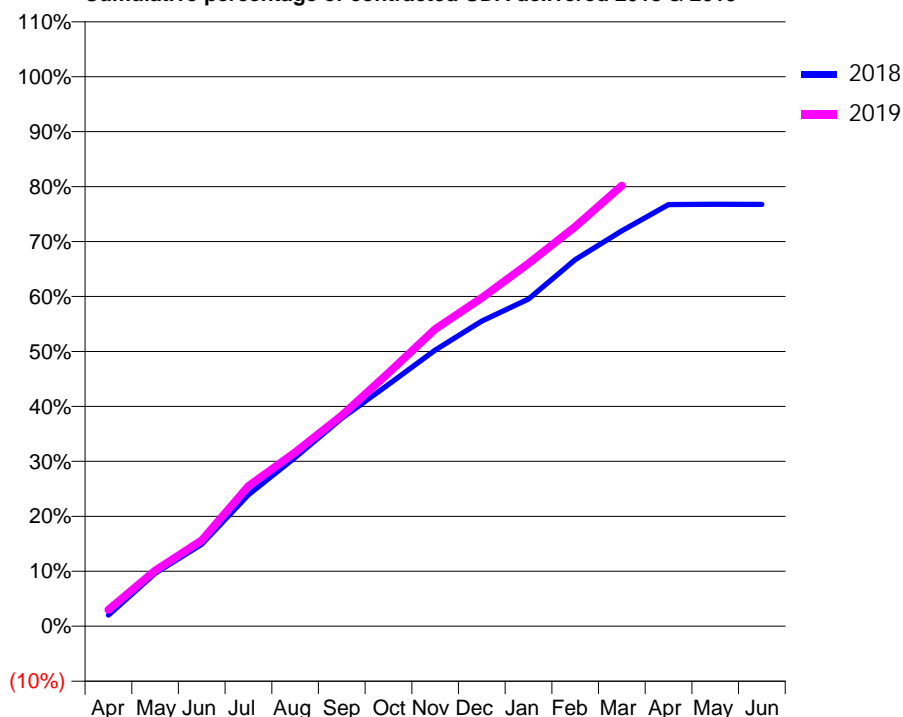
ACCESS*

Patients seen in 24 months	Total	Change since previous quarter
Quarter ending March 2018	4,400	
Quarter ending June 2018	4,346	↓
Quarter ending September 2018	4,369	→
Quarter ending December 2018	4,425	→
Quarter ending March 2019	4,526	↑
Variance since March 2018	2.9%	↑



ACTIVITY

Cumulative percentage of contracted UDA delivered 2018 & 2019



Adjusted Scheduled Activity (UDA)

Month	2018	2019
April	333	496
May	1,588	1,670
June	2,463	2,579
July	3,949	4,207
August	5,067	5,221
September	6,246	6,327
October	7,256	7,606
November	8,289	8,918
December	9,165	9,859
January	9,825	10,893
February	11,006	11,998
March	11,869	13,228
April	12,659	
May	12,667	
June	12,661	

QUALITY

	Quantity	Base Number	Contract	AT	Region	England
% of FP17s for the same patient ID Re-attending within 3 months - Children	172	1,334	12.9%	9.5%	11.3%	11.8%
% of FP17s for the same patient ID Re-attending within 3 months - Adults	900	5,782	15.6%	13.9%	15.4%	15.7%
% of FP17s for the same patient ID Re-attending between 3 & 9 months - Children	832	1,334	62.4%	62.0%	61.3%	58.9%
% of FP17s for the same patient ID Re-attending between 3 & 9 months - Adults	2,839	5,782	49.1%	52.8%	52.1%	50.8%
% of FP17s for Band 1 Urgent Courses	633	6,775	9.3%	8.8%	9.5%	9.1%
% of FP17s Relating to Free Repair or Replacements	102	6,775	1.5%	0.8%	0.6%	0.8%
% of FP17s Relating to Continuations	59	6,775	0.9%	1.0%	0.8%	0.9%
% of Patients satisfied with the dentistry they have received	2	3	N/A	92.3%	92.4%	92.5%
% of Patients satisfied with the time they had to wait for an appointment	3	3	N/A	89.7%	86.3%	87.0%

* This is based on patients treated on this contract for their most recent course of treatment.

Figures in italics indicate the base number of FP17s or Patient Questionnaire responses are less than 100. N/A is shown where the base number of responses is less than 10 during the period. % is calculated as Quantity/Base number*100

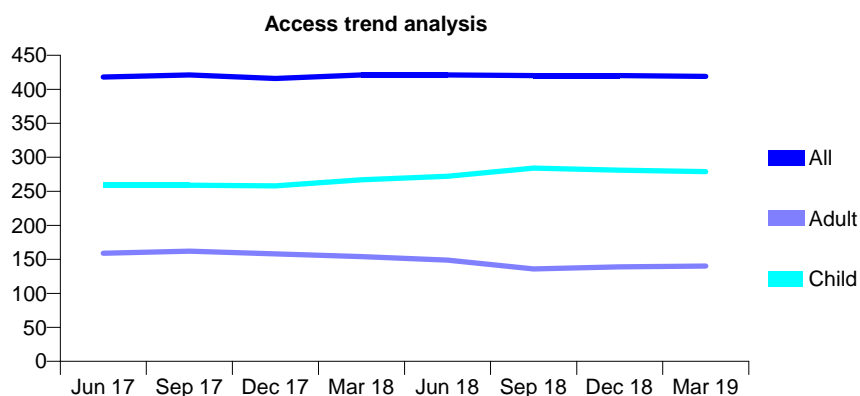
Q65 - Vital Signs At a Glance Contract Report for 130281/0001 - March 2019

Name or company name	PDSP 1864
Contract type name	GDS Contract
Purpose of contract	General
Contract start date	01/08/2010
Contract end date	

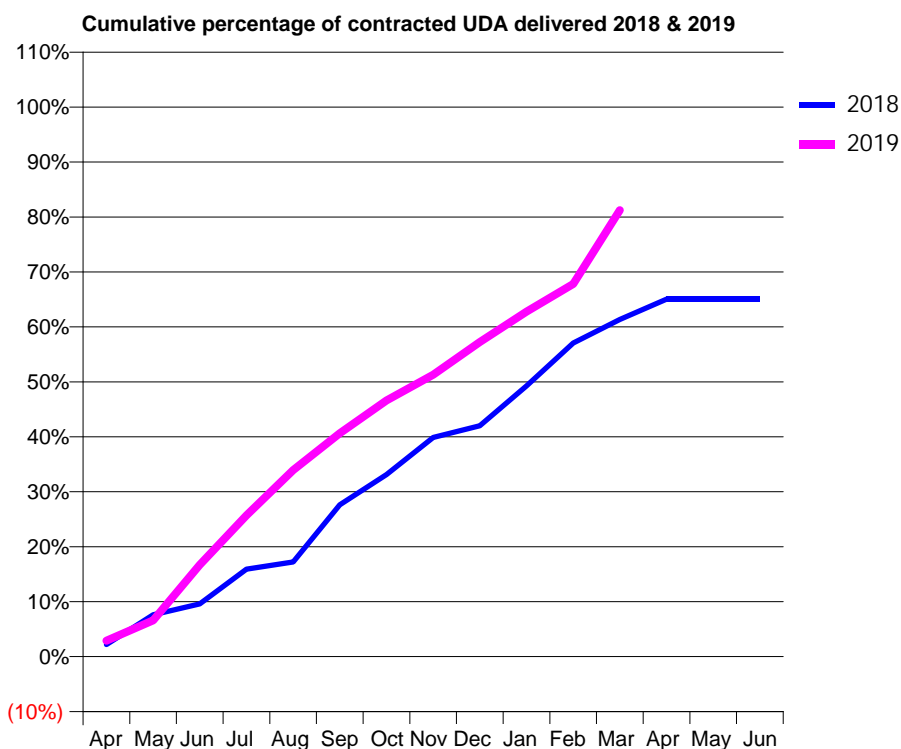
18/19 Contracted general activity (UDA)	900
Carry forward general activity (UDA)	0
18/19 Contracted orthodontic activity (UOA)	0
Carry forward orthodontic activity (UOA)	0
Baseline contract value	£21,299.09

ACCESS*

Patients seen in 24 months	Total	Change since previous quarter
Quarter ending March 2018	421	
Quarter ending June 2018	421	→
Quarter ending September 2018	420	→
Quarter ending December 2018	420	→
Quarter ending March 2019	419	→
Variance since March 2018	(0.5%)	→



ACTIVITY



Month	Adjusted Scheduled Activity (UDA)	
	2018	2019
April	24	26
May	84	59
June	106	150
July	175	231
August	189	305
September	304	366
October	364	419
November	439	462
December	462	515
January	542	565
February	628	610
March	675	731
April	715	
May	715	
June	715	

QUALITY

	Quantity	Base Number	Contract	AT	Region	England
% of FP17s for the same patient ID Re-attending within 3 months - Children	23	436	5.3%	9.5%	11.3%	11.8%
% of FP17s for the same patient ID Re-attending within 3 months - Adults	27	148	18.2%	13.9%	15.4%	15.7%
% of FP17s for the same patient ID Re-attending between 3 & 9 months - Children	272	436	62.4%	62.0%	61.3%	58.9%
% of FP17s for the same patient ID Re-attending between 3 & 9 months - Adults	56	148	37.8%	52.8%	52.1%	50.8%
% of FP17s for Band 1 Urgent Courses	46	544	8.5%	8.8%	9.5%	9.1%
% of FP17s Relating to Free Repair or Replacements	0	544	0.0%	0.8%	0.6%	0.8%
% of FP17s Relating to Continuations	0	544	0.0%	1.0%	0.8%	0.9%
% of Patients satisfied with the dentistry they have received	0	0	N/A	92.3%	92.4%	92.5%
% of Patients satisfied with the time they had to wait for an appointment	0	0	N/A	89.7%	86.3%	87.0%

* This is based on patients treated on this contract for their most recent course of treatment. Figures in italics indicate the base number of FP17s or Patient Questionnaire responses are less than 100. N/A is shown where the base number of responses is less than 10 during the period. % is calculated as Quantity/Base number*100

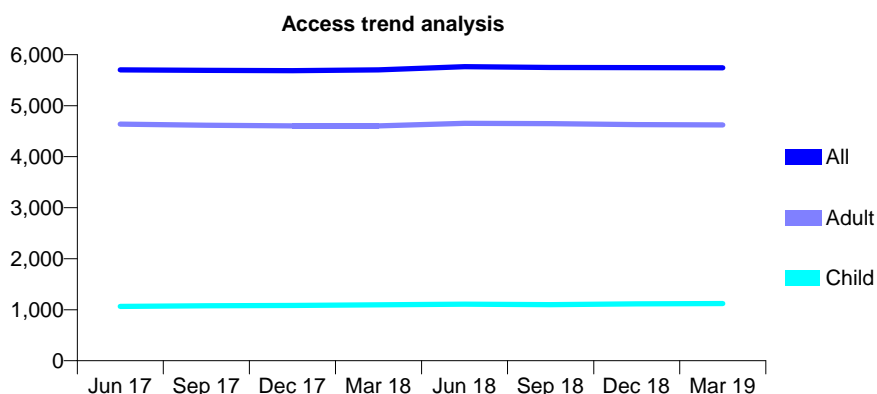
Q65 - Vital Signs At a Glance Contract Report for 131504/0001 - March 2019

Name or company name	Clevedon Dental Care
Contract type name	GDS Contract
Purpose of contract	General
Contract start date	01/04/2010
Contract end date	

18/19 Contracted general activity (UDA)	18,815
Carry forward general activity (UDA)	0
18/19 Contracted orthodontic activity (UOA)	0
Carry forward orthodontic activity (UOA)	0
Baseline contract value	£399,894.19

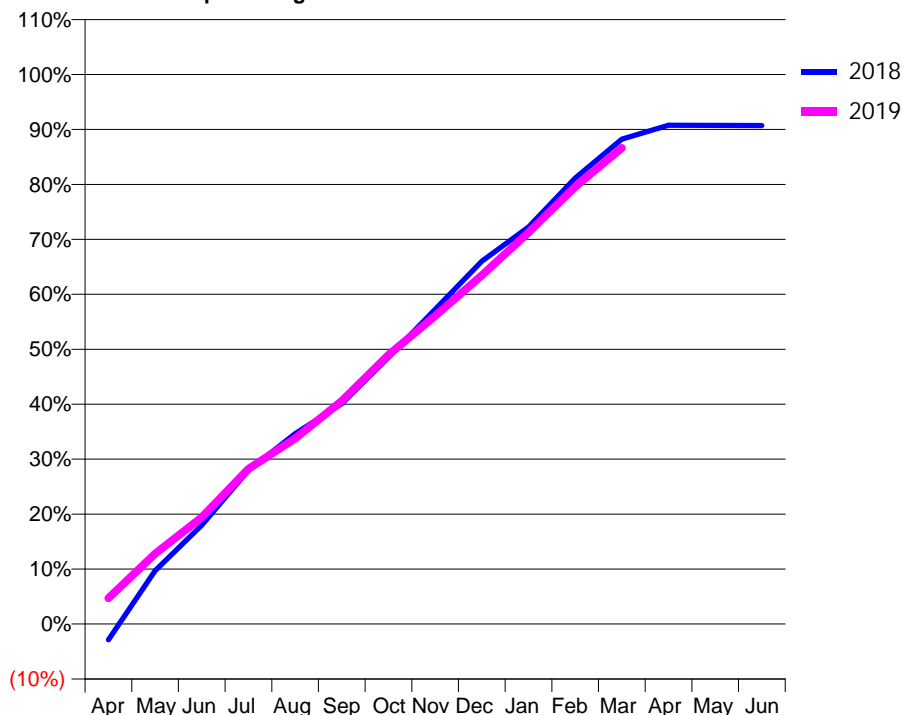
ACCESS*

Patients seen in 24 months	Total	Change since previous quarter
Quarter ending March 2018	5,700	
Quarter ending June 2018	5,766	→
Quarter ending September 2018	5,747	→
Quarter ending December 2018	5,744	→
Quarter ending March 2019	5,743	→
Variance since March 2018	0.8%	→



ACTIVITY

Cumulative percentage of contracted UDA delivered 2018 & 2019



Adjusted Scheduled Activity (UDA)

Month	2018	2019
April	-589	885
May	1,974	2,410
June	3,654	3,651
July	5,683	5,312
August	7,035	6,352
September	8,141	7,637
October	9,860	9,212
November	11,631	10,548
December	13,405	11,939
January	14,673	13,402
February	16,481	14,975
March	17,921	16,298
April	18,436	
May	18,428	
June	18,427	

QUALITY

	Quantity	Base Number	Contract	AT	Region	England
% of FP17s for the same patient ID Re-attending within 3 months - Children	94	1,706	5.5%	9.5%	11.3%	11.8%
% of FP17s for the same patient ID Re-attending within 3 months - Adults	612	6,369	9.6%	13.9%	15.4%	15.7%
% of FP17s for the same patient ID Re-attending between 3 & 9 months - Children	1,034	1,706	60.6%	62.0%	61.3%	58.9%
% of FP17s for the same patient ID Re-attending between 3 & 9 months - Adults	3,666	6,369	57.6%	52.8%	52.1%	50.8%
% of FP17s for Band 1 Urgent Courses	462	7,791	5.9%	8.8%	9.5%	9.1%
% of FP17s Relating to Free Repair or Replacements	32	7,791	0.4%	0.8%	0.6%	0.8%
% of FP17s Relating to Continuations	81	7,791	1.0%	1.0%	0.8%	0.9%
% of Patients satisfied with the dentistry they have received	2	3	N/A	92.3%	92.4%	92.5%
% of Patients satisfied with the time they had to wait for an appointment	3	3	N/A	89.7%	86.3%	87.0%

* This is based on patients treated on this contract for their most recent course of treatment.

Figures in italics indicate the base number of FP17s or Patient Questionnaire responses are less than 100. N/A is shown where the base number of responses is less than 10 during the period. % is calculated as Quantity/Base number*100

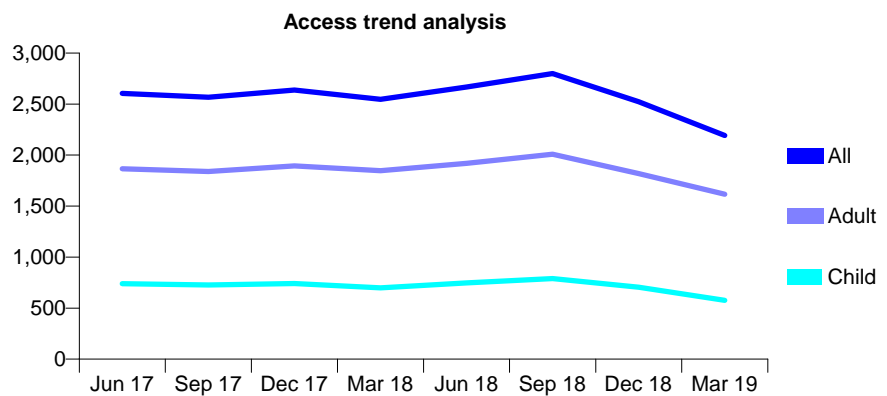
Q65 - Vital Signs At a Glance Contract Report for 131563/0001 - March 2019

Name or company name	Broadwalk Dental Centre Practice Partnersl
Contract type name	GDS Contract
Purpose of contract	General
Contract start date	01/04/2008
Contract end date	

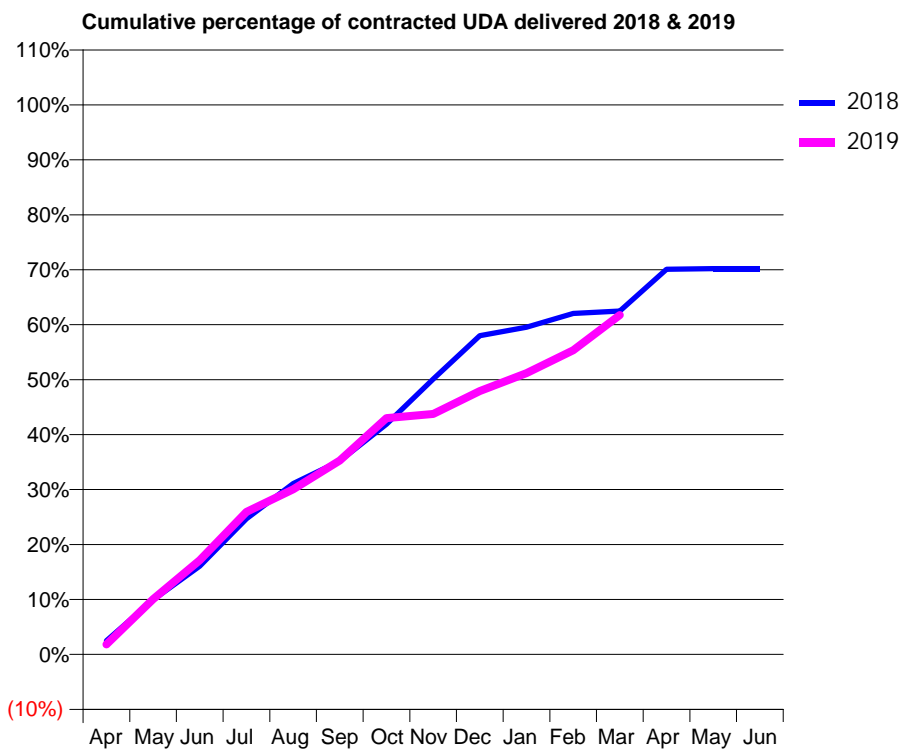
18/19 Contracted general activity (UDA)	10,000
Carry forward general activity (UDA)	0
18/19 Contracted orthodontic activity (UOA)	0
Carry forward orthodontic activity (UOA)	0
Baseline contract value	£240,909.42

ACCESS*

Patients seen in 24 months	Total	Change since previous quarter
Quarter ending March 2018	2,547	
Quarter ending June 2018	2,667	↑
Quarter ending September 2018	2,799	↑
Quarter ending December 2018	2,524	↓
Quarter ending March 2019	2,193	↓
Variance since March 2018	(13.9%)	↓



ACTIVITY



Month	Adjusted Scheduled Activity (UDA)	
	2018	2019
April	249	183
May	995	1,005
June	1,604	1,714
July	2,468	2,592
August	3,109	3,005
September	3,520	3,528
October	4,191	4,300
November	5,010	4,377
December	5,801	4,792
January	5,953	5,118
February	6,204	5,535
March	6,246	6,176
April	7,010	
May	7,020	
June	7,020	

QUALITY

	Quantity	Base Number	Contract	AT	Region	England
% of FP17s for the same patient ID Re-attending within 3 months - Children	54	1,192	4.5%	9.5%	11.3%	11.8%
% of FP17s for the same patient ID Re-attending within 3 months - Adults	222	2,746	8.1%	13.9%	15.4%	15.7%
% of FP17s for the same patient ID Re-attending between 3 & 9 months - Children	626	1,192	52.5%	62.0%	61.3%	58.9%
% of FP17s for the same patient ID Re-attending between 3 & 9 months - Adults	1,320	2,746	48.1%	52.8%	52.1%	50.8%
% of FP17s for Band 1 Urgent Courses	140	3,442	4.1%	8.8%	9.5%	9.1%
% of FP17s Relating to Free Repair or Replacements	31	3,442	0.9%	0.8%	0.6%	0.8%
% of FP17s Relating to Continuations	65	3,442	1.9%	1.0%	0.8%	0.9%
% of Patients satisfied with the dentistry they have received	0	0	N/A	92.3%	92.4%	92.5%
% of Patients satisfied with the time they had to wait for an appointment	0	0	N/A	89.7%	86.3%	87.0%

* This is based on patients treated on this contract for their most recent course of treatment. Figures in italics indicate the base number of FP17s or Patient Questionnaire responses are less than 100. N/A is shown where the base number of responses is less than 10 during the period. % is calculated as Quantity/Base number*100

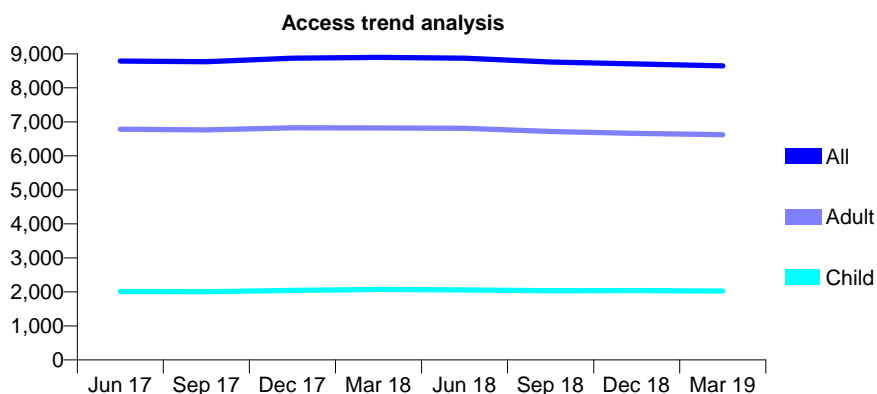
Q65 - Vital Signs At a Glance Contract Report for 135739/0001 - March 2019

Name or company name	Woodburn Cottage Services Ltd
Contract type name	GDS Contract
Purpose of contract	General
Contract start date	01/04/2010
Contract end date	

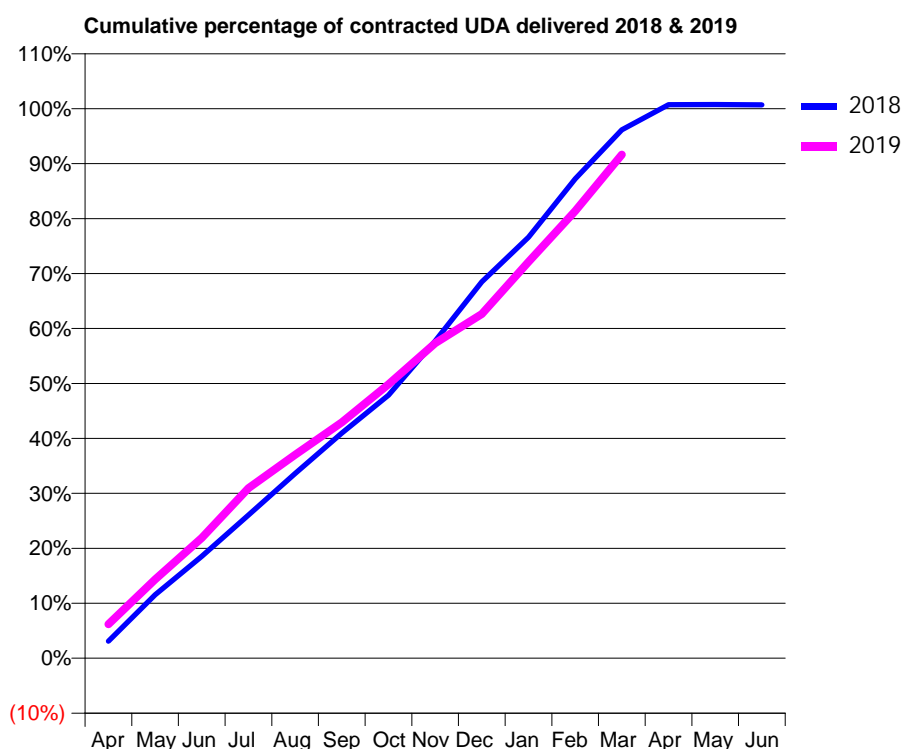
18/19 Contracted general activity (UDA)	27,795
Carry forward general activity (UDA)	-199
18/19 Contracted orthodontic activity (UOA)	0
Carry forward orthodontic activity (UOA)	0
Baseline contract value	£653,772.80

ACCESS*

Patients seen in 24 months	Total	Change since previous quarter
Quarter ending March 2018	8,897	
Quarter ending June 2018	8,871	→
Quarter ending September 2018	8,757	↓
Quarter ending December 2018	8,702	→
Quarter ending March 2019	8,647	→
Variance since March 2018	(2.8%)	↓



ACTIVITY



Month	2018	2019
April	894	1,725
May	3,329	3,988
June	5,338	6,088
July	7,503	8,605
August	9,682	10,292
September	11,790	11,929
October	13,786	13,851
November	16,630	15,934
December	19,717	17,407
January	22,060	20,042
February	25,116	22,620
March	27,692	25,467
April	29,003	
May	29,009	
June	28,994	

QUALITY

	Quantity	Base Number	Contract	AT	Region	England
% of FP17s for the same patient ID Re-attending within 3 months - Children	197	3,029	6.5%	9.5%	11.3%	11.8%
% of FP17s for the same patient ID Re-attending within 3 months - Adults	1,296	9,296	13.9%	13.9%	15.4%	15.7%
% of FP17s for the same patient ID Re-attending between 3 & 9 months - Children	1,882	3,029	62.1%	62.0%	61.3%	58.9%
% of FP17s for the same patient ID Re-attending between 3 & 9 months - Adults	5,423	9,296	58.3%	52.8%	52.1%	50.8%
% of FP17s for Band 1 Urgent Courses	1,082	11,843	9.1%	8.8%	9.5%	9.1%
% of FP17s Relating to Free Repair or Replacements	161	11,843	1.4%	0.8%	0.6%	0.8%
% of FP17s Relating to Continuations	71	11,843	0.6%	1.0%	0.8%	0.9%
% of Patients satisfied with the dentistry they have received	7	7	N/A	92.3%	92.4%	92.5%
% of Patients satisfied with the time they had to wait for an appointment	7	7	N/A	89.7%	86.3%	87.0%

* This is based on patients treated on this contract for their most recent course of treatment.

Figures in italics indicate the base number of FP17s or Patient Questionnaire responses are less than 100. N/A is shown where the base number of responses is less than 10 during the period. % is calculated as Quantity/Base number*100

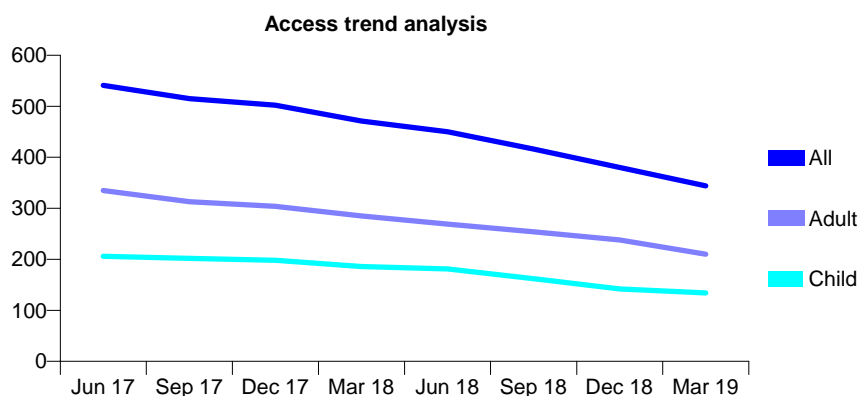
Q65 - Vital Signs At a Glance Contract Report for 141216/0001 - March 2019

Name or company name	Gairloch House Dental Practice
Contract type name	GDS Contract
Purpose of contract	General
Contract start date	01/08/2013
Contract end date	

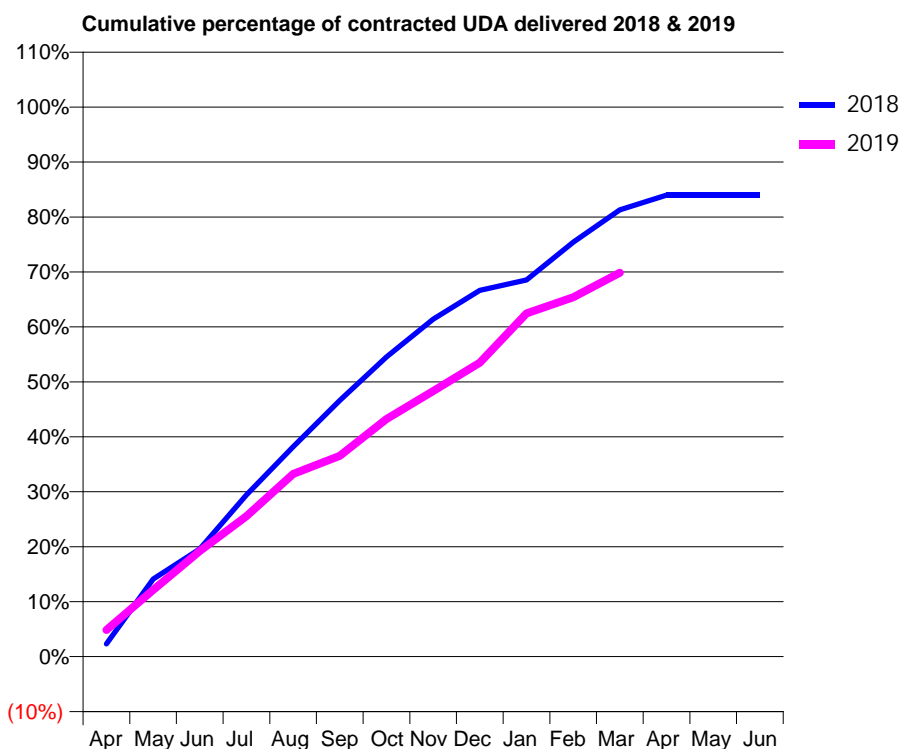
18/19 Contracted general activity (UDA)	1,170
Carry forward general activity (UDA)	0
18/19 Contracted orthodontic activity (UOA)	0
Carry forward orthodontic activity (UOA)	0
Baseline contract value	£28,551.12

ACCESS*

Patients seen in 24 months	Total	Change since previous quarter
Quarter ending March 2018	471	
Quarter ending June 2018	450	↓
Quarter ending September 2018	416	↓
Quarter ending December 2018	380	↓
Quarter ending March 2019	344	↓
Variance since March 2018	(27.0%)	↓



ACTIVITY



Month	Adjusted Scheduled Activity (UDA)	
	2018	2019
April	27	57
May	165	142
June	229	225
July	344	299
August	447	389
September	545	427
October	638	506
November	719	565
December	780	626
January	802	731
February	882	765
March	951	817
April	982	
May	982	
June	982	

QUALITY

	Quantity	Base Number	Contract	AT	Region	England
% of FP17s for the same patient ID Re-attending within 3 months - Children	18	256	7.0%	9.5%	11.3%	11.8%
% of FP17s for the same patient ID Re-attending within 3 months - Adults	43	317	13.6%	13.9%	15.4%	15.7%
% of FP17s for the same patient ID Re-attending between 3 & 9 months - Children	193	256	75.4%	62.0%	61.3%	58.9%
% of FP17s for the same patient ID Re-attending between 3 & 9 months - Adults	200	317	63.1%	52.8%	52.1%	50.8%
% of FP17s for Band 1 Urgent Courses	32	550	5.8%	8.8%	9.5%	9.1%
% of FP17s Relating to Free Repair or Replacements	3	550	0.5%	0.8%	0.6%	0.8%
% of FP17s Relating to Continuations	8	550	1.5%	1.0%	0.8%	0.9%
% of Patients satisfied with the dentistry they have received	0	0	N/A	92.3%	92.4%	92.5%
% of Patients satisfied with the time they had to wait for an appointment	0	0	N/A	89.7%	86.3%	87.0%

* This is based on patients treated on this contract for their most recent course of treatment. Figures in italics indicate the base number of FP17s or Patient Questionnaire responses are less than 100. N/A is shown where the base number of responses is less than 10 during the period. % is calculated as Quantity/Base number*100

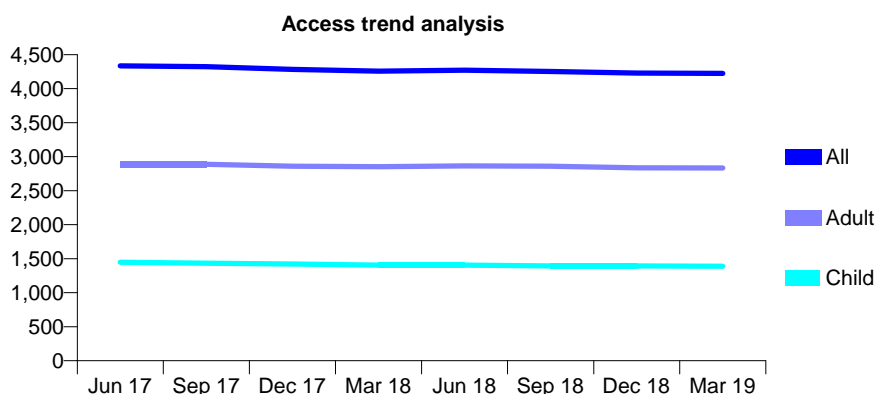
Q65 - Vital Signs At a Glance Contract Report for 146706/0001 - March 2019

Name or company name	Coly House Ltd
Contract type name	GDS Contract
Purpose of contract	General
Contract start date	01/04/2010
Contract end date	

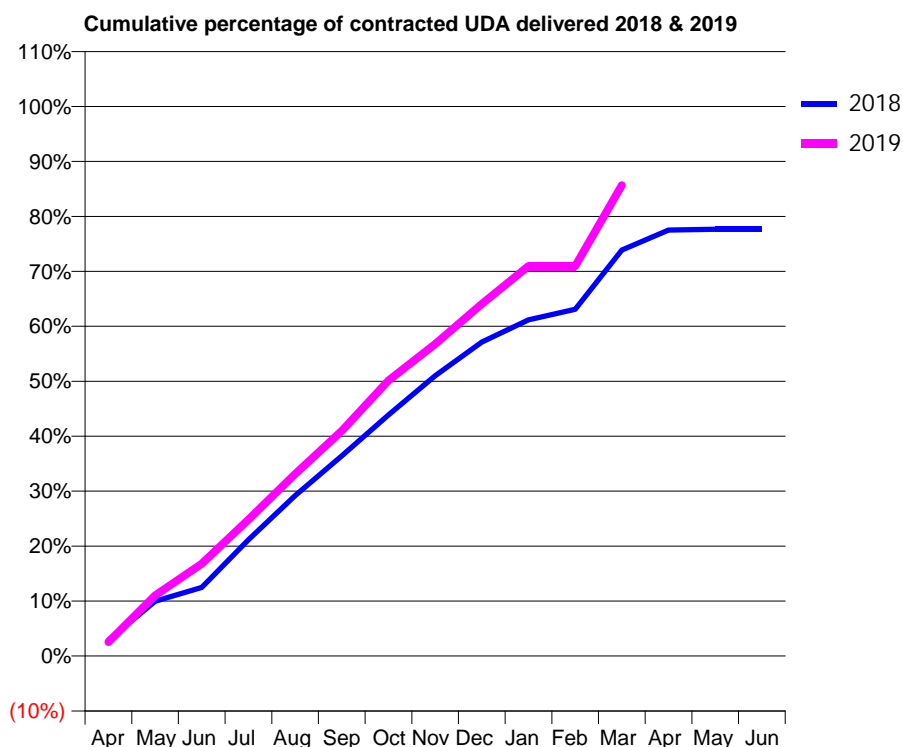
18/19 Contracted general activity (UDA)	10,000
Carry forward general activity (UDA)	0
18/19 Contracted orthodontic activity (UOA)	0
Carry forward orthodontic activity (UOA)	0
Baseline contract value	£226,577.51

ACCESS*

Patients seen in 24 months	Total	Change since previous quarter
Quarter ending March 2018	4,257	
Quarter ending June 2018	4,271	→
Quarter ending September 2018	4,252	→
Quarter ending December 2018	4,231	→
Quarter ending March 2019	4,225	→
Variance since March 2018	(0.8%)	→



ACTIVITY



Month	Adjusted Scheduled Activity (UDA)	
	2018	2019
April	288	255
May	999	1,103
June	1,249	1,679
July	2,118	2,484
August	2,919	3,314
September	3,642	4,098
October	4,390	5,016
November	5,102	5,677
December	5,715	6,406
January	6,117	7,098
February	6,310	7,098
March	7,385	8,565
April	7,750	
May	7,763	
June	7,763	

QUALITY

	Quantity	Base Number	Contract	AT	Region	England
% of FP17s for the same patient ID Re-attending within 3 months - Children	166	2,467	6.7%	9.5%	11.3%	11.8%
% of FP17s for the same patient ID Re-attending within 3 months - Adults	510	4,367	11.7%	13.9%	15.4%	15.7%
% of FP17s for the same patient ID Re-attending between 3 & 9 months - Children	1,730	2,467	70.1%	62.0%	61.3%	58.9%
% of FP17s for the same patient ID Re-attending between 3 & 9 months - Adults	2,810	4,367	64.3%	52.8%	52.1%	50.8%
% of FP17s for Band 1 Urgent Courses	365	5,551	6.6%	8.8%	9.5%	9.1%
% of FP17s Relating to Free Repair or Replacements	37	5,551	0.7%	0.8%	0.6%	0.8%
% of FP17s Relating to Continuations	59	5,551	1.1%	1.0%	0.8%	0.9%
% of Patients satisfied with the dentistry they have received	0	0	N/A	92.3%	92.4%	92.5%
% of Patients satisfied with the time they had to wait for an appointment	0	0	N/A	89.7%	86.3%	87.0%

* This is based on patients treated on this contract for their most recent course of treatment.

Figures in italics indicate the base number of FP17s or Patient Questionnaire responses are less than 100. N/A is shown where the base number of responses is less than 10 during the period. % is calculated as Quantity/Base number*100

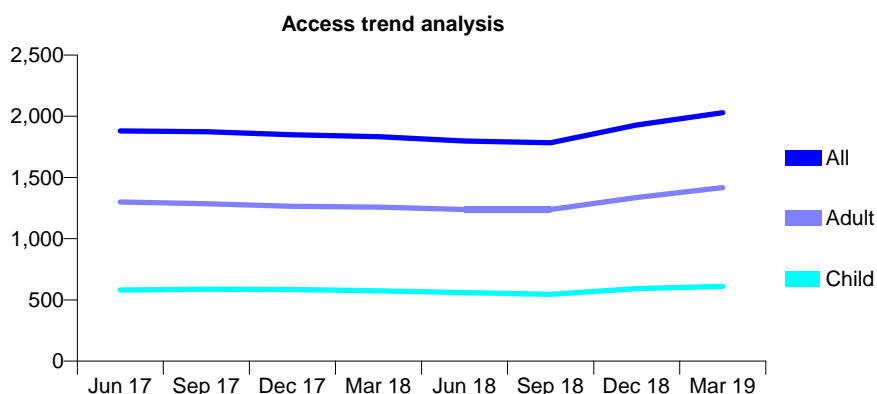
Q65 - Vital Signs At a Glance Contract Report for 148172/0001 - March 2019

Name or company name	Stokes Lane Dental Practice
Contract type name	GDS Contract
Purpose of contract	General
Contract start date	01/04/2011
Contract end date	

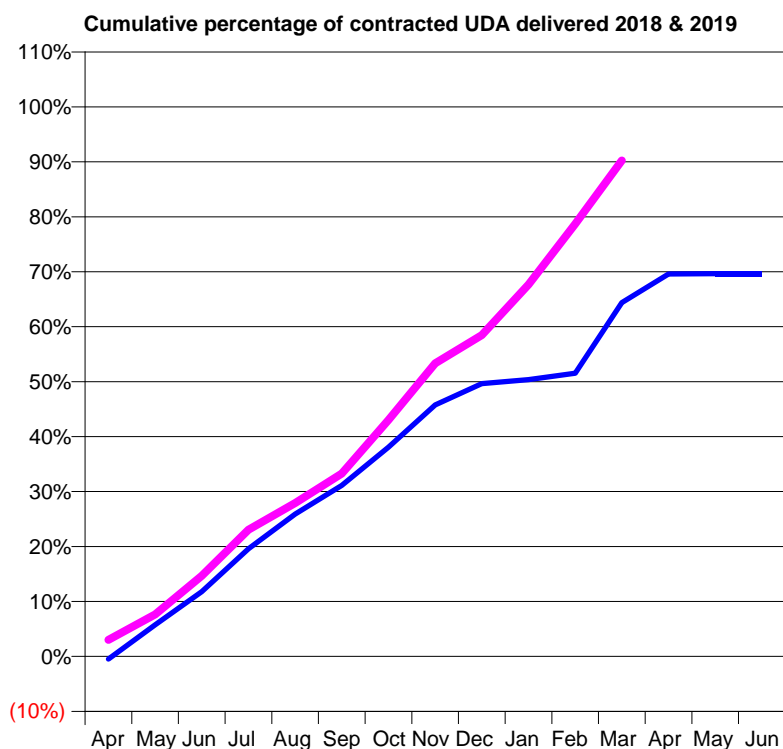
18/19 Contracted general activity (UDA)	5,819
Carry forward general activity (UDA)	0
18/19 Contracted orthodontic activity (UOA)	0
Carry forward orthodontic activity (UOA)	0
Baseline contract value	£128,761.85

ACCESS*

Patients seen in 24 months	Total	Change since previous quarter
Quarter ending March 2018	1,834	
Quarter ending June 2018	1,798	↓
Quarter ending September 2018	1,784	→
Quarter ending December 2018	1,929	↑
Quarter ending March 2019	2,030	↑
Variance since March 2018	10.7%	↑



ACTIVITY



Month	Adjusted Scheduled Activity (UDA)	
	2018	2019
April	-28	176
May	335	445
June	685	853
July	1,140	1,342
August	1,508	1,625
September	1,811	1,937
October	2,216	2,504
November	2,662	3,105
December	2,889	3,402
January	2,931	3,938
February	2,999	4,581
March	3,746	5,250
April	4,049	
May	4,052	
June	4,052	

QUALITY

	Quantity	Base Number	Contract	AT	Region	England
% of FP17s for the same patient ID Re-attending within 3 months - Children	62	975	6.4%	9.5%	11.3%	11.8%
% of FP17s for the same patient ID Re-attending within 3 months - Adults	281	2,187	12.8%	13.9%	15.4%	15.7%
% of FP17s for the same patient ID Re-attending between 3 & 9 months - Children	602	975	61.7%	62.0%	61.3%	58.9%
% of FP17s for the same patient ID Re-attending between 3 & 9 months - Adults	1,248	2,187	57.1%	52.8%	52.1%	50.8%
% of FP17s for Band 1 Urgent Courses	182	3,006	6.1%	8.8%	9.5%	9.1%
% of FP17s Relating to Free Repair or Replacements	38	3,006	1.3%	0.8%	0.6%	0.8%
% of FP17s Relating to Continuations	17	3,006	0.6%	1.0%	0.8%	0.9%
% of Patients satisfied with the dentistry they have received	1	1	N/A	92.3%	92.4%	92.5%
% of Patients satisfied with the time they had to wait for an appointment	1	1	N/A	89.7%	86.3%	87.0%

* This is based on patients treated on this contract for their most recent course of treatment. Figures in italics indicate the base number of FP17s or Patient Questionnaire responses are less than 100. N/A is shown where the base number of responses is less than 10 during the period. % is calculated as Quantity/Base number*100

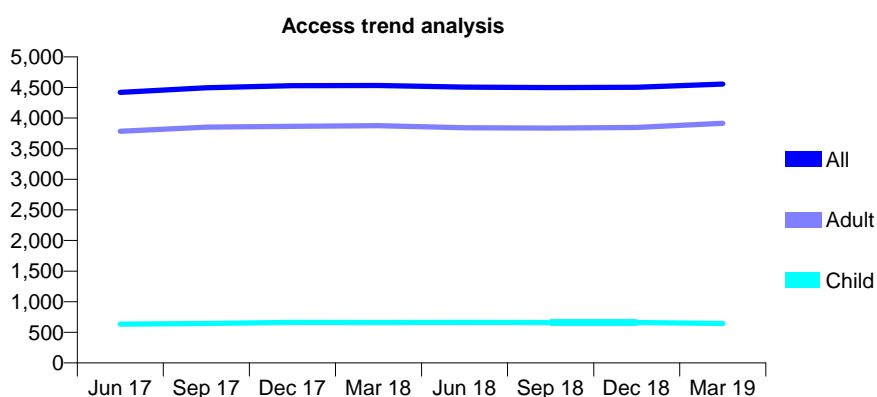
Q65 - Vital Signs At a Glance Contract Report for 151416/0001 - March 2019

Name or company name	Mr AG Behanan
Contract type name	GDS Contract
Purpose of contract	General
Contract start date	01/09/2013
Contract end date	

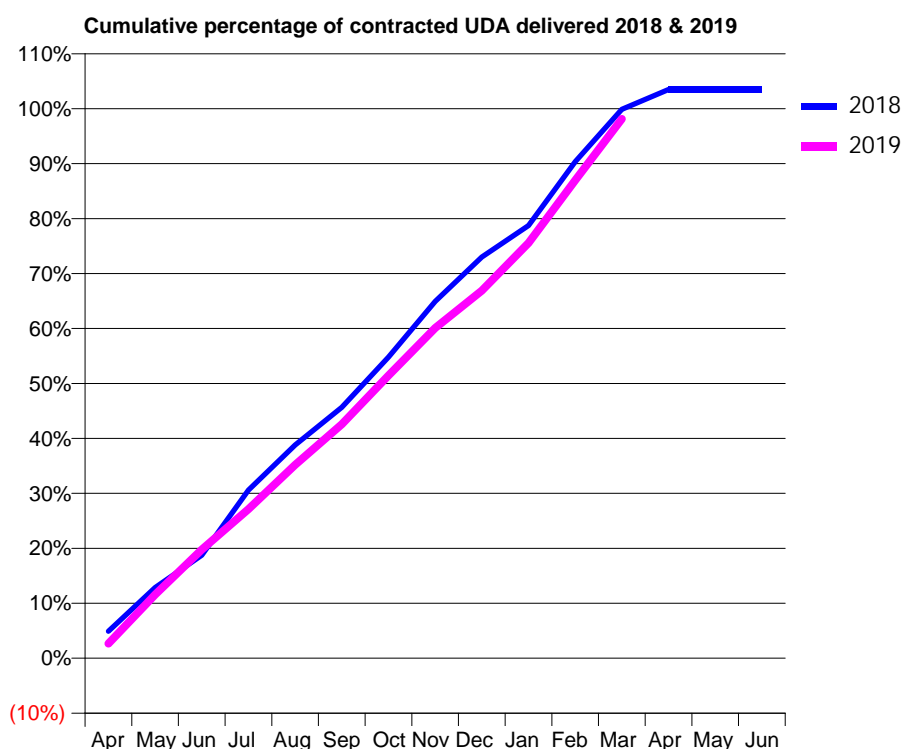
18/19 Contracted general activity (UDA)	16,000
Carry forward general activity (UDA)	-320
18/19 Contracted orthodontic activity (UOA)	0
Carry forward orthodontic activity (UOA)	0
Baseline contract value	£350,396.65

ACCESS*

Patients seen in 24 months	Total	Change since previous quarter
Quarter ending March 2018	4,533	
Quarter ending June 2018	4,506	→
Quarter ending September 2018	4,498	→
Quarter ending December 2018	4,504	→
Quarter ending March 2019	4,557	→
Variance since March 2018	0.5%	→



ACTIVITY



Month	2018	2019
April	788	429
May	2,061	1,854
June	3,001	3,163
July	4,895	4,343
August	6,211	5,630
September	7,305	6,811
October	8,766	8,228
November	10,389	9,614
December	11,680	10,701
January	12,596	12,087
February	14,458	13,913
March	15,978	15,699
April	16,560	
May	16,558	
June	16,556	

QUALITY

	Quantity	Base Number	Contract	AT	Region	England
% of FP17s for the same patient ID Re-attending within 3 months - Children	99	886	11.2%	9.5%	11.3%	11.8%
% of FP17s for the same patient ID Re-attending within 3 months - Adults	896	5,466	16.4%	13.9%	15.4%	15.7%
% of FP17s for the same patient ID Re-attending between 3 & 9 months - Children	450	886	50.8%	62.0%	61.3%	58.9%
% of FP17s for the same patient ID Re-attending between 3 & 9 months - Adults	2,905	5,466	53.1%	52.8%	52.1%	50.8%
% of FP17s for Band 1 Urgent Courses	705	6,148	11.5%	8.8%	9.5%	9.1%
% of FP17s Relating to Free Repair or Replacements	90	6,148	1.5%	0.8%	0.6%	0.8%
% of FP17s Relating to Continuations	66	6,148	1.1%	1.0%	0.8%	0.9%
% of Patients satisfied with the dentistry they have received	5	5	N/A	92.3%	92.4%	92.5%
% of Patients satisfied with the time they had to wait for an appointment	5	5	N/A	89.7%	86.3%	87.0%

* This is based on patients treated on this contract for their most recent course of treatment. Figures in italics indicate the base number of FP17s or Patient Questionnaire responses are less than 100. N/A is shown where the base number of responses is less than 10 during the period. % is calculated as Quantity/Base number*100

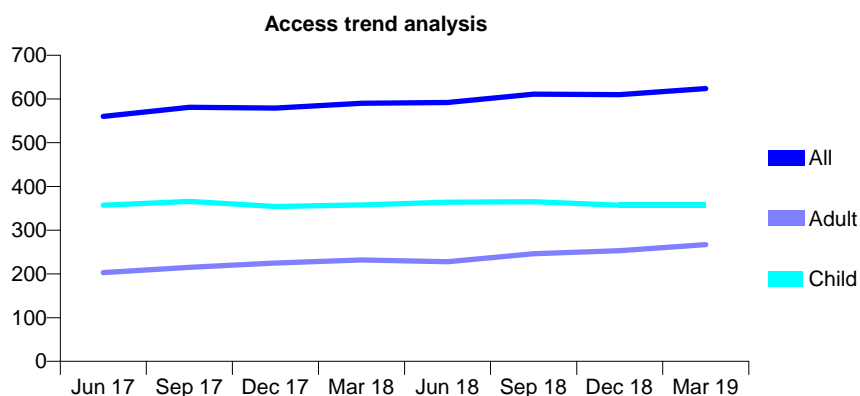
Q65 - Vital Signs At a Glance Contract Report for 152277/0001 - March 2019

Name or company name	Myridakis and Myridaki
Contract type name	GDS Contract
Purpose of contract	General
Contract start date	17/12/2015
Contract end date	

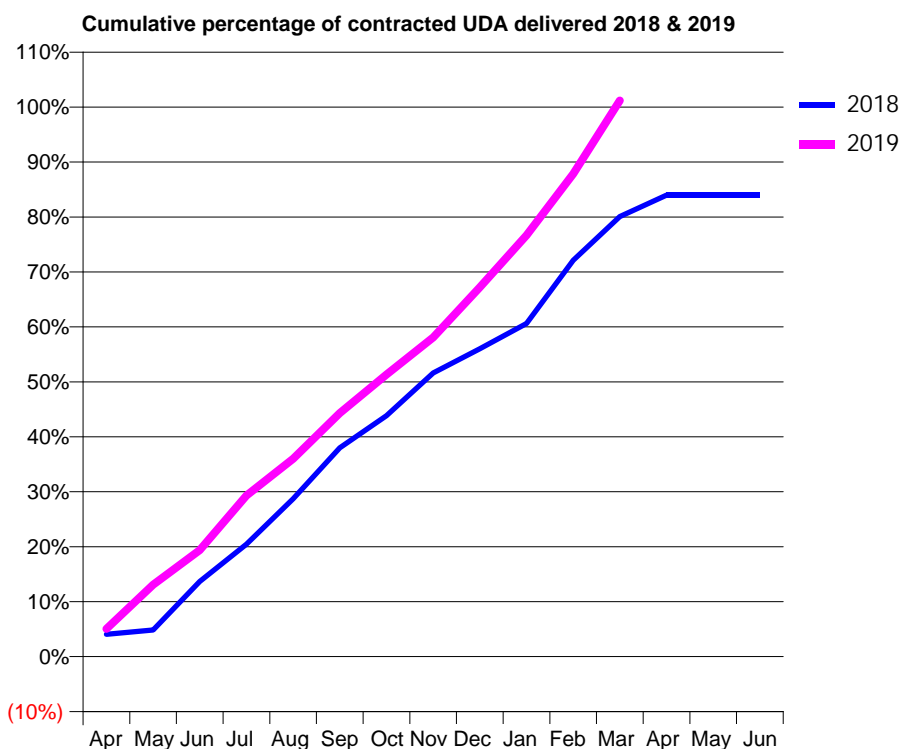
18/19 Contracted general activity (UDA)	1,500
Carry forward general activity (UDA)	0
18/19 Contracted orthodontic activity (UOA)	0
Carry forward orthodontic activity (UOA)	0
Baseline contract value	£32,831.02

ACCESS*

Patients seen in 24 months	Total	Change since previous quarter
Quarter ending March 2018	590	
Quarter ending June 2018	592	→
Quarter ending September 2018	611	↑
Quarter ending December 2018	610	→
Quarter ending March 2019	624	↑
Variance since March 2018	5.8%	↑



ACTIVITY



Month	Adjusted Scheduled Activity (UDA)	
	2018	2019
April	73	76
May	87	196
June	246	291
July	369	440
August	517	540
September	684	665
October	789	770
November	929	871
December	1,008	1,008
January	1,091	1,150
February	1,298	1,318
March	1,441	1,518
April	1,512	
May	1,512	
June	1,512	

QUALITY

	Quantity	Base Number	Contract	AT	Region	England
% of FP17s for the same patient ID Re-attending within 3 months - Children	34	565	6.0%	9.5%	11.3%	11.8%
% of FP17s for the same patient ID Re-attending within 3 months - Adults	24	289	8.3%	13.9%	15.4%	15.7%
% of FP17s for the same patient ID Re-attending between 3 & 9 months - Children	362	565	64.1%	62.0%	61.3%	58.9%
% of FP17s for the same patient ID Re-attending between 3 & 9 months - Adults	117	289	40.5%	52.8%	52.1%	50.8%
% of FP17s for Band 1 Urgent Courses	98	818	12.0%	8.8%	9.5%	9.1%
% of FP17s Relating to Free Repair or Replacements	0	818	0.0%	0.8%	0.6%	0.8%
% of FP17s Relating to Continuations	0	818	0.0%	1.0%	0.8%	0.9%
% of Patients satisfied with the dentistry they have received	1	1	N/A	92.3%	92.4%	92.5%
% of Patients satisfied with the time they had to wait for an appointment	1	1	N/A	89.7%	86.3%	87.0%

* This is based on patients treated on this contract for their most recent course of treatment. Figures in italics indicate the base number of FP17s or Patient Questionnaire responses are less than 100. N/A is shown where the base number of responses is less than 10 during the period. % is calculated as Quantity/Base number*100

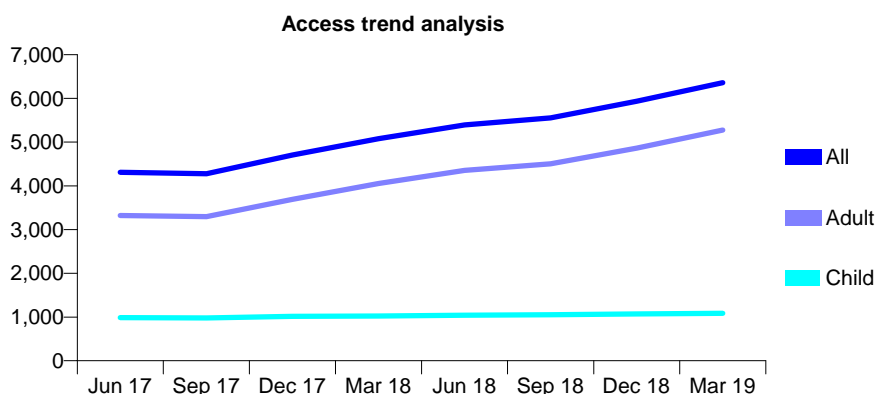
Q65 - Vital Signs At a Glance Contract Report for 153753/0001 - March 2019

Name or company name	Redland Park DS Ltd
Contract type name	GDS Contract
Purpose of contract	General
Contract start date	01/04/2011
Contract end date	

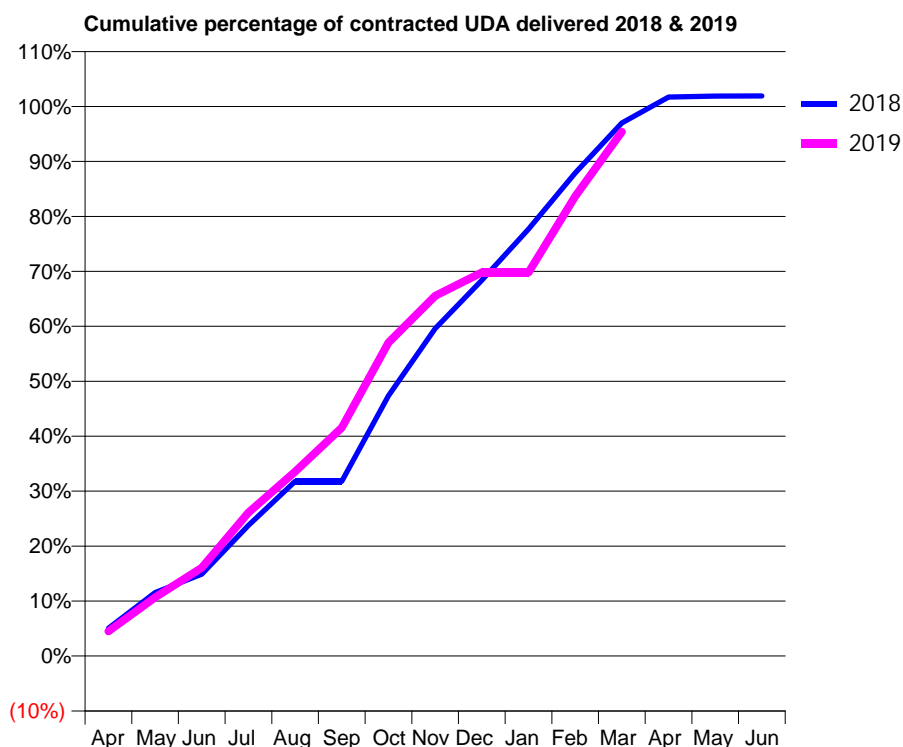
18/19 Contracted general activity (UDA)	14,224
Carry forward general activity (UDA)	-253
18/19 Contracted orthodontic activity (UOA)	0
Carry forward orthodontic activity (UOA)	0
Baseline contract value	£472,326.97

ACCESS*

Patients seen in 24 months	Total	Change since previous quarter
Quarter ending March 2018	5,076	
Quarter ending June 2018	5,395	↑
Quarter ending September 2018	5,556	↑
Quarter ending December 2018	5,935	↑
Quarter ending March 2019	6,359	↑
Variance since March 2018	25.3%	↑



ACTIVITY



Month	Adjusted Scheduled Activity (UDA)	
	2018	2019
April	669	640
May	1,530	1,518
June	1,970	2,288
July	3,144	3,711
August	4,207	4,774
September	4,207	5,911
October	6,264	8,114
November	7,882	9,320
December	9,041	9,929
January	10,274	9,929
February	11,625	11,901
March	12,826	13,566
April	13,452	
May	13,474	
June	13,477	

QUALITY

	Quantity	Base Number	Contract	AT	Region	England
% of FP17s for the same patient ID Re-attending within 3 months - Children	64	1,544	4.1%	9.5%	11.3%	11.8%
% of FP17s for the same patient ID Re-attending within 3 months - Adults	761	6,616	11.5%	13.9%	15.4%	15.7%
% of FP17s for the same patient ID Re-attending between 3 & 9 months - Children	949	1,544	61.5%	62.0%	61.3%	58.9%
% of FP17s for the same patient ID Re-attending between 3 & 9 months - Adults	3,338	6,616	50.5%	52.8%	52.1%	50.8%
% of FP17s for Band 1 Urgent Courses	1,042	7,256	14.4%	8.8%	9.5%	9.1%
% of FP17s Relating to Free Repair or Replacements	67	7,256	0.9%	0.8%	0.6%	0.8%
% of FP17s Relating to Continuations	36	7,256	0.5%	1.0%	0.8%	0.9%
% of Patients satisfied with the dentistry they have received	6	6	N/A	92.3%	92.4%	92.5%
% of Patients satisfied with the time they had to wait for an appointment	4	6	N/A	89.7%	86.3%	87.0%

* This is based on patients treated on this contract for their most recent course of treatment. Figures in italics indicate the base number of FP17s or Patient Questionnaire responses are less than 100. N/A is shown where the base number of responses is less than 10 during the period. % is calculated as Quantity/Base number*100

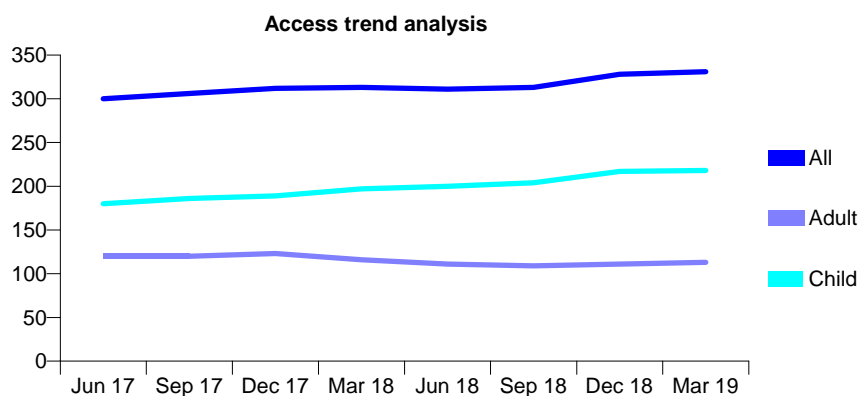
Q65 - Vital Signs At a Glance Contract Report for 154091/0001 - March 2019

Name or company name	RCST Ltd
Contract type name	GDS Contract
Purpose of contract	General
Contract start date	01/10/2012
Contract end date	

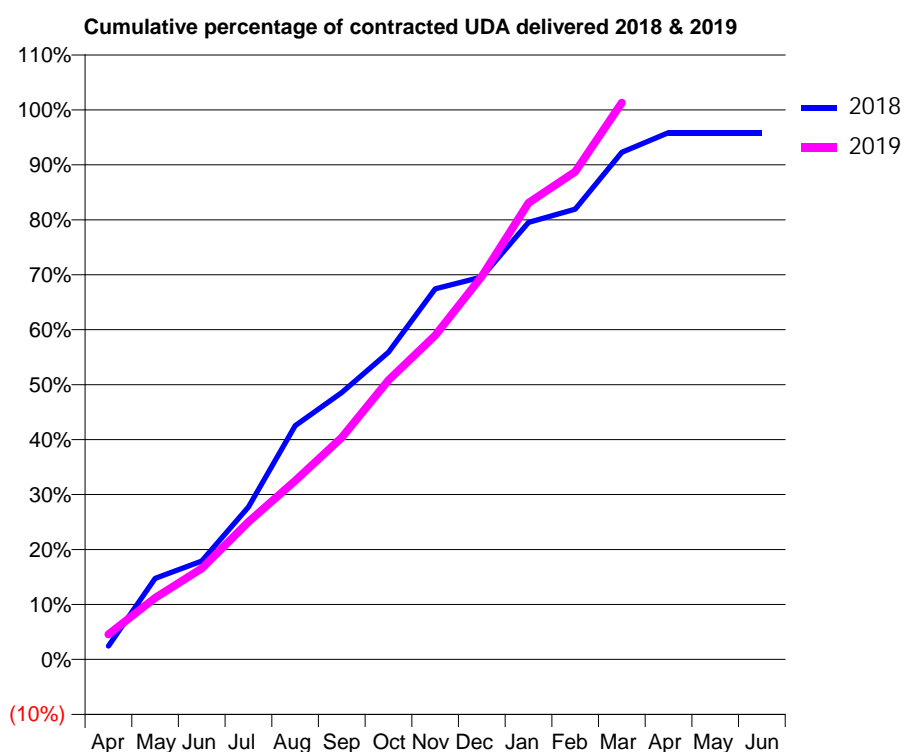
18/19 Contracted general activity (UDA)	616
Carry forward general activity (UDA)	0
18/19 Contracted orthodontic activity (UOA)	0
Carry forward orthodontic activity (UOA)	0
Baseline contract value	£14,759.30

ACCESS*

Patients seen in 24 months	Total	Change since previous quarter
Quarter ending March 2018	313	
Quarter ending June 2018	311	→
Quarter ending September 2018	313	→
Quarter ending December 2018	328	↑
Quarter ending March 2019	331	→
Variance since March 2018	5.8%	↑



ACTIVITY



Adjusted Scheduled Activity (UDA)		
Month	2018	2019
April	15	28
May	91	69
June	110	102
July	171	154
August	262	200
September	299	249
October	344	313
November	415	363
December	429	429
January	490	512
February	505	547
March	568	624
April	591	
May	591	
June	591	

QUALITY

	Quantity	Base Number	Contract	AT	Region	England
% of FP17s for the same patient ID Re-attending within 3 months - Children	19	336	5.7%	9.5%	11.3%	11.8%
% of FP17s for the same patient ID Re-attending within 3 months - Adults	6	123	4.9%	13.9%	15.4%	15.7%
% of FP17s for the same patient ID Re-attending between 3 & 9 months - Children	222	336	66.1%	62.0%	61.3%	58.9%
% of FP17s for the same patient ID Re-attending between 3 & 9 months - Adults	67	123	54.5%	52.8%	52.1%	50.8%
% of FP17s for Band 1 Urgent Courses	11	438	2.5%	8.8%	9.5%	9.1%
% of FP17s Relating to Free Repair or Replacements	0	438	0.0%	0.8%	0.6%	0.8%
% of FP17s Relating to Continuations	0	438	0.0%	1.0%	0.8%	0.9%
% of Patients satisfied with the dentistry they have received	0	0	N/A	92.3%	92.4%	92.5%
% of Patients satisfied with the time they had to wait for an appointment	0	0	N/A	89.7%	86.3%	87.0%

* This is based on patients treated on this contract for their most recent course of treatment. Figures in italics indicate the base number of FP17s or Patient Questionnaire responses are less than 100. N/A is shown where the base number of responses is less than 10 during the period. % is calculated as Quantity/Base number*100

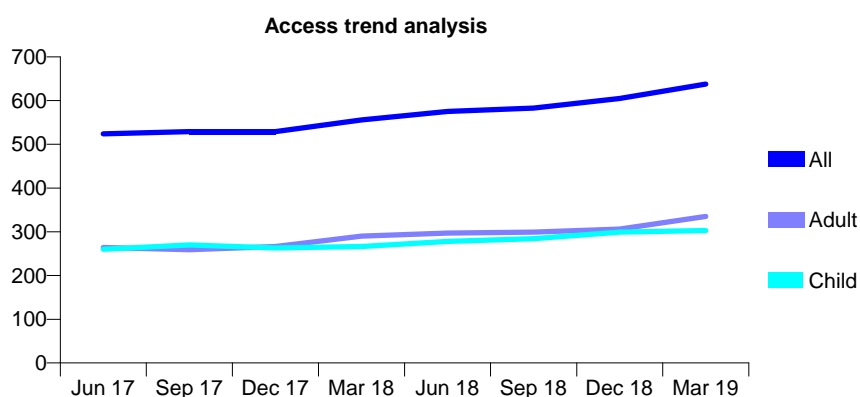
Q65 - Vital Signs At a Glance Contract Report for 158151/0001 - March 2019

Name or company name	The Dental Touch
Contract type name	GDS Contract
Purpose of contract	General
Contract start date	28/02/2011
Contract end date	

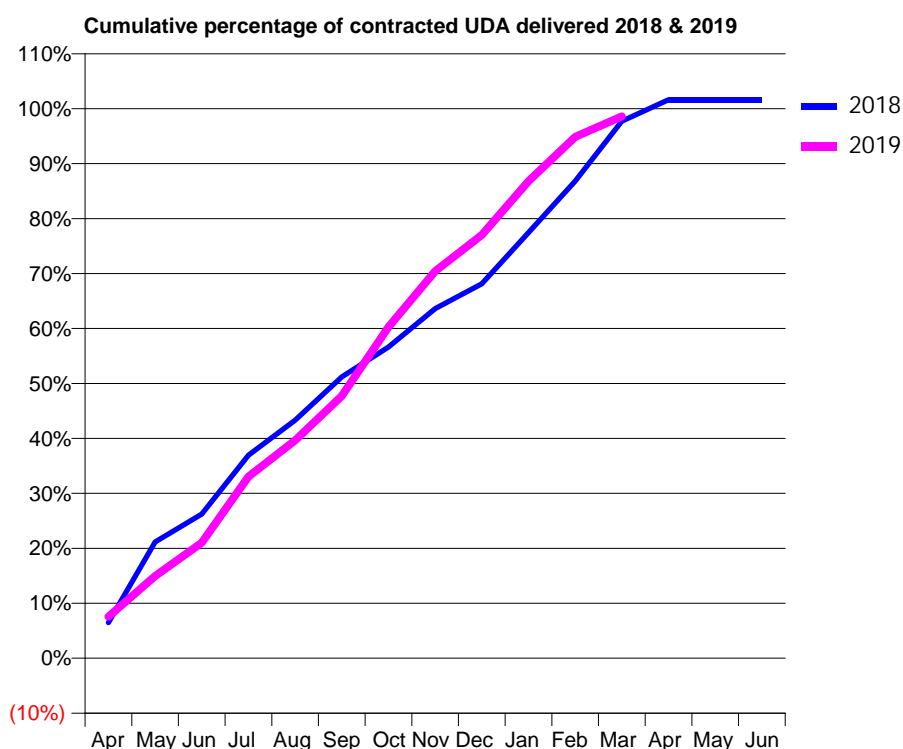
18/19 Contracted general activity (UDA)	1,156
Carry forward general activity (UDA)	-19
18/19 Contracted orthodontic activity (UOA)	0
Carry forward orthodontic activity (UOA)	0
Baseline contract value	£32,207.18

ACCESS*

Patients seen in 24 months	Total	Change since previous quarter
Quarter ending March 2018	556	
Quarter ending June 2018	575	↑
Quarter ending September 2018	583	→
Quarter ending December 2018	605	↑
Quarter ending March 2019	638	↑
Variance since March 2018	14.7%	↑



ACTIVITY



Month	2018	2019
April	75	87
May	245	173
June	303	243
July	427	382
August	501	459
September	592	552
October	655	697
November	735	814
December	788	890
January	895	1,003
February	1,004	1,097
March	1,129	1,140
April	1,175	
May	1,175	
June	1,175	

QUALITY

	Quantity	Base Number	Contract	AT	Region	England
% of FP17s for the same patient ID Re-attending within 3 months - Children	29	410	7.1%	9.5%	11.3%	11.8%
% of FP17s for the same patient ID Re-attending within 3 months - Adults	13	241	5.4%	13.9%	15.4%	15.7%
% of FP17s for the same patient ID Re-attending between 3 & 9 months - Children	207	410	50.5%	62.0%	61.3%	58.9%
% of FP17s for the same patient ID Re-attending between 3 & 9 months - Adults	55	241	22.8%	52.8%	52.1%	50.8%
% of FP17s for Band 1 Urgent Courses	72	631	11.4%	8.8%	9.5%	9.1%
% of FP17s Relating to Free Repair or Replacements	0	631	0.0%	0.8%	0.6%	0.8%
% of FP17s Relating to Continuations	3	631	0.5%	1.0%	0.8%	0.9%
% of Patients satisfied with the dentistry they have received	0	0	N/A	92.3%	92.4%	92.5%
% of Patients satisfied with the time they had to wait for an appointment	0	0	N/A	89.7%	86.3%	87.0%

* This is based on patients treated on this contract for their most recent course of treatment.

Figures in italics indicate the base number of FP17s or Patient Questionnaire responses are less than 100. N/A is shown where the base number of responses is less than 10 during the period. % is calculated as Quantity/Base number*100

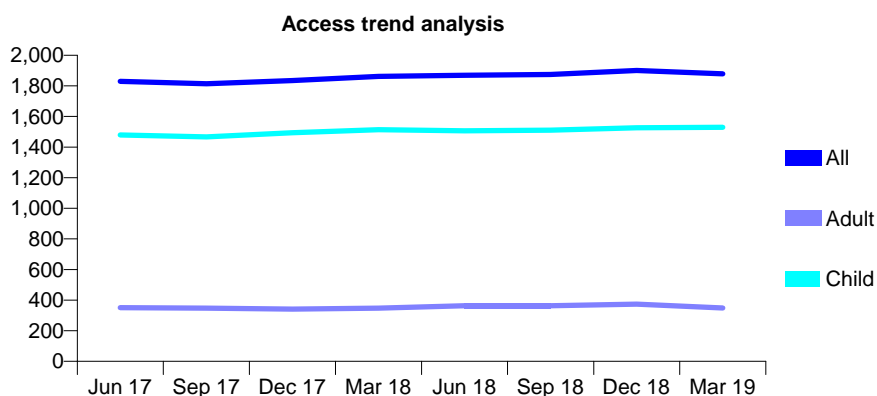
Q65 - Vital Signs At a Glance Contract Report for 159808/0001 - March 2019

Name or company name	Redland Dental Practice
Contract type name	GDS Contract
Purpose of contract	General
Contract start date	01/04/2006
Contract end date	

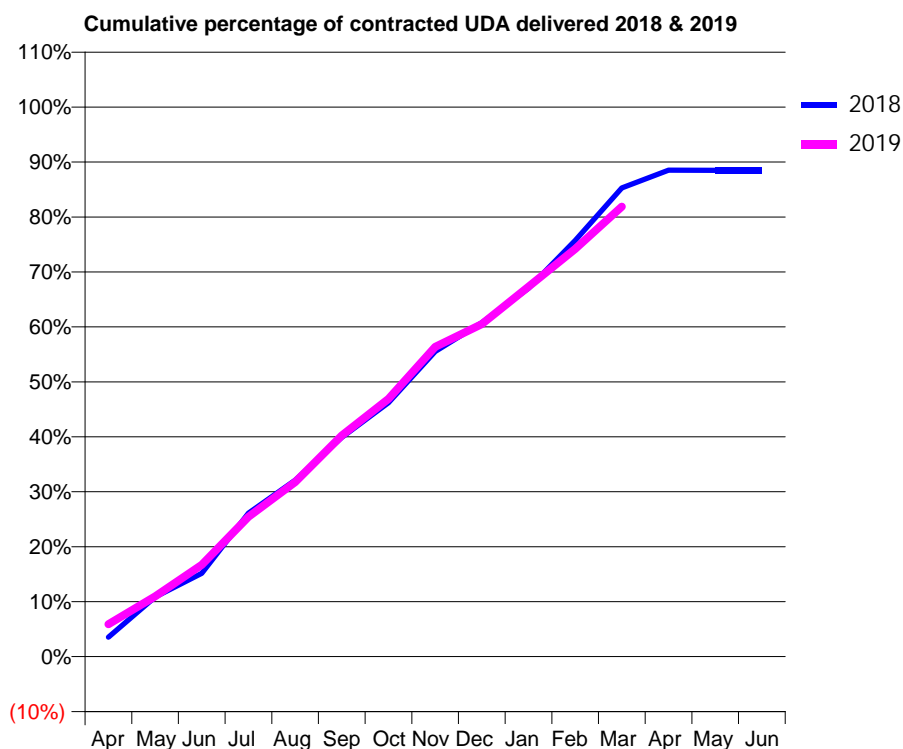
18/19 Contracted general activity (UDA)	5,000
Carry forward general activity (UDA)	0
18/19 Contracted orthodontic activity (UOA)	0
Carry forward orthodontic activity (UOA)	0
Baseline contract value	£126,909.15

ACCESS*

Patients seen in 24 months	Total	Change since previous quarter
Quarter ending March 2018	1,862	
Quarter ending June 2018	1,870	→
Quarter ending September 2018	1,874	→
Quarter ending December 2018	1,900	→
Quarter ending March 2019	1,878	↓
Variance since March 2018	0.9%	→



ACTIVITY



Month	Adjusted Scheduled Activity (UDA)	
	2018	2019
April	178	296
May	543	548
June	758	835
July	1,307	1,273
August	1,606	1,587
September	1,994	2,013
October	2,311	2,344
November	2,775	2,818
December	3,037	3,026
January	3,351	3,365
February	3,787	3,710
March	4,264	4,095
April	4,426	
May	4,425	
June	4,425	

QUALITY

	Quantity	Base Number	Contract	AT	Region	England
% of FP17s for the same patient ID Re-attending within 3 months - Children	169	2,376	7.1%	9.5%	11.3%	11.8%
% of FP17s for the same patient ID Re-attending within 3 months - Adults	71	302	23.5%	13.9%	15.4%	15.7%
% of FP17s for the same patient ID Re-attending between 3 & 9 months - Children	1,466	2,376	61.7%	62.0%	61.3%	58.9%
% of FP17s for the same patient ID Re-attending between 3 & 9 months - Adults	159	302	52.6%	52.8%	52.1%	50.8%
% of FP17s for Band 1 Urgent Courses	149	2,587	5.8%	8.8%	9.5%	9.1%
% of FP17s Relating to Free Repair or Replacements	1	2,587	0.0%	0.8%	0.6%	0.8%
% of FP17s Relating to Continuations	13	2,587	0.5%	1.0%	0.8%	0.9%
% of Patients satisfied with the dentistry they have received	0	0	N/A	92.3%	92.4%	92.5%
% of Patients satisfied with the time they had to wait for an appointment	0	0	N/A	89.7%	86.3%	87.0%

* This is based on patients treated on this contract for their most recent course of treatment. Figures in italics indicate the base number of FP17s or Patient Questionnaire responses are less than 100. N/A is shown where the base number of responses is less than 10 during the period. % is calculated as Quantity/Base number*100

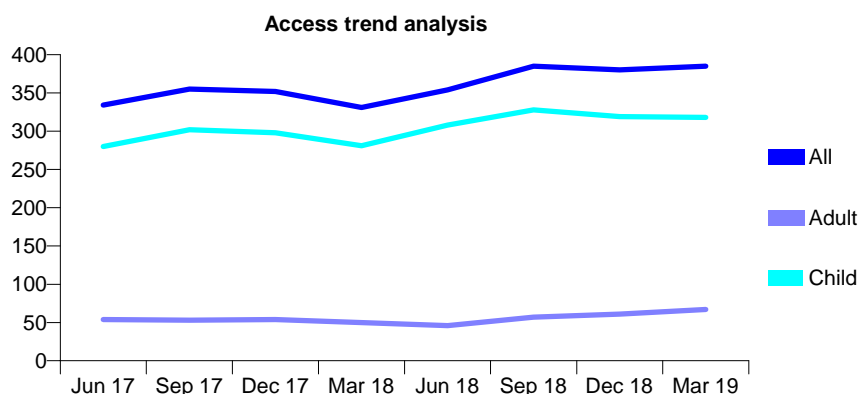
Q65 - Vital Signs At a Glance Contract Report for 161136/0001 - March 2019

Name or company name	Straight & Bright Dental LTD
Contract type name	PDS Contract
Purpose of contract	General and Orthodontic
Contract start date	01/04/2011
Contract end date	31/03/2021

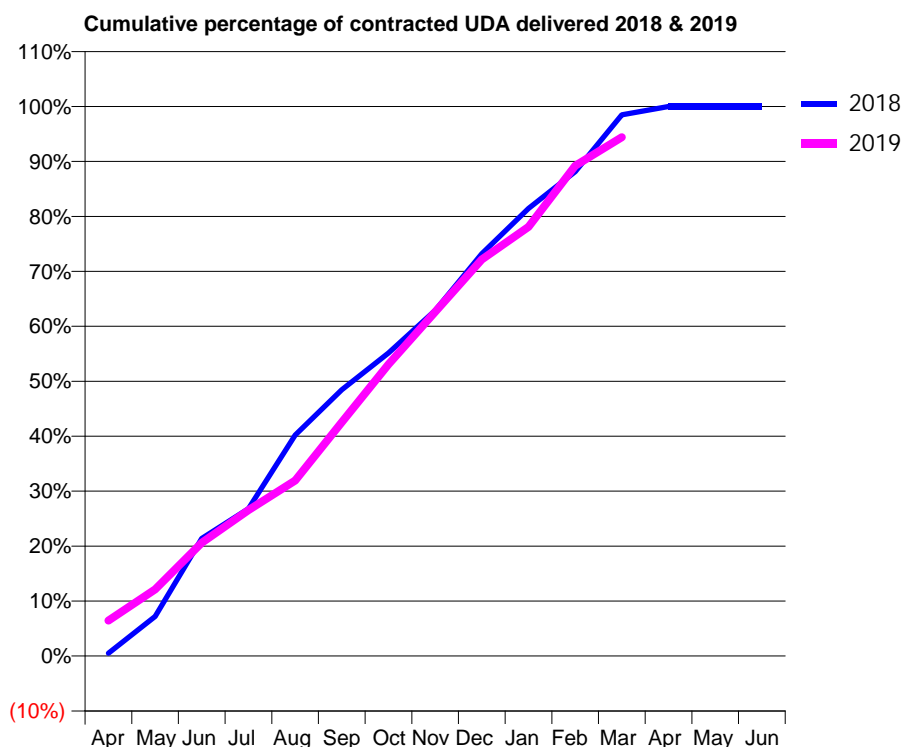
18/19 Contracted general activity (UDA)	388
Carry forward general activity (UDA)	0
18/19 Contracted orthodontic activity (UOA)	6,957
Carry forward orthodontic activity (UOA)	0
Baseline contract value	£517,310.70

ACCESS*

Patients seen in 24 months	Total	Change since previous quarter
Quarter ending March 2018	331	
Quarter ending June 2018	354	↑
Quarter ending September 2018	385	↑
Quarter ending December 2018	380	↓
Quarter ending March 2019	385	→
Variance since March 2018	16.3%	↑



ACTIVITY



Month	Adjusted Scheduled Activity (UDA)	
	2018	2019
April	2	25
May	28	47
June	83	80
July	104	103
August	156	124
September	188	165
October	214	206
November	244	243
December	284	280
January	316	303
February	342	346
March	382	366
April	388	
May	388	
June	388	

QUALITY

	Quantity	Base Number	Contract	AT	Region	England
% of FP17s for the same patient ID Re-attending within 3 months - Children	82	1,267	6.5%	9.5%	11.3%	11.8%
% of FP17s for the same patient ID Re-attending within 3 months - Adults	0	45	0.0%	13.9%	15.4%	15.7%
% of FP17s for the same patient ID Re-attending between 3 & 9 months - Children	88	1,267	6.9%	62.0%	61.3%	58.9%
% of FP17s for the same patient ID Re-attending between 3 & 9 months - Adults	3	45	6.7%	52.8%	52.1%	50.8%
% of FP17s for Band 1 Urgent Courses	1	202	0.5%	8.8%	9.5%	9.1%
% of FP17s Relating to Free Repair or Replacements	0	202	0.0%	0.8%	0.6%	0.8%
% of FP17s Relating to Continuations	0	202	0.0%	1.0%	0.8%	0.9%
% of Patients satisfied with the dentistry they have received	0	0	N/A	92.3%	92.4%	92.5%
% of Patients satisfied with the time they had to wait for an appointment	0	0	N/A	89.7%	86.3%	87.0%

* This is based on patients treated on this contract for their most recent course of treatment. Figures in italics indicate the base number of FP17s or Patient Questionnaire responses are less than 100. N/A is shown where the base number of responses is less than 10 during the period. % is calculated as Quantity/Base number*100

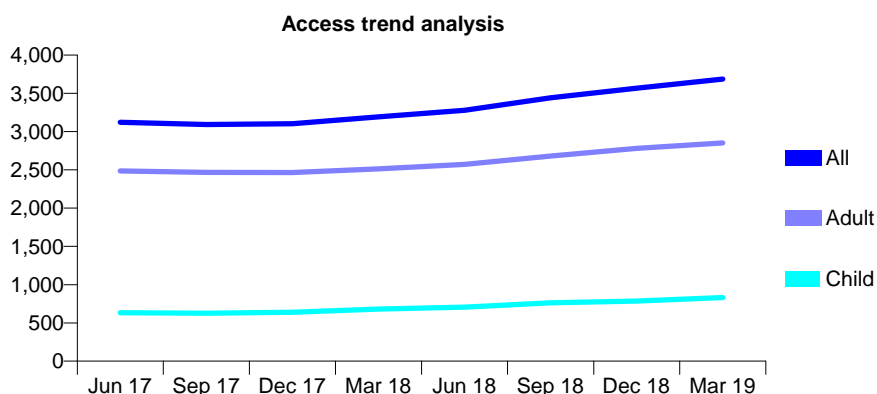
Q65 - Vital Signs At a Glance Contract Report for 162493/0001 - March 2019

Name or company name	Honeycomb Dental Clinic
Contract type name	GDS Contract
Purpose of contract	General
Contract start date	01/03/2015
Contract end date	

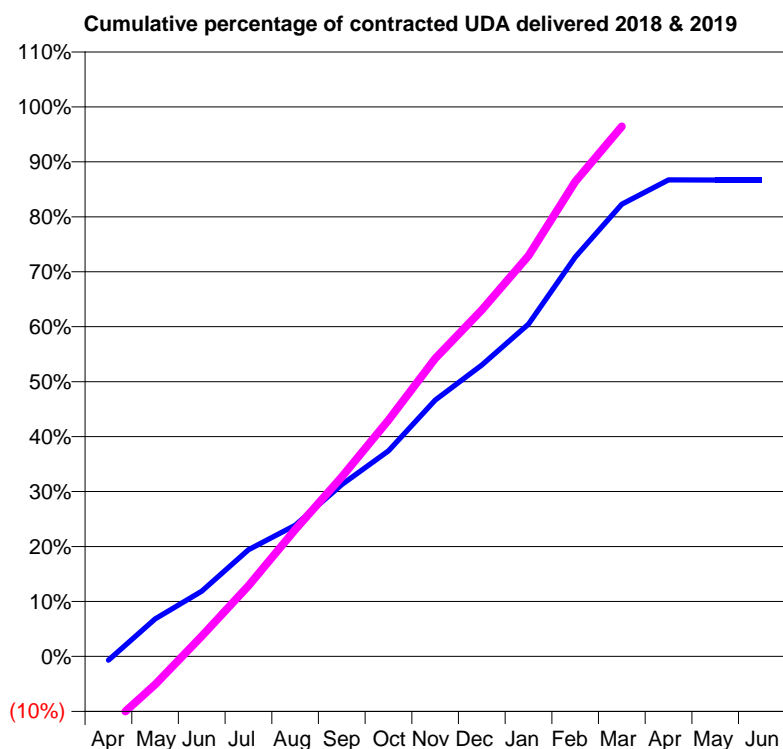
18/19 Contracted general activity (UDA)	8,978
Carry forward general activity (UDA)	1,526
18/19 Contracted orthodontic activity (UOA)	0
Carry forward orthodontic activity (UOA)	0
Baseline contract value	£196,257.44

ACCESS*

Patients seen in 24 months	Total	Change since previous quarter
Quarter ending March 2018	3,193	
Quarter ending June 2018	3,277	↑
Quarter ending September 2018	3,442	↑
Quarter ending December 2018	3,567	↑
Quarter ending March 2019	3,686	↑
Variance since March 2018	15.4%	↑



ACTIVITY



Month	2018	2019
April	-81	-1,150
May	784	-461
June	1,363	333
July	2,228	1,154
August	2,741	2,074
September	3,588	2,932
October	4,295	3,859
November	5,354	4,866
December	6,084	5,660
January	6,940	6,547
February	8,342	7,755
March	9,443	8,657
April	9,954	
May	9,952	
June	9,952	

QUALITY

	Quantity	Base Number	Contract	AT	Region	England
% of FP17s for the same patient ID Re-attending within 3 months - Children	101	1,376	7.3%	9.5%	11.3%	11.8%
% of FP17s for the same patient ID Re-attending within 3 months - Adults	511	4,184	12.2%	13.9%	15.4%	15.7%
% of FP17s for the same patient ID Re-attending between 3 & 9 months - Children	837	1,376	60.8%	62.0%	61.3%	58.9%
% of FP17s for the same patient ID Re-attending between 3 & 9 months - Adults	2,473	4,184	59.1%	52.8%	52.1%	50.8%
% of FP17s for Band 1 Urgent Courses	338	5,330	6.3%	8.8%	9.5%	9.1%
% of FP17s Relating to Free Repair or Replacements	69	5,330	1.3%	0.8%	0.6%	0.8%
% of FP17s Relating to Continuations	9	5,330	0.2%	1.0%	0.8%	0.9%
% of Patients satisfied with the dentistry they have received	1	1	N/A	92.3%	92.4%	92.5%
% of Patients satisfied with the time they had to wait for an appointment	1	1	N/A	89.7%	86.3%	87.0%

* This is based on patients treated on this contract for their most recent course of treatment.

Figures in italics indicate the base number of FP17s or Patient Questionnaire responses are less than 100. N/A is shown where the base number of responses is less than 10 during the period. % is calculated as Quantity/Base number*100

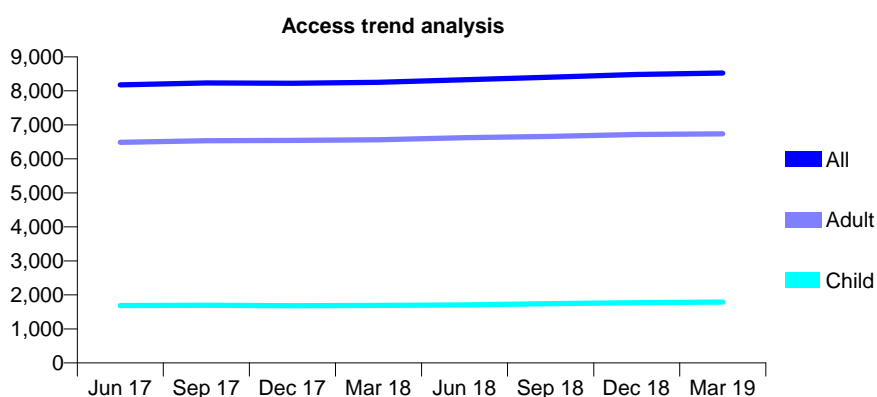
Q65 - Vital Signs At a Glance Contract Report for 163341/0001 - March 2019

Name or company name	The Ile Dental Centre Ltd
Contract type name	GDS Contract
Purpose of contract	General
Contract start date	01/05/2012
Contract end date	

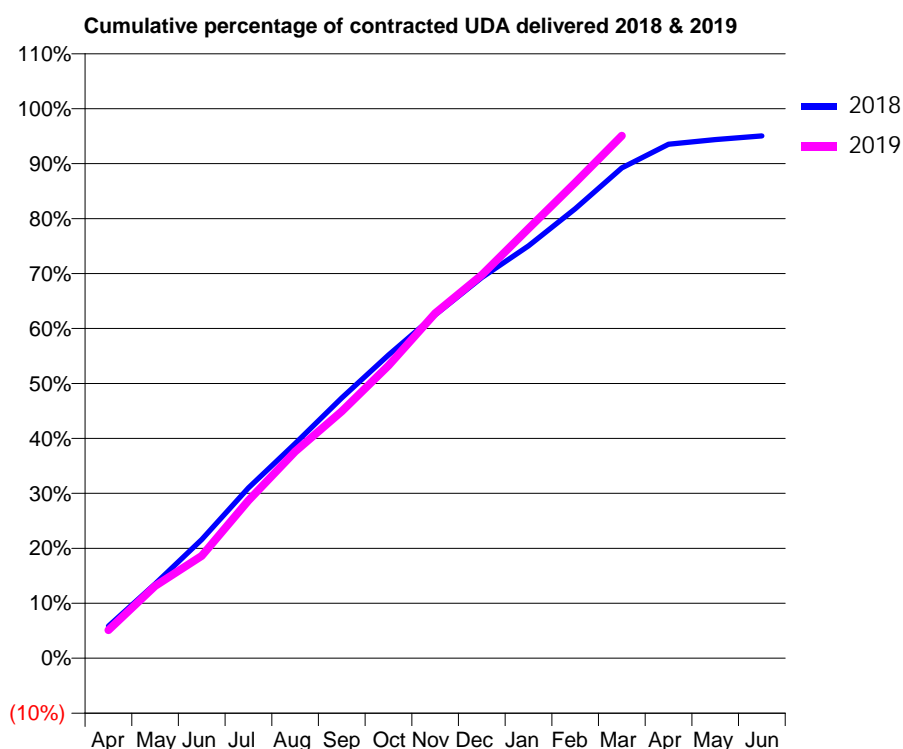
18/19 Contracted general activity (UDA)	23,500
Carry forward general activity (UDA)	0
18/19 Contracted orthodontic activity (UOA)	0
Carry forward orthodontic activity (UOA)	0
Baseline contract value	£538,676.81

ACCESS*

Patients seen in 24 months	Total	Change since previous quarter
Quarter ending March 2018	8,254	
Quarter ending June 2018	8,327	→
Quarter ending September 2018	8,403	→
Quarter ending December 2018	8,485	→
Quarter ending March 2019	8,524	→
Variance since March 2018	3.3%	↑



ACTIVITY



Month	2018	2019
April	1,370	1,200
May	3,180	3,087
June	5,073	4,376
July	7,287	6,742
August	9,179	8,843
September	11,134	10,557
October	12,966	12,517
November	14,680	14,752
December	16,278	16,387
January	17,631	18,370
February	19,219	20,333
March	20,968	22,339
April	21,977	
May	22,175	
June	22,336	

QUALITY

	Quantity	Base Number	Contract	AT	Region	England
% of FP17s for the same patient ID Re-attending within 3 months - Children	255	3,041	8.4%	9.5%	11.3%	11.8%
% of FP17s for the same patient ID Re-attending within 3 months - Adults	1,642	10,432	15.7%	13.9%	15.4%	15.7%
% of FP17s for the same patient ID Re-attending between 3 & 9 months - Children	2,103	3,041	69.2%	62.0%	61.3%	58.9%
% of FP17s for the same patient ID Re-attending between 3 & 9 months - Adults	5,653	10,432	54.2%	52.8%	52.1%	50.8%
% of FP17s for Band 1 Urgent Courses	1,170	12,636	9.3%	8.8%	9.5%	9.1%
% of FP17s Relating to Free Repair or Replacements	127	12,636	1.0%	0.8%	0.6%	0.8%
% of FP17s Relating to Continuations	192	12,636	1.5%	1.0%	0.8%	0.9%
% of Patients satisfied with the dentistry they have received	9	9	N/A	92.3%	92.4%	92.5%
% of Patients satisfied with the time they had to wait for an appointment	9	9	N/A	89.7%	86.3%	87.0%

* This is based on patients treated on this contract for their most recent course of treatment.

Figures in italics indicate the base number of FP17s or Patient Questionnaire responses are less than 100. N/A is shown where the base number of responses is less than 10 during the period. % is calculated as Quantity/Base number*100

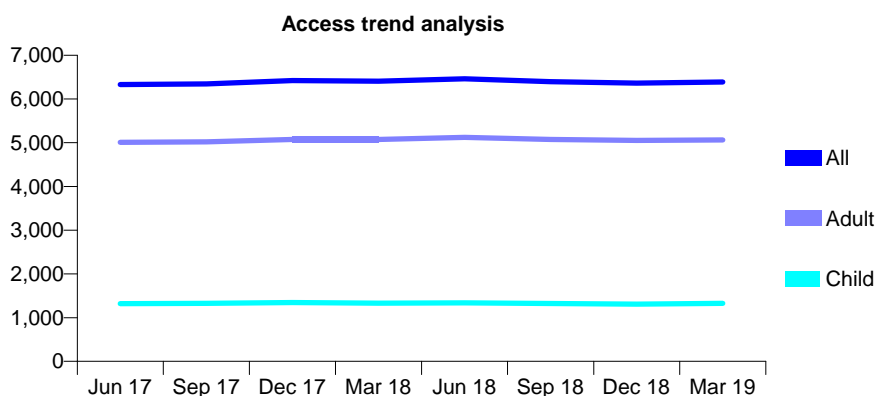
Q65 - Vital Signs At a Glance Contract Report for 163341/0002 - March 2019

Name or company name	The Ile Dental Centre Ltd
Contract type name	GDS Contract
Purpose of contract	General
Contract start date	01/05/2012
Contract end date	

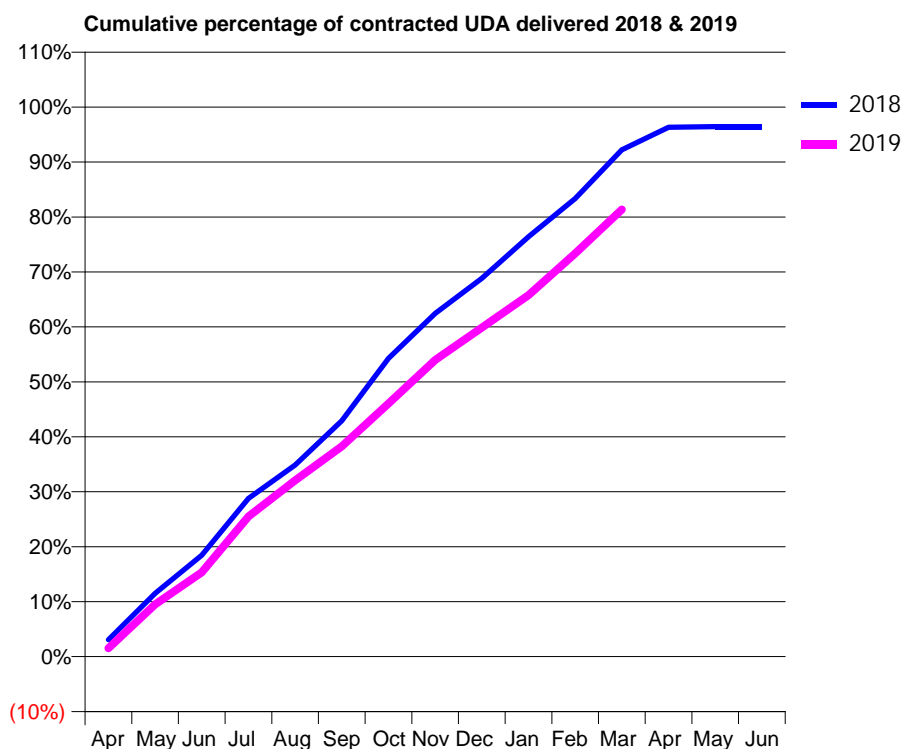
18/19 Contracted general activity (UDA)	18,675
Carry forward general activity (UDA)	607
18/19 Contracted orthodontic activity (UOA)	0
Carry forward orthodontic activity (UOA)	0
Baseline contract value	£484,897.44

ACCESS*

Patients seen in 24 months	Total	Change since previous quarter
Quarter ending March 2018	6,406	
Quarter ending June 2018	6,462	→
Quarter ending September 2018	6,396	↓
Quarter ending December 2018	6,363	→
Quarter ending March 2019	6,389	→
Variance since March 2018	(0.3%)	→



ACTIVITY



Month	Adjusted Scheduled Activity (UDA)	
	2018	2019
April	523	288
May	1,958	1,779
June	3,136	2,867
July	4,896	4,759
August	5,929	5,992
September	7,294	7,145
October	9,228	8,600
November	10,617	10,080
December	11,701	11,178
January	12,990	12,284
February	14,172	13,703
March	15,673	15,192
April	16,378	
May	16,393	
June	16,393	

QUALITY

	Quantity	Base Number	Contract	AT	Region	England
% of FP17s for the same patient ID Re-attending within 3 months - Children	119	2,083	5.7%	9.5%	11.3%	11.8%
% of FP17s for the same patient ID Re-attending within 3 months - Adults	1,224	8,145	15.0%	13.9%	15.4%	15.7%
% of FP17s for the same patient ID Re-attending between 3 & 9 months - Children	1,417	2,083	68.0%	62.0%	61.3%	58.9%
% of FP17s for the same patient ID Re-attending between 3 & 9 months - Adults	4,895	8,145	60.1%	52.8%	52.1%	50.8%
% of FP17s for Band 1 Urgent Courses	1,091	9,702	11.2%	8.8%	9.5%	9.1%
% of FP17s Relating to Free Repair or Replacements	79	9,702	0.8%	0.8%	0.6%	0.8%
% of FP17s Relating to Continuations	36	9,702	0.4%	1.0%	0.8%	0.9%
% of Patients satisfied with the dentistry they have received	2	3	N/A	92.3%	92.4%	92.5%
% of Patients satisfied with the time they had to wait for an appointment	3	3	N/A	89.7%	86.3%	87.0%

* This is based on patients treated on this contract for their most recent course of treatment. Figures in italics indicate the base number of FP17s or Patient Questionnaire responses are less than 100. N/A is shown where the base number of responses is less than 10 during the period. % is calculated as Quantity/Base number*100

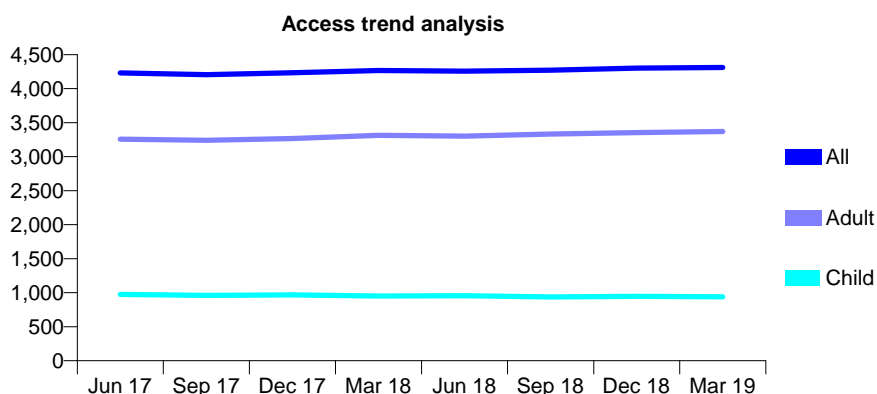
Q65 - Vital Signs At a Glance Contract Report for 163341/0003 - March 2019

Name or company name	The Ile Dental Centre Ltd
Contract type name	GDS Contract
Purpose of contract	General
Contract start date	01/05/2012
Contract end date	

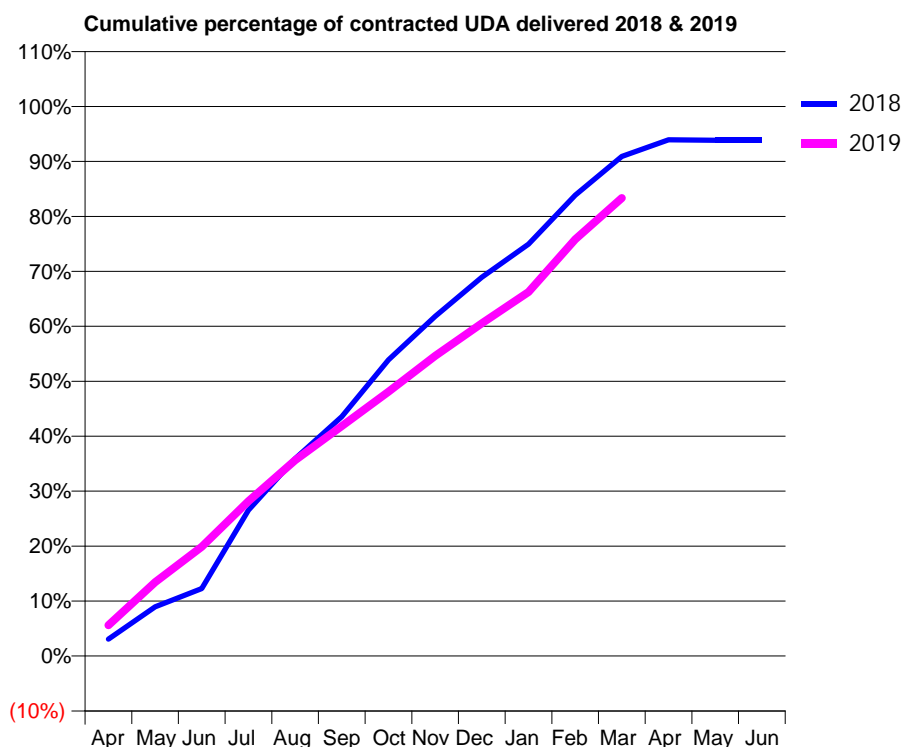
18/19 Contracted general activity (UDA)	14,000
Carry forward general activity (UDA)	0
18/19 Contracted orthodontic activity (UOA)	0
Carry forward orthodontic activity (UOA)	0
Baseline contract value	£363,639.32

ACCESS*

Patients seen in 24 months	Total	Change since previous quarter
Quarter ending March 2018	4,267	
Quarter ending June 2018	4,257	→
Quarter ending September 2018	4,271	→
Quarter ending December 2018	4,303	→
Quarter ending March 2019	4,311	→
Variance since March 2018	1.0%	→



ACTIVITY



Month	Adjusted Scheduled Activity (UDA)	
	2018	2019
April	407	786
May	1,184	1,884
June	1,622	2,786
July	3,501	3,945
August	4,744	4,990
September	5,748	5,857
October	7,113	6,733
November	8,161	7,647
December	9,099	8,475
January	9,893	9,273
February	11,068	10,615
March	11,997	11,668
April	12,399	
May	12,388	
June	12,388	

QUALITY

	Quantity	Base Number	Contract	AT	Region	England
% of FP17s for the same patient ID Re-attending within 3 months - Children	99	1,337	7.4%	9.5%	11.3%	11.8%
% of FP17s for the same patient ID Re-attending within 3 months - Adults	873	5,015	17.4%	13.9%	15.4%	15.7%
% of FP17s for the same patient ID Re-attending between 3 & 9 months - Children	772	1,337	57.7%	62.0%	61.3%	58.9%
% of FP17s for the same patient ID Re-attending between 3 & 9 months - Adults	2,937	5,015	58.6%	52.8%	52.1%	50.8%
% of FP17s for Band 1 Urgent Courses	560	6,143	9.1%	8.8%	9.5%	9.1%
% of FP17s Relating to Free Repair or Replacements	36	6,143	0.6%	0.8%	0.6%	0.8%
% of FP17s Relating to Continuations	37	6,143	0.6%	1.0%	0.8%	0.9%
% of Patients satisfied with the dentistry they have received	5	5	N/A	92.3%	92.4%	92.5%
% of Patients satisfied with the time they had to wait for an appointment	5	5	N/A	89.7%	86.3%	87.0%

* This is based on patients treated on this contract for their most recent course of treatment.

Figures in italics indicate the base number of FP17s or Patient Questionnaire responses are less than 100. N/A is shown where the base number of responses is less than 10 during the period. % is calculated as Quantity/Base number*100

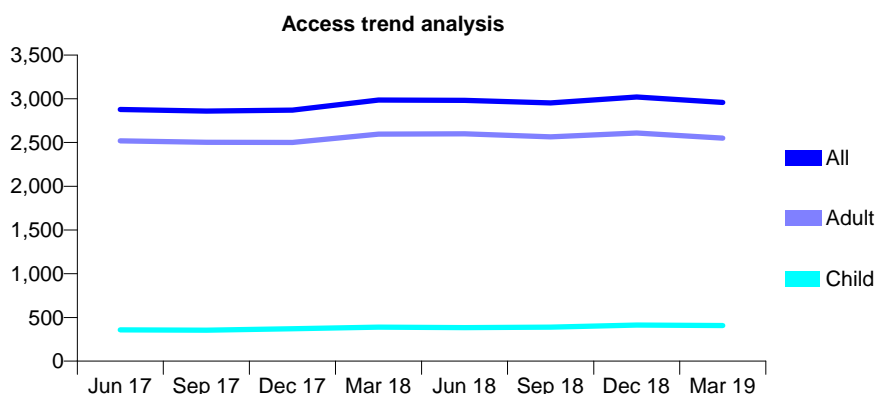
Q65 - Vital Signs At a Glance Contract Report for 165573/0001 - March 2019

Name or company name	Dentaz Limited
Contract type name	GDS Contract
Purpose of contract	General
Contract start date	01/04/2015
Contract end date	

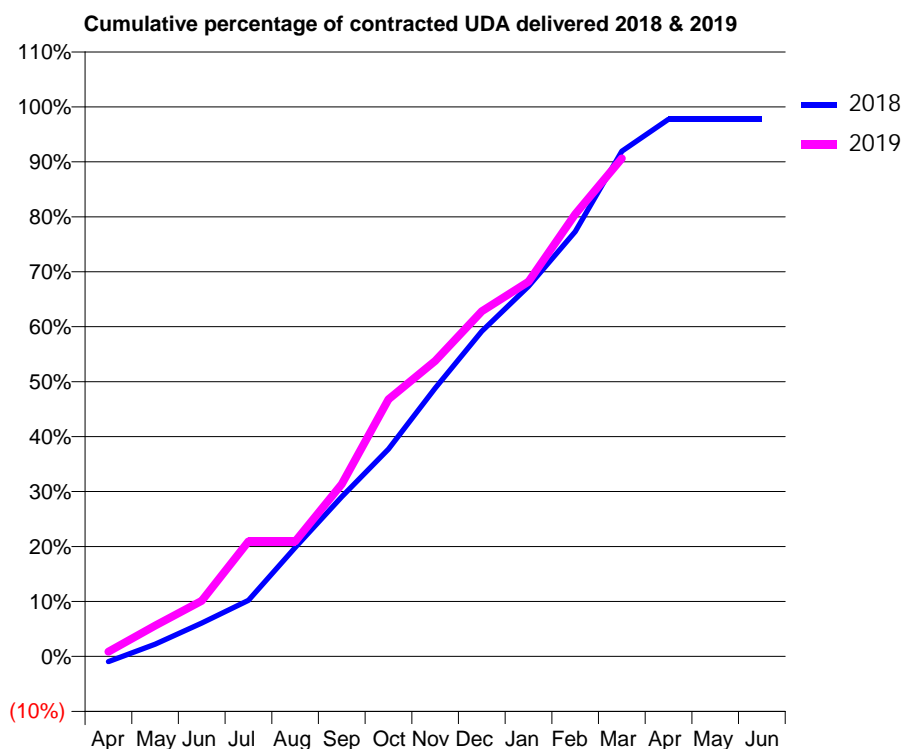
18/19 Contracted general activity (UDA)	9,500
Carry forward general activity (UDA)	214
18/19 Contracted orthodontic activity (UOA)	0
Carry forward orthodontic activity (UOA)	0
Baseline contract value	£241,314.49

ACCESS*

Patients seen in 24 months	Total	Change since previous quarter
Quarter ending March 2018	2,986	
Quarter ending June 2018	2,983	→
Quarter ending September 2018	2,953	↓
Quarter ending December 2018	3,021	↑
Quarter ending March 2019	2,958	↓
Variance since March 2018	(0.9%)	→



ACTIVITY



Month	Adjusted Scheduled Activity (UDA)	
	2018	2019
April	-92	82
May	213	535
June	578	962
July	969	1,988
August	1,881	1,988
September	2,761	2,978
October	3,584	4,444
November	4,638	5,108
December	5,621	5,968
January	6,398	6,480
February	7,343	7,646
March	8,730	8,610
April	9,286	
May	9,286	
June	9,286	

QUALITY

	Quantity	Base Number	Contract	AT	Region	England
% of FP17s for the same patient ID Re-attending within 3 months - Children	23	643	3.6%	9.5%	11.3%	11.8%
% of FP17s for the same patient ID Re-attending within 3 months - Adults	344	3,716	9.3%	13.9%	15.4%	15.7%
% of FP17s for the same patient ID Re-attending between 3 & 9 months - Children	417	643	64.9%	62.0%	61.3%	58.9%
% of FP17s for the same patient ID Re-attending between 3 & 9 months - Adults	2,090	3,716	56.2%	52.8%	52.1%	50.8%
% of FP17s for Band 1 Urgent Courses	177	4,131	4.3%	8.8%	9.5%	9.1%
% of FP17s Relating to Free Repair or Replacements	34	4,131	0.8%	0.8%	0.6%	0.8%
% of FP17s Relating to Continuations	38	4,131	0.9%	1.0%	0.8%	0.9%
% of Patients satisfied with the dentistry they have received	12	16	75.0%	92.3%	92.4%	92.5%
% of Patients satisfied with the time they had to wait for an appointment	12	16	75.0%	89.7%	86.3%	87.0%

* This is based on patients treated on this contract for their most recent course of treatment. Figures in italics indicate the base number of FP17s or Patient Questionnaire responses are less than 100. N/A is shown where the base number of responses is less than 10 during the period. % is calculated as Quantity/Base number*100

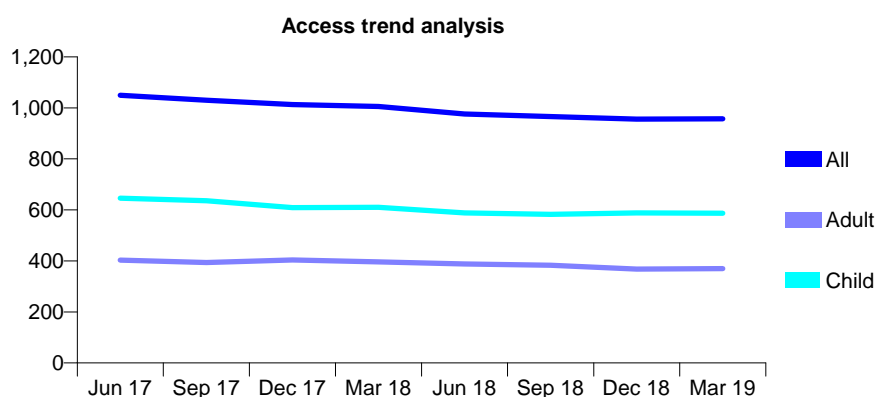
Q65 - Vital Signs At a Glance Contract Report for 167991/0001 - March 2019

Name or company name	Bridge Street Dental Centre
Contract type name	GDS Contract
Purpose of contract	General
Contract start date	01/04/2009
Contract end date	

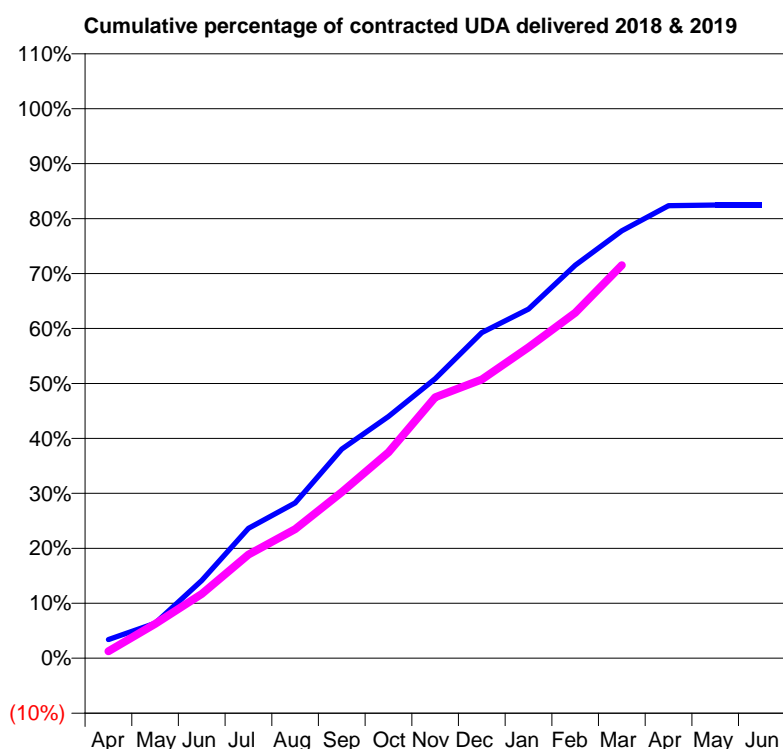
18/19 Contracted general activity (UDA)	2,675
Carry forward general activity (UDA)	0
18/19 Contracted orthodontic activity (UOA)	0
Carry forward orthodontic activity (UOA)	0
Baseline contract value	£59,012.60

ACCESS*

Patients seen in 24 months	Total	Change since previous quarter
Quarter ending March 2018	1,006	
Quarter ending June 2018	976	↓
Quarter ending September 2018	966	↓
Quarter ending December 2018	956	↓
Quarter ending March 2019	957	→
Variance since March 2018	(4.9%)	↓



ACTIVITY



Month	2018	2019
April	90	34
May	171	167
June	378	312
July	632	505
August	756	628
September	1,018	809
October	1,177	1,002
November	1,361	1,270
December	1,585	1,357
January	1,699	1,514
February	1,913	1,682
March	2,080	1,913
April	2,203	
May	2,206	
June	2,206	

QUALITY

	Quantity	Base Number	Contract	AT	Region	England
% of FP17s for the same patient ID Re-attending within 3 months - Children	86	898	9.6%	9.5%	11.3%	11.8%
% of FP17s for the same patient ID Re-attending within 3 months - Adults	63	449	14.0%	13.9%	15.4%	15.7%
% of FP17s for the same patient ID Re-attending between 3 & 9 months - Children	543	898	60.5%	62.0%	61.3%	58.9%
% of FP17s for the same patient ID Re-attending between 3 & 9 months - Adults	270	449	60.1%	52.8%	52.1%	50.8%
% of FP17s for Band 1 Urgent Courses	20	1,274	1.6%	8.8%	9.5%	9.1%
% of FP17s Relating to Free Repair or Replacements	0	1,274	0.0%	0.8%	0.6%	0.8%
% of FP17s Relating to Continuations	0	1,274	0.0%	1.0%	0.8%	0.9%
% of Patients satisfied with the dentistry they have received	1	1	N/A	92.3%	92.4%	92.5%
% of Patients satisfied with the time they had to wait for an appointment	1	1	N/A	89.7%	86.3%	87.0%

* This is based on patients treated on this contract for their most recent course of treatment. Figures in italics indicate the base number of FP17s or Patient Questionnaire responses are less than 100. N/A is shown where the base number of responses is less than 10 during the period. % is calculated as Quantity/Base number*100

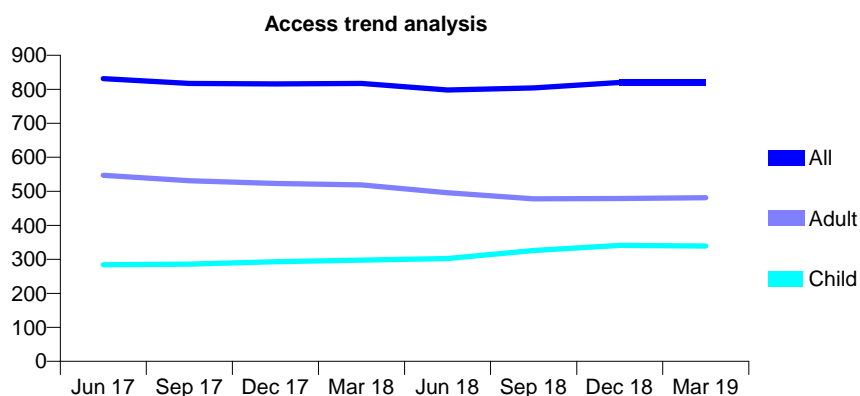
Q65 - Vital Signs At a Glance Contract Report for 170089/0001 - March 2019

Name or company name	Your Dentist Limited
Contract type name	GDS Contract
Purpose of contract	General
Contract start date	01/04/2011
Contract end date	

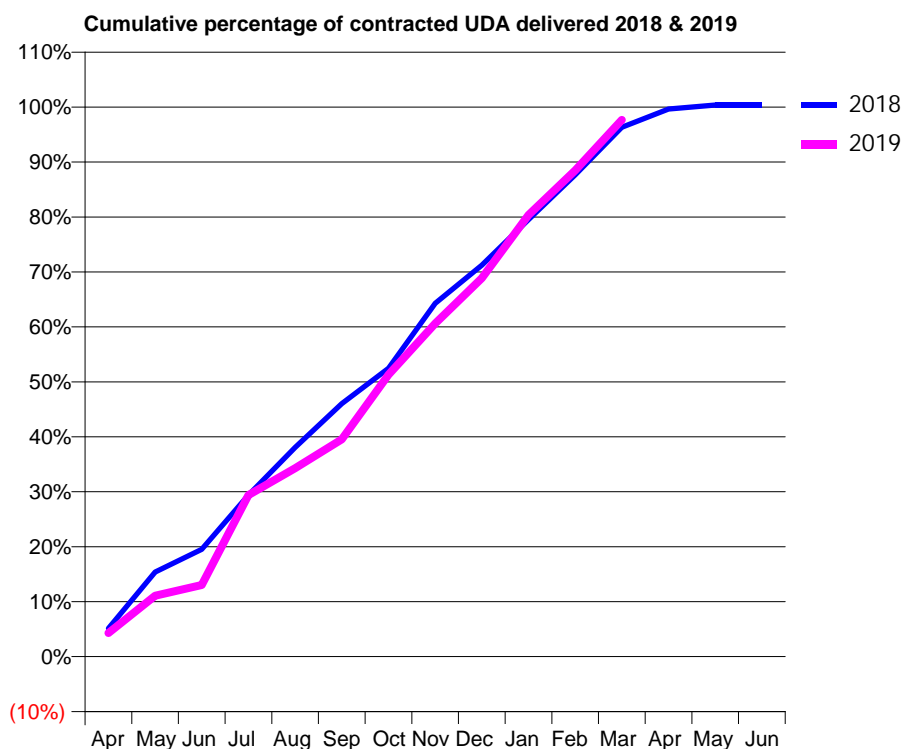
18/19 Contracted general activity (UDA)	2,527
Carry forward general activity (UDA)	-9
18/19 Contracted orthodontic activity (UOA)	0
Carry forward orthodontic activity (UOA)	0
Baseline contract value	£74,572.19

ACCESS*

Patients seen in 24 months	Total	Change since previous quarter
Quarter ending March 2018	817	
Quarter ending June 2018	798	↓
Quarter ending September 2018	804	→
Quarter ending December 2018	820	→
Quarter ending March 2019	820	→
Variance since March 2018	0.4%	→



ACTIVITY



Month	Adjusted Scheduled Activity (UDA)	
	2018	2019
April	129	109
May	389	280
June	493	329
July	743	743
August	963	867
September	1,163	999
October	1,325	1,297
November	1,625	1,532
December	1,800	1,740
January	2,009	2,031
February	2,215	2,236
March	2,434	2,468
April	2,518	
May	2,536	
June	2,536	

QUALITY

	Quantity	Base Number	Contract	AT	Region	England
% of FP17s for the same patient ID Re-attending within 3 months - Children	18	462	3.9%	9.5%	11.3%	11.8%
% of FP17s for the same patient ID Re-attending within 3 months - Adults	63	568	11.1%	13.9%	15.4%	15.7%
% of FP17s for the same patient ID Re-attending between 3 & 9 months - Children	269	462	58.2%	62.0%	61.3%	58.9%
% of FP17s for the same patient ID Re-attending between 3 & 9 months - Adults	272	568	47.9%	52.8%	52.1%	50.8%
% of FP17s for Band 1 Urgent Courses	44	985	4.5%	8.8%	9.5%	9.1%
% of FP17s Relating to Free Repair or Replacements	1	985	0.1%	0.8%	0.6%	0.8%
% of FP17s Relating to Continuations	0	985	0.0%	1.0%	0.8%	0.9%
% of Patients satisfied with the dentistry they have received	0	0	N/A	92.3%	92.4%	92.5%
% of Patients satisfied with the time they had to wait for an appointment	0	0	N/A	89.7%	86.3%	87.0%

* This is based on patients treated on this contract for their most recent course of treatment. Figures in italics indicate the base number of FP17s or Patient Questionnaire responses are less than 100. N/A is shown where the base number of responses is less than 10 during the period. % is calculated as Quantity/Base number*100

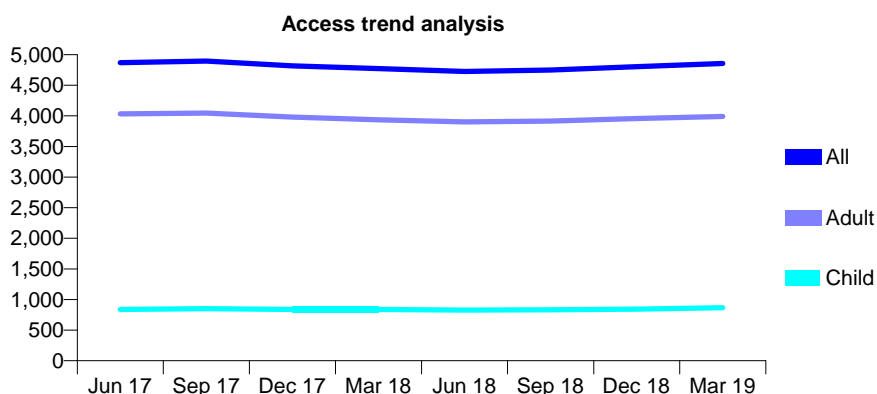
Q65 - Vital Signs At a Glance Contract Report for 172081/0001 - March 2019

Name or company name	Hounds Road Dental Practice Partnership
Contract type name	GDS Contract
Purpose of contract	General
Contract start date	01/06/2015
Contract end date	

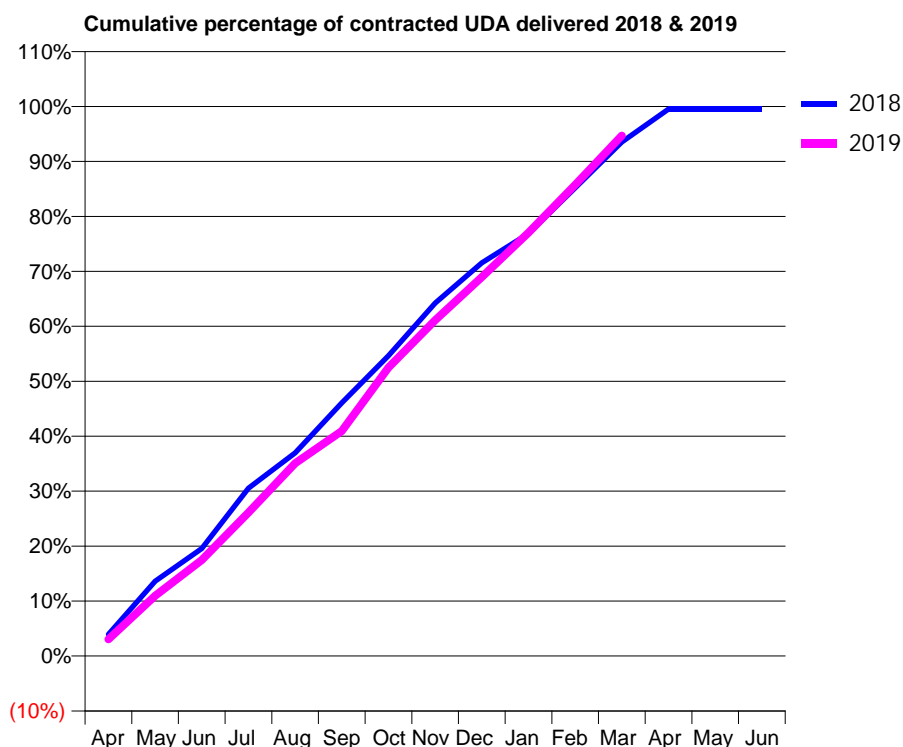
18/19 Contracted general activity (UDA)	12,406
Carry forward general activity (UDA)	58
18/19 Contracted orthodontic activity (UOA)	0
Carry forward orthodontic activity (UOA)	0
Baseline contract value	£287,358.12

ACCESS*

Patients seen in 24 months	Total	Change since previous quarter
Quarter ending March 2018	4,773	
Quarter ending June 2018	4,726	→
Quarter ending September 2018	4,749	→
Quarter ending December 2018	4,802	→
Quarter ending March 2019	4,858	→
Variance since March 2018	1.8%	→



ACTIVITY



Month	Adjusted Scheduled Activity (UDA)	
	2018	2019
April	489	377
May	1,692	1,358
June	2,427	2,166
July	3,788	3,237
August	4,588	4,352
September	5,712	5,076
October	6,781	6,513
November	7,966	7,582
December	8,874	8,554
January	9,535	9,558
February	10,570	10,637
March	11,604	11,750
April	12,347	
May	12,348	
June	12,348	

QUALITY

	Quantity	Base Number	Contract	AT	Region	England
% of FP17s for the same patient ID Re-attending within 3 months - Children	51	1,358	3.8%	9.5%	11.3%	11.8%
% of FP17s for the same patient ID Re-attending within 3 months - Adults	657	5,855	11.2%	13.9%	15.4%	15.7%
% of FP17s for the same patient ID Re-attending between 3 & 9 months - Children	916	1,358	67.5%	62.0%	61.3%	58.9%
% of FP17s for the same patient ID Re-attending between 3 & 9 months - Adults	3,130	5,855	53.5%	52.8%	52.1%	50.8%
% of FP17s for Band 1 Urgent Courses	577	6,875	8.4%	8.8%	9.5%	9.1%
% of FP17s Relating to Free Repair or Replacements	32	6,875	0.5%	0.8%	0.6%	0.8%
% of FP17s Relating to Continuations	57	6,875	0.8%	1.0%	0.8%	0.9%
% of Patients satisfied with the dentistry they have received	0	0	N/A	92.3%	92.4%	92.5%
% of Patients satisfied with the time they had to wait for an appointment	0	0	N/A	89.7%	86.3%	87.0%

* This is based on patients treated on this contract for their most recent course of treatment.

Figures in italics indicate the base number of FP17s or Patient Questionnaire responses are less than 100. N/A is shown where the base number of responses is less than 10 during the period. % is calculated as Quantity/Base number*100

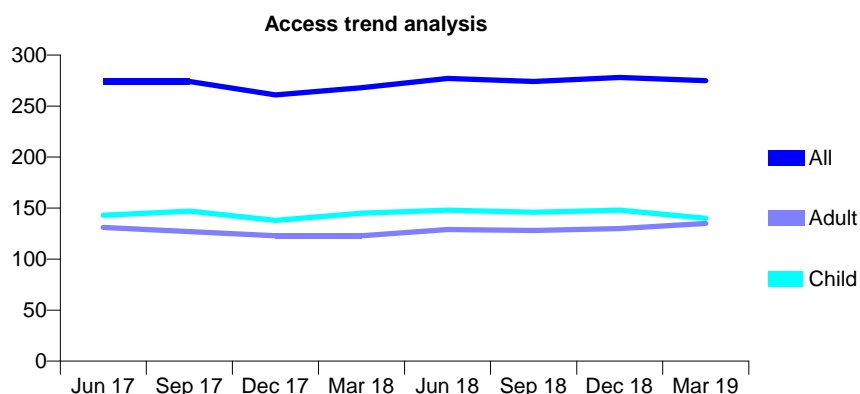
Q65 - Vital Signs At a Glance Contract Report for 172863/0001 - March 2019

Name or company name	Southwoods Dental Practice Ltd
Contract type name	GDS Contract
Purpose of contract	General
Contract start date	01/04/2010
Contract end date	

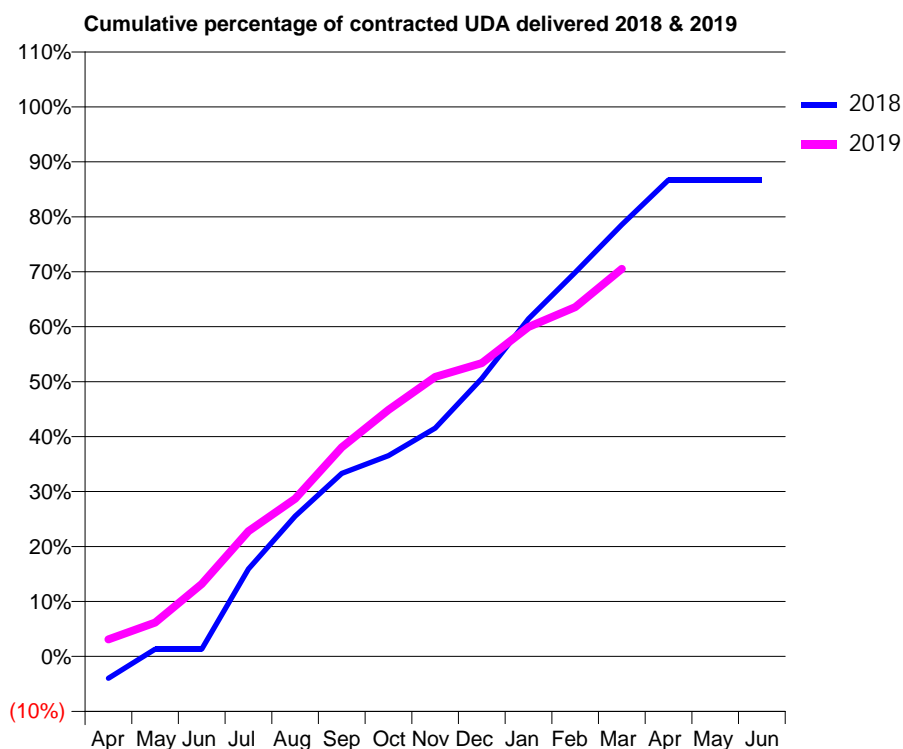
18/19 Contracted general activity (UDA)	750
Carry forward general activity (UDA)	0
18/19 Contracted orthodontic activity (UOA)	0
Carry forward orthodontic activity (UOA)	0
Baseline contract value	£19,616.44

ACCESS*

Patients seen in 24 months	Total	Change since previous quarter
Quarter ending March 2018	268	
Quarter ending June 2018	277	↑
Quarter ending September 2018	274	↓
Quarter ending December 2018	278	→
Quarter ending March 2019	275	↓
Variance since March 2018	2.6%	↑



ACTIVITY



Month	Adjusted Scheduled Activity (UDA)	
	2018	2019
April	-30	23
May	10	46
June	10	99
July	119	171
August	192	215
September	250	285
October	274	336
November	312	381
December	379	400
January	461	450
February	524	477
March	589	529
April	650	
May	650	
June	650	

QUALITY

	Quantity	Base Number	Contract	AT	Region	England
% of FP17s for the same patient ID Re-attending within 3 months - Children	5	201	2.5%	9.5%	11.3%	11.8%
% of FP17s for the same patient ID Re-attending within 3 months - Adults	10	176	5.7%	13.9%	15.4%	15.7%
% of FP17s for the same patient ID Re-attending between 3 & 9 months - Children	123	201	61.2%	62.0%	61.3%	58.9%
% of FP17s for the same patient ID Re-attending between 3 & 9 months - Adults	122	176	69.3%	52.8%	52.1%	50.8%
% of FP17s for Band 1 Urgent Courses	9	345	2.6%	8.8%	9.5%	9.1%
% of FP17s Relating to Free Repair or Replacements	0	345	0.0%	0.8%	0.6%	0.8%
% of FP17s Relating to Continuations	0	345	0.0%	1.0%	0.8%	0.9%
% of Patients satisfied with the dentistry they have received	0	0	N/A	92.3%	92.4%	92.5%
% of Patients satisfied with the time they had to wait for an appointment	0	0	N/A	89.7%	86.3%	87.0%

* This is based on patients treated on this contract for their most recent course of treatment. Figures in italics indicate the base number of FP17s or Patient Questionnaire responses are less than 100. N/A is shown where the base number of responses is less than 10 during the period. % is calculated as Quantity/Base number*100

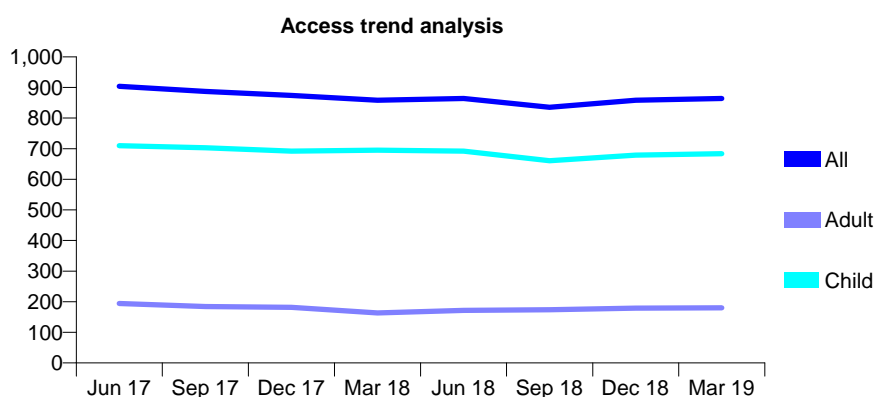
Q65 - Vital Signs At a Glance Contract Report for 176710/0001 - March 2019

Name or company name	Q Dental Care Limited
Contract type name	PDS Contract
Purpose of contract	General and Orthodontic
Contract start date	01/04/2008
Contract end date	31/03/2020

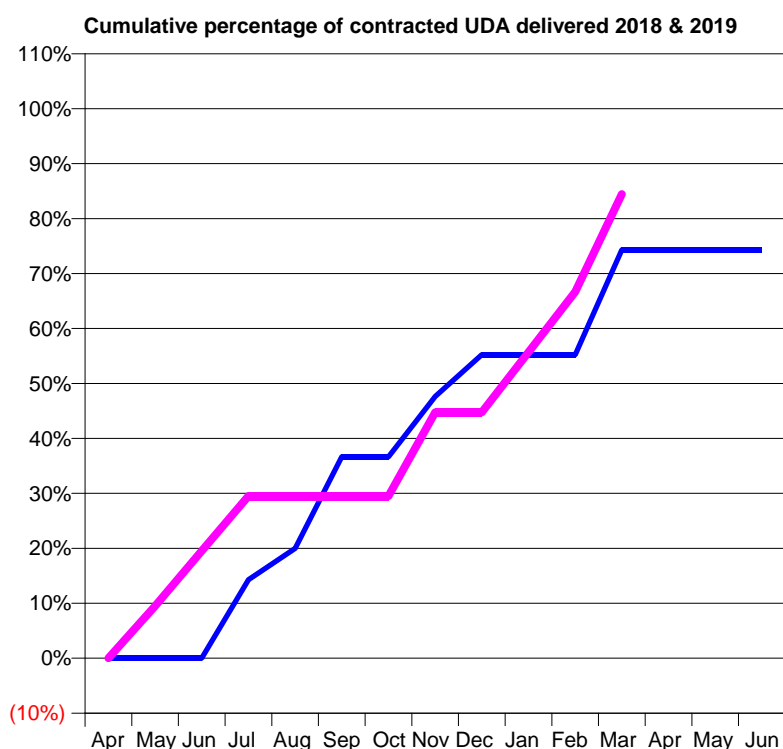
18/19 Contracted general activity (UDA)	630
Carry forward general activity (UDA)	0
18/19 Contracted orthodontic activity (UOA)	15,713
Carry forward orthodontic activity (UOA)	15
Baseline contract value	£1,099,183.80

ACCESS*

Patients seen in 24 months	Total	Change since previous quarter
Quarter ending March 2018	858	
Quarter ending June 2018	864	→
Quarter ending September 2018	835	↓
Quarter ending December 2018	858	↑
Quarter ending March 2019	864	→
Variance since March 2018	0.7%	→



ACTIVITY



Month	2018	2019
April	0	0
May	0	60
June	0	123
July	90	186
August	126	186
September	231	186
October	231	186
November	300	282
December	348	282
January	348	351
February	348	420
March	468	532
April	468	
May	468	
June	468	

QUALITY

	Quantity	Base Number	Contract	AT	Region	England
% of FP17s for the same patient ID Re-attending within 3 months - Children	6	2,204	0.3%	9.5%	11.3%	11.8%
% of FP17s for the same patient ID Re-attending within 3 months - Adults	0	76	0.0%	13.9%	15.4%	15.7%
% of FP17s for the same patient ID Re-attending between 3 & 9 months - Children	19	2,204	0.9%	62.0%	61.3%	58.9%
% of FP17s for the same patient ID Re-attending between 3 & 9 months - Adults	1	76	1.3%	52.8%	52.1%	50.8%
% of FP17s for Band 1 Urgent Courses	0	178	0.0%	8.8%	9.5%	9.1%
% of FP17s Relating to Free Repair or Replacements	0	178	0.0%	0.8%	0.6%	0.8%
% of FP17s Relating to Continuations	0	178	0.0%	1.0%	0.8%	0.9%
% of Patients satisfied with the dentistry they have received	0	0	N/A	92.3%	92.4%	92.5%
% of Patients satisfied with the time they had to wait for an appointment	0	0	N/A	89.7%	86.3%	87.0%

* This is based on patients treated on this contract for their most recent course of treatment.

Figures in italics indicate the base number of FP17s or Patient Questionnaire responses are less than 100. N/A is shown where the base number of responses is less than 10 during the period. % is calculated as Quantity/Base number*100

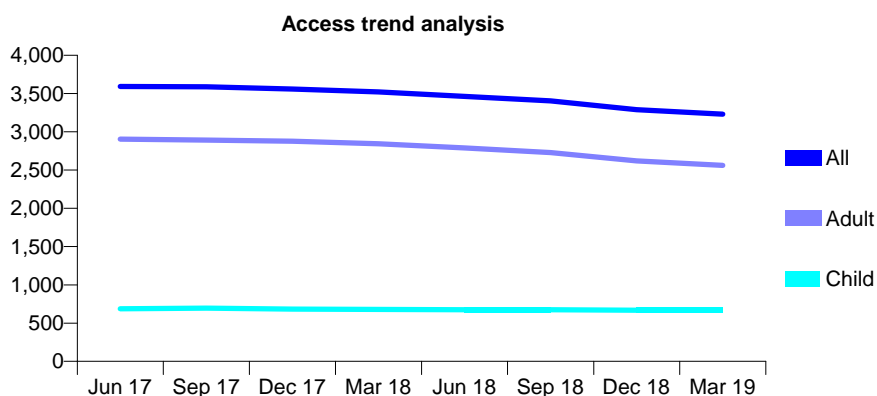
Q65 - Vital Signs At a Glance Contract Report for 177911/0001 - March 2019

Name or company name	Linden Lodge Dental Care Ltd.
Contract type name	GDS Contract
Purpose of contract	General
Contract start date	01/04/2011
Contract end date	

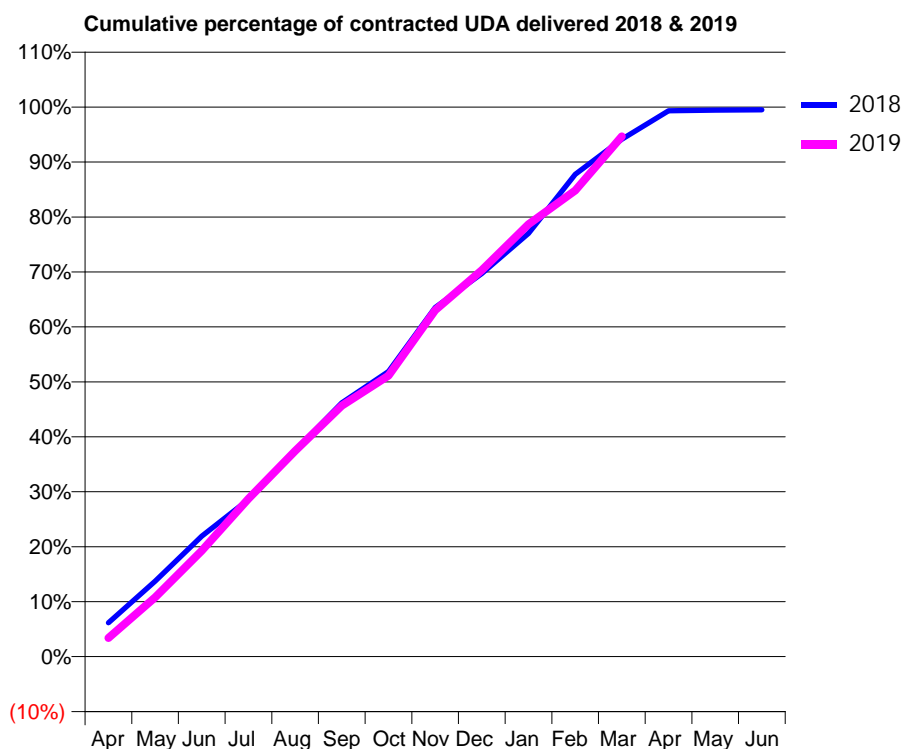
18/19 Contracted general activity (UDA)	9,256
Carry forward general activity (UDA)	48
18/19 Contracted orthodontic activity (UOA)	0
Carry forward orthodontic activity (UOA)	0
Baseline contract value	£252,648.93

ACCESS*

Patients seen in 24 months	Total	Change since previous quarter
Quarter ending March 2018	3,521	
Quarter ending June 2018	3,463	↓
Quarter ending September 2018	3,405	↓
Quarter ending December 2018	3,289	↓
Quarter ending March 2019	3,230	↓
Variance since March 2018	(8.3%)	↓



ACTIVITY



Month	Adjusted Scheduled Activity (UDA)	
	2018	2019
April	570	315
May	1,272	998
June	2,030	1,785
July	2,645	2,660
August	3,472	3,466
September	4,274	4,226
October	4,803	4,732
November	5,881	5,835
December	6,452	6,507
January	7,129	7,281
February	8,123	7,851
March	8,714	8,760
April	9,193	
May	9,204	
June	9,208	

QUALITY

	Quantity	Base Number	Contract	AT	Region	England
% of FP17s for the same patient ID Re-attending within 3 months - Children	63	1,123	5.6%	9.5%	11.3%	11.8%
% of FP17s for the same patient ID Re-attending within 3 months - Adults	502	4,375	11.5%	13.9%	15.4%	15.7%
% of FP17s for the same patient ID Re-attending between 3 & 9 months - Children	822	1,123	73.2%	62.0%	61.3%	58.9%
% of FP17s for the same patient ID Re-attending between 3 & 9 months - Adults	3,200	4,375	73.1%	52.8%	52.1%	50.8%
% of FP17s for Band 1 Urgent Courses	286	5,174	5.5%	8.8%	9.5%	9.1%
% of FP17s Relating to Free Repair or Replacements	10	5,174	0.2%	0.8%	0.6%	0.8%
% of FP17s Relating to Continuations	23	5,174	0.4%	1.0%	0.8%	0.9%
% of Patients satisfied with the dentistry they have received	4	5	N/A	92.3%	92.4%	92.5%
% of Patients satisfied with the time they had to wait for an appointment	4	5	N/A	89.7%	86.3%	87.0%

* This is based on patients treated on this contract for their most recent course of treatment. Figures in italics indicate the base number of FP17s or Patient Questionnaire responses are less than 100. N/A is shown where the base number of responses is less than 10 during the period. % is calculated as Quantity/Base number*100

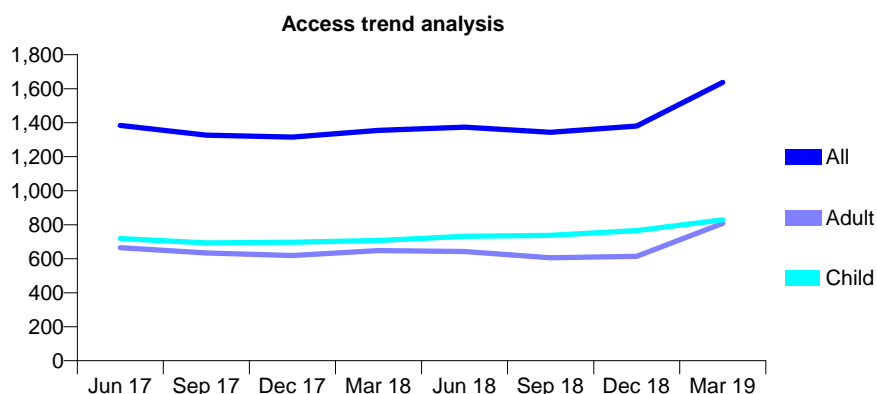
Q65 - Vital Signs At a Glance Contract Report for 180319/0001 - March 2019

Name or company name	High Street Dental Practice Ltd
Contract type name	GDS Contract
Purpose of contract	General
Contract start date	01/08/2008
Contract end date	

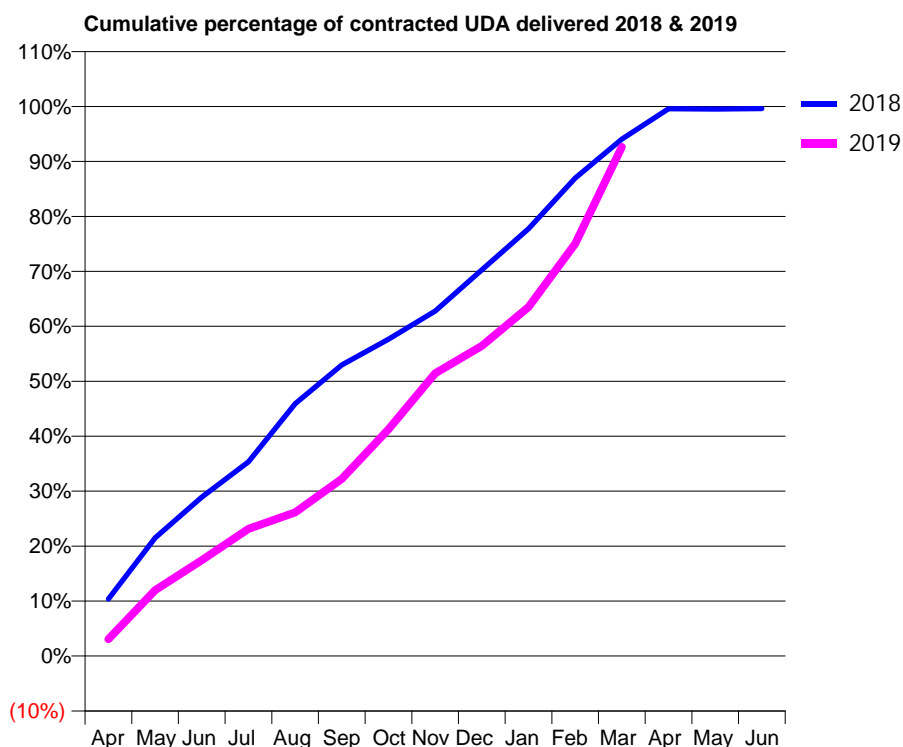
18/19 Contracted general activity (UDA)	4,843
Carry forward general activity (UDA)	19
18/19 Contracted orthodontic activity (UOA)	0
Carry forward orthodontic activity (UOA)	0
Baseline contract value	£108,592.30

ACCESS*

Patients seen in 24 months	Total	Change since previous quarter
Quarter ending March 2018	1,355	
Quarter ending June 2018	1,374	→
Quarter ending September 2018	1,344	↓
Quarter ending December 2018	1,380	↑
Quarter ending March 2019	1,637	↑
Variance since March 2018	20.8%	↑



ACTIVITY



Month	Adjusted Scheduled Activity (UDA)	
	2018	2019
April	504	148
May	1,042	580
June	1,400	844
July	1,712	1,120
August	2,225	1,266
September	2,565	1,560
October	2,791	1,997
November	3,040	2,493
December	3,402	2,734
January	3,764	3,075
February	4,211	3,634
March	4,555	4,485
April	4,822	
May	4,820	
June	4,824	

QUALITY

	Quantity	Base Number	Contract	AT	Region	England
% of FP17s for the same patient ID Re-attending within 3 months - Children	101	1,183	8.5%	9.5%	11.3%	11.8%
% of FP17s for the same patient ID Re-attending within 3 months - Adults	160	972	16.5%	13.9%	15.4%	15.7%
% of FP17s for the same patient ID Re-attending between 3 & 9 months - Children	674	1,183	57.0%	62.0%	61.3%	58.9%
% of FP17s for the same patient ID Re-attending between 3 & 9 months - Adults	393	972	40.4%	52.8%	52.1%	50.8%
% of FP17s for Band 1 Urgent Courses	202	2,044	9.9%	8.8%	9.5%	9.1%
% of FP17s Relating to Free Repair or Replacements	2	2,044	0.1%	0.8%	0.6%	0.8%
% of FP17s Relating to Continuations	0	2,044	0.0%	1.0%	0.8%	0.9%
% of Patients satisfied with the dentistry they have received	0	0	N/A	92.3%	92.4%	92.5%
% of Patients satisfied with the time they had to wait for an appointment	0	0	N/A	89.7%	86.3%	87.0%

* This is based on patients treated on this contract for their most recent course of treatment.

Figures in italics indicate the base number of FP17s or Patient Questionnaire responses are less than 100. N/A is shown where the base number of responses is less than 10 during the period. % is calculated as Quantity/Base number*100

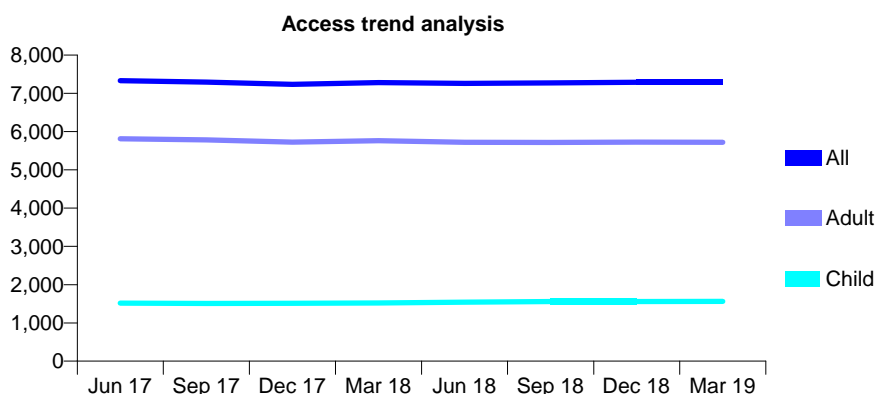
Q65 - Vital Signs At a Glance Contract Report for 181773/0001 - March 2019

Name or company name	Frampton Dental Practice
Contract type name	GDS Contract
Purpose of contract	General
Contract start date	06/01/2012
Contract end date	

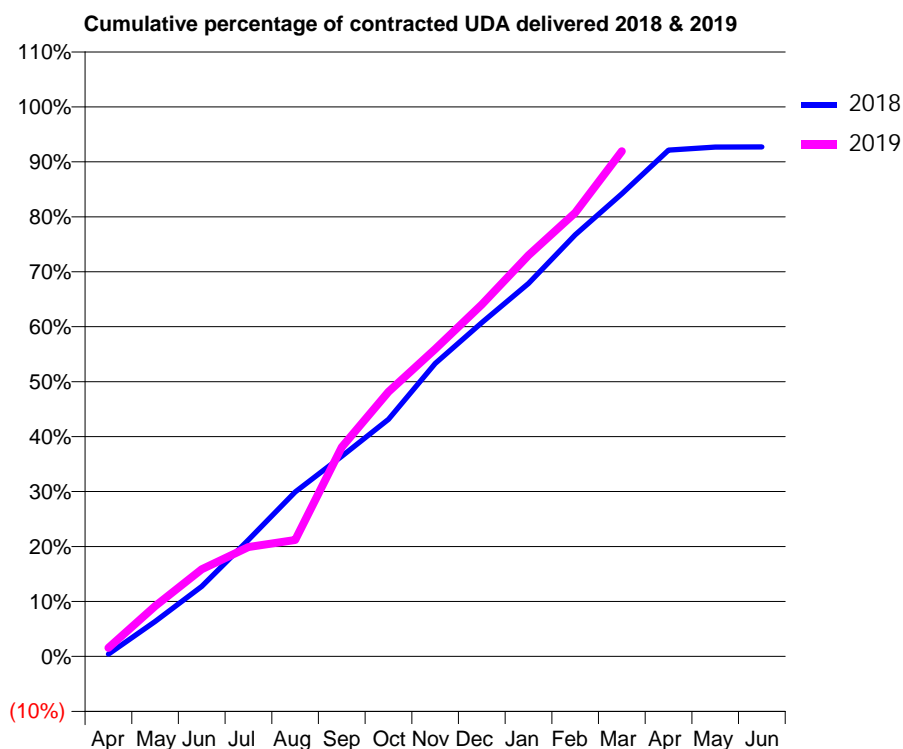
18/19 Contracted general activity (UDA)	16,009
Carry forward general activity (UDA)	0
18/19 Contracted orthodontic activity (UOA)	0
Carry forward orthodontic activity (UOA)	0
Baseline contract value	£330,037.43

ACCESS*

Patients seen in 24 months	Total	Change since previous quarter
Quarter ending March 2018	7,281	
Quarter ending June 2018	7,260	→
Quarter ending September 2018	7,272	→
Quarter ending December 2018	7,287	→
Quarter ending March 2019	7,287	→
Variance since March 2018	0.1%	→



ACTIVITY



Month	Adjusted Scheduled Activity (UDA)	
	2018	2019
April	71	252
May	1,059	1,467
June	2,119	2,540
July	3,523	3,189
August	4,973	3,394
September	6,049	6,097
October	7,168	7,709
November	8,852	8,953
December	10,087	10,252
January	11,273	11,684
February	12,741	12,928
March	13,978	14,713
April	15,303	
May	15,394	
June	15,398	

QUALITY

	Quantity	Base Number	Contract	AT	Region	England
% of FP17s for the same patient ID Re-attending within 3 months - Children	152	2,316	6.6%	9.5%	11.3%	11.8%
% of FP17s for the same patient ID Re-attending within 3 months - Adults	1,195	7,725	15.5%	13.9%	15.4%	15.7%
% of FP17s for the same patient ID Re-attending between 3 & 9 months - Children	1,401	2,316	60.5%	62.0%	61.3%	58.9%
% of FP17s for the same patient ID Re-attending between 3 & 9 months - Adults	3,650	7,725	47.2%	52.8%	52.1%	50.8%
% of FP17s for Band 1 Urgent Courses	1,344	9,219	14.6%	8.8%	9.5%	9.1%
% of FP17s Relating to Free Repair or Replacements	103	9,219	1.1%	0.8%	0.6%	0.8%
% of FP17s Relating to Continuations	60	9,219	0.7%	1.0%	0.8%	0.9%
% of Patients satisfied with the dentistry they have received	13	13	100.0%	92.3%	92.4%	92.5%
% of Patients satisfied with the time they had to wait for an appointment	13	13	100.0%	89.7%	86.3%	87.0%

* This is based on patients treated on this contract for their most recent course of treatment.

Figures in italics indicate the base number of FP17s or Patient Questionnaire responses are less than 100. N/A is shown where the base number of responses is less than 10 during the period. % is calculated as Quantity/Base number*100

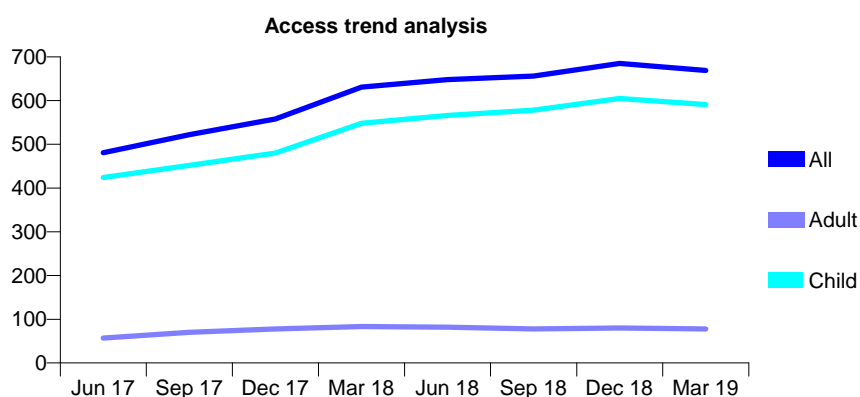
Q65 - Vital Signs At a Glance Contract Report for 183644/0001 - March 2019

Name or company name	Frome Dental Surgery Limited
Contract type name	GDS Contract
Purpose of contract	General
Contract start date	16/03/2015
Contract end date	

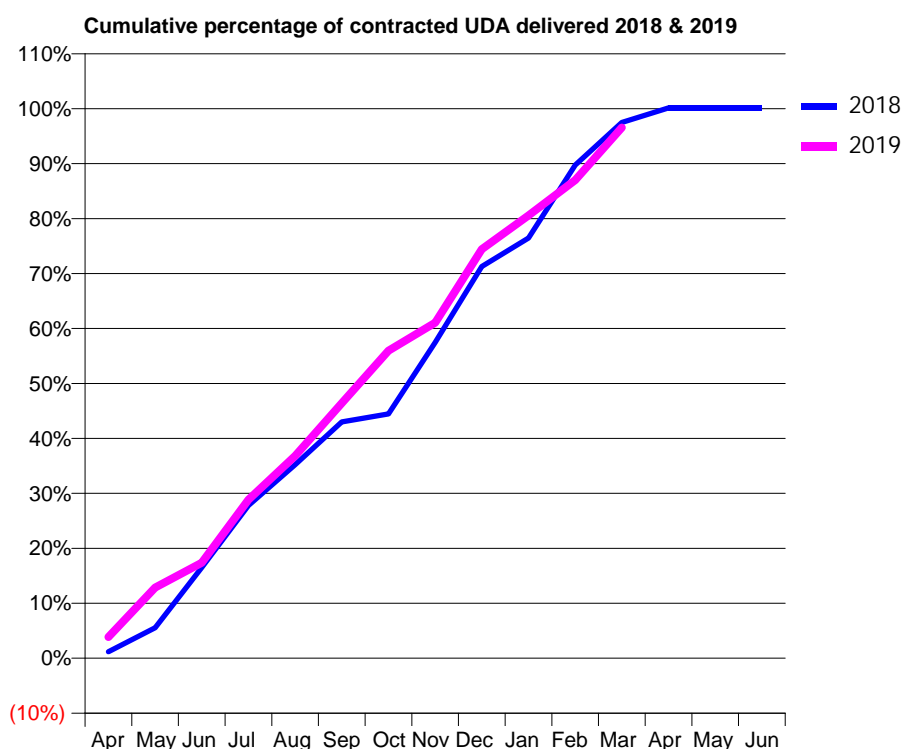
18/19 Contracted general activity (UDA)	1,630
Carry forward general activity (UDA)	-2
18/19 Contracted orthodontic activity (UOA)	0
Carry forward orthodontic activity (UOA)	0
Baseline contract value	£39,881.27

ACCESS*

Patients seen in 24 months	Total	Change since previous quarter
Quarter ending March 2018	631	
Quarter ending June 2018	648	↑
Quarter ending September 2018	656	→
Quarter ending December 2018	685	↑
Quarter ending March 2019	669	↓
Variance since March 2018	6.0%	↑



ACTIVITY



Month	2018	2019
April	19	63
May	90	210
June	269	284
July	453	470
August	574	600
September	701	757
October	725	912
November	937	995
December	1,162	1,213
January	1,246	1,313
February	1,463	1,418
March	1,589	1,574
April	1,632	
May	1,632	
June	1,632	

QUALITY

	Quantity	Base Number	Contract	AT	Region	England
% of FP17s for the same patient ID Re-attending within 3 months - Children	117	1,098	10.7%	9.5%	11.3%	11.8%
% of FP17s for the same patient ID Re-attending within 3 months - Adults	1	48	2.1%	13.9%	15.4%	15.7%
% of FP17s for the same patient ID Re-attending between 3 & 9 months - Children	738	1,098	67.2%	62.0%	61.3%	58.9%
% of FP17s for the same patient ID Re-attending between 3 & 9 months - Adults	31	48	64.6%	52.8%	52.1%	50.8%
% of FP17s for Band 1 Urgent Courses	18	1,109	1.6%	8.8%	9.5%	9.1%
% of FP17s Relating to Free Repair or Replacements	0	1,109	0.0%	0.8%	0.6%	0.8%
% of FP17s Relating to Continuations	16	1,109	1.4%	1.0%	0.8%	0.9%
% of Patients satisfied with the dentistry they have received	0	0	N/A	92.3%	92.4%	92.5%
% of Patients satisfied with the time they had to wait for an appointment	0	0	N/A	89.7%	86.3%	87.0%

* This is based on patients treated on this contract for their most recent course of treatment.

Figures in italics indicate the base number of FP17s or Patient Questionnaire responses are less than 100. N/A is shown where the base number of responses is less than 10 during the period. % is calculated as Quantity/Base number*100

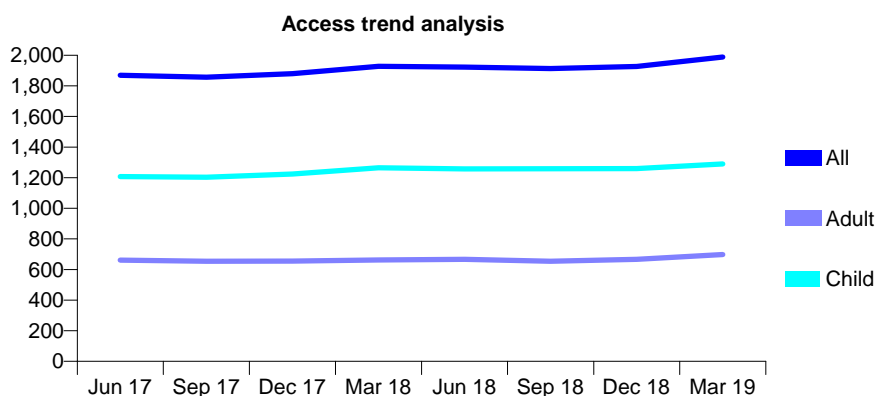
Q65 - Vital Signs At a Glance Contract Report for 183733/0001 - March 2019

Name or company name	Rock House Dental Practice
Contract type name	GDS Contract
Purpose of contract	General
Contract start date	26/02/2014
Contract end date	

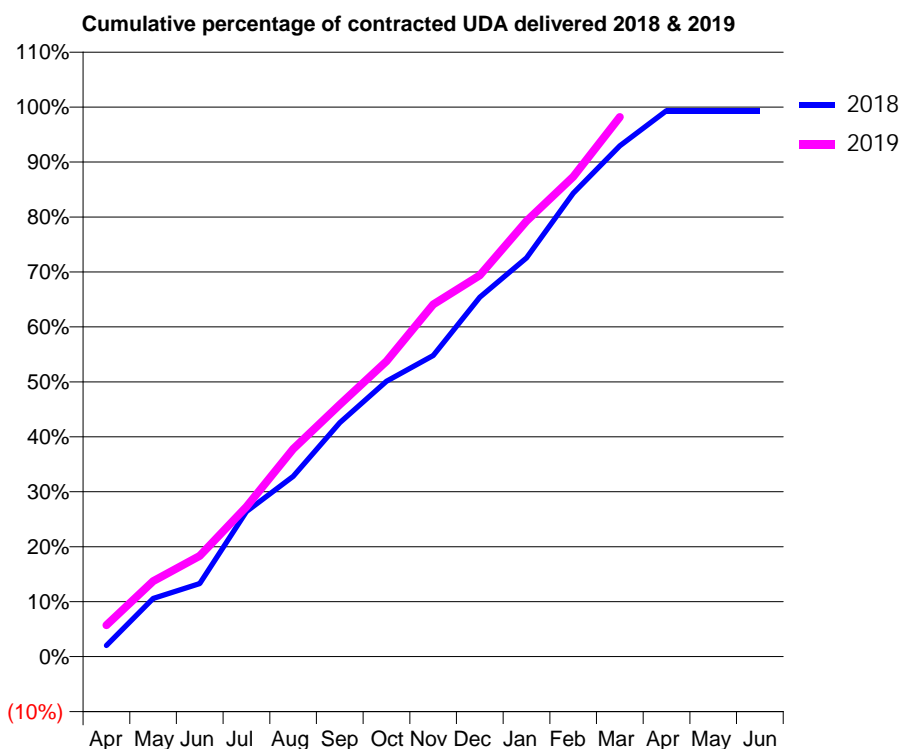
18/19 Contracted general activity (UDA)	3,500
Carry forward general activity (UDA)	23
18/19 Contracted orthodontic activity (UOA)	0
Carry forward orthodontic activity (UOA)	0
Baseline contract value	£112,599.13

ACCESS*

Patients seen in 24 months	Total	Change since previous quarter
Quarter ending March 2018	1,928	
Quarter ending June 2018	1,923	→
Quarter ending September 2018	1,913	→
Quarter ending December 2018	1,926	→
Quarter ending March 2019	1,988	↑
Variance since March 2018	3.1%	↑



ACTIVITY



Month	Adjusted Scheduled Activity (UDA)	
	2018	2019
April	71	200
May	371	480
June	465	642
July	924	955
August	1,149	1,323
September	1,489	1,605
October	1,754	1,881
November	1,918	2,243
December	2,289	2,429
January	2,540	2,775
February	2,951	3,057
March	3,253	3,437
April	3,477	
May	3,477	
June	3,477	

QUALITY

	Quantity	Base Number	Contract	AT	Region	England
% of FP17s for the same patient ID Re-attending within 3 months - Children	141	1,926	7.3%	9.5%	11.3%	11.8%
% of FP17s for the same patient ID Re-attending within 3 months - Adults	52	606	8.6%	13.9%	15.4%	15.7%
% of FP17s for the same patient ID Re-attending between 3 & 9 months - Children	1,119	1,926	58.1%	62.0%	61.3%	58.9%
% of FP17s for the same patient ID Re-attending between 3 & 9 months - Adults	231	606	38.1%	52.8%	52.1%	50.8%
% of FP17s for Band 1 Urgent Courses	187	2,404	7.8%	8.8%	9.5%	9.1%
% of FP17s Relating to Free Repair or Replacements	0	2,404	0.0%	0.8%	0.6%	0.8%
% of FP17s Relating to Continuations	1	2,404	0.0%	1.0%	0.8%	0.9%
% of Patients satisfied with the dentistry they have received	1	1	N/A	92.3%	92.4%	92.5%
% of Patients satisfied with the time they had to wait for an appointment	0	1	N/A	89.7%	86.3%	87.0%

* This is based on patients treated on this contract for their most recent course of treatment. Figures in italics indicate the base number of FP17s or Patient Questionnaire responses are less than 100. N/A is shown where the base number of responses is less than 10 during the period. % is calculated as Quantity/Base number*100

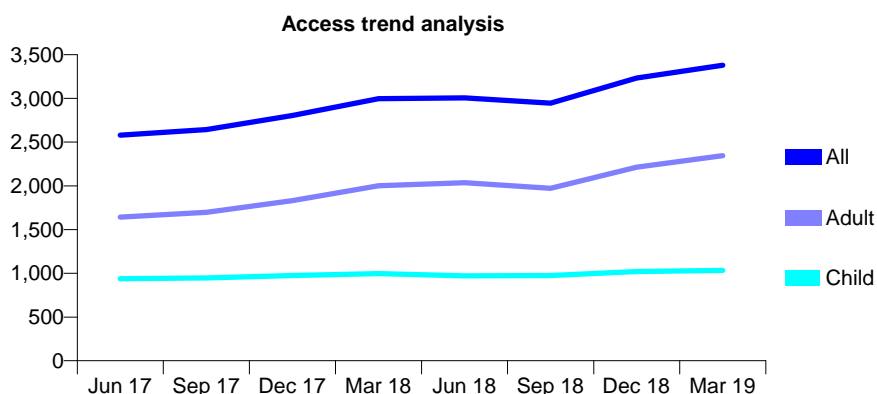
Q65 - Vital Signs At a Glance Contract Report for 183849/0001 - March 2019

Name or company name	Kings Road Dental Practice
Contract type name	GDS Contract
Purpose of contract	General
Contract start date	01/03/2011
Contract end date	

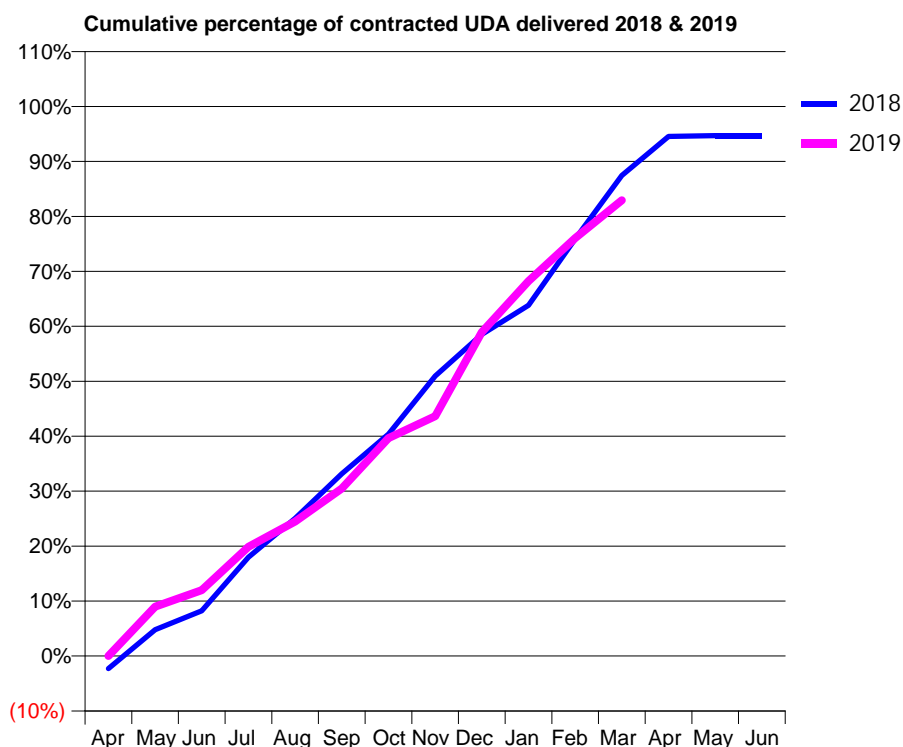
18/19 Contracted general activity (UDA)	9,580
Carry forward general activity (UDA)	0
18/19 Contracted orthodontic activity (UOA)	0
Carry forward orthodontic activity (UOA)	0
Baseline contract value	£249,842.18

ACCESS*

Patients seen in 24 months	Total	Change since previous quarter
Quarter ending March 2018	2,997	
Quarter ending June 2018	3,007	→
Quarter ending September 2018	2,946	↓
Quarter ending December 2018	3,233	↑
Quarter ending March 2019	3,378	↑
Variance since March 2018	12.7%	↑



ACTIVITY



Month	Adjusted Scheduled Activity (UDA)	
	2018	2019
April	-221	0
May	460	861
June	790	1,149
July	1,724	1,904
August	2,400	2,345
September	3,176	2,920
October	3,868	3,800
November	4,881	4,182
December	5,606	5,647
January	6,115	6,536
February	7,272	7,284
March	8,377	7,944
April	9,057	
May	9,072	
June	9,072	

QUALITY

	Quantity	Base Number	Contract	AT	Region	England
% of FP17s for the same patient ID Re-attending within 3 months - Children	118	1,424	8.3%	9.5%	11.3%	11.8%
% of FP17s for the same patient ID Re-attending within 3 months - Adults	433	2,807	15.4%	13.9%	15.4%	15.7%
% of FP17s for the same patient ID Re-attending between 3 & 9 months - Children	827	1,424	58.1%	62.0%	61.3%	58.9%
% of FP17s for the same patient ID Re-attending between 3 & 9 months - Adults	1,202	2,807	42.8%	52.8%	52.1%	50.8%
% of FP17s for Band 1 Urgent Courses	345	4,011	8.6%	8.8%	9.5%	9.1%
% of FP17s Relating to Free Repair or Replacements	19	4,011	0.5%	0.8%	0.6%	0.8%
% of FP17s Relating to Continuations	11	4,011	0.3%	1.0%	0.8%	0.9%
% of Patients satisfied with the dentistry they have received	2	2	N/A	92.3%	92.4%	92.5%
% of Patients satisfied with the time they had to wait for an appointment	1	2	N/A	89.7%	86.3%	87.0%

* This is based on patients treated on this contract for their most recent course of treatment. Figures in italics indicate the base number of FP17s or Patient Questionnaire responses are less than 100. N/A is shown where the base number of responses is less than 10 during the period. % is calculated as Quantity/Base number*100

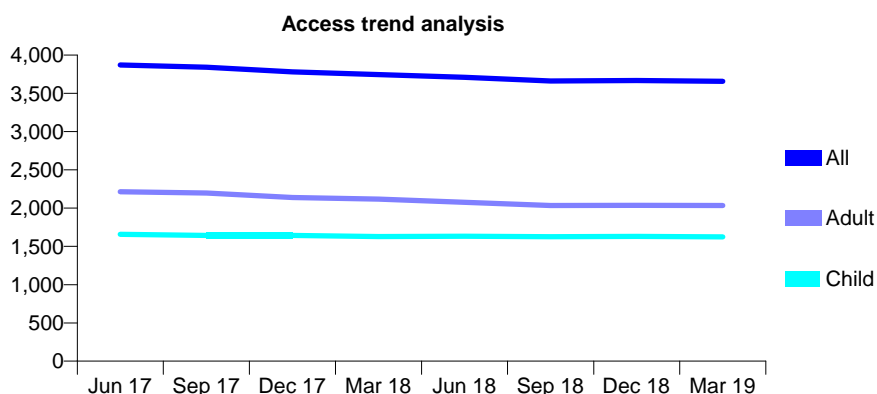
Q65 - Vital Signs At a Glance Contract Report for 185086/0001 - March 2019

Name or company name	The New Chestnuts Dental Practice
Contract type name	GDS Contract
Purpose of contract	General
Contract start date	01/04/2006
Contract end date	

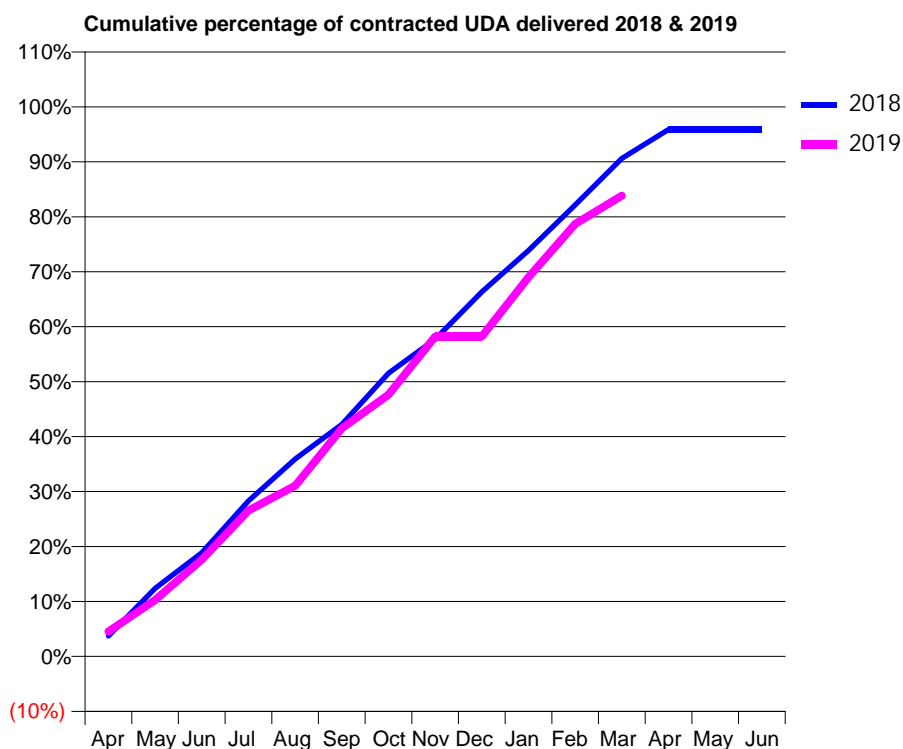
18/19 Contracted general activity (UDA)	9,148
Carry forward general activity (UDA)	0
18/19 Contracted orthodontic activity (UOA)	0
Carry forward orthodontic activity (UOA)	0
Baseline contract value	£206,362.59

ACCESS*

Patients seen in 24 months	Total	Change since previous quarter
Quarter ending March 2018	3,744	
Quarter ending June 2018	3,710	→
Quarter ending September 2018	3,661	↓
Quarter ending December 2018	3,668	→
Quarter ending March 2019	3,658	→
Variance since March 2018	(2.3%)	↓



ACTIVITY



Month	2018	2019
April	341	414
May	1,134	941
June	1,725	1,611
July	2,589	2,429
August	3,288	2,842
September	3,863	3,795
October	4,713	4,356
November	5,281	5,324
December	6,069	5,324
January	6,756	6,311
February	7,515	7,200
March	8,290	7,669
April	8,771	
May	8,771	
June	8,773	

QUALITY

	Quantity	Base Number	Contract	AT	Region	England
% of FP17s for the same patient ID Re-attending within 3 months - Children	192	2,614	7.3%	9.5%	11.3%	11.8%
% of FP17s for the same patient ID Re-attending within 3 months - Adults	341	2,927	11.7%	13.9%	15.4%	15.7%
% of FP17s for the same patient ID Re-attending between 3 & 9 months - Children	1,806	2,614	69.1%	62.0%	61.3%	58.9%
% of FP17s for the same patient ID Re-attending between 3 & 9 months - Adults	1,959	2,927	66.9%	52.8%	52.1%	50.8%
% of FP17s for Band 1 Urgent Courses	384	5,250	7.3%	8.8%	9.5%	9.1%
% of FP17s Relating to Free Repair or Replacements	13	5,250	0.2%	0.8%	0.6%	0.8%
% of FP17s Relating to Continuations	12	5,250	0.2%	1.0%	0.8%	0.9%
% of Patients satisfied with the dentistry they have received	1	1	N/A	92.3%	92.4%	92.5%
% of Patients satisfied with the time they had to wait for an appointment	1	1	N/A	89.7%	86.3%	87.0%

* This is based on patients treated on this contract for their most recent course of treatment. Figures in italics indicate the base number of FP17s or Patient Questionnaire responses are less than 100. N/A is shown where the base number of responses is less than 10 during the period. % is calculated as Quantity/Base number*100

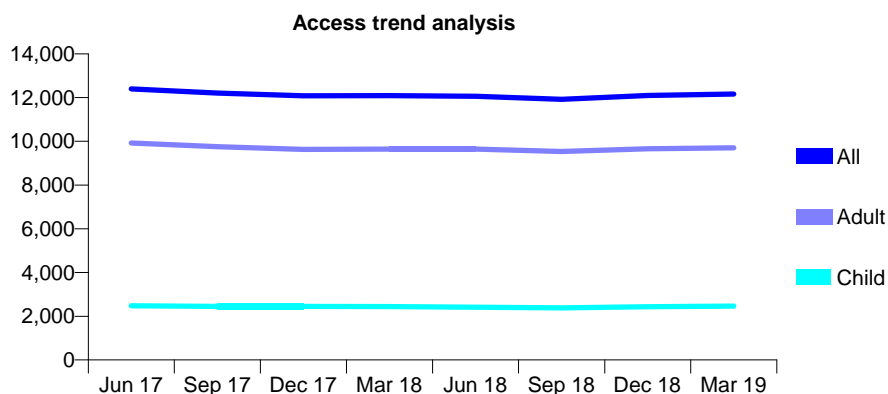
Q65 - Vital Signs At a Glance Contract Report for 186619/0001 - March 2019

Name or company name	Nigel Reynolds Limited
Contract type name	GDS Contract
Purpose of contract	General
Contract start date	01/06/2008
Contract end date	

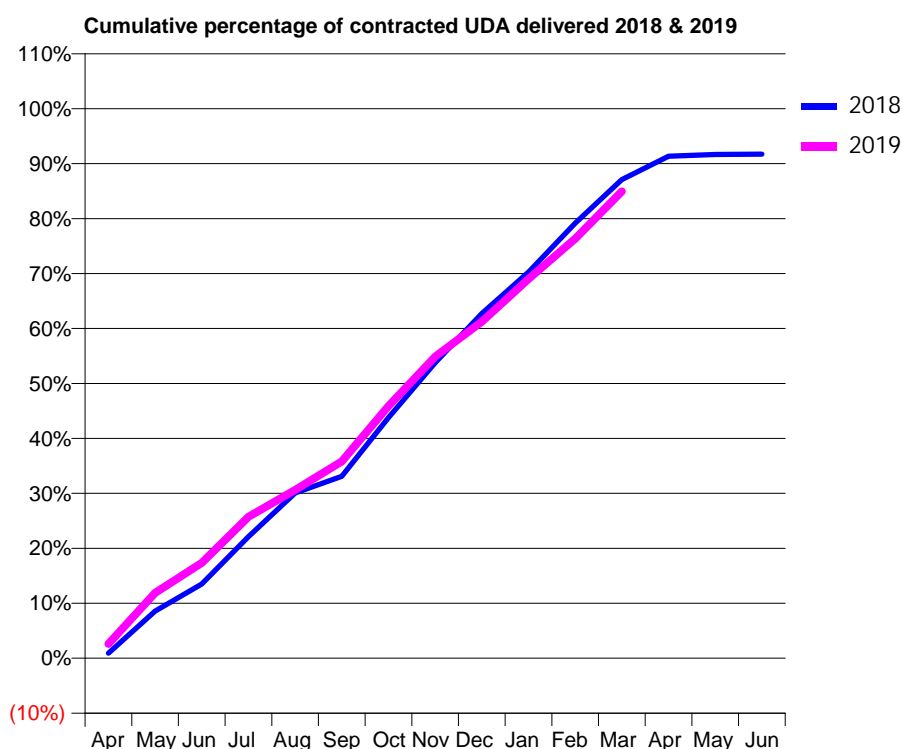
18/19 Contracted general activity (UDA)	34,077
Carry forward general activity (UDA)	0
18/19 Contracted orthodontic activity (UOA)	0
Carry forward orthodontic activity (UOA)	0
Baseline contract value	£788,000.70

ACCESS*

Patients seen in 24 months	Total	Change since previous quarter
Quarter ending March 2018	12,087	
Quarter ending June 2018	12,061	→
Quarter ending September 2018	11,920	↓
Quarter ending December 2018	12,093	→
Quarter ending March 2019	12,162	→
Variance since March 2018	0.6%	→



ACTIVITY



Month	Adjusted Scheduled Activity (UDA)	
	2018	2019
April	318	889
May	2,922	4,053
June	4,600	5,907
July	7,537	8,767
August	10,248	10,444
September	11,287	12,200
October	14,918	15,632
November	18,322	18,705
December	21,369	20,869
January	23,943	23,513
February	26,979	26,019
March	29,679	28,948
April	31,129	
May	31,241	
June	31,254	

QUALITY

	Quantity	Base Number	Contract	AT	Region	England
% of FP17s for the same patient ID Re-attending within 3 months - Children	290	3,921	7.4%	9.5%	11.3%	11.8%
% of FP17s for the same patient ID Re-attending within 3 months - Adults	2,122	14,779	14.4%	13.9%	15.4%	15.7%
% of FP17s for the same patient ID Re-attending between 3 & 9 months - Children	2,572	3,921	65.6%	62.0%	61.3%	58.9%
% of FP17s for the same patient ID Re-attending between 3 & 9 months - Adults	8,811	14,779	59.6%	52.8%	52.1%	50.8%
% of FP17s for Band 1 Urgent Courses	1,268	17,828	7.1%	8.8%	9.5%	9.1%
% of FP17s Relating to Free Repair or Replacements	139	17,828	0.8%	0.8%	0.6%	0.8%
% of FP17s Relating to Continuations	73	17,828	0.4%	1.0%	0.8%	0.9%
% of Patients satisfied with the dentistry they have received	8	8	N/A	92.3%	92.4%	92.5%
% of Patients satisfied with the time they had to wait for an appointment	7	8	N/A	89.7%	86.3%	87.0%

* This is based on patients treated on this contract for their most recent course of treatment.

Figures in italics indicate the base number of FP17s or Patient Questionnaire responses are less than 100. N/A is shown where the base number of responses is less than 10 during the period. % is calculated as Quantity/Base number*100

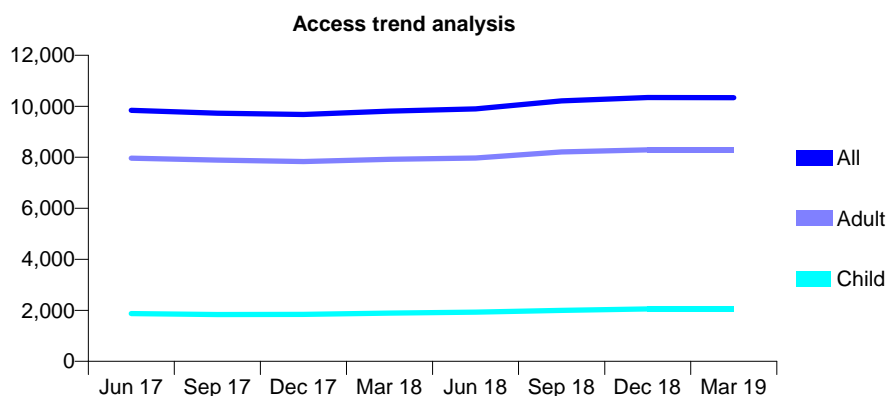
Q65 - Vital Signs At a Glance Contract Report for 186716/0001 - March 2019

Name or company name	Parkfield Dental Surgery Ltd
Contract type name	GDS Contract
Purpose of contract	General and Orthodontic
Contract start date	01/04/2007
Contract end date	

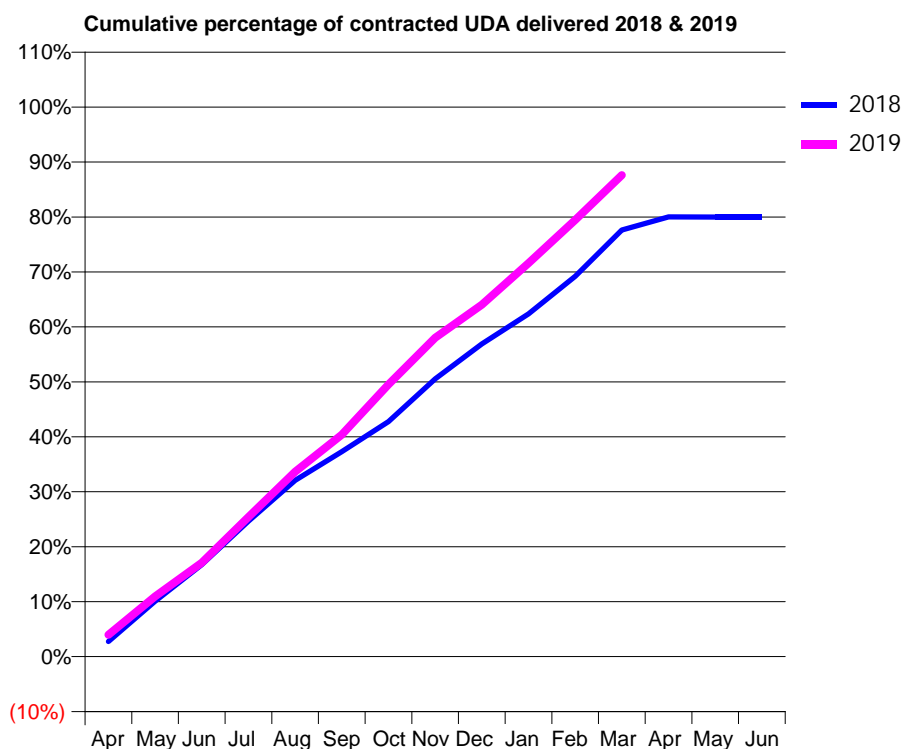
18/19 Contracted general activity (UDA)	29,027
Carry forward general activity (UDA)	0
18/19 Contracted orthodontic activity (UOA)	260
Carry forward orthodontic activity (UOA)	0
Baseline contract value	£722,834.35

ACCESS*

Patients seen in 24 months	Total	Change since previous quarter
Quarter ending March 2018	9,814	
Quarter ending June 2018	9,900	→
Quarter ending September 2018	10,214	↑
Quarter ending December 2018	10,346	→
Quarter ending March 2019	10,342	→
Variance since March 2018	5.4%	↑



ACTIVITY



Month	Adjusted Scheduled Activity (UDA)	
	2018	2019
April	798	1,148
May	2,934	3,180
June	4,860	4,965
July	7,152	7,380
August	9,308	9,768
September	10,820	11,723
October	12,415	14,370
November	14,672	16,845
December	16,514	18,584
January	18,099	20,784
February	20,096	23,066
March	22,527	25,429
April	23,226	
May	23,221	
June	23,222	

QUALITY

	Quantity	Base Number	Contract	AT	Region	England
% of FP17s for the same patient ID Re-attending within 3 months - Children	229	3,309	6.9%	9.5%	11.3%	11.8%
% of FP17s for the same patient ID Re-attending within 3 months - Adults	1,670	11,719	14.3%	13.9%	15.4%	15.7%
% of FP17s for the same patient ID Re-attending between 3 & 9 months - Children	2,161	3,309	65.3%	62.0%	61.3%	58.9%
% of FP17s for the same patient ID Re-attending between 3 & 9 months - Adults	5,288	11,719	45.1%	52.8%	52.1%	50.8%
% of FP17s for Band 1 Urgent Courses	1,087	13,824	7.9%	8.8%	9.5%	9.1%
% of FP17s Relating to Free Repair or Replacements	144	13,824	1.0%	0.8%	0.6%	0.8%
% of FP17s Relating to Continuations	107	13,824	0.8%	1.0%	0.8%	0.9%
% of Patients satisfied with the dentistry they have received	4	5	N/A	92.3%	92.4%	92.5%
% of Patients satisfied with the time they had to wait for an appointment	4	5	N/A	89.7%	86.3%	87.0%

* This is based on patients treated on this contract for their most recent course of treatment. Figures in italics indicate the base number of FP17s or Patient Questionnaire responses are less than 100. N/A is shown where the base number of responses is less than 10 during the period. % is calculated as Quantity/Base number*100

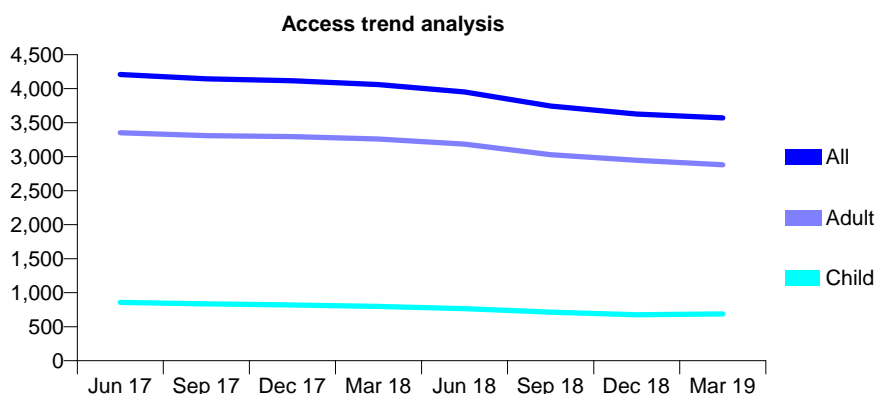
Q65 - Vital Signs At a Glance Contract Report for 186716/0003 - March 2019

Name or company name	Parkfield Dental Surgery Ltd
Contract type name	GDS Contract
Purpose of contract	General
Contract start date	01/03/2010
Contract end date	

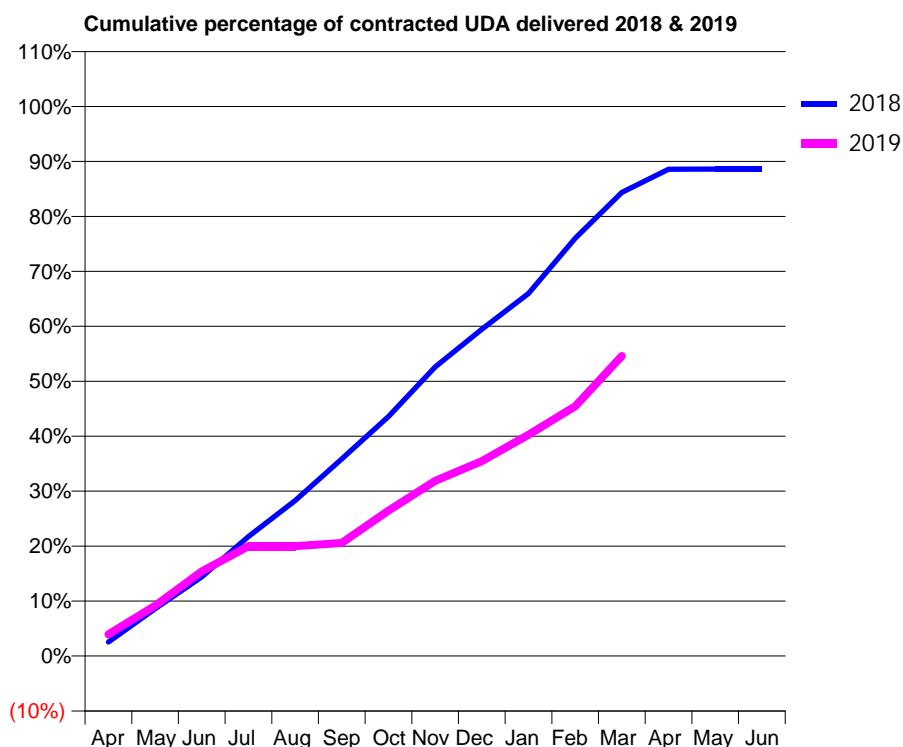
18/19 Contracted general activity (UDA)	14,550
Carry forward general activity (UDA)	0
18/19 Contracted orthodontic activity (UOA)	0
Carry forward orthodontic activity (UOA)	0
Baseline contract value	£339,498.36

ACCESS*

Patients seen in 24 months	Total	Change since previous quarter
Quarter ending March 2018	4,059	
Quarter ending June 2018	3,951	↓
Quarter ending September 2018	3,745	↓
Quarter ending December 2018	3,626	↓
Quarter ending March 2019	3,571	↓
Variance since March 2018	(12.0%)	↓



ACTIVITY



Month	Adjusted Scheduled Activity (UDA)	
	2018	2019
April	372	572
May	1,251	1,332
June	2,096	2,241
July	3,162	2,910
August	4,116	2,910
September	5,219	2,996
October	6,342	3,849
November	7,652	4,639
December	8,647	5,162
January	9,599	5,859
February	11,060	6,612
March	12,276	7,941
April	12,891	
May	12,892	
June	12,894	

QUALITY

	Quantity	Base Number	Contract	AT	Region	England
% of FP17s for the same patient ID Re-attending within 3 months - Children	89	844	10.5%	9.5%	11.3%	11.8%
% of FP17s for the same patient ID Re-attending within 3 months - Adults	593	3,724	15.9%	13.9%	15.4%	15.7%
% of FP17s for the same patient ID Re-attending between 3 & 9 months - Children	440	844	52.1%	62.0%	61.3%	58.9%
% of FP17s for the same patient ID Re-attending between 3 & 9 months - Adults	2,176	3,724	58.4%	52.8%	52.1%	50.8%
% of FP17s for Band 1 Urgent Courses	357	4,289	8.3%	8.8%	9.5%	9.1%
% of FP17s Relating to Free Repair or Replacements	64	4,289	1.5%	0.8%	0.6%	0.8%
% of FP17s Relating to Continuations	32	4,289	0.7%	1.0%	0.8%	0.9%
% of Patients satisfied with the dentistry they have received	3	3	N/A	92.3%	92.4%	92.5%
% of Patients satisfied with the time they had to wait for an appointment	2	3	N/A	89.7%	86.3%	87.0%

* This is based on patients treated on this contract for their most recent course of treatment. Figures in italics indicate the base number of FP17s or Patient Questionnaire responses are less than 100. N/A is shown where the base number of responses is less than 10 during the period. % is calculated as Quantity/Base number*100

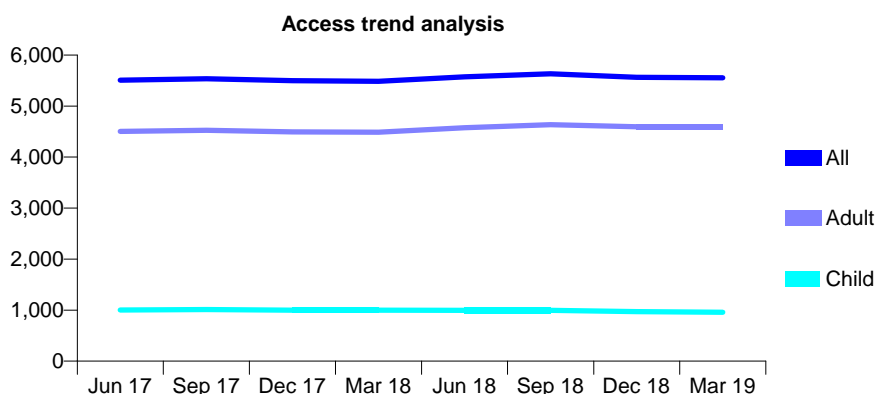
Q65 - Vital Signs At a Glance Contract Report for 186716/0004 - March 2019

Name or company name	Parkfield Dental Surgery Ltd
Contract type name	GDS Contract
Purpose of contract	General
Contract start date	09/05/2011
Contract end date	

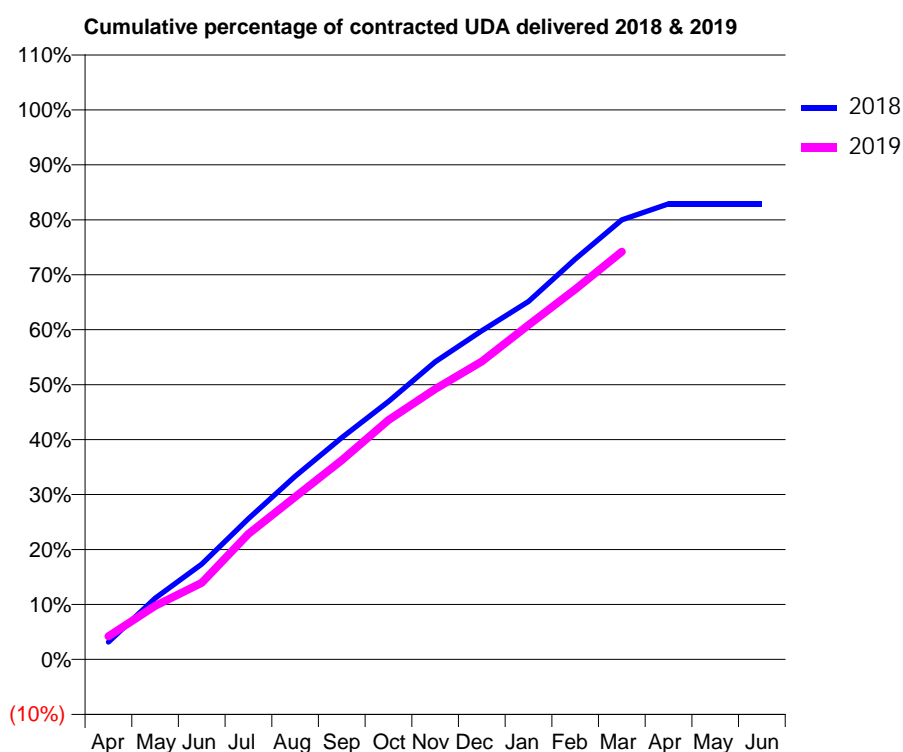
18/19 Contracted general activity (UDA)	18,000
Carry forward general activity (UDA)	0
18/19 Contracted orthodontic activity (UOA)	0
Carry forward orthodontic activity (UOA)	0
Baseline contract value	£491,209.08

ACCESS*

Patients seen in 24 months	Total	Change since previous quarter
Quarter ending March 2018	5,487	
Quarter ending June 2018	5,573	→
Quarter ending September 2018	5,632	→
Quarter ending December 2018	5,566	↓
Quarter ending March 2019	5,553	→
Variance since March 2018	1.2%	→



ACTIVITY



Month	Adjusted Scheduled Activity (UDA)	
	2018	2019
April	569	760
May	2,006	1,754
June	3,122	2,509
July	4,612	4,113
August	6,000	5,323
September	7,263	6,525
October	8,445	7,836
November	9,749	8,857
December	10,764	9,759
January	11,725	10,952
February	13,115	12,122
March	14,399	13,353
April	14,925	
May	14,921	
June	14,922	

QUALITY

	Quantity	Base Number	Contract	AT	Region	England
% of FP17s for the same patient ID Re-attending within 3 months - Children	126	1,655	7.6%	9.5%	11.3%	11.8%
% of FP17s for the same patient ID Re-attending within 3 months - Adults	1,276	7,662	16.7%	13.9%	15.4%	15.7%
% of FP17s for the same patient ID Re-attending between 3 & 9 months - Children	1,167	1,655	70.5%	62.0%	61.3%	58.9%
% of FP17s for the same patient ID Re-attending between 3 & 9 months - Adults	4,660	7,662	60.8%	52.8%	52.1%	50.8%
% of FP17s for Band 1 Urgent Courses	890	7,796	11.4%	8.8%	9.5%	9.1%
% of FP17s Relating to Free Repair or Replacements	257	7,796	3.3%	0.8%	0.6%	0.8%
% of FP17s Relating to Continuations	86	7,796	1.1%	1.0%	0.8%	0.9%
% of Patients satisfied with the dentistry they have received	10	11	90.9%	92.3%	92.4%	92.5%
% of Patients satisfied with the time they had to wait for an appointment	10	11	90.9%	89.7%	86.3%	87.0%

* This is based on patients treated on this contract for their most recent course of treatment. Figures in italics indicate the base number of FP17s or Patient Questionnaire responses are less than 100. N/A is shown where the base number of responses is less than 10 during the period. % is calculated as Quantity/Base number*100

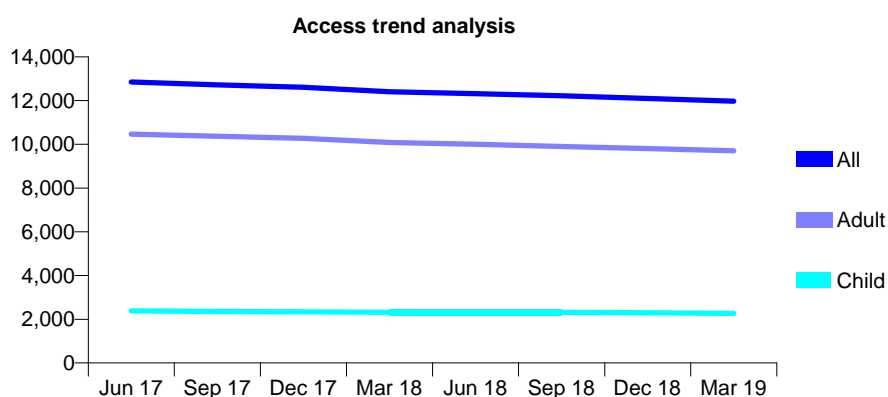
Q65 - Vital Signs At a Glance Contract Report for 187321/0001 - March 2019

Name or company name	Phoenix Dental Ltd.,
Contract type name	GDS Contract
Purpose of contract	General
Contract start date	01/05/2007
Contract end date	

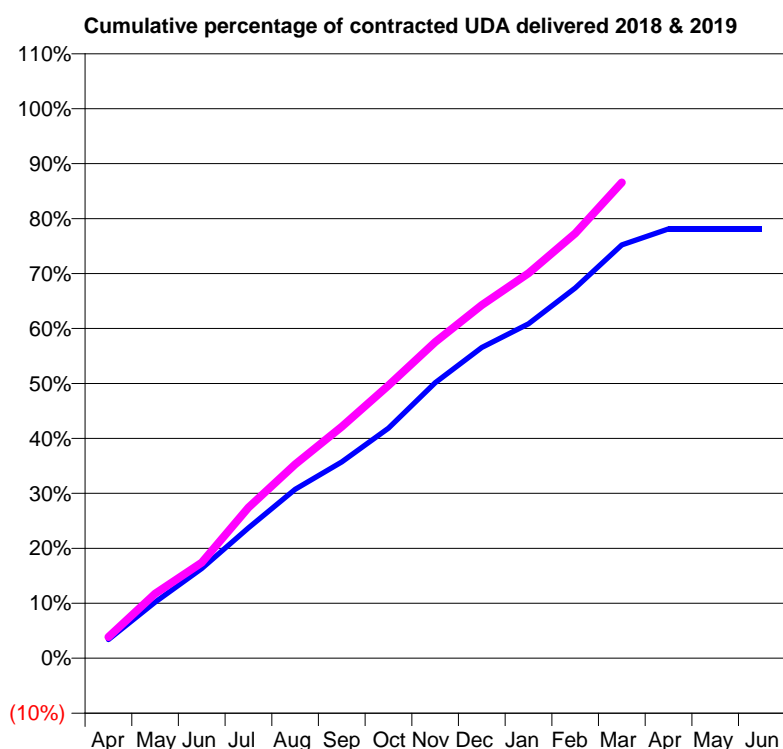
18/19 Contracted general activity (UDA)	33,000
Carry forward general activity (UDA)	0
18/19 Contracted orthodontic activity (UOA)	0
Carry forward orthodontic activity (UOA)	0
Baseline contract value	£719,134.01

ACCESS*

Patients seen in 24 months	Total	Change since previous quarter
Quarter ending March 2018	12,403	
Quarter ending June 2018	12,320	→
Quarter ending September 2018	12,220	→
Quarter ending December 2018	12,102	→
Quarter ending March 2019	11,970	↓
Variance since March 2018	(3.5%)	↓



ACTIVITY



Month	2018	2019
April	1,347	1,277
May	4,032	3,880
June	6,458	5,746
July	9,377	9,052
August	12,157	11,640
September	14,129	13,894
October	16,558	16,384
November	19,818	18,986
December	22,362	21,201
January	24,061	23,113
February	26,644	25,509
March	29,747	28,570
April	30,896	
May	30,892	
June	30,892	

QUALITY

	Quantity	Base Number	Contract	AT	Region	England
% of FP17s for the same patient ID Re-attending within 3 months - Children	148	3,406	4.3%	9.5%	11.3%	11.8%
% of FP17s for the same patient ID Re-attending within 3 months - Adults	1,176	13,412	8.8%	13.9%	15.4%	15.7%
% of FP17s for the same patient ID Re-attending between 3 & 9 months - Children	2,046	3,406	60.1%	62.0%	61.3%	58.9%
% of FP17s for the same patient ID Re-attending between 3 & 9 months - Adults	7,329	13,412	54.6%	52.8%	52.1%	50.8%
% of FP17s for Band 1 Urgent Courses	752	16,153	4.7%	8.8%	9.5%	9.1%
% of FP17s Relating to Free Repair or Replacements	54	16,153	0.3%	0.8%	0.6%	0.8%
% of FP17s Relating to Continuations	145	16,153	0.9%	1.0%	0.8%	0.9%
% of Patients satisfied with the dentistry they have received	7	7	N/A	92.3%	92.4%	92.5%
% of Patients satisfied with the time they had to wait for an appointment	6	7	N/A	89.7%	86.3%	87.0%

* This is based on patients treated on this contract for their most recent course of treatment. Figures in italics indicate the base number of FP17s or Patient Questionnaire responses are less than 100. N/A is shown where the base number of responses is less than 10 during the period. % is calculated as Quantity/Base number*100

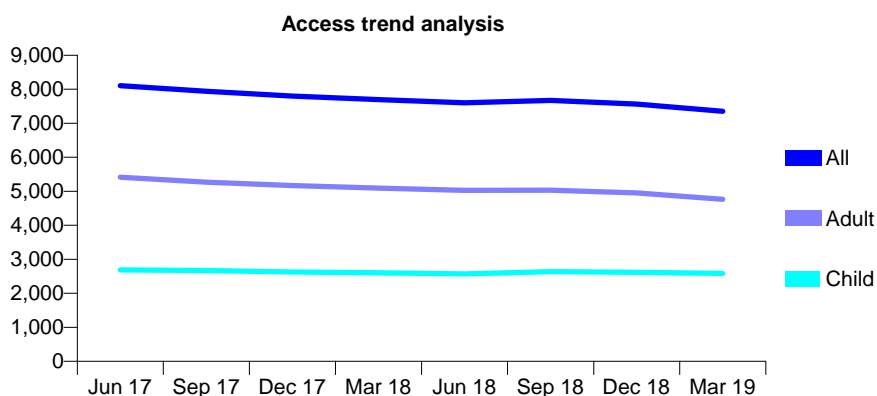
Q65 - Vital Signs At a Glance Contract Report for 187321/0002 - March 2019

Name or company name	Phoenix Dental Ltd.,
Contract type name	GDS Contract
Purpose of contract	General
Contract start date	01/04/2009
Contract end date	

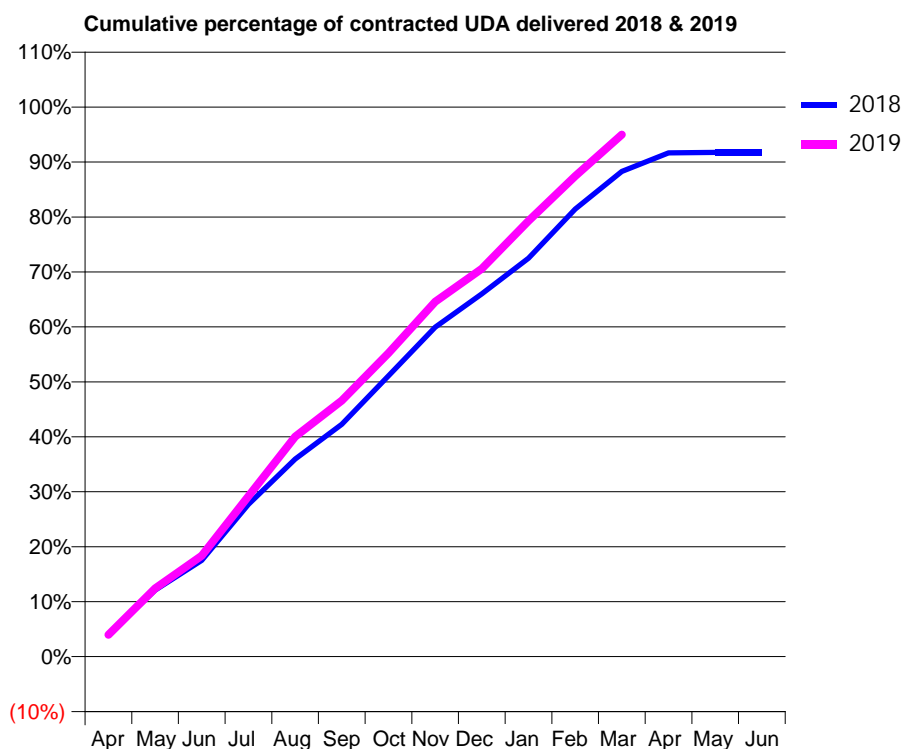
18/19 Contracted general activity (UDA)	20,500
Carry forward general activity (UDA)	0
18/19 Contracted orthodontic activity (UOA)	0
Carry forward orthodontic activity (UOA)	0
Baseline contract value	£492,293.98

ACCESS*

Patients seen in 24 months	Total	Change since previous quarter
Quarter ending March 2018	7,696	
Quarter ending June 2018	7,600	↓
Quarter ending September 2018	7,671	→
Quarter ending December 2018	7,567	↓
Quarter ending March 2019	7,355	↓
Variance since March 2018	(4.4%)	↓



ACTIVITY



Month	Adjusted Scheduled Activity (UDA)	
	2018	2019
April	821	818
May	2,480	2,548
June	3,596	3,764
July	5,686	5,985
August	7,369	8,206
September	8,668	9,551
October	10,475	11,320
November	12,292	13,240
December	13,527	14,467
January	14,864	16,253
February	16,691	17,926
March	18,095	19,470
April	18,794	
May	18,805	
June	18,805	

QUALITY

	Quantity	Base Number	Contract	AT	Region	England
% of FP17s for the same patient ID Re-attending within 3 months - Children	252	4,174	6.0%	9.5%	11.3%	11.8%
% of FP17s for the same patient ID Re-attending within 3 months - Adults	722	6,486	11.1%	13.9%	15.4%	15.7%
% of FP17s for the same patient ID Re-attending between 3 & 9 months - Children	2,862	4,174	68.6%	62.0%	61.3%	58.9%
% of FP17s for the same patient ID Re-attending between 3 & 9 months - Adults	3,404	6,486	52.5%	52.8%	52.1%	50.8%
% of FP17s for Band 1 Urgent Courses	406	10,232	4.0%	8.8%	9.5%	9.1%
% of FP17s Relating to Free Repair or Replacements	54	10,232	0.5%	0.8%	0.6%	0.8%
% of FP17s Relating to Continuations	210	10,232	2.1%	1.0%	0.8%	0.9%
% of Patients satisfied with the dentistry they have received	6	6	N/A	92.3%	92.4%	92.5%
% of Patients satisfied with the time they had to wait for an appointment	5	6	N/A	89.7%	86.3%	87.0%

* This is based on patients treated on this contract for their most recent course of treatment. Figures in italics indicate the base number of FP17s or Patient Questionnaire responses are less than 100. N/A is shown where the base number of responses is less than 10 during the period. % is calculated as Quantity/Base number*100

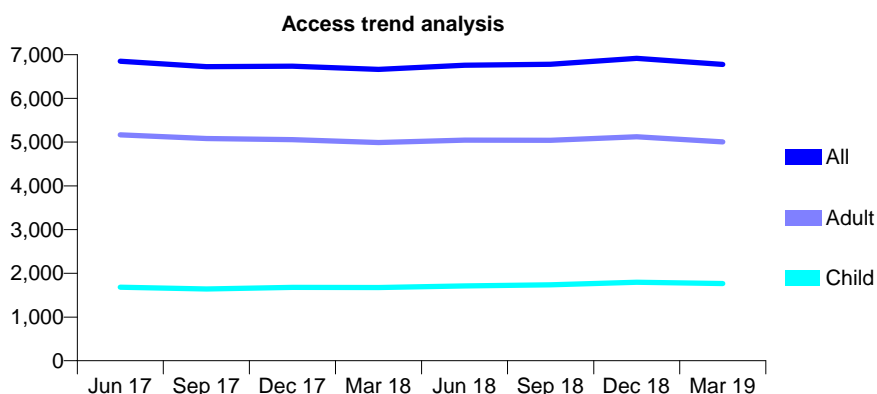
Q65 - Vital Signs At a Glance Contract Report for 187321/0003 - March 2019

Name or company name	Phoenix Dental Ltd.,
Contract type name	GDS Contract
Purpose of contract	General
Contract start date	25/10/2010
Contract end date	

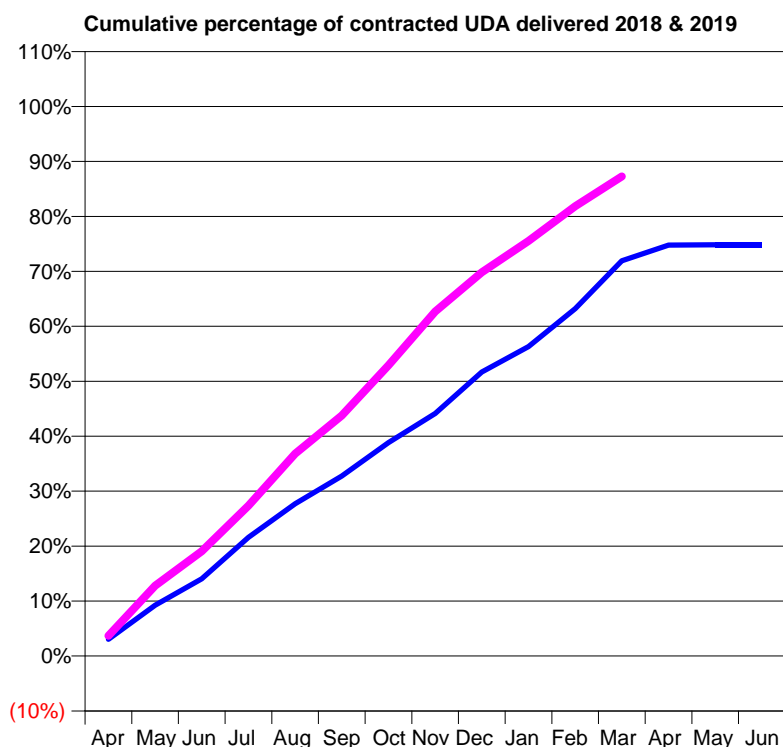
18/19 Contracted general activity (UDA)	19,700
Carry forward general activity (UDA)	0
18/19 Contracted orthodontic activity (UOA)	0
Carry forward orthodontic activity (UOA)	0
Baseline contract value	£524,828.95

ACCESS*

Patients seen in 24 months	Total	Change since previous quarter
Quarter ending March 2018	6,664	
Quarter ending June 2018	6,756	→
Quarter ending September 2018	6,778	→
Quarter ending December 2018	6,916	↑
Quarter ending March 2019	6,775	↓
Variance since March 2018	1.7%	→



ACTIVITY



Month	Adjusted Scheduled Activity (UDA)	
	2018	2019
April	629	727
May	1,916	2,519
June	2,912	3,757
July	4,475	5,391
August	5,738	7,254
September	6,778	8,619
October	8,039	10,425
November	9,135	12,349
December	10,695	13,758
January	11,656	14,880
February	13,081	16,121
March	14,888	17,194
April	15,479	
May	15,488	
June	15,488	

QUALITY

	Quantity	Base Number	Contract	AT	Region	England
% of FP17s for the same patient ID Re-attending within 3 months - Children	68	2,396	2.8%	9.5%	11.3%	11.8%
% of FP17s for the same patient ID Re-attending within 3 months - Adults	507	5,948	8.5%	13.9%	15.4%	15.7%
% of FP17s for the same patient ID Re-attending between 3 & 9 months - Children	1,385	2,396	57.8%	62.0%	61.3%	58.9%
% of FP17s for the same patient ID Re-attending between 3 & 9 months - Adults	2,561	5,948	43.1%	52.8%	52.1%	50.8%
% of FP17s for Band 1 Urgent Courses	278	8,097	3.4%	8.8%	9.5%	9.1%
% of FP17s Relating to Free Repair or Replacements	25	8,097	0.3%	0.8%	0.6%	0.8%
% of FP17s Relating to Continuations	102	8,097	1.3%	1.0%	0.8%	0.9%
% of Patients satisfied with the dentistry they have received	4	4	N/A	92.3%	92.4%	92.5%
% of Patients satisfied with the time they had to wait for an appointment	4	4	N/A	89.7%	86.3%	87.0%

* This is based on patients treated on this contract for their most recent course of treatment. Figures in italics indicate the base number of FP17s or Patient Questionnaire responses are less than 100. N/A is shown where the base number of responses is less than 10 during the period. % is calculated as Quantity/Base number*100

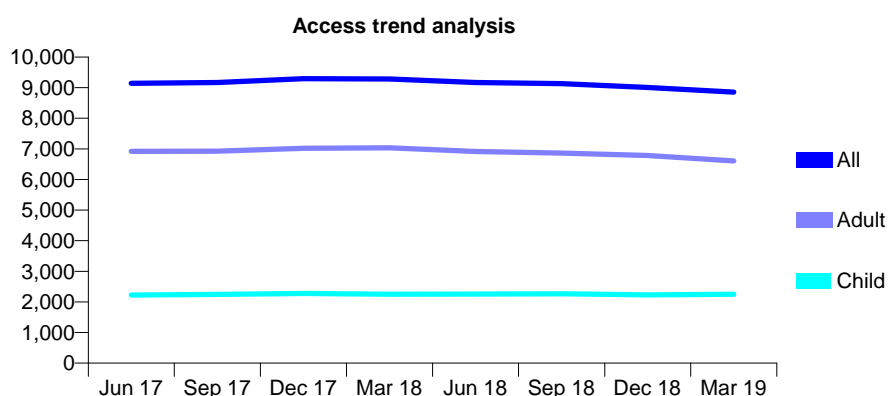
Q65 - Vital Signs At a Glance Contract Report for 190195/0007 - March 2019

Name or company name	Xeon Smiles UK Ltd
Contract type name	GDS Contract
Purpose of contract	General
Contract start date	01/11/2010
Contract end date	

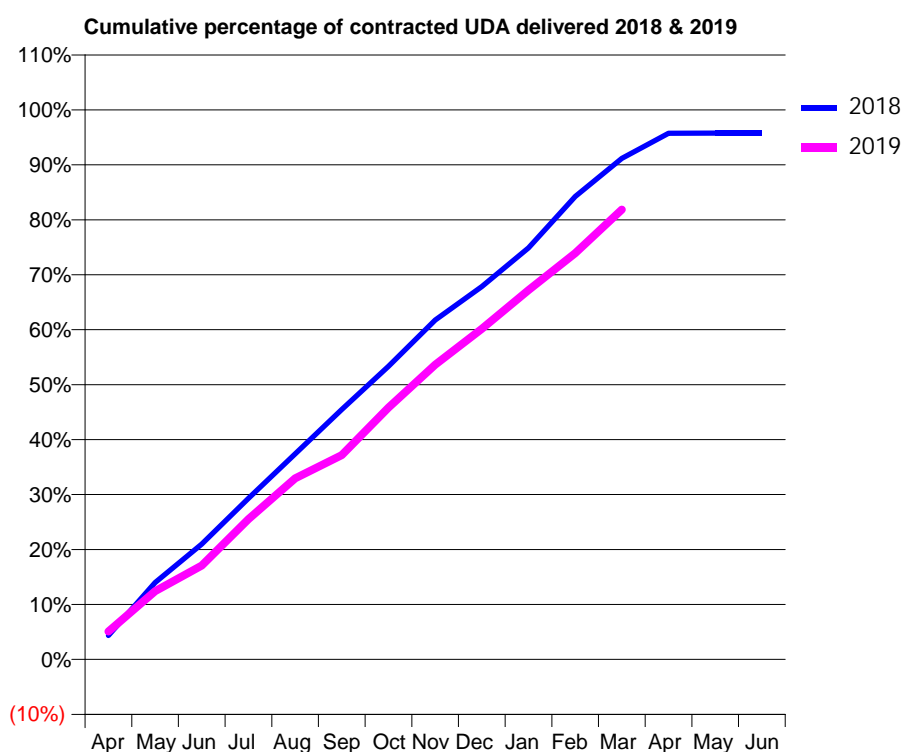
18/19 Contracted general activity (UDA)	31,772
Carry forward general activity (UDA)	0
18/19 Contracted orthodontic activity (UOA)	0
Carry forward orthodontic activity (UOA)	0
Baseline contract value	£818,425.59

ACCESS*

Patients seen in 24 months	Total	Change since previous quarter
Quarter ending March 2018	9,285	
Quarter ending June 2018	9,168	↓
Quarter ending September 2018	9,132	→
Quarter ending December 2018	9,010	↓
Quarter ending March 2019	8,858	↓
Variance since March 2018	(4.6%)	↓



ACTIVITY



Month	Adjusted Scheduled Activity (UDA)	
	2018	2019
April	1,386	1,618
May	4,445	3,944
June	6,666	5,427
July	9,312	8,112
August	11,883	10,468
September	14,454	11,806
October	16,942	14,558
November	19,618	17,034
December	21,555	19,111
January	23,798	21,354
February	26,767	23,489
March	28,963	26,002
April	30,424	
May	30,427	
June	30,428	

QUALITY

	Quantity	Base Number	Contract	AT	Region	England
% of FP17s for the same patient ID Re-attending within 3 months - Children	196	2,911	6.7%	9.5%	11.3%	11.8%
% of FP17s for the same patient ID Re-attending within 3 months - Adults	1,109	7,450	14.9%	13.9%	15.4%	15.7%
% of FP17s for the same patient ID Re-attending between 3 & 9 months - Children	1,483	2,911	50.9%	62.0%	61.3%	58.9%
% of FP17s for the same patient ID Re-attending between 3 & 9 months - Adults	3,035	7,450	40.7%	52.8%	52.1%	50.8%
% of FP17s for Band 1 Urgent Courses	1,373	9,818	14.0%	8.8%	9.5%	9.1%
% of FP17s Relating to Free Repair or Replacements	122	9,818	1.2%	0.8%	0.6%	0.8%
% of FP17s Relating to Continuations	54	9,818	0.6%	1.0%	0.8%	0.9%
% of Patients satisfied with the dentistry they have received	7	9	N/A	92.3%	92.4%	92.5%
% of Patients satisfied with the time they had to wait for an appointment	8	9	N/A	89.7%	86.3%	87.0%

* This is based on patients treated on this contract for their most recent course of treatment. Figures in italics indicate the base number of FP17s or Patient Questionnaire responses are less than 100. N/A is shown where the base number of responses is less than 10 during the period. % is calculated as Quantity/Base number*100

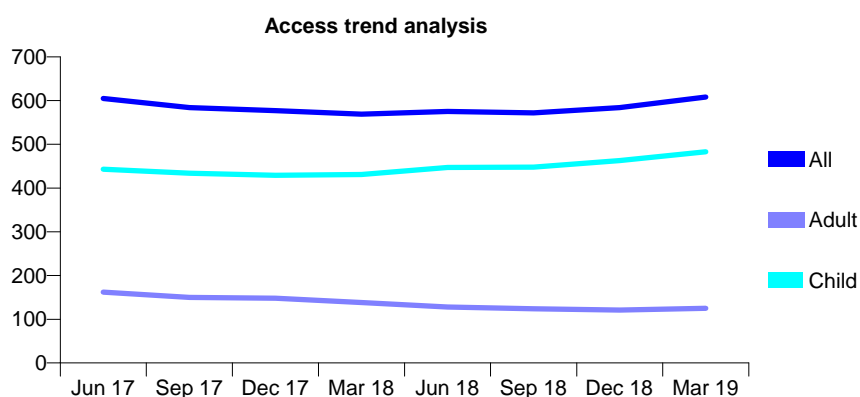
Q65 - Vital Signs At a Glance Contract Report for 190365/0001 - March 2019

Name or company name	SpaDental Ltd
Contract type name	GDS Contract
Purpose of contract	General
Contract start date	01/03/2013
Contract end date	

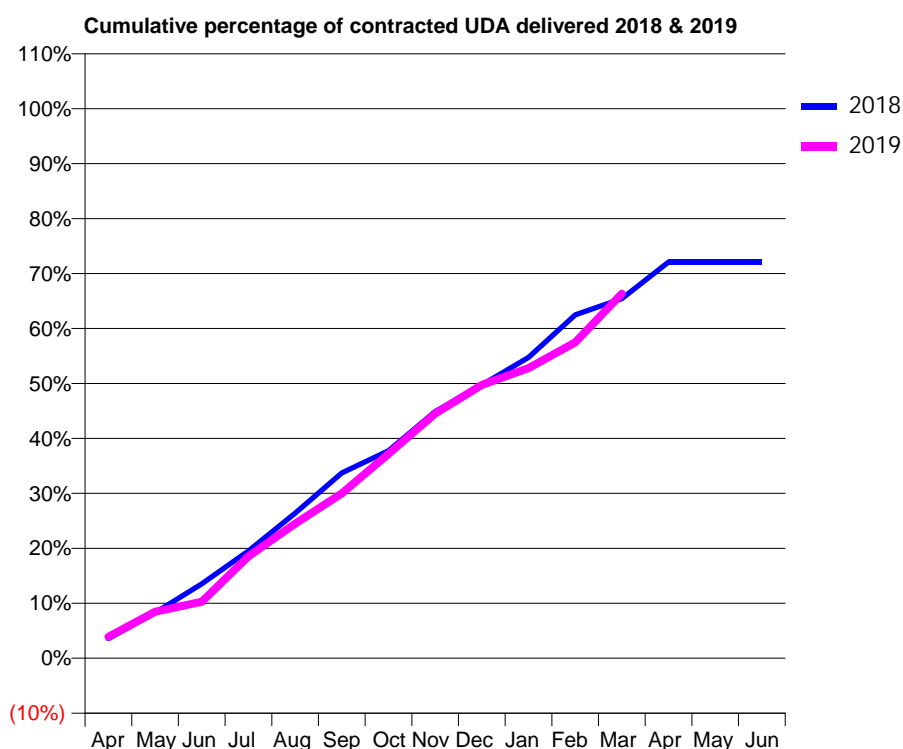
18/19 Contracted general activity (UDA)	1,600
Carry forward general activity (UDA)	0
18/19 Contracted orthodontic activity (UOA)	0
Carry forward orthodontic activity (UOA)	0
Baseline contract value	£36,711.94

ACCESS*

Patients seen in 24 months	Total	Change since previous quarter
Quarter ending March 2018	569	
Quarter ending June 2018	575	→
Quarter ending September 2018	572	→
Quarter ending December 2018	584	↑
Quarter ending March 2019	608	↑
Variance since March 2018	6.9%	↑



ACTIVITY



Month	2018	2019
April	57	62
May	133	135
June	216	164
July	312	297
August	422	392
September	539	480
October	604	595
November	719	712
December	796	796
January	876	845
February	1,000	920
March	1,047	1,061
April	1,153	
May	1,153	
June	1,153	

QUALITY

	Quantity	Base Number	Contract	AT	Region	England
% of FP17s for the same patient ID Re-attending within 3 months - Children	34	714	4.8%	9.5%	11.3%	11.8%
% of FP17s for the same patient ID Re-attending within 3 months - Adults	10	106	9.4%	13.9%	15.4%	15.7%
% of FP17s for the same patient ID Re-attending between 3 & 9 months - Children	450	714	63.0%	62.0%	61.3%	58.9%
% of FP17s for the same patient ID Re-attending between 3 & 9 months - Adults	49	106	46.2%	52.8%	52.1%	50.8%
% of FP17s for Band 1 Urgent Courses	11	754	1.5%	8.8%	9.5%	9.1%
% of FP17s Relating to Free Repair or Replacements	0	754	0.0%	0.8%	0.6%	0.8%
% of FP17s Relating to Continuations	6	754	0.8%	1.0%	0.8%	0.9%
% of Patients satisfied with the dentistry they have received	0	0	N/A	92.3%	92.4%	92.5%
% of Patients satisfied with the time they had to wait for an appointment	0	0	N/A	89.7%	86.3%	87.0%

* This is based on patients treated on this contract for their most recent course of treatment.

Figures in italics indicate the base number of FP17s or Patient Questionnaire responses are less than 100. N/A is shown where the base number of responses is less than 10 during the period. % is calculated as Quantity/Base number*100

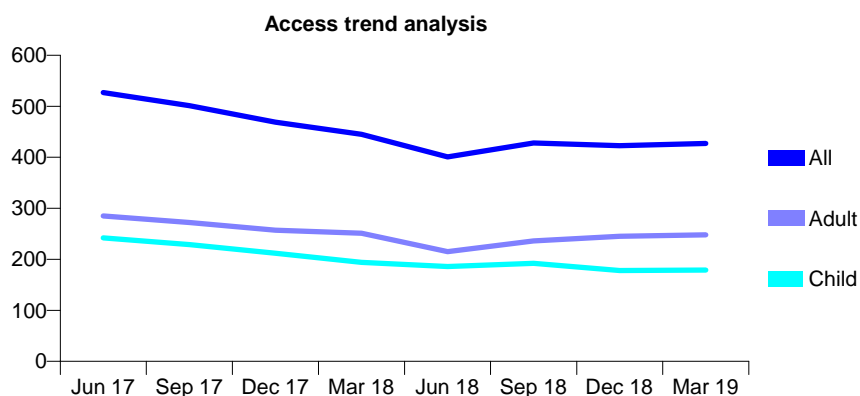
Q65 - Vital Signs At a Glance Contract Report for 192392/0001 - March 2019

Name or company name	Miss AJ Gorman
Contract type name	GDS Contract
Purpose of contract	General
Contract start date	15/05/2015
Contract end date	

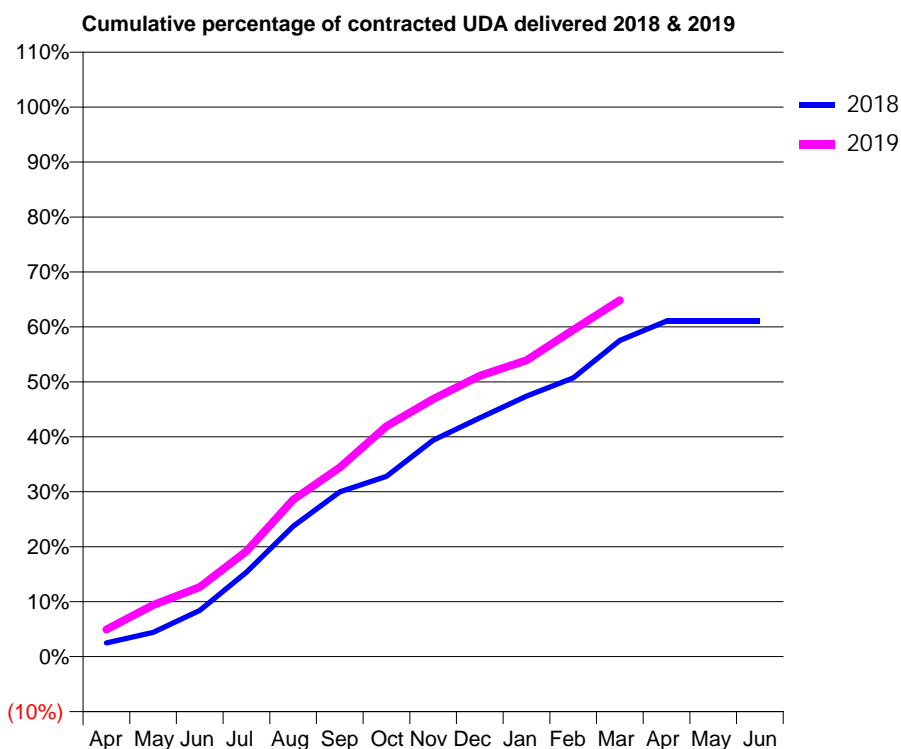
18/19 Contracted general activity (UDA)	1,255
Carry forward general activity (UDA)	0
18/19 Contracted orthodontic activity (UOA)	0
Carry forward orthodontic activity (UOA)	0
Baseline contract value	£30,790.86

ACCESS*

Patients seen in 24 months	Total	Change since previous quarter
Quarter ending March 2018	445	
Quarter ending June 2018	401	↓
Quarter ending September 2018	428	↑
Quarter ending December 2018	423	↓
Quarter ending March 2019	427	→
Variance since March 2018	(4.0%)	↓



ACTIVITY



Month	Adjusted Scheduled Activity (UDA)	
	2018	2019
April	31	62
May	55	118
June	105	159
July	193	241
August	298	358
September	376	432
October	412	526
November	494	588
December	545	641
January	595	677
February	637	746
March	722	814
April	766	
May	766	
June	766	

QUALITY

	Quantity	Base Number	Contract	AT	Region	England
% of FP17s for the same patient ID Re-attending within 3 months - Children	20	280	7.1%	9.5%	11.3%	11.8%
% of FP17s for the same patient ID Re-attending within 3 months - Adults	7	247	2.8%	13.9%	15.4%	15.7%
% of FP17s for the same patient ID Re-attending between 3 & 9 months - Children	140	280	50.0%	62.0%	61.3%	58.9%
% of FP17s for the same patient ID Re-attending between 3 & 9 months - Adults	35	247	14.2%	52.8%	52.1%	50.8%
% of FP17s for Band 1 Urgent Courses	135	499	27.1%	8.8%	9.5%	9.1%
% of FP17s Relating to Free Repair or Replacements	0	499	0.0%	0.8%	0.6%	0.8%
% of FP17s Relating to Continuations	0	499	0.0%	1.0%	0.8%	0.9%
% of Patients satisfied with the dentistry they have received	0	0	N/A	92.3%	92.4%	92.5%
% of Patients satisfied with the time they had to wait for an appointment	0	0	N/A	89.7%	86.3%	87.0%

* This is based on patients treated on this contract for their most recent course of treatment. Figures in italics indicate the base number of FP17s or Patient Questionnaire responses are less than 100. N/A is shown where the base number of responses is less than 10 during the period. % is calculated as Quantity/Base number*100

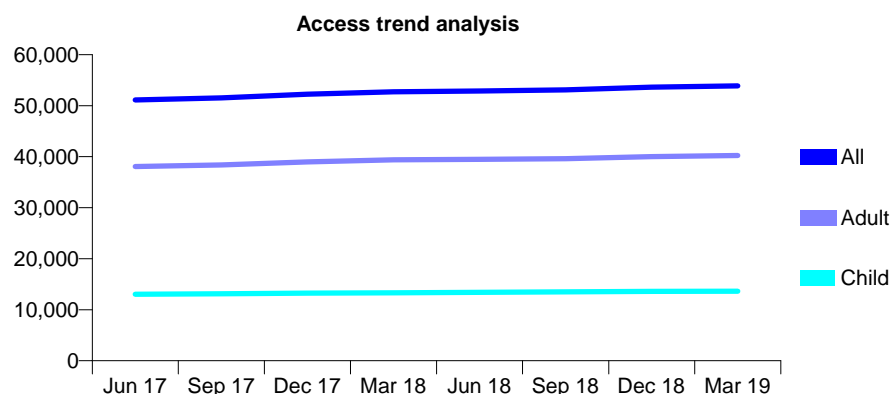
Q65 - Vital Signs At a Glance Contract Report for 196703/0001 - March 2019

Name or company name	D A & C Houston & Associates
Contract type name	GDS Contract
Purpose of contract	General
Contract start date	01/10/2013
Contract end date	

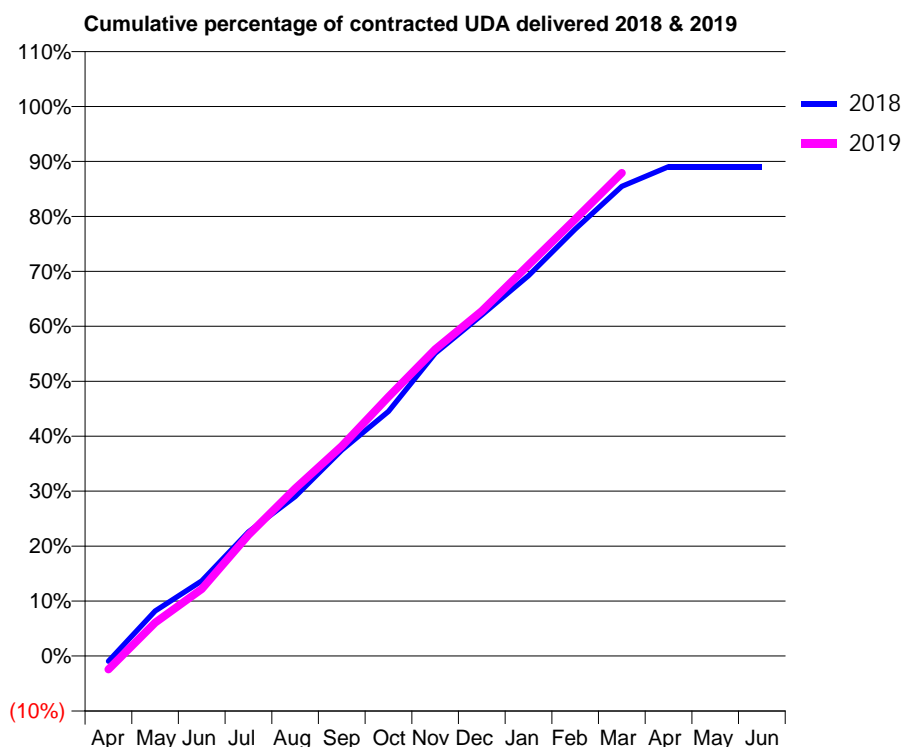
18/19 Contracted general activity (UDA)	169,449
Carry forward general activity (UDA)	11,040
18/19 Contracted orthodontic activity (UOA)	0
Carry forward orthodontic activity (UOA)	0
Baseline contract value	£4,341,845.93

ACCESS*

Patients seen in 24 months	Total	Change since previous quarter
Quarter ending March 2018	52,713	
Quarter ending June 2018	52,881	→
Quarter ending September 2018	53,102	→
Quarter ending December 2018	53,631	→
Quarter ending March 2019	53,878	→
Variance since March 2018	2.2%	↑



ACTIVITY



Month	Adjusted Scheduled Activity (UDA)	
	2018	2019
April	-1,725	-4,150
May	14,783	10,287
June	24,676	20,652
July	40,736	37,351
August	52,388	51,632
September	67,653	64,699
October	80,337	79,906
November	99,458	94,582
December	111,991	106,370
January	124,930	120,591
February	140,230	134,700
March	154,218	148,960
April	160,712	
May	160,728	
June	160,710	

QUALITY

	Quantity	Base Number	Contract	AT	Region	England
% of FP17s for the same patient ID Re-attending within 3 months - Children	1,599	22,390	7.1%	9.5%	11.3%	11.8%
% of FP17s for the same patient ID Re-attending within 3 months - Adults	9,626	62,676	15.4%	13.9%	15.4%	15.7%
% of FP17s for the same patient ID Re-attending between 3 & 9 months - Children	15,316	22,390	68.4%	62.0%	61.3%	58.9%
% of FP17s for the same patient ID Re-attending between 3 & 9 months - Adults	39,487	62,676	63.0%	52.8%	52.1%	50.8%
% of FP17s for Band 1 Urgent Courses	7,356	76,846	9.6%	8.8%	9.5%	9.1%
% of FP17s Relating to Free Repair or Replacements	820	76,846	1.1%	0.8%	0.6%	0.8%
% of FP17s Relating to Continuations	1,358	76,846	1.8%	1.0%	0.8%	0.9%
% of Patients satisfied with the dentistry they have received	45	46	97.8%	92.3%	92.4%	92.5%
% of Patients satisfied with the time they had to wait for an appointment	45	46	97.8%	89.7%	86.3%	87.0%

* This is based on patients treated on this contract for their most recent course of treatment. Figures in italics indicate the base number of FP17s or Patient Questionnaire responses are less than 100. N/A is shown where the base number of responses is less than 10 during the period. % is calculated as Quantity/Base number*100

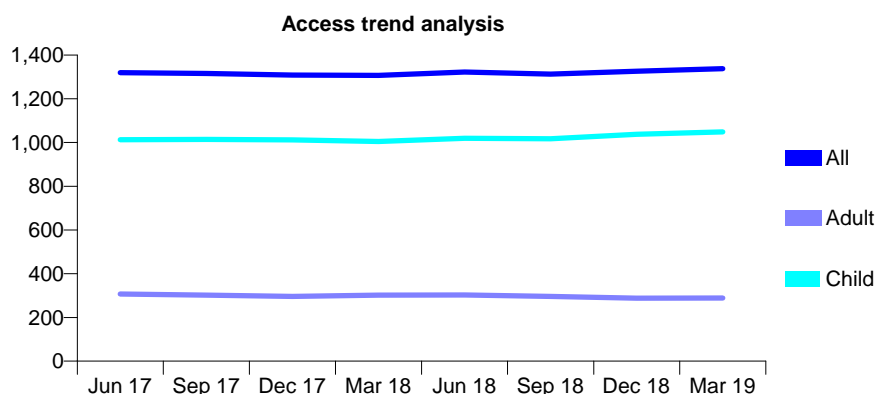
Q65 - Vital Signs At a Glance Contract Report for 197963/0001 - March 2019

Name or company name	Linden House Dental Practice
Contract type name	GDS Contract
Purpose of contract	General and Orthodontic
Contract start date	01/02/2011
Contract end date	

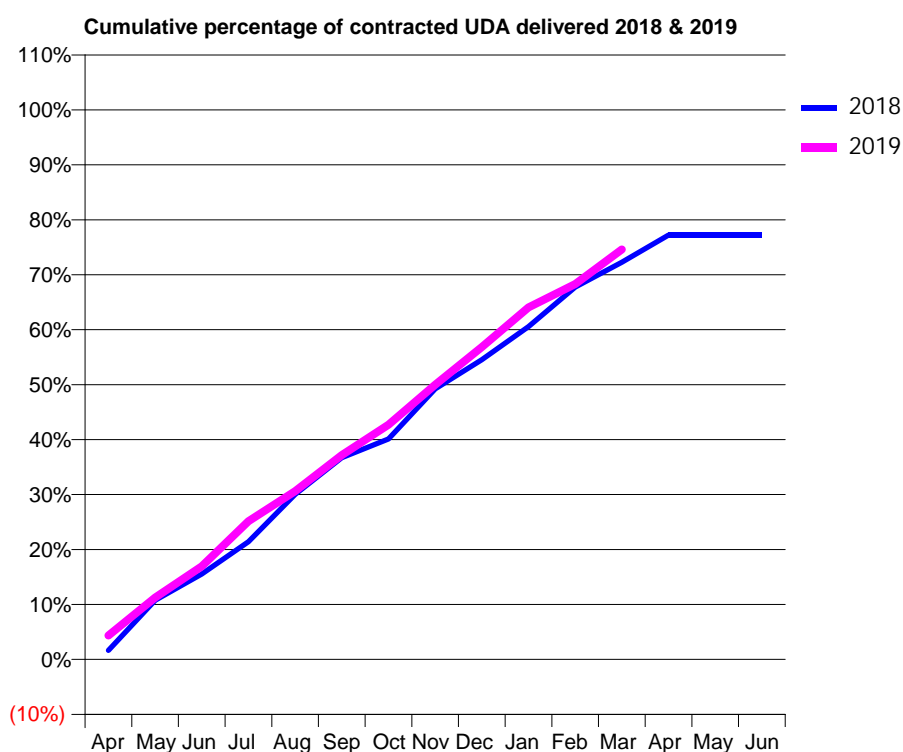
18/19 Contracted general activity (UDA)	3,702
Carry forward general activity (UDA)	0
18/19 Contracted orthodontic activity (UOA)	472
Carry forward orthodontic activity (UOA)	9
Baseline contract value	£121,709.44

ACCESS*

Patients seen in 24 months	Total	Change since previous quarter
Quarter ending March 2018	1,307	
Quarter ending June 2018	1,322	→
Quarter ending September 2018	1,313	→
Quarter ending December 2018	1,326	→
Quarter ending March 2019	1,338	→
Variance since March 2018	2.4%	↑



ACTIVITY



Month	2018	2019
April	61	161
May	399	417
June	576	628
July	793	931
August	1,111	1,133
September	1,359	1,376
October	1,486	1,581
November	1,822	1,850
December	2,019	2,104
January	2,242	2,372
February	2,508	2,528
March	2,676	2,761
April	2,859	
May	2,859	
June	2,859	

QUALITY

	Quantity	Base Number	Contract	AT	Region	England
% of FP17s for the same patient ID Re-attending within 3 months - Children	146	1,746	8.4%	9.5%	11.3%	11.8%
% of FP17s for the same patient ID Re-attending within 3 months - Adults	35	244	14.3%	13.9%	15.4%	15.7%
% of FP17s for the same patient ID Re-attending between 3 & 9 months - Children	1,148	1,746	65.8%	62.0%	61.3%	58.9%
% of FP17s for the same patient ID Re-attending between 3 & 9 months - Adults	161	244	66.0%	52.8%	52.1%	50.8%
% of FP17s for Band 1 Urgent Courses	36	1,801	2.0%	8.8%	9.5%	9.1%
% of FP17s Relating to Free Repair or Replacements	0	1,801	0.0%	0.8%	0.6%	0.8%
% of FP17s Relating to Continuations	0	1,801	0.0%	1.0%	0.8%	0.9%
% of Patients satisfied with the dentistry they have received	0	0	N/A	92.3%	92.4%	92.5%
% of Patients satisfied with the time they had to wait for an appointment	0	0	N/A	89.7%	86.3%	87.0%

* This is based on patients treated on this contract for their most recent course of treatment. Figures in italics indicate the base number of FP17s or Patient Questionnaire responses are less than 100. N/A is shown where the base number of responses is less than 10 during the period. % is calculated as Quantity/Base number*100

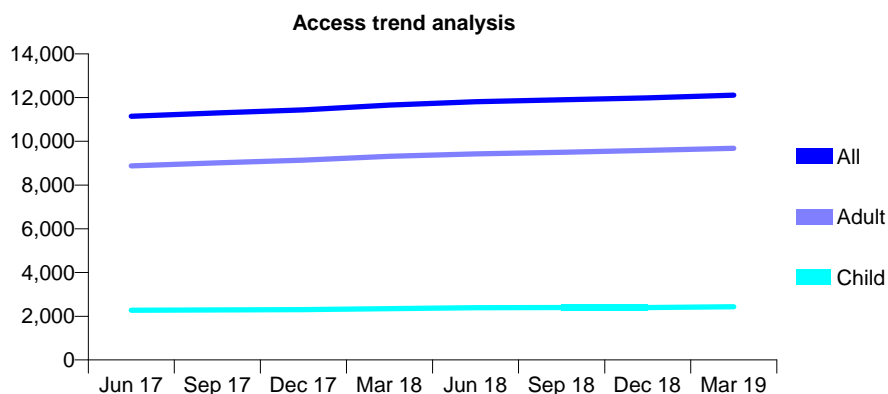
Q65 - Vital Signs At a Glance Contract Report for 198587/0001 - March 2019

Name or company name	Cheddar Dental Practice
Contract type name	GDS Contract
Purpose of contract	General
Contract start date	01/08/2014
Contract end date	

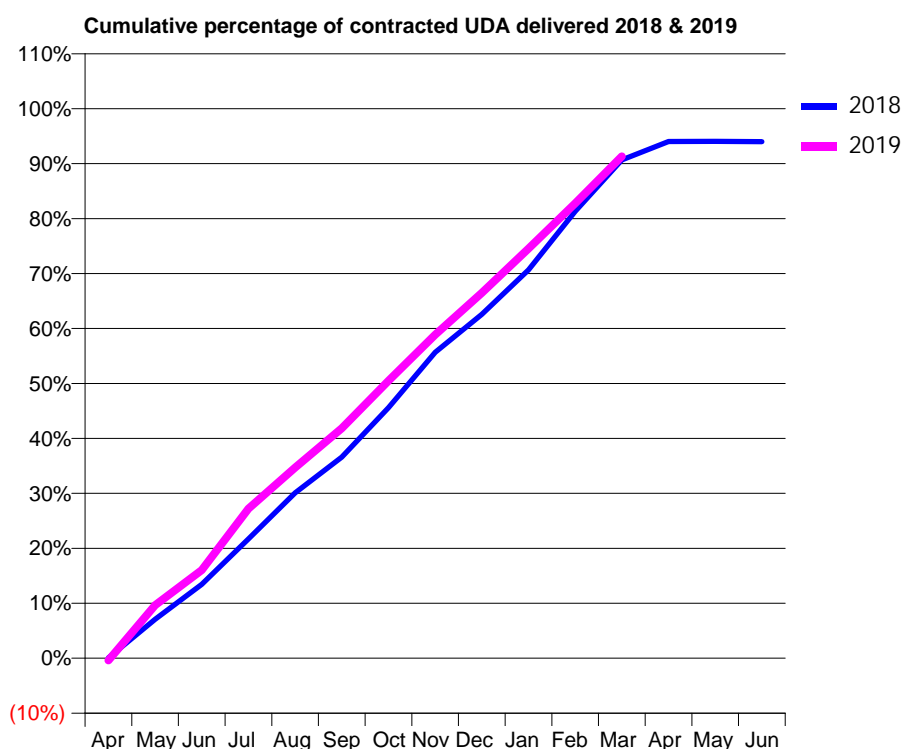
18/19 Contracted general activity (UDA)	29,758
Carry forward general activity (UDA)	1,500
18/19 Contracted orthodontic activity (UOA)	0
Carry forward orthodontic activity (UOA)	0
Baseline contract value	£670,392.33

ACCESS*

Patients seen in 24 months	Total	Change since previous quarter
Quarter ending March 2018	11,660	
Quarter ending June 2018	11,814	→
Quarter ending September 2018	11,900	→
Quarter ending December 2018	11,984	→
Quarter ending March 2019	12,114	→
Variance since March 2018	3.9%	↑



ACTIVITY



Month	Adjusted Scheduled Activity (UDA)	
	2018	2019
April	25	-125
May	2,216	2,875
June	4,196	4,768
July	6,783	8,100
August	9,410	10,321
September	11,443	12,443
October	14,252	15,024
November	17,397	17,516
December	19,560	19,781
January	22,093	22,183
February	25,422	24,636
March	28,345	27,168
April	29,390	
May	29,398	
June	29,381	

QUALITY

	Quantity	Base Number	Contract	AT	Region	England
% of FP17s for the same patient ID Re-attending within 3 months - Children	302	4,175	7.2%	9.5%	11.3%	11.8%
% of FP17s for the same patient ID Re-attending within 3 months - Adults	1,935	13,862	14.0%	13.9%	15.4%	15.7%
% of FP17s for the same patient ID Re-attending between 3 & 9 months - Children	2,965	4,175	71.0%	62.0%	61.3%	58.9%
% of FP17s for the same patient ID Re-attending between 3 & 9 months - Adults	6,290	13,862	45.4%	52.8%	52.1%	50.8%
% of FP17s for Band 1 Urgent Courses	1,346	15,462	8.7%	8.8%	9.5%	9.1%
% of FP17s Relating to Free Repair or Replacements	157	15,462	1.0%	0.8%	0.6%	0.8%
% of FP17s Relating to Continuations	110	15,462	0.7%	1.0%	0.8%	0.9%
% of Patients satisfied with the dentistry they have received	13	14	92.9%	92.3%	92.4%	92.5%
% of Patients satisfied with the time they had to wait for an appointment	14	14	100.0%	89.7%	86.3%	87.0%

* This is based on patients treated on this contract for their most recent course of treatment.

Figures in italics indicate the base number of FP17s or Patient Questionnaire responses are less than 100. N/A is shown where the base number of responses is less than 10 during the period. % is calculated as Quantity/Base number*100

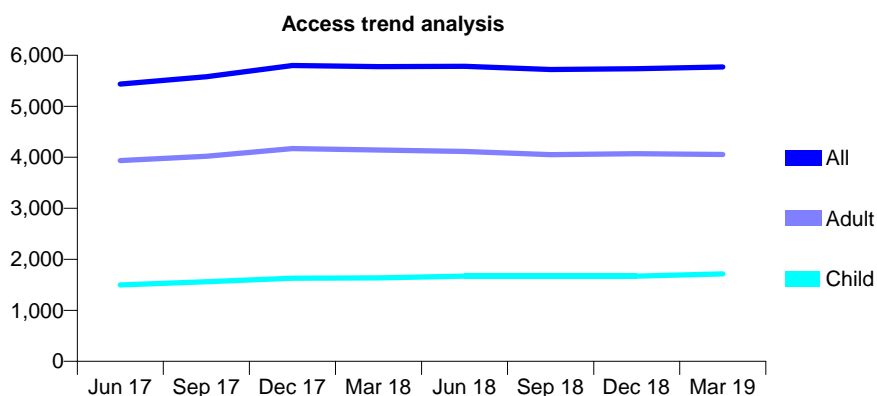
Q65 - Vital Signs At a Glance Contract Report for 199311/0001 - March 2019

Name or company name	Watersedge Blue Ltd
Contract type name	GDS Contract
Purpose of contract	General
Contract start date	01/09/2010
Contract end date	

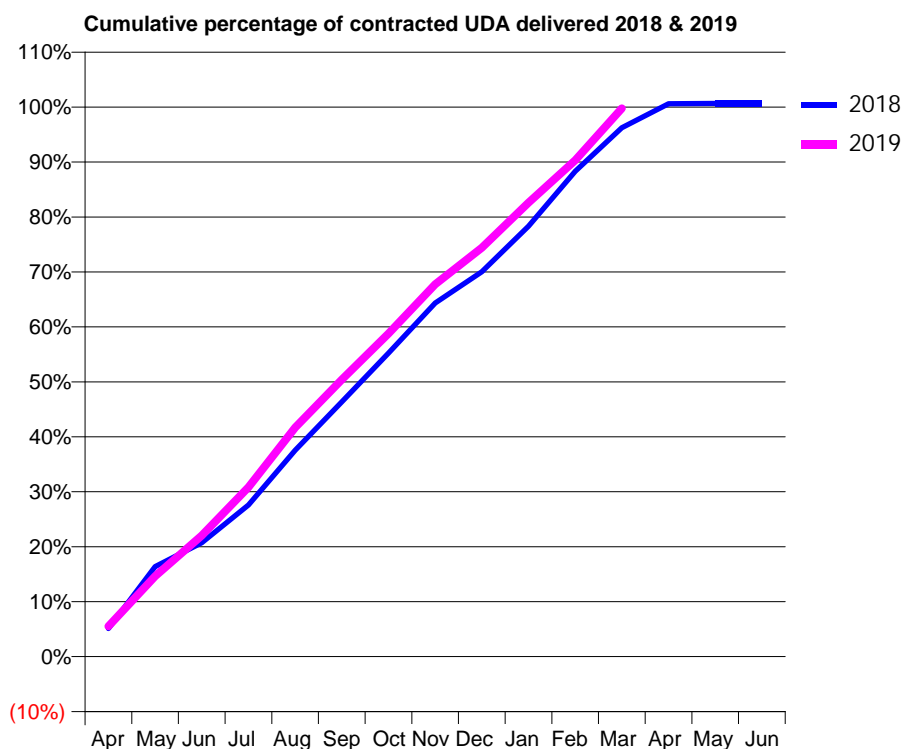
18/19 Contracted general activity (UDA)	14,000
Carry forward general activity (UDA)	-94
18/19 Contracted orthodontic activity (UOA)	0
Carry forward orthodontic activity (UOA)	0
Baseline contract value	£374,934.03

ACCESS*

Patients seen in 24 months	Total	Change since previous quarter
Quarter ending March 2018	5,776	
Quarter ending June 2018	5,785	→
Quarter ending September 2018	5,722	↓
Quarter ending December 2018	5,738	→
Quarter ending March 2019	5,770	→
Variance since March 2018	(0.1%)	→



ACTIVITY



Month	Adjusted Scheduled Activity (UDA)	
	2018	2019
April	716	773
May	2,294	2,049
June	2,901	3,083
July	3,866	4,317
August	5,257	5,834
September	6,491	7,055
October	7,735	8,231
November	9,009	9,484
December	9,802	10,414
January	10,965	11,566
February	12,364	12,642
March	13,473	13,964
April	14,082	
May	14,091	
June	14,094	

QUALITY

	Quantity	Base Number	Contract	AT	Region	England
% of FP17s for the same patient ID Re-attending within 3 months - Children	303	2,572	11.8%	9.5%	11.3%	11.8%
% of FP17s for the same patient ID Re-attending within 3 months - Adults	724	5,181	14.0%	13.9%	15.4%	15.7%
% of FP17s for the same patient ID Re-attending between 3 & 9 months - Children	1,361	2,572	52.9%	62.0%	61.3%	58.9%
% of FP17s for the same patient ID Re-attending between 3 & 9 months - Adults	2,498	5,181	48.2%	52.8%	52.1%	50.8%
% of FP17s for Band 1 Urgent Courses	354	6,627	5.3%	8.8%	9.5%	9.1%
% of FP17s Relating to Free Repair or Replacements	80	6,627	1.2%	0.8%	0.6%	0.8%
% of FP17s Relating to Continuations	103	6,627	1.6%	1.0%	0.8%	0.9%
% of Patients satisfied with the dentistry they have received	5	5	N/A	92.3%	92.4%	92.5%
% of Patients satisfied with the time they had to wait for an appointment	5	5	N/A	89.7%	86.3%	87.0%

* This is based on patients treated on this contract for their most recent course of treatment. Figures in italics indicate the base number of FP17s or Patient Questionnaire responses are less than 100. N/A is shown where the base number of responses is less than 10 during the period. % is calculated as Quantity/Base number*100

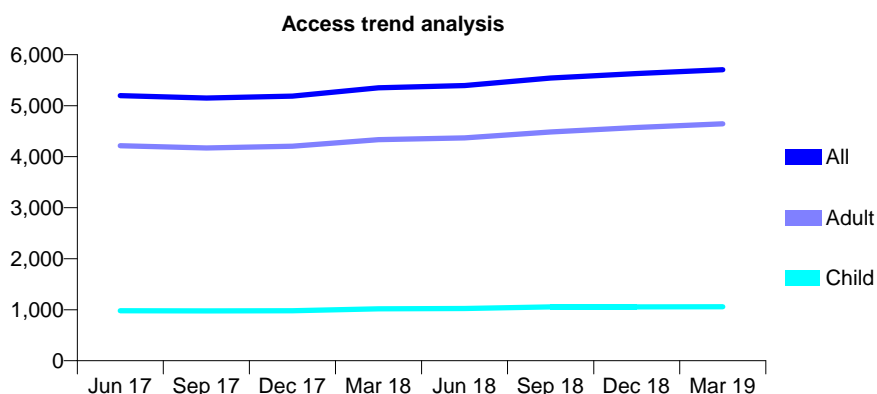
Q65 - Vital Signs At a Glance Contract Report for 199311/0002 - March 2019

Name or company name	Watersedge Blue Ltd
Contract type name	GDS Contract
Purpose of contract	General
Contract start date	01/04/2013
Contract end date	

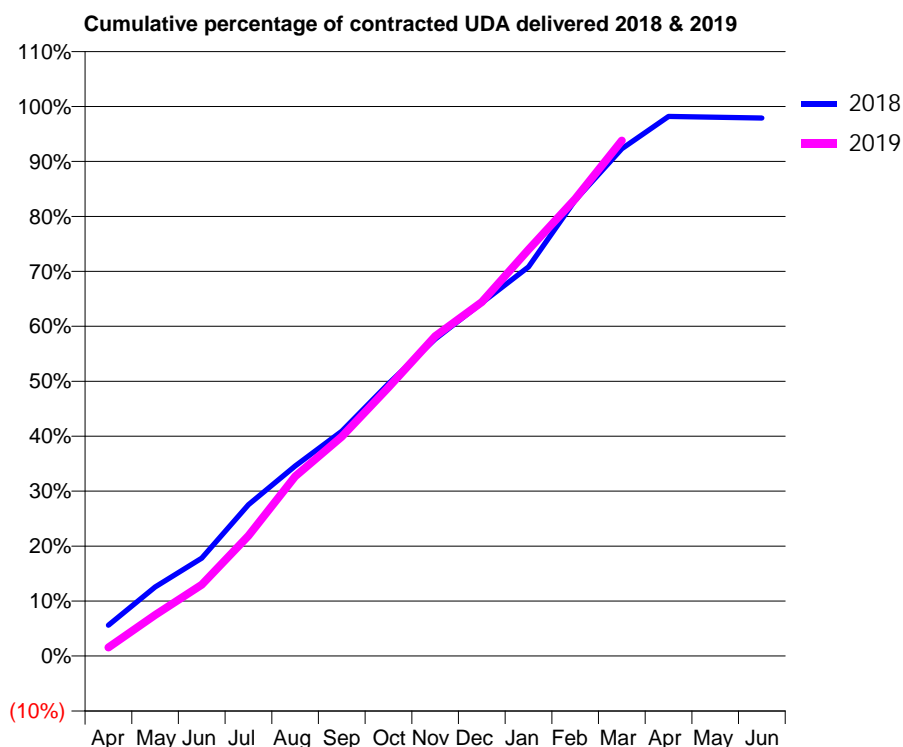
18/19 Contracted general activity (UDA)	18,000
Carry forward general activity (UDA)	375
18/19 Contracted orthodontic activity (UOA)	0
Carry forward orthodontic activity (UOA)	0
Baseline contract value	£548,535.94

ACCESS*

Patients seen in 24 months	Total	Change since previous quarter
Quarter ending March 2018	5,350	
Quarter ending June 2018	5,394	→
Quarter ending September 2018	5,542	↑
Quarter ending December 2018	5,629	→
Quarter ending March 2019	5,705	→
Variance since March 2018	6.6%	↑



ACTIVITY



Month	Adjusted Scheduled Activity (UDA)	
	2018	2019
April	1,012	282
May	2,263	1,346
June	3,207	2,337
July	4,955	3,943
August	6,227	5,884
September	7,363	7,185
October	8,919	8,799
November	10,379	10,477
December	11,569	11,594
January	12,745	13,314
February	14,930	14,978
March	16,614	16,881
April	17,676	
May	17,648	
June	17,625	

QUALITY

	Quantity	Base Number	Contract	AT	Region	England
% of FP17s for the same patient ID Re-attending within 3 months - Children	103	1,305	7.9%	9.5%	11.3%	11.8%
% of FP17s for the same patient ID Re-attending within 3 months - Adults	1,181	6,801	17.4%	13.9%	15.4%	15.7%
% of FP17s for the same patient ID Re-attending between 3 & 9 months - Children	622	1,305	47.7%	62.0%	61.3%	58.9%
% of FP17s for the same patient ID Re-attending between 3 & 9 months - Adults	3,482	6,801	51.2%	52.8%	52.1%	50.8%
% of FP17s for Band 1 Urgent Courses	572	7,780	7.4%	8.8%	9.5%	9.1%
% of FP17s Relating to Free Repair or Replacements	134	7,780	1.7%	0.8%	0.6%	0.8%
% of FP17s Relating to Continuations	136	7,780	1.7%	1.0%	0.8%	0.9%
% of Patients satisfied with the dentistry they have received	12	12	100.0%	92.3%	92.4%	92.5%
% of Patients satisfied with the time they had to wait for an appointment	11	12	91.7%	89.7%	86.3%	87.0%

* This is based on patients treated on this contract for their most recent course of treatment. Figures in italics indicate the base number of FP17s or Patient Questionnaire responses are less than 100. N/A is shown where the base number of responses is less than 10 during the period. % is calculated as Quantity/Base number*100

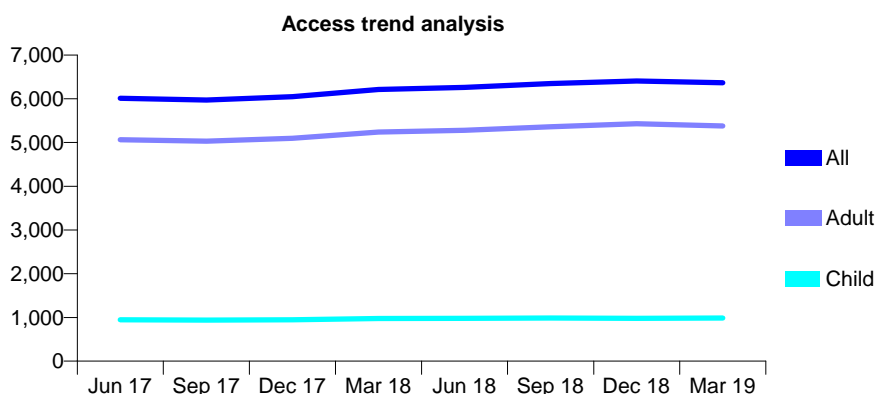
Q65 - Vital Signs At a Glance Contract Report for 199311/0003 - March 2019

Name or company name	Watersedge Blue Ltd
Contract type name	GDS Contract
Purpose of contract	General
Contract start date	01/04/2013
Contract end date	

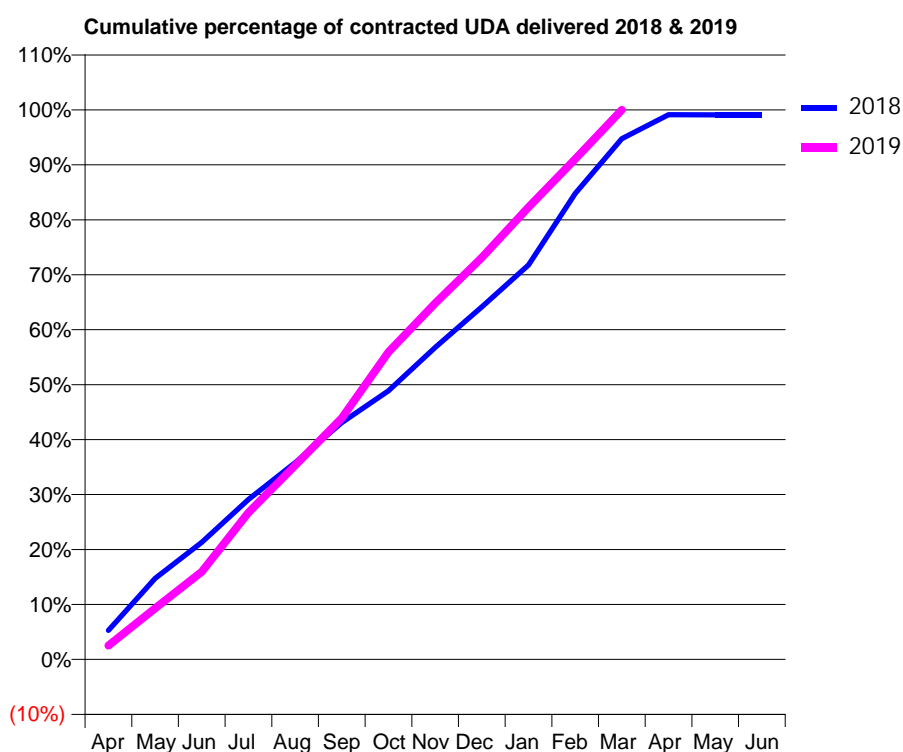
18/19 Contracted general activity (UDA)	19,322
Carry forward general activity (UDA)	173
18/19 Contracted orthodontic activity (UOA)	0
Carry forward orthodontic activity (UOA)	0
Baseline contract value	£588,822.85

ACCESS*

Patients seen in 24 months	Total	Change since previous quarter
Quarter ending March 2018	6,212	
Quarter ending June 2018	6,259	→
Quarter ending September 2018	6,348	→
Quarter ending December 2018	6,408	→
Quarter ending March 2019	6,366	→
Variance since March 2018	2.5%	↑



ACTIVITY



Month	Adjusted Scheduled Activity (UDA)	
	2018	2019
April	1,020	488
May	2,847	1,798
June	4,118	3,083
July	5,622	5,163
August	6,920	6,822
September	8,324	8,483
October	9,446	10,807
November	10,971	12,522
December	12,394	14,125
January	13,867	15,897
February	16,387	17,595
March	18,308	19,320
April	19,152	
May	19,149	
June	19,149	

QUALITY

	Quantity	Base Number	Contract	AT	Region	England
% of FP17s for the same patient ID Re-attending within 3 months - Children	84	1,090	7.7%	9.5%	11.3%	11.8%
% of FP17s for the same patient ID Re-attending within 3 months - Adults	1,135	6,939	16.4%	13.9%	15.4%	15.7%
% of FP17s for the same patient ID Re-attending between 3 & 9 months - Children	406	1,090	37.2%	62.0%	61.3%	58.9%
% of FP17s for the same patient ID Re-attending between 3 & 9 months - Adults	3,203	6,939	46.2%	52.8%	52.1%	50.8%
% of FP17s for Band 1 Urgent Courses	761	7,253	10.5%	8.8%	9.5%	9.1%
% of FP17s Relating to Free Repair or Replacements	72	7,253	1.0%	0.8%	0.6%	0.8%
% of FP17s Relating to Continuations	138	7,253	1.9%	1.0%	0.8%	0.9%
% of Patients satisfied with the dentistry they have received	5	8	N/A	92.3%	92.4%	92.5%
% of Patients satisfied with the time they had to wait for an appointment	5	8	N/A	89.7%	86.3%	87.0%

* This is based on patients treated on this contract for their most recent course of treatment. Figures in italics indicate the base number of FP17s or Patient Questionnaire responses are less than 100. N/A is shown where the base number of responses is less than 10 during the period. % is calculated as Quantity/Base number*100

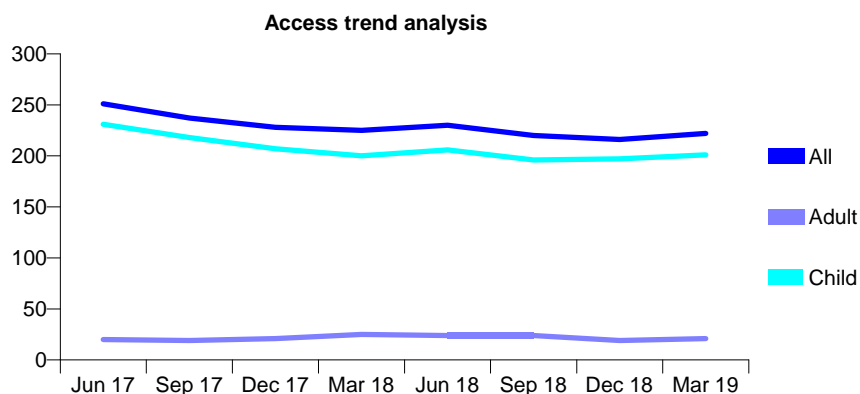
Q65 - Vital Signs At a Glance Contract Report for 199397/0001 - March 2019

Name or company name	Stoke Bishop Dental Centre
Contract type name	GDS Contract
Purpose of contract	General
Contract start date	01/04/2012
Contract end date	

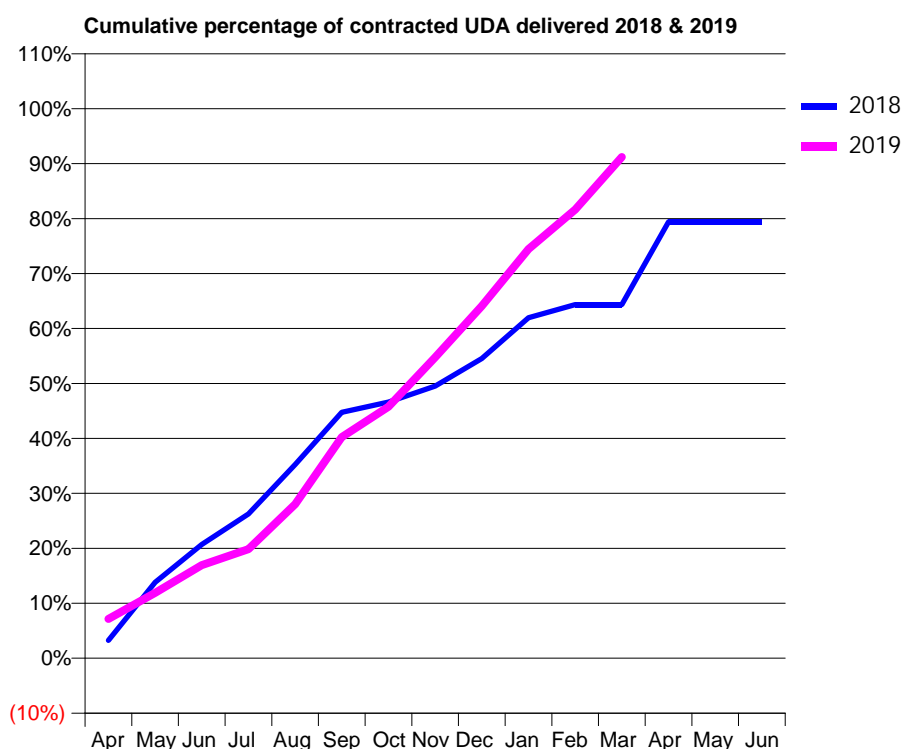
18/19 Contracted general activity (UDA)	378
Carry forward general activity (UDA)	0
18/19 Contracted orthodontic activity (UOA)	0
Carry forward orthodontic activity (UOA)	0
Baseline contract value	£8,685.90

ACCESS*

Patients seen in 24 months	Total	Change since previous quarter
Quarter ending March 2018	225	
Quarter ending June 2018	230	↑
Quarter ending September 2018	220	↓
Quarter ending December 2018	216	↓
Quarter ending March 2019	222	↑
Variance since March 2018	(1.3%)	↓



ACTIVITY



Month	2018	2019
April	12	27
May	52	45
June	78	64
July	99	75
August	133	106
September	169	152
October	176	173
November	187	207
December	206	242
January	234	281
February	243	309
March	243	345
April	300	
May	300	
June	300	

QUALITY

	Quantity	Base Number	Contract	AT	Region	England
% of FP17s for the same patient ID Re-attending within 3 months - Children	13	336	3.9%	9.5%	11.3%	11.8%
% of FP17s for the same patient ID Re-attending within 3 months - Adults	0	0	N/A	13.9%	15.4%	15.7%
% of FP17s for the same patient ID Re-attending between 3 & 9 months - Children	201	336	59.8%	62.0%	61.3%	58.9%
% of FP17s for the same patient ID Re-attending between 3 & 9 months - Adults	0	0	N/A	52.8%	52.1%	50.8%
% of FP17s for Band 1 Urgent Courses	4	281	1.4%	8.8%	9.5%	9.1%
% of FP17s Relating to Free Repair or Replacements	0	281	0.0%	0.8%	0.6%	0.8%
% of FP17s Relating to Continuations	1	281	0.4%	1.0%	0.8%	0.9%
% of Patients satisfied with the dentistry they have received	1	1	N/A	92.3%	92.4%	92.5%
% of Patients satisfied with the time they had to wait for an appointment	1	1	N/A	89.7%	86.3%	87.0%

* This is based on patients treated on this contract for their most recent course of treatment.

Figures in italics indicate the base number of FP17s or Patient Questionnaire responses are less than 100. N/A is shown where the base number of responses is less than 10 during the period. % is calculated as Quantity/Base number*100

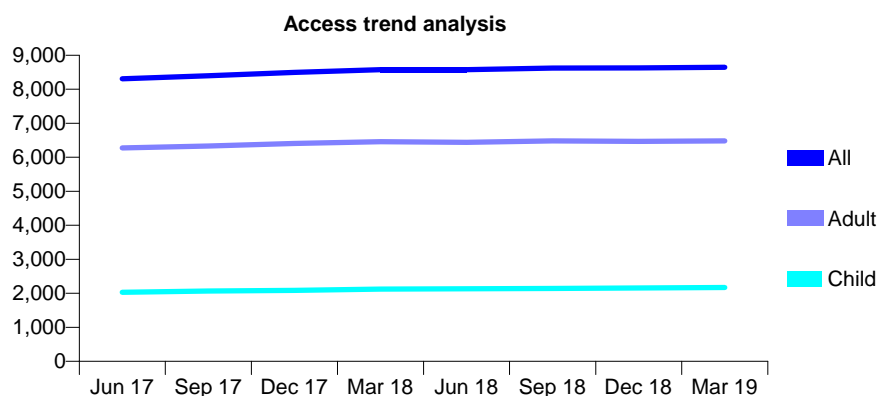
Q65 - Vital Signs At a Glance Contract Report for 199419/0001 - March 2019

Name or company name	Apple Practice Limited
Contract type name	GDS Contract
Purpose of contract	General
Contract start date	01/04/2011
Contract end date	

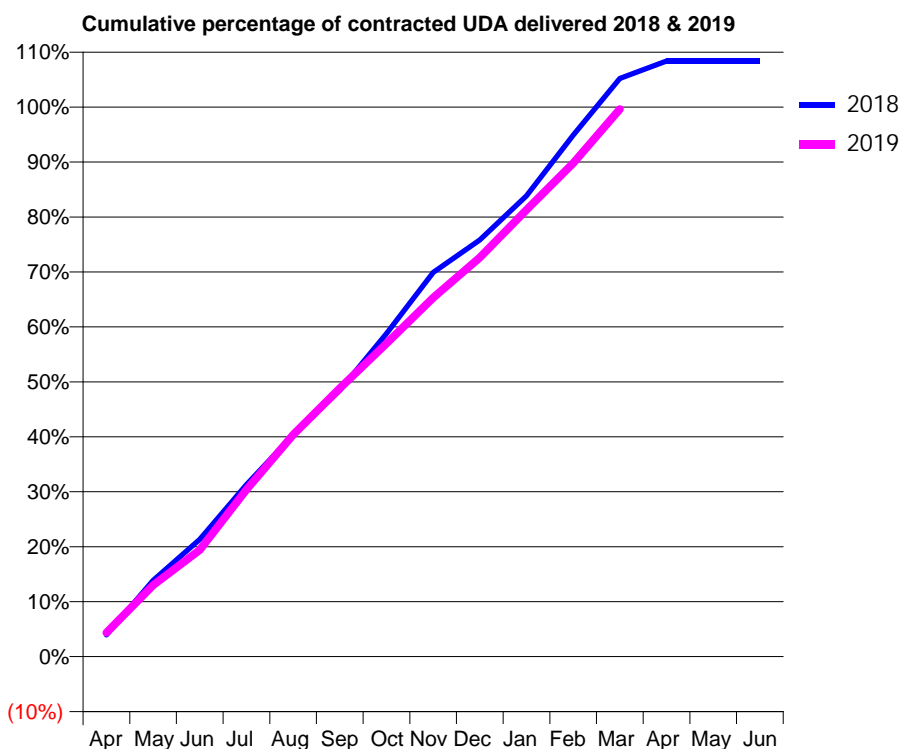
18/19 Contracted general activity (UDA)	21,776
Carry forward general activity (UDA)	0
18/19 Contracted orthodontic activity (UOA)	0
Carry forward orthodontic activity (UOA)	0
Baseline contract value	£585,576.67

ACCESS*

Patients seen in 24 months	Total	Change since previous quarter
Quarter ending March 2018	8,578	
Quarter ending June 2018	8,574	→
Quarter ending September 2018	8,625	→
Quarter ending December 2018	8,630	→
Quarter ending March 2019	8,650	→
Variance since March 2018	0.8%	→



ACTIVITY



Month	Adjusted Scheduled Activity (UDA)	
	2018	2019
April	858	946
May	3,025	2,836
June	4,647	4,232
July	6,815	6,617
August	8,783	8,790
September	10,549	10,637
October	12,800	12,412
November	15,221	14,225
December	16,512	15,814
January	18,260	17,700
February	20,663	19,557
March	22,912	21,687
April	23,595	
May	23,597	
June	23,603	

QUALITY

	Quantity	Base Number	Contract	AT	Region	England
% of FP17s for the same patient ID Re-attending within 3 months - Children	237	3,306	7.2%	9.5%	11.3%	11.8%
% of FP17s for the same patient ID Re-attending within 3 months - Adults	1,054	8,799	12.0%	13.9%	15.4%	15.7%
% of FP17s for the same patient ID Re-attending between 3 & 9 months - Children	1,927	3,306	58.3%	62.0%	61.3%	58.9%
% of FP17s for the same patient ID Re-attending between 3 & 9 months - Adults	4,714	8,799	53.6%	52.8%	52.1%	50.8%
% of FP17s for Band 1 Urgent Courses	767	11,683	6.6%	8.8%	9.5%	9.1%
% of FP17s Relating to Free Repair or Replacements	138	11,683	1.2%	0.8%	0.6%	0.8%
% of FP17s Relating to Continuations	61	11,683	0.5%	1.0%	0.8%	0.9%
% of Patients satisfied with the dentistry they have received	1	1	N/A	92.3%	92.4%	92.5%
% of Patients satisfied with the time they had to wait for an appointment	1	1	N/A	89.7%	86.3%	87.0%

* This is based on patients treated on this contract for their most recent course of treatment. Figures in italics indicate the base number of FP17s or Patient Questionnaire responses are less than 100. N/A is shown where the base number of responses is less than 10 during the period. % is calculated as Quantity/Base number*100

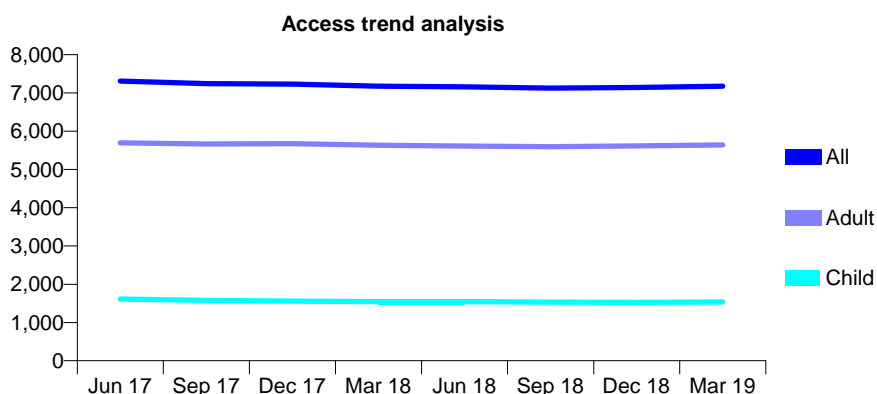
Q65 - Vital Signs At a Glance Contract Report for 199419/0002 - March 2019

Name or company name	Apple Practice Limited
Contract type name	GDS Contract
Purpose of contract	General
Contract start date	01/04/2011
Contract end date	

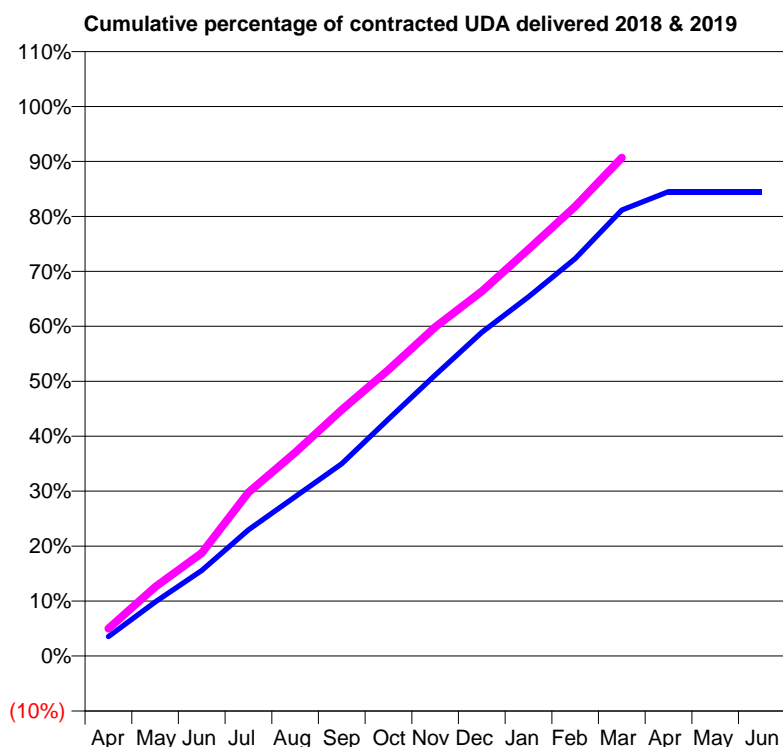
18/19 Contracted general activity (UDA)	20,410
Carry forward general activity (UDA)	0
18/19 Contracted orthodontic activity (UOA)	0
Carry forward orthodontic activity (UOA)	0
Baseline contract value	£581,675.80

ACCESS*

Patients seen in 24 months	Total	Change since previous quarter
Quarter ending March 2018	7,175	
Quarter ending June 2018	7,158	→
Quarter ending September 2018	7,126	→
Quarter ending December 2018	7,140	→
Quarter ending March 2019	7,177	→
Variance since March 2018	0.0%	→



ACTIVITY



Month	Adjusted Scheduled Activity (UDA)	
	2018	2019
April	725	1,023
May	2,009	2,569
June	3,175	3,825
July	4,687	6,081
August	5,915	7,555
September	7,141	9,146
October	8,797	10,634
November	10,435	12,216
December	12,023	13,542
January	13,343	15,110
February	14,760	16,699
March	16,563	18,505
April	17,248	
May	17,248	
June	17,249	

QUALITY

	Quantity	Base Number	Contract	AT	Region	England
% of FP17s for the same patient ID Re-attending within 3 months - Children	145	2,537	5.7%	9.5%	11.3%	11.8%
% of FP17s for the same patient ID Re-attending within 3 months - Adults	1,094	8,518	12.8%	13.9%	15.4%	15.7%
% of FP17s for the same patient ID Re-attending between 3 & 9 months - Children	1,592	2,537	62.8%	62.0%	61.3%	58.9%
% of FP17s for the same patient ID Re-attending between 3 & 9 months - Adults	4,659	8,518	54.7%	52.8%	52.1%	50.8%
% of FP17s for Band 1 Urgent Courses	937	10,687	8.8%	8.8%	9.5%	9.1%
% of FP17s Relating to Free Repair or Replacements	200	10,687	1.9%	0.8%	0.6%	0.8%
% of FP17s Relating to Continuations	62	10,687	0.6%	1.0%	0.8%	0.9%
% of Patients satisfied with the dentistry they have received	2	2	N/A	92.3%	92.4%	92.5%
% of Patients satisfied with the time they had to wait for an appointment	1	2	N/A	89.7%	86.3%	87.0%

* This is based on patients treated on this contract for their most recent course of treatment. Figures in italics indicate the base number of FP17s or Patient Questionnaire responses are less than 100. N/A is shown where the base number of responses is less than 10 during the period. % is calculated as Quantity/Base number*100

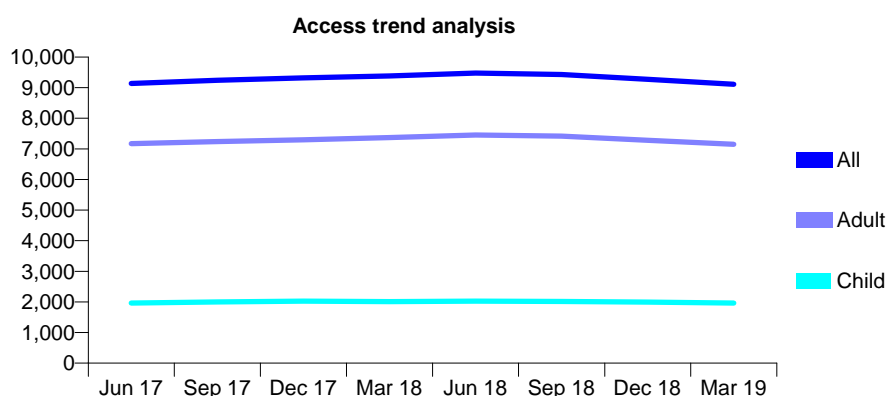
Q65 - Vital Signs At a Glance Contract Report for 199419/0003 - March 2019

Name or company name	Apple Practice Limited
Contract type name	GDS Contract
Purpose of contract	General
Contract start date	01/04/2011
Contract end date	

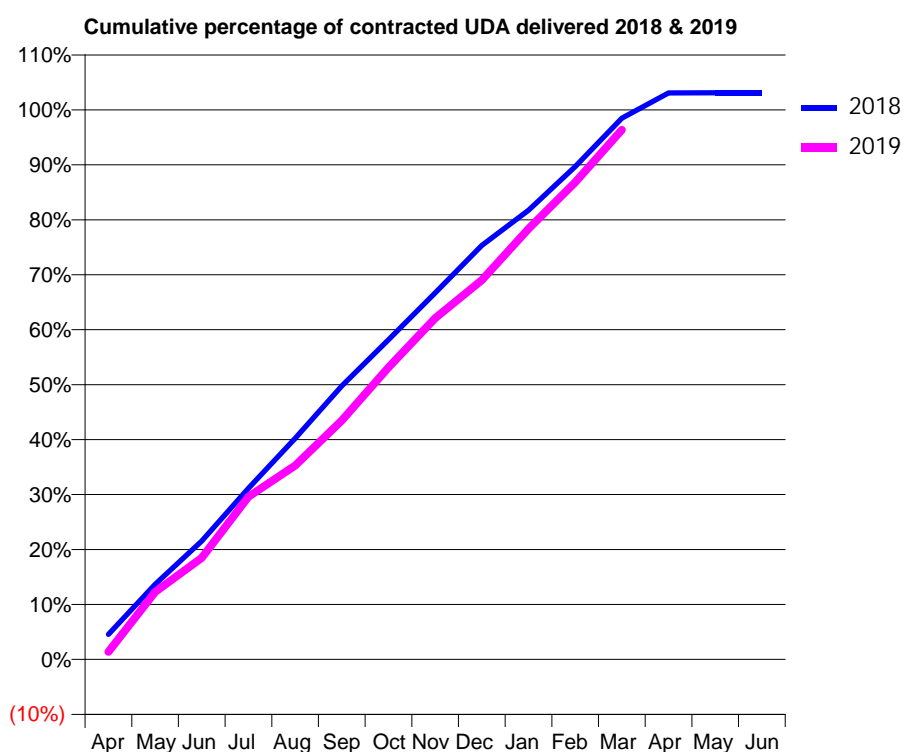
18/19 Contracted general activity (UDA)	20,814
Carry forward general activity (UDA)	691
18/19 Contracted orthodontic activity (UOA)	0
Carry forward orthodontic activity (UOA)	0
Baseline contract value	£616,234.44

ACCESS*

Patients seen in 24 months	Total	Change since previous quarter
Quarter ending March 2018	9,385	
Quarter ending June 2018	9,478	→
Quarter ending September 2018	9,433	→
Quarter ending December 2018	9,276	↓
Quarter ending March 2019	9,115	↓
Variance since March 2018	(2.9%)	↓



ACTIVITY



Month	2018	2019
April	949	290
May	2,846	2,557
June	4,483	3,844
July	6,484	6,165
August	8,375	7,341
September	10,356	9,049
October	12,110	11,059
November	13,881	12,928
December	15,681	14,364
January	17,016	16,309
February	18,668	18,077
March	20,493	20,052
April	21,456	
May	21,456	
June	21,457	

QUALITY

	Quantity	Base Number	Contract	AT	Region	England
% of FP17s for the same patient ID Re-attending within 3 months - Children	209	3,082	6.8%	9.5%	11.3%	11.8%
% of FP17s for the same patient ID Re-attending within 3 months - Adults	1,464	10,400	14.1%	13.9%	15.4%	15.7%
% of FP17s for the same patient ID Re-attending between 3 & 9 months - Children	1,931	3,082	62.7%	62.0%	61.3%	58.9%
% of FP17s for the same patient ID Re-attending between 3 & 9 months - Adults	5,312	10,400	51.1%	52.8%	52.1%	50.8%
% of FP17s for Band 1 Urgent Courses	1,264	12,121	10.4%	8.8%	9.5%	9.1%
% of FP17s Relating to Free Repair or Replacements	108	12,121	0.9%	0.8%	0.6%	0.8%
% of FP17s Relating to Continuations	74	12,121	0.6%	1.0%	0.8%	0.9%
% of Patients satisfied with the dentistry they have received	4	4	N/A	92.3%	92.4%	92.5%
% of Patients satisfied with the time they had to wait for an appointment	3	4	N/A	89.7%	86.3%	87.0%

* This is based on patients treated on this contract for their most recent course of treatment.

Figures in italics indicate the base number of FP17s or Patient Questionnaire responses are less than 100. N/A is shown where the base number of responses is less than 10 during the period. % is calculated as Quantity/Base number*100

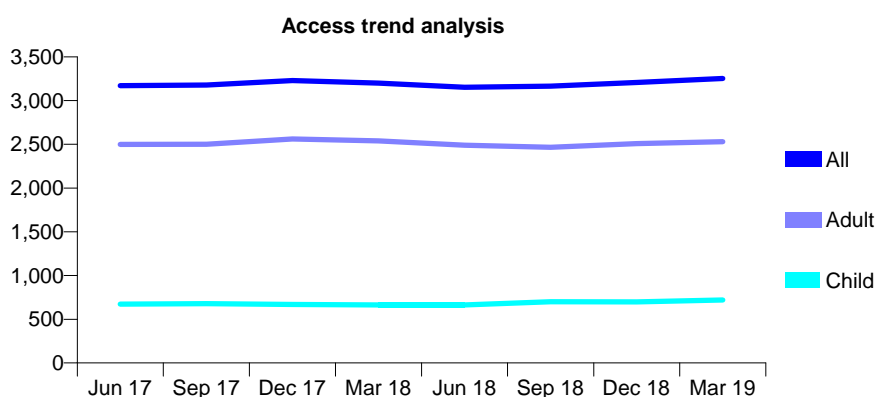
Q65 - Vital Signs At a Glance Contract Report for 199427/0001 - March 2019

Name or company name	Parade Dental Practice Limited
Contract type name	GDS Contract
Purpose of contract	General
Contract start date	01/04/2009
Contract end date	

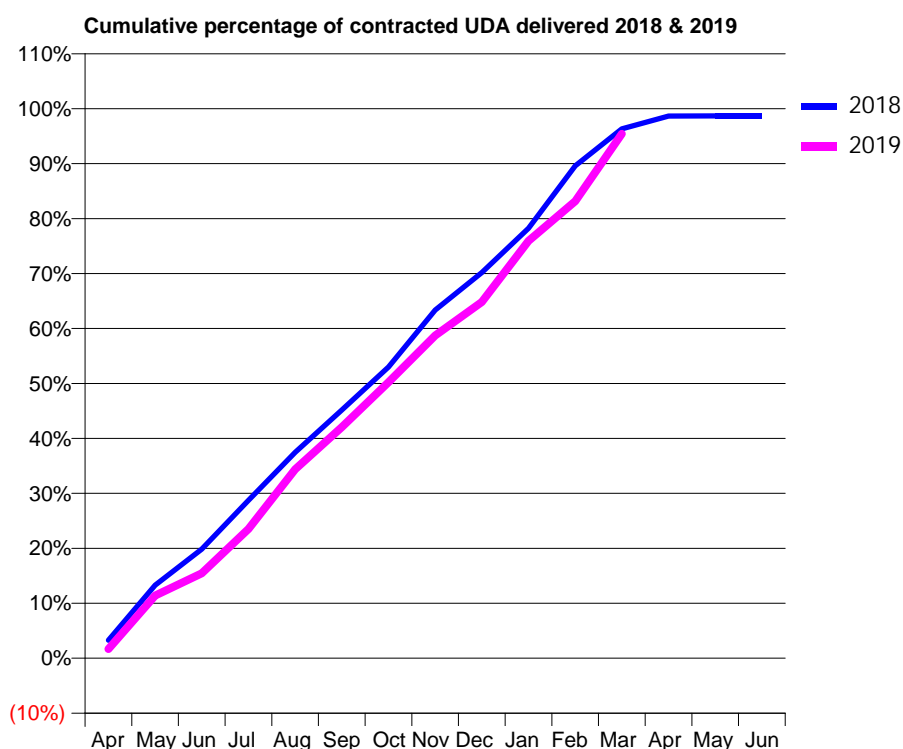
18/19 Contracted general activity (UDA)	7,546
Carry forward general activity (UDA)	100
18/19 Contracted orthodontic activity (UOA)	0
Carry forward orthodontic activity (UOA)	0
Baseline contract value	£207,104.30

ACCESS*

Patients seen in 24 months	Total	Change since previous quarter
Quarter ending March 2018	3,201	
Quarter ending June 2018	3,152	↓
Quarter ending September 2018	3,165	→
Quarter ending December 2018	3,206	→
Quarter ending March 2019	3,252	→
Variance since March 2018	1.6%	→



ACTIVITY



Month	2018	2019
April	248	127
May	1,004	861
June	1,499	1,166
July	2,169	1,775
August	2,828	2,593
September	3,407	3,173
October	3,998	3,790
November	4,780	4,430
December	5,295	4,889
January	5,902	5,730
February	6,759	6,274
March	7,268	7,200
April	7,445	
May	7,446	
June	7,446	

QUALITY

	Quantity	Base Number	Contract	AT	Region	England
% of FP17s for the same patient ID Re-attending within 3 months - Children	76	894	8.5%	9.5%	11.3%	11.8%
% of FP17s for the same patient ID Re-attending within 3 months - Adults	590	2,869	20.6%	13.9%	15.4%	15.7%
% of FP17s for the same patient ID Re-attending between 3 & 9 months - Children	298	894	33.3%	62.0%	61.3%	58.9%
% of FP17s for the same patient ID Re-attending between 3 & 9 months - Adults	678	2,869	23.6%	52.8%	52.1%	50.8%
% of FP17s for Band 1 Urgent Courses	590	3,654	16.1%	8.8%	9.5%	9.1%
% of FP17s Relating to Free Repair or Replacements	12	3,654	0.3%	0.8%	0.6%	0.8%
% of FP17s Relating to Continuations	69	3,654	1.9%	1.0%	0.8%	0.9%
% of Patients satisfied with the dentistry they have received	1	1	N/A	92.3%	92.4%	92.5%
% of Patients satisfied with the time they had to wait for an appointment	1	1	N/A	89.7%	86.3%	87.0%

* This is based on patients treated on this contract for their most recent course of treatment. Figures in italics indicate the base number of FP17s or Patient Questionnaire responses are less than 100. N/A is shown where the base number of responses is less than 10 during the period. % is calculated as Quantity/Base number*100

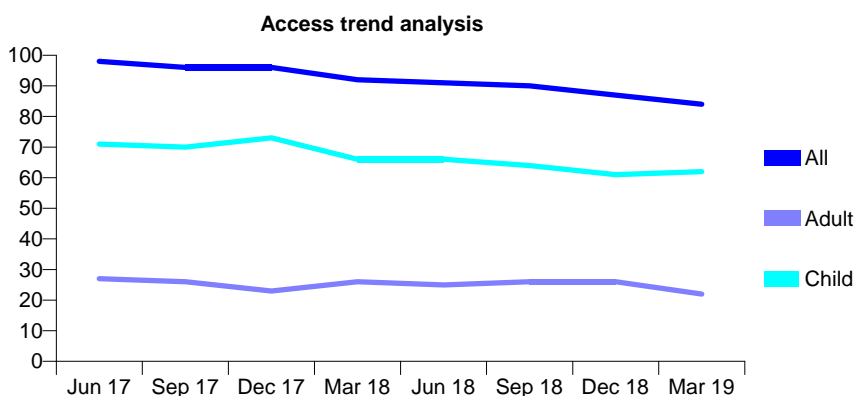
Q65 - Vital Signs At a Glance Contract Report for 210064/0002 - March 2019

Name or company name	MR PE FROUD
Contract type name	GDS Contract
Purpose of contract	General
Contract start date	02/10/2007
Contract end date	

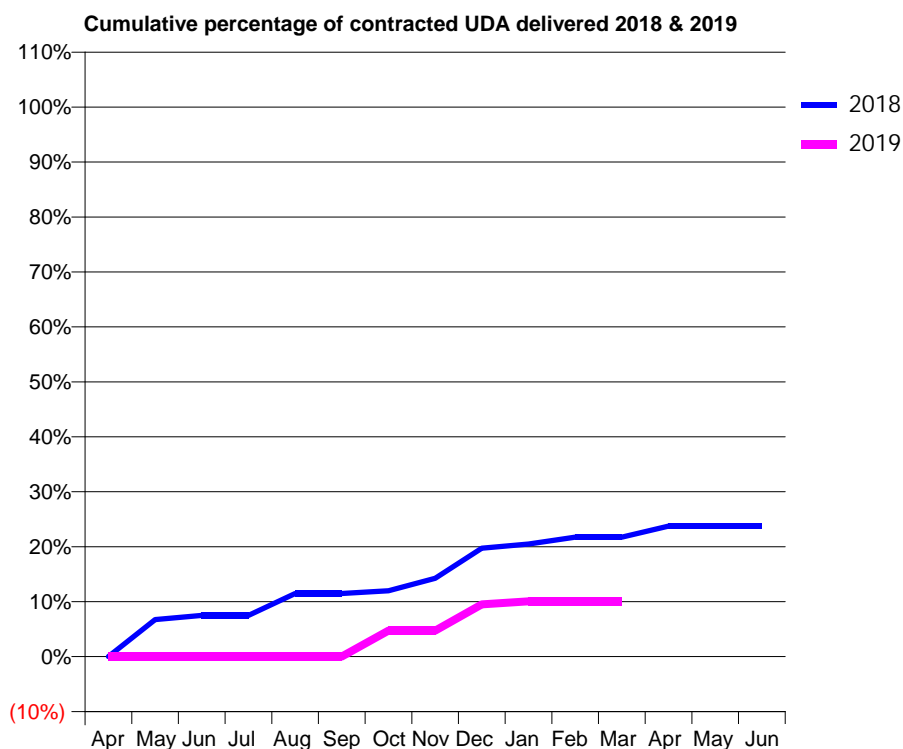
18/19 Contracted general activity (UDA)	400
Carry forward general activity (UDA)	0
18/19 Contracted orthodontic activity (UOA)	0
Carry forward orthodontic activity (UOA)	0
Baseline contract value	£9,123.41

ACCESS*

Patients seen in 24 months	Total	Change since previous quarter
Quarter ending March 2018	92	
Quarter ending June 2018	91	↓
Quarter ending September 2018	90	↓
Quarter ending December 2018	87	↓
Quarter ending March 2019	84	↓
Variance since March 2018	(8.7%)	↓



ACTIVITY



Month	Adjusted Scheduled Activity (UDA)	
	2018	2019
April	0	0
May	27	0
June	30	0
July	30	0
August	46	0
September	46	0
October	48	19
November	57	19
December	79	38
January	82	40
February	87	40
March	87	40
April	95	
May	95	
June	95	

QUALITY

	Quantity	Base Number	Contract	AT	Region	England
% of FP17s for the same patient ID Re-attending within 3 months - Children	1	51	2.0%	9.5%	11.3%	11.8%
% of FP17s for the same patient ID Re-attending within 3 months - Adults	0	14	0.0%	13.9%	15.4%	15.7%
% of FP17s for the same patient ID Re-attending between 3 & 9 months - Children	16	51	31.4%	62.0%	61.3%	58.9%
% of FP17s for the same patient ID Re-attending between 3 & 9 months - Adults	2	14	14.3%	52.8%	52.1%	50.8%
% of FP17s for Band 1 Urgent Courses	1	43	2.3%	8.8%	9.5%	9.1%
% of FP17s Relating to Free Repair or Replacements	0	43	0.0%	0.8%	0.6%	0.8%
% of FP17s Relating to Continuations	0	43	0.0%	1.0%	0.8%	0.9%
% of Patients satisfied with the dentistry they have received	0	0	N/A	92.3%	92.4%	92.5%
% of Patients satisfied with the time they had to wait for an appointment	0	0	N/A	89.7%	86.3%	87.0%

* This is based on patients treated on this contract for their most recent course of treatment. Figures in italics indicate the base number of FP17s or Patient Questionnaire responses are less than 100. N/A is shown where the base number of responses is less than 10 during the period. % is calculated as Quantity/Base number*100

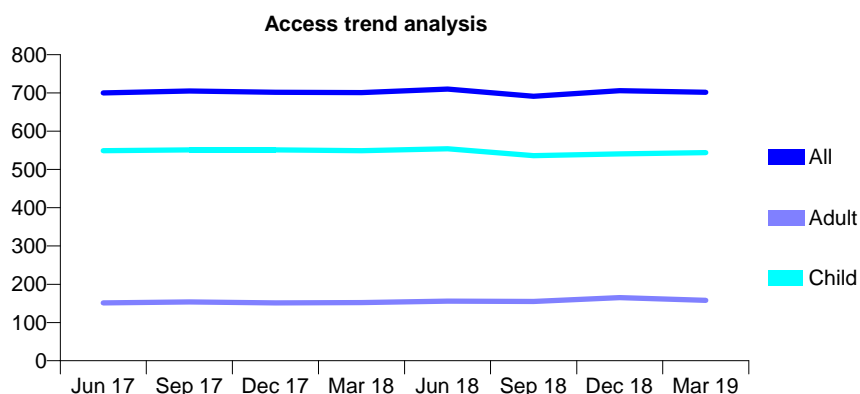
Q65 - Vital Signs At a Glance Contract Report for 210382/0001 - March 2019

Name or company name	W Gamlin and K Haas
Contract type name	GDS Contract
Purpose of contract	General
Contract start date	01/04/2006
Contract end date	

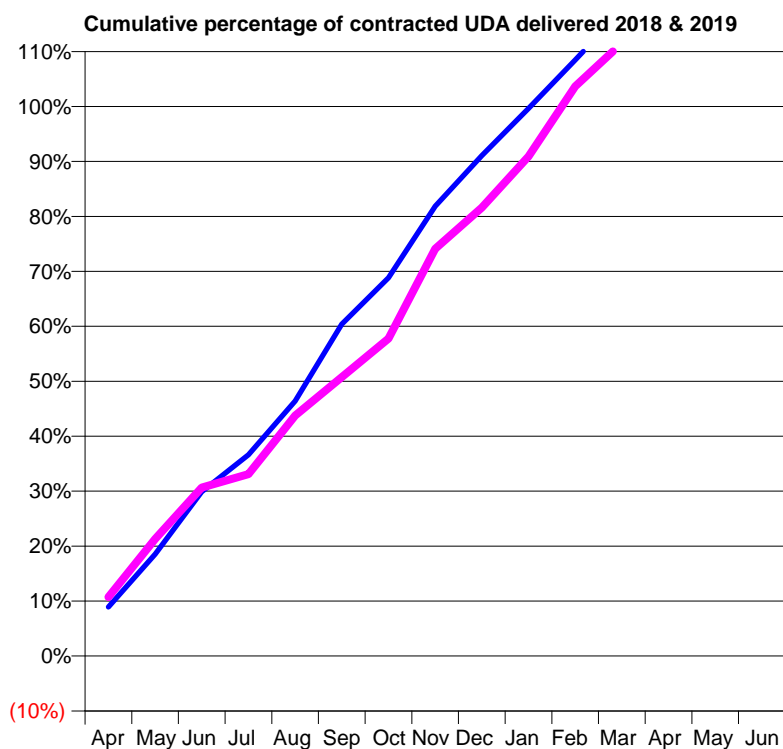
18/19 Contracted general activity (UDA)	1,100
Carry forward general activity (UDA)	-22
18/19 Contracted orthodontic activity (UOA)	0
Carry forward orthodontic activity (UOA)	0
Baseline contract value	£24,937.06

ACCESS*

Patients seen in 24 months	Total	Change since previous quarter
Quarter ending March 2018	701	
Quarter ending June 2018	710	→
Quarter ending September 2018	691	↓
Quarter ending December 2018	706	↑
Quarter ending March 2019	702	→
Variance since March 2018	0.1%	→



ACTIVITY



Month	Adjusted Scheduled Activity (UDA)	
	2018	2019
April	98	118
May	204	234
June	329	337
July	403	364
August	511	481
September	664	558
October	757	635
November	900	815
December	1,002	897
January	1,096	1,000
February	1,193	1,140
March	1,291	1,227
April	1,328	
May	1,328	
June	1,328	

QUALITY

	Quantity	Base Number	Contract	AT	Region	England
% of FP17s for the same patient ID Re-attending within 3 months - Children	43	847	5.1%	9.5%	11.3%	11.8%
% of FP17s for the same patient ID Re-attending within 3 months - Adults	7	122	5.7%	13.9%	15.4%	15.7%
% of FP17s for the same patient ID Re-attending between 3 & 9 months - Children	570	847	67.3%	62.0%	61.3%	58.9%
% of FP17s for the same patient ID Re-attending between 3 & 9 months - Adults	72	122	59.0%	52.8%	52.1%	50.8%
% of FP17s for Band 1 Urgent Courses	10	937	1.1%	8.8%	9.5%	9.1%
% of FP17s Relating to Free Repair or Replacements	0	937	0.0%	0.8%	0.6%	0.8%
% of FP17s Relating to Continuations	14	937	1.5%	1.0%	0.8%	0.9%
% of Patients satisfied with the dentistry they have received	1	1	N/A	92.3%	92.4%	92.5%
% of Patients satisfied with the time they had to wait for an appointment	1	1	N/A	89.7%	86.3%	87.0%

* This is based on patients treated on this contract for their most recent course of treatment. Figures in italics indicate the base number of FP17s or Patient Questionnaire responses are less than 100. N/A is shown where the base number of responses is less than 10 during the period. % is calculated as Quantity/Base number*100

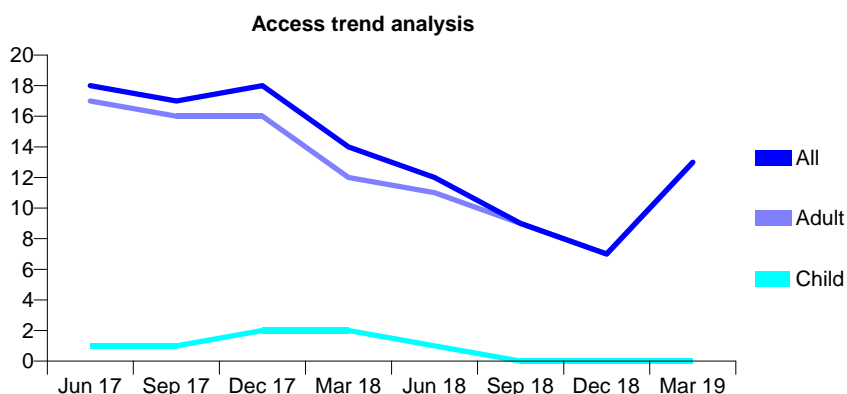
Q65 - Vital Signs At a Glance Contract Report for 220353/0001 - March 2019

Name or company name	MR CN BELL
Contract type name	PDS Contract
Purpose of contract	General
Contract start date	01/04/2006
Contract end date	31/03/2027

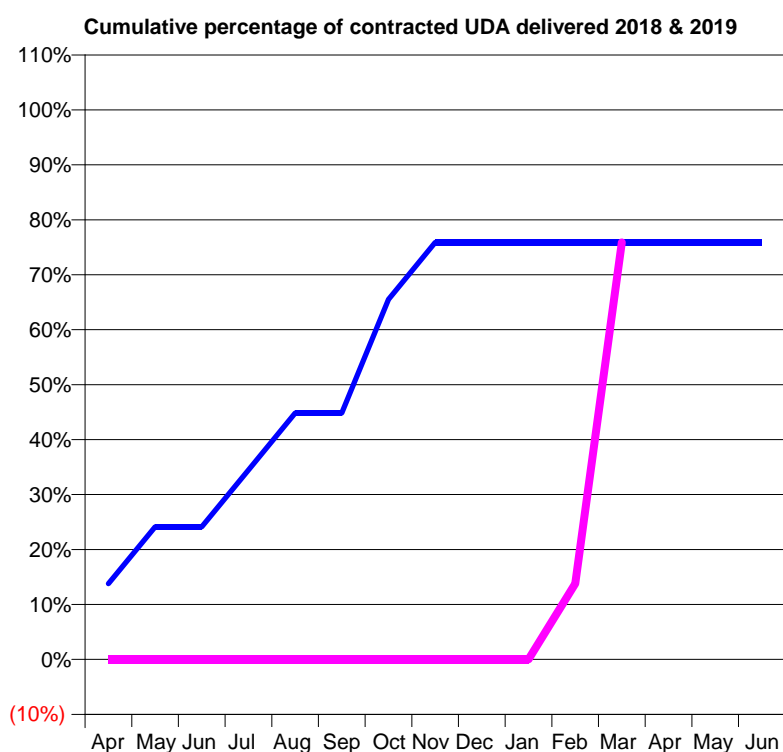
18/19 Contracted general activity (UDA)	29
Carry forward general activity (UDA)	0
18/19 Contracted orthodontic activity (UOA)	0
Carry forward orthodontic activity (UOA)	0
Baseline contract value	£812.32

ACCESS*

Patients seen in 24 months	Total	Change since previous quarter
Quarter ending March 2018	14	
Quarter ending June 2018	12	↓
Quarter ending September 2018	9	↓
Quarter ending December 2018	7	↓
Quarter ending March 2019	13	↑
Variance since March 2018	(7.1%)	↓



ACTIVITY



Month	Adjusted Scheduled Activity (UDA)	
	2018	2019
April	4	0
May	7	0
June	7	0
July	10	0
August	13	0
September	13	0
October	19	0
November	22	0
December	22	0
January	22	0
February	22	4
March	22	22
April	22	
May	22	
June	22	

QUALITY

	Quantity	Base Number	Contract	AT	Region	England
% of FP17s for the same patient ID Re-attending within 3 months - Children	0	0	N/A	9.5%	11.3%	11.8%
% of FP17s for the same patient ID Re-attending within 3 months - Adults	0	8	0.0%	13.9%	15.4%	15.7%
% of FP17s for the same patient ID Re-attending between 3 & 9 months - Children	0	0	N/A	62.0%	61.3%	58.9%
% of FP17s for the same patient ID Re-attending between 3 & 9 months - Adults	0	8	0.0%	52.8%	52.1%	50.8%
% of FP17s for Band 1 Urgent Courses	0	8	0.0%	8.8%	9.5%	9.1%
% of FP17s Relating to Free Repair or Replacements	0	8	0.0%	0.8%	0.6%	0.8%
% of FP17s Relating to Continuations	0	8	0.0%	1.0%	0.8%	0.9%
% of Patients satisfied with the dentistry they have received	0	0	N/A	92.3%	92.4%	92.5%
% of Patients satisfied with the time they had to wait for an appointment	0	0	N/A	89.7%	86.3%	87.0%

* This is based on patients treated on this contract for their most recent course of treatment. Figures in italics indicate the base number of FP17s or Patient Questionnaire responses are less than 100. N/A is shown where the base number of responses is less than 10 during the period. % is calculated as Quantity/Base number*100

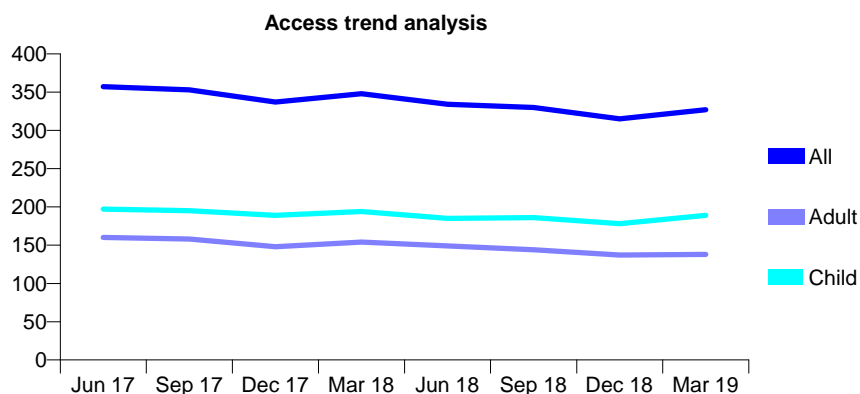
Q65 - Vital Signs At a Glance Contract Report for 220647/0001 - March 2019

Name or company name	Martock Dental Surgery Partnership
Contract type name	GDS Contract
Purpose of contract	General
Contract start date	01/04/2006
Contract end date	

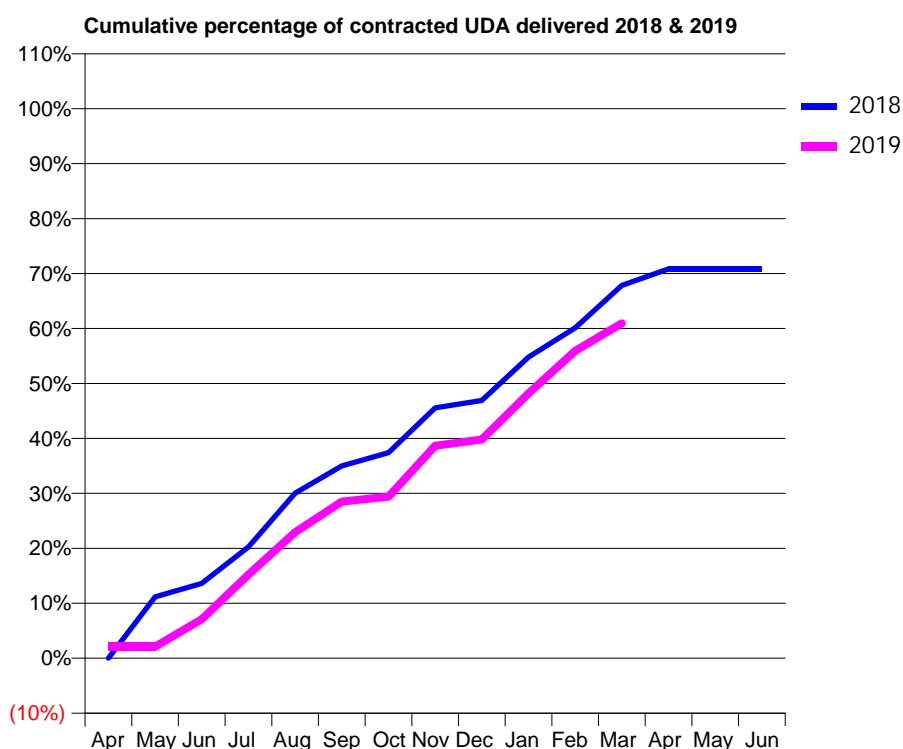
18/19 Contracted general activity (UDA)	1,000
Carry forward general activity (UDA)	0
18/19 Contracted orthodontic activity (UOA)	0
Carry forward orthodontic activity (UOA)	0
Baseline contract value	£23,318.16

ACCESS*

Patients seen in 24 months	Total	Change since previous quarter
Quarter ending March 2018	348	
Quarter ending June 2018	334	↓
Quarter ending September 2018	330	↓
Quarter ending December 2018	315	↓
Quarter ending March 2019	327	↑
Variance since March 2018	(6.0%)	↓



ACTIVITY



Month	2018	2019
April	0	21
May	112	21
June	136	71
July	203	152
August	301	229
September	350	285
October	374	294
November	456	387
December	469	398
January	548	482
February	601	559
March	678	609
April	708	
May	708	
June	708	

QUALITY

	Quantity	Base Number	Contract	AT	Region	England
% of FP17s for the same patient ID Re-attending within 3 months - Children	8	289	2.8%	9.5%	11.3%	11.8%
% of FP17s for the same patient ID Re-attending within 3 months - Adults	34	193	17.6%	13.9%	15.4%	15.7%
% of FP17s for the same patient ID Re-attending between 3 & 9 months - Children	211	289	73.0%	62.0%	61.3%	58.9%
% of FP17s for the same patient ID Re-attending between 3 & 9 months - Adults	112	193	58.0%	52.8%	52.1%	50.8%
% of FP17s for Band 1 Urgent Courses	22	457	4.8%	8.8%	9.5%	9.1%
% of FP17s Relating to Free Repair or Replacements	0	457	0.0%	0.8%	0.6%	0.8%
% of FP17s Relating to Continuations	0	457	0.0%	1.0%	0.8%	0.9%
% of Patients satisfied with the dentistry they have received	0	0	N/A	92.3%	92.4%	92.5%
% of Patients satisfied with the time they had to wait for an appointment	0	0	N/A	89.7%	86.3%	87.0%

* This is based on patients treated on this contract for their most recent course of treatment.

Figures in italics indicate the base number of FP17s or Patient Questionnaire responses are less than 100. N/A is shown where the base number of responses is less than 10 during the period. % is calculated as Quantity/Base number*100

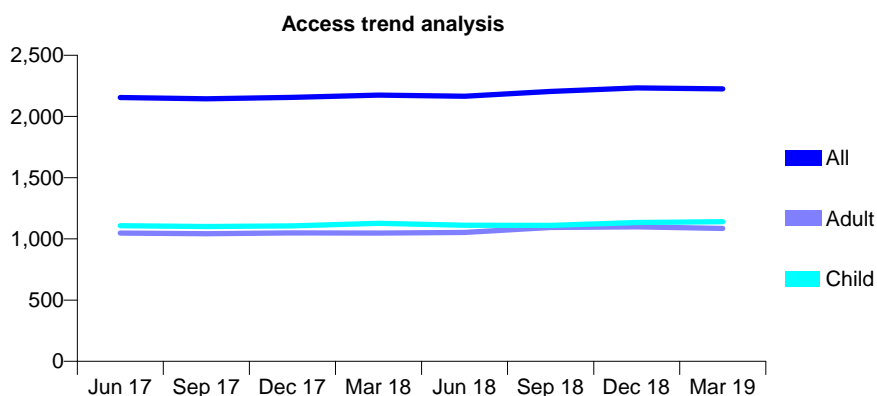
Q65 - Vital Signs At a Glance Contract Report for 222399/0001 - March 2019

Name or company name	Stoke Gifford Dental Surgery
Contract type name	GDS Contract
Purpose of contract	General and Orthodontic
Contract start date	01/04/2006
Contract end date	

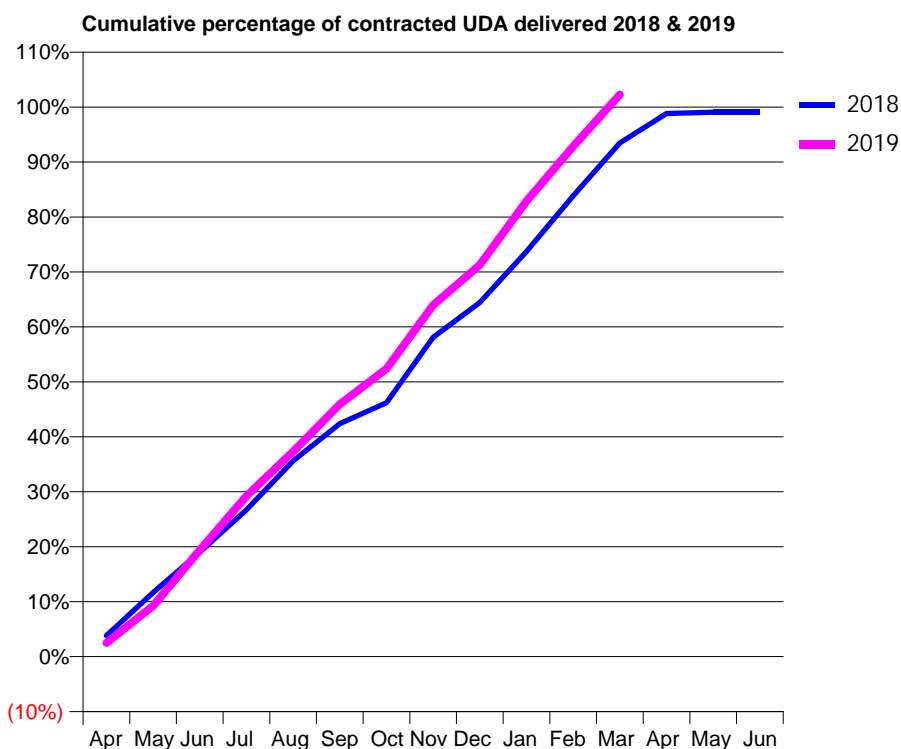
18/19 Contracted general activity (UDA)	5,751
Carry forward general activity (UDA)	55
18/19 Contracted orthodontic activity (UOA)	753
Carry forward orthodontic activity (UOA)	17
Baseline contract value	£189,748.90

ACCESS*

Patients seen in 24 months	Total	Change since previous quarter
Quarter ending March 2018	2,175	
Quarter ending June 2018	2,165	→
Quarter ending September 2018	2,204	→
Quarter ending December 2018	2,234	→
Quarter ending March 2019	2,225	→
Variance since March 2018	2.3%	↑



ACTIVITY



Month	Adjusted Scheduled Activity (UDA)	
	2018	2019
April	220	143
May	671	532
June	1,093	1,115
July	1,537	1,681
August	2,049	2,145
September	2,437	2,640
October	2,659	3,013
November	3,342	3,678
December	3,706	4,099
January	4,241	4,766
February	4,822	5,340
March	5,376	5,880
April	5,684	
May	5,696	
June	5,696	

QUALITY

	Quantity	Base Number	Contract	AT	Region	England
% of FP17s for the same patient ID Re-attending within 3 months - Children	361	2,280	15.8%	9.5%	11.3%	11.8%
% of FP17s for the same patient ID Re-attending within 3 months - Adults	127	1,373	9.2%	13.9%	15.4%	15.7%
% of FP17s for the same patient ID Re-attending between 3 & 9 months - Children	1,490	2,280	65.4%	62.0%	61.3%	58.9%
% of FP17s for the same patient ID Re-attending between 3 & 9 months - Adults	829	1,373	60.4%	52.8%	52.1%	50.8%
% of FP17s for Band 1 Urgent Courses	192	3,389	5.7%	8.8%	9.5%	9.1%
% of FP17s Relating to Free Repair or Replacements	12	3,389	0.4%	0.8%	0.6%	0.8%
% of FP17s Relating to Continuations	10	3,389	0.3%	1.0%	0.8%	0.9%
% of Patients satisfied with the dentistry they have received	1	1	N/A	92.3%	92.4%	92.5%
% of Patients satisfied with the time they had to wait for an appointment	1	1	N/A	89.7%	86.3%	87.0%

* This is based on patients treated on this contract for their most recent course of treatment. Figures in italics indicate the base number of FP17s or Patient Questionnaire responses are less than 100. N/A is shown where the base number of responses is less than 10 during the period. % is calculated as Quantity/Base number*100

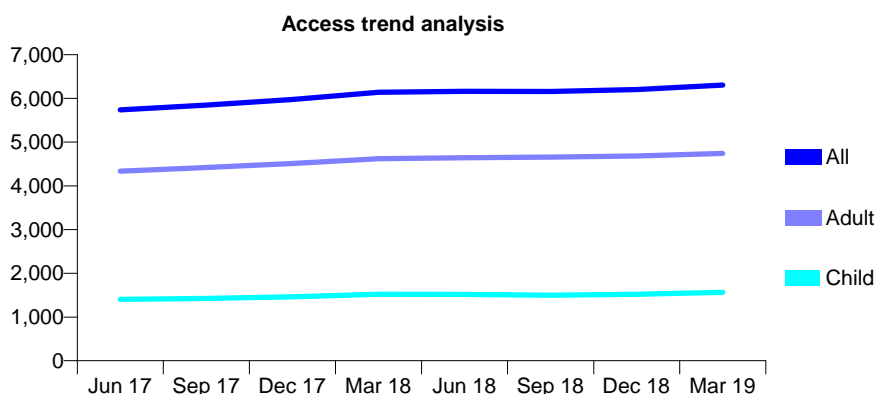
Q65 - Vital Signs At a Glance Contract Report for 251798/0001 - March 2019

Name or company name	MISS KD DAVIES
Contract type name	GDS Contract
Purpose of contract	General
Contract start date	24/01/2014
Contract end date	

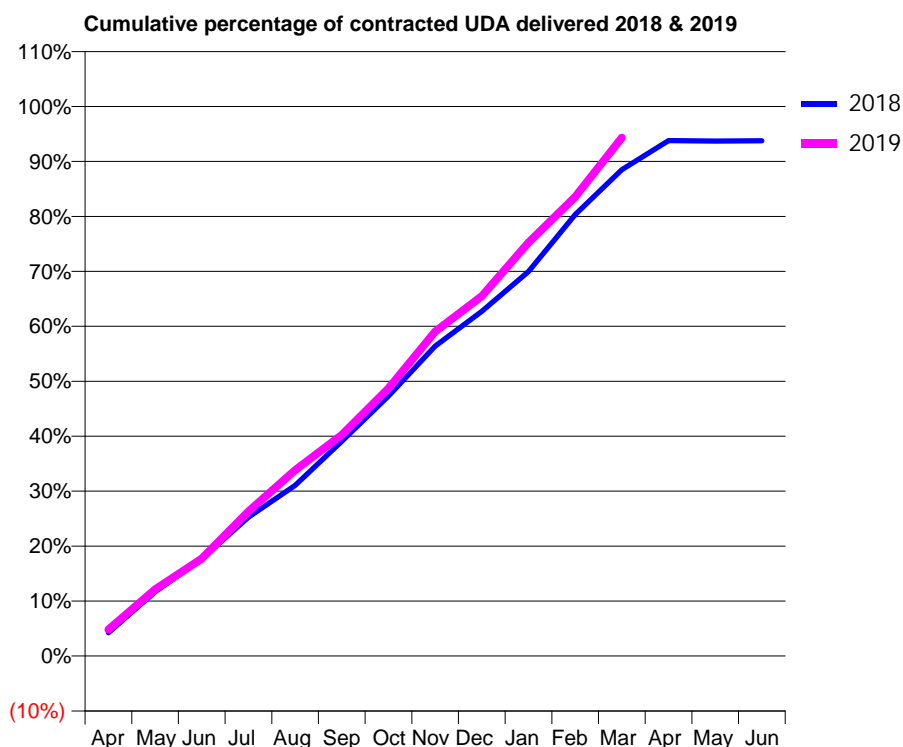
18/19 Contracted general activity (UDA)	14,138
Carry forward general activity (UDA)	0
18/19 Contracted orthodontic activity (UOA)	0
Carry forward orthodontic activity (UOA)	0
Baseline contract value	£377,501.18

ACCESS*

Patients seen in 24 months	Total	Change since previous quarter
Quarter ending March 2018	6,140	
Quarter ending June 2018	6,162	→
Quarter ending September 2018	6,158	→
Quarter ending December 2018	6,203	→
Quarter ending March 2019	6,304	→
Variance since March 2018	2.7%	↑



ACTIVITY



Month	Adjusted Scheduled Activity (UDA)	
	2018	2019
April	641	682
May	1,768	1,718
June	2,677	2,505
July	3,827	3,720
August	4,705	4,781
September	5,917	5,692
October	7,161	6,887
November	8,535	8,349
December	9,492	9,259
January	10,591	10,637
February	12,160	11,814
March	13,394	13,333
April	14,197	
May	14,185	
June	14,191	

QUALITY

	Quantity	Base Number	Contract	AT	Region	England
% of FP17s for the same patient ID Re-attending within 3 months - Children	199	2,714	7.3%	9.5%	11.3%	11.8%
% of FP17s for the same patient ID Re-attending within 3 months - Adults	867	7,174	12.1%	13.9%	15.4%	15.7%
% of FP17s for the same patient ID Re-attending between 3 & 9 months - Children	1,945	2,714	71.7%	62.0%	61.3%	58.9%
% of FP17s for the same patient ID Re-attending between 3 & 9 months - Adults	4,050	7,174	56.5%	52.8%	52.1%	50.8%
% of FP17s for Band 1 Urgent Courses	502	7,627	6.6%	8.8%	9.5%	9.1%
% of FP17s Relating to Free Repair or Replacements	116	7,627	1.5%	0.8%	0.6%	0.8%
% of FP17s Relating to Continuations	20	7,627	0.3%	1.0%	0.8%	0.9%
% of Patients satisfied with the dentistry they have received	2	2	N/A	92.3%	92.4%	92.5%
% of Patients satisfied with the time they had to wait for an appointment	2	2	N/A	89.7%	86.3%	87.0%

* This is based on patients treated on this contract for their most recent course of treatment. Figures in italics indicate the base number of FP17s or Patient Questionnaire responses are less than 100. N/A is shown where the base number of responses is less than 10 during the period. % is calculated as Quantity/Base number*100

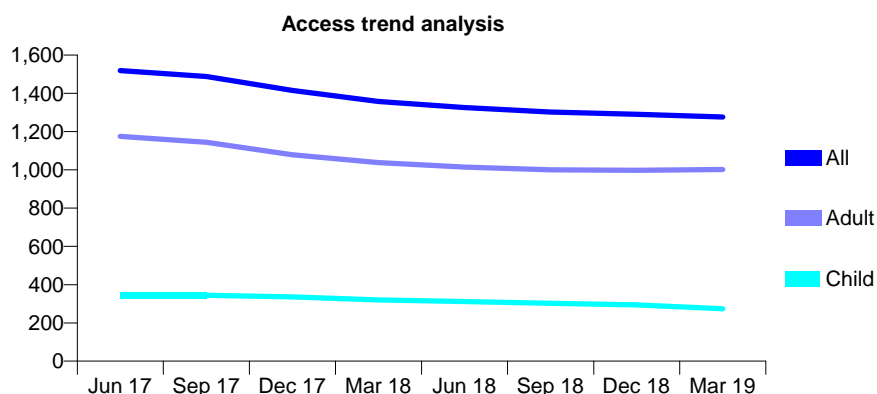
Q65 - Vital Signs At a Glance Contract Report for 322148/0001 - March 2019

Name or company name	MR CP OWEN-ROBERTS
Contract type name	GDS Contract
Purpose of contract	General
Contract start date	01/04/2006
Contract end date	

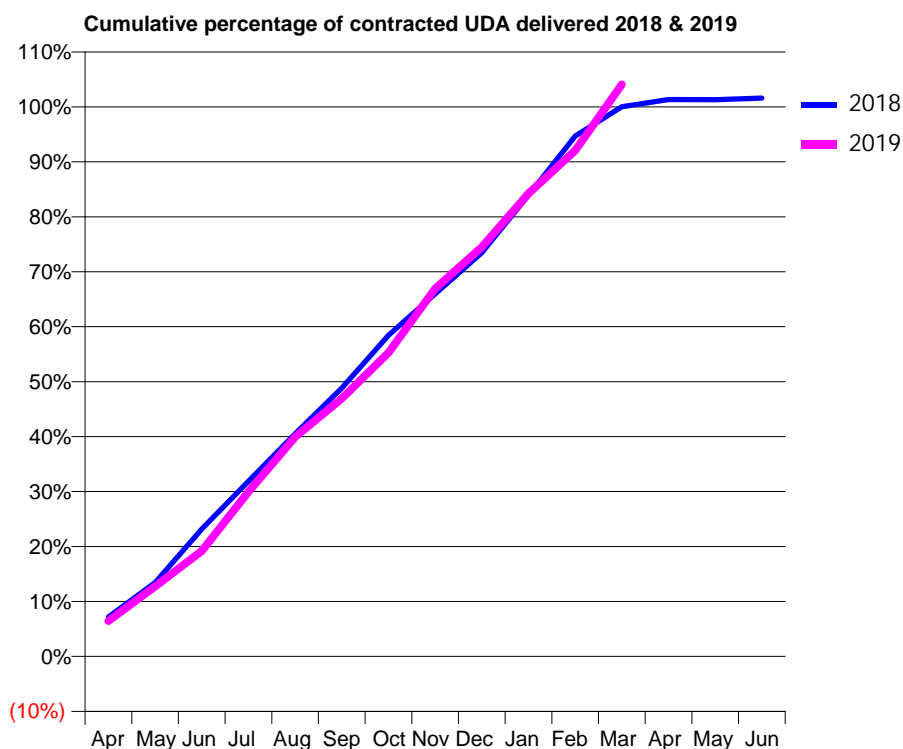
18/19 Contracted general activity (UDA)	4,243
Carry forward general activity (UDA)	-68
18/19 Contracted orthodontic activity (UOA)	0
Carry forward orthodontic activity (UOA)	0
Baseline contract value	£106,276.21

ACCESS*

Patients seen in 24 months	Total	Change since previous quarter
Quarter ending March 2018	1,358	
Quarter ending June 2018	1,326	↓
Quarter ending September 2018	1,302	↓
Quarter ending December 2018	1,291	→
Quarter ending March 2019	1,276	↓
Variance since March 2018	(6.0%)	↓



ACTIVITY



Month	2018	2019
April	305	273
May	570	541
June	983	814
July	1,352	1,271
August	1,719	1,694
September	2,072	1,992
October	2,480	2,345
November	2,799	2,841
December	3,117	3,161
January	3,560	3,574
February	4,017	3,906
March	4,244	4,415
April	4,300	
May	4,299	
June	4,311	

QUALITY

	Quantity	Base Number	Contract	AT	Region	England
% of FP17s for the same patient ID Re-attending within 3 months - Children	14	466	3.0%	9.5%	11.3%	11.8%
% of FP17s for the same patient ID Re-attending within 3 months - Adults	254	1,536	16.5%	13.9%	15.4%	15.7%
% of FP17s for the same patient ID Re-attending between 3 & 9 months - Children	345	466	74.0%	62.0%	61.3%	58.9%
% of FP17s for the same patient ID Re-attending between 3 & 9 months - Adults	822	1,536	53.5%	52.8%	52.1%	50.8%
% of FP17s for Band 1 Urgent Courses	203	1,963	10.3%	8.8%	9.5%	9.1%
% of FP17s Relating to Free Repair or Replacements	15	1,963	0.8%	0.8%	0.6%	0.8%
% of FP17s Relating to Continuations	4	1,963	0.2%	1.0%	0.8%	0.9%
% of Patients satisfied with the dentistry they have received	1	1	N/A	92.3%	92.4%	92.5%
% of Patients satisfied with the time they had to wait for an appointment	1	1	N/A	89.7%	86.3%	87.0%

* This is based on patients treated on this contract for their most recent course of treatment. Figures in italics indicate the base number of FP17s or Patient Questionnaire responses are less than 100. N/A is shown where the base number of responses is less than 10 during the period. % is calculated as Quantity/Base number*100

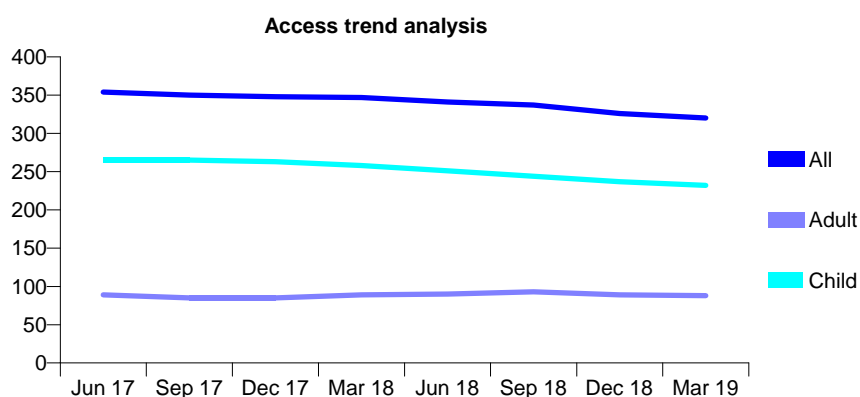
Q65 - Vital Signs At a Glance Contract Report for 322237/0002 - March 2019

Name or company name	MR DC MASON
Contract type name	GDS Contract
Purpose of contract	General
Contract start date	01/04/2006
Contract end date	

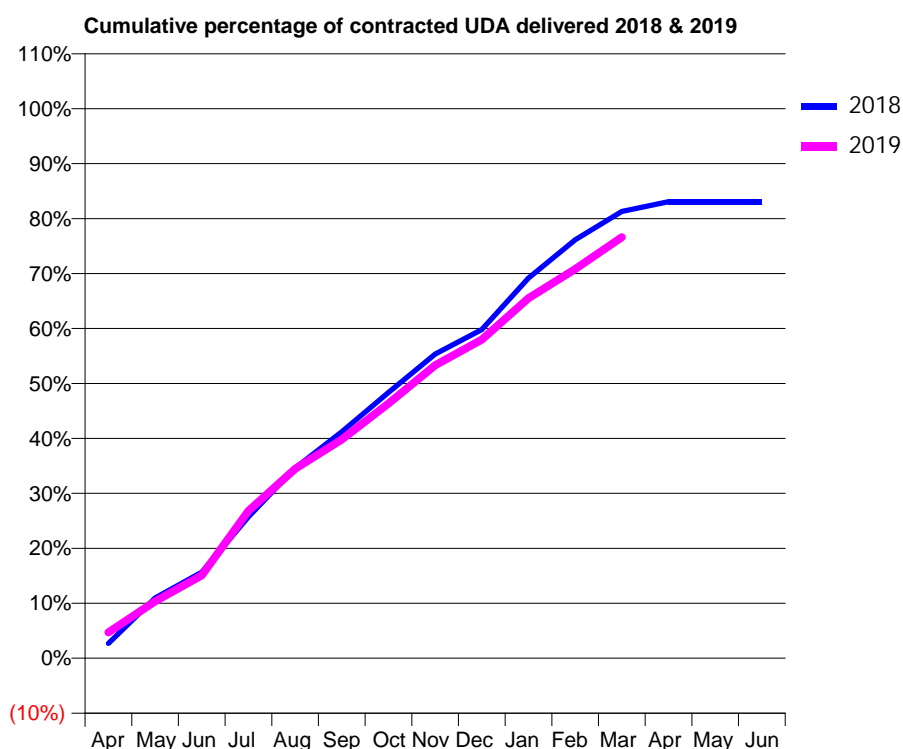
18/19 Contracted general activity (UDA)	850
Carry forward general activity (UDA)	0
18/19 Contracted orthodontic activity (UOA)	0
Carry forward orthodontic activity (UOA)	0
Baseline contract value	£21,318.73

ACCESS*

Patients seen in 24 months	Total	Change since previous quarter
Quarter ending March 2018	347	
Quarter ending June 2018	341	↓
Quarter ending September 2018	337	↓
Quarter ending December 2018	326	↓
Quarter ending March 2019	320	↓
Variance since March 2018	(7.8%)	↓



ACTIVITY



Month	Adjusted Scheduled Activity (UDA)	
	2018	2019
April	23	40
May	93	88
June	133	128
July	219	228
August	294	293
September	350	338
October	411	394
November	470	453
December	508	493
January	588	557
February	647	602
March	691	651
April	706	
May	706	
June	706	

QUALITY

	Quantity	Base Number	Contract	AT	Region	England
% of FP17s for the same patient ID Re-attending within 3 months - Children	22	436	5.0%	9.5%	11.3%	11.8%
% of FP17s for the same patient ID Re-attending within 3 months - Adults	3	91	3.3%	13.9%	15.4%	15.7%
% of FP17s for the same patient ID Re-attending between 3 & 9 months - Children	354	436	81.2%	62.0%	61.3%	58.9%
% of FP17s for the same patient ID Re-attending between 3 & 9 months - Adults	74	91	81.3%	52.8%	52.1%	50.8%
% of FP17s for Band 1 Urgent Courses	15	510	2.9%	8.8%	9.5%	9.1%
% of FP17s Relating to Free Repair or Replacements	0	510	0.0%	0.8%	0.6%	0.8%
% of FP17s Relating to Continuations	0	510	0.0%	1.0%	0.8%	0.9%
% of Patients satisfied with the dentistry they have received	0	0	N/A	92.3%	92.4%	92.5%
% of Patients satisfied with the time they had to wait for an appointment	0	0	N/A	89.7%	86.3%	87.0%

* This is based on patients treated on this contract for their most recent course of treatment.

Figures in italics indicate the base number of FP17s or Patient Questionnaire responses are less than 100. N/A is shown where the base number of responses is less than 10 during the period. % is calculated as Quantity/Base number*100

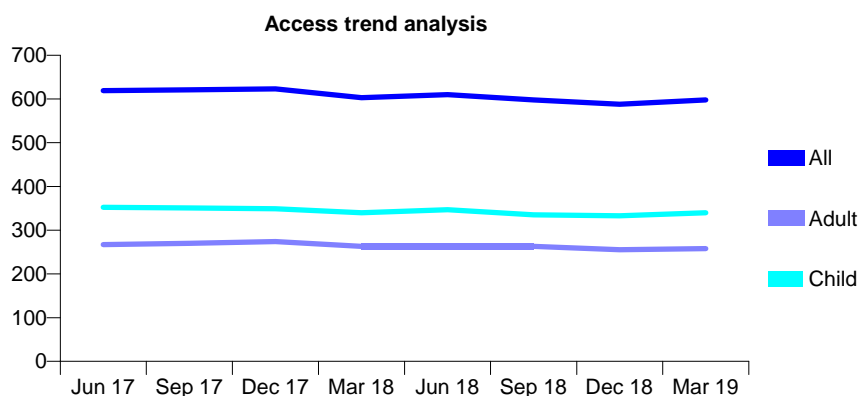
Q65 - Vital Signs At a Glance Contract Report for 328316/0001 - March 2019

Name or company name	The Dental Surgery Clifton
Contract type name	GDS Contract
Purpose of contract	General
Contract start date	01/04/2006
Contract end date	

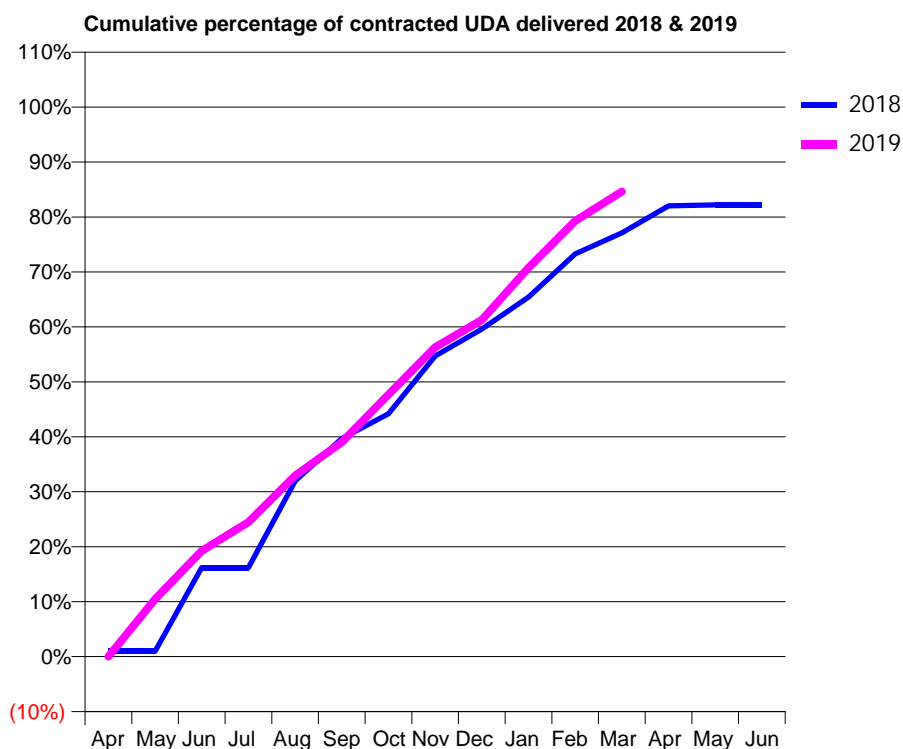
18/19 Contracted general activity (UDA)	1,000
Carry forward general activity (UDA)	0
18/19 Contracted orthodontic activity (UOA)	0
Carry forward orthodontic activity (UOA)	0
Baseline contract value	£24,975.95

ACCESS*

Patients seen in 24 months	Total	Change since previous quarter
Quarter ending March 2018	603	
Quarter ending June 2018	610	→
Quarter ending September 2018	598	↓
Quarter ending December 2018	588	↓
Quarter ending March 2019	598	→
Variance since March 2018	(0.8%)	→



ACTIVITY



Month	Adjusted Scheduled Activity (UDA)	
	2018	2019
April	10	0
May	10	105
June	162	192
July	162	245
August	320	330
September	397	390
October	442	477
November	547	563
December	596	613
January	654	708
February	733	793
March	771	846
April	820	
May	822	
June	822	

QUALITY

	Quantity	Base Number	Contract	AT	Region	England
% of FP17s for the same patient ID Re-attending within 3 months - Children	18	466	3.9%	9.5%	11.3%	11.8%
% of FP17s for the same patient ID Re-attending within 3 months - Adults	19	276	6.9%	13.9%	15.4%	15.7%
% of FP17s for the same patient ID Re-attending between 3 & 9 months - Children	237	466	50.9%	62.0%	61.3%	58.9%
% of FP17s for the same patient ID Re-attending between 3 & 9 months - Adults	119	276	43.1%	52.8%	52.1%	50.8%
% of FP17s for Band 1 Urgent Courses	25	692	3.6%	8.8%	9.5%	9.1%
% of FP17s Relating to Free Repair or Replacements	0	692	0.0%	0.8%	0.6%	0.8%
% of FP17s Relating to Continuations	0	692	0.0%	1.0%	0.8%	0.9%
% of Patients satisfied with the dentistry they have received	0	0	N/A	92.3%	92.4%	92.5%
% of Patients satisfied with the time they had to wait for an appointment	0	0	N/A	89.7%	86.3%	87.0%

* This is based on patients treated on this contract for their most recent course of treatment. Figures in italics indicate the base number of FP17s or Patient Questionnaire responses are less than 100. N/A is shown where the base number of responses is less than 10 during the period. % is calculated as Quantity/Base number*100

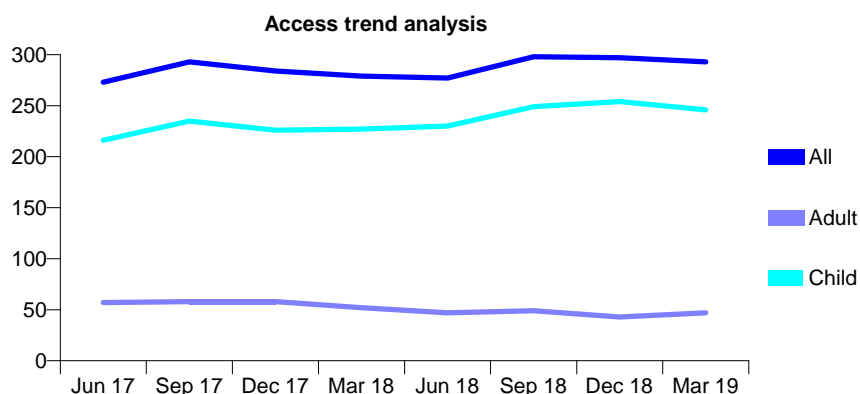
Q65 - Vital Signs At a Glance Contract Report for 331163/0001 - March 2019

Name or company name	MR JR HATFIELD
Contract type name	GDS Contract
Purpose of contract	General
Contract start date	01/04/2006
Contract end date	

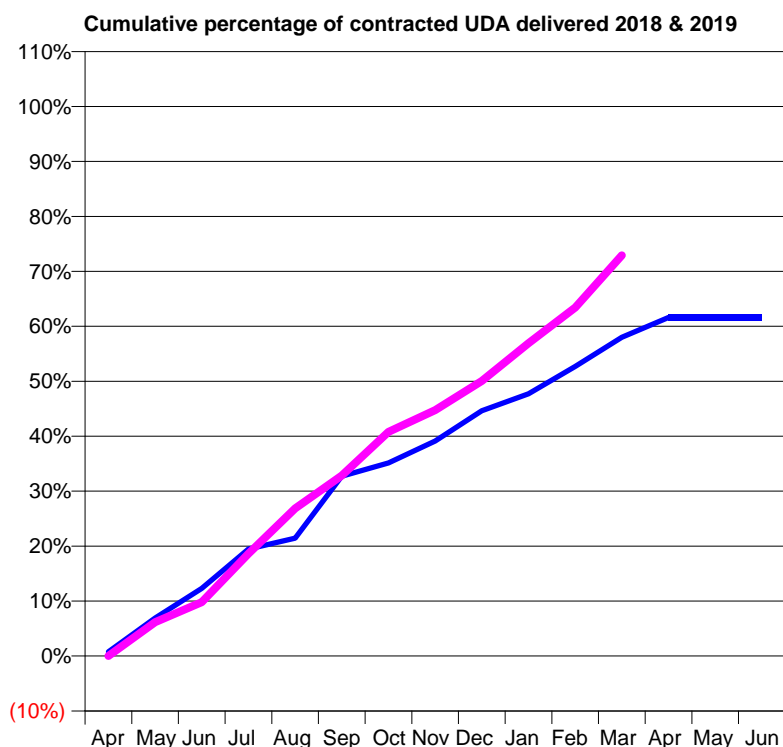
18/19 Contracted general activity (UDA)	909
Carry forward general activity (UDA)	0
18/19 Contracted orthodontic activity (UOA)	0
Carry forward orthodontic activity (UOA)	0
Baseline contract value	£19,035.93

ACCESS*

Patients seen in 24 months	Total	Change since previous quarter
Quarter ending March 2018	279	
Quarter ending June 2018	277	→
Quarter ending September 2018	298	↑
Quarter ending December 2018	297	→
Quarter ending March 2019	293	↓
Variance since March 2018	5.0%	↑



ACTIVITY



Month	Adjusted Scheduled Activity (UDA)	
	2018	2019
April	7	0
May	63	56
June	112	89
July	177	169
August	195	244
September	297	299
October	320	371
November	356	407
December	406	455
January	434	517
February	479	577
March	527	663
April	560	
May	560	
June	560	

QUALITY

	Quantity	Base Number	Contract	AT	Region	England
% of FP17s for the same patient ID Re-attending within 3 months - Children	16	456	3.5%	9.5%	11.3%	11.8%
% of FP17s for the same patient ID Re-attending within 3 months - Adults	2	22	9.1%	13.9%	15.4%	15.7%
% of FP17s for the same patient ID Re-attending between 3 & 9 months - Children	314	456	68.9%	62.0%	61.3%	58.9%
% of FP17s for the same patient ID Re-attending between 3 & 9 months - Adults	13	22	59.1%	52.8%	52.1%	50.8%
% of FP17s for Band 1 Urgent Courses	9	425	2.1%	8.8%	9.5%	9.1%
% of FP17s Relating to Free Repair or Replacements	0	425	0.0%	0.8%	0.6%	0.8%
% of FP17s Relating to Continuations	0	425	0.0%	1.0%	0.8%	0.9%
% of Patients satisfied with the dentistry they have received	0	0	N/A	92.3%	92.4%	92.5%
% of Patients satisfied with the time they had to wait for an appointment	0	0	N/A	89.7%	86.3%	87.0%

* This is based on patients treated on this contract for their most recent course of treatment. Figures in italics indicate the base number of FP17s or Patient Questionnaire responses are less than 100. N/A is shown where the base number of responses is less than 10 during the period. % is calculated as Quantity/Base number*100

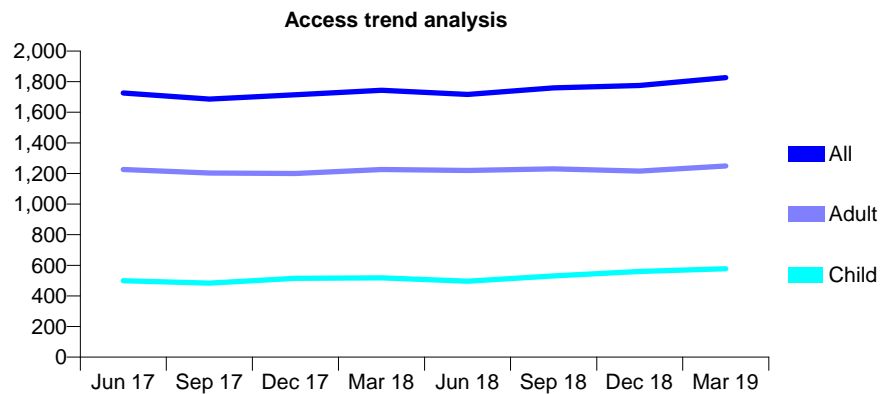
Q65 - Vital Signs At a Glance Contract Report for 339636/0001 - March 2019

Name or company name	MRS J ZEINALI
Contract type name	GDS Contract
Purpose of contract	General
Contract start date	01/04/2006
Contract end date	

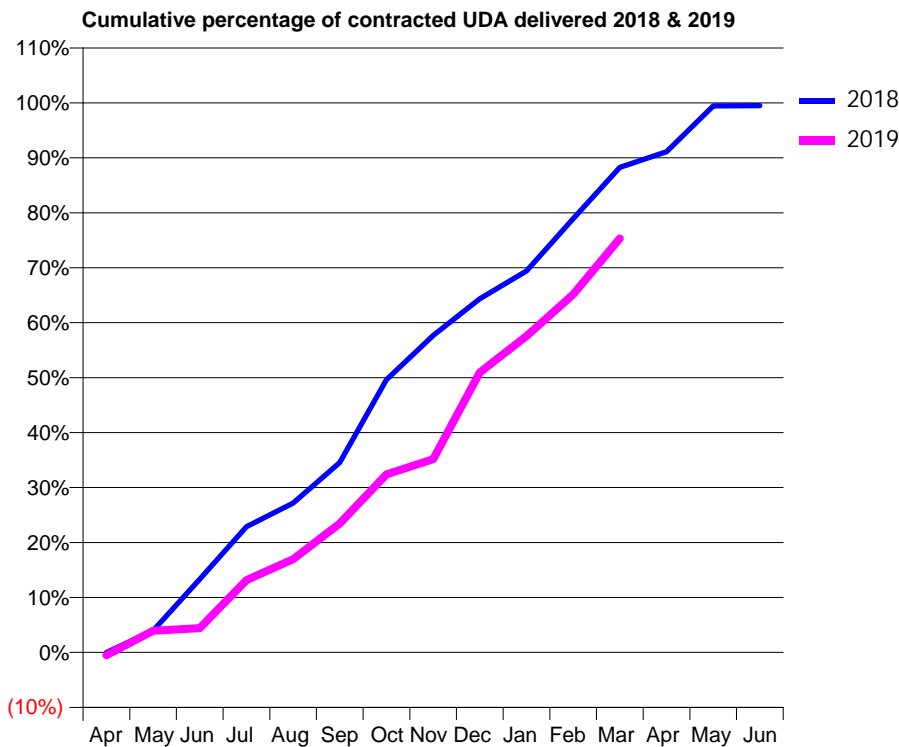
18/19 Contracted general activity (UDA)	5,939
Carry forward general activity (UDA)	31
18/19 Contracted orthodontic activity (UOA)	0
Carry forward orthodontic activity (UOA)	0
Baseline contract value	£146,470.93

ACCESS*

Patients seen in 24 months	Total	Change since previous quarter
Quarter ending March 2018	1,744	
Quarter ending June 2018	1,716	↓
Quarter ending September 2018	1,760	↑
Quarter ending December 2018	1,775	→
Quarter ending March 2019	1,826	↑
Variance since March 2018	4.7%	↑



ACTIVITY



Month	Adjusted Scheduled Activity (UDA)	
	2018	2019
April	-2	-31
May	237	234
June	791	264
July	1,358	782
August	1,616	1,008
September	2,052	1,393
October	2,948	1,925
November	3,425	2,089
December	3,821	3,026
January	4,122	3,418
February	4,687	3,870
March	5,241	4,474
April	5,411	
May	5,905	
June	5,908	

QUALITY

	Quantity	Base Number	Contract	AT	Region	England
% of FP17s for the same patient ID Re-attending within 3 months - Children	77	830	9.3%	9.5%	11.3%	11.8%
% of FP17s for the same patient ID Re-attending within 3 months - Adults	171	1,552	11.0%	13.9%	15.4%	15.7%
% of FP17s for the same patient ID Re-attending between 3 & 9 months - Children	451	830	54.3%	62.0%	61.3%	58.9%
% of FP17s for the same patient ID Re-attending between 3 & 9 months - Adults	865	1,552	55.7%	52.8%	52.1%	50.8%
% of FP17s for Band 1 Urgent Courses	144	2,107	6.8%	8.8%	9.5%	9.1%
% of FP17s Relating to Free Repair or Replacements	11	2,107	0.5%	0.8%	0.6%	0.8%
% of FP17s Relating to Continuations	6	2,107	0.3%	1.0%	0.8%	0.9%
% of Patients satisfied with the dentistry they have received	0	0	N/A	92.3%	92.4%	92.5%
% of Patients satisfied with the time they had to wait for an appointment	0	0	N/A	89.7%	86.3%	87.0%

* This is based on patients treated on this contract for their most recent course of treatment. Figures in italics indicate the base number of FP17s or Patient Questionnaire responses are less than 100. N/A is shown where the base number of responses is less than 10 during the period. % is calculated as Quantity/Base number*100

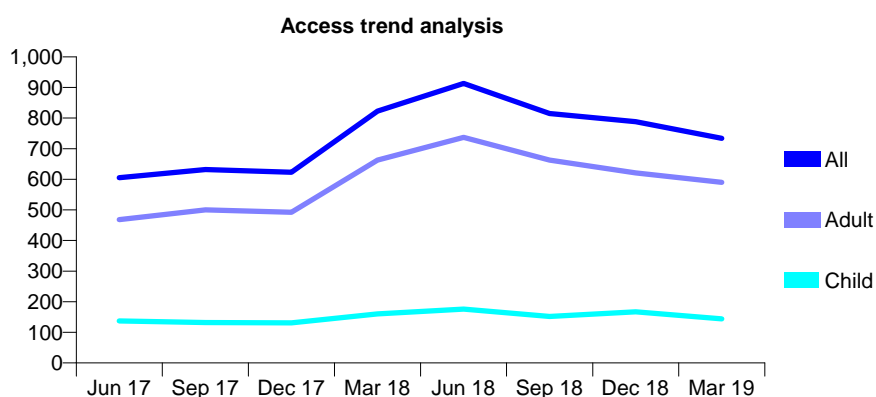
Q65 - Vital Signs At a Glance Contract Report for 339636/0002 - March 2019

Name or company name	Mr Samuel Labib
Contract type name	GDS Contract
Purpose of contract	General
Contract start date	01/04/2006
Contract end date	

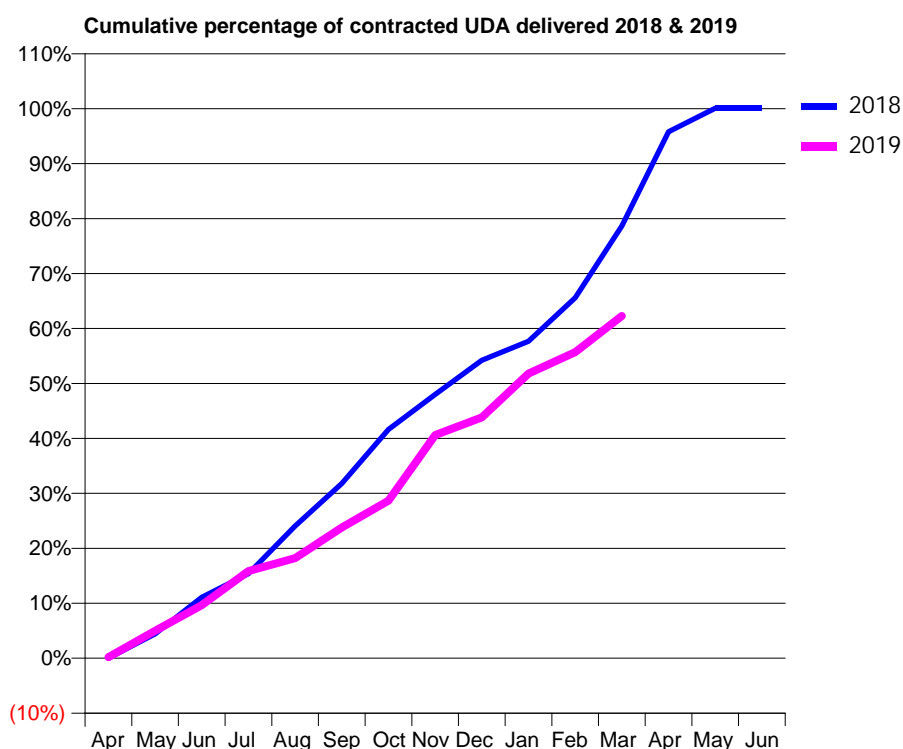
18/19 Contracted general activity (UDA)	2,235
Carry forward general activity (UDA)	-1
18/19 Contracted orthodontic activity (UOA)	0
Carry forward orthodontic activity (UOA)	0
Baseline contract value	£55,981.88

ACCESS*

Patients seen in 24 months	Total	Change since previous quarter
Quarter ending March 2018	823	
Quarter ending June 2018	913	↑
Quarter ending September 2018	815	↓
Quarter ending December 2018	788	↓
Quarter ending March 2019	734	↓
Variance since March 2018	(10.8%)	↓



ACTIVITY



Month	2018	2019
April	0	4
May	100	112
June	248	216
July	344	354
August	538	407
September	711	531
October	930	641
November	1,073	908
December	1,212	979
January	1,289	1,158
February	1,466	1,245
March	1,757	1,392
April	2,141	
May	2,237	
June	2,236	

QUALITY

	Quantity	Base Number	Contract	AT	Region	England
% of FP17s for the same patient ID Re-attending within 3 months - Children	5	208	2.4%	9.5%	11.3%	11.8%
% of FP17s for the same patient ID Re-attending within 3 months - Adults	42	774	5.4%	13.9%	15.4%	15.7%
% of FP17s for the same patient ID Re-attending between 3 & 9 months - Children	67	208	32.2%	62.0%	61.3%	58.9%
% of FP17s for the same patient ID Re-attending between 3 & 9 months - Adults	298	774	38.5%	52.8%	52.1%	50.8%
% of FP17s for Band 1 Urgent Courses	40	701	5.7%	8.8%	9.5%	9.1%
% of FP17s Relating to Free Repair or Replacements	3	701	0.4%	0.8%	0.6%	0.8%
% of FP17s Relating to Continuations	4	701	0.6%	1.0%	0.8%	0.9%
% of Patients satisfied with the dentistry they have received	0	0	N/A	92.3%	92.4%	92.5%
% of Patients satisfied with the time they had to wait for an appointment	0	0	N/A	89.7%	86.3%	87.0%

* This is based on patients treated on this contract for their most recent course of treatment.

Figures in italics indicate the base number of FP17s or Patient Questionnaire responses are less than 100. N/A is shown where the base number of responses is less than 10 during the period. % is calculated as Quantity/Base number*100

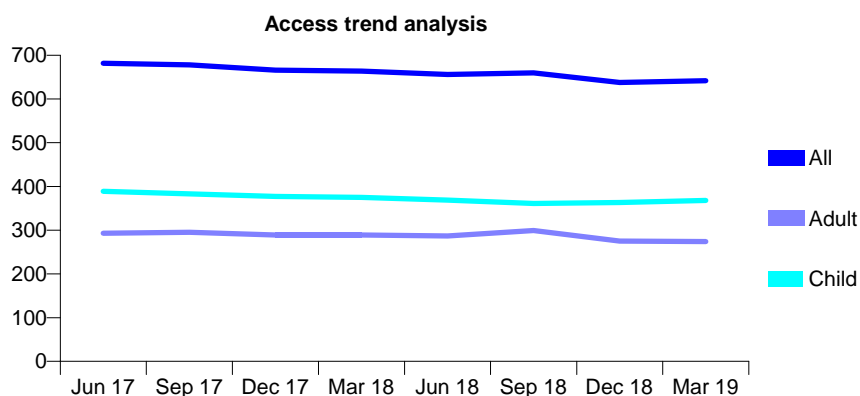
Q65 - Vital Signs At a Glance Contract Report for 342408/0001 - March 2019

Name or company name	MR DA CHAPMAN
Contract type name	GDS Contract
Purpose of contract	General and Orthodontic
Contract start date	01/12/2014
Contract end date	

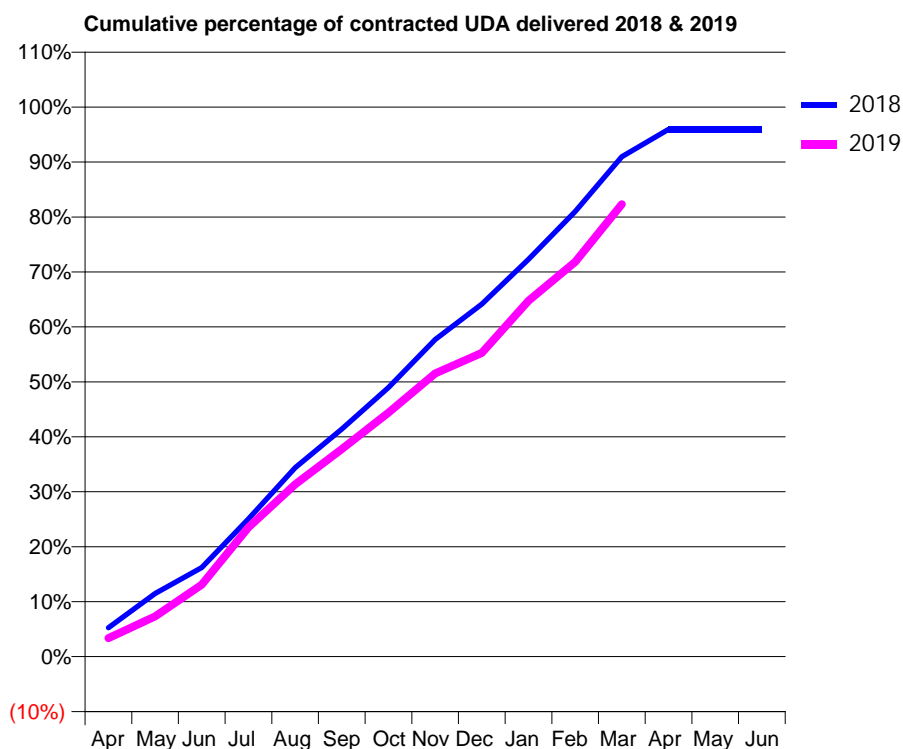
18/19 Contracted general activity (UDA)	1,770
Carry forward general activity (UDA)	0
18/19 Contracted orthodontic activity (UOA)	0
Carry forward orthodontic activity (UOA)	0
Baseline contract value	£46,314.80

ACCESS*

Patients seen in 24 months	Total	Change since previous quarter
Quarter ending March 2018	664	
Quarter ending June 2018	656	↓
Quarter ending September 2018	660	→
Quarter ending December 2018	638	↓
Quarter ending March 2019	642	→
Variance since March 2018	(3.3%)	↓



ACTIVITY



Month	Adjusted Scheduled Activity (UDA)	
	2018	2019
April	93	59
May	203	129
June	287	232
July	443	416
August	608	555
September	733	668
October	866	786
November	1,021	912
December	1,136	978
January	1,280	1,146
February	1,434	1,271
March	1,610	1,457
April	1,698	
May	1,698	
June	1,698	

QUALITY

	Quantity	Base Number	Contract	AT	Region	England
% of FP17s for the same patient ID Re-attending within 3 months - Children	50	596	8.4%	9.5%	11.3%	11.8%
% of FP17s for the same patient ID Re-attending within 3 months - Adults	36	320	11.3%	13.9%	15.4%	15.7%
% of FP17s for the same patient ID Re-attending between 3 & 9 months - Children	422	596	70.8%	62.0%	61.3%	58.9%
% of FP17s for the same patient ID Re-attending between 3 & 9 months - Adults	194	320	60.6%	52.8%	52.1%	50.8%
% of FP17s for Band 1 Urgent Courses	34	882	3.9%	8.8%	9.5%	9.1%
% of FP17s Relating to Free Repair or Replacements	0	882	0.0%	0.8%	0.6%	0.8%
% of FP17s Relating to Continuations	2	882	0.2%	1.0%	0.8%	0.9%
% of Patients satisfied with the dentistry they have received	2	2	N/A	92.3%	92.4%	92.5%
% of Patients satisfied with the time they had to wait for an appointment	2	2	N/A	89.7%	86.3%	87.0%

* This is based on patients treated on this contract for their most recent course of treatment. Figures in italics indicate the base number of FP17s or Patient Questionnaire responses are less than 100. N/A is shown where the base number of responses is less than 10 during the period. % is calculated as Quantity/Base number*100

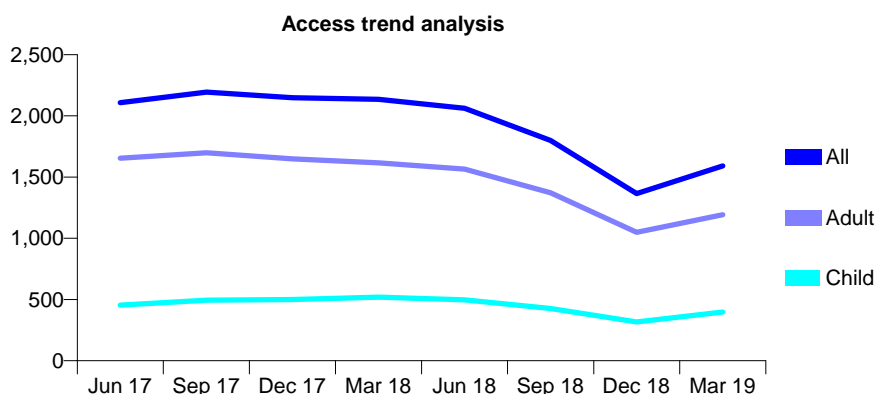
Q65 - Vital Signs At a Glance Contract Report for 364800/0001 - March 2019

Name or company name	Mr MJ Brown
Contract type name	GDS Contract
Purpose of contract	General
Contract start date	01/04/2012
Contract end date	

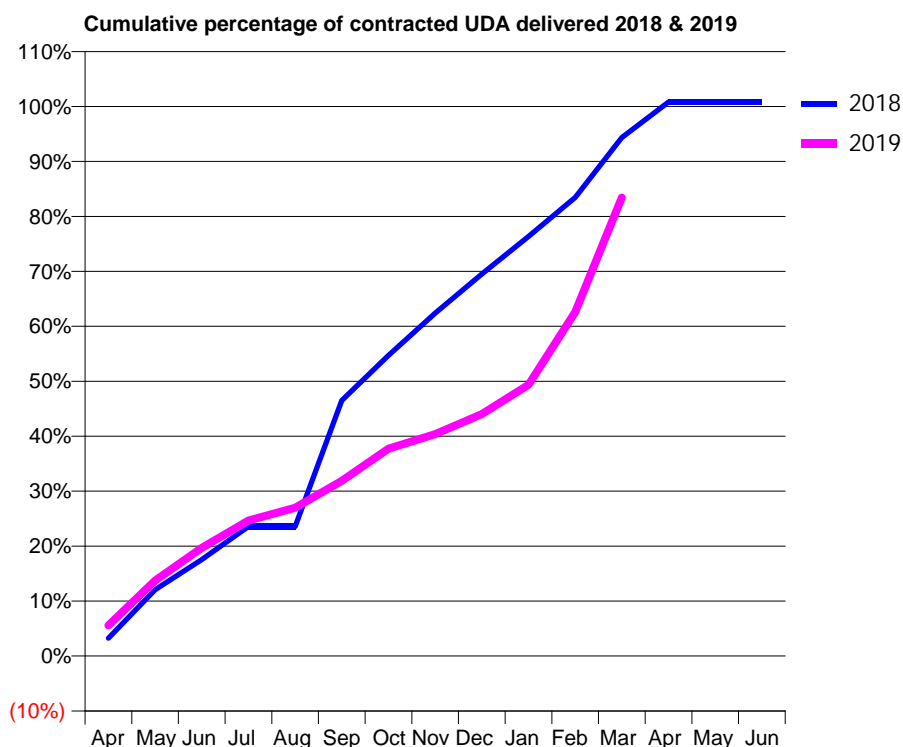
18/19 Contracted general activity (UDA)	5,601
Carry forward general activity (UDA)	-45
18/19 Contracted orthodontic activity (UOA)	0
Carry forward orthodontic activity (UOA)	0
Baseline contract value	£127,919.43

ACCESS*

Patients seen in 24 months	Total	Change since previous quarter
Quarter ending March 2018	2,136	
Quarter ending June 2018	2,063	↓
Quarter ending September 2018	1,799	↓
Quarter ending December 2018	1,366	↓
Quarter ending March 2019	1,591	↑
Variance since March 2018	(25.5%)	↓



ACTIVITY



Month	Adjusted Scheduled Activity (UDA)	
	2018	2019
April	181	312
May	677	769
June	983	1,101
July	1,321	1,382
August	1,321	1,511
September	2,604	1,785
October	3,065	2,113
November	3,495	2,262
December	3,893	2,465
January	4,275	2,764
February	4,673	3,506
March	5,283	4,673
April	5,645	
May	5,647	
June	5,646	

QUALITY

	Quantity	Base Number	Contract	AT	Region	England
% of FP17s for the same patient ID Re-attending within 3 months - Children	22	433	5.1%	9.5%	11.3%	11.8%
% of FP17s for the same patient ID Re-attending within 3 months - Adults	120	1,279	9.4%	13.9%	15.4%	15.7%
% of FP17s for the same patient ID Re-attending between 3 & 9 months - Children	116	433	26.8%	62.0%	61.3%	58.9%
% of FP17s for the same patient ID Re-attending between 3 & 9 months - Adults	399	1,279	31.2%	52.8%	52.1%	50.8%
% of FP17s for Band 1 Urgent Courses	118	1,608	7.3%	8.8%	9.5%	9.1%
% of FP17s Relating to Free Repair or Replacements	2	1,608	0.1%	0.8%	0.6%	0.8%
% of FP17s Relating to Continuations	8	1,608	0.5%	1.0%	0.8%	0.9%
% of Patients satisfied with the dentistry they have received	4	4	N/A	92.3%	92.4%	92.5%
% of Patients satisfied with the time they had to wait for an appointment	4	4	N/A	89.7%	86.3%	87.0%

* This is based on patients treated on this contract for their most recent course of treatment. Figures in italics indicate the base number of FP17s or Patient Questionnaire responses are less than 100. N/A is shown where the base number of responses is less than 10 during the period. % is calculated as Quantity/Base number*100

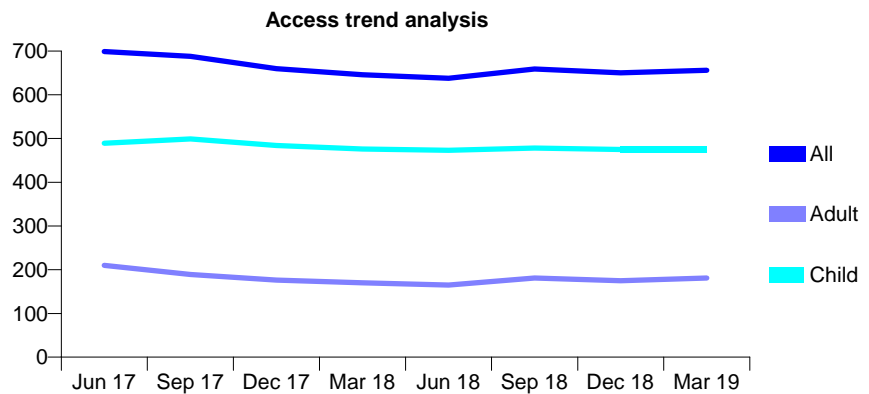
Q65 - Vital Signs At a Glance Contract Report for 568031/0001 - March 2019

Name or company name	MR SC LAWSON
Contract type name	GDS Contract
Purpose of contract	General and Orthodontic
Contract start date	01/01/2015
Contract end date	

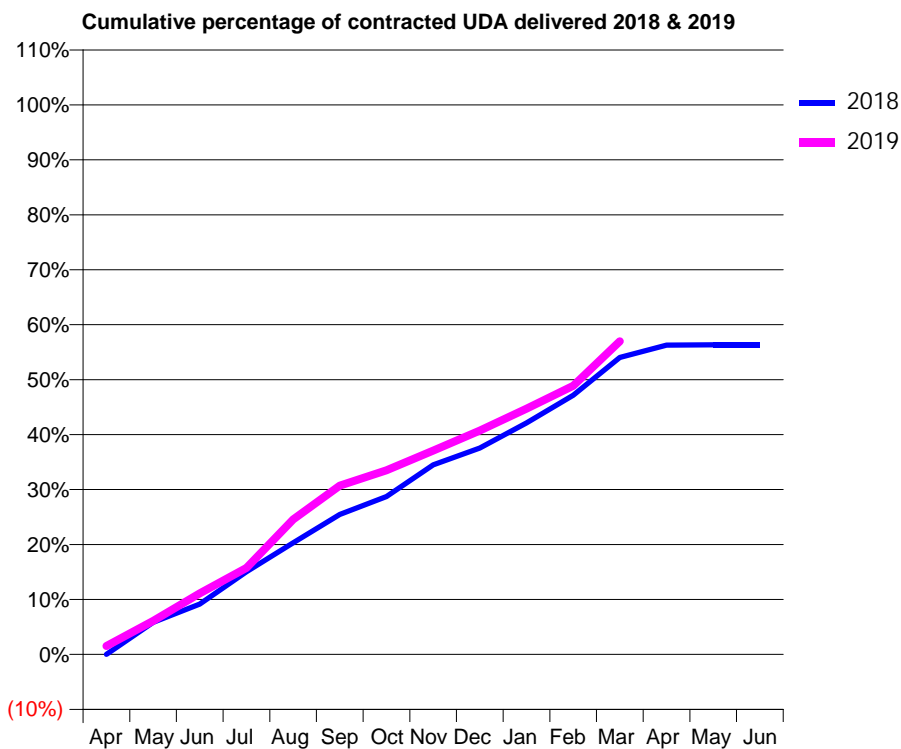
18/19 Contracted general activity (UDA)	2,000
Carry forward general activity (UDA)	0
18/19 Contracted orthodontic activity (UOA)	743
Carry forward orthodontic activity (UOA)	15
Baseline contract value	£98,922.58

ACCESS*

Patients seen in 24 months	Total	Change since previous quarter
Quarter ending March 2018	646	
Quarter ending June 2018	638	↓
Quarter ending September 2018	659	↑
Quarter ending December 2018	650	↓
Quarter ending March 2019	656	→
Variance since March 2018	1.5%	→



ACTIVITY



Month	Adjusted Scheduled Activity (UDA)	
	2018	2019
April	0	31
May	117	122
June	183	222
July	301	315
August	406	491
September	509	614
October	575	670
November	690	742
December	751	815
January	843	894
February	943	978
March	1,081	1,140
April	1,126	
May	1,127	
June	1,127	

QUALITY

	Quantity	Base Number	Contract	AT	Region	England
% of FP17s for the same patient ID Re-attending within 3 months - Children	64	720	8.9%	9.5%	11.3%	11.8%
% of FP17s for the same patient ID Re-attending within 3 months - Adults	1	136	0.7%	13.9%	15.4%	15.7%
% of FP17s for the same patient ID Re-attending between 3 & 9 months - Children	393	720	54.6%	62.0%	61.3%	58.9%
% of FP17s for the same patient ID Re-attending between 3 & 9 months - Adults	12	136	8.8%	52.8%	52.1%	50.8%
% of FP17s for Band 1 Urgent Courses	141	732	19.3%	8.8%	9.5%	9.1%
% of FP17s Relating to Free Repair or Replacements	0	732	0.0%	0.8%	0.6%	0.8%
% of FP17s Relating to Continuations	0	732	0.0%	1.0%	0.8%	0.9%
% of Patients satisfied with the dentistry they have received	0	0	N/A	92.3%	92.4%	92.5%
% of Patients satisfied with the time they had to wait for an appointment	0	0	N/A	89.7%	86.3%	87.0%

* This is based on patients treated on this contract for their most recent course of treatment. Figures in italics indicate the base number of FP17s or Patient Questionnaire responses are less than 100. N/A is shown where the base number of responses is less than 10 during the period. % is calculated as Quantity/Base number*100

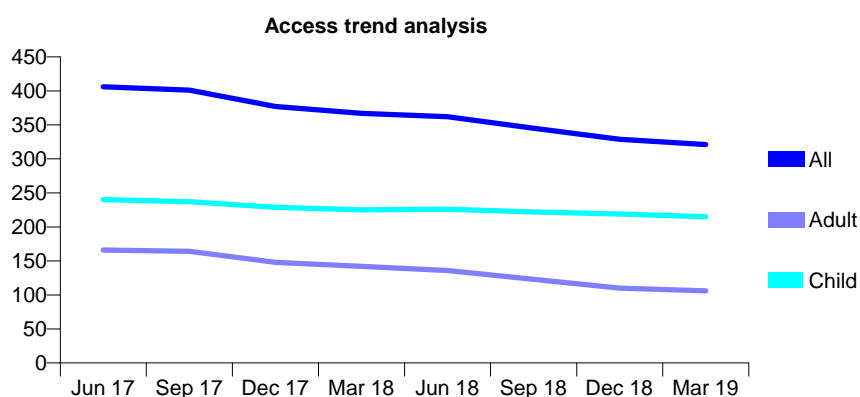
Q65 - Vital Signs At a Glance Contract Report for 568058/0001 - March 2019

Name or company name	MR DG GIBSON
Contract type name	GDS Contract
Purpose of contract	General
Contract start date	01/04/2006
Contract end date	

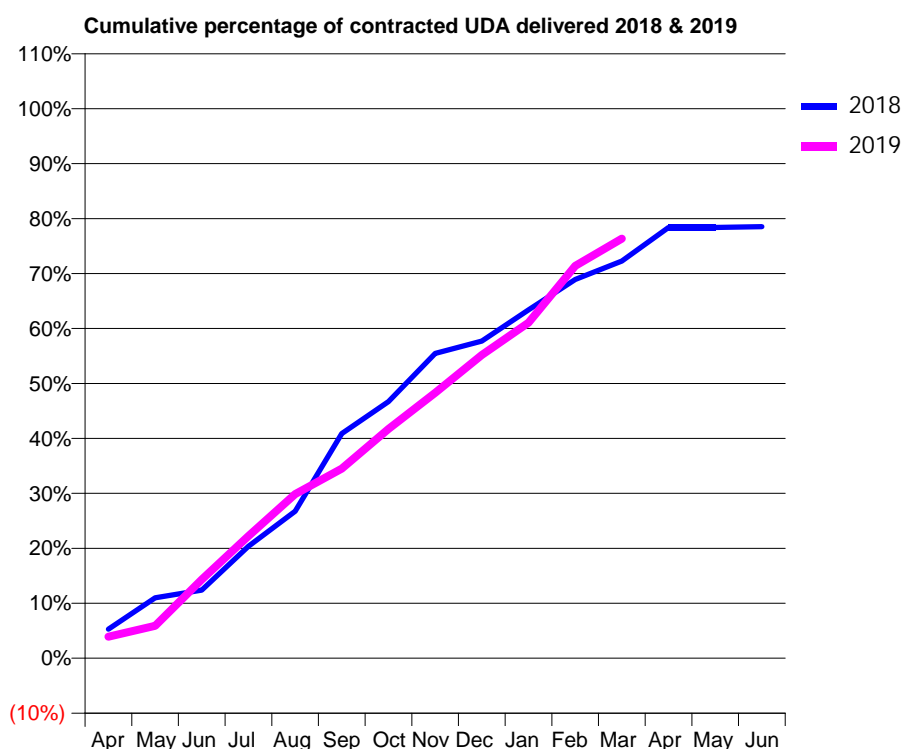
18/19 Contracted general activity (UDA)	750
Carry forward general activity (UDA)	0
18/19 Contracted orthodontic activity (UOA)	0
Carry forward orthodontic activity (UOA)	0
Baseline contract value	£18,759.68

ACCESS*

Patients seen in 24 months	Total	Change since previous quarter
Quarter ending March 2018	367	
Quarter ending June 2018	362	↓
Quarter ending September 2018	345	↓
Quarter ending December 2018	329	↓
Quarter ending March 2019	321	↓
Variance since March 2018	(12.5%)	↓



ACTIVITY



Month	2018	2019
April	50	29
May	105	44
June	118	107
July	194	167
August	254	224
September	388	259
October	444	313
November	527	362
December	548	414
January	602	458
February	655	535
March	687	572
April	745	
May	745	
June	746	

QUALITY

	Quantity	Base Number	Contract	AT	Region	England
% of FP17s for the same patient ID Re-attending within 3 months - Children	27	322	8.4%	9.5%	11.3%	11.8%
% of FP17s for the same patient ID Re-attending within 3 months - Adults	20	115	17.4%	13.9%	15.4%	15.7%
% of FP17s for the same patient ID Re-attending between 3 & 9 months - Children	205	322	63.7%	62.0%	61.3%	58.9%
% of FP17s for the same patient ID Re-attending between 3 & 9 months - Adults	71	115	61.7%	52.8%	52.1%	50.8%
% of FP17s for Band 1 Urgent Courses	27	382	7.1%	8.8%	9.5%	9.1%
% of FP17s Relating to Free Repair or Replacements	0	382	0.0%	0.8%	0.6%	0.8%
% of FP17s Relating to Continuations	0	382	0.0%	1.0%	0.8%	0.9%
% of Patients satisfied with the dentistry they have received	0	0	N/A	92.3%	92.4%	92.5%
% of Patients satisfied with the time they had to wait for an appointment	0	0	N/A	89.7%	86.3%	87.0%

* This is based on patients treated on this contract for their most recent course of treatment.

Figures in italics indicate the base number of FP17s or Patient Questionnaire responses are less than 100. N/A is shown where the base number of responses is less than 10 during the period. % is calculated as Quantity/Base number*100

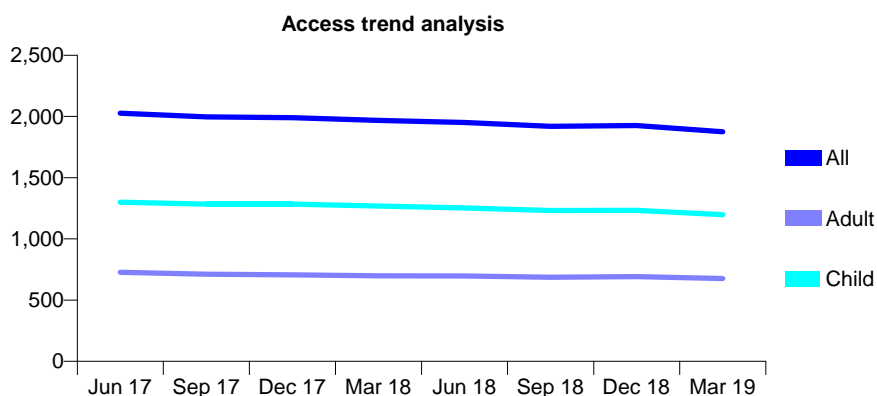
Q65 - Vital Signs At a Glance Contract Report for 570796/0001 - March 2019

Name or company name	MR JL RAUTENBACH
Contract type name	GDS Contract
Purpose of contract	General
Contract start date	01/04/2006
Contract end date	

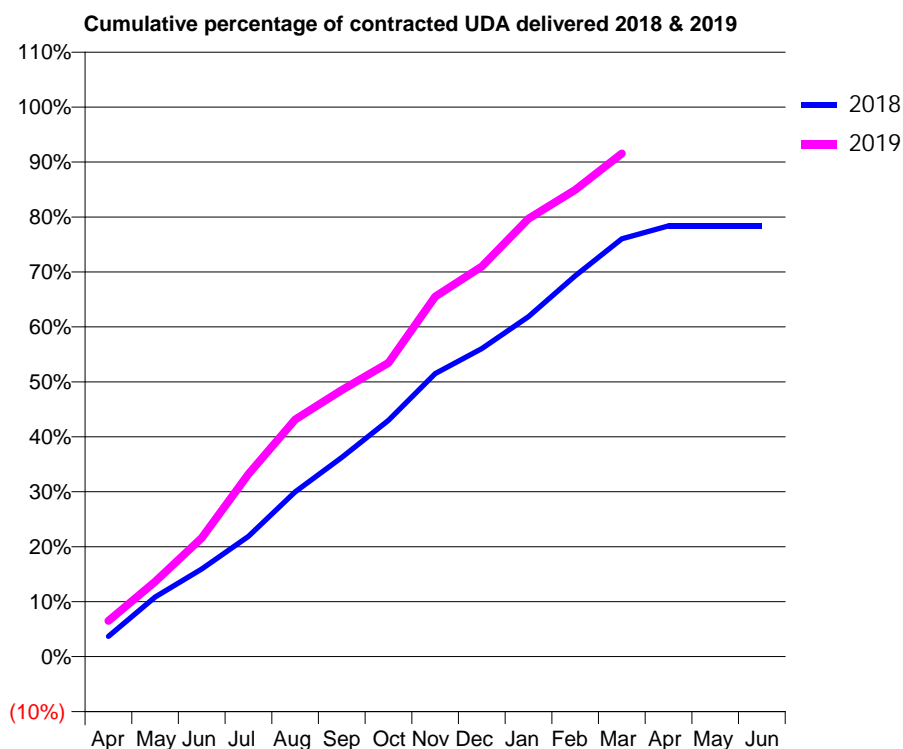
18/19 Contracted general activity (UDA)	3,860
Carry forward general activity (UDA)	0
18/19 Contracted orthodontic activity (UOA)	0
Carry forward orthodontic activity (UOA)	0
Baseline contract value	£92,728.02

ACCESS*

Patients seen in 24 months	Total	Change since previous quarter
Quarter ending March 2018	1,968	
Quarter ending June 2018	1,951	→
Quarter ending September 2018	1,920	↓
Quarter ending December 2018	1,926	→
Quarter ending March 2019	1,875	↓
Variance since March 2018	(4.7%)	↓



ACTIVITY



Month	Adjusted Scheduled Activity (UDA)	
	2018	2019
April	179	252
May	528	527
June	776	834
July	1,064	1,282
August	1,457	1,665
September	1,762	1,872
October	2,090	2,063
November	2,503	2,528
December	2,724	2,740
January	3,006	3,077
February	3,367	3,279
March	3,694	3,533
April	3,810	
May	3,809	
June	3,809	

QUALITY

	Quantity	Base Number	Contract	AT	Region	England
% of FP17s for the same patient ID Re-attending within 3 months - Children	98	2,009	4.9%	9.5%	11.3%	11.8%
% of FP17s for the same patient ID Re-attending within 3 months - Adults	84	655	12.8%	13.9%	15.4%	15.7%
% of FP17s for the same patient ID Re-attending between 3 & 9 months - Children	1,529	2,009	76.1%	62.0%	61.3%	58.9%
% of FP17s for the same patient ID Re-attending between 3 & 9 months - Adults	347	655	53.0%	52.8%	52.1%	50.8%
% of FP17s for Band 1 Urgent Courses	78	2,560	3.0%	8.8%	9.5%	9.1%
% of FP17s Relating to Free Repair or Replacements	1	2,560	0.0%	0.8%	0.6%	0.8%
% of FP17s Relating to Continuations	0	2,560	0.0%	1.0%	0.8%	0.9%
% of Patients satisfied with the dentistry they have received	1	1	N/A	92.3%	92.4%	92.5%
% of Patients satisfied with the time they had to wait for an appointment	1	1	N/A	89.7%	86.3%	87.0%

* This is based on patients treated on this contract for their most recent course of treatment. Figures in italics indicate the base number of FP17s or Patient Questionnaire responses are less than 100. N/A is shown where the base number of responses is less than 10 during the period. % is calculated as Quantity/Base number*100

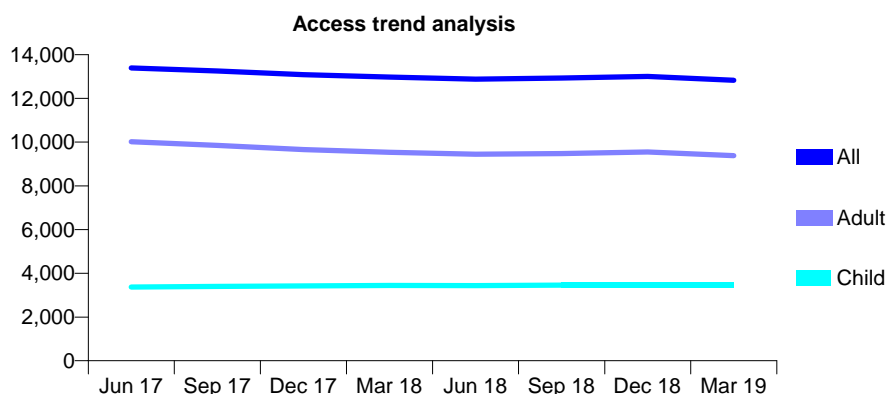
Q65 - Vital Signs At a Glance Contract Report for 574236/0001 - March 2019

Name or company name	Coronation Road Dental Surgery
Contract type name	GDS Contract
Purpose of contract	General
Contract start date	01/04/2006
Contract end date	

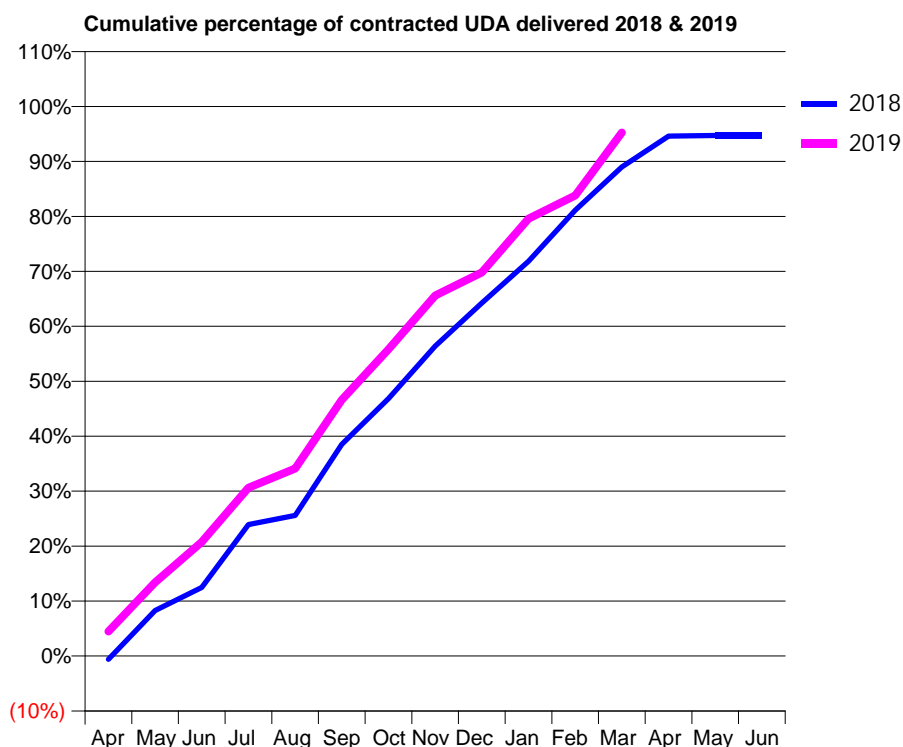
18/19 Contracted general activity (UDA)	31,810
Carry forward general activity (UDA)	0
18/19 Contracted orthodontic activity (UOA)	0
Carry forward orthodontic activity (UOA)	0
Baseline contract value	£794,850.04

ACCESS*

Patients seen in 24 months	Total	Change since previous quarter
Quarter ending March 2018	12,978	
Quarter ending June 2018	12,883	→
Quarter ending September 2018	12,931	→
Quarter ending December 2018	13,005	→
Quarter ending March 2019	12,833	↓
Variance since March 2018	(1.1%)	↓



ACTIVITY



Month	Adjusted Scheduled Activity (UDA)	
	2018	2019
April	-199	1,424
May	2,633	4,263
June	3,973	6,606
July	7,612	9,736
August	8,136	10,851
September	12,253	14,828
October	14,904	17,761
November	17,937	20,866
December	20,430	22,208
January	22,843	25,318
February	25,799	26,660
March	28,301	30,292
April	30,097	
May	30,134	
June	30,133	

QUALITY

	Quantity	Base Number	Contract	AT	Region	England
% of FP17s for the same patient ID Re-attending within 3 months - Children	333	5,837	5.7%	9.5%	11.3%	11.8%
% of FP17s for the same patient ID Re-attending within 3 months - Adults	1,790	13,842	12.9%	13.9%	15.4%	15.7%
% of FP17s for the same patient ID Re-attending between 3 & 9 months - Children	4,159	5,837	71.3%	62.0%	61.3%	58.9%
% of FP17s for the same patient ID Re-attending between 3 & 9 months - Adults	8,786	13,842	63.5%	52.8%	52.1%	50.8%
% of FP17s for Band 1 Urgent Courses	1,284	18,661	6.9%	8.8%	9.5%	9.1%
% of FP17s Relating to Free Repair or Replacements	97	18,661	0.5%	0.8%	0.6%	0.8%
% of FP17s Relating to Continuations	165	18,661	0.9%	1.0%	0.8%	0.9%
% of Patients satisfied with the dentistry they have received	2	2	N/A	92.3%	92.4%	92.5%
% of Patients satisfied with the time they had to wait for an appointment	2	2	N/A	89.7%	86.3%	87.0%

* This is based on patients treated on this contract for their most recent course of treatment. Figures in italics indicate the base number of FP17s or Patient Questionnaire responses are less than 100. N/A is shown where the base number of responses is less than 10 during the period. % is calculated as Quantity/Base number*100

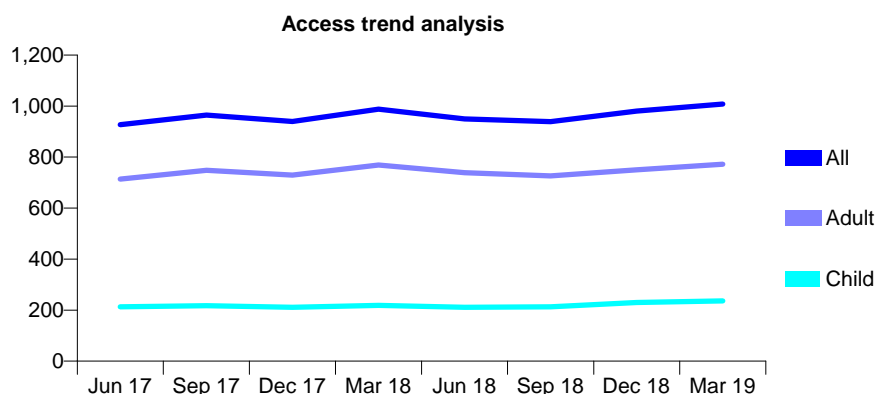
Q65 - Vital Signs At a Glance Contract Report for 629596/0001 - March 2019

Name or company name	MR NJ NEWTON
Contract type name	GDS Contract
Purpose of contract	General
Contract start date	01/04/2006
Contract end date	

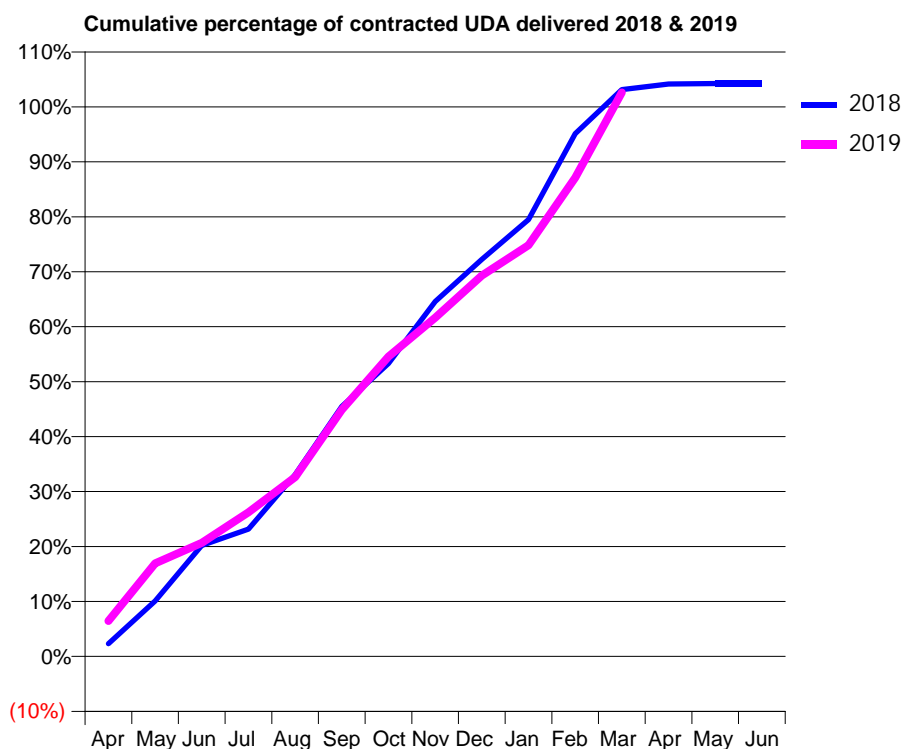
18/19 Contracted general activity (UDA)	2,990
Carry forward general activity (UDA)	-60
18/19 Contracted orthodontic activity (UOA)	0
Carry forward orthodontic activity (UOA)	0
Baseline contract value	£82,990.13

ACCESS*

Patients seen in 24 months	Total	Change since previous quarter
Quarter ending March 2018	988	
Quarter ending June 2018	950	↓
Quarter ending September 2018	939	↓
Quarter ending December 2018	980	↑
Quarter ending March 2019	1,008	↑
Variance since March 2018	2.0%	↑



ACTIVITY



Month	Adjusted Scheduled Activity (UDA)	
	2018	2019
April	69	193
May	302	507
June	604	618
July	692	784
August	990	975
September	1,360	1,341
October	1,593	1,632
November	1,931	1,843
December	2,159	2,072
January	2,376	2,238
February	2,844	2,604
March	3,083	3,068
April	3,114	
May	3,117	
June	3,117	

QUALITY

	Quantity	Base Number	Contract	AT	Region	England
% of FP17s for the same patient ID Re-attending within 3 months - Children	16	343	4.7%	9.5%	11.3%	11.8%
% of FP17s for the same patient ID Re-attending within 3 months - Adults	109	1,050	10.4%	13.9%	15.4%	15.7%
% of FP17s for the same patient ID Re-attending between 3 & 9 months - Children	212	343	61.8%	62.0%	61.3%	58.9%
% of FP17s for the same patient ID Re-attending between 3 & 9 months - Adults	641	1,050	61.0%	52.8%	52.1%	50.8%
% of FP17s for Band 1 Urgent Courses	54	1,381	3.9%	8.8%	9.5%	9.1%
% of FP17s Relating to Free Repair or Replacements	1	1,381	0.1%	0.8%	0.6%	0.8%
% of FP17s Relating to Continuations	13	1,381	0.9%	1.0%	0.8%	0.9%
% of Patients satisfied with the dentistry they have received	2	2	N/A	92.3%	92.4%	92.5%
% of Patients satisfied with the time they had to wait for an appointment	2	2	N/A	89.7%	86.3%	87.0%

* This is based on patients treated on this contract for their most recent course of treatment. Figures in italics indicate the base number of FP17s or Patient Questionnaire responses are less than 100. N/A is shown where the base number of responses is less than 10 during the period. % is calculated as Quantity/Base number*100

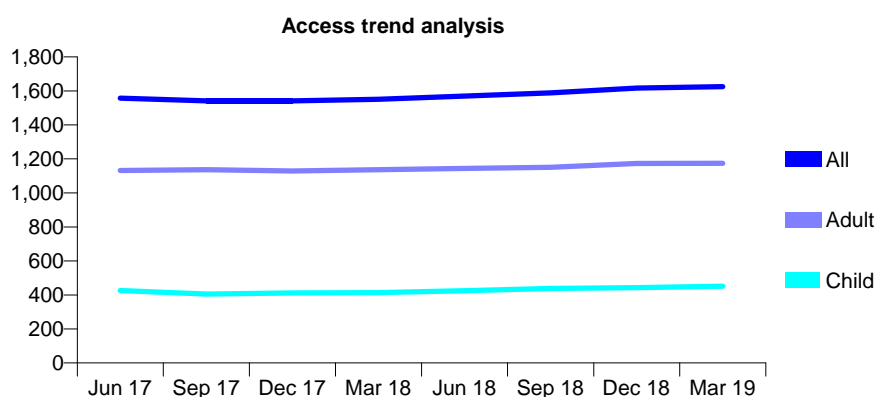
Q65 - Vital Signs At a Glance Contract Report for 632910/0001 - March 2019

Name or company name	MR GW IRVINE
Contract type name	GDS Contract
Purpose of contract	General
Contract start date	01/04/2006
Contract end date	

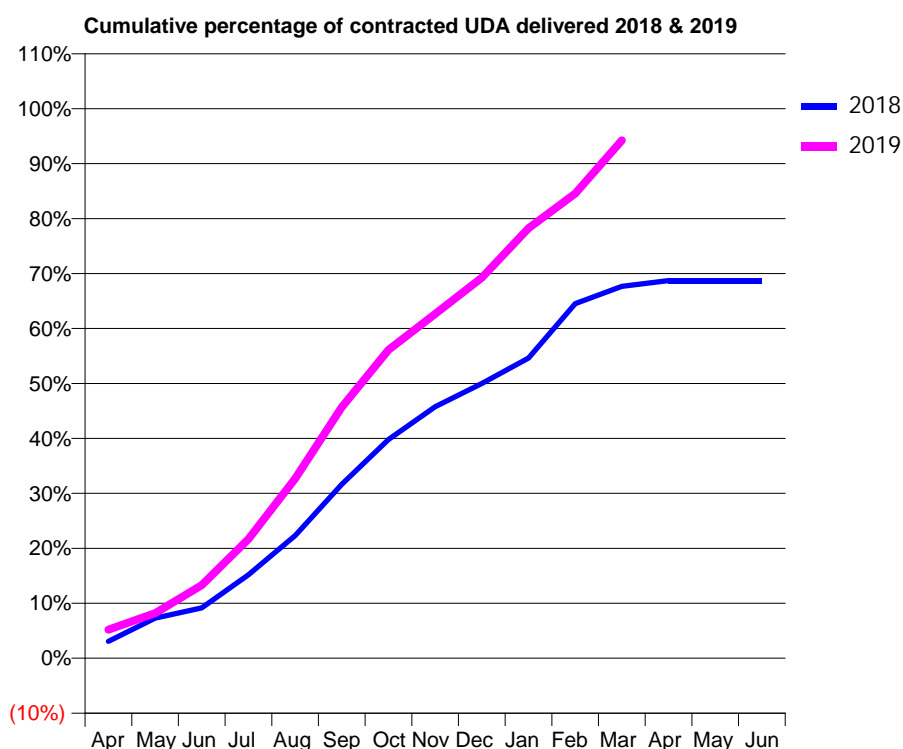
18/19 Contracted general activity (UDA)	1,700
Carry forward general activity (UDA)	0
18/19 Contracted orthodontic activity (UOA)	0
Carry forward orthodontic activity (UOA)	0
Baseline contract value	£37,262.34

ACCESS*

Patients seen in 24 months	Total	Change since previous quarter
Quarter ending March 2018	1,551	
Quarter ending June 2018	1,569	→
Quarter ending September 2018	1,588	→
Quarter ending December 2018	1,616	→
Quarter ending March 2019	1,625	→
Variance since March 2018	4.8%	↑



ACTIVITY



Month	2018	2019
April	52	89
May	124	140
June	156	226
July	258	369
August	380	556
September	538	777
October	677	954
November	778	1,065
December	850	1,177
January	928	1,330
February	1,097	1,438
March	1,150	1,602
April	1,168	
May	1,168	
June	1,168	

QUALITY

	Quantity	Base Number	Contract	AT	Region	England
% of FP17s for the same patient ID Re-attending within 3 months - Children	46	658	7.0%	9.5%	11.3%	11.8%
% of FP17s for the same patient ID Re-attending within 3 months - Adults	249	1,564	15.9%	13.9%	15.4%	15.7%
% of FP17s for the same patient ID Re-attending between 3 & 9 months - Children	357	658	54.3%	62.0%	61.3%	58.9%
% of FP17s for the same patient ID Re-attending between 3 & 9 months - Adults	728	1,564	46.5%	52.8%	52.1%	50.8%
% of FP17s for Band 1 Urgent Courses	53	855	6.2%	8.8%	9.5%	9.1%
% of FP17s Relating to Free Repair or Replacements	6	855	0.7%	0.8%	0.6%	0.8%
% of FP17s Relating to Continuations	5	855	0.6%	1.0%	0.8%	0.9%
% of Patients satisfied with the dentistry they have received	3	3	N/A	92.3%	92.4%	92.5%
% of Patients satisfied with the time they had to wait for an appointment	3	3	N/A	89.7%	86.3%	87.0%

* This is based on patients treated on this contract for their most recent course of treatment. Figures in italics indicate the base number of FP17s or Patient Questionnaire responses are less than 100. N/A is shown where the base number of responses is less than 10 during the period. % is calculated as Quantity/Base number*100

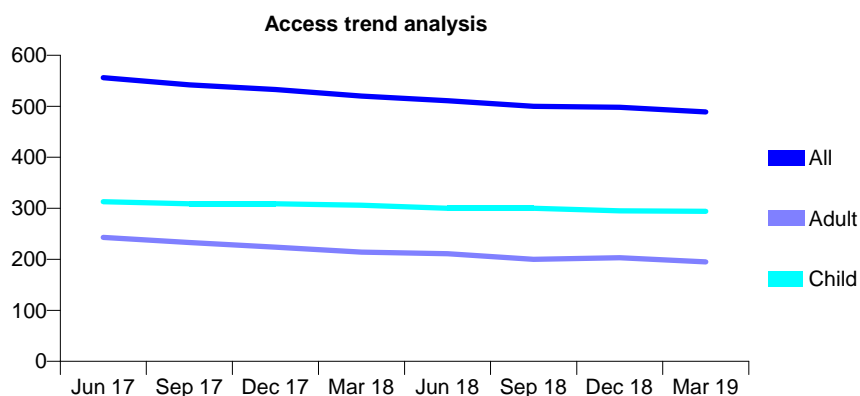
Q65 - Vital Signs At a Glance Contract Report for 643777/0001 - March 2019

Name or company name	MR SD WATKINS
Contract type name	GDS Contract
Purpose of contract	General
Contract start date	01/04/2006
Contract end date	

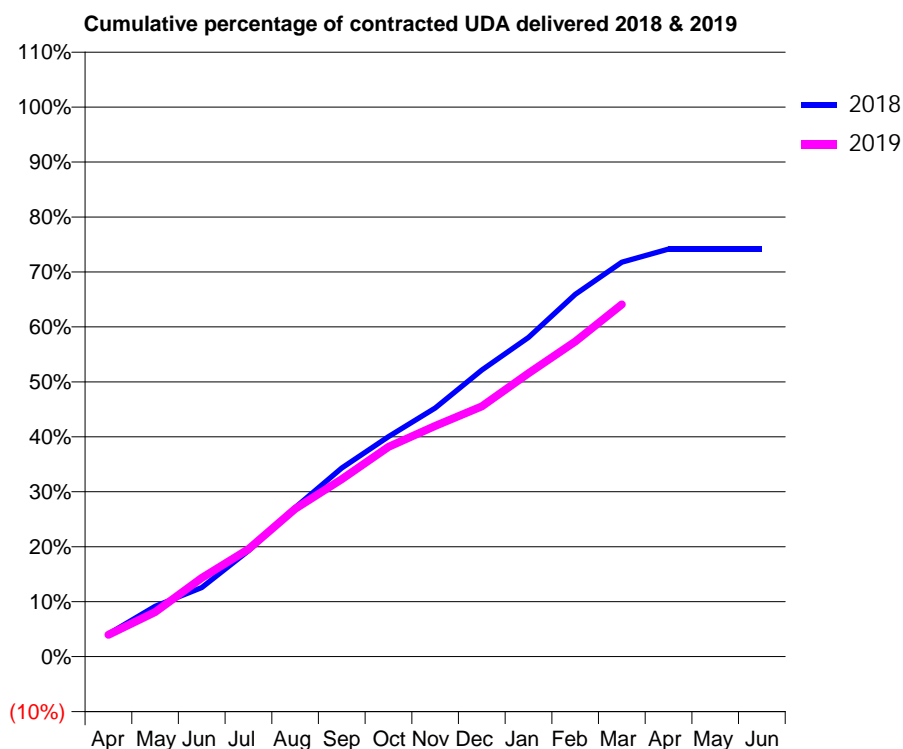
18/19 Contracted general activity (UDA)	1,750
Carry forward general activity (UDA)	0
18/19 Contracted orthodontic activity (UOA)	0
Carry forward orthodontic activity (UOA)	0
Baseline contract value	£39,361.64

ACCESS*

Patients seen in 24 months	Total	Change since previous quarter
Quarter ending March 2018	520	
Quarter ending June 2018	511	↓
Quarter ending September 2018	500	↓
Quarter ending December 2018	498	→
Quarter ending March 2019	489	↓
Variance since March 2018	(6.0%)	↓



ACTIVITY



Month	Adjusted Scheduled Activity (UDA)	
	2018	2019
April	72	70
May	160	142
June	220	250
July	338	342
August	475	471
September	601	565
October	701	668
November	792	735
December	913	797
January	1,017	902
February	1,154	1,003
March	1,256	1,121
April	1,298	
May	1,298	
June	1,298	

QUALITY

	Quantity	Base Number	Contract	AT	Region	England
% of FP17s for the same patient ID Re-attending within 3 months - Children	32	566	5.7%	9.5%	11.3%	11.8%
% of FP17s for the same patient ID Re-attending within 3 months - Adults	22	271	8.1%	13.9%	15.4%	15.7%
% of FP17s for the same patient ID Re-attending between 3 & 9 months - Children	456	566	80.6%	62.0%	61.3%	58.9%
% of FP17s for the same patient ID Re-attending between 3 & 9 months - Adults	210	271	77.5%	52.8%	52.1%	50.8%
% of FP17s for Band 1 Urgent Courses	6	805	0.7%	8.8%	9.5%	9.1%
% of FP17s Relating to Free Repair or Replacements	0	805	0.0%	0.8%	0.6%	0.8%
% of FP17s Relating to Continuations	0	805	0.0%	1.0%	0.8%	0.9%
% of Patients satisfied with the dentistry they have received	0	0	N/A	92.3%	92.4%	92.5%
% of Patients satisfied with the time they had to wait for an appointment	0	0	N/A	89.7%	86.3%	87.0%

* This is based on patients treated on this contract for their most recent course of treatment. Figures in italics indicate the base number of FP17s or Patient Questionnaire responses are less than 100. N/A is shown where the base number of responses is less than 10 during the period. % is calculated as Quantity/Base number*100

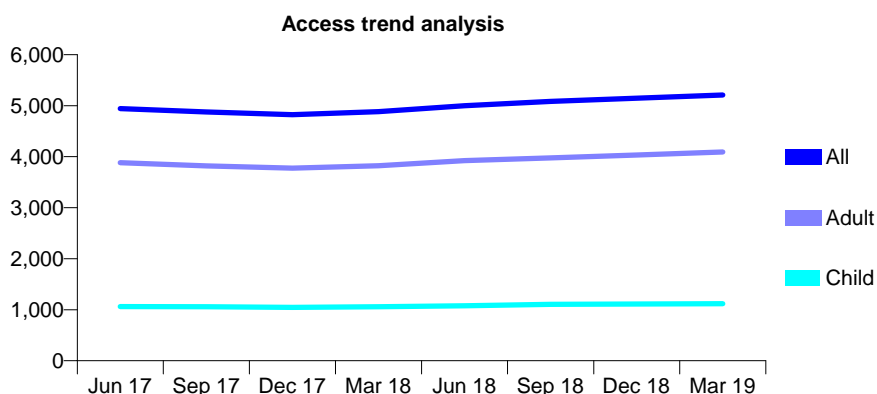
Q65 - Vital Signs At a Glance Contract Report for 644927/0001 - March 2019

Name or company name	MR MR BRICKLEY
Contract type name	GDS Contract
Purpose of contract	General
Contract start date	01/04/2006
Contract end date	

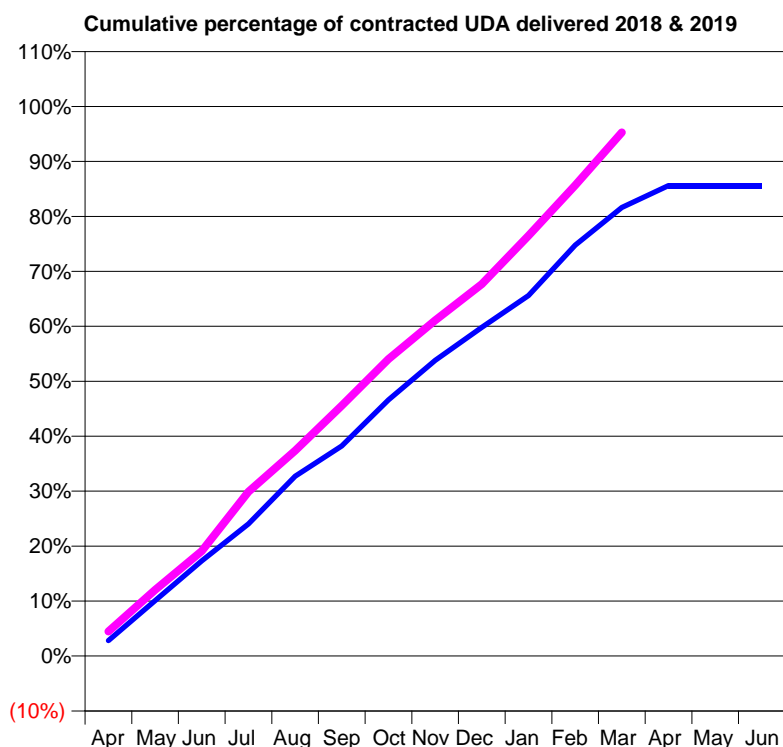
18/19 Contracted general activity (UDA)	15,500
Carry forward general activity (UDA)	0
18/19 Contracted orthodontic activity (UOA)	0
Carry forward orthodontic activity (UOA)	0
Baseline contract value	£406,943.45

ACCESS*

Patients seen in 24 months	Total	Change since previous quarter
Quarter ending March 2018	4,882	
Quarter ending June 2018	5,000	↑
Quarter ending September 2018	5,083	→
Quarter ending December 2018	5,146	→
Quarter ending March 2019	5,210	→
Variance since March 2018	6.7%	↑



ACTIVITY



Month	Adjusted Scheduled Activity (UDA)	
	2018	2019
April	433	694
May	1,562	1,867
June	2,685	2,958
July	3,724	4,631
August	5,074	5,796
September	5,925	7,062
October	7,223	8,376
November	8,340	9,468
December	9,268	10,490
January	10,170	11,856
February	11,590	13,275
March	12,651	14,767
April	13,269	
May	13,269	
June	13,269	

QUALITY

	Quantity	Base Number	Contract	AT	Region	England
% of FP17s for the same patient ID Re-attending within 3 months - Children	89	1,600	5.6%	9.5%	11.3%	11.8%
% of FP17s for the same patient ID Re-attending within 3 months - Adults	971	5,880	16.5%	13.9%	15.4%	15.7%
% of FP17s for the same patient ID Re-attending between 3 & 9 months - Children	876	1,600	54.8%	62.0%	61.3%	58.9%
% of FP17s for the same patient ID Re-attending between 3 & 9 months - Adults	2,747	5,880	46.7%	52.8%	52.1%	50.8%
% of FP17s for Band 1 Urgent Courses	681	7,193	9.5%	8.8%	9.5%	9.1%
% of FP17s Relating to Free Repair or Replacements	48	7,193	0.7%	0.8%	0.6%	0.8%
% of FP17s Relating to Continuations	130	7,193	1.8%	1.0%	0.8%	0.9%
% of Patients satisfied with the dentistry they have received	5	5	N/A	92.3%	92.4%	92.5%
% of Patients satisfied with the time they had to wait for an appointment	5	5	N/A	89.7%	86.3%	87.0%

* This is based on patients treated on this contract for their most recent course of treatment. Figures in italics indicate the base number of FP17s or Patient Questionnaire responses are less than 100. N/A is shown where the base number of responses is less than 10 during the period. % is calculated as Quantity/Base number*100

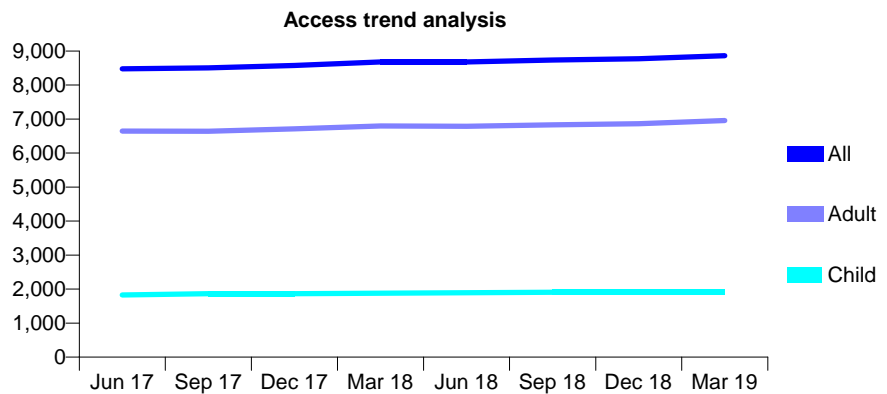
Q65 - Vital Signs At a Glance Contract Report for 644927/0002 - March 2019

Name or company name	MR MR BRICKLEY
Contract type name	GDS Contract
Purpose of contract	General
Contract start date	01/04/2006
Contract end date	

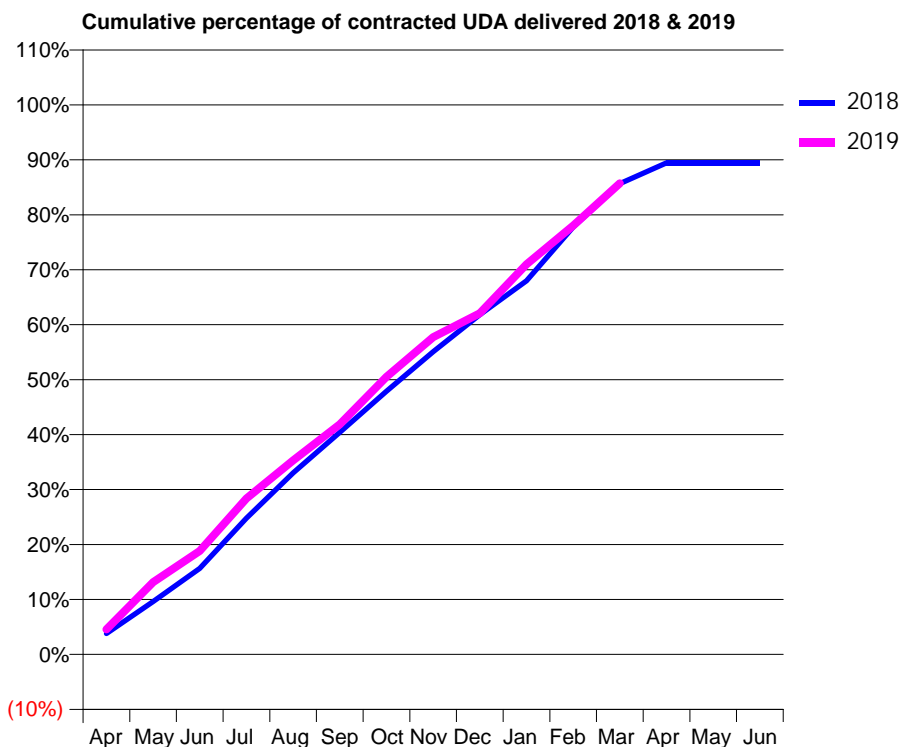
18/19 Contracted general activity (UDA)	23,942
Carry forward general activity (UDA)	0
18/19 Contracted orthodontic activity (UOA)	0
Carry forward orthodontic activity (UOA)	0
Baseline contract value	£629,463.56

ACCESS*

Patients seen in 24 months	Total	Change since previous quarter
Quarter ending March 2018	8,679	
Quarter ending June 2018	8,679	→
Quarter ending September 2018	8,737	→
Quarter ending December 2018	8,774	→
Quarter ending March 2019	8,865	→
Variance since March 2018	2.1%	↑



ACTIVITY



Month	2018	2019
April	907	1,093
May	2,305	3,153
June	3,749	4,504
July	5,942	6,794
August	7,913	8,457
September	9,677	10,024
October	11,467	12,092
November	13,187	13,822
December	14,803	14,858
January	16,279	16,995
February	18,616	18,682
March	20,511	20,526
April	21,413	
May	21,418	
June	21,418	

QUALITY

	Quantity	Base Number	Contract	AT	Region	England
% of FP17s for the same patient ID Re-attending within 3 months - Children	162	2,658	6.1%	9.5%	11.3%	11.8%
% of FP17s for the same patient ID Re-attending within 3 months - Adults	1,633	9,567	17.1%	13.9%	15.4%	15.7%
% of FP17s for the same patient ID Re-attending between 3 & 9 months - Children	1,596	2,658	60.0%	62.0%	61.3%	58.9%
% of FP17s for the same patient ID Re-attending between 3 & 9 months - Adults	4,437	9,567	46.4%	52.8%	52.1%	50.8%
% of FP17s for Band 1 Urgent Courses	1,565	11,692	13.4%	8.8%	9.5%	9.1%
% of FP17s Relating to Free Repair or Replacements	41	11,692	0.4%	0.8%	0.6%	0.8%
% of FP17s Relating to Continuations	175	11,692	1.5%	1.0%	0.8%	0.9%
% of Patients satisfied with the dentistry they have received	6	6	N/A	92.3%	92.4%	92.5%
% of Patients satisfied with the time they had to wait for an appointment	6	6	N/A	89.7%	86.3%	87.0%

* This is based on patients treated on this contract for their most recent course of treatment. Figures in italics indicate the base number of FP17s or Patient Questionnaire responses are less than 100. N/A is shown where the base number of responses is less than 10 during the period. % is calculated as Quantity/Base number*100

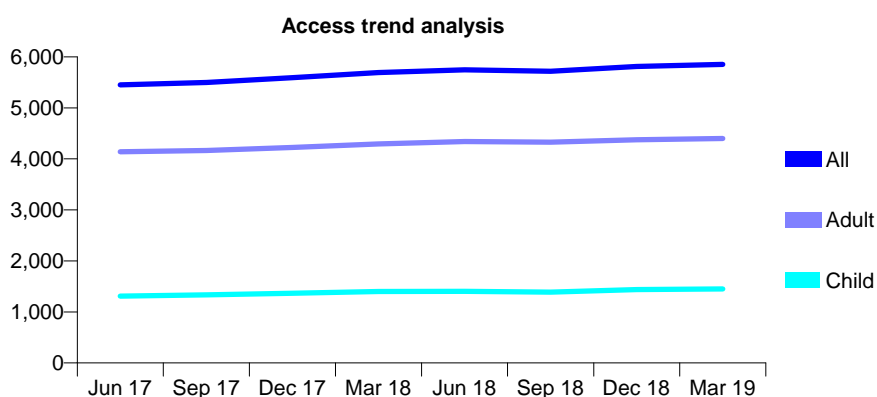
Q65 - Vital Signs At a Glance Contract Report for 661058/0002 - March 2019

Name or company name	MR AA GAFFORI
Contract type name	GDS Contract
Purpose of contract	General and Orthodontic
Contract start date	30/03/2015
Contract end date	

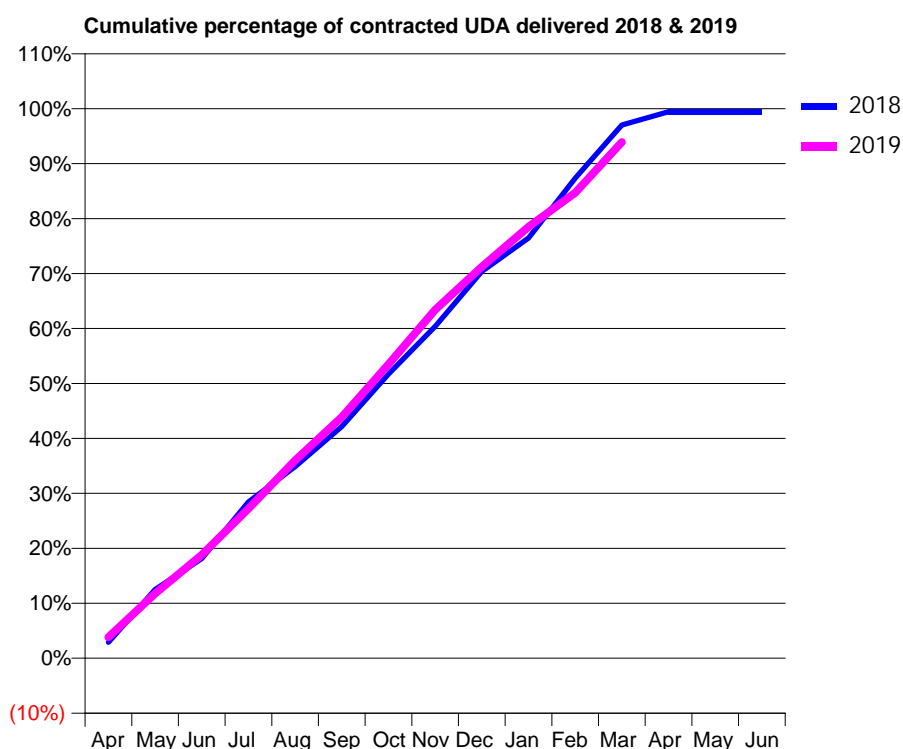
18/19 Contracted general activity (UDA)	14,797
Carry forward general activity (UDA)	88
18/19 Contracted orthodontic activity (UOA)	0
Carry forward orthodontic activity (UOA)	0
Baseline contract value	£308,218.29

ACCESS*

Patients seen in 24 months	Total	Change since previous quarter
Quarter ending March 2018	5,693	
Quarter ending June 2018	5,745	→
Quarter ending September 2018	5,717	→
Quarter ending December 2018	5,814	→
Quarter ending March 2019	5,852	→
Variance since March 2018	2.8%	↑



ACTIVITY



Month	Adjusted Scheduled Activity (UDA)	
	2018	2019
April	460	566
May	1,977	1,742
June	2,865	2,782
July	4,495	4,029
August	5,512	5,330
September	6,662	6,494
October	8,169	7,911
November	9,539	9,384
December	11,115	10,538
January	12,079	11,613
February	13,799	12,533
March	15,329	13,894
April	15,707	
May	15,709	
June	15,709	

QUALITY

	Quantity	Base Number	Contract	AT	Region	England
% of FP17s for the same patient ID Re-attending within 3 months - Children	151	1,967	7.7%	9.5%	11.3%	11.8%
% of FP17s for the same patient ID Re-attending within 3 months - Adults	907	5,877	15.4%	13.9%	15.4%	15.7%
% of FP17s for the same patient ID Re-attending between 3 & 9 months - Children	1,090	1,967	55.4%	62.0%	61.3%	58.9%
% of FP17s for the same patient ID Re-attending between 3 & 9 months - Adults	3,011	5,877	51.2%	52.8%	52.1%	50.8%
% of FP17s for Band 1 Urgent Courses	757	7,646	9.9%	8.8%	9.5%	9.1%
% of FP17s Relating to Free Repair or Replacements	66	7,646	0.9%	0.8%	0.6%	0.8%
% of FP17s Relating to Continuations	136	7,646	1.8%	1.0%	0.8%	0.9%
% of Patients satisfied with the dentistry they have received	5	5	N/A	92.3%	92.4%	92.5%
% of Patients satisfied with the time they had to wait for an appointment	5	5	N/A	89.7%	86.3%	87.0%

* This is based on patients treated on this contract for their most recent course of treatment.

Figures in italics indicate the base number of FP17s or Patient Questionnaire responses are less than 100. N/A is shown where the base number of responses is less than 10 during the period. % is calculated as Quantity/Base number*100

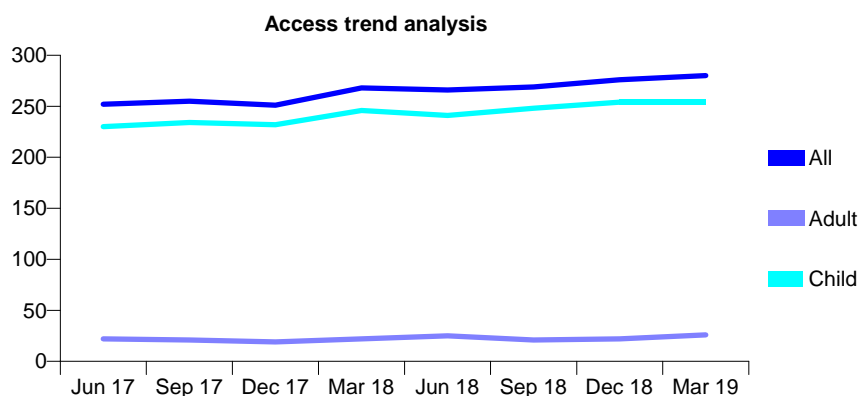
Q65 - Vital Signs At a Glance Contract Report for 677752/0001 - March 2019

Name or company name	MR AJ SHEPHERD
Contract type name	GDS Contract
Purpose of contract	General
Contract start date	01/04/2008
Contract end date	

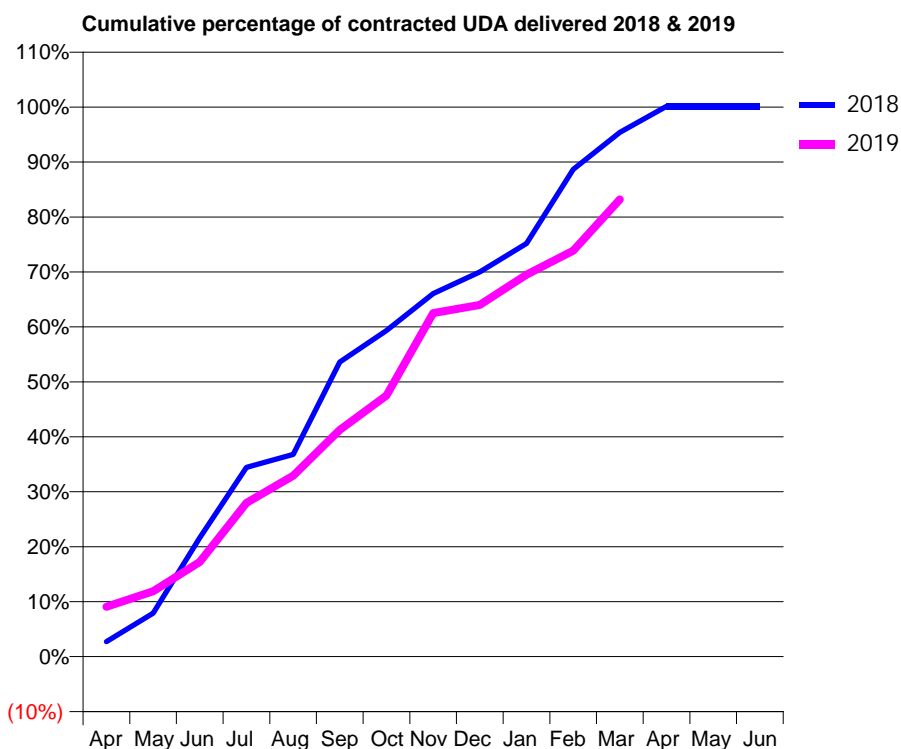
18/19 Contracted general activity (UDA)	550
Carry forward general activity (UDA)	-1
18/19 Contracted orthodontic activity (UOA)	0
Carry forward orthodontic activity (UOA)	0
Baseline contract value	£12,040.81

ACCESS*

Patients seen in 24 months	Total	Change since previous quarter
Quarter ending March 2018	268	
Quarter ending June 2018	266	→
Quarter ending September 2018	269	→
Quarter ending December 2018	276	↑
Quarter ending March 2019	280	→
Variance since March 2018	4.5%	↑



ACTIVITY



Month	Adjusted Scheduled Activity (UDA)	
	2018	2019
April	15	50
May	44	65
June	119	95
July	189	154
August	202	181
September	295	227
October	326	261
November	363	344
December	385	352
January	413	382
February	488	406
March	525	457
April	551	
May	551	
June	551	

QUALITY

	Quantity	Base Number	Contract	AT	Region	England
% of FP17s for the same patient ID Re-attending within 3 months - Children	28	353	7.9%	9.5%	11.3%	11.8%
% of FP17s for the same patient ID Re-attending within 3 months - Adults	0	0	N/A	13.9%	15.4%	15.7%
% of FP17s for the same patient ID Re-attending between 3 & 9 months - Children	183	353	51.8%	62.0%	61.3%	58.9%
% of FP17s for the same patient ID Re-attending between 3 & 9 months - Adults	0	0	N/A	52.8%	52.1%	50.8%
% of FP17s for Band 1 Urgent Courses	17	331	5.1%	8.8%	9.5%	9.1%
% of FP17s Relating to Free Repair or Replacements	0	331	0.0%	0.8%	0.6%	0.8%
% of FP17s Relating to Continuations	4	331	1.2%	1.0%	0.8%	0.9%
% of Patients satisfied with the dentistry they have received	0	0	N/A	92.3%	92.4%	92.5%
% of Patients satisfied with the time they had to wait for an appointment	0	0	N/A	89.7%	86.3%	87.0%

* This is based on patients treated on this contract for their most recent course of treatment. Figures in italics indicate the base number of FP17s or Patient Questionnaire responses are less than 100. N/A is shown where the base number of responses is less than 10 during the period. % is calculated as Quantity/Base number*100

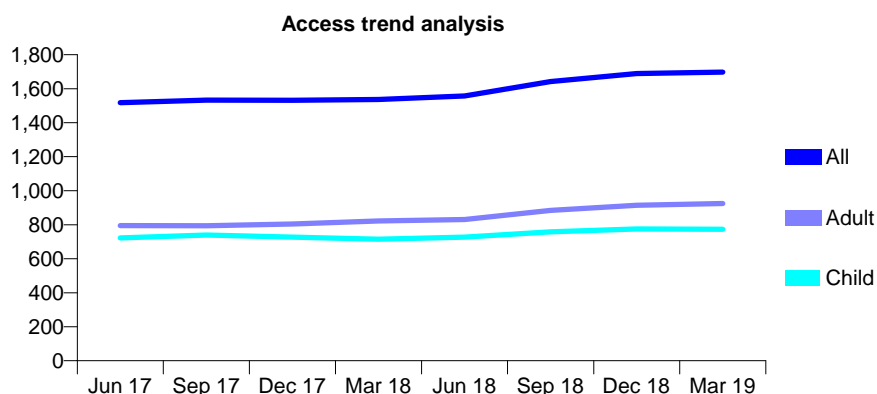
Q65 - Vital Signs At a Glance Contract Report for 678775/0002 - March 2019

Name or company name	MR MS JAMIE
Contract type name	GDS Contract
Purpose of contract	General
Contract start date	01/04/2006
Contract end date	

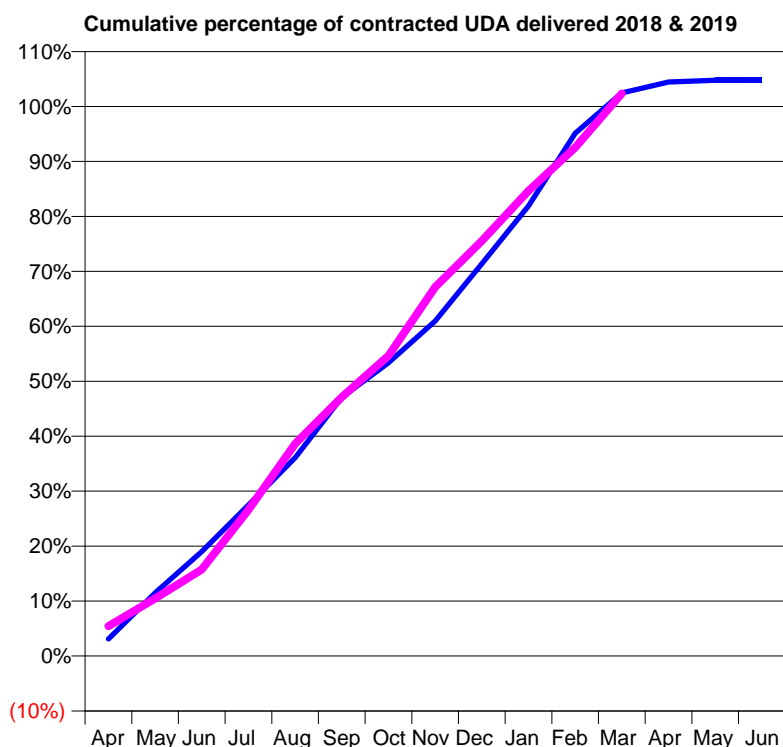
18/19 Contracted general activity (UDA)	5,438
Carry forward general activity (UDA)	-109
18/19 Contracted orthodontic activity (UOA)	0
Carry forward orthodontic activity (UOA)	0
Baseline contract value	£110,299.53

ACCESS*

Patients seen in 24 months	Total	Change since previous quarter
Quarter ending March 2018	1,537	
Quarter ending June 2018	1,557	→
Quarter ending September 2018	1,642	↑
Quarter ending December 2018	1,689	↑
Quarter ending March 2019	1,698	→
Variance since March 2018	10.5%	↑



ACTIVITY



Month	Adjusted Scheduled Activity (UDA)	
	2018	2019
April	168	296
May	625	569
June	1,034	855
July	1,494	1,447
August	1,962	2,100
September	2,559	2,563
October	2,902	2,971
November	3,316	3,650
December	3,881	4,107
January	4,454	4,602
February	5,172	5,032
March	5,573	5,566
April	5,679	
May	5,698	
June	5,698	

QUALITY

	Quantity	Base Number	Contract	AT	Region	England
% of FP17s for the same patient ID Re-attending within 3 months - Children	87	1,071	8.1%	9.5%	11.3%	11.8%
% of FP17s for the same patient ID Re-attending within 3 months - Adults	231	1,188	19.4%	13.9%	15.4%	15.7%
% of FP17s for the same patient ID Re-attending between 3 & 9 months - Children	560	1,071	52.3%	62.0%	61.3%	58.9%
% of FP17s for the same patient ID Re-attending between 3 & 9 months - Adults	515	1,188	43.4%	52.8%	52.1%	50.8%
% of FP17s for Band 1 Urgent Courses	202	2,216	9.1%	8.8%	9.5%	9.1%
% of FP17s Relating to Free Repair or Replacements	3	2,216	0.1%	0.8%	0.6%	0.8%
% of FP17s Relating to Continuations	60	2,216	2.7%	1.0%	0.8%	0.9%
% of Patients satisfied with the dentistry they have received	1	1	N/A	92.3%	92.4%	92.5%
% of Patients satisfied with the time they had to wait for an appointment	1	1	N/A	89.7%	86.3%	87.0%

* This is based on patients treated on this contract for their most recent course of treatment. Figures in italics indicate the base number of FP17s or Patient Questionnaire responses are less than 100. N/A is shown where the base number of responses is less than 10 during the period. % is calculated as Quantity/Base number*100

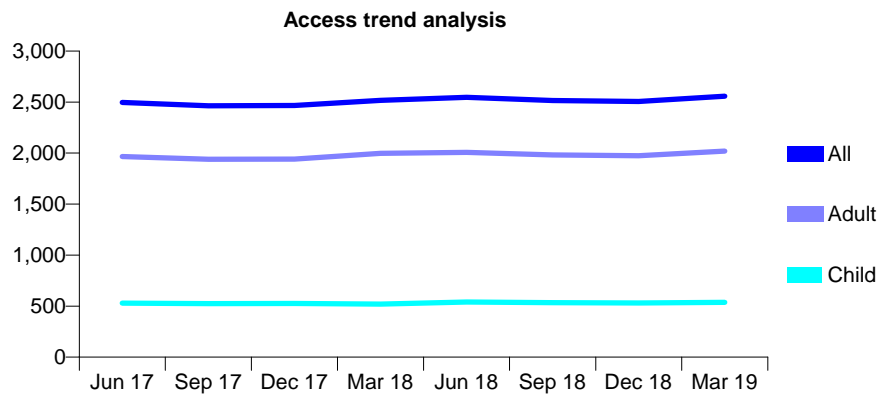
Q65 - Vital Signs At a Glance Contract Report for 679704/0001 - March 2019

Name or company name	MR N ZARGARIAN
Contract type name	GDS Contract
Purpose of contract	General
Contract start date	01/04/2006
Contract end date	

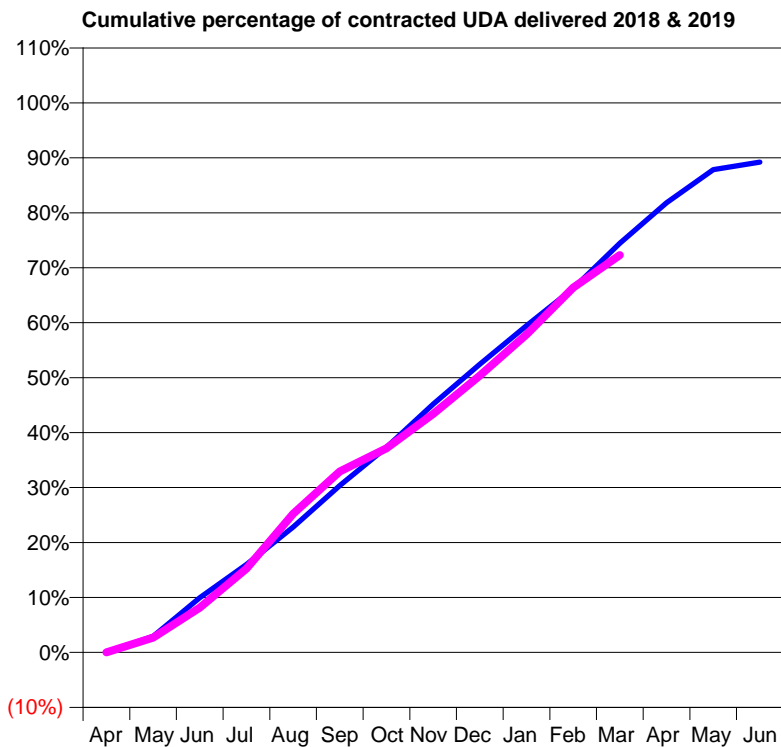
18/19 Contracted general activity (UDA)	8,819
Carry forward general activity (UDA)	0
18/19 Contracted orthodontic activity (UOA)	0
Carry forward orthodontic activity (UOA)	0
Baseline contract value	£209,174.56

ACCESS*

Patients seen in 24 months	Total	Change since previous quarter
Quarter ending March 2018	2,517	
Quarter ending June 2018	2,547	→
Quarter ending September 2018	2,516	↓
Quarter ending December 2018	2,507	→
Quarter ending March 2019	2,558	↑
Variance since March 2018	1.6%	→



ACTIVITY



Month	Adjusted Scheduled Activity (UDA)	
	2018	2019
April	0	0
May	258	238
June	876	718
July	1,412	1,345
August	2,013	2,225
September	2,678	2,904
October	3,293	3,275
November	3,983	3,827
December	4,623	4,441
January	5,244	5,102
February	5,841	5,855
March	6,564	6,376
April	7,216	
May	7,746	
June	7,869	

QUALITY

	Quantity	Base Number	Contract	AT	Region	England
% of FP17s for the same patient ID Re-attending within 3 months - Children	52	791	6.6%	9.5%	11.3%	11.8%
% of FP17s for the same patient ID Re-attending within 3 months - Adults	457	3,012	15.2%	13.9%	15.4%	15.7%
% of FP17s for the same patient ID Re-attending between 3 & 9 months - Children	493	791	62.3%	62.0%	61.3%	58.9%
% of FP17s for the same patient ID Re-attending between 3 & 9 months - Adults	1,793	3,012	59.5%	52.8%	52.1%	50.8%
% of FP17s for Band 1 Urgent Courses	248	3,265	7.6%	8.8%	9.5%	9.1%
% of FP17s Relating to Free Repair or Replacements	10	3,265	0.3%	0.8%	0.6%	0.8%
% of FP17s Relating to Continuations	77	3,265	2.4%	1.0%	0.8%	0.9%
% of Patients satisfied with the dentistry they have received	2	2	N/A	92.3%	92.4%	92.5%
% of Patients satisfied with the time they had to wait for an appointment	2	2	N/A	89.7%	86.3%	87.0%

* This is based on patients treated on this contract for their most recent course of treatment. Figures in italics indicate the base number of FP17s or Patient Questionnaire responses are less than 100. N/A is shown where the base number of responses is less than 10 during the period. % is calculated as Quantity/Base number*100

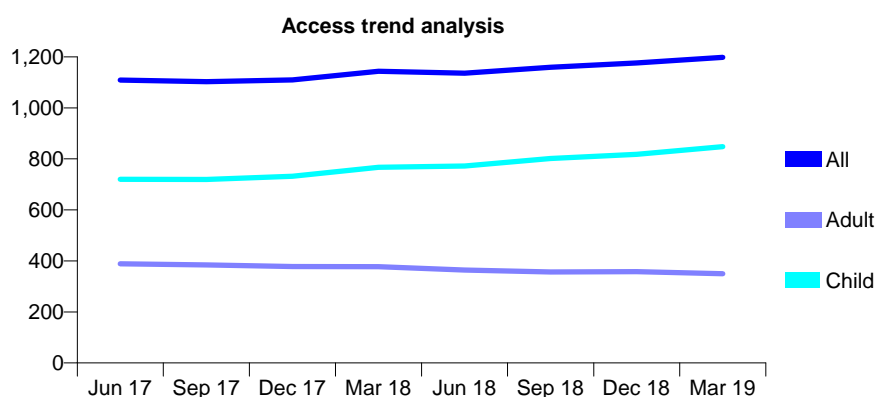
Q65 - Vital Signs At a Glance Contract Report for 682179/0001 - March 2019

Name or company name	MR T RAZAVI
Contract type name	GDS Contract
Purpose of contract	General
Contract start date	09/05/2014
Contract end date	

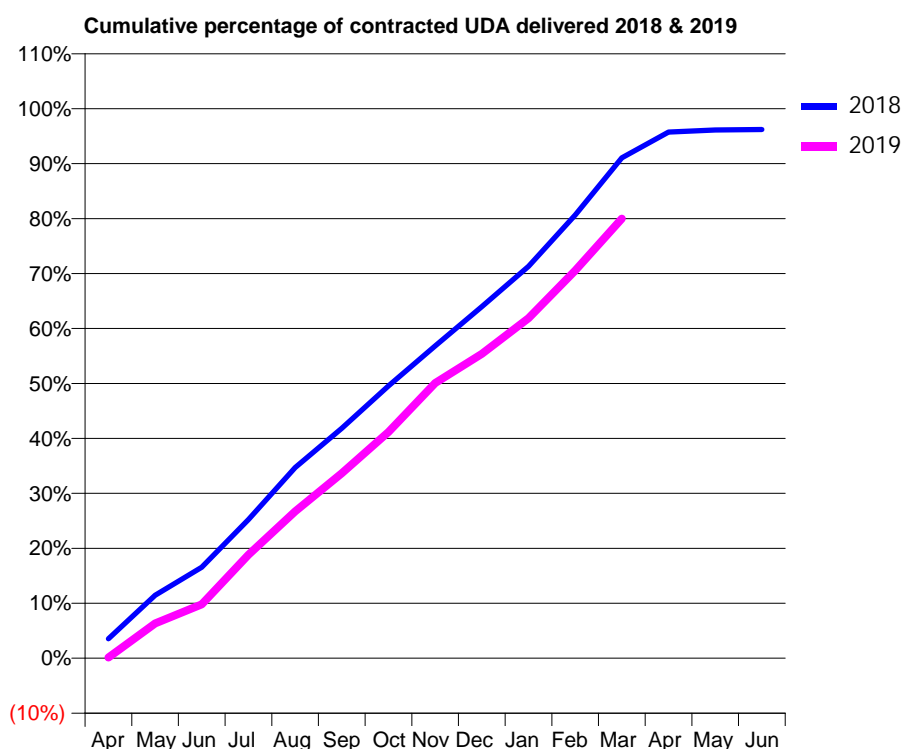
18/19 Contracted general activity (UDA)	3,300
Carry forward general activity (UDA)	125
18/19 Contracted orthodontic activity (UOA)	0
Carry forward orthodontic activity (UOA)	0
Baseline contract value	£73,439.03

ACCESS*

Patients seen in 24 months	Total	Change since previous quarter
Quarter ending March 2018	1,144	
Quarter ending June 2018	1,136	→
Quarter ending September 2018	1,159	↑
Quarter ending December 2018	1,176	→
Quarter ending March 2019	1,198	→
Variance since March 2018	4.7%	↑



ACTIVITY



Month	2018	2019
April	116	5
May	378	210
June	547	323
July	833	621
August	1,146	882
September	1,380	1,111
October	1,635	1,359
November	1,875	1,652
December	2,111	1,827
January	2,353	2,042
February	2,661	2,329
March	3,004	2,640
April	3,160	
May	3,172	
June	3,175	

QUALITY

	Quantity	Base Number	Contract	AT	Region	England
% of FP17s for the same patient ID Re-attending within 3 months - Children	125	1,389	9.0%	9.5%	11.3%	11.8%
% of FP17s for the same patient ID Re-attending within 3 months - Adults	38	408	9.3%	13.9%	15.4%	15.7%
% of FP17s for the same patient ID Re-attending between 3 & 9 months - Children	937	1,389	67.5%	62.0%	61.3%	58.9%
% of FP17s for the same patient ID Re-attending between 3 & 9 months - Adults	283	408	69.4%	52.8%	52.1%	50.8%
% of FP17s for Band 1 Urgent Courses	91	1,714	5.3%	8.8%	9.5%	9.1%
% of FP17s Relating to Free Repair or Replacements	1	1,714	0.1%	0.8%	0.6%	0.8%
% of FP17s Relating to Continuations	0	1,714	0.0%	1.0%	0.8%	0.9%
% of Patients satisfied with the dentistry they have received	0	0	N/A	92.3%	92.4%	92.5%
% of Patients satisfied with the time they had to wait for an appointment	0	0	N/A	89.7%	86.3%	87.0%

* This is based on patients treated on this contract for their most recent course of treatment.

Figures in italics indicate the base number of FP17s or Patient Questionnaire responses are less than 100. N/A is shown where the base number of responses is less than 10 during the period. % is calculated as Quantity/Base number*100

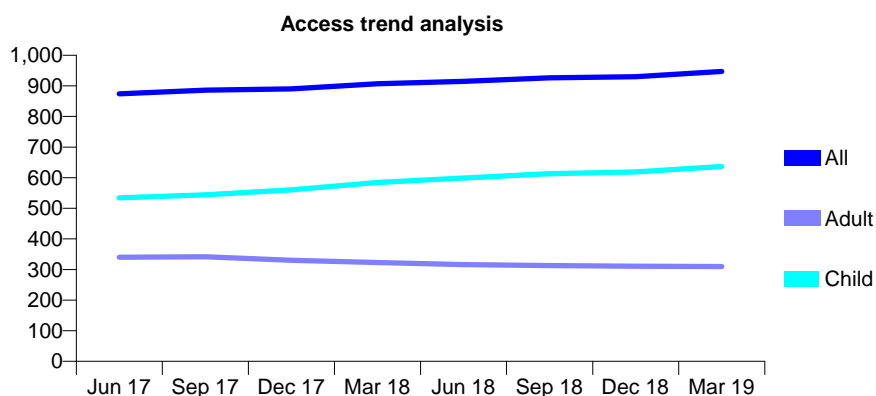
Q65 - Vital Signs At a Glance Contract Report for 715883/0001 - March 2019

Name or company name	MR CP OWEN-ROBERTS
Contract type name	GDS Contract
Purpose of contract	General
Contract start date	01/08/2013
Contract end date	

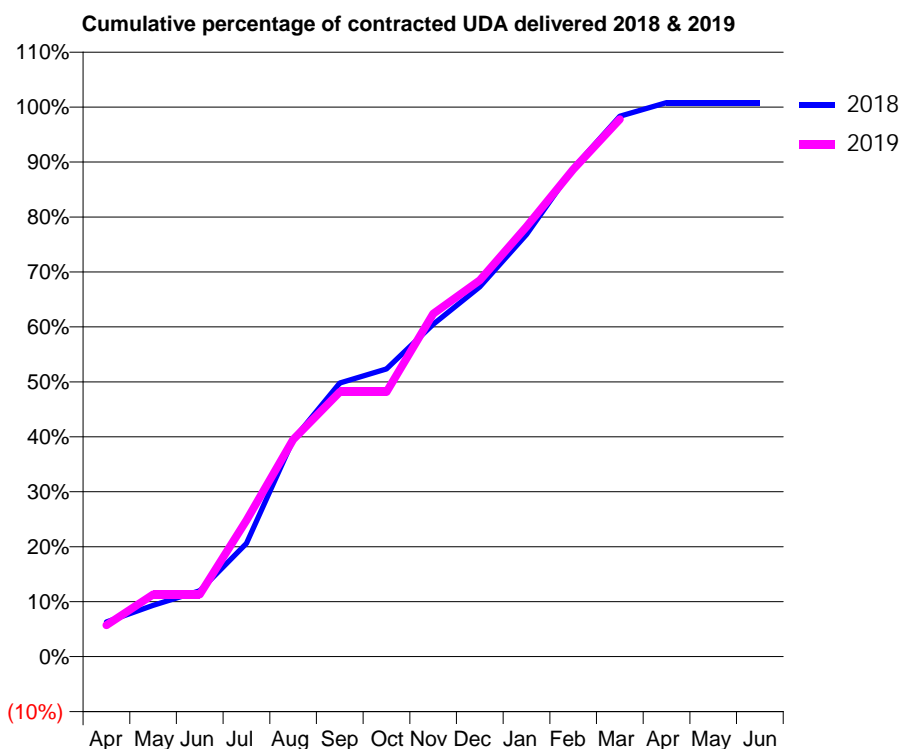
18/19 Contracted general activity (UDA)	2,709
Carry forward general activity (UDA)	-21
18/19 Contracted orthodontic activity (UOA)	0
Carry forward orthodontic activity (UOA)	0
Baseline contract value	£83,746.47

ACCESS*

Patients seen in 24 months	Total	Change since previous quarter
Quarter ending March 2018	907	
Quarter ending June 2018	915	→
Quarter ending September 2018	926	→
Quarter ending December 2018	930	→
Quarter ending March 2019	947	→
Variance since March 2018	4.4%	↑



ACTIVITY



Month	Adjusted Scheduled Activity (UDA)	
	2018	2019
April	171	155
May	253	307
June	325	307
July	558	672
August	1,069	1,071
September	1,348	1,305
October	1,418	1,305
November	1,638	1,691
December	1,823	1,855
January	2,081	2,120
February	2,407	2,402
March	2,664	2,649
April	2,730	
May	2,730	
June	2,730	

QUALITY

	Quantity	Base Number	Contract	AT	Region	England
% of FP17s for the same patient ID Re-attending within 3 months - Children	58	952	6.1%	9.5%	11.3%	11.8%
% of FP17s for the same patient ID Re-attending within 3 months - Adults	78	415	18.8%	13.9%	15.4%	15.7%
% of FP17s for the same patient ID Re-attending between 3 & 9 months - Children	612	952	64.3%	62.0%	61.3%	58.9%
% of FP17s for the same patient ID Re-attending between 3 & 9 months - Adults	227	415	54.7%	52.8%	52.1%	50.8%
% of FP17s for Band 1 Urgent Courses	71	1,332	5.3%	8.8%	9.5%	9.1%
% of FP17s Relating to Free Repair or Replacements	0	1,332	0.0%	0.8%	0.6%	0.8%
% of FP17s Relating to Continuations	1	1,332	0.1%	1.0%	0.8%	0.9%
% of Patients satisfied with the dentistry they have received	0	0	N/A	92.3%	92.4%	92.5%
% of Patients satisfied with the time they had to wait for an appointment	0	0	N/A	89.7%	86.3%	87.0%

* This is based on patients treated on this contract for their most recent course of treatment. Figures in italics indicate the base number of FP17s or Patient Questionnaire responses are less than 100. N/A is shown where the base number of responses is less than 10 during the period. % is calculated as Quantity/Base number*100

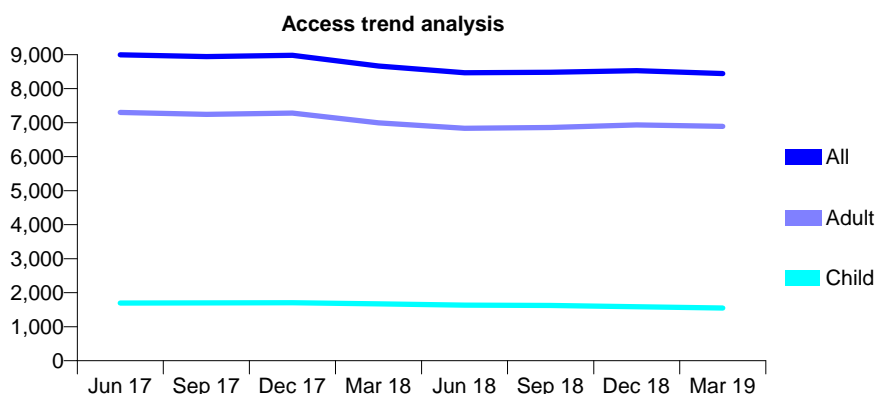
Q65 - Vital Signs At a Glance Contract Report for 760285/0001 - March 2019

Name or company name	Mr Samuel Labib
Contract type name	GDS Contract
Purpose of contract	General
Contract start date	01/04/2006
Contract end date	

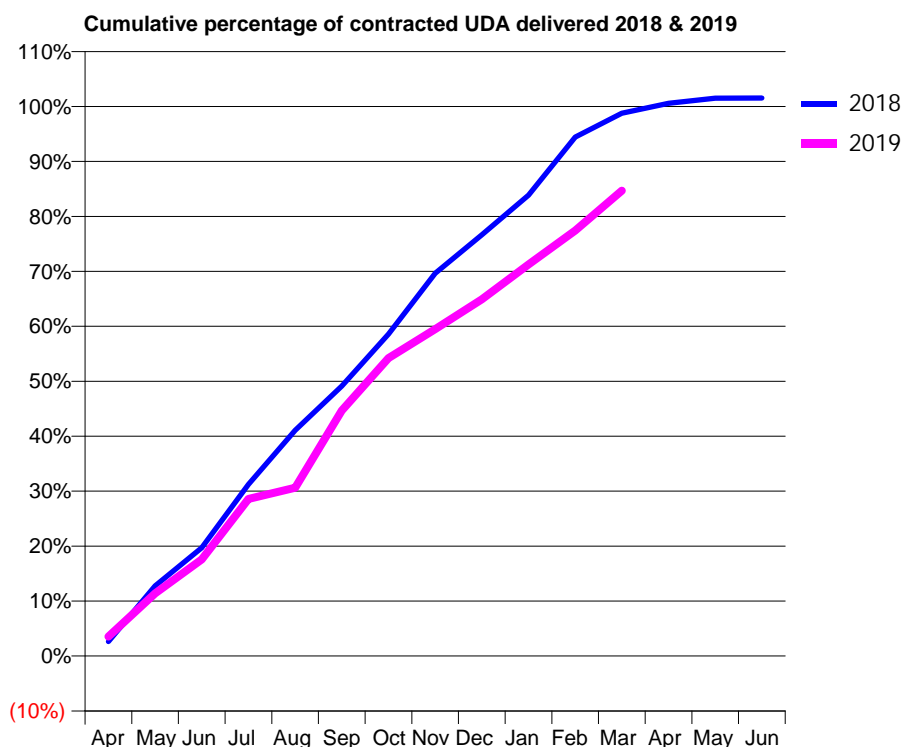
18/19 Contracted general activity (UDA)	24,932
Carry forward general activity (UDA)	-378
18/19 Contracted orthodontic activity (UOA)	0
Carry forward orthodontic activity (UOA)	0
Baseline contract value	£529,150.13

ACCESS*

Patients seen in 24 months	Total	Change since previous quarter
Quarter ending March 2018	8,665	
Quarter ending June 2018	8,467	↓
Quarter ending September 2018	8,481	→
Quarter ending December 2018	8,529	→
Quarter ending March 2019	8,444	→
Variance since March 2018	(2.6%)	↓



ACTIVITY



Month	Adjusted Scheduled Activity (UDA)	
	2018	2019
April	656	889
May	3,188	2,845
June	4,912	4,383
July	7,789	7,123
August	10,241	7,633
September	12,241	11,133
October	14,610	13,521
November	17,364	14,832
December	19,106	16,184
January	20,905	17,769
February	23,545	19,304
March	24,630	21,112
April	25,076	
May	25,303	
June	25,310	

QUALITY

	Quantity	Base Number	Contract	AT	Region	England
% of FP17s for the same patient ID Re-attending within 3 months - Children	97	1,924	5.0%	9.5%	11.3%	11.8%
% of FP17s for the same patient ID Re-attending within 3 months - Adults	867	8,501	10.2%	13.9%	15.4%	15.7%
% of FP17s for the same patient ID Re-attending between 3 & 9 months - Children	1,104	1,924	57.4%	62.0%	61.3%	58.9%
% of FP17s for the same patient ID Re-attending between 3 & 9 months - Adults	4,675	8,501	55.0%	52.8%	52.1%	50.8%
% of FP17s for Band 1 Urgent Courses	671	10,087	6.7%	8.8%	9.5%	9.1%
% of FP17s Relating to Free Repair or Replacements	113	10,087	1.1%	0.8%	0.6%	0.8%
% of FP17s Relating to Continuations	63	10,087	0.6%	1.0%	0.8%	0.9%
% of Patients satisfied with the dentistry they have received	7	9	N/A	92.3%	92.4%	92.5%
% of Patients satisfied with the time they had to wait for an appointment	7	9	N/A	89.7%	86.3%	87.0%

* This is based on patients treated on this contract for their most recent course of treatment. Figures in italics indicate the base number of FP17s or Patient Questionnaire responses are less than 100. N/A is shown where the base number of responses is less than 10 during the period. % is calculated as Quantity/Base number*100

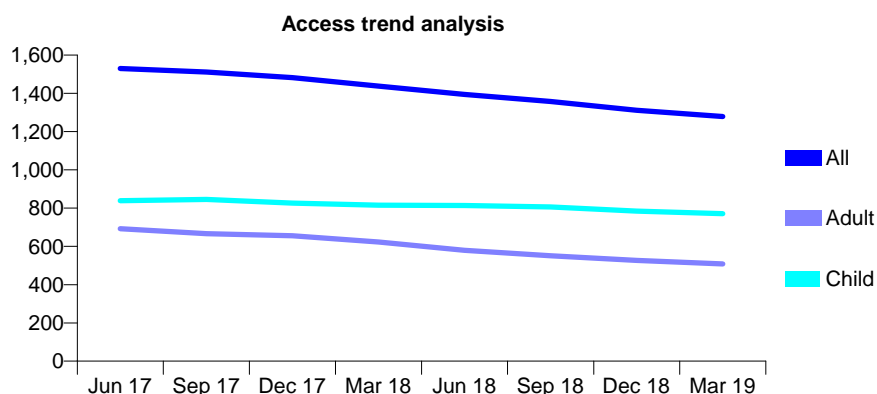
Q65 - Vital Signs At a Glance Contract Report for 762903/0001 - March 2019

Name or company name	MR CR BRANN
Contract type name	GDS Contract
Purpose of contract	General
Contract start date	01/02/2007
Contract end date	

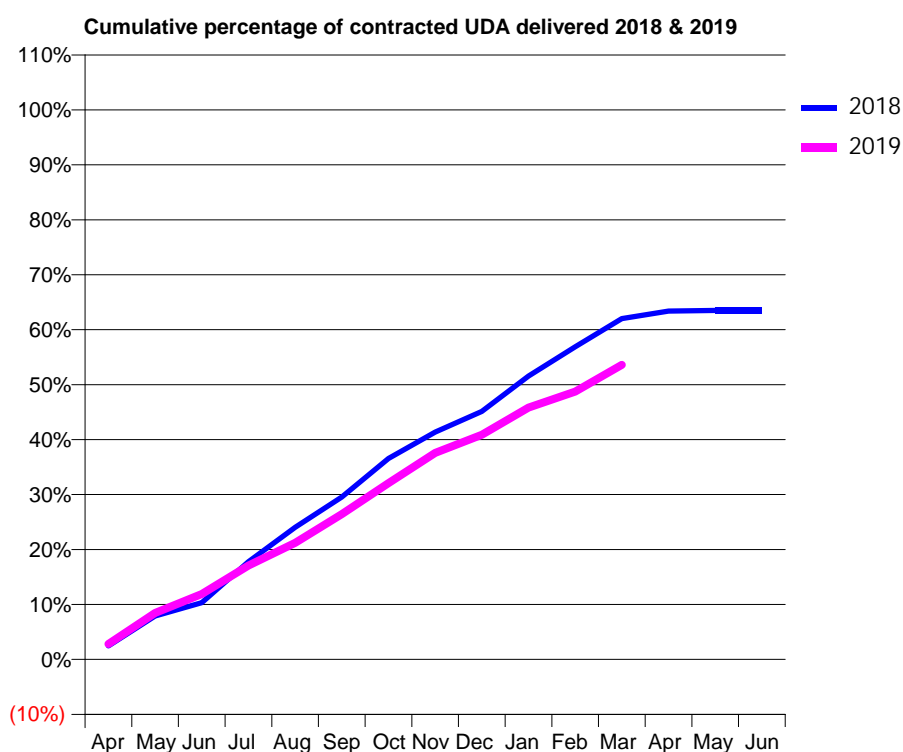
18/19 Contracted general activity (UDA)	5,865
Carry forward general activity (UDA)	0
18/19 Contracted orthodontic activity (UOA)	0
Carry forward orthodontic activity (UOA)	0
Baseline contract value	£134,063.48

ACCESS*

Patients seen in 24 months	Total	Change since previous quarter
Quarter ending March 2018	1,438	
Quarter ending June 2018	1,394	↓
Quarter ending September 2018	1,357	↓
Quarter ending December 2018	1,311	↓
Quarter ending March 2019	1,279	↓
Variance since March 2018	(11.1%)	↓



ACTIVITY



Month	Adjusted Scheduled Activity (UDA)	
	2018	2019
April	144	166
May	464	496
June	605	698
July	1,043	1,002
August	1,410	1,244
September	1,733	1,551
October	2,144	1,880
November	2,426	2,204
December	2,647	2,397
January	3,023	2,688
February	3,337	2,859
March	3,638	3,144
April	3,718	
May	3,725	
June	3,725	

QUALITY

	Quantity	Base Number	Contract	AT	Region	England
% of FP17s for the same patient ID Re-attending within 3 months - Children	104	1,462	7.1%	9.5%	11.3%	11.8%
% of FP17s for the same patient ID Re-attending within 3 months - Adults	104	596	17.4%	13.9%	15.4%	15.7%
% of FP17s for the same patient ID Re-attending between 3 & 9 months - Children	1,105	1,462	75.6%	62.0%	61.3%	58.9%
% of FP17s for the same patient ID Re-attending between 3 & 9 months - Adults	391	596	65.6%	52.8%	52.1%	50.8%
% of FP17s for Band 1 Urgent Courses	105	2,003	5.2%	8.8%	9.5%	9.1%
% of FP17s Relating to Free Repair or Replacements	0	2,003	0.0%	0.8%	0.6%	0.8%
% of FP17s Relating to Continuations	0	2,003	0.0%	1.0%	0.8%	0.9%
% of Patients satisfied with the dentistry they have received	4	4	N/A	92.3%	92.4%	92.5%
% of Patients satisfied with the time they had to wait for an appointment	4	4	N/A	89.7%	86.3%	87.0%

* This is based on patients treated on this contract for their most recent course of treatment. Figures in italics indicate the base number of FP17s or Patient Questionnaire responses are less than 100. N/A is shown where the base number of responses is less than 10 during the period. % is calculated as Quantity/Base number*100

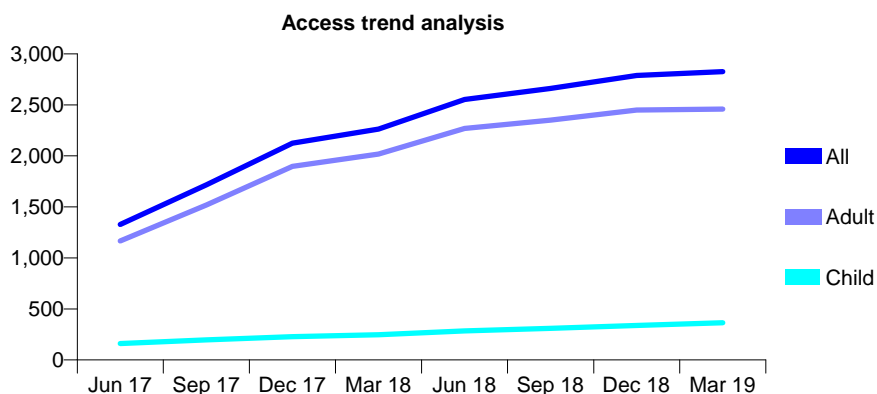
Q65 - Vital Signs At a Glance Contract Report for 765864/0001 - March 2019

Name or company name	Mr T Razavi
Contract type name	GDS Contract
Purpose of contract	General
Contract start date	01/04/2006
Contract end date	

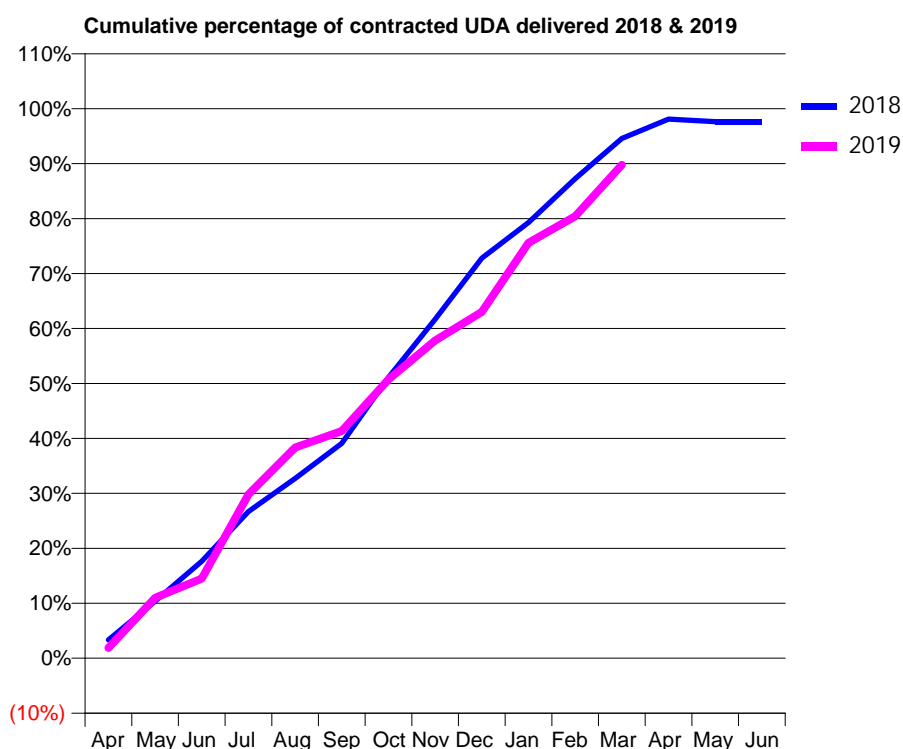
18/19 Contracted general activity (UDA)	5,998
Carry forward general activity (UDA)	142
18/19 Contracted orthodontic activity (UOA)	0
Carry forward orthodontic activity (UOA)	0
Baseline contract value	£171,410.79

ACCESS*

Patients seen in 24 months	Total	Change since previous quarter
Quarter ending March 2018	2,264	
Quarter ending June 2018	2,552	↑
Quarter ending September 2018	2,661	↑
Quarter ending December 2018	2,787	↑
Quarter ending March 2019	2,825	→
Variance since March 2018	24.8%	↑



ACTIVITY



Adjusted Scheduled Activity (UDA)		
Month	2018	2019
April	200	113
May	624	661
June	1,057	870
July	1,601	1,789
August	1,963	2,299
September	2,346	2,480
October	3,065	3,041
November	3,700	3,468
December	4,366	3,780
January	4,756	4,533
February	5,234	4,825
March	5,673	5,385
April	5,883	
May	5,856	
June	5,856	

QUALITY

	Quantity	Base Number	Contract	AT	Region	England
% of FP17s for the same patient ID Re-attending within 3 months - Children	41	517	7.9%	9.5%	11.3%	11.8%
% of FP17s for the same patient ID Re-attending within 3 months - Adults	341	2,313	14.7%	13.9%	15.4%	15.7%
% of FP17s for the same patient ID Re-attending between 3 & 9 months - Children	254	517	49.1%	62.0%	61.3%	58.9%
% of FP17s for the same patient ID Re-attending between 3 & 9 months - Adults	843	2,313	36.4%	52.8%	52.1%	50.8%
% of FP17s for Band 1 Urgent Courses	329	2,740	12.0%	8.8%	9.5%	9.1%
% of FP17s Relating to Free Repair or Replacements	41	2,740	1.5%	0.8%	0.6%	0.8%
% of FP17s Relating to Continuations	8	2,740	0.3%	1.0%	0.8%	0.9%
% of Patients satisfied with the dentistry they have received	2	2	N/A	92.3%	92.4%	92.5%
% of Patients satisfied with the time they had to wait for an appointment	1	2	N/A	89.7%	86.3%	87.0%

* This is based on patients treated on this contract for their most recent course of treatment.

Figures in italics indicate the base number of FP17s or Patient Questionnaire responses are less than 100. N/A is shown where the base number of responses is less than 10 during the period. % is calculated as Quantity/Base number*100

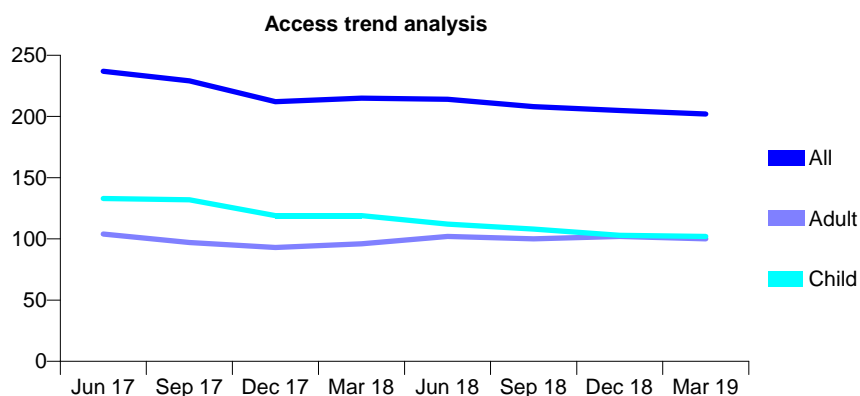
Q65 - Vital Signs At a Glance Contract Report for 770574/0001 - March 2019

Name or company name	MR MJ OVERTON-FOX
Contract type name	GDS Contract
Purpose of contract	General
Contract start date	01/04/2006
Contract end date	

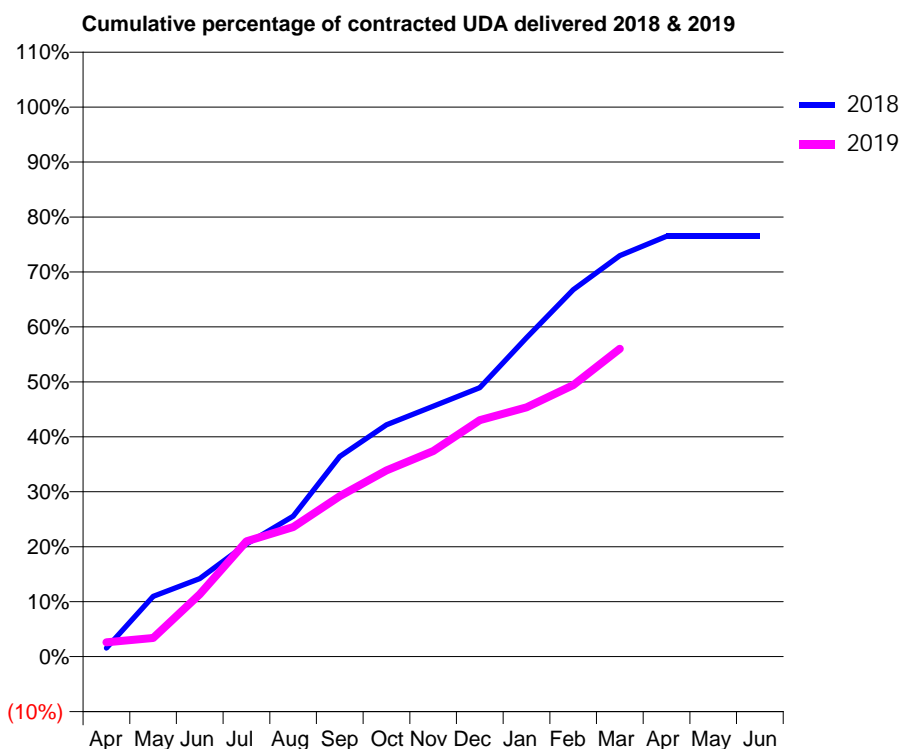
18/19 Contracted general activity (UDA)	770
Carry forward general activity (UDA)	0
18/19 Contracted orthodontic activity (UOA)	0
Carry forward orthodontic activity (UOA)	0
Baseline contract value	£17,944.94

ACCESS*

Patients seen in 24 months	Total	Change since previous quarter
Quarter ending March 2018	215	
Quarter ending June 2018	214	→
Quarter ending September 2018	208	↓
Quarter ending December 2018	205	↓
Quarter ending March 2019	202	↓
Variance since March 2018	(6.0%)	↓



ACTIVITY



Month	Adjusted Scheduled Activity (UDA)	
	2018	2019
April	12	20
May	84	26
June	109	87
July	158	162
August	197	182
September	280	225
October	325	261
November	351	288
December	377	331
January	447	349
February	514	380
March	562	431
April	589	
May	589	
June	589	

QUALITY

	Quantity	Base Number	Contract	AT	Region	England
% of FP17s for the same patient ID Re-attending within 3 months - Children	5	139	3.6%	9.5%	11.3%	11.8%
% of FP17s for the same patient ID Re-attending within 3 months - Adults	19	113	16.8%	13.9%	15.4%	15.7%
% of FP17s for the same patient ID Re-attending between 3 & 9 months - Children	94	139	67.6%	62.0%	61.3%	58.9%
% of FP17s for the same patient ID Re-attending between 3 & 9 months - Adults	62	113	54.9%	52.8%	52.1%	50.8%
% of FP17s for Band 1 Urgent Courses	7	240	2.9%	8.8%	9.5%	9.1%
% of FP17s Relating to Free Repair or Replacements	0	240	0.0%	0.8%	0.6%	0.8%
% of FP17s Relating to Continuations	0	240	0.0%	1.0%	0.8%	0.9%
% of Patients satisfied with the dentistry they have received	1	1	N/A	92.3%	92.4%	92.5%
% of Patients satisfied with the time they had to wait for an appointment	1	1	N/A	89.7%	86.3%	87.0%

* This is based on patients treated on this contract for their most recent course of treatment. Figures in italics indicate the base number of FP17s or Patient Questionnaire responses are less than 100. N/A is shown where the base number of responses is less than 10 during the period. % is calculated as Quantity/Base number*100

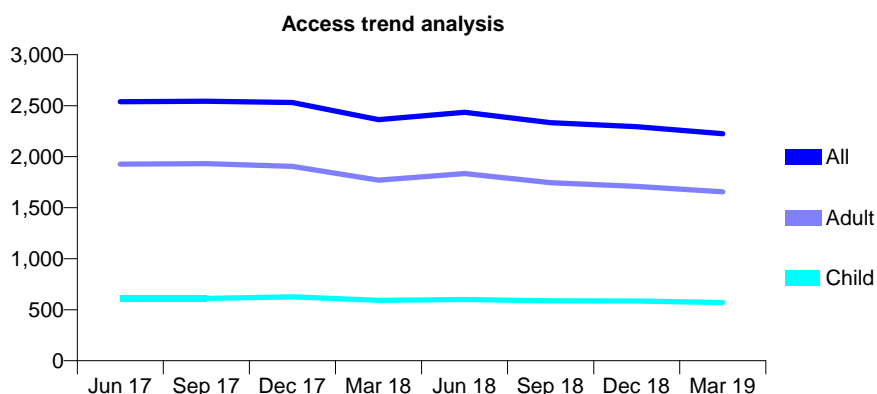
Q65 - Vital Signs At a Glance Contract Report for 787442/0001 - March 2019

Name or company name	Millennium Dental Care
Contract type name	GDS Contract
Purpose of contract	General
Contract start date	01/04/2006
Contract end date	

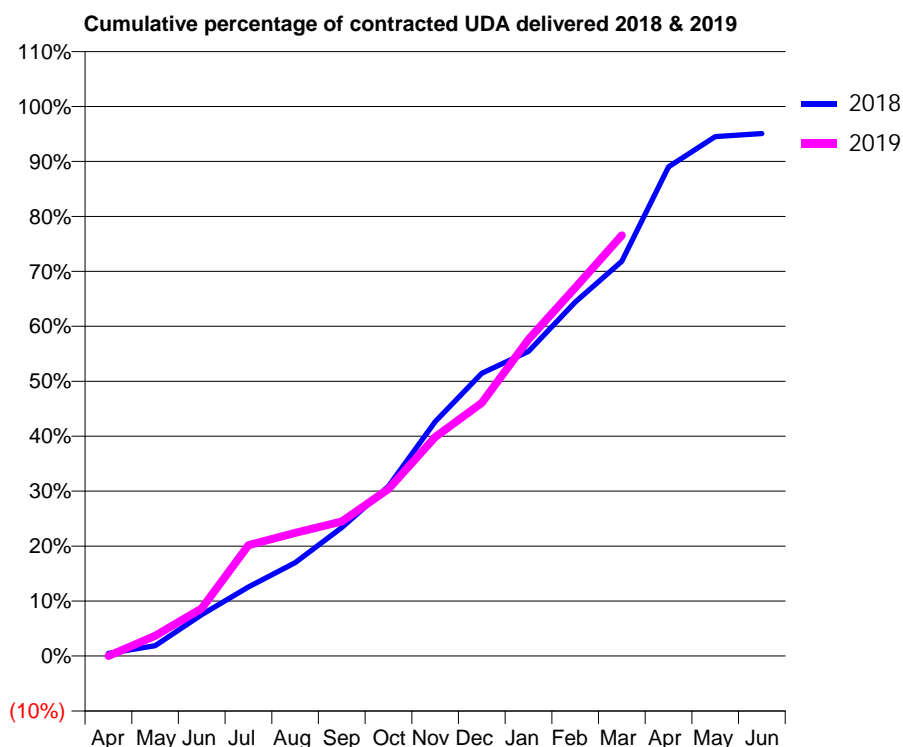
18/19 Contracted general activity (UDA)	5,997
Carry forward general activity (UDA)	0
18/19 Contracted orthodontic activity (UOA)	0
Carry forward orthodontic activity (UOA)	0
Baseline contract value	£145,734.99

ACCESS*

Patients seen in 24 months	Total	Change since previous quarter
Quarter ending March 2018	2,363	
Quarter ending June 2018	2,436	↑
Quarter ending September 2018	2,333	↓
Quarter ending December 2018	2,295	↓
Quarter ending March 2019	2,225	↓
Variance since March 2018	(5.8%)	↓



ACTIVITY



Month	Adjusted Scheduled Activity (UDA)	
	2018	2019
April	30	1
May	112	220
June	452	520
July	753	1,210
August	1,020	1,344
September	1,402	1,467
October	1,852	1,822
November	2,558	2,390
December	3,084	2,762
January	3,324	3,456
February	3,862	4,020
March	4,306	4,591
April	5,339	
May	5,668	
June	5,701	

QUALITY

	Quantity	Base Number	Contract	AT	Region	England
% of FP17s for the same patient ID Re-attending within 3 months - Children	42	585	7.2%	9.5%	11.3%	11.8%
% of FP17s for the same patient ID Re-attending within 3 months - Adults	157	1,675	9.4%	13.9%	15.4%	15.7%
% of FP17s for the same patient ID Re-attending between 3 & 9 months - Children	246	585	42.1%	62.0%	61.3%	58.9%
% of FP17s for the same patient ID Re-attending between 3 & 9 months - Adults	644	1,675	38.4%	52.8%	52.1%	50.8%
% of FP17s for Band 1 Urgent Courses	145	1,707	8.5%	8.8%	9.5%	9.1%
% of FP17s Relating to Free Repair or Replacements	1	1,707	0.1%	0.8%	0.6%	0.8%
% of FP17s Relating to Continuations	6	1,707	0.4%	1.0%	0.8%	0.9%
% of Patients satisfied with the dentistry they have received	4	4	N/A	92.3%	92.4%	92.5%
% of Patients satisfied with the time they had to wait for an appointment	4	4	N/A	89.7%	86.3%	87.0%

* This is based on patients treated on this contract for their most recent course of treatment. Figures in italics indicate the base number of FP17s or Patient Questionnaire responses are less than 100. N/A is shown where the base number of responses is less than 10 during the period. % is calculated as Quantity/Base number*100

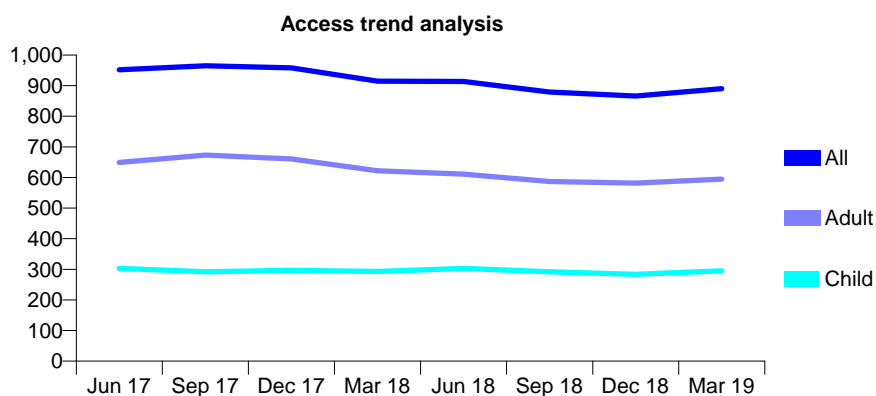
Q65 - Vital Signs At a Glance Contract Report for 804703/0001 - March 2019

Name or company name	MR LM COSTELLO
Contract type name	GDS Contract
Purpose of contract	General
Contract start date	01/04/2006
Contract end date	

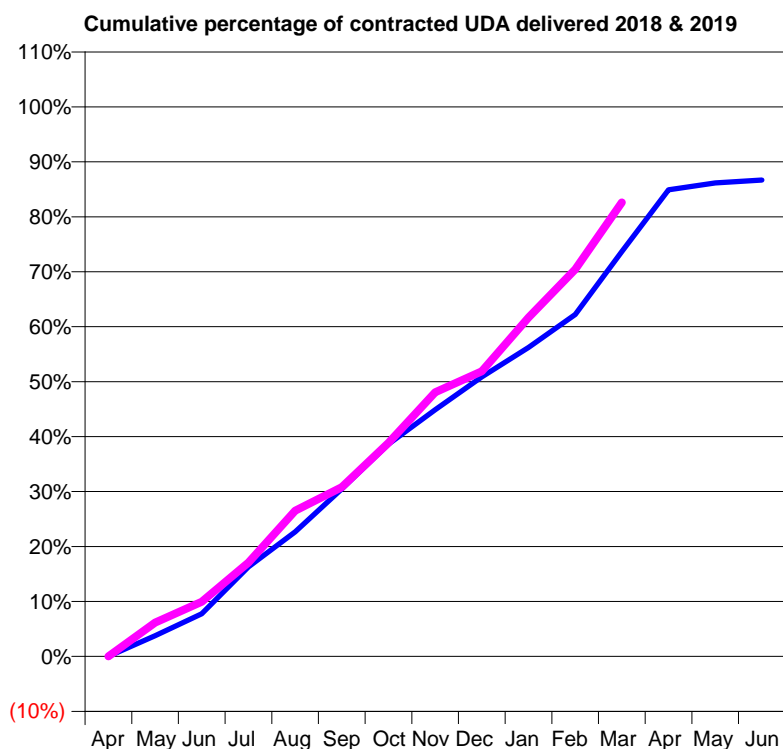
18/19 Contracted general activity (UDA)	2,817
Carry forward general activity (UDA)	0
18/19 Contracted orthodontic activity (UOA)	0
Carry forward orthodontic activity (UOA)	0
Baseline contract value	£71,776.33

ACCESS*

Patients seen in 24 months	Total	Change since previous quarter
Quarter ending March 2018	915	
Quarter ending June 2018	914	→
Quarter ending September 2018	879	↓
Quarter ending December 2018	866	↓
Quarter ending March 2019	890	↑
Variance since March 2018	(2.7%)	↓



ACTIVITY



Month	Adjusted Scheduled Activity (UDA)	
	2018	2019
April	0	0
May	106	174
June	219	280
July	459	481
August	639	747
September	859	868
October	1,089	1,095
November	1,264	1,354
December	1,432	1,462
January	1,584	1,737
February	1,752	1,984
March	2,075	2,326
April	2,392	
May	2,427	
June	2,442	

QUALITY

	Quantity	Base Number	Contract	AT	Region	England
% of FP17s for the same patient ID Re-attending within 3 months - Children	16	432	3.7%	9.5%	11.3%	11.8%
% of FP17s for the same patient ID Re-attending within 3 months - Adults	94	729	12.9%	13.9%	15.4%	15.7%
% of FP17s for the same patient ID Re-attending between 3 & 9 months - Children	274	432	63.4%	62.0%	61.3%	58.9%
% of FP17s for the same patient ID Re-attending between 3 & 9 months - Adults	370	729	50.8%	52.8%	52.1%	50.8%
% of FP17s for Band 1 Urgent Courses	67	1,045	6.4%	8.8%	9.5%	9.1%
% of FP17s Relating to Free Repair or Replacements	1	1,045	0.1%	0.8%	0.6%	0.8%
% of FP17s Relating to Continuations	0	1,045	0.0%	1.0%	0.8%	0.9%
% of Patients satisfied with the dentistry they have received	0	0	N/A	92.3%	92.4%	92.5%
% of Patients satisfied with the time they had to wait for an appointment	0	0	N/A	89.7%	86.3%	87.0%

* This is based on patients treated on this contract for their most recent course of treatment. Figures in italics indicate the base number of FP17s or Patient Questionnaire responses are less than 100. N/A is shown where the base number of responses is less than 10 during the period. % is calculated as Quantity/Base number*100

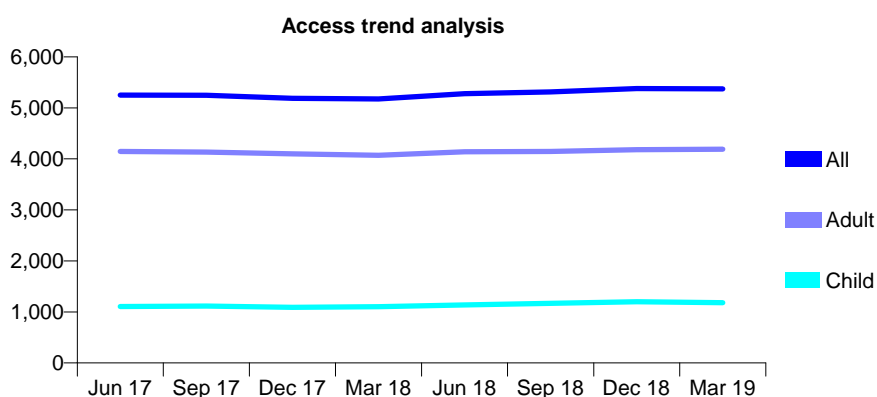
Q65 - Vital Signs At a Glance Contract Report for 807982/0001 - March 2019

Name or company name	MR MA WILCOX
Contract type name	GDS Contract
Purpose of contract	General
Contract start date	01/04/2006
Contract end date	

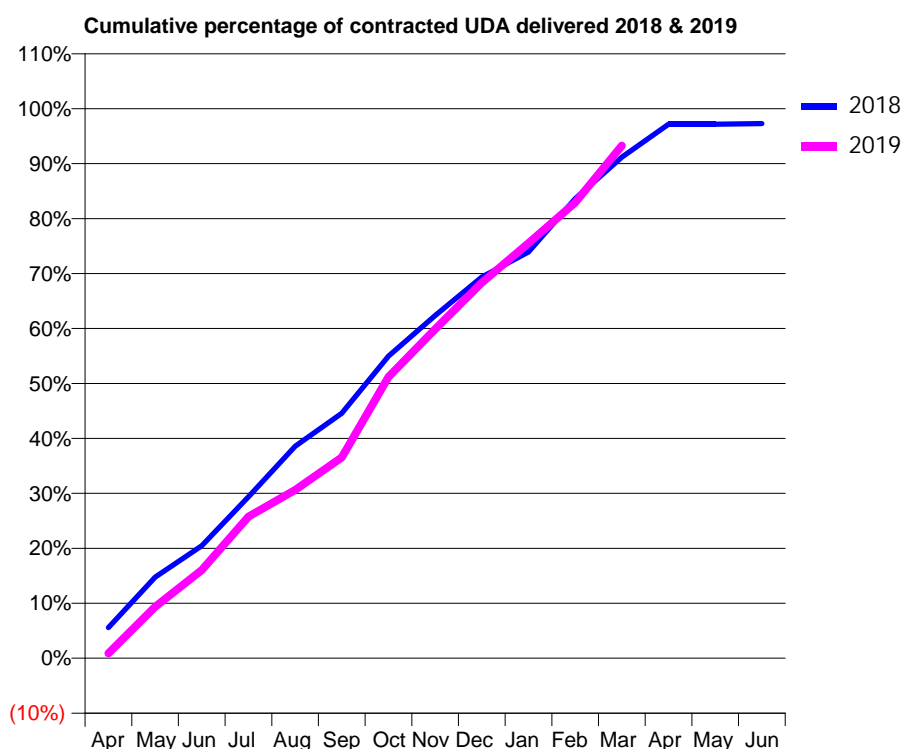
18/19 Contracted general activity (UDA)	15,918
Carry forward general activity (UDA)	435
18/19 Contracted orthodontic activity (UOA)	0
Carry forward orthodontic activity (UOA)	0
Baseline contract value	£371,639.95

ACCESS*

Patients seen in 24 months	Total	Change since previous quarter
Quarter ending March 2018	5,176	
Quarter ending June 2018	5,278	→
Quarter ending September 2018	5,313	→
Quarter ending December 2018	5,379	→
Quarter ending March 2019	5,370	→
Variance since March 2018	3.7%	↑



ACTIVITY



Adjusted Scheduled Activity (UDA)		
Month	2018	2019
April	892	142
May	2,348	1,491
June	3,259	2,553
July	4,676	4,101
August	6,139	4,873
September	7,095	5,816
October	8,751	8,148
November	9,928	9,532
December	11,042	10,879
January	11,767	12,023
February	13,309	13,202
March	14,510	14,847
April	15,463	
May	15,468	
June	15,483	

QUALITY

	Quantity	Base Number	Contract	AT	Region	England
% of FP17s for the same patient ID Re-attending within 3 months - Children	113	1,536	7.4%	9.5%	11.3%	11.8%
% of FP17s for the same patient ID Re-attending within 3 months - Adults	844	5,698	14.8%	13.9%	15.4%	15.7%
% of FP17s for the same patient ID Re-attending between 3 & 9 months - Children	649	1,536	42.3%	62.0%	61.3%	58.9%
% of FP17s for the same patient ID Re-attending between 3 & 9 months - Adults	2,517	5,698	44.2%	52.8%	52.1%	50.8%
% of FP17s for Band 1 Urgent Courses	405	6,880	5.9%	8.8%	9.5%	9.1%
% of FP17s Relating to Free Repair or Replacements	139	6,880	2.0%	0.8%	0.6%	0.8%
% of FP17s Relating to Continuations	90	6,880	1.3%	1.0%	0.8%	0.9%
% of Patients satisfied with the dentistry they have received	3	3	N/A	92.3%	92.4%	92.5%
% of Patients satisfied with the time they had to wait for an appointment	3	3	N/A	89.7%	86.3%	87.0%

* This is based on patients treated on this contract for their most recent course of treatment.

Figures in italics indicate the base number of FP17s or Patient Questionnaire responses are less than 100. N/A is shown where the base number of responses is less than 10 during the period. % is calculated as Quantity/Base number*100

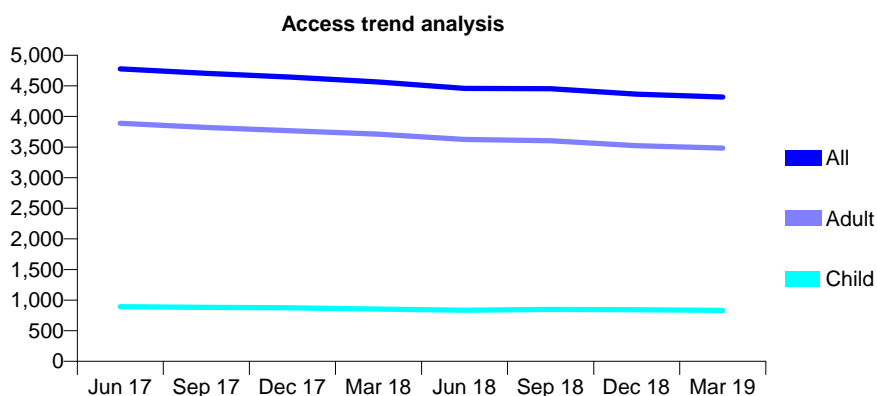
Q65 - Vital Signs At a Glance Contract Report for 813893/0001 - March 2019

Name or company name	MR P MARFFY
Contract type name	GDS Contract
Purpose of contract	General
Contract start date	01/04/2006
Contract end date	

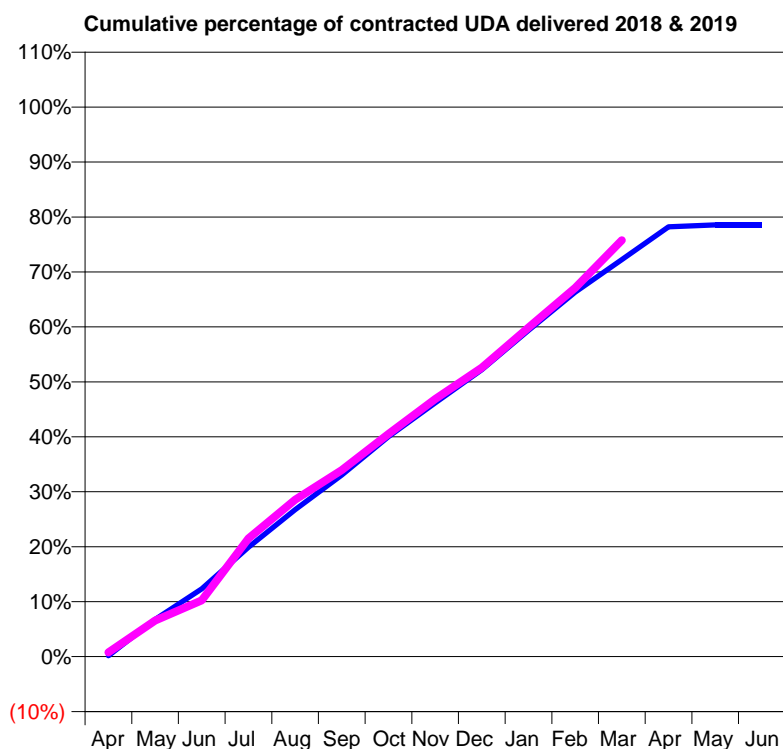
18/19 Contracted general activity (UDA)	12,282
Carry forward general activity (UDA)	0
18/19 Contracted orthodontic activity (UOA)	0
Carry forward orthodontic activity (UOA)	0
Baseline contract value	£283,785.74

ACCESS*

Patients seen in 24 months	Total	Change since previous quarter
Quarter ending March 2018	4,563	
Quarter ending June 2018	4,459	↓
Quarter ending September 2018	4,454	→
Quarter ending December 2018	4,365	↓
Quarter ending March 2019	4,318	↓
Variance since March 2018	(5.4%)	↓



ACTIVITY



Month	Adjusted Scheduled Activity (UDA)	
	2018	2019
April	21	97
May	914	807
June	1,662	1,259
July	2,685	2,641
August	3,607	3,507
September	4,454	4,169
October	5,395	4,978
November	6,226	5,756
December	7,038	6,458
January	8,005	7,355
February	8,944	8,242
March	9,738	9,306
April	10,544	
May	10,591	
June	10,591	

QUALITY

	Quantity	Base Number	Contract	AT	Region	England
% of FP17s for the same patient ID Re-attending within 3 months - Children	48	872	5.5%	9.5%	11.3%	11.8%
% of FP17s for the same patient ID Re-attending within 3 months - Adults	716	4,010	17.9%	13.9%	15.4%	15.7%
% of FP17s for the same patient ID Re-attending between 3 & 9 months - Children	228	872	26.1%	62.0%	61.3%	58.9%
% of FP17s for the same patient ID Re-attending between 3 & 9 months - Adults	1,100	4,010	27.4%	52.8%	52.1%	50.8%
% of FP17s for Band 1 Urgent Courses	505	4,518	11.2%	8.8%	9.5%	9.1%
% of FP17s Relating to Free Repair or Replacements	30	4,518	0.7%	0.8%	0.6%	0.8%
% of FP17s Relating to Continuations	68	4,518	1.5%	1.0%	0.8%	0.9%
% of Patients satisfied with the dentistry they have received	4	5	N/A	92.3%	92.4%	92.5%
% of Patients satisfied with the time they had to wait for an appointment	5	5	N/A	89.7%	86.3%	87.0%

* This is based on patients treated on this contract for their most recent course of treatment. Figures in italics indicate the base number of FP17s or Patient Questionnaire responses are less than 100. N/A is shown where the base number of responses is less than 10 during the period. % is calculated as Quantity/Base number*100

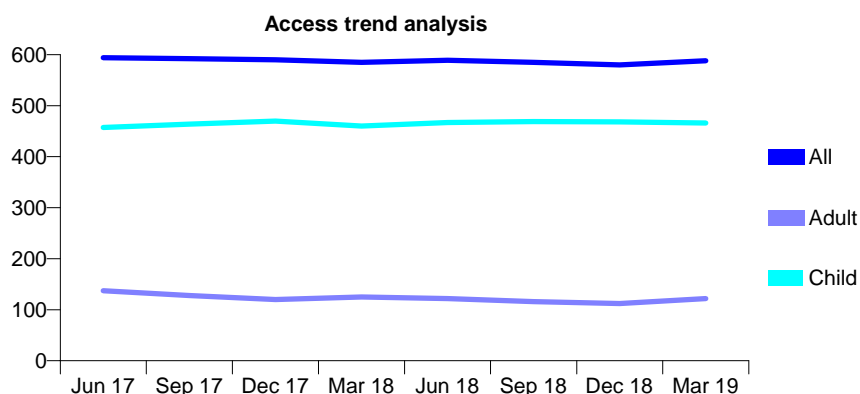
Q65 - Vital Signs At a Glance Contract Report for 825441/0001 - March 2019

Name or company name	MISS AL WHITBY
Contract type name	GDS Contract
Purpose of contract	General
Contract start date	01/04/2006
Contract end date	

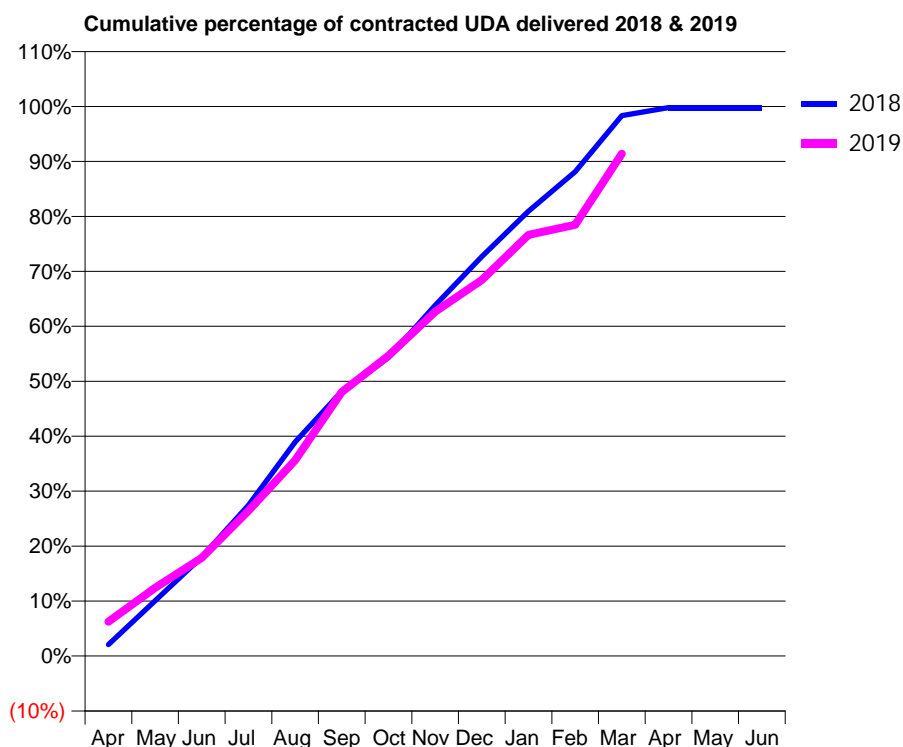
18/19 Contracted general activity (UDA)	1,300
Carry forward general activity (UDA)	3
18/19 Contracted orthodontic activity (UOA)	0
Carry forward orthodontic activity (UOA)	0
Baseline contract value	£30,689.01

ACCESS*

Patients seen in 24 months	Total	Change since previous quarter
Quarter ending March 2018	585	
Quarter ending June 2018	589	→
Quarter ending September 2018	585	→
Quarter ending December 2018	580	→
Quarter ending March 2019	588	→
Variance since March 2018	0.5%	→



ACTIVITY



Month	Adjusted Scheduled Activity (UDA)	
	2018	2019
April	27	81
May	131	161
June	234	232
July	357	344
August	506	463
September	626	625
October	706	710
November	830	814
December	945	890
January	1,052	996
February	1,146	1,020
March	1,278	1,188
April	1,297	
May	1,297	
June	1,297	

QUALITY

	Quantity	Base Number	Contract	AT	Region	England
% of FP17s for the same patient ID Re-attending within 3 months - Children	28	746	3.8%	9.5%	11.3%	11.8%
% of FP17s for the same patient ID Re-attending within 3 months - Adults	32	129	24.8%	13.9%	15.4%	15.7%
% of FP17s for the same patient ID Re-attending between 3 & 9 months - Children	513	746	68.8%	62.0%	61.3%	58.9%
% of FP17s for the same patient ID Re-attending between 3 & 9 months - Adults	77	129	59.7%	52.8%	52.1%	50.8%
% of FP17s for Band 1 Urgent Courses	27	844	3.2%	8.8%	9.5%	9.1%
% of FP17s Relating to Free Repair or Replacements	0	844	0.0%	0.8%	0.6%	0.8%
% of FP17s Relating to Continuations	0	844	0.0%	1.0%	0.8%	0.9%
% of Patients satisfied with the dentistry they have received	0	0	N/A	92.3%	92.4%	92.5%
% of Patients satisfied with the time they had to wait for an appointment	0	0	N/A	89.7%	86.3%	87.0%

* This is based on patients treated on this contract for their most recent course of treatment. Figures in italics indicate the base number of FP17s or Patient Questionnaire responses are less than 100. N/A is shown where the base number of responses is less than 10 during the period. % is calculated as Quantity/Base number*100

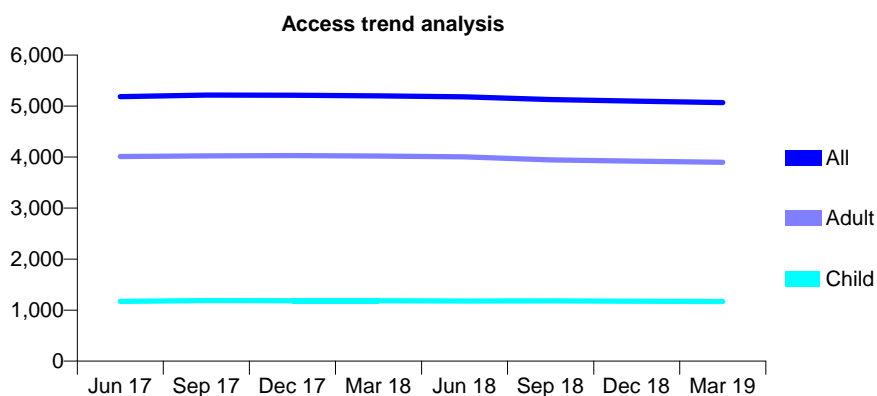
Q65 - Vital Signs At a Glance Contract Report for 836133/0001 - March 2019

Name or company name	Flaxpits Lane Dental Surgery
Contract type name	GDS Contract
Purpose of contract	General and Orthodontic
Contract start date	01/06/2013
Contract end date	

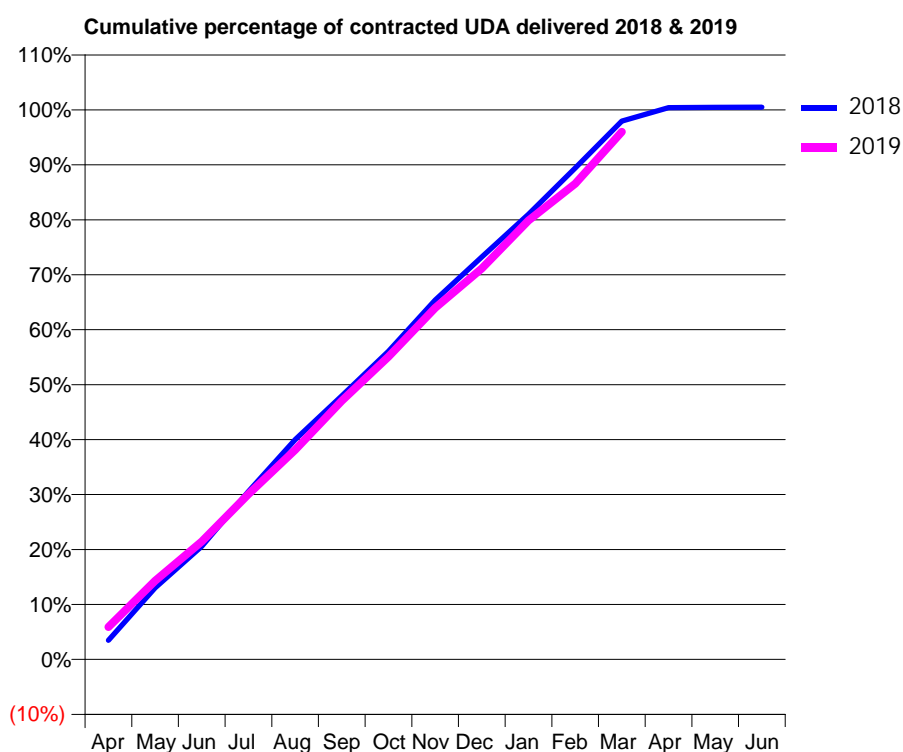
18/19 Contracted general activity (UDA)	13,500
Carry forward general activity (UDA)	-63
18/19 Contracted orthodontic activity (UOA)	500
Carry forward orthodontic activity (UOA)	0
Baseline contract value	£343,474.18

ACCESS*

Patients seen in 24 months	Total	Change since previous quarter
Quarter ending March 2018	5,202	
Quarter ending June 2018	5,180	→
Quarter ending September 2018	5,127	↓
Quarter ending December 2018	5,096	→
Quarter ending March 2019	5,068	→
Variance since March 2018	(2.6%)	↓



ACTIVITY



Month	2018	2019
April	469	797
May	1,759	1,933
June	2,776	2,897
July	4,126	4,061
August	5,401	5,148
September	6,472	6,351
October	7,570	7,436
November	8,829	8,635
December	9,885	9,602
January	10,935	10,784
February	12,070	11,686
March	13,225	12,959
April	13,554	
May	13,562	
June	13,563	

QUALITY

	Quantity	Base Number	Contract	AT	Region	England
% of FP17s for the same patient ID Re-attending within 3 months - Children	177	2,063	8.6%	9.5%	11.3%	11.8%
% of FP17s for the same patient ID Re-attending within 3 months - Adults	736	6,001	12.3%	13.9%	15.4%	15.7%
% of FP17s for the same patient ID Re-attending between 3 & 9 months - Children	1,497	2,063	72.6%	62.0%	61.3%	58.9%
% of FP17s for the same patient ID Re-attending between 3 & 9 months - Adults	3,687	6,001	61.4%	52.8%	52.1%	50.8%
% of FP17s for Band 1 Urgent Courses	517	7,735	6.7%	8.8%	9.5%	9.1%
% of FP17s Relating to Free Repair or Replacements	35	7,735	0.5%	0.8%	0.6%	0.8%
% of FP17s Relating to Continuations	50	7,735	0.6%	1.0%	0.8%	0.9%
% of Patients satisfied with the dentistry they have received	5	5	N/A	92.3%	92.4%	92.5%
% of Patients satisfied with the time they had to wait for an appointment	5	5	N/A	89.7%	86.3%	87.0%

* This is based on patients treated on this contract for their most recent course of treatment. Figures in italics indicate the base number of FP17s or Patient Questionnaire responses are less than 100. N/A is shown where the base number of responses is less than 10 during the period. % is calculated as Quantity/Base number*100

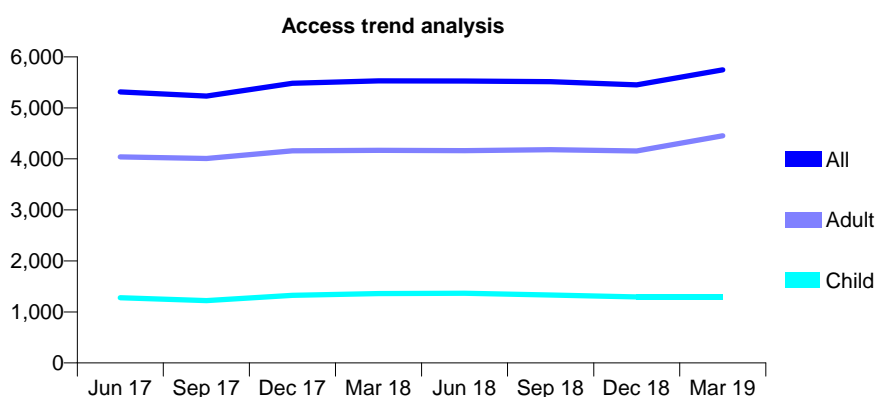
Q65 - Vital Signs At a Glance Contract Report for 840289/0002 - March 2019

Name or company name	MR AM HOUSE
Contract type name	GDS Contract
Purpose of contract	General
Contract start date	01/04/2007
Contract end date	

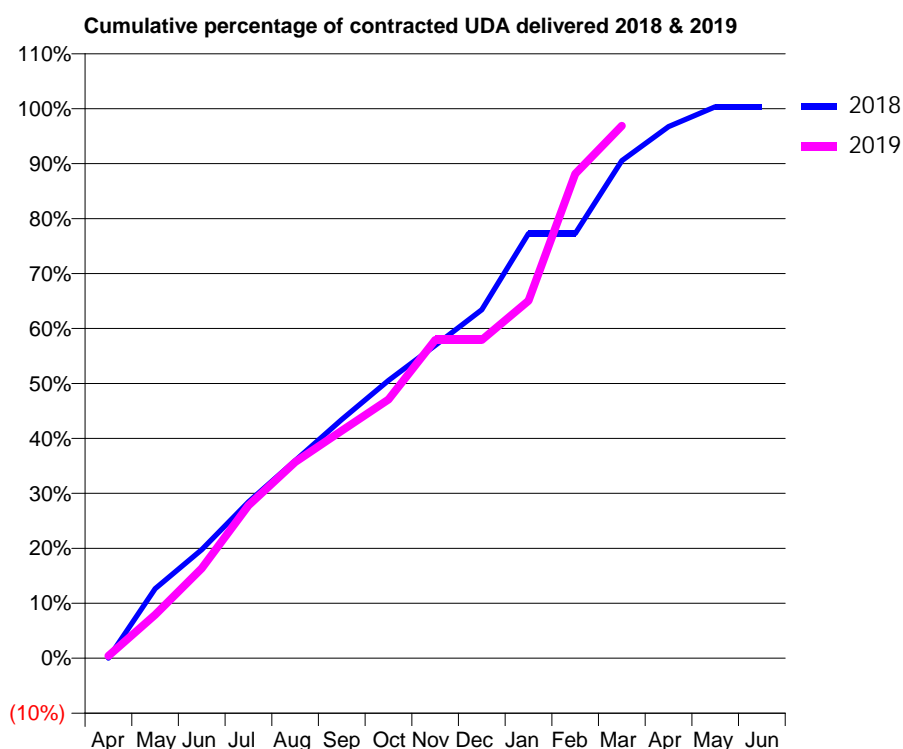
18/19 Contracted general activity (UDA)	12,686
Carry forward general activity (UDA)	-42
18/19 Contracted orthodontic activity (UOA)	0
Carry forward orthodontic activity (UOA)	0
Baseline contract value	£271,278.69

ACCESS*

Patients seen in 24 months	Total	Change since previous quarter
Quarter ending March 2018	5,530	
Quarter ending June 2018	5,526	→
Quarter ending September 2018	5,512	→
Quarter ending December 2018	5,450	↓
Quarter ending March 2019	5,745	↑
Variance since March 2018	3.9%	↑



ACTIVITY



Adjusted Scheduled Activity (UDA)		
Month	2018	2019
April	0	54
May	1,605	1,001
June	2,507	2,072
July	3,610	3,526
August	4,560	4,528
September	5,510	5,254
October	6,411	5,973
November	7,220	7,347
December	8,047	7,347
January	9,803	8,251
February	9,803	11,183
March	11,485	12,288
April	12,270	
May	12,729	
June	12,728	

QUALITY

	Quantity	Base Number	Contract	AT	Region	England
% of FP17s for the same patient ID Re-attending within 3 months - Children	125	2,124	5.9%	9.5%	11.3%	11.8%
% of FP17s for the same patient ID Re-attending within 3 months - Adults	653	6,050	10.8%	13.9%	15.4%	15.7%
% of FP17s for the same patient ID Re-attending between 3 & 9 months - Children	1,124	2,124	52.9%	62.0%	61.3%	58.9%
% of FP17s for the same patient ID Re-attending between 3 & 9 months - Adults	2,315	6,050	38.3%	52.8%	52.1%	50.8%
% of FP17s for Band 1 Urgent Courses	554	6,659	8.3%	8.8%	9.5%	9.1%
% of FP17s Relating to Free Repair or Replacements	79	6,659	1.2%	0.8%	0.6%	0.8%
% of FP17s Relating to Continuations	37	6,659	0.6%	1.0%	0.8%	0.9%
% of Patients satisfied with the dentistry they have received	4	5	N/A	92.3%	92.4%	92.5%
% of Patients satisfied with the time they had to wait for an appointment	5	5	N/A	89.7%	86.3%	87.0%

* This is based on patients treated on this contract for their most recent course of treatment.

Figures in italics indicate the base number of FP17s or Patient Questionnaire responses are less than 100. N/A is shown where the base number of responses is less than 10 during the period. % is calculated as Quantity/Base number*100

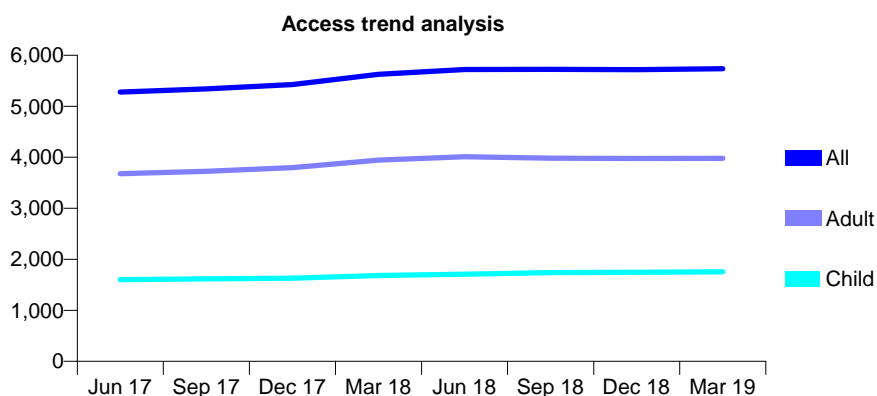
Q65 - Vital Signs At a Glance Contract Report for 843342/0001 - March 2019

Name or company name	MISS IR BORMANN
Contract type name	GDS Contract
Purpose of contract	General
Contract start date	01/04/2006
Contract end date	

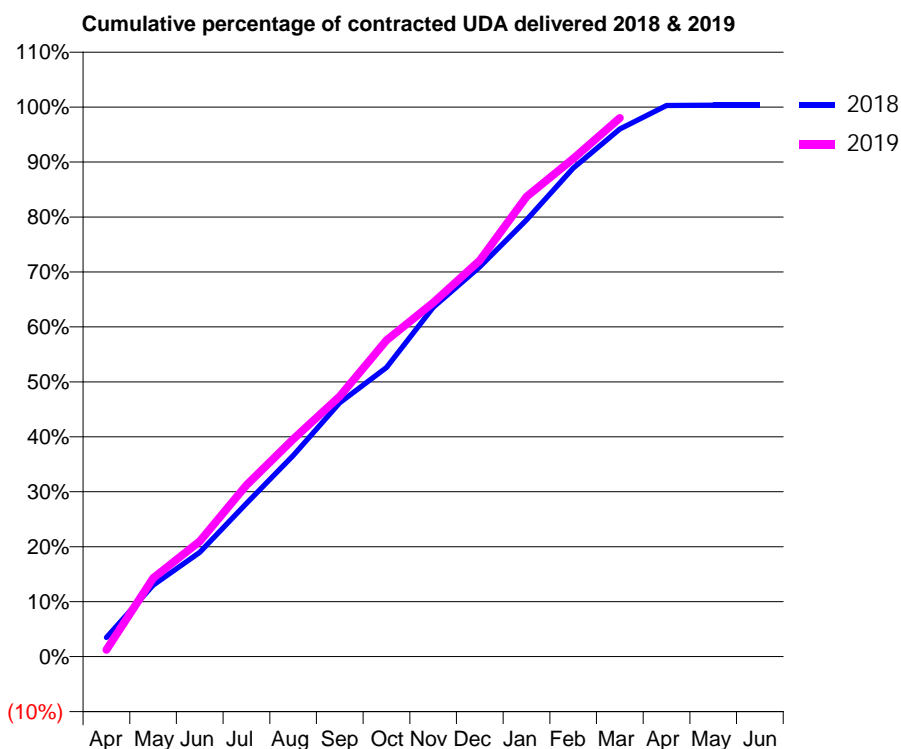
18/19 Contracted general activity (UDA)	10,022
Carry forward general activity (UDA)	-33
18/19 Contracted orthodontic activity (UOA)	0
Carry forward orthodontic activity (UOA)	0
Baseline contract value	£273,924.77

ACCESS*

Patients seen in 24 months	Total	Change since previous quarter
Quarter ending March 2018	5,627	
Quarter ending June 2018	5,721	→
Quarter ending September 2018	5,724	→
Quarter ending December 2018	5,718	→
Quarter ending March 2019	5,737	→
Variance since March 2018	2.0%	→



ACTIVITY



Month	Adjusted Scheduled Activity (UDA)	
	2018	2019
April	350	125
May	1,304	1,430
June	1,903	2,102
July	2,795	3,128
August	3,670	3,965
September	4,631	4,749
October	5,272	5,769
November	6,372	6,454
December	7,109	7,224
January	7,963	8,387
February	8,910	9,082
March	9,621	9,821
April	10,049	
May	10,055	
June	10,055	

QUALITY

	Quantity	Base Number	Contract	AT	Region	England
% of FP17s for the same patient ID Re-attending within 3 months - Children	154	2,648	5.8%	9.5%	11.3%	11.8%
% of FP17s for the same patient ID Re-attending within 3 months - Adults	439	4,123	10.6%	13.9%	15.4%	15.7%
% of FP17s for the same patient ID Re-attending between 3 & 9 months - Children	1,734	2,648	65.5%	62.0%	61.3%	58.9%
% of FP17s for the same patient ID Re-attending between 3 & 9 months - Adults	1,793	4,123	43.5%	52.8%	52.1%	50.8%
% of FP17s for Band 1 Urgent Courses	313	5,658	5.5%	8.8%	9.5%	9.1%
% of FP17s Relating to Free Repair or Replacements	38	5,658	0.7%	0.8%	0.6%	0.8%
% of FP17s Relating to Continuations	9	5,658	0.2%	1.0%	0.8%	0.9%
% of Patients satisfied with the dentistry they have received	2	2	N/A	92.3%	92.4%	92.5%
% of Patients satisfied with the time they had to wait for an appointment	1	2	N/A	89.7%	86.3%	87.0%

* This is based on patients treated on this contract for their most recent course of treatment. Figures in italics indicate the base number of FP17s or Patient Questionnaire responses are less than 100. N/A is shown where the base number of responses is less than 10 during the period. % is calculated as Quantity/Base number*100

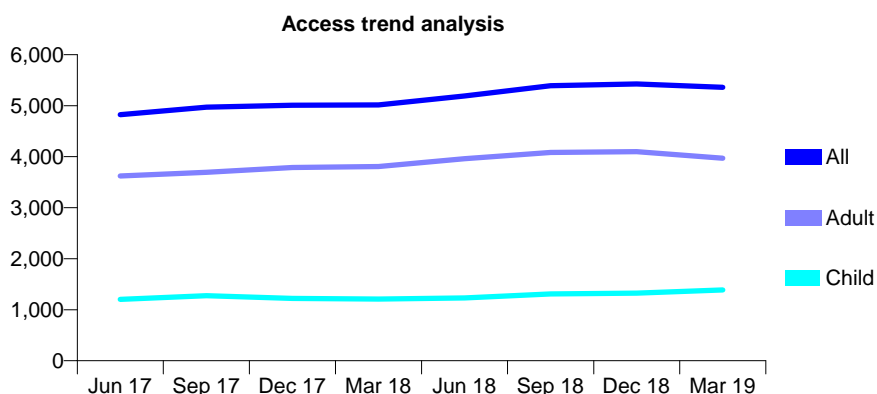
Q65 - Vital Signs At a Glance Contract Report for 858471/0001 - March 2019

Name or company name	MR TS WESTCOTT
Contract type name	GDS Contract
Purpose of contract	General
Contract start date	01/04/2007
Contract end date	

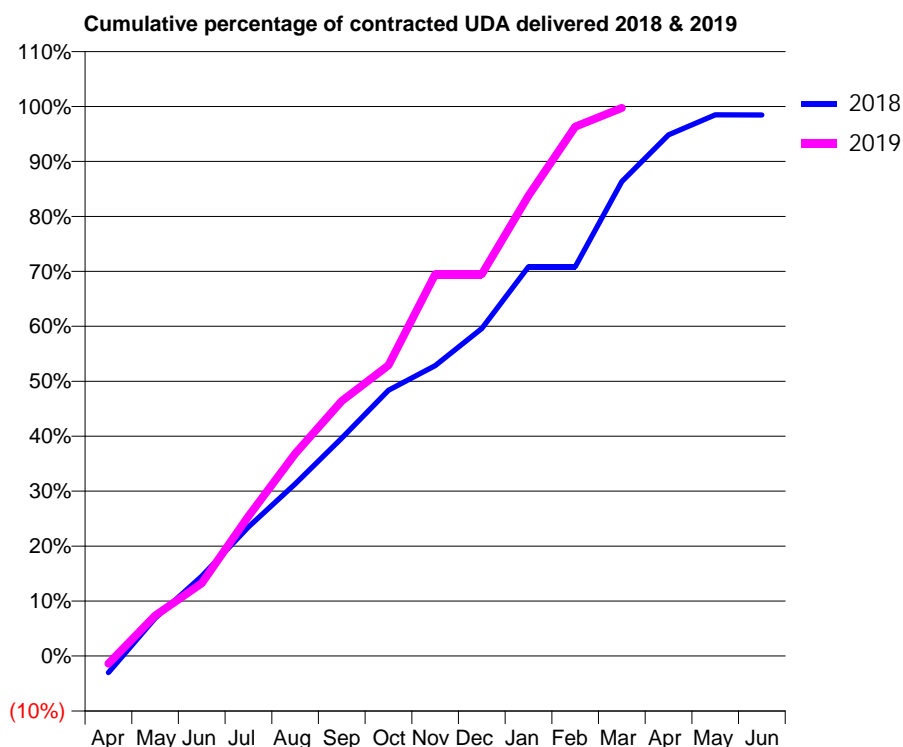
18/19 Contracted general activity (UDA)	10,704
Carry forward general activity (UDA)	175
18/19 Contracted orthodontic activity (UOA)	0
Carry forward orthodontic activity (UOA)	0
Baseline contract value	£247,131.87

ACCESS*

Patients seen in 24 months	Total	Change since previous quarter
Quarter ending March 2018	5,015	
Quarter ending June 2018	5,192	↑
Quarter ending September 2018	5,393	↑
Quarter ending December 2018	5,426	→
Quarter ending March 2019	5,361	↓
Variance since March 2018	6.9%	↑



ACTIVITY



Month	Adjusted Scheduled Activity (UDA)	
	2018	2019
April	-342	-151
May	774	790
June	1,628	1,416
July	2,632	2,725
August	3,508	3,942
September	4,443	4,967
October	5,418	5,665
November	5,921	7,435
December	6,676	7,435
January	7,939	8,966
February	7,939	10,311
March	9,672	10,676
April	10,626	
May	11,031	
June	11,029	

QUALITY

	Quantity	Base Number	Contract	AT	Region	England
% of FP17s for the same patient ID Re-attending within 3 months - Children	121	2,229	5.4%	9.5%	11.3%	11.8%
% of FP17s for the same patient ID Re-attending within 3 months - Adults	521	5,395	9.7%	13.9%	15.4%	15.7%
% of FP17s for the same patient ID Re-attending between 3 & 9 months - Children	1,022	2,229	45.9%	62.0%	61.3%	58.9%
% of FP17s for the same patient ID Re-attending between 3 & 9 months - Adults	2,049	5,395	38.0%	52.8%	52.1%	50.8%
% of FP17s for Band 1 Urgent Courses	539	5,903	9.1%	8.8%	9.5%	9.1%
% of FP17s Relating to Free Repair or Replacements	33	5,903	0.6%	0.8%	0.6%	0.8%
% of FP17s Relating to Continuations	20	5,903	0.3%	1.0%	0.8%	0.9%
% of Patients satisfied with the dentistry they have received	2	3	N/A	92.3%	92.4%	92.5%
% of Patients satisfied with the time they had to wait for an appointment	3	3	N/A	89.7%	86.3%	87.0%

* This is based on patients treated on this contract for their most recent course of treatment. Figures in italics indicate the base number of FP17s or Patient Questionnaire responses are less than 100. N/A is shown where the base number of responses is less than 10 during the period. % is calculated as Quantity/Base number*100

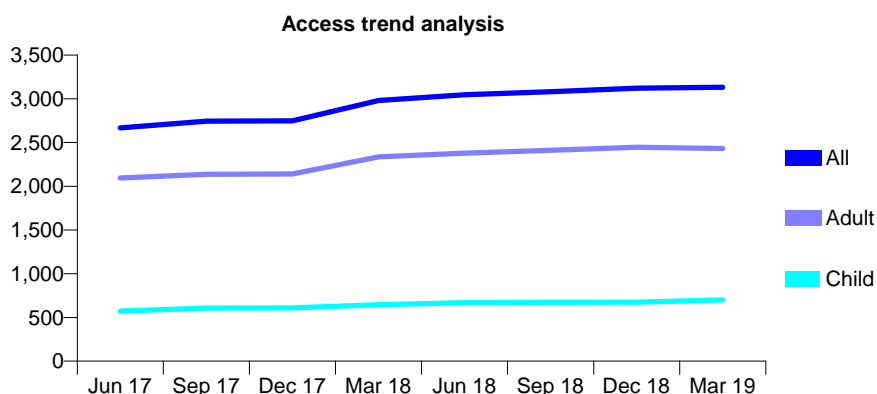
Q65 - Vital Signs At a Glance Contract Report for 873519/0001 - March 2019

Name or company name	MR KB NAIK
Contract type name	GDS Contract
Purpose of contract	General
Contract start date	01/03/2014
Contract end date	

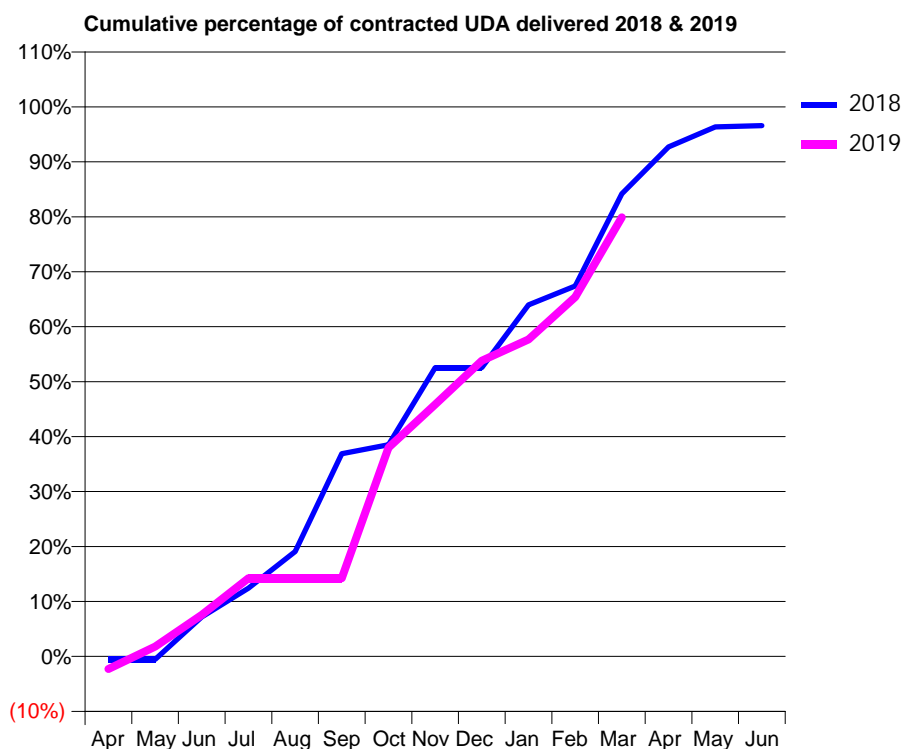
18/19 Contracted general activity (UDA)	7,192
Carry forward general activity (UDA)	247
18/19 Contracted orthodontic activity (UOA)	0
Carry forward orthodontic activity (UOA)	0
Baseline contract value	£185,682.37

ACCESS*

Patients seen in 24 months	Total	Change since previous quarter
Quarter ending March 2018	2,980	
Quarter ending June 2018	3,047	↑
Quarter ending September 2018	3,082	→
Quarter ending December 2018	3,121	→
Quarter ending March 2019	3,131	→
Variance since March 2018	5.1%	↑



ACTIVITY



Month	Adjusted Scheduled Activity (UDA)	
	2018	2019
April	-41	-166
May	-41	130
June	515	544
July	895	1,023
August	1,373	1,023
September	2,654	1,023
October	2,771	2,732
November	3,780	3,297
December	3,780	3,870
January	4,601	4,148
February	4,848	4,702
March	6,053	5,746
April	6,667	
May	6,930	
June	6,945	

QUALITY

	Quantity	Base Number	Contract	AT	Region	England
% of FP17s for the same patient ID Re-attending within 3 months - Children	64	995	6.4%	9.5%	11.3%	11.8%
% of FP17s for the same patient ID Re-attending within 3 months - Adults	230	3,012	7.6%	13.9%	15.4%	15.7%
% of FP17s for the same patient ID Re-attending between 3 & 9 months - Children	592	995	59.5%	62.0%	61.3%	58.9%
% of FP17s for the same patient ID Re-attending between 3 & 9 months - Adults	1,587	3,012	52.7%	52.8%	52.1%	50.8%
% of FP17s for Band 1 Urgent Courses	191	3,555	5.4%	8.8%	9.5%	9.1%
% of FP17s Relating to Free Repair or Replacements	1	3,555	0.0%	0.8%	0.6%	0.8%
% of FP17s Relating to Continuations	39	3,555	1.1%	1.0%	0.8%	0.9%
% of Patients satisfied with the dentistry they have received	2	2	N/A	92.3%	92.4%	92.5%
% of Patients satisfied with the time they had to wait for an appointment	2	2	N/A	89.7%	86.3%	87.0%

* This is based on patients treated on this contract for their most recent course of treatment. Figures in italics indicate the base number of FP17s or Patient Questionnaire responses are less than 100. N/A is shown where the base number of responses is less than 10 during the period. % is calculated as Quantity/Base number*100

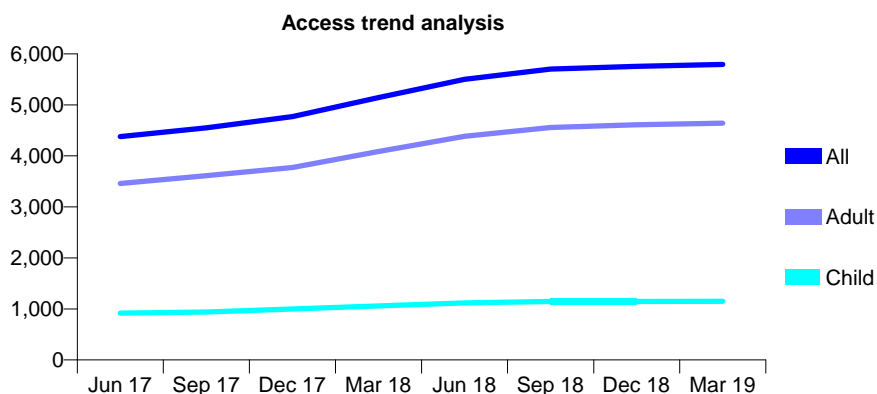
Q65 - Vital Signs At a Glance Contract Report for 904953/0001 - March 2019

Name or company name	Patchway Dental Practice
Contract type name	GDS Contract
Purpose of contract	General
Contract start date	01/04/2006
Contract end date	

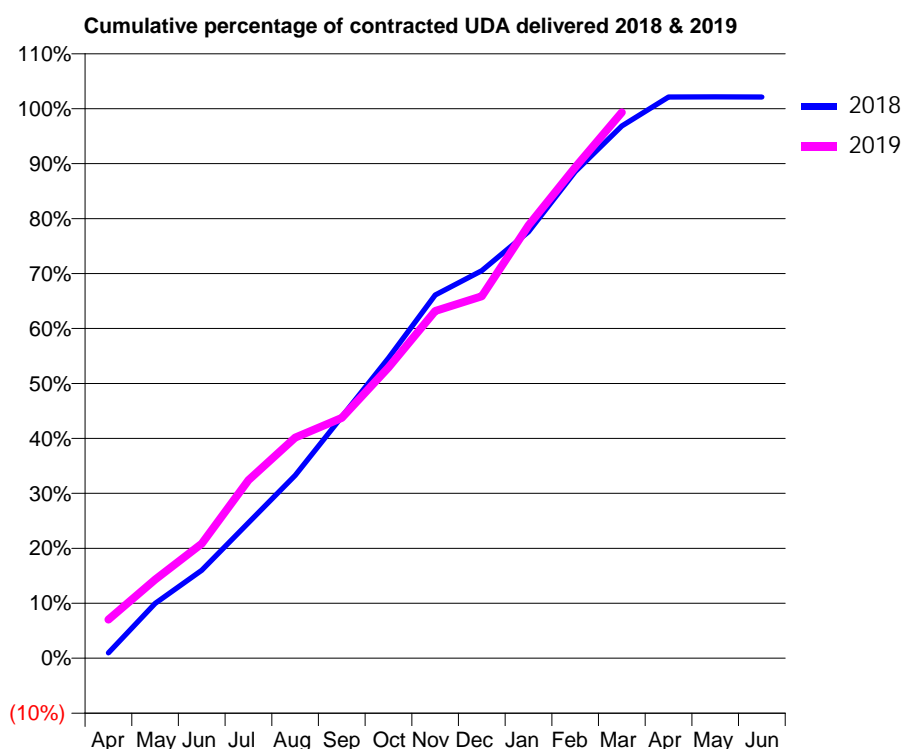
18/19 Contracted general activity (UDA)	16,262
Carry forward general activity (UDA)	-290
18/19 Contracted orthodontic activity (UOA)	0
Carry forward orthodontic activity (UOA)	0
Baseline contract value	£358,943.63

ACCESS*

Patients seen in 24 months	Total	Change since previous quarter
Quarter ending March 2018	5,145	
Quarter ending June 2018	5,502	↑
Quarter ending September 2018	5,702	↑
Quarter ending December 2018	5,756	→
Quarter ending March 2019	5,793	→
Variance since March 2018	12.6%	↑



ACTIVITY



Month	2018	2019
April	143	1,147
May	1,449	2,331
June	2,321	3,388
July	3,572	5,269
August	4,826	6,529
September	6,371	7,108
October	7,918	8,606
November	9,584	10,273
December	10,223	10,707
January	11,250	12,808
February	12,836	14,528
March	14,041	16,151
April	14,809	
May	14,811	
June	14,808	

QUALITY

	Quantity	Base Number	Contract	AT	Region	England
% of FP17s for the same patient ID Re-attending within 3 months - Children	142	1,790	7.9%	9.5%	11.3%	11.8%
% of FP17s for the same patient ID Re-attending within 3 months - Adults	1,002	7,433	13.5%	13.9%	15.4%	15.7%
% of FP17s for the same patient ID Re-attending between 3 & 9 months - Children	1,031	1,790	57.6%	62.0%	61.3%	58.9%
% of FP17s for the same patient ID Re-attending between 3 & 9 months - Adults	4,398	7,433	59.2%	52.8%	52.1%	50.8%
% of FP17s for Band 1 Urgent Courses	706	8,802	8.0%	8.8%	9.5%	9.1%
% of FP17s Relating to Free Repair or Replacements	52	8,802	0.6%	0.8%	0.6%	0.8%
% of FP17s Relating to Continuations	39	8,802	0.4%	1.0%	0.8%	0.9%
% of Patients satisfied with the dentistry they have received	9	10	90.0%	92.3%	92.4%	92.5%
% of Patients satisfied with the time they had to wait for an appointment	9	10	90.0%	89.7%	86.3%	87.0%

* This is based on patients treated on this contract for their most recent course of treatment.

Figures in italics indicate the base number of FP17s or Patient Questionnaire responses are less than 100. N/A is shown where the base number of responses is less than 10 during the period. % is calculated as Quantity/Base number*100

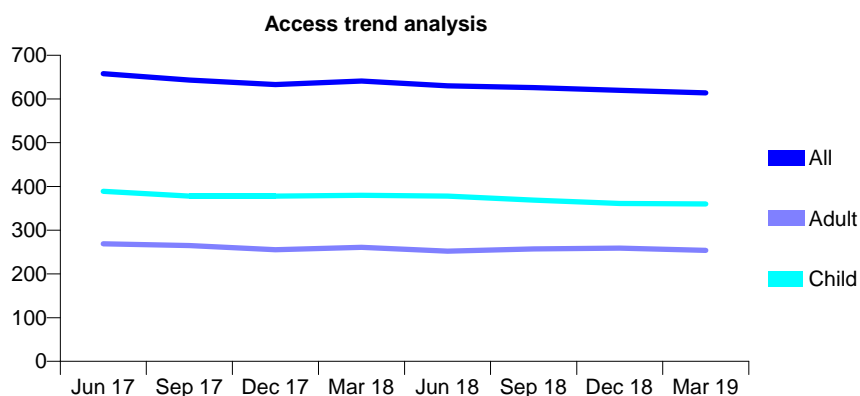
Q65 - Vital Signs At a Glance Contract Report for 907391/0001 - March 2019

Name or company name	The Dental Surgery Clifton
Contract type name	GDS Contract
Purpose of contract	General
Contract start date	01/04/2006
Contract end date	

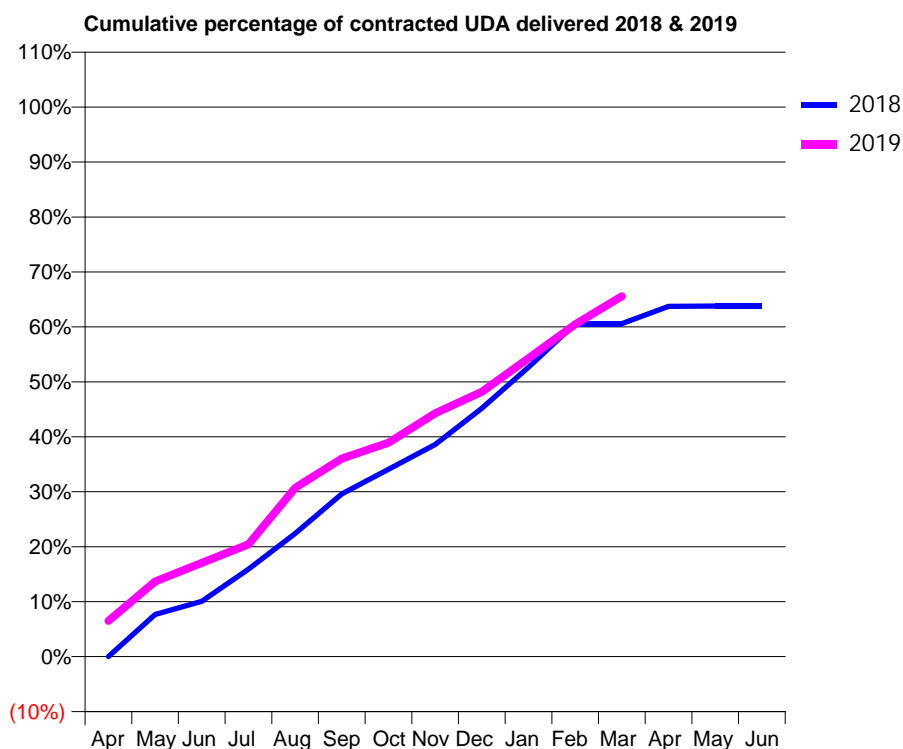
18/19 Contracted general activity (UDA)	1,750
Carry forward general activity (UDA)	0
18/19 Contracted orthodontic activity (UOA)	0
Carry forward orthodontic activity (UOA)	0
Baseline contract value	£36,842.71

ACCESS*

Patients seen in 24 months	Total	Change since previous quarter
Quarter ending March 2018	641	
Quarter ending June 2018	630	↓
Quarter ending September 2018	626	→
Quarter ending December 2018	620	→
Quarter ending March 2019	614	→
Variance since March 2018	(4.2%)	↓



ACTIVITY



Month	Adjusted Scheduled Activity (UDA)	
	2018	2019
April	0	114
May	134	239
June	176	298
July	278	357
August	392	537
September	518	631
October	596	681
November	676	775
December	791	843
January	922	950
February	1,060	1,058
March	1,060	1,147
April	1,115	
May	1,116	
June	1,116	

QUALITY

	Quantity	Base Number	Contract	AT	Region	England
% of FP17s for the same patient ID Re-attending within 3 months - Children	19	521	3.6%	9.5%	11.3%	11.8%
% of FP17s for the same patient ID Re-attending within 3 months - Adults	23	259	8.9%	13.9%	15.4%	15.7%
% of FP17s for the same patient ID Re-attending between 3 & 9 months - Children	325	521	62.4%	62.0%	61.3%	58.9%
% of FP17s for the same patient ID Re-attending between 3 & 9 months - Adults	120	259	46.3%	52.8%	52.1%	50.8%
% of FP17s for Band 1 Urgent Courses	6	729	0.8%	8.8%	9.5%	9.1%
% of FP17s Relating to Free Repair or Replacements	0	729	0.0%	0.8%	0.6%	0.8%
% of FP17s Relating to Continuations	1	729	0.1%	1.0%	0.8%	0.9%
% of Patients satisfied with the dentistry they have received	0	0	N/A	92.3%	92.4%	92.5%
% of Patients satisfied with the time they had to wait for an appointment	0	0	N/A	89.7%	86.3%	87.0%

* This is based on patients treated on this contract for their most recent course of treatment. Figures in italics indicate the base number of FP17s or Patient Questionnaire responses are less than 100. N/A is shown where the base number of responses is less than 10 during the period. % is calculated as Quantity/Base number*100

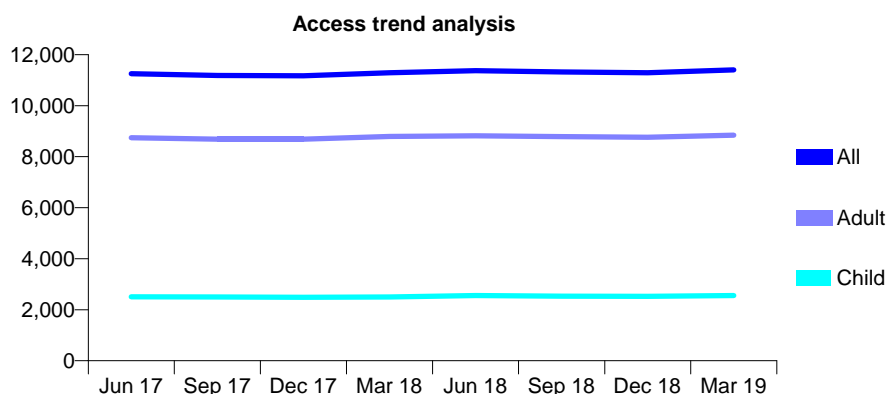
Q65 - Vital Signs At a Glance Contract Report for 913782/0001 - March 2019

Name or company name	MR PJ DRUGAN
Contract type name	GDS Contract
Purpose of contract	General and Orthodontic
Contract start date	01/04/2006
Contract end date	

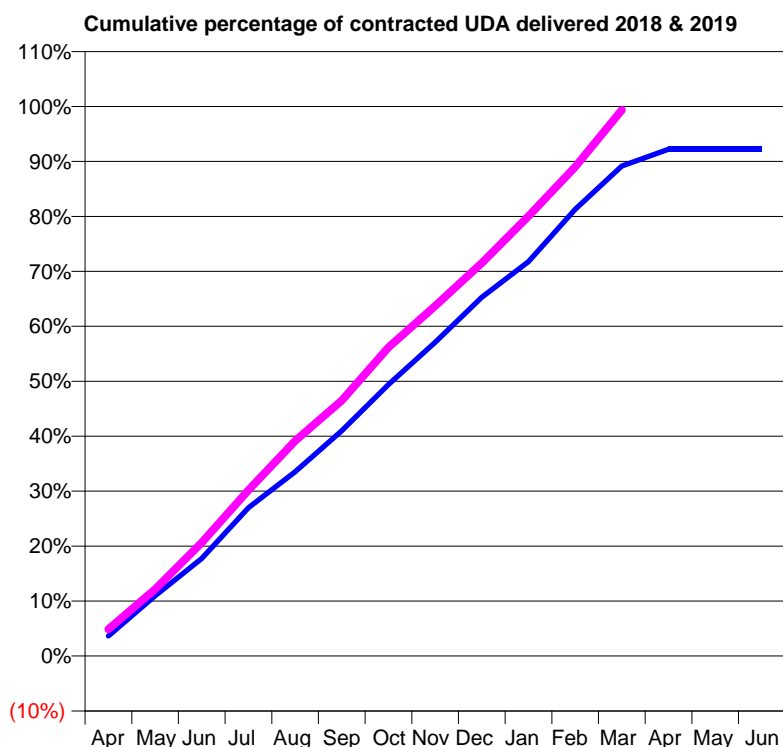
18/19 Contracted general activity (UDA)	27,770
Carry forward general activity (UDA)	0
18/19 Contracted orthodontic activity (UOA)	1,138
Carry forward orthodontic activity (UOA)	0
Baseline contract value	£692,249.73

ACCESS*

Patients seen in 24 months	Total	Change since previous quarter
Quarter ending March 2018	11,293	
Quarter ending June 2018	11,371	→
Quarter ending September 2018	11,323	→
Quarter ending December 2018	11,289	→
Quarter ending March 2019	11,399	→
Variance since March 2018	0.9%	→



ACTIVITY



Month	Adjusted Scheduled Activity (UDA)	
	2018	2019
April	1,131	1,361
May	3,402	3,378
June	5,509	5,729
July	8,370	8,380
August	10,401	10,872
September	12,717	12,916
October	15,332	15,596
November	17,709	17,692
December	20,253	19,858
January	22,262	22,229
February	25,213	24,719
March	27,663	27,595
April	28,608	
May	28,609	
June	28,610	

QUALITY

	Quantity	Base Number	Contract	AT	Region	England
% of FP17s for the same patient ID Re-attending within 3 months - Children	448	4,349	10.3%	9.5%	11.3%	11.8%
% of FP17s for the same patient ID Re-attending within 3 months - Adults	1,636	14,026	11.7%	13.9%	15.4%	15.7%
% of FP17s for the same patient ID Re-attending between 3 & 9 months - Children	2,959	4,349	68.0%	62.0%	61.3%	58.9%
% of FP17s for the same patient ID Re-attending between 3 & 9 months - Adults	9,342	14,026	66.6%	52.8%	52.1%	50.8%
% of FP17s for Band 1 Urgent Courses	1,142	16,207	7.0%	8.8%	9.5%	9.1%
% of FP17s Relating to Free Repair or Replacements	114	16,207	0.7%	0.8%	0.6%	0.8%
% of FP17s Relating to Continuations	126	16,207	0.8%	1.0%	0.8%	0.9%
% of Patients satisfied with the dentistry they have received	11	11	100.0%	92.3%	92.4%	92.5%
% of Patients satisfied with the time they had to wait for an appointment	9	11	81.8%	89.7%	86.3%	87.0%

* This is based on patients treated on this contract for their most recent course of treatment.

Figures in italics indicate the base number of FP17s or Patient Questionnaire responses are less than 100. N/A is shown where the base number of responses is less than 10 during the period. % is calculated as Quantity/Base number*100

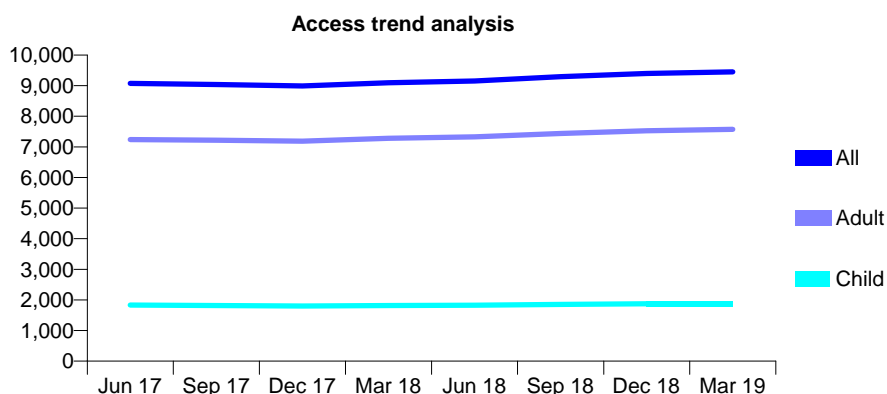
Q65 - Vital Signs At a Glance Contract Report for 913782/0002 - March 2019

Name or company name	MR PJ DRUGAN
Contract type name	GDS Contract
Purpose of contract	General
Contract start date	01/04/2006
Contract end date	

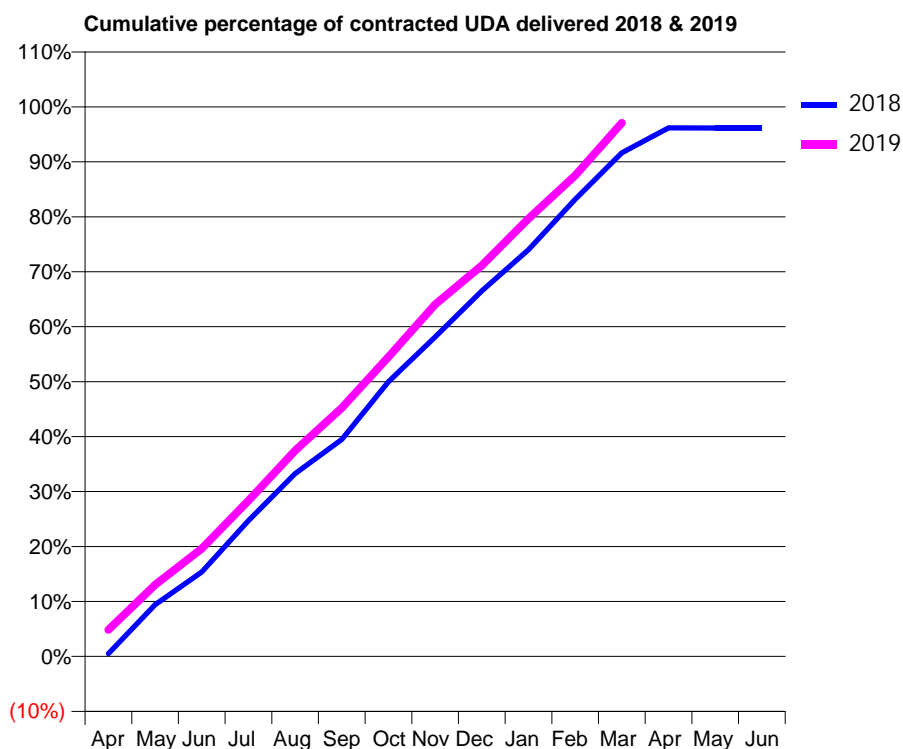
18/19 Contracted general activity (UDA)	27,879
Carry forward general activity (UDA)	0
18/19 Contracted orthodontic activity (UOA)	0
Carry forward orthodontic activity (UOA)	0
Baseline contract value	£703,100.97

ACCESS*

Patients seen in 24 months	Total	Change since previous quarter
Quarter ending March 2018	9,096	
Quarter ending June 2018	9,154	→
Quarter ending September 2018	9,291	→
Quarter ending December 2018	9,401	→
Quarter ending March 2019	9,453	→
Variance since March 2018	3.9%	↑



ACTIVITY



Month	Adjusted Scheduled Activity (UDA)	
	2018	2019
April	148	1,348
May	2,625	3,639
June	4,285	5,471
July	6,890	7,906
August	9,276	10,452
September	11,004	12,609
October	13,932	15,190
November	16,204	17,856
December	18,538	19,831
January	20,636	22,210
February	23,191	24,401
March	25,543	27,066
April	26,815	
May	26,805	
June	26,804	

QUALITY

	Quantity	Base Number	Contract	AT	Region	England
% of FP17s for the same patient ID Re-attending within 3 months - Children	296	3,330	8.9%	9.5%	11.3%	11.8%
% of FP17s for the same patient ID Re-attending within 3 months - Adults	1,483	11,687	12.7%	13.9%	15.4%	15.7%
% of FP17s for the same patient ID Re-attending between 3 & 9 months - Children	2,103	3,330	63.2%	62.0%	61.3%	58.9%
% of FP17s for the same patient ID Re-attending between 3 & 9 months - Adults	6,488	11,687	55.5%	52.8%	52.1%	50.8%
% of FP17s for Band 1 Urgent Courses	1,041	14,394	7.2%	8.8%	9.5%	9.1%
% of FP17s Relating to Free Repair or Replacements	136	14,394	0.9%	0.8%	0.6%	0.8%
% of FP17s Relating to Continuations	106	14,394	0.7%	1.0%	0.8%	0.9%
% of Patients satisfied with the dentistry they have received	4	4	N/A	92.3%	92.4%	92.5%
% of Patients satisfied with the time they had to wait for an appointment	4	4	N/A	89.7%	86.3%	87.0%

* This is based on patients treated on this contract for their most recent course of treatment.

Figures in italics indicate the base number of FP17s or Patient Questionnaire responses are less than 100. N/A is shown where the base number of responses is less than 10 during the period. % is calculated as Quantity/Base number*100

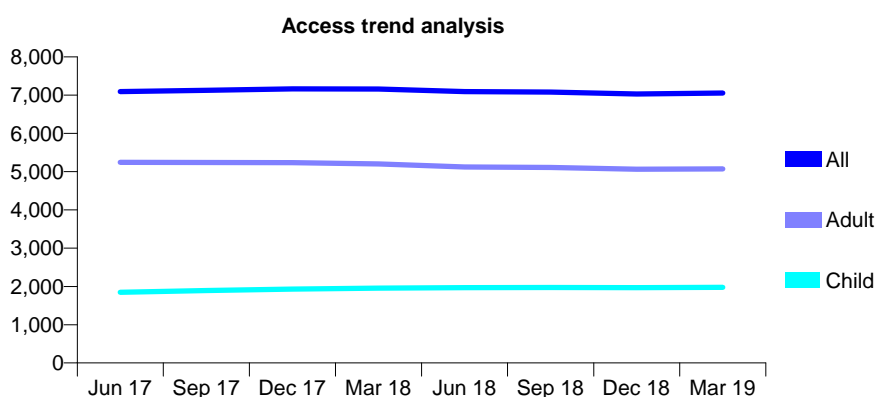
Q65 - Vital Signs At a Glance Contract Report for 929603/0001 - March 2019

Name or company name	MR F TOMAS ALLAHVERDIN
Contract type name	GDS Contract
Purpose of contract	General
Contract start date	01/04/2006
Contract end date	

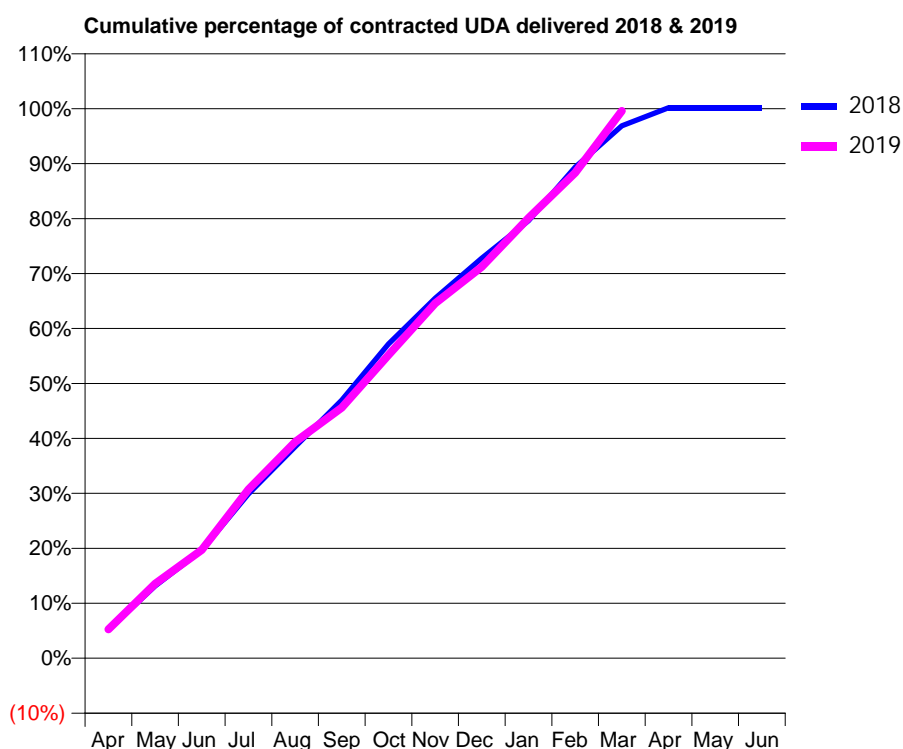
18/19 Contracted general activity (UDA)	16,989
Carry forward general activity (UDA)	0
18/19 Contracted orthodontic activity (UOA)	0
Carry forward orthodontic activity (UOA)	0
Baseline contract value	£453,604.37

ACCESS*

Patients seen in 24 months	Total	Change since previous quarter
Quarter ending March 2018	7,159	
Quarter ending June 2018	7,092	→
Quarter ending September 2018	7,078	→
Quarter ending December 2018	7,030	→
Quarter ending March 2019	7,052	→
Variance since March 2018	(1.5%)	↓



ACTIVITY



Month	2018	2019
April	882	893
May	2,234	2,301
June	3,336	3,350
July	5,076	5,219
August	6,542	6,684
September	7,978	7,743
October	9,715	9,372
November	11,131	10,971
December	12,367	12,097
January	13,523	13,607
February	15,181	15,008
March	16,458	16,918
April	17,018	
May	17,017	
June	17,017	

QUALITY

	Quantity	Base Number	Contract	AT	Region	England
% of FP17s for the same patient ID Re-attending within 3 months - Children	173	2,944	5.9%	9.5%	11.3%	11.8%
% of FP17s for the same patient ID Re-attending within 3 months - Adults	711	6,466	11.0%	13.9%	15.4%	15.7%
% of FP17s for the same patient ID Re-attending between 3 & 9 months - Children	1,905	2,944	64.7%	62.0%	61.3%	58.9%
% of FP17s for the same patient ID Re-attending between 3 & 9 months - Adults	3,620	6,466	56.0%	52.8%	52.1%	50.8%
% of FP17s for Band 1 Urgent Courses	513	9,094	5.6%	8.8%	9.5%	9.1%
% of FP17s Relating to Free Repair or Replacements	47	9,094	0.5%	0.8%	0.6%	0.8%
% of FP17s Relating to Continuations	31	9,094	0.3%	1.0%	0.8%	0.9%
% of Patients satisfied with the dentistry they have received	1	1	N/A	92.3%	92.4%	92.5%
% of Patients satisfied with the time they had to wait for an appointment	1	1	N/A	89.7%	86.3%	87.0%

* This is based on patients treated on this contract for their most recent course of treatment. Figures in italics indicate the base number of FP17s or Patient Questionnaire responses are less than 100. N/A is shown where the base number of responses is less than 10 during the period. % is calculated as Quantity/Base number*100

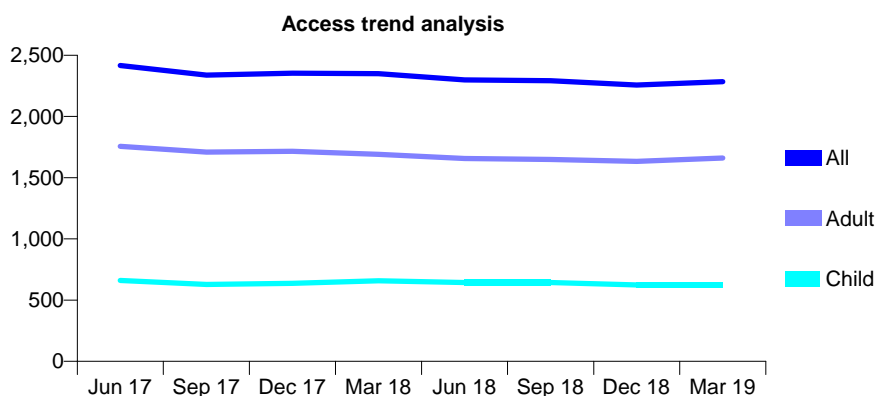
Q65 - Vital Signs At a Glance Contract Report for 941433/0001 - March 2019

Name or company name	MRS M MORADIAN
Contract type name	GDS Contract
Purpose of contract	General
Contract start date	01/04/2006
Contract end date	

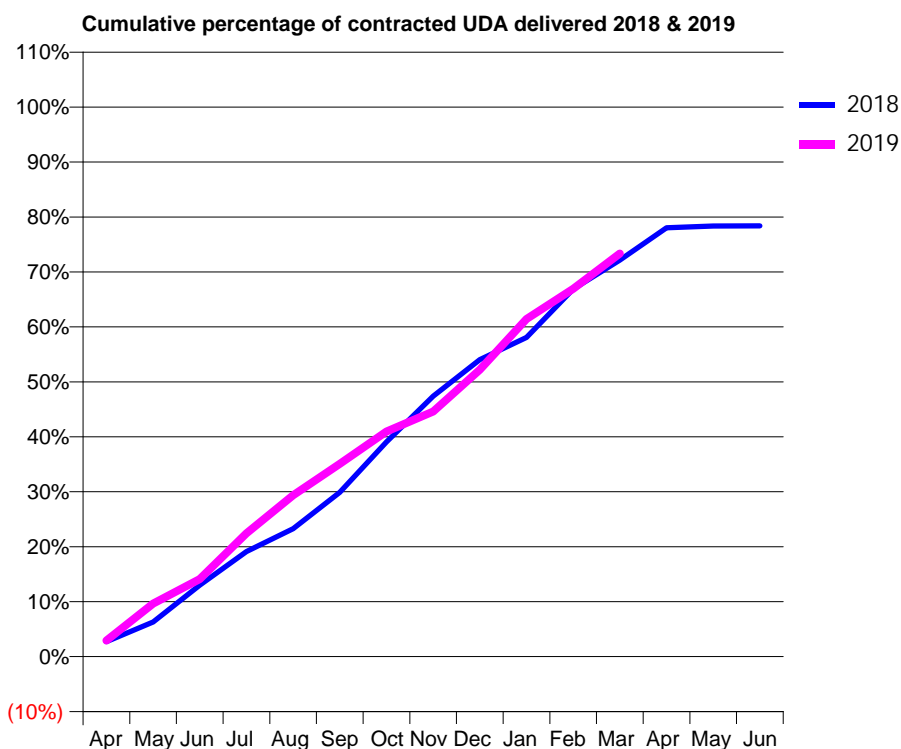
18/19 Contracted general activity (UDA)	11,500
Carry forward general activity (UDA)	0
18/19 Contracted orthodontic activity (UOA)	0
Carry forward orthodontic activity (UOA)	0
Baseline contract value	£280,063.50

ACCESS*

Patients seen in 24 months	Total	Change since previous quarter
Quarter ending March 2018	2,350	
Quarter ending June 2018	2,299	↓
Quarter ending September 2018	2,292	→
Quarter ending December 2018	2,257	↓
Quarter ending March 2019	2,285	→
Variance since March 2018	(2.8%)	↓



ACTIVITY



Month	Adjusted Scheduled Activity (UDA)	
	2018	2019
April	287	336
May	660	1,113
June	1,365	1,624
July	2,010	2,581
August	2,445	3,379
September	3,137	4,033
October	4,102	4,711
November	4,978	5,130
December	5,673	6,004
January	6,099	7,065
February	7,021	7,699
March	7,577	8,436
April	8,194	
May	8,227	
June	8,230	

QUALITY

	Quantity	Base Number	Contract	AT	Region	England
% of FP17s for the same patient ID Re-attending within 3 months - Children	97	928	10.5%	9.5%	11.3%	11.8%
% of FP17s for the same patient ID Re-attending within 3 months - Adults	485	2,577	18.8%	13.9%	15.4%	15.7%
% of FP17s for the same patient ID Re-attending between 3 & 9 months - Children	515	928	55.5%	62.0%	61.3%	58.9%
% of FP17s for the same patient ID Re-attending between 3 & 9 months - Adults	1,340	2,577	52.0%	52.8%	52.1%	50.8%
% of FP17s for Band 1 Urgent Courses	475	3,244	14.6%	8.8%	9.5%	9.1%
% of FP17s Relating to Free Repair or Replacements	42	3,244	1.3%	0.8%	0.6%	0.8%
% of FP17s Relating to Continuations	62	3,244	1.9%	1.0%	0.8%	0.9%
% of Patients satisfied with the dentistry they have received	1	1	N/A	92.3%	92.4%	92.5%
% of Patients satisfied with the time they had to wait for an appointment	1	1	N/A	89.7%	86.3%	87.0%

* This is based on patients treated on this contract for their most recent course of treatment. Figures in italics indicate the base number of FP17s or Patient Questionnaire responses are less than 100. N/A is shown where the base number of responses is less than 10 during the period. % is calculated as Quantity/Base number*100

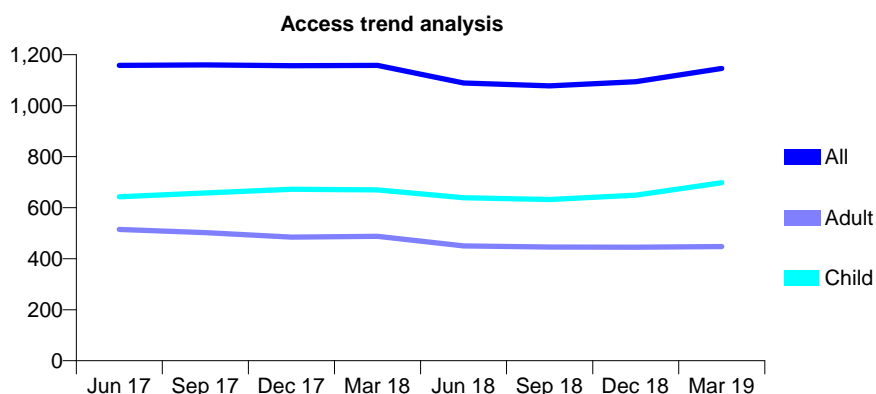
Q65 - Vital Signs At a Glance Contract Report for 962201/0001 - March 2019

Name or company name	MR JC LYLE
Contract type name	GDS Contract
Purpose of contract	General
Contract start date	09/03/2011
Contract end date	

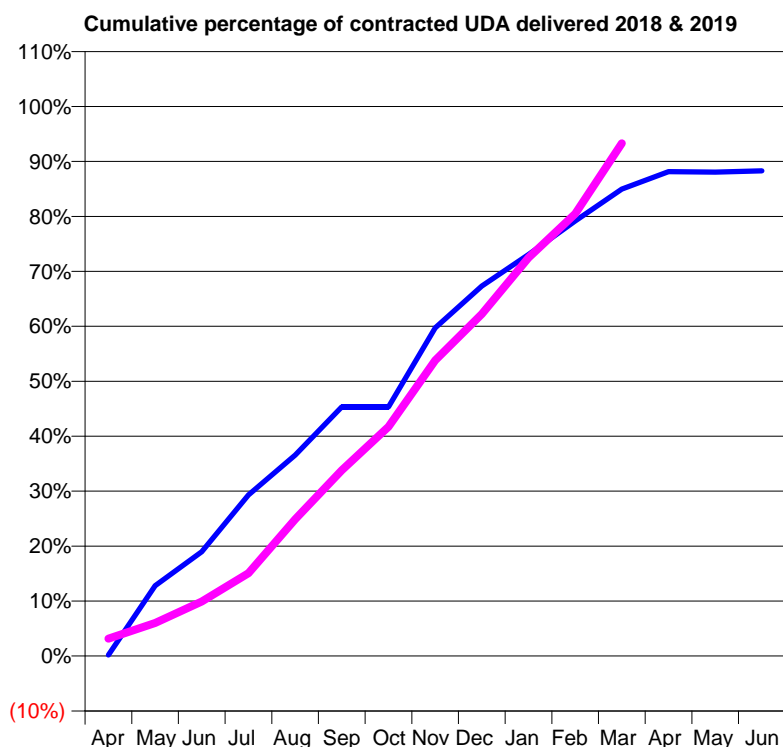
18/19 Contracted general activity (UDA)	2,930
Carry forward general activity (UDA)	0
18/19 Contracted orthodontic activity (UOA)	0
Carry forward orthodontic activity (UOA)	0
Baseline contract value	£66,005.10

ACCESS*

Patients seen in 24 months	Total	Change since previous quarter
Quarter ending March 2018	1,158	
Quarter ending June 2018	1,089	↓
Quarter ending September 2018	1,078	↓
Quarter ending December 2018	1,094	→
Quarter ending March 2019	1,146	↑
Variance since March 2018	(1.0%)	↓



ACTIVITY



Month	Adjusted Scheduled Activity (UDA)	
	2018	2019
April	6	93
May	375	177
June	556	291
July	860	442
August	1,071	729
September	1,328	990
October	1,328	1,223
November	1,749	1,577
December	1,972	1,823
January	2,140	2,124
February	2,319	2,358
March	2,489	2,734
April	2,583	
May	2,580	
June	2,587	

QUALITY

	Quantity	Base Number	Contract	AT	Region	England
% of FP17s for the same patient ID Re-attending within 3 months - Children	46	966	4.8%	9.5%	11.3%	11.8%
% of FP17s for the same patient ID Re-attending within 3 months - Adults	96	588	16.3%	13.9%	15.4%	15.7%
% of FP17s for the same patient ID Re-attending between 3 & 9 months - Children	474	966	49.1%	62.0%	61.3%	58.9%
% of FP17s for the same patient ID Re-attending between 3 & 9 months - Adults	249	588	42.3%	52.8%	52.1%	50.8%
% of FP17s for Band 1 Urgent Courses	54	1,497	3.6%	8.8%	9.5%	9.1%
% of FP17s Relating to Free Repair or Replacements	3	1,497	0.2%	0.8%	0.6%	0.8%
% of FP17s Relating to Continuations	3	1,497	0.2%	1.0%	0.8%	0.9%
% of Patients satisfied with the dentistry they have received	1	1	N/A	92.3%	92.4%	92.5%
% of Patients satisfied with the time they had to wait for an appointment	0	1	N/A	89.7%	86.3%	87.0%

* This is based on patients treated on this contract for their most recent course of treatment. Figures in italics indicate the base number of FP17s or Patient Questionnaire responses are less than 100. N/A is shown where the base number of responses is less than 10 during the period. % is calculated as Quantity/Base number*100

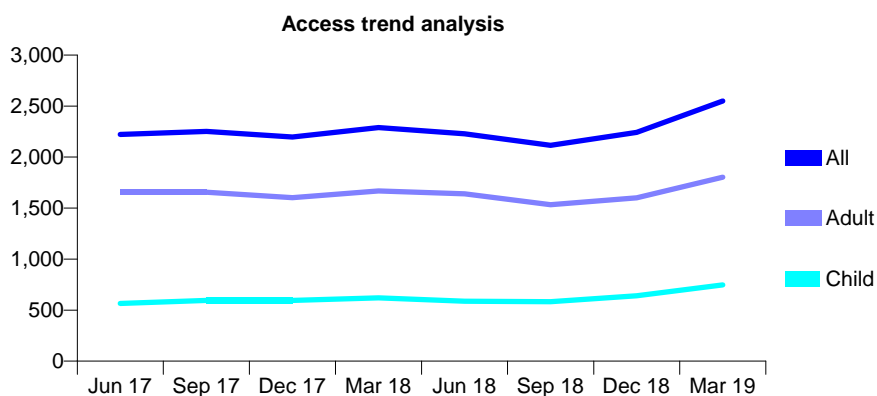
Q65 - Vital Signs At a Glance Contract Report for 995274/0001 - March 2019

Name or company name	MR PW CHAN
Contract type name	GDS Contract
Purpose of contract	General
Contract start date	01/02/2015
Contract end date	

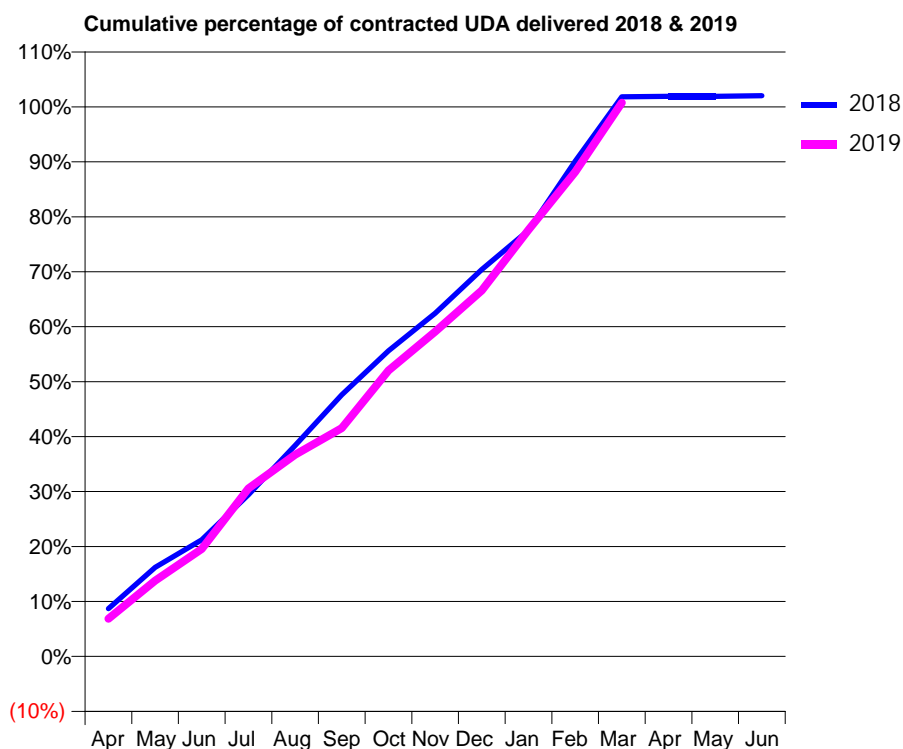
18/19 Contracted general activity (UDA)	6,181
Carry forward general activity (UDA)	-124
18/19 Contracted orthodontic activity (UOA)	0
Carry forward orthodontic activity (UOA)	0
Baseline contract value	£130,759.42

ACCESS*

Patients seen in 24 months	Total	Change since previous quarter
Quarter ending March 2018	2,289	
Quarter ending June 2018	2,228	↓
Quarter ending September 2018	2,116	↓
Quarter ending December 2018	2,242	↑
Quarter ending March 2019	2,550	↑
Variance since March 2018	11.4%	↑



ACTIVITY



Month	2018	2019
April	537	424
May	1,003	853
June	1,312	1,209
July	1,819	1,890
August	2,373	2,269
September	2,941	2,568
October	3,437	3,215
November	3,860	3,653
December	4,352	4,117
January	4,793	4,797
February	5,570	5,450
March	6,295	6,226
April	6,299	
May	6,299	
June	6,306	

QUALITY

	Quantity	Base Number	Contract	AT	Region	England
% of FP17s for the same patient ID Re-attending within 3 months - Children	81	1,029	7.9%	9.5%	11.3%	11.8%
% of FP17s for the same patient ID Re-attending within 3 months - Adults	248	2,342	10.6%	13.9%	15.4%	15.7%
% of FP17s for the same patient ID Re-attending between 3 & 9 months - Children	550	1,029	53.4%	62.0%	61.3%	58.9%
% of FP17s for the same patient ID Re-attending between 3 & 9 months - Adults	1,273	2,342	54.4%	52.8%	52.1%	50.8%
% of FP17s for Band 1 Urgent Courses	240	3,364	7.1%	8.8%	9.5%	9.1%
% of FP17s Relating to Free Repair or Replacements	17	3,364	0.5%	0.8%	0.6%	0.8%
% of FP17s Relating to Continuations	12	3,364	0.4%	1.0%	0.8%	0.9%
% of Patients satisfied with the dentistry they have received	2	2	N/A	92.3%	92.4%	92.5%
% of Patients satisfied with the time they had to wait for an appointment	2	2	N/A	89.7%	86.3%	87.0%

* This is based on patients treated on this contract for their most recent course of treatment.

Figures in italics indicate the base number of FP17s or Patient Questionnaire responses are less than 100. N/A is shown where the base number of responses is less than 10 during the period. % is calculated as Quantity/Base number*100

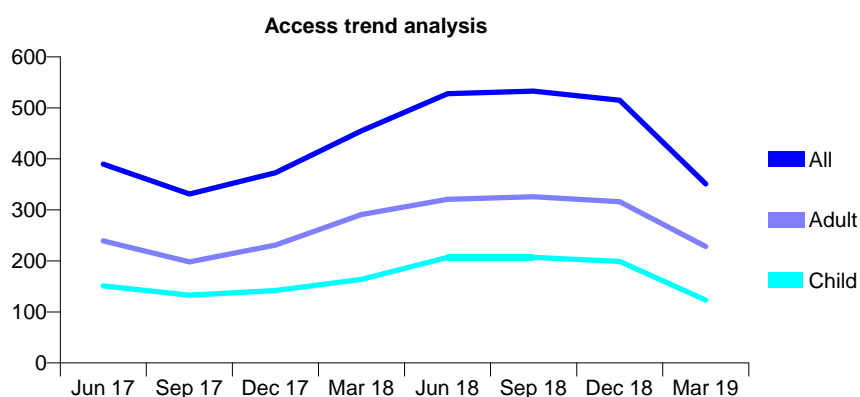
Q65 - Vital Signs At a Glance Contract Report for 995274/0002 - March 2019

Name or company name	MR PW CHAN
Contract type name	GDS Contract
Purpose of contract	General
Contract start date	01/02/2015
Contract end date	

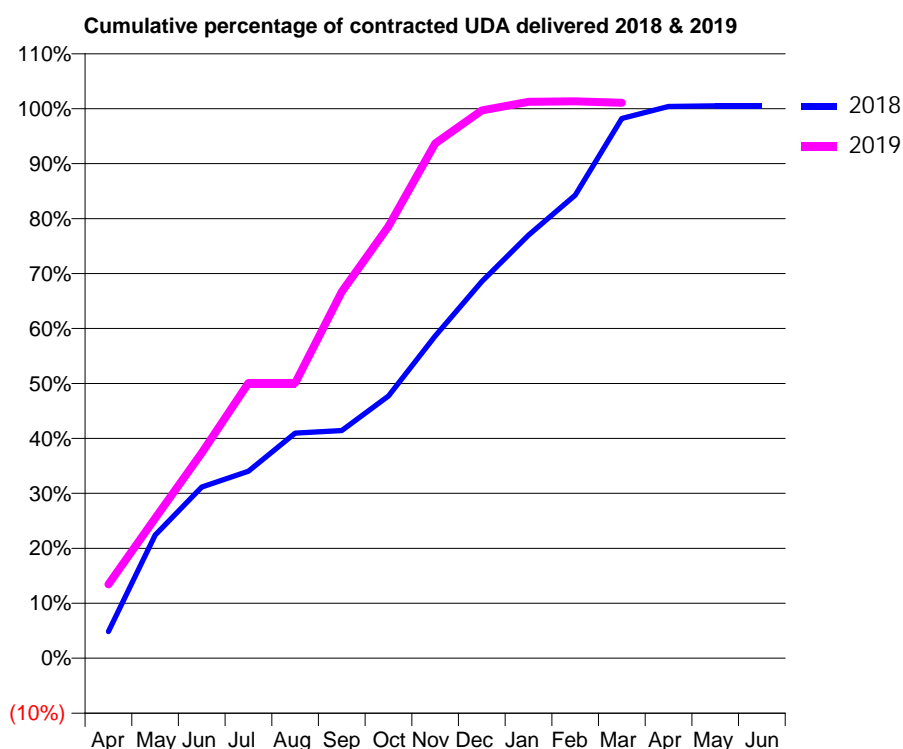
18/19 Contracted general activity (UDA)	1,216
Carry forward general activity (UDA)	-6
18/19 Contracted orthodontic activity (UOA)	0
Carry forward orthodontic activity (UOA)	0
Baseline contract value	£25,543.91

ACCESS*

Patients seen in 24 months	Total	Change since previous quarter
Quarter ending March 2018	455	
Quarter ending June 2018	528	↑
Quarter ending September 2018	533	→
Quarter ending December 2018	515	↓
Quarter ending March 2019	351	↓
Variance since March 2018	(22.9%)	↓



ACTIVITY



Month	Adjusted Scheduled Activity (UDA)	
	2018	2019
April	59	164
May	273	310
June	379	454
July	414	609
August	498	609
September	504	811
October	580	956
November	713	1,139
December	834	1,212
January	936	1,231
February	1,025	1,232
March	1,194	1,229
April	1,221	
May	1,222	
June	1,222	

QUALITY

	Quantity	Base Number	Contract	AT	Region	England
% of FP17s for the same patient ID Re-attending within 3 months - Children	11	269	4.1%	9.5%	11.3%	11.8%
% of FP17s for the same patient ID Re-attending within 3 months - Adults	47	396	11.9%	13.9%	15.4%	15.7%
% of FP17s for the same patient ID Re-attending between 3 & 9 months - Children	150	269	55.8%	62.0%	61.3%	58.9%
% of FP17s for the same patient ID Re-attending between 3 & 9 months - Adults	220	396	55.6%	52.8%	52.1%	50.8%
% of FP17s for Band 1 Urgent Courses	20	650	3.1%	8.8%	9.5%	9.1%
% of FP17s Relating to Free Repair or Replacements	5	650	0.8%	0.8%	0.6%	0.8%
% of FP17s Relating to Continuations	5	650	0.8%	1.0%	0.8%	0.9%
% of Patients satisfied with the dentistry they have received	0	0	N/A	92.3%	92.4%	92.5%
% of Patients satisfied with the time they had to wait for an appointment	0	0	N/A	89.7%	86.3%	87.0%

* This is based on patients treated on this contract for their most recent course of treatment. Figures in italics indicate the base number of FP17s or Patient Questionnaire responses are less than 100. N/A is shown where the base number of responses is less than 10 during the period. % is calculated as Quantity/Base number*100

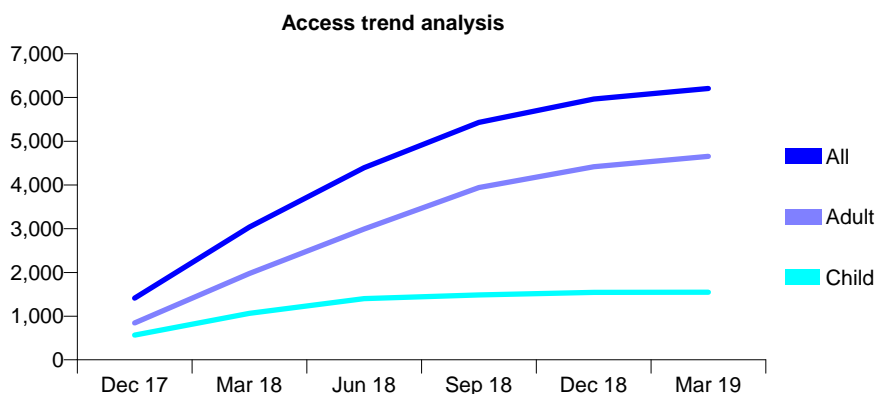
Q66 - Vital Signs At a Glance Contract Report for 100073/0000 - March 2019

Name or company name	Genix Healthcare Saltash Limited
Contract type name	GDS Contract
Purpose of contract	General
Contract start date	01/10/2017
Contract end date	

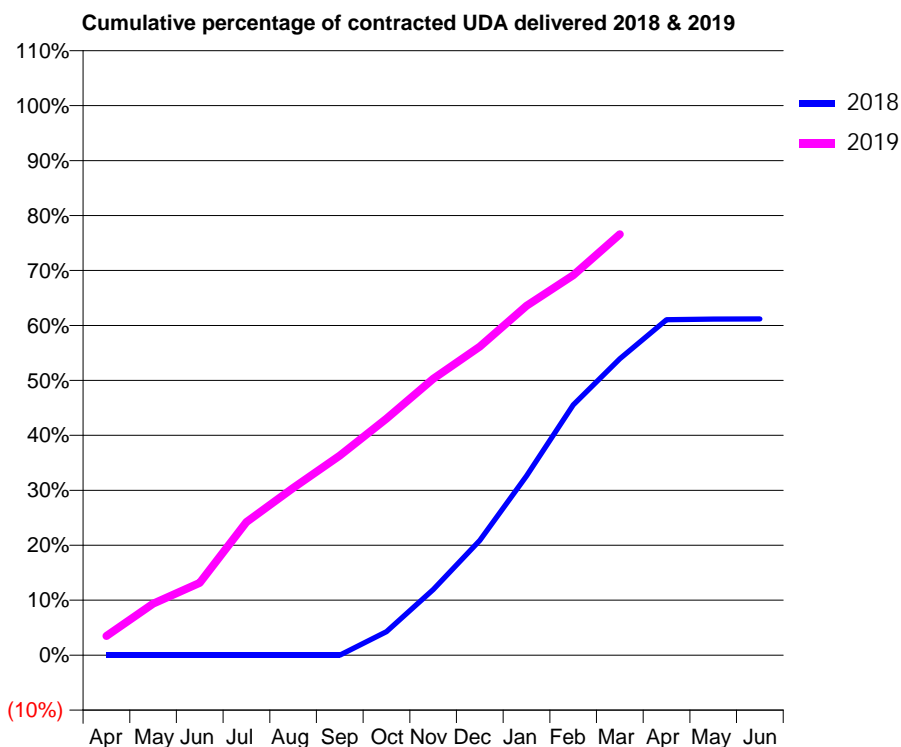
18/19 Contracted general activity (UDA)	19,116
Carry forward general activity (UDA)	0
18/19 Contracted orthodontic activity (UOA)	0
Carry forward orthodontic activity (UOA)	0
Baseline contract value	£509,240.35

ACCESS*

Patients seen in 24 months	Total	Change since previous quarter
Quarter ending March 2018	3,037	
Quarter ending June 2018	4,394	↑
Quarter ending September 2018	5,430	↑
Quarter ending December 2018	5,963	↑
Quarter ending March 2019	6,204	↑
Variance since March 2018	104.3%	↑



ACTIVITY



Month	Adjusted Scheduled Activity (UDA)	
	2018	2019
April	0	667
May	0	1,793
June	0	2,518
July	0	4,631
August	0	5,815
September	0	6,942
October	409	8,227
November	1,143	9,615
December	1,997	10,733
January	3,117	12,153
February	4,352	13,212
March	5,155	14,638
April	5,835	
May	5,847	
June	5,848	

QUALITY

	Quantity	Base Number	Contract	AT	Region	England
% of FP17s for the same patient ID Re-attending within 3 months - Children	79	2,570	3.1%	9.4%	11.3%	11.8%
% of FP17s for the same patient ID Re-attending within 3 months - Adults	574	5,990	9.6%	14.0%	15.4%	15.7%
% of FP17s for the same patient ID Re-attending between 3 & 9 months - Children	1,590	2,570	61.9%	60.1%	61.3%	58.9%
% of FP17s for the same patient ID Re-attending between 3 & 9 months - Adults	1,718	5,990	28.7%	50.5%	52.1%	50.8%
% of FP17s for Band 1 Urgent Courses	778	8,242	9.4%	10.1%	9.5%	9.1%
% of FP17s Relating to Free Repair or Replacements	17	8,242	0.2%	0.9%	0.6%	0.8%
% of FP17s Relating to Continuations	31	8,242	0.4%	1.0%	0.8%	0.9%
% of Patients satisfied with the dentistry they have received	6	6	N/A	93.2%	92.4%	92.5%
% of Patients satisfied with the time they had to wait for an appointment	3	6	N/A	84.5%	86.3%	87.0%

* This is based on patients treated on this contract for their most recent course of treatment. Figures in italics indicate the base number of FP17s or Patient Questionnaire responses are less than 100. N/A is shown where the base number of responses is less than 10 during the period. % is calculated as Quantity/Base number*100

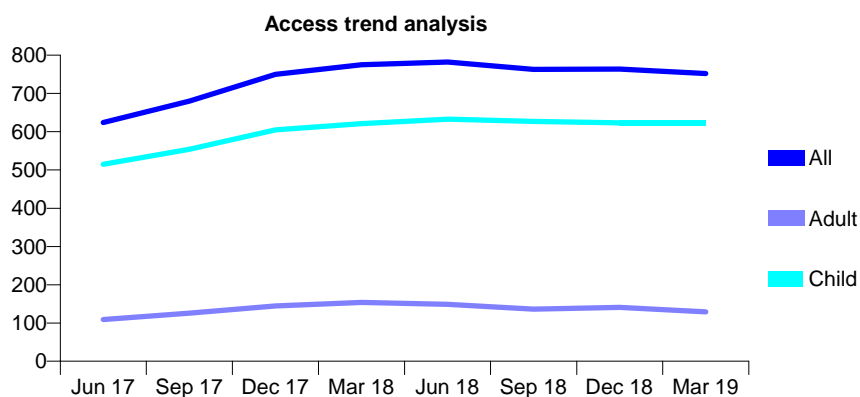
Q66 - Vital Signs At a Glance Contract Report for 100076/0000 - March 2019

Name or company name	Hayle Dental Practice Partnership
Contract type name	GDS Contract
Purpose of contract	General
Contract start date	01/04/2016
Contract end date	

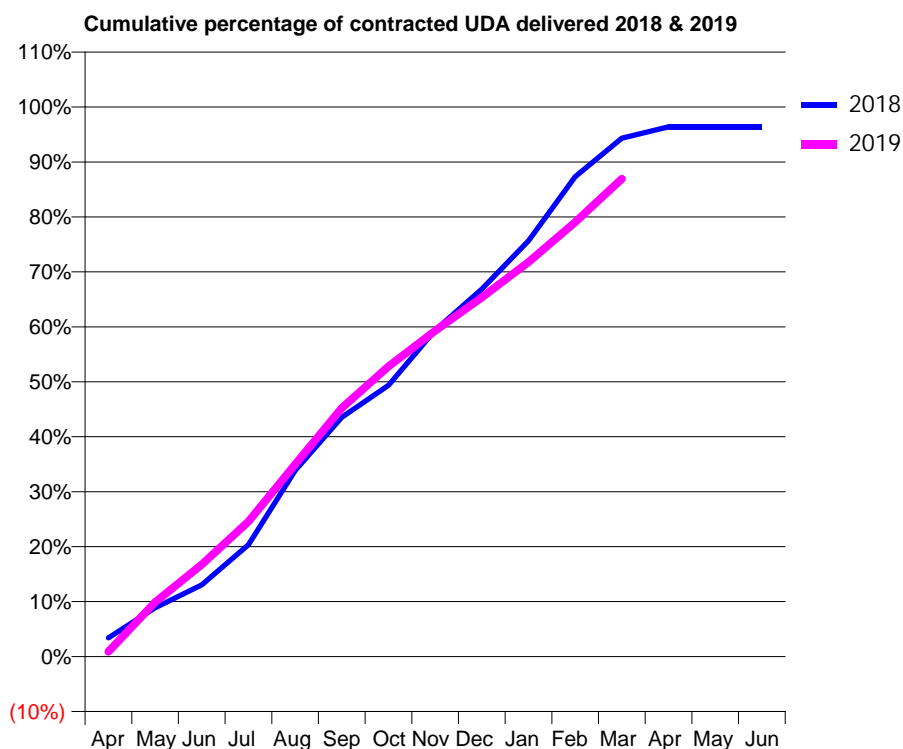
18/19 Contracted general activity (UDA)	1,557
Carry forward general activity (UDA)	56
18/19 Contracted orthodontic activity (UOA)	0
Carry forward orthodontic activity (UOA)	0
Baseline contract value	£41,769.21

ACCESS*

Patients seen in 24 months	Total	Change since previous quarter
Quarter ending March 2018	775	
Quarter ending June 2018	782	→
Quarter ending September 2018	763	↓
Quarter ending December 2018	764	→
Quarter ending March 2019	752	↓
Variance since March 2018	(3.0%)	↓



ACTIVITY



Month	Adjusted Scheduled Activity (UDA)	
	2018	2019
April	53	14
May	139	154
June	203	260
July	317	383
August	527	545
September	678	704
October	768	822
November	925	923
December	1,041	1,017
January	1,178	1,118
February	1,360	1,231
March	1,468	1,353
April	1,501	
May	1,501	
June	1,501	

QUALITY

	Quantity	Base Number	Contract	AT	Region	England
% of FP17s for the same patient ID Re-attending within 3 months - Children	69	949	7.3%	9.4%	11.3%	11.8%
% of FP17s for the same patient ID Re-attending within 3 months - Adults	5	85	5.9%	14.0%	15.4%	15.7%
% of FP17s for the same patient ID Re-attending between 3 & 9 months - Children	624	949	65.8%	60.1%	61.3%	58.9%
% of FP17s for the same patient ID Re-attending between 3 & 9 months - Adults	50	85	58.8%	50.5%	52.1%	50.8%
% of FP17s for Band 1 Urgent Courses	57	1,006	5.7%	10.1%	9.5%	9.1%
% of FP17s Relating to Free Repair or Replacements	0	1,006	0.0%	0.9%	0.6%	0.8%
% of FP17s Relating to Continuations	4	1,006	0.4%	1.0%	0.8%	0.9%
% of Patients satisfied with the dentistry they have received	0	0	N/A	93.2%	92.4%	92.5%
% of Patients satisfied with the time they had to wait for an appointment	0	0	N/A	84.5%	86.3%	87.0%

* This is based on patients treated on this contract for their most recent course of treatment. Figures in italics indicate the base number of FP17s or Patient Questionnaire responses are less than 100. N/A is shown where the base number of responses is less than 10 during the period. % is calculated as Quantity/Base number*100

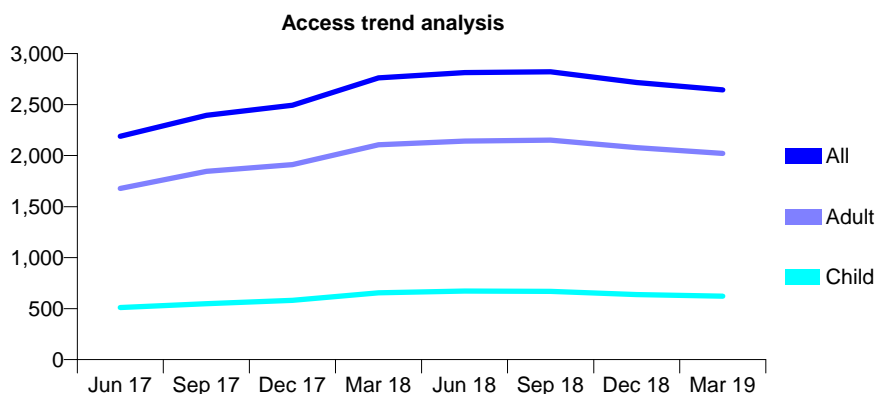
Q66 - Vital Signs At a Glance Contract Report for 100083/0000 - March 2019

Name or company name	PCH Dental CIC
Contract type name	GDS Contract
Purpose of contract	General
Contract start date	01/04/2016
Contract end date	

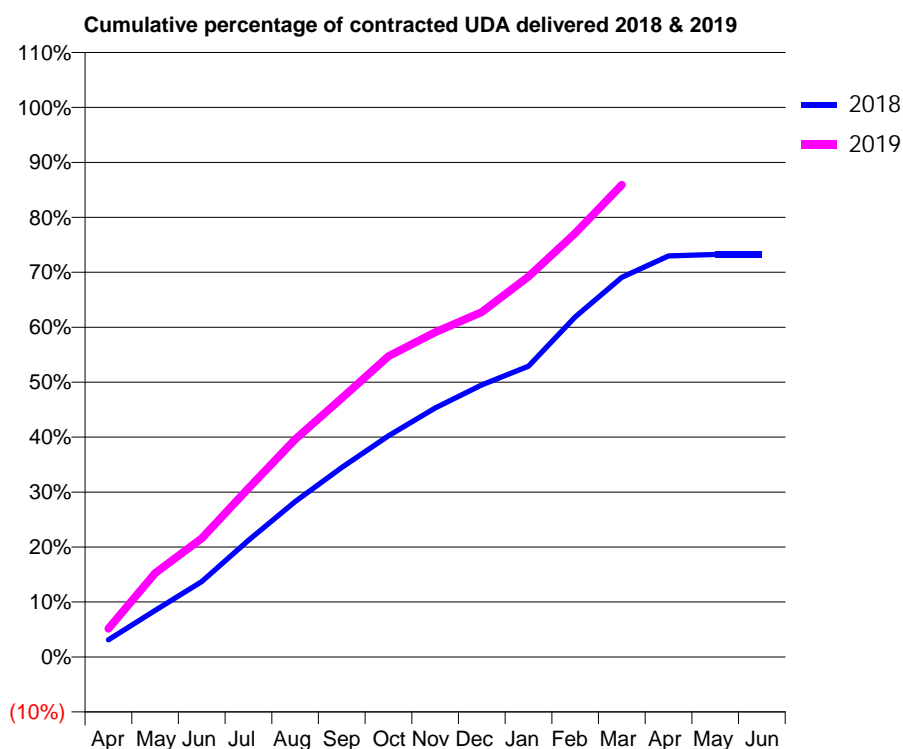
18/19 Contracted general activity (UDA)	7,000
Carry forward general activity (UDA)	0
18/19 Contracted orthodontic activity (UOA)	0
Carry forward orthodontic activity (UOA)	0
Baseline contract value	£195,798.08

ACCESS*

Patients seen in 24 months	Total	Change since previous quarter
Quarter ending March 2018	2,762	
Quarter ending June 2018	2,814	→
Quarter ending September 2018	2,822	→
Quarter ending December 2018	2,717	↓
Quarter ending March 2019	2,645	↓
Variance since March 2018	(4.2%)	↓



ACTIVITY



Month	Adjusted Scheduled Activity (UDA)	
	2018	2019
April	342	361
May	929	1,067
June	1,502	1,511
July	2,323	2,148
August	3,096	2,773
September	3,773	3,296
October	4,406	3,830
November	4,962	4,136
December	5,421	4,394
January	5,793	4,846
February	6,773	5,398
March	7,560	6,014
April	7,989	
May	8,014	
June	8,017	

QUALITY

	Quantity	Base Number	Contract	AT	Region	England
% of FP17s for the same patient ID Re-attending within 3 months - Children	47	814	5.8%	9.4%	11.3%	11.8%
% of FP17s for the same patient ID Re-attending within 3 months - Adults	296	2,441	12.1%	14.0%	15.4%	15.7%
% of FP17s for the same patient ID Re-attending between 3 & 9 months - Children	444	814	54.5%	60.1%	61.3%	58.9%
% of FP17s for the same patient ID Re-attending between 3 & 9 months - Adults	1,364	2,441	55.9%	50.5%	52.1%	50.8%
% of FP17s for Band 1 Urgent Courses	239	3,081	7.8%	10.1%	9.5%	9.1%
% of FP17s Relating to Free Repair or Replacements	22	3,081	0.7%	0.9%	0.6%	0.8%
% of FP17s Relating to Continuations	7	3,081	0.2%	1.0%	0.8%	0.9%
% of Patients satisfied with the dentistry they have received	1	1	N/A	93.2%	92.4%	92.5%
% of Patients satisfied with the time they had to wait for an appointment	1	1	N/A	84.5%	86.3%	87.0%

* This is based on patients treated on this contract for their most recent course of treatment. Figures in italics indicate the base number of FP17s or Patient Questionnaire responses are less than 100. N/A is shown where the base number of responses is less than 10 during the period. % is calculated as Quantity/Base number*100

Q66 - Vital Signs At a Glance Contract Report for 100953/0000 - March 2019


Name or company name	David John de Klerk
Contract type name	GDS Contract
Purpose of contract	General
Contract start date	01/01/2019
Contract end date	

18/19 Contracted general activity (UDA)	289
Carry forward general activity (UDA)	0
18/19 Contracted orthodontic activity (UOA)	0
Carry forward orthodontic activity (UOA)	0
Baseline contract value	£6,997.24

ACCESS*

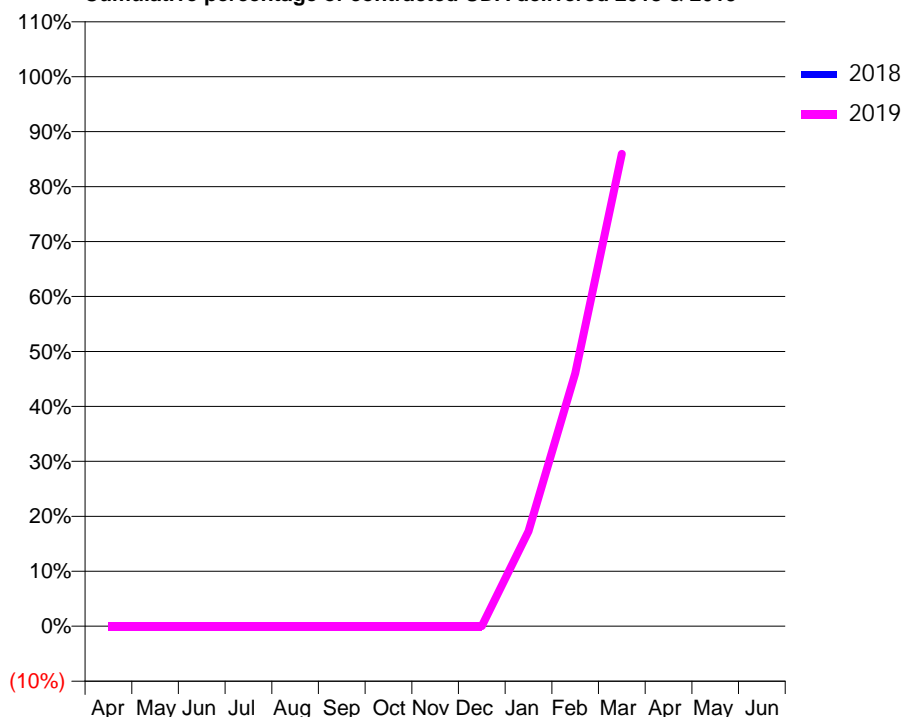
Patients seen in 24 months	Total	Change since previous quarter
Quarter ending March 2018	0	
Quarter ending June 2018	0	
Quarter ending September 2018	0	
Quarter ending December 2018	0	
Quarter ending March 2019	179	
Variance since March 2018	N/A	

Access trend analysis



ACTIVITY

Cumulative percentage of contracted UDA delivered 2018 & 2019



Month	Adjusted Scheduled Activity (UDA)	
	2018	2019
April	0	0
May	0	0
June	0	0
July	0	0
August	0	0
September	0	0
October	0	0
November	0	0
December	0	0
January	0	50
February	0	133
March	0	248
April	0	
May	0	
June	0	

QUALITY

	Quantity	Base Number	Contract	AT	Region	England
% of FP17s for the same patient ID Re-attending within 3 months - Children	0	155	0.0%	9.4%	11.3%	11.8%
% of FP17s for the same patient ID Re-attending within 3 months - Adults	0	9	0.0%	14.0%	15.4%	15.7%
% of FP17s for the same patient ID Re-attending between 3 & 9 months - Children	0	155	0.0%	60.1%	61.3%	58.9%
% of FP17s for the same patient ID Re-attending between 3 & 9 months - Adults	0	9	0.0%	50.5%	52.1%	50.8%
% of FP17s for Band 1 Urgent Courses	2	164	1.2%	10.1%	9.5%	9.1%
% of FP17s Relating to Free Repair or Replacements	0	164	0.0%	0.9%	0.6%	0.8%
% of FP17s Relating to Continuations	0	164	0.0%	1.0%	0.8%	0.9%
% of Patients satisfied with the dentistry they have received	0	0	N/A	93.2%	92.4%	92.5%
% of Patients satisfied with the time they had to wait for an appointment	0	0	N/A	84.5%	86.3%	87.0%

* This is based on patients treated on this contract for their most recent course of treatment.

Figures in italics indicate the base number of FP17s or Patient Questionnaire responses are less than 100. N/A is shown where the base number of responses is less than 10 during the period. % is calculated as Quantity/Base number*100

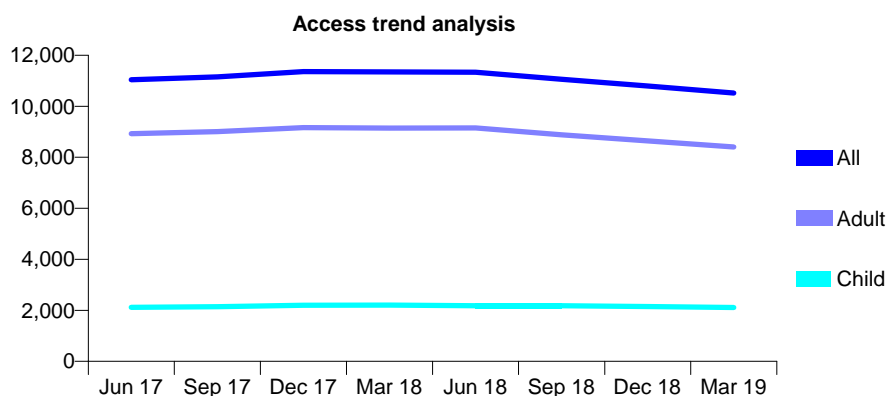
Q66 - Vital Signs At a Glance Contract Report for 101192/0007 - March 2019

Name or company name	Community Dental Centres Ltd
Contract type name	GDS Contract
Purpose of contract	General and Orthodontic
Contract start date	01/04/2006
Contract end date	

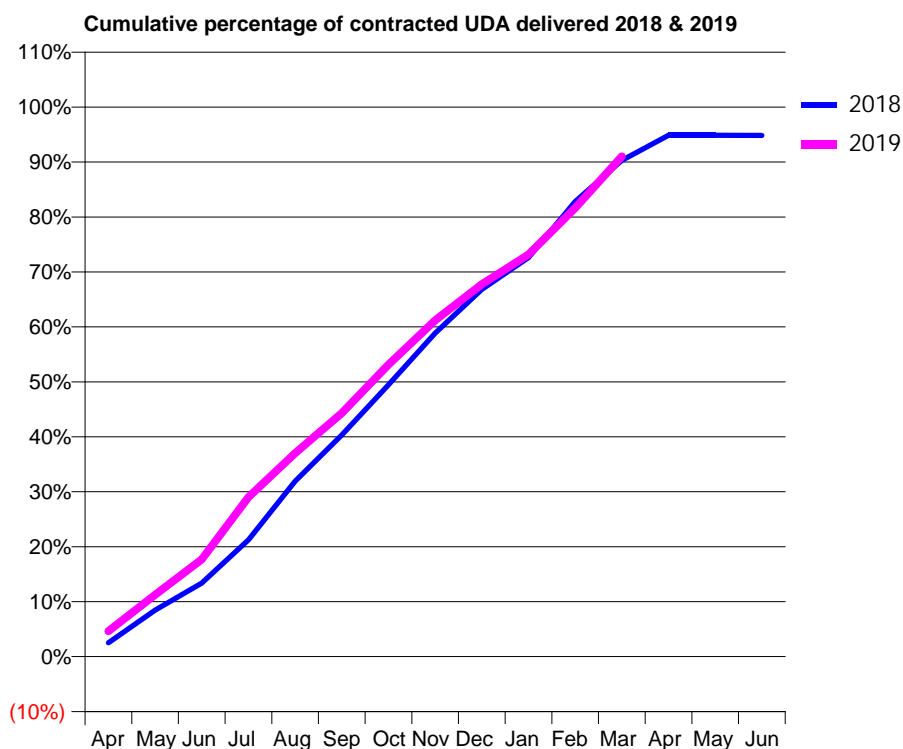
18/19 Contracted general activity (UDA)	29,500
Carry forward general activity (UDA)	0
18/19 Contracted orthodontic activity (UOA)	2,000
Carry forward orthodontic activity (UOA)	0
Baseline contract value	£939,081.26

ACCESS*

Patients seen in 24 months	Total	Change since previous quarter
Quarter ending March 2018	11,351	
Quarter ending June 2018	11,334	→
Quarter ending September 2018	11,061	↓
Quarter ending December 2018	10,793	↓
Quarter ending March 2019	10,516	↓
Variance since March 2018	(7.4%)	↓



ACTIVITY



Month	Adjusted Scheduled Activity (UDA)	
	2018	2019
April	782	1,370
May	2,624	3,327
June	4,150	5,222
July	6,588	8,568
August	9,898	10,924
September	12,496	13,072
October	15,337	15,671
November	18,254	18,049
December	20,718	19,986
January	22,514	21,591
February	25,672	24,085
March	27,991	26,845
April	29,407	
May	29,411	
June	29,405	

QUALITY

	Quantity	Base Number	Contract	AT	Region	England
% of FP17s for the same patient ID Re-attending within 3 months - Children	177	2,852	6.2%	9.4%	11.3%	11.8%
% of FP17s for the same patient ID Re-attending within 3 months - Adults	968	10,357	9.3%	14.0%	15.4%	15.7%
% of FP17s for the same patient ID Re-attending between 3 & 9 months - Children	1,407	2,852	49.3%	60.1%	61.3%	58.9%
% of FP17s for the same patient ID Re-attending between 3 & 9 months - Adults	5,267	10,357	50.9%	50.5%	52.1%	50.8%
% of FP17s for Band 1 Urgent Courses	1,038	12,590	8.2%	10.1%	9.5%	9.1%
% of FP17s Relating to Free Repair or Replacements	39	12,590	0.3%	0.9%	0.6%	0.8%
% of FP17s Relating to Continuations	51	12,590	0.4%	1.0%	0.8%	0.9%
% of Patients satisfied with the dentistry they have received	6	6	N/A	93.2%	92.4%	92.5%
% of Patients satisfied with the time they had to wait for an appointment	6	6	N/A	84.5%	86.3%	87.0%

* This is based on patients treated on this contract for their most recent course of treatment. Figures in italics indicate the base number of FP17s or Patient Questionnaire responses are less than 100. N/A is shown where the base number of responses is less than 10 during the period. % is calculated as Quantity/Base number*100

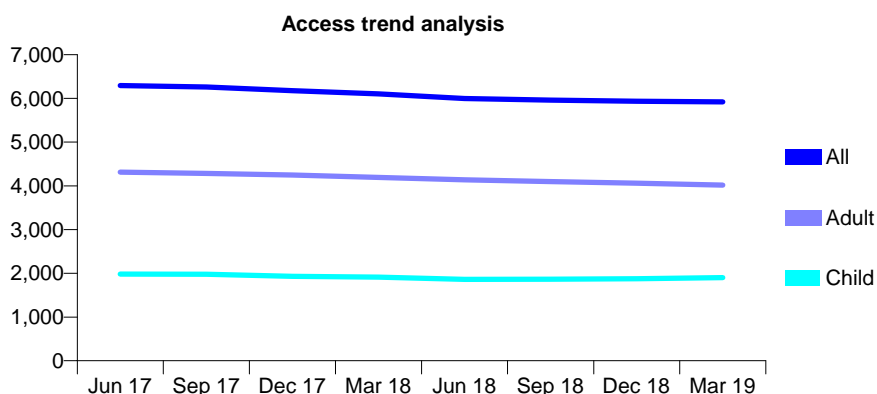
Q66 - Vital Signs At a Glance Contract Report for 101281/0062 - March 2019

Name or company name	OASIS DENTAL CARE LTD
Contract type name	GDS Contract
Purpose of contract	General
Contract start date	01/04/2006
Contract end date	

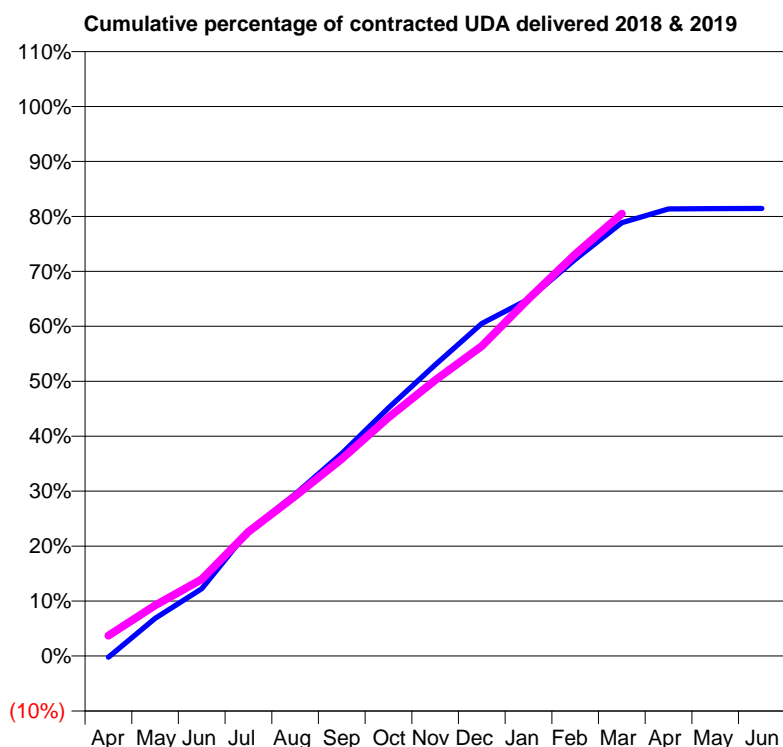
18/19 Contracted general activity (UDA)	17,010
Carry forward general activity (UDA)	0
18/19 Contracted orthodontic activity (UOA)	0
Carry forward orthodontic activity (UOA)	0
Baseline contract value	£392,382.73

ACCESS*

Patients seen in 24 months	Total	Change since previous quarter
Quarter ending March 2018	6,104	
Quarter ending June 2018	5,999	↓
Quarter ending September 2018	5,962	→
Quarter ending December 2018	5,934	→
Quarter ending March 2019	5,918	→
Variance since March 2018	(3.0%)	↓



ACTIVITY



Month	Adjusted Scheduled Activity (UDA)	
	2018	2019
April	-41	635
May	1,165	1,569
June	2,082	2,375
July	3,870	3,848
August	5,013	4,952
September	6,270	6,099
October	7,679	7,382
November	9,014	8,538
December	10,292	9,596
January	11,044	11,057
February	12,278	12,435
March	13,413	13,690
April	13,838	
May	13,848	
June	13,854	

QUALITY

	Quantity	Base Number	Contract	AT	Region	England
% of FP17s for the same patient ID Re-attending within 3 months - Children	126	2,922	4.3%	9.4%	11.3%	11.8%
% of FP17s for the same patient ID Re-attending within 3 months - Adults	583	5,739	10.2%	14.0%	15.4%	15.7%
% of FP17s for the same patient ID Re-attending between 3 & 9 months - Children	1,762	2,922	60.3%	60.1%	61.3%	58.9%
% of FP17s for the same patient ID Re-attending between 3 & 9 months - Adults	3,442	5,739	60.0%	50.5%	52.1%	50.8%
% of FP17s for Band 1 Urgent Courses	445	8,368	5.3%	10.1%	9.5%	9.1%
% of FP17s Relating to Free Repair or Replacements	58	8,368	0.7%	0.9%	0.6%	0.8%
% of FP17s Relating to Continuations	17	8,368	0.2%	1.0%	0.8%	0.9%
% of Patients satisfied with the dentistry they have received	3	4	N/A	93.2%	92.4%	92.5%
% of Patients satisfied with the time they had to wait for an appointment	3	4	N/A	84.5%	86.3%	87.0%

* This is based on patients treated on this contract for their most recent course of treatment. Figures in italics indicate the base number of FP17s or Patient Questionnaire responses are less than 100. N/A is shown where the base number of responses is less than 10 during the period. % is calculated as Quantity/Base number*100

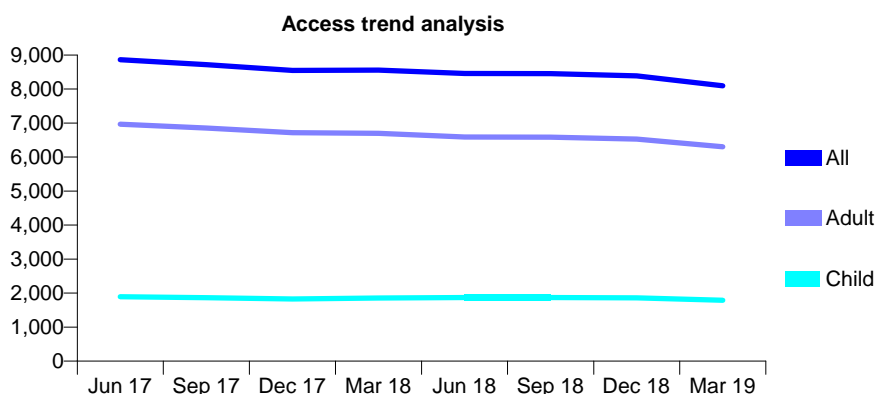
Q66 - Vital Signs At a Glance Contract Report for 101281/0165 - March 2019

Name or company name	OASIS DENTAL CARE LTD
Contract type name	GDS Contract
Purpose of contract	General
Contract start date	10/04/2007
Contract end date	

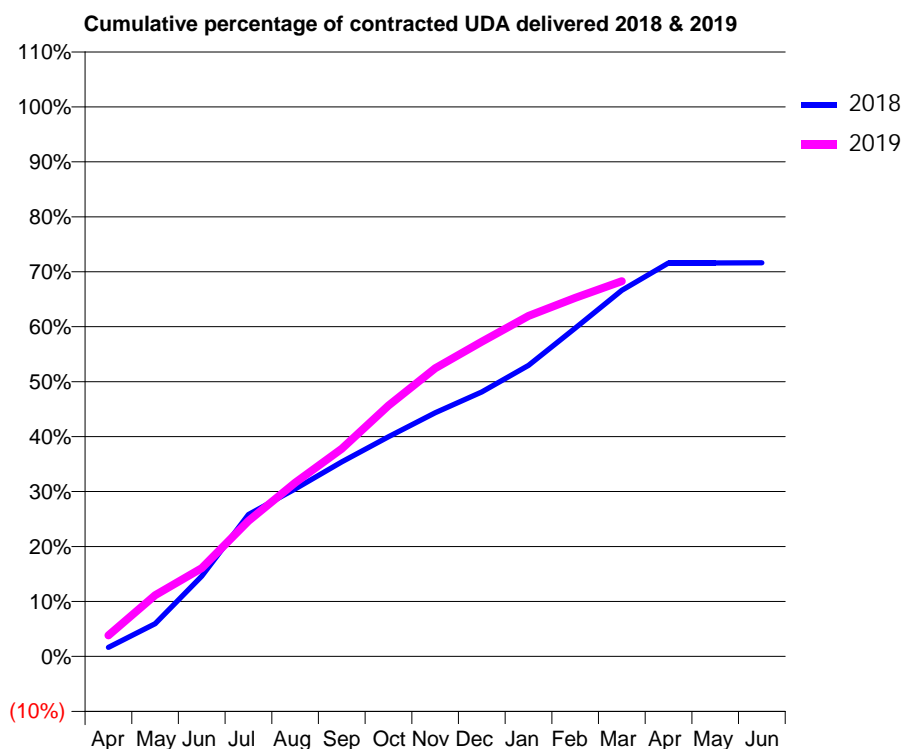
18/19 Contracted general activity (UDA)	30,000
Carry forward general activity (UDA)	0
18/19 Contracted orthodontic activity (UOA)	0
Carry forward orthodontic activity (UOA)	0
Baseline contract value	£706,270.35

ACCESS*

Patients seen in 24 months	Total	Change since previous quarter
Quarter ending March 2018	8,557	
Quarter ending June 2018	8,459	↓
Quarter ending September 2018	8,453	→
Quarter ending December 2018	8,387	→
Quarter ending March 2019	8,095	↓
Variance since March 2018	(5.4%)	↓



ACTIVITY



Month	Adjusted Scheduled Activity (UDA)	
	2018	2019
April	492	1,153
May	1,789	3,342
June	4,382	4,821
July	7,753	7,399
August	9,140	9,485
September	10,621	11,340
October	11,995	13,695
November	13,308	15,732
December	14,439	17,185
January	15,887	18,593
February	17,919	19,570
March	19,985	20,483
April	21,480	
May	21,481	
June	21,486	

QUALITY

	Quantity	Base Number	Contract	AT	Region	England
% of FP17s for the same patient ID Re-attending within 3 months - Children	145	2,437	5.9%	9.4%	11.3%	11.8%
% of FP17s for the same patient ID Re-attending within 3 months - Adults	1,080	8,756	12.3%	14.0%	15.4%	15.7%
% of FP17s for the same patient ID Re-attending between 3 & 9 months - Children	1,315	2,437	54.0%	60.1%	61.3%	58.9%
% of FP17s for the same patient ID Re-attending between 3 & 9 months - Adults	4,359	8,756	49.8%	50.5%	52.1%	50.8%
% of FP17s for Band 1 Urgent Courses	824	9,753	8.4%	10.1%	9.5%	9.1%
% of FP17s Relating to Free Repair or Replacements	125	9,753	1.3%	0.9%	0.6%	0.8%
% of FP17s Relating to Continuations	31	9,753	0.3%	1.0%	0.8%	0.9%
% of Patients satisfied with the dentistry they have received	10	11	90.9%	93.2%	92.4%	92.5%
% of Patients satisfied with the time they had to wait for an appointment	9	11	81.8%	84.5%	86.3%	87.0%

* This is based on patients treated on this contract for their most recent course of treatment. Figures in italics indicate the base number of FP17s or Patient Questionnaire responses are less than 100. N/A is shown where the base number of responses is less than 10 during the period. % is calculated as Quantity/Base number*100

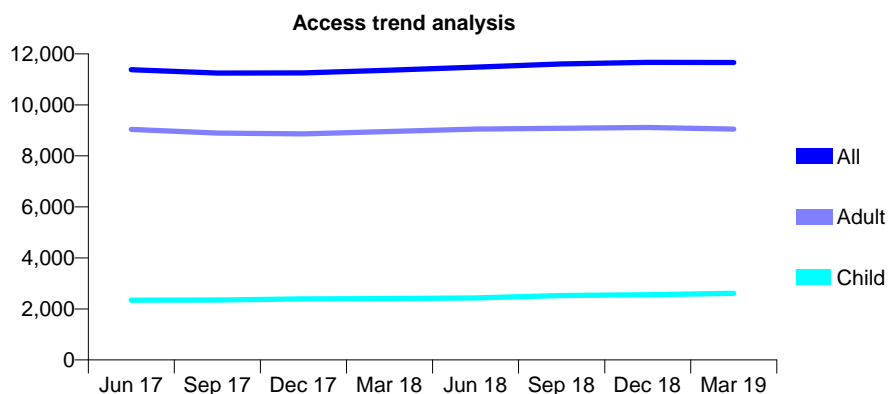
Q66 - Vital Signs At a Glance Contract Report for 101281/0169 - March 2019

Name or company name	OASIS DENTAL CARE LTD
Contract type name	GDS Contract
Purpose of contract	General
Contract start date	01/06/2007
Contract end date	

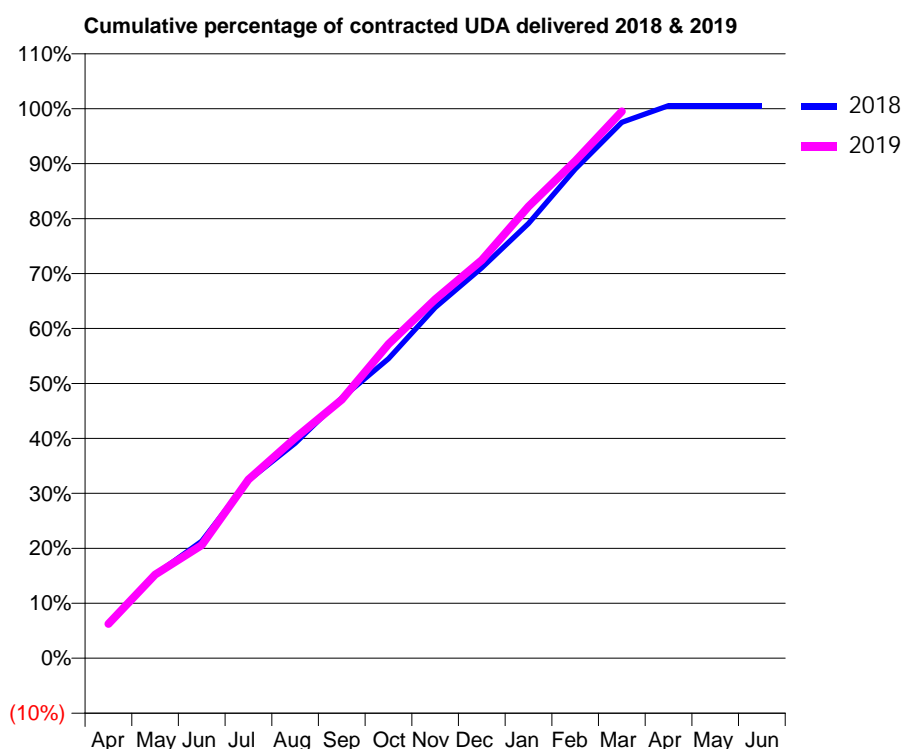
18/19 Contracted general activity (UDA)	33,000
Carry forward general activity (UDA)	-185
18/19 Contracted orthodontic activity (UOA)	0
Carry forward orthodontic activity (UOA)	0
Baseline contract value	£755,992.04

ACCESS*

Patients seen in 24 months	Total	Change since previous quarter
Quarter ending March 2018	11,359	
Quarter ending June 2018	11,480	→
Quarter ending September 2018	11,603	→
Quarter ending December 2018	11,669	→
Quarter ending March 2019	11,663	→
Variance since March 2018	2.7%	↑



ACTIVITY



Month	Adjusted Scheduled Activity (UDA)	
	2018	2019
April	2,083	2,064
May	5,026	5,022
June	7,034	6,793
July	10,687	10,726
August	12,916	13,218
September	15,621	15,520
October	17,981	18,862
November	21,056	21,550
December	23,447	23,907
January	26,112	27,126
February	29,373	29,854
March	32,182	32,830
April	33,180	
May	33,183	
June	33,185	

QUALITY

	Quantity	Base Number	Contract	AT	Region	England
% of FP17s for the same patient ID Re-attending within 3 months - Children	226	3,959	5.7%	9.4%	11.3%	11.8%
% of FP17s for the same patient ID Re-attending within 3 months - Adults	2,148	14,308	15.0%	14.0%	15.4%	15.7%
% of FP17s for the same patient ID Re-attending between 3 & 9 months - Children	2,528	3,959	63.9%	60.1%	61.3%	58.9%
% of FP17s for the same patient ID Re-attending between 3 & 9 months - Adults	8,978	14,308	62.7%	50.5%	52.1%	50.8%
% of FP17s for Band 1 Urgent Courses	1,974	17,800	11.1%	10.1%	9.5%	9.1%
% of FP17s Relating to Free Repair or Replacements	213	17,800	1.2%	0.9%	0.6%	0.8%
% of FP17s Relating to Continuations	47	17,800	0.3%	1.0%	0.8%	0.9%
% of Patients satisfied with the dentistry they have received	10	10	100.0%	93.2%	92.4%	92.5%
% of Patients satisfied with the time they had to wait for an appointment	8	10	80.0%	84.5%	86.3%	87.0%

* This is based on patients treated on this contract for their most recent course of treatment.

Figures in italics indicate the base number of FP17s or Patient Questionnaire responses are less than 100. N/A is shown where the base number of responses is less than 10 during the period. % is calculated as Quantity/Base number*100

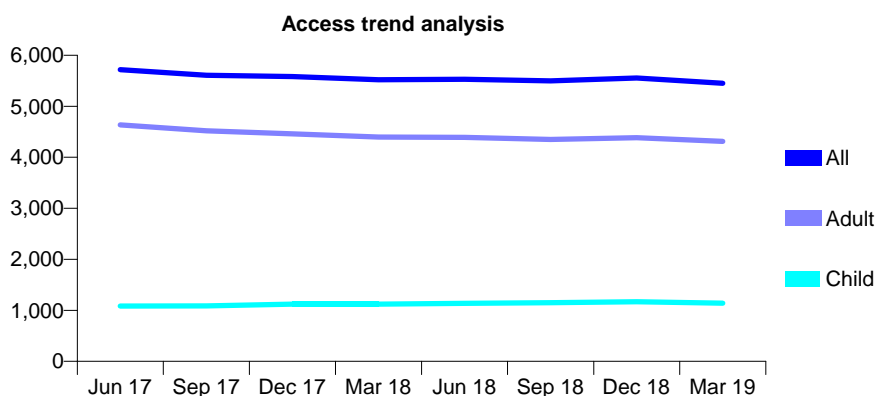
Q66 - Vital Signs At a Glance Contract Report for 101338/0027 - March 2019

Name or company name	Whitecross Dental Care Limited
Contract type name	GDS Contract
Purpose of contract	General
Contract start date	01/04/2006
Contract end date	

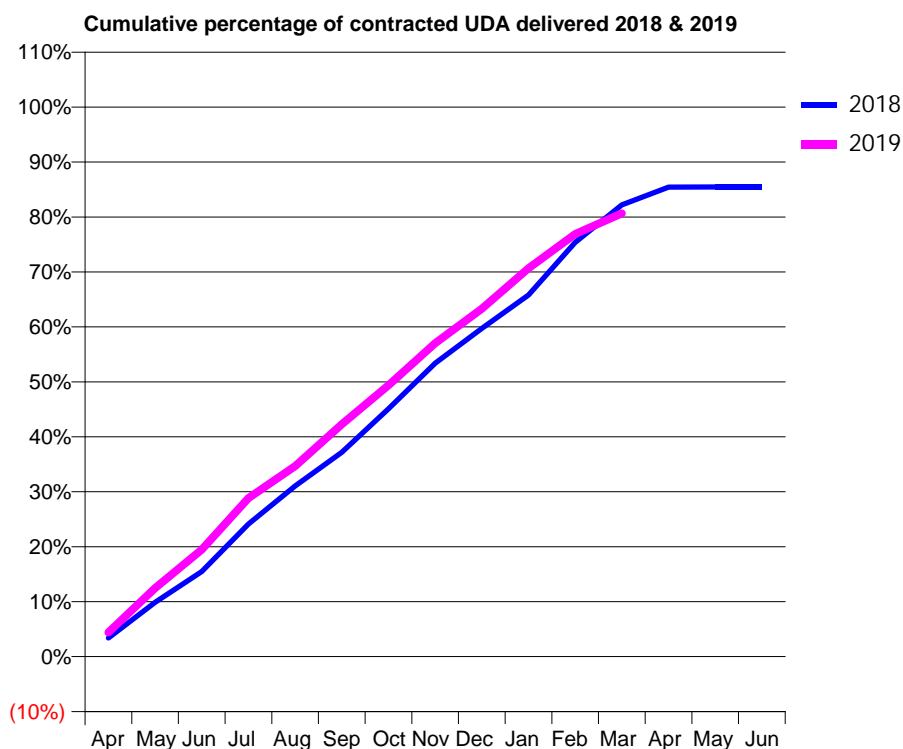
18/19 Contracted general activity (UDA)	19,823
Carry forward general activity (UDA)	0
18/19 Contracted orthodontic activity (UOA)	0
Carry forward orthodontic activity (UOA)	0
Baseline contract value	£587,994.89

ACCESS*

Patients seen in 24 months	Total	Change since previous quarter
Quarter ending March 2018	5,519	
Quarter ending June 2018	5,528	→
Quarter ending September 2018	5,497	→
Quarter ending December 2018	5,553	→
Quarter ending March 2019	5,453	↓
Variance since March 2018	(1.2%)	↓



ACTIVITY



Month	Adjusted Scheduled Activity (UDA)	
	2018	2019
April	675	879
May	1,962	2,477
June	3,067	3,859
July	4,782	5,718
August	6,159	6,874
September	7,365	8,379
October	8,941	9,786
November	10,586	11,309
December	11,835	12,550
January	13,044	14,012
February	14,941	15,242
March	16,294	15,985
April	16,937	
May	16,942	
June	16,941	

QUALITY

	Quantity	Base Number	Contract	AT	Region	England
% of FP17s for the same patient ID Re-attending within 3 months - Children	64	1,683	3.8%	9.4%	11.3%	11.8%
% of FP17s for the same patient ID Re-attending within 3 months - Adults	705	6,323	11.1%	14.0%	15.4%	15.7%
% of FP17s for the same patient ID Re-attending between 3 & 9 months - Children	1,155	1,683	68.6%	60.1%	61.3%	58.9%
% of FP17s for the same patient ID Re-attending between 3 & 9 months - Adults	4,101	6,323	64.9%	50.5%	52.1%	50.8%
% of FP17s for Band 1 Urgent Courses	322	7,766	4.1%	10.1%	9.5%	9.1%
% of FP17s Relating to Free Repair or Replacements	47	7,766	0.6%	0.9%	0.6%	0.8%
% of FP17s Relating to Continuations	182	7,766	2.3%	1.0%	0.8%	0.9%
% of Patients satisfied with the dentistry they have received	5	5	N/A	93.2%	92.4%	92.5%
% of Patients satisfied with the time they had to wait for an appointment	3	5	N/A	84.5%	86.3%	87.0%

* This is based on patients treated on this contract for their most recent course of treatment. Figures in italics indicate the base number of FP17s or Patient Questionnaire responses are less than 100. N/A is shown where the base number of responses is less than 10 during the period. % is calculated as Quantity/Base number*100

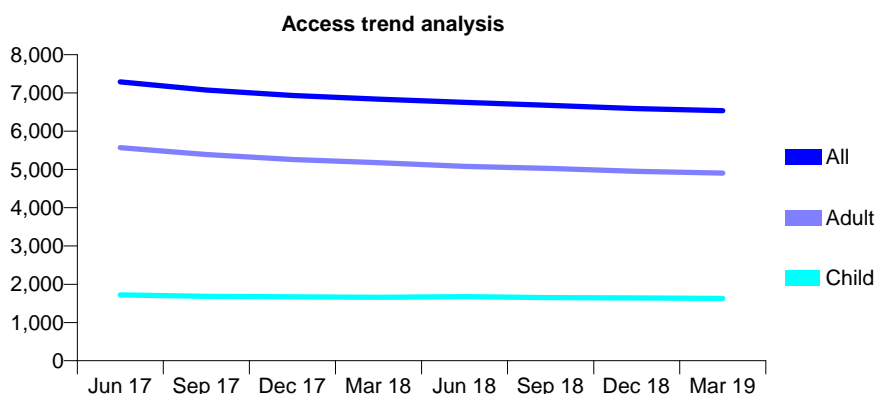
Q66 - Vital Signs At a Glance Contract Report for 101338/0077 - March 2019

Name or company name	Whitecross Dental Care Limited
Contract type name	GDS Contract
Purpose of contract	General
Contract start date	09/03/2009
Contract end date	

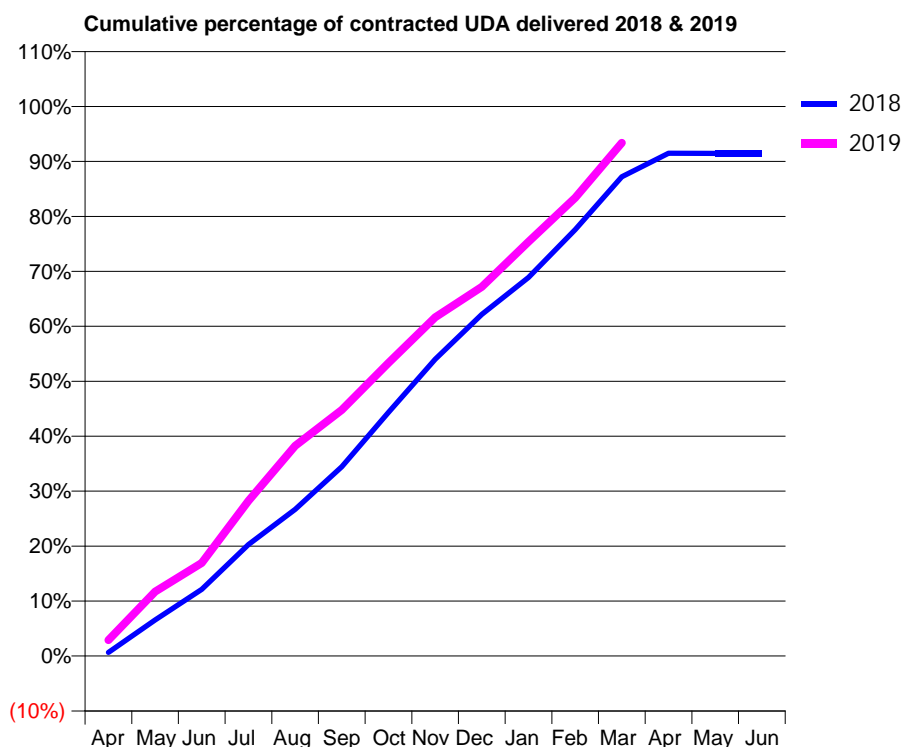
18/19 Contracted general activity (UDA)	16,750
Carry forward general activity (UDA)	0
18/19 Contracted orthodontic activity (UOA)	0
Carry forward orthodontic activity (UOA)	0
Baseline contract value	£453,569.51

ACCESS*

Patients seen in 24 months	Total	Change since previous quarter
Quarter ending March 2018	6,836	
Quarter ending June 2018	6,755	↓
Quarter ending September 2018	6,675	↓
Quarter ending December 2018	6,591	↓
Quarter ending March 2019	6,534	→
Variance since March 2018	(4.4%)	↓



ACTIVITY



Month	Adjusted Scheduled Activity (UDA)	
	2018	2019
April	117	486
May	1,148	1,965
June	2,123	2,838
July	3,553	4,728
August	4,670	6,409
September	6,028	7,502
October	7,761	8,937
November	9,452	10,326
December	10,879	11,254
January	12,056	12,628
February	13,577	13,967
March	15,259	15,644
April	16,009	
May	16,005	
June	16,005	

QUALITY

	Quantity	Base Number	Contract	AT	Region	England
% of FP17s for the same patient ID Re-attending within 3 months - Children	105	2,053	5.1%	9.4%	11.3%	11.8%
% of FP17s for the same patient ID Re-attending within 3 months - Adults	488	5,100	9.6%	14.0%	15.4%	15.7%
% of FP17s for the same patient ID Re-attending between 3 & 9 months - Children	951	2,053	46.3%	60.1%	61.3%	58.9%
% of FP17s for the same patient ID Re-attending between 3 & 9 months - Adults	1,772	5,100	34.7%	50.5%	52.1%	50.8%
% of FP17s for Band 1 Urgent Courses	363	6,867	5.3%	10.1%	9.5%	9.1%
% of FP17s Relating to Free Repair or Replacements	18	6,867	0.3%	0.9%	0.6%	0.8%
% of FP17s Relating to Continuations	74	6,867	1.1%	1.0%	0.8%	0.9%
% of Patients satisfied with the dentistry they have received	7	7	N/A	93.2%	92.4%	92.5%
% of Patients satisfied with the time they had to wait for an appointment	6	7	N/A	84.5%	86.3%	87.0%

* This is based on patients treated on this contract for their most recent course of treatment. Figures in italics indicate the base number of FP17s or Patient Questionnaire responses are less than 100. N/A is shown where the base number of responses is less than 10 during the period. % is calculated as Quantity/Base number*100

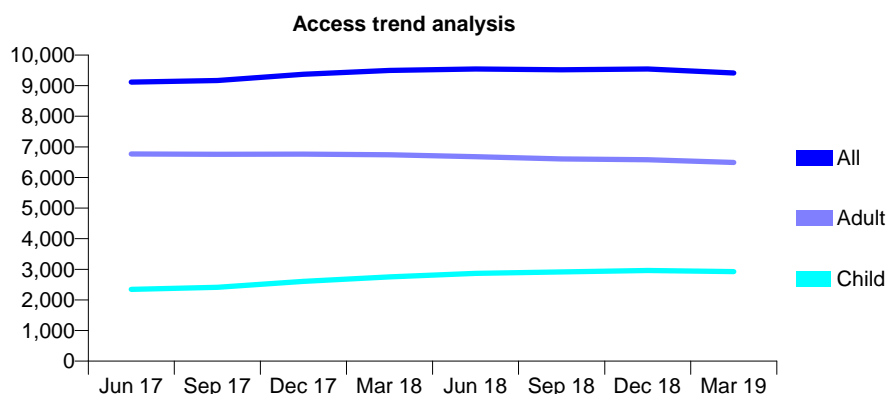
Q66 - Vital Signs At a Glance Contract Report for 101338/0078 - March 2019

Name or company name	Whitecross Dental Care Limited
Contract type name	GDS Contract
Purpose of contract	General
Contract start date	15/04/2009
Contract end date	

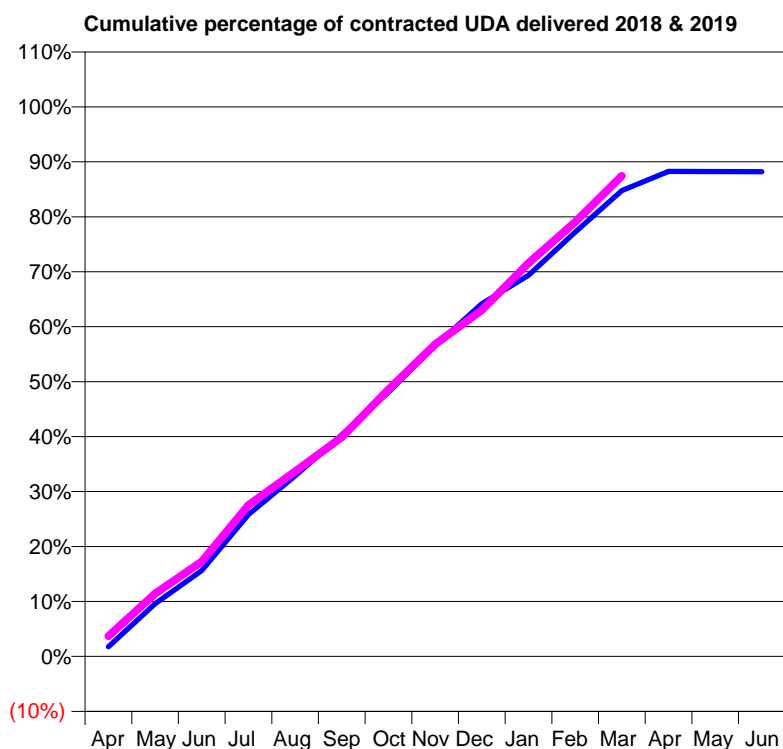
18/19 Contracted general activity (UDA)	27,750
Carry forward general activity (UDA)	0
18/19 Contracted orthodontic activity (UOA)	0
Carry forward orthodontic activity (UOA)	0
Baseline contract value	£644,088.09

ACCESS*

Patients seen in 24 months	Total	Change since previous quarter
Quarter ending March 2018	9,496	
Quarter ending June 2018	9,544	→
Quarter ending September 2018	9,519	→
Quarter ending December 2018	9,544	→
Quarter ending March 2019	9,413	↓
Variance since March 2018	(0.9%)	→



ACTIVITY



Month	2018	2019
April	526	1,017
May	2,879	3,177
June	4,695	4,791
July	7,757	7,641
August	9,866	9,338
September	12,104	11,065
October	14,434	13,477
November	16,977	15,762
December	19,271	17,483
January	20,820	19,860
February	23,179	21,937
March	25,446	24,267
April	26,493	
May	26,489	
June	26,482	

QUALITY

	Quantity	Base Number	Contract	AT	Region	England
% of FP17s for the same patient ID Re-attending within 3 months - Children	210	4,232	5.0%	9.4%	11.3%	11.8%
% of FP17s for the same patient ID Re-attending within 3 months - Adults	698	8,801	7.9%	14.0%	15.4%	15.7%
% of FP17s for the same patient ID Re-attending between 3 & 9 months - Children	2,657	4,232	62.8%	60.1%	61.3%	58.9%
% of FP17s for the same patient ID Re-attending between 3 & 9 months - Adults	5,454	8,801	62.0%	50.5%	52.1%	50.8%
% of FP17s for Band 1 Urgent Courses	397	12,597	3.2%	10.1%	9.5%	9.1%
% of FP17s Relating to Free Repair or Replacements	47	12,597	0.4%	0.9%	0.6%	0.8%
% of FP17s Relating to Continuations	151	12,597	1.2%	1.0%	0.8%	0.9%
% of Patients satisfied with the dentistry they have received	2	2	N/A	93.2%	92.4%	92.5%
% of Patients satisfied with the time they had to wait for an appointment	2	2	N/A	84.5%	86.3%	87.0%

* This is based on patients treated on this contract for their most recent course of treatment. Figures in italics indicate the base number of FP17s or Patient Questionnaire responses are less than 100. N/A is shown where the base number of responses is less than 10 during the period. % is calculated as Quantity/Base number*100

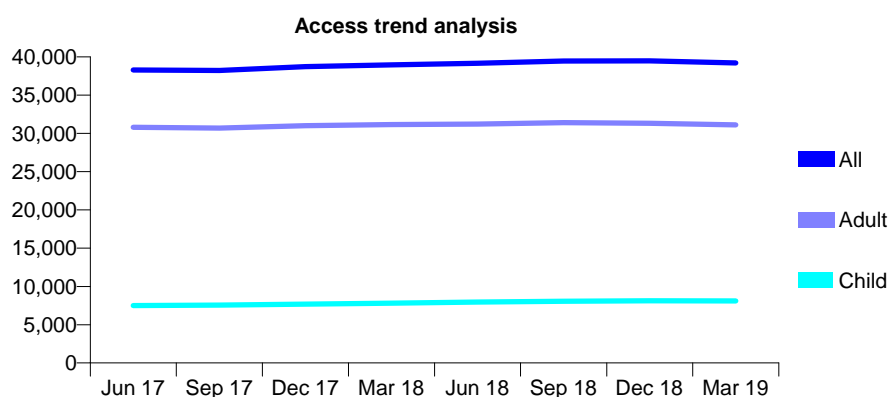
Q66 - Vital Signs At a Glance Contract Report for 101338/0084 - March 2019

Name or company name	Whitecross Dental Care Limited
Contract type name	GDS Contract
Purpose of contract	General
Contract start date	01/04/2009
Contract end date	

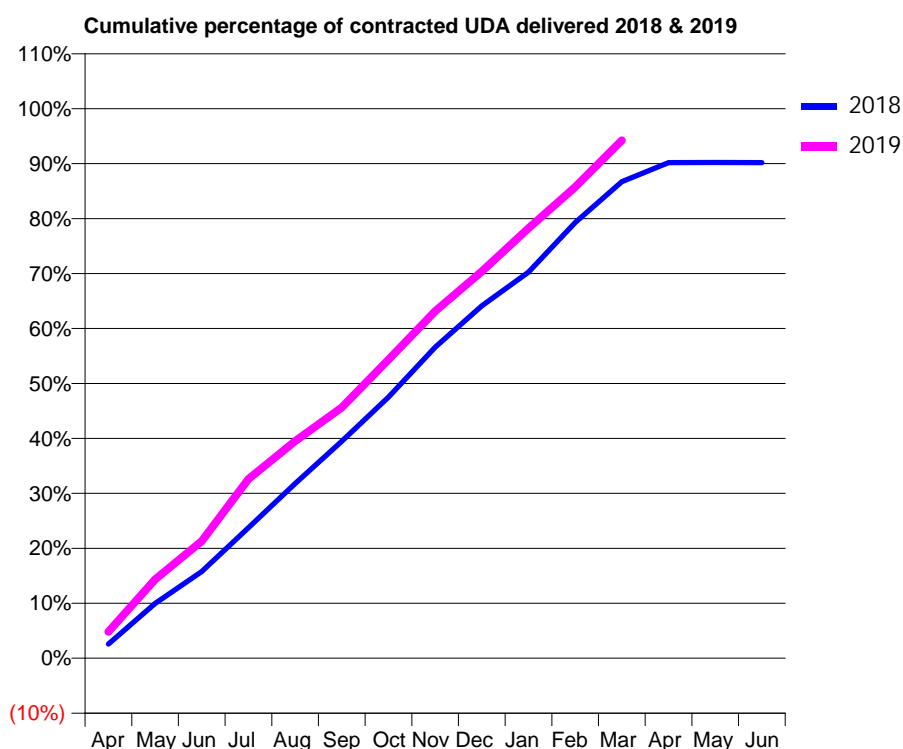
18/19 Contracted general activity (UDA)	119,001
Carry forward general activity (UDA)	0
18/19 Contracted orthodontic activity (UOA)	0
Carry forward orthodontic activity (UOA)	0
Baseline contract value	£3,244,531.55

ACCESS*

Patients seen in 24 months	Total	Change since previous quarter
Quarter ending March 2018	38,964	
Quarter ending June 2018	39,174	→
Quarter ending September 2018	39,456	→
Quarter ending December 2018	39,460	→
Quarter ending March 2019	39,215	→
Variance since March 2018	0.6%	→



ACTIVITY



Month	Adjusted Scheduled Activity (UDA)	
	2018	2019
April	3,303	5,735
May	12,724	17,077
June	20,130	25,327
July	30,280	38,796
August	40,524	47,039
September	50,329	54,300
October	60,578	64,657
November	72,174	75,165
December	81,724	83,724
January	89,586	93,101
February	101,098	102,039
March	110,577	112,127
April	114,995	
May	115,017	
June	114,999	

QUALITY

	Quantity	Base Number	Contract	AT	Region	England
% of FP17s for the same patient ID Re-attending within 3 months - Children	577	11,620	5.0%	9.4%	11.3%	11.8%
% of FP17s for the same patient ID Re-attending within 3 months - Adults	5,262	42,017	12.5%	14.0%	15.4%	15.7%
% of FP17s for the same patient ID Re-attending between 3 & 9 months - Children	7,040	11,620	60.6%	60.1%	61.3%	58.9%
% of FP17s for the same patient ID Re-attending between 3 & 9 months - Adults	22,277	42,017	53.0%	50.5%	52.1%	50.8%
% of FP17s for Band 1 Urgent Courses	5,096	51,712	9.9%	10.1%	9.5%	9.1%
% of FP17s Relating to Free Repair or Replacements	274	51,712	0.5%	0.9%	0.6%	0.8%
% of FP17s Relating to Continuations	689	51,712	1.3%	1.0%	0.8%	0.9%
% of Patients satisfied with the dentistry they have received	24	25	96.0%	93.2%	92.4%	92.5%
% of Patients satisfied with the time they had to wait for an appointment	20	25	80.0%	84.5%	86.3%	87.0%

* This is based on patients treated on this contract for their most recent course of treatment.

Figures in italics indicate the base number of FP17s or Patient Questionnaire responses are less than 100. N/A is shown where the base number of responses is less than 10 during the period. % is calculated as Quantity/Base number*100

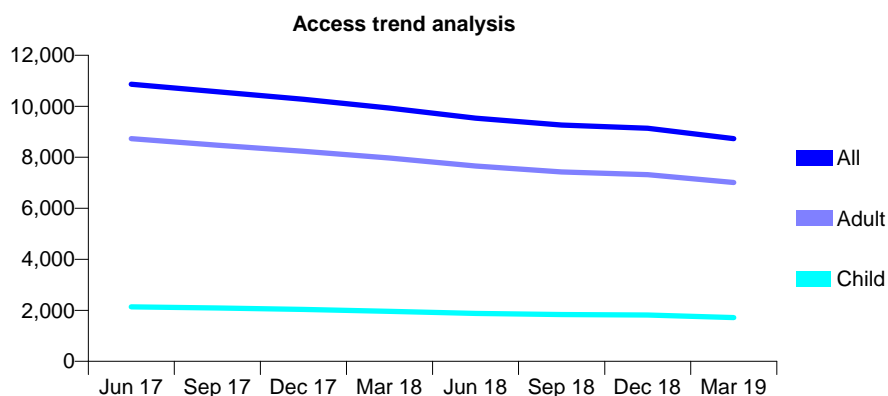
Q66 - Vital Signs At a Glance Contract Report for 101338/0131 - March 2019

Name or company name	Whitecross Dental Care Limited
Contract type name	GDS Contract
Purpose of contract	General
Contract start date	01/04/2011
Contract end date	

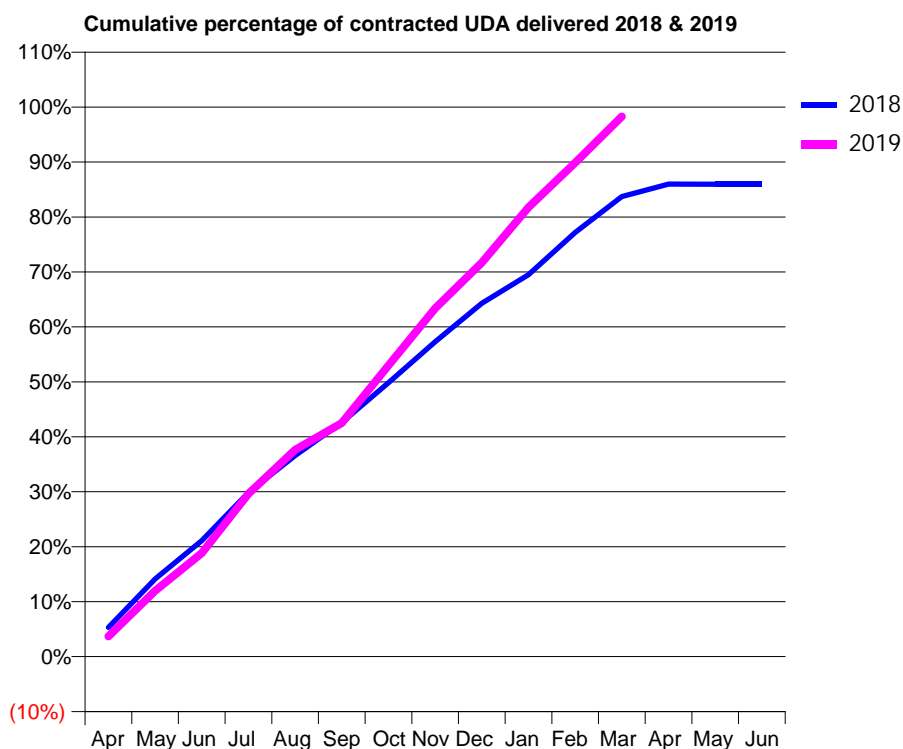
18/19 Contracted general activity (UDA)	18,281
Carry forward general activity (UDA)	0
18/19 Contracted orthodontic activity (UOA)	0
Carry forward orthodontic activity (UOA)	0
Baseline contract value	£524,432.34

ACCESS*

Patients seen in 24 months	Total	Change since previous quarter
Quarter ending March 2018	9,931	
Quarter ending June 2018	9,536	↓
Quarter ending September 2018	9,262	↓
Quarter ending December 2018	9,138	↓
Quarter ending March 2019	8,728	↓
Variance since March 2018	(12.1%)	↓



ACTIVITY



Month	Adjusted Scheduled Activity (UDA)	
	2018	2019
April	1,465	670
May	3,887	2,196
June	5,802	3,441
July	8,212	5,417
August	10,073	6,882
September	11,720	7,771
October	13,709	9,685
November	15,763	11,584
December	17,690	13,101
January	19,121	14,947
February	21,230	16,429
March	23,027	17,963
April	23,655	
May	23,651	
June	23,650	

QUALITY

	Quantity	Base Number	Contract	AT	Region	England
% of FP17s for the same patient ID Re-attending within 3 months - Children	76	2,011	3.8%	9.4%	11.3%	11.8%
% of FP17s for the same patient ID Re-attending within 3 months - Adults	611	7,564	8.1%	14.0%	15.4%	15.7%
% of FP17s for the same patient ID Re-attending between 3 & 9 months - Children	994	2,011	49.4%	60.1%	61.3%	58.9%
% of FP17s for the same patient ID Re-attending between 3 & 9 months - Adults	3,235	7,564	42.8%	50.5%	52.1%	50.8%
% of FP17s for Band 1 Urgent Courses	398	9,310	4.3%	10.1%	9.5%	9.1%
% of FP17s Relating to Free Repair or Replacements	117	9,310	1.3%	0.9%	0.6%	0.8%
% of FP17s Relating to Continuations	87	9,310	0.9%	1.0%	0.8%	0.9%
% of Patients satisfied with the dentistry they have received	11	12	91.7%	93.2%	92.4%	92.5%
% of Patients satisfied with the time they had to wait for an appointment	10	12	83.3%	84.5%	86.3%	87.0%

* This is based on patients treated on this contract for their most recent course of treatment. Figures in italics indicate the base number of FP17s or Patient Questionnaire responses are less than 100. N/A is shown where the base number of responses is less than 10 during the period. % is calculated as Quantity/Base number*100

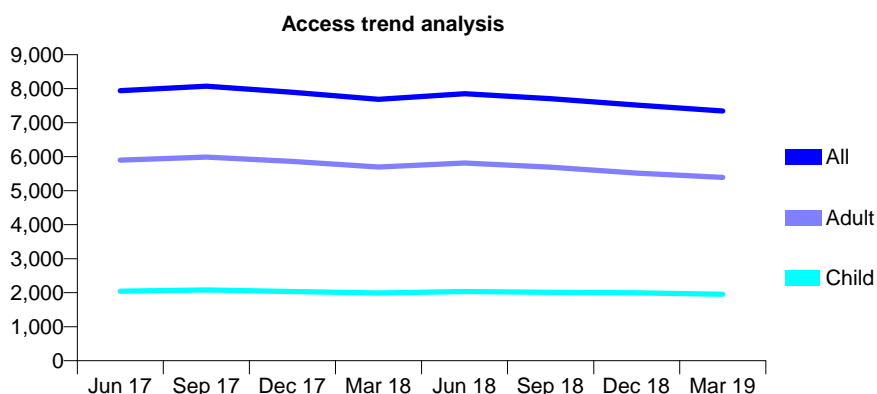
Q66 - Vital Signs At a Glance Contract Report for 101338/0144 - March 2019

Name or company name	Whitecross Dental Care Limited
Contract type name	GDS Contract
Purpose of contract	General
Contract start date	01/10/2012
Contract end date	

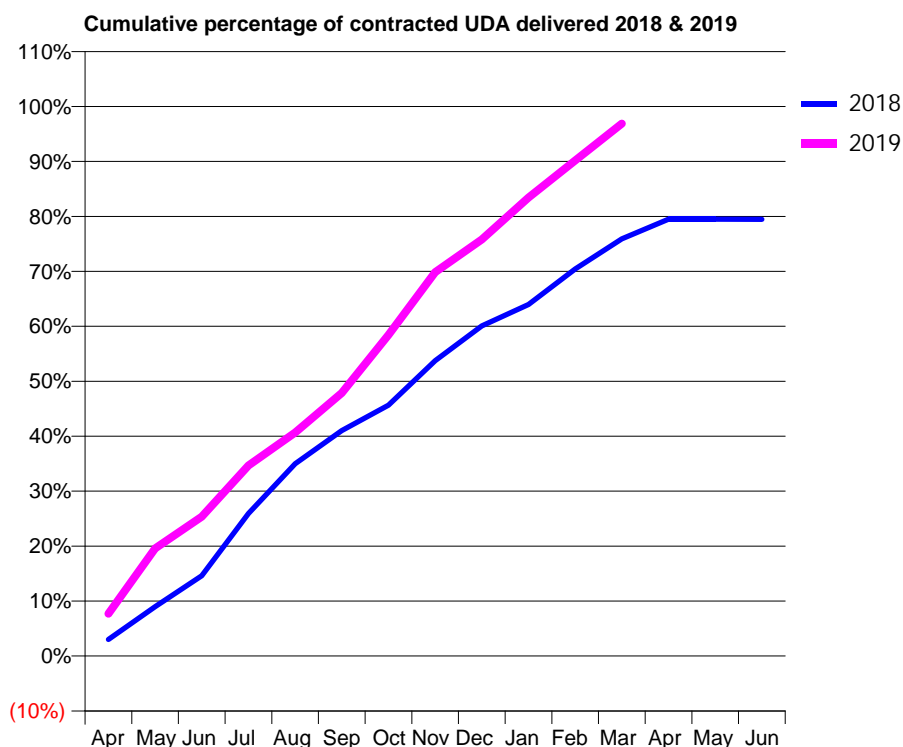
18/19 Contracted general activity (UDA)	18,078
Carry forward general activity (UDA)	0
18/19 Contracted orthodontic activity (UOA)	0
Carry forward orthodontic activity (UOA)	0
Baseline contract value	£443,646.78

ACCESS*

Patients seen in 24 months	Total	Change since previous quarter
Quarter ending March 2018	7,688	
Quarter ending June 2018	7,851	↑
Quarter ending September 2018	7,706	↓
Quarter ending December 2018	7,519	↓
Quarter ending March 2019	7,345	↓
Variance since March 2018	(4.5%)	↓



ACTIVITY



Month	Adjusted Scheduled Activity (UDA)	
	2018	2019
April	729	1,394
May	2,167	3,541
June	3,521	4,580
July	6,244	6,265
August	8,422	7,350
September	9,875	8,655
October	10,993	10,568
November	12,938	12,630
December	14,462	13,704
January	15,399	15,080
February	16,961	16,299
March	18,275	17,512
April	19,137	
May	19,137	
June	19,134	

QUALITY

	Quantity	Base Number	Contract	AT	Region	England
% of FP17s for the same patient ID Re-attending within 3 months - Children	101	2,703	3.7%	9.4%	11.3%	11.8%
% of FP17s for the same patient ID Re-attending within 3 months - Adults	657	6,298	10.4%	14.0%	15.4%	15.7%
% of FP17s for the same patient ID Re-attending between 3 & 9 months - Children	1,535	2,703	56.8%	60.1%	61.3%	58.9%
% of FP17s for the same patient ID Re-attending between 3 & 9 months - Adults	2,476	6,298	39.3%	50.5%	52.1%	50.8%
% of FP17s for Band 1 Urgent Courses	748	8,595	8.7%	10.1%	9.5%	9.1%
% of FP17s Relating to Free Repair or Replacements	124	8,595	1.4%	0.9%	0.6%	0.8%
% of FP17s Relating to Continuations	122	8,595	1.4%	1.0%	0.8%	0.9%
% of Patients satisfied with the dentistry they have received	2	3	N/A	93.2%	92.4%	92.5%
% of Patients satisfied with the time they had to wait for an appointment	2	3	N/A	84.5%	86.3%	87.0%

* This is based on patients treated on this contract for their most recent course of treatment. Figures in italics indicate the base number of FP17s or Patient Questionnaire responses are less than 100. N/A is shown where the base number of responses is less than 10 during the period. % is calculated as Quantity/Base number*100

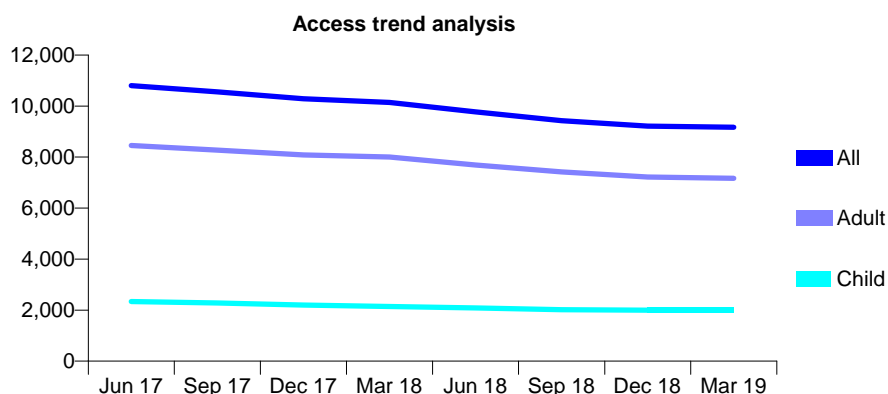
Q66 - Vital Signs At a Glance Contract Report for 101338/0145 - March 2019

Name or company name	Whitecross Dental Care Limited
Contract type name	GDS Contract
Purpose of contract	General
Contract start date	01/10/2012
Contract end date	

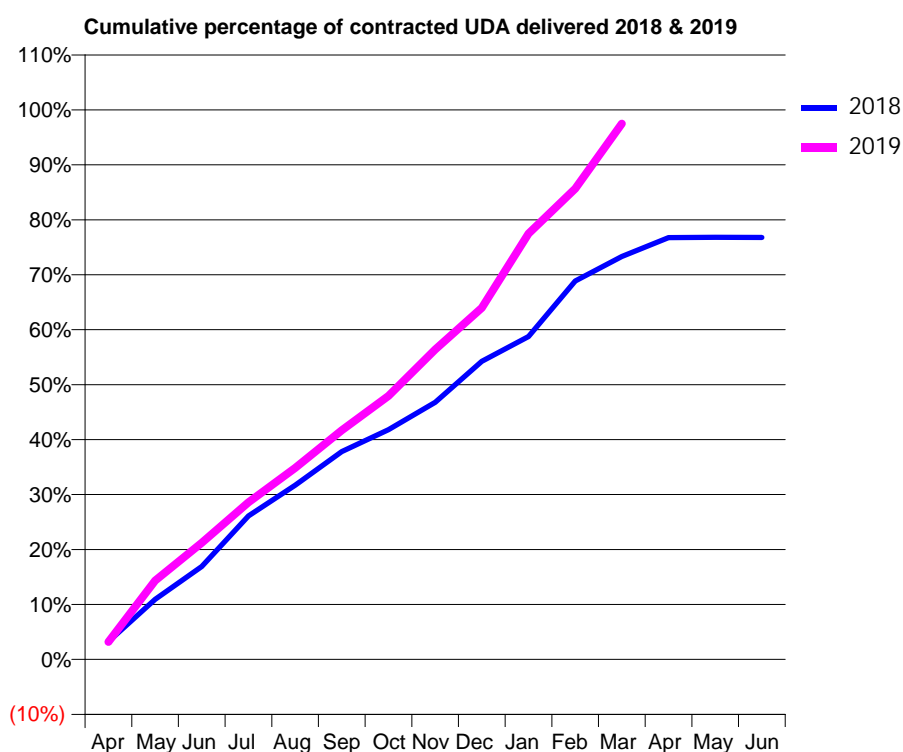
18/19 Contracted general activity (UDA)	22,833
Carry forward general activity (UDA)	0
18/19 Contracted orthodontic activity (UOA)	0
Carry forward orthodontic activity (UOA)	0
Baseline contract value	£560,335.61

ACCESS*

Patients seen in 24 months	Total	Change since previous quarter
Quarter ending March 2018	10,143	
Quarter ending June 2018	9,772	↓
Quarter ending September 2018	9,432	↓
Quarter ending December 2018	9,218	↓
Quarter ending March 2019	9,171	→
Variance since March 2018	(9.6%)	↓



ACTIVITY



Month	2018	2019
April	953	730
May	3,208	3,279
June	4,965	4,846
July	7,666	6,526
August	9,307	7,962
September	11,106	9,517
October	12,275	10,951
November	13,741	12,881
December	15,928	14,608
January	17,253	17,689
February	20,219	19,563
March	21,529	22,262
April	22,538	
May	22,558	
June	22,546	

QUALITY

	Quantity	Base Number	Contract	AT	Region	England
% of FP17s for the same patient ID Re-attending within 3 months - Children	102	2,766	3.7%	9.4%	11.3%	11.8%
% of FP17s for the same patient ID Re-attending within 3 months - Adults	921	8,968	10.3%	14.0%	15.4%	15.7%
% of FP17s for the same patient ID Re-attending between 3 & 9 months - Children	1,340	2,766	48.4%	60.1%	61.3%	58.9%
% of FP17s for the same patient ID Re-attending between 3 & 9 months - Adults	3,593	8,968	40.1%	50.5%	52.1%	50.8%
% of FP17s for Band 1 Urgent Courses	459	11,288	4.1%	10.1%	9.5%	9.1%
% of FP17s Relating to Free Repair or Replacements	83	11,288	0.7%	0.9%	0.6%	0.8%
% of FP17s Relating to Continuations	230	11,288	2.0%	1.0%	0.8%	0.9%
% of Patients satisfied with the dentistry they have received	7	7	N/A	93.2%	92.4%	92.5%
% of Patients satisfied with the time they had to wait for an appointment	5	7	N/A	84.5%	86.3%	87.0%

* This is based on patients treated on this contract for their most recent course of treatment. Figures in italics indicate the base number of FP17s or Patient Questionnaire responses are less than 100. N/A is shown where the base number of responses is less than 10 during the period. % is calculated as Quantity/Base number*100

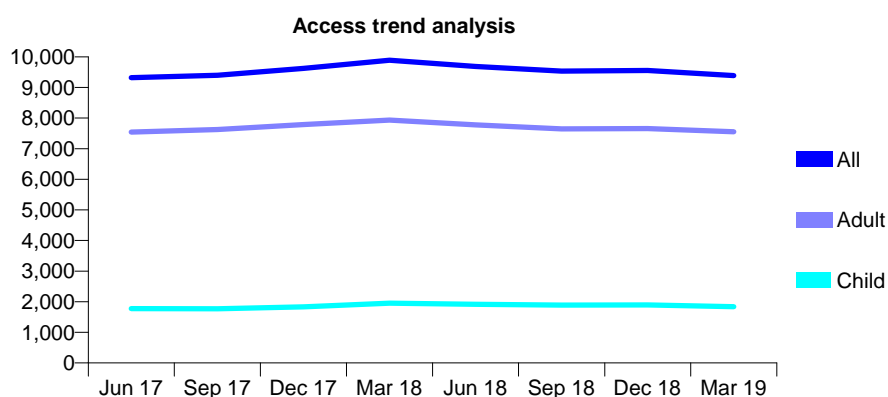
Q66 - Vital Signs At a Glance Contract Report for 101370/0025 - March 2019

Name or company name	Whitecross Dental Care Limited
Contract type name	Pilot Contract
Purpose of contract	General
Contract start date	01/04/2006
Contract end date	

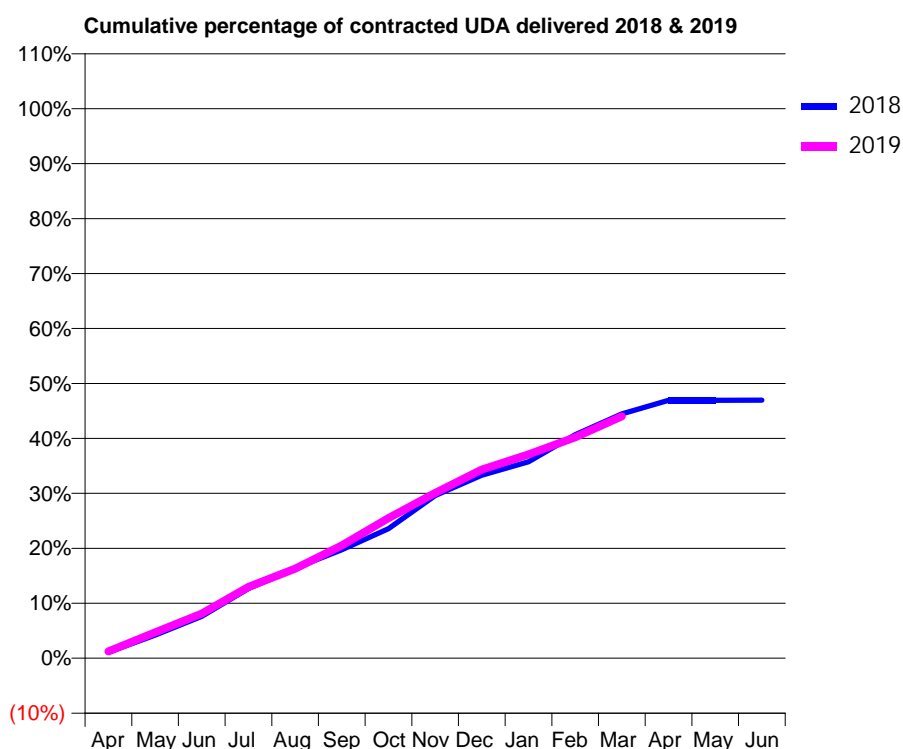
18/19 Contracted general activity (UDA)	38,714
Carry forward general activity (UDA)	0
18/19 Contracted orthodontic activity (UOA)	0
Carry forward orthodontic activity (UOA)	0
Baseline contract value	£1,003,740.62

ACCESS*

Patients seen in 24 months	Total	Change since previous quarter
Quarter ending March 2018	9,887	
Quarter ending June 2018	9,689	↓
Quarter ending September 2018	9,534	↓
Quarter ending December 2018	9,558	→
Quarter ending March 2019	9,389	↓
Variance since March 2018	(5.0%)	↓



ACTIVITY



Month	2018	2019
April	426	483
May	1,628	1,824
June	2,941	3,145
July	4,910	5,018
August	6,350	6,311
September	7,640	7,947
October	9,125	9,872
November	11,454	11,648
December	12,898	13,289
January	13,846	14,359
February	15,754	15,562
March	17,204	17,035
April	18,173	
May	18,170	
June	18,179	

QUALITY

	Quantity	Base Number	Contract	AT	Region	England
% of FP17s for the same patient ID Re-attending within 3 months - Children	70	1,833	3.8%	9.4%	11.3%	11.8%
% of FP17s for the same patient ID Re-attending within 3 months - Adults	408	6,669	6.1%	14.0%	15.4%	15.7%
% of FP17s for the same patient ID Re-attending between 3 & 9 months - Children	602	1,833	32.8%	60.1%	61.3%	58.9%
% of FP17s for the same patient ID Re-attending between 3 & 9 months - Adults	1,504	6,669	22.6%	50.5%	52.1%	50.8%
% of FP17s for Band 1 Urgent Courses	467	8,131	5.7%	10.1%	9.5%	9.1%
% of FP17s Relating to Free Repair or Replacements	7	8,131	0.1%	0.9%	0.6%	0.8%
% of FP17s Relating to Continuations	69	8,131	0.8%	1.0%	0.8%	0.9%
% of Patients satisfied with the dentistry they have received	6	6	N/A	93.2%	92.4%	92.5%
% of Patients satisfied with the time they had to wait for an appointment	5	6	N/A	84.5%	86.3%	87.0%

* This is based on patients treated on this contract for their most recent course of treatment.

Figures in italics indicate the base number of FP17s or Patient Questionnaire responses are less than 100. N/A is shown where the base number of responses is less than 10 during the period. % is calculated as Quantity/Base number*100

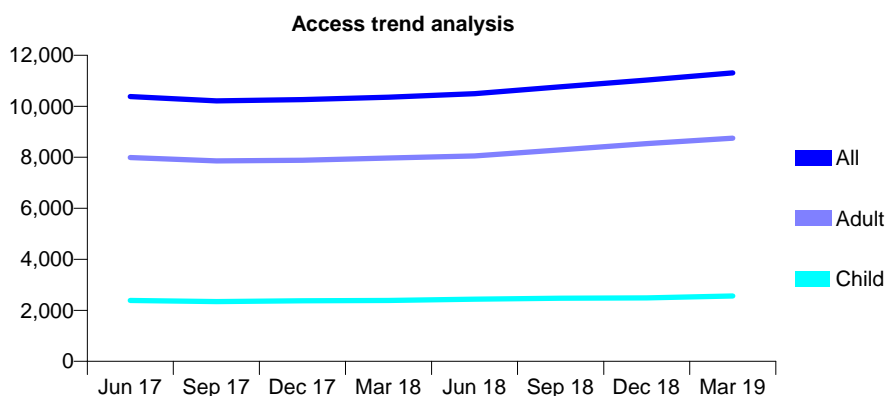
Q66 - Vital Signs At a Glance Contract Report for 101370/0026 - March 2019

Name or company name	Petrie Tucker & Partners Ltd
Contract type name	GDS Contract
Purpose of contract	General
Contract start date	01/04/2006
Contract end date	

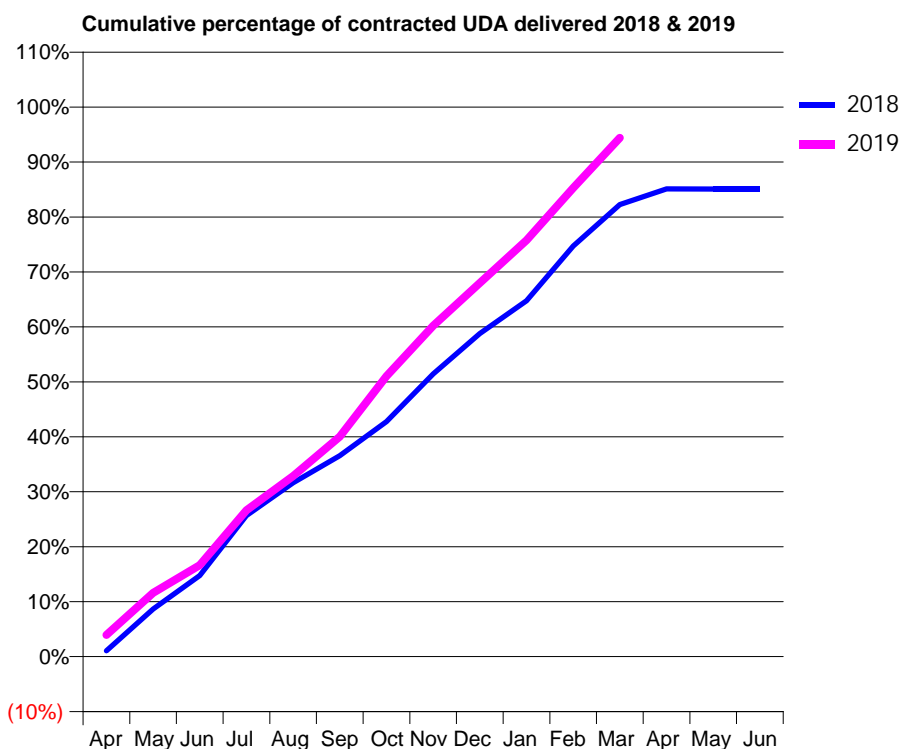
18/19 Contracted general activity (UDA)	34,746
Carry forward general activity (UDA)	0
18/19 Contracted orthodontic activity (UOA)	0
Carry forward orthodontic activity (UOA)	0
Baseline contract value	£1,033,258.46

ACCESS*

Patients seen in 24 months	Total	Change since previous quarter
Quarter ending March 2018	10,357	
Quarter ending June 2018	10,496	→
Quarter ending September 2018	10,765	↑
Quarter ending December 2018	11,026	↑
Quarter ending March 2019	11,314	↑
Variance since March 2018	9.2%	↑



ACTIVITY



Month	Adjusted Scheduled Activity (UDA)	
	2018	2019
April	397	1,371
May	3,185	4,031
June	5,414	5,781
July	9,427	9,256
August	11,632	11,417
September	13,437	13,907
October	15,712	17,739
November	18,899	20,926
December	21,600	23,620
January	23,796	26,317
February	27,448	29,635
March	30,226	32,802
April	31,275	
May	31,266	
June	31,264	

QUALITY

	Quantity	Base Number	Contract	AT	Region	England
% of FP17s for the same patient ID Re-attending within 3 months - Children	147	3,665	4.0%	9.4%	11.3%	11.8%
% of FP17s for the same patient ID Re-attending within 3 months - Adults	1,097	11,010	10.0%	14.0%	15.4%	15.7%
% of FP17s for the same patient ID Re-attending between 3 & 9 months - Children	2,241	3,665	61.1%	60.1%	61.3%	58.9%
% of FP17s for the same patient ID Re-attending between 3 & 9 months - Adults	4,552	11,010	41.3%	50.5%	52.1%	50.8%
% of FP17s for Band 1 Urgent Courses	1,199	14,241	8.4%	10.1%	9.5%	9.1%
% of FP17s Relating to Free Repair or Replacements	107	14,241	0.8%	0.9%	0.6%	0.8%
% of FP17s Relating to Continuations	117	14,241	0.8%	1.0%	0.8%	0.9%
% of Patients satisfied with the dentistry they have received	14	14	100.0%	93.2%	92.4%	92.5%
% of Patients satisfied with the time they had to wait for an appointment	13	14	92.9%	84.5%	86.3%	87.0%

* This is based on patients treated on this contract for their most recent course of treatment. Figures in italics indicate the base number of FP17s or Patient Questionnaire responses are less than 100. N/A is shown where the base number of responses is less than 10 during the period. % is calculated as Quantity/Base number*100

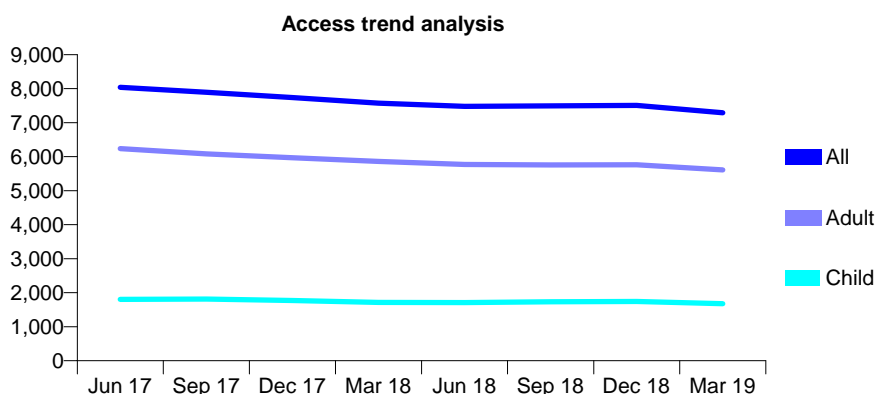
Q66 - Vital Signs At a Glance Contract Report for 101370/0027 - March 2019

Name or company name	Whitecross Dental Care Limited
Contract type name	GDS Contract
Purpose of contract	General
Contract start date	01/04/2006
Contract end date	

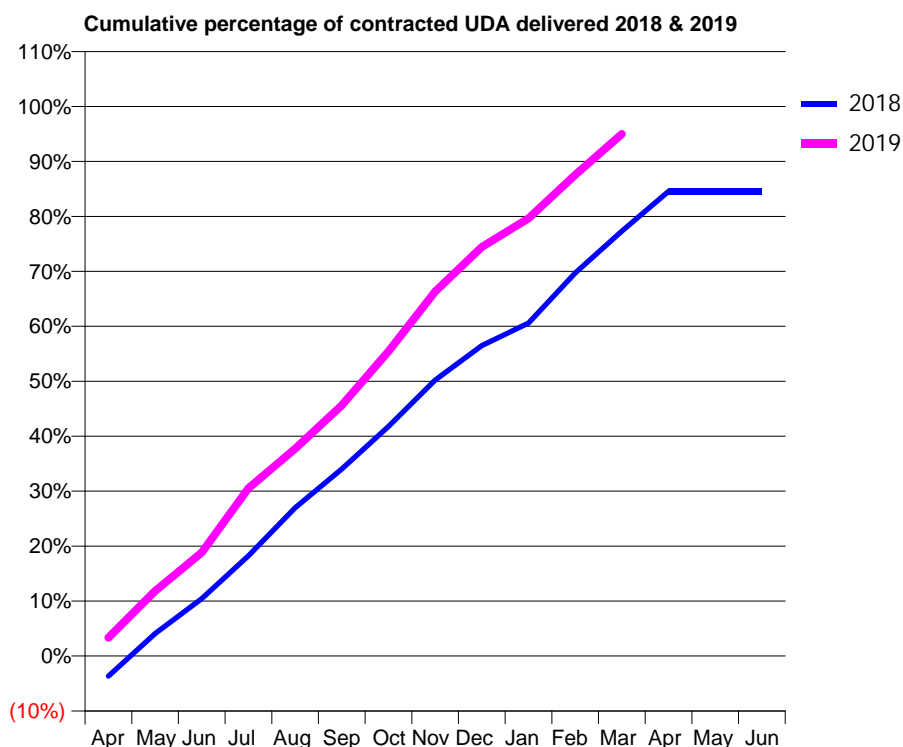
18/19 Contracted general activity (UDA)	17,802
Carry forward general activity (UDA)	0
18/19 Contracted orthodontic activity (UOA)	0
Carry forward orthodontic activity (UOA)	0
Baseline contract value	£548,382.89

ACCESS*

Patients seen in 24 months	Total	Change since previous quarter
Quarter ending March 2018	7,575	
Quarter ending June 2018	7,482	↓
Quarter ending September 2018	7,495	→
Quarter ending December 2018	7,507	→
Quarter ending March 2019	7,291	↓
Variance since March 2018	(3.7%)	↓



ACTIVITY



Month	Adjusted Scheduled Activity (UDA)	
	2018	2019
April	-674	594
May	747	2,108
June	1,910	3,348
July	3,340	5,437
August	4,941	6,716
September	6,228	8,119
October	7,644	9,867
November	9,190	11,809
December	10,336	13,246
January	11,088	14,176
February	12,758	15,583
March	14,147	16,906
April	15,475	
May	15,476	
June	15,475	

QUALITY

	Quantity	Base Number	Contract	AT	Region	England
% of FP17s for the same patient ID Re-attending within 3 months - Children	88	2,319	3.8%	9.4%	11.3%	11.8%
% of FP17s for the same patient ID Re-attending within 3 months - Adults	744	6,847	10.9%	14.0%	15.4%	15.7%
% of FP17s for the same patient ID Re-attending between 3 & 9 months - Children	1,244	2,319	53.6%	60.1%	61.3%	58.9%
% of FP17s for the same patient ID Re-attending between 3 & 9 months - Adults	2,297	6,847	33.5%	50.5%	52.1%	50.8%
% of FP17s for Band 1 Urgent Courses	639	8,579	7.4%	10.1%	9.5%	9.1%
% of FP17s Relating to Free Repair or Replacements	31	8,579	0.4%	0.9%	0.6%	0.8%
% of FP17s Relating to Continuations	114	8,579	1.3%	1.0%	0.8%	0.9%
% of Patients satisfied with the dentistry they have received	7	7	N/A	93.2%	92.4%	92.5%
% of Patients satisfied with the time they had to wait for an appointment	6	7	N/A	84.5%	86.3%	87.0%

* This is based on patients treated on this contract for their most recent course of treatment. Figures in italics indicate the base number of FP17s or Patient Questionnaire responses are less than 100. N/A is shown where the base number of responses is less than 10 during the period. % is calculated as Quantity/Base number*100

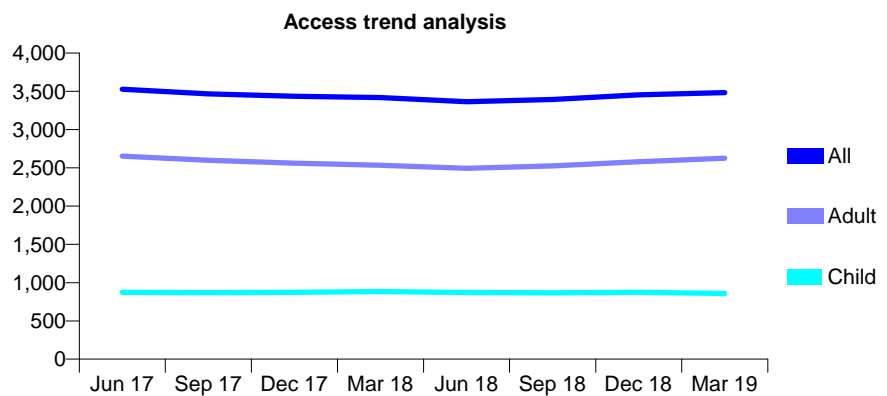
Q66 - Vital Signs At a Glance Contract Report for 101370/0058 - March 2019

Name or company name	Petrie Tucker & Partners Ltd
Contract type name	GDS Contract
Purpose of contract	General
Contract start date	01/04/2006
Contract end date	

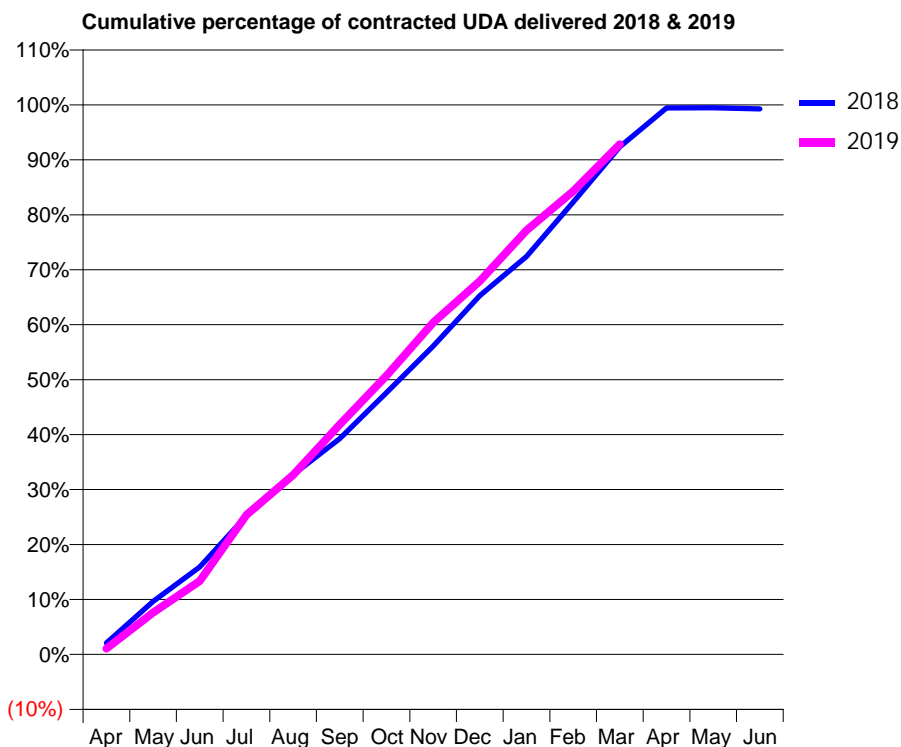
18/19 Contracted general activity (UDA)	11,395
Carry forward general activity (UDA)	84
18/19 Contracted orthodontic activity (UOA)	0
Carry forward orthodontic activity (UOA)	0
Baseline contract value	£334,511.66

ACCESS*

Patients seen in 24 months	Total	Change since previous quarter
Quarter ending March 2018	3,418	
Quarter ending June 2018	3,364	↓
Quarter ending September 2018	3,394	→
Quarter ending December 2018	3,454	→
Quarter ending March 2019	3,484	→
Variance since March 2018	1.9%	→



ACTIVITY



Month	Adjusted Scheduled Activity (UDA)	
	2018	2019
April	237	121
May	1,098	868
June	1,813	1,522
July	2,874	2,890
August	3,730	3,721
September	4,474	4,769
October	5,426	5,780
November	6,392	6,882
December	7,440	7,741
January	8,252	8,793
February	9,378	9,605
March	10,526	10,577
April	11,329	
May	11,332	
June	11,311	

QUALITY

	Quantity	Base Number	Contract	AT	Region	England
% of FP17s for the same patient ID Re-attending within 3 months - Children	55	1,209	4.5%	9.4%	11.3%	11.8%
% of FP17s for the same patient ID Re-attending within 3 months - Adults	457	3,346	13.7%	14.0%	15.4%	15.7%
% of FP17s for the same patient ID Re-attending between 3 & 9 months - Children	738	1,209	61.0%	60.1%	61.3%	58.9%
% of FP17s for the same patient ID Re-attending between 3 & 9 months - Adults	1,620	3,346	48.4%	50.5%	52.1%	50.8%
% of FP17s for Band 1 Urgent Courses	252	4,366	5.8%	10.1%	9.5%	9.1%
% of FP17s Relating to Free Repair or Replacements	29	4,366	0.7%	0.9%	0.6%	0.8%
% of FP17s Relating to Continuations	82	4,366	1.9%	1.0%	0.8%	0.9%
% of Patients satisfied with the dentistry they have received	3	3	N/A	93.2%	92.4%	92.5%
% of Patients satisfied with the time they had to wait for an appointment	2	3	N/A	84.5%	86.3%	87.0%

* This is based on patients treated on this contract for their most recent course of treatment. Figures in italics indicate the base number of FP17s or Patient Questionnaire responses are less than 100. N/A is shown where the base number of responses is less than 10 during the period. % is calculated as Quantity/Base number*100

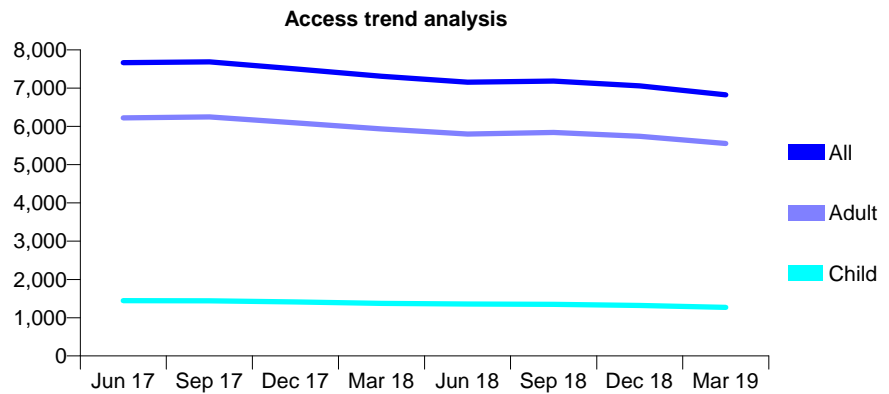
Q66 - Vital Signs At a Glance Contract Report for 101370/0072 - March 2019

Name or company name	Whitecross Dental Care Limited
Contract type name	GDS Contract
Purpose of contract	General
Contract start date	01/07/2006
Contract end date	

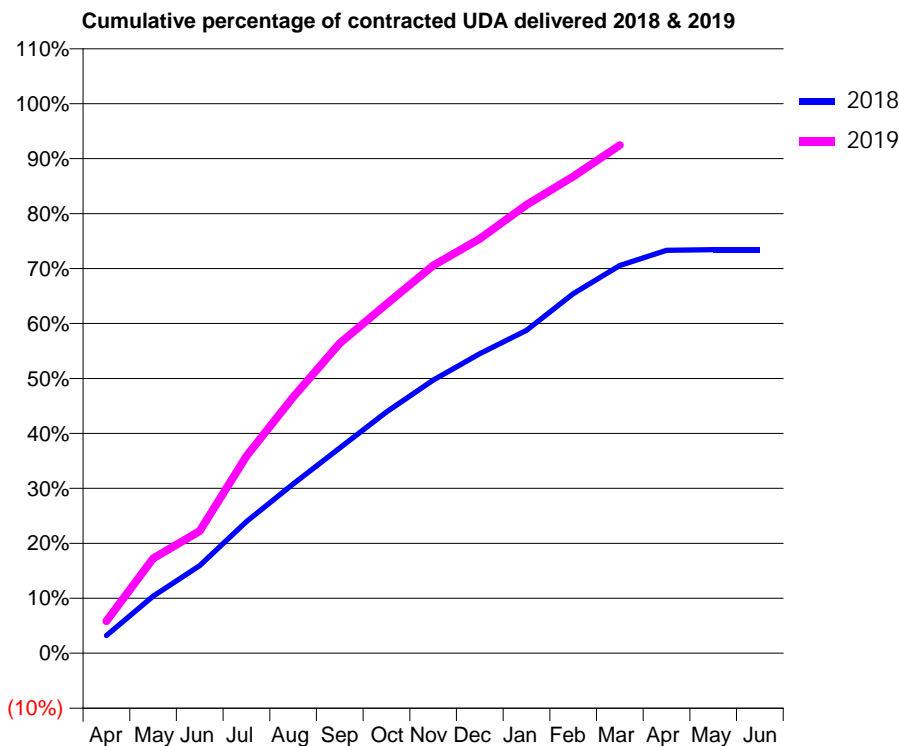
18/19 Contracted general activity (UDA)	17,034
Carry forward general activity (UDA)	0
18/19 Contracted orthodontic activity (UOA)	0
Carry forward orthodontic activity (UOA)	0
Baseline contract value	£515,868.06

ACCESS*

Patients seen in 24 months	Total	Change since previous quarter
Quarter ending March 2018	7,307	
Quarter ending June 2018	7,156	↓
Quarter ending September 2018	7,185	→
Quarter ending December 2018	7,062	↓
Quarter ending March 2019	6,822	↓
Variance since March 2018	(6.6%)	↓



ACTIVITY



Month	2018	2019
April	835	996
May	2,695	2,941
June	4,141	3,787
July	6,217	6,107
August	7,989	7,939
September	9,687	9,603
October	11,389	10,818
November	12,891	12,017
December	14,135	12,846
January	15,237	13,895
February	16,973	14,777
March	18,295	15,745
April	19,015	
May	19,038	
June	19,039	

QUALITY

	Quantity	Base Number	Contract	AT	Region	England
% of FP17s for the same patient ID Re-attending within 3 months - Children	112	1,928	5.8%	9.4%	11.3%	11.8%
% of FP17s for the same patient ID Re-attending within 3 months - Adults	1,169	7,386	15.8%	14.0%	15.4%	15.7%
% of FP17s for the same patient ID Re-attending between 3 & 9 months - Children	1,281	1,928	66.4%	60.1%	61.3%	58.9%
% of FP17s for the same patient ID Re-attending between 3 & 9 months - Adults	3,533	7,386	47.8%	50.5%	52.1%	50.8%
% of FP17s for Band 1 Urgent Courses	992	8,870	11.2%	10.1%	9.5%	9.1%
% of FP17s Relating to Free Repair or Replacements	89	8,870	1.0%	0.9%	0.6%	0.8%
% of FP17s Relating to Continuations	156	8,870	1.8%	1.0%	0.8%	0.9%
% of Patients satisfied with the dentistry they have received	3	4	N/A	93.2%	92.4%	92.5%
% of Patients satisfied with the time they had to wait for an appointment	4	4	N/A	84.5%	86.3%	87.0%

* This is based on patients treated on this contract for their most recent course of treatment. Figures in italics indicate the base number of FP17s or Patient Questionnaire responses are less than 100. N/A is shown where the base number of responses is less than 10 during the period. % is calculated as Quantity/Base number*100

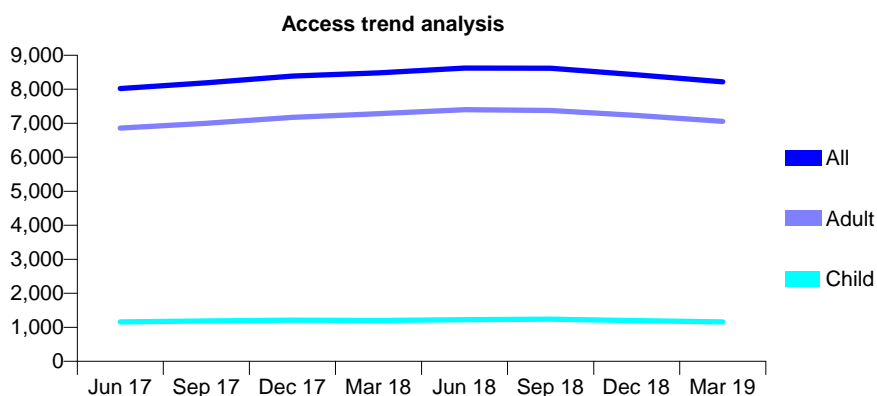
Q66 - Vital Signs At a Glance Contract Report for 101370/0082 - March 2019

Name or company name	Petrie Tucker & Partners Ltd
Contract type name	GDS Contract
Purpose of contract	General
Contract start date	01/04/2007
Contract end date	

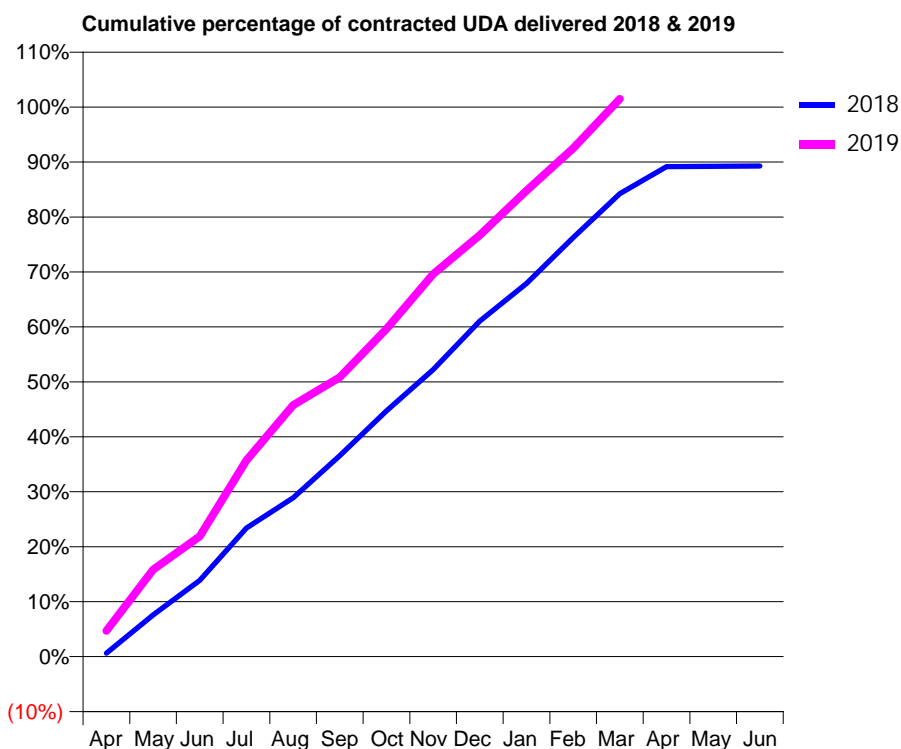
18/19 Contracted general activity (UDA)	21,072
Carry forward general activity (UDA)	0
18/19 Contracted orthodontic activity (UOA)	0
Carry forward orthodontic activity (UOA)	0
Baseline contract value	£582,873.51

ACCESS*

Patients seen in 24 months	Total	Change since previous quarter
Quarter ending March 2018	8,482	
Quarter ending June 2018	8,623	→
Quarter ending September 2018	8,617	→
Quarter ending December 2018	8,426	↓
Quarter ending March 2019	8,218	↓
Variance since March 2018	(3.1%)	↓



ACTIVITY



Month	Adjusted Scheduled Activity (UDA)	
	2018	2019
April	164	990
May	1,956	3,335
June	3,581	4,610
July	6,043	7,523
August	7,468	9,641
September	9,440	10,712
October	11,543	12,567
November	13,490	14,671
December	15,769	16,163
January	17,539	17,866
February	19,693	19,498
March	21,754	21,382
April	23,028	
May	23,039	
June	23,048	

QUALITY

	Quantity	Base Number	Contract	AT	Region	England
% of FP17s for the same patient ID Re-attending within 3 months - Children	115	1,629	7.1%	9.4%	11.3%	11.8%
% of FP17s for the same patient ID Re-attending within 3 months - Adults	1,240	9,370	13.2%	14.0%	15.4%	15.7%
% of FP17s for the same patient ID Re-attending between 3 & 9 months - Children	942	1,629	57.8%	60.1%	61.3%	58.9%
% of FP17s for the same patient ID Re-attending between 3 & 9 months - Adults	4,867	9,370	51.9%	50.5%	52.1%	50.8%
% of FP17s for Band 1 Urgent Courses	941	10,502	9.0%	10.1%	9.5%	9.1%
% of FP17s Relating to Free Repair or Replacements	38	10,502	0.4%	0.9%	0.6%	0.8%
% of FP17s Relating to Continuations	181	10,502	1.7%	1.0%	0.8%	0.9%
% of Patients satisfied with the dentistry they have received	11	12	91.7%	93.2%	92.4%	92.5%
% of Patients satisfied with the time they had to wait for an appointment	10	12	83.3%	84.5%	86.3%	87.0%

* This is based on patients treated on this contract for their most recent course of treatment. Figures in italics indicate the base number of FP17s or Patient Questionnaire responses are less than 100. N/A is shown where the base number of responses is less than 10 during the period. % is calculated as Quantity/Base number*100

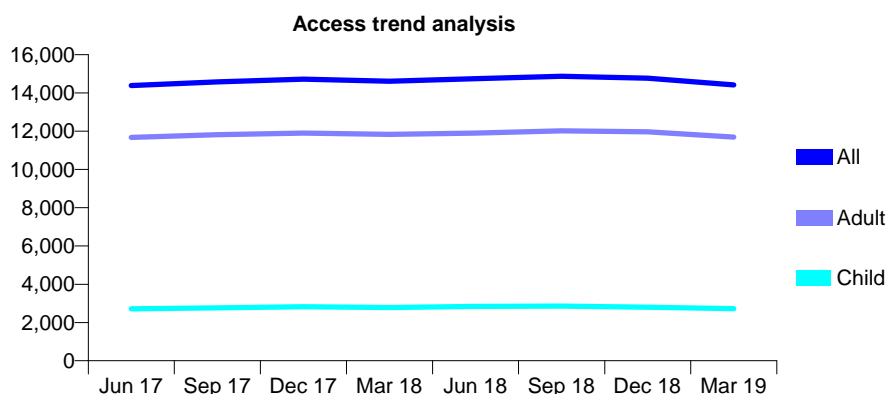
Q66 - Vital Signs At a Glance Contract Report for 101370/0122 - March 2019

Name or company name	Petrie Tucker & Partners Ltd
Contract type name	GDS Contract
Purpose of contract	General
Contract start date	01/04/2009
Contract end date	

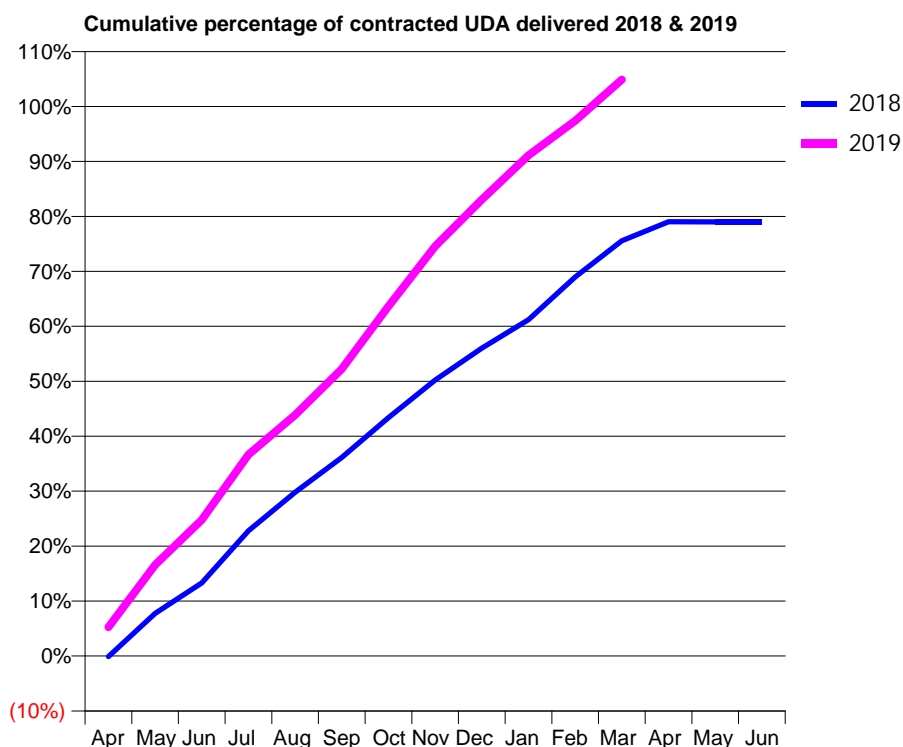
18/19 Contracted general activity (UDA)	35,000
Carry forward general activity (UDA)	0
18/19 Contracted orthodontic activity (UOA)	0
Carry forward orthodontic activity (UOA)	0
Baseline contract value	£1,036,317.89

ACCESS*

Patients seen in 24 months	Total	Change since previous quarter
Quarter ending March 2018	14,611	
Quarter ending June 2018	14,747	→
Quarter ending September 2018	14,869	→
Quarter ending December 2018	14,767	→
Quarter ending March 2019	14,418	↓
Variance since March 2018	(1.3%)	↓



ACTIVITY



Month	Adjusted Scheduled Activity (UDA)	
	2018	2019
April	-61	1,842
May	3,740	5,808
June	6,404	8,665
July	10,975	12,832
August	14,352	15,354
September	17,390	18,281
October	20,887	22,271
November	24,191	26,099
December	26,981	29,061
January	29,470	31,892
February	33,218	34,086
March	36,386	36,712
April	38,056	
May	38,044	
June	38,046	

QUALITY

	Quantity	Base Number	Contract	AT	Region	England
% of FP17s for the same patient ID Re-attending within 3 months - Children	143	3,601	4.0%	9.4%	11.3%	11.8%
% of FP17s for the same patient ID Re-attending within 3 months - Adults	1,453	14,369	10.1%	14.0%	15.4%	15.7%
% of FP17s for the same patient ID Re-attending between 3 & 9 months - Children	2,062	3,601	57.3%	60.1%	61.3%	58.9%
% of FP17s for the same patient ID Re-attending between 3 & 9 months - Adults	6,859	14,369	47.7%	50.5%	52.1%	50.8%
% of FP17s for Band 1 Urgent Courses	1,098	17,217	6.4%	10.1%	9.5%	9.1%
% of FP17s Relating to Free Repair or Replacements	165	17,217	1.0%	0.9%	0.6%	0.8%
% of FP17s Relating to Continuations	242	17,217	1.4%	1.0%	0.8%	0.9%
% of Patients satisfied with the dentistry they have received	7	7	N/A	93.2%	92.4%	92.5%
% of Patients satisfied with the time they had to wait for an appointment	6	7	N/A	84.5%	86.3%	87.0%

* This is based on patients treated on this contract for their most recent course of treatment.

Figures in italics indicate the base number of FP17s or Patient Questionnaire responses are less than 100. N/A is shown where the base number of responses is less than 10 during the period. % is calculated as Quantity/Base number*100

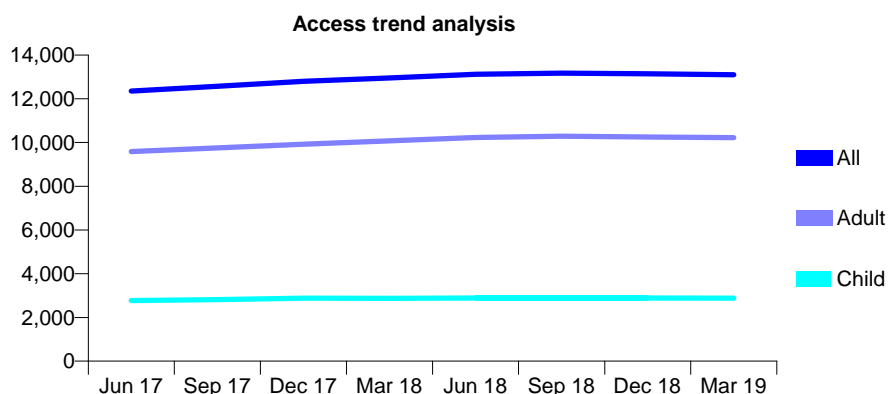
Q66 - Vital Signs At a Glance Contract Report for 101435/0057 - March 2019

Name or company name	IDH Limited
Contract type name	GDS Contract
Purpose of contract	General
Contract start date	01/04/2007
Contract end date	

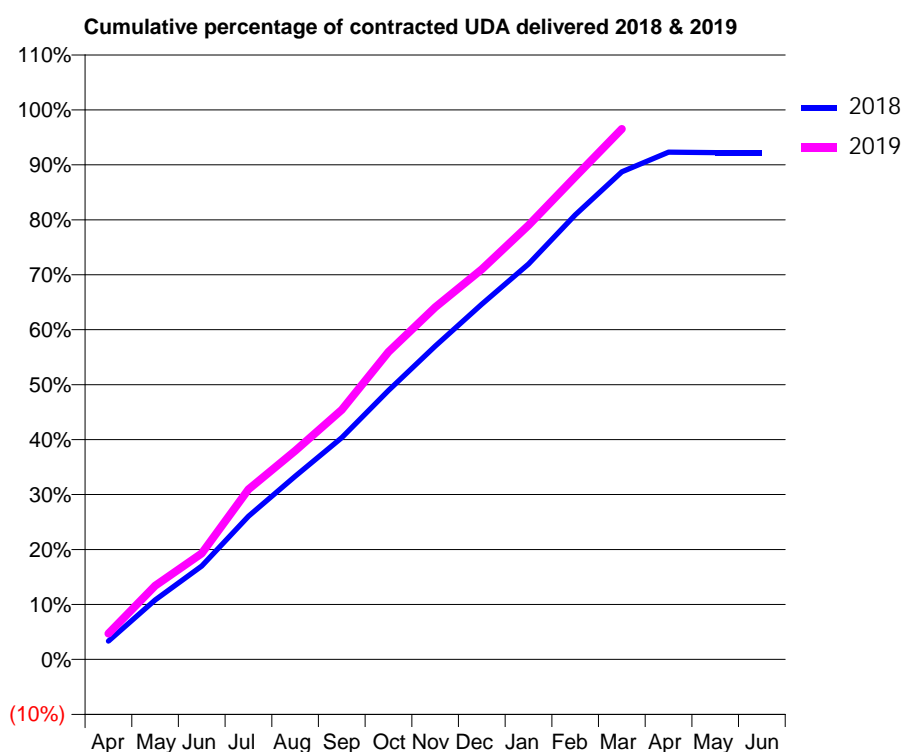
18/19 Contracted general activity (UDA)	31,973
Carry forward general activity (UDA)	0
18/19 Contracted orthodontic activity (UOA)	0
Carry forward orthodontic activity (UOA)	0
Baseline contract value	£742,526.63

ACCESS*

Patients seen in 24 months	Total	Change since previous quarter
Quarter ending March 2018	12,952	
Quarter ending June 2018	13,120	→
Quarter ending September 2018	13,176	→
Quarter ending December 2018	13,140	→
Quarter ending March 2019	13,103	→
Variance since March 2018	1.2%	→



ACTIVITY



Month	Adjusted Scheduled Activity (UDA)	
	2018	2019
April	1,199	1,504
May	3,891	4,290
June	6,114	6,172
July	9,368	9,894
August	11,991	12,142
September	14,516	14,518
October	17,600	17,889
November	20,508	20,486
December	23,255	22,700
January	25,881	25,255
February	29,096	28,074
March	31,907	30,865
April	33,204	
May	33,181	
June	33,180	

QUALITY

	Quantity	Base Number	Contract	AT	Region	England
% of FP17s for the same patient ID Re-attending within 3 months - Children	132	3,750	3.5%	9.4%	11.3%	11.8%
% of FP17s for the same patient ID Re-attending within 3 months - Adults	1,002	11,748	8.5%	14.0%	15.4%	15.7%
% of FP17s for the same patient ID Re-attending between 3 & 9 months - Children	2,010	3,750	53.6%	60.1%	61.3%	58.9%
% of FP17s for the same patient ID Re-attending between 3 & 9 months - Adults	4,632	11,748	39.4%	50.5%	52.1%	50.8%
% of FP17s for Band 1 Urgent Courses	1,059	14,974	7.1%	10.1%	9.5%	9.1%
% of FP17s Relating to Free Repair or Replacements	64	14,974	0.4%	0.9%	0.6%	0.8%
% of FP17s Relating to Continuations	97	14,974	0.6%	1.0%	0.8%	0.9%
% of Patients satisfied with the dentistry they have received	18	20	90.0%	93.2%	92.4%	92.5%
% of Patients satisfied with the time they had to wait for an appointment	17	20	85.0%	84.5%	86.3%	87.0%

* This is based on patients treated on this contract for their most recent course of treatment. Figures in italics indicate the base number of FP17s or Patient Questionnaire responses are less than 100. N/A is shown where the base number of responses is less than 10 during the period. % is calculated as Quantity/Base number*100

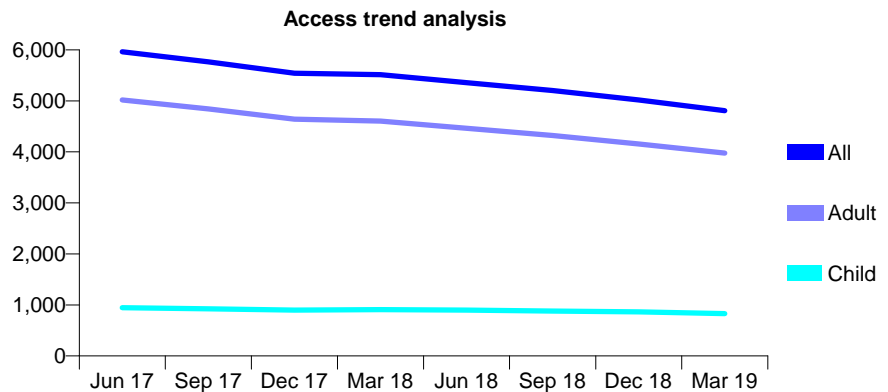
Q66 - Vital Signs At a Glance Contract Report for 101435/0075 - March 2019

Name or company name	IDH Limited
Contract type name	GDS Contract
Purpose of contract	General
Contract start date	10/12/2007
Contract end date	

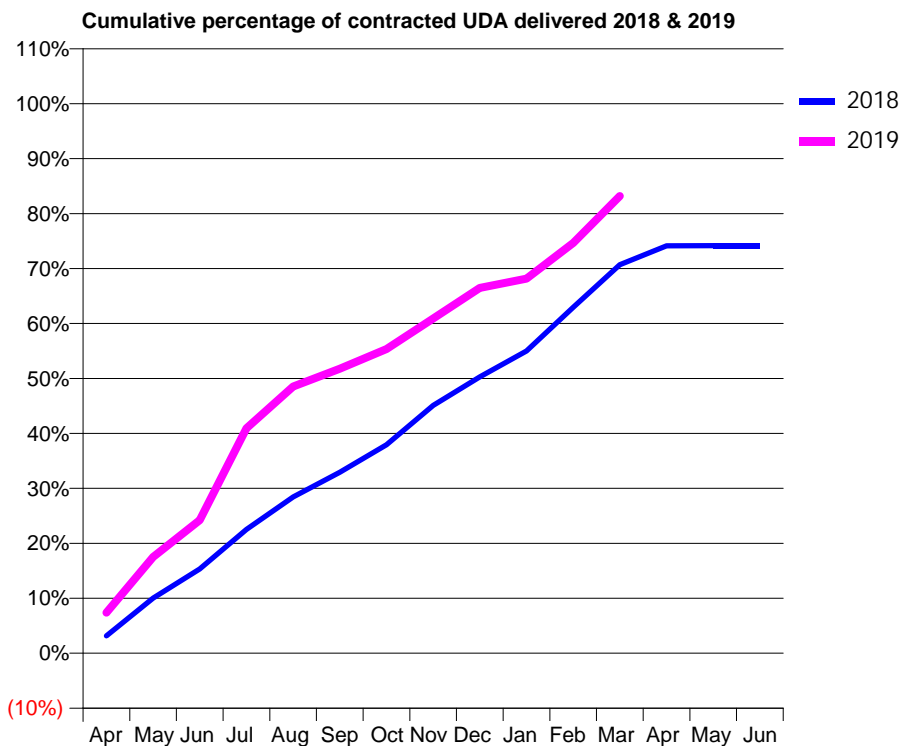
18/19 Contracted general activity (UDA)	8,770
Carry forward general activity (UDA)	0
18/19 Contracted orthodontic activity (UOA)	0
Carry forward orthodontic activity (UOA)	0
Baseline contract value	£223,364.62

ACCESS*

Patients seen in 24 months	Total	Change since previous quarter
Quarter ending March 2018	5,512	
Quarter ending June 2018	5,359	↓
Quarter ending September 2018	5,203	↓
Quarter ending December 2018	5,019	↓
Quarter ending March 2019	4,808	↓
Variance since March 2018	(12.8%)	↓



ACTIVITY



Month	2018	2019
April	624	647
May	1,981	1,536
June	3,025	2,124
July	4,448	3,590
August	5,616	4,258
September	6,500	4,540
October	7,495	4,852
November	8,907	5,342
December	9,928	5,830
January	10,862	5,976
February	12,435	6,546
March	13,964	7,293
April	14,638	
May	14,642	
June	14,642	

QUALITY

	Quantity	Base Number	Contract	AT	Region	England
% of FP17s for the same patient ID Re-attending within 3 months - Children	34	986	3.4%	9.4%	11.3%	11.8%
% of FP17s for the same patient ID Re-attending within 3 months - Adults	246	3,186	7.7%	14.0%	15.4%	15.7%
% of FP17s for the same patient ID Re-attending between 3 & 9 months - Children	562	986	57.0%	60.1%	61.3%	58.9%
% of FP17s for the same patient ID Re-attending between 3 & 9 months - Adults	1,512	3,186	47.5%	50.5%	52.1%	50.8%
% of FP17s for Band 1 Urgent Courses	432	3,896	11.1%	10.1%	9.5%	9.1%
% of FP17s Relating to Free Repair or Replacements	38	3,896	1.0%	0.9%	0.6%	0.8%
% of FP17s Relating to Continuations	26	3,896	0.7%	1.0%	0.8%	0.9%
% of Patients satisfied with the dentistry they have received	1	1	N/A	93.2%	92.4%	92.5%
% of Patients satisfied with the time they had to wait for an appointment	1	1	N/A	84.5%	86.3%	87.0%

* This is based on patients treated on this contract for their most recent course of treatment. Figures in italics indicate the base number of FP17s or Patient Questionnaire responses are less than 100. N/A is shown where the base number of responses is less than 10 during the period. % is calculated as Quantity/Base number*100

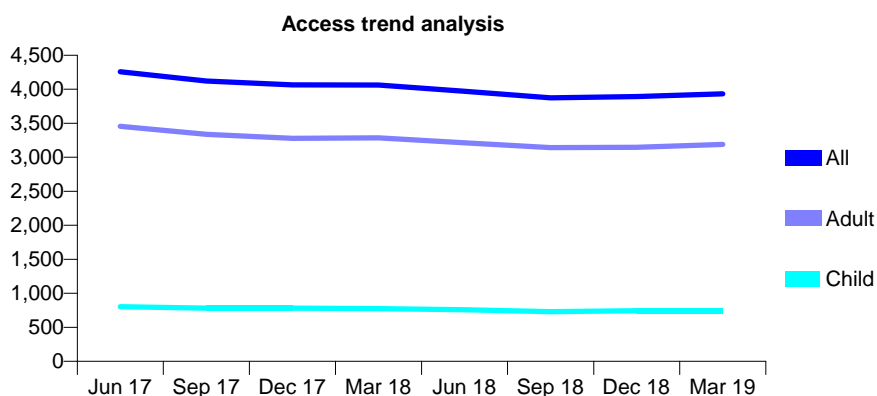
Q66 - Vital Signs At a Glance Contract Report for 102601/0001 - March 2019

Name or company name	Smile Care Plymouth Ltd
Contract type name	GDS Contract
Purpose of contract	General
Contract start date	01/09/2012
Contract end date	

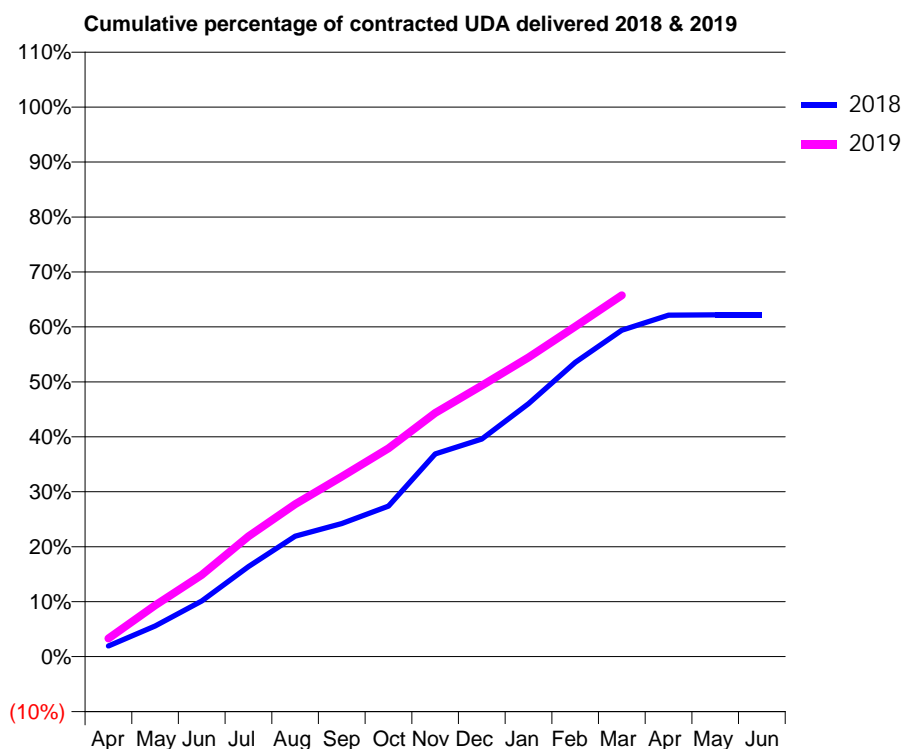
18/19 Contracted general activity (UDA)	14,000
Carry forward general activity (UDA)	0
18/19 Contracted orthodontic activity (UOA)	0
Carry forward orthodontic activity (UOA)	0
Baseline contract value	£333,333.78

ACCESS*

Patients seen in 24 months	Total	Change since previous quarter
Quarter ending March 2018	4,062	
Quarter ending June 2018	3,971	↓
Quarter ending September 2018	3,874	↓
Quarter ending December 2018	3,894	→
Quarter ending March 2019	3,933	→
Variance since March 2018	(3.2%)	↓



ACTIVITY



Month	Adjusted Scheduled Activity (UDA)	
	2018	2019
April	346	464
May	1,001	1,307
June	1,823	2,081
July	2,952	3,066
August	3,946	3,886
September	4,362	4,584
October	4,929	5,306
November	6,637	6,208
December	7,128	6,905
January	8,285	7,623
February	9,640	8,410
March	10,693	9,206
April	11,186	
May	11,193	
June	11,193	

QUALITY

	Quantity	Base Number	Contract	AT	Region	England
% of FP17s for the same patient ID Re-attending within 3 months - Children	57	894	6.4%	9.4%	11.3%	11.8%
% of FP17s for the same patient ID Re-attending within 3 months - Adults	440	3,667	12.0%	14.0%	15.4%	15.7%
% of FP17s for the same patient ID Re-attending between 3 & 9 months - Children	372	894	41.6%	60.1%	61.3%	58.9%
% of FP17s for the same patient ID Re-attending between 3 & 9 months - Adults	1,569	3,667	42.8%	50.5%	52.1%	50.8%
% of FP17s for Band 1 Urgent Courses	779	4,410	17.7%	10.1%	9.5%	9.1%
% of FP17s Relating to Free Repair or Replacements	48	4,410	1.1%	0.9%	0.6%	0.8%
% of FP17s Relating to Continuations	15	4,410	0.3%	1.0%	0.8%	0.9%
% of Patients satisfied with the dentistry they have received	1	2	N/A	93.2%	92.4%	92.5%
% of Patients satisfied with the time they had to wait for an appointment	0	2	N/A	84.5%	86.3%	87.0%

* This is based on patients treated on this contract for their most recent course of treatment. Figures in italics indicate the base number of FP17s or Patient Questionnaire responses are less than 100. N/A is shown where the base number of responses is less than 10 during the period. % is calculated as Quantity/Base number*100

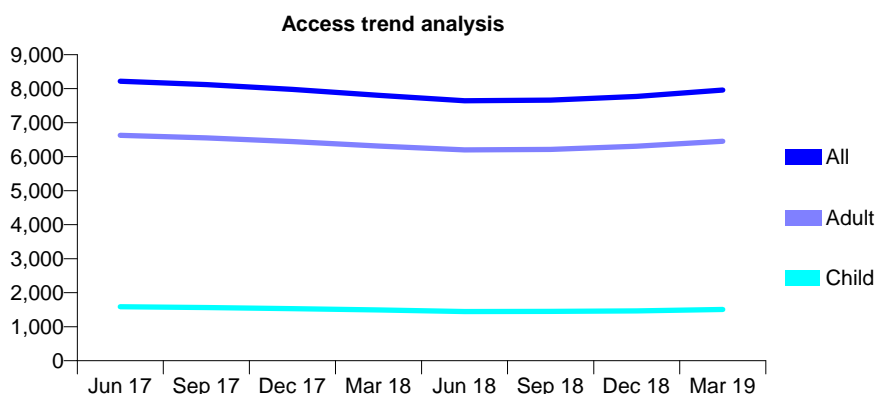
Q66 - Vital Signs At a Glance Contract Report for 102849/0001 - March 2019

Name or company name	Kings Avenue Dental Practice
Contract type name	GDS Contract
Purpose of contract	General
Contract start date	06/12/2013
Contract end date	

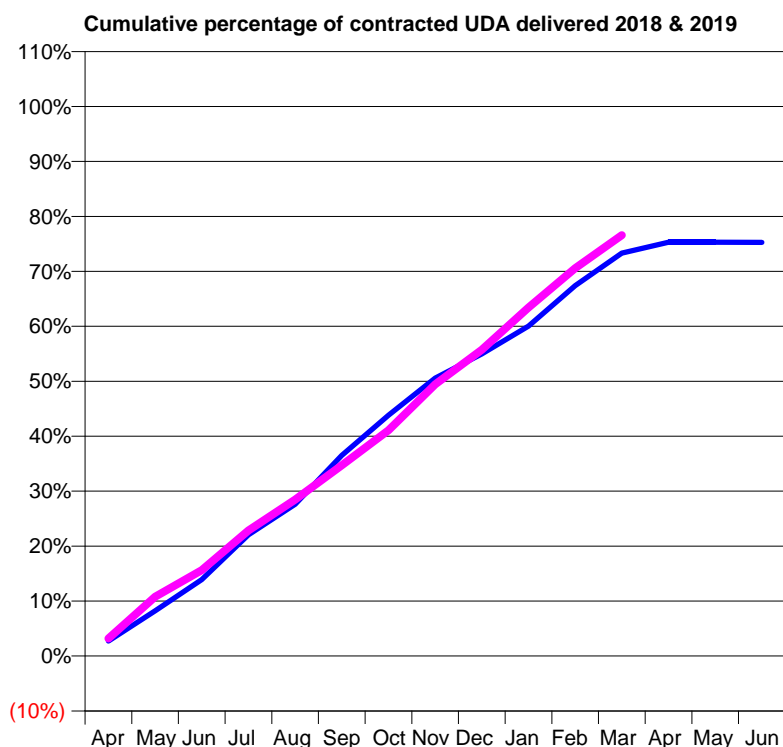
18/19 Contracted general activity (UDA)	26,339
Carry forward general activity (UDA)	0
18/19 Contracted orthodontic activity (UOA)	0
Carry forward orthodontic activity (UOA)	0
Baseline contract value	£661,354.22

ACCESS*

Patients seen in 24 months	Total	Change since previous quarter
Quarter ending March 2018	7,804	
Quarter ending June 2018	7,644	↓
Quarter ending September 2018	7,665	→
Quarter ending December 2018	7,771	→
Quarter ending March 2019	7,959	↑
Variance since March 2018	2.0%	→



ACTIVITY



Month	Adjusted Scheduled Activity (UDA)	
	2018	2019
April	721	842
May	2,170	2,839
June	3,663	4,113
July	5,810	6,016
August	7,279	7,499
September	9,613	9,145
October	11,541	10,817
November	13,316	13,022
December	14,480	14,679
January	15,812	16,705
February	17,752	18,591
March	19,309	20,170
April	19,832	
May	19,828	
June	19,826	

QUALITY

	Quantity	Base Number	Contract	AT	Region	England
% of FP17s for the same patient ID Re-attending within 3 months - Children	136	2,339	5.8%	9.4%	11.3%	11.8%
% of FP17s for the same patient ID Re-attending within 3 months - Adults	1,343	9,429	14.2%	14.0%	15.4%	15.7%
% of FP17s for the same patient ID Re-attending between 3 & 9 months - Children	1,364	2,339	58.3%	60.1%	61.3%	58.9%
% of FP17s for the same patient ID Re-attending between 3 & 9 months - Adults	4,823	9,429	51.2%	50.5%	52.1%	50.8%
% of FP17s for Band 1 Urgent Courses	1,128	11,487	9.8%	10.1%	9.5%	9.1%
% of FP17s Relating to Free Repair or Replacements	347	11,487	3.0%	0.9%	0.6%	0.8%
% of FP17s Relating to Continuations	78	11,487	0.7%	1.0%	0.8%	0.9%
% of Patients satisfied with the dentistry they have received	7	7	N/A	93.2%	92.4%	92.5%
% of Patients satisfied with the time they had to wait for an appointment	7	7	N/A	84.5%	86.3%	87.0%

* This is based on patients treated on this contract for their most recent course of treatment. Figures in italics indicate the base number of FP17s or Patient Questionnaire responses are less than 100. N/A is shown where the base number of responses is less than 10 during the period. % is calculated as Quantity/Base number*100

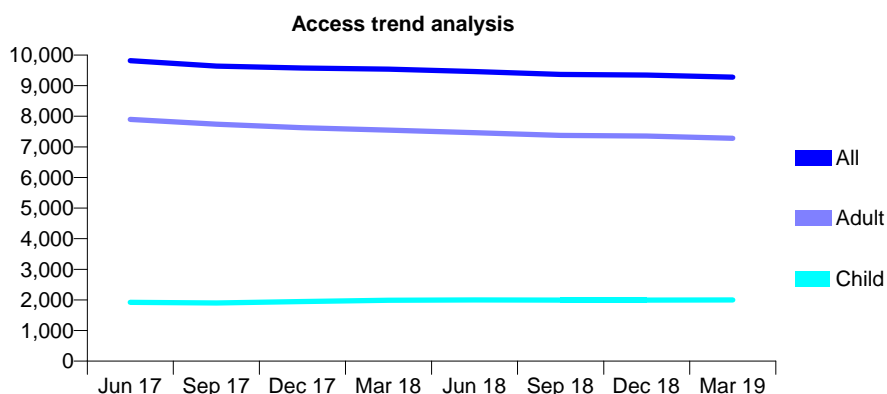
Q66 - Vital Signs At a Glance Contract Report for 106828/0001 - March 2019

Name or company name	Fairfield House
Contract type name	GDS Contract
Purpose of contract	General and Orthodontic
Contract start date	01/10/2014
Contract end date	

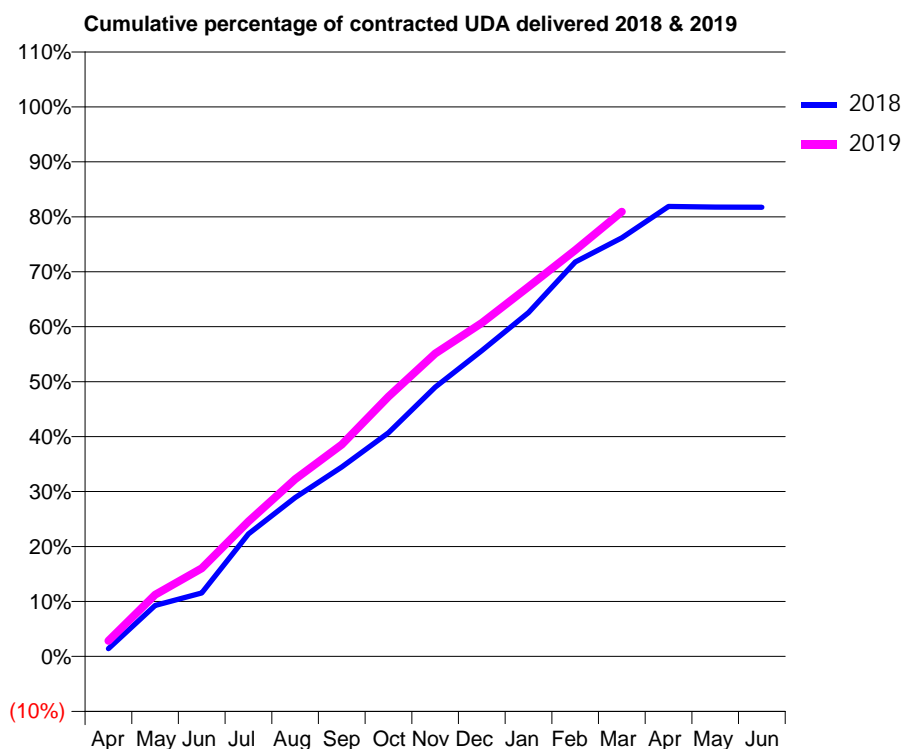
18/19 Contracted general activity (UDA)	29,644
Carry forward general activity (UDA)	0
18/19 Contracted orthodontic activity (UOA)	27
Carry forward orthodontic activity (UOA)	0
Baseline contract value	£769,784.80

ACCESS*

Patients seen in 24 months	Total	Change since previous quarter
Quarter ending March 2018	9,540	
Quarter ending June 2018	9,464	→
Quarter ending September 2018	9,366	↓
Quarter ending December 2018	9,346	→
Quarter ending March 2019	9,281	→
Variance since March 2018	(2.7%)	↓



ACTIVITY



Month	2018	2019
April	419	843
May	2,751	3,330
June	3,419	4,750
July	6,605	7,283
August	8,568	9,561
September	10,217	11,429
October	12,066	14,016
November	14,525	16,338
December	16,490	17,990
January	18,546	19,937
February	21,274	21,917
March	22,580	23,989
April	24,266	
May	24,237	
June	24,230	

QUALITY

	Quantity	Base Number	Contract	AT	Region	England
% of FP17s for the same patient ID Re-attending within 3 months - Children	283	3,394	8.3%	9.4%	11.3%	11.8%
% of FP17s for the same patient ID Re-attending within 3 months - Adults	2,297	11,658	19.7%	14.0%	15.4%	15.7%
% of FP17s for the same patient ID Re-attending between 3 & 9 months - Children	2,161	3,394	63.7%	60.1%	61.3%	58.9%
% of FP17s for the same patient ID Re-attending between 3 & 9 months - Adults	6,189	11,658	53.1%	50.5%	52.1%	50.8%
% of FP17s for Band 1 Urgent Courses	1,174	12,922	9.1%	10.1%	9.5%	9.1%
% of FP17s Relating to Free Repair or Replacements	192	12,922	1.5%	0.9%	0.6%	0.8%
% of FP17s Relating to Continuations	130	12,922	1.0%	1.0%	0.8%	0.9%
% of Patients satisfied with the dentistry they have received	3	3	N/A	93.2%	92.4%	92.5%
% of Patients satisfied with the time they had to wait for an appointment	3	3	N/A	84.5%	86.3%	87.0%

* This is based on patients treated on this contract for their most recent course of treatment. Figures in italics indicate the base number of FP17s or Patient Questionnaire responses are less than 100. N/A is shown where the base number of responses is less than 10 during the period. % is calculated as Quantity/Base number*100

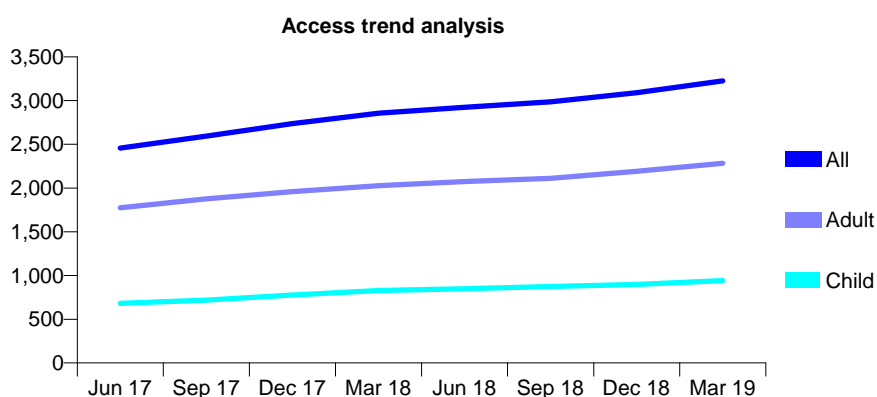
Q66 - Vital Signs At a Glance Contract Report for 107956/0002 - March 2019

Name or company name	Smile Care (Cornwall) Ltd
Contract type name	PDS Contract
Purpose of contract	General
Contract start date	15/01/2016
Contract end date	14/01/2021

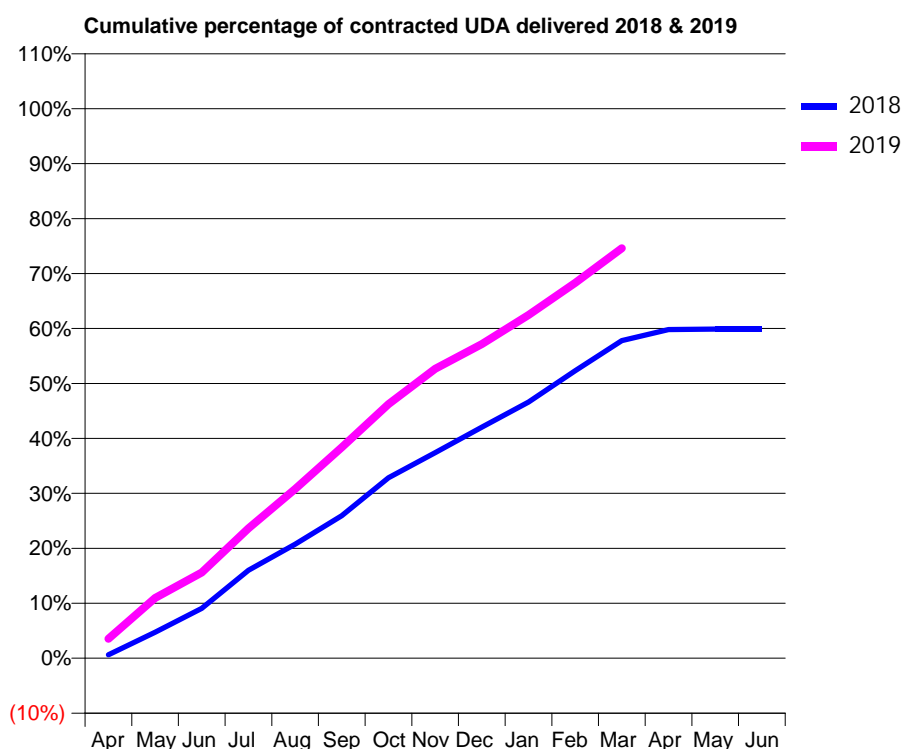
18/19 Contracted general activity (UDA)	14,000
Carry forward general activity (UDA)	0
18/19 Contracted orthodontic activity (UOA)	0
Carry forward orthodontic activity (UOA)	0
Baseline contract value	£352,620.97

ACCESS*

Patients seen in 24 months	Total	Change since previous quarter
Quarter ending March 2018	2,856	
Quarter ending June 2018	2,923	↑
Quarter ending September 2018	2,985	↑
Quarter ending December 2018	3,091	↑
Quarter ending March 2019	3,224	↑
Variance since March 2018	12.9%	↑



ACTIVITY



Month	2018	2019
April	92	496
May	664	1,538
June	1,270	2,183
July	2,241	3,308
August	2,906	4,314
September	3,629	5,373
October	4,598	6,474
November	5,237	7,375
December	5,886	8,004
January	6,524	8,743
February	7,327	9,561
March	8,089	10,444
April	8,372	
May	8,386	
June	8,388	

QUALITY

	Quantity	Base Number	Contract	AT	Region	England
% of FP17s for the same patient ID Re-attending within 3 months - Children	90	1,259	7.1%	9.4%	11.3%	11.8%
% of FP17s for the same patient ID Re-attending within 3 months - Adults	519	3,002	17.3%	14.0%	15.4%	15.7%
% of FP17s for the same patient ID Re-attending between 3 & 9 months - Children	680	1,259	54.0%	60.1%	61.3%	58.9%
% of FP17s for the same patient ID Re-attending between 3 & 9 months - Adults	1,232	3,002	41.0%	50.5%	52.1%	50.8%
% of FP17s for Band 1 Urgent Courses	333	4,136	8.1%	10.1%	9.5%	9.1%
% of FP17s Relating to Free Repair or Replacements	48	4,136	1.2%	0.9%	0.6%	0.8%
% of FP17s Relating to Continuations	54	4,136	1.3%	1.0%	0.8%	0.9%
% of Patients satisfied with the dentistry they have received	3	3	N/A	93.2%	92.4%	92.5%
% of Patients satisfied with the time they had to wait for an appointment	3	3	N/A	84.5%	86.3%	87.0%

* This is based on patients treated on this contract for their most recent course of treatment.

Figures in italics indicate the base number of FP17s or Patient Questionnaire responses are less than 100. N/A is shown where the base number of responses is less than 10 during the period. % is calculated as Quantity/Base number*100

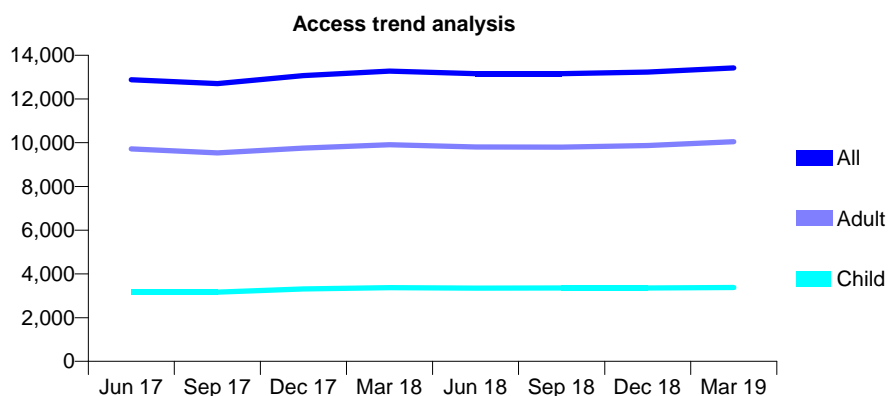
Q66 - Vital Signs At a Glance Contract Report for 107980/0001 - March 2019

Name or company name	BM Pearson Ltd
Contract type name	GDS Contract
Purpose of contract	General
Contract start date	01/10/2006
Contract end date	

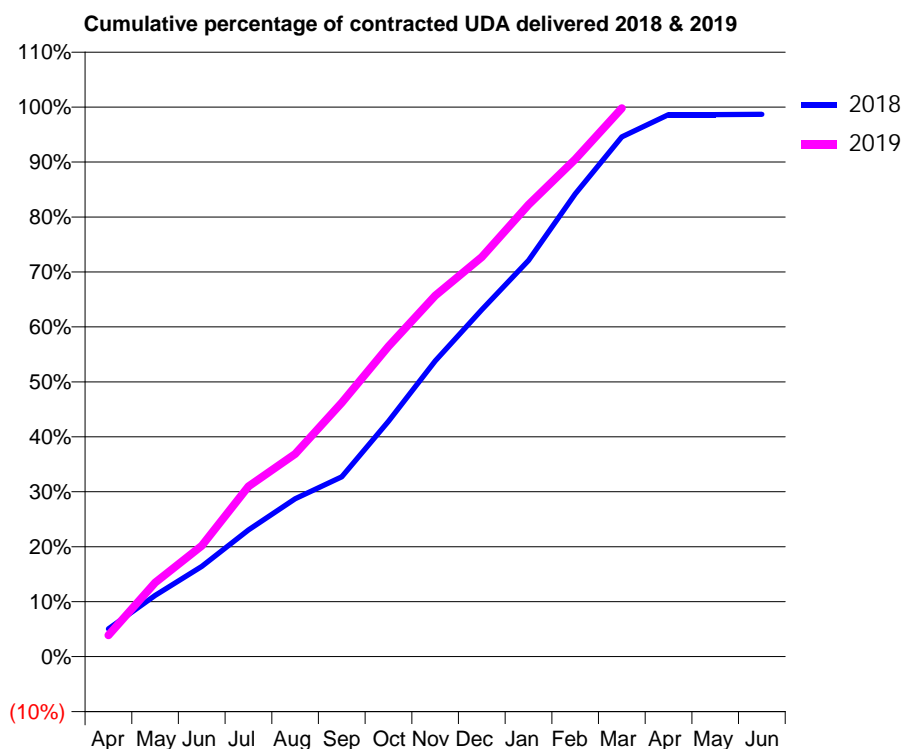
18/19 Contracted general activity (UDA)	36,970
Carry forward general activity (UDA)	491
18/19 Contracted orthodontic activity (UOA)	0
Carry forward orthodontic activity (UOA)	0
Baseline contract value	£1,233,653.31

ACCESS*

Patients seen in 24 months	Total	Change since previous quarter
Quarter ending March 2018	13,275	
Quarter ending June 2018	13,155	→
Quarter ending September 2018	13,161	→
Quarter ending December 2018	13,235	→
Quarter ending March 2019	13,425	→
Variance since March 2018	1.1%	→



ACTIVITY



Month	Adjusted Scheduled Activity (UDA)	
	2018	2019
April	1,871	1,443
May	4,124	4,985
June	6,067	7,462
July	8,520	11,456
August	10,622	13,642
September	12,101	17,081
October	15,829	20,871
November	19,891	24,284
December	23,342	26,885
January	26,646	30,404
February	31,137	33,463
March	34,963	36,888
April	36,466	
May	36,467	
June	36,479	

QUALITY

	Quantity	Base Number	Contract	AT	Region	England
% of FP17s for the same patient ID Re-attending within 3 months - Children	317	4,695	6.8%	9.4%	11.3%	11.8%
% of FP17s for the same patient ID Re-attending within 3 months - Adults	1,493	11,780	12.7%	14.0%	15.4%	15.7%
% of FP17s for the same patient ID Re-attending between 3 & 9 months - Children	2,805	4,695	59.7%	60.1%	61.3%	58.9%
% of FP17s for the same patient ID Re-attending between 3 & 9 months - Adults	5,104	11,780	43.3%	50.5%	52.1%	50.8%
% of FP17s for Band 1 Urgent Courses	1,568	15,874	9.9%	10.1%	9.5%	9.1%
% of FP17s Relating to Free Repair or Replacements	119	15,874	0.7%	0.9%	0.6%	0.8%
% of FP17s Relating to Continuations	64	15,874	0.4%	1.0%	0.8%	0.9%
% of Patients satisfied with the dentistry they have received	7	8	N/A	93.2%	92.4%	92.5%
% of Patients satisfied with the time they had to wait for an appointment	7	8	N/A	84.5%	86.3%	87.0%

* This is based on patients treated on this contract for their most recent course of treatment. Figures in italics indicate the base number of FP17s or Patient Questionnaire responses are less than 100. N/A is shown where the base number of responses is less than 10 during the period. % is calculated as Quantity/Base number*100

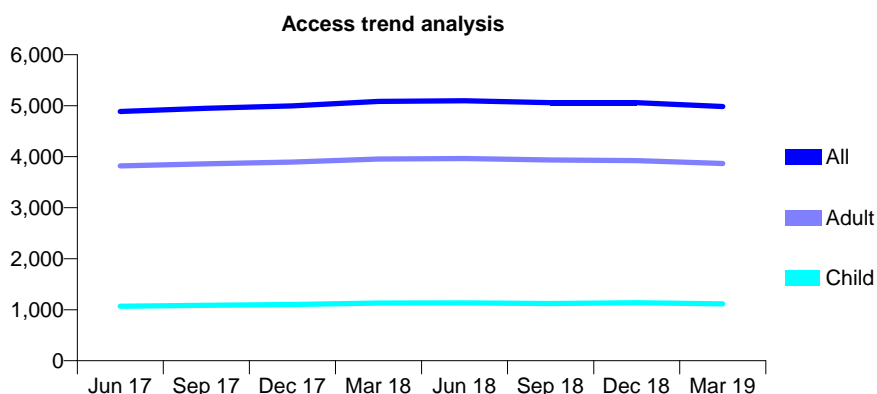
Q66 - Vital Signs At a Glance Contract Report for 108111/0001 - March 2019

Name or company name	Chulmleigh Dental Practice LTD
Contract type name	GDS Contract
Purpose of contract	General
Contract start date	01/11/2007
Contract end date	

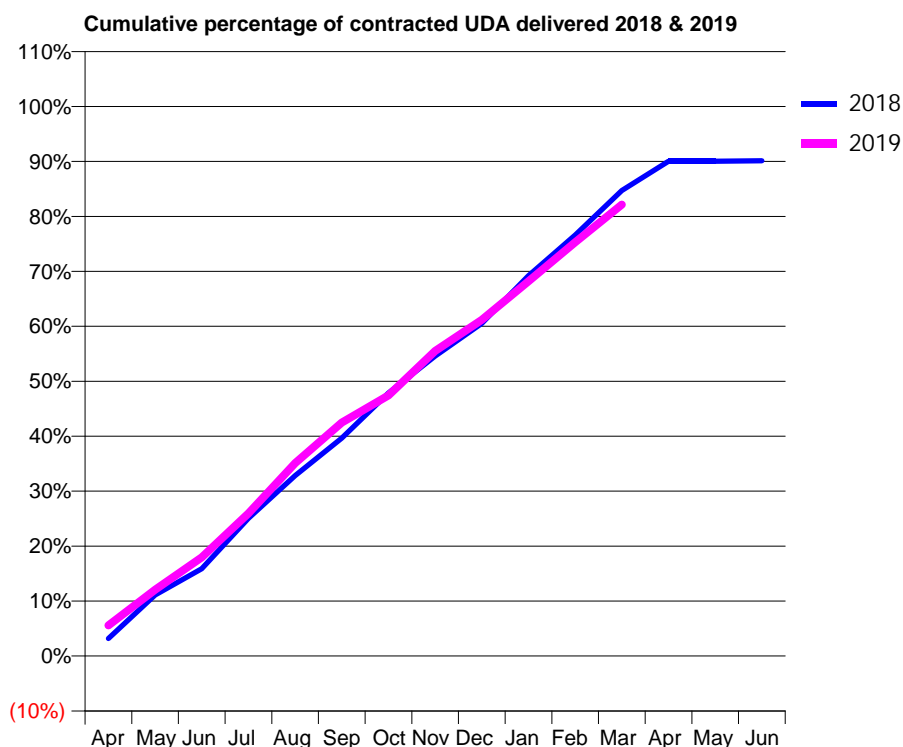
18/19 Contracted general activity (UDA)	12,315
Carry forward general activity (UDA)	0
18/19 Contracted orthodontic activity (UOA)	0
Carry forward orthodontic activity (UOA)	0
Baseline contract value	£340,680.29

ACCESS*

Patients seen in 24 months	Total	Change since previous quarter
Quarter ending March 2018	5,083	
Quarter ending June 2018	5,098	→
Quarter ending September 2018	5,060	→
Quarter ending December 2018	5,060	→
Quarter ending March 2019	4,985	↓
Variance since March 2018	(1.9%)	↓



ACTIVITY



Month	Adjusted Scheduled Activity (UDA)	
	2018	2019
April	392	690
May	1,367	1,487
June	1,956	2,211
July	3,086	3,196
August	4,046	4,322
September	4,883	5,232
October	5,893	5,840
November	6,724	6,836
December	7,454	7,532
January	8,524	8,399
February	9,433	9,272
March	10,431	10,114
April	11,087	
May	11,089	
June	11,099	

QUALITY

	Quantity	Base Number	Contract	AT	Region	England
% of FP17s for the same patient ID Re-attending within 3 months - Children	80	1,568	5.1%	9.4%	11.3%	11.8%
% of FP17s for the same patient ID Re-attending within 3 months - Adults	605	5,198	11.6%	14.0%	15.4%	15.7%
% of FP17s for the same patient ID Re-attending between 3 & 9 months - Children	952	1,568	60.7%	60.1%	61.3%	58.9%
% of FP17s for the same patient ID Re-attending between 3 & 9 months - Adults	2,956	5,198	56.9%	50.5%	52.1%	50.8%
% of FP17s for Band 1 Urgent Courses	407	5,625	7.2%	10.1%	9.5%	9.1%
% of FP17s Relating to Free Repair or Replacements	74	5,625	1.3%	0.9%	0.6%	0.8%
% of FP17s Relating to Continuations	26	5,625	0.5%	1.0%	0.8%	0.9%
% of Patients satisfied with the dentistry they have received	4	4	N/A	93.2%	92.4%	92.5%
% of Patients satisfied with the time they had to wait for an appointment	4	4	N/A	84.5%	86.3%	87.0%

* This is based on patients treated on this contract for their most recent course of treatment. Figures in italics indicate the base number of FP17s or Patient Questionnaire responses are less than 100. N/A is shown where the base number of responses is less than 10 during the period. % is calculated as Quantity/Base number*100

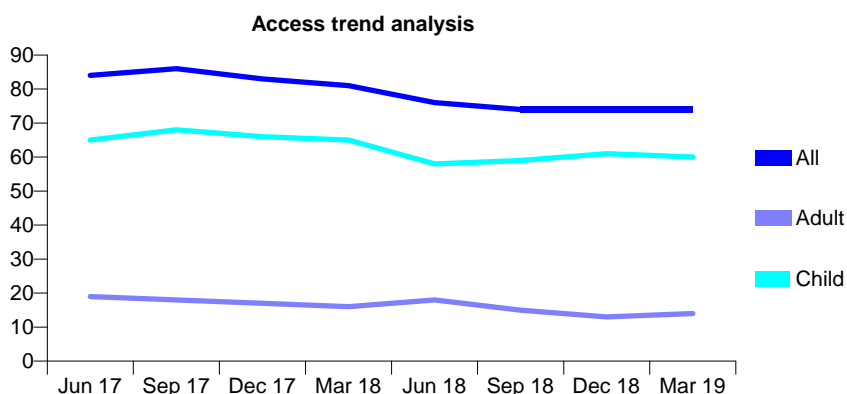
Q66 - Vital Signs At a Glance Contract Report for 109053/0001 - March 2019

Name or company name	Modbury Dental Practice Ltd
Contract type name	GDS Contract
Purpose of contract	General
Contract start date	01/07/2014
Contract end date	

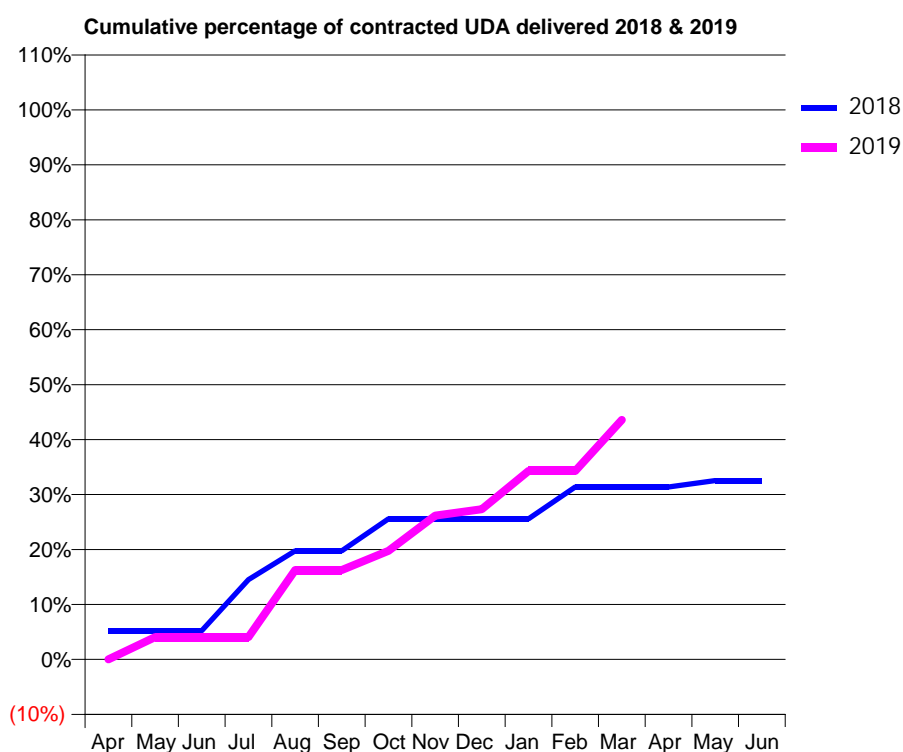
18/19 Contracted general activity (UDA)	172
Carry forward general activity (UDA)	0
18/19 Contracted orthodontic activity (UOA)	0
Carry forward orthodontic activity (UOA)	0
Baseline contract value	£4,870.12

ACCESS*

Patients seen in 24 months	Total	Change since previous quarter
Quarter ending March 2018	81	
Quarter ending June 2018	76	↓
Quarter ending September 2018	74	↓
Quarter ending December 2018	74	→
Quarter ending March 2019	74	→
Variance since March 2018	(8.6%)	↓



ACTIVITY



Month	Adjusted Scheduled Activity (UDA)	
	2018	2019
April	9	0
May	9	7
June	9	7
July	25	7
August	34	28
September	34	28
October	44	34
November	44	45
December	44	47
January	44	59
February	54	59
March	54	75
April	54	
May	56	
June	56	

QUALITY

	Quantity	Base Number	Contract	AT	Region	England
% of FP17s for the same patient ID Re-attending within 3 months - Children	1	71	1.4%	9.4%	11.3%	11.8%
% of FP17s for the same patient ID Re-attending within 3 months - Adults	0	8	0.0%	14.0%	15.4%	15.7%
% of FP17s for the same patient ID Re-attending between 3 & 9 months - Children	37	71	52.1%	60.1%	61.3%	58.9%
% of FP17s for the same patient ID Re-attending between 3 & 9 months - Adults	2	8	25.0%	50.5%	52.1%	50.8%
% of FP17s for Band 1 Urgent Courses	0	69	0.0%	10.1%	9.5%	9.1%
% of FP17s Relating to Free Repair or Replacements	0	69	0.0%	0.9%	0.6%	0.8%
% of FP17s Relating to Continuations	1	69	1.4%	1.0%	0.8%	0.9%
% of Patients satisfied with the dentistry they have received	0	0	N/A	93.2%	92.4%	92.5%
% of Patients satisfied with the time they had to wait for an appointment	0	0	N/A	84.5%	86.3%	87.0%

* This is based on patients treated on this contract for their most recent course of treatment. Figures in italics indicate the base number of FP17s or Patient Questionnaire responses are less than 100. N/A is shown where the base number of responses is less than 10 during the period. % is calculated as Quantity/Base number*100

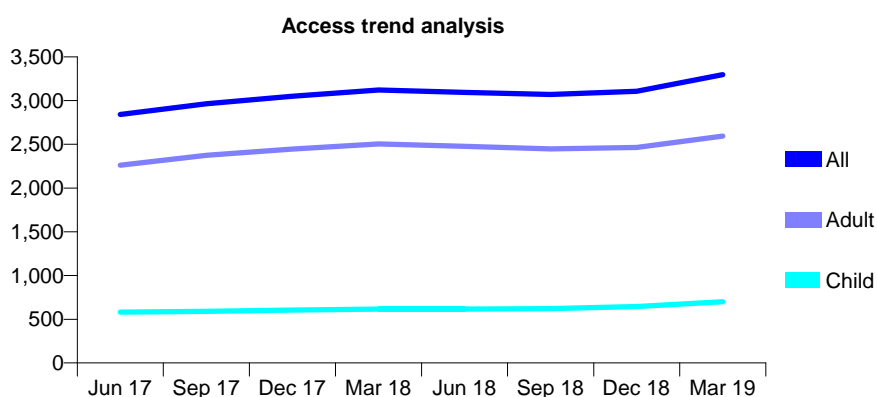
Q66 - Vital Signs At a Glance Contract Report for 110426/0001 - March 2019

Name or company name	Mount Wise Dental Practice
Contract type name	GDS Contract
Purpose of contract	General
Contract start date	01/01/2016
Contract end date	

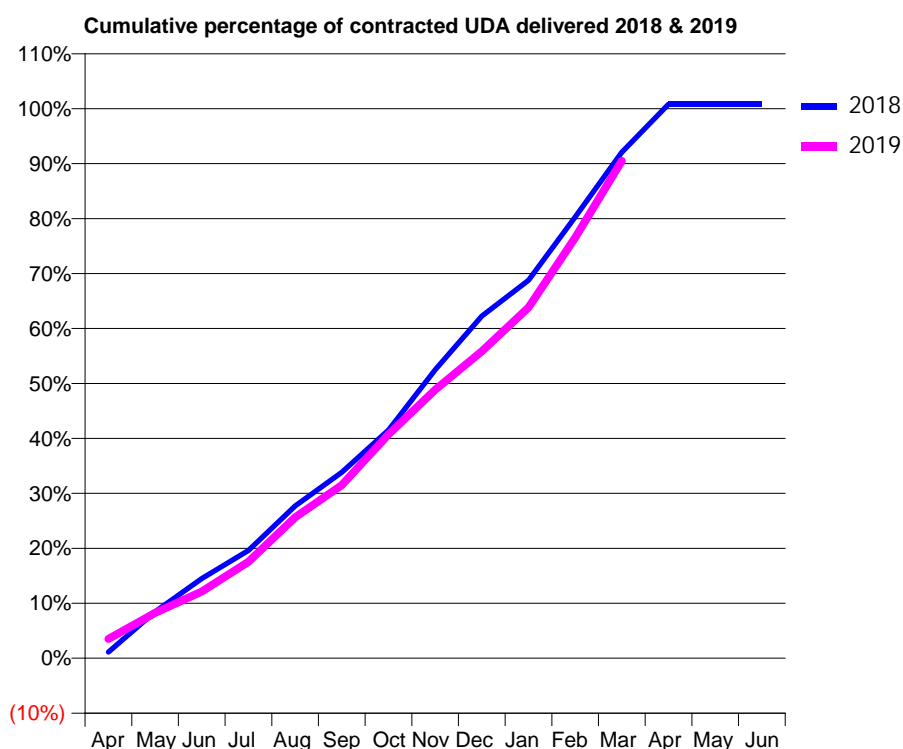
18/19 Contracted general activity (UDA)	9,056
Carry forward general activity (UDA)	-48
18/19 Contracted orthodontic activity (UOA)	0
Carry forward orthodontic activity (UOA)	0
Baseline contract value	£241,409.99

ACCESS*

Patients seen in 24 months	Total	Change since previous quarter
Quarter ending March 2018	3,121	
Quarter ending June 2018	3,093	→
Quarter ending September 2018	3,069	→
Quarter ending December 2018	3,107	→
Quarter ending March 2019	3,296	↑
Variance since March 2018	5.6%	↑



ACTIVITY



Adjusted Scheduled Activity (UDA)		
Month	2018	2019
April	68	317
May	514	749
June	880	1,100
July	1,191	1,590
August	1,683	2,322
September	2,052	2,853
October	2,519	3,688
November	3,187	4,426
December	3,779	5,058
January	4,174	5,781
February	4,874	6,933
March	5,588	8,195
April	6,117	
May	6,117	
June	6,117	

QUALITY

	Quantity	Base Number	Contract	AT	Region	England
% of FP17s for the same patient ID Re-attending within 3 months - Children	70	1,049	6.7%	9.4%	11.3%	11.8%
% of FP17s for the same patient ID Re-attending within 3 months - Adults	560	3,829	14.6%	14.0%	15.4%	15.7%
% of FP17s for the same patient ID Re-attending between 3 & 9 months - Children	491	1,049	46.8%	60.1%	61.3%	58.9%
% of FP17s for the same patient ID Re-attending between 3 & 9 months - Adults	1,667	3,829	43.5%	50.5%	52.1%	50.8%
% of FP17s for Band 1 Urgent Courses	207	3,586	5.8%	10.1%	9.5%	9.1%
% of FP17s Relating to Free Repair or Replacements	23	3,586	0.6%	0.9%	0.6%	0.8%
% of FP17s Relating to Continuations	77	3,586	2.1%	1.0%	0.8%	0.9%
% of Patients satisfied with the dentistry they have received	1	2	N/A	93.2%	92.4%	92.5%
% of Patients satisfied with the time they had to wait for an appointment	2	2	N/A	84.5%	86.3%	87.0%

* This is based on patients treated on this contract for their most recent course of treatment. Figures in italics indicate the base number of FP17s or Patient Questionnaire responses are less than 100. N/A is shown where the base number of responses is less than 10 during the period. % is calculated as Quantity/Base number*100

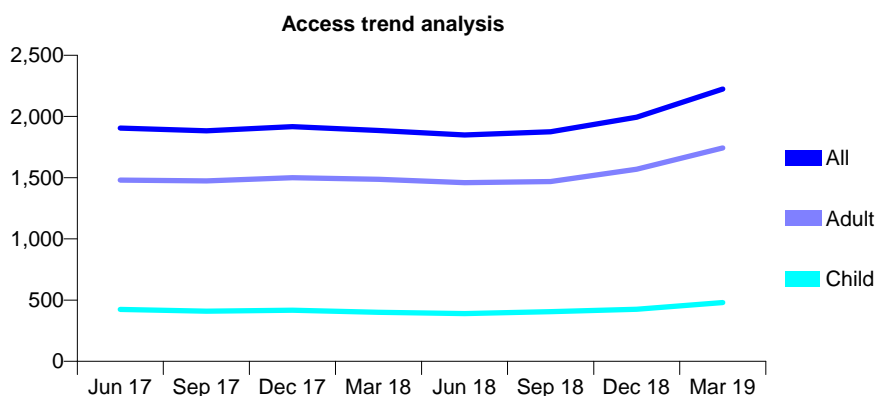
Q66 - Vital Signs At a Glance Contract Report for 110744/0001 - March 2019

Name or company name	Peks Dental LTD
Contract type name	GDS Contract
Purpose of contract	General
Contract start date	01/09/2009
Contract end date	

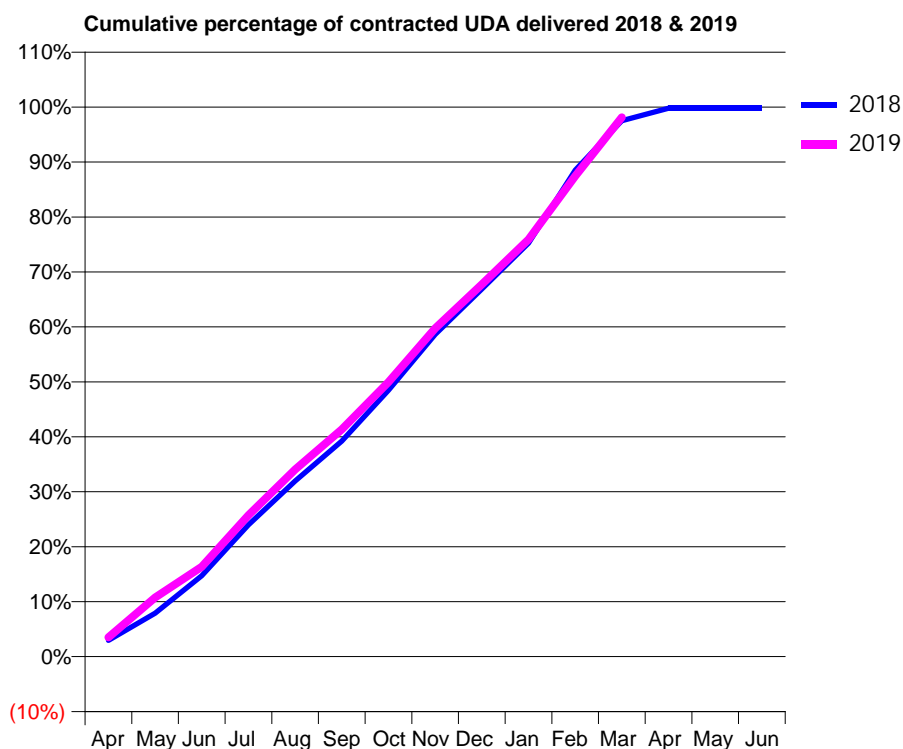
18/19 Contracted general activity (UDA)	6,000
Carry forward general activity (UDA)	14
18/19 Contracted orthodontic activity (UOA)	0
Carry forward orthodontic activity (UOA)	0
Baseline contract value	£165,440.97

ACCESS*

Patients seen in 24 months	Total	Change since previous quarter
Quarter ending March 2018	1,886	
Quarter ending June 2018	1,849	↓
Quarter ending September 2018	1,875	→
Quarter ending December 2018	1,994	↑
Quarter ending March 2019	2,224	↑
Variance since March 2018	17.9%	↑



ACTIVITY



Month	Adjusted Scheduled Activity (UDA)	
	2018	2019
April	176	210
May	474	646
June	883	981
July	1,439	1,544
August	1,918	2,044
September	2,352	2,481
October	2,908	2,998
November	3,519	3,586
December	4,013	4,063
January	4,515	4,555
February	5,310	5,247
March	5,850	5,888
April	5,987	
May	5,986	
June	5,986	

QUALITY

	Quantity	Base Number	Contract	AT	Region	England
% of FP17s for the same patient ID Re-attending within 3 months - Children	16	573	2.8%	9.4%	11.3%	11.8%
% of FP17s for the same patient ID Re-attending within 3 months - Adults	160	1,979	8.1%	14.0%	15.4%	15.7%
% of FP17s for the same patient ID Re-attending between 3 & 9 months - Children	305	573	53.2%	60.1%	61.3%	58.9%
% of FP17s for the same patient ID Re-attending between 3 & 9 months - Adults	847	1,979	42.8%	50.5%	52.1%	50.8%
% of FP17s for Band 1 Urgent Courses	174	2,495	7.0%	10.1%	9.5%	9.1%
% of FP17s Relating to Free Repair or Replacements	2	2,495	0.1%	0.9%	0.6%	0.8%
% of FP17s Relating to Continuations	10	2,495	0.4%	1.0%	0.8%	0.9%
% of Patients satisfied with the dentistry they have received	0	0	N/A	93.2%	92.4%	92.5%
% of Patients satisfied with the time they had to wait for an appointment	0	0	N/A	84.5%	86.3%	87.0%

* This is based on patients treated on this contract for their most recent course of treatment. Figures in italics indicate the base number of FP17s or Patient Questionnaire responses are less than 100. N/A is shown where the base number of responses is less than 10 during the period. % is calculated as Quantity/Base number*100

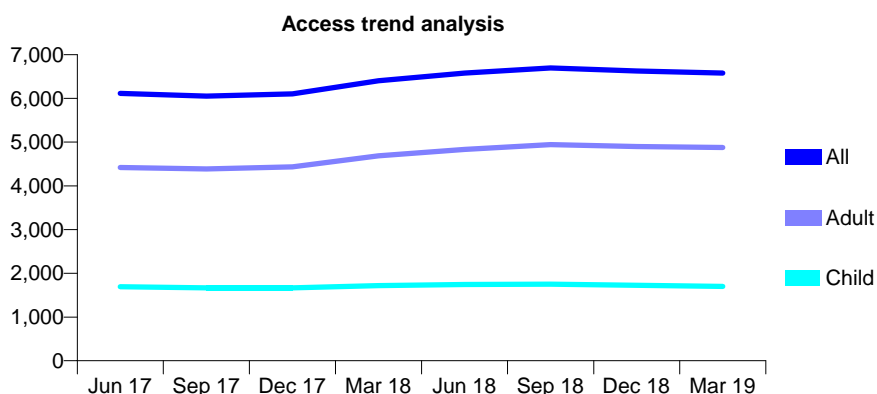
Q66 - Vital Signs At a Glance Contract Report for 111481/0003 - March 2019

Name or company name	Pure Dental Care Ltd
Contract type name	GDS Contract
Purpose of contract	General
Contract start date	01/02/2007
Contract end date	

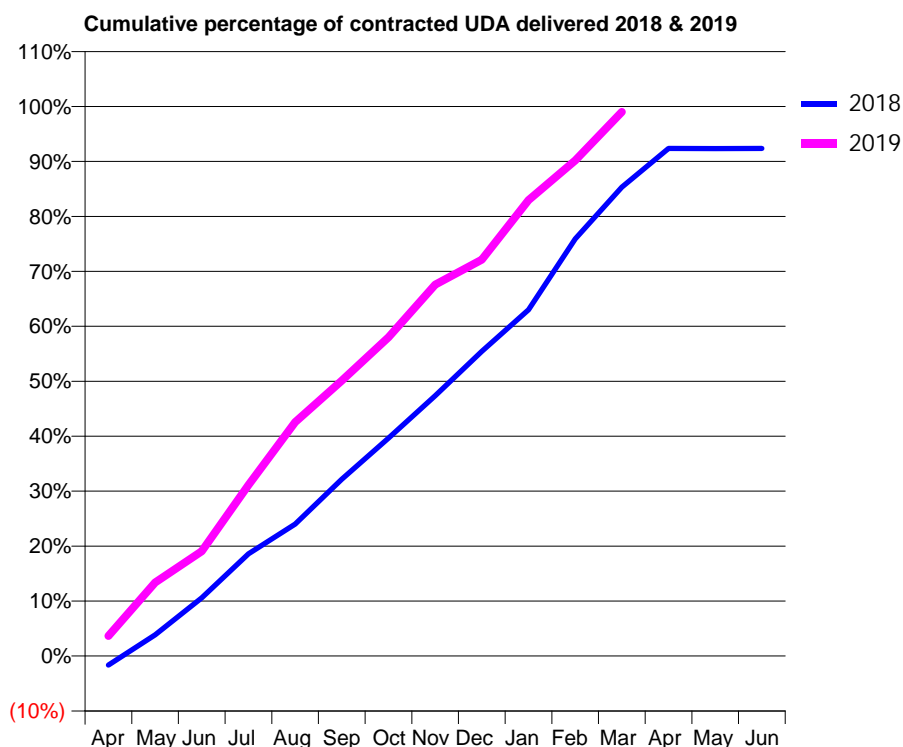
18/19 Contracted general activity (UDA)	18,235
Carry forward general activity (UDA)	0
18/19 Contracted orthodontic activity (UOA)	0
Carry forward orthodontic activity (UOA)	0
Baseline contract value	£478,054.13

ACCESS*

Patients seen in 24 months	Total	Change since previous quarter
Quarter ending March 2018	6,405	
Quarter ending June 2018	6,578	↑
Quarter ending September 2018	6,696	→
Quarter ending December 2018	6,626	↓
Quarter ending March 2019	6,579	→
Variance since March 2018	2.7%	↑



ACTIVITY



Month	Adjusted Scheduled Activity (UDA)	
	2018	2019
April	-304	666
May	705	2,440
June	1,933	3,478
July	3,394	5,676
August	4,378	7,763
September	5,865	9,134
October	7,232	10,575
November	8,638	12,323
December	10,111	13,152
January	11,491	15,128
February	13,842	16,441
March	15,556	18,052
April	16,839	
May	16,836	
June	16,838	

QUALITY

	Quantity	Base Number	Contract	AT	Region	England
% of FP17s for the same patient ID Re-attending within 3 months - Children	183	2,581	7.1%	9.4%	11.3%	11.8%
% of FP17s for the same patient ID Re-attending within 3 months - Adults	985	6,964	14.1%	14.0%	15.4%	15.7%
% of FP17s for the same patient ID Re-attending between 3 & 9 months - Children	1,681	2,581	65.1%	60.1%	61.3%	58.9%
% of FP17s for the same patient ID Re-attending between 3 & 9 months - Adults	3,864	6,964	55.5%	50.5%	52.1%	50.8%
% of FP17s for Band 1 Urgent Courses	889	9,138	9.7%	10.1%	9.5%	9.1%
% of FP17s Relating to Free Repair or Replacements	79	9,138	0.9%	0.9%	0.6%	0.8%
% of FP17s Relating to Continuations	53	9,138	0.6%	1.0%	0.8%	0.9%
% of Patients satisfied with the dentistry they have received	3	3	N/A	93.2%	92.4%	92.5%
% of Patients satisfied with the time they had to wait for an appointment	2	3	N/A	84.5%	86.3%	87.0%

* This is based on patients treated on this contract for their most recent course of treatment. Figures in italics indicate the base number of FP17s or Patient Questionnaire responses are less than 100. N/A is shown where the base number of responses is less than 10 during the period. % is calculated as Quantity/Base number*100

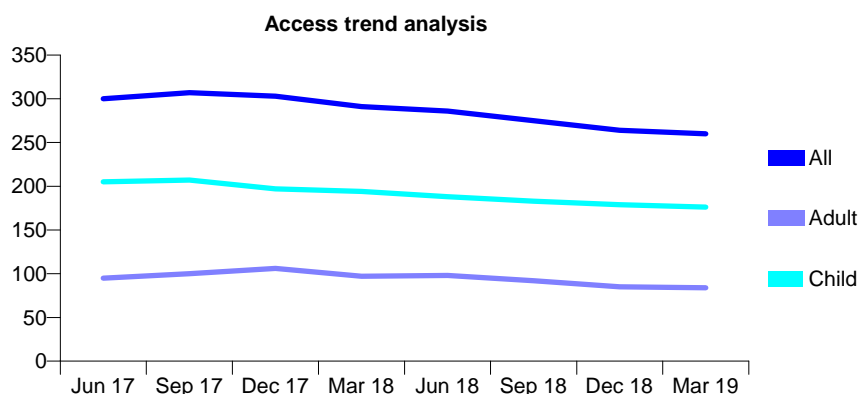
Q66 - Vital Signs At a Glance Contract Report for 113093/0001 - March 2019

Name or company name	ELCK Limited
Contract type name	GDS Contract
Purpose of contract	General
Contract start date	01/10/2015
Contract end date	

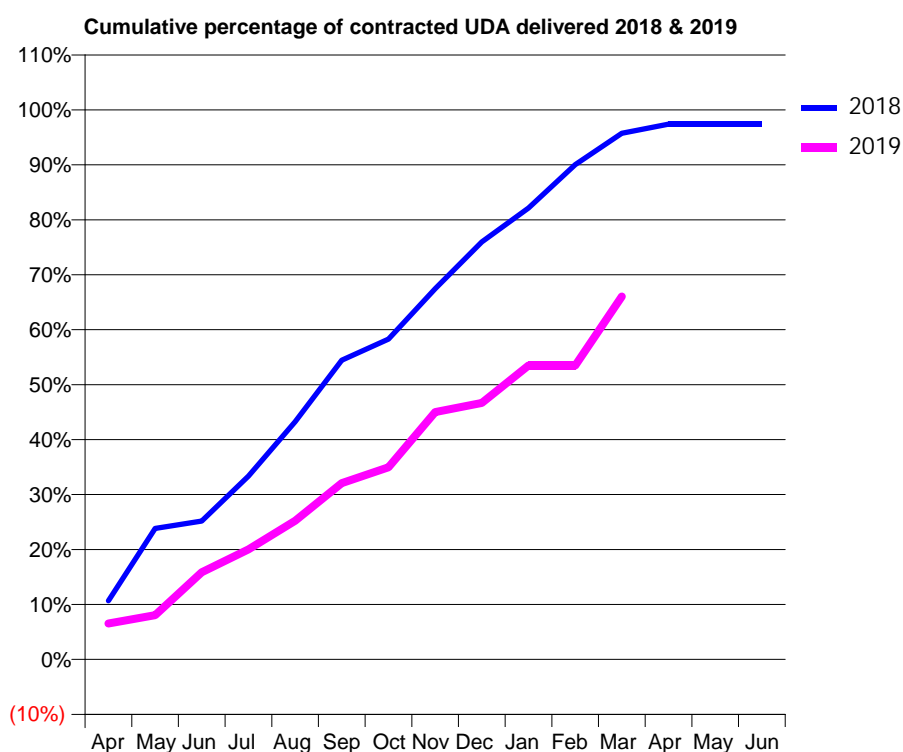
18/19 Contracted general activity (UDA)	600
Carry forward general activity (UDA)	16
18/19 Contracted orthodontic activity (UOA)	0
Carry forward orthodontic activity (UOA)	0
Baseline contract value	£14,635.81

ACCESS*

Patients seen in 24 months	Total	Change since previous quarter
Quarter ending March 2018	291	
Quarter ending June 2018	286	↓
Quarter ending September 2018	275	↓
Quarter ending December 2018	264	↓
Quarter ending March 2019	260	↓
Variance since March 2018	(10.7%)	↓



ACTIVITY



Month	Adjusted Scheduled Activity (UDA)	
	2018	2019
April	64	39
May	143	48
June	151	95
July	200	120
August	260	151
September	327	193
October	350	210
November	405	270
December	456	280
January	493	321
February	540	321
March	574	396
April	584	
May	584	
June	584	

QUALITY

	Quantity	Base Number	Contract	AT	Region	England
% of FP17s for the same patient ID Re-attending within 3 months - Children	9	268	3.4%	9.4%	11.3%	11.8%
% of FP17s for the same patient ID Re-attending within 3 months - Adults	3	72	4.2%	14.0%	15.4%	15.7%
% of FP17s for the same patient ID Re-attending between 3 & 9 months - Children	182	268	67.9%	60.1%	61.3%	58.9%
% of FP17s for the same patient ID Re-attending between 3 & 9 months - Adults	36	72	50.0%	50.5%	52.1%	50.8%
% of FP17s for Band 1 Urgent Courses	6	332	1.8%	10.1%	9.5%	9.1%
% of FP17s Relating to Free Repair or Replacements	0	332	0.0%	0.9%	0.6%	0.8%
% of FP17s Relating to Continuations	2	332	0.6%	1.0%	0.8%	0.9%
% of Patients satisfied with the dentistry they have received	0	0	N/A	93.2%	92.4%	92.5%
% of Patients satisfied with the time they had to wait for an appointment	0	0	N/A	84.5%	86.3%	87.0%

* This is based on patients treated on this contract for their most recent course of treatment. Figures in italics indicate the base number of FP17s or Patient Questionnaire responses are less than 100. N/A is shown where the base number of responses is less than 10 during the period. % is calculated as Quantity/Base number*100

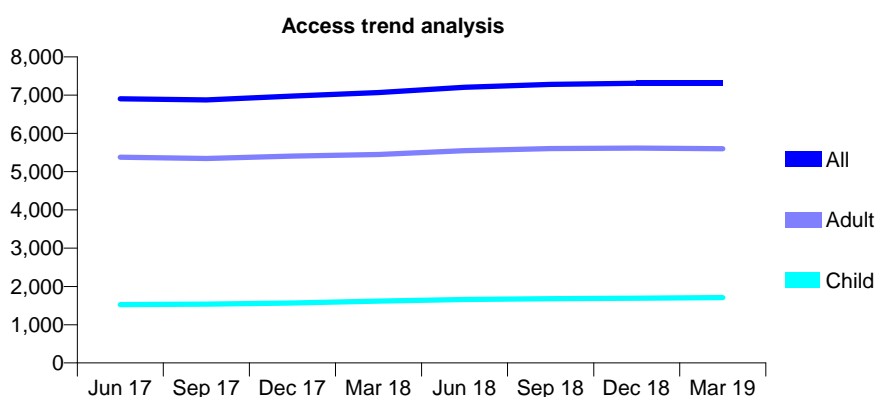
Q66 - Vital Signs At a Glance Contract Report for 115150/0001 - March 2019

Name or company name	Newquay Dental Centre Ltd
Contract type name	GDS Contract
Purpose of contract	General
Contract start date	01/04/2013
Contract end date	

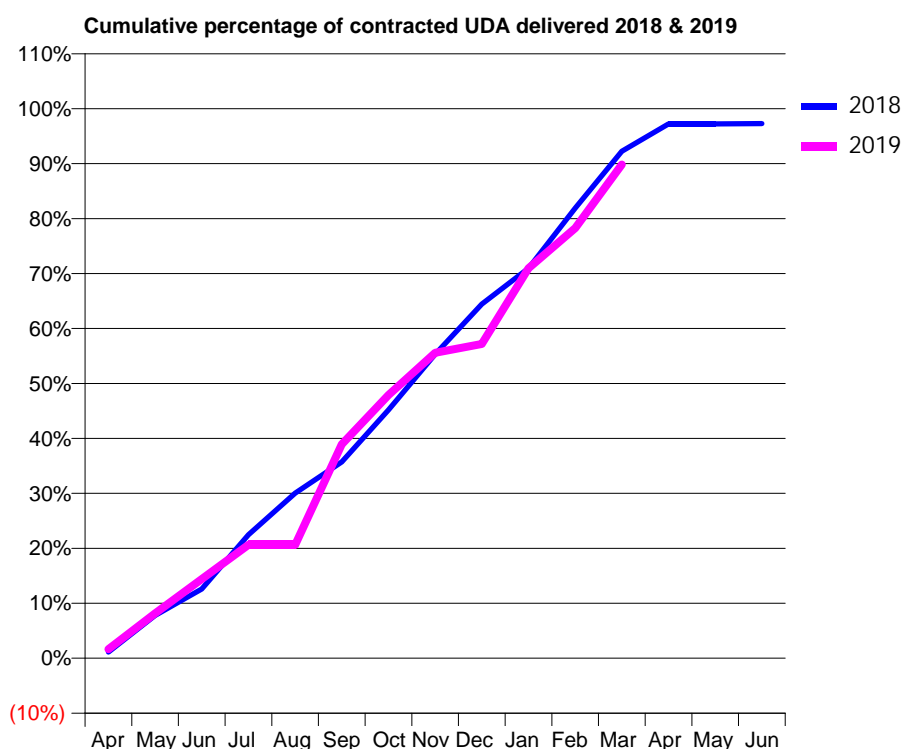
18/19 Contracted general activity (UDA)	25,000
Carry forward general activity (UDA)	683
18/19 Contracted orthodontic activity (UOA)	0
Carry forward orthodontic activity (UOA)	0
Baseline contract value	£680,344.63

ACCESS*

Patients seen in 24 months	Total	Change since previous quarter
Quarter ending March 2018	7,068	
Quarter ending June 2018	7,205	→
Quarter ending September 2018	7,281	→
Quarter ending December 2018	7,308	→
Quarter ending March 2019	7,308	→
Variance since March 2018	3.4%	↑



ACTIVITY



Month	2018	2019
April	282	419
May	1,953	2,043
June	3,152	3,600
July	5,622	5,159
August	7,506	5,159
September	8,933	9,737
October	11,294	11,973
November	13,829	13,896
December	16,108	14,297
January	17,736	17,738
February	20,479	19,566
March	23,065	22,454
April	24,307	
May	24,307	
June	24,317	

QUALITY

	Quantity	Base Number	Contract	AT	Region	England
% of FP17s for the same patient ID Re-attending within 3 months - Children	184	2,598	7.1%	9.4%	11.3%	11.8%
% of FP17s for the same patient ID Re-attending within 3 months - Adults	976	7,437	13.1%	14.0%	15.4%	15.7%
% of FP17s for the same patient ID Re-attending between 3 & 9 months - Children	1,632	2,598	62.8%	60.1%	61.3%	58.9%
% of FP17s for the same patient ID Re-attending between 3 & 9 months - Adults	3,946	7,437	53.1%	50.5%	52.1%	50.8%
% of FP17s for Band 1 Urgent Courses	936	9,581	9.8%	10.1%	9.5%	9.1%
% of FP17s Relating to Free Repair or Replacements	92	9,581	1.0%	0.9%	0.6%	0.8%
% of FP17s Relating to Continuations	31	9,581	0.3%	1.0%	0.8%	0.9%
% of Patients satisfied with the dentistry they have received	5	5	N/A	93.2%	92.4%	92.5%
% of Patients satisfied with the time they had to wait for an appointment	4	5	N/A	84.5%	86.3%	87.0%

* This is based on patients treated on this contract for their most recent course of treatment.

Figures in italics indicate the base number of FP17s or Patient Questionnaire responses are less than 100. N/A is shown where the base number of responses is less than 10 during the period. % is calculated as Quantity/Base number*100

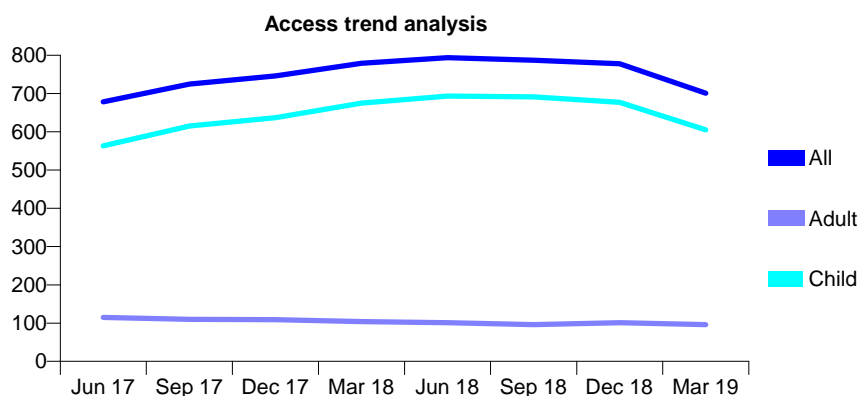
Q66 - Vital Signs At a Glance Contract Report for 116106/0001 - March 2019

Name or company name	Ward Dental Ltd
Contract type name	GDS Contract
Purpose of contract	General and Orthodontic
Contract start date	01/06/2007
Contract end date	

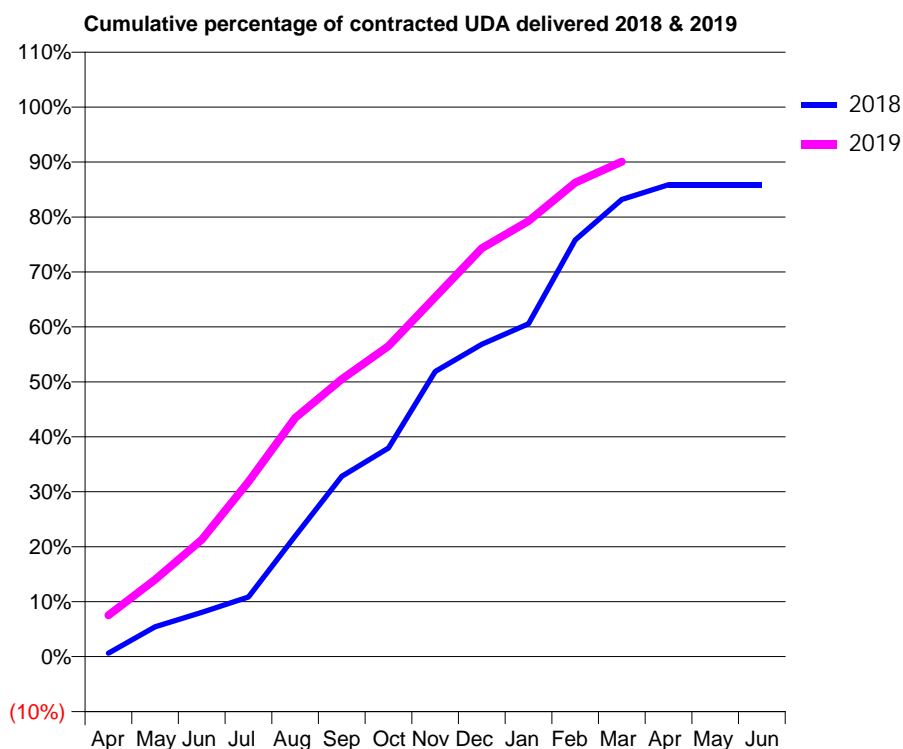
18/19 Contracted general activity (UDA)	1,378
Carry forward general activity (UDA)	0
18/19 Contracted orthodontic activity (UOA)	650
Carry forward orthodontic activity (UOA)	0
Baseline contract value	£81,991.72

ACCESS*

Patients seen in 24 months	Total	Change since previous quarter
Quarter ending March 2018	779	
Quarter ending June 2018	794	→
Quarter ending September 2018	787	→
Quarter ending December 2018	778	↓
Quarter ending March 2019	701	↓
Variance since March 2018	(10.0%)	↓



ACTIVITY



Month	Adjusted Scheduled Activity (UDA)	
	2018	2019
April	9	104
May	75	193
June	111	293
July	150	438
August	303	598
September	452	696
October	523	779
November	715	902
December	783	1,024
January	835	1,092
February	1,045	1,188
March	1,146	1,241
April	1,183	
May	1,183	
June	1,183	

QUALITY

	Quantity	Base Number	Contract	AT	Region	England
% of FP17s for the same patient ID Re-attending within 3 months - Children	68	981	6.9%	9.4%	11.3%	11.8%
% of FP17s for the same patient ID Re-attending within 3 months - Adults	8	44	18.2%	14.0%	15.4%	15.7%
% of FP17s for the same patient ID Re-attending between 3 & 9 months - Children	580	981	59.1%	60.1%	61.3%	58.9%
% of FP17s for the same patient ID Re-attending between 3 & 9 months - Adults	26	44	59.1%	50.5%	52.1%	50.8%
% of FP17s for Band 1 Urgent Courses	36	881	4.1%	10.1%	9.5%	9.1%
% of FP17s Relating to Free Repair or Replacements	1	881	0.1%	0.9%	0.6%	0.8%
% of FP17s Relating to Continuations	8	881	0.9%	1.0%	0.8%	0.9%
% of Patients satisfied with the dentistry they have received	0	0	N/A	93.2%	92.4%	92.5%
% of Patients satisfied with the time they had to wait for an appointment	0	0	N/A	84.5%	86.3%	87.0%

* This is based on patients treated on this contract for their most recent course of treatment. Figures in italics indicate the base number of FP17s or Patient Questionnaire responses are less than 100. N/A is shown where the base number of responses is less than 10 during the period. % is calculated as Quantity/Base number*100

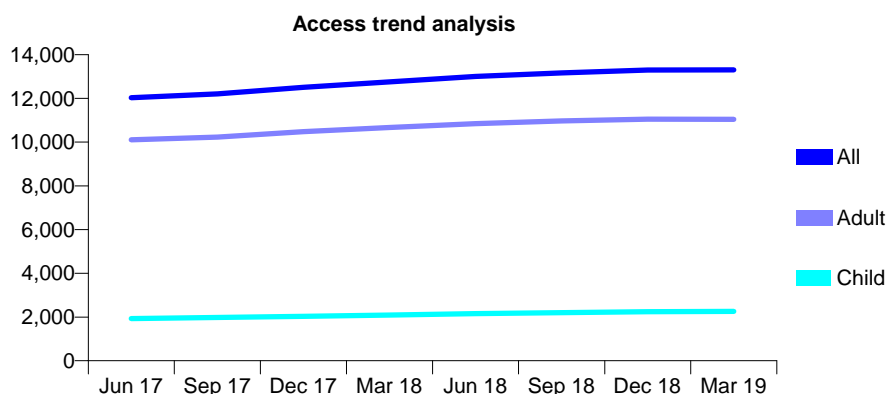
Q66 - Vital Signs At a Glance Contract Report for 116475/0001 - March 2019

Name or company name	T.Bellingan Ltd.
Contract type name	GDS Contract
Purpose of contract	General
Contract start date	01/06/2014
Contract end date	

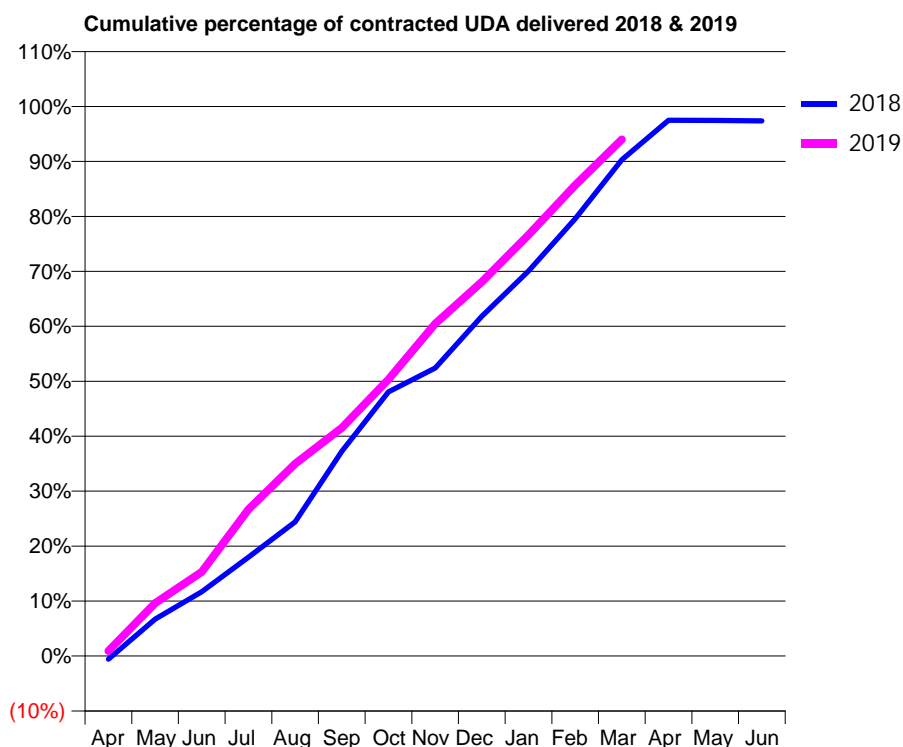
18/19 Contracted general activity (UDA)	38,126
Carry forward general activity (UDA)	256
18/19 Contracted orthodontic activity (UOA)	0
Carry forward orthodontic activity (UOA)	0
Baseline contract value	£1,016,984.06

ACCESS*

Patients seen in 24 months	Total	Change since previous quarter
Quarter ending March 2018	12,759	
Quarter ending June 2018	13,001	→
Quarter ending September 2018	13,170	→
Quarter ending December 2018	13,294	→
Quarter ending March 2019	13,304	→
Variance since March 2018	4.3%	↑



ACTIVITY



Month	Adjusted Scheduled Activity (UDA)	
	2018	2019
April	-226	344
May	2,556	3,671
June	4,452	5,837
July	6,859	10,174
August	9,312	13,342
September	14,194	15,824
October	18,325	19,194
November	19,984	23,064
December	23,570	25,952
January	26,709	29,223
February	30,338	32,669
March	34,422	35,841
April	37,174	
May	37,164	
June	37,120	

QUALITY

	Quantity	Base Number	Contract	AT	Region	England
% of FP17s for the same patient ID Re-attending within 3 months - Children	193	3,468	5.6%	9.4%	11.3%	11.8%
% of FP17s for the same patient ID Re-attending within 3 months - Adults	1,259	13,865	9.1%	14.0%	15.4%	15.7%
% of FP17s for the same patient ID Re-attending between 3 & 9 months - Children	2,307	3,468	66.5%	60.1%	61.3%	58.9%
% of FP17s for the same patient ID Re-attending between 3 & 9 months - Adults	7,024	13,865	50.7%	50.5%	52.1%	50.8%
% of FP17s for Band 1 Urgent Courses	992	16,213	6.1%	10.1%	9.5%	9.1%
% of FP17s Relating to Free Repair or Replacements	35	16,213	0.2%	0.9%	0.6%	0.8%
% of FP17s Relating to Continuations	81	16,213	0.5%	1.0%	0.8%	0.9%
% of Patients satisfied with the dentistry they have received	9	9	N/A	93.2%	92.4%	92.5%
% of Patients satisfied with the time they had to wait for an appointment	7	9	N/A	84.5%	86.3%	87.0%

* This is based on patients treated on this contract for their most recent course of treatment.

Figures in italics indicate the base number of FP17s or Patient Questionnaire responses are less than 100. N/A is shown where the base number of responses is less than 10 during the period. % is calculated as Quantity/Base number*100

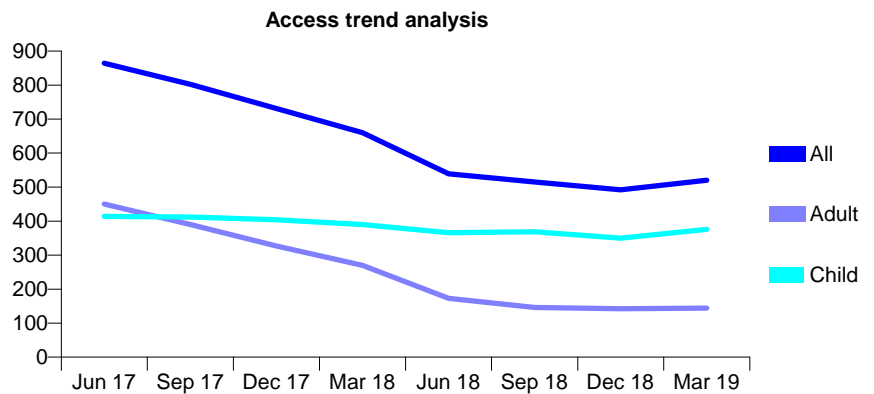
Q66 - Vital Signs At a Glance Contract Report for 116629/0001 - March 2019

Name or company name	Olivelle Holdings Limited
Contract type name	GDS Contract
Purpose of contract	General
Contract start date	01/04/2011
Contract end date	

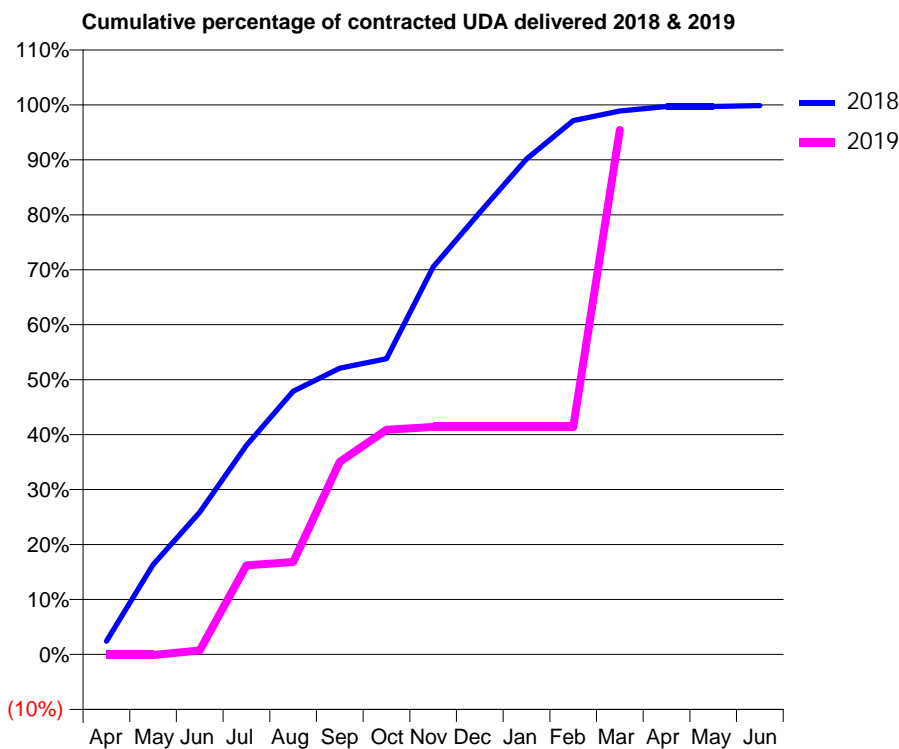
18/19 Contracted general activity (UDA)	1,000
Carry forward general activity (UDA)	1
18/19 Contracted orthodontic activity (UOA)	0
Carry forward orthodontic activity (UOA)	0
Baseline contract value	£29,677.65

ACCESS*

Patients seen in 24 months	Total	Change since previous quarter
Quarter ending March 2018	660	
Quarter ending June 2018	539	↓
Quarter ending September 2018	515	↓
Quarter ending December 2018	492	↓
Quarter ending March 2019	520	↑
Variance since March 2018	(21.2%)	↓



ACTIVITY



Month	Adjusted Scheduled Activity (UDA)	
	2018	2019
April	24	-1
May	164	-1
June	259	7
July	381	162
August	479	168
September	521	351
October	538	409
November	705	414
December	804	414
January	901	414
February	971	414
March	989	954
April	997	
May	997	
June	999	

QUALITY

	Quantity	Base Number	Contract	AT	Region	England
% of FP17s for the same patient ID Re-attending within 3 months - Children	70	590	11.9%	9.4%	11.3%	11.8%
% of FP17s for the same patient ID Re-attending within 3 months - Adults	6	115	5.2%	14.0%	15.4%	15.7%
% of FP17s for the same patient ID Re-attending between 3 & 9 months - Children	335	590	56.8%	60.1%	61.3%	58.9%
% of FP17s for the same patient ID Re-attending between 3 & 9 months - Adults	52	115	45.2%	50.5%	52.1%	50.8%
% of FP17s for Band 1 Urgent Courses	17	649	2.6%	10.1%	9.5%	9.1%
% of FP17s Relating to Free Repair or Replacements	0	649	0.0%	0.9%	0.6%	0.8%
% of FP17s Relating to Continuations	0	649	0.0%	1.0%	0.8%	0.9%
% of Patients satisfied with the dentistry they have received	0	0	N/A	93.2%	92.4%	92.5%
% of Patients satisfied with the time they had to wait for an appointment	0	0	N/A	84.5%	86.3%	87.0%

* This is based on patients treated on this contract for their most recent course of treatment. Figures in italics indicate the base number of FP17s or Patient Questionnaire responses are less than 100. N/A is shown where the base number of responses is less than 10 during the period. % is calculated as Quantity/Base number*100

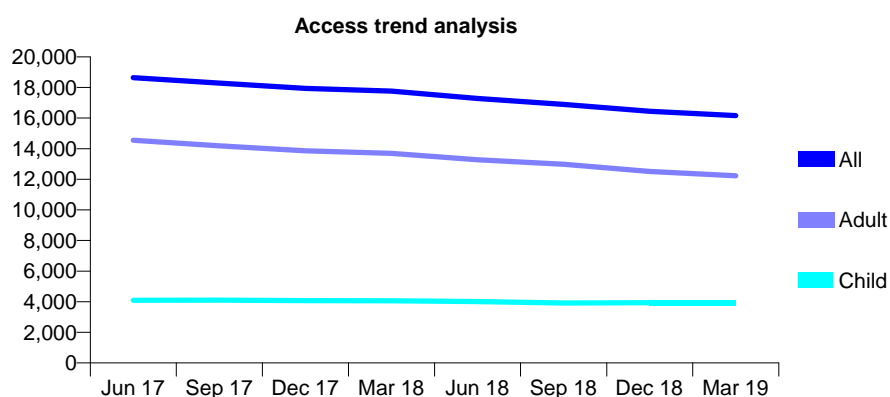
Q66 - Vital Signs At a Glance Contract Report for 118370/0001 - March 2019

Name or company name	Mainstone Health Ltd
Contract type name	GDS Contract
Purpose of contract	General
Contract start date	01/04/2008
Contract end date	

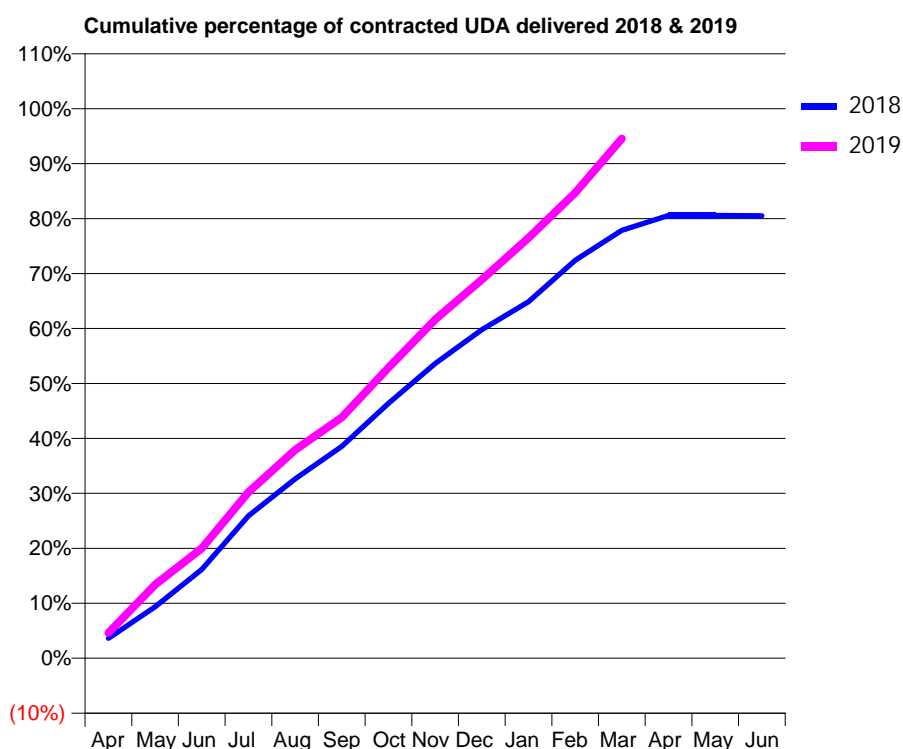
18/19 Contracted general activity (UDA)	34,350
Carry forward general activity (UDA)	0
18/19 Contracted orthodontic activity (UOA)	0
Carry forward orthodontic activity (UOA)	0
Baseline contract value	£930,102.77

ACCESS*

Patients seen in 24 months	Total	Change since previous quarter
Quarter ending March 2018	17,763	
Quarter ending June 2018	17,289	↓
Quarter ending September 2018	16,897	↓
Quarter ending December 2018	16,445	↓
Quarter ending March 2019	16,165	↓
Variance since March 2018	(9.0%)	↓



ACTIVITY



Month	2018	2019
April	1,760	1,587
May	4,548	4,596
June	7,846	6,867
July	12,573	10,382
August	15,841	13,025
September	18,720	15,049
October	22,525	18,159
November	26,046	21,165
December	29,021	23,659
January	31,503	26,269
February	35,150	29,094
March	37,797	32,480
April	39,110	
May	39,106	
June	39,091	

QUALITY

	Quantity	Base Number	Contract	AT	Region	England
% of FP17s for the same patient ID Re-attending within 3 months - Children	172	4,830	3.6%	9.4%	11.3%	11.8%
% of FP17s for the same patient ID Re-attending within 3 months - Adults	889	11,580	7.7%	14.0%	15.4%	15.7%
% of FP17s for the same patient ID Re-attending between 3 & 9 months - Children	2,406	4,830	49.8%	60.1%	61.3%	58.9%
% of FP17s for the same patient ID Re-attending between 3 & 9 months - Adults	3,082	11,580	26.6%	50.5%	52.1%	50.8%
% of FP17s for Band 1 Urgent Courses	1,010	15,900	6.4%	10.1%	9.5%	9.1%
% of FP17s Relating to Free Repair or Replacements	80	15,900	0.5%	0.9%	0.6%	0.8%
% of FP17s Relating to Continuations	149	15,900	0.9%	1.0%	0.8%	0.9%
% of Patients satisfied with the dentistry they have received	16	19	84.2%	93.2%	92.4%	92.5%
% of Patients satisfied with the time they had to wait for an appointment	15	19	78.9%	84.5%	86.3%	87.0%

* This is based on patients treated on this contract for their most recent course of treatment.

Figures in italics indicate the base number of FP17s or Patient Questionnaire responses are less than 100. N/A is shown where the base number of responses is less than 10 during the period. % is calculated as Quantity/Base number*100

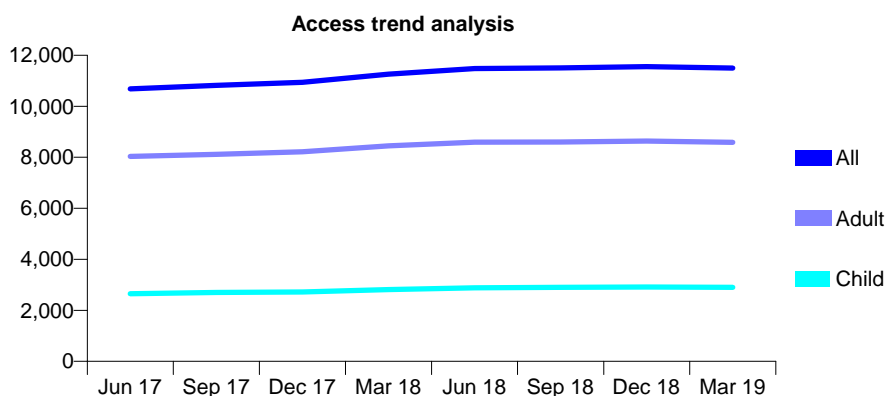
Q66 - Vital Signs At a Glance Contract Report for 121037/0001 - March 2019

Name or company name	Pinhoe Dental Centre Limited
Contract type name	GDS Contract
Purpose of contract	General
Contract start date	01/05/2010
Contract end date	

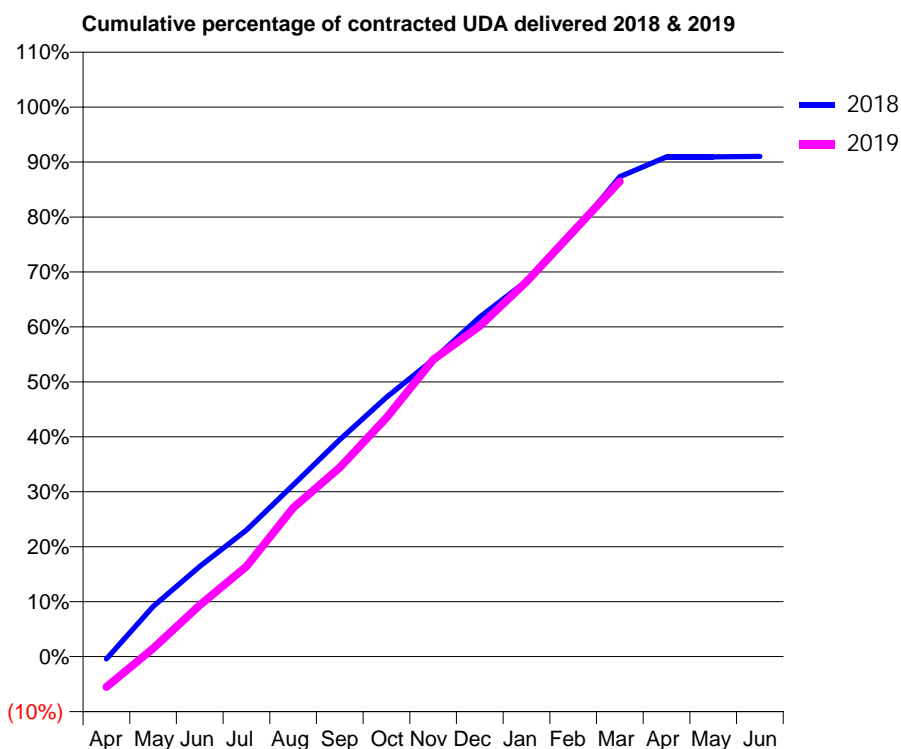
18/19 Contracted general activity (UDA)	32,142
Carry forward general activity (UDA)	3,060
18/19 Contracted orthodontic activity (UOA)	0
Carry forward orthodontic activity (UOA)	0
Baseline contract value	£1,154,338.39

ACCESS*

Patients seen in 24 months	Total	Change since previous quarter
Quarter ending March 2018	11,261	
Quarter ending June 2018	11,478	→
Quarter ending September 2018	11,506	→
Quarter ending December 2018	11,551	→
Quarter ending March 2019	11,496	→
Variance since March 2018	2.1%	↑



ACTIVITY



Month	Adjusted Scheduled Activity (UDA)	
	2018	2019
April	-153	-1,783
May	3,112	477
June	5,595	3,010
July	7,844	5,274
August	10,642	8,703
September	13,445	11,053
October	16,072	13,974
November	18,405	17,367
December	21,054	19,331
January	23,273	21,928
February	26,252	24,867
March	29,743	27,792
April	30,975	
May	30,980	
June	31,003	

QUALITY

	Quantity	Base Number	Contract	AT	Region	England
% of FP17s for the same patient ID Re-attending within 3 months - Children	345	4,700	7.3%	9.4%	11.3%	11.8%
% of FP17s for the same patient ID Re-attending within 3 months - Adults	1,588	12,038	13.2%	14.0%	15.4%	15.7%
% of FP17s for the same patient ID Re-attending between 3 & 9 months - Children	3,059	4,700	65.1%	60.1%	61.3%	58.9%
% of FP17s for the same patient ID Re-attending between 3 & 9 months - Adults	6,412	12,038	53.3%	50.5%	52.1%	50.8%
% of FP17s for Band 1 Urgent Courses	1,581	16,158	9.8%	10.1%	9.5%	9.1%
% of FP17s Relating to Free Repair or Replacements	97	16,158	0.6%	0.9%	0.6%	0.8%
% of FP17s Relating to Continuations	125	16,158	0.8%	1.0%	0.8%	0.9%
% of Patients satisfied with the dentistry they have received	4	4	N/A	93.2%	92.4%	92.5%
% of Patients satisfied with the time they had to wait for an appointment	4	4	N/A	84.5%	86.3%	87.0%

* This is based on patients treated on this contract for their most recent course of treatment. Figures in italics indicate the base number of FP17s or Patient Questionnaire responses are less than 100. N/A is shown where the base number of responses is less than 10 during the period. % is calculated as Quantity/Base number*100

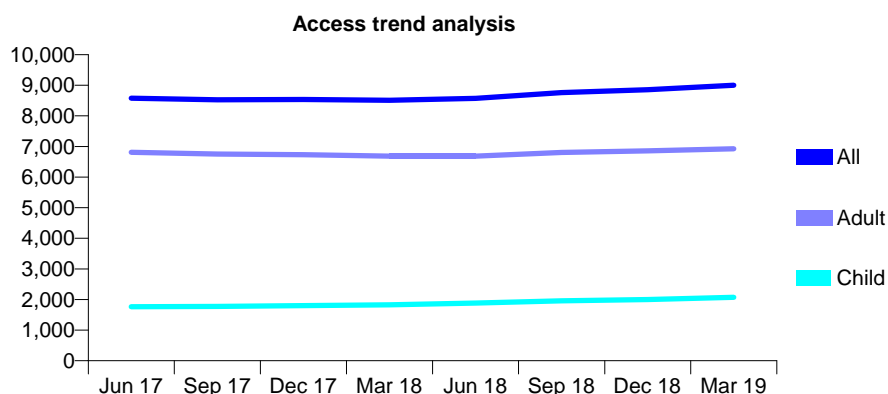
Q66 - Vital Signs At a Glance Contract Report for 121231/0001 - March 2019

Name or company name	Wadebridge Dental Care LTD
Contract type name	GDS Contract
Purpose of contract	General
Contract start date	05/11/2012
Contract end date	

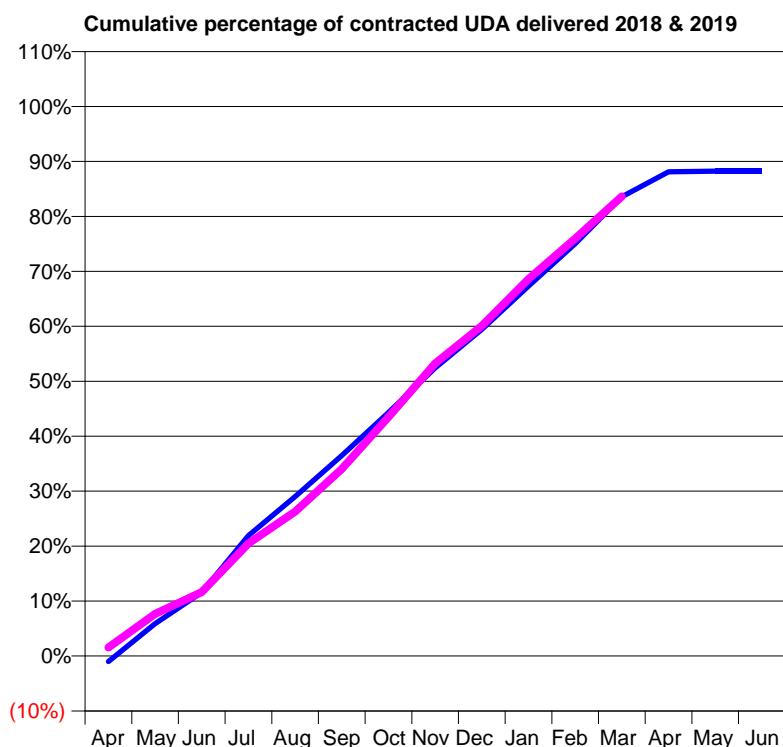
18/19 Contracted general activity (UDA)	32,867
Carry forward general activity (UDA)	912
18/19 Contracted orthodontic activity (UOA)	0
Carry forward orthodontic activity (UOA)	0
Baseline contract value	£789,688.34

ACCESS*

Patients seen in 24 months	Total	Change since previous quarter
Quarter ending March 2018	8,513	
Quarter ending June 2018	8,571	→
Quarter ending September 2018	8,760	↑
Quarter ending December 2018	8,858	→
Quarter ending March 2019	9,000	→
Variance since March 2018	5.7%	↑



ACTIVITY



Month	Adjusted Scheduled Activity (UDA)	
	2018	2019
April	-288	511
May	1,659	2,526
June	3,251	3,823
July	6,149	6,733
August	8,146	8,638
September	10,236	11,189
October	12,437	14,295
November	14,705	17,503
December	16,665	19,743
January	18,890	22,541
February	21,045	24,971
March	23,439	27,482
April	24,717	
May	24,746	
June	24,746	

QUALITY

	Quantity	Base Number	Contract	AT	Region	England
% of FP17s for the same patient ID Re-attending within 3 months - Children	311	3,930	7.9%	9.4%	11.3%	11.8%
% of FP17s for the same patient ID Re-attending within 3 months - Adults	1,871	11,818	15.8%	14.0%	15.4%	15.7%
% of FP17s for the same patient ID Re-attending between 3 & 9 months - Children	2,735	3,930	69.6%	60.1%	61.3%	58.9%
% of FP17s for the same patient ID Re-attending between 3 & 9 months - Adults	7,155	11,818	60.5%	50.5%	52.1%	50.8%
% of FP17s for Band 1 Urgent Courses	953	14,103	6.8%	10.1%	9.5%	9.1%
% of FP17s Relating to Free Repair or Replacements	164	14,103	1.2%	0.9%	0.6%	0.8%
% of FP17s Relating to Continuations	413	14,103	2.9%	1.0%	0.8%	0.9%
% of Patients satisfied with the dentistry they have received	3	3	N/A	93.2%	92.4%	92.5%
% of Patients satisfied with the time they had to wait for an appointment	3	3	N/A	84.5%	86.3%	87.0%

* This is based on patients treated on this contract for their most recent course of treatment. Figures in italics indicate the base number of FP17s or Patient Questionnaire responses are less than 100. N/A is shown where the base number of responses is less than 10 during the period. % is calculated as Quantity/Base number*100

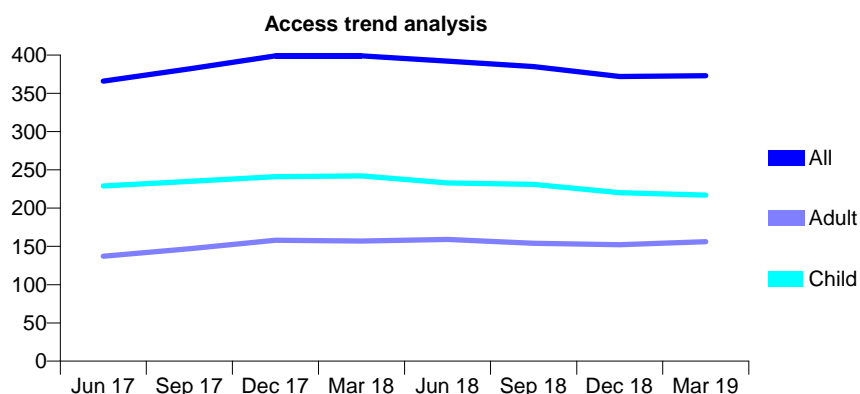
Q66 - Vital Signs At a Glance Contract Report for 122548/0001 - March 2019

Name or company name	Juliette Moor
Contract type name	GDS Contract
Purpose of contract	General
Contract start date	01/01/2016
Contract end date	

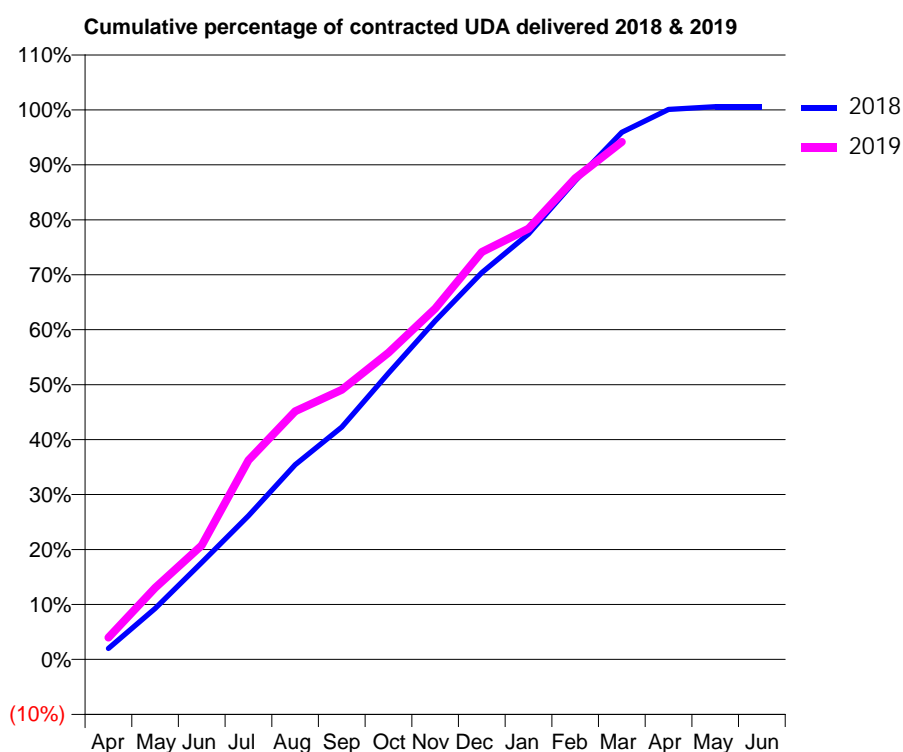
18/19 Contracted general activity (UDA)	800
Carry forward general activity (UDA)	-5
18/19 Contracted orthodontic activity (UOA)	0
Carry forward orthodontic activity (UOA)	0
Baseline contract value	£17,674.31

ACCESS*

Patients seen in 24 months	Total	Change since previous quarter
Quarter ending March 2018	399	
Quarter ending June 2018	392	↓
Quarter ending September 2018	385	↓
Quarter ending December 2018	372	↓
Quarter ending March 2019	373	→
Variance since March 2018	(6.5%)	↓



ACTIVITY



Month	Adjusted Scheduled Activity (UDA)	
	2018	2019
April	16	32
May	74	104
June	141	166
July	209	290
August	284	361
September	338	392
October	417	447
November	493	511
December	563	593
January	619	627
February	697	700
March	767	753
April	801	
May	805	
June	805	

QUALITY

	Quantity	Base Number	Contract	AT	Region	England
% of FP17s for the same patient ID Re-attending within 3 months - Children	9	337	2.7%	9.4%	11.3%	11.8%
% of FP17s for the same patient ID Re-attending within 3 months - Adults	9	183	4.9%	14.0%	15.4%	15.7%
% of FP17s for the same patient ID Re-attending between 3 & 9 months - Children	252	337	74.8%	60.1%	61.3%	58.9%
% of FP17s for the same patient ID Re-attending between 3 & 9 months - Adults	100	183	54.6%	50.5%	52.1%	50.8%
% of FP17s for Band 1 Urgent Courses	17	498	3.4%	10.1%	9.5%	9.1%
% of FP17s Relating to Free Repair or Replacements	0	498	0.0%	0.9%	0.6%	0.8%
% of FP17s Relating to Continuations	0	498	0.0%	1.0%	0.8%	0.9%
% of Patients satisfied with the dentistry they have received	0	0	N/A	93.2%	92.4%	92.5%
% of Patients satisfied with the time they had to wait for an appointment	0	0	N/A	84.5%	86.3%	87.0%

* This is based on patients treated on this contract for their most recent course of treatment. Figures in italics indicate the base number of FP17s or Patient Questionnaire responses are less than 100. N/A is shown where the base number of responses is less than 10 during the period. % is calculated as Quantity/Base number*100

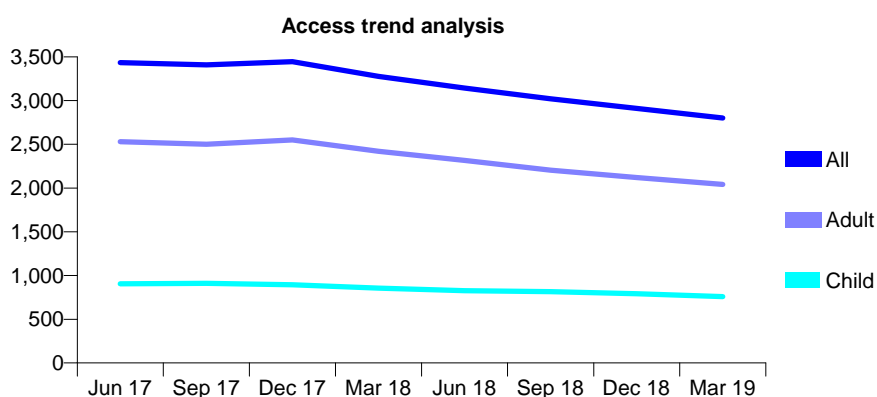
Q66 - Vital Signs At a Glance Contract Report for 124362/0001 - March 2019

Name or company name	Dental Dimensions
Contract type name	GDS Contract
Purpose of contract	General
Contract start date	01/02/2009
Contract end date	

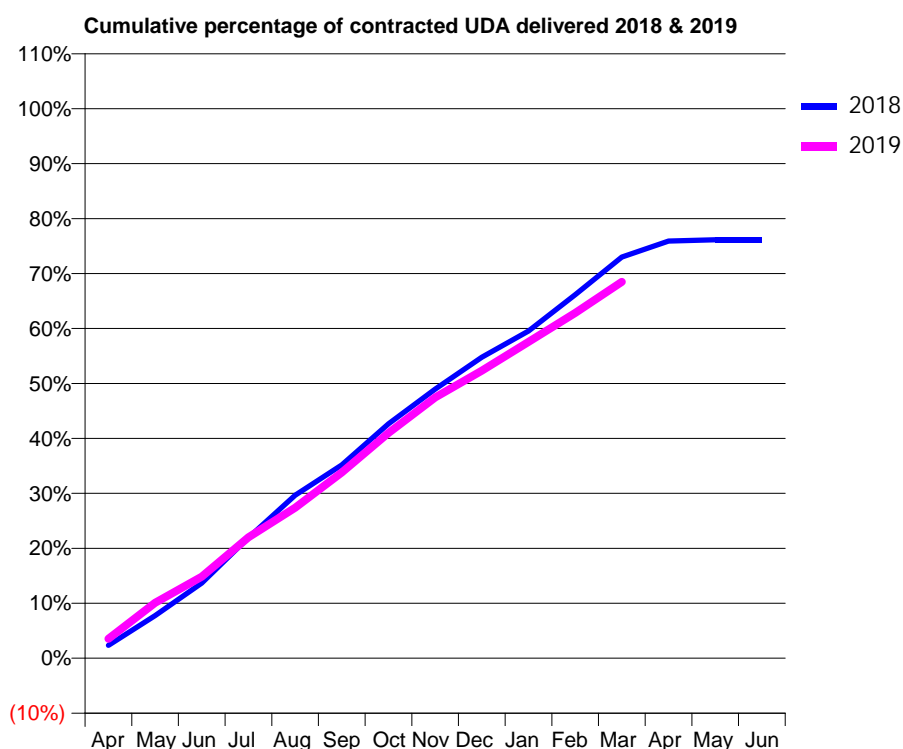
18/19 Contracted general activity (UDA)	15,000
Carry forward general activity (UDA)	0
18/19 Contracted orthodontic activity (UOA)	0
Carry forward orthodontic activity (UOA)	0
Baseline contract value	£364,734.55

ACCESS*

Patients seen in 24 months	Total	Change since previous quarter
Quarter ending March 2018	3,276	
Quarter ending June 2018	3,142	↓
Quarter ending September 2018	3,020	↓
Quarter ending December 2018	2,911	↓
Quarter ending March 2019	2,801	↓
Variance since March 2018	(14.5%)	↓



ACTIVITY



Month	2018	2019
April	352	532
May	1,163	1,512
June	2,050	2,226
July	3,292	3,299
August	4,449	4,109
September	5,278	5,070
October	6,397	6,149
November	7,346	7,118
December	8,213	7,850
January	8,930	8,637
February	9,924	9,427
March	10,950	10,274
April	11,384	
May	11,420	
June	11,420	

QUALITY

	Quantity	Base Number	Contract	AT	Region	England
% of FP17s for the same patient ID Re-attending within 3 months - Children	100	1,128	8.9%	9.4%	11.3%	11.8%
% of FP17s for the same patient ID Re-attending within 3 months - Adults	764	3,296	23.2%	14.0%	15.4%	15.7%
% of FP17s for the same patient ID Re-attending between 3 & 9 months - Children	686	1,128	60.8%	60.1%	61.3%	58.9%
% of FP17s for the same patient ID Re-attending between 3 & 9 months - Adults	1,933	3,296	58.6%	50.5%	52.1%	50.8%
% of FP17s for Band 1 Urgent Courses	216	4,283	5.0%	10.1%	9.5%	9.1%
% of FP17s Relating to Free Repair or Replacements	14	4,283	0.3%	0.9%	0.6%	0.8%
% of FP17s Relating to Continuations	151	4,283	3.5%	1.0%	0.8%	0.9%
% of Patients satisfied with the dentistry they have received	1	1	N/A	93.2%	92.4%	92.5%
% of Patients satisfied with the time they had to wait for an appointment	1	1	N/A	84.5%	86.3%	87.0%

* This is based on patients treated on this contract for their most recent course of treatment. Figures in italics indicate the base number of FP17s or Patient Questionnaire responses are less than 100. N/A is shown where the base number of responses is less than 10 during the period. % is calculated as Quantity/Base number*100

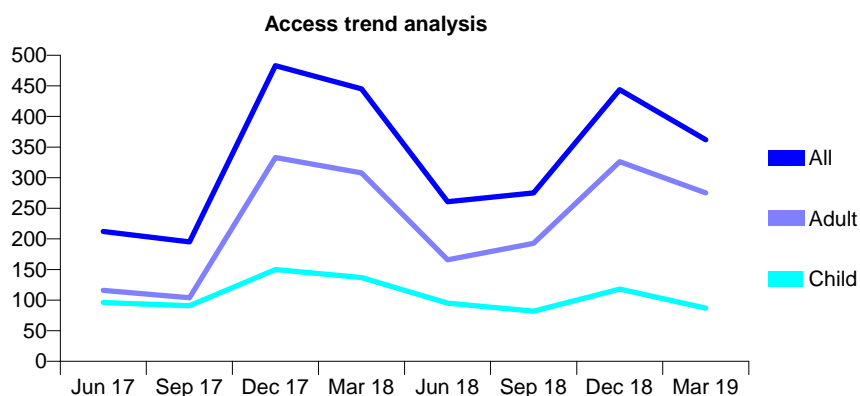
Q66 - Vital Signs At a Glance Contract Report for 125776/0009 - March 2019

Name or company name	Apex Dental Care Ltd
Contract type name	GDS Contract
Purpose of contract	General
Contract start date	01/08/2010
Contract end date	

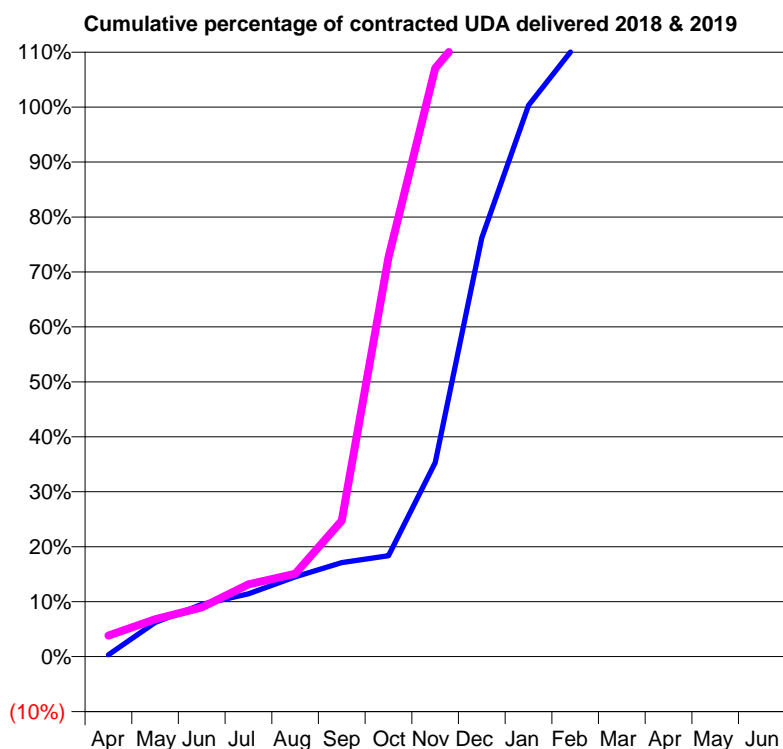
18/19 Contracted general activity (UDA)	882
Carry forward general activity (UDA)	-18
18/19 Contracted orthodontic activity (UOA)	0
Carry forward orthodontic activity (UOA)	0
Baseline contract value	£21,233.41

ACCESS*

Patients seen in 24 months	Total	Change since previous quarter
Quarter ending March 2018	445	
Quarter ending June 2018	261	↓
Quarter ending September 2018	275	↑
Quarter ending December 2018	444	↑
Quarter ending March 2019	362	↓
Variance since March 2018	(18.7%)	↓



ACTIVITY



Month	Adjusted Scheduled Activity (UDA)	
	2018	2019
April	3	34
May	55	60
June	84	79
July	101	116
August	128	133
September	151	218
October	162	641
November	312	944
December	672	1,032
January	885	1,050
February	980	1,065
March	1,034	1,078
April	1,040	
May	1,040	
June	1,040	

QUALITY

	Quantity	Base Number	Contract	AT	Region	England
% of FP17s for the same patient ID Re-attending within 3 months - Children	5	129	3.9%	9.4%	11.3%	11.8%
% of FP17s for the same patient ID Re-attending within 3 months - Adults	19	373	5.1%	14.0%	15.4%	15.7%
% of FP17s for the same patient ID Re-attending between 3 & 9 months - Children	54	129	41.9%	60.1%	61.3%	58.9%
% of FP17s for the same patient ID Re-attending between 3 & 9 months - Adults	27	373	7.2%	50.5%	52.1%	50.8%
% of FP17s for Band 1 Urgent Courses	47	498	9.4%	10.1%	9.5%	9.1%
% of FP17s Relating to Free Repair or Replacements	6	498	1.2%	0.9%	0.6%	0.8%
% of FP17s Relating to Continuations	7	498	1.4%	1.0%	0.8%	0.9%
% of Patients satisfied with the dentistry they have received	0	0	N/A	93.2%	92.4%	92.5%
% of Patients satisfied with the time they had to wait for an appointment	0	0	N/A	84.5%	86.3%	87.0%

* This is based on patients treated on this contract for their most recent course of treatment. Figures in italics indicate the base number of FP17s or Patient Questionnaire responses are less than 100. N/A is shown where the base number of responses is less than 10 during the period. % is calculated as Quantity/Base number*100

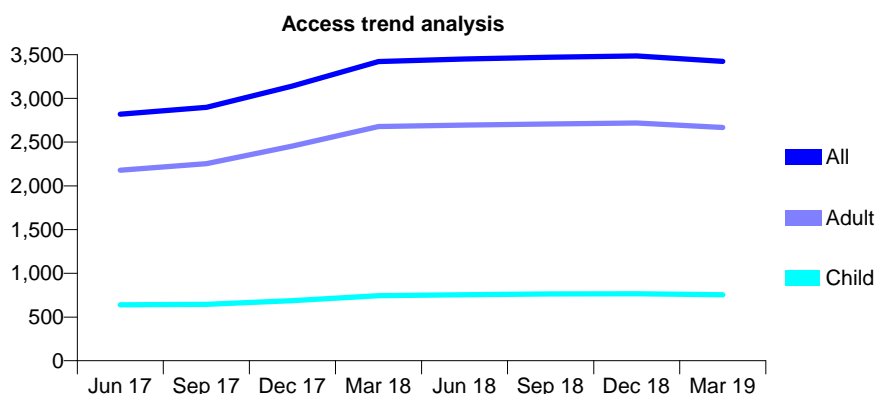
Q66 - Vital Signs At a Glance Contract Report for 126713/0001 - March 2019

Name or company name	CASTLE HILL DENTAL PRACTICE LIMITE
Contract type name	GDS Contract
Purpose of contract	General
Contract start date	01/04/2011
Contract end date	

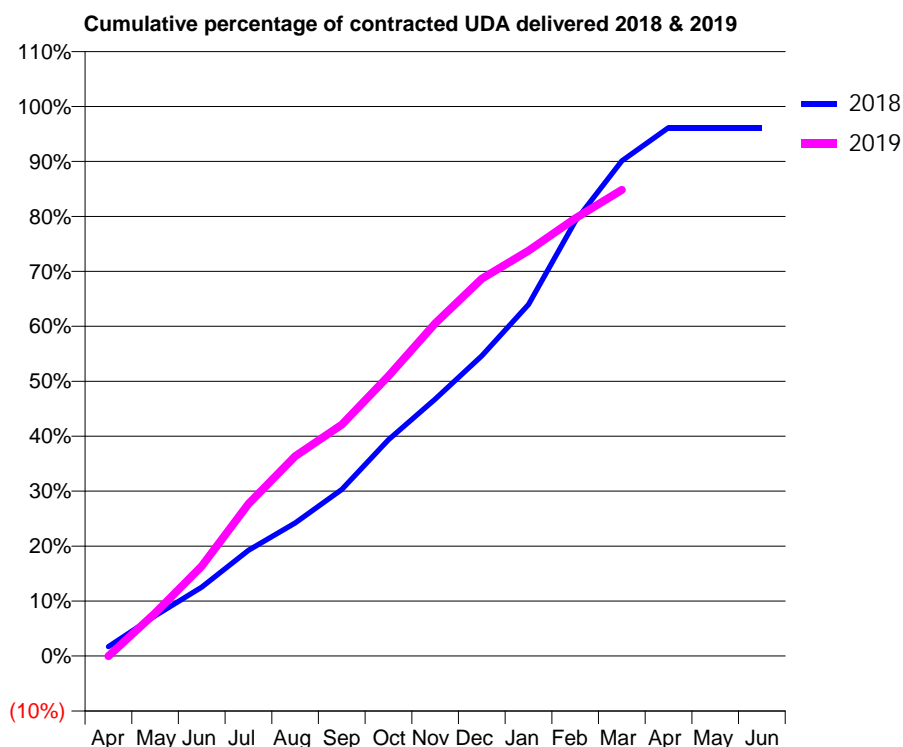
18/19 Contracted general activity (UDA)	10,118
Carry forward general activity (UDA)	391
18/19 Contracted orthodontic activity (UOA)	0
Carry forward orthodontic activity (UOA)	0
Baseline contract value	£275,426.38

ACCESS*

Patients seen in 24 months	Total	Change since previous quarter
Quarter ending March 2018	3,422	
Quarter ending June 2018	3,450	→
Quarter ending September 2018	3,471	→
Quarter ending December 2018	3,486	→
Quarter ending March 2019	3,423	↓
Variance since March 2018	0.0%	→



ACTIVITY



Month	Adjusted Scheduled Activity (UDA)	
	2018	2019
April	173	-4
May	743	791
June	1,267	1,656
July	1,945	2,801
August	2,450	3,679
September	3,066	4,258
October	3,983	5,154
November	4,729	6,125
December	5,526	6,947
January	6,474	7,464
February	8,003	8,056
March	9,116	8,583
April	9,727	
May	9,727	
June	9,727	

QUALITY

	Quantity	Base Number	Contract	AT	Region	England
% of FP17s for the same patient ID Re-attending within 3 months - Children	36	1,031	3.5%	9.4%	11.3%	11.8%
% of FP17s for the same patient ID Re-attending within 3 months - Adults	426	3,608	11.8%	14.0%	15.4%	15.7%
% of FP17s for the same patient ID Re-attending between 3 & 9 months - Children	673	1,031	65.3%	60.1%	61.3%	58.9%
% of FP17s for the same patient ID Re-attending between 3 & 9 months - Adults	2,027	3,608	56.2%	50.5%	52.1%	50.8%
% of FP17s for Band 1 Urgent Courses	243	4,430	5.5%	10.1%	9.5%	9.1%
% of FP17s Relating to Free Repair or Replacements	23	4,430	0.5%	0.9%	0.6%	0.8%
% of FP17s Relating to Continuations	47	4,430	1.1%	1.0%	0.8%	0.9%
% of Patients satisfied with the dentistry they have received	3	3	N/A	93.2%	92.4%	92.5%
% of Patients satisfied with the time they had to wait for an appointment	3	3	N/A	84.5%	86.3%	87.0%

* This is based on patients treated on this contract for their most recent course of treatment.

Figures in italics indicate the base number of FP17s or Patient Questionnaire responses are less than 100. N/A is shown where the base number of responses is less than 10 during the period. % is calculated as Quantity/Base number*100

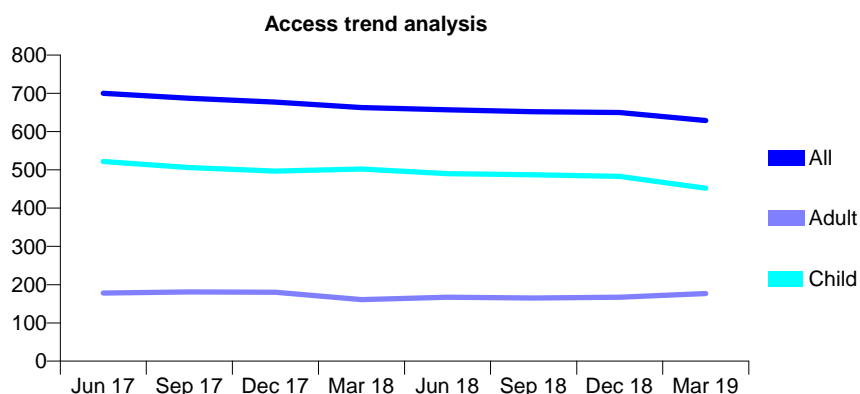
Q66 - Vital Signs At a Glance Contract Report for 127310/0001 - March 2019

Name or company name	Green Room Dentistry
Contract type name	GDS Contract
Purpose of contract	General
Contract start date	01/01/2015
Contract end date	28/02/2019

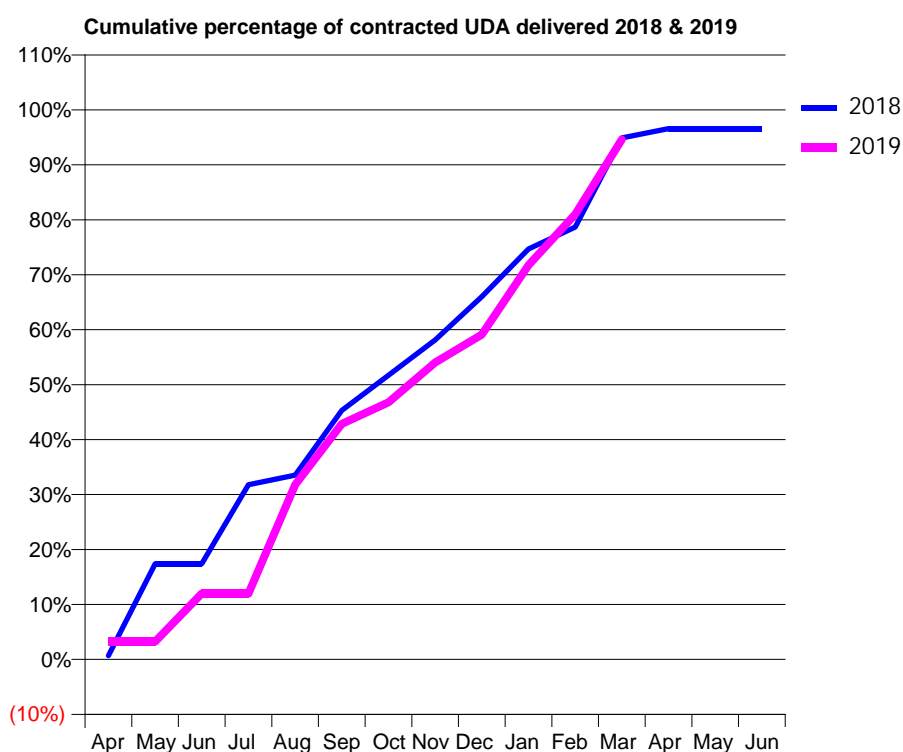
18/19 Contracted general activity (UDA)	1,575
Carry forward general activity (UDA)	59
18/19 Contracted orthodontic activity (UOA)	0
Carry forward orthodontic activity (UOA)	0
Baseline contract value	£42,033.99

ACCESS*

Patients seen in 24 months	Total	Change since previous quarter
Quarter ending March 2018	663	
Quarter ending June 2018	657	→
Quarter ending September 2018	652	→
Quarter ending December 2018	650	→
Quarter ending March 2019	629	↓
Variance since March 2018	(5.1%)	↓



ACTIVITY



Month	Adjusted Scheduled Activity (UDA)	
	2018	2019
April	12	51
May	299	51
June	299	189
July	546	189
August	576	501
September	778	675
October	888	737
November	999	851
December	1,134	931
January	1,283	1,130
February	1,351	1,276
March	1,630	1,490
April	1,659	
May	1,659	
June	1,659	

QUALITY

	Quantity	Base Number	Contract	AT	Region	England
% of FP17s for the same patient ID Re-attending within 3 months - Children	35	849	4.1%	9.4%	11.3%	11.8%
% of FP17s for the same patient ID Re-attending within 3 months - Adults	11	186	5.9%	14.0%	15.4%	15.7%
% of FP17s for the same patient ID Re-attending between 3 & 9 months - Children	655	849	77.1%	60.1%	61.3%	58.9%
% of FP17s for the same patient ID Re-attending between 3 & 9 months - Adults	136	186	73.1%	50.5%	52.1%	50.8%
% of FP17s for Band 1 Urgent Courses	0	1,022	0.0%	10.1%	9.5%	9.1%
% of FP17s Relating to Free Repair or Replacements	1	1,022	0.1%	0.9%	0.6%	0.8%
% of FP17s Relating to Continuations	0	1,022	0.0%	1.0%	0.8%	0.9%
% of Patients satisfied with the dentistry they have received	0	0	N/A	93.2%	92.4%	92.5%
% of Patients satisfied with the time they had to wait for an appointment	0	0	N/A	84.5%	86.3%	87.0%

* This is based on patients treated on this contract for their most recent course of treatment. Figures in italics indicate the base number of FP17s or Patient Questionnaire responses are less than 100. N/A is shown where the base number of responses is less than 10 during the period. % is calculated as Quantity/Base number*100

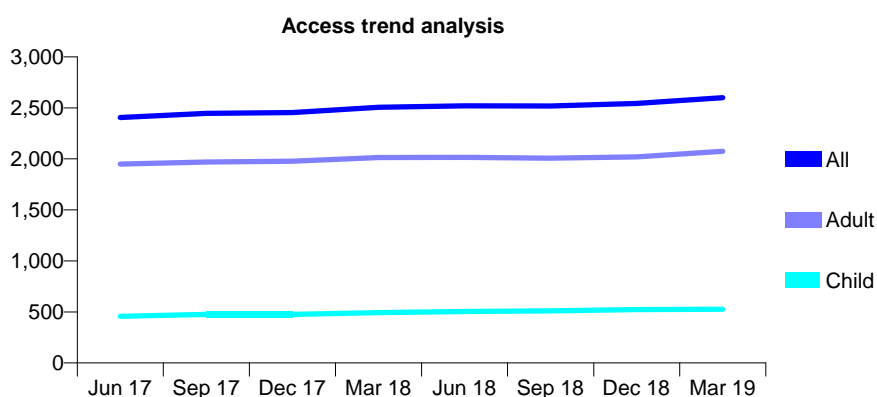
Q66 - Vital Signs At a Glance Contract Report for 127329/0001 - March 2019

Name or company name	Diplomat Devon Ltd
Contract type name	GDS Contract
Purpose of contract	General
Contract start date	06/12/2010
Contract end date	

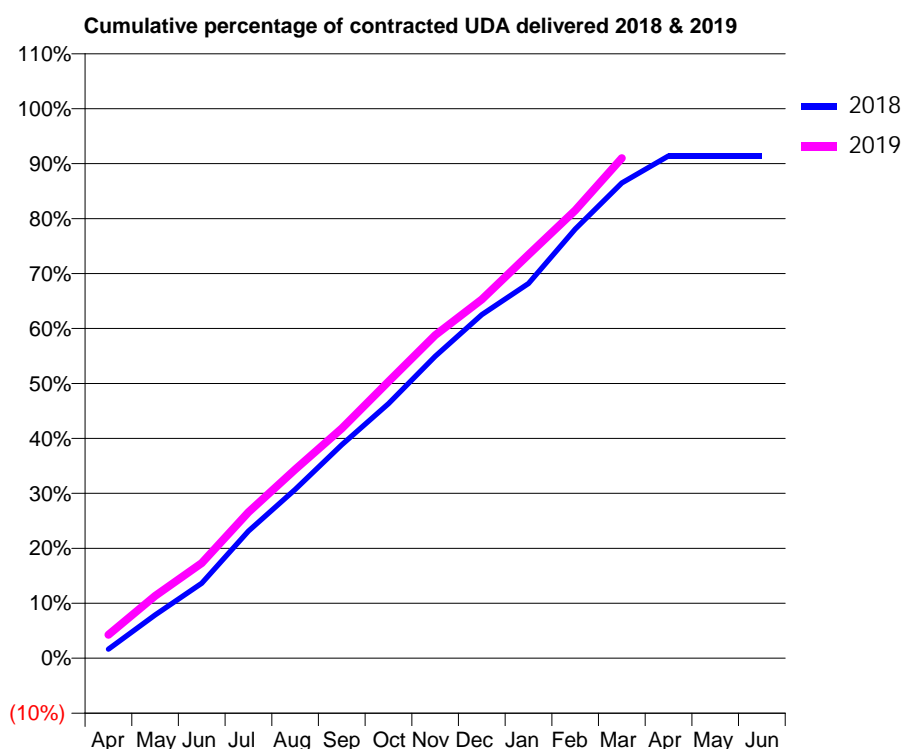
18/19 Contracted general activity (UDA)	9,000
Carry forward general activity (UDA)	0
18/19 Contracted orthodontic activity (UOA)	0
Carry forward orthodontic activity (UOA)	0
Baseline contract value	£236,109.63

ACCESS*

Patients seen in 24 months	Total	Change since previous quarter
Quarter ending March 2018	2,507	
Quarter ending June 2018	2,519	→
Quarter ending September 2018	2,518	→
Quarter ending December 2018	2,543	→
Quarter ending March 2019	2,601	↑
Variance since March 2018	3.7%	↑



ACTIVITY



Adjusted Scheduled Activity (UDA)		
Month	2018	2019
April	147	384
May	709	1,021
June	1,230	1,558
July	2,083	2,392
August	2,764	3,090
September	3,496	3,762
October	4,169	4,530
November	4,943	5,290
December	5,627	5,876
January	6,139	6,607
February	7,028	7,335
March	7,782	8,189
April	8,226	
May	8,226	
June	8,226	

QUALITY

	Quantity	Base Number	Contract	AT	Region	England
% of FP17s for the same patient ID Re-attending within 3 months - Children	65	821	7.9%	9.4%	11.3%	11.8%
% of FP17s for the same patient ID Re-attending within 3 months - Adults	600	3,436	17.5%	14.0%	15.4%	15.7%
% of FP17s for the same patient ID Re-attending between 3 & 9 months - Children	550	821	67.0%	60.1%	61.3%	58.9%
% of FP17s for the same patient ID Re-attending between 3 & 9 months - Adults	2,026	3,436	59.0%	50.5%	52.1%	50.8%
% of FP17s for Band 1 Urgent Courses	319	3,973	8.0%	10.1%	9.5%	9.1%
% of FP17s Relating to Free Repair or Replacements	21	3,973	0.5%	0.9%	0.6%	0.8%
% of FP17s Relating to Continuations	66	3,973	1.7%	1.0%	0.8%	0.9%
% of Patients satisfied with the dentistry they have received	2	2	N/A	93.2%	92.4%	92.5%
% of Patients satisfied with the time they had to wait for an appointment	2	2	N/A	84.5%	86.3%	87.0%

* This is based on patients treated on this contract for their most recent course of treatment. Figures in italics indicate the base number of FP17s or Patient Questionnaire responses are less than 100. N/A is shown where the base number of responses is less than 10 during the period. % is calculated as Quantity/Base number*100

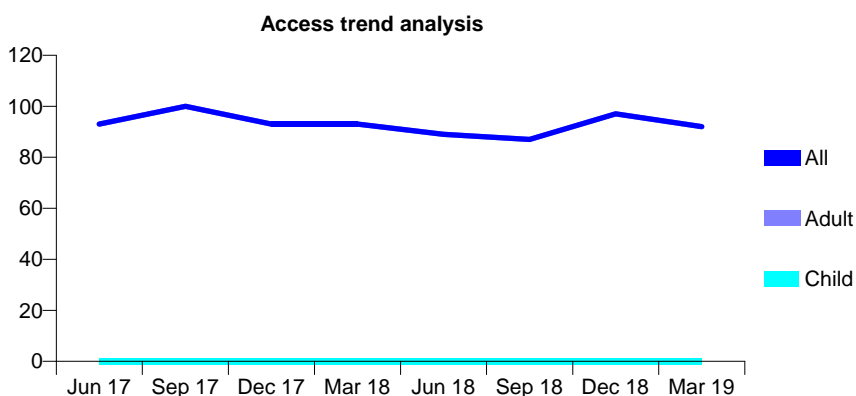
Q66 - Vital Signs At a Glance Contract Report for 127329/0002 - March 2019

Name or company name	Diplomat Devon Ltd
Contract type name	PDS Contract
Purpose of contract	General
Contract start date	01/10/2013
Contract end date	31/03/2022

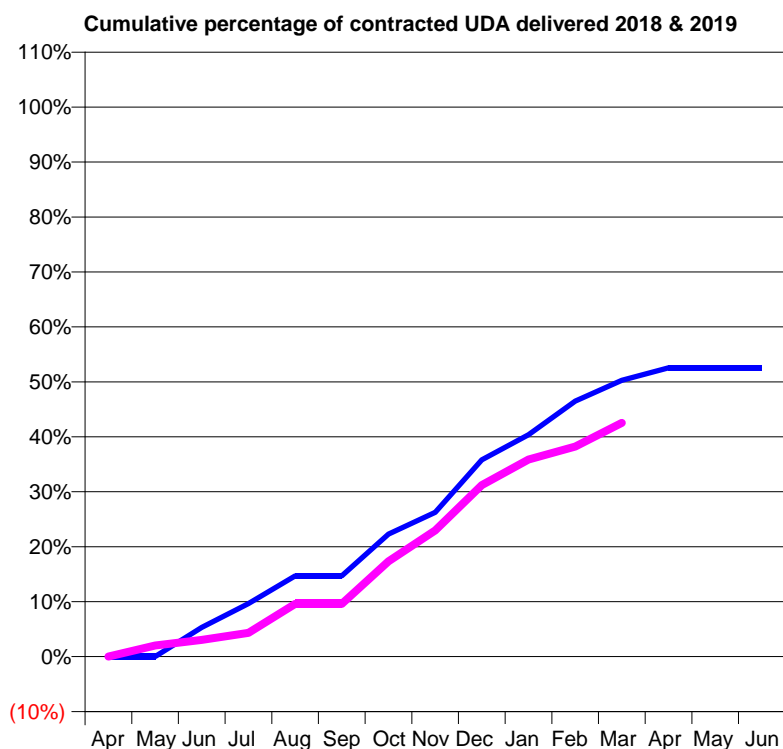
18/19 Contracted general activity (UDA)	540
Carry forward general activity (UDA)	0
18/19 Contracted orthodontic activity (UOA)	0
Carry forward orthodontic activity (UOA)	0
Baseline contract value	£15,940.07

ACCESS*

Patients seen in 24 months	Total	Change since previous quarter
Quarter ending March 2018	93	
Quarter ending June 2018	89	↓
Quarter ending September 2018	87	↓
Quarter ending December 2018	97	↑
Quarter ending March 2019	92	↓
Variance since March 2018	(1.1%)	↓



ACTIVITY



Month	Adjusted Scheduled Activity (UDA)	
	2018	2019
April	0	0
May	0	11
June	29	16
July	52	23
August	79	52
September	79	52
October	120	94
November	142	124
December	193	168
January	218	194
February	251	206
March	272	230
April	284	
May	284	
June	284	

QUALITY

	Quantity	Base Number	Contract	AT	Region	England
% of FP17s for the same patient ID Re-attending within 3 months - Children	0	0	N/A	9.4%	11.3%	11.8%
% of FP17s for the same patient ID Re-attending within 3 months - Adults	33	113	29.2%	14.0%	15.4%	15.7%
% of FP17s for the same patient ID Re-attending between 3 & 9 months - Children	0	0	N/A	60.1%	61.3%	58.9%
% of FP17s for the same patient ID Re-attending between 3 & 9 months - Adults	33	113	29.2%	50.5%	52.1%	50.8%
% of FP17s for Band 1 Urgent Courses	28	107	26.2%	10.1%	9.5%	9.1%
% of FP17s Relating to Free Repair or Replacements	0	107	0.0%	0.9%	0.6%	0.8%
% of FP17s Relating to Continuations	0	107	0.0%	1.0%	0.8%	0.9%
% of Patients satisfied with the dentistry they have received	0	0	N/A	93.2%	92.4%	92.5%
% of Patients satisfied with the time they had to wait for an appointment	0	0	N/A	84.5%	86.3%	87.0%

* This is based on patients treated on this contract for their most recent course of treatment. Figures in italics indicate the base number of FP17s or Patient Questionnaire responses are less than 100. N/A is shown where the base number of responses is less than 10 during the period. % is calculated as Quantity/Base number*100

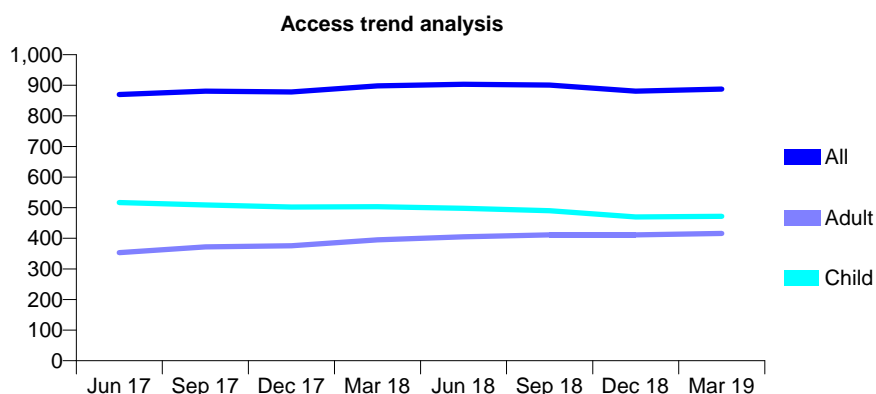
Q66 - Vital Signs At a Glance Contract Report for 127817/0001 - March 2019

Name or company name	Shiphay Dental & Torbay Implant Centre
Contract type name	GDS Contract
Purpose of contract	General
Contract start date	01/06/2014
Contract end date	

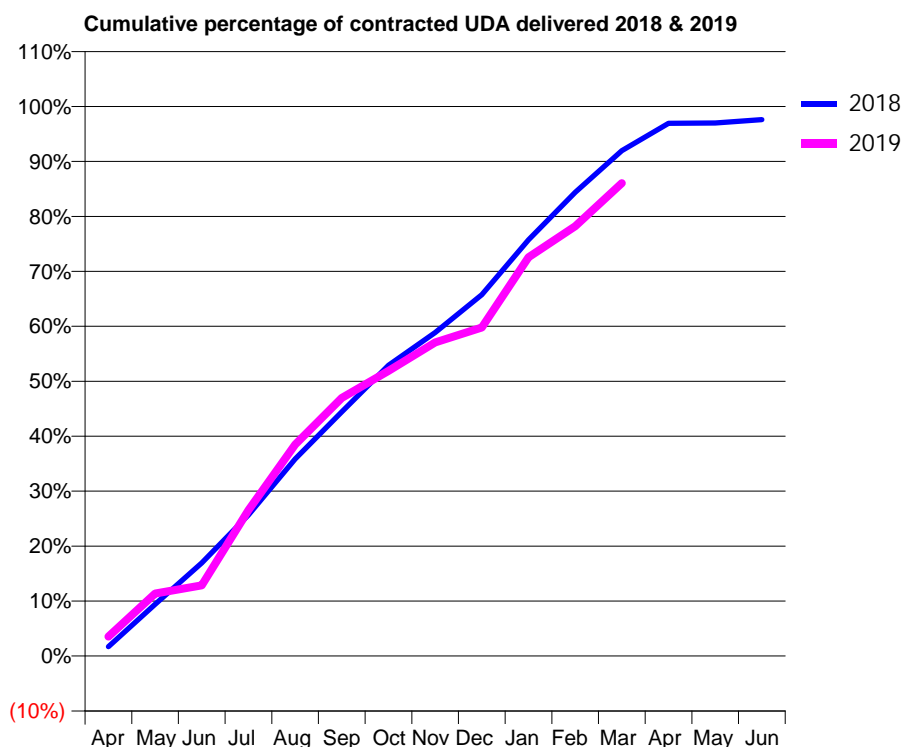
18/19 Contracted general activity (UDA)	2,000
Carry forward general activity (UDA)	48
18/19 Contracted orthodontic activity (UOA)	0
Carry forward orthodontic activity (UOA)	0
Baseline contract value	£47,705.68

ACCESS*

Patients seen in 24 months	Total	Change since previous quarter
Quarter ending March 2018	898	
Quarter ending June 2018	903	→
Quarter ending September 2018	901	→
Quarter ending December 2018	881	↓
Quarter ending March 2019	888	→
Variance since March 2018	(1.1%)	↓



ACTIVITY



Month	Adjusted Scheduled Activity (UDA)	
	2018	2019
April	34	71
May	189	228
June	339	257
July	513	531
August	718	770
September	888	939
October	1,058	1,038
November	1,178	1,141
December	1,315	1,196
January	1,515	1,451
February	1,688	1,564
March	1,839	1,721
April	1,939	
May	1,940	
June	1,952	

QUALITY

	Quantity	Base Number	Contract	AT	Region	England
% of FP17s for the same patient ID Re-attending within 3 months - Children	46	840	5.5%	9.4%	11.3%	11.8%
% of FP17s for the same patient ID Re-attending within 3 months - Adults	42	529	7.9%	14.0%	15.4%	15.7%
% of FP17s for the same patient ID Re-attending between 3 & 9 months - Children	631	840	75.1%	60.1%	61.3%	58.9%
% of FP17s for the same patient ID Re-attending between 3 & 9 months - Adults	353	529	66.7%	50.5%	52.1%	50.8%
% of FP17s for Band 1 Urgent Courses	33	1,321	2.5%	10.1%	9.5%	9.1%
% of FP17s Relating to Free Repair or Replacements	9	1,321	0.7%	0.9%	0.6%	0.8%
% of FP17s Relating to Continuations	1	1,321	0.1%	1.0%	0.8%	0.9%
% of Patients satisfied with the dentistry they have received	0	0	N/A	93.2%	92.4%	92.5%
% of Patients satisfied with the time they had to wait for an appointment	0	0	N/A	84.5%	86.3%	87.0%

* This is based on patients treated on this contract for their most recent course of treatment.

Figures in italics indicate the base number of FP17s or Patient Questionnaire responses are less than 100. N/A is shown where the base number of responses is less than 10 during the period. % is calculated as Quantity/Base number*100

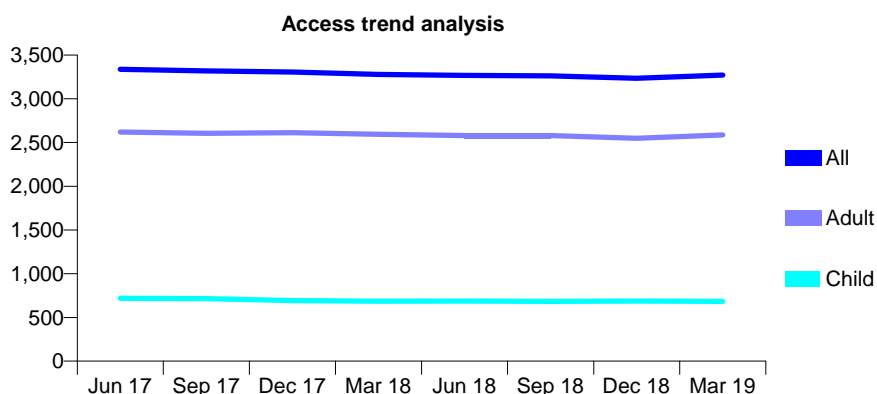
Q66 - Vital Signs At a Glance Contract Report for 129550/0001 - March 2019

Name or company name	Noahs Ark (Fowey) Ltd
Contract type name	Pilot Contract
Purpose of contract	General
Contract start date	01/09/2013
Contract end date	

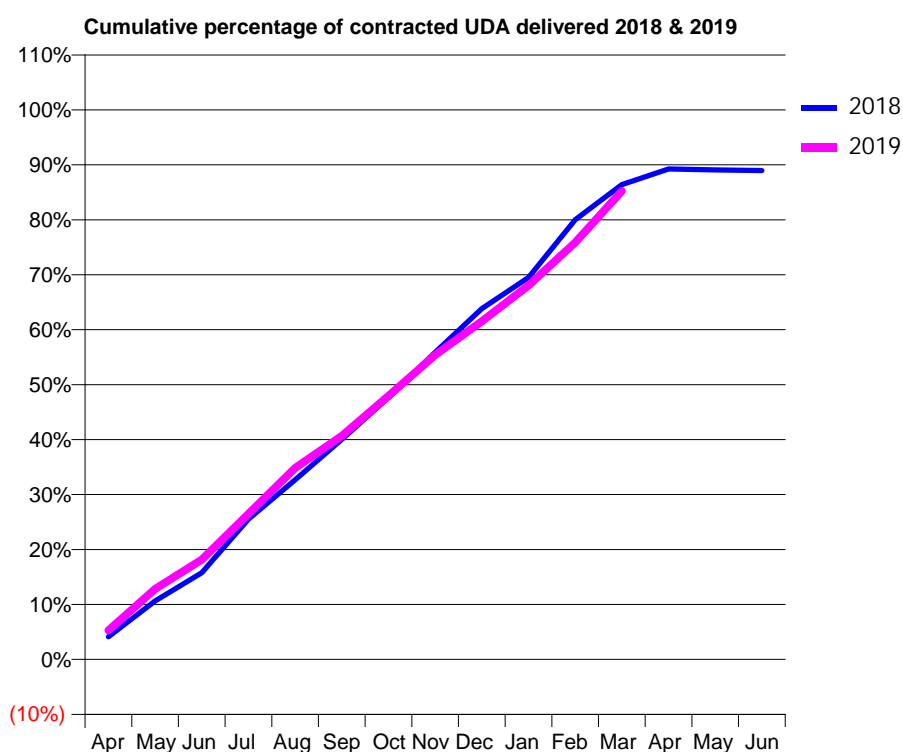
18/19 Contracted general activity (UDA)	8,983
Carry forward general activity (UDA)	0
18/19 Contracted orthodontic activity (UOA)	0
Carry forward orthodontic activity (UOA)	0
Baseline contract value	£245,381.58

ACCESS*

Patients seen in 24 months	Total	Change since previous quarter
Quarter ending March 2018	3,278	
Quarter ending June 2018	3,267	→
Quarter ending September 2018	3,263	→
Quarter ending December 2018	3,236	→
Quarter ending March 2019	3,272	→
Variance since March 2018	(0.2%)	→



ACTIVITY



Month	2018	2019
April	369	476
May	955	1,151
June	1,415	1,632
July	2,294	2,379
August	2,937	3,132
September	3,596	3,652
October	4,281	4,306
November	5,022	4,977
December	5,734	5,527
January	6,242	6,114
February	7,188	6,815
March	7,762	7,654
April	8,017	
May	8,001	
June	7,991	

QUALITY

	Quantity	Base Number	Contract	AT	Region	England
% of FP17s for the same patient ID Re-attending within 3 months - Children	46	1,056	4.4%	9.4%	11.3%	11.8%
% of FP17s for the same patient ID Re-attending within 3 months - Adults	384	3,016	12.7%	14.0%	15.4%	15.7%
% of FP17s for the same patient ID Re-attending between 3 & 9 months - Children	724	1,056	68.6%	60.1%	61.3%	58.9%
% of FP17s for the same patient ID Re-attending between 3 & 9 months - Adults	1,022	3,016	33.9%	50.5%	52.1%	50.8%
% of FP17s for Band 1 Urgent Courses	268	3,946	6.8%	10.1%	9.5%	9.1%
% of FP17s Relating to Free Repair or Replacements	53	3,946	1.3%	0.9%	0.6%	0.8%
% of FP17s Relating to Continuations	11	3,946	0.3%	1.0%	0.8%	0.9%
% of Patients satisfied with the dentistry they have received	2	2	N/A	93.2%	92.4%	92.5%
% of Patients satisfied with the time they had to wait for an appointment	2	2	N/A	84.5%	86.3%	87.0%

* This is based on patients treated on this contract for their most recent course of treatment. Figures in italics indicate the base number of FP17s or Patient Questionnaire responses are less than 100. N/A is shown where the base number of responses is less than 10 during the period. % is calculated as Quantity/Base number*100

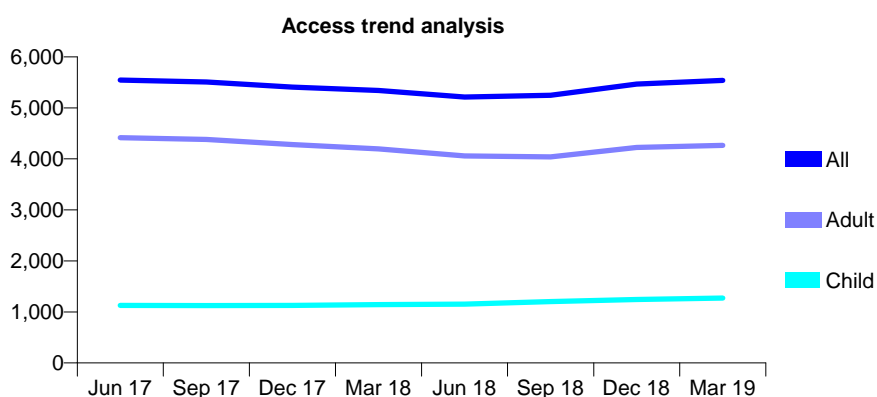
Q66 - Vital Signs At a Glance Contract Report for 129879/0001 - March 2019

Name or company name	Victoria Road Practice Ltd
Contract type name	GDS Contract
Purpose of contract	General
Contract start date	01/04/2009
Contract end date	

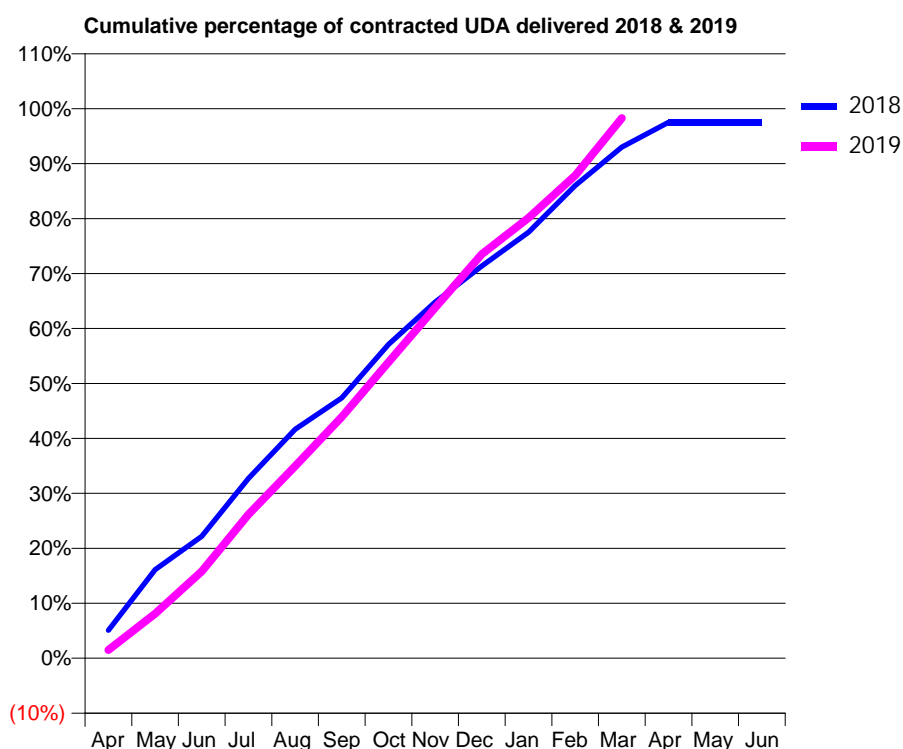
18/19 Contracted general activity (UDA)	16,642
Carry forward general activity (UDA)	414
18/19 Contracted orthodontic activity (UOA)	0
Carry forward orthodontic activity (UOA)	0
Baseline contract value	£452,156.88

ACCESS*

Patients seen in 24 months	Total	Change since previous quarter
Quarter ending March 2018	5,339	
Quarter ending June 2018	5,212	↓
Quarter ending September 2018	5,246	→
Quarter ending December 2018	5,466	↑
Quarter ending March 2019	5,538	→
Variance since March 2018	3.7%	↑



ACTIVITY



Month	2018	2019
April	848	253
May	2,683	1,349
June	3,693	2,631
July	5,444	4,355
August	6,930	5,817
September	7,881	7,307
October	9,502	8,965
November	10,784	10,613
December	11,874	12,235
January	12,901	13,336
February	14,315	14,616
March	15,478	16,353
April	16,228	
May	16,229	
June	16,228	

QUALITY

	Quantity	Base Number	Contract	AT	Region	England
% of FP17s for the same patient ID Re-attending within 3 months - Children	197	2,082	9.5%	9.4%	11.3%	11.8%
% of FP17s for the same patient ID Re-attending within 3 months - Adults	1,222	6,899	17.7%	14.0%	15.4%	15.7%
% of FP17s for the same patient ID Re-attending between 3 & 9 months - Children	1,210	2,082	58.1%	60.1%	61.3%	58.9%
% of FP17s for the same patient ID Re-attending between 3 & 9 months - Adults	3,849	6,899	55.8%	50.5%	52.1%	50.8%
% of FP17s for Band 1 Urgent Courses	693	8,660	8.0%	10.1%	9.5%	9.1%
% of FP17s Relating to Free Repair or Replacements	112	8,660	1.3%	0.9%	0.6%	0.8%
% of FP17s Relating to Continuations	61	8,660	0.7%	1.0%	0.8%	0.9%
% of Patients satisfied with the dentistry they have received	4	4	N/A	93.2%	92.4%	92.5%
% of Patients satisfied with the time they had to wait for an appointment	4	4	N/A	84.5%	86.3%	87.0%

* This is based on patients treated on this contract for their most recent course of treatment.

Figures in italics indicate the base number of FP17s or Patient Questionnaire responses are less than 100. N/A is shown where the base number of responses is less than 10 during the period. % is calculated as Quantity/Base number*100

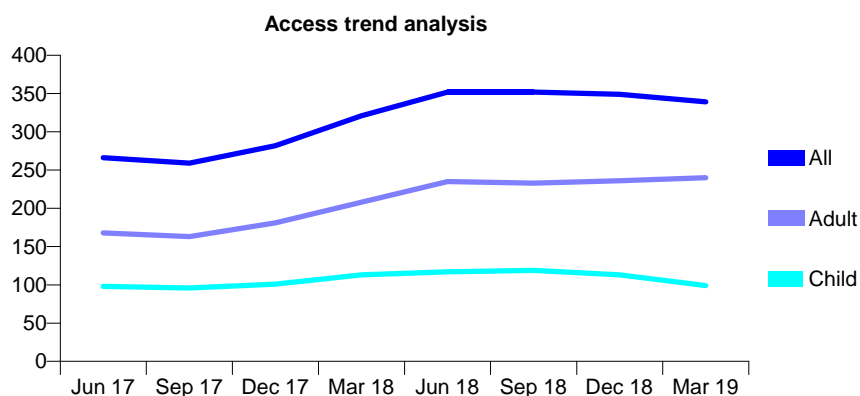
Q66 - Vital Signs At a Glance Contract Report for 130192/0001 - March 2019

Name or company name	Golds Place Dental Practice Ltd
Contract type name	GDS Contract
Purpose of contract	General
Contract start date	01/07/2010
Contract end date	

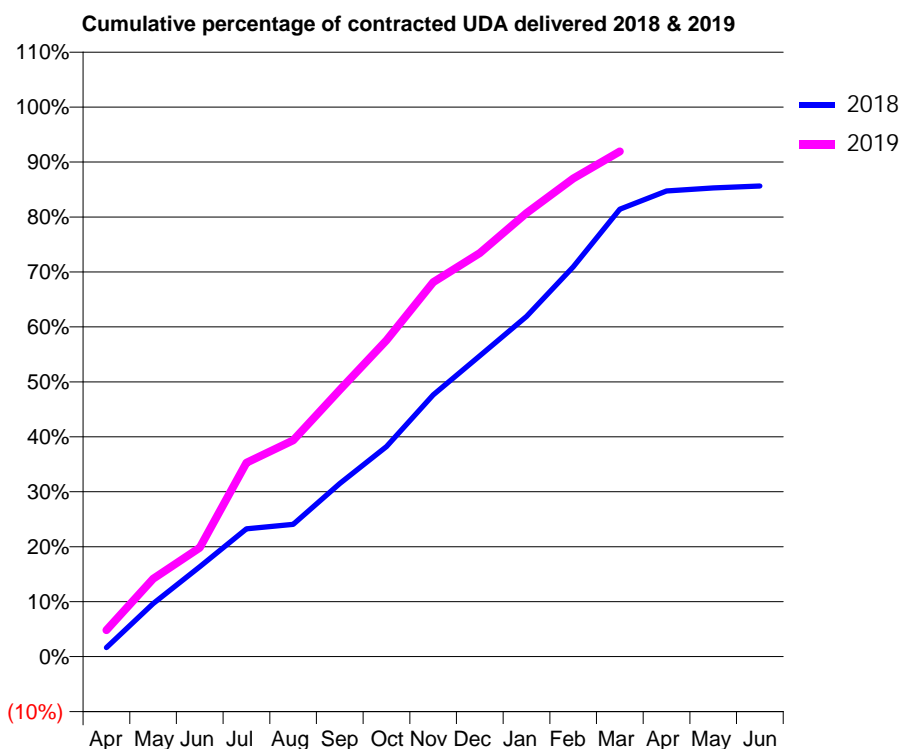
18/19 Contracted general activity (UDA)	1,100
Carry forward general activity (UDA)	0
18/19 Contracted orthodontic activity (UOA)	0
Carry forward orthodontic activity (UOA)	0
Baseline contract value	£25,358.87

ACCESS*

Patients seen in 24 months	Total	Change since previous quarter
Quarter ending March 2018	321	
Quarter ending June 2018	352	↑
Quarter ending September 2018	352	→
Quarter ending December 2018	349	→
Quarter ending March 2019	339	↓
Variance since March 2018	5.6%	↑



ACTIVITY



Month	Adjusted Scheduled Activity (UDA)	
	2018	2019
April	15	53
May	87	156
June	147	218
July	209	388
August	217	433
September	283	534
October	344	633
November	429	749
December	493	808
January	557	888
February	638	957
March	733	1,011
April	763	
May	768	
June	771	

QUALITY

	Quantity	Base Number	Contract	AT	Region	England
% of FP17s for the same patient ID Re-attending within 3 months - Children	2	152	1.3%	9.4%	11.3%	11.8%
% of FP17s for the same patient ID Re-attending within 3 months - Adults	30	379	7.9%	14.0%	15.4%	15.7%
% of FP17s for the same patient ID Re-attending between 3 & 9 months - Children	118	152	77.6%	60.1%	61.3%	58.9%
% of FP17s for the same patient ID Re-attending between 3 & 9 months - Adults	247	379	65.2%	50.5%	52.1%	50.8%
% of FP17s for Band 1 Urgent Courses	37	505	7.3%	10.1%	9.5%	9.1%
% of FP17s Relating to Free Repair or Replacements	1	505	0.2%	0.9%	0.6%	0.8%
% of FP17s Relating to Continuations	1	505	0.2%	1.0%	0.8%	0.9%
% of Patients satisfied with the dentistry they have received	1	1	N/A	93.2%	92.4%	92.5%
% of Patients satisfied with the time they had to wait for an appointment	1	1	N/A	84.5%	86.3%	87.0%

* This is based on patients treated on this contract for their most recent course of treatment. Figures in italics indicate the base number of FP17s or Patient Questionnaire responses are less than 100. N/A is shown where the base number of responses is less than 10 during the period. % is calculated as Quantity/Base number*100

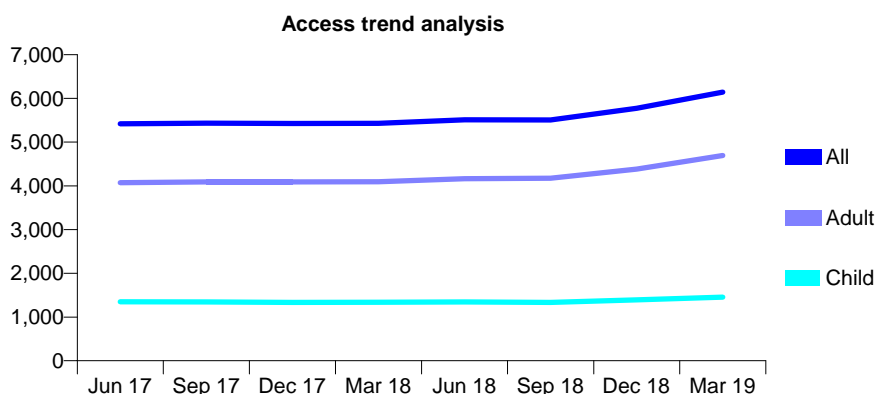
Q66 - Vital Signs At a Glance Contract Report for 132071/0001 - March 2019

Name or company name	Moor Dental Care Ltd
Contract type name	GDS Contract
Purpose of contract	General
Contract start date	01/12/2009
Contract end date	

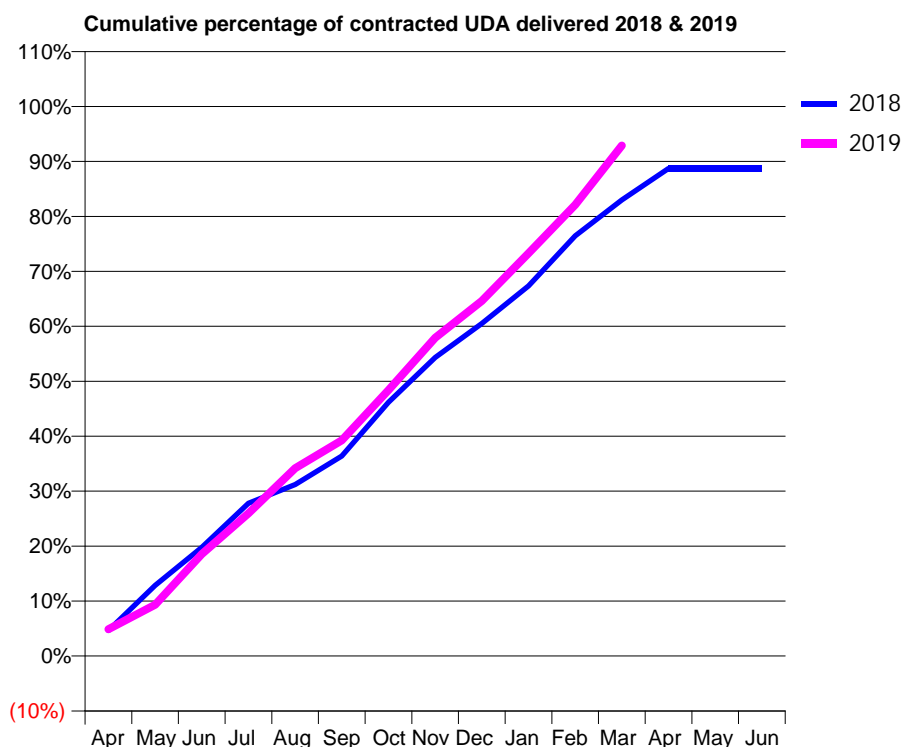
18/19 Contracted general activity (UDA)	16,000
Carry forward general activity (UDA)	0
18/19 Contracted orthodontic activity (UOA)	0
Carry forward orthodontic activity (UOA)	0
Baseline contract value	£438,006.02

ACCESS*

Patients seen in 24 months	Total	Change since previous quarter
Quarter ending March 2018	5,431	
Quarter ending June 2018	5,510	→
Quarter ending September 2018	5,508	→
Quarter ending December 2018	5,776	↑
Quarter ending March 2019	6,144	↑
Variance since March 2018	13.1%	↑



ACTIVITY



Month	Adjusted Scheduled Activity (UDA)	
	2018	2019
April	743	784
May	2,058	1,492
June	3,163	2,970
July	4,447	4,156
August	4,991	5,470
September	5,823	6,279
October	7,387	7,744
November	8,692	9,265
December	9,681	10,337
January	10,776	11,725
February	12,231	13,137
March	13,278	14,859
April	14,199	
May	14,199	
June	14,199	

QUALITY

	Quantity	Base Number	Contract	AT	Region	England
% of FP17s for the same patient ID Re-attending within 3 months - Children	151	2,311	6.5%	9.4%	11.3%	11.8%
% of FP17s for the same patient ID Re-attending within 3 months - Adults	853	6,746	12.6%	14.0%	15.4%	15.7%
% of FP17s for the same patient ID Re-attending between 3 & 9 months - Children	1,476	2,311	63.9%	60.1%	61.3%	58.9%
% of FP17s for the same patient ID Re-attending between 3 & 9 months - Adults	3,625	6,746	53.7%	50.5%	52.1%	50.8%
% of FP17s for Band 1 Urgent Courses	683	8,074	8.5%	10.1%	9.5%	9.1%
% of FP17s Relating to Free Repair or Replacements	92	8,074	1.1%	0.9%	0.6%	0.8%
% of FP17s Relating to Continuations	60	8,074	0.7%	1.0%	0.8%	0.9%
% of Patients satisfied with the dentistry they have received	4	4	N/A	93.2%	92.4%	92.5%
% of Patients satisfied with the time they had to wait for an appointment	4	4	N/A	84.5%	86.3%	87.0%

* This is based on patients treated on this contract for their most recent course of treatment.

Figures in italics indicate the base number of FP17s or Patient Questionnaire responses are less than 100. N/A is shown where the base number of responses is less than 10 during the period. % is calculated as Quantity/Base number*100

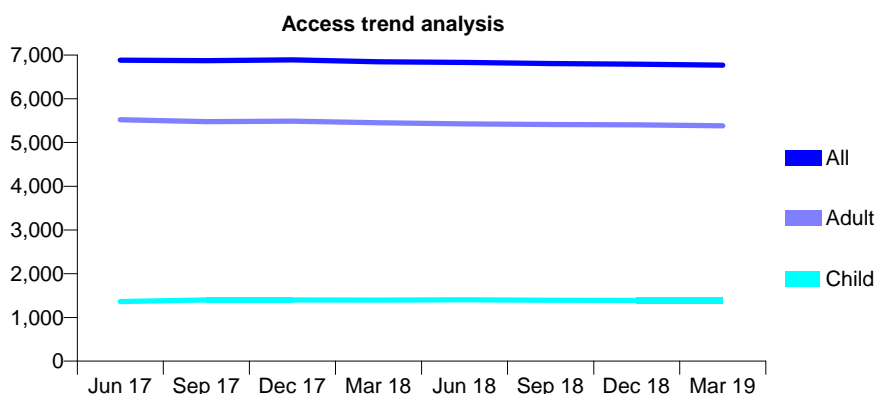
Q66 - Vital Signs At a Glance Contract Report for 132470/0001 - March 2019

Name or company name	Mr & Mrs Murgatroyd
Contract type name	GDS Contract
Purpose of contract	General
Contract start date	02/02/2013
Contract end date	

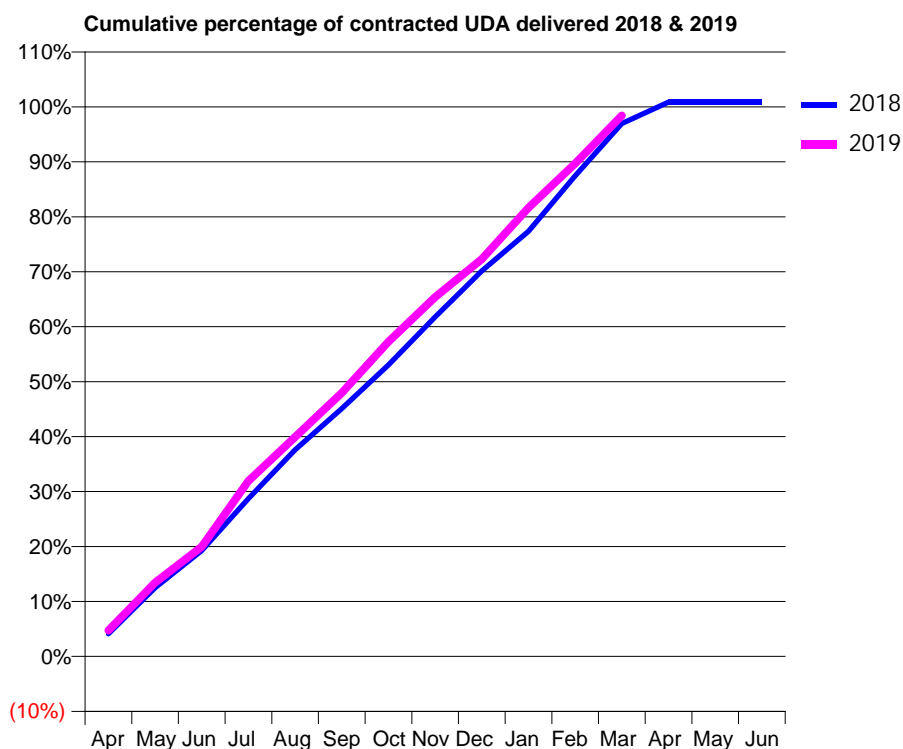
18/19 Contracted general activity (UDA)	17,152
Carry forward general activity (UDA)	-149
18/19 Contracted orthodontic activity (UOA)	0
Carry forward orthodontic activity (UOA)	0
Baseline contract value	£463,729.44

ACCESS*

Patients seen in 24 months	Total	Change since previous quarter
Quarter ending March 2018	6,846	
Quarter ending June 2018	6,831	→
Quarter ending September 2018	6,805	→
Quarter ending December 2018	6,791	→
Quarter ending March 2019	6,770	→
Variance since March 2018	(1.1%)	↓



ACTIVITY



Month	Adjusted Scheduled Activity (UDA)	
	2018	2019
April	705	814
May	2,145	2,305
June	3,304	3,424
July	4,930	5,477
August	6,449	6,853
September	7,738	8,222
October	9,099	9,825
November	10,598	11,215
December	12,032	12,403
January	13,272	14,002
February	15,003	15,388
March	16,628	16,879
April	17,301	
May	17,301	
June	17,301	

QUALITY

	Quantity	Base Number	Contract	AT	Region	England
% of FP17s for the same patient ID Re-attending within 3 months - Children	158	2,389	6.6%	9.4%	11.3%	11.8%
% of FP17s for the same patient ID Re-attending within 3 months - Adults	1,048	7,646	13.7%	14.0%	15.4%	15.7%
% of FP17s for the same patient ID Re-attending between 3 & 9 months - Children	1,756	2,389	73.5%	60.1%	61.3%	58.9%
% of FP17s for the same patient ID Re-attending between 3 & 9 months - Adults	3,747	7,646	49.0%	50.5%	52.1%	50.8%
% of FP17s for Band 1 Urgent Courses	813	8,458	9.6%	10.1%	9.5%	9.1%
% of FP17s Relating to Free Repair or Replacements	38	8,458	0.4%	0.9%	0.6%	0.8%
% of FP17s Relating to Continuations	77	8,458	0.9%	1.0%	0.8%	0.9%
% of Patients satisfied with the dentistry they have received	7	7	N/A	93.2%	92.4%	92.5%
% of Patients satisfied with the time they had to wait for an appointment	7	7	N/A	84.5%	86.3%	87.0%

* This is based on patients treated on this contract for their most recent course of treatment. Figures in italics indicate the base number of FP17s or Patient Questionnaire responses are less than 100. N/A is shown where the base number of responses is less than 10 during the period. % is calculated as Quantity/Base number*100

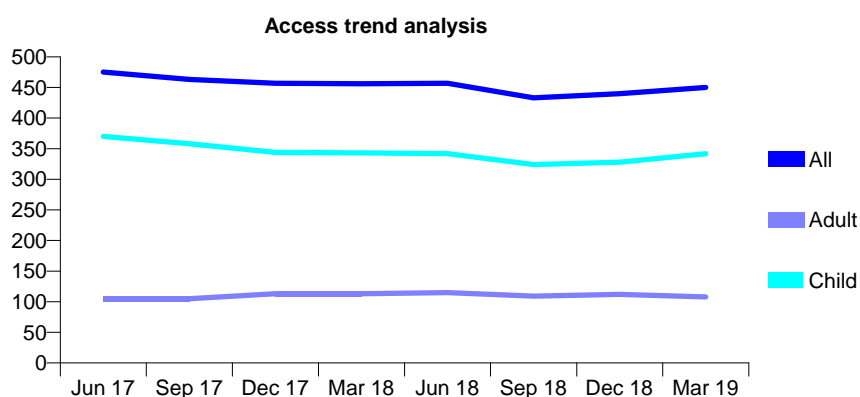
Q66 - Vital Signs At a Glance Contract Report for 134090/0001 - March 2019

Name or company name	Cherrybrook Dental Surgery
Contract type name	PDS Contract
Purpose of contract	General
Contract start date	01/09/2007
Contract end date	31/03/2021

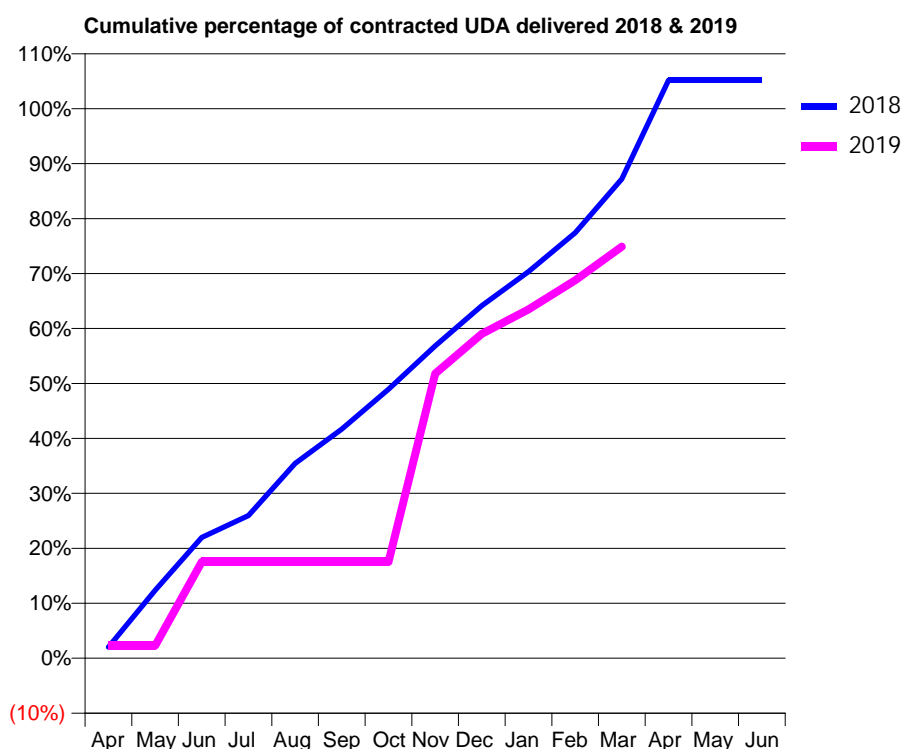
18/19 Contracted general activity (UDA)	1,087
Carry forward general activity (UDA)	-22
18/19 Contracted orthodontic activity (UOA)	0
Carry forward orthodontic activity (UOA)	0
Baseline contract value	£28,636.31

ACCESS*

Patients seen in 24 months	Total	Change since previous quarter
Quarter ending March 2018	456	
Quarter ending June 2018	457	→
Quarter ending September 2018	433	↓
Quarter ending December 2018	440	→
Quarter ending March 2019	450	↑
Variance since March 2018	(1.3%)	↓



ACTIVITY



Month	Adjusted Scheduled Activity (UDA)	
	2018	2019
April	22	25
May	134	25
June	239	191
July	282	191
August	386	191
September	453	191
October	532	191
November	618	563
December	697	641
January	765	690
February	842	747
March	948	814
April	1,143	
May	1,143	
June	1,143	

QUALITY

	Quantity	Base Number	Contract	AT	Region	England
% of FP17s for the same patient ID Re-attending within 3 months - Children	34	537	6.3%	9.4%	11.3%	11.8%
% of FP17s for the same patient ID Re-attending within 3 months - Adults	1	64	1.6%	14.0%	15.4%	15.7%
% of FP17s for the same patient ID Re-attending between 3 & 9 months - Children	361	537	67.2%	60.1%	61.3%	58.9%
% of FP17s for the same patient ID Re-attending between 3 & 9 months - Adults	38	64	59.4%	50.5%	52.1%	50.8%
% of FP17s for Band 1 Urgent Courses	14	527	2.7%	10.1%	9.5%	9.1%
% of FP17s Relating to Free Repair or Replacements	0	527	0.0%	0.9%	0.6%	0.8%
% of FP17s Relating to Continuations	4	527	0.8%	1.0%	0.8%	0.9%
% of Patients satisfied with the dentistry they have received	0	0	N/A	93.2%	92.4%	92.5%
% of Patients satisfied with the time they had to wait for an appointment	0	0	N/A	84.5%	86.3%	87.0%

* This is based on patients treated on this contract for their most recent course of treatment.

Figures in italics indicate the base number of FP17s or Patient Questionnaire responses are less than 100. N/A is shown where the base number of responses is less than 10 during the period. % is calculated as Quantity/Base number*100

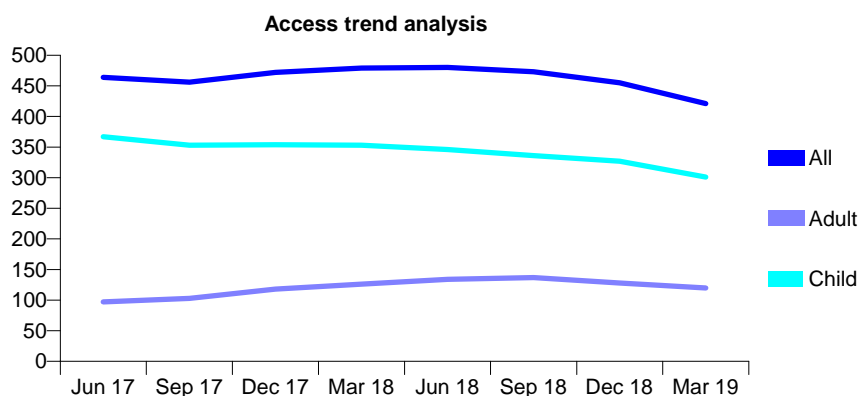
Q66 - Vital Signs At a Glance Contract Report for 135313/0001 - March 2019

Name or company name	Dean Hill Partnership
Contract type name	GDS Contract
Purpose of contract	General
Contract start date	28/03/2015
Contract end date	

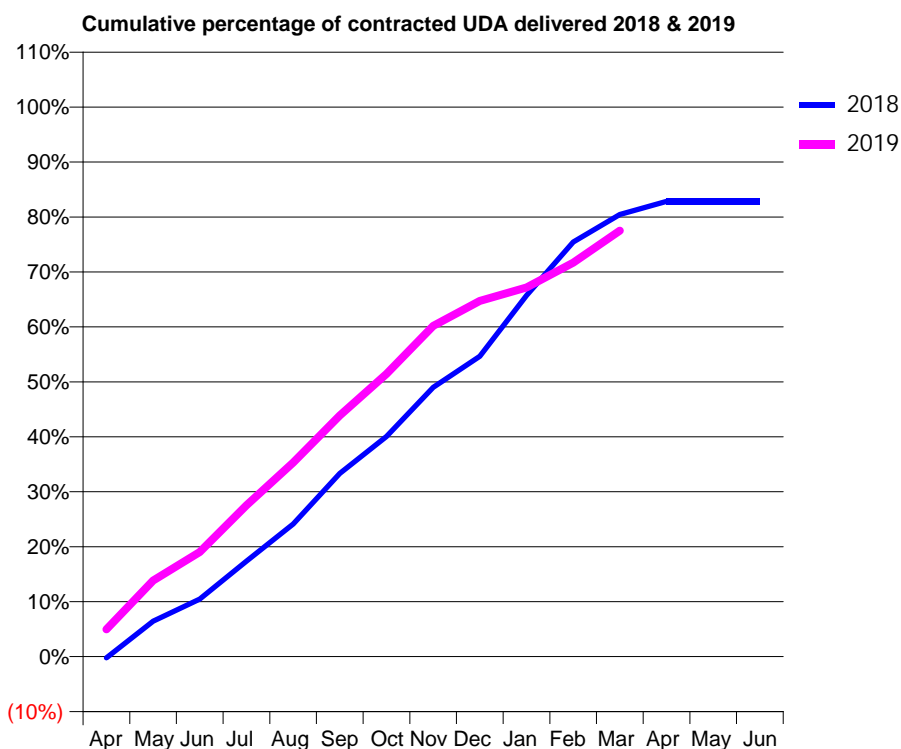
18/19 Contracted general activity (UDA)	799
Carry forward general activity (UDA)	0
18/19 Contracted orthodontic activity (UOA)	0
Carry forward orthodontic activity (UOA)	0
Baseline contract value	£18,894.13

ACCESS*

Patients seen in 24 months	Total	Change since previous quarter
Quarter ending March 2018	479	
Quarter ending June 2018	480	→
Quarter ending September 2018	473	↓
Quarter ending December 2018	455	↓
Quarter ending March 2019	421	↓
Variance since March 2018	(12.1%)	↓



ACTIVITY



Month	Adjusted Scheduled Activity (UDA)	
	2018	2019
April	-2	40
May	52	111
June	84	152
July	139	220
August	193	282
September	266	351
October	320	411
November	392	481
December	437	517
January	525	537
February	603	573
March	643	619
April	662	
May	662	
June	662	

QUALITY

	Quantity	Base Number	Contract	AT	Region	England
% of FP17s for the same patient ID Re-attending within 3 months - Children	13	369	3.5%	9.4%	11.3%	11.8%
% of FP17s for the same patient ID Re-attending within 3 months - Adults	0	113	0.0%	14.0%	15.4%	15.7%
% of FP17s for the same patient ID Re-attending between 3 & 9 months - Children	148	369	40.1%	60.1%	61.3%	58.9%
% of FP17s for the same patient ID Re-attending between 3 & 9 months - Adults	16	113	14.2%	50.5%	52.1%	50.8%
% of FP17s for Band 1 Urgent Courses	41	467	8.8%	10.1%	9.5%	9.1%
% of FP17s Relating to Free Repair or Replacements	0	467	0.0%	0.9%	0.6%	0.8%
% of FP17s Relating to Continuations	0	467	0.0%	1.0%	0.8%	0.9%
% of Patients satisfied with the dentistry they have received	0	0	N/A	93.2%	92.4%	92.5%
% of Patients satisfied with the time they had to wait for an appointment	0	0	N/A	84.5%	86.3%	87.0%

* This is based on patients treated on this contract for their most recent course of treatment. Figures in italics indicate the base number of FP17s or Patient Questionnaire responses are less than 100. N/A is shown where the base number of responses is less than 10 during the period. % is calculated as Quantity/Base number*100

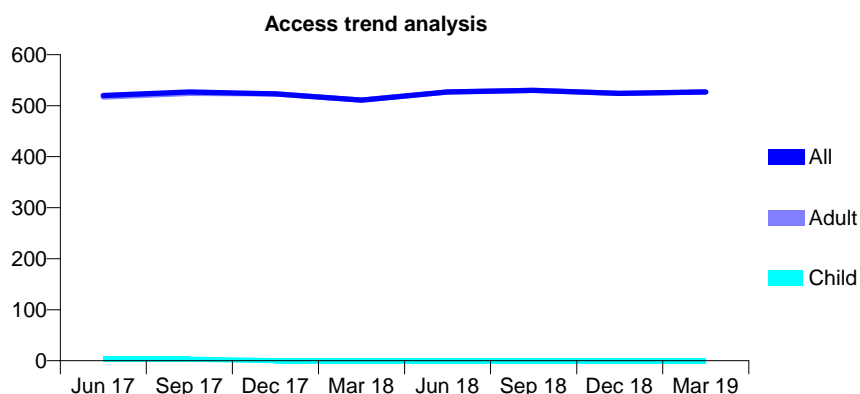
Q66 - Vital Signs At a Glance Contract Report for 135461/0001 - March 2019

Name or company name	The Visiting Dental Service Ltd
Contract type name	PDS Contract
Purpose of contract	General
Contract start date	01/04/2012
Contract end date	31/03/2019

18/19 Contracted general activity (UDA)	2,500
Carry forward general activity (UDA)	0
18/19 Contracted orthodontic activity (UOA)	0
Carry forward orthodontic activity (UOA)	0
Baseline contract value	£169,159.09

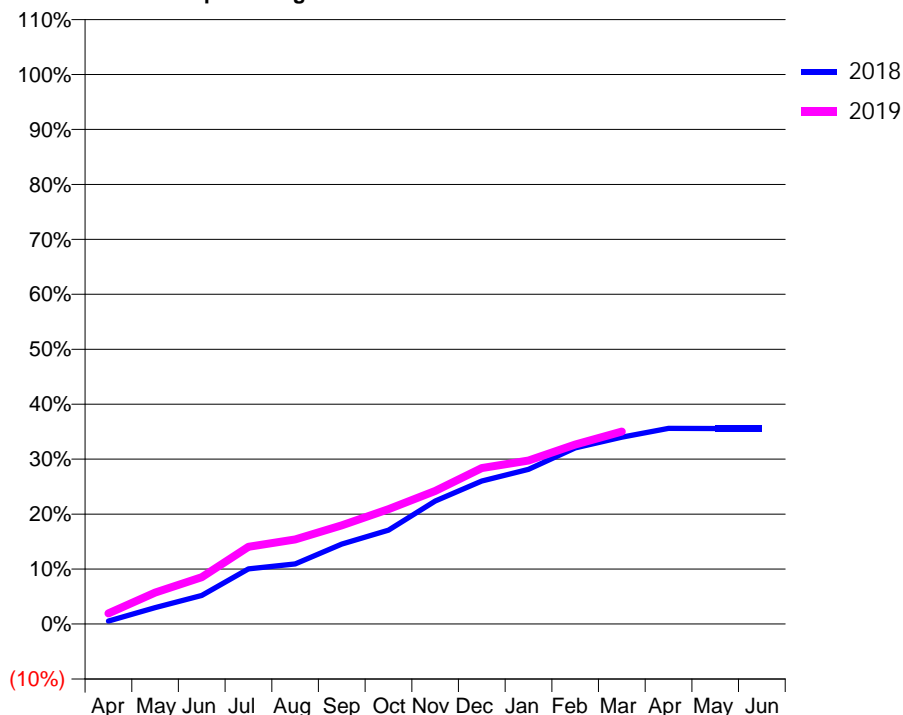
ACCESS*

Patients seen in 24 months	Total	Change since previous quarter
Quarter ending March 2018	511	
Quarter ending June 2018	527	↑
Quarter ending September 2018	530	→
Quarter ending December 2018	524	↓
Quarter ending March 2019	527	→
Variance since March 2018	3.1%	↑



ACTIVITY

Cumulative percentage of contracted UDA delivered 2018 & 2019



Month	Adjusted Scheduled Activity (UDA)	
	2018	2019
April	13	49
May	75	143
June	130	213
July	251	352
August	273	385
September	364	449
October	427	523
November	560	605
December	651	709
January	703	744
February	801	816
March	850	876
April	890	
May	889	
June	889	

QUALITY

	Quantity	Base Number	Contract	AT	Region	England
% of FP17s for the same patient ID Re-attending within 3 months - Children	0	0	N/A	9.4%	11.3%	11.8%
% of FP17s for the same patient ID Re-attending within 3 months - Adults	34	455	7.5%	14.0%	15.4%	15.7%
% of FP17s for the same patient ID Re-attending between 3 & 9 months - Children	0	0	N/A	60.1%	61.3%	58.9%
% of FP17s for the same patient ID Re-attending between 3 & 9 months - Adults	141	455	31.0%	50.5%	52.1%	50.8%
% of FP17s for Band 1 Urgent Courses	40	442	9.0%	10.1%	9.5%	9.1%
% of FP17s Relating to Free Repair or Replacements	1	442	0.2%	0.9%	0.6%	0.8%
% of FP17s Relating to Continuations	7	442	1.6%	1.0%	0.8%	0.9%
% of Patients satisfied with the dentistry they have received	0	0	N/A	93.2%	92.4%	92.5%
% of Patients satisfied with the time they had to wait for an appointment	0	0	N/A	84.5%	86.3%	87.0%

* This is based on patients treated on this contract for their most recent course of treatment.

Figures in italics indicate the base number of FP17s or Patient Questionnaire responses are less than 100. N/A is shown where the base number of responses is less than 10 during the period. % is calculated as Quantity/Base number*100

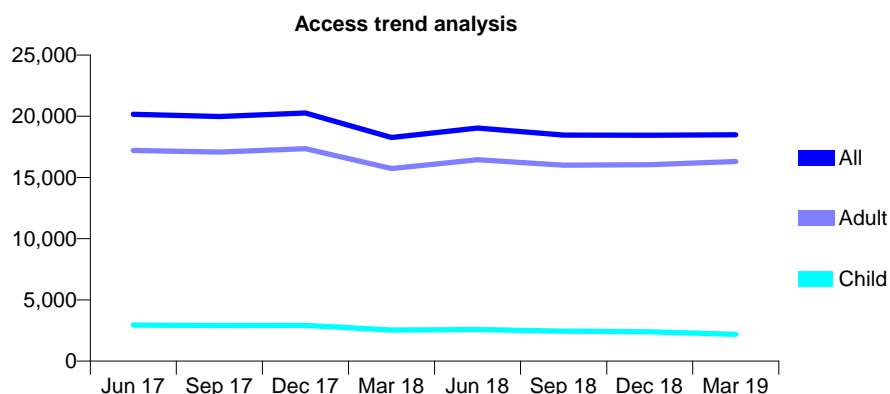
Q66 - Vital Signs At a Glance Contract Report for 136212/0001 - March 2019

Name or company name	PCH Dental CIC
Contract type name	PDS Contract
Purpose of contract	General
Contract start date	01/04/2013
Contract end date	31/03/2021

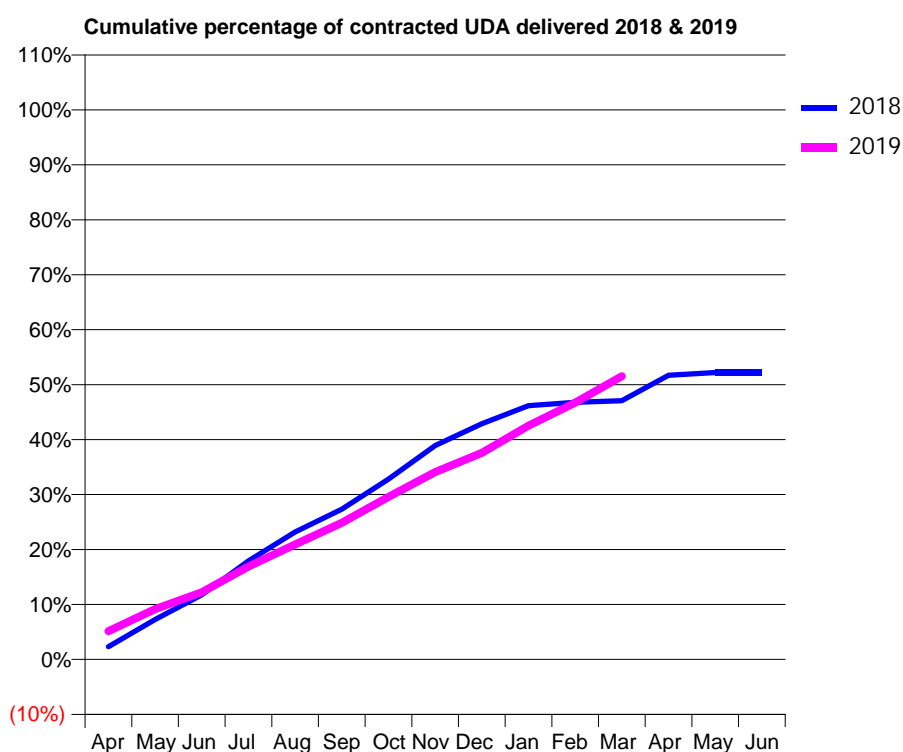
18/19 Contracted general activity (UDA)	46,000
Carry forward general activity (UDA)	0
18/19 Contracted orthodontic activity (UOA)	0
Carry forward orthodontic activity (UOA)	0
Baseline contract value	£6,753,617.37

ACCESS*

Patients seen in 24 months	Total	Change since previous quarter
Quarter ending March 2018	18,273	
Quarter ending June 2018	19,041	↑
Quarter ending September 2018	18,457	↓
Quarter ending December 2018	18,447	→
Quarter ending March 2019	18,492	→
Variance since March 2018	1.2%	→



ACTIVITY



Month	Adjusted Scheduled Activity (UDA)	
	2018	2019
April	1,071	2,364
May	3,345	4,214
June	5,406	5,619
July	8,245	7,771
August	10,676	9,629
September	12,575	11,442
October	15,100	13,597
November	17,914	15,676
December	19,727	17,284
January	21,237	19,563
February	21,523	21,495
March	21,665	23,699
April	23,783	
May	24,013	
June	24,013	

QUALITY

	Quantity	Base Number	Contract	AT	Region	England
% of FP17s for the same patient ID Re-attending within 3 months - Children	265	3,513	7.5%	9.4%	11.3%	11.8%
% of FP17s for the same patient ID Re-attending within 3 months - Adults	1,817	16,020	11.3%	14.0%	15.4%	15.7%
% of FP17s for the same patient ID Re-attending between 3 & 9 months - Children	398	3,513	11.3%	60.1%	61.3%	58.9%
% of FP17s for the same patient ID Re-attending between 3 & 9 months - Adults	1,399	16,020	8.7%	50.5%	52.1%	50.8%
% of FP17s for Band 1 Urgent Courses	14,535	17,479	83.2%	10.1%	9.5%	9.1%
% of FP17s Relating to Free Repair or Replacements	21	17,479	0.1%	0.9%	0.6%	0.8%
% of FP17s Relating to Continuations	0	17,479	0.0%	1.0%	0.8%	0.9%
% of Patients satisfied with the dentistry they have received	5	6	N/A	93.2%	92.4%	92.5%
% of Patients satisfied with the time they had to wait for an appointment	5	6	N/A	84.5%	86.3%	87.0%

* This is based on patients treated on this contract for their most recent course of treatment.

Figures in italics indicate the base number of FP17s or Patient Questionnaire responses are less than 100. N/A is shown where the base number of responses is less than 10 during the period. % is calculated as Quantity/Base number*100

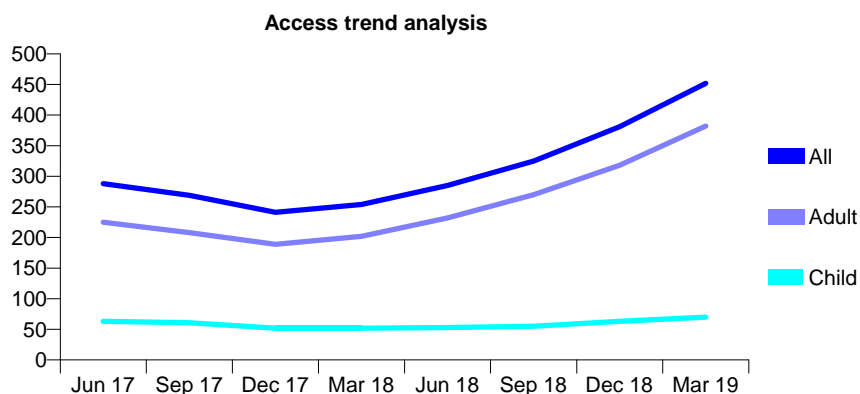
Q66 - Vital Signs At a Glance Contract Report for 136212/0003 - March 2019

Name or company name	PCH Dental CIC
Contract type name	GDS Contract
Purpose of contract	General
Contract start date	01/09/2014
Contract end date	

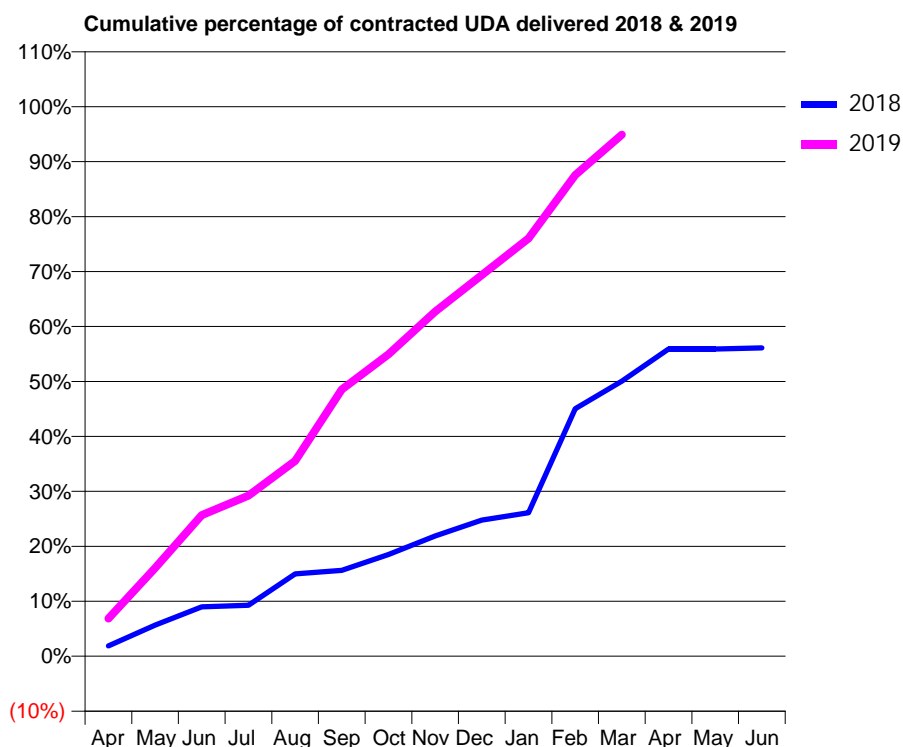
18/19 Contracted general activity (UDA)	1,400
Carry forward general activity (UDA)	0
18/19 Contracted orthodontic activity (UOA)	0
Carry forward orthodontic activity (UOA)	0
Baseline contract value	£35,262.10

ACCESS*

Patients seen in 24 months	Total	Change since previous quarter
Quarter ending March 2018	254	
Quarter ending June 2018	285	↑
Quarter ending September 2018	325	↑
Quarter ending December 2018	381	↑
Quarter ending March 2019	452	↑
Variance since March 2018	78.0%	↑



ACTIVITY



Month	2018	2019
April	26	96
May	79	225
June	126	359
July	130	409
August	210	497
September	219	679
October	259	769
November	307	878
December	347	971
January	366	1,064
February	631	1,226
March	701	1,328
April	783	
May	783	
June	786	

QUALITY

	Quantity	Base Number	Contract	AT	Region	England
% of FP17s for the same patient ID Re-attending within 3 months - Children	4	98	4.1%	9.4%	11.3%	11.8%
% of FP17s for the same patient ID Re-attending within 3 months - Adults	30	506	5.9%	14.0%	15.4%	15.7%
% of FP17s for the same patient ID Re-attending between 3 & 9 months - Children	46	98	46.9%	60.1%	61.3%	58.9%
% of FP17s for the same patient ID Re-attending between 3 & 9 months - Adults	182	506	36.0%	50.5%	52.1%	50.8%
% of FP17s for Band 1 Urgent Courses	192	569	33.7%	10.1%	9.5%	9.1%
% of FP17s Relating to Free Repair or Replacements	0	569	0.0%	0.9%	0.6%	0.8%
% of FP17s Relating to Continuations	0	569	0.0%	1.0%	0.8%	0.9%
% of Patients satisfied with the dentistry they have received	0	0	N/A	93.2%	92.4%	92.5%
% of Patients satisfied with the time they had to wait for an appointment	0	0	N/A	84.5%	86.3%	87.0%

* This is based on patients treated on this contract for their most recent course of treatment.

Figures in italics indicate the base number of FP17s or Patient Questionnaire responses are less than 100. N/A is shown where the base number of responses is less than 10 during the period. % is calculated as Quantity/Base number*100

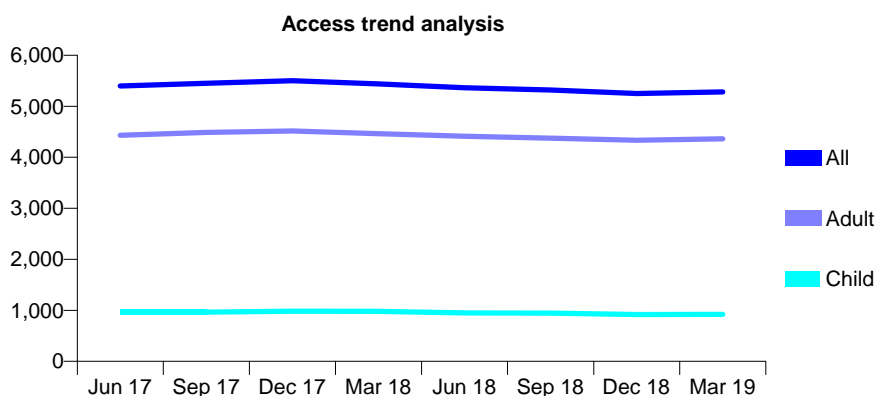
Q66 - Vital Signs At a Glance Contract Report for 136603/0001 - March 2019

Name or company name	Murgelas Practice Management Limited
Contract type name	GDS Contract
Purpose of contract	General
Contract start date	01/04/2010
Contract end date	

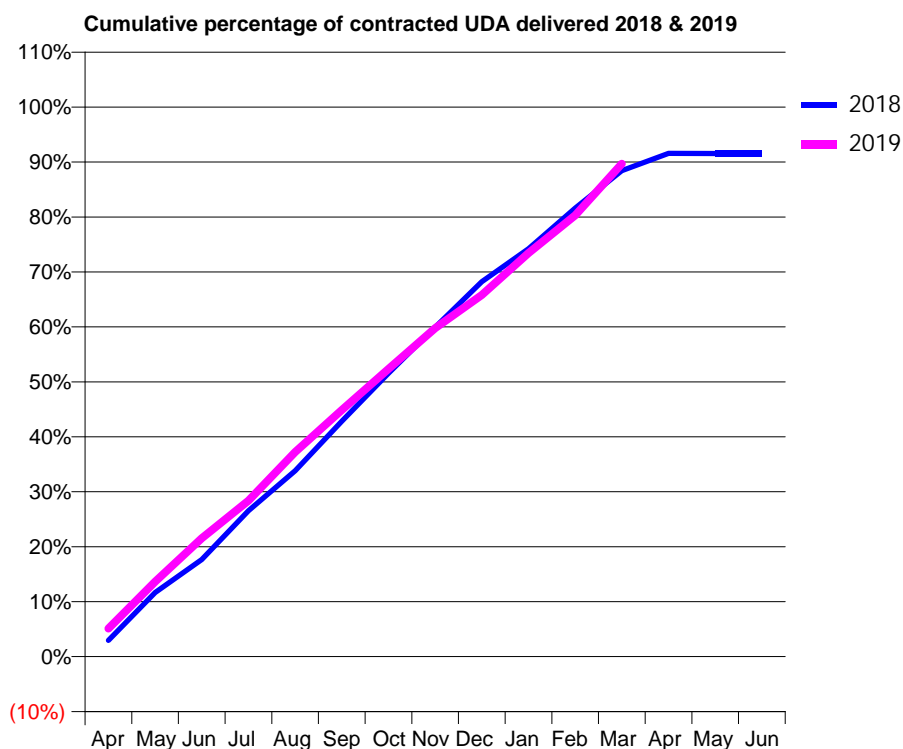
18/19 Contracted general activity (UDA)	14,730
Carry forward general activity (UDA)	0
18/19 Contracted orthodontic activity (UOA)	0
Carry forward orthodontic activity (UOA)	0
Baseline contract value	£433,481.35

ACCESS*

Patients seen in 24 months	Total	Change since previous quarter
Quarter ending March 2018	5,439	
Quarter ending June 2018	5,363	↓
Quarter ending September 2018	5,318	→
Quarter ending December 2018	5,251	↓
Quarter ending March 2019	5,282	→
Variance since March 2018	(2.9%)	↓



ACTIVITY



Month	Adjusted Scheduled Activity (UDA)	
	2018	2019
April	469	754
May	1,835	2,011
June	2,776	3,172
July	4,180	4,180
August	5,318	5,484
September	6,736	6,606
October	8,108	7,714
November	9,432	8,808
December	10,731	9,693
January	11,676	10,820
February	12,838	11,831
March	13,906	13,211
April	14,403	
May	14,401	
June	14,401	

QUALITY

	Quantity	Base Number	Contract	AT	Region	England
% of FP17s for the same patient ID Re-attending within 3 months - Children	62	1,391	4.5%	9.4%	11.3%	11.8%
% of FP17s for the same patient ID Re-attending within 3 months - Adults	631	6,240	10.1%	14.0%	15.4%	15.7%
% of FP17s for the same patient ID Re-attending between 3 & 9 months - Children	941	1,391	67.6%	60.1%	61.3%	58.9%
% of FP17s for the same patient ID Re-attending between 3 & 9 months - Adults	3,616	6,240	57.9%	50.5%	52.1%	50.8%
% of FP17s for Band 1 Urgent Courses	320	7,383	4.3%	10.1%	9.5%	9.1%
% of FP17s Relating to Free Repair or Replacements	55	7,383	0.7%	0.9%	0.6%	0.8%
% of FP17s Relating to Continuations	137	7,383	1.9%	1.0%	0.8%	0.9%
% of Patients satisfied with the dentistry they have received	1	1	N/A	93.2%	92.4%	92.5%
% of Patients satisfied with the time they had to wait for an appointment	1	1	N/A	84.5%	86.3%	87.0%

* This is based on patients treated on this contract for their most recent course of treatment. Figures in italics indicate the base number of FP17s or Patient Questionnaire responses are less than 100. N/A is shown where the base number of responses is less than 10 during the period. % is calculated as Quantity/Base number*100

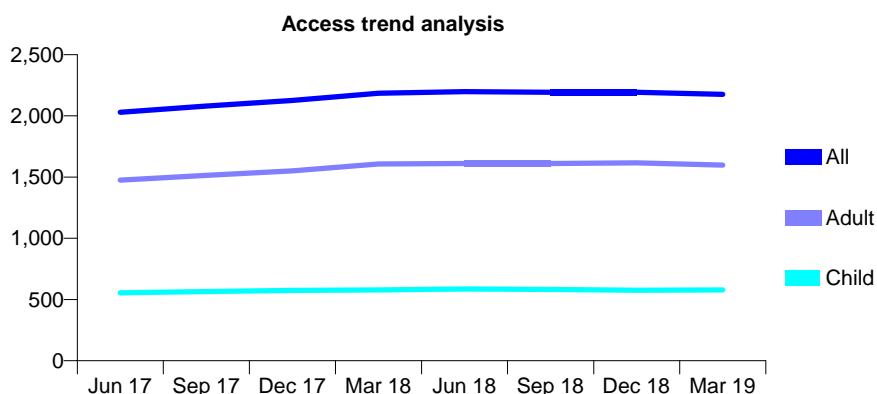
Q66 - Vital Signs At a Glance Contract Report for 136603/0002 - March 2019

Name or company name	Murgelas Practice Management Limited
Contract type name	GDS Contract
Purpose of contract	General
Contract start date	01/04/2010
Contract end date	

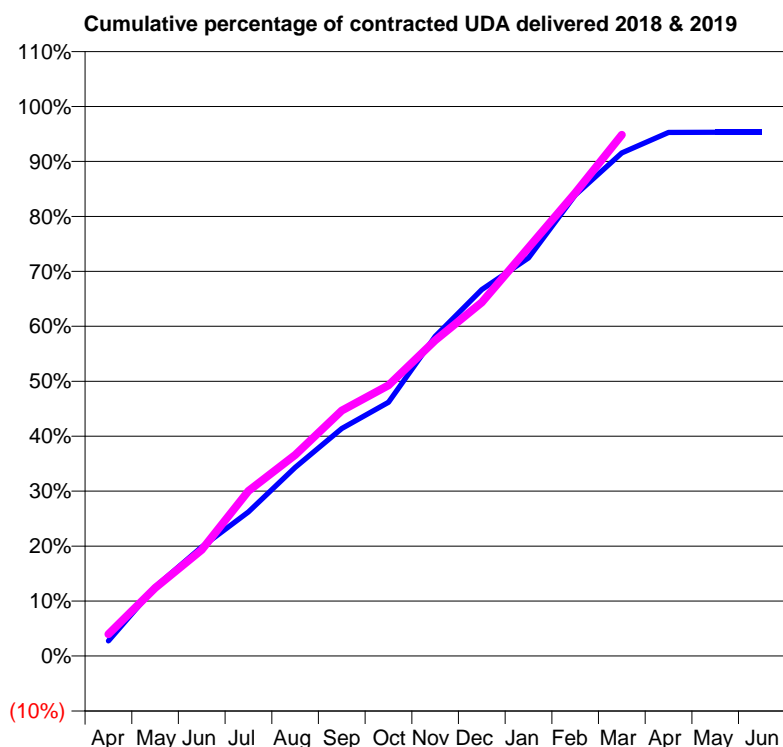
18/19 Contracted general activity (UDA)	7,060
Carry forward general activity (UDA)	0
18/19 Contracted orthodontic activity (UOA)	0
Carry forward orthodontic activity (UOA)	0
Baseline contract value	£194,667.14

ACCESS*

Patients seen in 24 months	Total	Change since previous quarter
Quarter ending March 2018	2,185	
Quarter ending June 2018	2,198	→
Quarter ending September 2018	2,193	→
Quarter ending December 2018	2,192	→
Quarter ending March 2019	2,176	→
Variance since March 2018	(0.4%)	→



ACTIVITY



Month	Adjusted Scheduled Activity (UDA)	
	2018	2019
April	195	280
May	888	875
June	1,402	1,364
July	1,851	2,121
August	2,424	2,584
September	2,923	3,154
October	3,259	3,480
November	4,107	4,056
December	4,708	4,543
January	5,114	5,247
February	5,922	5,948
March	6,463	6,695
April	6,725	
May	6,729	
June	6,729	

QUALITY

	Quantity	Base Number	Contract	AT	Region	England
% of FP17s for the same patient ID Re-attending within 3 months - Children	53	798	6.6%	9.4%	11.3%	11.8%
% of FP17s for the same patient ID Re-attending within 3 months - Adults	240	1,987	12.1%	14.0%	15.4%	15.7%
% of FP17s for the same patient ID Re-attending between 3 & 9 months - Children	439	798	55.0%	60.1%	61.3%	58.9%
% of FP17s for the same patient ID Re-attending between 3 & 9 months - Adults	1,014	1,987	51.0%	50.5%	52.1%	50.8%
% of FP17s for Band 1 Urgent Courses	293	2,715	10.8%	10.1%	9.5%	9.1%
% of FP17s Relating to Free Repair or Replacements	76	2,715	2.8%	0.9%	0.6%	0.8%
% of FP17s Relating to Continuations	59	2,715	2.2%	1.0%	0.8%	0.9%
% of Patients satisfied with the dentistry they have received	1	1	N/A	93.2%	92.4%	92.5%
% of Patients satisfied with the time they had to wait for an appointment	1	1	N/A	84.5%	86.3%	87.0%

* This is based on patients treated on this contract for their most recent course of treatment. Figures in italics indicate the base number of FP17s or Patient Questionnaire responses are less than 100. N/A is shown where the base number of responses is less than 10 during the period. % is calculated as Quantity/Base number*100

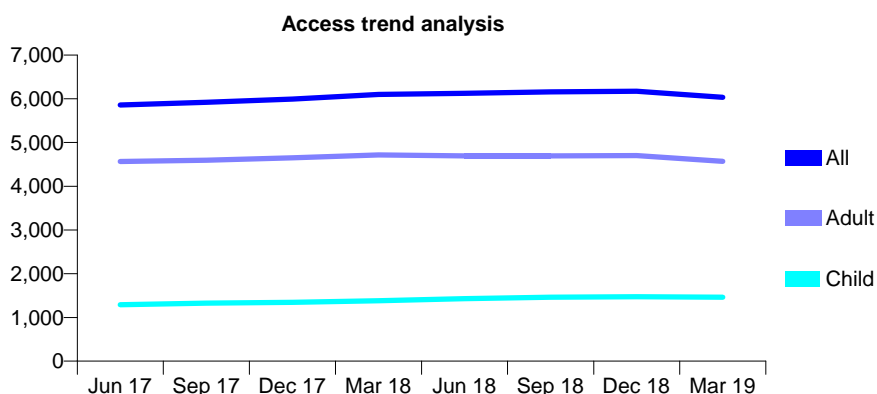
Q66 - Vital Signs At a Glance Contract Report for 136603/0003 - March 2019

Name or company name	Murgelas Practice Management Limited
Contract type name	GDS Contract
Purpose of contract	General
Contract start date	01/04/2011
Contract end date	

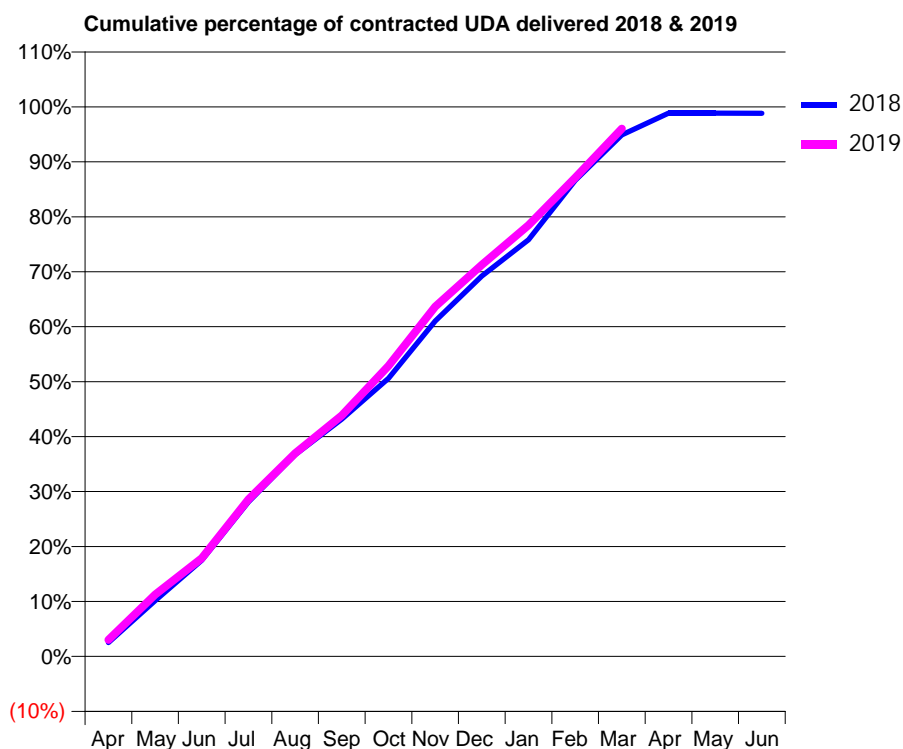
18/19 Contracted general activity (UDA)	19,250
Carry forward general activity (UDA)	116
18/19 Contracted orthodontic activity (UOA)	0
Carry forward orthodontic activity (UOA)	0
Baseline contract value	£562,679.19

ACCESS*

Patients seen in 24 months	Total	Change since previous quarter
Quarter ending March 2018	6,098	
Quarter ending June 2018	6,127	→
Quarter ending September 2018	6,156	→
Quarter ending December 2018	6,173	→
Quarter ending March 2019	6,036	↓
Variance since March 2018	(1.0%)	↓



ACTIVITY



Month	Adjusted Scheduled Activity (UDA)	
	2018	2019
April	482	581
May	1,954	2,171
June	3,365	3,438
July	5,412	5,507
August	7,064	7,116
September	8,313	8,441
October	9,742	10,175
November	11,748	12,252
December	13,325	13,716
January	14,597	15,105
February	16,674	16,775
March	18,266	18,486
April	19,030	
May	19,027	
June	19,026	

QUALITY

	Quantity	Base Number	Contract	AT	Region	England
% of FP17s for the same patient ID Re-attending within 3 months - Children	67	1,994	3.4%	9.4%	11.3%	11.8%
% of FP17s for the same patient ID Re-attending within 3 months - Adults	489	5,429	9.0%	14.0%	15.4%	15.7%
% of FP17s for the same patient ID Re-attending between 3 & 9 months - Children	1,080	1,994	54.2%	60.1%	61.3%	58.9%
% of FP17s for the same patient ID Re-attending between 3 & 9 months - Adults	2,283	5,429	42.1%	50.5%	52.1%	50.8%
% of FP17s for Band 1 Urgent Courses	760	7,210	10.5%	10.1%	9.5%	9.1%
% of FP17s Relating to Free Repair or Replacements	15	7,210	0.2%	0.9%	0.6%	0.8%
% of FP17s Relating to Continuations	38	7,210	0.5%	1.0%	0.8%	0.9%
% of Patients satisfied with the dentistry they have received	4	4	N/A	93.2%	92.4%	92.5%
% of Patients satisfied with the time they had to wait for an appointment	4	4	N/A	84.5%	86.3%	87.0%

* This is based on patients treated on this contract for their most recent course of treatment. Figures in italics indicate the base number of FP17s or Patient Questionnaire responses are less than 100. N/A is shown where the base number of responses is less than 10 during the period. % is calculated as Quantity/Base number*100

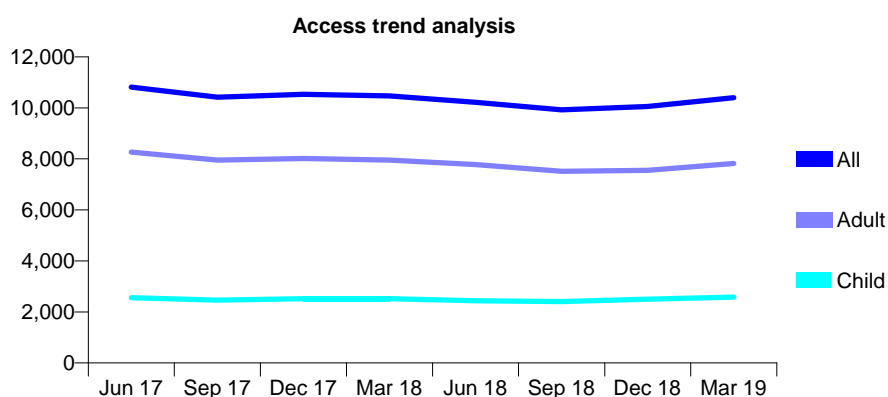
Q66 - Vital Signs At a Glance Contract Report for 137669/0001 - March 2019

Name or company name	Alliance Dental Care Ltd
Contract type name	GDS Contract
Purpose of contract	General
Contract start date	01/04/2012
Contract end date	

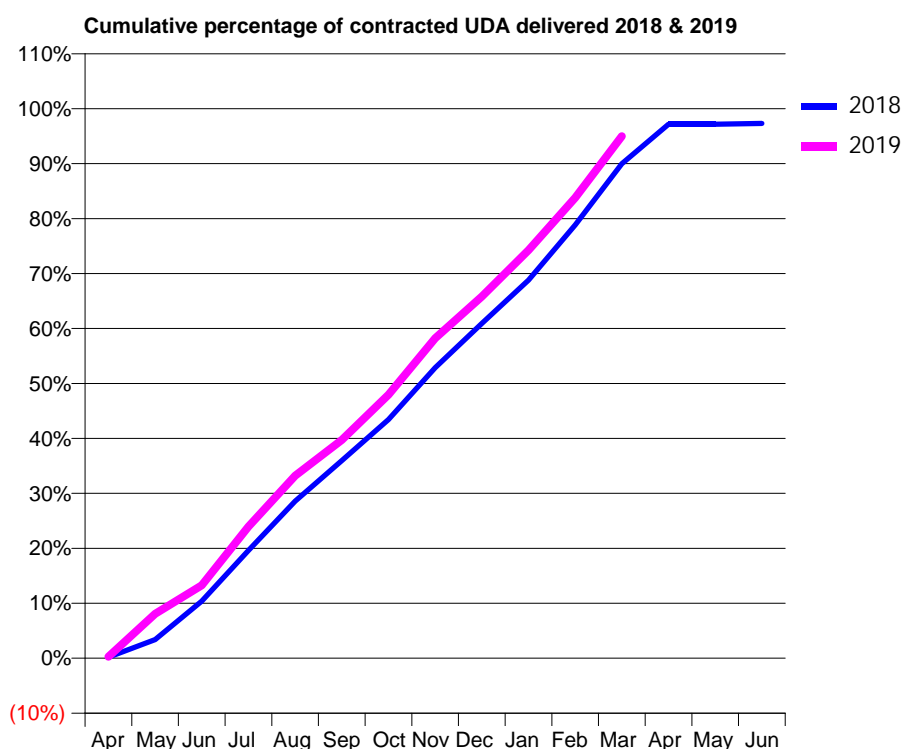
18/19 Contracted general activity (UDA)	31,450
Carry forward general activity (UDA)	758
18/19 Contracted orthodontic activity (UOA)	0
Carry forward orthodontic activity (UOA)	0
Baseline contract value	£822,355.33

ACCESS*

Patients seen in 24 months	Total	Change since previous quarter
Quarter ending March 2018	10,472	
Quarter ending June 2018	10,218	↓
Quarter ending September 2018	9,919	↓
Quarter ending December 2018	10,055	→
Quarter ending March 2019	10,399	↑
Variance since March 2018	(0.7%)	→



ACTIVITY



Month	Adjusted Scheduled Activity (UDA)	
	2018	2019
April	58	91
May	1,089	2,545
June	3,321	4,174
July	6,265	7,534
August	9,132	10,446
September	11,486	12,487
October	13,879	15,082
November	16,894	18,313
December	19,453	20,698
January	21,983	23,347
February	25,193	26,357
March	28,749	29,866
April	31,041	
May	31,037	
June	31,097	

QUALITY

	Quantity	Base Number	Contract	AT	Region	England
% of FP17s for the same patient ID Re-attending within 3 months - Children	306	3,433	8.9%	9.4%	11.3%	11.8%
% of FP17s for the same patient ID Re-attending within 3 months - Adults	1,746	10,021	17.4%	14.0%	15.4%	15.7%
% of FP17s for the same patient ID Re-attending between 3 & 9 months - Children	1,789	3,433	52.1%	60.1%	61.3%	58.9%
% of FP17s for the same patient ID Re-attending between 3 & 9 months - Adults	4,729	10,021	47.2%	50.5%	52.1%	50.8%
% of FP17s for Band 1 Urgent Courses	2,086	12,712	16.4%	10.1%	9.5%	9.1%
% of FP17s Relating to Free Repair or Replacements	41	12,712	0.3%	0.9%	0.6%	0.8%
% of FP17s Relating to Continuations	28	12,712	0.2%	1.0%	0.8%	0.9%
% of Patients satisfied with the dentistry they have received	7	8	N/A	93.2%	92.4%	92.5%
% of Patients satisfied with the time they had to wait for an appointment	6	8	N/A	84.5%	86.3%	87.0%

* This is based on patients treated on this contract for their most recent course of treatment.

Figures in italics indicate the base number of FP17s or Patient Questionnaire responses are less than 100. N/A is shown where the base number of responses is less than 10 during the period. % is calculated as Quantity/Base number*100

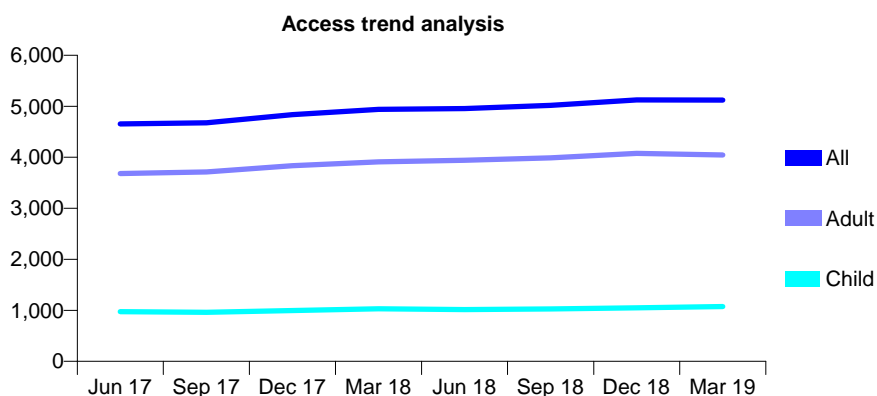
Q66 - Vital Signs At a Glance Contract Report for 138185/0001 - March 2019

Name or company name	Parkhill Dent Ltd
Contract type name	GDS Contract
Purpose of contract	General
Contract start date	19/01/2009
Contract end date	

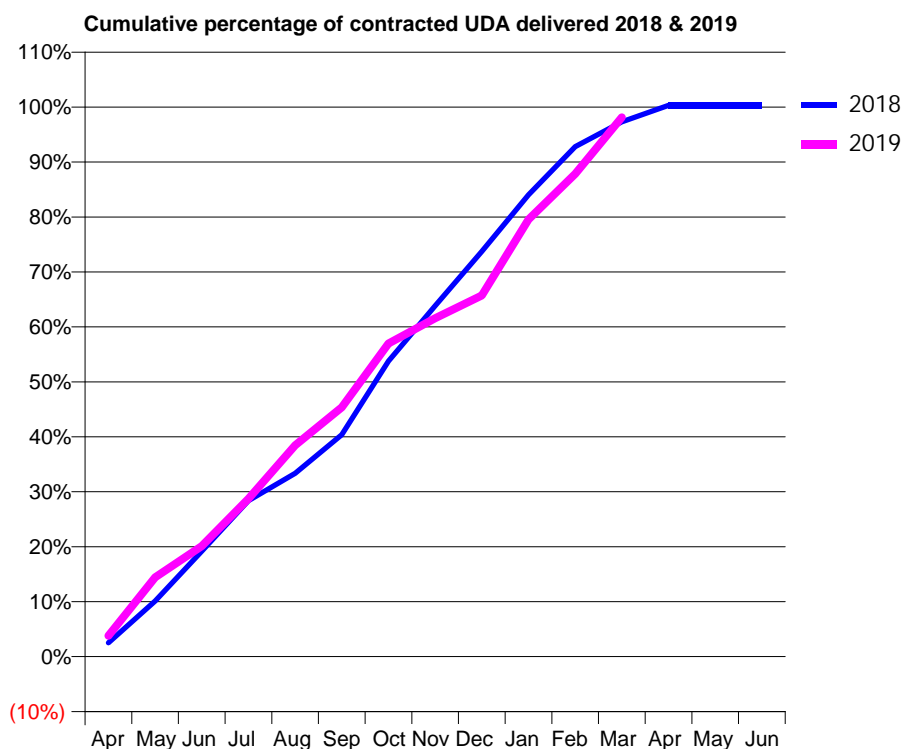
18/19 Contracted general activity (UDA)	16,000
Carry forward general activity (UDA)	-49
18/19 Contracted orthodontic activity (UOA)	0
Carry forward orthodontic activity (UOA)	0
Baseline contract value	£441,176.01

ACCESS*

Patients seen in 24 months	Total	Change since previous quarter
Quarter ending March 2018	4,940	
Quarter ending June 2018	4,956	→
Quarter ending September 2018	5,017	→
Quarter ending December 2018	5,126	↑
Quarter ending March 2019	5,119	→
Variance since March 2018	3.6%	↑



ACTIVITY



Month	Adjusted Scheduled Activity (UDA)	
	2018	2019
April	414	606
May	1,671	2,308
June	3,165	3,218
July	4,681	4,596
August	5,505	6,152
September	6,666	7,260
October	8,874	9,117
November	10,536	9,853
December	12,167	10,512
January	13,862	12,727
February	15,311	14,052
March	16,059	15,699
April	16,549	
May	16,549	
June	16,549	

QUALITY

	Quantity	Base Number	Contract	AT	Region	England
% of FP17s for the same patient ID Re-attending within 3 months - Children	105	1,479	7.1%	9.4%	11.3%	11.8%
% of FP17s for the same patient ID Re-attending within 3 months - Adults	819	5,376	15.2%	14.0%	15.4%	15.7%
% of FP17s for the same patient ID Re-attending between 3 & 9 months - Children	808	1,479	54.6%	60.1%	61.3%	58.9%
% of FP17s for the same patient ID Re-attending between 3 & 9 months - Adults	2,768	5,376	51.5%	50.5%	52.1%	50.8%
% of FP17s for Band 1 Urgent Courses	578	6,652	8.7%	10.1%	9.5%	9.1%
% of FP17s Relating to Free Repair or Replacements	28	6,652	0.4%	0.9%	0.6%	0.8%
% of FP17s Relating to Continuations	109	6,652	1.6%	1.0%	0.8%	0.9%
% of Patients satisfied with the dentistry they have received	3	4	N/A	93.2%	92.4%	92.5%
% of Patients satisfied with the time they had to wait for an appointment	4	4	N/A	84.5%	86.3%	87.0%

* This is based on patients treated on this contract for their most recent course of treatment. Figures in italics indicate the base number of FP17s or Patient Questionnaire responses are less than 100. N/A is shown where the base number of responses is less than 10 during the period. % is calculated as Quantity/Base number*100

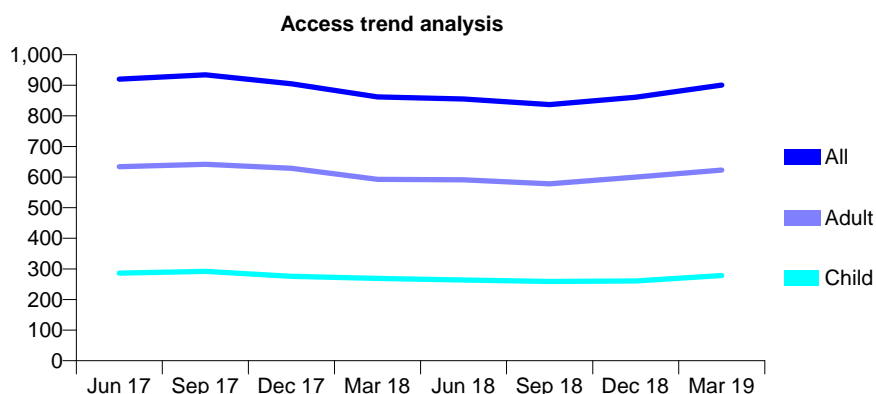
Q66 - Vital Signs At a Glance Contract Report for 139025/0001 - March 2019

Name or company name	Terrace Practice Care Ltd
Contract type name	GDS Contract
Purpose of contract	General
Contract start date	01/07/2007
Contract end date	

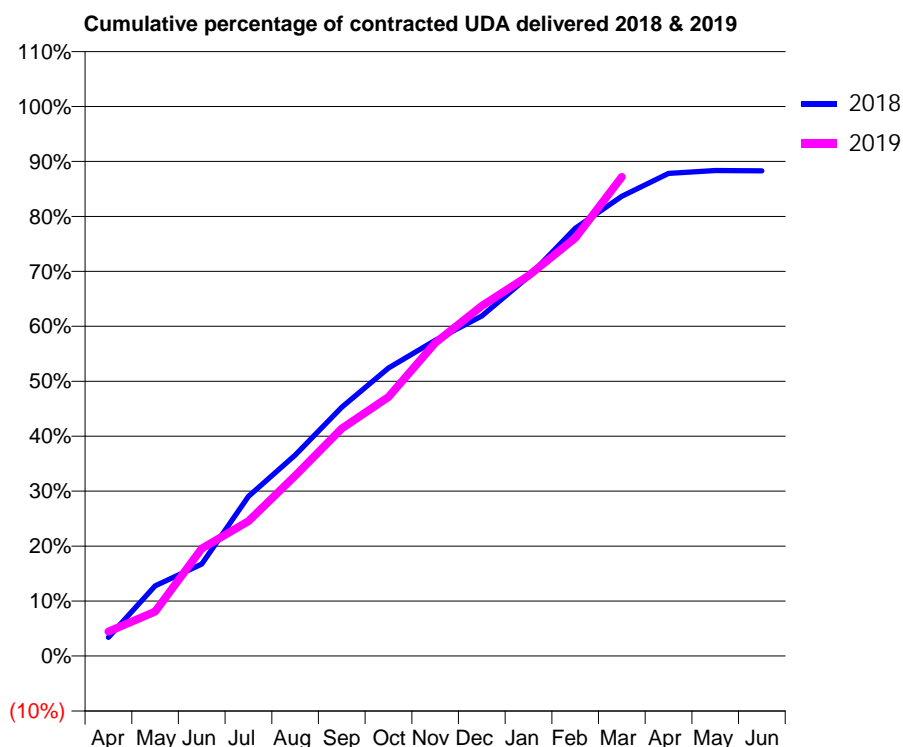
18/19 Contracted general activity (UDA)	1,900
Carry forward general activity (UDA)	0
18/19 Contracted orthodontic activity (UOA)	0
Carry forward orthodontic activity (UOA)	0
Baseline contract value	£41,345.90

ACCESS*

Patients seen in 24 months	Total	Change since previous quarter
Quarter ending March 2018	862	
Quarter ending June 2018	855	→
Quarter ending September 2018	837	↓
Quarter ending December 2018	861	↑
Quarter ending March 2019	901	↑
Variance since March 2018	4.5%	↑



ACTIVITY



Month	Adjusted Scheduled Activity (UDA)	
	2018	2019
April	64	84
May	243	154
June	318	371
July	552	467
August	694	623
September	860	786
October	996	896
November	1,092	1,082
December	1,175	1,210
January	1,312	1,315
February	1,479	1,445
March	1,590	1,656
April	1,668	
May	1,678	
June	1,677	

QUALITY

	Quantity	Base Number	Contract	AT	Region	England
% of FP17s for the same patient ID Re-attending within 3 months - Children	23	488	4.7%	9.4%	11.3%	11.8%
% of FP17s for the same patient ID Re-attending within 3 months - Adults	141	1,050	13.4%	14.0%	15.4%	15.7%
% of FP17s for the same patient ID Re-attending between 3 & 9 months - Children	333	488	68.2%	60.1%	61.3%	58.9%
% of FP17s for the same patient ID Re-attending between 3 & 9 months - Adults	634	1,050	60.4%	50.5%	52.1%	50.8%
% of FP17s for Band 1 Urgent Courses	77	938	8.2%	10.1%	9.5%	9.1%
% of FP17s Relating to Free Repair or Replacements	0	938	0.0%	0.9%	0.6%	0.8%
% of FP17s Relating to Continuations	0	938	0.0%	1.0%	0.8%	0.9%
% of Patients satisfied with the dentistry they have received	0	0	N/A	93.2%	92.4%	92.5%
% of Patients satisfied with the time they had to wait for an appointment	0	0	N/A	84.5%	86.3%	87.0%

* This is based on patients treated on this contract for their most recent course of treatment. Figures in italics indicate the base number of FP17s or Patient Questionnaire responses are less than 100. N/A is shown where the base number of responses is less than 10 during the period. % is calculated as Quantity/Base number*100

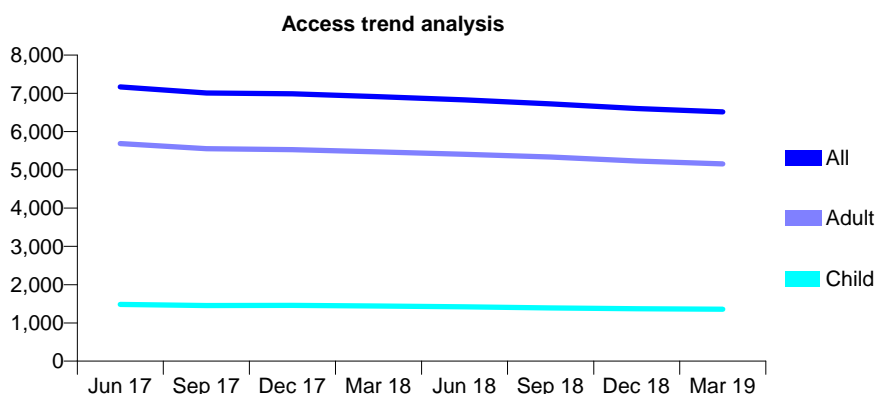
Q66 - Vital Signs At a Glance Contract Report for 139459/0001 - March 2019

Name or company name	The Helston Dental Practice Partnership
Contract type name	GDS Contract
Purpose of contract	General
Contract start date	01/08/2011
Contract end date	

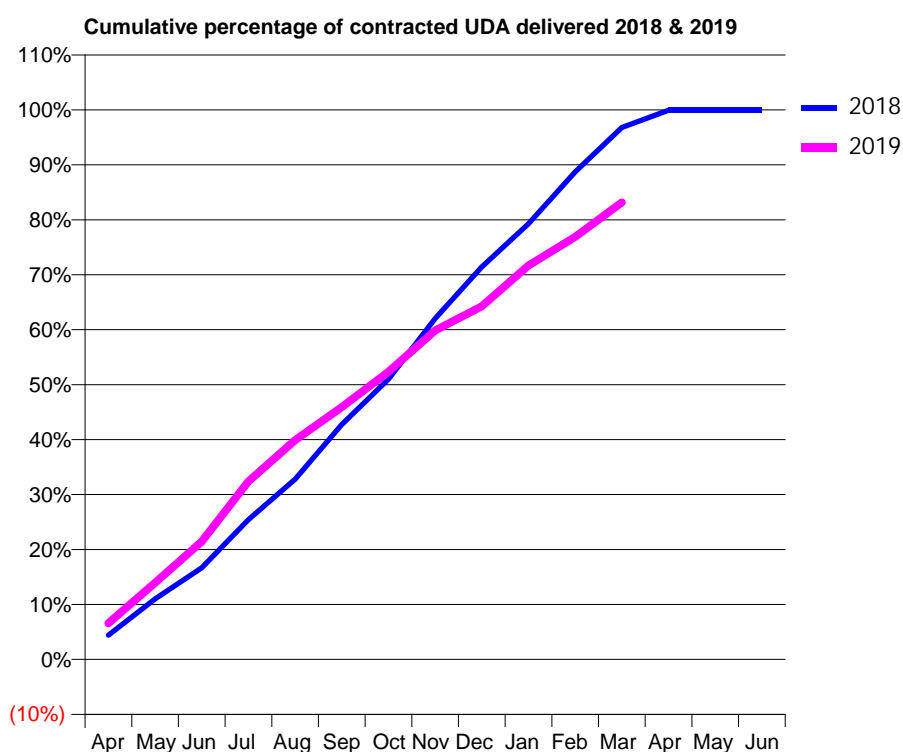
18/19 Contracted general activity (UDA)	15,923
Carry forward general activity (UDA)	9
18/19 Contracted orthodontic activity (UOA)	0
Carry forward orthodontic activity (UOA)	0
Baseline contract value	£424,749.01

ACCESS*

Patients seen in 24 months	Total	Change since previous quarter
Quarter ending March 2018	6,909	
Quarter ending June 2018	6,826	↓
Quarter ending September 2018	6,726	↓
Quarter ending December 2018	6,603	↓
Quarter ending March 2019	6,512	↓
Variance since March 2018	(5.7%)	↓



ACTIVITY



Month	Adjusted Scheduled Activity (UDA)	
	2018	2019
April	732	1,047
May	1,821	2,222
June	2,751	3,418
July	4,198	5,159
August	5,412	6,353
September	7,051	7,311
October	8,417	8,337
November	10,235	9,530
December	11,787	10,235
January	13,082	11,416
February	14,642	12,242
March	15,971	13,240
April	16,486	
May	16,488	
June	16,491	

QUALITY

	Quantity	Base Number	Contract	AT	Region	England
% of FP17s for the same patient ID Re-attending within 3 months - Children	88	1,668	5.3%	9.4%	11.3%	11.8%
% of FP17s for the same patient ID Re-attending within 3 months - Adults	599	5,144	11.6%	14.0%	15.4%	15.7%
% of FP17s for the same patient ID Re-attending between 3 & 9 months - Children	1,017	1,668	61.0%	60.1%	61.3%	58.9%
% of FP17s for the same patient ID Re-attending between 3 & 9 months - Adults	1,821	5,144	35.4%	50.5%	52.1%	50.8%
% of FP17s for Band 1 Urgent Courses	520	6,549	7.9%	10.1%	9.5%	9.1%
% of FP17s Relating to Free Repair or Replacements	44	6,549	0.7%	0.9%	0.6%	0.8%
% of FP17s Relating to Continuations	88	6,549	1.3%	1.0%	0.8%	0.9%
% of Patients satisfied with the dentistry they have received	1	1	N/A	93.2%	92.4%	92.5%
% of Patients satisfied with the time they had to wait for an appointment	0	1	N/A	84.5%	86.3%	87.0%

* This is based on patients treated on this contract for their most recent course of treatment.

Figures in italics indicate the base number of FP17s or Patient Questionnaire responses are less than 100. N/A is shown where the base number of responses is less than 10 during the period. % is calculated as Quantity/Base number*100

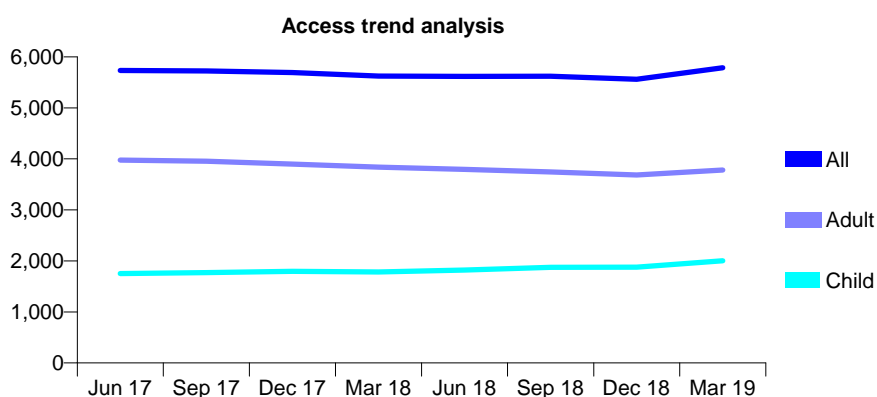
Q66 - Vital Signs At a Glance Contract Report for 141461/0001 - March 2019

Name or company name	Queen Annes Dental Practice Limited
Contract type name	GDS Contract
Purpose of contract	General and Orthodontic
Contract start date	01/10/2007
Contract end date	

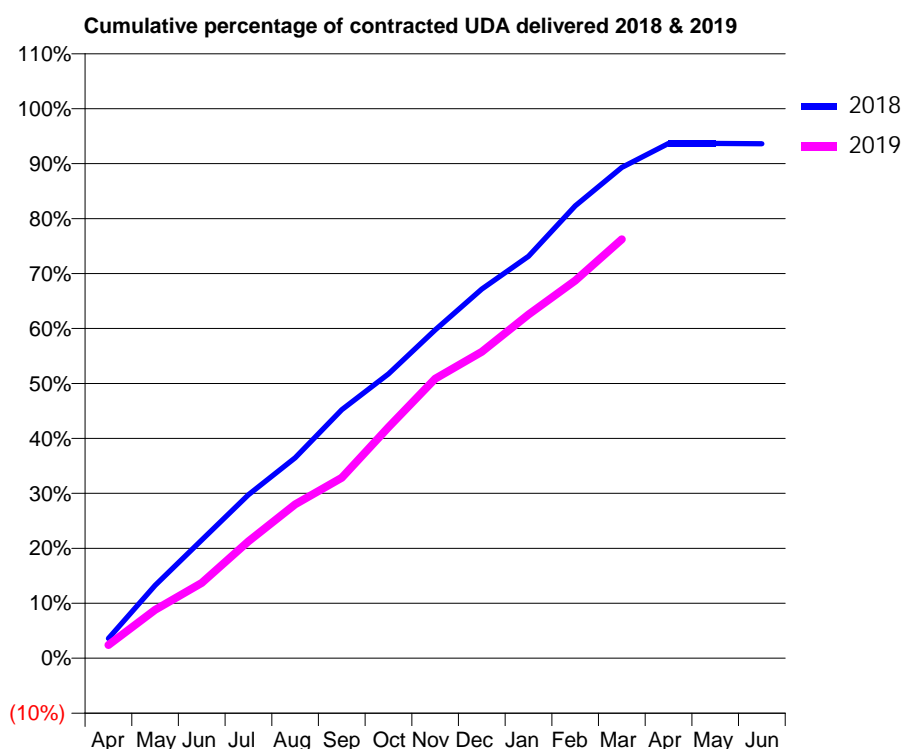
18/19 Contracted general activity (UDA)	14,575
Carry forward general activity (UDA)	0
18/19 Contracted orthodontic activity (UOA)	700
Carry forward orthodontic activity (UOA)	0
Baseline contract value	£449,782.25

ACCESS*

Patients seen in 24 months	Total	Change since previous quarter
Quarter ending March 2018	5,624	
Quarter ending June 2018	5,616	→
Quarter ending September 2018	5,620	→
Quarter ending December 2018	5,562	↓
Quarter ending March 2019	5,788	↑
Variance since March 2018	2.9%	↑



ACTIVITY



Month	2018	2019
April	526	353
May	1,933	1,285
June	3,136	1,997
July	4,338	3,098
August	5,318	4,082
September	6,591	4,788
October	7,542	6,129
November	8,705	7,414
December	9,788	8,125
January	10,659	9,118
February	11,996	10,015
March	13,017	11,111
April	13,650	
May	13,656	
June	13,645	

QUALITY

	Quantity	Base Number	Contract	AT	Region	England
% of FP17s for the same patient ID Re-attending within 3 months - Children	340	3,350	10.1%	9.4%	11.3%	11.8%
% of FP17s for the same patient ID Re-attending within 3 months - Adults	784	5,346	14.7%	14.0%	15.4%	15.7%
% of FP17s for the same patient ID Re-attending between 3 & 9 months - Children	2,138	3,350	63.8%	60.1%	61.3%	58.9%
% of FP17s for the same patient ID Re-attending between 3 & 9 months - Adults	3,156	5,346	59.0%	50.5%	52.1%	50.8%
% of FP17s for Band 1 Urgent Courses	535	6,953	7.7%	10.1%	9.5%	9.1%
% of FP17s Relating to Free Repair or Replacements	27	6,953	0.4%	0.9%	0.6%	0.8%
% of FP17s Relating to Continuations	16	6,953	0.2%	1.0%	0.8%	0.9%
% of Patients satisfied with the dentistry they have received	3	3	N/A	93.2%	92.4%	92.5%
% of Patients satisfied with the time they had to wait for an appointment	2	3	N/A	84.5%	86.3%	87.0%

* This is based on patients treated on this contract for their most recent course of treatment.

Figures in italics indicate the base number of FP17s or Patient Questionnaire responses are less than 100. N/A is shown where the base number of responses is less than 10 during the period. % is calculated as Quantity/Base number*100

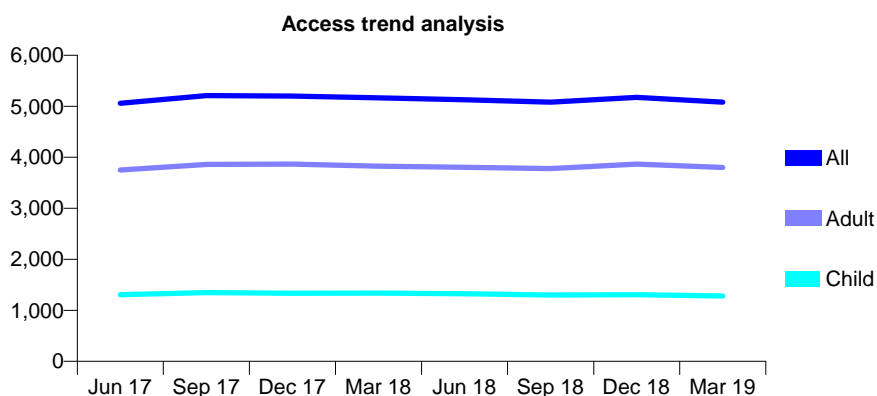
Q66 - Vital Signs At a Glance Contract Report for 144886/0001 - March 2019

Name or company name	Bodmin Dental Care Ltd
Contract type name	GDS Contract
Purpose of contract	General
Contract start date	01/01/2008
Contract end date	

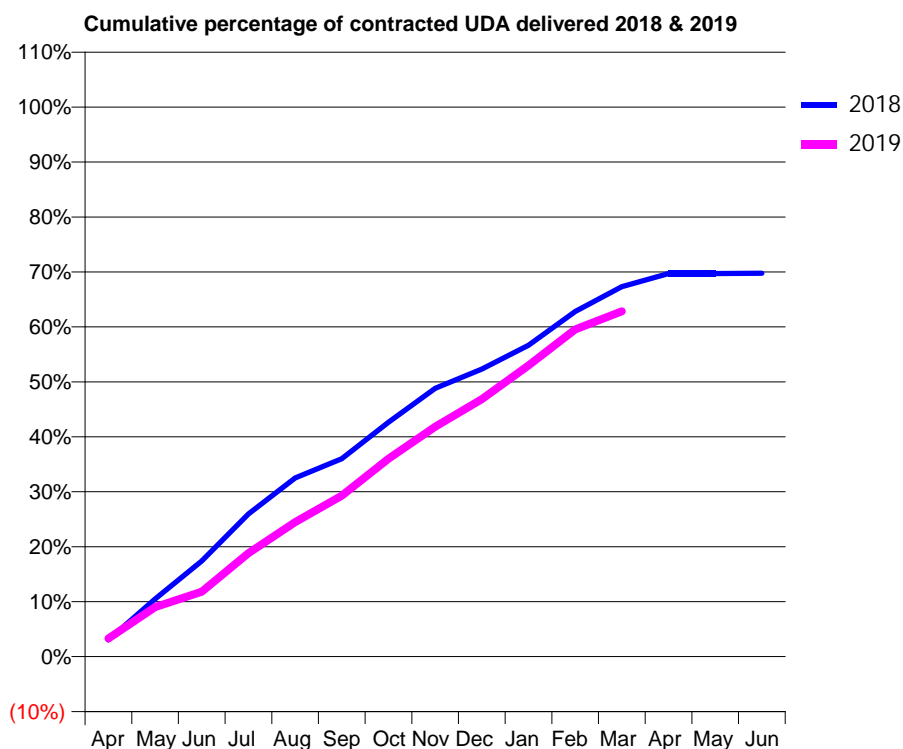
18/19 Contracted general activity (UDA)	21,112
Carry forward general activity (UDA)	0
18/19 Contracted orthodontic activity (UOA)	0
Carry forward orthodontic activity (UOA)	0
Baseline contract value	£511,495.10

ACCESS*

Patients seen in 24 months	Total	Change since previous quarter
Quarter ending March 2018	5,164	
Quarter ending June 2018	5,128	→
Quarter ending September 2018	5,080	→
Quarter ending December 2018	5,175	→
Quarter ending March 2019	5,082	↓
Variance since March 2018	(1.6%)	↓



ACTIVITY



Month	Adjusted Scheduled Activity (UDA)	
	2018	2019
April	641	698
May	2,218	1,904
June	3,677	2,491
July	5,484	3,979
August	6,862	5,165
September	7,603	6,183
October	9,007	7,600
November	10,310	8,836
December	11,050	9,889
January	11,962	11,186
February	13,263	12,568
March	14,213	13,268
April	14,719	
May	14,717	
June	14,726	

QUALITY

	Quantity	Base Number	Contract	AT	Region	England
% of FP17s for the same patient ID Re-attending within 3 months - Children	150	1,782	8.4%	9.4%	11.3%	11.8%
% of FP17s for the same patient ID Re-attending within 3 months - Adults	783	5,200	15.1%	14.0%	15.4%	15.7%
% of FP17s for the same patient ID Re-attending between 3 & 9 months - Children	896	1,782	50.3%	60.1%	61.3%	58.9%
% of FP17s for the same patient ID Re-attending between 3 & 9 months - Adults	2,819	5,200	54.2%	50.5%	52.1%	50.8%
% of FP17s for Band 1 Urgent Courses	601	6,685	9.0%	10.1%	9.5%	9.1%
% of FP17s Relating to Free Repair or Replacements	174	6,685	2.6%	0.9%	0.6%	0.8%
% of FP17s Relating to Continuations	45	6,685	0.7%	1.0%	0.8%	0.9%
% of Patients satisfied with the dentistry they have received	3	3	N/A	93.2%	92.4%	92.5%
% of Patients satisfied with the time they had to wait for an appointment	2	3	N/A	84.5%	86.3%	87.0%

* This is based on patients treated on this contract for their most recent course of treatment. Figures in italics indicate the base number of FP17s or Patient Questionnaire responses are less than 100. N/A is shown where the base number of responses is less than 10 during the period. % is calculated as Quantity/Base number*100

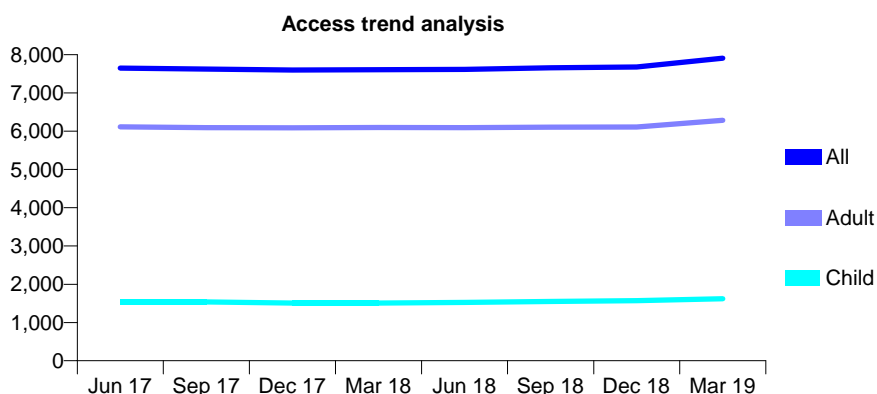
Q66 - Vital Signs At a Glance Contract Report for 145866/0001 - March 2019

Name or company name	Cathedral House Partnership
Contract type name	GDS Contract
Purpose of contract	General
Contract start date	01/10/2014
Contract end date	

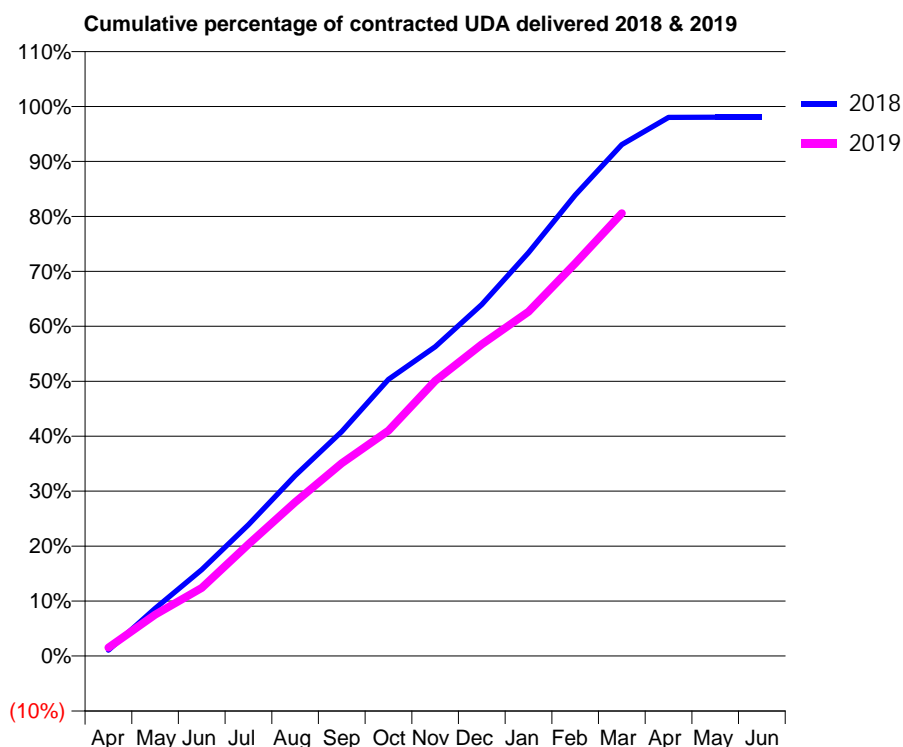
18/19 Contracted general activity (UDA)	31,751
Carry forward general activity (UDA)	546
18/19 Contracted orthodontic activity (UOA)	0
Carry forward orthodontic activity (UOA)	0
Baseline contract value	£840,228.58

ACCESS*

Patients seen in 24 months	Total	Change since previous quarter
Quarter ending March 2018	7,608	
Quarter ending June 2018	7,616	→
Quarter ending September 2018	7,656	→
Quarter ending December 2018	7,678	→
Quarter ending March 2019	7,908	↑
Variance since March 2018	3.9%	↑



ACTIVITY



Month	Adjusted Scheduled Activity (UDA)	
	2018	2019
April	290	492
May	2,409	2,389
June	4,359	3,933
July	6,633	6,464
August	9,116	8,885
September	11,336	11,134
October	13,970	13,025
November	15,619	15,898
December	17,745	18,010
January	20,367	19,892
February	23,277	22,691
March	25,824	25,588
April	27,194	
May	27,203	
June	27,205	

QUALITY

	Quantity	Base Number	Contract	AT	Region	England
% of FP17s for the same patient ID Re-attending within 3 months - Children	166	2,523	6.6%	9.4%	11.3%	11.8%
% of FP17s for the same patient ID Re-attending within 3 months - Adults	1,391	9,727	14.3%	14.0%	15.4%	15.7%
% of FP17s for the same patient ID Re-attending between 3 & 9 months - Children	1,535	2,523	60.8%	60.1%	61.3%	58.9%
% of FP17s for the same patient ID Re-attending between 3 & 9 months - Adults	5,459	9,727	56.1%	50.5%	52.1%	50.8%
% of FP17s for Band 1 Urgent Courses	754	11,779	6.4%	10.1%	9.5%	9.1%
% of FP17s Relating to Free Repair or Replacements	92	11,779	0.8%	0.9%	0.6%	0.8%
% of FP17s Relating to Continuations	107	11,779	0.9%	1.0%	0.8%	0.9%
% of Patients satisfied with the dentistry they have received	13	14	92.9%	93.2%	92.4%	92.5%
% of Patients satisfied with the time they had to wait for an appointment	14	14	100.0%	84.5%	86.3%	87.0%

* This is based on patients treated on this contract for their most recent course of treatment. Figures in italics indicate the base number of FP17s or Patient Questionnaire responses are less than 100. N/A is shown where the base number of responses is less than 10 during the period. % is calculated as Quantity/Base number*100

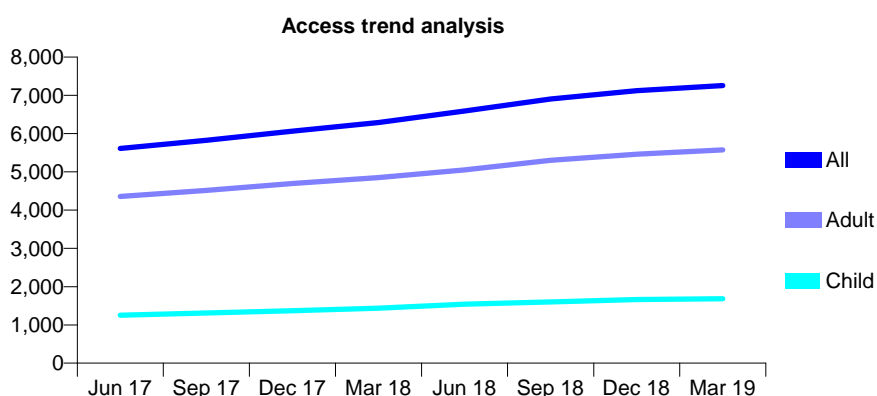
Q66 - Vital Signs At a Glance Contract Report for 148334/0001 - March 2019

Name or company name	Cedar Hut Dental Limited
Contract type name	GDS Contract
Purpose of contract	General
Contract start date	30/04/2013
Contract end date	

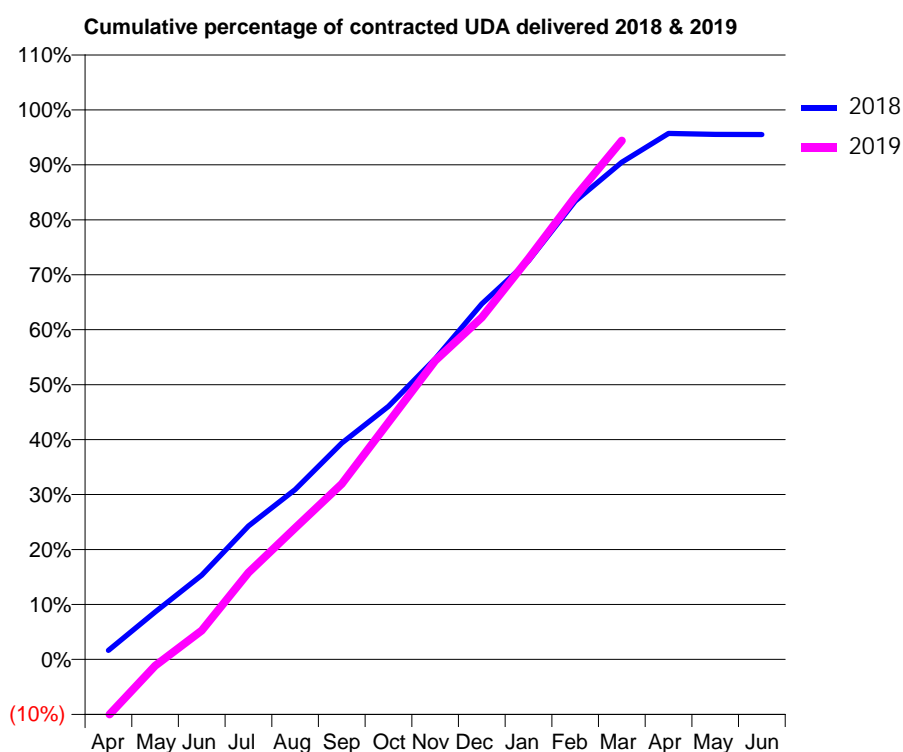
18/19 Contracted general activity (UDA)	19,600
Carry forward general activity (UDA)	3,132
18/19 Contracted orthodontic activity (UOA)	0
Carry forward orthodontic activity (UOA)	0
Baseline contract value	£520,752.09

ACCESS*

Patients seen in 24 months	Total	Change since previous quarter
Quarter ending March 2018	6,289	
Quarter ending June 2018	6,591	↑
Quarter ending September 2018	6,903	↑
Quarter ending December 2018	7,125	↑
Quarter ending March 2019	7,256	→
Variance since March 2018	15.4%	↑



ACTIVITY



Month	2018	2019
April	324	-2,004
May	1,689	-228
June	3,004	1,030
July	4,757	3,098
August	6,056	4,692
September	7,718	6,257
October	9,026	8,458
November	10,721	10,656
December	12,679	12,191
January	14,216	14,293
February	16,347	16,497
March	17,730	18,506
April	18,757	
May	18,721	
June	18,716	

QUALITY

	Quantity	Base Number	Contract	AT	Region	England
% of FP17s for the same patient ID Re-attending within 3 months - Children	214	2,863	7.5%	9.4%	11.3%	11.8%
% of FP17s for the same patient ID Re-attending within 3 months - Adults	1,102	8,891	12.4%	14.0%	15.4%	15.7%
% of FP17s for the same patient ID Re-attending between 3 & 9 months - Children	1,882	2,863	65.7%	60.1%	61.3%	58.9%
% of FP17s for the same patient ID Re-attending between 3 & 9 months - Adults	5,496	8,891	61.8%	50.5%	52.1%	50.8%
% of FP17s for Band 1 Urgent Courses	804	10,607	7.6%	10.1%	9.5%	9.1%
% of FP17s Relating to Free Repair or Replacements	59	10,607	0.6%	0.9%	0.6%	0.8%
% of FP17s Relating to Continuations	30	10,607	0.3%	1.0%	0.8%	0.9%
% of Patients satisfied with the dentistry they have received	5	5	N/A	93.2%	92.4%	92.5%
% of Patients satisfied with the time they had to wait for an appointment	5	5	N/A	84.5%	86.3%	87.0%

* This is based on patients treated on this contract for their most recent course of treatment.

Figures in italics indicate the base number of FP17s or Patient Questionnaire responses are less than 100. N/A is shown where the base number of responses is less than 10 during the period. % is calculated as Quantity/Base number*100

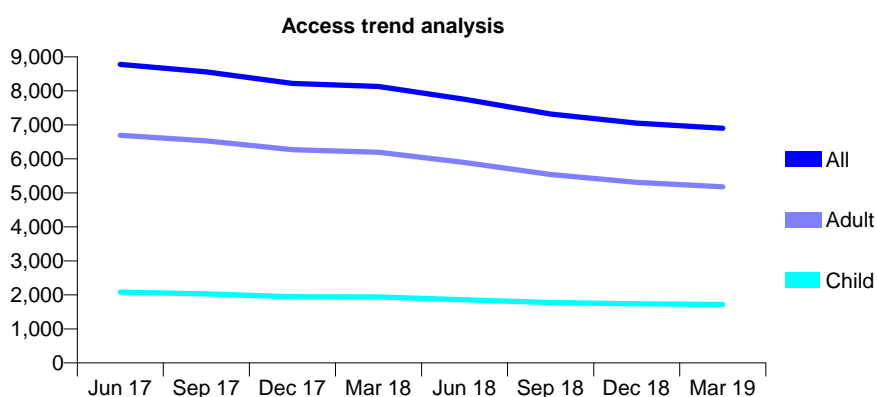
Q66 - Vital Signs At a Glance Contract Report for 149756/0001 - March 2019

Name or company name	IDH 331 Ltd
Contract type name	GDS Contract
Purpose of contract	General
Contract start date	01/12/2008
Contract end date	

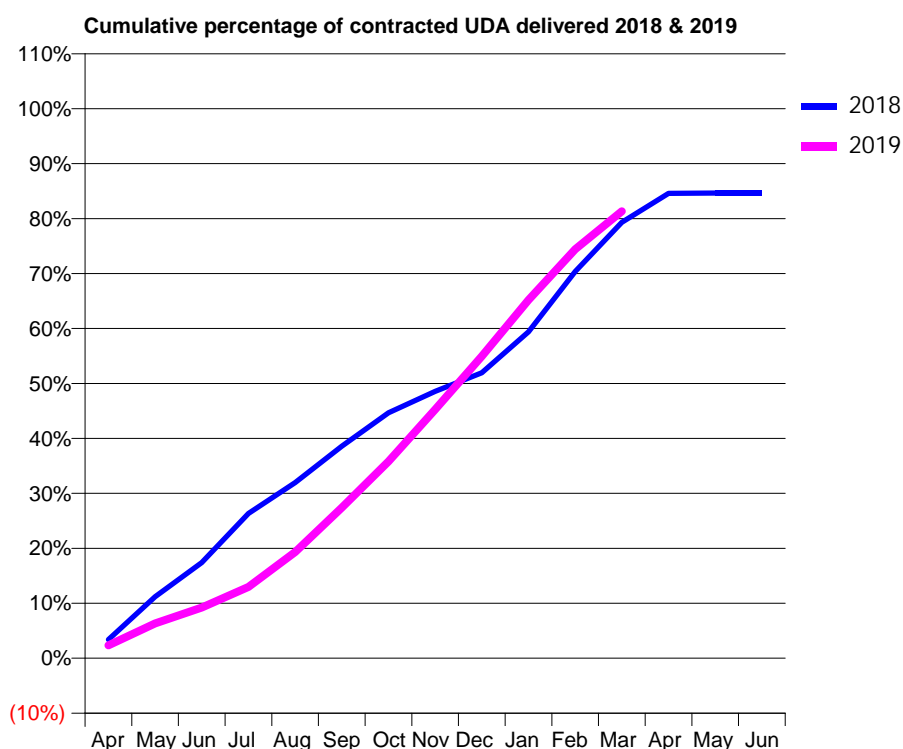
18/19 Contracted general activity (UDA)	14,552
Carry forward general activity (UDA)	0
18/19 Contracted orthodontic activity (UOA)	0
Carry forward orthodontic activity (UOA)	0
Baseline contract value	£390,933.62

ACCESS*

Patients seen in 24 months	Total	Change since previous quarter
Quarter ending March 2018	8,132	
Quarter ending June 2018	7,753	↓
Quarter ending September 2018	7,318	↓
Quarter ending December 2018	7,051	↓
Quarter ending March 2019	6,899	↓
Variance since March 2018	(15.2%)	↓



ACTIVITY



Adjusted Scheduled Activity (UDA)		
Month	2018	2019
April	690	339
May	2,289	925
June	3,559	1,339
July	5,387	1,889
August	6,541	2,813
September	7,890	3,986
October	9,137	5,211
November	9,934	6,587
December	10,622	7,997
January	12,145	9,486
February	14,389	10,830
March	16,223	11,836
April	17,300	
May	17,311	
June	17,311	

QUALITY

	Quantity	Base Number	Contract	AT	Region	England
% of FP17s for the same patient ID Re-attending within 3 months - Children	86	2,075	4.1%	9.4%	11.3%	11.8%
% of FP17s for the same patient ID Re-attending within 3 months - Adults	617	5,904	10.5%	14.0%	15.4%	15.7%
% of FP17s for the same patient ID Re-attending between 3 & 9 months - Children	989	2,075	47.7%	60.1%	61.3%	58.9%
% of FP17s for the same patient ID Re-attending between 3 & 9 months - Adults	2,311	5,904	39.1%	50.5%	52.1%	50.8%
% of FP17s for Band 1 Urgent Courses	936	7,452	12.6%	10.1%	9.5%	9.1%
% of FP17s Relating to Free Repair or Replacements	56	7,452	0.8%	0.9%	0.6%	0.8%
% of FP17s Relating to Continuations	76	7,452	1.0%	1.0%	0.8%	0.9%
% of Patients satisfied with the dentistry they have received	5	5	N/A	93.2%	92.4%	92.5%
% of Patients satisfied with the time they had to wait for an appointment	2	5	N/A	84.5%	86.3%	87.0%

* This is based on patients treated on this contract for their most recent course of treatment. Figures in italics indicate the base number of FP17s or Patient Questionnaire responses are less than 100. N/A is shown where the base number of responses is less than 10 during the period. % is calculated as Quantity/Base number*100

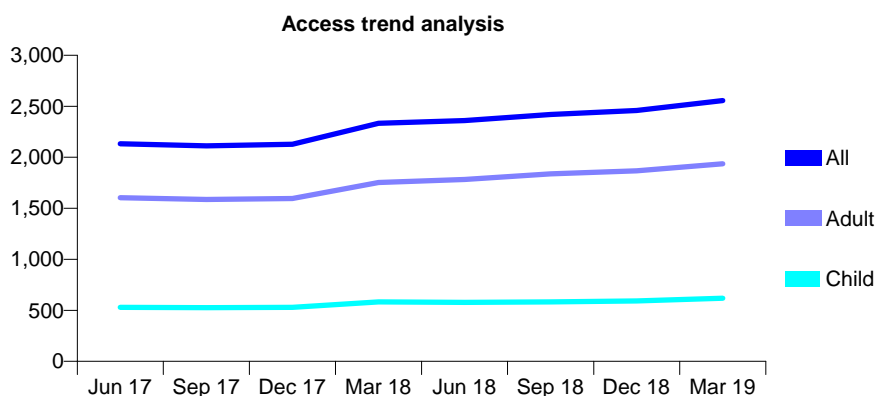
Q66 - Vital Signs At a Glance Contract Report for 150088/0001 - March 2019

Name or company name	Ben Pearson Limited
Contract type name	GDS Contract
Purpose of contract	General
Contract start date	01/04/2010
Contract end date	

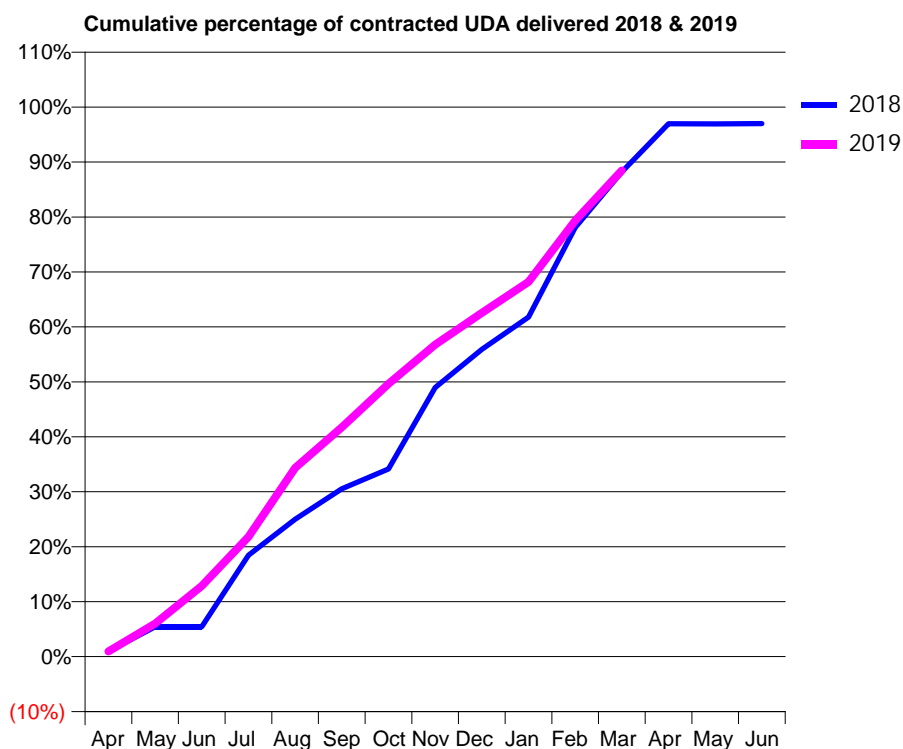
18/19 Contracted general activity (UDA)	6,422
Carry forward general activity (UDA)	193
18/19 Contracted orthodontic activity (UOA)	0
Carry forward orthodontic activity (UOA)	0
Baseline contract value	£224,769.76

ACCESS*

Patients seen in 24 months	Total	Change since previous quarter
Quarter ending March 2018	2,334	
Quarter ending June 2018	2,360	→
Quarter ending September 2018	2,419	↑
Quarter ending December 2018	2,458	→
Quarter ending March 2019	2,556	↑
Variance since March 2018	9.5%	↑



ACTIVITY



Month	Adjusted Scheduled Activity (UDA)	
	2018	2019
April	61	62
May	349	386
June	349	827
July	1,185	1,400
August	1,607	2,206
September	1,961	2,679
October	2,194	3,188
November	3,144	3,646
December	3,590	4,017
January	3,967	4,379
February	5,015	5,096
March	5,664	5,682
April	6,227	
May	6,226	
June	6,229	

QUALITY

	Quantity	Base Number	Contract	AT	Region	England
% of FP17s for the same patient ID Re-attending within 3 months - Children	74	1,016	7.3%	9.4%	11.3%	11.8%
% of FP17s for the same patient ID Re-attending within 3 months - Adults	343	2,675	12.8%	14.0%	15.4%	15.7%
% of FP17s for the same patient ID Re-attending between 3 & 9 months - Children	646	1,016	63.6%	60.1%	61.3%	58.9%
% of FP17s for the same patient ID Re-attending between 3 & 9 months - Adults	1,210	2,675	45.2%	50.5%	52.1%	50.8%
% of FP17s for Band 1 Urgent Courses	184	3,473	5.3%	10.1%	9.5%	9.1%
% of FP17s Relating to Free Repair or Replacements	28	3,473	0.8%	0.9%	0.6%	0.8%
% of FP17s Relating to Continuations	33	3,473	1.0%	1.0%	0.8%	0.9%
% of Patients satisfied with the dentistry they have received	0	0	N/A	93.2%	92.4%	92.5%
% of Patients satisfied with the time they had to wait for an appointment	0	0	N/A	84.5%	86.3%	87.0%

* This is based on patients treated on this contract for their most recent course of treatment. Figures in italics indicate the base number of FP17s or Patient Questionnaire responses are less than 100. N/A is shown where the base number of responses is less than 10 during the period. % is calculated as Quantity/Base number*100

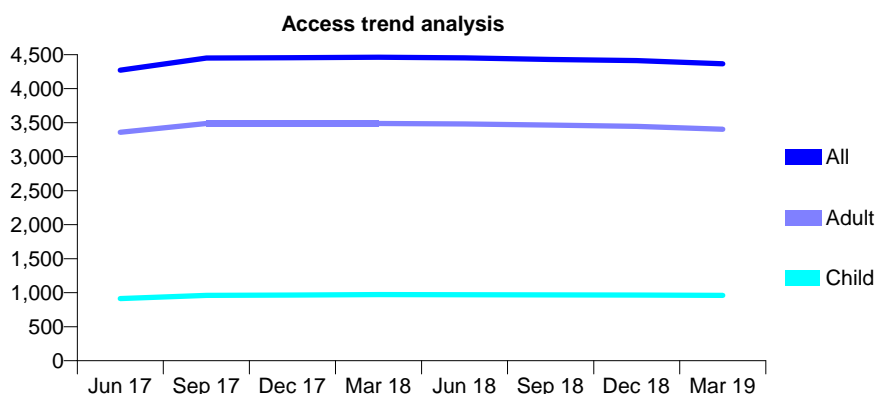
Q66 - Vital Signs At a Glance Contract Report for 150940/0001 - March 2019

Name or company name	Salisbury Villa Ltd
Contract type name	GDS Contract
Purpose of contract	General
Contract start date	03/12/2007
Contract end date	

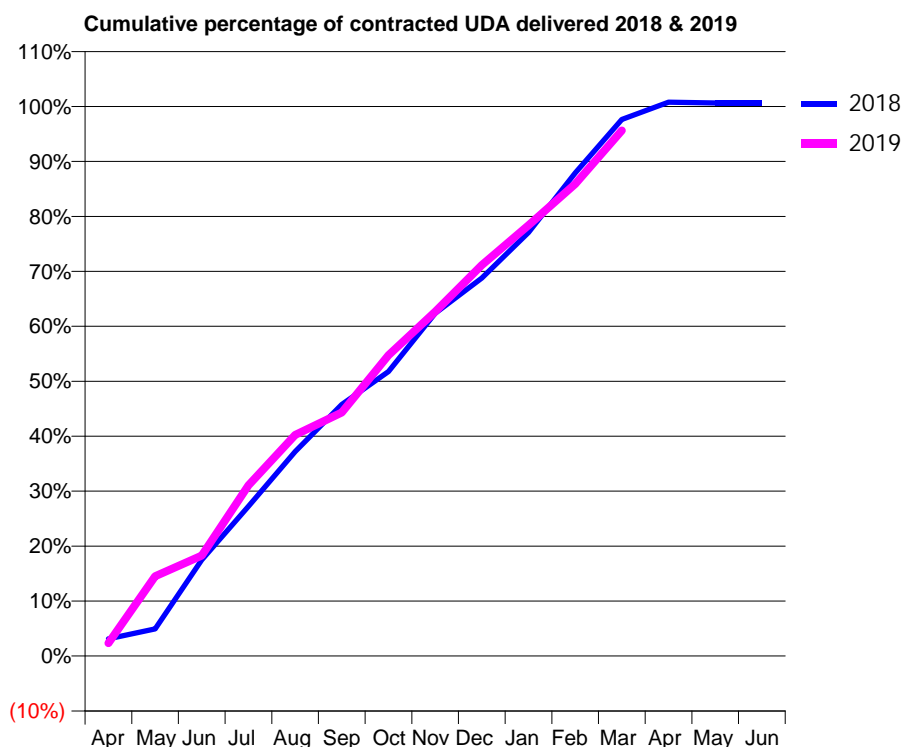
18/19 Contracted general activity (UDA)	9,000
Carry forward general activity (UDA)	-120
18/19 Contracted orthodontic activity (UOA)	0
Carry forward orthodontic activity (UOA)	0
Baseline contract value	£233,053.77

ACCESS*

Patients seen in 24 months	Total	Change since previous quarter
Quarter ending March 2018	4,461	
Quarter ending June 2018	4,454	→
Quarter ending September 2018	4,431	→
Quarter ending December 2018	4,412	→
Quarter ending March 2019	4,365	↓
Variance since March 2018	(2.2%)	↓



ACTIVITY



Month	Adjusted Scheduled Activity (UDA)	
	2018	2019
April	283	211
May	444	1,308
June	1,574	1,645
July	2,451	2,796
August	3,348	3,621
September	4,117	3,988
October	4,660	4,927
November	5,613	5,637
December	6,191	6,402
January	6,938	7,055
February	7,912	7,731
March	8,787	8,606
April	9,068	
May	9,056	
June	9,056	

QUALITY

	Quantity	Base Number	Contract	AT	Region	England
% of FP17s for the same patient ID Re-attending within 3 months - Children	144	1,530	9.4%	9.4%	11.3%	11.8%
% of FP17s for the same patient ID Re-attending within 3 months - Adults	773	5,120	15.1%	14.0%	15.4%	15.7%
% of FP17s for the same patient ID Re-attending between 3 & 9 months - Children	965	1,530	63.1%	60.1%	61.3%	58.9%
% of FP17s for the same patient ID Re-attending between 3 & 9 months - Adults	2,986	5,120	58.3%	50.5%	52.1%	50.8%
% of FP17s for Band 1 Urgent Courses	845	5,511	15.3%	10.1%	9.5%	9.1%
% of FP17s Relating to Free Repair or Replacements	29	5,511	0.5%	0.9%	0.6%	0.8%
% of FP17s Relating to Continuations	32	5,511	0.6%	1.0%	0.8%	0.9%
% of Patients satisfied with the dentistry they have received	0	0	N/A	93.2%	92.4%	92.5%
% of Patients satisfied with the time they had to wait for an appointment	0	0	N/A	84.5%	86.3%	87.0%

* This is based on patients treated on this contract for their most recent course of treatment. Figures in italics indicate the base number of FP17s or Patient Questionnaire responses are less than 100. N/A is shown where the base number of responses is less than 10 during the period. % is calculated as Quantity/Base number*100

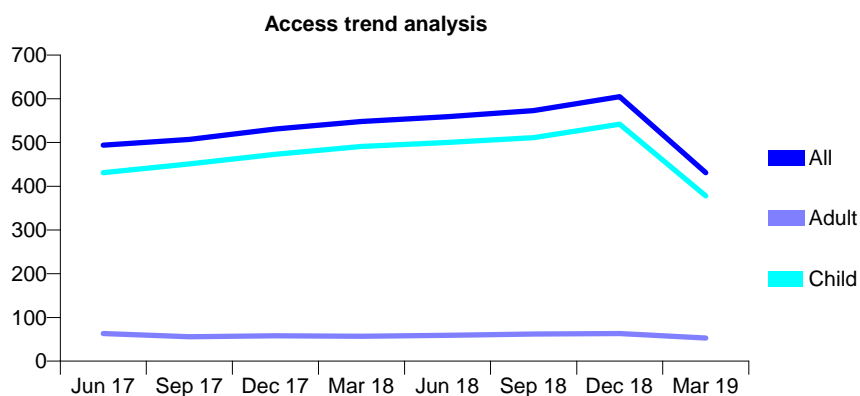
Q66 - Vital Signs At a Glance Contract Report for 151149/0001 - March 2019

Name or company name	B & M Dental Care Ltd
Contract type name	GDS Contract
Purpose of contract	General
Contract start date	01/11/2013
Contract end date	31/12/2018

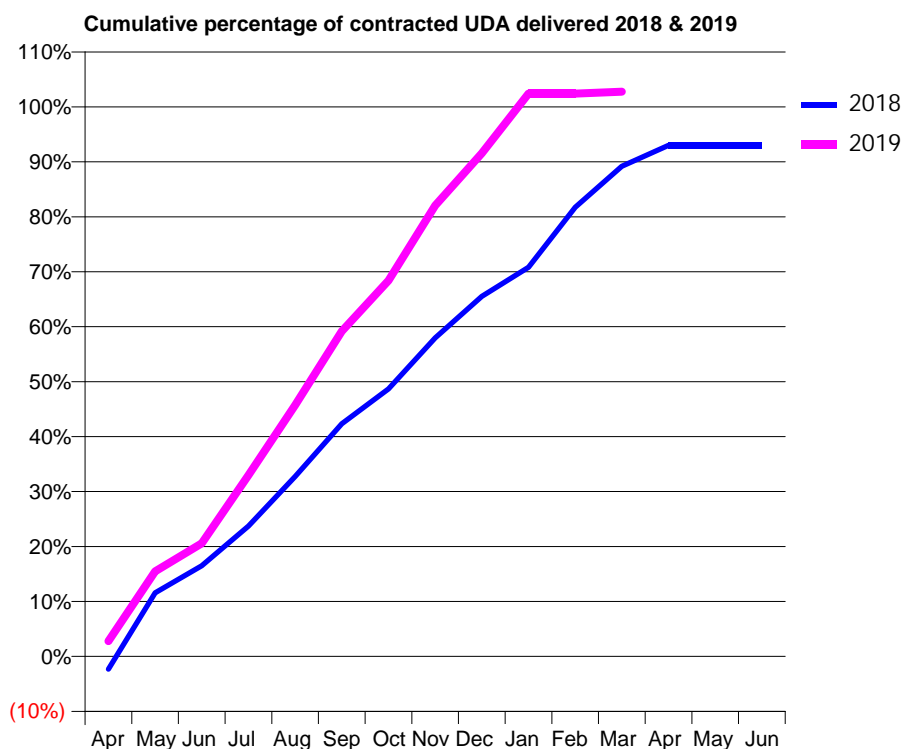
18/19 Contracted general activity (UDA)	866
Carry forward general activity (UDA)	0
18/19 Contracted orthodontic activity (UOA)	0
Carry forward orthodontic activity (UOA)	0
Baseline contract value	£20,991.74

ACCESS*

Patients seen in 24 months	Total	Change since previous quarter
Quarter ending March 2018	548	
Quarter ending June 2018	559	↑
Quarter ending September 2018	573	↑
Quarter ending December 2018	605	↑
Quarter ending March 2019	431	↓
Variance since March 2018	(21.4%)	↓



ACTIVITY



Month	Adjusted Scheduled Activity (UDA)	
	2018	2019
April	-27	24
May	134	134
June	191	178
July	274	286
August	378	396
September	488	512
October	562	592
November	669	711
December	756	793
January	817	887
February	943	887
March	1,029	890
April	1,073	
May	1,073	
June	1,073	

QUALITY

	Quantity	Base Number	Contract	AT	Region	England
% of FP17s for the same patient ID Re-attending within 3 months - Children	26	647	4.0%	9.4%	11.3%	11.8%
% of FP17s for the same patient ID Re-attending within 3 months - Adults	0	15	0.0%	14.0%	15.4%	15.7%
% of FP17s for the same patient ID Re-attending between 3 & 9 months - Children	405	647	62.6%	60.1%	61.3%	58.9%
% of FP17s for the same patient ID Re-attending between 3 & 9 months - Adults	11	15	73.3%	50.5%	52.1%	50.8%
% of FP17s for Band 1 Urgent Courses	10	622	1.6%	10.1%	9.5%	9.1%
% of FP17s Relating to Free Repair or Replacements	0	622	0.0%	0.9%	0.6%	0.8%
% of FP17s Relating to Continuations	0	622	0.0%	1.0%	0.8%	0.9%
% of Patients satisfied with the dentistry they have received	0	0	N/A	93.2%	92.4%	92.5%
% of Patients satisfied with the time they had to wait for an appointment	0	0	N/A	84.5%	86.3%	87.0%

* This is based on patients treated on this contract for their most recent course of treatment. Figures in italics indicate the base number of FP17s or Patient Questionnaire responses are less than 100. N/A is shown where the base number of responses is less than 10 during the period. % is calculated as Quantity/Base number*100

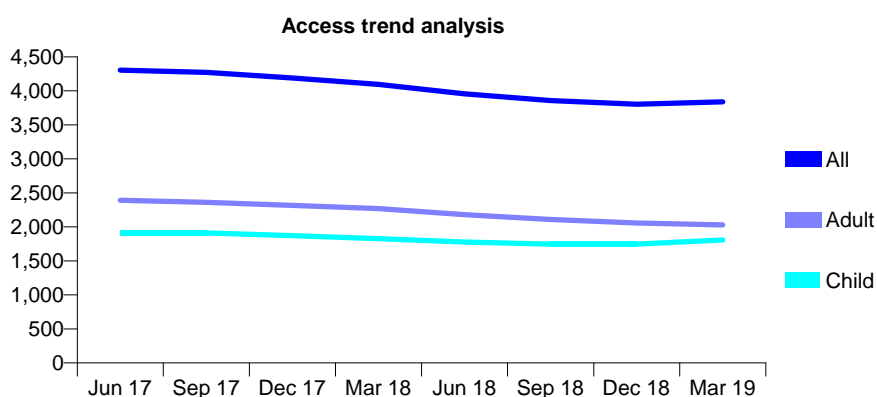
Q66 - Vital Signs At a Glance Contract Report for 153001/0001 - March 2019

Name or company name	Gentle Dental UK Ltd
Contract type name	GDS Contract
Purpose of contract	General
Contract start date	01/12/2007
Contract end date	

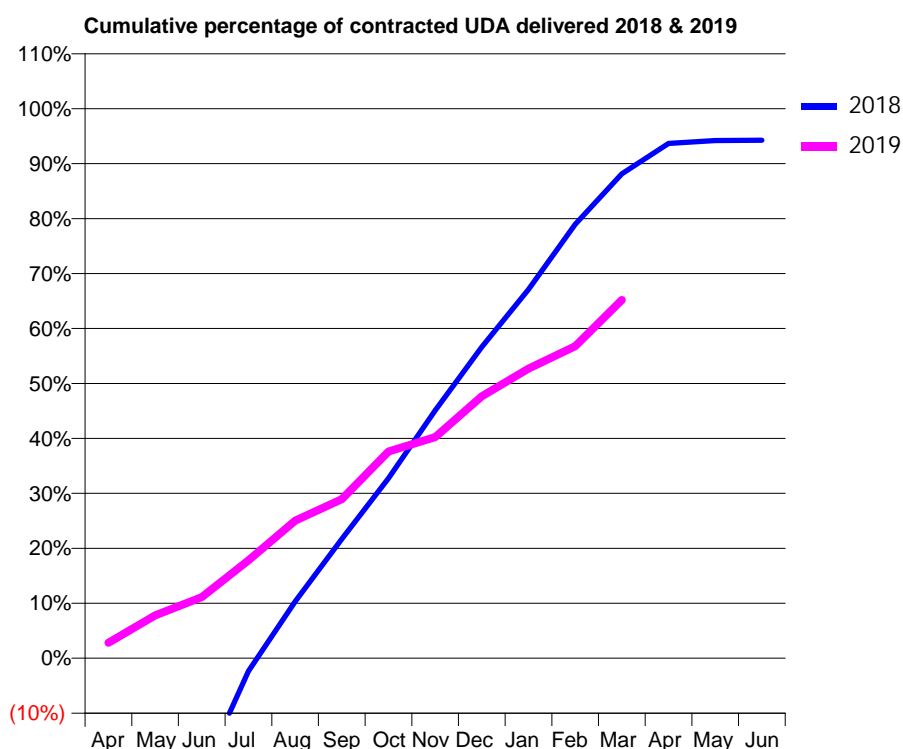
18/19 Contracted general activity (UDA)	12,000
Carry forward general activity (UDA)	0
18/19 Contracted orthodontic activity (UOA)	0
Carry forward orthodontic activity (UOA)	0
Baseline contract value	£323,190.08

ACCESS*

Patients seen in 24 months	Total	Change since previous quarter
Quarter ending March 2018	4,096	
Quarter ending June 2018	3,956	↓
Quarter ending September 2018	3,857	↓
Quarter ending December 2018	3,803	↓
Quarter ending March 2019	3,838	→
Variance since March 2018	(6.3%)	↓



ACTIVITY



Adjusted Scheduled Activity (UDA)		
Month	2018	2019
April	-2,992	336
May	-2,189	937
June	-1,429	1,332
July	-160	2,136
August	697	3,004
September	1,462	3,474
October	2,209	4,511
November	3,044	4,830
December	3,822	5,720
January	4,529	6,322
February	5,327	6,814
March	5,947	7,822
April	6,321	
May	6,356	
June	6,359	

QUALITY

	Quantity	Base Number	Contract	AT	Region	England
% of FP17s for the same patient ID Re-attending within 3 months - Children	217	2,784	7.8%	9.4%	11.3%	11.8%
% of FP17s for the same patient ID Re-attending within 3 months - Adults	310	2,764	11.2%	14.0%	15.4%	15.7%
% of FP17s for the same patient ID Re-attending between 3 & 9 months - Children	1,894	2,784	68.0%	60.1%	61.3%	58.9%
% of FP17s for the same patient ID Re-attending between 3 & 9 months - Adults	1,966	2,764	71.1%	50.5%	52.1%	50.8%
% of FP17s for Band 1 Urgent Courses	161	4,403	3.7%	10.1%	9.5%	9.1%
% of FP17s Relating to Free Repair or Replacements	1	4,403	0.0%	0.9%	0.6%	0.8%
% of FP17s Relating to Continuations	12	4,403	0.3%	1.0%	0.8%	0.9%
% of Patients satisfied with the dentistry they have received	4	4	N/A	93.2%	92.4%	92.5%
% of Patients satisfied with the time they had to wait for an appointment	3	4	N/A	84.5%	86.3%	87.0%

* This is based on patients treated on this contract for their most recent course of treatment.

Figures in italics indicate the base number of FP17s or Patient Questionnaire responses are less than 100. N/A is shown where the base number of responses is less than 10 during the period. % is calculated as Quantity/Base number*100

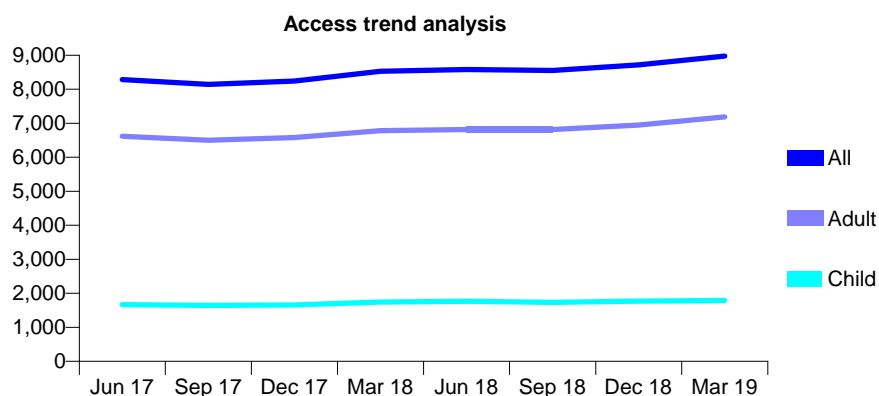
Q66 - Vital Signs At a Glance Contract Report for 157260/0001 - March 2019

Name or company name	Dart Vale Dental Care Ltd
Contract type name	GDS Contract
Purpose of contract	General
Contract start date	01/10/2008
Contract end date	

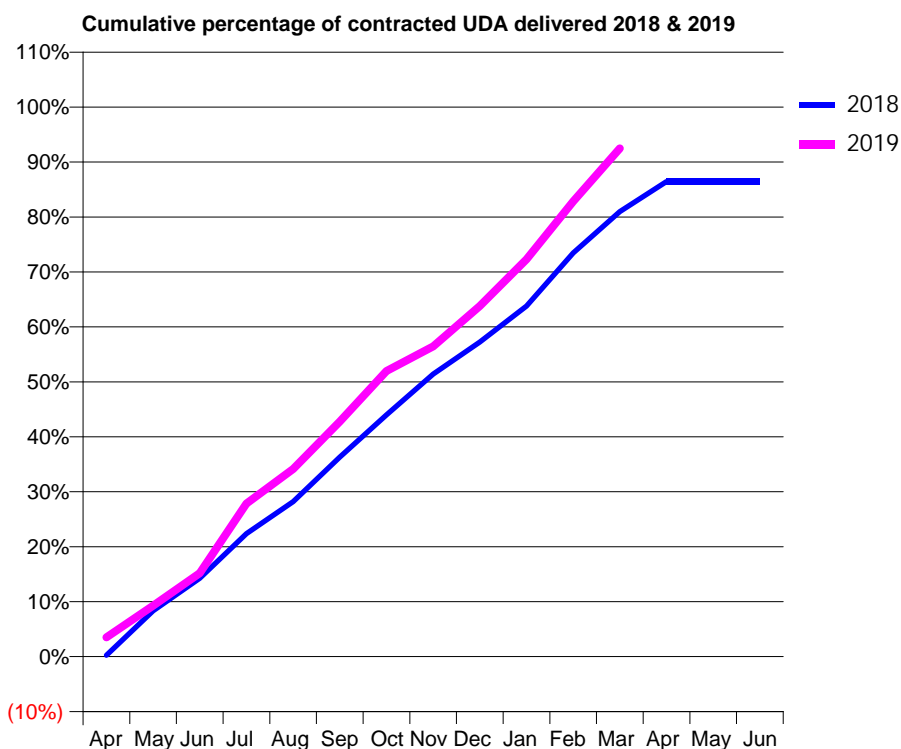
18/19 Contracted general activity (UDA)	25,500
Carry forward general activity (UDA)	0
18/19 Contracted orthodontic activity (UOA)	0
Carry forward orthodontic activity (UOA)	0
Baseline contract value	£651,423.93

ACCESS*

Patients seen in 24 months	Total	Change since previous quarter
Quarter ending March 2018	8,527	
Quarter ending June 2018	8,584	→
Quarter ending September 2018	8,552	→
Quarter ending December 2018	8,718	→
Quarter ending March 2019	8,978	↑
Variance since March 2018	5.3%	↑



ACTIVITY



Month	Adjusted Scheduled Activity (UDA)	
	2018	2019
April	67	891
May	2,131	2,367
June	3,638	3,873
July	5,707	7,106
August	7,196	8,708
September	9,258	10,906
October	11,215	13,249
November	13,108	14,400
December	14,594	16,268
January	16,264	18,439
February	18,733	21,120
March	20,649	23,579
April	22,042	
May	22,043	
June	22,043	

QUALITY

	Quantity	Base Number	Contract	AT	Region	England
% of FP17s for the same patient ID Re-attending within 3 months - Children	155	2,602	6.0%	9.4%	11.3%	11.8%
% of FP17s for the same patient ID Re-attending within 3 months - Adults	1,500	10,369	14.5%	14.0%	15.4%	15.7%
% of FP17s for the same patient ID Re-attending between 3 & 9 months - Children	1,652	2,602	63.5%	60.1%	61.3%	58.9%
% of FP17s for the same patient ID Re-attending between 3 & 9 months - Adults	5,743	10,369	55.4%	50.5%	52.1%	50.8%
% of FP17s for Band 1 Urgent Courses	1,297	12,369	10.5%	10.1%	9.5%	9.1%
% of FP17s Relating to Free Repair or Replacements	138	12,369	1.1%	0.9%	0.6%	0.8%
% of FP17s Relating to Continuations	117	12,369	0.9%	1.0%	0.8%	0.9%
% of Patients satisfied with the dentistry they have received	1	2	N/A	93.2%	92.4%	92.5%
% of Patients satisfied with the time they had to wait for an appointment	2	2	N/A	84.5%	86.3%	87.0%

* This is based on patients treated on this contract for their most recent course of treatment. Figures in italics indicate the base number of FP17s or Patient Questionnaire responses are less than 100. N/A is shown where the base number of responses is less than 10 during the period. % is calculated as Quantity/Base number*100

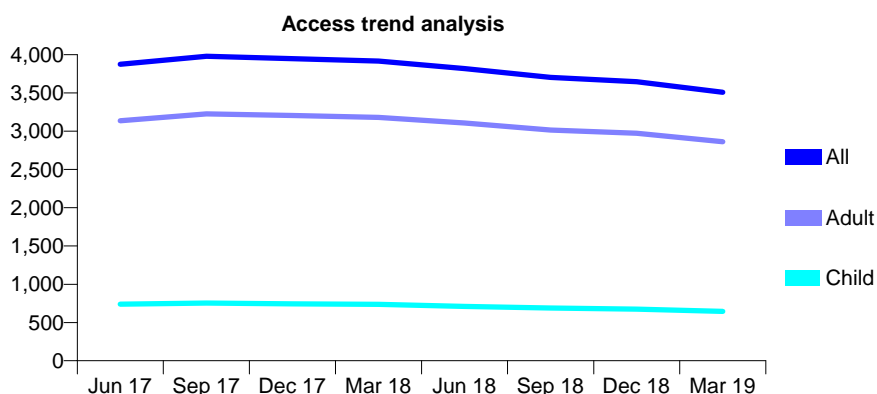
Q66 - Vital Signs At a Glance Contract Report for 159298/0001 - March 2019

Name or company name	DP Shipsey & AMA Shipsey
Contract type name	GDS Contract
Purpose of contract	General
Contract start date	01/04/2012
Contract end date	

18/19 Contracted general activity (UDA)	12,144
Carry forward general activity (UDA)	0
18/19 Contracted orthodontic activity (UOA)	0
Carry forward orthodontic activity (UOA)	0
Baseline contract value	£328,406.42

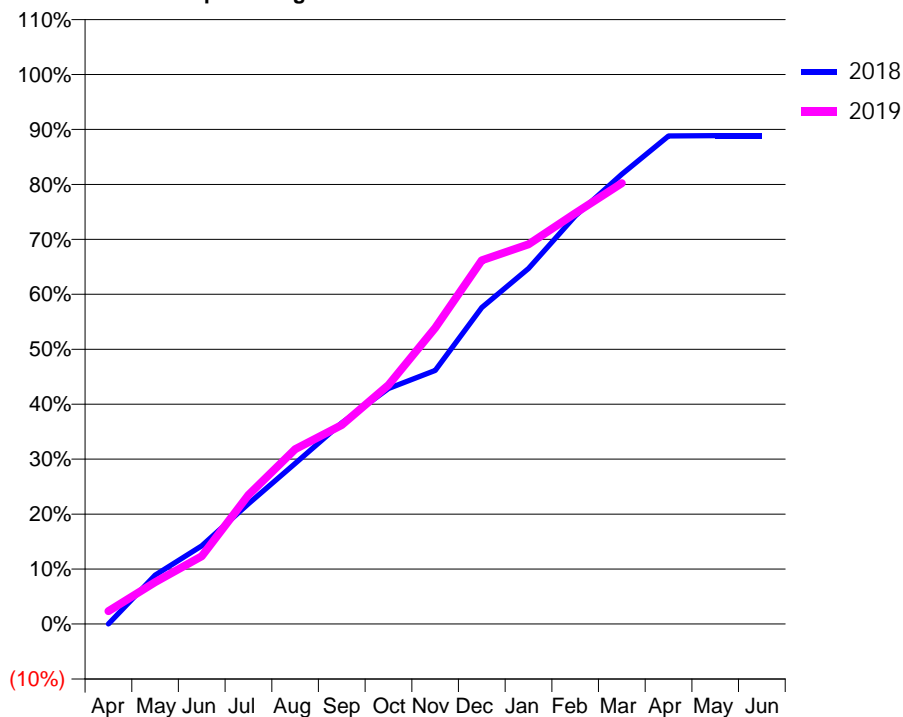
ACCESS*

Patients seen in 24 months	Total	Change since previous quarter
Quarter ending March 2018	3,917	
Quarter ending June 2018	3,817	↓
Quarter ending September 2018	3,703	↓
Quarter ending December 2018	3,647	↓
Quarter ending March 2019	3,509	↓
Variance since March 2018	(10.4%)	↓



ACTIVITY

Cumulative percentage of contracted UDA delivered 2018 & 2019



Adjusted Scheduled Activity (UDA)

Month	2018	2019
April	0	286
May	1,377	923
June	2,205	1,500
July	3,390	2,854
August	4,529	3,865
September	5,671	4,400
October	6,642	5,282
November	7,152	6,544
December	8,927	8,038
January	10,031	8,391
February	11,507	9,077
March	12,685	9,741
April	13,763	
May	13,777	
June	13,777	

QUALITY

	Quantity	Base Number	Contract	AT	Region	England
% of FP17s for the same patient ID Re-attending within 3 months - Children	47	763	6.2%	9.4%	11.3%	11.8%
% of FP17s for the same patient ID Re-attending within 3 months - Adults	596	3,816	15.6%	14.0%	15.4%	15.7%
% of FP17s for the same patient ID Re-attending between 3 & 9 months - Children	469	763	61.5%	60.1%	61.3%	58.9%
% of FP17s for the same patient ID Re-attending between 3 & 9 months - Adults	2,240	3,816	58.7%	50.5%	52.1%	50.8%
% of FP17s for Band 1 Urgent Courses	388	4,270	9.1%	10.1%	9.5%	9.1%
% of FP17s Relating to Free Repair or Replacements	60	4,270	1.4%	0.9%	0.6%	0.8%
% of FP17s Relating to Continuations	97	4,270	2.3%	1.0%	0.8%	0.9%
% of Patients satisfied with the dentistry they have received	1	1	N/A	93.2%	92.4%	92.5%
% of Patients satisfied with the time they had to wait for an appointment	1	1	N/A	84.5%	86.3%	87.0%

* This is based on patients treated on this contract for their most recent course of treatment.

Figures in italics indicate the base number of FP17s or Patient Questionnaire responses are less than 100. N/A is shown where the base number of responses is less than 10 during the period. % is calculated as Quantity/Base number*100

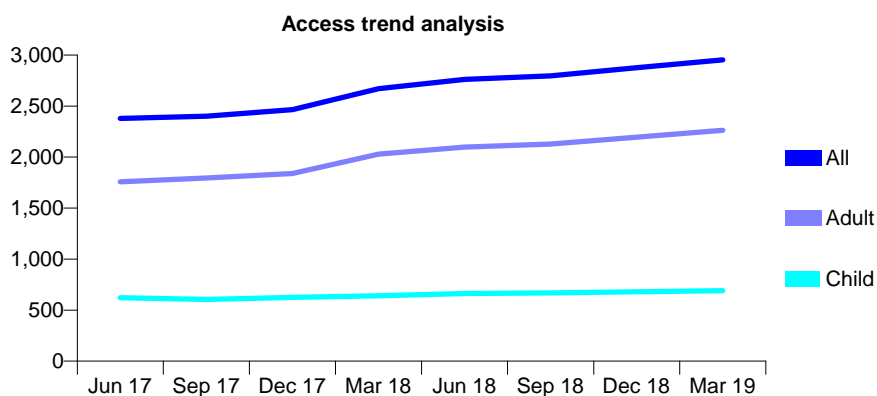
Q66 - Vital Signs At a Glance Contract Report for 159913/0001 - March 2019

Name or company name	Ingleby Dental Practice Limited
Contract type name	GDS Contract
Purpose of contract	General
Contract start date	01/05/2012
Contract end date	

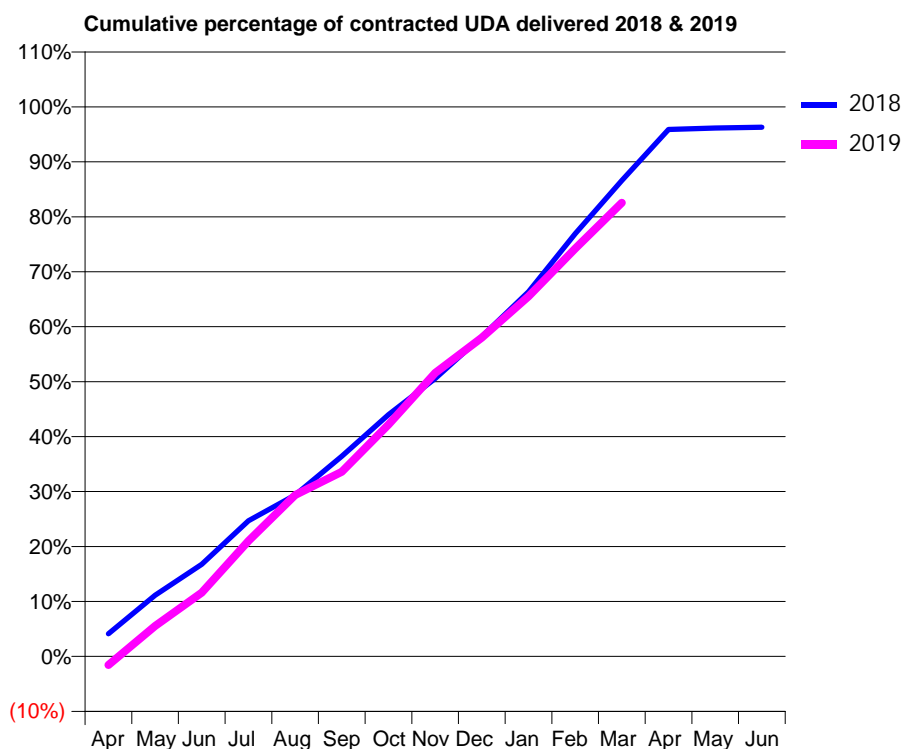
18/19 Contracted general activity (UDA)	8,029
Carry forward general activity (UDA)	298
18/19 Contracted orthodontic activity (UOA)	0
Carry forward orthodontic activity (UOA)	0
Baseline contract value	£220,088.74

ACCESS*

Patients seen in 24 months	Total	Change since previous quarter
Quarter ending March 2018	2,671	
Quarter ending June 2018	2,762	↑
Quarter ending September 2018	2,795	→
Quarter ending December 2018	2,876	↑
Quarter ending March 2019	2,953	↑
Variance since March 2018	10.6%	↑



ACTIVITY



Month	2018	2019
April	330	-127
May	895	446
June	1,346	933
July	1,982	1,686
August	2,359	2,358
September	2,923	2,698
October	3,531	3,388
November	4,062	4,144
December	4,674	4,656
January	5,328	5,260
February	6,177	5,958
March	6,952	6,627
April	7,700	
May	7,719	
June	7,731	

QUALITY

	Quantity	Base Number	Contract	AT	Region	England
% of FP17s for the same patient ID Re-attending within 3 months - Children	38	1,033	3.7%	9.4%	11.3%	11.8%
% of FP17s for the same patient ID Re-attending within 3 months - Adults	292	3,036	9.6%	14.0%	15.4%	15.7%
% of FP17s for the same patient ID Re-attending between 3 & 9 months - Children	684	1,033	66.2%	60.1%	61.3%	58.9%
% of FP17s for the same patient ID Re-attending between 3 & 9 months - Adults	1,750	3,036	57.6%	50.5%	52.1%	50.8%
% of FP17s for Band 1 Urgent Courses	209	3,778	5.5%	10.1%	9.5%	9.1%
% of FP17s Relating to Free Repair or Replacements	13	3,778	0.3%	0.9%	0.6%	0.8%
% of FP17s Relating to Continuations	37	3,778	1.0%	1.0%	0.8%	0.9%
% of Patients satisfied with the dentistry they have received	4	5	N/A	93.2%	92.4%	92.5%
% of Patients satisfied with the time they had to wait for an appointment	3	5	N/A	84.5%	86.3%	87.0%

* This is based on patients treated on this contract for their most recent course of treatment. Figures in italics indicate the base number of FP17s or Patient Questionnaire responses are less than 100. N/A is shown where the base number of responses is less than 10 during the period. % is calculated as Quantity/Base number*100

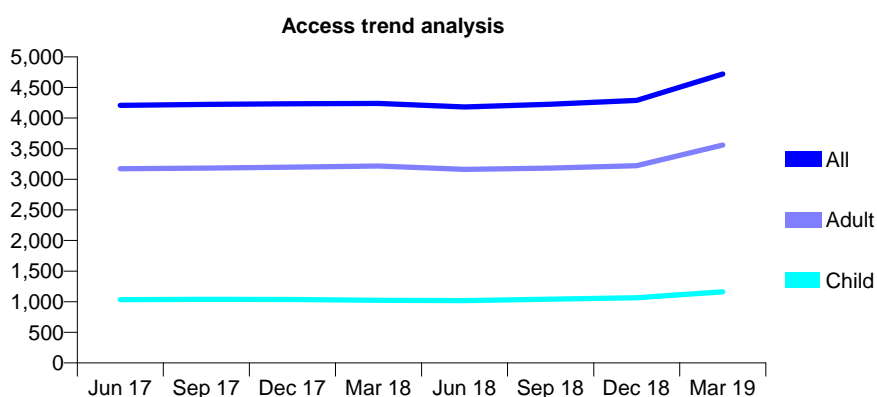
Q66 - Vital Signs At a Glance Contract Report for 160555/0001 - March 2019

Name or company name	Marlborough Dental Centre Partnership
Contract type name	GDS Contract
Purpose of contract	General
Contract start date	01/01/2015
Contract end date	

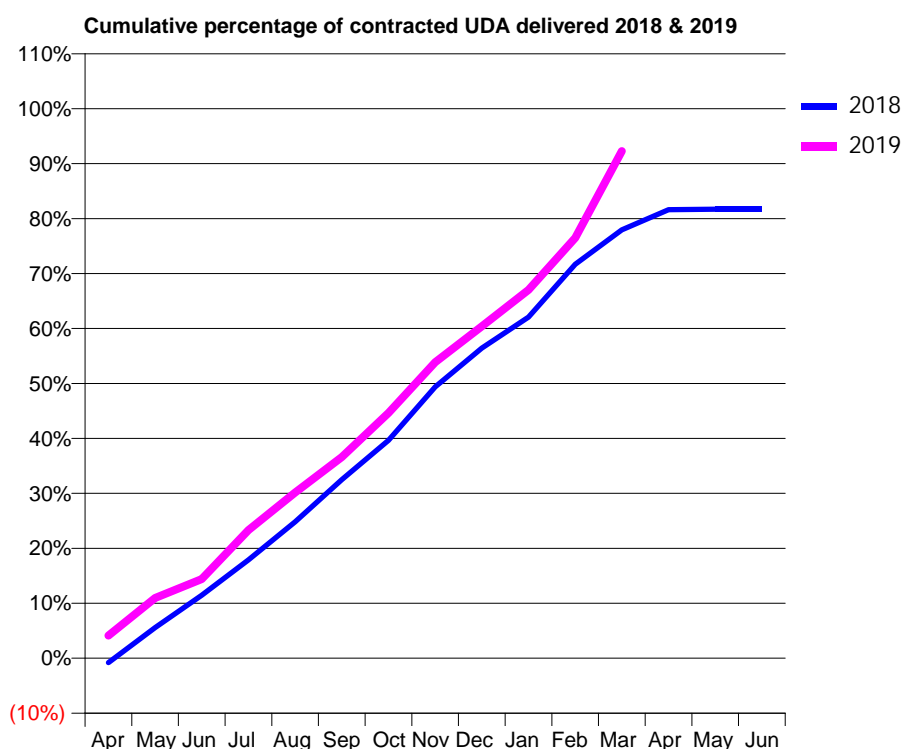
18/19 Contracted general activity (UDA)	13,361
Carry forward general activity (UDA)	0
18/19 Contracted orthodontic activity (UOA)	0
Carry forward orthodontic activity (UOA)	0
Baseline contract value	£354,450.79

ACCESS*

Patients seen in 24 months	Total	Change since previous quarter
Quarter ending March 2018	4,238	
Quarter ending June 2018	4,182	↓
Quarter ending September 2018	4,225	→
Quarter ending December 2018	4,289	→
Quarter ending March 2019	4,720	↑
Variance since March 2018	11.4%	↑



ACTIVITY



Month	2018	2019
April	-108	549
May	743	1,468
June	1,531	1,926
July	2,391	3,114
August	3,319	4,028
September	4,339	4,890
October	5,299	5,963
November	6,596	7,196
December	7,540	8,070
January	8,296	8,956
February	9,580	10,217
March	10,415	12,328
April	10,907	
May	10,915	
June	10,915	

QUALITY

	Quantity	Base Number	Contract	AT	Region	England
% of FP17s for the same patient ID Re-attending within 3 months - Children	155	1,856	8.4%	9.4%	11.3%	11.8%
% of FP17s for the same patient ID Re-attending within 3 months - Adults	642	4,829	13.3%	14.0%	15.4%	15.7%
% of FP17s for the same patient ID Re-attending between 3 & 9 months - Children	1,057	1,856	57.0%	60.1%	61.3%	58.9%
% of FP17s for the same patient ID Re-attending between 3 & 9 months - Adults	2,178	4,829	45.1%	50.5%	52.1%	50.8%
% of FP17s for Band 1 Urgent Courses	641	6,444	9.9%	10.1%	9.5%	9.1%
% of FP17s Relating to Free Repair or Replacements	97	6,444	1.5%	0.9%	0.6%	0.8%
% of FP17s Relating to Continuations	54	6,444	0.8%	1.0%	0.8%	0.9%
% of Patients satisfied with the dentistry they have received	3	3	N/A	93.2%	92.4%	92.5%
% of Patients satisfied with the time they had to wait for an appointment	3	3	N/A	84.5%	86.3%	87.0%

* This is based on patients treated on this contract for their most recent course of treatment.

Figures in italics indicate the base number of FP17s or Patient Questionnaire responses are less than 100. N/A is shown where the base number of responses is less than 10 during the period. % is calculated as Quantity/Base number*100

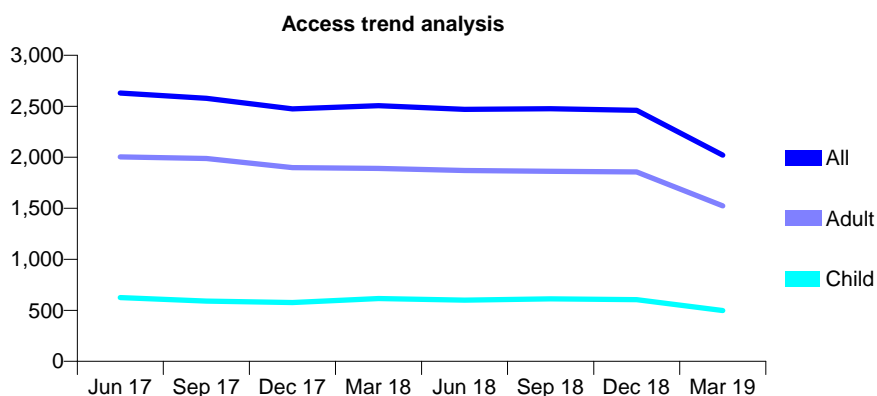
Q66 - Vital Signs At a Glance Contract Report for 160555/0002 - March 2019

Name or company name	Marlborough Dental Centre Partnership
Contract type name	GDS Contract
Purpose of contract	General
Contract start date	01/01/2015
Contract end date	

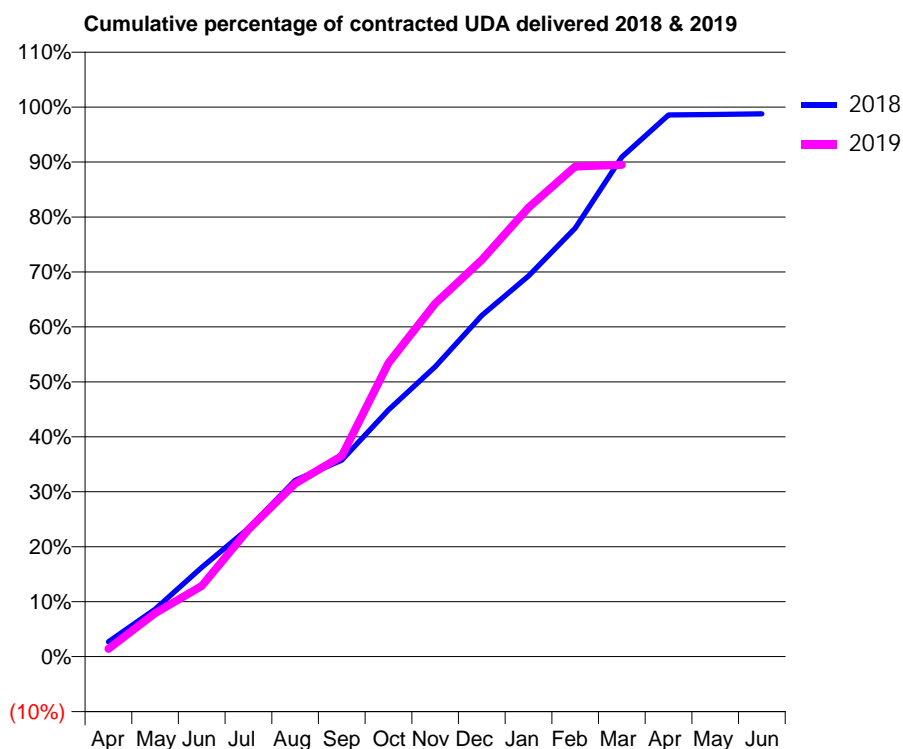
18/19 Contracted general activity (UDA)	7,561
Carry forward general activity (UDA)	93
18/19 Contracted orthodontic activity (UOA)	0
Carry forward orthodontic activity (UOA)	0
Baseline contract value	£207,411.28

ACCESS*

Patients seen in 24 months	Total	Change since previous quarter
Quarter ending March 2018	2,506	
Quarter ending June 2018	2,470	↓
Quarter ending September 2018	2,477	→
Quarter ending December 2018	2,461	→
Quarter ending March 2019	2,021	↓
Variance since March 2018	(19.4%)	↓



ACTIVITY



Month	Adjusted Scheduled Activity (UDA)	
	2018	2019
April	205	107
May	654	599
June	1,228	974
July	1,766	1,749
August	2,424	2,382
September	2,703	2,761
October	3,396	4,039
November	3,988	4,858
December	4,694	5,457
January	5,237	6,176
February	5,896	6,744
March	6,872	6,767
April	7,452	
May	7,459	
June	7,468	

QUALITY

	Quantity	Base Number	Contract	AT	Region	England
% of FP17s for the same patient ID Re-attending within 3 months - Children	69	855	8.1%	9.4%	11.3%	11.8%
% of FP17s for the same patient ID Re-attending within 3 months - Adults	364	2,368	15.4%	14.0%	15.4%	15.7%
% of FP17s for the same patient ID Re-attending between 3 & 9 months - Children	480	855	56.1%	60.1%	61.3%	58.9%
% of FP17s for the same patient ID Re-attending between 3 & 9 months - Adults	1,038	2,368	43.8%	50.5%	52.1%	50.8%
% of FP17s for Band 1 Urgent Courses	243	2,979	8.2%	10.1%	9.5%	9.1%
% of FP17s Relating to Free Repair or Replacements	24	2,979	0.8%	0.9%	0.6%	0.8%
% of FP17s Relating to Continuations	33	2,979	1.1%	1.0%	0.8%	0.9%
% of Patients satisfied with the dentistry they have received	1	1	N/A	93.2%	92.4%	92.5%
% of Patients satisfied with the time they had to wait for an appointment	0	1	N/A	84.5%	86.3%	87.0%

* This is based on patients treated on this contract for their most recent course of treatment. Figures in italics indicate the base number of FP17s or Patient Questionnaire responses are less than 100. N/A is shown where the base number of responses is less than 10 during the period. % is calculated as Quantity/Base number*100

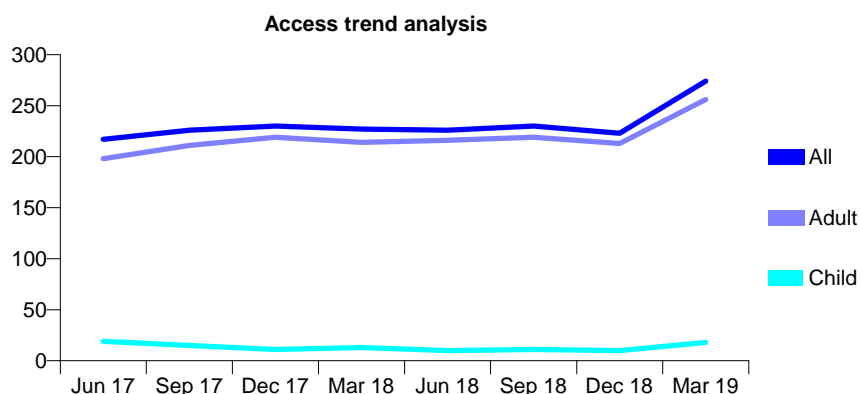
Q66 - Vital Signs At a Glance Contract Report for 160555/0003 - March 2019

Name or company name	Marlborough Dental Centre Partnership
Contract type name	GDS Contract
Purpose of contract	General
Contract start date	01/01/2015
Contract end date	

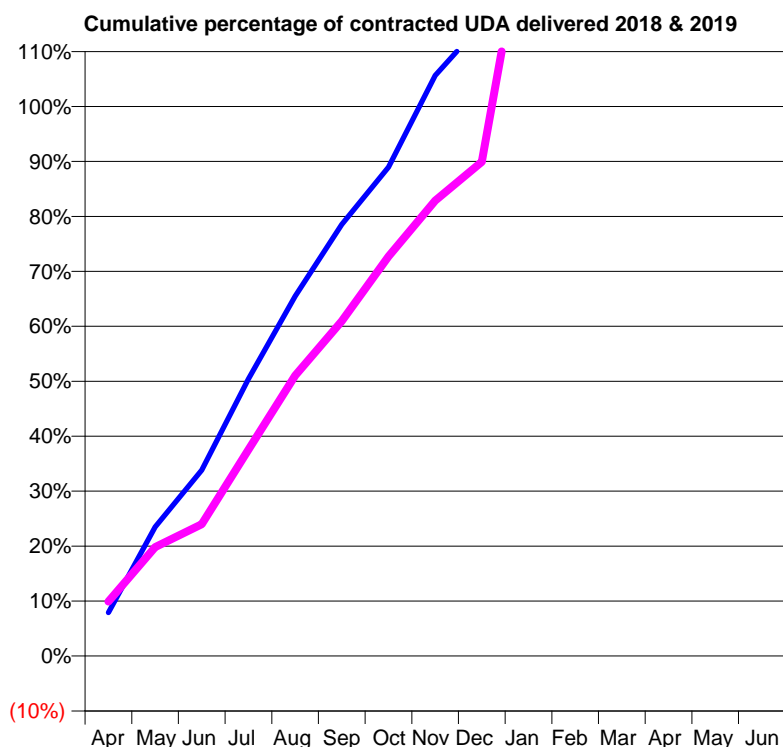
18/19 Contracted general activity (UDA)	230
Carry forward general activity (UDA)	0
18/19 Contracted orthodontic activity (UOA)	0
Carry forward orthodontic activity (UOA)	0
Baseline contract value	£31,367.61

ACCESS*

Patients seen in 24 months	Total	Change since previous quarter
Quarter ending March 2018	227	
Quarter ending June 2018	226	→
Quarter ending September 2018	230	→
Quarter ending December 2018	223	↓
Quarter ending March 2019	274	↑
Variance since March 2018	20.7%	↑



ACTIVITY



Month	Adjusted Scheduled Activity (UDA)	
	2018	2019
April	18	23
May	54	46
June	78	55
July	116	86
August	151	117
September	181	140
October	205	167
November	243	191
December	265	207
January	290	315
February	316	342
March	332	371
April	344	
May	344	
June	345	

QUALITY

	Quantity	Base Number	Contract	AT	Region	England
% of FP17s for the same patient ID Re-attending within 3 months - Children	1	27	3.7%	9.4%	11.3%	11.8%
% of FP17s for the same patient ID Re-attending within 3 months - Adults	17	284	6.0%	14.0%	15.4%	15.7%
% of FP17s for the same patient ID Re-attending between 3 & 9 months - Children	0	27	0.0%	60.1%	61.3%	58.9%
% of FP17s for the same patient ID Re-attending between 3 & 9 months - Adults	4	284	1.4%	50.5%	52.1%	50.8%
% of FP17s for Band 1 Urgent Courses	292	300	97.3%	10.1%	9.5%	9.1%
% of FP17s Relating to Free Repair or Replacements	0	300	0.0%	0.9%	0.6%	0.8%
% of FP17s Relating to Continuations	0	300	0.0%	1.0%	0.8%	0.9%
% of Patients satisfied with the dentistry they have received	0	0	N/A	93.2%	92.4%	92.5%
% of Patients satisfied with the time they had to wait for an appointment	0	0	N/A	84.5%	86.3%	87.0%

* This is based on patients treated on this contract for their most recent course of treatment. Figures in italics indicate the base number of FP17s or Patient Questionnaire responses are less than 100. N/A is shown where the base number of responses is less than 10 during the period. % is calculated as Quantity/Base number*100

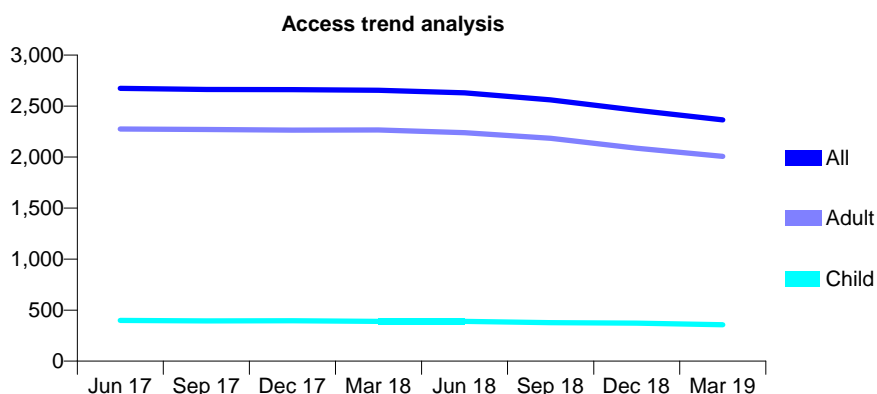
Q66 - Vital Signs At a Glance Contract Report for 160881/0001 - March 2019

Name or company name	The Trewirgie Dental Practice Partnership
Contract type name	GDS Contract
Purpose of contract	General
Contract start date	28/03/2014
Contract end date	

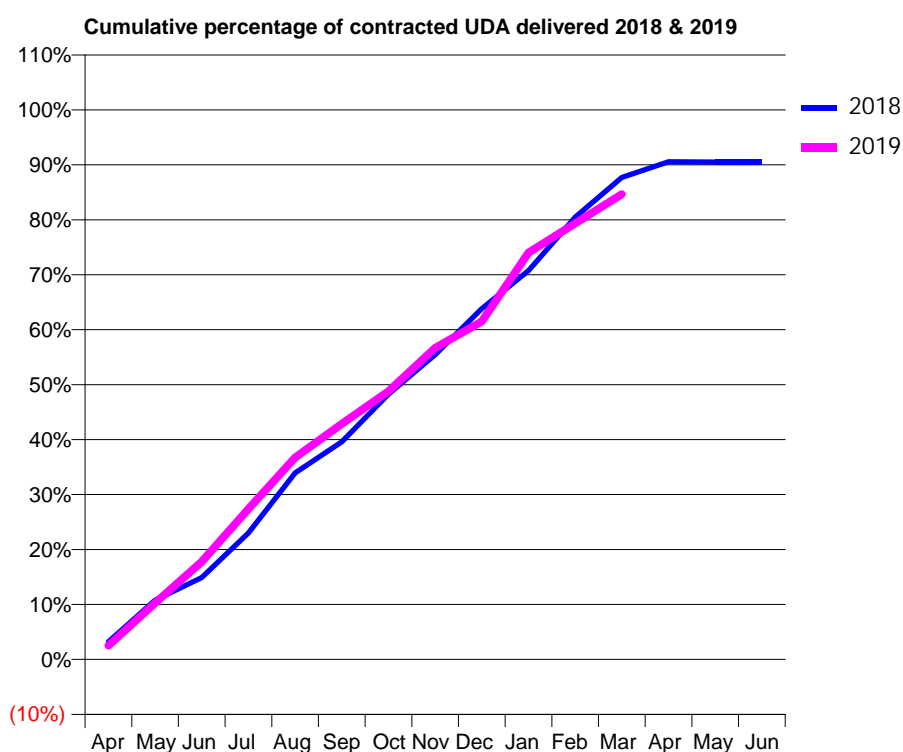
18/19 Contracted general activity (UDA)	4,800
Carry forward general activity (UDA)	0
18/19 Contracted orthodontic activity (UOA)	0
Carry forward orthodontic activity (UOA)	0
Baseline contract value	£128,046.67

ACCESS*

Patients seen in 24 months	Total	Change since previous quarter
Quarter ending March 2018	2,656	
Quarter ending June 2018	2,629	↓
Quarter ending September 2018	2,561	↓
Quarter ending December 2018	2,460	↓
Quarter ending March 2019	2,365	↓
Variance since March 2018	(11.0%)	↓



ACTIVITY



Month	2018	2019
April	258	120
May	863	494
June	1,192	854
July	1,841	1,315
August	2,715	1,765
September	3,166	2,058
October	3,863	2,341
November	4,437	2,722
December	5,105	2,952
January	5,661	3,554
February	6,438	3,809
March	7,018	4,063
April	7,244	
May	7,241	
June	7,241	

QUALITY

	Quantity	Base Number	Contract	AT	Region	England
% of FP17s for the same patient ID Re-attending within 3 months - Children	14	303	4.6%	9.4%	11.3%	11.8%
% of FP17s for the same patient ID Re-attending within 3 months - Adults	177	1,740	10.2%	14.0%	15.4%	15.7%
% of FP17s for the same patient ID Re-attending between 3 & 9 months - Children	127	303	41.9%	60.1%	61.3%	58.9%
% of FP17s for the same patient ID Re-attending between 3 & 9 months - Adults	702	1,740	40.3%	50.5%	52.1%	50.8%
% of FP17s for Band 1 Urgent Courses	227	1,955	11.6%	10.1%	9.5%	9.1%
% of FP17s Relating to Free Repair or Replacements	13	1,955	0.7%	0.9%	0.6%	0.8%
% of FP17s Relating to Continuations	28	1,955	1.4%	1.0%	0.8%	0.9%
% of Patients satisfied with the dentistry they have received	3	3	N/A	93.2%	92.4%	92.5%
% of Patients satisfied with the time they had to wait for an appointment	3	3	N/A	84.5%	86.3%	87.0%

* This is based on patients treated on this contract for their most recent course of treatment. Figures in italics indicate the base number of FP17s or Patient Questionnaire responses are less than 100. N/A is shown where the base number of responses is less than 10 during the period. % is calculated as Quantity/Base number*100

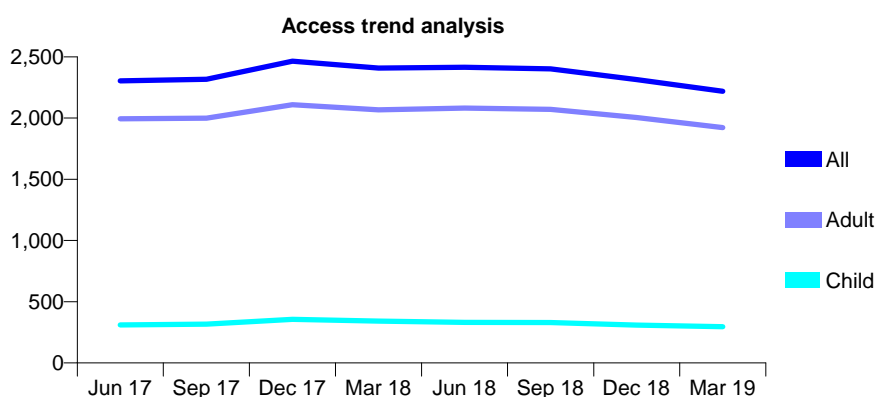
Q66 - Vital Signs At a Glance Contract Report for 161128/0001 - March 2019

Name or company name	The Old Brewery Yard Dental Practice Part
Contract type name	GDS Contract
Purpose of contract	General
Contract start date	17/12/2013
Contract end date	

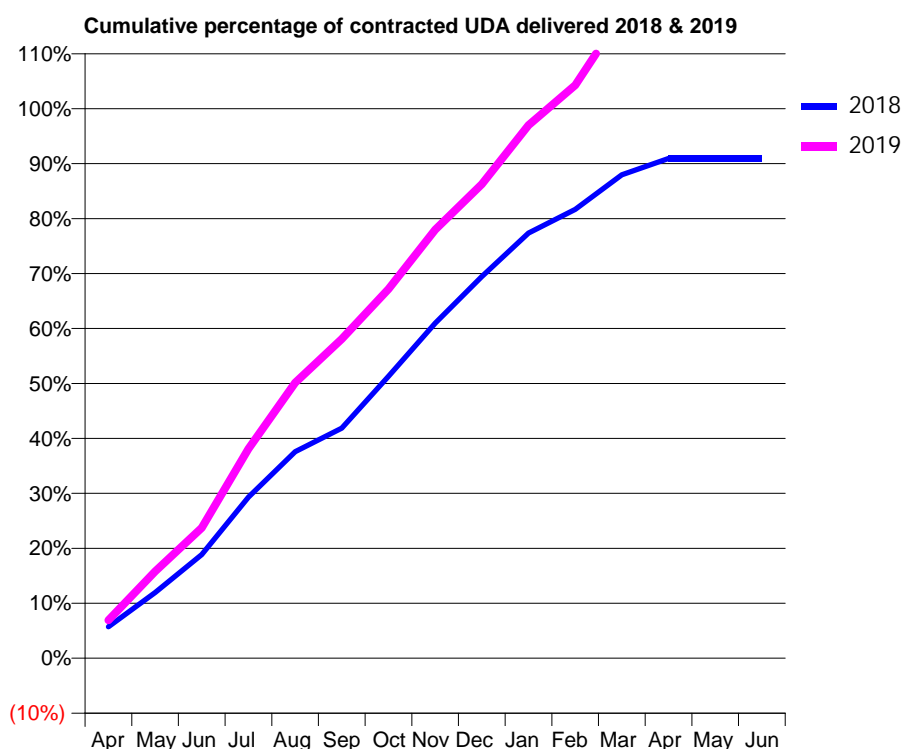
18/19 Contracted general activity (UDA)	5,500
Carry forward general activity (UDA)	0
18/19 Contracted orthodontic activity (UOA)	0
Carry forward orthodontic activity (UOA)	0
Baseline contract value	£119,427.25

ACCESS*

Patients seen in 24 months	Total	Change since previous quarter
Quarter ending March 2018	2,409	
Quarter ending June 2018	2,414	→
Quarter ending September 2018	2,401	→
Quarter ending December 2018	2,314	↓
Quarter ending March 2019	2,218	↓
Variance since March 2018	(7.9%)	↓



ACTIVITY



Month	Adjusted Scheduled Activity (UDA)	
	2018	2019
April	457	381
May	956	869
June	1,509	1,304
July	2,347	2,096
August	3,006	2,758
September	3,351	3,195
October	4,104	3,694
November	4,878	4,289
December	5,555	4,744
January	6,188	5,335
February	6,533	5,734
March	7,036	6,440
April	7,276	
May	7,276	
June	7,276	

QUALITY

	Quantity	Base Number	Contract	AT	Region	England
% of FP17s for the same patient ID Re-attending within 3 months - Children	19	491	3.9%	9.4%	11.3%	11.8%
% of FP17s for the same patient ID Re-attending within 3 months - Adults	250	2,833	8.8%	14.0%	15.4%	15.7%
% of FP17s for the same patient ID Re-attending between 3 & 9 months - Children	273	491	55.6%	60.1%	61.3%	58.9%
% of FP17s for the same patient ID Re-attending between 3 & 9 months - Adults	1,413	2,833	49.9%	50.5%	52.1%	50.8%
% of FP17s for Band 1 Urgent Courses	301	3,257	9.2%	10.1%	9.5%	9.1%
% of FP17s Relating to Free Repair or Replacements	41	3,257	1.3%	0.9%	0.6%	0.8%
% of FP17s Relating to Continuations	23	3,257	0.7%	1.0%	0.8%	0.9%
% of Patients satisfied with the dentistry they have received	2	3	N/A	93.2%	92.4%	92.5%
% of Patients satisfied with the time they had to wait for an appointment	3	3	N/A	84.5%	86.3%	87.0%

* This is based on patients treated on this contract for their most recent course of treatment.

Figures in italics indicate the base number of FP17s or Patient Questionnaire responses are less than 100. N/A is shown where the base number of responses is less than 10 during the period. % is calculated as Quantity/Base number*100

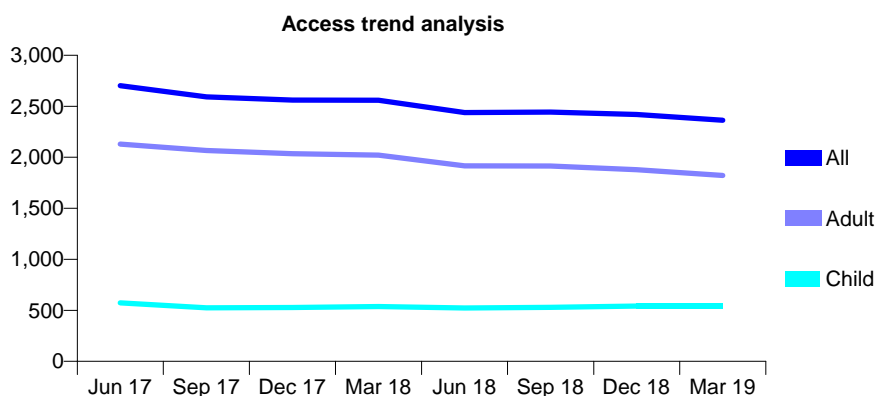
Q66 - Vital Signs At a Glance Contract Report for 161306/0001 - March 2019

Name or company name	Mount Folly Square Dental Practice Partner
Contract type name	GDS Contract
Purpose of contract	General
Contract start date	16/11/2010
Contract end date	

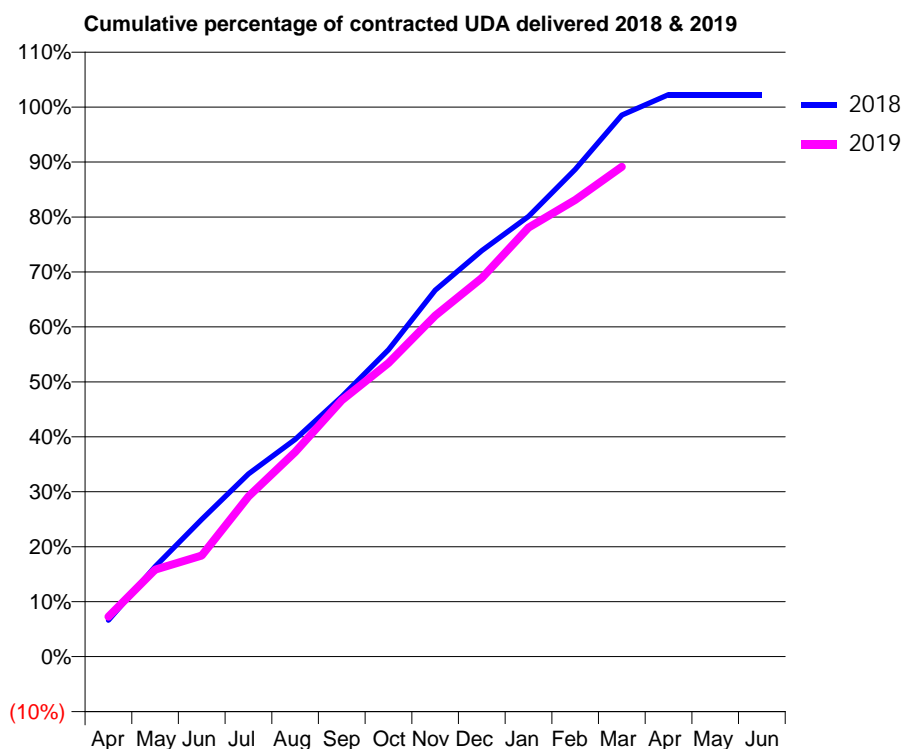
18/19 Contracted general activity (UDA)	7,250
Carry forward general activity (UDA)	-145
18/19 Contracted orthodontic activity (UOA)	0
Carry forward orthodontic activity (UOA)	0
Baseline contract value	£192,958.10

ACCESS*

Patients seen in 24 months	Total	Change since previous quarter
Quarter ending March 2018	2,559	
Quarter ending June 2018	2,439	↓
Quarter ending September 2018	2,443	→
Quarter ending December 2018	2,420	→
Quarter ending March 2019	2,363	↓
Variance since March 2018	(7.7%)	↓



ACTIVITY



Month	Adjusted Scheduled Activity (UDA)	
	2018	2019
April	480	527
May	1,188	1,148
June	1,812	1,333
July	2,412	2,113
August	2,866	2,701
September	3,429	3,382
October	4,049	3,873
November	4,834	4,497
December	5,356	4,993
January	5,808	5,659
February	6,429	6,025
March	7,144	6,461
April	7,414	
May	7,414	
June	7,414	

QUALITY

	Quantity	Base Number	Contract	AT	Region	England
% of FP17s for the same patient ID Re-attending within 3 months - Children	46	671	6.9%	9.4%	11.3%	11.8%
% of FP17s for the same patient ID Re-attending within 3 months - Adults	303	2,264	13.4%	14.0%	15.4%	15.7%
% of FP17s for the same patient ID Re-attending between 3 & 9 months - Children	339	671	50.5%	60.1%	61.3%	58.9%
% of FP17s for the same patient ID Re-attending between 3 & 9 months - Adults	1,194	2,264	52.7%	50.5%	52.1%	50.8%
% of FP17s for Band 1 Urgent Courses	119	2,821	4.2%	10.1%	9.5%	9.1%
% of FP17s Relating to Free Repair or Replacements	28	2,821	1.0%	0.9%	0.6%	0.8%
% of FP17s Relating to Continuations	66	2,821	2.3%	1.0%	0.8%	0.9%
% of Patients satisfied with the dentistry they have received	2	2	N/A	93.2%	92.4%	92.5%
% of Patients satisfied with the time they had to wait for an appointment	1	2	N/A	84.5%	86.3%	87.0%

* This is based on patients treated on this contract for their most recent course of treatment. Figures in italics indicate the base number of FP17s or Patient Questionnaire responses are less than 100. N/A is shown where the base number of responses is less than 10 during the period. % is calculated as Quantity/Base number*100

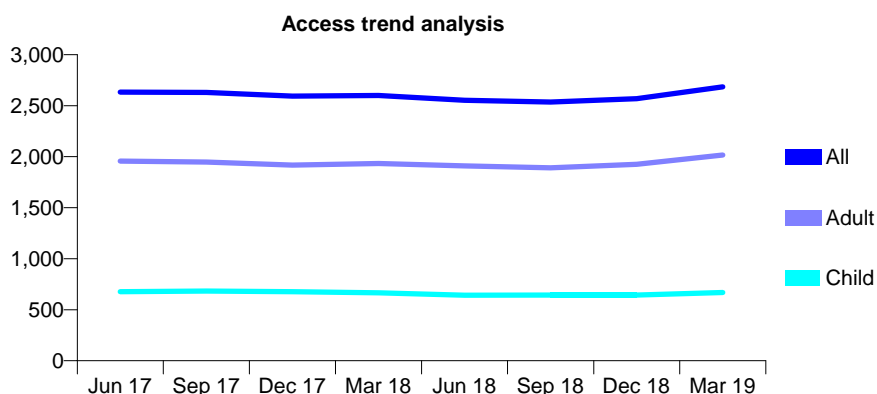
Q66 - Vital Signs At a Glance Contract Report for 161365/0001 - March 2019

Name or company name	The Chudleigh Practice Limited
Contract type name	GDS Contract
Purpose of contract	General
Contract start date	01/05/2010
Contract end date	

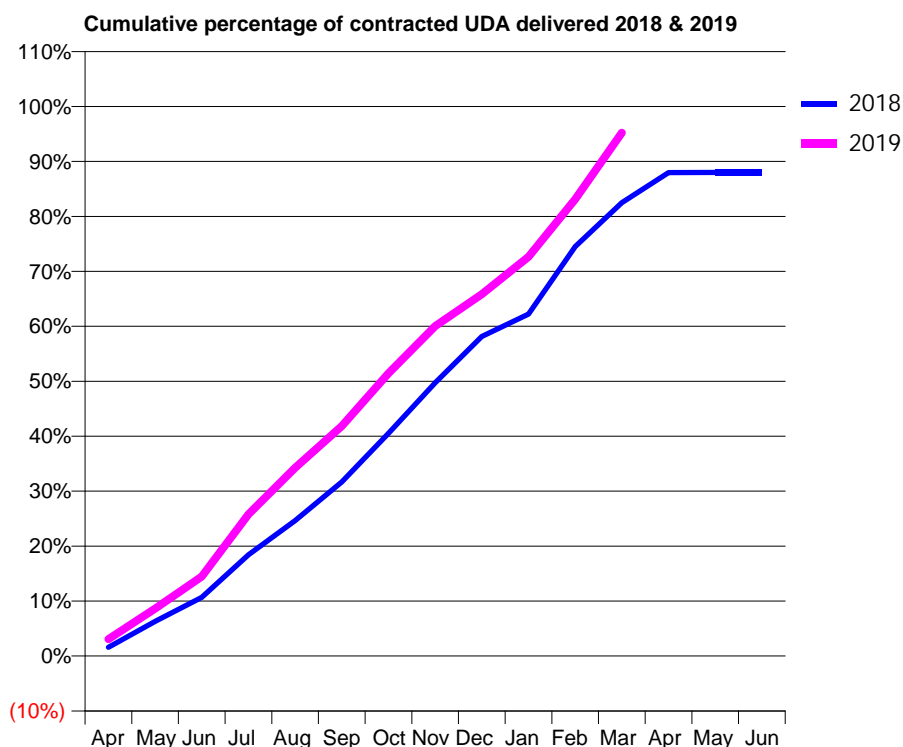
18/19 Contracted general activity (UDA)	8,400
Carry forward general activity (UDA)	0
18/19 Contracted orthodontic activity (UOA)	0
Carry forward orthodontic activity (UOA)	0
Baseline contract value	£213,053.13

ACCESS*

Patients seen in 24 months	Total	Change since previous quarter
Quarter ending March 2018	2,599	
Quarter ending June 2018	2,553	↓
Quarter ending September 2018	2,535	→
Quarter ending December 2018	2,569	→
Quarter ending March 2019	2,684	↑
Variance since March 2018	3.3%	↑



ACTIVITY



Month	Adjusted Scheduled Activity (UDA)	
	2018	2019
April	133	259
May	529	726
June	898	1,215
July	1,549	2,165
August	2,071	2,879
September	2,660	3,513
October	3,404	4,320
November	4,178	5,044
December	4,882	5,530
January	5,227	6,102
February	6,259	6,982
March	6,929	7,998
April	7,389	
May	7,392	
June	7,392	

QUALITY

	Quantity	Base Number	Contract	AT	Region	England
% of FP17s for the same patient ID Re-attending within 3 months - Children	102	1,202	8.5%	9.4%	11.3%	11.8%
% of FP17s for the same patient ID Re-attending within 3 months - Adults	454	3,123	14.5%	14.0%	15.4%	15.7%
% of FP17s for the same patient ID Re-attending between 3 & 9 months - Children	800	1,202	66.6%	60.1%	61.3%	58.9%
% of FP17s for the same patient ID Re-attending between 3 & 9 months - Adults	1,935	3,123	62.0%	50.5%	52.1%	50.8%
% of FP17s for Band 1 Urgent Courses	268	4,145	6.5%	10.1%	9.5%	9.1%
% of FP17s Relating to Free Repair or Replacements	56	4,145	1.4%	0.9%	0.6%	0.8%
% of FP17s Relating to Continuations	100	4,145	2.4%	1.0%	0.8%	0.9%
% of Patients satisfied with the dentistry they have received	3	5	N/A	93.2%	92.4%	92.5%
% of Patients satisfied with the time they had to wait for an appointment	4	5	N/A	84.5%	86.3%	87.0%

* This is based on patients treated on this contract for their most recent course of treatment. Figures in italics indicate the base number of FP17s or Patient Questionnaire responses are less than 100. N/A is shown where the base number of responses is less than 10 during the period. % is calculated as Quantity/Base number*100

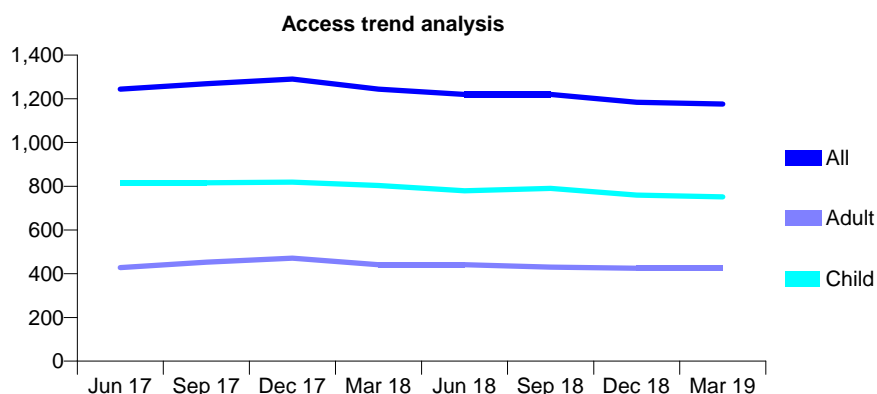
Q66 - Vital Signs At a Glance Contract Report for 163910/0001 - March 2019

Name or company name	White Rose Dental Practice Limited
Contract type name	GDS Contract
Purpose of contract	General
Contract start date	01/12/2015
Contract end date	

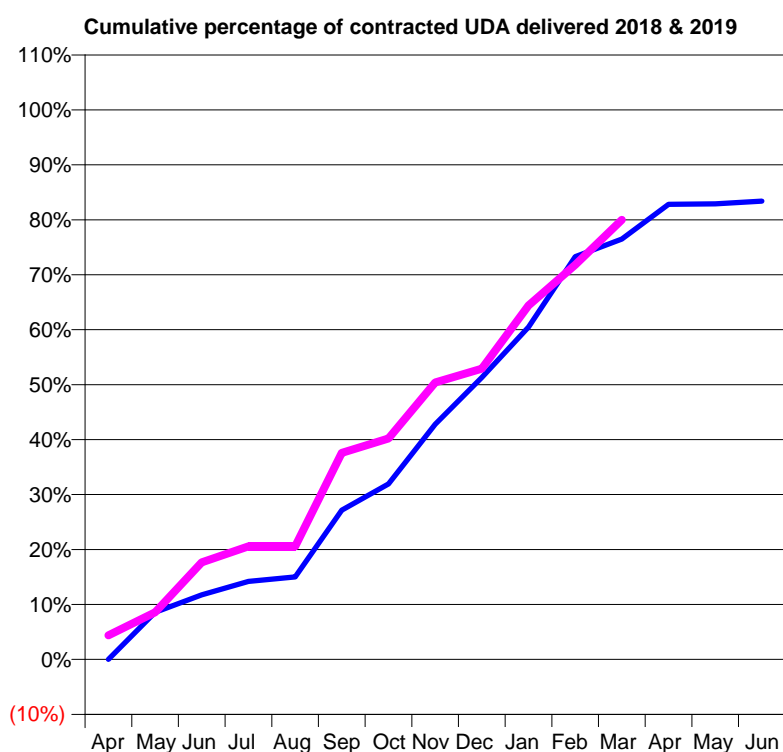
18/19 Contracted general activity (UDA)	4,300
Carry forward general activity (UDA)	0
18/19 Contracted orthodontic activity (UOA)	0
Carry forward orthodontic activity (UOA)	0
Baseline contract value	£93,369.62

ACCESS*

Patients seen in 24 months	Total	Change since previous quarter
Quarter ending March 2018	1,244	
Quarter ending June 2018	1,220	↓
Quarter ending September 2018	1,220	→
Quarter ending December 2018	1,184	↓
Quarter ending March 2019	1,176	→
Variance since March 2018	(5.5%)	↓



ACTIVITY



Month	Adjusted Scheduled Activity (UDA)	
	2018	2019
April	0	188
May	361	369
June	494	761
July	597	885
August	630	885
September	1,141	1,615
October	1,340	1,728
November	1,798	2,167
December	2,154	2,274
January	2,539	2,769
February	3,079	3,088
March	3,213	3,439
April	3,478	
May	3,481	
June	3,502	

QUALITY

	Quantity	Base Number	Contract	AT	Region	England
% of FP17s for the same patient ID Re-attending within 3 months - Children	178	1,704	10.4%	9.4%	11.3%	11.8%
% of FP17s for the same patient ID Re-attending within 3 months - Adults	78	417	18.7%	14.0%	15.4%	15.7%
% of FP17s for the same patient ID Re-attending between 3 & 9 months - Children	1,219	1,704	71.5%	60.1%	61.3%	58.9%
% of FP17s for the same patient ID Re-attending between 3 & 9 months - Adults	145	417	34.8%	50.5%	52.1%	50.8%
% of FP17s for Band 1 Urgent Courses	92	1,973	4.7%	10.1%	9.5%	9.1%
% of FP17s Relating to Free Repair or Replacements	2	1,973	0.1%	0.9%	0.6%	0.8%
% of FP17s Relating to Continuations	22	1,973	1.1%	1.0%	0.8%	0.9%
% of Patients satisfied with the dentistry they have received	1	1	N/A	93.2%	92.4%	92.5%
% of Patients satisfied with the time they had to wait for an appointment	1	1	N/A	84.5%	86.3%	87.0%

* This is based on patients treated on this contract for their most recent course of treatment. Figures in italics indicate the base number of FP17s or Patient Questionnaire responses are less than 100. N/A is shown where the base number of responses is less than 10 during the period. % is calculated as Quantity/Base number*100

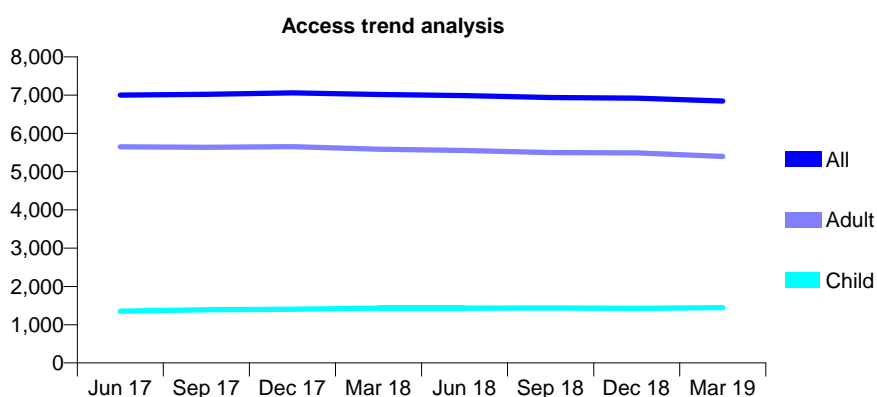
Q66 - Vital Signs At a Glance Contract Report for 164410/0001 - March 2019

Name or company name	QDP (DEVON) LTD
Contract type name	GDS Contract
Purpose of contract	General
Contract start date	01/05/2011
Contract end date	

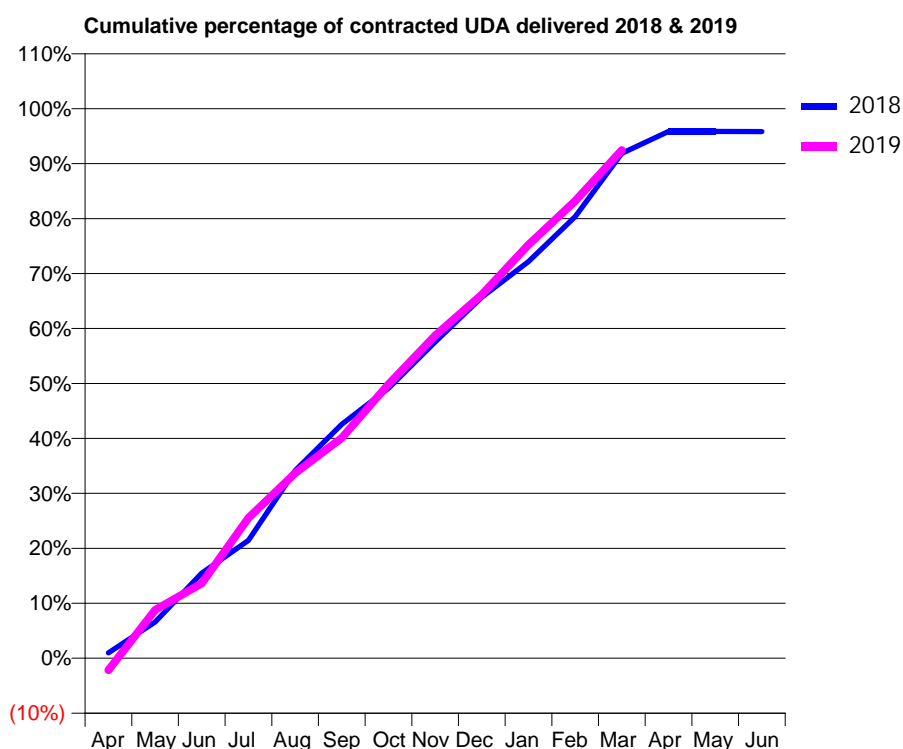
18/19 Contracted general activity (UDA)	19,000
Carry forward general activity (UDA)	826
18/19 Contracted orthodontic activity (UOA)	0
Carry forward orthodontic activity (UOA)	0
Baseline contract value	£570,099.00

ACCESS*

Patients seen in 24 months	Total	Change since previous quarter
Quarter ending March 2018	7,019	
Quarter ending June 2018	6,989	→
Quarter ending September 2018	6,938	→
Quarter ending December 2018	6,921	→
Quarter ending March 2019	6,845	↓
Variance since March 2018	(2.5%)	↓



ACTIVITY



Month	2018	2019
April	192	-419
May	1,306	1,669
June	3,060	2,591
July	4,241	4,848
August	6,758	6,404
September	8,417	7,613
October	9,718	9,466
November	11,387	11,154
December	12,994	12,568
January	14,277	14,297
February	15,898	15,810
March	18,171	17,564
April	18,956	
May	18,957	
June	18,955	

QUALITY

	Quantity	Base Number	Contract	AT	Region	England
% of FP17s for the same patient ID Re-attending within 3 months - Children	187	2,308	8.1%	9.4%	11.3%	11.8%
% of FP17s for the same patient ID Re-attending within 3 months - Adults	1,156	7,661	15.1%	14.0%	15.4%	15.7%
% of FP17s for the same patient ID Re-attending between 3 & 9 months - Children	1,475	2,308	63.9%	60.1%	61.3%	58.9%
% of FP17s for the same patient ID Re-attending between 3 & 9 months - Adults	4,088	7,661	53.4%	50.5%	52.1%	50.8%
% of FP17s for Band 1 Urgent Courses	773	9,607	8.0%	10.1%	9.5%	9.1%
% of FP17s Relating to Free Repair or Replacements	121	9,607	1.3%	0.9%	0.6%	0.8%
% of FP17s Relating to Continuations	92	9,607	1.0%	1.0%	0.8%	0.9%
% of Patients satisfied with the dentistry they have received	1	1	N/A	93.2%	92.4%	92.5%
% of Patients satisfied with the time they had to wait for an appointment	1	1	N/A	84.5%	86.3%	87.0%

* This is based on patients treated on this contract for their most recent course of treatment.

Figures in italics indicate the base number of FP17s or Patient Questionnaire responses are less than 100. N/A is shown where the base number of responses is less than 10 during the period. % is calculated as Quantity/Base number*100

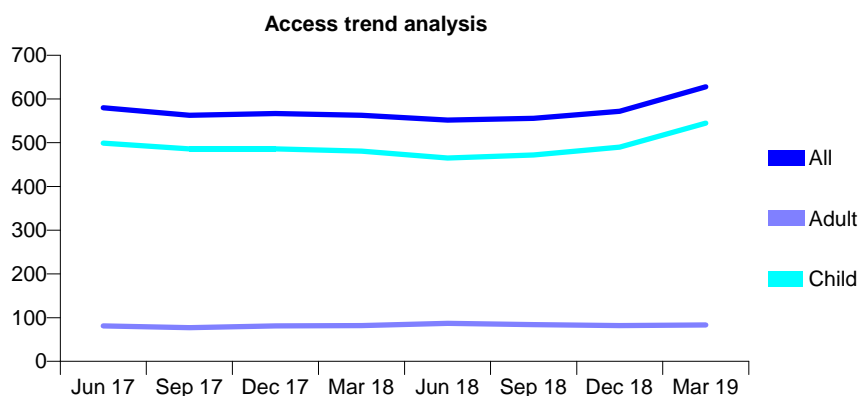
Q66 - Vital Signs At a Glance Contract Report for 164720/0001 - March 2019

Name or company name	Thomson Dental Ltd
Contract type name	GDS Contract
Purpose of contract	General
Contract start date	01/06/2007
Contract end date	

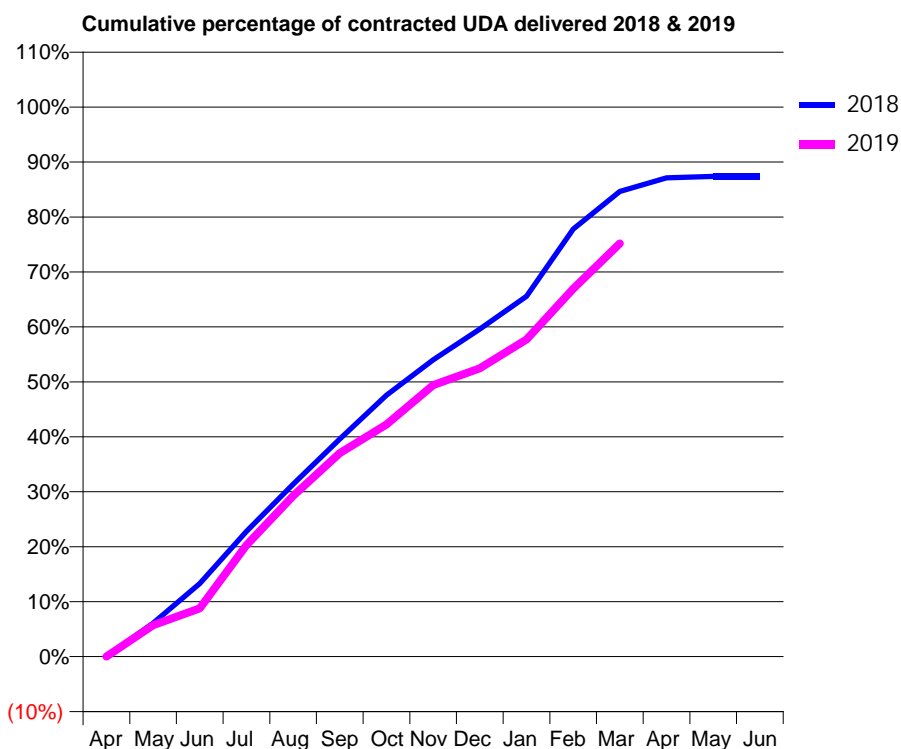
18/19 Contracted general activity (UDA)	1,150
Carry forward general activity (UDA)	0
18/19 Contracted orthodontic activity (UOA)	0
Carry forward orthodontic activity (UOA)	0
Baseline contract value	£32,937.00

ACCESS*

Patients seen in 24 months	Total	Change since previous quarter
Quarter ending March 2018	563	
Quarter ending June 2018	552	↓
Quarter ending September 2018	556	→
Quarter ending December 2018	572	↑
Quarter ending March 2019	628	↑
Variance since March 2018	11.5%	↑



ACTIVITY



Month	Adjusted Scheduled Activity (UDA)	
	2018	2019
April	0	0
May	70	66
June	153	101
July	262	233
August	361	336
September	455	426
October	547	486
November	621	568
December	685	603
January	754	663
February	895	770
March	974	865
April	1,002	
May	1,005	
June	1,005	

QUALITY

	Quantity	Base Number	Contract	AT	Region	England
% of FP17s for the same patient ID Re-attending within 3 months - Children	22	706	3.1%	9.4%	11.3%	11.8%
% of FP17s for the same patient ID Re-attending within 3 months - Adults	0	26	0.0%	14.0%	15.4%	15.7%
% of FP17s for the same patient ID Re-attending between 3 & 9 months - Children	394	706	55.8%	60.1%	61.3%	58.9%
% of FP17s for the same patient ID Re-attending between 3 & 9 months - Adults	16	26	61.5%	50.5%	52.1%	50.8%
% of FP17s for Band 1 Urgent Courses	9	707	1.3%	10.1%	9.5%	9.1%
% of FP17s Relating to Free Repair or Replacements	0	707	0.0%	0.9%	0.6%	0.8%
% of FP17s Relating to Continuations	6	707	0.8%	1.0%	0.8%	0.9%
% of Patients satisfied with the dentistry they have received	0	0	N/A	93.2%	92.4%	92.5%
% of Patients satisfied with the time they had to wait for an appointment	0	0	N/A	84.5%	86.3%	87.0%

* This is based on patients treated on this contract for their most recent course of treatment. Figures in italics indicate the base number of FP17s or Patient Questionnaire responses are less than 100. N/A is shown where the base number of responses is less than 10 during the period. % is calculated as Quantity/Base number*100

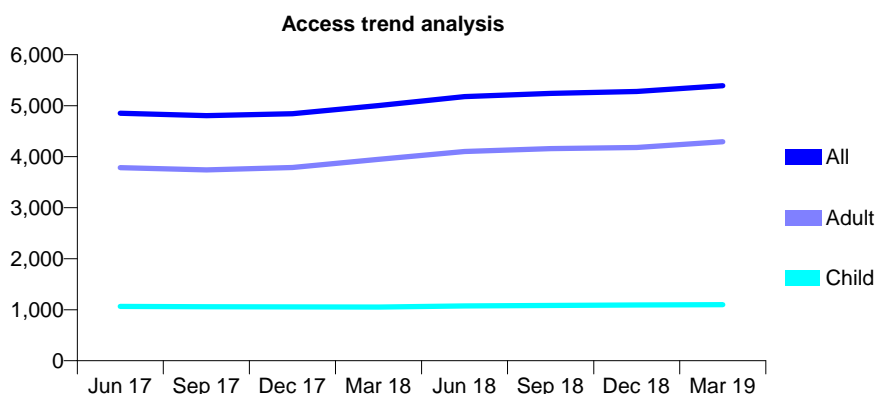
Q66 - Vital Signs At a Glance Contract Report for 164895/0001 - March 2019

Name or company name	Browns Dental Practice Ltd.
Contract type name	GDS Contract
Purpose of contract	General
Contract start date	01/02/2009
Contract end date	

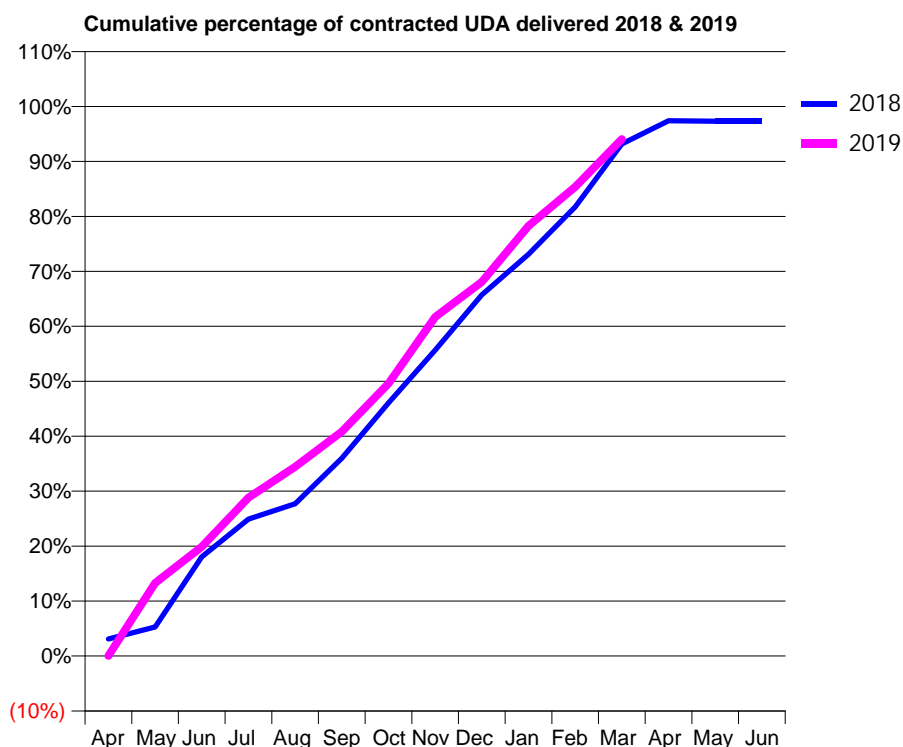
18/19 Contracted general activity (UDA)	8,627
Carry forward general activity (UDA)	233
18/19 Contracted orthodontic activity (UOA)	0
Carry forward orthodontic activity (UOA)	0
Baseline contract value	£257,938.34

ACCESS*

Patients seen in 24 months	Total	Change since previous quarter
Quarter ending March 2018	5,003	
Quarter ending June 2018	5,177	↑
Quarter ending September 2018	5,240	→
Quarter ending December 2018	5,276	→
Quarter ending March 2019	5,393	↑
Variance since March 2018	7.8%	↑



ACTIVITY



Month	Adjusted Scheduled Activity (UDA)	
	2018	2019
April	268	3
May	455	1,146
June	1,557	1,716
July	2,149	2,486
August	2,390	2,971
September	3,104	3,520
October	3,973	4,279
November	4,803	5,323
December	5,670	5,873
January	6,306	6,753
February	7,049	7,367
March	8,038	8,114
April	8,403	
May	8,396	
June	8,394	

QUALITY

	Quantity	Base Number	Contract	AT	Region	England
% of FP17s for the same patient ID Re-attending within 3 months - Children	57	1,684	3.4%	9.4%	11.3%	11.8%
% of FP17s for the same patient ID Re-attending within 3 months - Adults	485	5,355	9.1%	14.0%	15.4%	15.7%
% of FP17s for the same patient ID Re-attending between 3 & 9 months - Children	1,148	1,684	68.2%	60.1%	61.3%	58.9%
% of FP17s for the same patient ID Re-attending between 3 & 9 months - Adults	2,439	5,355	45.5%	50.5%	52.1%	50.8%
% of FP17s for Band 1 Urgent Courses	114	4,927	2.3%	10.1%	9.5%	9.1%
% of FP17s Relating to Free Repair or Replacements	22	4,927	0.4%	0.9%	0.6%	0.8%
% of FP17s Relating to Continuations	36	4,927	0.7%	1.0%	0.8%	0.9%
% of Patients satisfied with the dentistry they have received	1	1	N/A	93.2%	92.4%	92.5%
% of Patients satisfied with the time they had to wait for an appointment	1	1	N/A	84.5%	86.3%	87.0%

* This is based on patients treated on this contract for their most recent course of treatment. Figures in italics indicate the base number of FP17s or Patient Questionnaire responses are less than 100. N/A is shown where the base number of responses is less than 10 during the period. % is calculated as Quantity/Base number*100

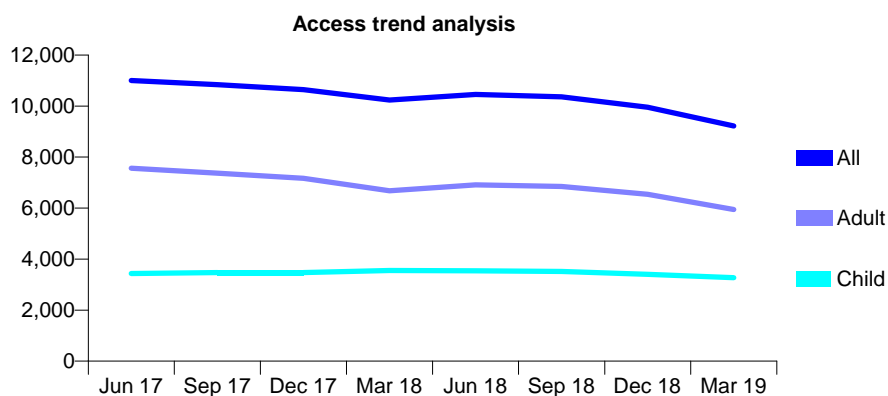
Q66 - Vital Signs At a Glance Contract Report for 165298/0001 - March 2019

Name or company name	Plymouth Community Dental Services Limit
Contract type name	PDS Contract
Purpose of contract	General and Orthodontic
Contract start date	01/10/2013
Contract end date	31/03/2021

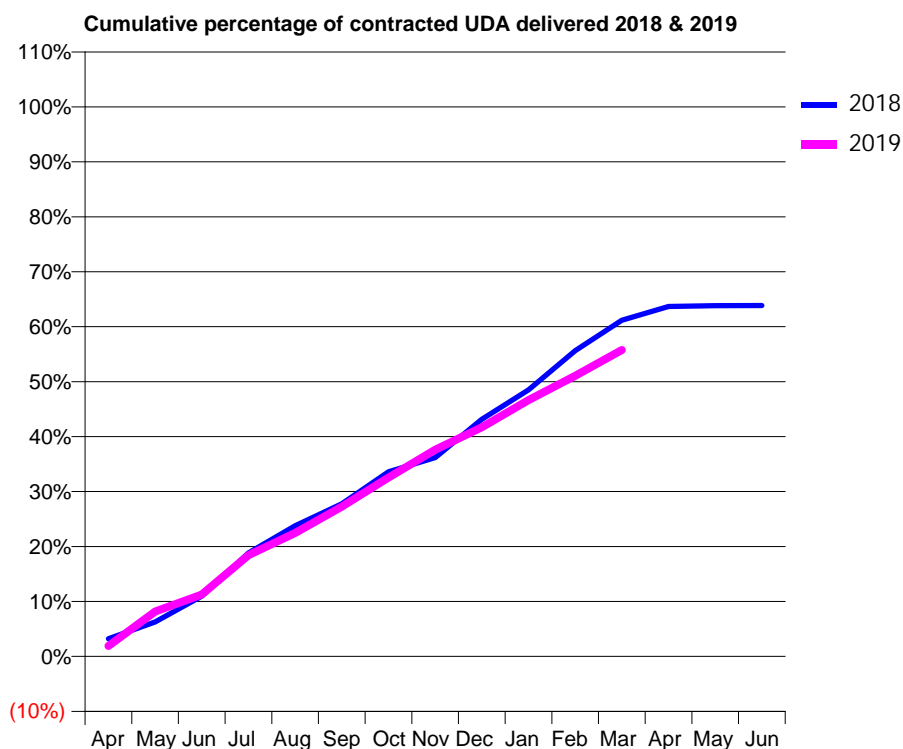
18/19 Contracted general activity (UDA)	29,174
Carry forward general activity (UDA)	0
18/19 Contracted orthodontic activity (UOA)	1,980
Carry forward orthodontic activity (UOA)	0
Baseline contract value	£3,052,259.09

ACCESS*

Patients seen in 24 months	Total	Change since previous quarter
Quarter ending March 2018	10,235	
Quarter ending June 2018	10,457	↑
Quarter ending September 2018	10,362	→
Quarter ending December 2018	9,952	↓
Quarter ending March 2019	9,220	↓
Variance since March 2018	(9.9%)	↓



ACTIVITY



Month	Adjusted Scheduled Activity (UDA)	
	2018	2019
April	938	552
May	1,829	2,381
June	3,202	3,285
July	5,490	5,376
August	6,928	6,561
September	8,093	7,948
October	9,794	9,495
November	10,553	10,968
December	12,580	12,167
January	14,138	13,606
February	16,213	14,897
March	17,828	16,266
April	18,555	
May	18,604	
June	18,613	

QUALITY

	Quantity	Base Number	Contract	AT	Region	England
% of FP17s for the same patient ID Re-attending within 3 months - Children	493	3,399	14.5%	9.4%	11.3%	11.8%
% of FP17s for the same patient ID Re-attending within 3 months - Adults	730	5,869	12.4%	14.0%	15.4%	15.7%
% of FP17s for the same patient ID Re-attending between 3 & 9 months - Children	501	3,399	14.7%	60.1%	61.3%	58.9%
% of FP17s for the same patient ID Re-attending between 3 & 9 months - Adults	751	5,869	12.8%	50.5%	52.1%	50.8%
% of FP17s for Band 1 Urgent Courses	3,615	8,528	42.4%	10.1%	9.5%	9.1%
% of FP17s Relating to Free Repair or Replacements	2	8,528	0.0%	0.9%	0.6%	0.8%
% of FP17s Relating to Continuations	14	8,528	0.2%	1.0%	0.8%	0.9%
% of Patients satisfied with the dentistry they have received	0	0	N/A	93.2%	92.4%	92.5%
% of Patients satisfied with the time they had to wait for an appointment	0	0	N/A	84.5%	86.3%	87.0%

* This is based on patients treated on this contract for their most recent course of treatment. Figures in italics indicate the base number of FP17s or Patient Questionnaire responses are less than 100. N/A is shown where the base number of responses is less than 10 during the period. % is calculated as Quantity/Base number*100

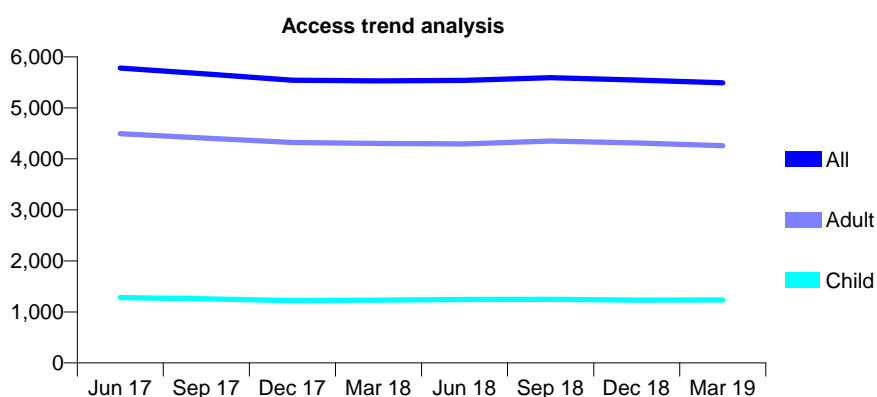
Q66 - Vital Signs At a Glance Contract Report for 167827/0001 - March 2019

Name or company name	Tully Crine LTD
Contract type name	GDS Contract
Purpose of contract	General
Contract start date	01/07/2011
Contract end date	

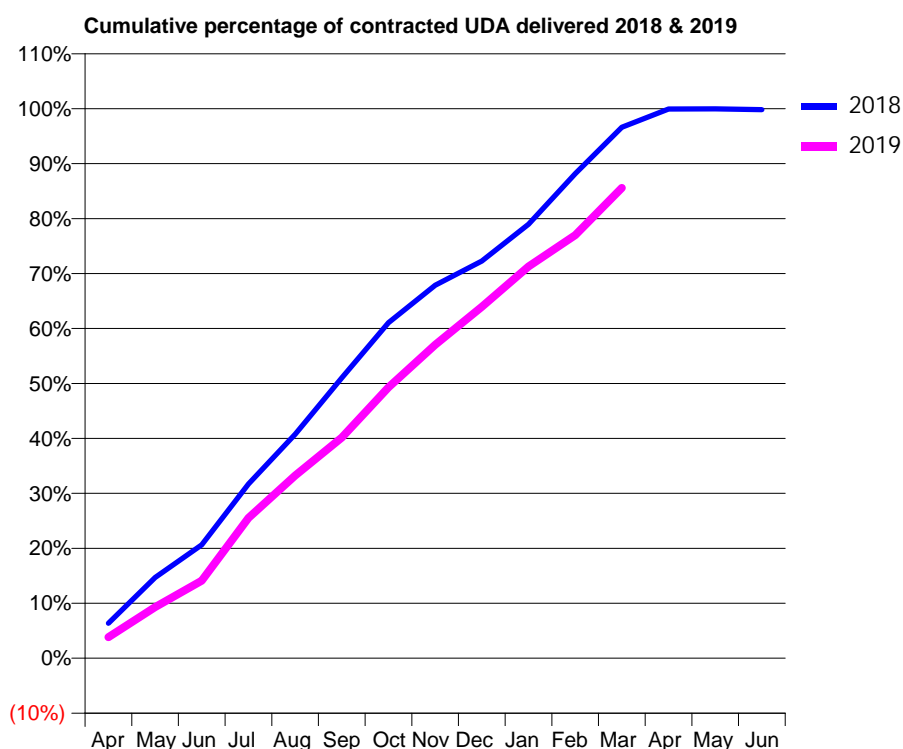
18/19 Contracted general activity (UDA)	15,133
Carry forward general activity (UDA)	20
18/19 Contracted orthodontic activity (UOA)	0
Carry forward orthodontic activity (UOA)	0
Baseline contract value	£403,688.97

ACCESS*

Patients seen in 24 months	Total	Change since previous quarter
Quarter ending March 2018	5,531	
Quarter ending June 2018	5,538	→
Quarter ending September 2018	5,593	→
Quarter ending December 2018	5,546	→
Quarter ending March 2019	5,491	→
Variance since March 2018	(0.7%)	→



ACTIVITY



Month	Adjusted Scheduled Activity (UDA)	
	2018	2019
April	741	578
May	1,708	1,410
June	2,400	2,136
July	3,688	3,861
August	4,740	5,033
September	5,934	6,076
October	7,102	7,459
November	7,893	8,633
December	8,407	9,675
January	9,186	10,786
February	10,256	11,652
March	11,241	12,949
April	11,624	
May	11,628	
June	11,613	

QUALITY

	Quantity	Base Number	Contract	AT	Region	England
% of FP17s for the same patient ID Re-attending within 3 months - Children	116	2,050	5.7%	9.4%	11.3%	11.8%
% of FP17s for the same patient ID Re-attending within 3 months - Adults	687	5,879	11.7%	14.0%	15.4%	15.7%
% of FP17s for the same patient ID Re-attending between 3 & 9 months - Children	1,282	2,050	62.5%	60.1%	61.3%	58.9%
% of FP17s for the same patient ID Re-attending between 3 & 9 months - Adults	2,827	5,879	48.1%	50.5%	52.1%	50.8%
% of FP17s for Band 1 Urgent Courses	560	6,953	8.1%	10.1%	9.5%	9.1%
% of FP17s Relating to Free Repair or Replacements	58	6,953	0.8%	0.9%	0.6%	0.8%
% of FP17s Relating to Continuations	104	6,953	1.5%	1.0%	0.8%	0.9%
% of Patients satisfied with the dentistry they have received	4	4	N/A	93.2%	92.4%	92.5%
% of Patients satisfied with the time they had to wait for an appointment	2	4	N/A	84.5%	86.3%	87.0%

* This is based on patients treated on this contract for their most recent course of treatment.

Figures in italics indicate the base number of FP17s or Patient Questionnaire responses are less than 100. N/A is shown where the base number of responses is less than 10 during the period. % is calculated as Quantity/Base number*100

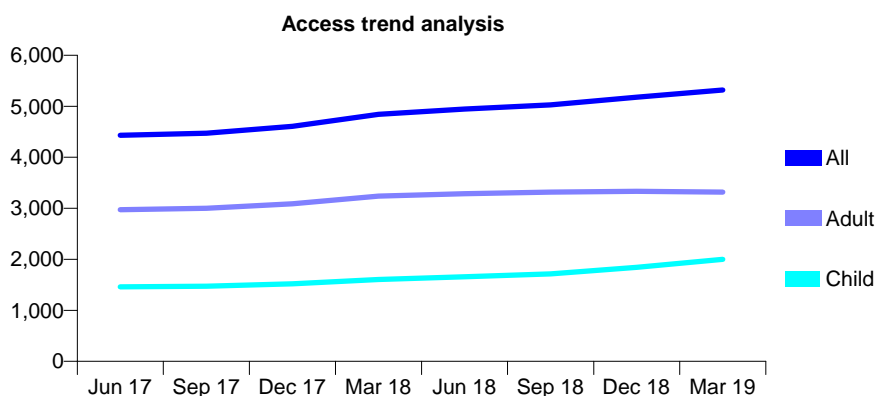
Q66 - Vital Signs At a Glance Contract Report for 168262/0001 - March 2019

Name or company name	SpaDental
Contract type name	GDS Contract
Purpose of contract	General
Contract start date	01/04/2015
Contract end date	

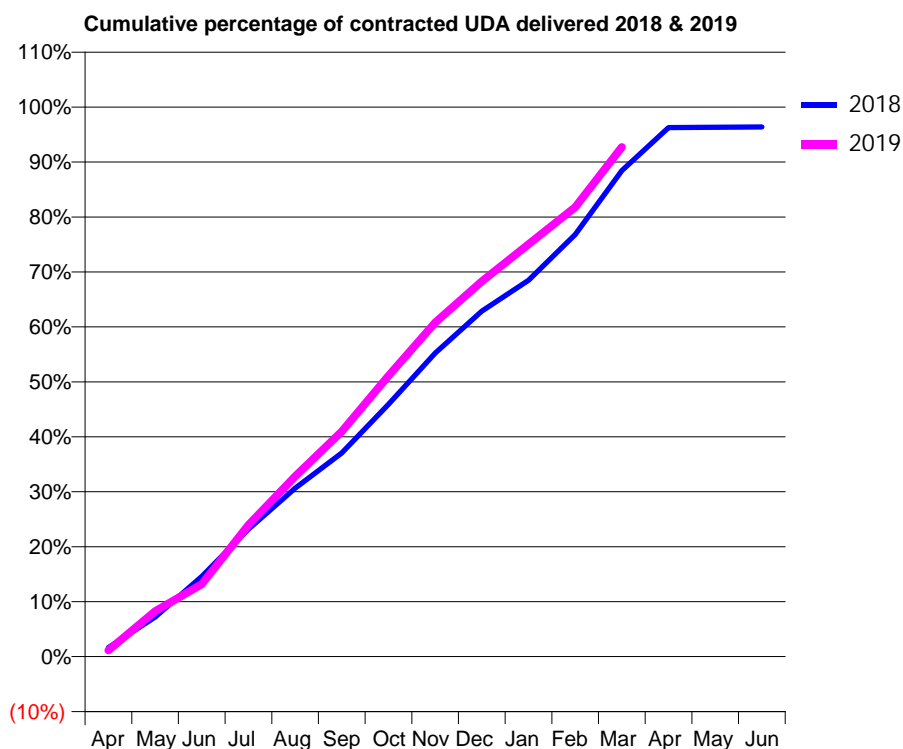
18/19 Contracted general activity (UDA)	17,394
Carry forward general activity (UDA)	629
18/19 Contracted orthodontic activity (UOA)	0
Carry forward orthodontic activity (UOA)	0
Baseline contract value	£458,333.81

ACCESS*

Patients seen in 24 months	Total	Change since previous quarter
Quarter ending March 2018	4,843	
Quarter ending June 2018	4,945	↑
Quarter ending September 2018	5,030	→
Quarter ending December 2018	5,179	↑
Quarter ending March 2019	5,319	↑
Variance since March 2018	9.8%	↑



ACTIVITY



Month	Adjusted Scheduled Activity (UDA)	
	2018	2019
April	290	199
May	1,256	1,437
June	2,534	2,293
July	4,037	4,169
August	5,332	5,705
September	6,449	7,128
October	7,986	8,886
November	9,609	10,577
December	10,933	11,877
January	11,909	13,054
February	13,361	14,226
March	15,380	16,125
April	16,741	
May	16,757	
June	16,765	

QUALITY

	Quantity	Base Number	Contract	AT	Region	England
% of FP17s for the same patient ID Re-attending within 3 months - Children	154	3,040	5.1%	9.4%	11.3%	11.8%
% of FP17s for the same patient ID Re-attending within 3 months - Adults	615	4,902	12.5%	14.0%	15.4%	15.7%
% of FP17s for the same patient ID Re-attending between 3 & 9 months - Children	1,871	3,040	61.5%	60.1%	61.3%	58.9%
% of FP17s for the same patient ID Re-attending between 3 & 9 months - Adults	3,223	4,902	65.7%	50.5%	52.1%	50.8%
% of FP17s for Band 1 Urgent Courses	370	7,544	4.9%	10.1%	9.5%	9.1%
% of FP17s Relating to Free Repair or Replacements	38	7,544	0.5%	0.9%	0.6%	0.8%
% of FP17s Relating to Continuations	79	7,544	1.0%	1.0%	0.8%	0.9%
% of Patients satisfied with the dentistry they have received	6	7	N/A	93.2%	92.4%	92.5%
% of Patients satisfied with the time they had to wait for an appointment	4	7	N/A	84.5%	86.3%	87.0%

* This is based on patients treated on this contract for their most recent course of treatment. Figures in italics indicate the base number of FP17s or Patient Questionnaire responses are less than 100. N/A is shown where the base number of responses is less than 10 during the period. % is calculated as Quantity/Base number*100

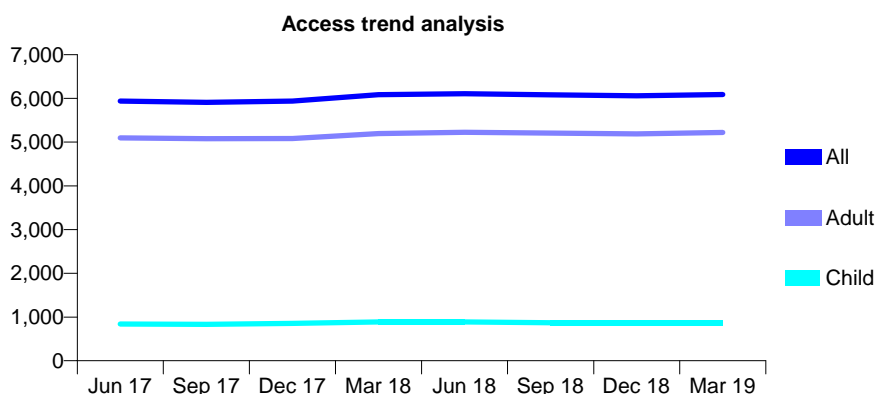
Q66 - Vital Signs At a Glance Contract Report for 170062/0001 - March 2019

Name or company name	St Pauls Dental Practice Ltd
Contract type name	GDS Contract
Purpose of contract	General
Contract start date	01/04/2009
Contract end date	

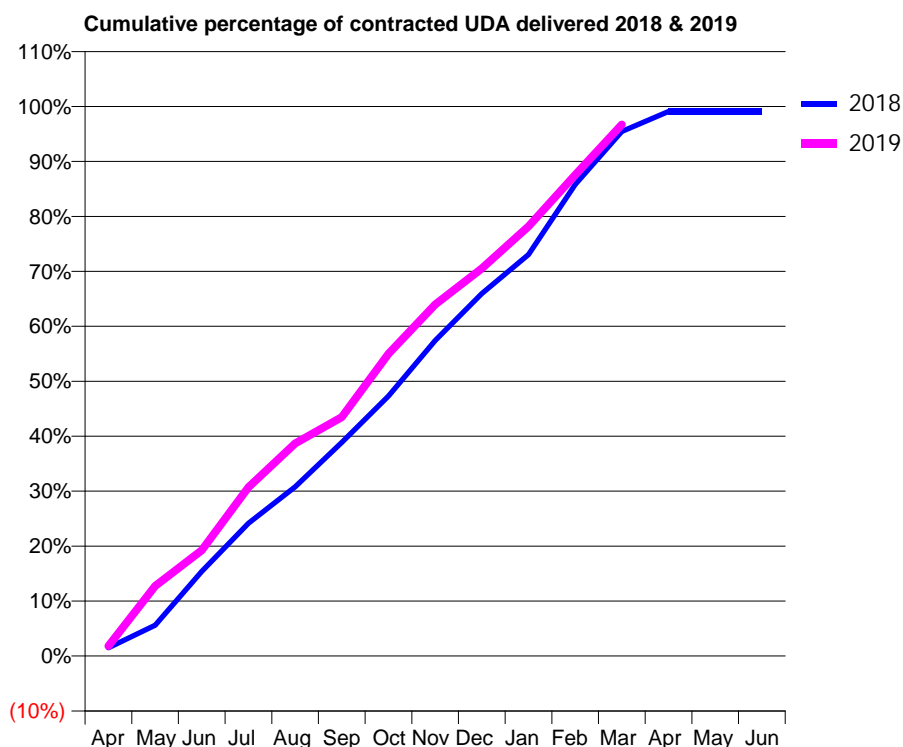
18/19 Contracted general activity (UDA)	19,373
Carry forward general activity (UDA)	176
18/19 Contracted orthodontic activity (UOA)	0
Carry forward orthodontic activity (UOA)	0
Baseline contract value	£657,487.85

ACCESS*

Patients seen in 24 months	Total	Change since previous quarter
Quarter ending March 2018	6,082	
Quarter ending June 2018	6,109	→
Quarter ending September 2018	6,080	→
Quarter ending December 2018	6,059	→
Quarter ending March 2019	6,091	→
Variance since March 2018	0.1%	→



ACTIVITY



Month	Adjusted Scheduled Activity (UDA)	
	2018	2019
April	290	355
May	1,090	2,472
June	2,981	3,725
July	4,679	5,947
August	5,968	7,497
September	7,528	8,424
October	9,165	10,656
November	11,123	12,390
December	12,776	13,659
January	14,155	15,147
February	16,624	16,958
March	18,493	18,734
April	19,198	
May	19,197	
June	19,197	

QUALITY

	Quantity	Base Number	Contract	AT	Region	England
% of FP17s for the same patient ID Re-attending within 3 months - Children	86	1,603	5.4%	9.4%	11.3%	11.8%
% of FP17s for the same patient ID Re-attending within 3 months - Adults	1,270	8,727	14.6%	14.0%	15.4%	15.7%
% of FP17s for the same patient ID Re-attending between 3 & 9 months - Children	1,205	1,603	75.2%	60.1%	61.3%	58.9%
% of FP17s for the same patient ID Re-attending between 3 & 9 months - Adults	4,511	8,727	51.7%	50.5%	52.1%	50.8%
% of FP17s for Band 1 Urgent Courses	432	9,973	4.3%	10.1%	9.5%	9.1%
% of FP17s Relating to Free Repair or Replacements	134	9,973	1.3%	0.9%	0.6%	0.8%
% of FP17s Relating to Continuations	253	9,973	2.5%	1.0%	0.8%	0.9%
% of Patients satisfied with the dentistry they have received	8	9	N/A	93.2%	92.4%	92.5%
% of Patients satisfied with the time they had to wait for an appointment	9	9	N/A	84.5%	86.3%	87.0%

* This is based on patients treated on this contract for their most recent course of treatment. Figures in italics indicate the base number of FP17s or Patient Questionnaire responses are less than 100. N/A is shown where the base number of responses is less than 10 during the period. % is calculated as Quantity/Base number*100

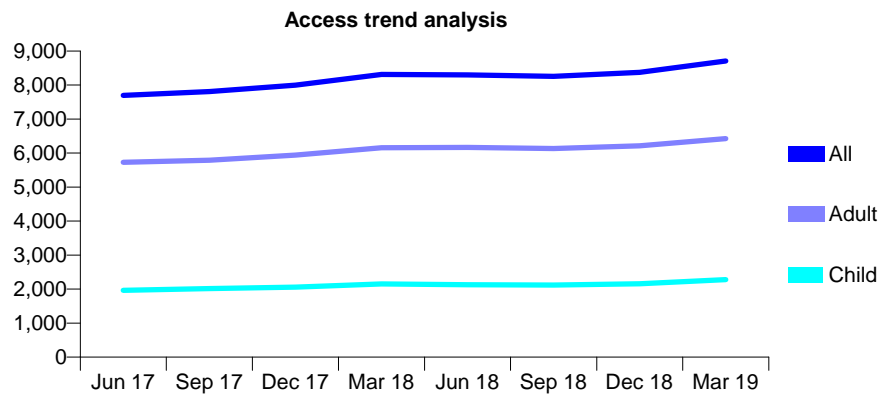
Q66 - Vital Signs At a Glance Contract Report for 170909/0001 - March 2019

Name or company name	Larkham House Dental Practice Limited
Contract type name	GDS Contract
Purpose of contract	General
Contract start date	06/01/2014
Contract end date	

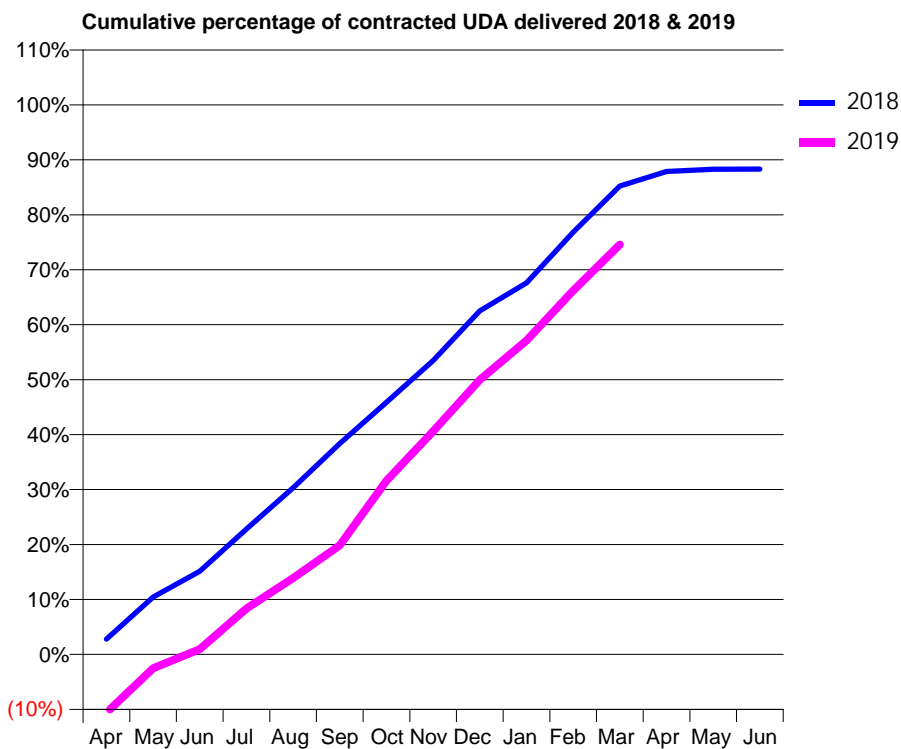
18/19 Contracted general activity (UDA)	25,338
Carry forward general activity (UDA)	3,313
18/19 Contracted orthodontic activity (UOA)	0
Carry forward orthodontic activity (UOA)	0
Baseline contract value	£665,660.59

ACCESS*

Patients seen in 24 months	Total	Change since previous quarter
Quarter ending March 2018	8,310	
Quarter ending June 2018	8,299	→
Quarter ending September 2018	8,256	→
Quarter ending December 2018	8,374	→
Quarter ending March 2019	8,706	↑
Variance since March 2018	4.8%	↑



ACTIVITY



Month	2018	2019
April	784	-2,697
May	2,957	-643
June	4,288	242
July	6,468	2,118
August	8,598	3,527
September	10,873	5,024
October	13,004	8,006
November	15,153	10,288
December	17,712	12,658
January	19,159	14,475
February	21,778	16,778
March	24,152	18,895
April	24,902	
May	25,024	
June	25,025	

QUALITY

	Quantity	Base Number	Contract	AT	Region	England
% of FP17s for the same patient ID Re-attending within 3 months - Children	208	3,448	6.0%	9.4%	11.3%	11.8%
% of FP17s for the same patient ID Re-attending within 3 months - Adults	1,307	9,211	14.2%	14.0%	15.4%	15.7%
% of FP17s for the same patient ID Re-attending between 3 & 9 months - Children	2,066	3,448	59.9%	60.1%	61.3%	58.9%
% of FP17s for the same patient ID Re-attending between 3 & 9 months - Adults	5,155	9,211	56.0%	50.5%	52.1%	50.8%
% of FP17s for Band 1 Urgent Courses	1,063	12,232	8.7%	10.1%	9.5%	9.1%
% of FP17s Relating to Free Repair or Replacements	114	12,232	0.9%	0.9%	0.6%	0.8%
% of FP17s Relating to Continuations	257	12,232	2.1%	1.0%	0.8%	0.9%
% of Patients satisfied with the dentistry they have received	4	5	N/A	93.2%	92.4%	92.5%
% of Patients satisfied with the time they had to wait for an appointment	3	5	N/A	84.5%	86.3%	87.0%

* This is based on patients treated on this contract for their most recent course of treatment. Figures in italics indicate the base number of FP17s or Patient Questionnaire responses are less than 100. N/A is shown where the base number of responses is less than 10 during the period. % is calculated as Quantity/Base number*100

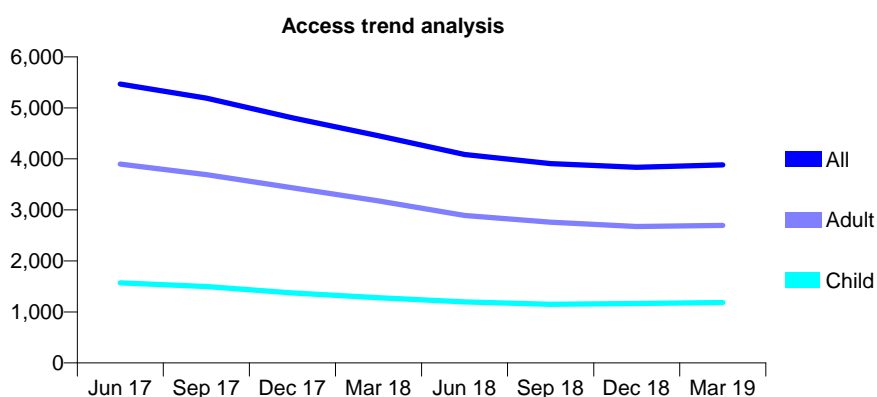
Q66 - Vital Signs At a Glance Contract Report for 172146/0001 - March 2019

Name or company name	Westpark Dental Practice Limited
Contract type name	GDS Contract
Purpose of contract	General
Contract start date	01/04/2011
Contract end date	

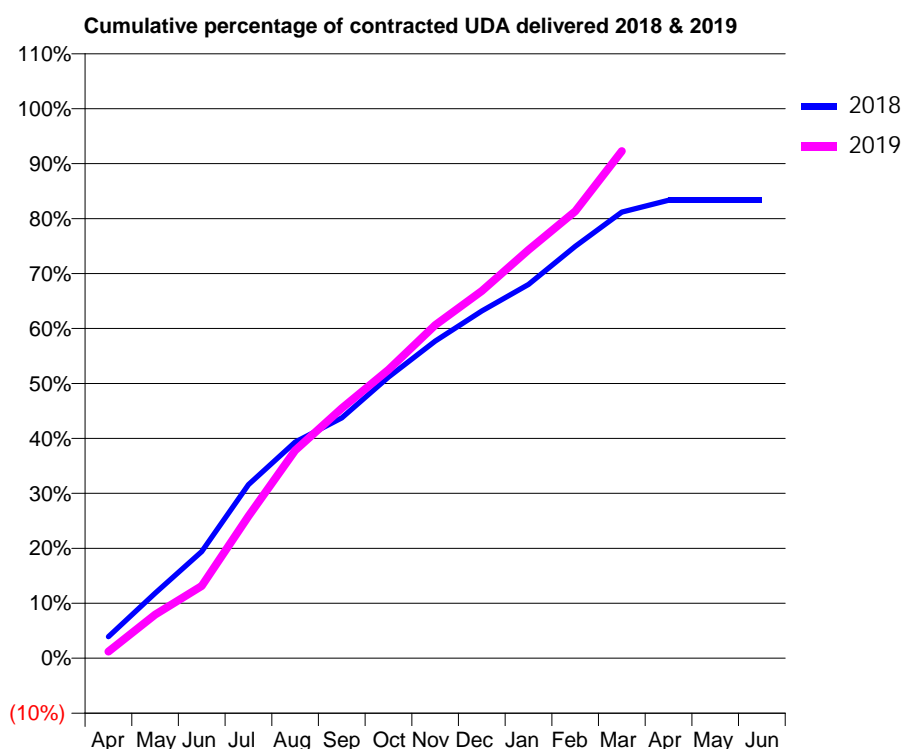
18/19 Contracted general activity (UDA)	10,860
Carry forward general activity (UDA)	104
18/19 Contracted orthodontic activity (UOA)	0
Carry forward orthodontic activity (UOA)	0
Baseline contract value	£258,569.87

ACCESS*

Patients seen in 24 months	Total	Change since previous quarter
Quarter ending March 2018	4,453	
Quarter ending June 2018	4,088	↓
Quarter ending September 2018	3,908	↓
Quarter ending December 2018	3,836	↓
Quarter ending March 2019	3,880	→
Variance since March 2018	(12.9%)	↓



ACTIVITY



Month	2018	2019
April	379	130
May	1,145	864
June	1,876	1,428
July	3,053	2,808
August	3,802	4,108
September	4,225	4,937
October	4,945	5,701
November	5,580	6,585
December	6,109	7,256
January	6,575	8,068
February	7,246	8,834
March	7,849	10,022
April	8,056	
May	8,056	
June	8,056	

QUALITY

	Quantity	Base Number	Contract	AT	Region	England
% of FP17s for the same patient ID Re-attending within 3 months - Children	50	1,325	3.8%	9.4%	11.3%	11.8%
% of FP17s for the same patient ID Re-attending within 3 months - Adults	308	2,683	11.5%	14.0%	15.4%	15.7%
% of FP17s for the same patient ID Re-attending between 3 & 9 months - Children	393	1,325	29.7%	60.1%	61.3%	58.9%
% of FP17s for the same patient ID Re-attending between 3 & 9 months - Adults	770	2,683	28.7%	50.5%	52.1%	50.8%
% of FP17s for Band 1 Urgent Courses	432	3,940	11.0%	10.1%	9.5%	9.1%
% of FP17s Relating to Free Repair or Replacements	32	3,940	0.8%	0.9%	0.6%	0.8%
% of FP17s Relating to Continuations	37	3,940	0.9%	1.0%	0.8%	0.9%
% of Patients satisfied with the dentistry they have received	1	1	N/A	93.2%	92.4%	92.5%
% of Patients satisfied with the time they had to wait for an appointment	1	1	N/A	84.5%	86.3%	87.0%

* This is based on patients treated on this contract for their most recent course of treatment. Figures in italics indicate the base number of FP17s or Patient Questionnaire responses are less than 100. N/A is shown where the base number of responses is less than 10 during the period. % is calculated as Quantity/Base number*100

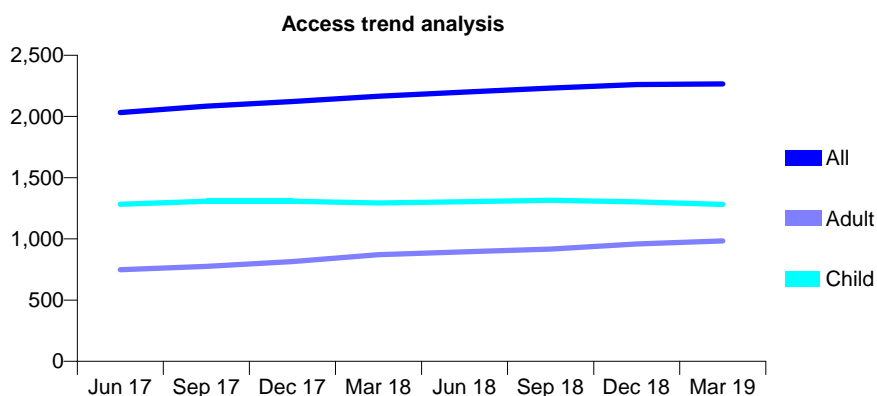
Q66 - Vital Signs At a Glance Contract Report for 174033/0001 - March 2019

Name or company name	El-Nashar Dental Care Ltd
Contract type name	GDS Contract
Purpose of contract	General
Contract start date	01/01/2008
Contract end date	

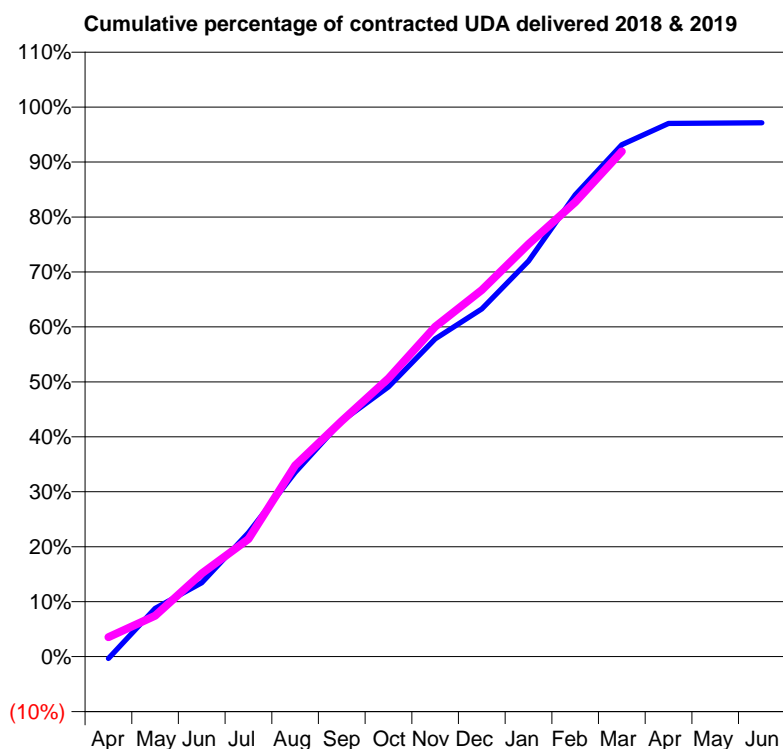
18/19 Contracted general activity (UDA)	7,000
Carry forward general activity (UDA)	201
18/19 Contracted orthodontic activity (UOA)	0
Carry forward orthodontic activity (UOA)	0
Baseline contract value	£236,355.86

ACCESS*

Patients seen in 24 months	Total	Change since previous quarter
Quarter ending March 2018	2,165	
Quarter ending June 2018	2,200	→
Quarter ending September 2018	2,232	→
Quarter ending December 2018	2,261	→
Quarter ending March 2019	2,266	→
Variance since March 2018	4.7%	↑



ACTIVITY



Month	Adjusted Scheduled Activity (UDA)	
	2018	2019
April	-24	247
May	615	521
June	941	1,060
July	1,579	1,498
August	2,349	2,435
September	2,998	3,003
October	3,436	3,544
November	4,046	4,203
December	4,429	4,670
January	5,038	5,255
February	5,882	5,788
March	6,521	6,436
April	6,792	
May	6,795	
June	6,799	

QUALITY

	Quantity	Base Number	Contract	AT	Region	England
% of FP17s for the same patient ID Re-attending within 3 months - Children	164	2,581	6.4%	9.4%	11.3%	11.8%
% of FP17s for the same patient ID Re-attending within 3 months - Adults	214	1,460	14.7%	14.0%	15.4%	15.7%
% of FP17s for the same patient ID Re-attending between 3 & 9 months - Children	1,961	2,581	76.0%	60.1%	61.3%	58.9%
% of FP17s for the same patient ID Re-attending between 3 & 9 months - Adults	940	1,460	64.4%	50.5%	52.1%	50.8%
% of FP17s for Band 1 Urgent Courses	260	3,873	6.7%	10.1%	9.5%	9.1%
% of FP17s Relating to Free Repair or Replacements	16	3,873	0.4%	0.9%	0.6%	0.8%
% of FP17s Relating to Continuations	2	3,873	0.1%	1.0%	0.8%	0.9%
% of Patients satisfied with the dentistry they have received	2	2	N/A	93.2%	92.4%	92.5%
% of Patients satisfied with the time they had to wait for an appointment	2	2	N/A	84.5%	86.3%	87.0%

* This is based on patients treated on this contract for their most recent course of treatment. Figures in italics indicate the base number of FP17s or Patient Questionnaire responses are less than 100. N/A is shown where the base number of responses is less than 10 during the period. % is calculated as Quantity/Base number*100

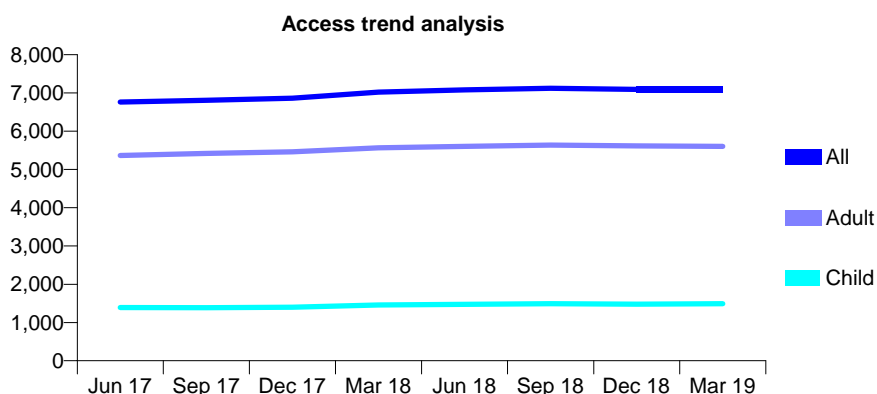
Q66 - Vital Signs At a Glance Contract Report for 174068/0001 - March 2019

Name or company name	The Treatment Centre Limited
Contract type name	GDS Contract
Purpose of contract	General
Contract start date	06/04/2012
Contract end date	

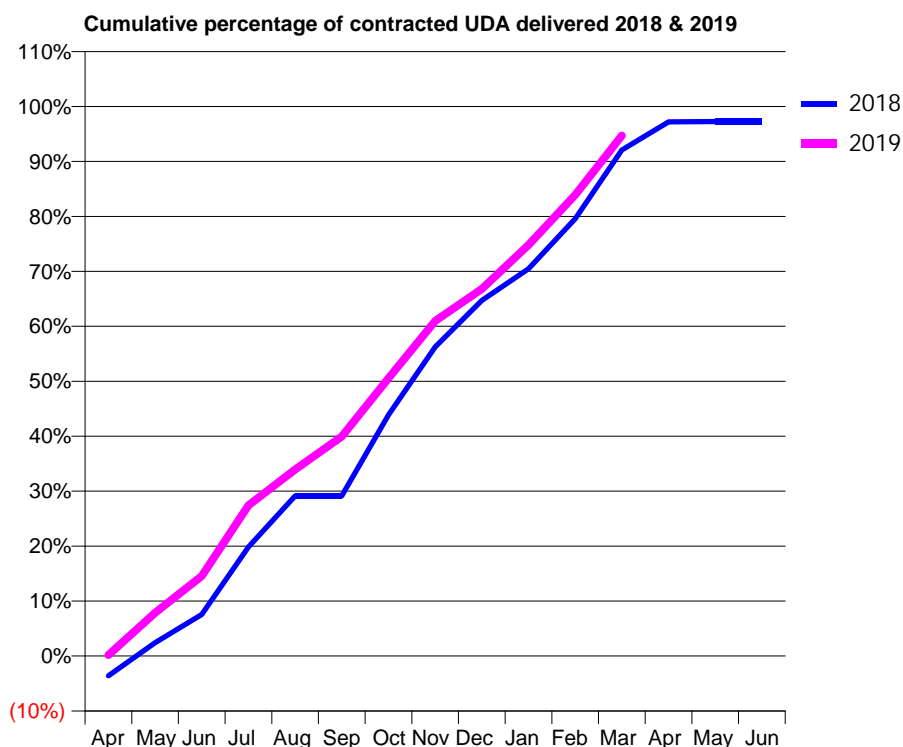
18/19 Contracted general activity (UDA)	15,562
Carry forward general activity (UDA)	318
18/19 Contracted orthodontic activity (UOA)	0
Carry forward orthodontic activity (UOA)	0
Baseline contract value	£418,935.76

ACCESS*

Patients seen in 24 months	Total	Change since previous quarter
Quarter ending March 2018	7,023	
Quarter ending June 2018	7,077	→
Quarter ending September 2018	7,125	→
Quarter ending December 2018	7,092	→
Quarter ending March 2019	7,093	→
Variance since March 2018	1.0%	→



ACTIVITY



Month	Adjusted Scheduled Activity (UDA)	
	2018	2019
April	-601	28
May	404	1,224
June	1,253	2,263
July	3,289	4,268
August	4,823	5,283
September	4,823	6,215
October	7,267	7,864
November	9,313	9,490
December	10,714	10,395
January	11,668	11,641
February	13,180	13,060
March	15,246	14,739
April	16,097	
May	16,106	
June	16,106	

QUALITY

	Quantity	Base Number	Contract	AT	Region	England
% of FP17s for the same patient ID Re-attending within 3 months - Children	74	1,945	3.8%	9.4%	11.3%	11.8%
% of FP17s for the same patient ID Re-attending within 3 months - Adults	632	7,530	8.4%	14.0%	15.4%	15.7%
% of FP17s for the same patient ID Re-attending between 3 & 9 months - Children	894	1,945	46.0%	60.1%	61.3%	58.9%
% of FP17s for the same patient ID Re-attending between 3 & 9 months - Adults	3,848	7,530	51.1%	50.5%	52.1%	50.8%
% of FP17s for Band 1 Urgent Courses	493	8,502	5.8%	10.1%	9.5%	9.1%
% of FP17s Relating to Free Repair or Replacements	141	8,502	1.7%	0.9%	0.6%	0.8%
% of FP17s Relating to Continuations	25	8,502	0.3%	1.0%	0.8%	0.9%
% of Patients satisfied with the dentistry they have received	3	3	N/A	93.2%	92.4%	92.5%
% of Patients satisfied with the time they had to wait for an appointment	3	3	N/A	84.5%	86.3%	87.0%

* This is based on patients treated on this contract for their most recent course of treatment. Figures in italics indicate the base number of FP17s or Patient Questionnaire responses are less than 100. N/A is shown where the base number of responses is less than 10 during the period. % is calculated as Quantity/Base number*100

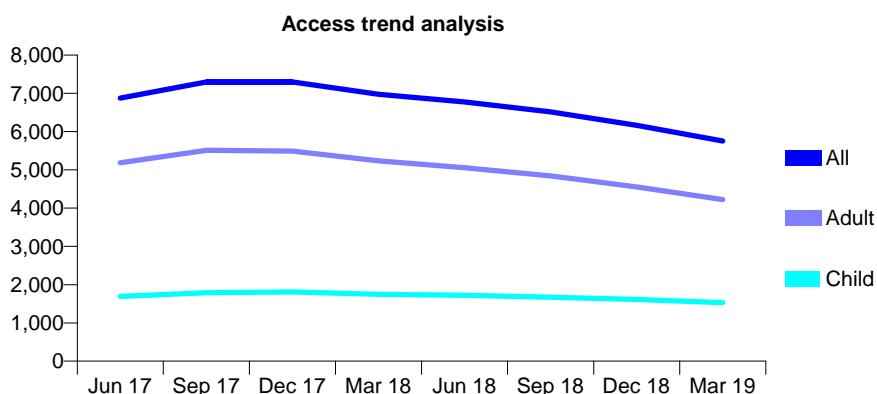
Q66 - Vital Signs At a Glance Contract Report for 174807/0001 - March 2019

Name or company name	Smile Care Paignton Ltd
Contract type name	PDS Plus Contract
Purpose of contract	General
Contract start date	23/07/2012
Contract end date	31/03/2020

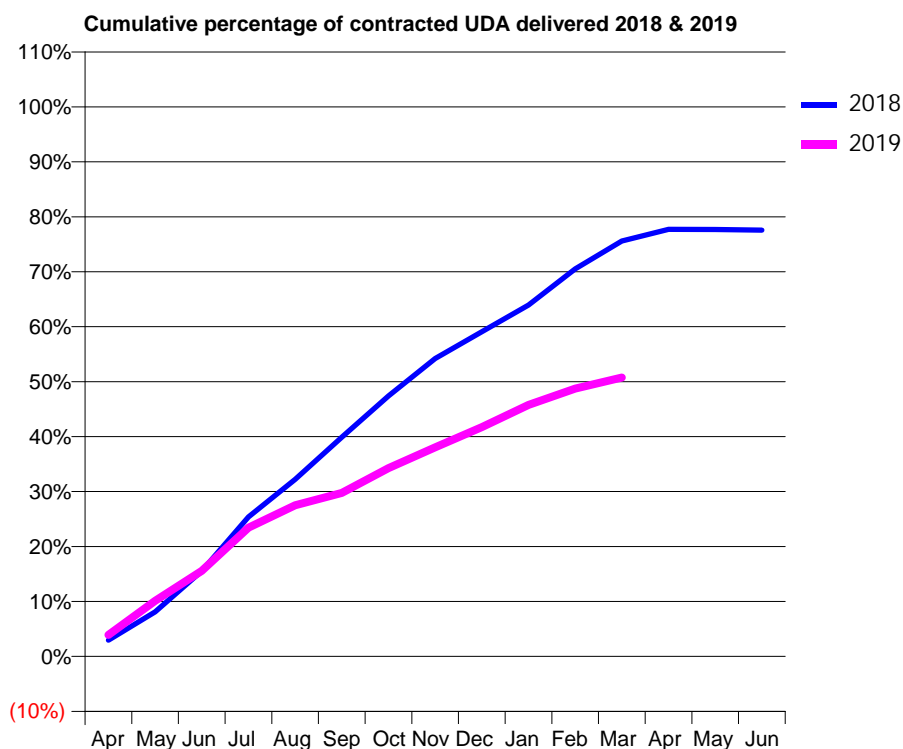
18/19 Contracted general activity (UDA)	22,000
Carry forward general activity (UDA)	0
18/19 Contracted orthodontic activity (UOA)	0
Carry forward orthodontic activity (UOA)	0
Baseline contract value	£359,279.91

ACCESS*

Patients seen in 24 months	Total	Change since previous quarter
Quarter ending March 2018	6,977	
Quarter ending June 2018	6,775	↓
Quarter ending September 2018	6,515	↓
Quarter ending December 2018	6,165	↓
Quarter ending March 2019	5,753	↓
Variance since March 2018	(17.5%)	↓



ACTIVITY



Month	Adjusted Scheduled Activity (UDA)	
	2018	2019
April	652	860
May	1,786	2,231
June	3,421	3,426
July	5,589	5,156
August	7,090	6,049
September	8,774	6,547
October	10,431	7,542
November	11,927	8,374
December	12,997	9,181
January	14,067	10,069
February	15,516	10,725
March	16,627	11,166
April	17,097	
May	17,092	
June	17,065	

QUALITY

	Quantity	Base Number	Contract	AT	Region	England
% of FP17s for the same patient ID Re-attending within 3 months - Children	120	1,586	7.6%	9.4%	11.3%	11.8%
% of FP17s for the same patient ID Re-attending within 3 months - Adults	685	4,693	14.6%	14.0%	15.4%	15.7%
% of FP17s for the same patient ID Re-attending between 3 & 9 months - Children	770	1,586	48.5%	60.1%	61.3%	58.9%
% of FP17s for the same patient ID Re-attending between 3 & 9 months - Adults	2,565	4,693	54.7%	50.5%	52.1%	50.8%
% of FP17s for Band 1 Urgent Courses	749	6,025	12.4%	10.1%	9.5%	9.1%
% of FP17s Relating to Free Repair or Replacements	79	6,025	1.3%	0.9%	0.6%	0.8%
% of FP17s Relating to Continuations	57	6,025	0.9%	1.0%	0.8%	0.9%
% of Patients satisfied with the dentistry they have received	1	2	N/A	93.2%	92.4%	92.5%
% of Patients satisfied with the time they had to wait for an appointment	0	2	N/A	84.5%	86.3%	87.0%

* This is based on patients treated on this contract for their most recent course of treatment. Figures in italics indicate the base number of FP17s or Patient Questionnaire responses are less than 100. N/A is shown where the base number of responses is less than 10 during the period. % is calculated as Quantity/Base number*100

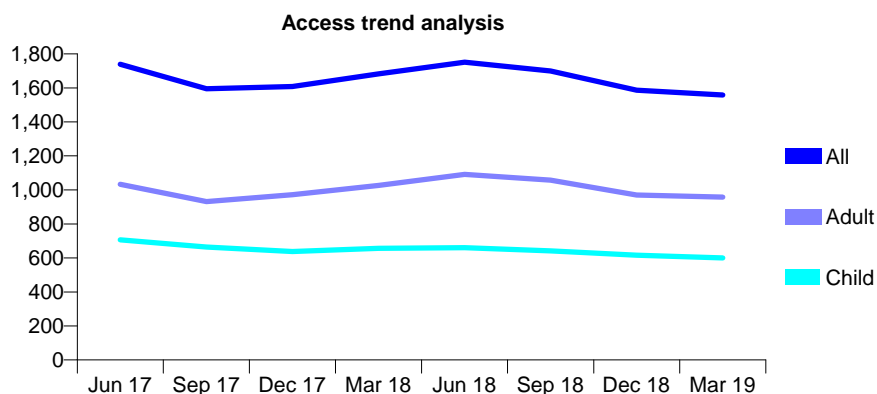
Q66 - Vital Signs At a Glance Contract Report for 174807/0002 - March 2019

Name or company name	Smile Care Paignton Ltd
Contract type name	GDS Contract
Purpose of contract	General
Contract start date	05/11/2012
Contract end date	

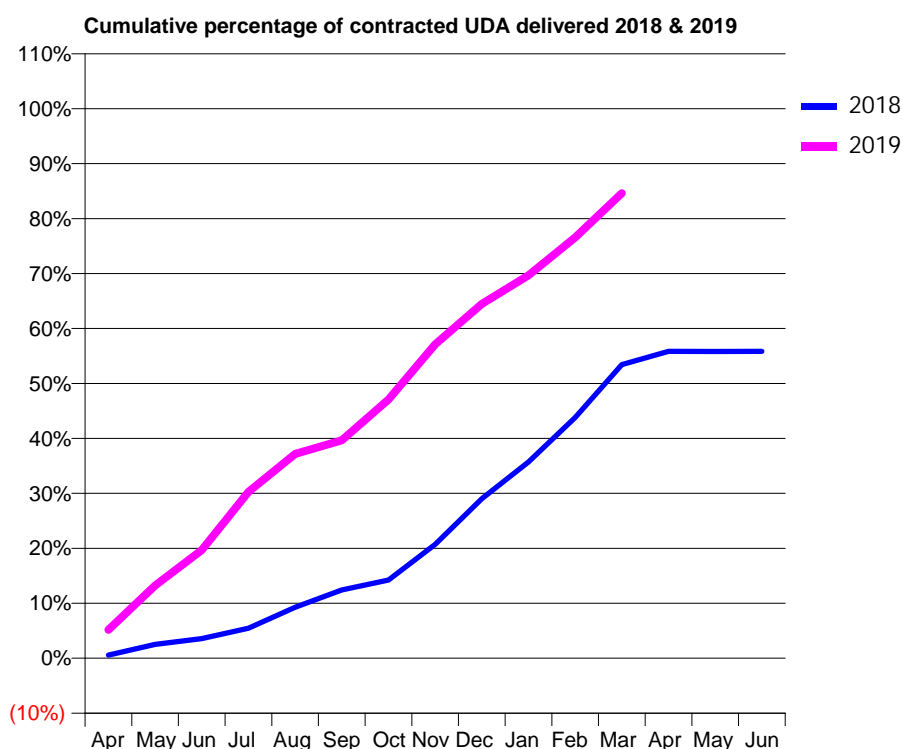
18/19 Contracted general activity (UDA)	6,000
Carry forward general activity (UDA)	0
18/19 Contracted orthodontic activity (UOA)	0
Carry forward orthodontic activity (UOA)	0
Baseline contract value	£169,805.43

ACCESS*

Patients seen in 24 months	Total	Change since previous quarter
Quarter ending March 2018	1,682	
Quarter ending June 2018	1,751	↑
Quarter ending September 2018	1,699	↓
Quarter ending December 2018	1,586	↓
Quarter ending March 2019	1,558	↓
Variance since March 2018	(7.4%)	↓



ACTIVITY



Month	Adjusted Scheduled Activity (UDA)	
	2018	2019
April	34	311
May	153	794
June	215	1,180
July	328	1,817
August	556	2,230
September	745	2,380
October	854	2,825
November	1,244	3,427
December	1,742	3,868
January	2,143	4,181
February	2,629	4,595
March	3,206	5,076
April	3,350	
May	3,347	
June	3,351	

QUALITY

	Quantity	Base Number	Contract	AT	Region	England
% of FP17s for the same patient ID Re-attending within 3 months - Children	86	951	9.0%	9.4%	11.3%	11.8%
% of FP17s for the same patient ID Re-attending within 3 months - Adults	241	1,447	16.7%	14.0%	15.4%	15.7%
% of FP17s for the same patient ID Re-attending between 3 & 9 months - Children	624	951	65.6%	60.1%	61.3%	58.9%
% of FP17s for the same patient ID Re-attending between 3 & 9 months - Adults	704	1,447	48.7%	50.5%	52.1%	50.8%
% of FP17s for Band 1 Urgent Courses	217	2,334	9.3%	10.1%	9.5%	9.1%
% of FP17s Relating to Free Repair or Replacements	17	2,334	0.7%	0.9%	0.6%	0.8%
% of FP17s Relating to Continuations	8	2,334	0.3%	1.0%	0.8%	0.9%
% of Patients satisfied with the dentistry they have received	1	2	N/A	93.2%	92.4%	92.5%
% of Patients satisfied with the time they had to wait for an appointment	1	2	N/A	84.5%	86.3%	87.0%

* This is based on patients treated on this contract for their most recent course of treatment.

Figures in italics indicate the base number of FP17s or Patient Questionnaire responses are less than 100. N/A is shown where the base number of responses is less than 10 during the period. % is calculated as Quantity/Base number*100

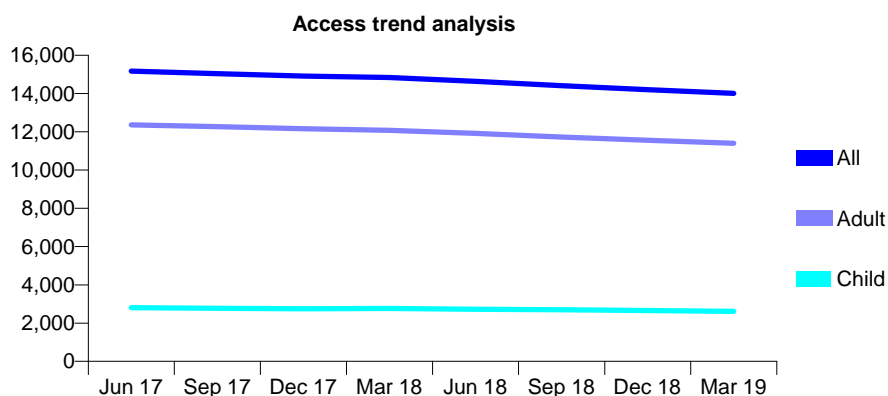
Q66 - Vital Signs At a Glance Contract Report for 175064/0001 - March 2019

Name or company name	Milehouse Dental Care Ltd
Contract type name	GDS Contract
Purpose of contract	General
Contract start date	01/09/2012
Contract end date	

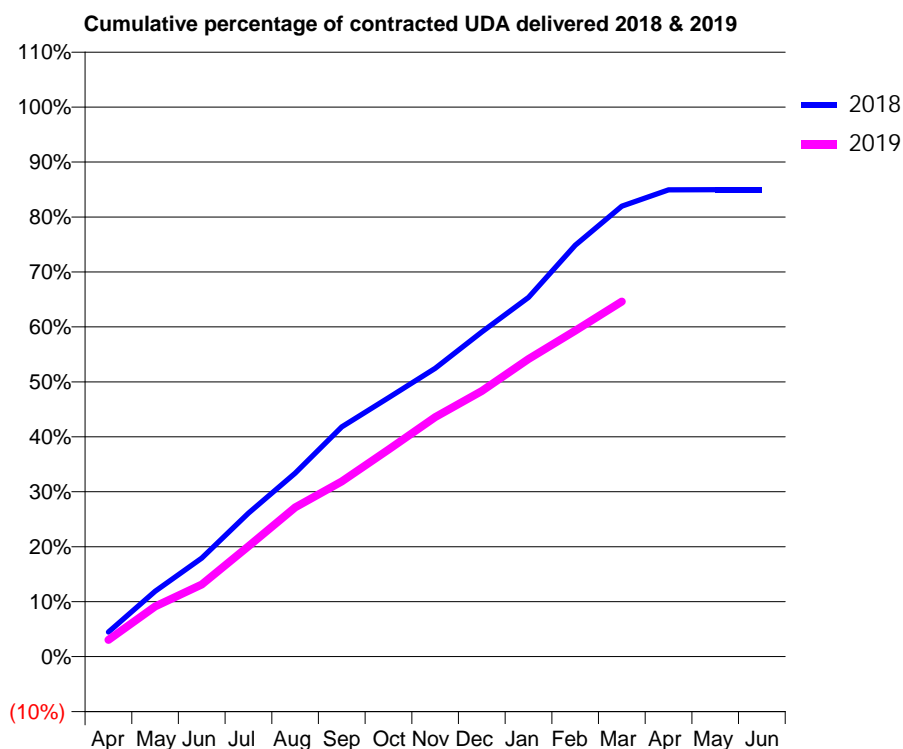
18/19 Contracted general activity (UDA)	40,396
Carry forward general activity (UDA)	0
18/19 Contracted orthodontic activity (UOA)	0
Carry forward orthodontic activity (UOA)	0
Baseline contract value	£1,099,911.59

ACCESS*

Patients seen in 24 months	Total	Change since previous quarter
Quarter ending March 2018	14,842	
Quarter ending June 2018	14,638	↓
Quarter ending September 2018	14,414	↓
Quarter ending December 2018	14,207	↓
Quarter ending March 2019	14,009	↓
Variance since March 2018	(5.6%)	↓



ACTIVITY



Month	Adjusted Scheduled Activity (UDA)	
	2018	2019
April	1,806	1,234
May	4,812	3,687
June	7,241	5,298
July	10,542	8,115
August	13,483	10,971
September	16,881	12,880
October	19,033	15,222
November	21,196	17,612
December	23,866	19,527
January	26,400	21,877
February	30,237	23,966
March	33,114	26,098
April	34,313	
May	34,320	
June	34,325	

QUALITY

	Quantity	Base Number	Contract	AT	Region	England
% of FP17s for the same patient ID Re-attending within 3 months - Children	154	3,462	4.4%	9.4%	11.3%	11.8%
% of FP17s for the same patient ID Re-attending within 3 months - Adults	1,530	11,839	12.9%	14.0%	15.4%	15.7%
% of FP17s for the same patient ID Re-attending between 3 & 9 months - Children	2,368	3,462	68.4%	60.1%	61.3%	58.9%
% of FP17s for the same patient ID Re-attending between 3 & 9 months - Adults	3,135	11,839	26.5%	50.5%	52.1%	50.8%
% of FP17s for Band 1 Urgent Courses	1,475	14,576	10.1%	10.1%	9.5%	9.1%
% of FP17s Relating to Free Repair or Replacements	182	14,576	1.2%	0.9%	0.6%	0.8%
% of FP17s Relating to Continuations	116	14,576	0.8%	1.0%	0.8%	0.9%
% of Patients satisfied with the dentistry they have received	6	6	N/A	93.2%	92.4%	92.5%
% of Patients satisfied with the time they had to wait for an appointment	4	6	N/A	84.5%	86.3%	87.0%

* This is based on patients treated on this contract for their most recent course of treatment. Figures in italics indicate the base number of FP17s or Patient Questionnaire responses are less than 100. N/A is shown where the base number of responses is less than 10 during the period. % is calculated as Quantity/Base number*100

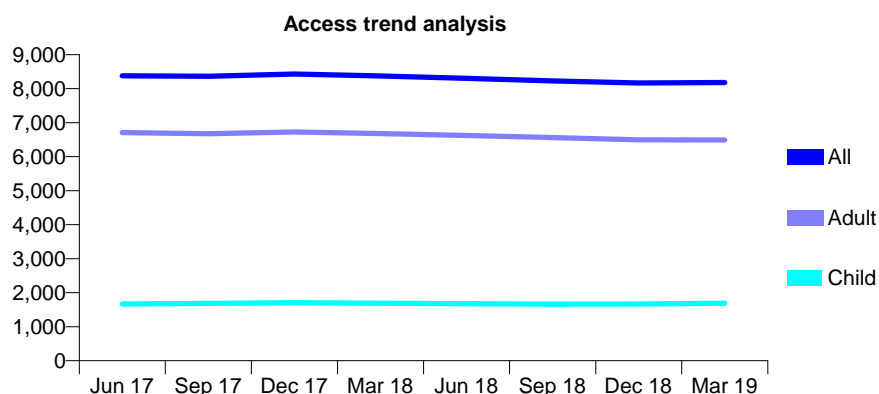
Q66 - Vital Signs At a Glance Contract Report for 175617/0001 - March 2019

Name or company name	Mr J Nuttall & Dr T Hodges
Contract type name	GDS Contract
Purpose of contract	General
Contract start date	01/04/2014
Contract end date	

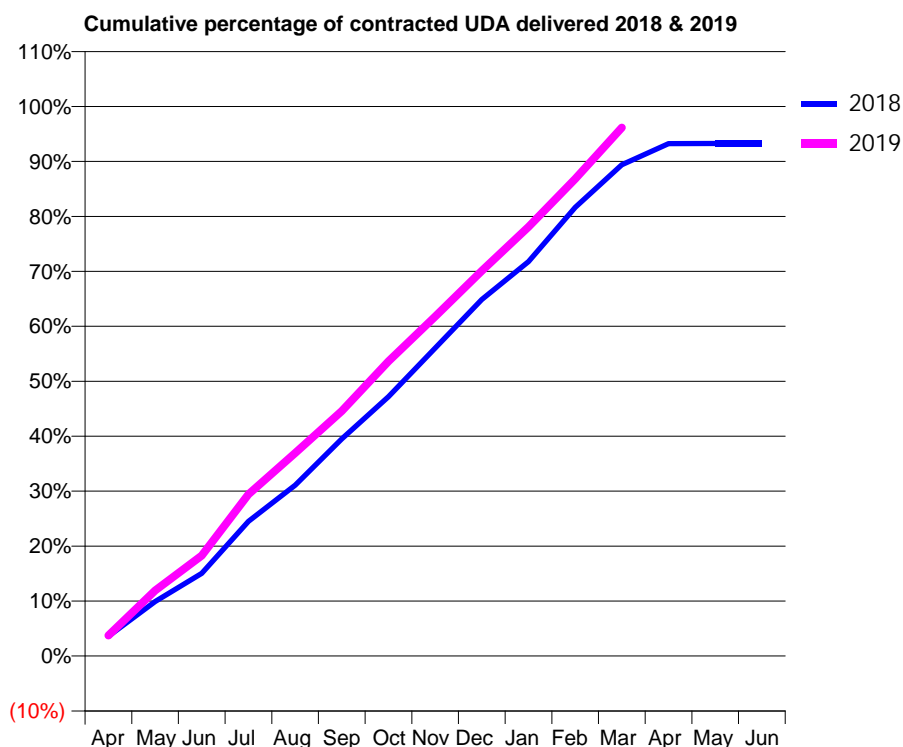
18/19 Contracted general activity (UDA)	19,700
Carry forward general activity (UDA)	0
18/19 Contracted orthodontic activity (UOA)	0
Carry forward orthodontic activity (UOA)	0
Baseline contract value	£511,495.05

ACCESS*

Patients seen in 24 months	Total	Change since previous quarter
Quarter ending March 2018	8,374	
Quarter ending June 2018	8,305	→
Quarter ending September 2018	8,228	→
Quarter ending December 2018	8,165	→
Quarter ending March 2019	8,184	→
Variance since March 2018	(2.3%)	↓



ACTIVITY



Month	Adjusted Scheduled Activity (UDA)	
	2018	2019
April	757	741
May	2,084	2,351
June	3,161	3,600
July	5,147	5,796
August	6,533	7,280
September	8,301	8,777
October	9,907	10,566
November	11,771	12,174
December	13,624	13,810
January	15,073	15,381
February	17,148	17,103
March	18,772	18,945
April	19,581	
May	19,588	
June	19,589	

QUALITY

	Quantity	Base Number	Contract	AT	Region	England
% of FP17s for the same patient ID Re-attending within 3 months - Children	119	2,542	4.7%	9.4%	11.3%	11.8%
% of FP17s for the same patient ID Re-attending within 3 months - Adults	1,475	9,529	15.5%	14.0%	15.4%	15.7%
% of FP17s for the same patient ID Re-attending between 3 & 9 months - Children	1,620	2,542	63.7%	60.1%	61.3%	58.9%
% of FP17s for the same patient ID Re-attending between 3 & 9 months - Adults	4,895	9,529	51.4%	50.5%	52.1%	50.8%
% of FP17s for Band 1 Urgent Courses	884	9,918	8.9%	10.1%	9.5%	9.1%
% of FP17s Relating to Free Repair or Replacements	49	9,918	0.5%	0.9%	0.6%	0.8%
% of FP17s Relating to Continuations	70	9,918	0.7%	1.0%	0.8%	0.9%
% of Patients satisfied with the dentistry they have received	6	6	N/A	93.2%	92.4%	92.5%
% of Patients satisfied with the time they had to wait for an appointment	6	6	N/A	84.5%	86.3%	87.0%

* This is based on patients treated on this contract for their most recent course of treatment. Figures in italics indicate the base number of FP17s or Patient Questionnaire responses are less than 100. N/A is shown where the base number of responses is less than 10 during the period. % is calculated as Quantity/Base number*100

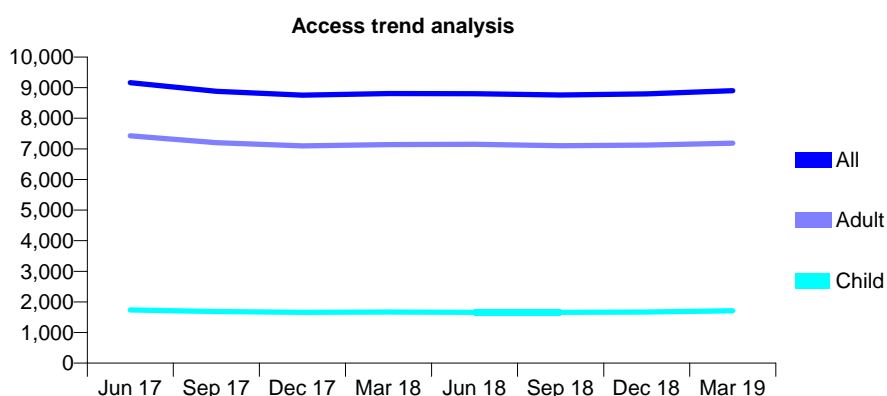
Q66 - Vital Signs At a Glance Contract Report for 175986/0001 - March 2019

Name or company name	DEN DENTAL GROUP PRACTICE LLP
Contract type name	GDS Contract
Purpose of contract	General
Contract start date	01/06/2011
Contract end date	

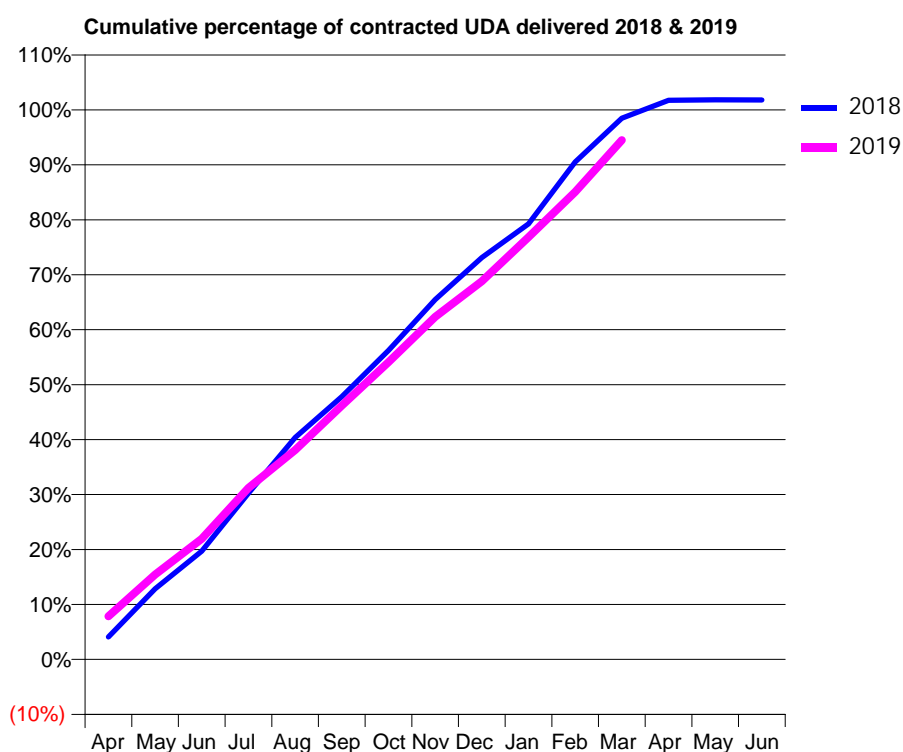
18/19 Contracted general activity (UDA)	26,014
Carry forward general activity (UDA)	-485
18/19 Contracted orthodontic activity (UOA)	0
Carry forward orthodontic activity (UOA)	0
Baseline contract value	£843,713.42

ACCESS*

Patients seen in 24 months	Total	Change since previous quarter
Quarter ending March 2018	8,807	
Quarter ending June 2018	8,803	→
Quarter ending September 2018	8,761	→
Quarter ending December 2018	8,795	→
Quarter ending March 2019	8,898	→
Variance since March 2018	1.0%	→



ACTIVITY



Month	2018	2019
April	1,066	2,043
May	3,344	4,018
June	5,127	5,707
July	7,869	8,114
August	10,509	9,915
September	12,440	12,010
October	14,622	14,072
November	17,037	16,212
December	19,016	17,899
January	20,616	19,991
February	23,552	22,137
March	25,620	24,580
April	26,467	
May	26,483	
June	26,480	

QUALITY

	Quantity	Base Number	Contract	AT	Region	England
% of FP17s for the same patient ID Re-attending within 3 months - Children	109	2,713	4.0%	9.4%	11.3%	11.8%
% of FP17s for the same patient ID Re-attending within 3 months - Adults	1,164	10,648	10.9%	14.0%	15.4%	15.7%
% of FP17s for the same patient ID Re-attending between 3 & 9 months - Children	1,859	2,713	68.5%	60.1%	61.3%	58.9%
% of FP17s for the same patient ID Re-attending between 3 & 9 months - Adults	6,443	10,648	60.5%	50.5%	52.1%	50.8%
% of FP17s for Band 1 Urgent Courses	953	12,993	7.3%	10.1%	9.5%	9.1%
% of FP17s Relating to Free Repair or Replacements	134	12,993	1.0%	0.9%	0.6%	0.8%
% of FP17s Relating to Continuations	88	12,993	0.7%	1.0%	0.8%	0.9%
% of Patients satisfied with the dentistry they have received	7	7	N/A	93.2%	92.4%	92.5%
% of Patients satisfied with the time they had to wait for an appointment	7	7	N/A	84.5%	86.3%	87.0%

* This is based on patients treated on this contract for their most recent course of treatment. Figures in italics indicate the base number of FP17s or Patient Questionnaire responses are less than 100. N/A is shown where the base number of responses is less than 10 during the period. % is calculated as Quantity/Base number*100

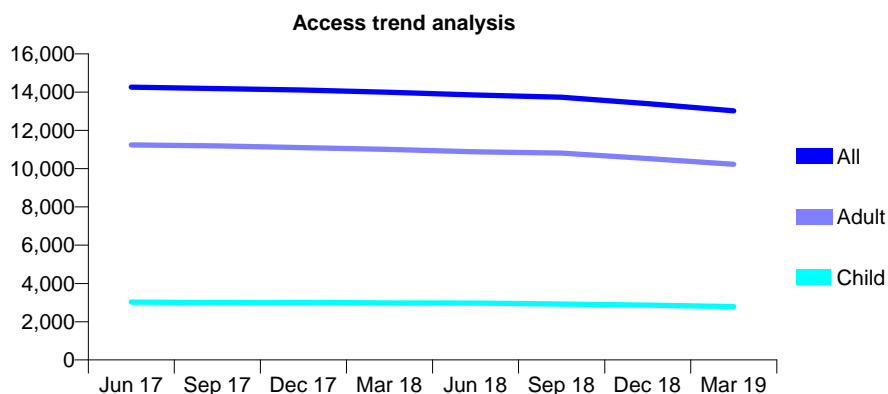
Q66 - Vital Signs At a Glance Contract Report for 175986/0002 - March 2019

Name or company name	DEN DENTAL GROUP PRACTICE LLP
Contract type name	GDS Contract
Purpose of contract	General
Contract start date	01/06/2011
Contract end date	

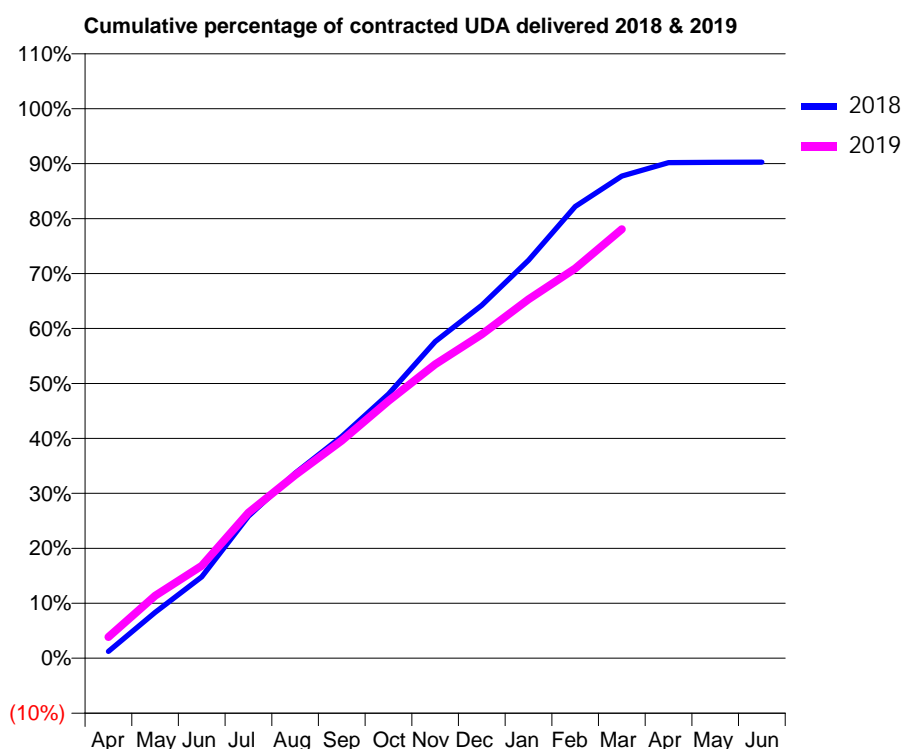
18/19 Contracted general activity (UDA)	34,870
Carry forward general activity (UDA)	0
18/19 Contracted orthodontic activity (UOA)	0
Carry forward orthodontic activity (UOA)	0
Baseline contract value	£1,090,038.59

ACCESS*

Patients seen in 24 months	Total	Change since previous quarter
Quarter ending March 2018	13,987	
Quarter ending June 2018	13,850	→
Quarter ending September 2018	13,731	→
Quarter ending December 2018	13,397	↓
Quarter ending March 2019	13,021	↓
Variance since March 2018	(6.9%)	↓



ACTIVITY



Month	Adjusted Scheduled Activity (UDA)	
	2018	2019
April	440	1,347
May	2,909	3,963
June	5,166	5,870
July	9,014	9,237
August	11,752	11,618
September	14,068	13,803
October	16,762	16,323
November	20,092	18,654
December	22,398	20,549
January	25,242	22,772
February	28,669	24,733
March	30,596	27,214
April	31,451	
May	31,463	
June	31,470	

QUALITY

	Quantity	Base Number	Contract	AT	Region	England
% of FP17s for the same patient ID Re-attending within 3 months - Children	248	3,328	7.5%	9.4%	11.3%	11.8%
% of FP17s for the same patient ID Re-attending within 3 months - Adults	1,997	12,708	15.7%	14.0%	15.4%	15.7%
% of FP17s for the same patient ID Re-attending between 3 & 9 months - Children	1,382	3,328	41.5%	60.1%	61.3%	58.9%
% of FP17s for the same patient ID Re-attending between 3 & 9 months - Adults	5,776	12,708	45.5%	50.5%	52.1%	50.8%
% of FP17s for Band 1 Urgent Courses	2,133	15,515	13.7%	10.1%	9.5%	9.1%
% of FP17s Relating to Free Repair or Replacements	312	15,515	2.0%	0.9%	0.6%	0.8%
% of FP17s Relating to Continuations	82	15,515	0.5%	1.0%	0.8%	0.9%
% of Patients satisfied with the dentistry they have received	6	6	N/A	93.2%	92.4%	92.5%
% of Patients satisfied with the time they had to wait for an appointment	4	6	N/A	84.5%	86.3%	87.0%

* This is based on patients treated on this contract for their most recent course of treatment.

Figures in italics indicate the base number of FP17s or Patient Questionnaire responses are less than 100. N/A is shown where the base number of responses is less than 10 during the period. % is calculated as Quantity/Base number*100

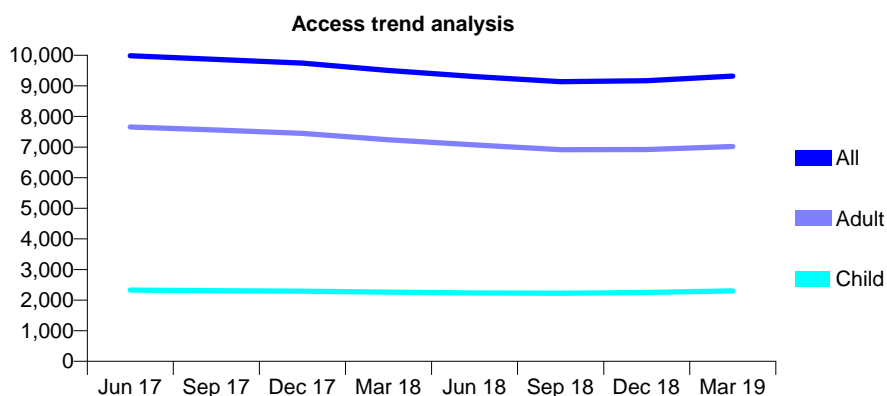
Q66 - Vital Signs At a Glance Contract Report for 175986/0004 - March 2019

Name or company name	DEN DENTAL GROUP PRACTICE LLP
Contract type name	GDS Contract
Purpose of contract	General
Contract start date	01/06/2011
Contract end date	

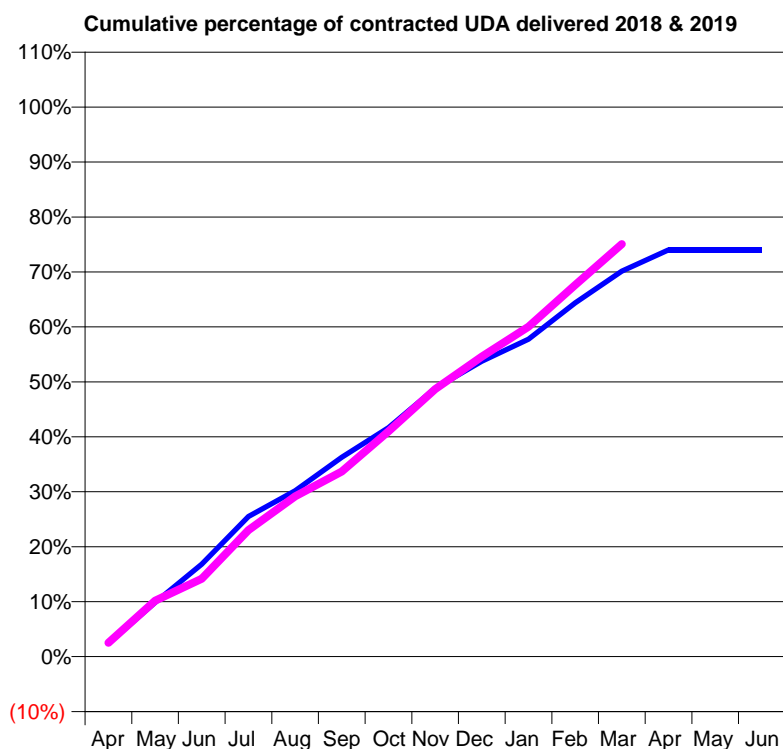
18/19 Contracted general activity (UDA)	28,374
Carry forward general activity (UDA)	0
18/19 Contracted orthodontic activity (UOA)	0
Carry forward orthodontic activity (UOA)	0
Baseline contract value	£798,074.82

ACCESS*

Patients seen in 24 months	Total	Change since previous quarter
Quarter ending March 2018	9,506	
Quarter ending June 2018	9,307	↓
Quarter ending September 2018	9,137	↓
Quarter ending December 2018	9,169	→
Quarter ending March 2019	9,324	→
Variance since March 2018	(1.9%)	↓



ACTIVITY



Month	Adjusted Scheduled Activity (UDA)	
	2018	2019
April	694	716
May	2,802	2,889
June	4,776	4,018
July	7,232	6,530
August	8,568	8,283
September	10,291	9,556
October	11,820	11,631
November	13,849	13,810
December	15,250	15,487
January	16,389	17,037
February	18,262	19,196
March	19,901	21,300
April	20,998	
May	21,000	
June	21,000	

QUALITY

	Quantity	Base Number	Contract	AT	Region	England
% of FP17s for the same patient ID Re-attending within 3 months - Children	226	3,379	6.7%	9.4%	11.3%	11.8%
% of FP17s for the same patient ID Re-attending within 3 months - Adults	1,059	9,508	11.1%	14.0%	15.4%	15.7%
% of FP17s for the same patient ID Re-attending between 3 & 9 months - Children	1,998	3,379	59.1%	60.1%	61.3%	58.9%
% of FP17s for the same patient ID Re-attending between 3 & 9 months - Adults	5,063	9,508	53.2%	50.5%	52.1%	50.8%
% of FP17s for Band 1 Urgent Courses	1,194	12,247	9.7%	10.1%	9.5%	9.1%
% of FP17s Relating to Free Repair or Replacements	148	12,247	1.2%	0.9%	0.6%	0.8%
% of FP17s Relating to Continuations	66	12,247	0.5%	1.0%	0.8%	0.9%
% of Patients satisfied with the dentistry they have received	3	3	N/A	93.2%	92.4%	92.5%
% of Patients satisfied with the time they had to wait for an appointment	2	3	N/A	84.5%	86.3%	87.0%

* This is based on patients treated on this contract for their most recent course of treatment. Figures in italics indicate the base number of FP17s or Patient Questionnaire responses are less than 100. N/A is shown where the base number of responses is less than 10 during the period. % is calculated as Quantity/Base number*100

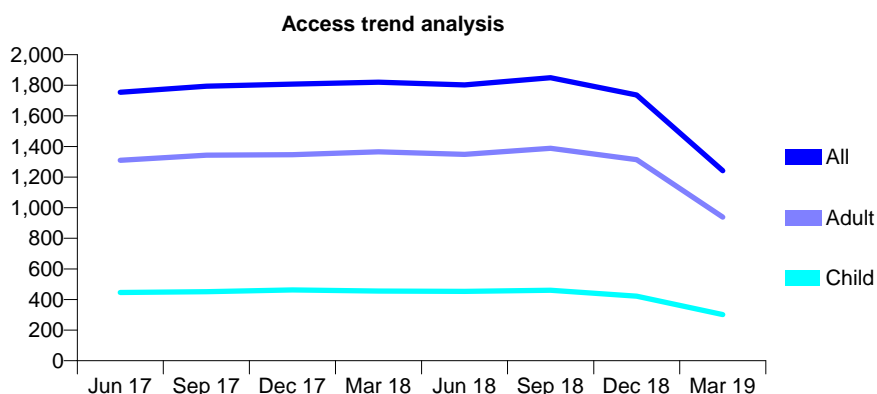
Q66 - Vital Signs At a Glance Contract Report for 175986/0005 - March 2019

Name or company name	DEN DENTAL GROUP PRACTICE LLP
Contract type name	GDS Contract
Purpose of contract	General
Contract start date	01/06/2011
Contract end date	04/11/2018

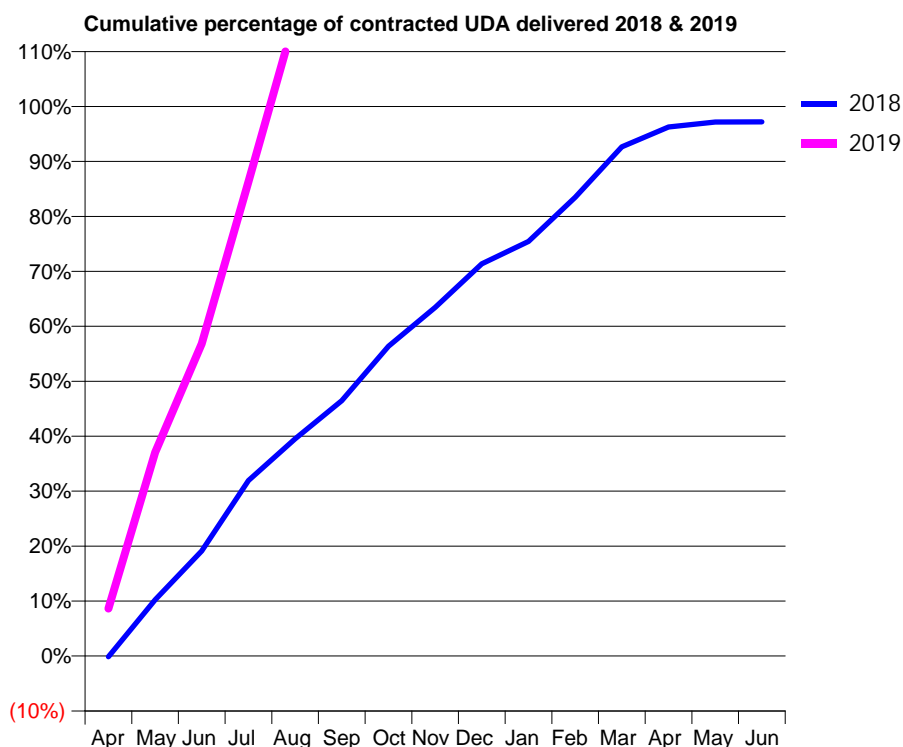
18/19 Contracted general activity (UDA)	1,591
Carry forward general activity (UDA)	131
18/19 Contracted orthodontic activity (UOA)	0
Carry forward orthodontic activity (UOA)	0
Baseline contract value	£42,680.06

ACCESS*

Patients seen in 24 months	Total	Change since previous quarter
Quarter ending March 2018	1,820	
Quarter ending June 2018	1,803	→
Quarter ending September 2018	1,850	↑
Quarter ending December 2018	1,736	↓
Quarter ending March 2019	1,241	↓
Variance since March 2018	(31.8%)	↓



ACTIVITY



Month	Adjusted Scheduled Activity (UDA)	
	2018	2019
April	-8	138
May	479	590
June	894	904
July	1,492	1,373
August	1,849	1,849
September	2,173	2,224
October	2,635	2,589
November	2,966	2,821
December	3,337	2,899
January	3,527	2,899
February	3,903	2,899
March	4,333	2,899
April	4,501	
May	4,544	
June	4,545	

QUALITY

	Quantity	Base Number	Contract	AT	Region	England
% of FP17s for the same patient ID Re-attending within 3 months - Children	24	514	4.7%	9.4%	11.3%	11.8%
% of FP17s for the same patient ID Re-attending within 3 months - Adults	103	1,262	8.2%	14.0%	15.4%	15.7%
% of FP17s for the same patient ID Re-attending between 3 & 9 months - Children	319	514	62.1%	60.1%	61.3%	58.9%
% of FP17s for the same patient ID Re-attending between 3 & 9 months - Adults	728	1,262	57.7%	50.5%	52.1%	50.8%
% of FP17s for Band 1 Urgent Courses	77	1,650	4.7%	10.1%	9.5%	9.1%
% of FP17s Relating to Free Repair or Replacements	24	1,650	1.5%	0.9%	0.6%	0.8%
% of FP17s Relating to Continuations	19	1,650	1.2%	1.0%	0.8%	0.9%
% of Patients satisfied with the dentistry they have received	1	1	N/A	93.2%	92.4%	92.5%
% of Patients satisfied with the time they had to wait for an appointment	1	1	N/A	84.5%	86.3%	87.0%

* This is based on patients treated on this contract for their most recent course of treatment. Figures in italics indicate the base number of FP17s or Patient Questionnaire responses are less than 100. N/A is shown where the base number of responses is less than 10 during the period. % is calculated as Quantity/Base number*100

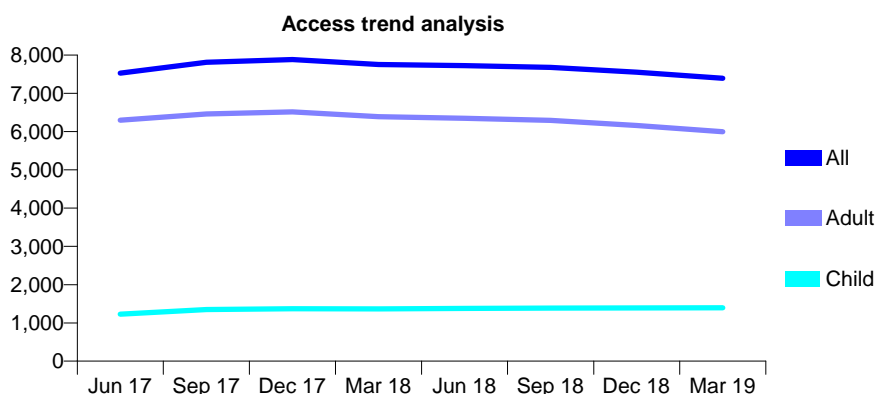
Q66 - Vital Signs At a Glance Contract Report for 175986/0007 - March 2019

Name or company name	DEN DENTAL GROUP PRACTICE LLP
Contract type name	PDS Plus Contract
Purpose of contract	General
Contract start date	01/06/2011
Contract end date	30/06/2020

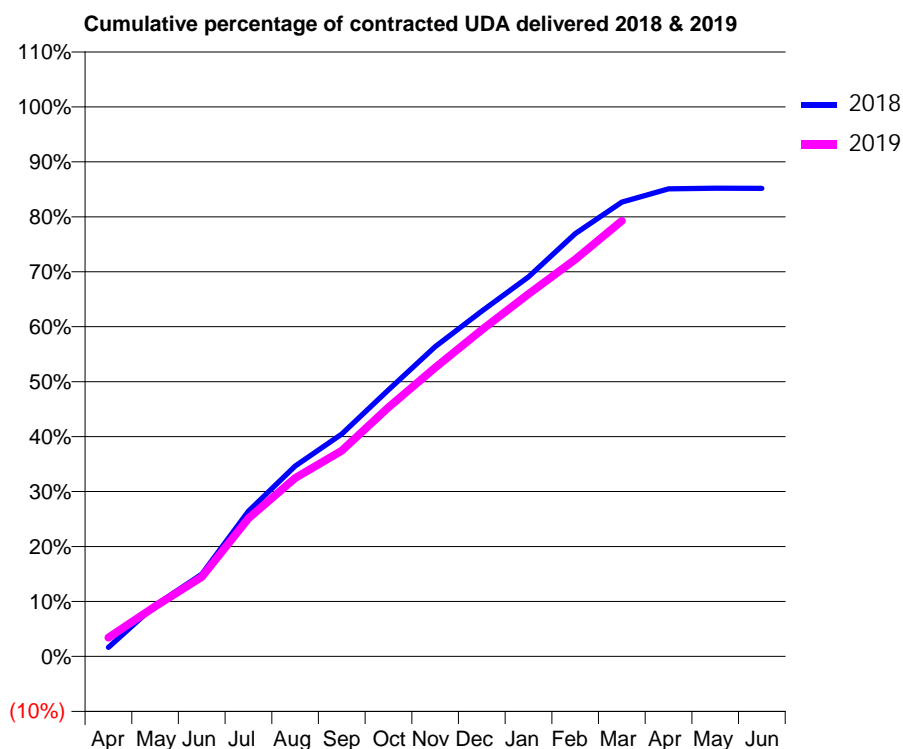
18/19 Contracted general activity (UDA)	24,000
Carry forward general activity (UDA)	0
18/19 Contracted orthodontic activity (UOA)	0
Carry forward orthodontic activity (UOA)	0
Baseline contract value	£358,667.18

ACCESS*

Patients seen in 24 months	Total	Change since previous quarter
Quarter ending March 2018	7,754	
Quarter ending June 2018	7,722	→
Quarter ending September 2018	7,679	→
Quarter ending December 2018	7,552	↓
Quarter ending March 2019	7,394	↓
Variance since March 2018	(4.6%)	↓



ACTIVITY



Month	2018	2019
April	397	826
May	2,234	2,184
June	3,592	3,468
July	6,347	6,033
August	8,313	7,787
September	9,710	8,984
October	11,639	10,879
November	13,524	12,612
December	15,080	14,260
January	16,578	15,826
February	18,463	17,338
March	19,839	19,016
April	20,423	
May	20,445	
June	20,440	

QUALITY

	Quantity	Base Number	Contract	AT	Region	England
% of FP17s for the same patient ID Re-attending within 3 months - Children	141	2,066	6.8%	9.4%	11.3%	11.8%
% of FP17s for the same patient ID Re-attending within 3 months - Adults	1,439	8,710	16.5%	14.0%	15.4%	15.7%
% of FP17s for the same patient ID Re-attending between 3 & 9 months - Children	1,110	2,066	53.7%	60.1%	61.3%	58.9%
% of FP17s for the same patient ID Re-attending between 3 & 9 months - Adults	4,598	8,710	52.8%	50.5%	52.1%	50.8%
% of FP17s for Band 1 Urgent Courses	1,154	10,535	11.0%	10.1%	9.5%	9.1%
% of FP17s Relating to Free Repair or Replacements	161	10,535	1.5%	0.9%	0.6%	0.8%
% of FP17s Relating to Continuations	68	10,535	0.6%	1.0%	0.8%	0.9%
% of Patients satisfied with the dentistry they have received	4	5	N/A	93.2%	92.4%	92.5%
% of Patients satisfied with the time they had to wait for an appointment	4	5	N/A	84.5%	86.3%	87.0%

* This is based on patients treated on this contract for their most recent course of treatment. Figures in italics indicate the base number of FP17s or Patient Questionnaire responses are less than 100. N/A is shown where the base number of responses is less than 10 during the period. % is calculated as Quantity/Base number*100

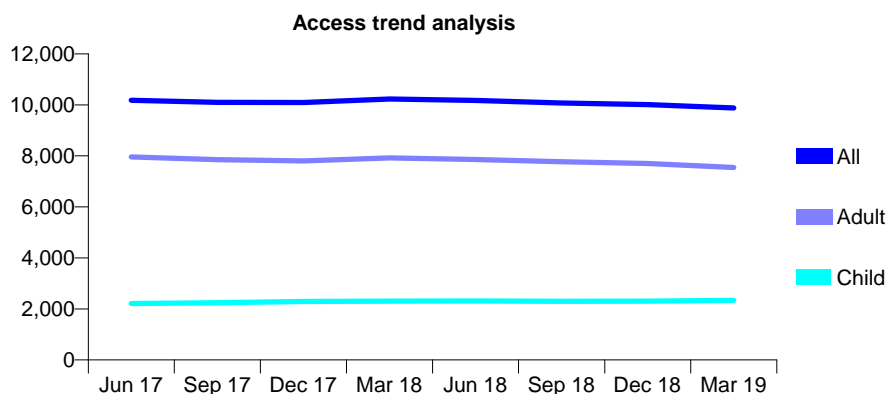
Q66 - Vital Signs At a Glance Contract Report for 175986/0008 - March 2019

Name or company name	DEN DENTAL GROUP PRACTICE LLP
Contract type name	PDS Plus Contract
Purpose of contract	General
Contract start date	01/06/2011
Contract end date	30/06/2020

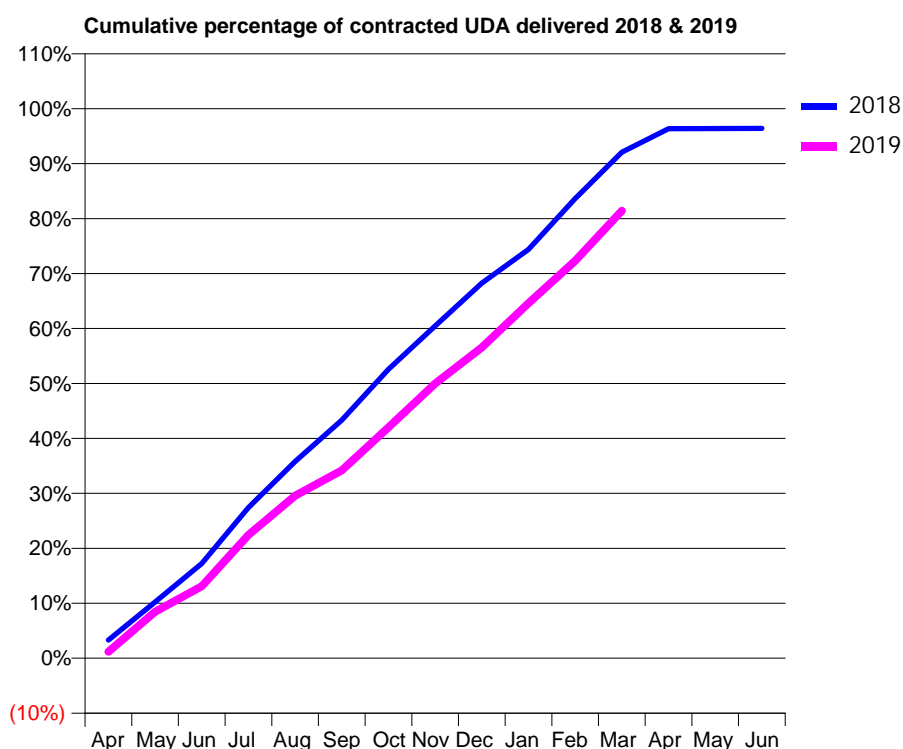
18/19 Contracted general activity (UDA)	27,000
Carry forward general activity (UDA)	921
18/19 Contracted orthodontic activity (UOA)	0
Carry forward orthodontic activity (UOA)	0
Baseline contract value	£403,501.60

ACCESS*

Patients seen in 24 months	Total	Change since previous quarter
Quarter ending March 2018	10,229	
Quarter ending June 2018	10,170	→
Quarter ending September 2018	10,072	→
Quarter ending December 2018	10,008	→
Quarter ending March 2019	9,881	↓
Variance since March 2018	(3.4%)	↓



ACTIVITY



Month	Adjusted Scheduled Activity (UDA)	
	2018	2019
April	895	319
May	2,765	2,287
June	4,647	3,537
July	7,410	6,054
August	9,670	7,984
September	11,699	9,229
October	14,198	11,347
November	16,332	13,492
December	18,426	15,262
January	20,088	17,444
February	22,590	19,526
March	24,858	21,979
April	26,014	
May	26,023	
June	26,025	

QUALITY

	Quantity	Base Number	Contract	AT	Region	England
% of FP17s for the same patient ID Re-attending within 3 months - Children	242	3,535	6.8%	9.4%	11.3%	11.8%
% of FP17s for the same patient ID Re-attending within 3 months - Adults	1,346	11,119	12.1%	14.0%	15.4%	15.7%
% of FP17s for the same patient ID Re-attending between 3 & 9 months - Children	2,324	3,535	65.7%	60.1%	61.3%	58.9%
% of FP17s for the same patient ID Re-attending between 3 & 9 months - Adults	6,848	11,119	61.6%	50.5%	52.1%	50.8%
% of FP17s for Band 1 Urgent Courses	1,196	14,066	8.5%	10.1%	9.5%	9.1%
% of FP17s Relating to Free Repair or Replacements	160	14,066	1.1%	0.9%	0.6%	0.8%
% of FP17s Relating to Continuations	55	14,066	0.4%	1.0%	0.8%	0.9%
% of Patients satisfied with the dentistry they have received	6	6	N/A	93.2%	92.4%	92.5%
% of Patients satisfied with the time they had to wait for an appointment	6	6	N/A	84.5%	86.3%	87.0%

* This is based on patients treated on this contract for their most recent course of treatment.

Figures in italics indicate the base number of FP17s or Patient Questionnaire responses are less than 100. N/A is shown where the base number of responses is less than 10 during the period. % is calculated as Quantity/Base number*100

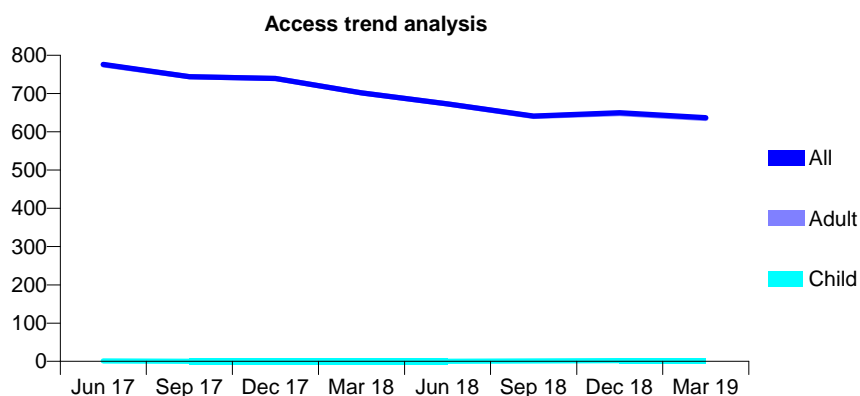
Q66 - Vital Signs At a Glance Contract Report for 175986/0009 - March 2019

Name or company name	DEN DENTAL GROUP PRACTICE LLP
Contract type name	PDS Contract
Purpose of contract	General
Contract start date	01/06/2012
Contract end date	31/05/2022

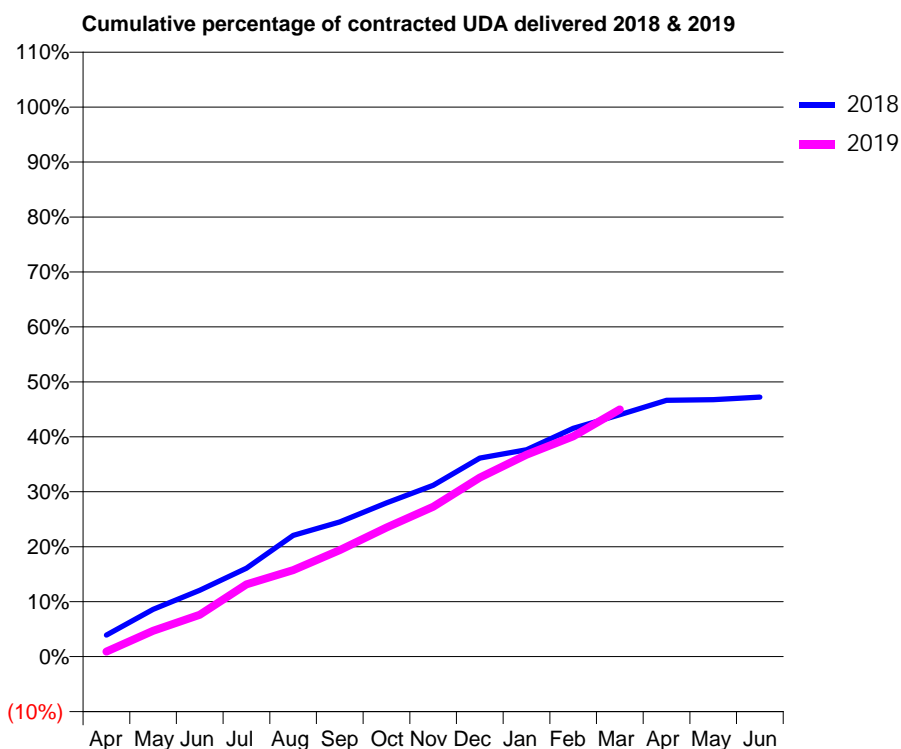
18/19 Contracted general activity (UDA)	3,000
Carry forward general activity (UDA)	0
18/19 Contracted orthodontic activity (UOA)	0
Carry forward orthodontic activity (UOA)	0
Baseline contract value	£190,476.44

ACCESS*

Patients seen in 24 months	Total	Change since previous quarter
Quarter ending March 2018	702	
Quarter ending June 2018	673	↓
Quarter ending September 2018	641	↓
Quarter ending December 2018	650	→
Quarter ending March 2019	637	↓
Variance since March 2018	(9.3%)	↓



ACTIVITY



Month	Adjusted Scheduled Activity (UDA)	
	2018	2019
April	117	28
May	258	141
June	362	229
July	483	395
August	662	472
September	736	581
October	839	704
November	935	819
December	1,084	978
January	1,130	1,102
February	1,246	1,202
March	1,320	1,349
April	1,399	
May	1,402	
June	1,417	

QUALITY

	Quantity	Base Number	Contract	AT	Region	England
% of FP17s for the same patient ID Re-attending within 3 months - Children	0	2	0.0%	9.4%	11.3%	11.8%
% of FP17s for the same patient ID Re-attending within 3 months - Adults	35	581	6.0%	14.0%	15.4%	15.7%
% of FP17s for the same patient ID Re-attending between 3 & 9 months - Children	0	2	0.0%	60.1%	61.3%	58.9%
% of FP17s for the same patient ID Re-attending between 3 & 9 months - Adults	158	581	27.2%	50.5%	52.1%	50.8%
% of FP17s for Band 1 Urgent Courses	61	528	11.6%	10.1%	9.5%	9.1%
% of FP17s Relating to Free Repair or Replacements	9	528	1.7%	0.9%	0.6%	0.8%
% of FP17s Relating to Continuations	1	528	0.2%	1.0%	0.8%	0.9%
% of Patients satisfied with the dentistry they have received	1	1	N/A	93.2%	92.4%	92.5%
% of Patients satisfied with the time they had to wait for an appointment	1	1	N/A	84.5%	86.3%	87.0%

* This is based on patients treated on this contract for their most recent course of treatment. Figures in italics indicate the base number of FP17s or Patient Questionnaire responses are less than 100. N/A is shown where the base number of responses is less than 10 during the period. % is calculated as Quantity/Base number*100

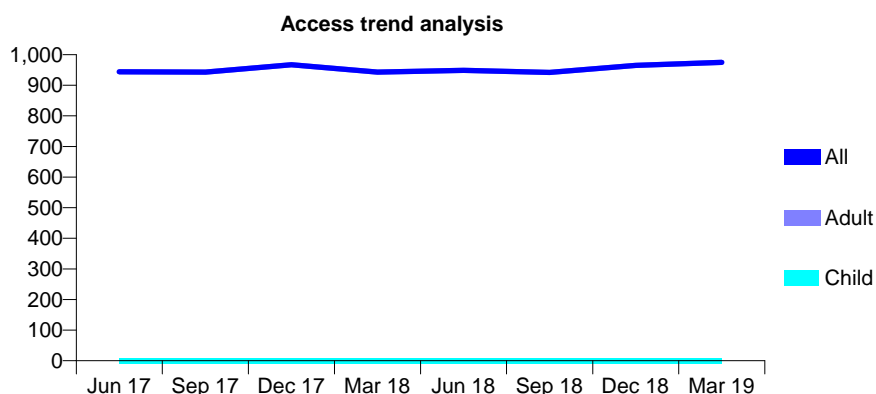
Q66 - Vital Signs At a Glance Contract Report for 176001/0001 - March 2019

Name or company name	Dental Home Visits Cornwall
Contract type name	PDS Contract
Purpose of contract	General
Contract start date	01/04/2012
Contract end date	31/03/2022

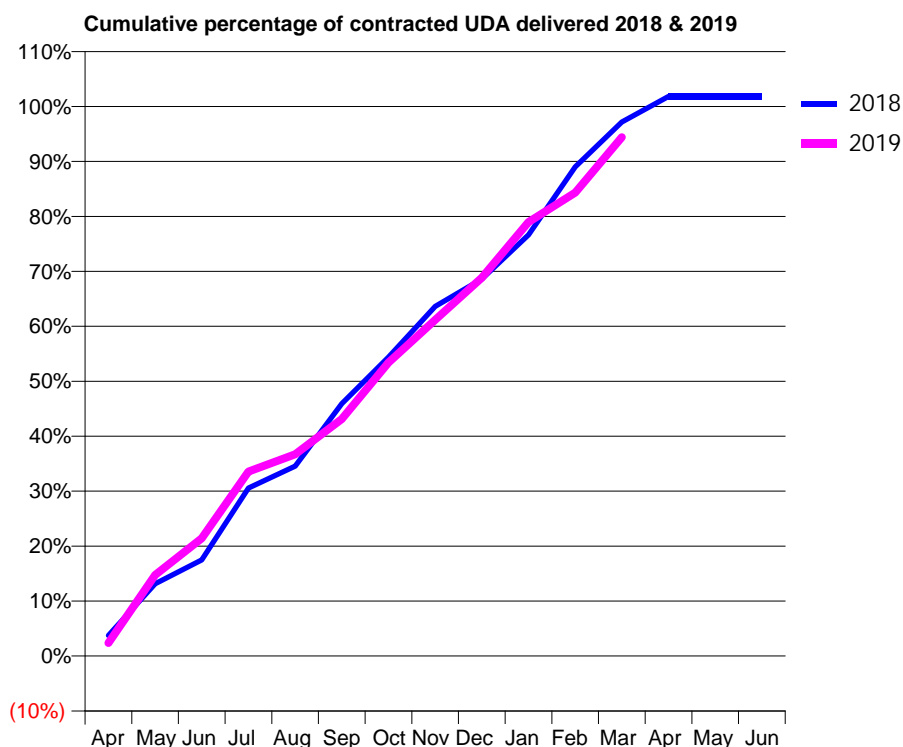
18/19 Contracted general activity (UDA)	2,388
Carry forward general activity (UDA)	-43
18/19 Contracted orthodontic activity (UOA)	0
Carry forward orthodontic activity (UOA)	0
Baseline contract value	£149,457.97

ACCESS*

Patients seen in 24 months	Total	Change since previous quarter
Quarter ending March 2018	943	
Quarter ending June 2018	949	→
Quarter ending September 2018	942	→
Quarter ending December 2018	965	↑
Quarter ending March 2019	975	→
Variance since March 2018	3.4%	↑



ACTIVITY



Month	Adjusted Scheduled Activity (UDA)	
	2018	2019
April	89	57
May	314	352
June	417	511
July	730	802
August	825	877
September	1,096	1,029
October	1,299	1,275
November	1,519	1,460
December	1,638	1,644
January	1,830	1,886
February	2,126	2,013
March	2,320	2,254
April	2,431	
May	2,431	
June	2,431	

QUALITY

	Quantity	Base Number	Contract	AT	Region	England
% of FP17s for the same patient ID Re-attending within 3 months - Children	0	0	N/A	9.4%	11.3%	11.8%
% of FP17s for the same patient ID Re-attending within 3 months - Adults	168	810	20.7%	14.0%	15.4%	15.7%
% of FP17s for the same patient ID Re-attending between 3 & 9 months - Children	0	0	N/A	60.1%	61.3%	58.9%
% of FP17s for the same patient ID Re-attending between 3 & 9 months - Adults	149	810	18.4%	50.5%	52.1%	50.8%
% of FP17s for Band 1 Urgent Courses	209	786	26.6%	10.1%	9.5%	9.1%
% of FP17s Relating to Free Repair or Replacements	4	786	0.5%	0.9%	0.6%	0.8%
% of FP17s Relating to Continuations	23	786	2.9%	1.0%	0.8%	0.9%
% of Patients satisfied with the dentistry they have received	0	0	N/A	93.2%	92.4%	92.5%
% of Patients satisfied with the time they had to wait for an appointment	0	0	N/A	84.5%	86.3%	87.0%

* This is based on patients treated on this contract for their most recent course of treatment.

Figures in italics indicate the base number of FP17s or Patient Questionnaire responses are less than 100. N/A is shown where the base number of responses is less than 10 during the period. % is calculated as Quantity/Base number*100

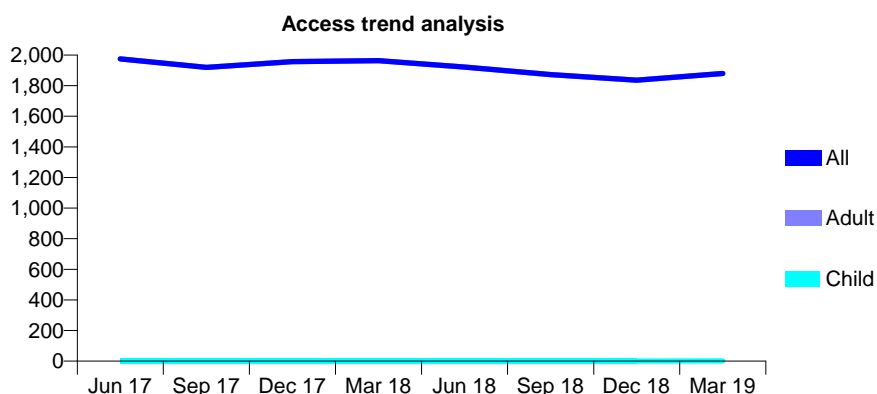
Q66 - Vital Signs At a Glance Contract Report for 176001/0002 - March 2019

Name or company name	Dental Home Visits Cornwall
Contract type name	PDS Contract
Purpose of contract	General
Contract start date	01/04/2012
Contract end date	31/03/2022

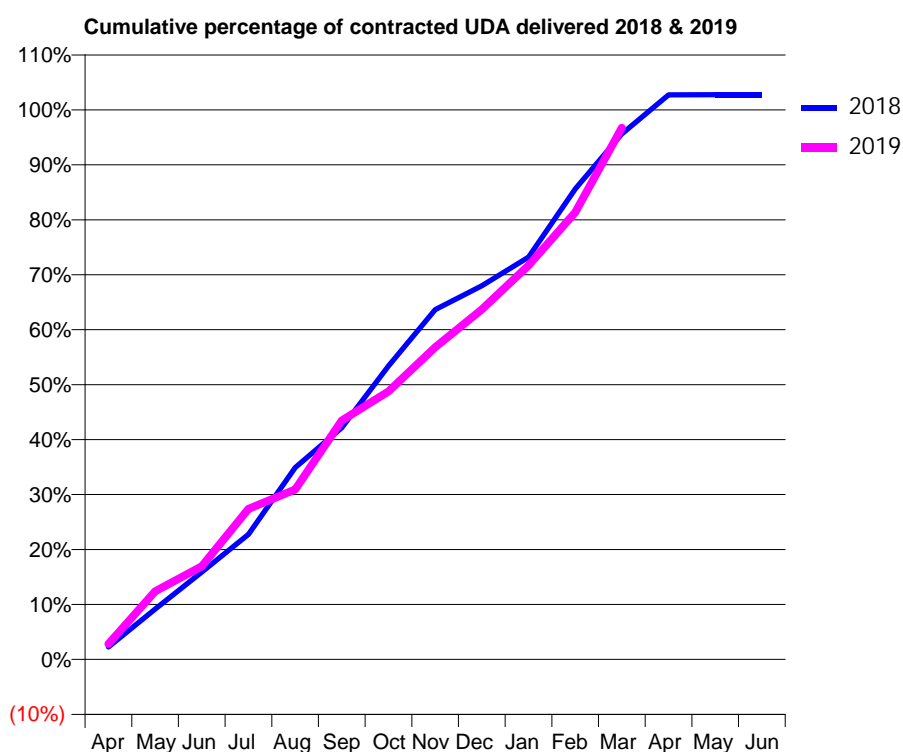
18/19 Contracted general activity (UDA)	3,816
Carry forward general activity (UDA)	-76
18/19 Contracted orthodontic activity (UOA)	0
Carry forward orthodontic activity (UOA)	0
Baseline contract value	£224,170.68

ACCESS*

Patients seen in 24 months	Total	Change since previous quarter
Quarter ending March 2018	1,964	
Quarter ending June 2018	1,921	↓
Quarter ending September 2018	1,872	↓
Quarter ending December 2018	1,836	↓
Quarter ending March 2019	1,880	↑
Variance since March 2018	(4.3%)	↓



ACTIVITY



Month	2018	2019
April	87	108
May	349	472
June	606	646
July	869	1,045
August	1,332	1,180
September	1,609	1,659
October	2,038	1,861
November	2,429	2,167
December	2,594	2,430
January	2,794	2,735
February	3,266	3,104
March	3,649	3,692
April	3,921	
May	3,922	
June	3,922	

QUALITY

	Quantity	Base Number	Contract	AT	Region	England
% of FP17s for the same patient ID Re-attending within 3 months - Children	0	2	0.0%	9.4%	11.3%	11.8%
% of FP17s for the same patient ID Re-attending within 3 months - Adults	266	1,778	15.0%	14.0%	15.4%	15.7%
% of FP17s for the same patient ID Re-attending between 3 & 9 months - Children	0	2	0.0%	60.1%	61.3%	58.9%
% of FP17s for the same patient ID Re-attending between 3 & 9 months - Adults	495	1,778	27.8%	50.5%	52.1%	50.8%
% of FP17s for Band 1 Urgent Courses	340	1,694	20.1%	10.1%	9.5%	9.1%
% of FP17s Relating to Free Repair or Replacements	3	1,694	0.2%	0.9%	0.6%	0.8%
% of FP17s Relating to Continuations	12	1,694	0.7%	1.0%	0.8%	0.9%
% of Patients satisfied with the dentistry they have received	2	3	N/A	93.2%	92.4%	92.5%
% of Patients satisfied with the time they had to wait for an appointment	2	3	N/A	84.5%	86.3%	87.0%

* This is based on patients treated on this contract for their most recent course of treatment. Figures in italics indicate the base number of FP17s or Patient Questionnaire responses are less than 100. N/A is shown where the base number of responses is less than 10 during the period. % is calculated as Quantity/Base number*100

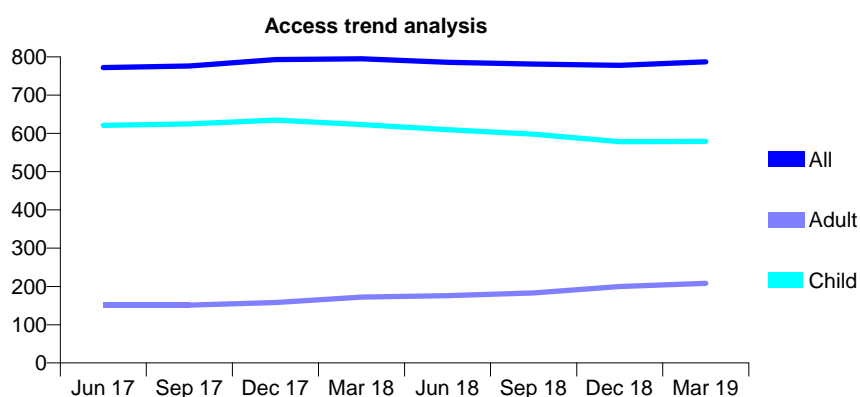
Q66 - Vital Signs At a Glance Contract Report for 177091/0001 - March 2019

Name or company name	Highland Dental Care Ltd
Contract type name	GDS Contract
Purpose of contract	General
Contract start date	01/08/2007
Contract end date	

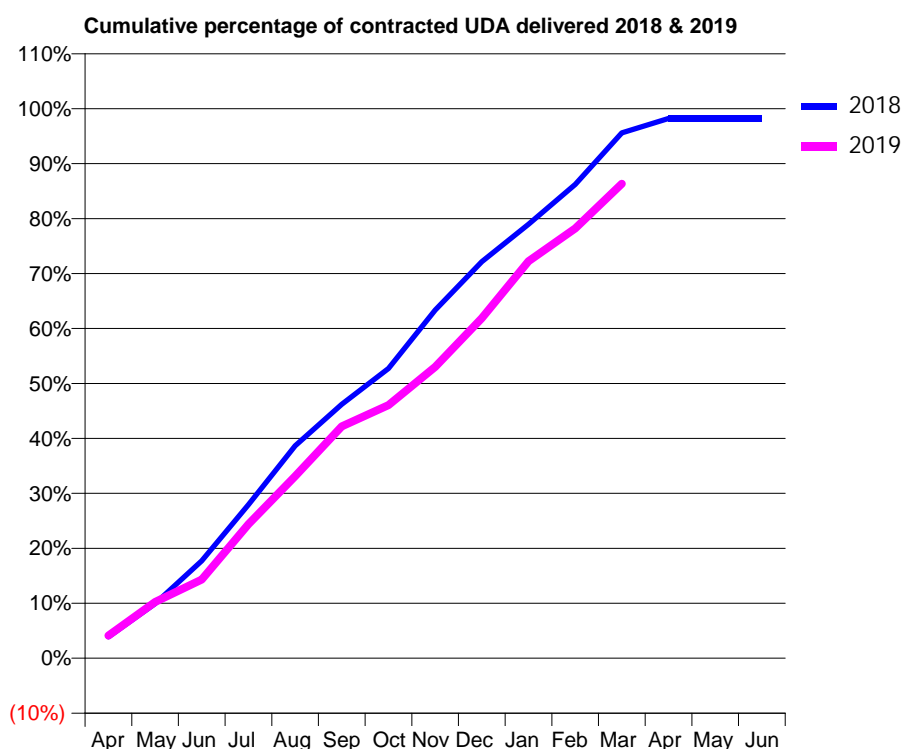
18/19 Contracted general activity (UDA)	1,537
Carry forward general activity (UDA)	27
18/19 Contracted orthodontic activity (UOA)	0
Carry forward orthodontic activity (UOA)	0
Baseline contract value	£38,272.39

ACCESS*

Patients seen in 24 months	Total	Change since previous quarter
Quarter ending March 2018	795	
Quarter ending June 2018	786	↓
Quarter ending September 2018	781	→
Quarter ending December 2018	778	→
Quarter ending March 2019	787	→
Variance since March 2018	(1.0%)	↓



ACTIVITY



Month	2018	2019
April	60	63
May	153	157
June	272	220
July	429	375
August	594	509
September	710	648
October	810	708
November	974	815
December	1,109	951
January	1,214	1,110
February	1,325	1,202
March	1,469	1,327
April	1,510	
May	1,510	
June	1,510	

QUALITY

	Quantity	Base Number	Contract	AT	Region	England
% of FP17s for the same patient ID Re-attending within 3 months - Children	69	926	7.5%	9.4%	11.3%	11.8%
% of FP17s for the same patient ID Re-attending within 3 months - Adults	9	140	6.4%	14.0%	15.4%	15.7%
% of FP17s for the same patient ID Re-attending between 3 & 9 months - Children	567	926	61.2%	60.1%	61.3%	58.9%
% of FP17s for the same patient ID Re-attending between 3 & 9 months - Adults	55	140	39.3%	50.5%	52.1%	50.8%
% of FP17s for Band 1 Urgent Courses	14	1,037	1.4%	10.1%	9.5%	9.1%
% of FP17s Relating to Free Repair or Replacements	0	1,037	0.0%	0.9%	0.6%	0.8%
% of FP17s Relating to Continuations	1	1,037	0.1%	1.0%	0.8%	0.9%
% of Patients satisfied with the dentistry they have received	2	2	N/A	93.2%	92.4%	92.5%
% of Patients satisfied with the time they had to wait for an appointment	2	2	N/A	84.5%	86.3%	87.0%

* This is based on patients treated on this contract for their most recent course of treatment.

Figures in italics indicate the base number of FP17s or Patient Questionnaire responses are less than 100. N/A is shown where the base number of responses is less than 10 during the period. % is calculated as Quantity/Base number*100

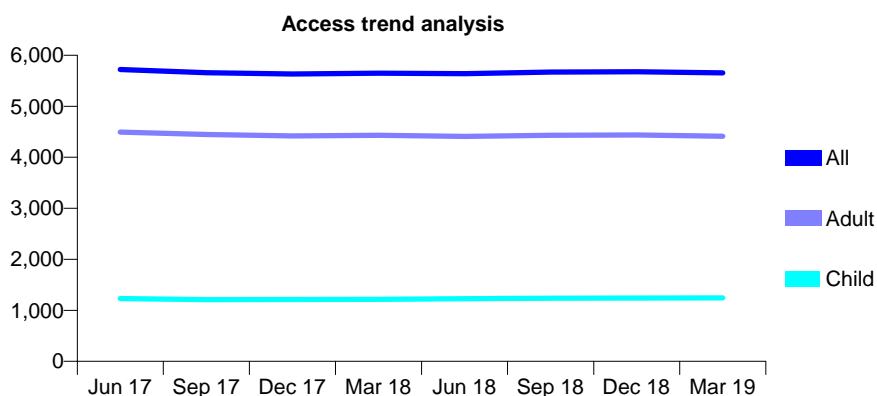
Q66 - Vital Signs At a Glance Contract Report for 178500/0001 - March 2019

Name or company name	Addy Dental Care Ltd
Contract type name	GDS Contract
Purpose of contract	General
Contract start date	01/05/2008
Contract end date	

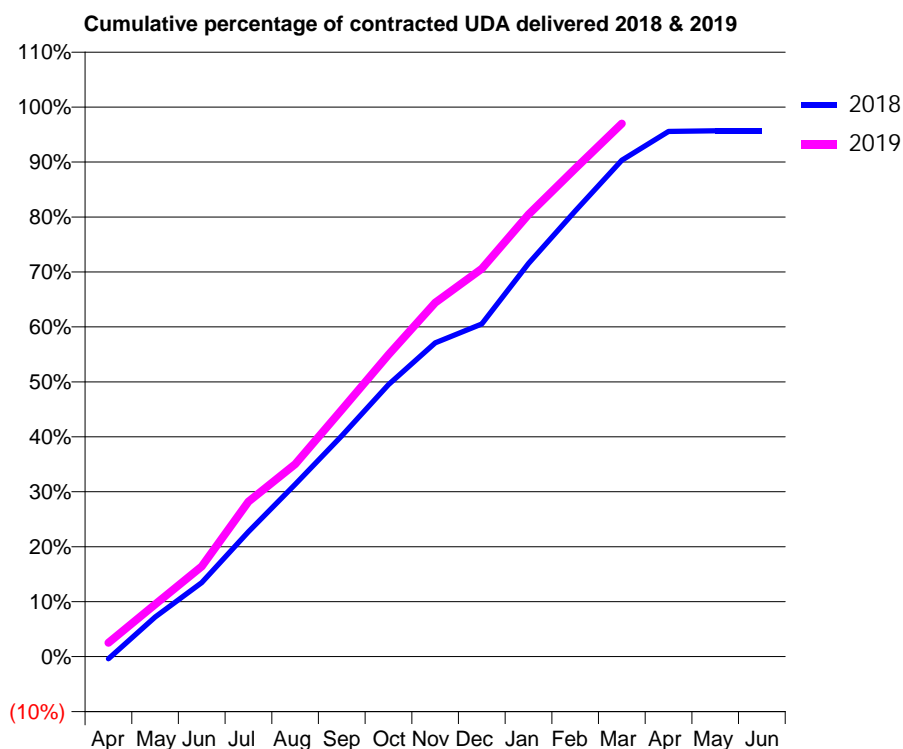
18/19 Contracted general activity (UDA)	17,018
Carry forward general activity (UDA)	0
18/19 Contracted orthodontic activity (UOA)	0
Carry forward orthodontic activity (UOA)	0
Baseline contract value	£508,969.12

ACCESS*

Patients seen in 24 months	Total	Change since previous quarter
Quarter ending March 2018	5,649	
Quarter ending June 2018	5,637	→
Quarter ending September 2018	5,671	→
Quarter ending December 2018	5,677	→
Quarter ending March 2019	5,656	→
Variance since March 2018	0.1%	→



ACTIVITY



Month	Adjusted Scheduled Activity (UDA)	
	2018	2019
April	-72	430
May	1,228	1,619
June	2,295	2,793
July	3,867	4,800
August	5,339	5,963
September	6,837	7,646
October	8,422	9,347
November	9,716	10,963
December	10,302	12,009
January	12,173	13,691
February	13,800	15,113
March	15,370	16,504
April	16,267	
May	16,282	
June	16,282	

QUALITY

	Quantity	Base Number	Contract	AT	Region	England
% of FP17s for the same patient ID Re-attending within 3 months - Children	177	1,957	9.0%	9.4%	11.3%	11.8%
% of FP17s for the same patient ID Re-attending within 3 months - Adults	942	6,336	14.9%	14.0%	15.4%	15.7%
% of FP17s for the same patient ID Re-attending between 3 & 9 months - Children	1,156	1,957	59.1%	60.1%	61.3%	58.9%
% of FP17s for the same patient ID Re-attending between 3 & 9 months - Adults	3,331	6,336	52.6%	50.5%	52.1%	50.8%
% of FP17s for Band 1 Urgent Courses	601	7,953	7.6%	10.1%	9.5%	9.1%
% of FP17s Relating to Free Repair or Replacements	102	7,953	1.3%	0.9%	0.6%	0.8%
% of FP17s Relating to Continuations	124	7,953	1.6%	1.0%	0.8%	0.9%
% of Patients satisfied with the dentistry they have received	6	6	N/A	93.2%	92.4%	92.5%
% of Patients satisfied with the time they had to wait for an appointment	6	6	N/A	84.5%	86.3%	87.0%

* This is based on patients treated on this contract for their most recent course of treatment. Figures in italics indicate the base number of FP17s or Patient Questionnaire responses are less than 100. N/A is shown where the base number of responses is less than 10 during the period. % is calculated as Quantity/Base number*100

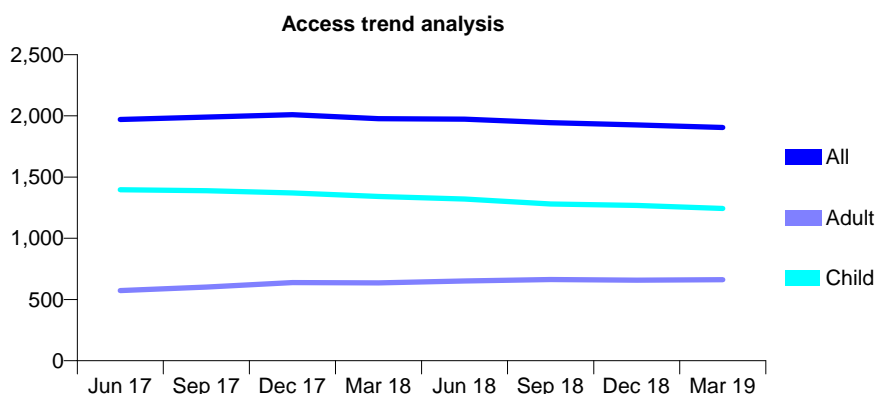
Q66 - Vital Signs At a Glance Contract Report for 178926/0001 - March 2019

Name or company name	Madford Lane Partnership
Contract type name	GDS Contract
Purpose of contract	General
Contract start date	01/12/2015
Contract end date	

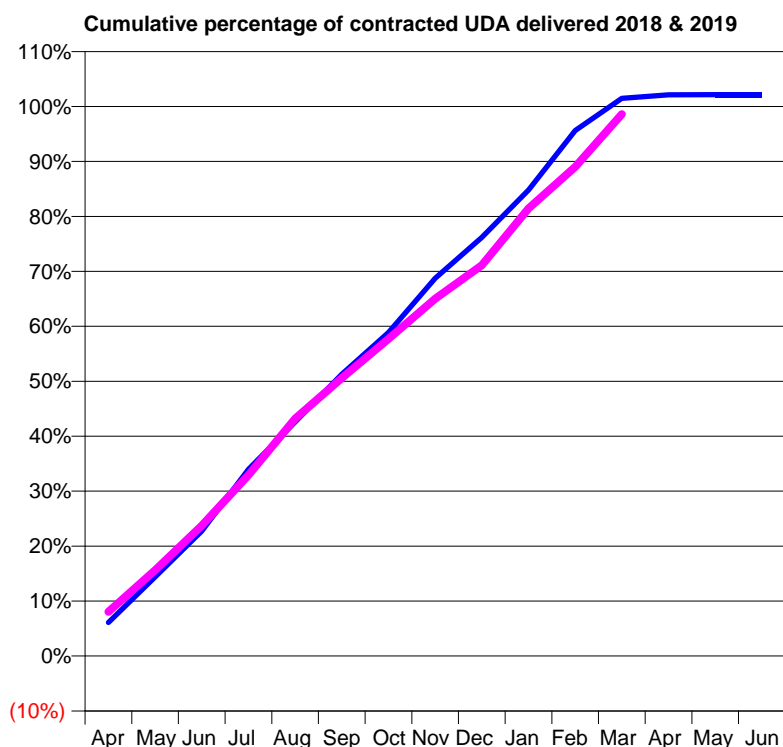
18/19 Contracted general activity (UDA)	4,250
Carry forward general activity (UDA)	-85
18/19 Contracted orthodontic activity (UOA)	0
Carry forward orthodontic activity (UOA)	0
Baseline contract value	£110,123.22

ACCESS*

Patients seen in 24 months	Total	Change since previous quarter
Quarter ending March 2018	1,978	
Quarter ending June 2018	1,973	→
Quarter ending September 2018	1,945	↓
Quarter ending December 2018	1,927	→
Quarter ending March 2019	1,905	↓
Variance since March 2018	(3.7%)	↓



ACTIVITY



Month	Adjusted Scheduled Activity (UDA)	
	2018	2019
April	259	342
May	612	664
June	966	1,008
July	1,444	1,399
August	1,810	1,836
September	2,179	2,148
October	2,502	2,452
November	2,921	2,763
December	3,237	3,023
January	3,603	3,460
February	4,064	3,782
March	4,312	4,189
April	4,341	
May	4,342	
June	4,342	

QUALITY

	Quantity	Base Number	Contract	AT	Region	England
% of FP17s for the same patient ID Re-attending within 3 months - Children	88	2,287	3.8%	9.4%	11.3%	11.8%
% of FP17s for the same patient ID Re-attending within 3 months - Adults	58	839	6.9%	14.0%	15.4%	15.7%
% of FP17s for the same patient ID Re-attending between 3 & 9 months - Children	1,853	2,287	81.0%	60.1%	61.3%	58.9%
% of FP17s for the same patient ID Re-attending between 3 & 9 months - Adults	583	839	69.5%	50.5%	52.1%	50.8%
% of FP17s for Band 1 Urgent Courses	92	3,104	3.0%	10.1%	9.5%	9.1%
% of FP17s Relating to Free Repair or Replacements	0	3,104	0.0%	0.9%	0.6%	0.8%
% of FP17s Relating to Continuations	2	3,104	0.1%	1.0%	0.8%	0.9%
% of Patients satisfied with the dentistry they have received	1	1	N/A	93.2%	92.4%	92.5%
% of Patients satisfied with the time they had to wait for an appointment	1	1	N/A	84.5%	86.3%	87.0%

* This is based on patients treated on this contract for their most recent course of treatment. Figures in italics indicate the base number of FP17s or Patient Questionnaire responses are less than 100. N/A is shown where the base number of responses is less than 10 during the period. % is calculated as Quantity/Base number*100

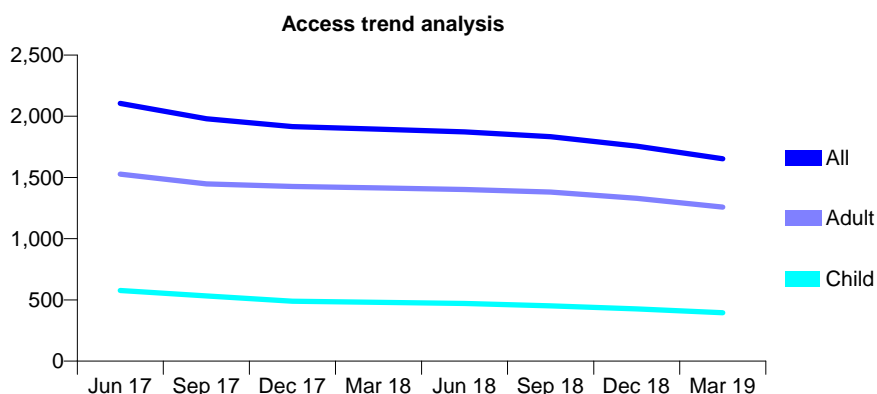
Q66 - Vital Signs At a Glance Contract Report for 179639/0001 - March 2019

Name or company name	Meneage Dental Care Limited
Contract type name	GDS Contract
Purpose of contract	General
Contract start date	31/03/2012
Contract end date	31/03/2019

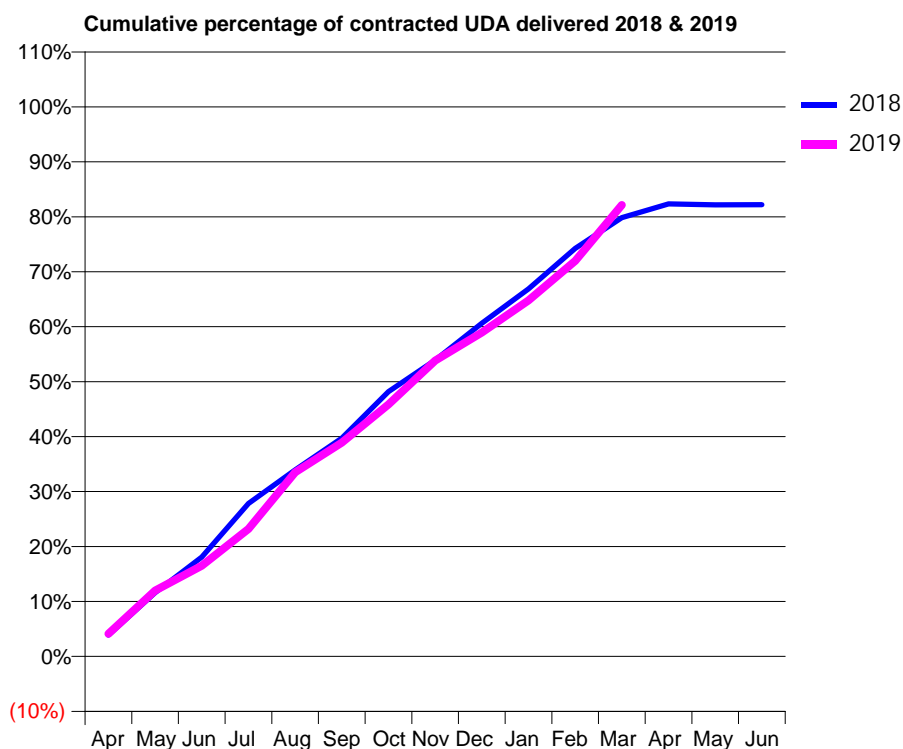
18/19 Contracted general activity (UDA)	7,912
Carry forward general activity (UDA)	0
18/19 Contracted orthodontic activity (UOA)	0
Carry forward orthodontic activity (UOA)	0
Baseline contract value	£211,054.09

ACCESS*

Patients seen in 24 months	Total	Change since previous quarter
Quarter ending March 2018	1,895	
Quarter ending June 2018	1,872	↓
Quarter ending September 2018	1,833	↓
Quarter ending December 2018	1,756	↓
Quarter ending March 2019	1,653	↓
Variance since March 2018	(12.8%)	↓



ACTIVITY



Month	Adjusted Scheduled Activity (UDA)	
	2018	2019
April	308	326
May	920	947
June	1,429	1,307
July	2,201	1,834
August	2,686	2,651
September	3,142	3,077
October	3,811	3,628
November	4,268	4,260
December	4,797	4,662
January	5,293	5,125
February	5,874	5,695
March	6,319	6,499
April	6,516	
May	6,501	
June	6,504	

QUALITY

	Quantity	Base Number	Contract	AT	Region	England
% of FP17s for the same patient ID Re-attending within 3 months - Children	53	762	7.0%	9.4%	11.3%	11.8%
% of FP17s for the same patient ID Re-attending within 3 months - Adults	186	1,904	9.8%	14.0%	15.4%	15.7%
% of FP17s for the same patient ID Re-attending between 3 & 9 months - Children	588	762	77.2%	60.1%	61.3%	58.9%
% of FP17s for the same patient ID Re-attending between 3 & 9 months - Adults	1,260	1,904	66.2%	50.5%	52.1%	50.8%
% of FP17s for Band 1 Urgent Courses	58	2,561	2.3%	10.1%	9.5%	9.1%
% of FP17s Relating to Free Repair or Replacements	40	2,561	1.6%	0.9%	0.6%	0.8%
% of FP17s Relating to Continuations	1	2,561	0.0%	1.0%	0.8%	0.9%
% of Patients satisfied with the dentistry they have received	3	3	N/A	93.2%	92.4%	92.5%
% of Patients satisfied with the time they had to wait for an appointment	3	3	N/A	84.5%	86.3%	87.0%

* This is based on patients treated on this contract for their most recent course of treatment. Figures in italics indicate the base number of FP17s or Patient Questionnaire responses are less than 100. N/A is shown where the base number of responses is less than 10 during the period. % is calculated as Quantity/Base number*100

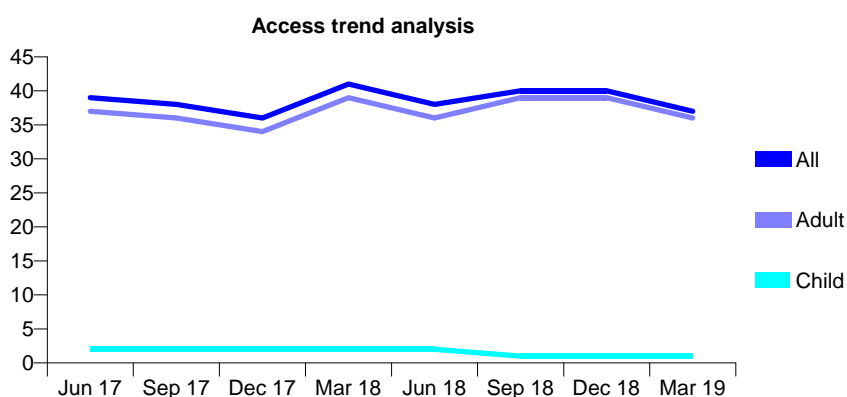
Q66 - Vital Signs At a Glance Contract Report for 179639/0002 - March 2019

Name or company name	Meneage Dental Care Limited
Contract type name	PDS Contract
Purpose of contract	General
Contract start date	31/03/2012
Contract end date	31/03/2019

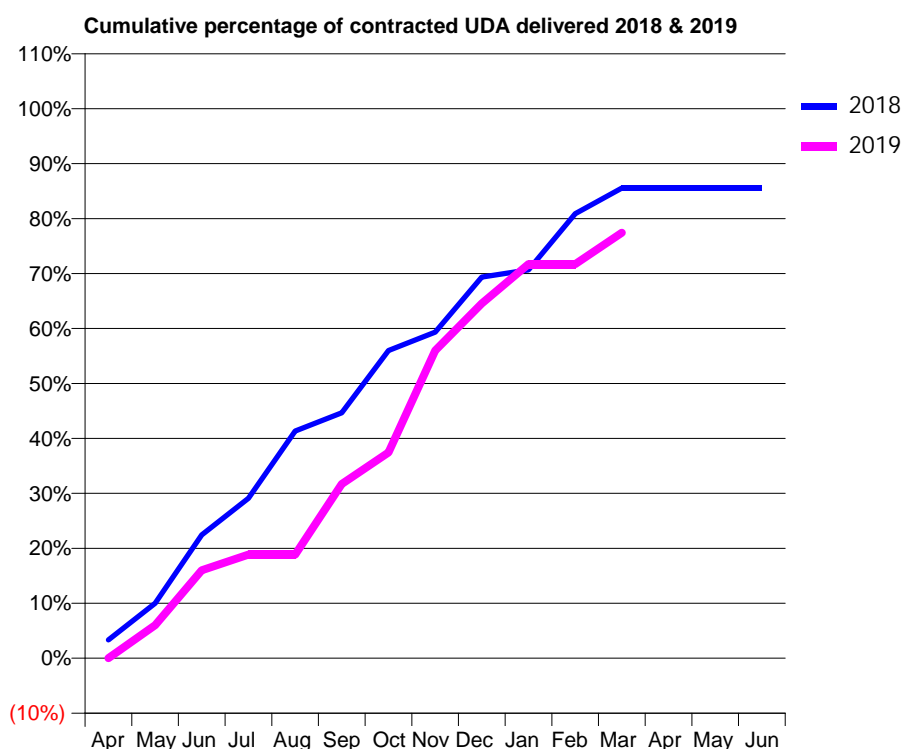
18/19 Contracted general activity (UDA)	70
Carry forward general activity (UDA)	0
18/19 Contracted orthodontic activity (UOA)	0
Carry forward orthodontic activity (UOA)	0
Baseline contract value	£4,141.43

ACCESS*

Patients seen in 24 months	Total	Change since previous quarter
Quarter ending March 2018	41	
Quarter ending June 2018	38	↓
Quarter ending September 2018	40	↑
Quarter ending December 2018	40	→
Quarter ending March 2019	37	↓
Variance since March 2018	(9.8%)	↓



ACTIVITY



Month	Adjusted Scheduled Activity (UDA)	
	2018	2019
April	3	0
May	9	4
June	20	11
July	26	13
August	37	13
September	40	22
October	50	26
November	53	39
December	62	45
January	64	50
February	73	50
March	77	54
April	77	
May	77	
June	77	

QUALITY

	Quantity	Base Number	Contract	AT	Region	England
% of FP17s for the same patient ID Re-attending within 3 months - Children	0	0	N/A	9.4%	11.3%	11.8%
% of FP17s for the same patient ID Re-attending within 3 months - Adults	6	39	15.4%	14.0%	15.4%	15.7%
% of FP17s for the same patient ID Re-attending between 3 & 9 months - Children	0	0	N/A	60.1%	61.3%	58.9%
% of FP17s for the same patient ID Re-attending between 3 & 9 months - Adults	22	39	56.4%	50.5%	52.1%	50.8%
% of FP17s for Band 1 Urgent Courses	1	39	2.6%	10.1%	9.5%	9.1%
% of FP17s Relating to Free Repair or Replacements	0	39	0.0%	0.9%	0.6%	0.8%
% of FP17s Relating to Continuations	0	39	0.0%	1.0%	0.8%	0.9%
% of Patients satisfied with the dentistry they have received	0	0	N/A	93.2%	92.4%	92.5%
% of Patients satisfied with the time they had to wait for an appointment	0	0	N/A	84.5%	86.3%	87.0%

* This is based on patients treated on this contract for their most recent course of treatment.

Figures in italics indicate the base number of FP17s or Patient Questionnaire responses are less than 100. N/A is shown where the base number of responses is less than 10 during the period. % is calculated as Quantity/Base number*100

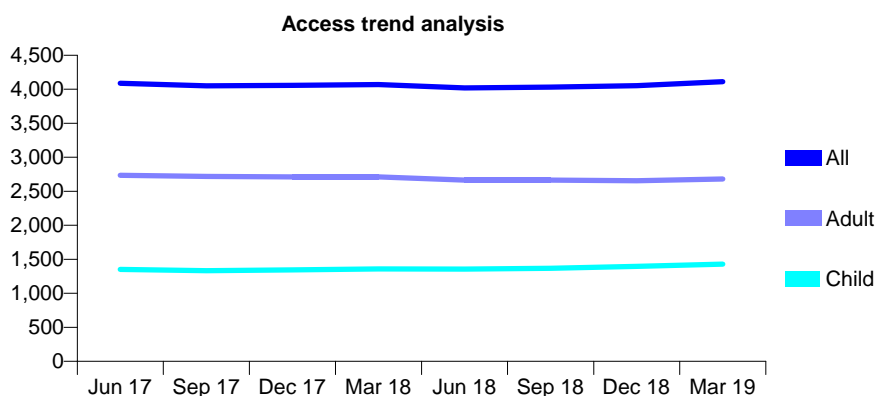
Q66 - Vital Signs At a Glance Contract Report for 180238/0001 - March 2019

Name or company name	Courtenay Dental Ltd
Contract type name	GDS Contract
Purpose of contract	General
Contract start date	01/04/2013
Contract end date	

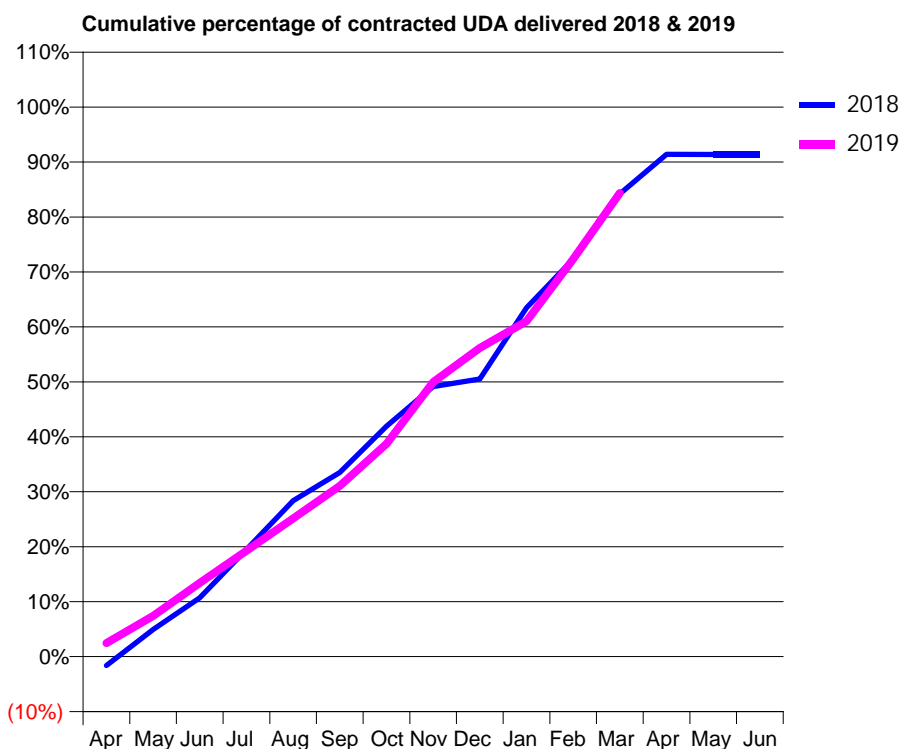
18/19 Contracted general activity (UDA)	12,006
Carry forward general activity (UDA)	0
18/19 Contracted orthodontic activity (UOA)	0
Carry forward orthodontic activity (UOA)	0
Baseline contract value	£268,456.16

ACCESS*

Patients seen in 24 months	Total	Change since previous quarter
Quarter ending March 2018	4,070	
Quarter ending June 2018	4,021	↓
Quarter ending September 2018	4,032	→
Quarter ending December 2018	4,053	→
Quarter ending March 2019	4,111	→
Variance since March 2018	1.0%	→



ACTIVITY



Month	Adjusted Scheduled Activity (UDA)	
	2018	2019
April	-198	296
May	594	889
June	1,287	1,609
July	2,340	2,315
August	3,407	3,020
September	4,021	3,731
October	5,034	4,650
November	5,900	5,997
December	6,065	6,744
January	7,621	7,326
February	8,682	8,687
March	10,110	10,129
April	10,973	
May	10,972	
June	10,972	

QUALITY

	Quantity	Base Number	Contract	AT	Region	England
% of FP17s for the same patient ID Re-attending within 3 months - Children	197	2,449	8.0%	9.4%	11.3%	11.8%
% of FP17s for the same patient ID Re-attending within 3 months - Adults	433	3,882	11.2%	14.0%	15.4%	15.7%
% of FP17s for the same patient ID Re-attending between 3 & 9 months - Children	1,548	2,449	63.2%	60.1%	61.3%	58.9%
% of FP17s for the same patient ID Re-attending between 3 & 9 months - Adults	2,310	3,882	59.5%	50.5%	52.1%	50.8%
% of FP17s for Band 1 Urgent Courses	356	5,904	6.0%	10.1%	9.5%	9.1%
% of FP17s Relating to Free Repair or Replacements	22	5,904	0.4%	0.9%	0.6%	0.8%
% of FP17s Relating to Continuations	47	5,904	0.8%	1.0%	0.8%	0.9%
% of Patients satisfied with the dentistry they have received	6	6	N/A	93.2%	92.4%	92.5%
% of Patients satisfied with the time they had to wait for an appointment	6	6	N/A	84.5%	86.3%	87.0%

* This is based on patients treated on this contract for their most recent course of treatment. Figures in italics indicate the base number of FP17s or Patient Questionnaire responses are less than 100. N/A is shown where the base number of responses is less than 10 during the period. % is calculated as Quantity/Base number*100

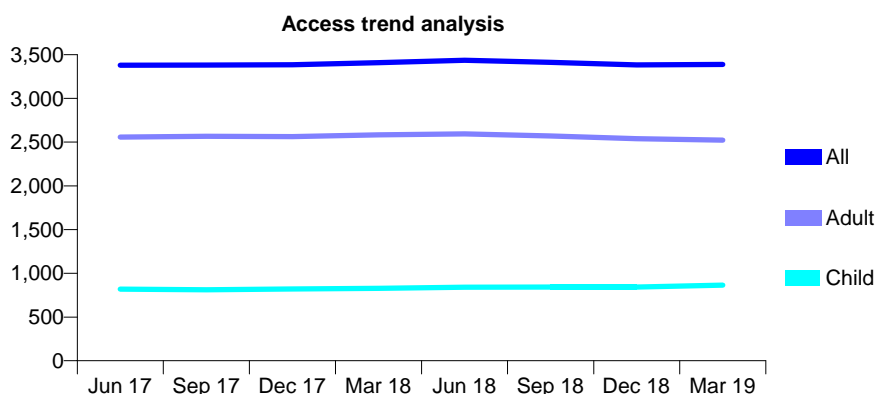
Q66 - Vital Signs At a Glance Contract Report for 181781/0001 - March 2019

Name or company name	Matford Dental Clinic Limited
Contract type name	GDS Contract
Purpose of contract	General
Contract start date	01/02/2010
Contract end date	

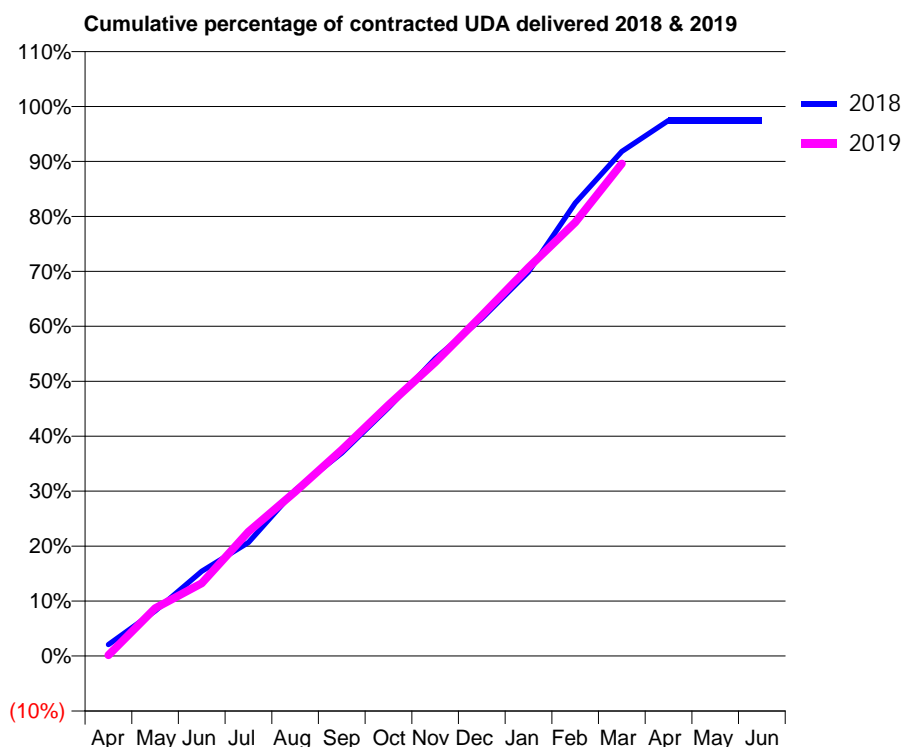
18/19 Contracted general activity (UDA)	10,500
Carry forward general activity (UDA)	267
18/19 Contracted orthodontic activity (UOA)	0
Carry forward orthodontic activity (UOA)	0
Baseline contract value	£339,435.31

ACCESS*

Patients seen in 24 months	Total	Change since previous quarter
Quarter ending March 2018	3,409	
Quarter ending June 2018	3,435	→
Quarter ending September 2018	3,413	→
Quarter ending December 2018	3,383	→
Quarter ending March 2019	3,388	→
Variance since March 2018	(0.6%)	→



ACTIVITY



Month	Adjusted Scheduled Activity (UDA)	
	2018	2019
April	217	15
May	861	913
June	1,619	1,391
July	2,171	2,375
August	3,169	3,137
September	3,879	3,941
October	4,744	4,797
November	5,684	5,611
December	6,448	6,506
January	7,339	7,424
February	8,653	8,286
March	9,640	9,406
April	10,231	
May	10,232	
June	10,233	

QUALITY

	Quantity	Base Number	Contract	AT	Region	England
% of FP17s for the same patient ID Re-attending within 3 months - Children	96	1,454	6.6%	9.4%	11.3%	11.8%
% of FP17s for the same patient ID Re-attending within 3 months - Adults	721	4,430	16.3%	14.0%	15.4%	15.7%
% of FP17s for the same patient ID Re-attending between 3 & 9 months - Children	990	1,454	68.1%	60.1%	61.3%	58.9%
% of FP17s for the same patient ID Re-attending between 3 & 9 months - Adults	2,947	4,430	66.5%	50.5%	52.1%	50.8%
% of FP17s for Band 1 Urgent Courses	223	4,912	4.5%	10.1%	9.5%	9.1%
% of FP17s Relating to Free Repair or Replacements	69	4,912	1.4%	0.9%	0.6%	0.8%
% of FP17s Relating to Continuations	52	4,912	1.1%	1.0%	0.8%	0.9%
% of Patients satisfied with the dentistry they have received	1	1	N/A	93.2%	92.4%	92.5%
% of Patients satisfied with the time they had to wait for an appointment	1	1	N/A	84.5%	86.3%	87.0%

* This is based on patients treated on this contract for their most recent course of treatment. Figures in italics indicate the base number of FP17s or Patient Questionnaire responses are less than 100. N/A is shown where the base number of responses is less than 10 during the period. % is calculated as Quantity/Base number*100

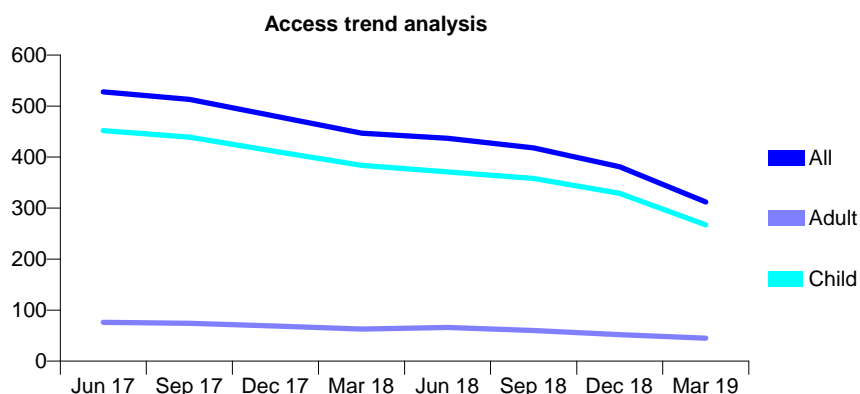
Q66 - Vital Signs At a Glance Contract Report for 185981/0001 - March 2019

Name or company name	Clark House Dental Surgeries Limited
Contract type name	GDS Contract
Purpose of contract	General
Contract start date	01/03/2012
Contract end date	31/08/2018

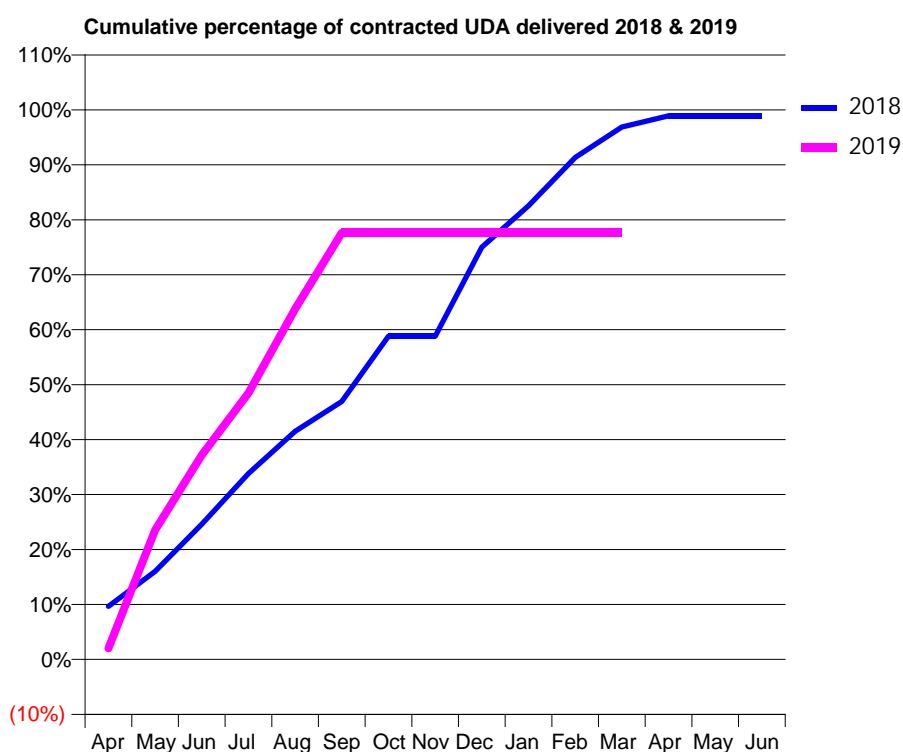
18/19 Contracted general activity (UDA)	354
Carry forward general activity (UDA)	9
18/19 Contracted orthodontic activity (UOA)	0
Carry forward orthodontic activity (UOA)	0
Baseline contract value	£8,366.85

ACCESS*

Patients seen in 24 months	Total	Change since previous quarter
Quarter ending March 2018	447	
Quarter ending June 2018	437	↓
Quarter ending September 2018	418	↓
Quarter ending December 2018	381	↓
Quarter ending March 2019	312	↓
Variance since March 2018	(30.2%)	↓



ACTIVITY



Month	Adjusted Scheduled Activity (UDA)	
	2018	2019
April	82	7
May	136	83
June	209	132
July	287	172
August	353	226
September	399	275
October	500	275
November	500	275
December	637	275
January	702	275
February	776	275
March	824	275
April	841	
May	841	
June	841	

QUALITY

	Quantity	Base Number	Contract	AT	Region	England
% of FP17s for the same patient ID Re-attending within 3 months - Children	6	238	2.5%	9.4%	11.3%	11.8%
% of FP17s for the same patient ID Re-attending within 3 months - Adults	0	0	N/A	14.0%	15.4%	15.7%
% of FP17s for the same patient ID Re-attending between 3 & 9 months - Children	169	238	71.0%	60.1%	61.3%	58.9%
% of FP17s for the same patient ID Re-attending between 3 & 9 months - Adults	0	0	N/A	50.5%	52.1%	50.8%
% of FP17s for Band 1 Urgent Courses	4	223	1.8%	10.1%	9.5%	9.1%
% of FP17s Relating to Free Repair or Replacements	0	223	0.0%	0.9%	0.6%	0.8%
% of FP17s Relating to Continuations	1	223	0.4%	1.0%	0.8%	0.9%
% of Patients satisfied with the dentistry they have received	0	0	N/A	93.2%	92.4%	92.5%
% of Patients satisfied with the time they had to wait for an appointment	0	0	N/A	84.5%	86.3%	87.0%

* This is based on patients treated on this contract for their most recent course of treatment. Figures in italics indicate the base number of FP17s or Patient Questionnaire responses are less than 100. N/A is shown where the base number of responses is less than 10 during the period. % is calculated as Quantity/Base number*100

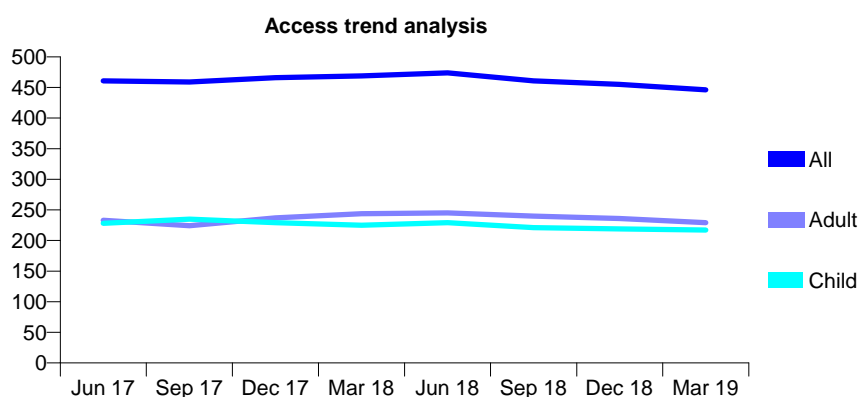
Q66 - Vital Signs At a Glance Contract Report for 186783/0001 - March 2019

Name or company name	The Smile Dispensary
Contract type name	GDS Contract
Purpose of contract	General
Contract start date	01/04/2011
Contract end date	

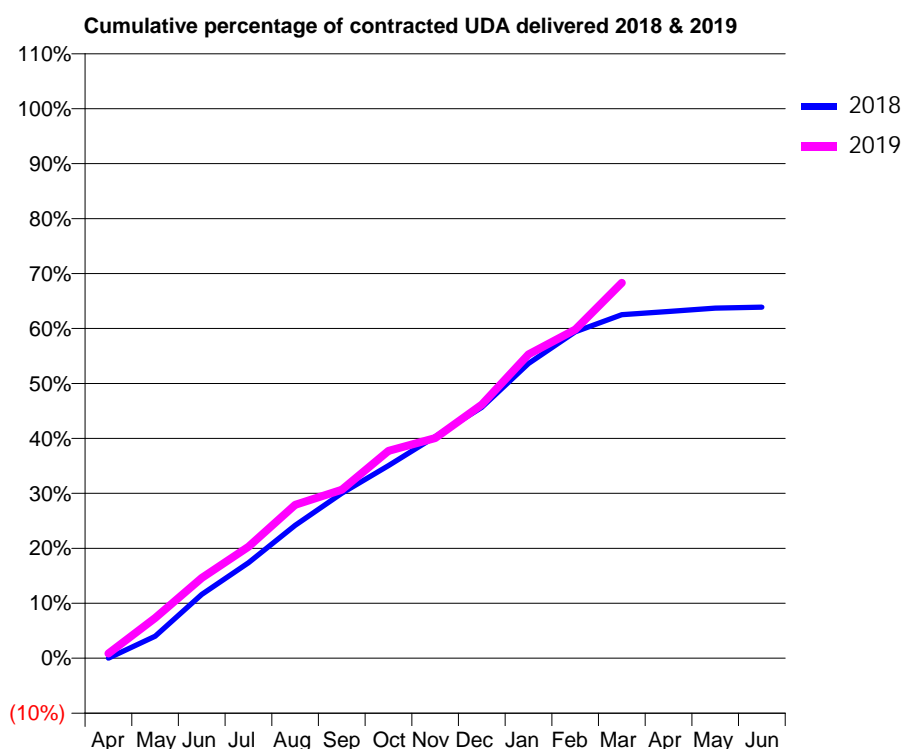
18/19 Contracted general activity (UDA)	1,200
Carry forward general activity (UDA)	0
18/19 Contracted orthodontic activity (UOA)	0
Carry forward orthodontic activity (UOA)	0
Baseline contract value	£27,324.67

ACCESS*

Patients seen in 24 months	Total	Change since previous quarter
Quarter ending March 2018	469	
Quarter ending June 2018	474	→
Quarter ending September 2018	461	↓
Quarter ending December 2018	455	↓
Quarter ending March 2019	446	↓
Variance since March 2018	(4.9%)	↓



ACTIVITY



Month	2018	2019
April	0	10
May	52	88
June	151	175
July	226	243
August	314	335
September	390	368
October	456	453
November	524	481
December	594	554
January	697	664
February	772	718
March	812	820
April	820	
May	828	
June	830	

QUALITY

	Quantity	Base Number	Contract	AT	Region	England
% of FP17s for the same patient ID Re-attending within 3 months - Children	7	372	1.9%	9.4%	11.3%	11.8%
% of FP17s for the same patient ID Re-attending within 3 months - Adults	11	295	3.7%	14.0%	15.4%	15.7%
% of FP17s for the same patient ID Re-attending between 3 & 9 months - Children	259	372	69.6%	60.1%	61.3%	58.9%
% of FP17s for the same patient ID Re-attending between 3 & 9 months - Adults	175	295	59.3%	50.5%	52.1%	50.8%
% of FP17s for Band 1 Urgent Courses	19	647	2.9%	10.1%	9.5%	9.1%
% of FP17s Relating to Free Repair or Replacements	0	647	0.0%	0.9%	0.6%	0.8%
% of FP17s Relating to Continuations	1	647	0.2%	1.0%	0.8%	0.9%
% of Patients satisfied with the dentistry they have received	0	0	N/A	93.2%	92.4%	92.5%
% of Patients satisfied with the time they had to wait for an appointment	0	0	N/A	84.5%	86.3%	87.0%

* This is based on patients treated on this contract for their most recent course of treatment.

Figures in italics indicate the base number of FP17s or Patient Questionnaire responses are less than 100. N/A is shown where the base number of responses is less than 10 during the period. % is calculated as Quantity/Base number*100

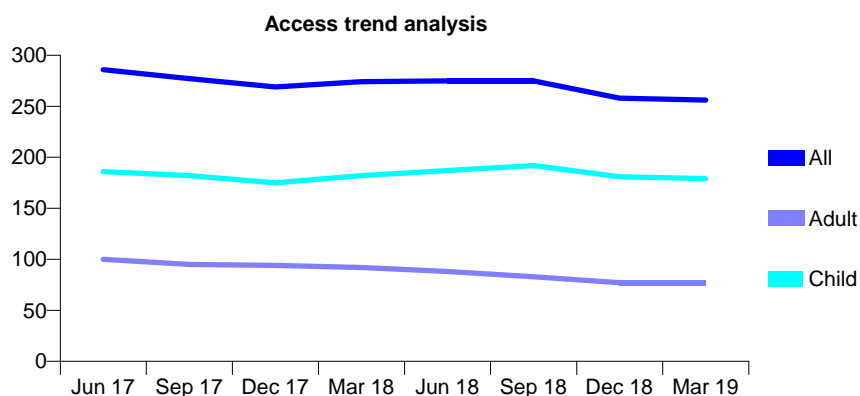
Q66 - Vital Signs At a Glance Contract Report for 187569/0001 - March 2019

Name or company name	Smile for Life Ltd
Contract type name	GDS Contract
Purpose of contract	General
Contract start date	01/01/2007
Contract end date	

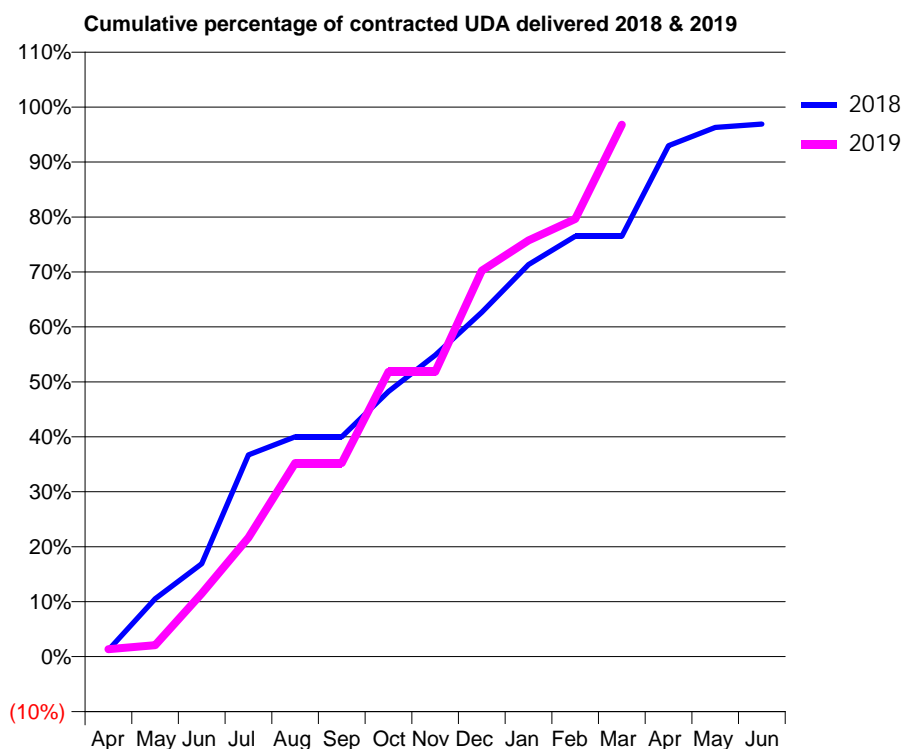
18/19 Contracted general activity (UDA)	435
Carry forward general activity (UDA)	15
18/19 Contracted orthodontic activity (UOA)	0
Carry forward orthodontic activity (UOA)	0
Baseline contract value	£10,577.57

ACCESS*

Patients seen in 24 months	Total	Change since previous quarter
Quarter ending March 2018	274	
Quarter ending June 2018	275	→
Quarter ending September 2018	275	→
Quarter ending December 2018	258	↓
Quarter ending March 2019	256	→
Variance since March 2018	(6.6%)	↓



ACTIVITY



Month	Adjusted Scheduled Activity (UDA)	
	2018	2019
April	6	6
May	51	9
June	82	50
July	178	94
August	194	153
September	194	153
October	234	225
November	266	225
December	304	305
January	346	329
February	371	346
March	371	421
April	451	
May	467	
June	470	

QUALITY

	Quantity	Base Number	Contract	AT	Region	England
% of FP17s for the same patient ID Re-attending within 3 months - Children	17	303	5.6%	9.4%	11.3%	11.8%
% of FP17s for the same patient ID Re-attending within 3 months - Adults	8	87	9.2%	14.0%	15.4%	15.7%
% of FP17s for the same patient ID Re-attending between 3 & 9 months - Children	176	303	58.1%	60.1%	61.3%	58.9%
% of FP17s for the same patient ID Re-attending between 3 & 9 months - Adults	45	87	51.7%	50.5%	52.1%	50.8%
% of FP17s for Band 1 Urgent Courses	5	318	1.6%	10.1%	9.5%	9.1%
% of FP17s Relating to Free Repair or Replacements	0	318	0.0%	0.9%	0.6%	0.8%
% of FP17s Relating to Continuations	0	318	0.0%	1.0%	0.8%	0.9%
% of Patients satisfied with the dentistry they have received	0	0	N/A	93.2%	92.4%	92.5%
% of Patients satisfied with the time they had to wait for an appointment	0	0	N/A	84.5%	86.3%	87.0%

* This is based on patients treated on this contract for their most recent course of treatment. Figures in italics indicate the base number of FP17s or Patient Questionnaire responses are less than 100. N/A is shown where the base number of responses is less than 10 during the period. % is calculated as Quantity/Base number*100

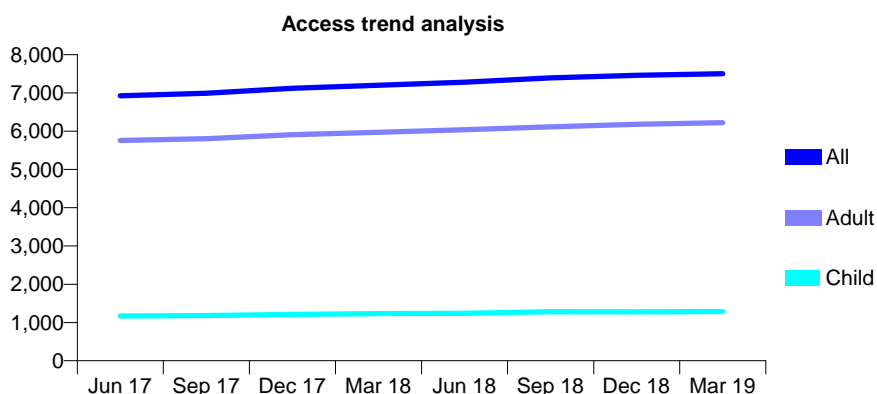
Q66 - Vital Signs At a Glance Contract Report for 189472/0001 - March 2019

Name or company name	St Leonard's Dental Practice Ltd
Contract type name	GDS Contract
Purpose of contract	General
Contract start date	01/08/2009
Contract end date	

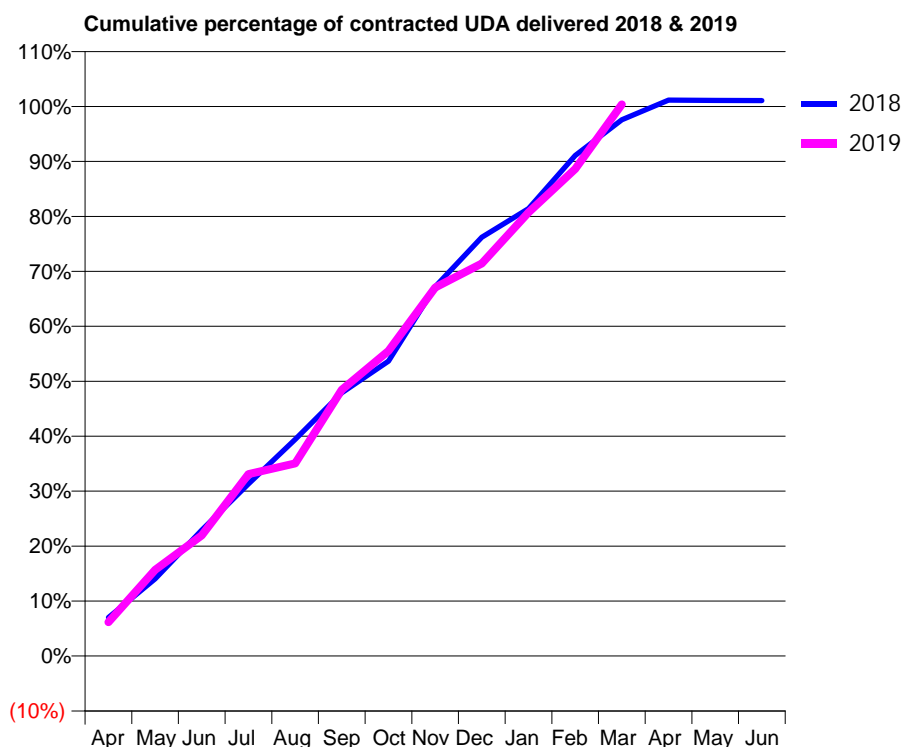
18/19 Contracted general activity (UDA)	23,973
Carry forward general activity (UDA)	-467
18/19 Contracted orthodontic activity (UOA)	0
Carry forward orthodontic activity (UOA)	0
Baseline contract value	£765,452.57

ACCESS*

Patients seen in 24 months	Total	Change since previous quarter
Quarter ending March 2018	7,201	
Quarter ending June 2018	7,280	→
Quarter ending September 2018	7,395	→
Quarter ending December 2018	7,460	→
Quarter ending March 2019	7,503	→
Variance since March 2018	4.2%	↑



ACTIVITY



Month	Adjusted Scheduled Activity (UDA)	
	2018	2019
April	1,677	1,479
May	3,372	3,760
June	5,493	5,263
July	7,508	7,940
August	9,449	8,401
September	11,478	11,615
October	12,865	13,310
November	16,110	16,074
December	18,267	17,126
January	19,514	19,352
February	21,835	21,251
March	23,391	24,056
April	24,252	
May	24,234	
June	24,228	

QUALITY

	Quantity	Base Number	Contract	AT	Region	England
% of FP17s for the same patient ID Re-attending within 3 months - Children	108	2,136	5.1%	9.4%	11.3%	11.8%
% of FP17s for the same patient ID Re-attending within 3 months - Adults	1,747	10,853	16.1%	14.0%	15.4%	15.7%
% of FP17s for the same patient ID Re-attending between 3 & 9 months - Children	1,471	2,136	68.9%	60.1%	61.3%	58.9%
% of FP17s for the same patient ID Re-attending between 3 & 9 months - Adults	6,975	10,853	64.3%	50.5%	52.1%	50.8%
% of FP17s for Band 1 Urgent Courses	1,172	12,519	9.4%	10.1%	9.5%	9.1%
% of FP17s Relating to Free Repair or Replacements	109	12,519	0.9%	0.9%	0.6%	0.8%
% of FP17s Relating to Continuations	78	12,519	0.6%	1.0%	0.8%	0.9%
% of Patients satisfied with the dentistry they have received	7	7	N/A	93.2%	92.4%	92.5%
% of Patients satisfied with the time they had to wait for an appointment	6	7	N/A	84.5%	86.3%	87.0%

* This is based on patients treated on this contract for their most recent course of treatment.

Figures in italics indicate the base number of FP17s or Patient Questionnaire responses are less than 100. N/A is shown where the base number of responses is less than 10 during the period. % is calculated as Quantity/Base number*100

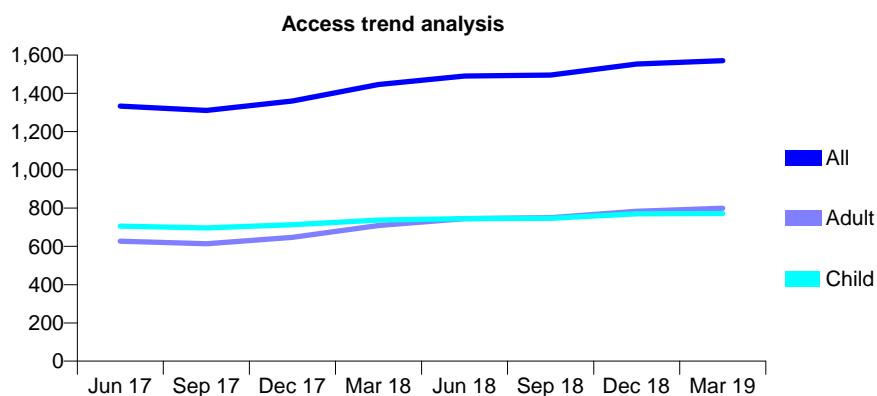
Q66 - Vital Signs At a Glance Contract Report for 189731/0001 - March 2019

Name or company name	Spicer Road Dental Practice Ltd
Contract type name	GDS Contract
Purpose of contract	General
Contract start date	01/01/2013
Contract end date	

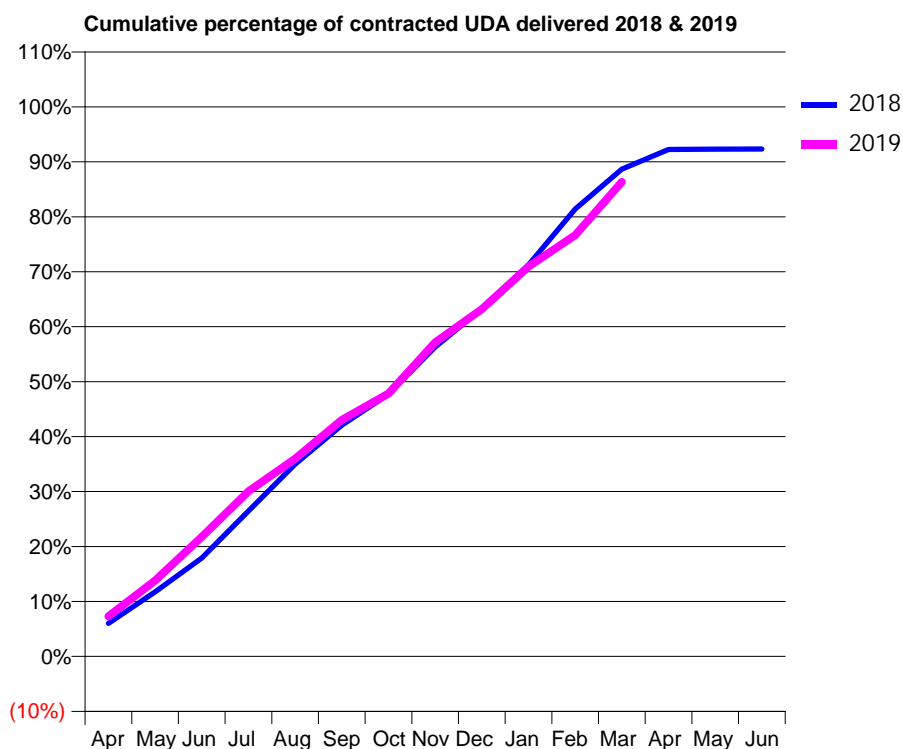
18/19 Contracted general activity (UDA)	4,200
Carry forward general activity (UDA)	0
18/19 Contracted orthodontic activity (UOA)	0
Carry forward orthodontic activity (UOA)	0
Baseline contract value	£103,179.73

ACCESS*

Patients seen in 24 months	Total	Change since previous quarter
Quarter ending March 2018	1,446	
Quarter ending June 2018	1,490	↑
Quarter ending September 2018	1,496	→
Quarter ending December 2018	1,553	↑
Quarter ending March 2019	1,571	→
Variance since March 2018	8.6%	↑



ACTIVITY



Month	2018	2019
April	253	306
May	494	580
June	752	913
July	1,112	1,263
August	1,470	1,511
September	1,767	1,807
October	2,004	2,009
November	2,365	2,401
December	2,656	2,653
January	2,992	2,979
February	3,419	3,220
March	3,724	3,626
April	3,875	
May	3,877	
June	3,878	

QUALITY

	Quantity	Base Number	Contract	AT	Region	England
% of FP17s for the same patient ID Re-attending within 3 months - Children	69	1,249	5.5%	9.4%	11.3%	11.8%
% of FP17s for the same patient ID Re-attending within 3 months - Adults	173	1,130	15.3%	14.0%	15.4%	15.7%
% of FP17s for the same patient ID Re-attending between 3 & 9 months - Children	829	1,249	66.4%	60.1%	61.3%	58.9%
% of FP17s for the same patient ID Re-attending between 3 & 9 months - Adults	646	1,130	57.2%	50.5%	52.1%	50.8%
% of FP17s for Band 1 Urgent Courses	147	2,283	6.4%	10.1%	9.5%	9.1%
% of FP17s Relating to Free Repair or Replacements	10	2,283	0.4%	0.9%	0.6%	0.8%
% of FP17s Relating to Continuations	1	2,283	0.0%	1.0%	0.8%	0.9%
% of Patients satisfied with the dentistry they have received	0	0	N/A	93.2%	92.4%	92.5%
% of Patients satisfied with the time they had to wait for an appointment	0	0	N/A	84.5%	86.3%	87.0%

* This is based on patients treated on this contract for their most recent course of treatment. Figures in italics indicate the base number of FP17s or Patient Questionnaire responses are less than 100. N/A is shown where the base number of responses is less than 10 during the period. % is calculated as Quantity/Base number*100

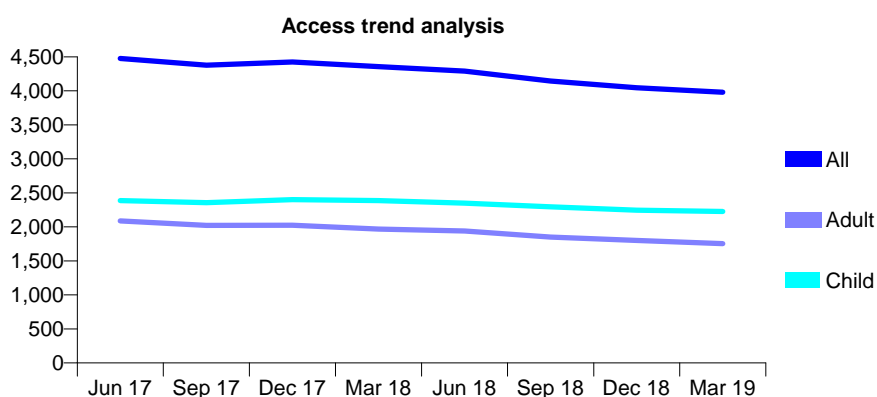
Q66 - Vital Signs At a Glance Contract Report for 191078/0001 - March 2019

Name or company name	Lynbridge House NHS Dental Practice
Contract type name	GDS Contract
Purpose of contract	General
Contract start date	01/04/2006
Contract end date	

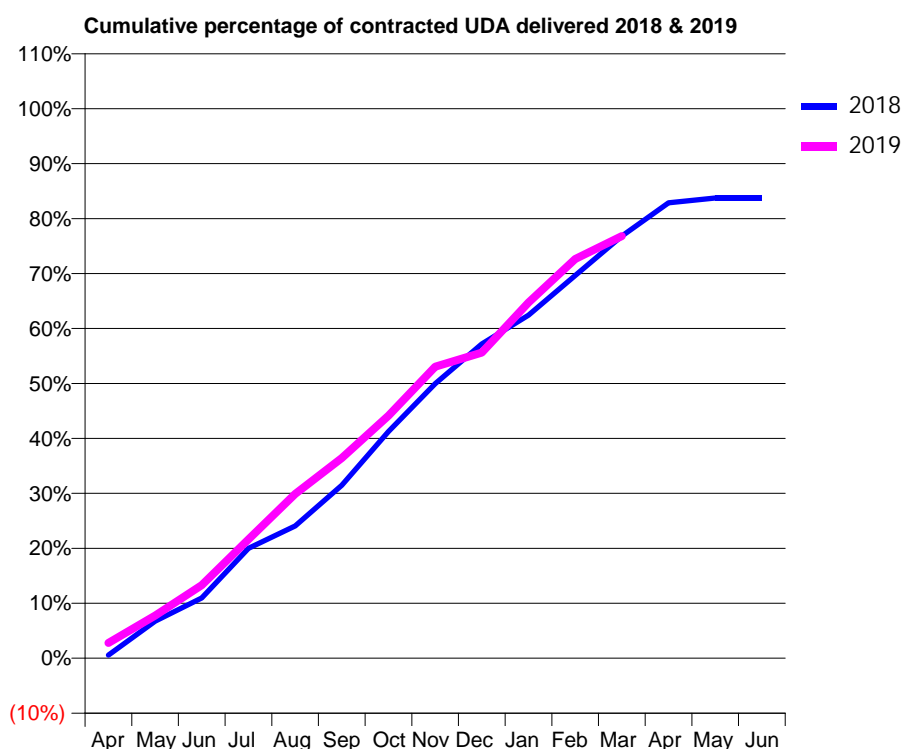
18/19 Contracted general activity (UDA)	12,250
Carry forward general activity (UDA)	0
18/19 Contracted orthodontic activity (UOA)	0
Carry forward orthodontic activity (UOA)	0
Baseline contract value	£297,367.82

ACCESS*

Patients seen in 24 months	Total	Change since previous quarter
Quarter ending March 2018	4,356	
Quarter ending June 2018	4,291	↓
Quarter ending September 2018	4,145	↓
Quarter ending December 2018	4,046	↓
Quarter ending March 2019	3,980	↓
Variance since March 2018	(8.6%)	↓



ACTIVITY



Month	2018	2019
April	70	339
May	829	951
June	1,342	1,630
July	2,452	2,650
August	2,947	3,665
September	3,853	4,462
October	5,056	5,407
November	6,120	6,500
December	7,006	6,811
January	7,647	7,928
February	8,530	8,899
March	9,409	9,410
April	10,150	
May	10,259	
June	10,259	

QUALITY

	Quantity	Base Number	Contract	AT	Region	England
% of FP17s for the same patient ID Re-attending within 3 months - Children	198	2,882	6.9%	9.4%	11.3%	11.8%
% of FP17s for the same patient ID Re-attending within 3 months - Adults	456	2,096	21.8%	14.0%	15.4%	15.7%
% of FP17s for the same patient ID Re-attending between 3 & 9 months - Children	1,316	2,882	45.7%	60.1%	61.3%	58.9%
% of FP17s for the same patient ID Re-attending between 3 & 9 months - Adults	996	2,096	47.5%	50.5%	52.1%	50.8%
% of FP17s for Band 1 Urgent Courses	580	4,630	12.5%	10.1%	9.5%	9.1%
% of FP17s Relating to Free Repair or Replacements	0	4,630	0.0%	0.9%	0.6%	0.8%
% of FP17s Relating to Continuations	17	4,630	0.4%	1.0%	0.8%	0.9%
% of Patients satisfied with the dentistry they have received	1	1	N/A	93.2%	92.4%	92.5%
% of Patients satisfied with the time they had to wait for an appointment	1	1	N/A	84.5%	86.3%	87.0%

* This is based on patients treated on this contract for their most recent course of treatment.

Figures in italics indicate the base number of FP17s or Patient Questionnaire responses are less than 100. N/A is shown where the base number of responses is less than 10 during the period. % is calculated as Quantity/Base number*100

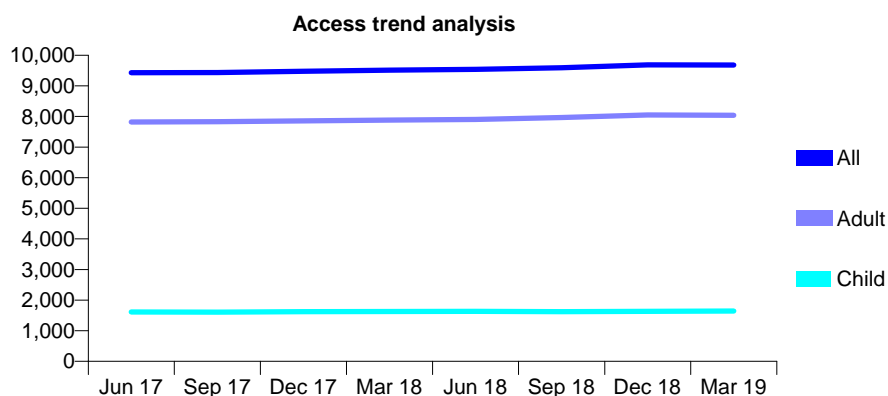
Q66 - Vital Signs At a Glance Contract Report for 193305/0001 - March 2019

Name or company name	HONITON DENTAL CENTRE
Contract type name	GDS Contract
Purpose of contract	General and Orthodontic
Contract start date	01/09/2009
Contract end date	

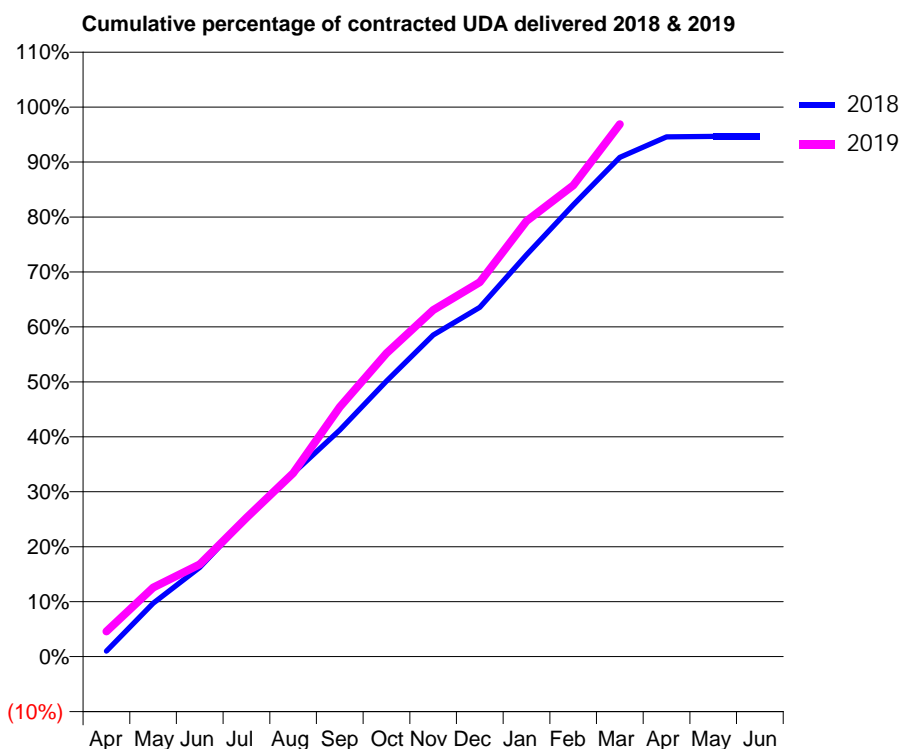
18/19 Contracted general activity (UDA)	32,232
Carry forward general activity (UDA)	0
18/19 Contracted orthodontic activity (UOA)	0
Carry forward orthodontic activity (UOA)	0
Baseline contract value	£1,066,967.01

ACCESS*

Patients seen in 24 months	Total	Change since previous quarter
Quarter ending March 2018	9,513	
Quarter ending June 2018	9,540	→
Quarter ending September 2018	9,591	→
Quarter ending December 2018	9,687	→
Quarter ending March 2019	9,681	→
Variance since March 2018	1.8%	→



ACTIVITY



Month	Adjusted Scheduled Activity (UDA)	
	2018	2019
April	348	1,480
May	3,350	4,055
June	5,594	5,417
July	8,681	8,147
August	11,481	10,755
September	14,190	14,636
October	17,264	17,790
November	20,150	20,321
December	21,891	21,956
January	25,171	25,548
February	28,305	27,639
March	31,280	31,227
April	32,566	
May	32,592	
June	32,591	

QUALITY

	Quantity	Base Number	Contract	AT	Region	England
% of FP17s for the same patient ID Re-attending within 3 months - Children	146	2,810	5.2%	9.4%	11.3%	11.8%
% of FP17s for the same patient ID Re-attending within 3 months - Adults	2,351	13,713	17.1%	14.0%	15.4%	15.7%
% of FP17s for the same patient ID Re-attending between 3 & 9 months - Children	2,056	2,810	73.2%	60.1%	61.3%	58.9%
% of FP17s for the same patient ID Re-attending between 3 & 9 months - Adults	7,945	13,713	57.9%	50.5%	52.1%	50.8%
% of FP17s for Band 1 Urgent Courses	1,251	15,918	7.9%	10.1%	9.5%	9.1%
% of FP17s Relating to Free Repair or Replacements	161	15,918	1.0%	0.9%	0.6%	0.8%
% of FP17s Relating to Continuations	218	15,918	1.4%	1.0%	0.8%	0.9%
% of Patients satisfied with the dentistry they have received	11	11	100.0%	93.2%	92.4%	92.5%
% of Patients satisfied with the time they had to wait for an appointment	10	11	90.9%	84.5%	86.3%	87.0%

* This is based on patients treated on this contract for their most recent course of treatment. Figures in italics indicate the base number of FP17s or Patient Questionnaire responses are less than 100. N/A is shown where the base number of responses is less than 10 during the period. % is calculated as Quantity/Base number*100

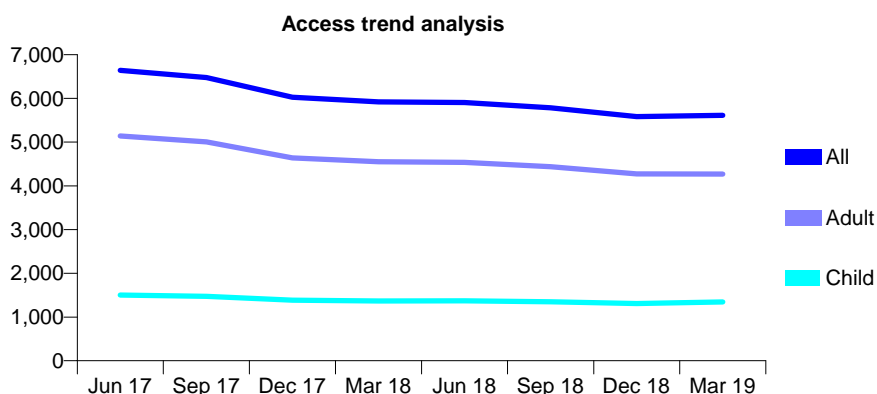
Q66 - Vital Signs At a Glance Contract Report for 194921/0001 - March 2019

Name or company name	The Harbour Way Partnership
Contract type name	GDS Contract
Purpose of contract	General and Orthodontic
Contract start date	01/02/2014
Contract end date	

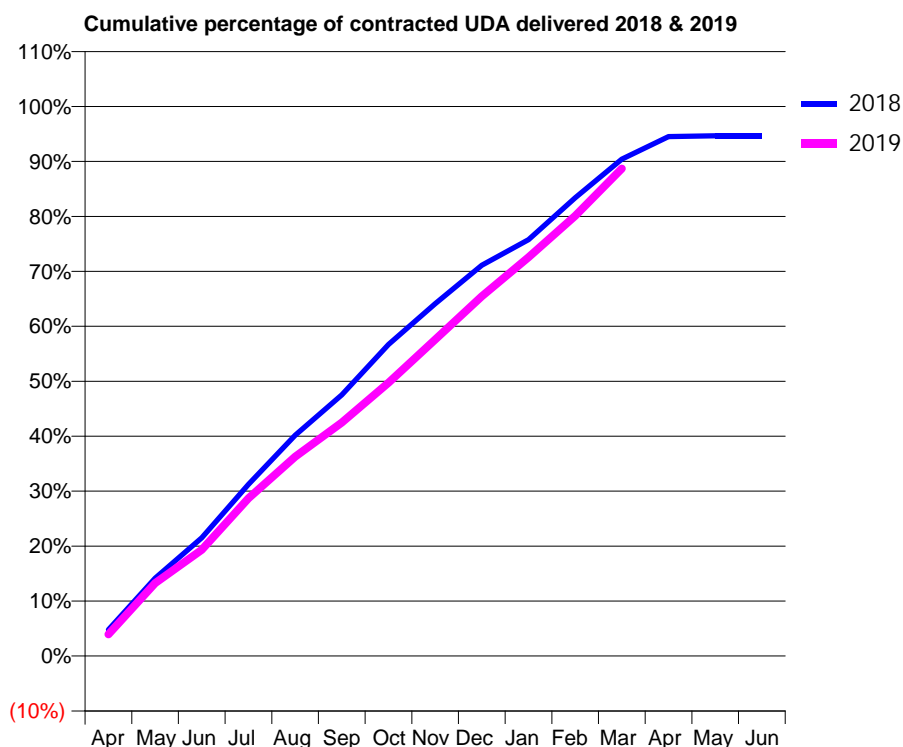
18/19 Contracted general activity (UDA)	20,000
Carry forward general activity (UDA)	0
18/19 Contracted orthodontic activity (UOA)	0
Carry forward orthodontic activity (UOA)	0
Baseline contract value	£455,798.46

ACCESS*

Patients seen in 24 months	Total	Change since previous quarter
Quarter ending March 2018	5,920	
Quarter ending June 2018	5,908	→
Quarter ending September 2018	5,786	↓
Quarter ending December 2018	5,582	↓
Quarter ending March 2019	5,614	→
Variance since March 2018	(5.2%)	↓



ACTIVITY



Month	Adjusted Scheduled Activity (UDA)	
	2018	2019
April	958	788
May	2,834	2,651
June	4,303	3,864
July	6,247	5,741
August	8,033	7,255
September	9,499	8,494
October	11,338	9,947
November	12,819	11,521
December	14,217	13,091
January	15,153	14,510
February	16,679	16,019
March	18,079	17,736
April	18,902	
May	18,931	
June	18,931	

QUALITY

	Quantity	Base Number	Contract	AT	Region	England
% of FP17s for the same patient ID Re-attending within 3 months - Children	200	2,212	9.0%	9.4%	11.3%	11.8%
% of FP17s for the same patient ID Re-attending within 3 months - Adults	1,240	7,173	17.3%	14.0%	15.4%	15.7%
% of FP17s for the same patient ID Re-attending between 3 & 9 months - Children	1,308	2,212	59.1%	60.1%	61.3%	58.9%
% of FP17s for the same patient ID Re-attending between 3 & 9 months - Adults	3,927	7,173	54.7%	50.5%	52.1%	50.8%
% of FP17s for Band 1 Urgent Courses	983	9,018	10.9%	10.1%	9.5%	9.1%
% of FP17s Relating to Free Repair or Replacements	150	9,018	1.7%	0.9%	0.6%	0.8%
% of FP17s Relating to Continuations	207	9,018	2.3%	1.0%	0.8%	0.9%
% of Patients satisfied with the dentistry they have received	10	10	100.0%	93.2%	92.4%	92.5%
% of Patients satisfied with the time they had to wait for an appointment	9	10	90.0%	84.5%	86.3%	87.0%

* This is based on patients treated on this contract for their most recent course of treatment. Figures in italics indicate the base number of FP17s or Patient Questionnaire responses are less than 100. N/A is shown where the base number of responses is less than 10 during the period. % is calculated as Quantity/Base number*100

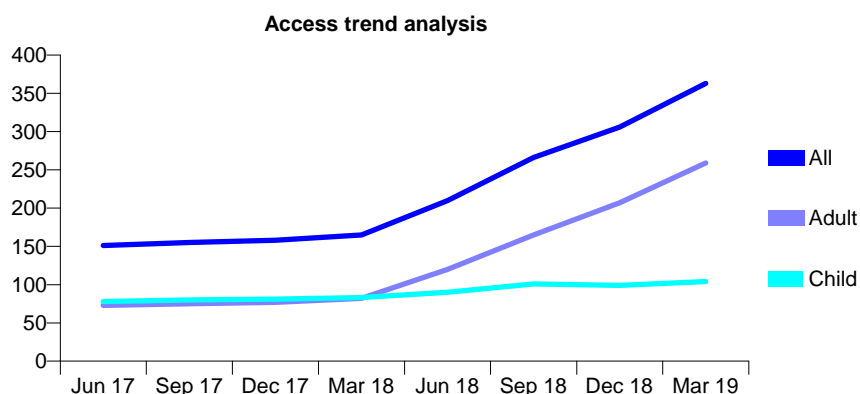
Q66 - Vital Signs At a Glance Contract Report for 195715/0001 - March 2019

Name or company name	Tor Lodge Dental Partnership
Contract type name	GDS Contract
Purpose of contract	General
Contract start date	15/11/2013
Contract end date	

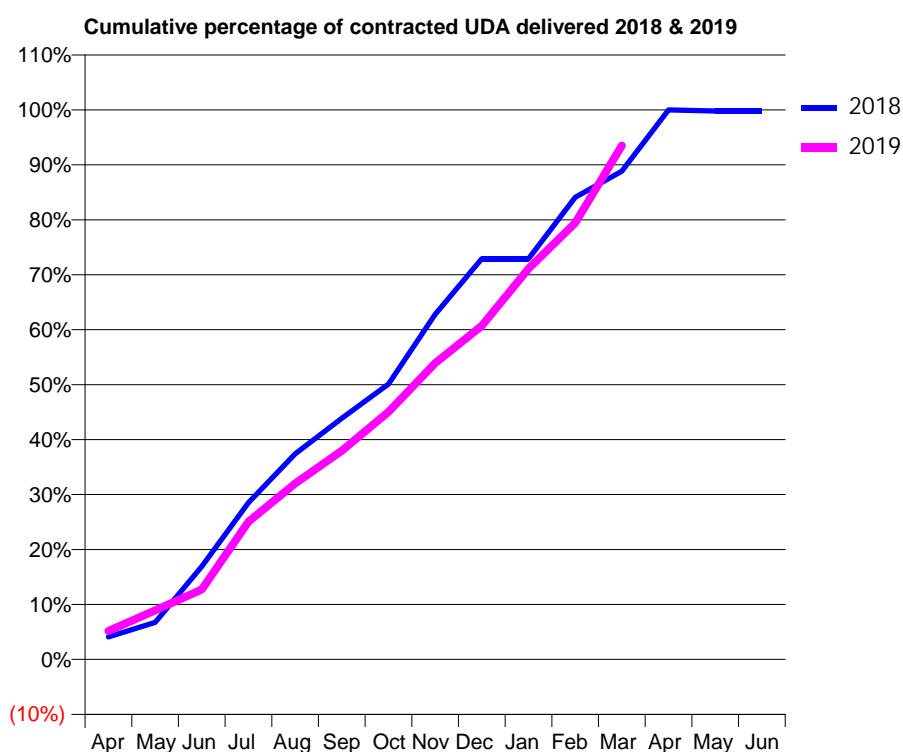
18/19 Contracted general activity (UDA)	1,330
Carry forward general activity (UDA)	1
18/19 Contracted orthodontic activity (UOA)	126
Carry forward orthodontic activity (UOA)	21
Baseline contract value	£55,146.42

ACCESS*

Patients seen in 24 months	Total	Change since previous quarter
Quarter ending March 2018	165	
Quarter ending June 2018	210	↑
Quarter ending September 2018	266	↑
Quarter ending December 2018	306	↑
Quarter ending March 2019	363	↑
Variance since March 2018	120.0%	↑



ACTIVITY



Month	Adjusted Scheduled Activity (UDA)	
	2018	2019
April	19	69
May	31	119
June	79	169
July	133	333
August	174	426
September	204	505
October	233	599
November	292	717
December	339	807
January	339	946
February	391	1,056
March	413	1,243
April	465	
May	464	
June	464	

QUALITY

	Quantity	Base Number	Contract	AT	Region	England
% of FP17s for the same patient ID Re-attending within 3 months - Children	21	210	10.0%	9.4%	11.3%	11.8%
% of FP17s for the same patient ID Re-attending within 3 months - Adults	43	385	11.2%	14.0%	15.4%	15.7%
% of FP17s for the same patient ID Re-attending between 3 & 9 months - Children	103	210	49.0%	60.1%	61.3%	58.9%
% of FP17s for the same patient ID Re-attending between 3 & 9 months - Adults	145	385	37.7%	50.5%	52.1%	50.8%
% of FP17s for Band 1 Urgent Courses	27	532	5.1%	10.1%	9.5%	9.1%
% of FP17s Relating to Free Repair or Replacements	3	532	0.6%	0.9%	0.6%	0.8%
% of FP17s Relating to Continuations	0	532	0.0%	1.0%	0.8%	0.9%
% of Patients satisfied with the dentistry they have received	0	0	N/A	93.2%	92.4%	92.5%
% of Patients satisfied with the time they had to wait for an appointment	0	0	N/A	84.5%	86.3%	87.0%

* This is based on patients treated on this contract for their most recent course of treatment. Figures in italics indicate the base number of FP17s or Patient Questionnaire responses are less than 100. N/A is shown where the base number of responses is less than 10 during the period. % is calculated as Quantity/Base number*100

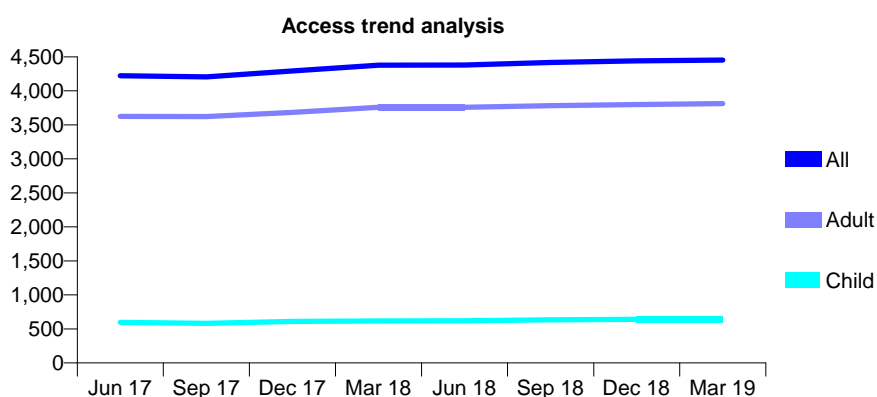
Q66 - Vital Signs At a Glance Contract Report for 196002/0001 - March 2019

Name or company name	Ingrid Cubbon Dental surgery (SW) Limited
Contract type name	GDS Contract
Purpose of contract	General
Contract start date	01/12/2012
Contract end date	

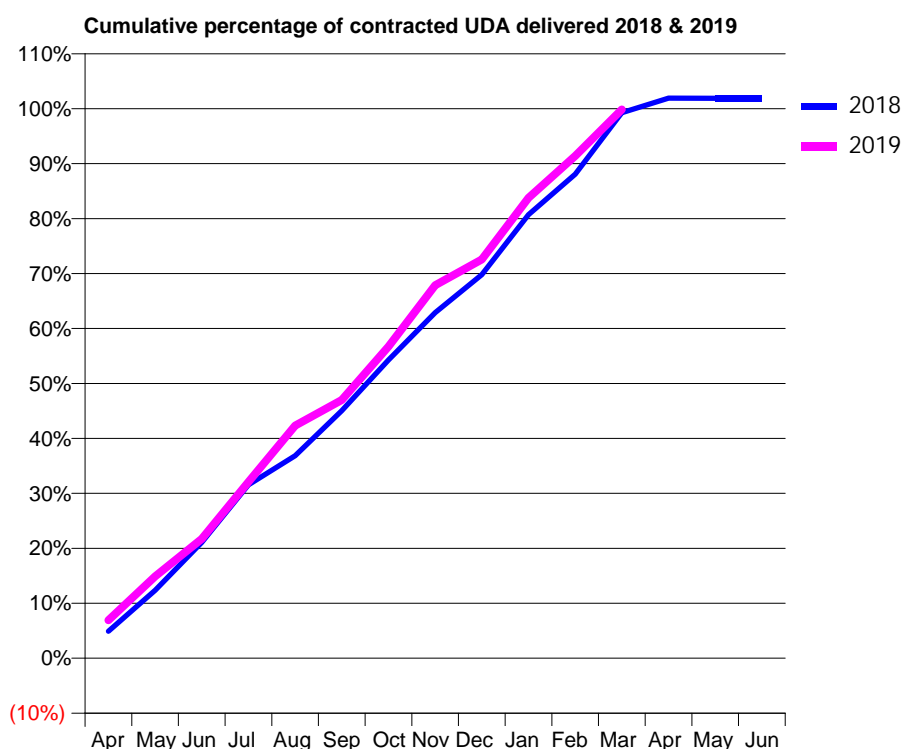
18/19 Contracted general activity (UDA)	15,021
Carry forward general activity (UDA)	-284
18/19 Contracted orthodontic activity (UOA)	0
Carry forward orthodontic activity (UOA)	0
Baseline contract value	£353,255.70

ACCESS*

Patients seen in 24 months	Total	Change since previous quarter
Quarter ending March 2018	4,377	
Quarter ending June 2018	4,379	→
Quarter ending September 2018	4,417	→
Quarter ending December 2018	4,442	→
Quarter ending March 2019	4,454	→
Variance since March 2018	1.8%	→



ACTIVITY



Adjusted Scheduled Activity (UDA)		
Month	2018	2019
April	738	1,041
May	1,859	2,239
June	3,167	3,261
July	4,741	4,821
August	5,534	6,360
September	6,769	7,058
October	8,152	8,522
November	9,445	10,192
December	10,485	10,901
January	12,127	12,582
February	13,231	13,731
March	14,912	14,998
April	15,307	
May	15,305	
June	15,305	

QUALITY

	Quantity	Base Number	Contract	AT	Region	England
% of FP17s for the same patient ID Re-attending within 3 months - Children	39	1,004	3.9%	9.4%	11.3%	11.8%
% of FP17s for the same patient ID Re-attending within 3 months - Adults	807	6,619	12.2%	14.0%	15.4%	15.7%
% of FP17s for the same patient ID Re-attending between 3 & 9 months - Children	705	1,004	70.2%	60.1%	61.3%	58.9%
% of FP17s for the same patient ID Re-attending between 3 & 9 months - Adults	4,622	6,619	69.8%	50.5%	52.1%	50.8%
% of FP17s for Band 1 Urgent Courses	464	7,448	6.2%	10.1%	9.5%	9.1%
% of FP17s Relating to Free Repair or Replacements	48	7,448	0.6%	0.9%	0.6%	0.8%
% of FP17s Relating to Continuations	48	7,448	0.6%	1.0%	0.8%	0.9%
% of Patients satisfied with the dentistry they have received	5	5	N/A	93.2%	92.4%	92.5%
% of Patients satisfied with the time they had to wait for an appointment	5	5	N/A	84.5%	86.3%	87.0%

* This is based on patients treated on this contract for their most recent course of treatment.

Figures in italics indicate the base number of FP17s or Patient Questionnaire responses are less than 100. N/A is shown where the base number of responses is less than 10 during the period. % is calculated as Quantity/Base number*100

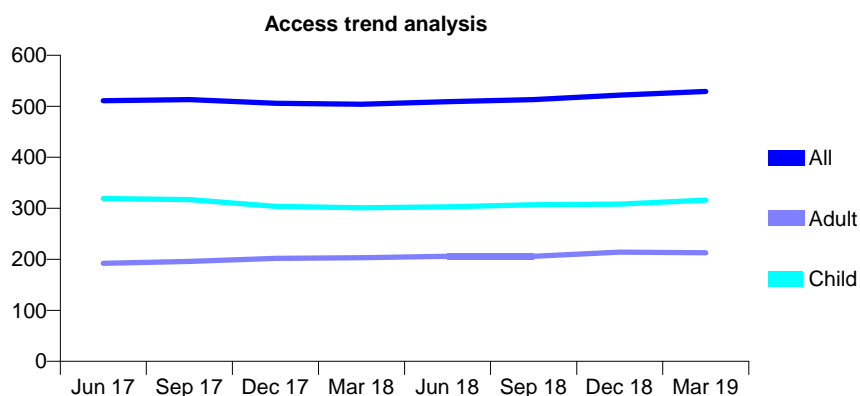
Q66 - Vital Signs At a Glance Contract Report for 196045/0001 - March 2019

Name or company name	Millbrook Villas Limited
Contract type name	GDS Contract
Purpose of contract	General
Contract start date	01/05/2013
Contract end date	

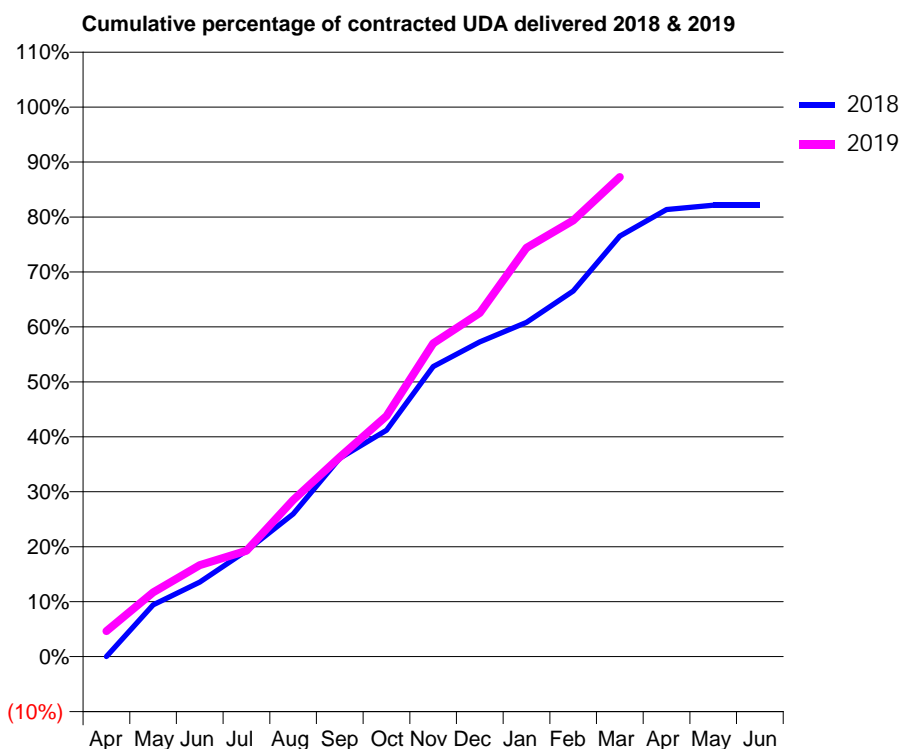
18/19 Contracted general activity (UDA)	925
Carry forward general activity (UDA)	0
18/19 Contracted orthodontic activity (UOA)	0
Carry forward orthodontic activity (UOA)	0
Baseline contract value	£23,739.69

ACCESS*

Patients seen in 24 months	Total	Change since previous quarter
Quarter ending March 2018	504	
Quarter ending June 2018	509	→
Quarter ending September 2018	513	→
Quarter ending December 2018	522	→
Quarter ending March 2019	529	→
Variance since March 2018	5.0%	↑



ACTIVITY



Month	Adjusted Scheduled Activity (UDA)	
	2018	2019
April	0	43
May	104	108
June	149	154
July	212	178
August	285	264
September	397	336
October	453	405
November	581	527
December	630	579
January	669	688
February	732	734
March	842	807
April	895	
May	903	
June	903	

QUALITY

	Quantity	Base Number	Contract	AT	Region	England
% of FP17s for the same patient ID Re-attending within 3 months - Children	29	529	5.5%	9.4%	11.3%	11.8%
% of FP17s for the same patient ID Re-attending within 3 months - Adults	13	211	6.2%	14.0%	15.4%	15.7%
% of FP17s for the same patient ID Re-attending between 3 & 9 months - Children	372	529	70.3%	60.1%	61.3%	58.9%
% of FP17s for the same patient ID Re-attending between 3 & 9 months - Adults	112	211	53.1%	50.5%	52.1%	50.8%
% of FP17s for Band 1 Urgent Courses	11	692	1.6%	10.1%	9.5%	9.1%
% of FP17s Relating to Free Repair or Replacements	0	692	0.0%	0.9%	0.6%	0.8%
% of FP17s Relating to Continuations	0	692	0.0%	1.0%	0.8%	0.9%
% of Patients satisfied with the dentistry they have received	1	1	N/A	93.2%	92.4%	92.5%
% of Patients satisfied with the time they had to wait for an appointment	1	1	N/A	84.5%	86.3%	87.0%

* This is based on patients treated on this contract for their most recent course of treatment. Figures in italics indicate the base number of FP17s or Patient Questionnaire responses are less than 100. N/A is shown where the base number of responses is less than 10 during the period. % is calculated as Quantity/Base number*100

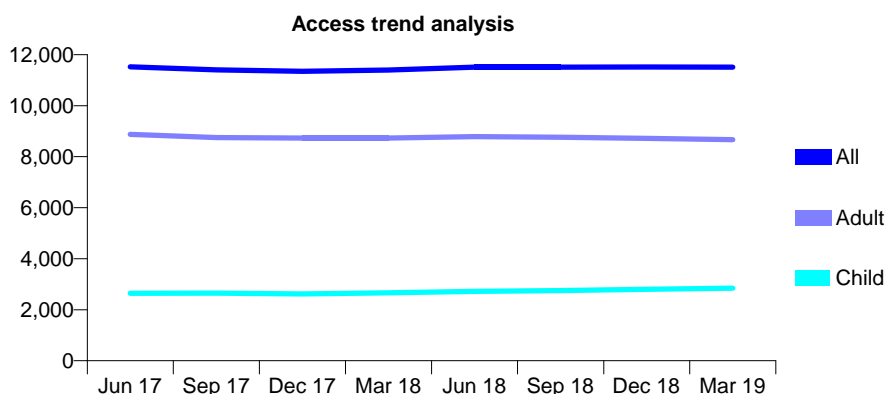
Q66 - Vital Signs At a Glance Contract Report for 196053/0001 - March 2019

Name or company name	Truro Dental Health
Contract type name	GDS Contract
Purpose of contract	General
Contract start date	01/02/2007
Contract end date	

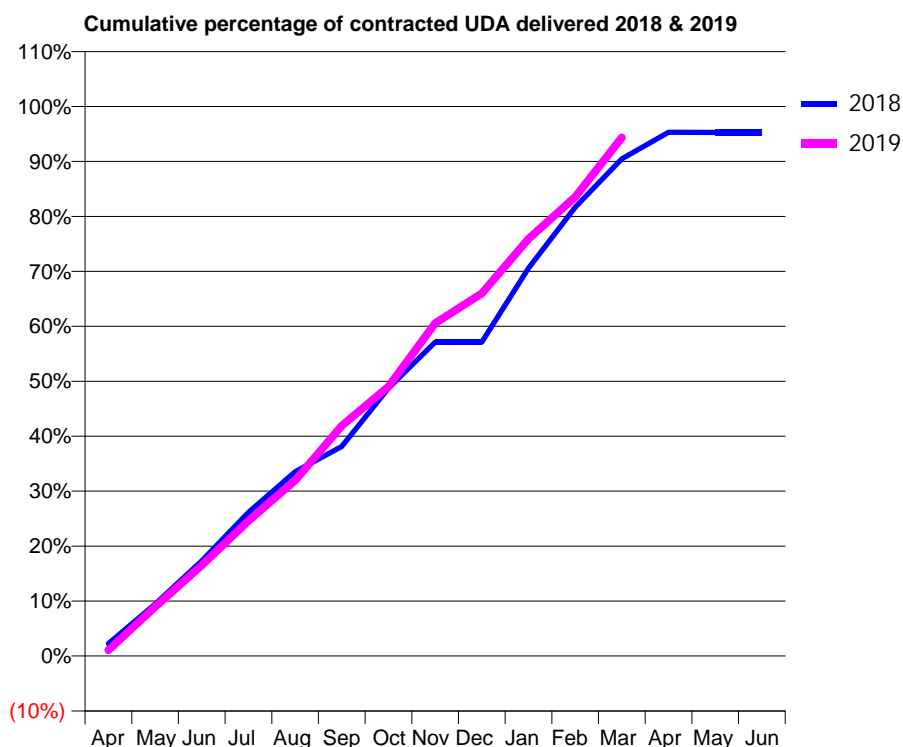
18/19 Contracted general activity (UDA)	29,737
Carry forward general activity (UDA)	0
18/19 Contracted orthodontic activity (UOA)	0
Carry forward orthodontic activity (UOA)	0
Baseline contract value	£793,240.06

ACCESS*

Patients seen in 24 months	Total	Change since previous quarter
Quarter ending March 2018	11,397	
Quarter ending June 2018	11,511	→
Quarter ending September 2018	11,512	→
Quarter ending December 2018	11,516	→
Quarter ending March 2019	11,512	→
Variance since March 2018	1.0%	→



ACTIVITY



Month	Adjusted Scheduled Activity (UDA)	
	2018	2019
April	675	323
May	2,810	2,663
June	5,146	4,901
July	7,776	7,311
August	9,967	9,509
September	11,338	12,461
October	14,497	14,577
November	16,983	18,005
December	16,983	19,619
January	20,991	22,566
February	24,283	24,840
March	26,905	28,052
April	28,339	
May	28,335	
June	28,336	

QUALITY

	Quantity	Base Number	Contract	AT	Region	England
% of FP17s for the same patient ID Re-attending within 3 months - Children	301	4,322	7.0%	9.4%	11.3%	11.8%
% of FP17s for the same patient ID Re-attending within 3 months - Adults	2,012	13,508	14.9%	14.0%	15.4%	15.7%
% of FP17s for the same patient ID Re-attending between 3 & 9 months - Children	2,484	4,322	57.5%	60.1%	61.3%	58.9%
% of FP17s for the same patient ID Re-attending between 3 & 9 months - Adults	7,395	13,508	54.7%	50.5%	52.1%	50.8%
% of FP17s for Band 1 Urgent Courses	1,555	16,062	9.7%	10.1%	9.5%	9.1%
% of FP17s Relating to Free Repair or Replacements	207	16,062	1.3%	0.9%	0.6%	0.8%
% of FP17s Relating to Continuations	135	16,062	0.8%	1.0%	0.8%	0.9%
% of Patients satisfied with the dentistry they have received	6	6	N/A	93.2%	92.4%	92.5%
% of Patients satisfied with the time they had to wait for an appointment	5	6	N/A	84.5%	86.3%	87.0%

* This is based on patients treated on this contract for their most recent course of treatment. Figures in italics indicate the base number of FP17s or Patient Questionnaire responses are less than 100. N/A is shown where the base number of responses is less than 10 during the period. % is calculated as Quantity/Base number*100

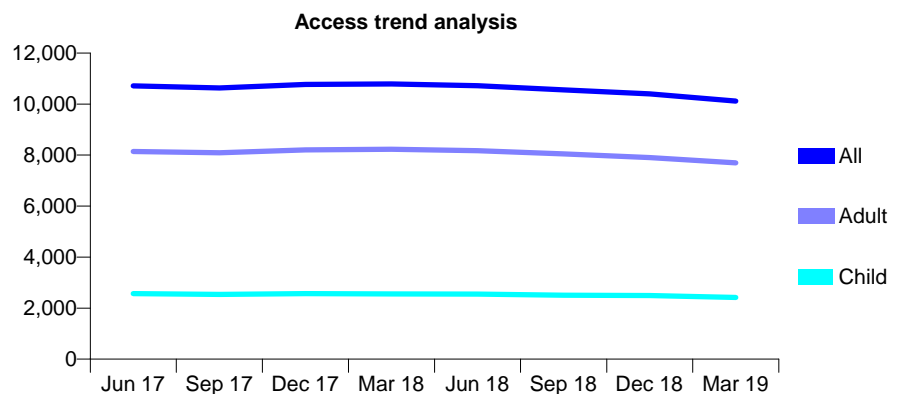
Q66 - Vital Signs At a Glance Contract Report for 196460/0001 - March 2019

Name or company name	The Windsor Place Partnership
Contract type name	GDS Contract
Purpose of contract	General
Contract start date	01/12/2014
Contract end date	

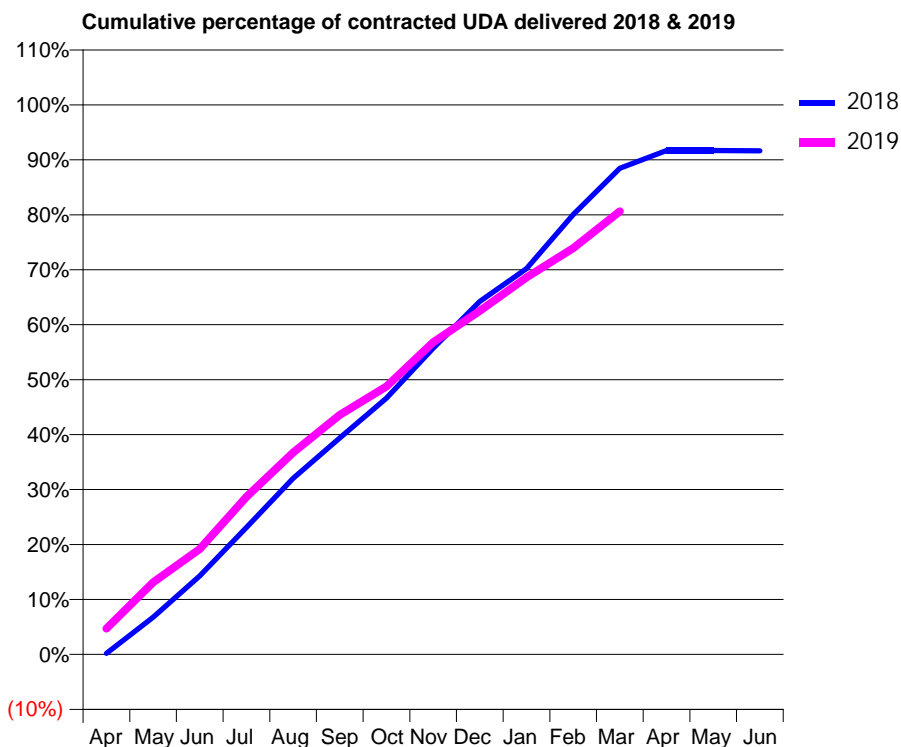
18/19 Contracted general activity (UDA)	34,038
Carry forward general activity (UDA)	0
18/19 Contracted orthodontic activity (UOA)	0
Carry forward orthodontic activity (UOA)	0
Baseline contract value	£945,666.31

ACCESS*

Patients seen in 24 months	Total	Change since previous quarter
Quarter ending March 2018	10,787	
Quarter ending June 2018	10,720	→
Quarter ending September 2018	10,557	↓
Quarter ending December 2018	10,396	↓
Quarter ending March 2019	10,114	↓
Variance since March 2018	(6.2%)	↓



ACTIVITY



Month	2018	2019
April	71	1,605
May	2,307	4,466
June	4,857	6,530
July	7,869	9,760
August	10,911	12,514
September	13,413	14,834
October	15,872	16,599
November	18,965	19,334
December	21,859	21,282
January	23,894	23,343
February	27,242	25,165
March	30,109	27,447
April	31,211	
May	31,209	
June	31,196	

QUALITY

	Quantity	Base Number	Contract	AT	Region	England
% of FP17s for the same patient ID Re-attending within 3 months - Children	233	3,416	6.8%	9.4%	11.3%	11.8%
% of FP17s for the same patient ID Re-attending within 3 months - Adults	1,776	10,923	16.3%	14.0%	15.4%	15.7%
% of FP17s for the same patient ID Re-attending between 3 & 9 months - Children	2,190	3,416	64.1%	60.1%	61.3%	58.9%
% of FP17s for the same patient ID Re-attending between 3 & 9 months - Adults	6,442	10,923	59.0%	50.5%	52.1%	50.8%
% of FP17s for Band 1 Urgent Courses	1,931	13,843	13.9%	10.1%	9.5%	9.1%
% of FP17s Relating to Free Repair or Replacements	309	13,843	2.2%	0.9%	0.6%	0.8%
% of FP17s Relating to Continuations	162	13,843	1.2%	1.0%	0.8%	0.9%
% of Patients satisfied with the dentistry they have received	6	6	N/A	93.2%	92.4%	92.5%
% of Patients satisfied with the time they had to wait for an appointment	6	6	N/A	84.5%	86.3%	87.0%

* This is based on patients treated on this contract for their most recent course of treatment. Figures in italics indicate the base number of FP17s or Patient Questionnaire responses are less than 100. N/A is shown where the base number of responses is less than 10 during the period. % is calculated as Quantity/Base number*100

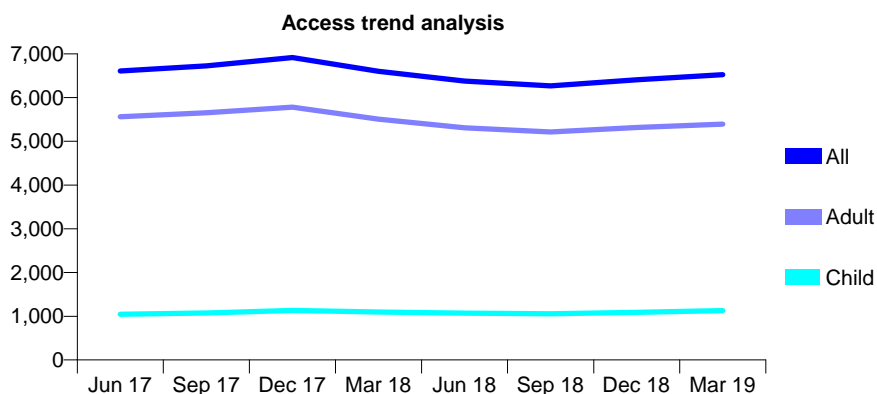
Q66 - Vital Signs At a Glance Contract Report for 196665/0001 - March 2019

Name or company name	Dr Jaswinder Dhariwal
Contract type name	GDS Contract
Purpose of contract	General
Contract start date	14/09/2015
Contract end date	

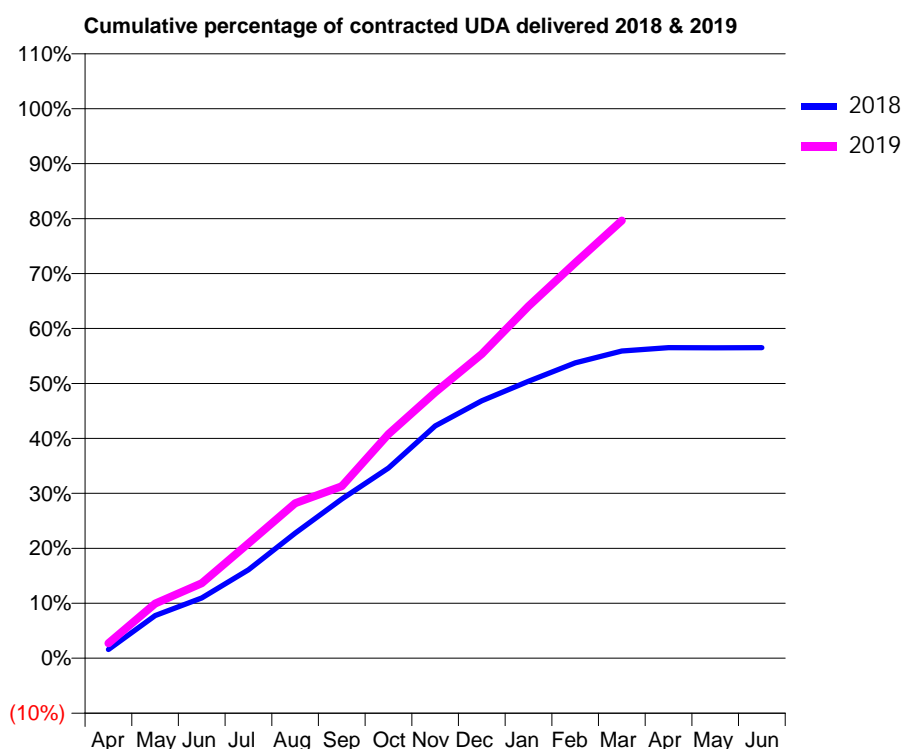
18/19 Contracted general activity (UDA)	28,000
Carry forward general activity (UDA)	0
18/19 Contracted orthodontic activity (UOA)	0
Carry forward orthodontic activity (UOA)	0
Baseline contract value	£752,844.01

ACCESS*

Patients seen in 24 months	Total	Change since previous quarter
Quarter ending March 2018	6,602	
Quarter ending June 2018	6,379	↓
Quarter ending September 2018	6,270	↓
Quarter ending December 2018	6,406	↑
Quarter ending March 2019	6,524	→
Variance since March 2018	(1.2%)	↓



ACTIVITY



Month	Adjusted Scheduled Activity (UDA)	
	2018	2019
April	444	768
May	2,176	2,783
June	3,073	3,823
July	4,509	5,853
August	6,376	7,897
September	8,108	8,762
October	9,690	11,418
November	11,831	13,553
December	13,119	15,495
January	14,108	17,937
February	15,047	20,141
March	15,653	22,297
April	15,819	
May	15,813	
June	15,825	

QUALITY

	Quantity	Base Number	Contract	AT	Region	England
% of FP17s for the same patient ID Re-attending within 3 months - Children	291	1,857	15.7%	9.4%	11.3%	11.8%
% of FP17s for the same patient ID Re-attending within 3 months - Adults	1,322	8,308	15.9%	14.0%	15.4%	15.7%
% of FP17s for the same patient ID Re-attending between 3 & 9 months - Children	913	1,857	49.2%	60.1%	61.3%	58.9%
% of FP17s for the same patient ID Re-attending between 3 & 9 months - Adults	4,264	8,308	51.3%	50.5%	52.1%	50.8%
% of FP17s for Band 1 Urgent Courses	972	10,036	9.7%	10.1%	9.5%	9.1%
% of FP17s Relating to Free Repair or Replacements	289	10,036	2.9%	0.9%	0.6%	0.8%
% of FP17s Relating to Continuations	122	10,036	1.2%	1.0%	0.8%	0.9%
% of Patients satisfied with the dentistry they have received	1	1	N/A	93.2%	92.4%	92.5%
% of Patients satisfied with the time they had to wait for an appointment	1	1	N/A	84.5%	86.3%	87.0%

* This is based on patients treated on this contract for their most recent course of treatment.

Figures in italics indicate the base number of FP17s or Patient Questionnaire responses are less than 100. N/A is shown where the base number of responses is less than 10 during the period. % is calculated as Quantity/Base number*100

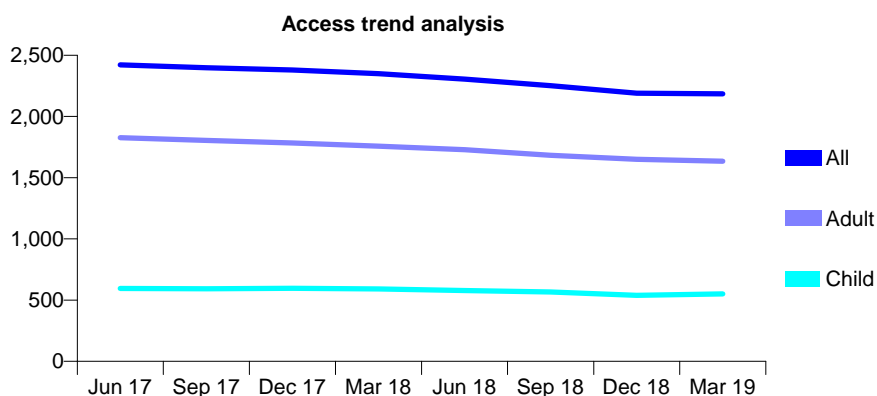
Q66 - Vital Signs At a Glance Contract Report for 196681/0001 - March 2019

Name or company name	Salcombe Dental Practice Limited
Contract type name	GDS Contract
Purpose of contract	General
Contract start date	01/04/2011
Contract end date	

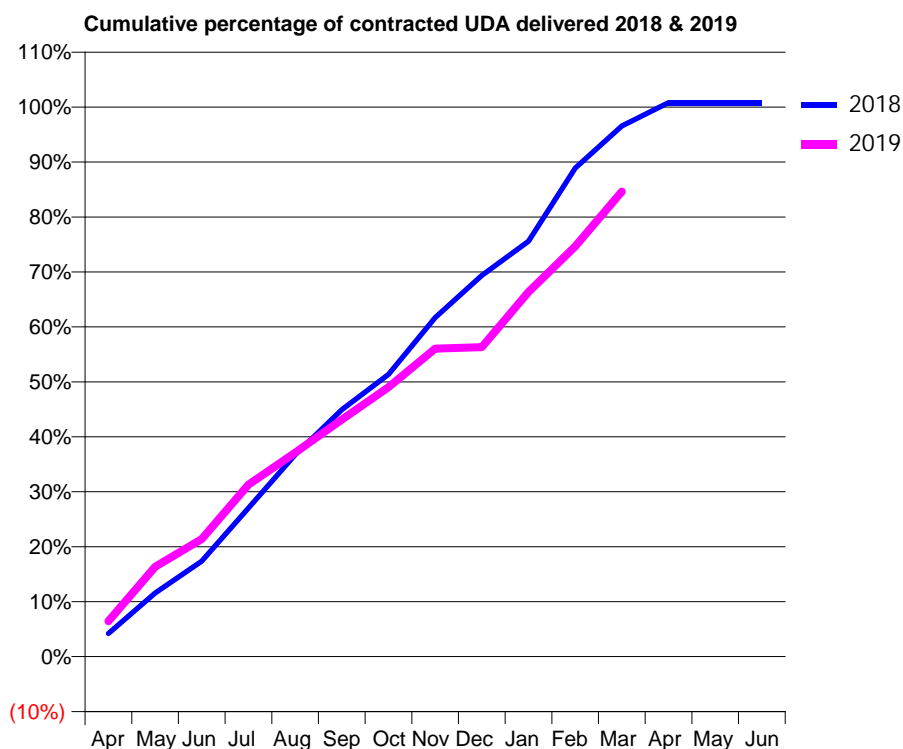
18/19 Contracted general activity (UDA)	7,250
Carry forward general activity (UDA)	-60
18/19 Contracted orthodontic activity (UOA)	0
Carry forward orthodontic activity (UOA)	0
Baseline contract value	£194,231.12

ACCESS*

Patients seen in 24 months	Total	Change since previous quarter
Quarter ending March 2018	2,349	
Quarter ending June 2018	2,306	↓
Quarter ending September 2018	2,251	↓
Quarter ending December 2018	2,190	↓
Quarter ending March 2019	2,185	→
Variance since March 2018	(7.0%)	↓



ACTIVITY



Month	Adjusted Scheduled Activity (UDA)	
	2018	2019
April	305	468
May	841	1,186
June	1,259	1,551
July	1,960	2,269
August	2,663	2,690
September	3,257	3,126
October	3,724	3,554
November	4,473	4,062
December	5,028	4,082
January	5,480	4,811
February	6,445	5,413
March	7,000	6,134
April	7,310	
May	7,310	
June	7,310	

QUALITY

	Quantity	Base Number	Contract	AT	Region	England
% of FP17s for the same patient ID Re-attending within 3 months - Children	58	890	6.5%	9.4%	11.3%	11.8%
% of FP17s for the same patient ID Re-attending within 3 months - Adults	350	2,420	14.5%	14.0%	15.4%	15.7%
% of FP17s for the same patient ID Re-attending between 3 & 9 months - Children	575	890	64.6%	60.1%	61.3%	58.9%
% of FP17s for the same patient ID Re-attending between 3 & 9 months - Adults	1,386	2,420	57.3%	50.5%	52.1%	50.8%
% of FP17s for Band 1 Urgent Courses	346	3,176	10.9%	10.1%	9.5%	9.1%
% of FP17s Relating to Free Repair or Replacements	17	3,176	0.5%	0.9%	0.6%	0.8%
% of FP17s Relating to Continuations	46	3,176	1.4%	1.0%	0.8%	0.9%
% of Patients satisfied with the dentistry they have received	3	3	N/A	93.2%	92.4%	92.5%
% of Patients satisfied with the time they had to wait for an appointment	2	3	N/A	84.5%	86.3%	87.0%

* This is based on patients treated on this contract for their most recent course of treatment. Figures in italics indicate the base number of FP17s or Patient Questionnaire responses are less than 100. N/A is shown where the base number of responses is less than 10 during the period. % is calculated as Quantity/Base number*100

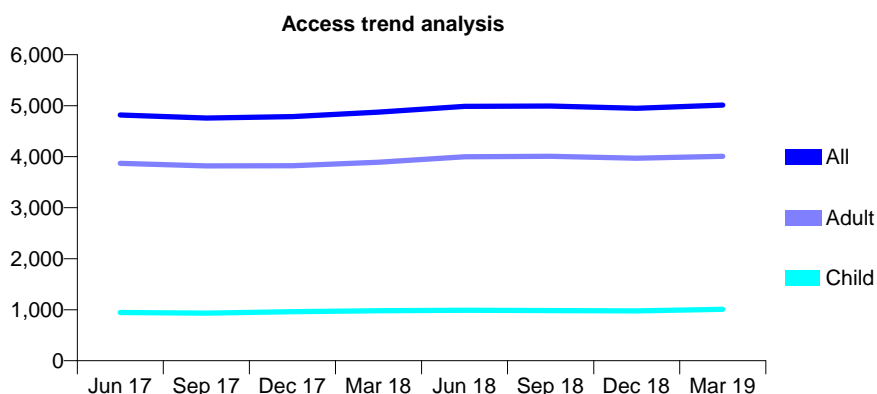
Q66 - Vital Signs At a Glance Contract Report for 197521/0001 - March 2019

Name or company name	Fresh Dental Health Care Limited
Contract type name	PDS Plus Contract
Purpose of contract	General
Contract start date	01/04/2010
Contract end date	31/03/2019

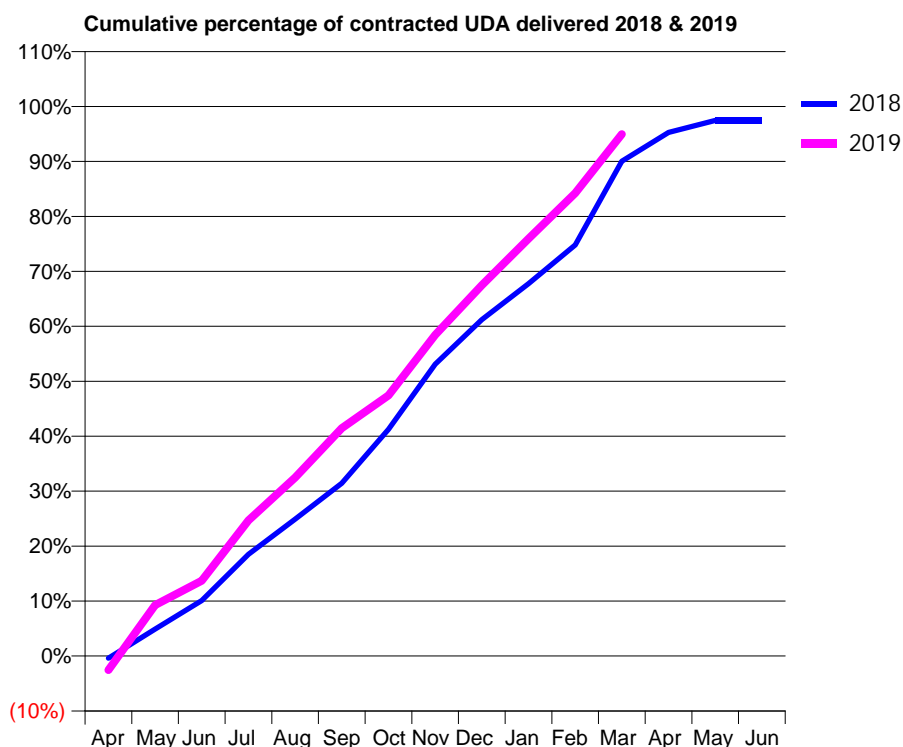
18/19 Contracted general activity (UDA)	14,300
Carry forward general activity (UDA)	365
18/19 Contracted orthodontic activity (UOA)	0
Carry forward orthodontic activity (UOA)	0
Baseline contract value	£239,633.85

ACCESS*

Patients seen in 24 months	Total	Change since previous quarter
Quarter ending March 2018	4,875	
Quarter ending June 2018	4,988	↑
Quarter ending September 2018	4,993	→
Quarter ending December 2018	4,948	→
Quarter ending March 2019	5,014	→
Variance since March 2018	2.9%	↑



ACTIVITY



Month	Adjusted Scheduled Activity (UDA)	
	2018	2019
April	-56	-365
May	704	1,327
June	1,445	1,960
July	2,647	3,530
August	3,560	4,646
September	4,497	5,929
October	5,901	6,782
November	7,594	8,356
December	8,751	9,650
January	9,692	10,859
February	10,698	12,046
March	12,874	13,579
April	13,621	
May	13,934	
June	13,935	

QUALITY

	Quantity	Base Number	Contract	AT	Region	England
% of FP17s for the same patient ID Re-attending within 3 months - Children	86	1,292	6.7%	9.4%	11.3%	11.8%
% of FP17s for the same patient ID Re-attending within 3 months - Adults	847	5,382	15.7%	14.0%	15.4%	15.7%
% of FP17s for the same patient ID Re-attending between 3 & 9 months - Children	575	1,292	44.5%	60.1%	61.3%	58.9%
% of FP17s for the same patient ID Re-attending between 3 & 9 months - Adults	2,462	5,382	45.7%	50.5%	52.1%	50.8%
% of FP17s for Band 1 Urgent Courses	664	6,342	10.5%	10.1%	9.5%	9.1%
% of FP17s Relating to Free Repair or Replacements	76	6,342	1.2%	0.9%	0.6%	0.8%
% of FP17s Relating to Continuations	29	6,342	0.5%	1.0%	0.8%	0.9%
% of Patients satisfied with the dentistry they have received	0	0	N/A	93.2%	92.4%	92.5%
% of Patients satisfied with the time they had to wait for an appointment	0	0	N/A	84.5%	86.3%	87.0%

* This is based on patients treated on this contract for their most recent course of treatment. Figures in italics indicate the base number of FP17s or Patient Questionnaire responses are less than 100. N/A is shown where the base number of responses is less than 10 during the period. % is calculated as Quantity/Base number*100

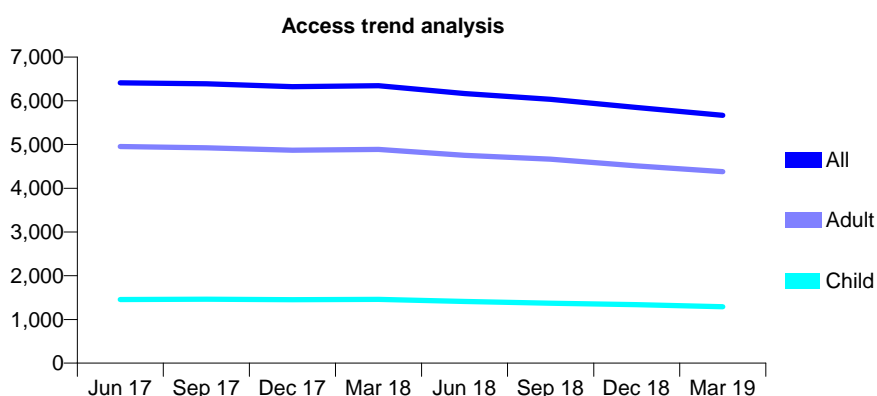
Q66 - Vital Signs At a Glance Contract Report for 197971/0001 - March 2019

Name or company name	Maidwell Dental Practice Limited
Contract type name	GDS Contract
Purpose of contract	General
Contract start date	01/08/2010
Contract end date	

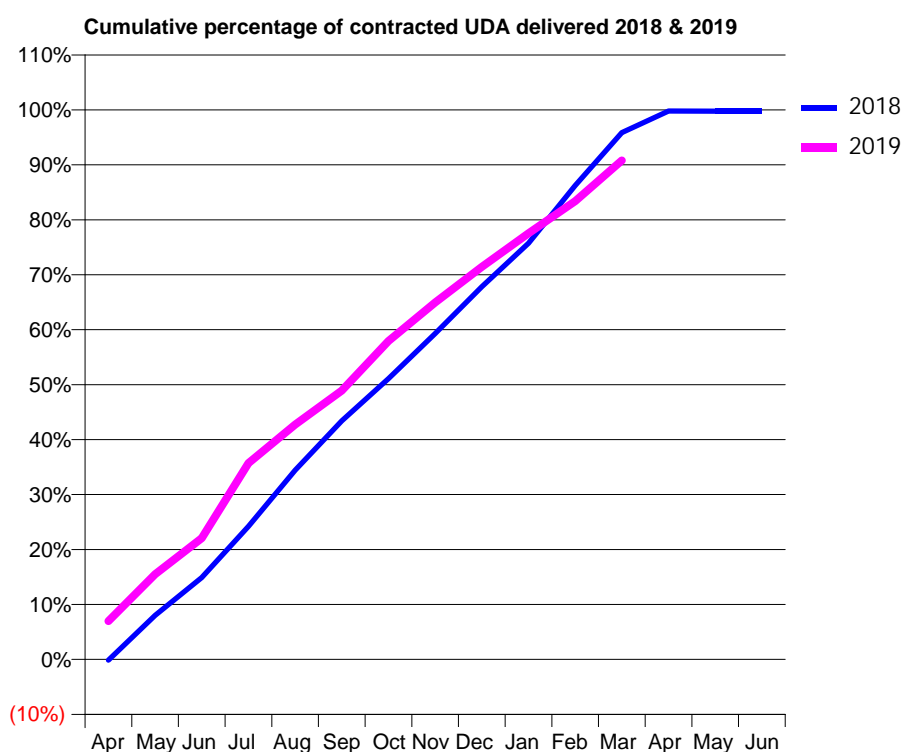
18/19 Contracted general activity (UDA)	13,293
Carry forward general activity (UDA)	40
18/19 Contracted orthodontic activity (UOA)	0
Carry forward orthodontic activity (UOA)	0
Baseline contract value	£359,616.86

ACCESS*

Patients seen in 24 months	Total	Change since previous quarter
Quarter ending March 2018	6,345	
Quarter ending June 2018	6,165	↓
Quarter ending September 2018	6,036	↓
Quarter ending December 2018	5,849	↓
Quarter ending March 2019	5,668	↓
Variance since March 2018	(10.7%)	↓



ACTIVITY



Month	Adjusted Scheduled Activity (UDA)	
	2018	2019
April	-27	928
May	1,305	2,061
June	2,428	2,935
July	3,947	4,745
August	5,613	5,682
September	7,071	6,501
October	8,326	7,702
November	9,664	8,633
December	11,050	9,497
January	12,337	10,310
February	14,048	11,085
March	15,616	12,069
April	16,258	
May	16,254	
June	16,253	

QUALITY

	Quantity	Base Number	Contract	AT	Region	England
% of FP17s for the same patient ID Re-attending within 3 months - Children	80	1,501	5.3%	9.4%	11.3%	11.8%
% of FP17s for the same patient ID Re-attending within 3 months - Adults	676	5,126	13.2%	14.0%	15.4%	15.7%
% of FP17s for the same patient ID Re-attending between 3 & 9 months - Children	919	1,501	61.2%	60.1%	61.3%	58.9%
% of FP17s for the same patient ID Re-attending between 3 & 9 months - Adults	2,900	5,126	56.6%	50.5%	52.1%	50.8%
% of FP17s for Band 1 Urgent Courses	417	6,299	6.6%	10.1%	9.5%	9.1%
% of FP17s Relating to Free Repair or Replacements	30	6,299	0.5%	0.9%	0.6%	0.8%
% of FP17s Relating to Continuations	152	6,299	2.4%	1.0%	0.8%	0.9%
% of Patients satisfied with the dentistry they have received	0	0	N/A	93.2%	92.4%	92.5%
% of Patients satisfied with the time they had to wait for an appointment	0	0	N/A	84.5%	86.3%	87.0%

* This is based on patients treated on this contract for their most recent course of treatment. Figures in italics indicate the base number of FP17s or Patient Questionnaire responses are less than 100. N/A is shown where the base number of responses is less than 10 during the period. % is calculated as Quantity/Base number*100

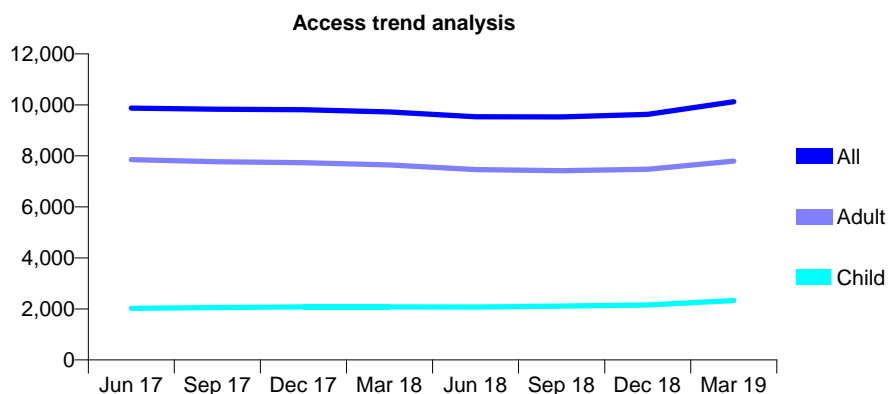
Q66 - Vital Signs At a Glance Contract Report for 198382/0001 - March 2019

Name or company name	Bond Street Dental Partners
Contract type name	GDS Contract
Purpose of contract	General
Contract start date	01/07/2015
Contract end date	

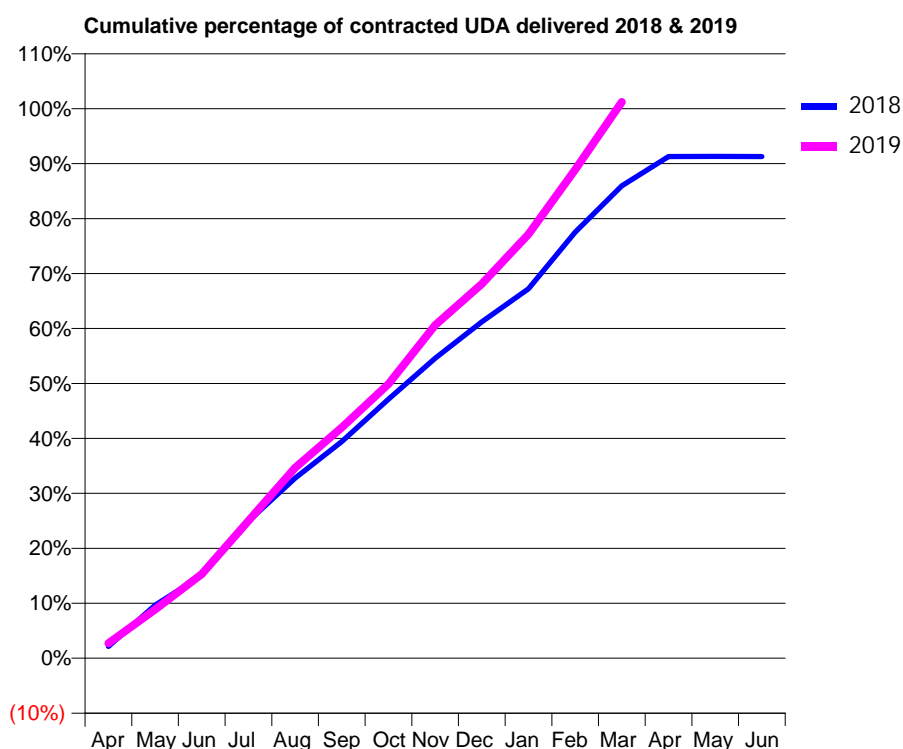
18/19 Contracted general activity (UDA)	33,000
Carry forward general activity (UDA)	0
18/19 Contracted orthodontic activity (UOA)	0
Carry forward orthodontic activity (UOA)	0
Baseline contract value	£880,281.21

ACCESS*

Patients seen in 24 months	Total	Change since previous quarter
Quarter ending March 2018	9,724	
Quarter ending June 2018	9,536	↓
Quarter ending September 2018	9,532	→
Quarter ending December 2018	9,628	→
Quarter ending March 2019	10,127	↑
Variance since March 2018	4.1%	↑



ACTIVITY



Month	Adjusted Scheduled Activity (UDA)	
	2018	2019
April	709	901
May	3,184	2,924
June	4,978	5,046
July	8,238	8,255
August	10,813	11,437
September	13,011	13,855
October	15,556	16,471
November	18,014	20,008
December	20,192	22,471
January	22,183	25,465
February	25,590	29,343
March	28,369	33,395
April	30,126	
May	30,127	
June	30,120	

QUALITY

	Quantity	Base Number	Contract	AT	Region	England
% of FP17s for the same patient ID Re-attending within 3 months - Children	191	3,474	5.5%	9.4%	11.3%	11.8%
% of FP17s for the same patient ID Re-attending within 3 months - Adults	1,304	9,846	13.2%	14.0%	15.4%	15.7%
% of FP17s for the same patient ID Re-attending between 3 & 9 months - Children	1,938	3,474	55.8%	60.1%	61.3%	58.9%
% of FP17s for the same patient ID Re-attending between 3 & 9 months - Adults	3,842	9,846	39.0%	50.5%	52.1%	50.8%
% of FP17s for Band 1 Urgent Courses	972	12,723	7.6%	10.1%	9.5%	9.1%
% of FP17s Relating to Free Repair or Replacements	149	12,723	1.2%	0.9%	0.6%	0.8%
% of FP17s Relating to Continuations	42	12,723	0.3%	1.0%	0.8%	0.9%
% of Patients satisfied with the dentistry they have received	9	10	90.0%	93.2%	92.4%	92.5%
% of Patients satisfied with the time they had to wait for an appointment	8	10	80.0%	84.5%	86.3%	87.0%

* This is based on patients treated on this contract for their most recent course of treatment. Figures in italics indicate the base number of FP17s or Patient Questionnaire responses are less than 100. N/A is shown where the base number of responses is less than 10 during the period. % is calculated as Quantity/Base number*100

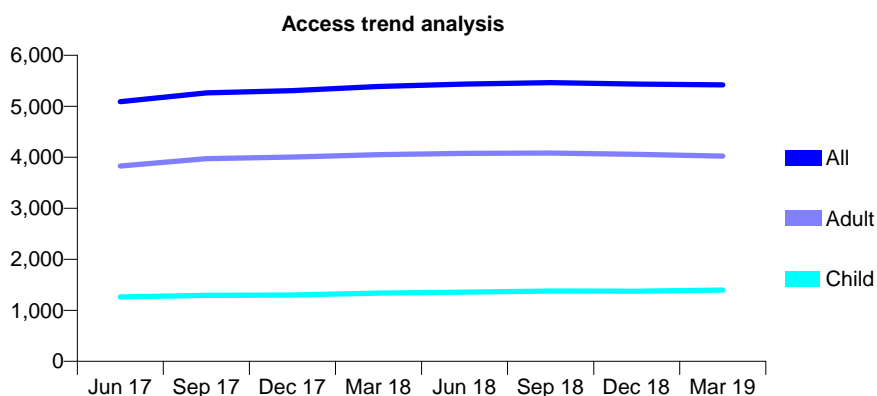
Q66 - Vital Signs At a Glance Contract Report for 199109/0001 - March 2019

Name or company name	Central Park Dental Practice Limited
Contract type name	GDS Contract
Purpose of contract	General
Contract start date	01/04/2010
Contract end date	

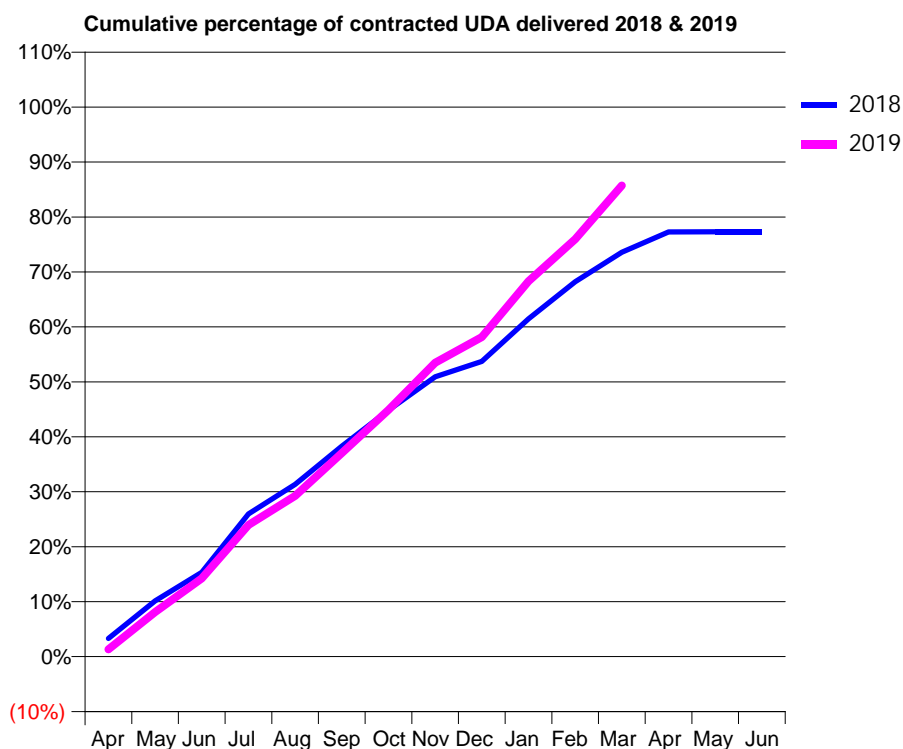
18/19 Contracted general activity (UDA)	14,000
Carry forward general activity (UDA)	0
18/19 Contracted orthodontic activity (UOA)	0
Carry forward orthodontic activity (UOA)	0
Baseline contract value	£362,569.32

ACCESS*

Patients seen in 24 months	Total	Change since previous quarter
Quarter ending March 2018	5,388	
Quarter ending June 2018	5,435	→
Quarter ending September 2018	5,462	→
Quarter ending December 2018	5,436	→
Quarter ending March 2019	5,421	→
Variance since March 2018	0.6%	→



ACTIVITY



Month	Adjusted Scheduled Activity (UDA)	
	2018	2019
April	596	185
May	1,827	1,136
June	2,762	1,994
July	4,672	3,356
August	5,648	4,097
September	6,891	5,183
October	8,068	6,286
November	9,168	7,490
December	9,670	8,140
January	11,062	9,563
February	12,279	10,635
March	13,241	12,002
April	13,911	
May	13,913	
June	13,913	

QUALITY

	Quantity	Base Number	Contract	AT	Region	England
% of FP17s for the same patient ID Re-attending within 3 months - Children	118	1,853	6.4%	9.4%	11.3%	11.8%
% of FP17s for the same patient ID Re-attending within 3 months - Adults	695	5,137	13.5%	14.0%	15.4%	15.7%
% of FP17s for the same patient ID Re-attending between 3 & 9 months - Children	954	1,853	51.5%	60.1%	61.3%	58.9%
% of FP17s for the same patient ID Re-attending between 3 & 9 months - Adults	2,370	5,137	46.1%	50.5%	52.1%	50.8%
% of FP17s for Band 1 Urgent Courses	319	5,708	5.6%	10.1%	9.5%	9.1%
% of FP17s Relating to Free Repair or Replacements	62	5,708	1.1%	0.9%	0.6%	0.8%
% of FP17s Relating to Continuations	127	5,708	2.2%	1.0%	0.8%	0.9%
% of Patients satisfied with the dentistry they have received	5	5	N/A	93.2%	92.4%	92.5%
% of Patients satisfied with the time they had to wait for an appointment	5	5	N/A	84.5%	86.3%	87.0%

* This is based on patients treated on this contract for their most recent course of treatment. Figures in italics indicate the base number of FP17s or Patient Questionnaire responses are less than 100. N/A is shown where the base number of responses is less than 10 during the period. % is calculated as Quantity/Base number*100

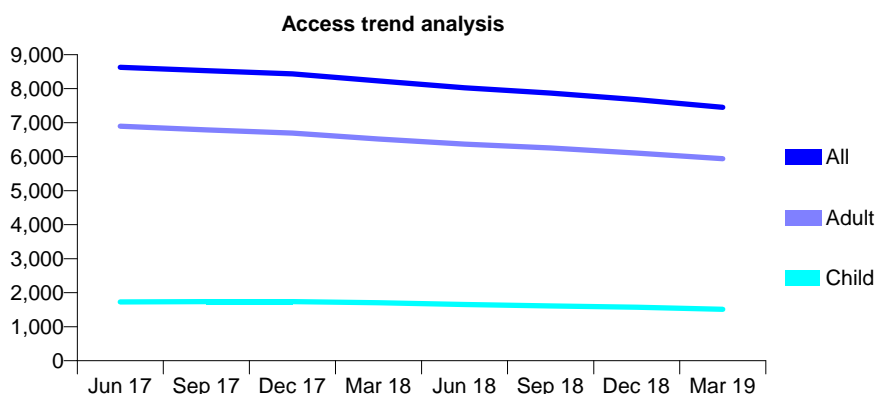
Q66 - Vital Signs At a Glance Contract Report for 199222/0001 - March 2019

Name or company name	Green Lane Dental Practice Partnership
Contract type name	GDS Contract
Purpose of contract	General
Contract start date	24/01/2013
Contract end date	

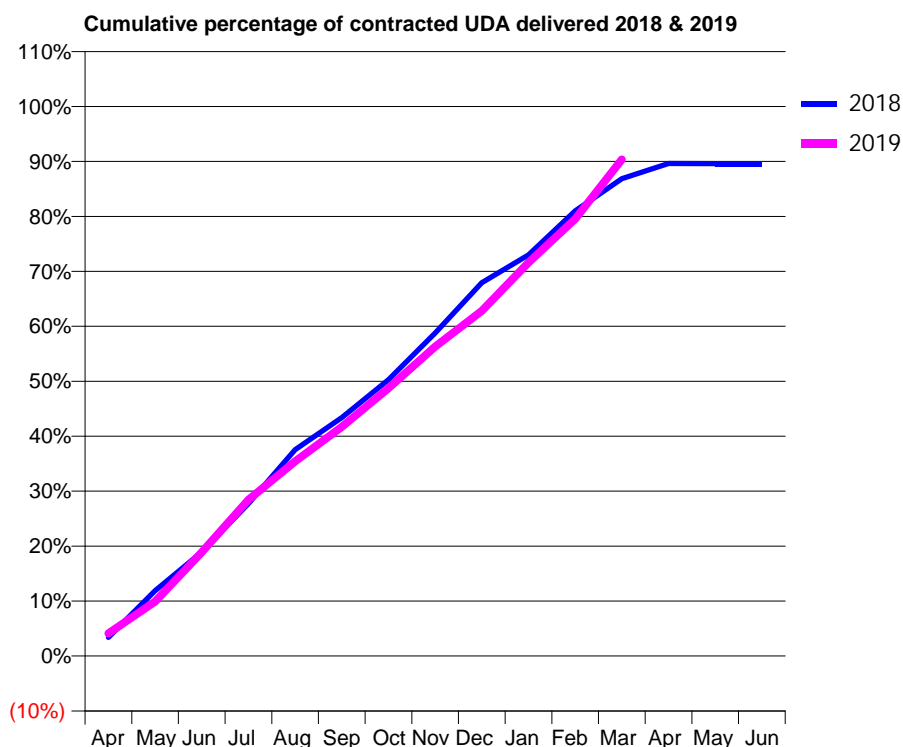
18/19 Contracted general activity (UDA)	16,211
Carry forward general activity (UDA)	0
18/19 Contracted orthodontic activity (UOA)	0
Carry forward orthodontic activity (UOA)	0
Baseline contract value	£432,468.22

ACCESS*

Patients seen in 24 months	Total	Change since previous quarter
Quarter ending March 2018	8,229	
Quarter ending June 2018	8,025	↓
Quarter ending September 2018	7,869	↓
Quarter ending December 2018	7,678	↓
Quarter ending March 2019	7,454	↓
Variance since March 2018	(9.4%)	↓



ACTIVITY



Month	Adjusted Scheduled Activity (UDA)	
	2018	2019
April	855	673
May	2,978	1,608
June	4,732	3,061
July	6,939	4,609
August	9,390	5,745
September	10,848	6,756
October	12,572	7,903
November	14,702	9,129
December	16,993	10,180
January	18,255	11,607
February	20,263	12,898
March	21,725	14,649
April	22,419	
May	22,413	
June	22,407	

QUALITY

	Quantity	Base Number	Contract	AT	Region	England
% of FP17s for the same patient ID Re-attending within 3 months - Children	87	1,426	6.1%	9.4%	11.3%	11.8%
% of FP17s for the same patient ID Re-attending within 3 months - Adults	661	5,580	11.8%	14.0%	15.4%	15.7%
% of FP17s for the same patient ID Re-attending between 3 & 9 months - Children	534	1,426	37.4%	60.1%	61.3%	58.9%
% of FP17s for the same patient ID Re-attending between 3 & 9 months - Adults	1,992	5,580	35.7%	50.5%	52.1%	50.8%
% of FP17s for Band 1 Urgent Courses	779	6,734	11.6%	10.1%	9.5%	9.1%
% of FP17s Relating to Free Repair or Replacements	45	6,734	0.7%	0.9%	0.6%	0.8%
% of FP17s Relating to Continuations	90	6,734	1.3%	1.0%	0.8%	0.9%
% of Patients satisfied with the dentistry they have received	3	3	N/A	93.2%	92.4%	92.5%
% of Patients satisfied with the time they had to wait for an appointment	1	3	N/A	84.5%	86.3%	87.0%

* This is based on patients treated on this contract for their most recent course of treatment. Figures in italics indicate the base number of FP17s or Patient Questionnaire responses are less than 100. N/A is shown where the base number of responses is less than 10 during the period. % is calculated as Quantity/Base number*100

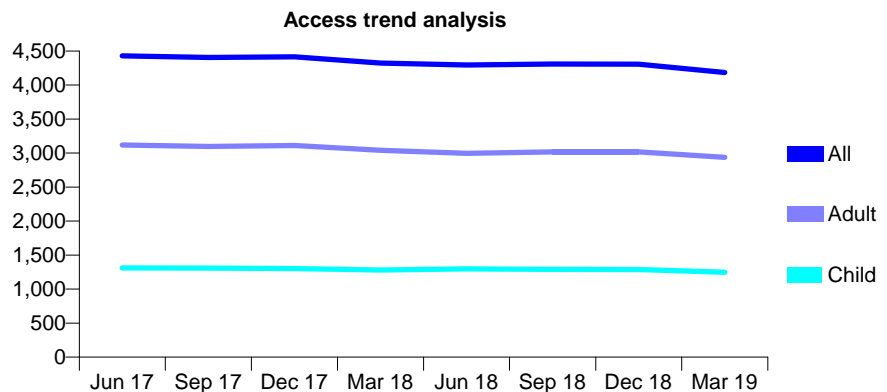
Q66 - Vital Signs At a Glance Contract Report for 199672/0001 - March 2019

Name or company name	Murgelas Practice Management Ltd
Contract type name	GDS Contract
Purpose of contract	General
Contract start date	01/06/2010
Contract end date	

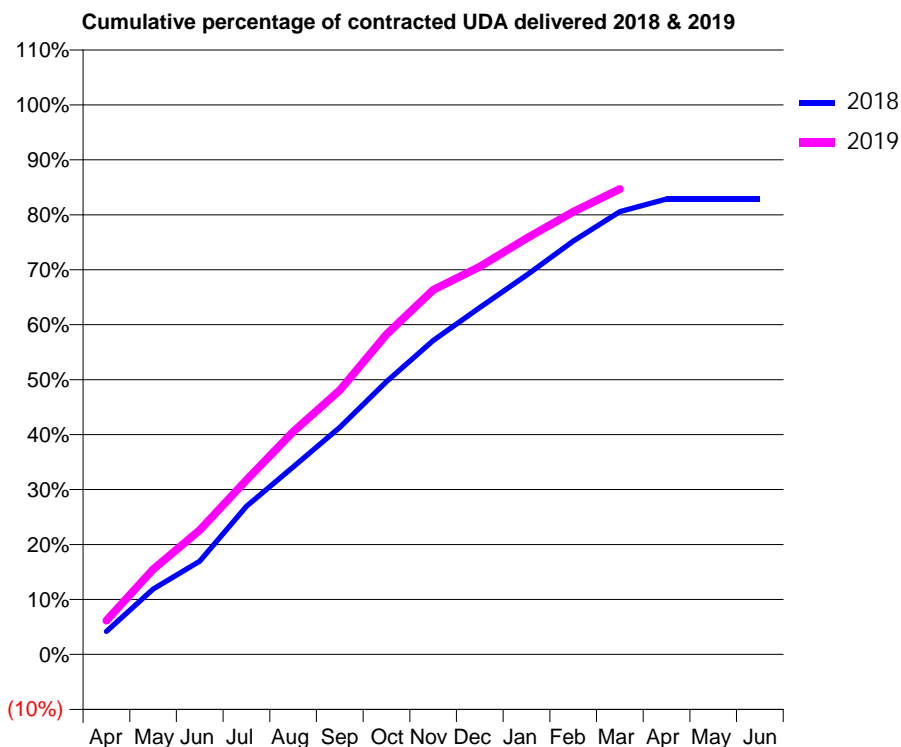
18/19 Contracted general activity (UDA)	13,730
Carry forward general activity (UDA)	0
18/19 Contracted orthodontic activity (UOA)	0
Carry forward orthodontic activity (UOA)	0
Baseline contract value	£365,603.17

ACCESS*

Patients seen in 24 months	Total	Change since previous quarter
Quarter ending March 2018	4,322	
Quarter ending June 2018	4,296	→
Quarter ending September 2018	4,308	→
Quarter ending December 2018	4,307	→
Quarter ending March 2019	4,186	↓
Variance since March 2018	(3.1%)	↓



ACTIVITY



Month	Adjusted Scheduled Activity (UDA)	
	2018	2019
April	594	848
May	1,693	2,128
June	2,414	3,105
July	3,836	4,357
August	4,854	5,562
September	5,878	6,599
October	7,062	7,995
November	8,128	9,108
December	8,984	9,686
January	9,818	10,394
February	10,704	11,057
March	11,464	11,626
April	11,791	
May	11,791	
June	11,791	

QUALITY

	Quantity	Base Number	Contract	AT	Region	England
% of FP17s for the same patient ID Re-attending within 3 months - Children	108	1,810	6.0%	9.4%	11.3%	11.8%
% of FP17s for the same patient ID Re-attending within 3 months - Adults	429	3,668	11.7%	14.0%	15.4%	15.7%
% of FP17s for the same patient ID Re-attending between 3 & 9 months - Children	1,090	1,810	60.2%	60.1%	61.3%	58.9%
% of FP17s for the same patient ID Re-attending between 3 & 9 months - Adults	1,816	3,668	49.5%	50.5%	52.1%	50.8%
% of FP17s for Band 1 Urgent Courses	412	5,320	7.7%	10.1%	9.5%	9.1%
% of FP17s Relating to Free Repair or Replacements	12	5,320	0.2%	0.9%	0.6%	0.8%
% of FP17s Relating to Continuations	45	5,320	0.8%	1.0%	0.8%	0.9%
% of Patients satisfied with the dentistry they have received	1	1	N/A	93.2%	92.4%	92.5%
% of Patients satisfied with the time they had to wait for an appointment	1	1	N/A	84.5%	86.3%	87.0%

* This is based on patients treated on this contract for their most recent course of treatment. Figures in italics indicate the base number of FP17s or Patient Questionnaire responses are less than 100. N/A is shown where the base number of responses is less than 10 during the period. % is calculated as Quantity/Base number*100

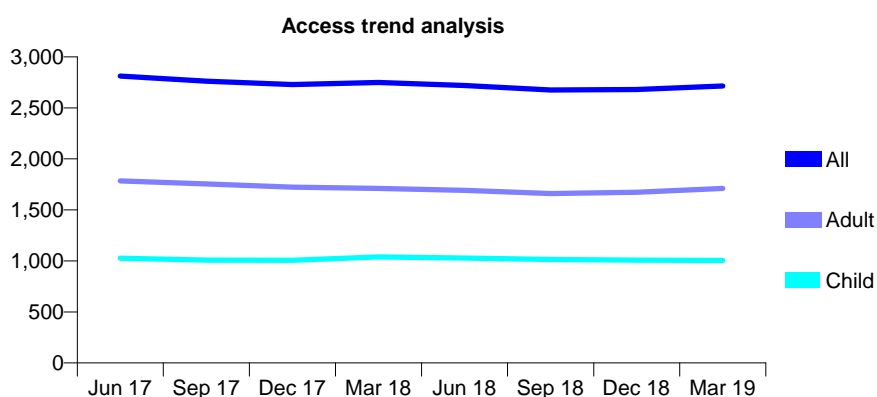
Q66 - Vital Signs At a Glance Contract Report for 199982/0001 - March 2019

Name or company name	The White House Dental Surgery
Contract type name	GDS Contract
Purpose of contract	General
Contract start date	01/11/2007
Contract end date	

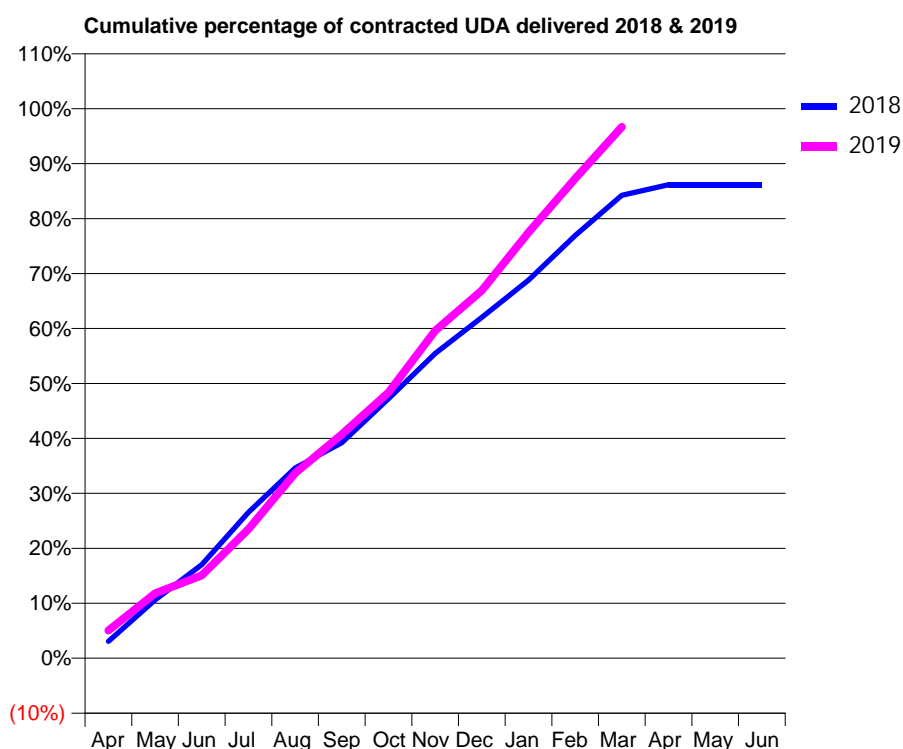
18/19 Contracted general activity (UDA)	6,461
Carry forward general activity (UDA)	0
18/19 Contracted orthodontic activity (UOA)	0
Carry forward orthodontic activity (UOA)	0
Baseline contract value	£151,618.88

ACCESS*

Patients seen in 24 months	Total	Change since previous quarter
Quarter ending March 2018	2,750	
Quarter ending June 2018	2,720	↓
Quarter ending September 2018	2,675	↓
Quarter ending December 2018	2,681	→
Quarter ending March 2019	2,715	→
Variance since March 2018	(1.3%)	↓



ACTIVITY



Month	2018	2019
April	230	327
May	792	763
June	1,271	975
July	1,981	1,518
August	2,583	2,177
September	2,926	2,631
October	3,525	3,125
November	4,138	3,851
December	4,626	4,324
January	5,135	5,006
February	5,741	5,641
March	6,285	6,246
April	6,429	
May	6,429	
June	6,429	

QUALITY

	Quantity	Base Number	Contract	AT	Region	England
% of FP17s for the same patient ID Re-attending within 3 months - Children	55	1,468	3.7%	9.4%	11.3%	11.8%
% of FP17s for the same patient ID Re-attending within 3 months - Adults	265	2,124	12.5%	14.0%	15.4%	15.7%
% of FP17s for the same patient ID Re-attending between 3 & 9 months - Children	920	1,468	62.7%	60.1%	61.3%	58.9%
% of FP17s for the same patient ID Re-attending between 3 & 9 months - Adults	919	2,124	43.3%	50.5%	52.1%	50.8%
% of FP17s for Band 1 Urgent Courses	194	3,526	5.5%	10.1%	9.5%	9.1%
% of FP17s Relating to Free Repair or Replacements	24	3,526	0.7%	0.9%	0.6%	0.8%
% of FP17s Relating to Continuations	51	3,526	1.4%	1.0%	0.8%	0.9%
% of Patients satisfied with the dentistry they have received	2	2	N/A	93.2%	92.4%	92.5%
% of Patients satisfied with the time they had to wait for an appointment	2	2	N/A	84.5%	86.3%	87.0%

* This is based on patients treated on this contract for their most recent course of treatment.

Figures in italics indicate the base number of FP17s or Patient Questionnaire responses are less than 100. N/A is shown where the base number of responses is less than 10 during the period. % is calculated as Quantity/Base number*100

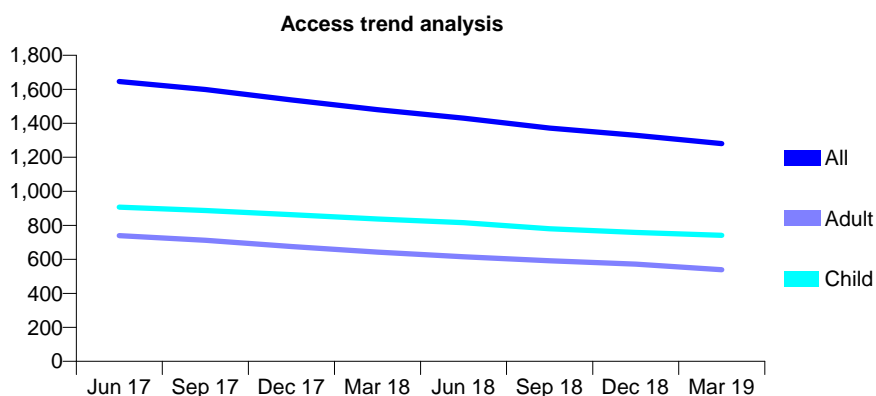
Q66 - Vital Signs At a Glance Contract Report for 199990/0003 - March 2019

Name or company name	Endsleigh Dental Practices Limited
Contract type name	GDS Contract
Purpose of contract	General
Contract start date	01/09/2006
Contract end date	

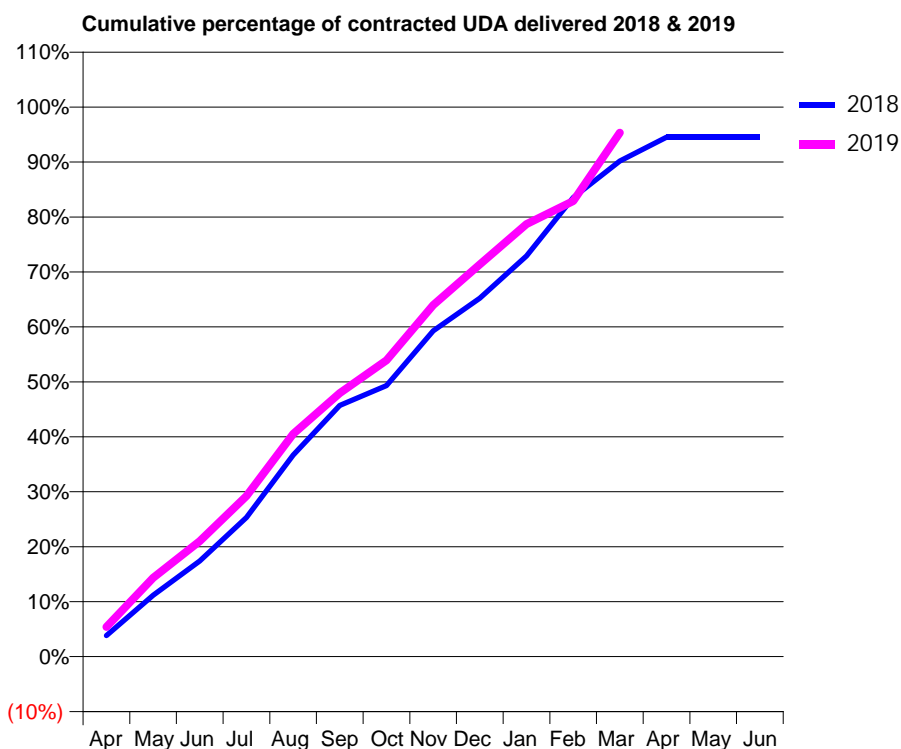
18/19 Contracted general activity (UDA)	2,250
Carry forward general activity (UDA)	0
18/19 Contracted orthodontic activity (UOA)	0
Carry forward orthodontic activity (UOA)	0
Baseline contract value	£61,536.19

ACCESS*

Patients seen in 24 months	Total	Change since previous quarter
Quarter ending March 2018	1,480	
Quarter ending June 2018	1,430	↓
Quarter ending September 2018	1,372	↓
Quarter ending December 2018	1,330	↓
Quarter ending March 2019	1,280	↓
Variance since March 2018	(13.5%)	↓



ACTIVITY



Month	Adjusted Scheduled Activity (UDA)	
	2018	2019
April	96	121
May	279	323
June	435	473
July	633	658
August	917	912
September	1,143	1,079
October	1,233	1,213
November	1,482	1,439
December	1,630	1,605
January	1,823	1,771
February	2,088	1,865
March	2,255	2,145
April	2,363	
May	2,363	
June	2,363	

QUALITY

	Quantity	Base Number	Contract	AT	Region	England
% of FP17s for the same patient ID Re-attending within 3 months - Children	62	1,053	5.9%	9.4%	11.3%	11.8%
% of FP17s for the same patient ID Re-attending within 3 months - Adults	38	537	7.1%	14.0%	15.4%	15.7%
% of FP17s for the same patient ID Re-attending between 3 & 9 months - Children	618	1,053	58.7%	60.1%	61.3%	58.9%
% of FP17s for the same patient ID Re-attending between 3 & 9 months - Adults	308	537	57.4%	50.5%	52.1%	50.8%
% of FP17s for Band 1 Urgent Courses	49	1,520	3.2%	10.1%	9.5%	9.1%
% of FP17s Relating to Free Repair or Replacements	0	1,520	0.0%	0.9%	0.6%	0.8%
% of FP17s Relating to Continuations	13	1,520	0.9%	1.0%	0.8%	0.9%
% of Patients satisfied with the dentistry they have received	1	1	N/A	93.2%	92.4%	92.5%
% of Patients satisfied with the time they had to wait for an appointment	1	1	N/A	84.5%	86.3%	87.0%

* This is based on patients treated on this contract for their most recent course of treatment. Figures in italics indicate the base number of FP17s or Patient Questionnaire responses are less than 100. N/A is shown where the base number of responses is less than 10 during the period. % is calculated as Quantity/Base number*100

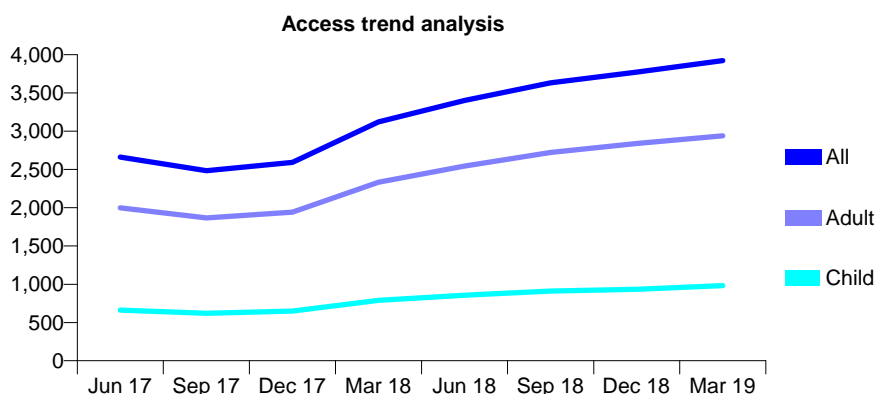
Q66 - Vital Signs At a Glance Contract Report for 221171/0001 - March 2019

Name or company name	MR MB RETALLACK
Contract type name	GDS Contract
Purpose of contract	General
Contract start date	01/08/2008
Contract end date	

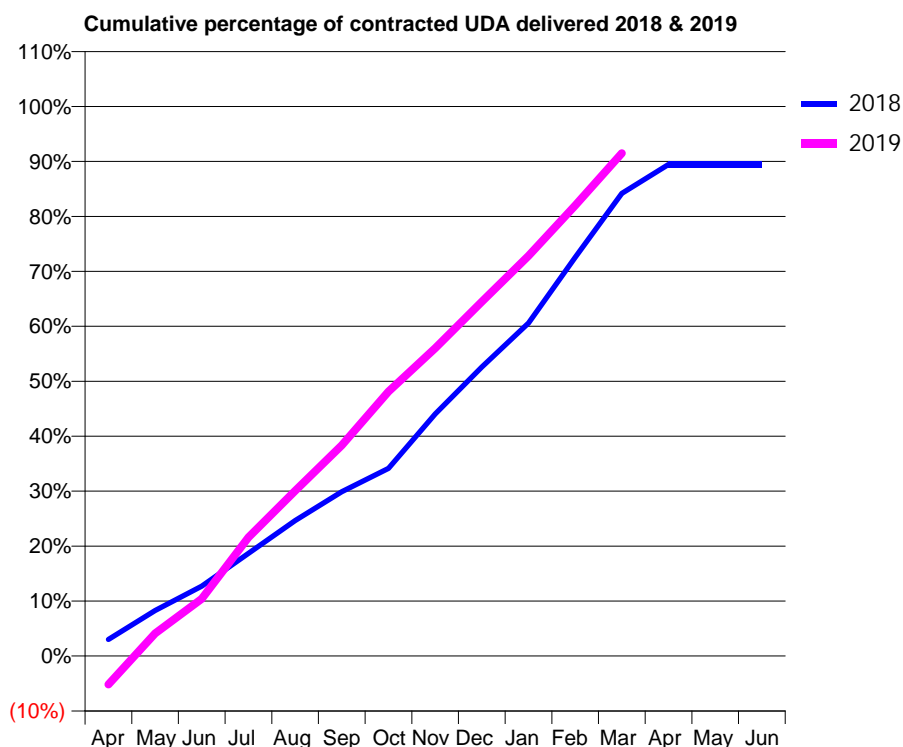
18/19 Contracted general activity (UDA)	10,500
Carry forward general activity (UDA)	1,109
18/19 Contracted orthodontic activity (UOA)	0
Carry forward orthodontic activity (UOA)	0
Baseline contract value	£258,051.62

ACCESS*

Patients seen in 24 months	Total	Change since previous quarter
Quarter ending March 2018	3,121	
Quarter ending June 2018	3,401	↑
Quarter ending September 2018	3,632	↑
Quarter ending December 2018	3,773	↑
Quarter ending March 2019	3,922	↑
Variance since March 2018	25.7%	↑



ACTIVITY



Month	Adjusted Scheduled Activity (UDA)	
	2018	2019
April	317	-544
May	869	434
June	1,334	1,094
July	1,963	2,268
August	2,587	3,158
September	3,140	4,024
October	3,586	5,053
November	4,626	5,883
December	5,519	6,769
January	6,360	7,644
February	7,619	8,609
March	8,837	9,606
April	9,390	
May	9,391	
June	9,391	

QUALITY

	Quantity	Base Number	Contract	AT	Region	England
% of FP17s for the same patient ID Re-attending within 3 months - Children	109	1,601	6.8%	9.4%	11.3%	11.8%
% of FP17s for the same patient ID Re-attending within 3 months - Adults	713	4,416	16.1%	14.0%	15.4%	15.7%
% of FP17s for the same patient ID Re-attending between 3 & 9 months - Children	938	1,601	58.6%	60.1%	61.3%	58.9%
% of FP17s for the same patient ID Re-attending between 3 & 9 months - Adults	1,857	4,416	42.1%	50.5%	52.1%	50.8%
% of FP17s for Band 1 Urgent Courses	532	5,817	9.1%	10.1%	9.5%	9.1%
% of FP17s Relating to Free Repair or Replacements	171	5,817	2.9%	0.9%	0.6%	0.8%
% of FP17s Relating to Continuations	28	5,817	0.5%	1.0%	0.8%	0.9%
% of Patients satisfied with the dentistry they have received	6	6	N/A	93.2%	92.4%	92.5%
% of Patients satisfied with the time they had to wait for an appointment	6	6	N/A	84.5%	86.3%	87.0%

* This is based on patients treated on this contract for their most recent course of treatment. Figures in italics indicate the base number of FP17s or Patient Questionnaire responses are less than 100. N/A is shown where the base number of responses is less than 10 during the period. % is calculated as Quantity/Base number*100

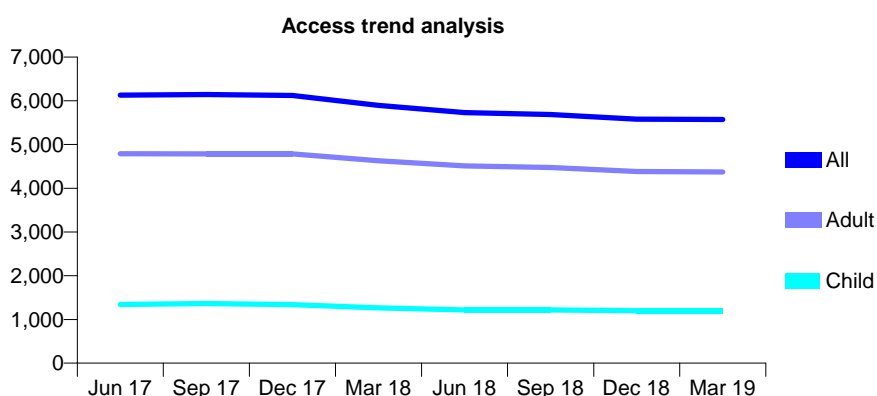
Q66 - Vital Signs At a Glance Contract Report for 229342/0001 - March 2019

Name or company name	MR IJ MILLS
Contract type name	GDS Contract
Purpose of contract	General and Orthodontic
Contract start date	01/04/2006
Contract end date	

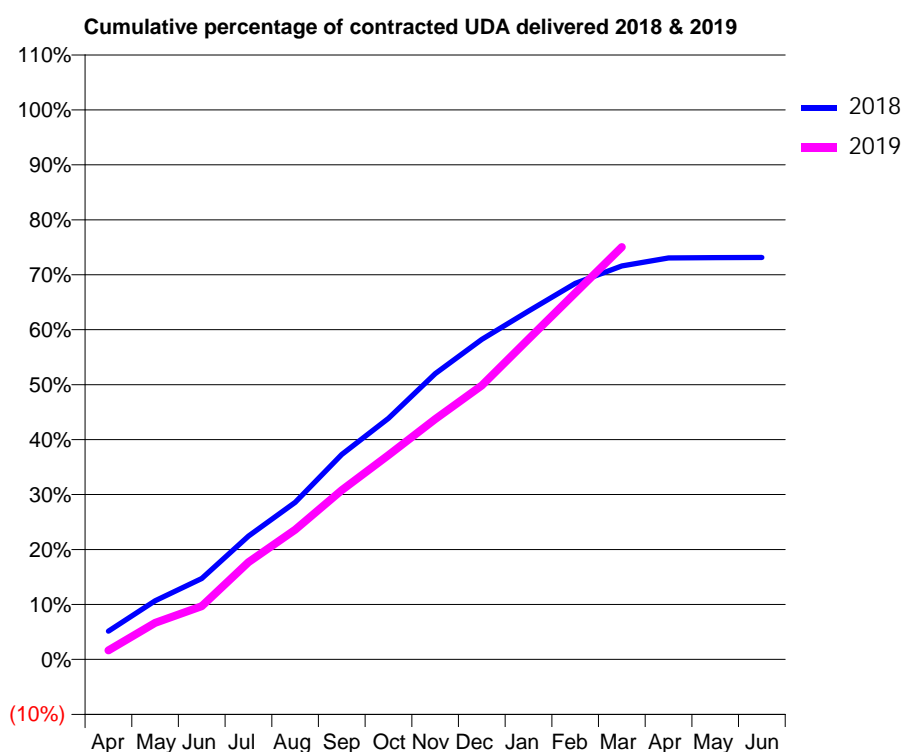
18/19 Contracted general activity (UDA)	17,382
Carry forward general activity (UDA)	0
18/19 Contracted orthodontic activity (UOA)	1,004
Carry forward orthodontic activity (UOA)	18
Baseline contract value	£803,552.40

ACCESS*

Patients seen in 24 months	Total	Change since previous quarter
Quarter ending March 2018	5,893	
Quarter ending June 2018	5,731	↓
Quarter ending September 2018	5,688	→
Quarter ending December 2018	5,581	↓
Quarter ending March 2019	5,571	→
Variance since March 2018	(5.5%)	↓



ACTIVITY



Month	Adjusted Scheduled Activity (UDA)	
	2018	2019
April	895	283
May	1,852	1,158
June	2,558	1,686
July	3,902	3,076
August	4,971	4,101
September	6,479	5,353
October	7,623	6,462
November	9,038	7,599
December	10,123	8,662
January	11,015	10,132
February	11,894	11,590
March	12,445	13,044
April	12,698	
May	12,708	
June	12,712	

QUALITY

	Quantity	Base Number	Contract	AT	Region	England
% of FP17s for the same patient ID Re-attending within 3 months - Children	145	1,570	9.2%	9.4%	11.3%	11.8%
% of FP17s for the same patient ID Re-attending within 3 months - Adults	700	5,511	12.7%	14.0%	15.4%	15.7%
% of FP17s for the same patient ID Re-attending between 3 & 9 months - Children	636	1,570	40.5%	60.1%	61.3%	58.9%
% of FP17s for the same patient ID Re-attending between 3 & 9 months - Adults	2,412	5,511	43.8%	50.5%	52.1%	50.8%
% of FP17s for Band 1 Urgent Courses	697	6,874	10.1%	10.1%	9.5%	9.1%
% of FP17s Relating to Free Repair or Replacements	50	6,874	0.7%	0.9%	0.6%	0.8%
% of FP17s Relating to Continuations	11	6,874	0.2%	1.0%	0.8%	0.9%
% of Patients satisfied with the dentistry they have received	6	6	N/A	93.2%	92.4%	92.5%
% of Patients satisfied with the time they had to wait for an appointment	3	6	N/A	84.5%	86.3%	87.0%

* This is based on patients treated on this contract for their most recent course of treatment. Figures in italics indicate the base number of FP17s or Patient Questionnaire responses are less than 100. N/A is shown where the base number of responses is less than 10 during the period. % is calculated as Quantity/Base number*100

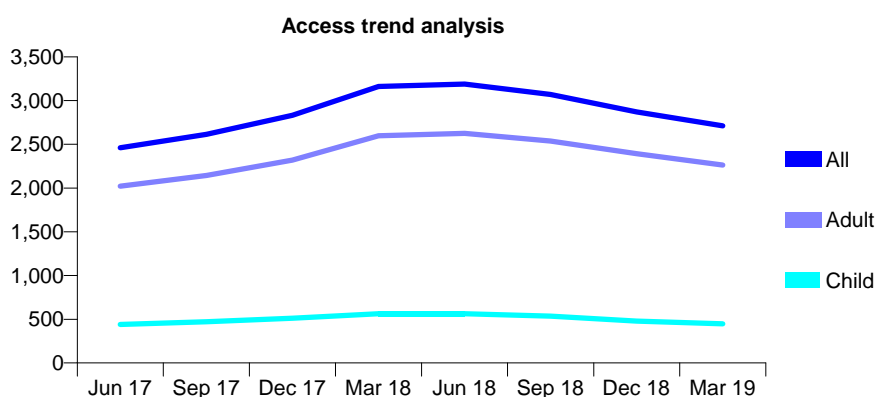
Q66 - Vital Signs At a Glance Contract Report for 230499/0001 - March 2019

Name or company name	Tregenna Hill Dental Surgery Partnership
Contract type name	GDS Contract
Purpose of contract	General
Contract start date	01/04/2006
Contract end date	

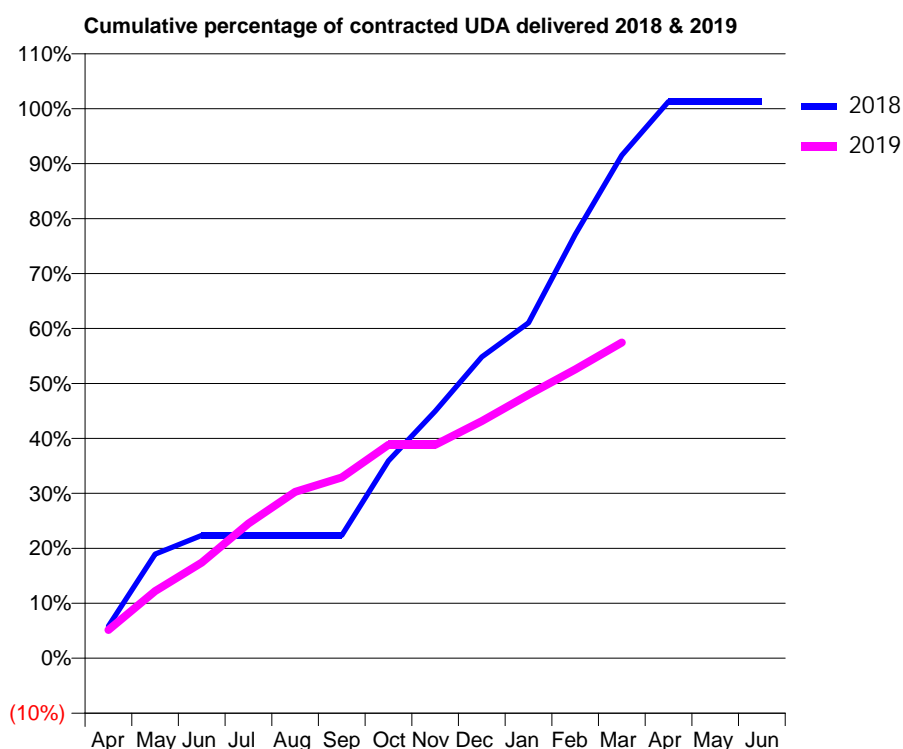
18/19 Contracted general activity (UDA)	8,530
Carry forward general activity (UDA)	-111
18/19 Contracted orthodontic activity (UOA)	0
Carry forward orthodontic activity (UOA)	0
Baseline contract value	£227,312.62

ACCESS*

Patients seen in 24 months	Total	Change since previous quarter
Quarter ending March 2018	3,162	
Quarter ending June 2018	3,189	→
Quarter ending September 2018	3,071	↓
Quarter ending December 2018	2,871	↓
Quarter ending March 2019	2,711	↓
Variance since March 2018	(14.3%)	↓



ACTIVITY



Month	Adjusted Scheduled Activity (UDA)	
	2018	2019
April	498	439
May	1,617	1,041
June	1,907	1,486
July	1,907	2,091
August	1,907	2,582
September	1,907	2,806
October	3,065	3,314
November	3,835	3,314
December	4,677	3,680
January	5,206	4,092
February	6,577	4,483
March	7,807	4,901
April	8,641	
May	8,641	
June	8,641	

QUALITY

	Quantity	Base Number	Contract	AT	Region	England
% of FP17s for the same patient ID Re-attending within 3 months - Children	31	353	8.8%	9.4%	11.3%	11.8%
% of FP17s for the same patient ID Re-attending within 3 months - Adults	358	1,729	20.7%	14.0%	15.4%	15.7%
% of FP17s for the same patient ID Re-attending between 3 & 9 months - Children	127	353	36.0%	60.1%	61.3%	58.9%
% of FP17s for the same patient ID Re-attending between 3 & 9 months - Adults	640	1,729	37.0%	50.5%	52.1%	50.8%
% of FP17s for Band 1 Urgent Courses	271	1,764	15.4%	10.1%	9.5%	9.1%
% of FP17s Relating to Free Repair or Replacements	31	1,764	1.8%	0.9%	0.6%	0.8%
% of FP17s Relating to Continuations	25	1,764	1.4%	1.0%	0.8%	0.9%
% of Patients satisfied with the dentistry they have received	3	5	N/A	93.2%	92.4%	92.5%
% of Patients satisfied with the time they had to wait for an appointment	4	5	N/A	84.5%	86.3%	87.0%

* This is based on patients treated on this contract for their most recent course of treatment.

Figures in italics indicate the base number of FP17s or Patient Questionnaire responses are less than 100. N/A is shown where the base number of responses is less than 10 during the period. % is calculated as Quantity/Base number*100

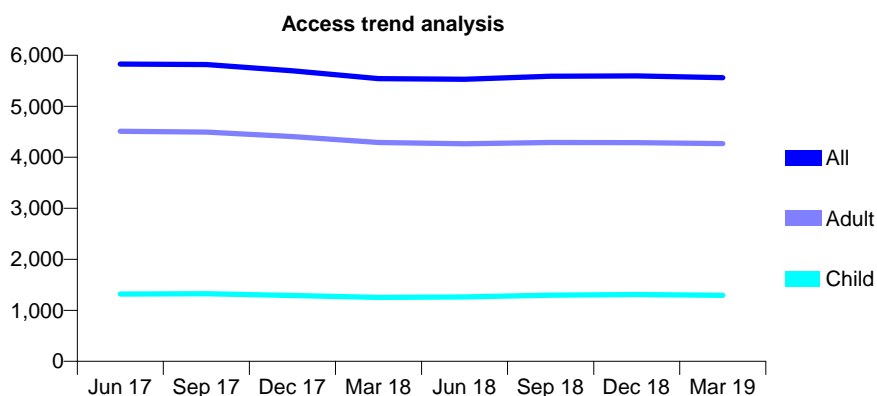
Q66 - Vital Signs At a Glance Contract Report for 235326/0001 - March 2019

Name or company name	Yim Sun Chan & Magdalena Laskowska
Contract type name	GDS Contract
Purpose of contract	General
Contract start date	01/04/2006
Contract end date	

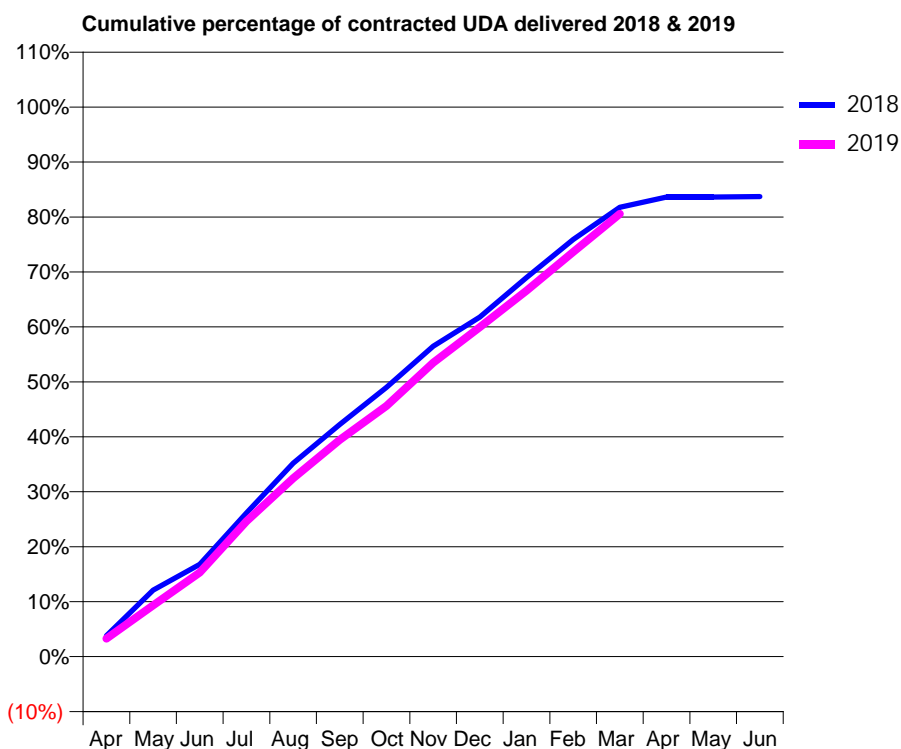
18/19 Contracted general activity (UDA)	14,000
Carry forward general activity (UDA)	0
18/19 Contracted orthodontic activity (UOA)	0
Carry forward orthodontic activity (UOA)	0
Baseline contract value	£369,286.96

ACCESS*

Patients seen in 24 months	Total	Change since previous quarter
Quarter ending March 2018	5,541	
Quarter ending June 2018	5,527	→
Quarter ending September 2018	5,587	→
Quarter ending December 2018	5,597	→
Quarter ending March 2019	5,559	→
Variance since March 2018	0.3%	→



ACTIVITY



Month	Adjusted Scheduled Activity (UDA)	
	2018	2019
April	533	462
May	1,694	1,305
June	2,349	2,143
July	3,660	3,446
August	4,928	4,543
September	5,913	5,521
October	6,860	6,390
November	7,907	7,485
December	8,648	8,394
January	9,658	9,322
February	10,628	10,310
March	11,446	11,281
April	11,708	
May	11,707	
June	11,720	

QUALITY

	Quantity	Base Number	Contract	AT	Region	England
% of FP17s for the same patient ID Re-attending within 3 months - Children	74	1,642	4.5%	9.4%	11.3%	11.8%
% of FP17s for the same patient ID Re-attending within 3 months - Adults	550	5,384	10.2%	14.0%	15.4%	15.7%
% of FP17s for the same patient ID Re-attending between 3 & 9 months - Children	740	1,642	45.1%	60.1%	61.3%	58.9%
% of FP17s for the same patient ID Re-attending between 3 & 9 months - Adults	2,784	5,384	51.7%	50.5%	52.1%	50.8%
% of FP17s for Band 1 Urgent Courses	309	5,866	5.3%	10.1%	9.5%	9.1%
% of FP17s Relating to Free Repair or Replacements	2	5,866	0.0%	0.9%	0.6%	0.8%
% of FP17s Relating to Continuations	23	5,866	0.4%	1.0%	0.8%	0.9%
% of Patients satisfied with the dentistry they have received	6	6	N/A	93.2%	92.4%	92.5%
% of Patients satisfied with the time they had to wait for an appointment	6	6	N/A	84.5%	86.3%	87.0%

* This is based on patients treated on this contract for their most recent course of treatment. Figures in italics indicate the base number of FP17s or Patient Questionnaire responses are less than 100. N/A is shown where the base number of responses is less than 10 during the period. % is calculated as Quantity/Base number*100

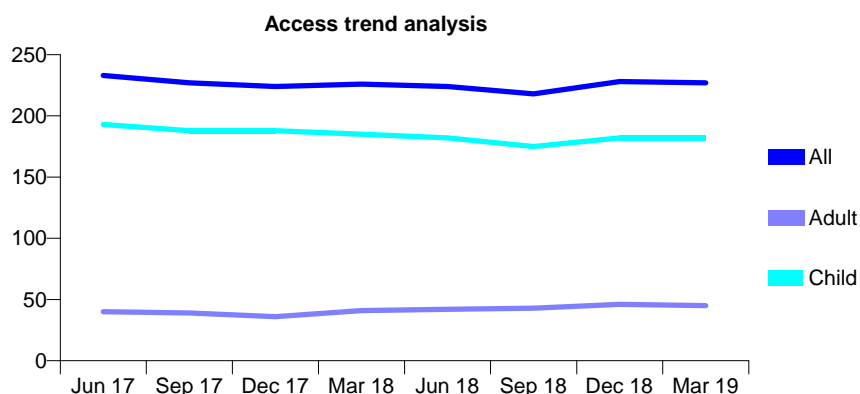
Q66 - Vital Signs At a Glance Contract Report for 235512/0001 - March 2019

Name or company name	MR SF O'CONNAILL
Contract type name	GDS Contract
Purpose of contract	General
Contract start date	01/04/2006
Contract end date	

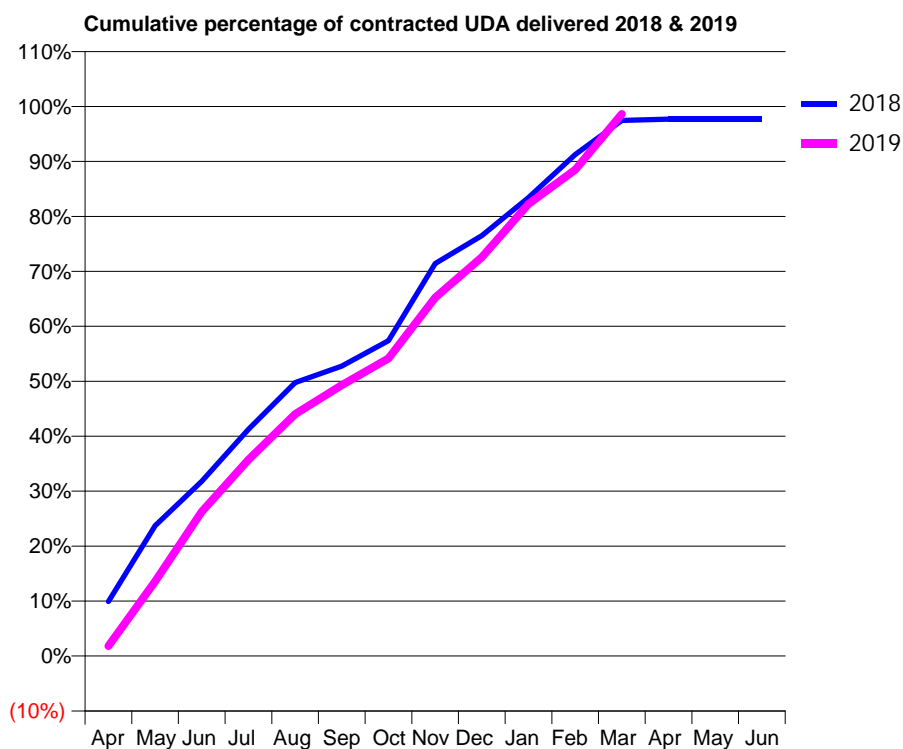
18/19 Contracted general activity (UDA)	434
Carry forward general activity (UDA)	10
18/19 Contracted orthodontic activity (UOA)	0
Carry forward orthodontic activity (UOA)	0
Baseline contract value	£12,641.41

ACCESS*

Patients seen in 24 months	Total	Change since previous quarter
Quarter ending March 2018	226	
Quarter ending June 2018	224	→
Quarter ending September 2018	218	↓
Quarter ending December 2018	228	↑
Quarter ending March 2019	227	→
Variance since March 2018	0.4%	→



ACTIVITY



Month	Adjusted Scheduled Activity (UDA)	
	2018	2019
April	43	8
May	103	59
June	138	114
July	179	155
August	216	191
September	229	214
October	249	235
November	310	283
December	332	315
January	362	357
February	396	384
March	423	428
April	424	
May	424	
June	424	

QUALITY

	Quantity	Base Number	Contract	AT	Region	England
% of FP17s for the same patient ID Re-attending within 3 months - Children	7	298	2.3%	9.4%	11.3%	11.8%
% of FP17s for the same patient ID Re-attending within 3 months - Adults	1	35	2.9%	14.0%	15.4%	15.7%
% of FP17s for the same patient ID Re-attending between 3 & 9 months - Children	226	298	75.8%	60.1%	61.3%	58.9%
% of FP17s for the same patient ID Re-attending between 3 & 9 months - Adults	14	35	40.0%	50.5%	52.1%	50.8%
% of FP17s for Band 1 Urgent Courses	0	332	0.0%	10.1%	9.5%	9.1%
% of FP17s Relating to Free Repair or Replacements	0	332	0.0%	0.9%	0.6%	0.8%
% of FP17s Relating to Continuations	0	332	0.0%	1.0%	0.8%	0.9%
% of Patients satisfied with the dentistry they have received	0	0	N/A	93.2%	92.4%	92.5%
% of Patients satisfied with the time they had to wait for an appointment	0	0	N/A	84.5%	86.3%	87.0%

* This is based on patients treated on this contract for their most recent course of treatment. Figures in italics indicate the base number of FP17s or Patient Questionnaire responses are less than 100. N/A is shown where the base number of responses is less than 10 during the period. % is calculated as Quantity/Base number*100

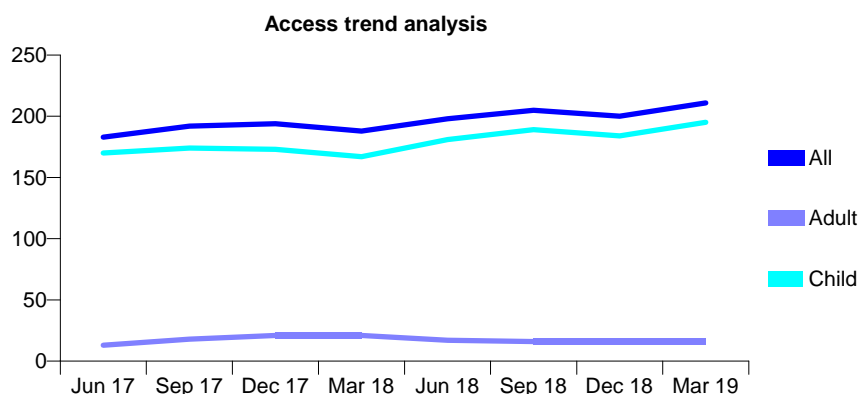
Q66 - Vital Signs At a Glance Contract Report for 243841/0001 - March 2019

Name or company name	MRS HL WILMOT
Contract type name	GDS Contract
Purpose of contract	General
Contract start date	01/04/2006
Contract end date	

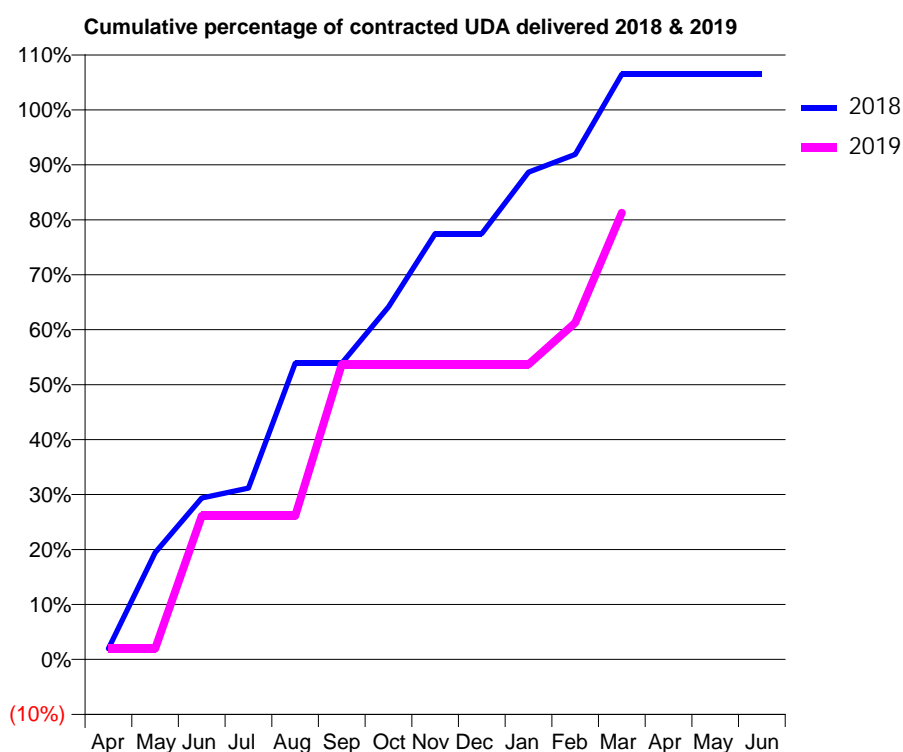
18/19 Contracted general activity (UDA)	555
Carry forward general activity (UDA)	-11
18/19 Contracted orthodontic activity (UOA)	0
Carry forward orthodontic activity (UOA)	0
Baseline contract value	£14,721.26

ACCESS*

Patients seen in 24 months	Total	Change since previous quarter
Quarter ending March 2018	188	
Quarter ending June 2018	198	↑
Quarter ending September 2018	205	↑
Quarter ending December 2018	200	↓
Quarter ending March 2019	211	↑
Variance since March 2018	12.2%	↑



ACTIVITY



Adjusted Scheduled Activity (UDA)		
Month	2018	2019
April	11	11
May	108	11
June	163	145
July	173	145
August	299	145
September	299	298
October	356	298
November	430	298
December	430	298
January	492	298
February	510	340
March	591	451
April	591	
May	591	
June	591	

QUALITY

	Quantity	Base Number	Contract	AT	Region	England
% of FP17s for the same patient ID Re-attending within 3 months - Children	11	329	3.3%	9.4%	11.3%	11.8%
% of FP17s for the same patient ID Re-attending within 3 months - Adults	0	0	N/A	14.0%	15.4%	15.7%
% of FP17s for the same patient ID Re-attending between 3 & 9 months - Children	220	329	66.9%	60.1%	61.3%	58.9%
% of FP17s for the same patient ID Re-attending between 3 & 9 months - Adults	0	0	N/A	50.5%	52.1%	50.8%
% of FP17s for Band 1 Urgent Courses	0	328	0.0%	10.1%	9.5%	9.1%
% of FP17s Relating to Free Repair or Replacements	0	328	0.0%	0.9%	0.6%	0.8%
% of FP17s Relating to Continuations	2	328	0.6%	1.0%	0.8%	0.9%
% of Patients satisfied with the dentistry they have received	0	0	N/A	93.2%	92.4%	92.5%
% of Patients satisfied with the time they had to wait for an appointment	0	0	N/A	84.5%	86.3%	87.0%

* This is based on patients treated on this contract for their most recent course of treatment. Figures in italics indicate the base number of FP17s or Patient Questionnaire responses are less than 100. N/A is shown where the base number of responses is less than 10 during the period. % is calculated as Quantity/Base number*100

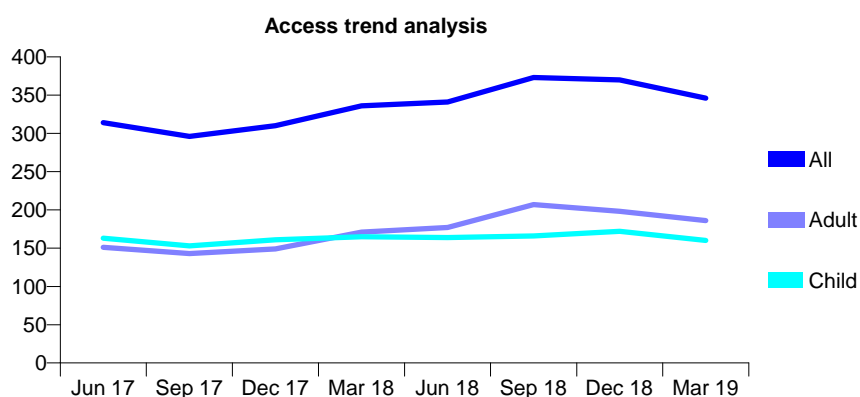
Q66 - Vital Signs At a Glance Contract Report for 258504/0001 - March 2019

Name or company name	MR ME SHAW
Contract type name	GDS Contract
Purpose of contract	General
Contract start date	01/04/2006
Contract end date	

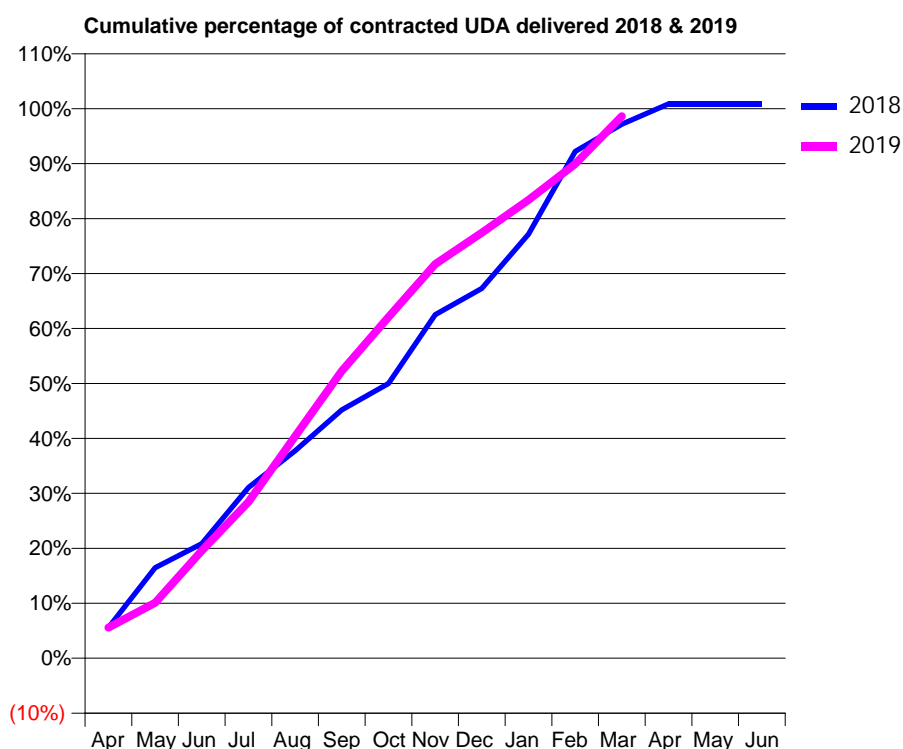
18/19 Contracted general activity (UDA)	1,035
Carry forward general activity (UDA)	-9
18/19 Contracted orthodontic activity (UOA)	0
Carry forward orthodontic activity (UOA)	0
Baseline contract value	£27,299.00

ACCESS*

Patients seen in 24 months	Total	Change since previous quarter
Quarter ending March 2018	336	
Quarter ending June 2018	341	→
Quarter ending September 2018	373	↑
Quarter ending December 2018	370	→
Quarter ending March 2019	346	↓
Variance since March 2018	3.0%	↑



ACTIVITY



Adjusted Scheduled Activity (UDA)		
Month	2018	2019
April	58	58
May	170	104
June	216	203
July	321	295
August	391	418
September	468	541
October	517	642
November	647	742
December	696	801
January	799	863
February	954	931
March	1,006	1,021
April	1,044	
May	1,044	
June	1,044	

QUALITY

	Quantity	Base Number	Contract	AT	Region	England
% of FP17s for the same patient ID Re-attending within 3 months - Children	12	304	3.9%	9.4%	11.3%	11.8%
% of FP17s for the same patient ID Re-attending within 3 months - Adults	12	312	3.8%	14.0%	15.4%	15.7%
% of FP17s for the same patient ID Re-attending between 3 & 9 months - Children	220	304	72.4%	60.1%	61.3%	58.9%
% of FP17s for the same patient ID Re-attending between 3 & 9 months - Adults	165	312	52.9%	50.5%	52.1%	50.8%
% of FP17s for Band 1 Urgent Courses	44	591	7.4%	10.1%	9.5%	9.1%
% of FP17s Relating to Free Repair or Replacements	3	591	0.5%	0.9%	0.6%	0.8%
% of FP17s Relating to Continuations	0	591	0.0%	1.0%	0.8%	0.9%
% of Patients satisfied with the dentistry they have received	0	0	N/A	93.2%	92.4%	92.5%
% of Patients satisfied with the time they had to wait for an appointment	0	0	N/A	84.5%	86.3%	87.0%

* This is based on patients treated on this contract for their most recent course of treatment.

Figures in italics indicate the base number of FP17s or Patient Questionnaire responses are less than 100. N/A is shown where the base number of responses is less than 10 during the period. % is calculated as Quantity/Base number*100

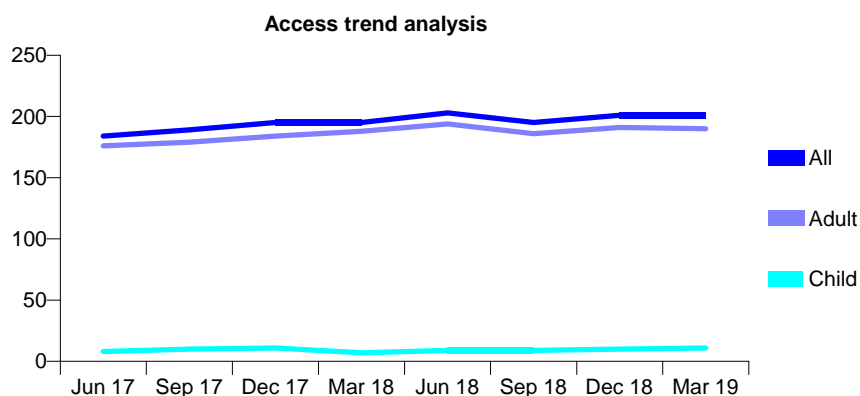
Q66 - Vital Signs At a Glance Contract Report for 258504/0002 - March 2019

Name or company name	MR ME SHAW
Contract type name	GDS Contract
Purpose of contract	General
Contract start date	01/07/2007
Contract end date	

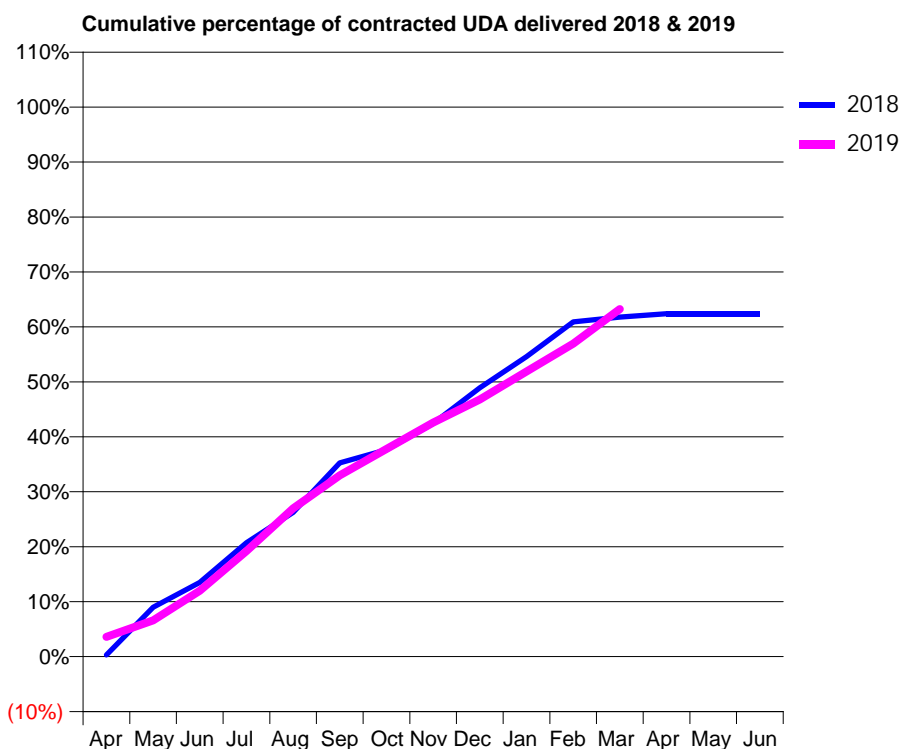
18/19 Contracted general activity (UDA)	400
Carry forward general activity (UDA)	0
18/19 Contracted orthodontic activity (UOA)	0
Carry forward orthodontic activity (UOA)	0
Baseline contract value	£57,328.04

ACCESS*

Patients seen in 24 months	Total	Change since previous quarter
Quarter ending March 2018	195	
Quarter ending June 2018	203	↑
Quarter ending September 2018	195	↓
Quarter ending December 2018	201	↑
Quarter ending March 2019	201	→
Variance since March 2018	3.1%	↑



ACTIVITY



Month	Adjusted Scheduled Activity (UDA)	
	2018	2019
April	1	14
May	36	26
June	54	48
July	83	77
August	105	108
September	141	132
October	151	151
November	170	170
December	196	187
January	218	208
February	244	228
March	247	253
April	250	
May	250	
June	250	

QUALITY

	Quantity	Base Number	Contract	AT	Region	England
% of FP17s for the same patient ID Re-attending within 3 months - Children	0	12	0.0%	9.4%	11.3%	11.8%
% of FP17s for the same patient ID Re-attending within 3 months - Adults	18	201	9.0%	14.0%	15.4%	15.7%
% of FP17s for the same patient ID Re-attending between 3 & 9 months - Children	0	12	0.0%	60.1%	61.3%	58.9%
% of FP17s for the same patient ID Re-attending between 3 & 9 months - Adults	1	201	0.5%	50.5%	52.1%	50.8%
% of FP17s for Band 1 Urgent Courses	210	211	99.5%	10.1%	9.5%	9.1%
% of FP17s Relating to Free Repair or Replacements	0	211	0.0%	0.9%	0.6%	0.8%
% of FP17s Relating to Continuations	0	211	0.0%	1.0%	0.8%	0.9%
% of Patients satisfied with the dentistry they have received	0	0	N/A	93.2%	92.4%	92.5%
% of Patients satisfied with the time they had to wait for an appointment	0	0	N/A	84.5%	86.3%	87.0%

* This is based on patients treated on this contract for their most recent course of treatment. Figures in italics indicate the base number of FP17s or Patient Questionnaire responses are less than 100. N/A is shown where the base number of responses is less than 10 during the period. % is calculated as Quantity/Base number*100

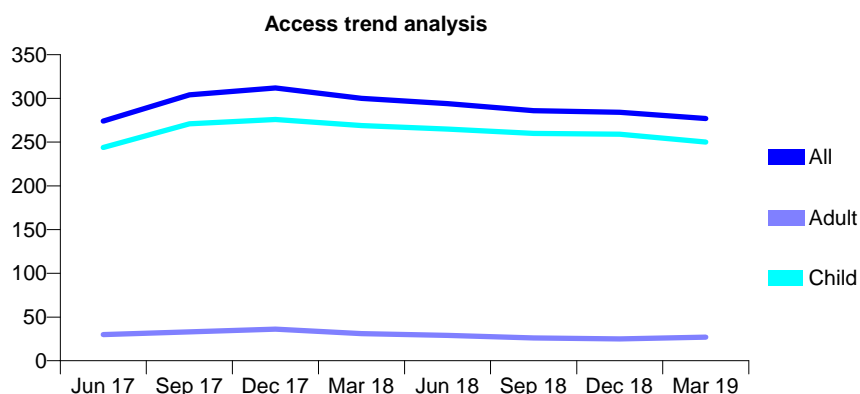
Q66 - Vital Signs At a Glance Contract Report for 308412/0002 - March 2019

Name or company name	Archway Dental Surgery
Contract type name	GDS Contract
Purpose of contract	General
Contract start date	18/01/2016
Contract end date	

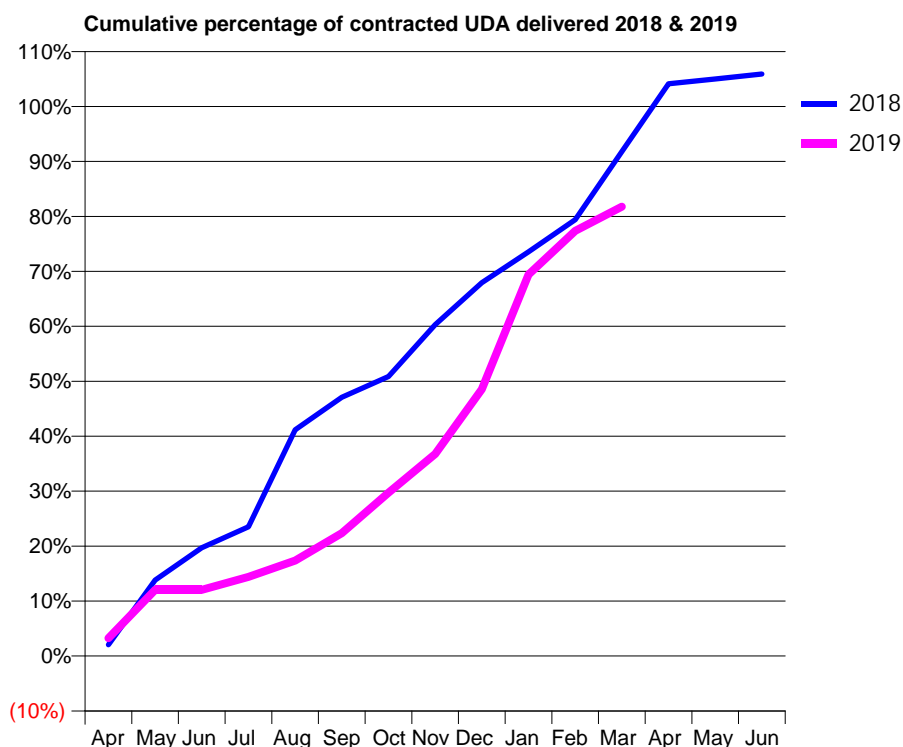
18/19 Contracted general activity (UDA)	340
Carry forward general activity (UDA)	-7
18/19 Contracted orthodontic activity (UOA)	0
Carry forward orthodontic activity (UOA)	0
Baseline contract value	£8,676.80

ACCESS*

Patients seen in 24 months	Total	Change since previous quarter
Quarter ending March 2018	300	
Quarter ending June 2018	294	↓
Quarter ending September 2018	286	↓
Quarter ending December 2018	284	→
Quarter ending March 2019	277	↓
Variance since March 2018	(7.7%)	↓



ACTIVITY



Month	Adjusted Scheduled Activity (UDA)	
	2018	2019
April	7	11
May	47	41
June	67	41
July	80	49
August	140	59
September	160	76
October	173	101
November	205	125
December	231	165
January	250	236
February	270	263
March	312	278
April	354	
May	357	
June	360	

QUALITY

	Quantity	Base Number	Contract	AT	Region	England
% of FP17s for the same patient ID Re-attending within 3 months - Children	4	218	1.8%	9.4%	11.3%	11.8%
% of FP17s for the same patient ID Re-attending within 3 months - Adults	0	2	0.0%	14.0%	15.4%	15.7%
% of FP17s for the same patient ID Re-attending between 3 & 9 months - Children	64	218	29.4%	60.1%	61.3%	58.9%
% of FP17s for the same patient ID Re-attending between 3 & 9 months - Adults	1	2	50.0%	50.5%	52.1%	50.8%
% of FP17s for Band 1 Urgent Courses	1	186	0.5%	10.1%	9.5%	9.1%
% of FP17s Relating to Free Repair or Replacements	0	186	0.0%	0.9%	0.6%	0.8%
% of FP17s Relating to Continuations	0	186	0.0%	1.0%	0.8%	0.9%
% of Patients satisfied with the dentistry they have received	0	0	N/A	93.2%	92.4%	92.5%
% of Patients satisfied with the time they had to wait for an appointment	0	0	N/A	84.5%	86.3%	87.0%

* This is based on patients treated on this contract for their most recent course of treatment. Figures in italics indicate the base number of FP17s or Patient Questionnaire responses are less than 100. N/A is shown where the base number of responses is less than 10 during the period. % is calculated as Quantity/Base number*100

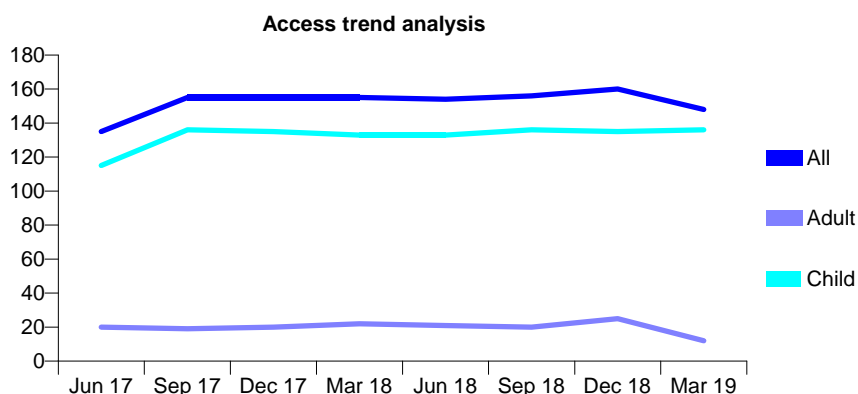
Q66 - Vital Signs At a Glance Contract Report for 322792/0001 - March 2019

Name or company name	Hristo Karakashev
Contract type name	GDS Contract
Purpose of contract	General and Orthodontic
Contract start date	01/04/2006
Contract end date	

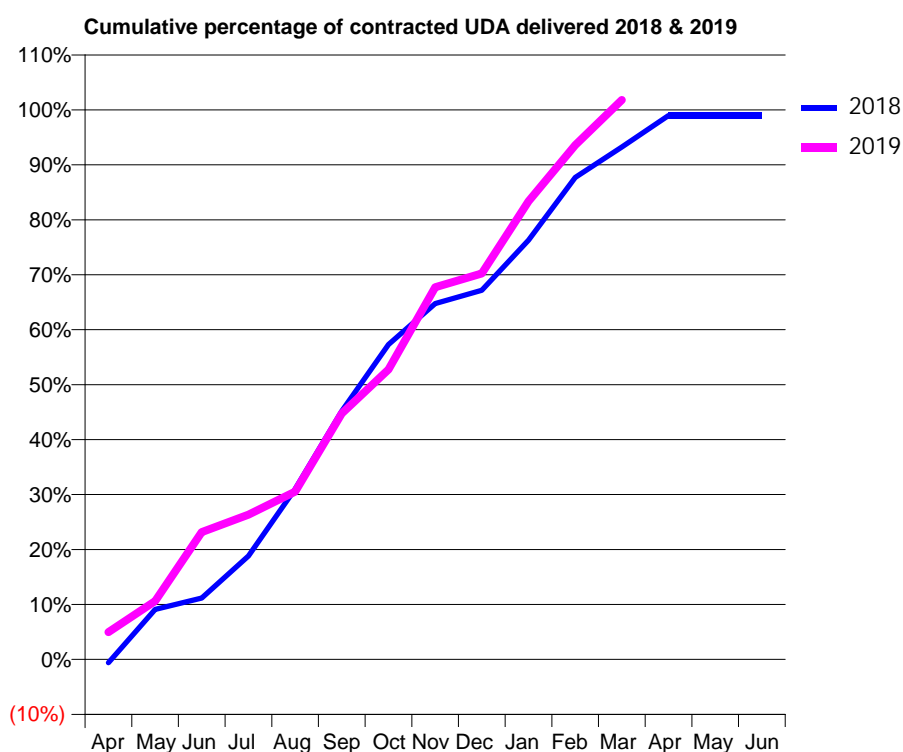
18/19 Contracted general activity (UDA)	290
Carry forward general activity (UDA)	3
18/19 Contracted orthodontic activity (UOA)	0
Carry forward orthodontic activity (UOA)	0
Baseline contract value	£7,130.46

ACCESS*

Patients seen in 24 months	Total	Change since previous quarter
Quarter ending March 2018	155	
Quarter ending June 2018	154	→
Quarter ending September 2018	156	→
Quarter ending December 2018	160	↑
Quarter ending March 2019	148	↓
Variance since March 2018	(4.5%)	↓



ACTIVITY



Month	Adjusted Scheduled Activity (UDA)	
	2018	2019
April	-2	14
May	26	31
June	32	67
July	55	76
August	90	89
September	131	130
October	166	153
November	188	196
December	195	204
January	221	242
February	254	271
March	270	295
April	287	
May	287	
June	287	

QUALITY

	Quantity	Base Number	Contract	AT	Region	England
% of FP17s for the same patient ID Re-attending within 3 months - Children	12	186	6.5%	9.4%	11.3%	11.8%
% of FP17s for the same patient ID Re-attending within 3 months - Adults	0	2	0.0%	14.0%	15.4%	15.7%
% of FP17s for the same patient ID Re-attending between 3 & 9 months - Children	105	186	56.5%	60.1%	61.3%	58.9%
% of FP17s for the same patient ID Re-attending between 3 & 9 months - Adults	2	2	100.0%	50.5%	52.1%	50.8%
% of FP17s for Band 1 Urgent Courses	26	180	14.4%	10.1%	9.5%	9.1%
% of FP17s Relating to Free Repair or Replacements	0	180	0.0%	0.9%	0.6%	0.8%
% of FP17s Relating to Continuations	0	180	0.0%	1.0%	0.8%	0.9%
% of Patients satisfied with the dentistry they have received	0	0	N/A	93.2%	92.4%	92.5%
% of Patients satisfied with the time they had to wait for an appointment	0	0	N/A	84.5%	86.3%	87.0%

* This is based on patients treated on this contract for their most recent course of treatment. Figures in italics indicate the base number of FP17s or Patient Questionnaire responses are less than 100. N/A is shown where the base number of responses is less than 10 during the period. % is calculated as Quantity/Base number*100

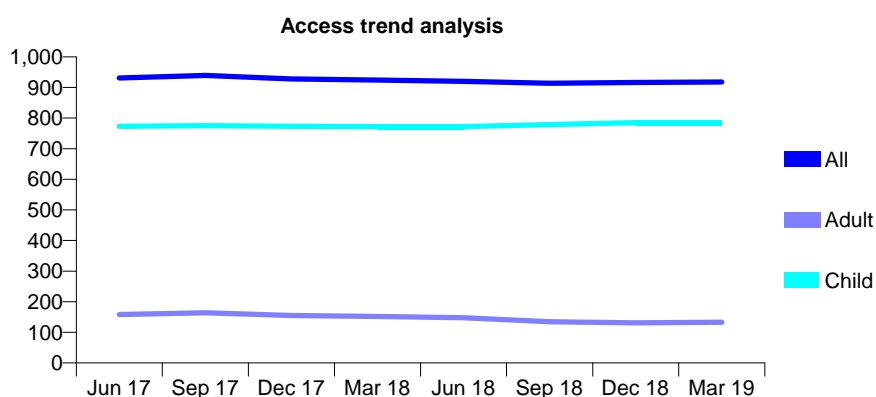
Q66 - Vital Signs At a Glance Contract Report for 324205/0001 - March 2019

Name or company name	MR DK BURGESS
Contract type name	GDS Contract
Purpose of contract	General and Orthodontic
Contract start date	01/04/2006
Contract end date	

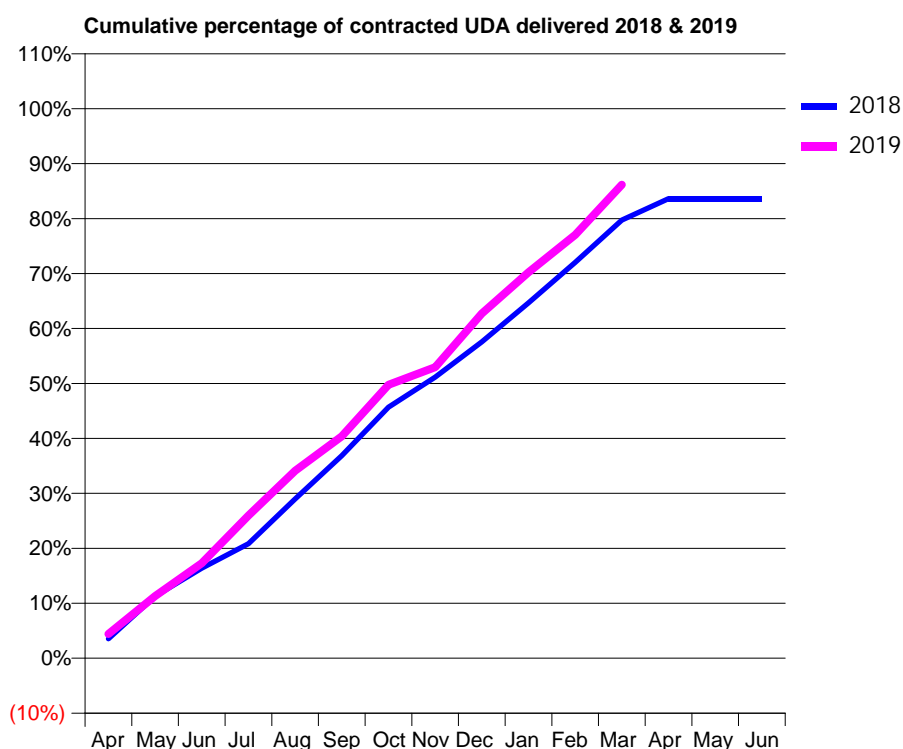
18/19 Contracted general activity (UDA)	2,137
Carry forward general activity (UDA)	0
18/19 Contracted orthodontic activity (UOA)	728
Carry forward orthodontic activity (UOA)	0
Baseline contract value	£106,611.85

ACCESS*

Patients seen in 24 months	Total	Change since previous quarter
Quarter ending March 2018	924	
Quarter ending June 2018	920	→
Quarter ending September 2018	914	→
Quarter ending December 2018	916	→
Quarter ending March 2019	918	→
Variance since March 2018	(0.6%)	→



ACTIVITY



Month	2018	2019
April	76	94
May	241	242
June	350	370
July	445	555
August	619	729
September	787	863
October	976	1,063
November	1,093	1,132
December	1,231	1,340
January	1,382	1,501
February	1,539	1,646
March	1,704	1,841
April	1,787	
May	1,787	
June	1,787	

QUALITY

	Quantity	Base Number	Contract	AT	Region	England
% of FP17s for the same patient ID Re-attending within 3 months - Children	157	1,417	11.1%	9.4%	11.3%	11.8%
% of FP17s for the same patient ID Re-attending within 3 months - Adults	12	83	14.5%	14.0%	15.4%	15.7%
% of FP17s for the same patient ID Re-attending between 3 & 9 months - Children	928	1,417	65.5%	60.1%	61.3%	58.9%
% of FP17s for the same patient ID Re-attending between 3 & 9 months - Adults	41	83	49.4%	50.5%	52.1%	50.8%
% of FP17s for Band 1 Urgent Courses	26	1,323	2.0%	10.1%	9.5%	9.1%
% of FP17s Relating to Free Repair or Replacements	0	1,323	0.0%	0.9%	0.6%	0.8%
% of FP17s Relating to Continuations	1	1,323	0.1%	1.0%	0.8%	0.9%
% of Patients satisfied with the dentistry they have received	0	0	N/A	93.2%	92.4%	92.5%
% of Patients satisfied with the time they had to wait for an appointment	0	0	N/A	84.5%	86.3%	87.0%

* This is based on patients treated on this contract for their most recent course of treatment.

Figures in italics indicate the base number of FP17s or Patient Questionnaire responses are less than 100. N/A is shown where the base number of responses is less than 10 during the period. % is calculated as Quantity/Base number*100

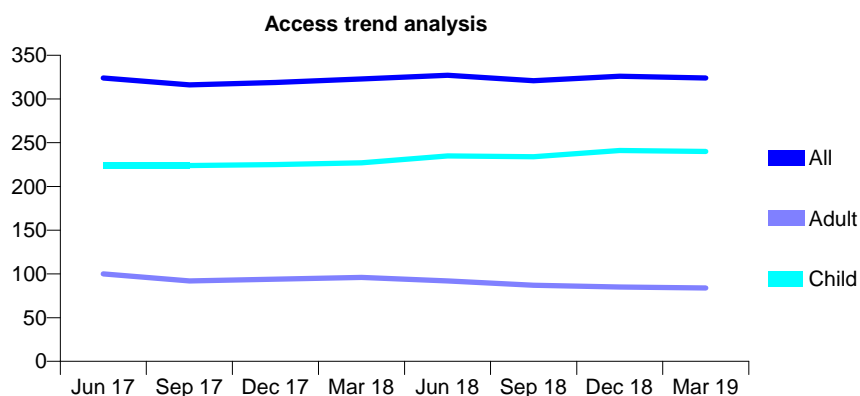
Q66 - Vital Signs At a Glance Contract Report for 329037/0001 - March 2019

Name or company name	MISS EL CHOUROT
Contract type name	GDS Contract
Purpose of contract	General
Contract start date	01/04/2006
Contract end date	

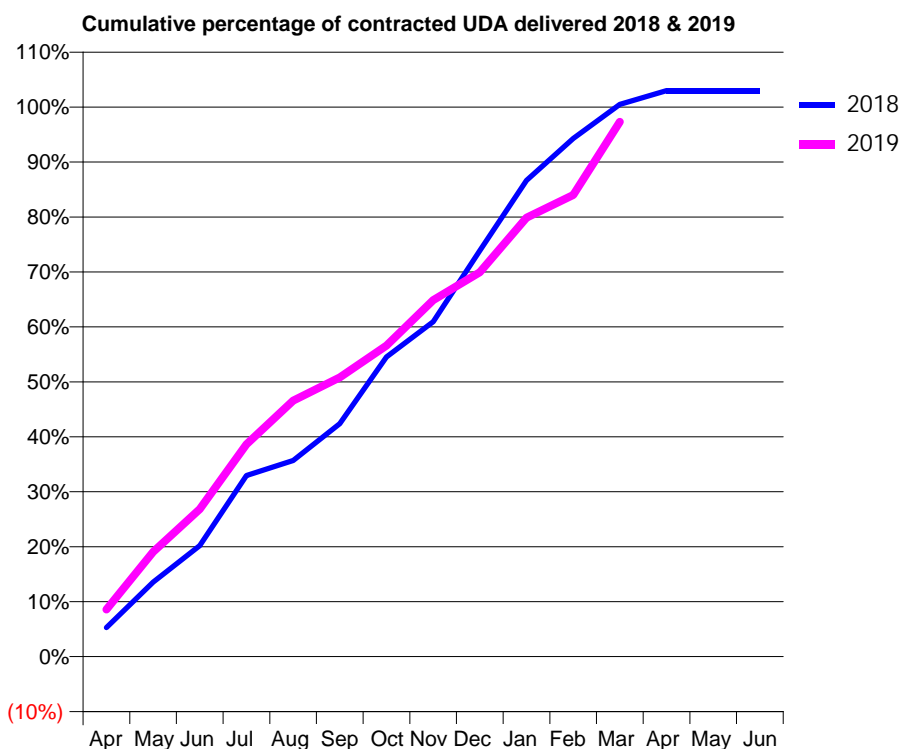
18/19 Contracted general activity (UDA)	700
Carry forward general activity (UDA)	-14
18/19 Contracted orthodontic activity (UOA)	0
Carry forward orthodontic activity (UOA)	0
Baseline contract value	£15,807.69

ACCESS*

Patients seen in 24 months	Total	Change since previous quarter
Quarter ending March 2018	323	
Quarter ending June 2018	327	→
Quarter ending September 2018	321	↓
Quarter ending December 2018	326	→
Quarter ending March 2019	324	→
Variance since March 2018	0.3%	→



ACTIVITY



Month	Adjusted Scheduled Activity (UDA)	
	2018	2019
April	37	60
May	95	133
June	141	188
July	231	271
August	250	326
September	297	356
October	382	396
November	427	454
December	517	489
January	607	559
February	660	588
March	703	681
April	721	
May	721	
June	721	

QUALITY

	Quantity	Base Number	Contract	AT	Region	England
% of FP17s for the same patient ID Re-attending within 3 months - Children	15	380	3.9%	9.4%	11.3%	11.8%
% of FP17s for the same patient ID Re-attending within 3 months - Adults	13	90	14.4%	14.0%	15.4%	15.7%
% of FP17s for the same patient ID Re-attending between 3 & 9 months - Children	273	380	71.8%	60.1%	61.3%	58.9%
% of FP17s for the same patient ID Re-attending between 3 & 9 months - Adults	51	90	56.7%	50.5%	52.1%	50.8%
% of FP17s for Band 1 Urgent Courses	26	455	5.7%	10.1%	9.5%	9.1%
% of FP17s Relating to Free Repair or Replacements	0	455	0.0%	0.9%	0.6%	0.8%
% of FP17s Relating to Continuations	0	455	0.0%	1.0%	0.8%	0.9%
% of Patients satisfied with the dentistry they have received	0	0	N/A	93.2%	92.4%	92.5%
% of Patients satisfied with the time they had to wait for an appointment	0	0	N/A	84.5%	86.3%	87.0%

* This is based on patients treated on this contract for their most recent course of treatment. Figures in italics indicate the base number of FP17s or Patient Questionnaire responses are less than 100. N/A is shown where the base number of responses is less than 10 during the period. % is calculated as Quantity/Base number*100

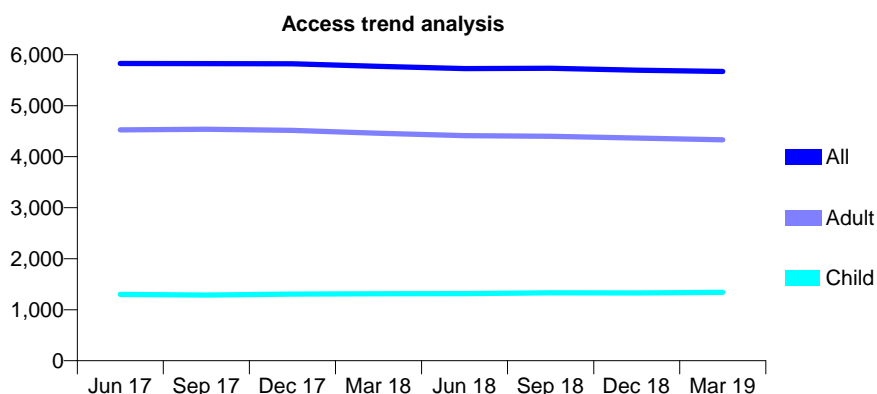
Q66 - Vital Signs At a Glance Contract Report for 331872/0001 - March 2019

Name or company name	MR SC PACE
Contract type name	GDS Contract
Purpose of contract	General
Contract start date	01/04/2006
Contract end date	

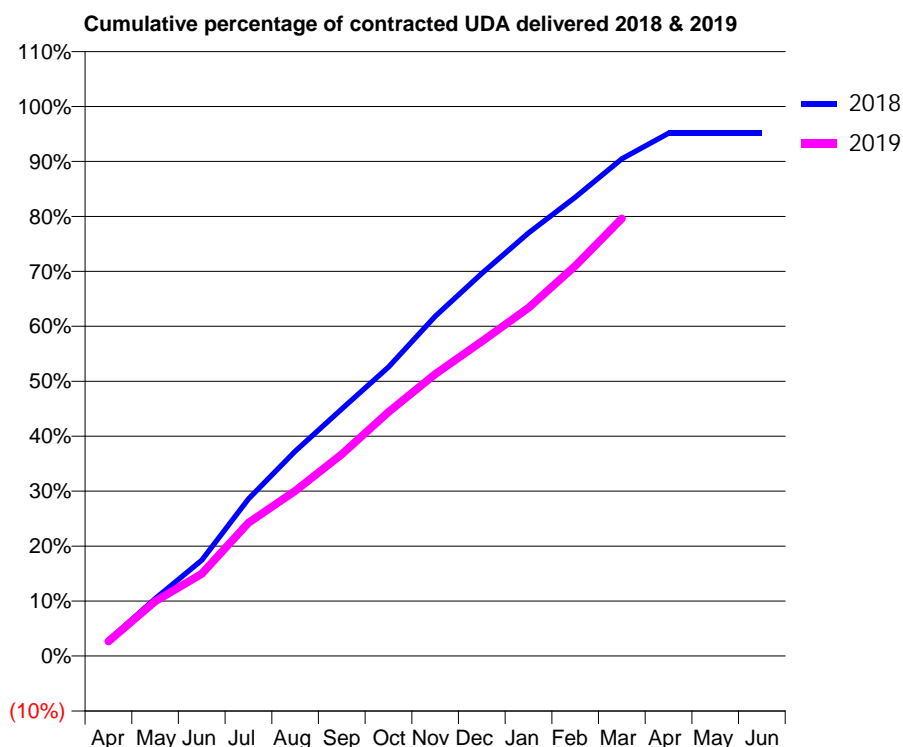
18/19 Contracted general activity (UDA)	17,536
Carry forward general activity (UDA)	0
18/19 Contracted orthodontic activity (UOA)	0
Carry forward orthodontic activity (UOA)	0
Baseline contract value	£467,776.11

ACCESS*

Patients seen in 24 months	Total	Change since previous quarter
Quarter ending March 2018	5,772	
Quarter ending June 2018	5,728	→
Quarter ending September 2018	5,734	→
Quarter ending December 2018	5,695	→
Quarter ending March 2019	5,673	→
Variance since March 2018	(1.7%)	↓



ACTIVITY



Month	Adjusted Scheduled Activity (UDA)	
	2018	2019
April	498	471
May	1,832	1,741
June	3,057	2,624
July	5,015	4,252
August	6,533	5,265
September	7,884	6,436
October	9,220	7,785
November	10,840	8,992
December	12,206	10,037
January	13,499	11,110
February	14,639	12,450
March	15,863	13,961
April	16,683	
May	16,683	
June	16,683	

QUALITY

	Quantity	Base Number	Contract	AT	Region	England
% of FP17s for the same patient ID Re-attending within 3 months - Children	146	2,209	6.6%	9.4%	11.3%	11.8%
% of FP17s for the same patient ID Re-attending within 3 months - Adults	756	6,445	11.7%	14.0%	15.4%	15.7%
% of FP17s for the same patient ID Re-attending between 3 & 9 months - Children	1,421	2,209	64.3%	60.1%	61.3%	58.9%
% of FP17s for the same patient ID Re-attending between 3 & 9 months - Adults	3,795	6,445	58.9%	50.5%	52.1%	50.8%
% of FP17s for Band 1 Urgent Courses	417	8,280	5.0%	10.1%	9.5%	9.1%
% of FP17s Relating to Free Repair or Replacements	172	8,280	2.1%	0.9%	0.6%	0.8%
% of FP17s Relating to Continuations	54	8,280	0.7%	1.0%	0.8%	0.9%
% of Patients satisfied with the dentistry they have received	1	1	N/A	93.2%	92.4%	92.5%
% of Patients satisfied with the time they had to wait for an appointment	1	1	N/A	84.5%	86.3%	87.0%

* This is based on patients treated on this contract for their most recent course of treatment. Figures in italics indicate the base number of FP17s or Patient Questionnaire responses are less than 100. N/A is shown where the base number of responses is less than 10 during the period. % is calculated as Quantity/Base number*100

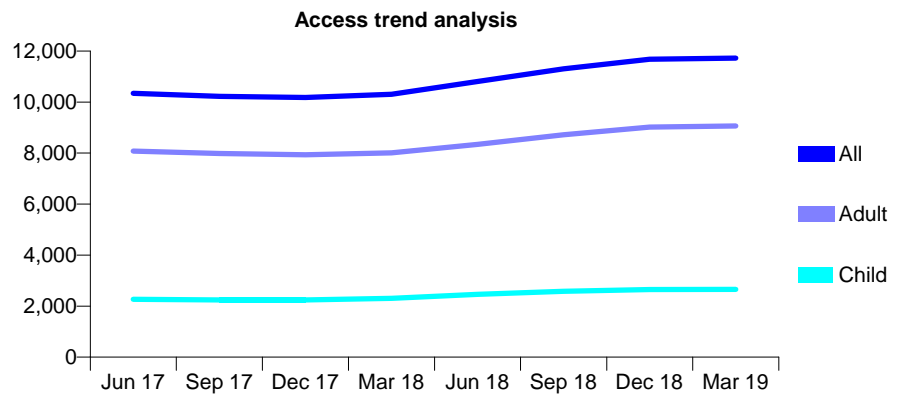
Q66 - Vital Signs At a Glance Contract Report for 331872/0002 - March 2019

Name or company name	MR SC PACE
Contract type name	GDS Contract
Purpose of contract	General
Contract start date	01/04/2006
Contract end date	

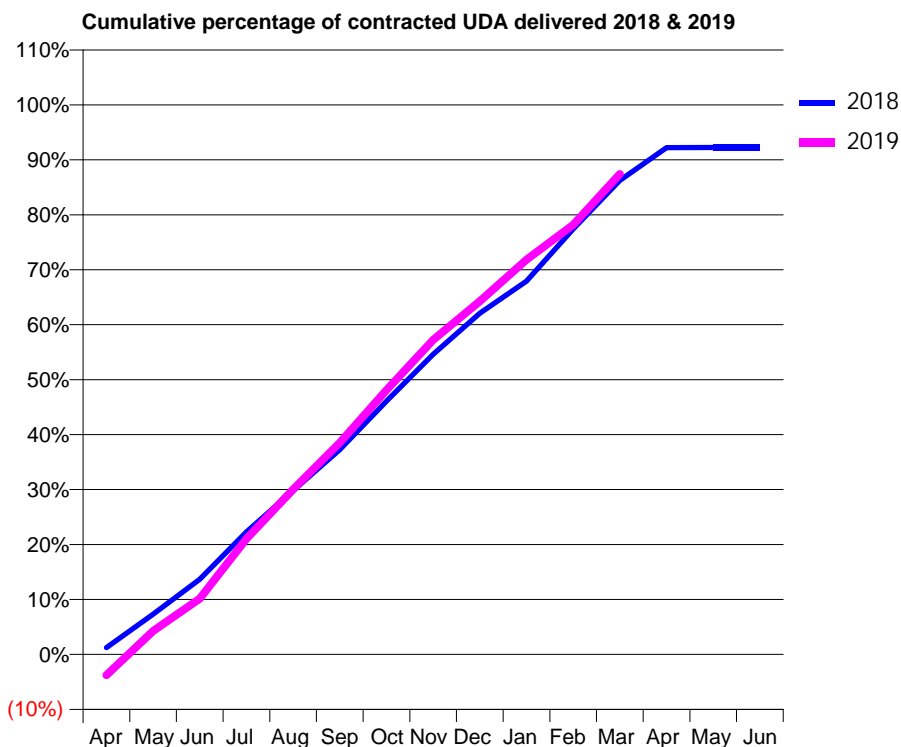
18/19 Contracted general activity (UDA)	41,142
Carry forward general activity (UDA)	2,885
18/19 Contracted orthodontic activity (UOA)	0
Carry forward orthodontic activity (UOA)	0
Baseline contract value	£1,127,395.57

ACCESS*

Patients seen in 24 months	Total	Change since previous quarter
Quarter ending March 2018	10,311	
Quarter ending June 2018	10,803	↑
Quarter ending September 2018	11,304	↑
Quarter ending December 2018	11,680	↑
Quarter ending March 2019	11,724	→
Variance since March 2018	13.7%	↑



ACTIVITY



Month	Adjusted Scheduled Activity (UDA)	
	2018	2019
April	465	-1,560
May	2,735	1,748
June	5,096	4,179
July	8,304	8,659
August	11,105	12,367
September	13,876	15,852
October	17,164	19,781
November	20,340	23,546
December	23,117	26,427
January	25,299	29,557
February	28,832	32,162
March	32,114	35,954
April	34,342	
May	34,354	
June	34,357	

QUALITY

	Quantity	Base Number	Contract	AT	Region	England
% of FP17s for the same patient ID Re-attending within 3 months - Children	178	4,172	4.3%	9.4%	11.3%	11.8%
% of FP17s for the same patient ID Re-attending within 3 months - Adults	1,415	14,192	10.0%	14.0%	15.4%	15.7%
% of FP17s for the same patient ID Re-attending between 3 & 9 months - Children	2,627	4,172	63.0%	60.1%	61.3%	58.9%
% of FP17s for the same patient ID Re-attending between 3 & 9 months - Adults	8,891	14,192	62.6%	50.5%	52.1%	50.8%
% of FP17s for Band 1 Urgent Courses	579	17,681	3.3%	10.1%	9.5%	9.1%
% of FP17s Relating to Free Repair or Replacements	113	17,681	0.6%	0.9%	0.6%	0.8%
% of FP17s Relating to Continuations	42	17,681	0.2%	1.0%	0.8%	0.9%
% of Patients satisfied with the dentistry they have received	8	9	N/A	93.2%	92.4%	92.5%
% of Patients satisfied with the time they had to wait for an appointment	7	9	N/A	84.5%	86.3%	87.0%

* This is based on patients treated on this contract for their most recent course of treatment. Figures in italics indicate the base number of FP17s or Patient Questionnaire responses are less than 100. N/A is shown where the base number of responses is less than 10 during the period. % is calculated as Quantity/Base number*100

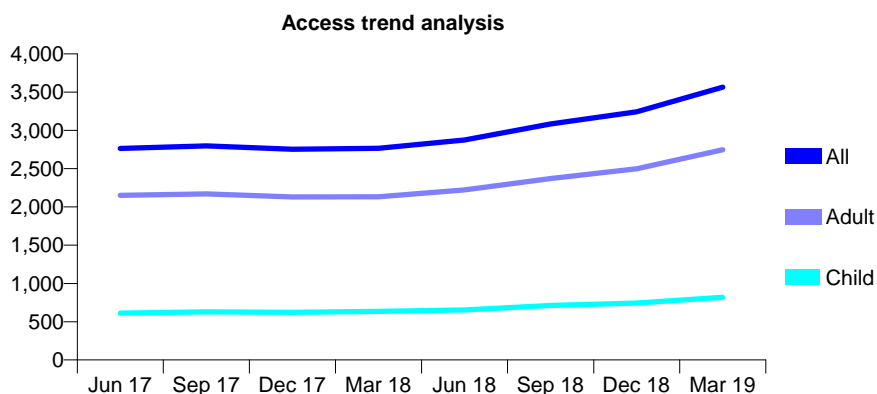
Q66 - Vital Signs At a Glance Contract Report for 331872/0003 - March 2019

Name or company name	MR SC PACE
Contract type name	GDS Contract
Purpose of contract	General
Contract start date	01/11/2012
Contract end date	

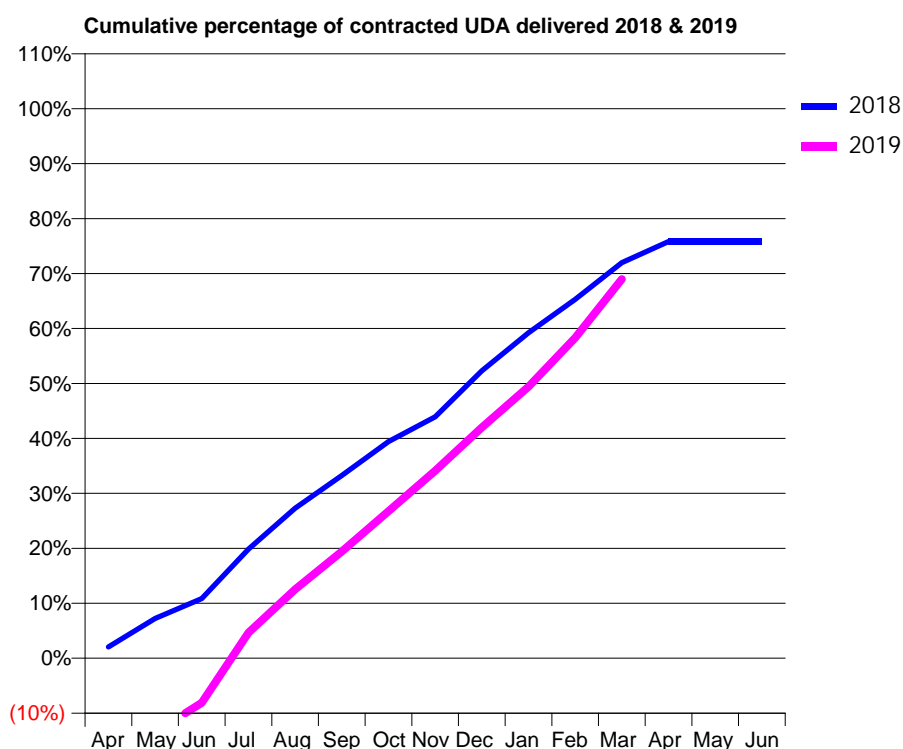
18/19 Contracted general activity (UDA)	12,000
Carry forward general activity (UDA)	2,538
18/19 Contracted orthodontic activity (UOA)	0
Carry forward orthodontic activity (UOA)	0
Baseline contract value	£323,703.28

ACCESS*

Patients seen in 24 months	Total	Change since previous quarter
Quarter ending March 2018	2,767	
Quarter ending June 2018	2,875	↑
Quarter ending September 2018	3,084	↑
Quarter ending December 2018	3,242	↑
Quarter ending March 2019	3,566	↑
Variance since March 2018	28.9%	↑



ACTIVITY



Month	2018	2019
April	216	-2,268
May	760	-1,614
June	1,141	-977
July	2,084	557
August	2,868	1,503
September	3,492	2,329
October	4,138	3,209
November	4,613	4,095
December	5,490	5,037
January	6,219	5,927
February	6,858	6,999
March	7,557	8,277
April	7,962	
May	7,962	
June	7,962	

QUALITY

	Quantity	Base Number	Contract	AT	Region	England
% of FP17s for the same patient ID Re-attending within 3 months - Children	75	1,287	5.8%	9.4%	11.3%	11.8%
% of FP17s for the same patient ID Re-attending within 3 months - Adults	644	4,401	14.6%	14.0%	15.4%	15.7%
% of FP17s for the same patient ID Re-attending between 3 & 9 months - Children	764	1,287	59.4%	60.1%	61.3%	58.9%
% of FP17s for the same patient ID Re-attending between 3 & 9 months - Adults	2,397	4,401	54.5%	50.5%	52.1%	50.8%
% of FP17s for Band 1 Urgent Courses	428	5,522	7.8%	10.1%	9.5%	9.1%
% of FP17s Relating to Free Repair or Replacements	145	5,522	2.6%	0.9%	0.6%	0.8%
% of FP17s Relating to Continuations	31	5,522	0.6%	1.0%	0.8%	0.9%
% of Patients satisfied with the dentistry they have received	5	5	N/A	93.2%	92.4%	92.5%
% of Patients satisfied with the time they had to wait for an appointment	5	5	N/A	84.5%	86.3%	87.0%

* This is based on patients treated on this contract for their most recent course of treatment. Figures in italics indicate the base number of FP17s or Patient Questionnaire responses are less than 100. N/A is shown where the base number of responses is less than 10 during the period. % is calculated as Quantity/Base number*100

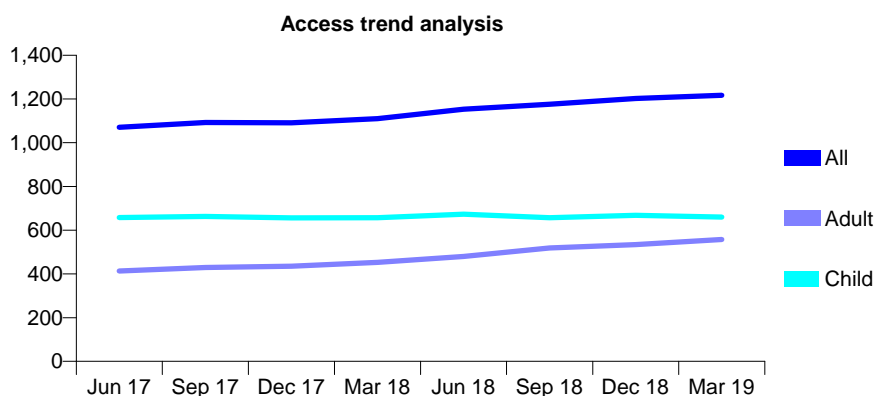
Q66 - Vital Signs At a Glance Contract Report for 335002/0002 - March 2019

Name or company name	MR AZ GITLIN
Contract type name	GDS Contract
Purpose of contract	General
Contract start date	01/04/2006
Contract end date	

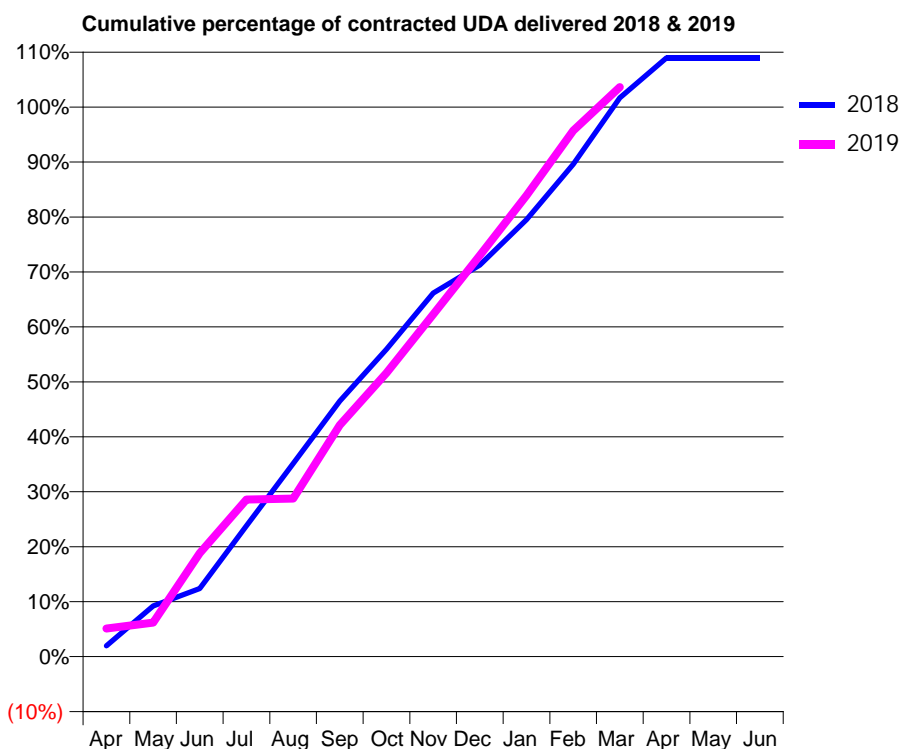
18/19 Contracted general activity (UDA)	2,679
Carry forward general activity (UDA)	-46
18/19 Contracted orthodontic activity (UOA)	0
Carry forward orthodontic activity (UOA)	0
Baseline contract value	£63,866.59

ACCESS*

Patients seen in 24 months	Total	Change since previous quarter
Quarter ending March 2018	1,110	
Quarter ending June 2018	1,153	↑
Quarter ending September 2018	1,176	→
Quarter ending December 2018	1,202	↑
Quarter ending March 2019	1,217	→
Variance since March 2018	9.6%	↑



ACTIVITY



Month	Adjusted Scheduled Activity (UDA)	
	2018	2019
April	45	137
May	210	166
June	282	505
July	543	766
August	801	770
September	1,060	1,128
October	1,274	1,383
November	1,507	1,668
December	1,623	1,955
January	1,812	2,248
February	2,042	2,564
March	2,317	2,776
April	2,483	
May	2,483	
June	2,483	

QUALITY

	Quantity	Base Number	Contract	AT	Region	England
% of FP17s for the same patient ID Re-attending within 3 months - Children	41	849	4.8%	9.4%	11.3%	11.8%
% of FP17s for the same patient ID Re-attending within 3 months - Adults	57	637	8.9%	14.0%	15.4%	15.7%
% of FP17s for the same patient ID Re-attending between 3 & 9 months - Children	450	849	53.0%	60.1%	61.3%	58.9%
% of FP17s for the same patient ID Re-attending between 3 & 9 months - Adults	303	637	47.6%	50.5%	52.1%	50.8%
% of FP17s for Band 1 Urgent Courses	27	1,386	1.9%	10.1%	9.5%	9.1%
% of FP17s Relating to Free Repair or Replacements	30	1,386	2.2%	0.9%	0.6%	0.8%
% of FP17s Relating to Continuations	6	1,386	0.4%	1.0%	0.8%	0.9%
% of Patients satisfied with the dentistry they have received	1	1	N/A	93.2%	92.4%	92.5%
% of Patients satisfied with the time they had to wait for an appointment	1	1	N/A	84.5%	86.3%	87.0%

* This is based on patients treated on this contract for their most recent course of treatment. Figures in italics indicate the base number of FP17s or Patient Questionnaire responses are less than 100. N/A is shown where the base number of responses is less than 10 during the period. % is calculated as Quantity/Base number*100

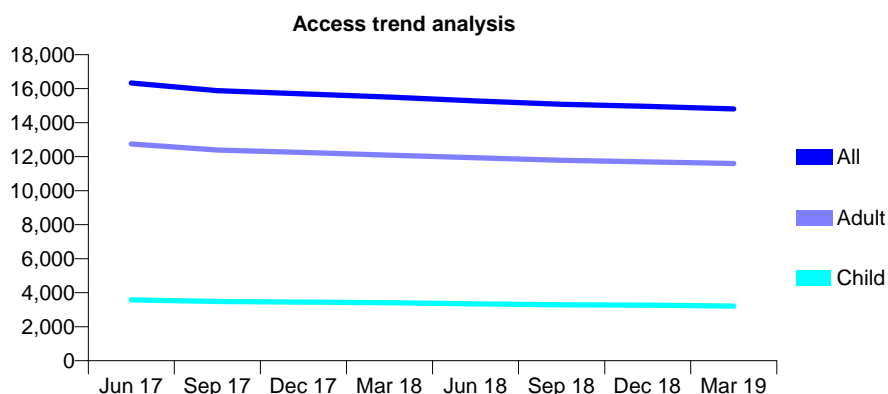
Q66 - Vital Signs At a Glance Contract Report for 335738/0001 - March 2019

Name or company name	MISS SJ YOUNG
Contract type name	GDS Contract
Purpose of contract	General
Contract start date	01/04/2006
Contract end date	

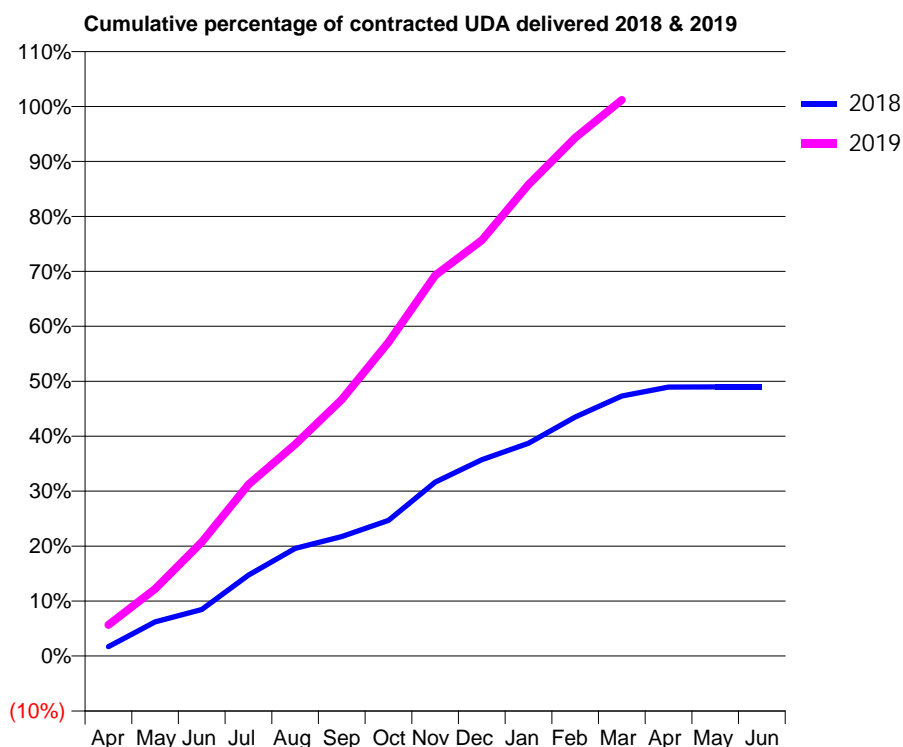
18/19 Contracted general activity (UDA)	28,500
Carry forward general activity (UDA)	0
18/19 Contracted orthodontic activity (UOA)	0
Carry forward orthodontic activity (UOA)	0
Baseline contract value	£735,950.43

ACCESS*

Patients seen in 24 months	Total	Change since previous quarter
Quarter ending March 2018	15,499	
Quarter ending June 2018	15,286	↓
Quarter ending September 2018	15,090	↓
Quarter ending December 2018	14,959	→
Quarter ending March 2019	14,810	→
Variance since March 2018	(4.4%)	↓



ACTIVITY



Month	Adjusted Scheduled Activity (UDA)	
	2018	2019
April	959	1,612
May	3,498	3,485
June	4,756	5,913
July	8,279	8,888
August	11,014	10,979
September	12,221	13,303
October	13,876	16,269
November	17,797	19,741
December	20,066	21,562
January	21,757	24,444
February	24,451	26,877
March	26,588	28,834
April	27,505	
May	27,515	
June	27,515	

QUALITY

	Quantity	Base Number	Contract	AT	Region	England
% of FP17s for the same patient ID Re-attending within 3 months - Children	284	4,072	7.0%	9.4%	11.3%	11.8%
% of FP17s for the same patient ID Re-attending within 3 months - Adults	2,441	13,858	17.6%	14.0%	15.4%	15.7%
% of FP17s for the same patient ID Re-attending between 3 & 9 months - Children	1,676	4,072	41.2%	60.1%	61.3%	58.9%
% of FP17s for the same patient ID Re-attending between 3 & 9 months - Adults	4,254	13,858	30.7%	50.5%	52.1%	50.8%
% of FP17s for Band 1 Urgent Courses	2,179	15,149	14.4%	10.1%	9.5%	9.1%
% of FP17s Relating to Free Repair or Replacements	189	15,149	1.2%	0.9%	0.6%	0.8%
% of FP17s Relating to Continuations	258	15,149	1.7%	1.0%	0.8%	0.9%
% of Patients satisfied with the dentistry they have received	7	7	N/A	93.2%	92.4%	92.5%
% of Patients satisfied with the time they had to wait for an appointment	6	7	N/A	84.5%	86.3%	87.0%

* This is based on patients treated on this contract for their most recent course of treatment. Figures in italics indicate the base number of FP17s or Patient Questionnaire responses are less than 100. N/A is shown where the base number of responses is less than 10 during the period. % is calculated as Quantity/Base number*100

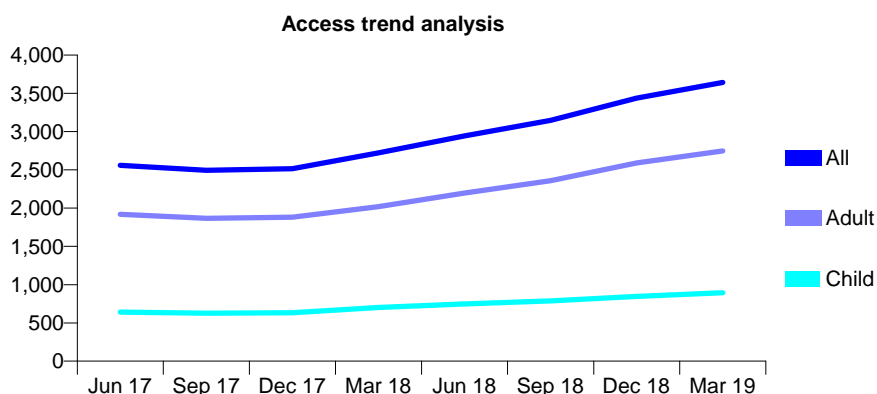
Q66 - Vital Signs At a Glance Contract Report for 337641/0001 - March 2019

Name or company name	MR MI STEWART
Contract type name	GDS Contract
Purpose of contract	General
Contract start date	01/04/2006
Contract end date	

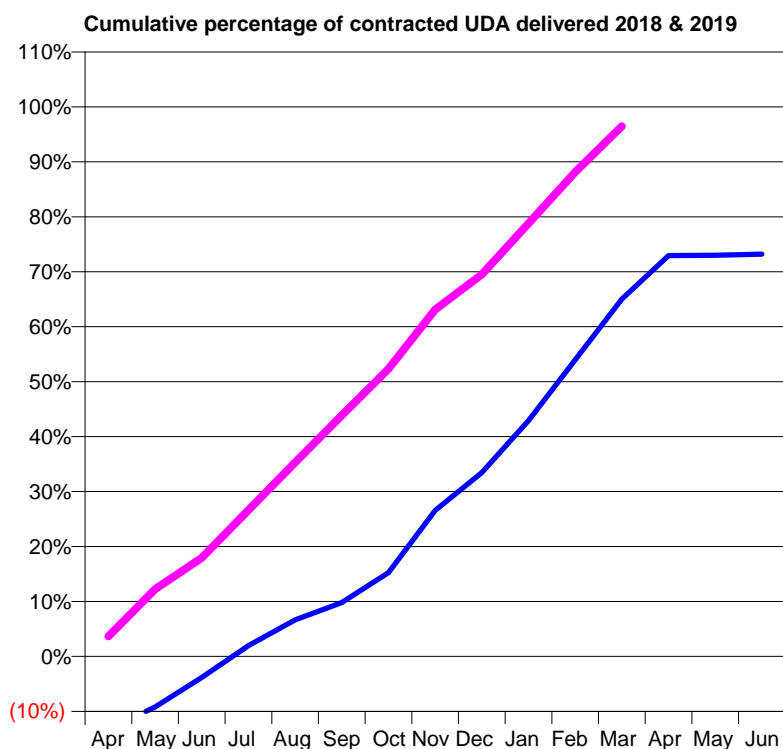
18/19 Contracted general activity (UDA)	8,600
Carry forward general activity (UDA)	0
18/19 Contracted orthodontic activity (UOA)	0
Carry forward orthodontic activity (UOA)	0
Baseline contract value	£222,249.29

ACCESS*

Patients seen in 24 months	Total	Change since previous quarter
Quarter ending March 2018	2,721	
Quarter ending June 2018	2,945	↑
Quarter ending September 2018	3,146	↑
Quarter ending December 2018	3,438	↑
Quarter ending March 2019	3,642	↑
Variance since March 2018	33.8%	↑



ACTIVITY



Month	Adjusted Scheduled Activity (UDA)	
	2018	2019
April	-744	314
May	-515	1,053
June	-216	1,542
July	111	2,290
August	373	3,037
September	550	3,770
October	854	4,499
November	1,489	5,429
December	1,874	5,979
January	2,404	6,776
February	3,023	7,578
March	3,642	8,297
April	4,084	
May	4,087	
June	4,099	

QUALITY

	Quantity	Base Number	Contract	AT	Region	England
% of FP17s for the same patient ID Re-attending within 3 months - Children	113	1,333	8.5%	9.4%	11.3%	11.8%
% of FP17s for the same patient ID Re-attending within 3 months - Adults	768	4,356	17.6%	14.0%	15.4%	15.7%
% of FP17s for the same patient ID Re-attending between 3 & 9 months - Children	634	1,333	47.6%	60.1%	61.3%	58.9%
% of FP17s for the same patient ID Re-attending between 3 & 9 months - Adults	1,796	4,356	41.2%	50.5%	52.1%	50.8%
% of FP17s for Band 1 Urgent Courses	473	4,180	11.3%	10.1%	9.5%	9.1%
% of FP17s Relating to Free Repair or Replacements	43	4,180	1.0%	0.9%	0.6%	0.8%
% of FP17s Relating to Continuations	91	4,180	2.2%	1.0%	0.8%	0.9%
% of Patients satisfied with the dentistry they have received	2	2	N/A	93.2%	92.4%	92.5%
% of Patients satisfied with the time they had to wait for an appointment	1	2	N/A	84.5%	86.3%	87.0%

* This is based on patients treated on this contract for their most recent course of treatment. Figures in italics indicate the base number of FP17s or Patient Questionnaire responses are less than 100. N/A is shown where the base number of responses is less than 10 during the period. % is calculated as Quantity/Base number*100

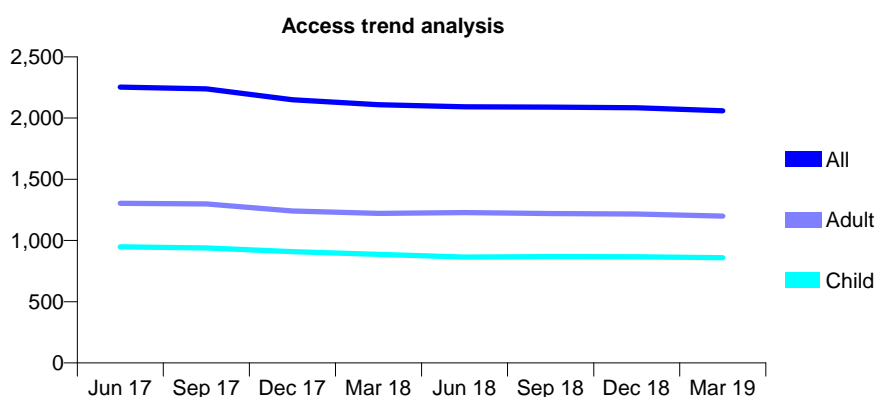
Q66 - Vital Signs At a Glance Contract Report for 340332/0001 - March 2019

Name or company name	MR CJ PRESTON
Contract type name	GDS Contract
Purpose of contract	General
Contract start date	01/05/2006
Contract end date	

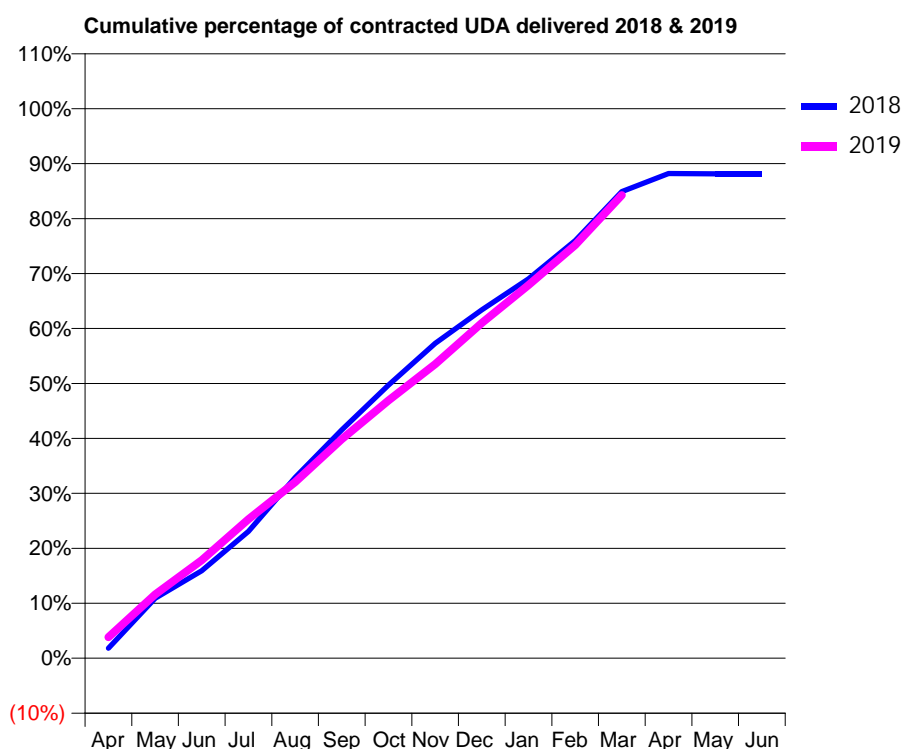
18/19 Contracted general activity (UDA)	2,963
Carry forward general activity (UDA)	0
18/19 Contracted orthodontic activity (UOA)	0
Carry forward orthodontic activity (UOA)	0
Baseline contract value	£85,973.85

ACCESS*

Patients seen in 24 months	Total	Change since previous quarter
Quarter ending March 2018	2,109	
Quarter ending June 2018	2,092	→
Quarter ending September 2018	2,090	→
Quarter ending December 2018	2,084	→
Quarter ending March 2019	2,059	↓
Variance since March 2018	(2.4%)	↓



ACTIVITY



Adjusted Scheduled Activity (UDA)		
Month	2018	2019
April	55	114
May	323	344
June	471	529
July	684	749
August	975	950
September	1,231	1,181
October	1,473	1,389
November	1,698	1,586
December	1,878	1,808
January	2,045	2,012
February	2,251	2,228
March	2,516	2,497
April	2,613	
May	2,612	
June	2,612	

QUALITY

	Quantity	Base Number	Contract	AT	Region	England
% of FP17s for the same patient ID Re-attending within 3 months - Children	72	1,402	5.1%	9.4%	11.3%	11.8%
% of FP17s for the same patient ID Re-attending within 3 months - Adults	237	1,650	14.4%	14.0%	15.4%	15.7%
% of FP17s for the same patient ID Re-attending between 3 & 9 months - Children	1,002	1,402	71.5%	60.1%	61.3%	58.9%
% of FP17s for the same patient ID Re-attending between 3 & 9 months - Adults	1,011	1,650	61.3%	50.5%	52.1%	50.8%
% of FP17s for Band 1 Urgent Courses	114	1,685	6.8%	10.1%	9.5%	9.1%
% of FP17s Relating to Free Repair or Replacements	7	1,685	0.4%	0.9%	0.6%	0.8%
% of FP17s Relating to Continuations	1	1,685	0.1%	1.0%	0.8%	0.9%
% of Patients satisfied with the dentistry they have received	2	2	N/A	93.2%	92.4%	92.5%
% of Patients satisfied with the time they had to wait for an appointment	1	2	N/A	84.5%	86.3%	87.0%

* This is based on patients treated on this contract for their most recent course of treatment.

Figures in italics indicate the base number of FP17s or Patient Questionnaire responses are less than 100. N/A is shown where the base number of responses is less than 10 during the period. % is calculated as Quantity/Base number*100

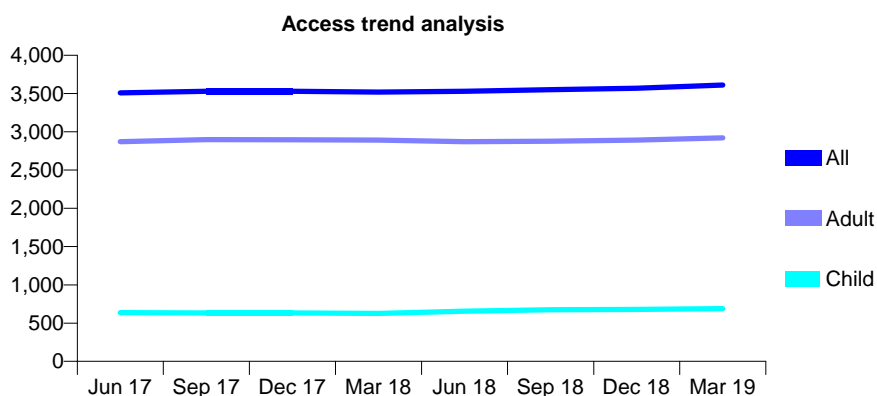
Q66 - Vital Signs At a Glance Contract Report for 354546/0001 - March 2019

Name or company name	MR MA ZARASVAND
Contract type name	GDS Contract
Purpose of contract	General
Contract start date	01/04/2006
Contract end date	

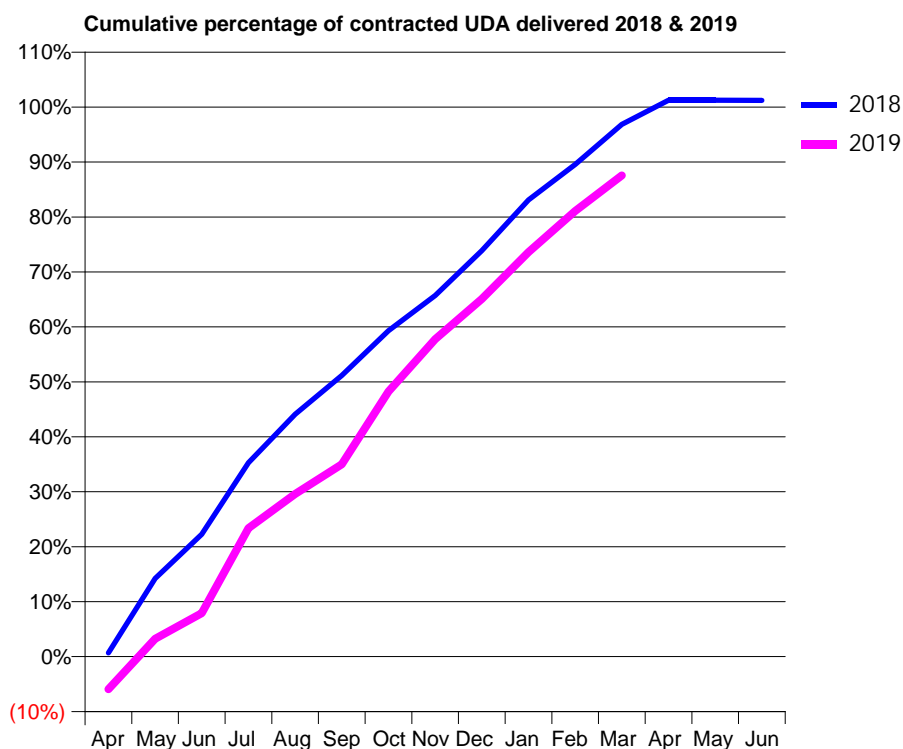
18/19 Contracted general activity (UDA)	9,537
Carry forward general activity (UDA)	950
18/19 Contracted orthodontic activity (UOA)	0
Carry forward orthodontic activity (UOA)	0
Baseline contract value	£220,709.13

ACCESS*

Patients seen in 24 months	Total	Change since previous quarter
Quarter ending March 2018	3,519	
Quarter ending June 2018	3,528	→
Quarter ending September 2018	3,549	→
Quarter ending December 2018	3,569	→
Quarter ending March 2019	3,610	→
Variance since March 2018	2.6%	↑



ACTIVITY



Month	Adjusted Scheduled Activity (UDA)	
	2018	2019
April	65	-568
May	1,358	312
June	2,123	755
July	3,364	2,231
August	4,207	2,825
September	4,880	3,336
October	5,658	4,602
November	6,265	5,508
December	7,046	6,206
January	7,925	7,020
February	8,541	7,732
March	9,235	8,348
April	9,653	
May	9,653	
June	9,652	

QUALITY

	Quantity	Base Number	Contract	AT	Region	England
% of FP17s for the same patient ID Re-attending within 3 months - Children	23	966	2.4%	9.4%	11.3%	11.8%
% of FP17s for the same patient ID Re-attending within 3 months - Adults	273	4,586	6.0%	14.0%	15.4%	15.7%
% of FP17s for the same patient ID Re-attending between 3 & 9 months - Children	577	966	59.7%	60.1%	61.3%	58.9%
% of FP17s for the same patient ID Re-attending between 3 & 9 months - Adults	3,369	4,586	73.5%	50.5%	52.1%	50.8%
% of FP17s for Band 1 Urgent Courses	186	5,329	3.5%	10.1%	9.5%	9.1%
% of FP17s Relating to Free Repair or Replacements	1	5,329	0.0%	0.9%	0.6%	0.8%
% of FP17s Relating to Continuations	1	5,329	0.0%	1.0%	0.8%	0.9%
% of Patients satisfied with the dentistry they have received	3	3	N/A	93.2%	92.4%	92.5%
% of Patients satisfied with the time they had to wait for an appointment	3	3	N/A	84.5%	86.3%	87.0%

* This is based on patients treated on this contract for their most recent course of treatment. Figures in italics indicate the base number of FP17s or Patient Questionnaire responses are less than 100. N/A is shown where the base number of responses is less than 10 during the period. % is calculated as Quantity/Base number*100

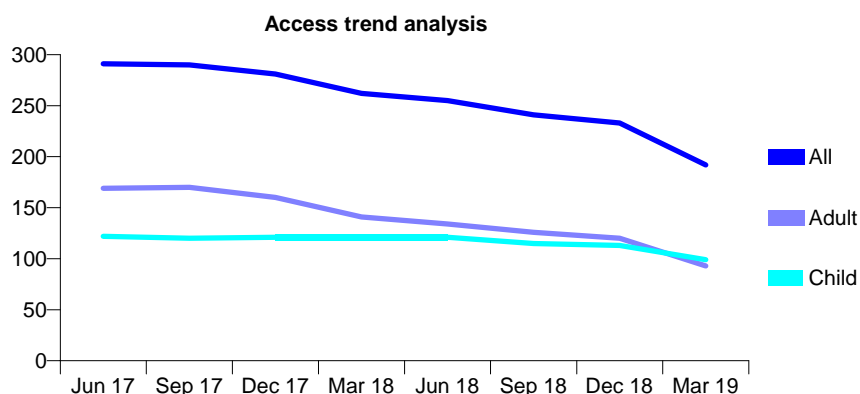
Q66 - Vital Signs At a Glance Contract Report for 367001/0002 - March 2019

Name or company name	Dr Nina Khaira
Contract type name	GDS Contract
Purpose of contract	General
Contract start date	02/06/2008
Contract end date	

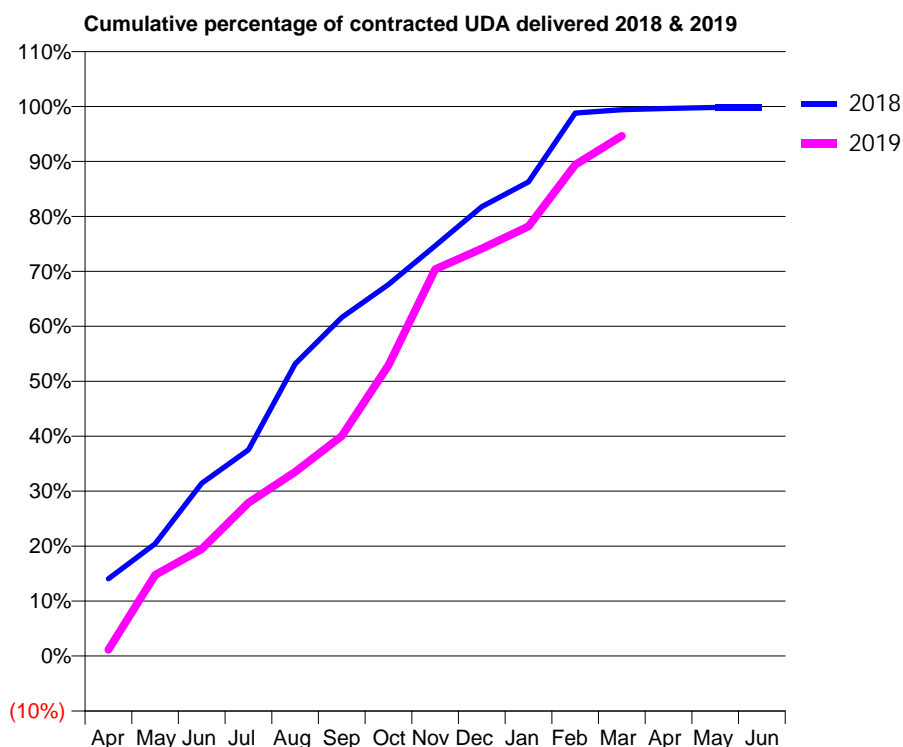
18/19 Contracted general activity (UDA)	535
Carry forward general activity (UDA)	1
18/19 Contracted orthodontic activity (UOA)	0
Carry forward orthodontic activity (UOA)	0
Baseline contract value	£14,086.08

ACCESS*

Patients seen in 24 months	Total	Change since previous quarter
Quarter ending March 2018	262	
Quarter ending June 2018	255	↓
Quarter ending September 2018	241	↓
Quarter ending December 2018	233	↓
Quarter ending March 2019	192	↓
Variance since March 2018	(26.7%)	↓



ACTIVITY



Month	Adjusted Scheduled Activity (UDA)	
	2018	2019
April	75	6
May	109	79
June	168	104
July	201	149
August	284	179
September	330	214
October	362	283
November	399	376
December	437	397
January	462	418
February	529	478
March	532	506
April	533	
May	534	
June	534	

QUALITY

	Quantity	Base Number	Contract	AT	Region	England
% of FP17s for the same patient ID Re-attending within 3 months - Children	22	147	15.0%	9.4%	11.3%	11.8%
% of FP17s for the same patient ID Re-attending within 3 months - Adults	29	107	27.1%	14.0%	15.4%	15.7%
% of FP17s for the same patient ID Re-attending between 3 & 9 months - Children	71	147	48.3%	60.1%	61.3%	58.9%
% of FP17s for the same patient ID Re-attending between 3 & 9 months - Adults	50	107	46.7%	50.5%	52.1%	50.8%
% of FP17s for Band 1 Urgent Courses	16	252	6.3%	10.1%	9.5%	9.1%
% of FP17s Relating to Free Repair or Replacements	1	252	0.4%	0.9%	0.6%	0.8%
% of FP17s Relating to Continuations	4	252	1.6%	1.0%	0.8%	0.9%
% of Patients satisfied with the dentistry they have received	1	1	N/A	93.2%	92.4%	92.5%
% of Patients satisfied with the time they had to wait for an appointment	1	1	N/A	84.5%	86.3%	87.0%

* This is based on patients treated on this contract for their most recent course of treatment. Figures in italics indicate the base number of FP17s or Patient Questionnaire responses are less than 100. N/A is shown where the base number of responses is less than 10 during the period. % is calculated as Quantity/Base number*100

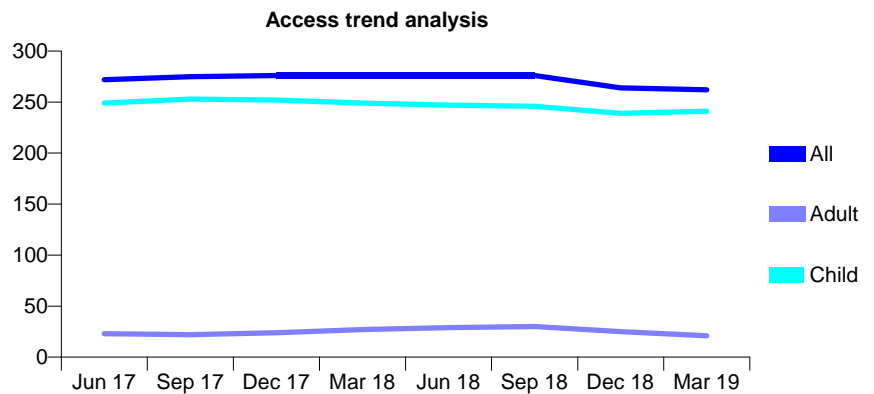
Q66 - Vital Signs At a Glance Contract Report for 560367/0001 - March 2019

Name or company name	Park Crescent Dental Practice
Contract type name	GDS Contract
Purpose of contract	General
Contract start date	01/04/2006
Contract end date	

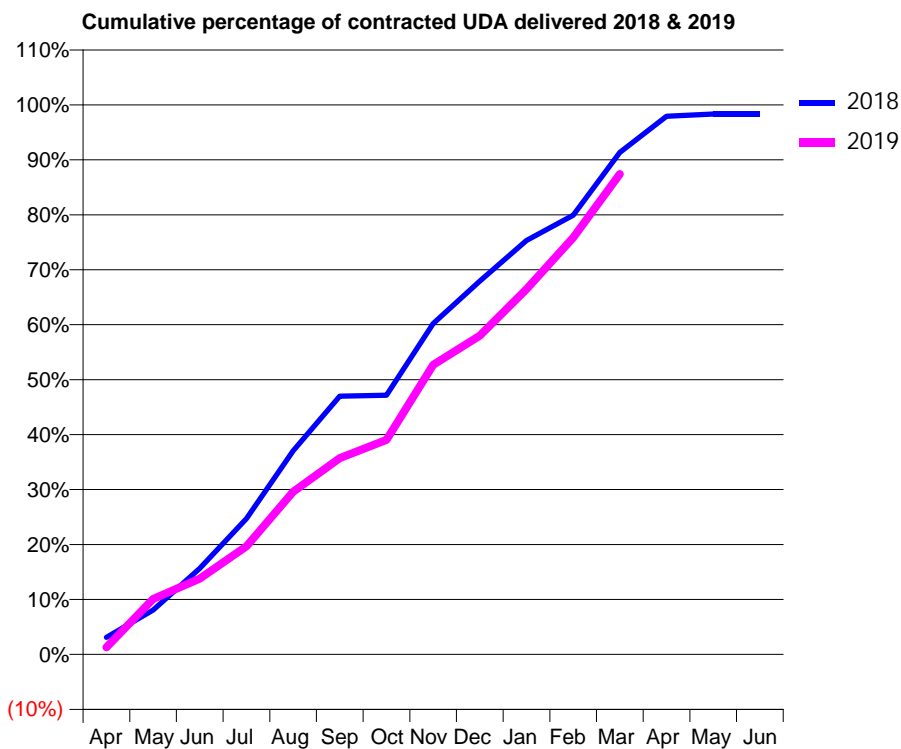
18/19 Contracted general activity (UDA)	544
Carry forward general activity (UDA)	9
18/19 Contracted orthodontic activity (UOA)	0
Carry forward orthodontic activity (UOA)	0
Baseline contract value	£10,660.33

ACCESS*

Patients seen in 24 months	Total	Change since previous quarter
Quarter ending March 2018	276	
Quarter ending June 2018	276	→
Quarter ending September 2018	276	→
Quarter ending December 2018	264	↓
Quarter ending March 2019	262	→
Variance since March 2018	(5.1%)	↓



ACTIVITY



Month	Adjusted Scheduled Activity (UDA)	
	2018	2019
April	17	7
May	44	55
June	85	75
July	134	107
August	202	161
September	256	194
October	257	212
November	328	287
December	370	316
January	410	362
February	435	413
March	497	476
April	533	
May	535	
June	535	

QUALITY

	Quantity	Base Number	Contract	AT	Region	England
% of FP17s for the same patient ID Re-attending within 3 months - Children	43	418	10.3%	9.4%	11.3%	11.8%
% of FP17s for the same patient ID Re-attending within 3 months - Adults	0	0	N/A	14.0%	15.4%	15.7%
% of FP17s for the same patient ID Re-attending between 3 & 9 months - Children	276	418	66.0%	60.1%	61.3%	58.9%
% of FP17s for the same patient ID Re-attending between 3 & 9 months - Adults	0	0	N/A	50.5%	52.1%	50.8%
% of FP17s for Band 1 Urgent Courses	4	389	1.0%	10.1%	9.5%	9.1%
% of FP17s Relating to Free Repair or Replacements	0	389	0.0%	0.9%	0.6%	0.8%
% of FP17s Relating to Continuations	0	389	0.0%	1.0%	0.8%	0.9%
% of Patients satisfied with the dentistry they have received	0	0	N/A	93.2%	92.4%	92.5%
% of Patients satisfied with the time they had to wait for an appointment	0	0	N/A	84.5%	86.3%	87.0%

* This is based on patients treated on this contract for their most recent course of treatment. Figures in italics indicate the base number of FP17s or Patient Questionnaire responses are less than 100. N/A is shown where the base number of responses is less than 10 during the period. % is calculated as Quantity/Base number*100

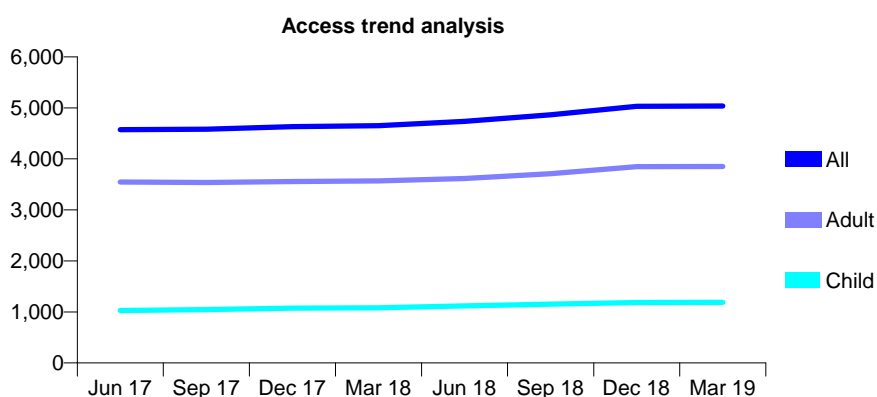
Q66 - Vital Signs At a Glance Contract Report for 565148/0001 - March 2019

Name or company name	MR PM PROSSER
Contract type name	GDS Contract
Purpose of contract	General
Contract start date	01/04/2006
Contract end date	

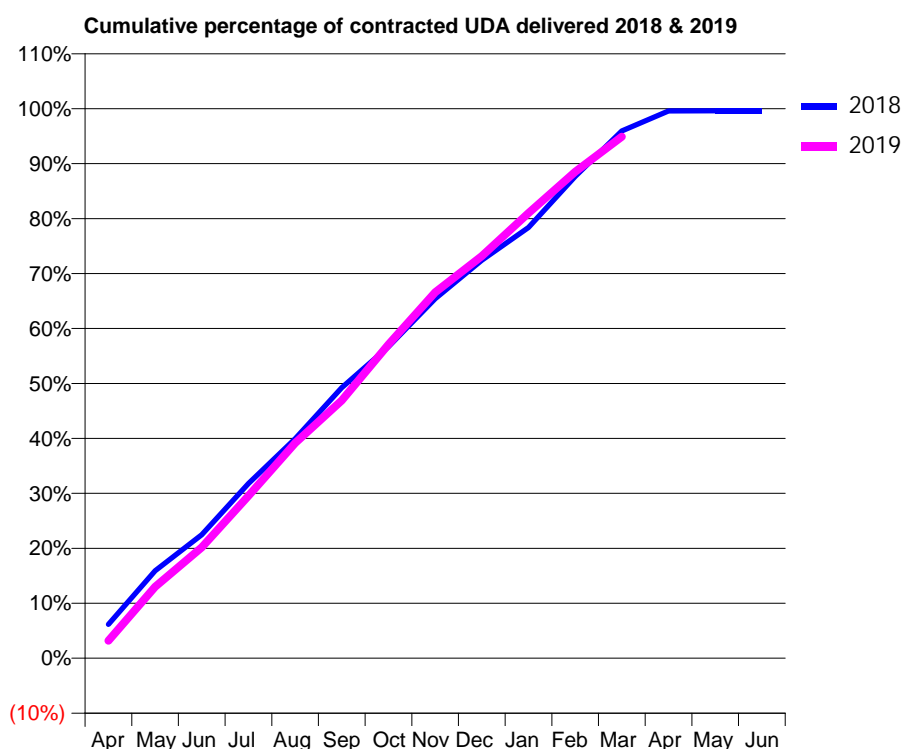
18/19 Contracted general activity (UDA)	16,362
Carry forward general activity (UDA)	64
18/19 Contracted orthodontic activity (UOA)	0
Carry forward orthodontic activity (UOA)	0
Baseline contract value	£431,433.86

ACCESS*

Patients seen in 24 months	Total	Change since previous quarter
Quarter ending March 2018	4,653	
Quarter ending June 2018	4,736	→
Quarter ending September 2018	4,865	↑
Quarter ending December 2018	5,032	↑
Quarter ending March 2019	5,037	→
Variance since March 2018	8.3%	↑



ACTIVITY



Month	Adjusted Scheduled Activity (UDA)	
	2018	2019
April	1,008	523
May	2,607	2,128
June	3,679	3,303
July	5,201	4,834
August	6,536	6,405
September	8,056	7,673
October	9,279	9,341
November	10,707	10,898
December	11,845	11,975
January	12,825	13,252
February	14,344	14,482
March	15,696	15,527
April	16,295	
May	16,297	
June	16,298	

QUALITY

	Quantity	Base Number	Contract	AT	Region	England
% of FP17s for the same patient ID Re-attending within 3 months - Children	150	1,891	7.9%	9.4%	11.3%	11.8%
% of FP17s for the same patient ID Re-attending within 3 months - Adults	1,003	6,195	16.2%	14.0%	15.4%	15.7%
% of FP17s for the same patient ID Re-attending between 3 & 9 months - Children	1,281	1,891	67.7%	60.1%	61.3%	58.9%
% of FP17s for the same patient ID Re-attending between 3 & 9 months - Adults	3,734	6,195	60.3%	50.5%	52.1%	50.8%
% of FP17s for Band 1 Urgent Courses	534	7,832	6.8%	10.1%	9.5%	9.1%
% of FP17s Relating to Free Repair or Replacements	85	7,832	1.1%	0.9%	0.6%	0.8%
% of FP17s Relating to Continuations	213	7,832	2.7%	1.0%	0.8%	0.9%
% of Patients satisfied with the dentistry they have received	6	6	N/A	93.2%	92.4%	92.5%
% of Patients satisfied with the time they had to wait for an appointment	6	6	N/A	84.5%	86.3%	87.0%

* This is based on patients treated on this contract for their most recent course of treatment.

Figures in italics indicate the base number of FP17s or Patient Questionnaire responses are less than 100. N/A is shown where the base number of responses is less than 10 during the period. % is calculated as Quantity/Base number*100

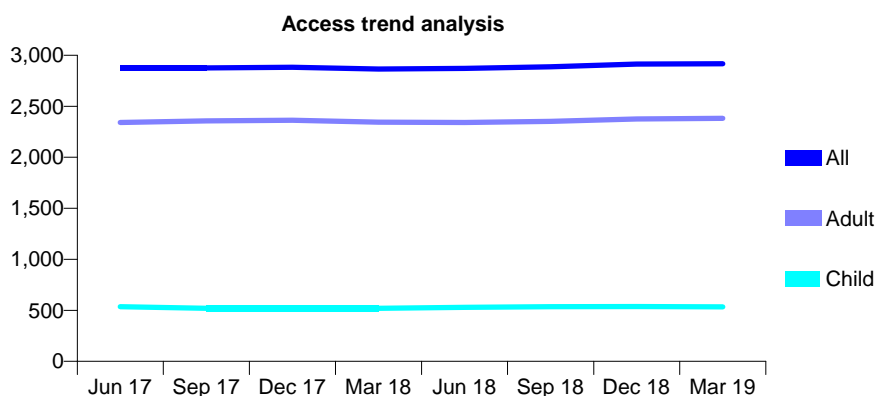
Q66 - Vital Signs At a Glance Contract Report for 566837/0001 - March 2019

Name or company name	MR K MCGAREY
Contract type name	GDS Contract
Purpose of contract	General
Contract start date	01/04/2006
Contract end date	

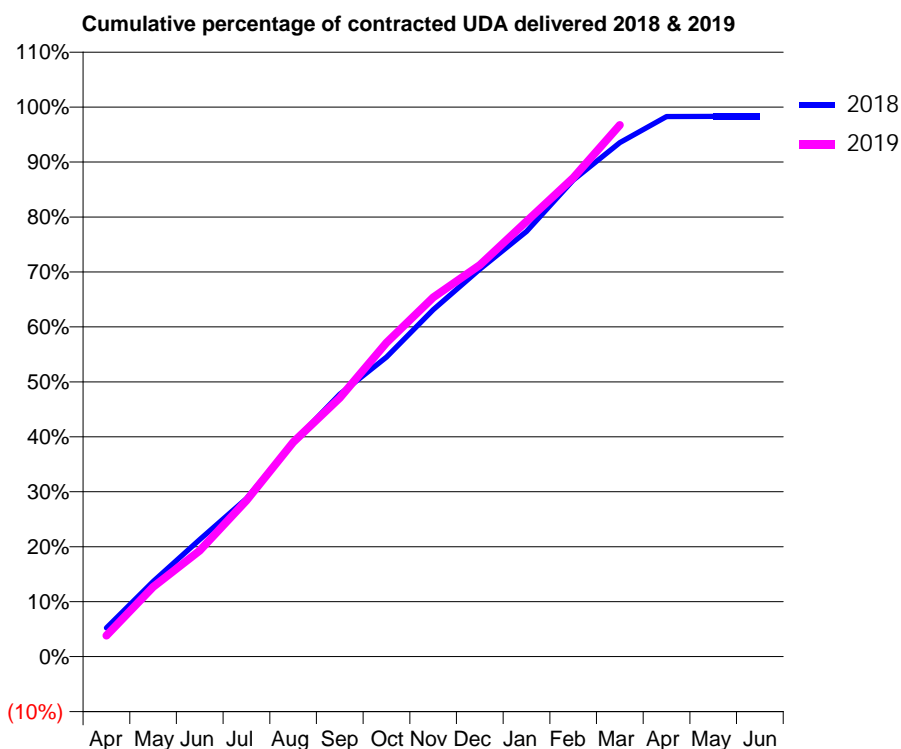
18/19 Contracted general activity (UDA)	10,175
Carry forward general activity (UDA)	173
18/19 Contracted orthodontic activity (UOA)	0
Carry forward orthodontic activity (UOA)	0
Baseline contract value	£244,941.46

ACCESS*

Patients seen in 24 months	Total	Change since previous quarter
Quarter ending March 2018	2,865	
Quarter ending June 2018	2,871	→
Quarter ending September 2018	2,887	→
Quarter ending December 2018	2,914	→
Quarter ending March 2019	2,917	→
Variance since March 2018	1.8%	→



ACTIVITY



Month	Adjusted Scheduled Activity (UDA)	
	2018	2019
April	531	389
May	1,392	1,290
June	2,167	1,965
July	2,927	2,891
August	3,967	3,968
September	4,858	4,791
October	5,544	5,811
November	6,423	6,651
December	7,172	7,251
January	7,871	8,058
February	8,822	8,864
March	9,514	9,840
April	9,999	
May	10,002	
June	10,002	

QUALITY

	Quantity	Base Number	Contract	AT	Region	England
% of FP17s for the same patient ID Re-attending within 3 months - Children	75	870	8.6%	9.4%	11.3%	11.8%
% of FP17s for the same patient ID Re-attending within 3 months - Adults	673	3,985	16.9%	14.0%	15.4%	15.7%
% of FP17s for the same patient ID Re-attending between 3 & 9 months - Children	541	870	62.2%	60.1%	61.3%	58.9%
% of FP17s for the same patient ID Re-attending between 3 & 9 months - Adults	2,302	3,985	57.8%	50.5%	52.1%	50.8%
% of FP17s for Band 1 Urgent Courses	474	4,661	10.2%	10.1%	9.5%	9.1%
% of FP17s Relating to Free Repair or Replacements	94	4,661	2.0%	0.9%	0.6%	0.8%
% of FP17s Relating to Continuations	119	4,661	2.6%	1.0%	0.8%	0.9%
% of Patients satisfied with the dentistry they have received	1	1	N/A	93.2%	92.4%	92.5%
% of Patients satisfied with the time they had to wait for an appointment	1	1	N/A	84.5%	86.3%	87.0%

* This is based on patients treated on this contract for their most recent course of treatment. Figures in italics indicate the base number of FP17s or Patient Questionnaire responses are less than 100. N/A is shown where the base number of responses is less than 10 during the period. % is calculated as Quantity/Base number*100

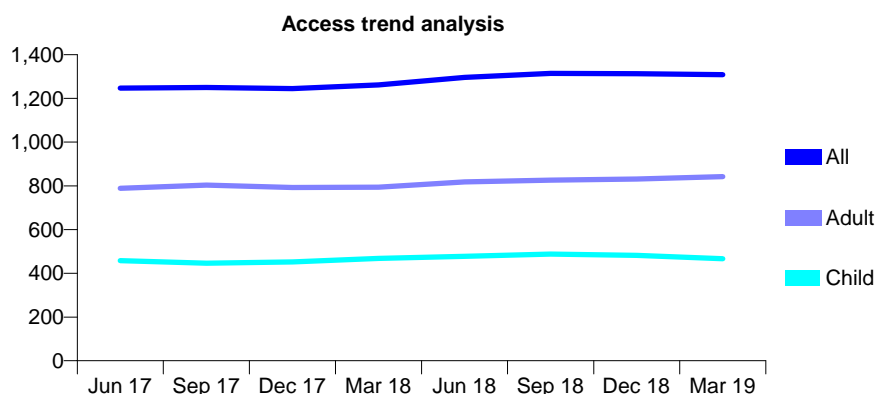
Q66 - Vital Signs At a Glance Contract Report for 632252/0002 - March 2019

Name or company name	MR R MACRAE
Contract type name	GDS Contract
Purpose of contract	General
Contract start date	01/04/2006
Contract end date	

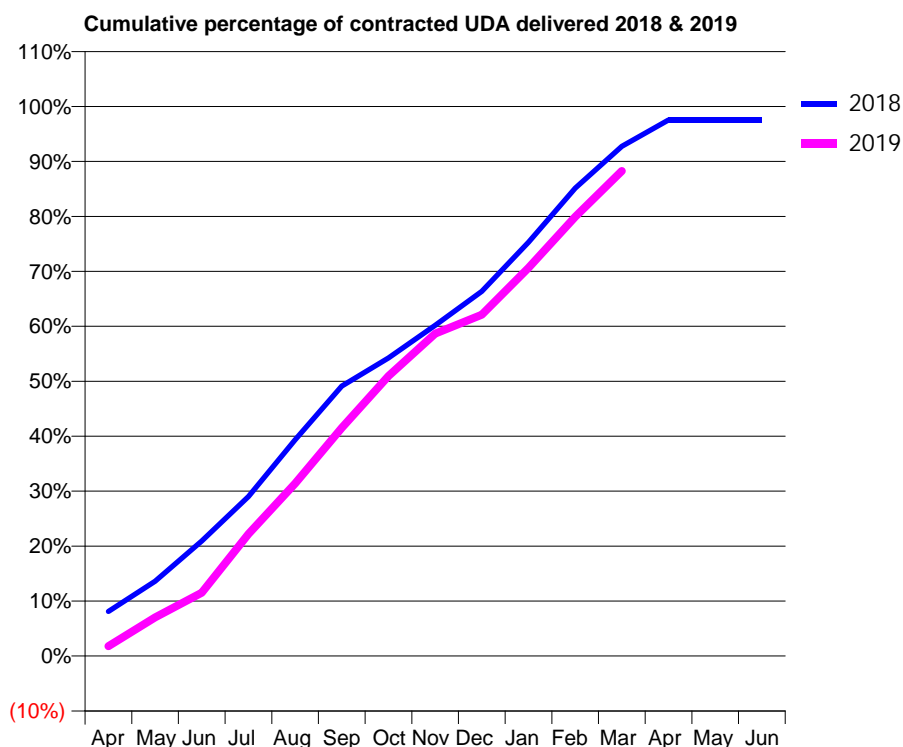
18/19 Contracted general activity (UDA)	1,000
Carry forward general activity (UDA)	25
18/19 Contracted orthodontic activity (UOA)	0
Carry forward orthodontic activity (UOA)	0
Baseline contract value	£22,013.52

ACCESS*

Patients seen in 24 months	Total	Change since previous quarter
Quarter ending March 2018	1,262	
Quarter ending June 2018	1,296	↑
Quarter ending September 2018	1,314	→
Quarter ending December 2018	1,313	→
Quarter ending March 2019	1,309	→
Variance since March 2018	3.7%	↑



ACTIVITY



Month	Adjusted Scheduled Activity (UDA)	
	2018	2019
April	81	18
May	136	70
June	209	115
July	290	222
August	393	314
September	491	415
October	543	510
November	602	587
December	664	621
January	753	706
February	851	799
March	927	882
April	975	
May	975	
June	975	

QUALITY

	Quantity	Base Number	Contract	AT	Region	England
% of FP17s for the same patient ID Re-attending within 3 months - Children	47	757	6.2%	9.4%	11.3%	11.8%
% of FP17s for the same patient ID Re-attending within 3 months - Adults	157	1,272	12.3%	14.0%	15.4%	15.7%
% of FP17s for the same patient ID Re-attending between 3 & 9 months - Children	507	757	67.0%	60.1%	61.3%	58.9%
% of FP17s for the same patient ID Re-attending between 3 & 9 months - Adults	810	1,272	63.7%	50.5%	52.1%	50.8%
% of FP17s for Band 1 Urgent Courses	17	608	2.8%	10.1%	9.5%	9.1%
% of FP17s Relating to Free Repair or Replacements	2	608	0.3%	0.9%	0.6%	0.8%
% of FP17s Relating to Continuations	1	608	0.2%	1.0%	0.8%	0.9%
% of Patients satisfied with the dentistry they have received	0	0	N/A	93.2%	92.4%	92.5%
% of Patients satisfied with the time they had to wait for an appointment	0	0	N/A	84.5%	86.3%	87.0%

* This is based on patients treated on this contract for their most recent course of treatment. Figures in italics indicate the base number of FP17s or Patient Questionnaire responses are less than 100. N/A is shown where the base number of responses is less than 10 during the period. % is calculated as Quantity/Base number*100

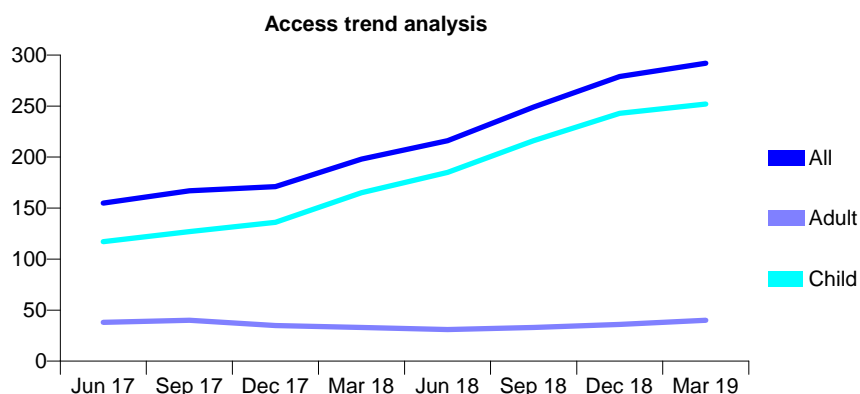
Q66 - Vital Signs At a Glance Contract Report for 636185/0001 - March 2019

Name or company name	Natalie Francesca Elliott
Contract type name	GDS Contract
Purpose of contract	General
Contract start date	01/04/2006
Contract end date	

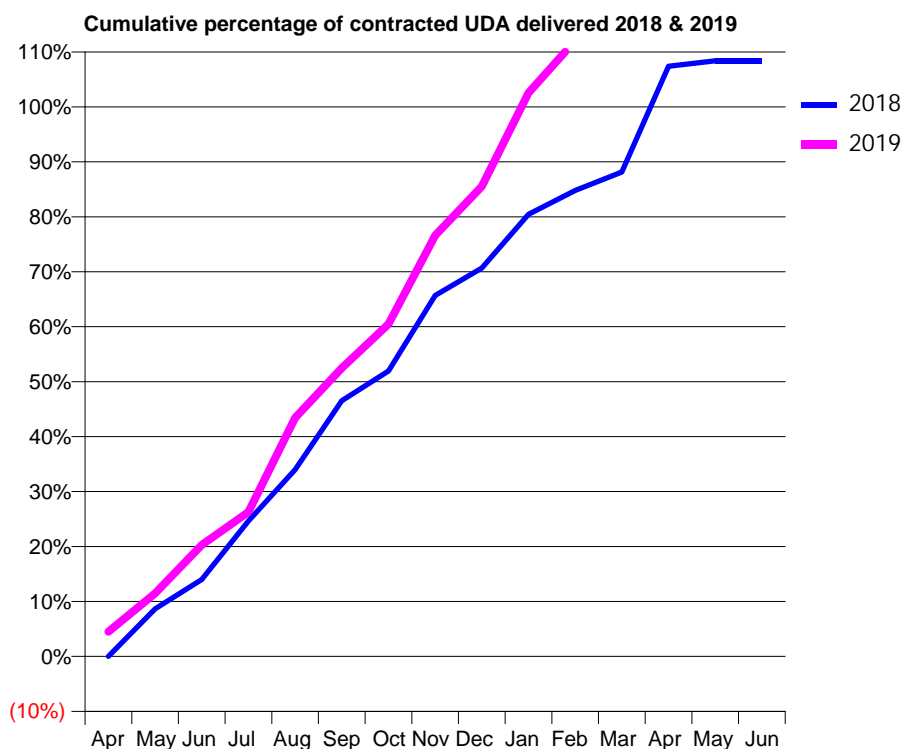
18/19 Contracted general activity (UDA)	400
Carry forward general activity (UDA)	-6
18/19 Contracted orthodontic activity (UOA)	0
Carry forward orthodontic activity (UOA)	0
Baseline contract value	£9,324.18

ACCESS*

Patients seen in 24 months	Total	Change since previous quarter
Quarter ending March 2018	198	
Quarter ending June 2018	216	↑
Quarter ending September 2018	249	↑
Quarter ending December 2018	279	↑
Quarter ending March 2019	292	↑
Variance since March 2018	47.5%	↑



ACTIVITY



Month	Adjusted Scheduled Activity (UDA)	
	2018	2019
April	0	18
May	26	46
June	42	81
July	74	105
August	102	174
September	140	210
October	156	242
November	197	306
December	212	342
January	241	410
February	254	448
March	264	488
April	322	
May	325	
June	325	

QUALITY

	Quantity	Base Number	Contract	AT	Region	England
% of FP17s for the same patient ID Re-attending within 3 months - Children	42	443	9.5%	9.4%	11.3%	11.8%
% of FP17s for the same patient ID Re-attending within 3 months - Adults	1	23	4.3%	14.0%	15.4%	15.7%
% of FP17s for the same patient ID Re-attending between 3 & 9 months - Children	207	443	46.7%	60.1%	61.3%	58.9%
% of FP17s for the same patient ID Re-attending between 3 & 9 months - Adults	8	23	34.8%	50.5%	52.1%	50.8%
% of FP17s for Band 1 Urgent Courses	12	409	2.9%	10.1%	9.5%	9.1%
% of FP17s Relating to Free Repair or Replacements	0	409	0.0%	0.9%	0.6%	0.8%
% of FP17s Relating to Continuations	0	409	0.0%	1.0%	0.8%	0.9%
% of Patients satisfied with the dentistry they have received	0	0	N/A	93.2%	92.4%	92.5%
% of Patients satisfied with the time they had to wait for an appointment	0	0	N/A	84.5%	86.3%	87.0%

* This is based on patients treated on this contract for their most recent course of treatment. Figures in italics indicate the base number of FP17s or Patient Questionnaire responses are less than 100. N/A is shown where the base number of responses is less than 10 during the period. % is calculated as Quantity/Base number*100

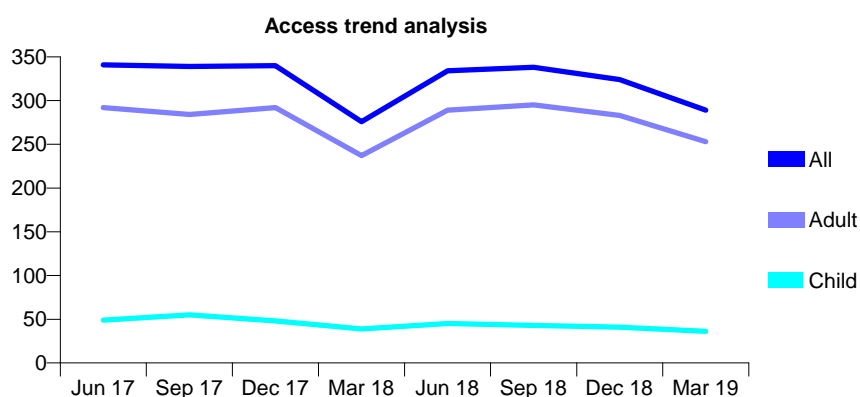
Q66 - Vital Signs At a Glance Contract Report for 641308/0002 - March 2019

Name or company name	Dr John Chope and Dr Gerald Mills
Contract type name	GDS Contract
Purpose of contract	General
Contract start date	01/04/2006
Contract end date	

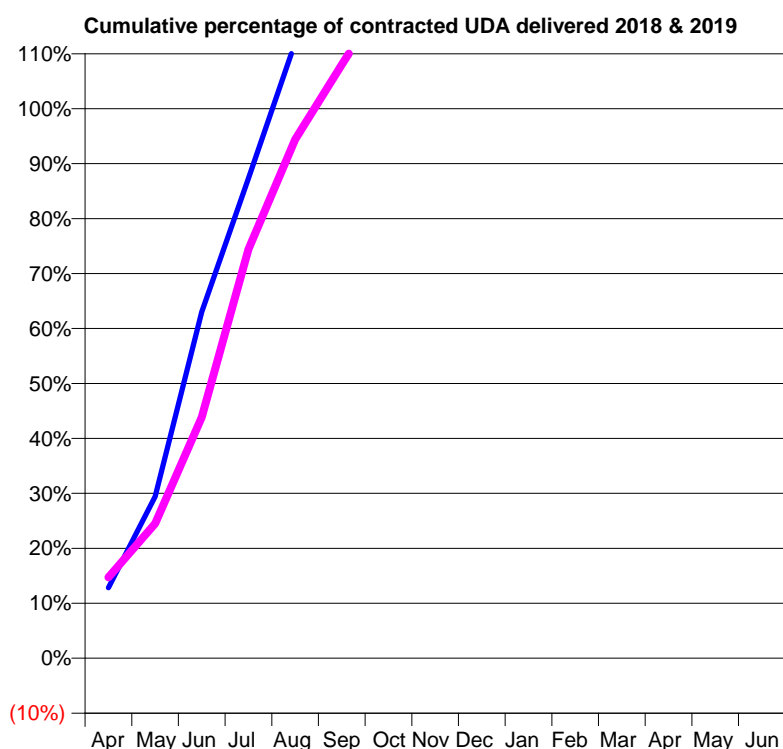
18/19 Contracted general activity (UDA)	265
Carry forward general activity (UDA)	0
18/19 Contracted orthodontic activity (UOA)	0
Carry forward orthodontic activity (UOA)	0
Baseline contract value	£72,154.94

ACCESS*

Patients seen in 24 months	Total	Change since previous quarter
Quarter ending March 2018	276	
Quarter ending June 2018	334	↑
Quarter ending September 2018	338	→
Quarter ending December 2018	324	↓
Quarter ending March 2019	289	↓
Variance since March 2018	4.7%	↑



ACTIVITY



Adjusted Scheduled Activity (UDA)		
Month	2018	2019
April	34	39
May	78	65
June	167	116
July	231	197
August	297	250
September	368	286
October	422	321
November	477	380
December	510	401
January	582	461
February	647	511
March	701	575
April	734	
May	742	
June	742	

QUALITY

	Quantity	Base Number	Contract	AT	Region	England
% of FP17s for the same patient ID Re-attending within 3 months - Children	3	65	4.6%	9.4%	11.3%	11.8%
% of FP17s for the same patient ID Re-attending within 3 months - Adults	22	256	8.6%	14.0%	15.4%	15.7%
% of FP17s for the same patient ID Re-attending between 3 & 9 months - Children	51	65	78.5%	60.1%	61.3%	58.9%
% of FP17s for the same patient ID Re-attending between 3 & 9 months - Adults	54	256	21.1%	50.5%	52.1%	50.8%
% of FP17s for Band 1 Urgent Courses	2	307	0.7%	10.1%	9.5%	9.1%
% of FP17s Relating to Free Repair or Replacements	0	307	0.0%	0.9%	0.6%	0.8%
% of FP17s Relating to Continuations	5	307	1.6%	1.0%	0.8%	0.9%
% of Patients satisfied with the dentistry they have received	3	3	N/A	93.2%	92.4%	92.5%
% of Patients satisfied with the time they had to wait for an appointment	2	3	N/A	84.5%	86.3%	87.0%

* This is based on patients treated on this contract for their most recent course of treatment.

Figures in italics indicate the base number of FP17s or Patient Questionnaire responses are less than 100. N/A is shown where the base number of responses is less than 10 during the period. % is calculated as Quantity/Base number*100

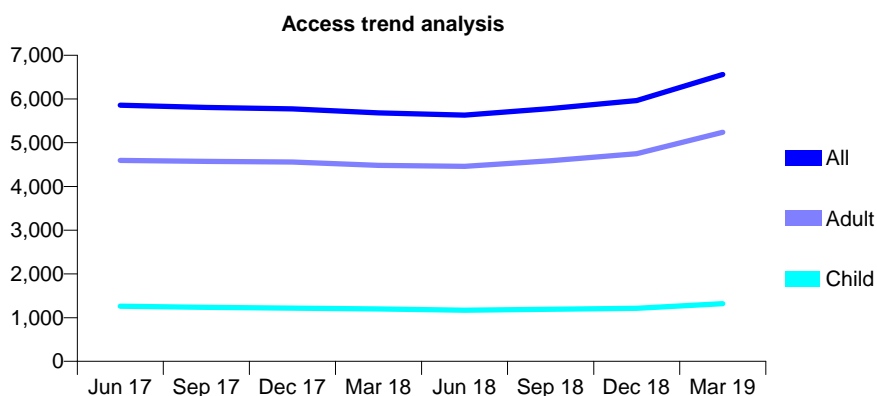
Q66 - Vital Signs At a Glance Contract Report for 641308/0003 - March 2019

Name or company name	Dr John Chope and Dr Gerald Mills
Contract type name	GDS Contract
Purpose of contract	General
Contract start date	01/10/2009
Contract end date	

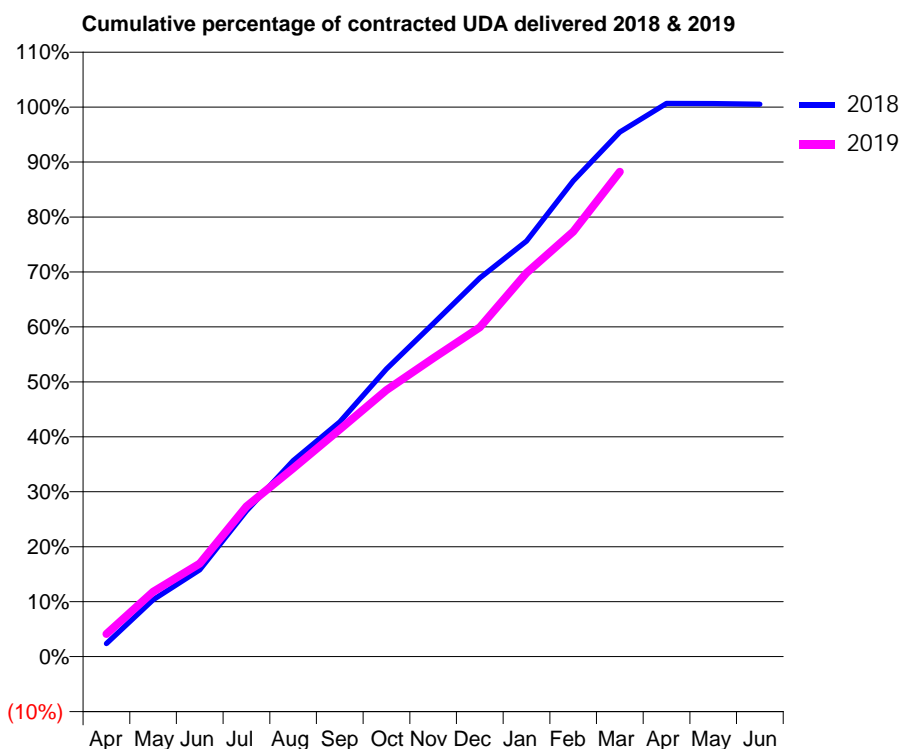
18/19 Contracted general activity (UDA)	22,792
Carry forward general activity (UDA)	-137
18/19 Contracted orthodontic activity (UOA)	0
Carry forward orthodontic activity (UOA)	0
Baseline contract value	£702,187.33

ACCESS*

Patients seen in 24 months	Total	Change since previous quarter
Quarter ending March 2018	5,680	
Quarter ending June 2018	5,632	→
Quarter ending September 2018	5,780	↑
Quarter ending December 2018	5,963	↑
Quarter ending March 2019	6,558	↑
Variance since March 2018	15.5%	↑



ACTIVITY



Month	Adjusted Scheduled Activity (UDA)	
	2018	2019
April	474	943
May	2,071	2,692
June	3,164	3,861
July	5,301	6,233
August	7,134	7,809
September	8,546	9,425
October	10,473	11,052
November	12,115	12,377
December	13,775	13,657
January	15,125	15,916
February	17,316	17,626
March	19,090	20,107
April	20,130	
May	20,126	
June	20,107	

QUALITY

	Quantity	Base Number	Contract	AT	Region	England
% of FP17s for the same patient ID Re-attending within 3 months - Children	211	1,967	10.7%	9.4%	11.3%	11.8%
% of FP17s for the same patient ID Re-attending within 3 months - Adults	1,178	7,627	15.4%	14.0%	15.4%	15.7%
% of FP17s for the same patient ID Re-attending between 3 & 9 months - Children	1,088	1,967	55.3%	60.1%	61.3%	58.9%
% of FP17s for the same patient ID Re-attending between 3 & 9 months - Adults	4,267	7,627	55.9%	50.5%	52.1%	50.8%
% of FP17s for Band 1 Urgent Courses	1,203	9,284	13.0%	10.1%	9.5%	9.1%
% of FP17s Relating to Free Repair or Replacements	83	9,284	0.9%	0.9%	0.6%	0.8%
% of FP17s Relating to Continuations	193	9,284	2.1%	1.0%	0.8%	0.9%
% of Patients satisfied with the dentistry they have received	24	29	82.8%	93.2%	92.4%	92.5%
% of Patients satisfied with the time they had to wait for an appointment	25	29	86.2%	84.5%	86.3%	87.0%

* This is based on patients treated on this contract for their most recent course of treatment. Figures in italics indicate the base number of FP17s or Patient Questionnaire responses are less than 100. N/A is shown where the base number of responses is less than 10 during the period. % is calculated as Quantity/Base number*100

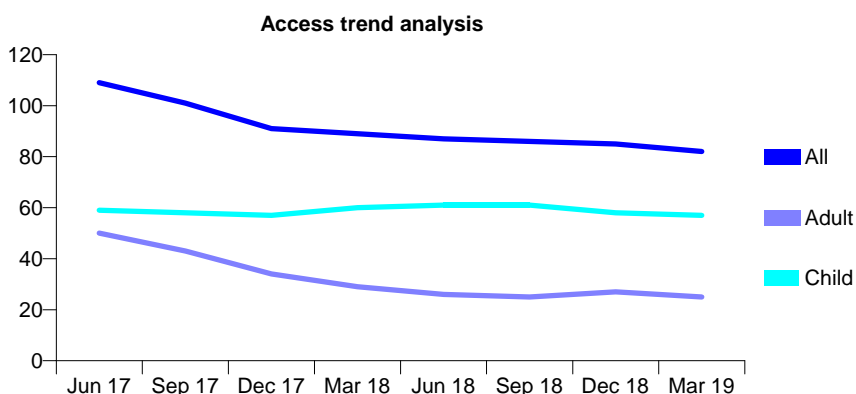
Q66 - Vital Signs At a Glance Contract Report for 642096/0001 - March 2019

Name or company name	MR RA JENKINS
Contract type name	GDS Contract
Purpose of contract	General
Contract start date	01/04/2006
Contract end date	

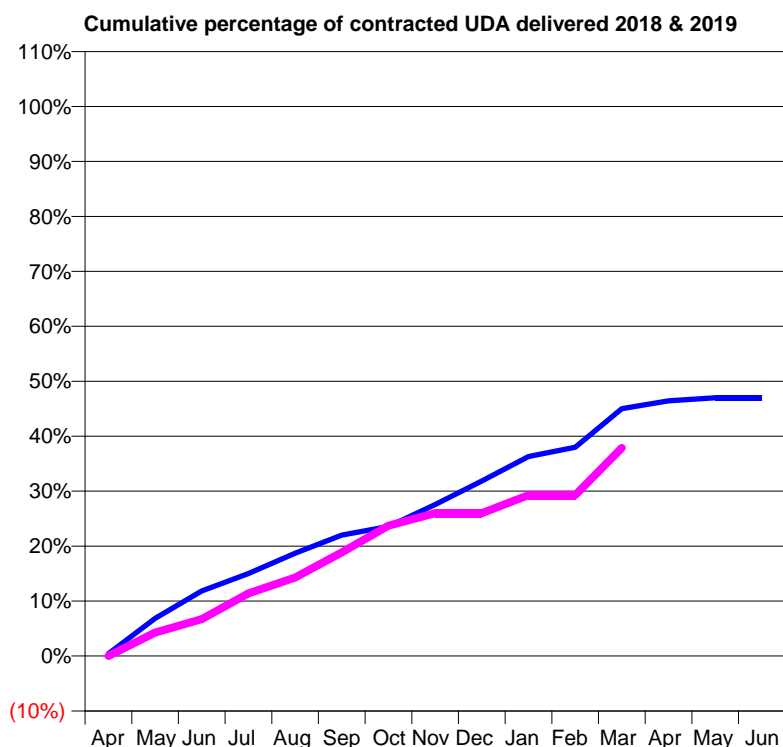
18/19 Contracted general activity (UDA)	700
Carry forward general activity (UDA)	0
18/19 Contracted orthodontic activity (UOA)	0
Carry forward orthodontic activity (UOA)	0
Baseline contract value	£16,483.45

ACCESS*

Patients seen in 24 months	Total	Change since previous quarter
Quarter ending March 2018	89	
Quarter ending June 2018	87	↓
Quarter ending September 2018	86	↓
Quarter ending December 2018	85	↓
Quarter ending March 2019	82	↓
Variance since March 2018	(7.9%)	↓



ACTIVITY



Month	Adjusted Scheduled Activity (UDA)	
	2018	2019
April	3	0
May	48	30
June	83	47
July	105	80
August	131	100
September	154	132
October	165	166
November	193	182
December	223	182
January	254	205
February	266	205
March	315	265
April	325	
May	329	
June	329	

QUALITY

	Quantity	Base Number	Contract	AT	Region	England
% of FP17s for the same patient ID Re-attending within 3 months - Children	3	95	3.2%	9.4%	11.3%	11.8%
% of FP17s for the same patient ID Re-attending within 3 months - Adults	7	44	15.9%	14.0%	15.4%	15.7%
% of FP17s for the same patient ID Re-attending between 3 & 9 months - Children	74	95	77.9%	60.1%	61.3%	58.9%
% of FP17s for the same patient ID Re-attending between 3 & 9 months - Adults	35	44	79.5%	50.5%	52.1%	50.8%
% of FP17s for Band 1 Urgent Courses	0	132	0.0%	10.1%	9.5%	9.1%
% of FP17s Relating to Free Repair or Replacements	0	132	0.0%	0.9%	0.6%	0.8%
% of FP17s Relating to Continuations	0	132	0.0%	1.0%	0.8%	0.9%
% of Patients satisfied with the dentistry they have received	0	0	N/A	93.2%	92.4%	92.5%
% of Patients satisfied with the time they had to wait for an appointment	0	0	N/A	84.5%	86.3%	87.0%

* This is based on patients treated on this contract for their most recent course of treatment. Figures in italics indicate the base number of FP17s or Patient Questionnaire responses are less than 100. N/A is shown where the base number of responses is less than 10 during the period. % is calculated as Quantity/Base number*100

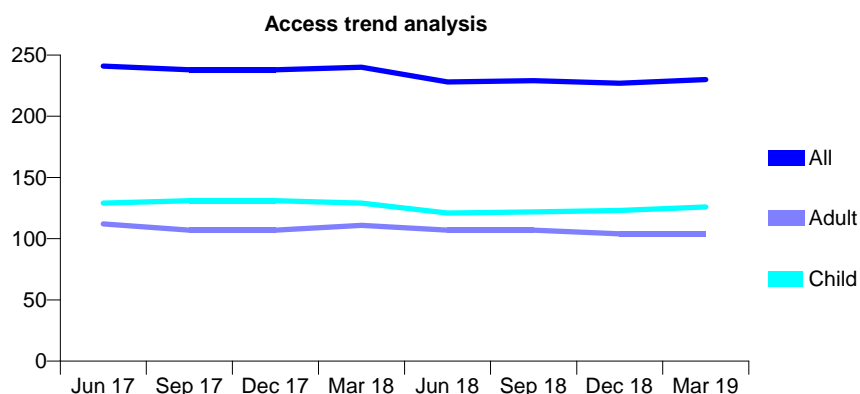
Q66 - Vital Signs At a Glance Contract Report for 648949/0001 - March 2019

Name or company name	MR AC POWELL
Contract type name	GDS Contract
Purpose of contract	General
Contract start date	01/04/2006
Contract end date	

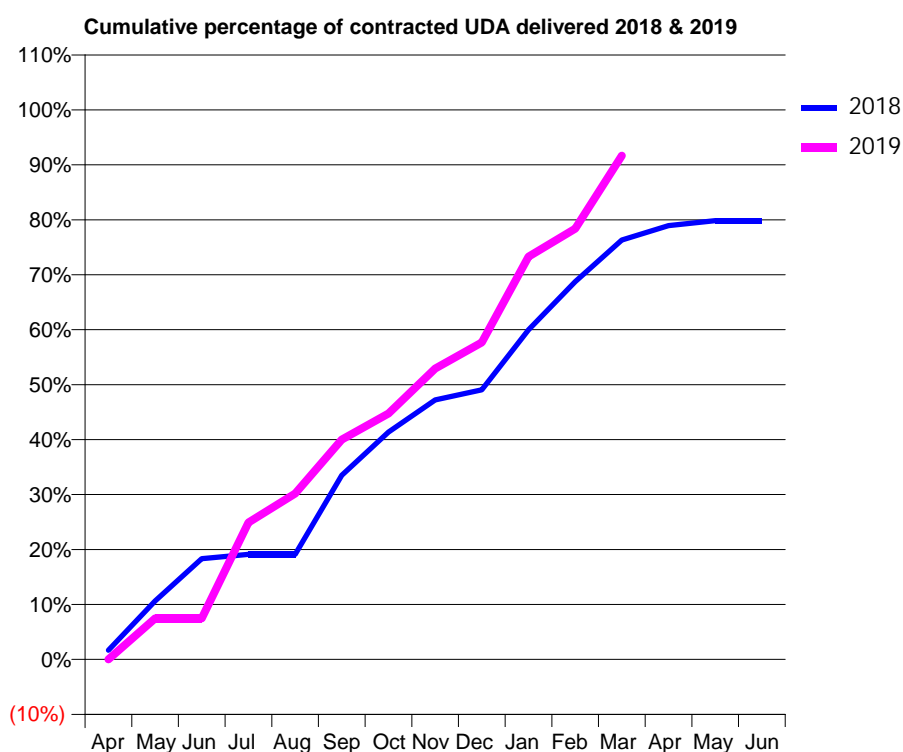
18/19 Contracted general activity (UDA)	550
Carry forward general activity (UDA)	0
18/19 Contracted orthodontic activity (UOA)	0
Carry forward orthodontic activity (UOA)	0
Baseline contract value	£18,674.51

ACCESS*

Patients seen in 24 months	Total	Change since previous quarter
Quarter ending March 2018	240	
Quarter ending June 2018	228	↓
Quarter ending September 2018	229	→
Quarter ending December 2018	227	→
Quarter ending March 2019	230	→
Variance since March 2018	(4.2%)	↓



ACTIVITY



Month	Adjusted Scheduled Activity (UDA)	
	2018	2019
April	11	0
May	69	41
June	119	41
July	124	137
August	124	166
September	218	220
October	269	246
November	307	291
December	319	317
January	390	403
February	447	431
March	496	504
April	513	
May	519	
June	519	

QUALITY

	Quantity	Base Number	Contract	AT	Region	England
% of FP17s for the same patient ID Re-attending within 3 months - Children	3	175	1.7%	9.4%	11.3%	11.8%
% of FP17s for the same patient ID Re-attending within 3 months - Adults	7	100	7.0%	14.0%	15.4%	15.7%
% of FP17s for the same patient ID Re-attending between 3 & 9 months - Children	118	175	67.4%	60.1%	61.3%	58.9%
% of FP17s for the same patient ID Re-attending between 3 & 9 months - Adults	57	100	57.0%	50.5%	52.1%	50.8%
% of FP17s for Band 1 Urgent Courses	1	266	0.4%	10.1%	9.5%	9.1%
% of FP17s Relating to Free Repair or Replacements	0	266	0.0%	0.9%	0.6%	0.8%
% of FP17s Relating to Continuations	0	266	0.0%	1.0%	0.8%	0.9%
% of Patients satisfied with the dentistry they have received	0	0	N/A	93.2%	92.4%	92.5%
% of Patients satisfied with the time they had to wait for an appointment	0	0	N/A	84.5%	86.3%	87.0%

* This is based on patients treated on this contract for their most recent course of treatment. Figures in italics indicate the base number of FP17s or Patient Questionnaire responses are less than 100. N/A is shown where the base number of responses is less than 10 during the period. % is calculated as Quantity/Base number*100

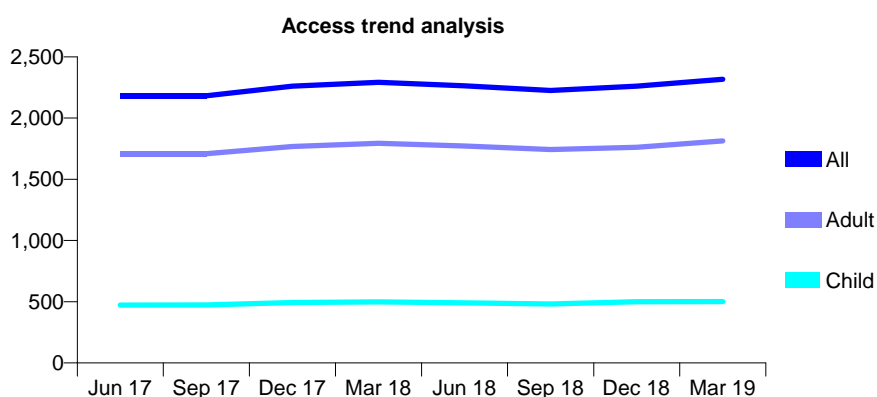
Q66 - Vital Signs At a Glance Contract Report for 673633/0001 - March 2019

Name or company name	MR A AHMADABADI-AGHDAM
Contract type name	GDS Contract
Purpose of contract	General
Contract start date	01/04/2006
Contract end date	

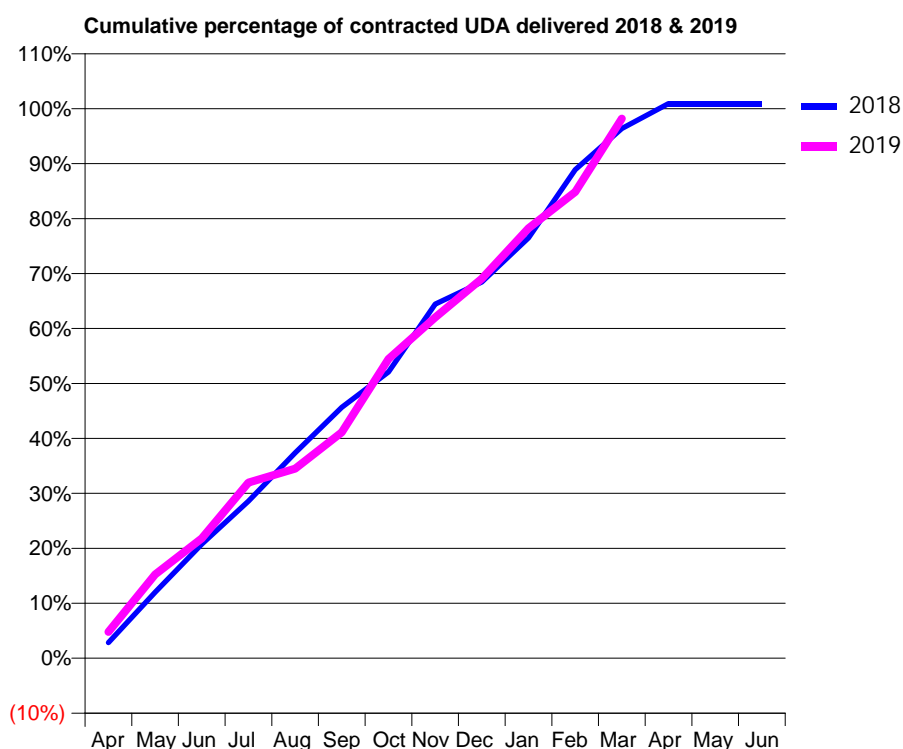
18/19 Contracted general activity (UDA)	7,290
Carry forward general activity (UDA)	-66
18/19 Contracted orthodontic activity (UOA)	0
Carry forward orthodontic activity (UOA)	0
Baseline contract value	£167,092.72

ACCESS*

Patients seen in 24 months	Total	Change since previous quarter
Quarter ending March 2018	2,292	
Quarter ending June 2018	2,263	↓
Quarter ending September 2018	2,225	↓
Quarter ending December 2018	2,261	→
Quarter ending March 2019	2,316	↑
Variance since March 2018	1.0%	→



ACTIVITY



Month	2018	2019
April	208	349
May	876	1,112
June	1,514	1,589
July	2,086	2,330
August	2,725	2,515
September	3,328	2,997
October	3,798	3,970
November	4,698	4,520
December	4,990	5,033
January	5,575	5,702
February	6,481	6,186
March	7,026	7,158
April	7,356	
May	7,356	
June	7,356	

QUALITY

	Quantity	Base Number	Contract	AT	Region	England
% of FP17s for the same patient ID Re-attending within 3 months - Children	67	817	8.2%	9.4%	11.3%	11.8%
% of FP17s for the same patient ID Re-attending within 3 months - Adults	453	2,907	15.6%	14.0%	15.4%	15.7%
% of FP17s for the same patient ID Re-attending between 3 & 9 months - Children	525	817	64.3%	60.1%	61.3%	58.9%
% of FP17s for the same patient ID Re-attending between 3 & 9 months - Adults	1,715	2,907	59.0%	50.5%	52.1%	50.8%
% of FP17s for Band 1 Urgent Courses	362	3,568	10.1%	10.1%	9.5%	9.1%
% of FP17s Relating to Free Repair or Replacements	7	3,568	0.2%	0.9%	0.6%	0.8%
% of FP17s Relating to Continuations	20	3,568	0.6%	1.0%	0.8%	0.9%
% of Patients satisfied with the dentistry they have received	3	3	N/A	93.2%	92.4%	92.5%
% of Patients satisfied with the time they had to wait for an appointment	3	3	N/A	84.5%	86.3%	87.0%

* This is based on patients treated on this contract for their most recent course of treatment.

Figures in italics indicate the base number of FP17s or Patient Questionnaire responses are less than 100. N/A is shown where the base number of responses is less than 10 during the period. % is calculated as Quantity/Base number*100

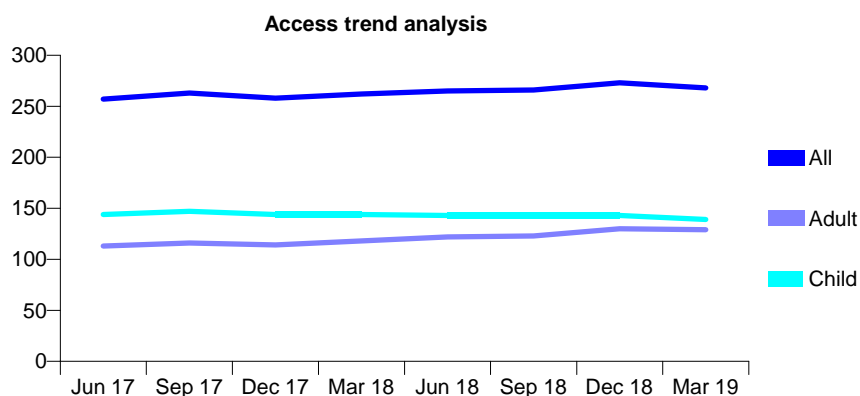
Q66 - Vital Signs At a Glance Contract Report for 679798/0001 - March 2019

Name or company name	MISS CE SHAW
Contract type name	GDS Contract
Purpose of contract	General
Contract start date	02/04/2012
Contract end date	

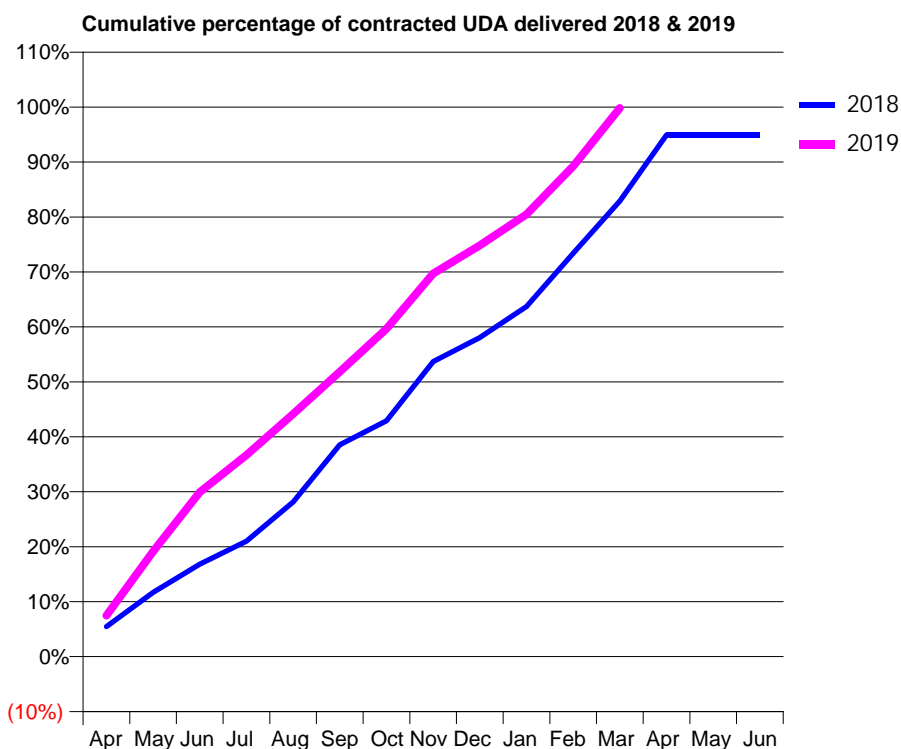
18/19 Contracted general activity (UDA)	548
Carry forward general activity (UDA)	0
18/19 Contracted orthodontic activity (UOA)	0
Carry forward orthodontic activity (UOA)	0
Baseline contract value	£13,048.88

ACCESS*

Patients seen in 24 months	Total	Change since previous quarter
Quarter ending March 2018	262	
Quarter ending June 2018	265	→
Quarter ending September 2018	266	→
Quarter ending December 2018	273	↑
Quarter ending March 2019	268	↓
Variance since March 2018	2.3%	↑



ACTIVITY



Month	Adjusted Scheduled Activity (UDA)	
	2018	2019
April	30	41
May	64	105
June	92	164
July	115	201
August	154	242
September	211	284
October	235	327
November	294	382
December	318	410
January	349	441
February	402	489
March	454	547
April	520	
May	520	
June	520	

QUALITY

	Quantity	Base Number	Contract	AT	Region	England
% of FP17s for the same patient ID Re-attending within 3 months - Children	4	261	1.5%	9.4%	11.3%	11.8%
% of FP17s for the same patient ID Re-attending within 3 months - Adults	4	137	2.9%	14.0%	15.4%	15.7%
% of FP17s for the same patient ID Re-attending between 3 & 9 months - Children	208	261	79.7%	60.1%	61.3%	58.9%
% of FP17s for the same patient ID Re-attending between 3 & 9 months - Adults	68	137	49.6%	50.5%	52.1%	50.8%
% of FP17s for Band 1 Urgent Courses	0	371	0.0%	10.1%	9.5%	9.1%
% of FP17s Relating to Free Repair or Replacements	0	371	0.0%	0.9%	0.6%	0.8%
% of FP17s Relating to Continuations	0	371	0.0%	1.0%	0.8%	0.9%
% of Patients satisfied with the dentistry they have received	0	0	N/A	93.2%	92.4%	92.5%
% of Patients satisfied with the time they had to wait for an appointment	0	0	N/A	84.5%	86.3%	87.0%

* This is based on patients treated on this contract for their most recent course of treatment. Figures in italics indicate the base number of FP17s or Patient Questionnaire responses are less than 100. N/A is shown where the base number of responses is less than 10 during the period. % is calculated as Quantity/Base number*100

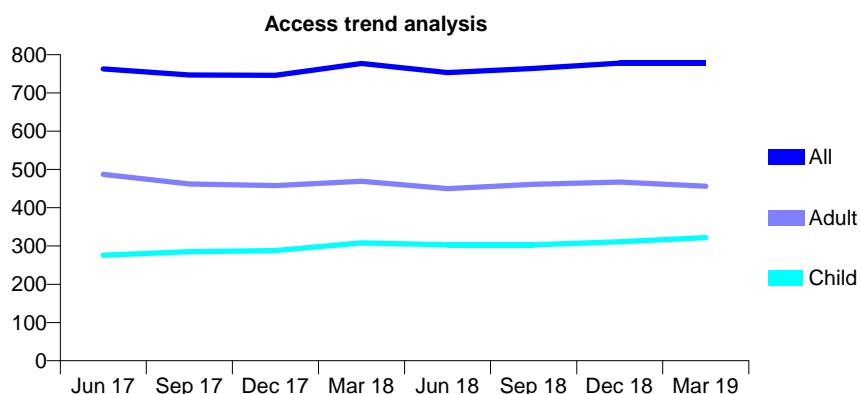
Q66 - Vital Signs At a Glance Contract Report for 680451/0001 - March 2019

Name or company name	MR CB MCCONNELL
Contract type name	GDS Contract
Purpose of contract	General
Contract start date	01/09/2007
Contract end date	

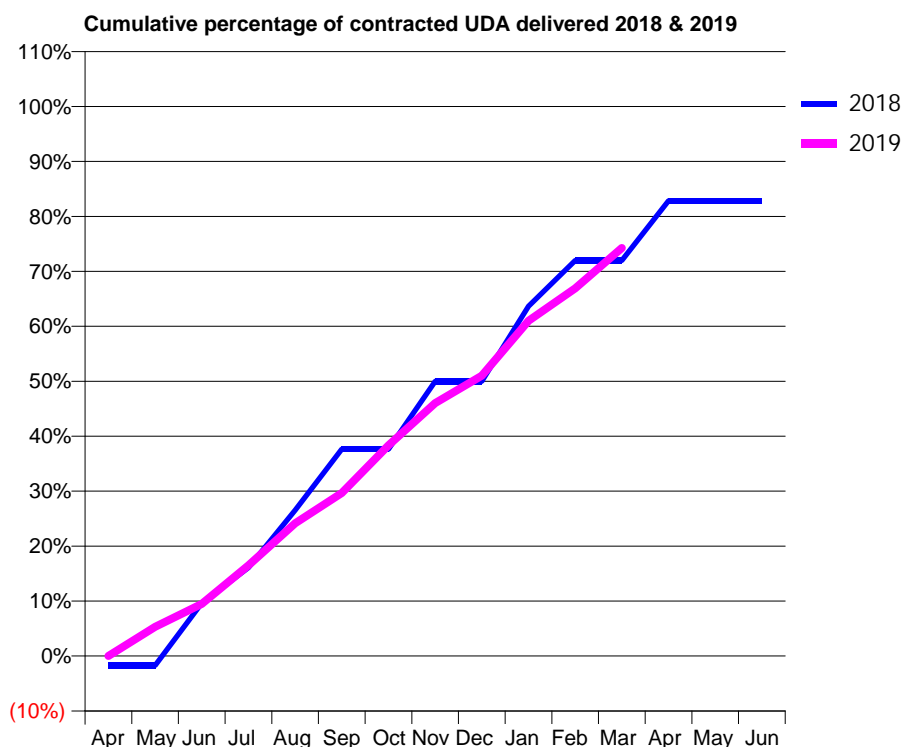
18/19 Contracted general activity (UDA)	2,500
Carry forward general activity (UDA)	0
18/19 Contracted orthodontic activity (UOA)	0
Carry forward orthodontic activity (UOA)	0
Baseline contract value	£57,383.72

ACCESS*

Patients seen in 24 months	Total	Change since previous quarter
Quarter ending March 2018	777	
Quarter ending June 2018	753	↓
Quarter ending September 2018	764	→
Quarter ending December 2018	778	→
Quarter ending March 2019	778	→
Variance since March 2018	0.1%	→



ACTIVITY



Month	Adjusted Scheduled Activity (UDA)	
	2018	2019
April	-54	0
May	-54	133
June	302	237
July	504	412
August	832	604
September	1,180	742
October	1,180	959
November	1,566	1,150
December	1,566	1,276
January	1,994	1,525
February	2,256	1,673
March	2,256	1,856
April	2,596	
May	2,596	
June	2,596	

QUALITY

	Quantity	Base Number	Contract	AT	Region	England
% of FP17s for the same patient ID Re-attending within 3 months - Children	23	450	5.1%	9.4%	11.3%	11.8%
% of FP17s for the same patient ID Re-attending within 3 months - Adults	72	627	11.5%	14.0%	15.4%	15.7%
% of FP17s for the same patient ID Re-attending between 3 & 9 months - Children	236	450	52.4%	60.1%	61.3%	58.9%
% of FP17s for the same patient ID Re-attending between 3 & 9 months - Adults	334	627	53.3%	50.5%	52.1%	50.8%
% of FP17s for Band 1 Urgent Courses	60	953	6.3%	10.1%	9.5%	9.1%
% of FP17s Relating to Free Repair or Replacements	4	953	0.4%	0.9%	0.6%	0.8%
% of FP17s Relating to Continuations	0	953	0.0%	1.0%	0.8%	0.9%
% of Patients satisfied with the dentistry they have received	2	2	N/A	93.2%	92.4%	92.5%
% of Patients satisfied with the time they had to wait for an appointment	2	2	N/A	84.5%	86.3%	87.0%

* This is based on patients treated on this contract for their most recent course of treatment. Figures in italics indicate the base number of FP17s or Patient Questionnaire responses are less than 100. N/A is shown where the base number of responses is less than 10 during the period. % is calculated as Quantity/Base number*100

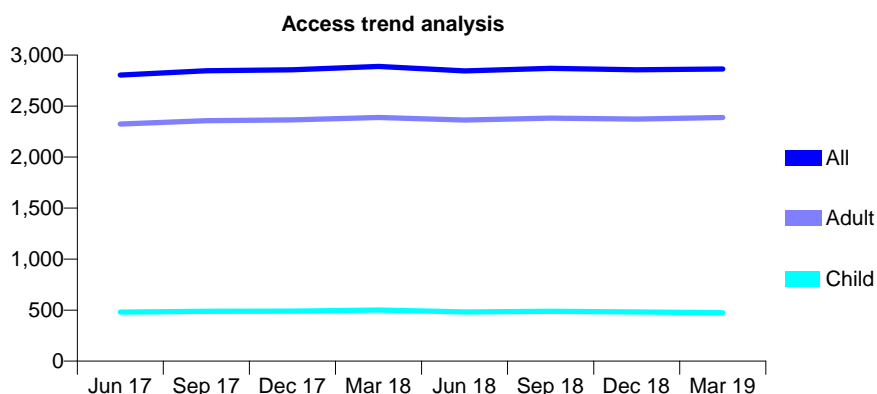
Q66 - Vital Signs At a Glance Contract Report for 686530/0001 - March 2019

Name or company name	MR GS ABDOLL
Contract type name	GDS Contract
Purpose of contract	General
Contract start date	01/04/2006
Contract end date	

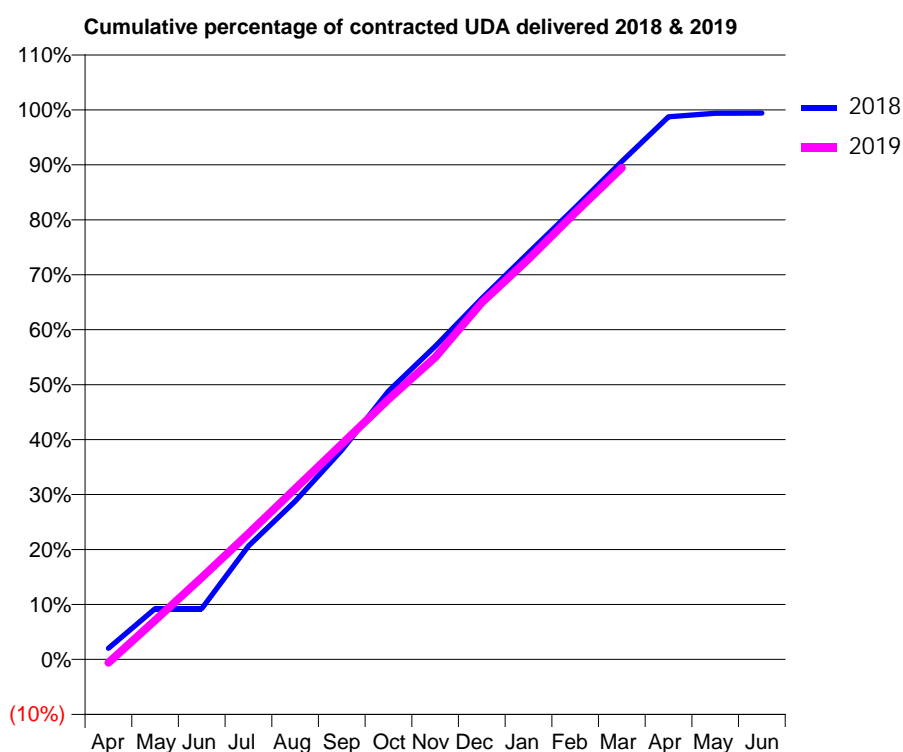
18/19 Contracted general activity (UDA)	7,400
Carry forward general activity (UDA)	45
18/19 Contracted orthodontic activity (UOA)	0
Carry forward orthodontic activity (UOA)	0
Baseline contract value	£217,476.83

ACCESS*

Patients seen in 24 months	Total	Change since previous quarter
Quarter ending March 2018	2,888	
Quarter ending June 2018	2,845	↓
Quarter ending September 2018	2,870	→
Quarter ending December 2018	2,855	→
Quarter ending March 2019	2,863	→
Variance since March 2018	(0.9%)	→



ACTIVITY



Month	2018	2019
April	153	-45
May	699	527
June	699	1,101
July	1,559	1,695
August	2,174	2,298
September	2,875	2,900
October	3,686	3,502
November	4,303	4,068
December	4,958	4,804
January	5,586	5,391
February	6,209	6,016
March	6,840	6,618
April	7,455	
May	7,503	
June	7,505	

QUALITY

	Quantity	Base Number	Contract	AT	Region	England
% of FP17s for the same patient ID Re-attending within 3 months - Children	19	503	3.8%	9.4%	11.3%	11.8%
% of FP17s for the same patient ID Re-attending within 3 months - Adults	606	3,632	16.7%	14.0%	15.4%	15.7%
% of FP17s for the same patient ID Re-attending between 3 & 9 months - Children	76	503	15.1%	60.1%	61.3%	58.9%
% of FP17s for the same patient ID Re-attending between 3 & 9 months - Adults	1,798	3,632	49.5%	50.5%	52.1%	50.8%
% of FP17s for Band 1 Urgent Courses	341	3,796	9.0%	10.1%	9.5%	9.1%
% of FP17s Relating to Free Repair or Replacements	22	3,796	0.6%	0.9%	0.6%	0.8%
% of FP17s Relating to Continuations	23	3,796	0.6%	1.0%	0.8%	0.9%
% of Patients satisfied with the dentistry they have received	2	2	N/A	93.2%	92.4%	92.5%
% of Patients satisfied with the time they had to wait for an appointment	2	2	N/A	84.5%	86.3%	87.0%

* This is based on patients treated on this contract for their most recent course of treatment. Figures in italics indicate the base number of FP17s or Patient Questionnaire responses are less than 100. N/A is shown where the base number of responses is less than 10 during the period. % is calculated as Quantity/Base number*100

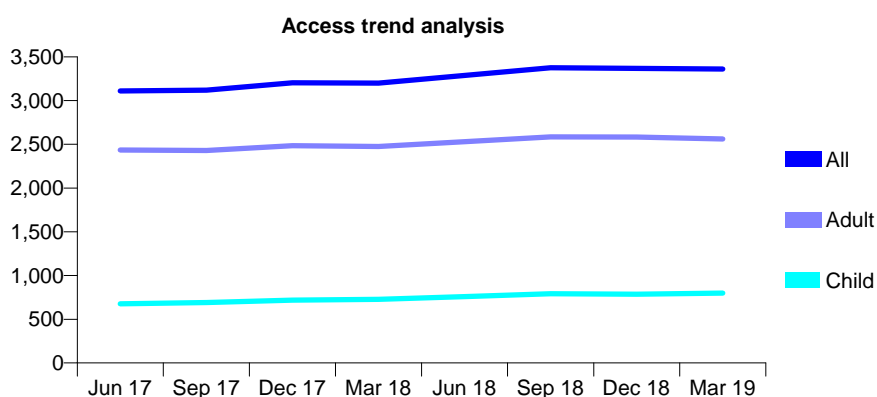
Q66 - Vital Signs At a Glance Contract Report for 686530/0002 - March 2019

Name or company name	MR GS ABDOLL
Contract type name	GDS Contract
Purpose of contract	General
Contract start date	01/04/2009
Contract end date	

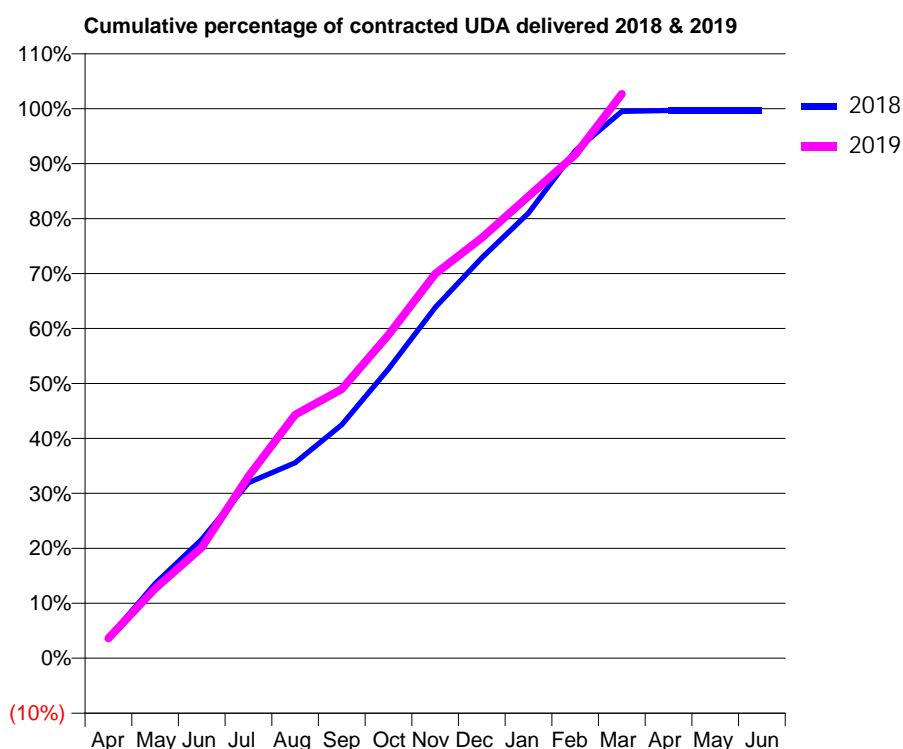
18/19 Contracted general activity (UDA)	7,280
Carry forward general activity (UDA)	23
18/19 Contracted orthodontic activity (UOA)	0
Carry forward orthodontic activity (UOA)	0
Baseline contract value	£201,156.63

ACCESS*

Patients seen in 24 months	Total	Change since previous quarter
Quarter ending March 2018	3,201	
Quarter ending June 2018	3,287	↑
Quarter ending September 2018	3,375	↑
Quarter ending December 2018	3,368	→
Quarter ending March 2019	3,361	→
Variance since March 2018	5.0%	↑



ACTIVITY



Month	2018	2019
April	266	265
May	990	923
June	1,574	1,465
July	2,326	2,409
August	2,590	3,226
September	3,093	3,567
October	3,833	4,283
November	4,648	5,090
December	5,305	5,568
January	5,898	6,118
February	6,721	6,672
March	7,243	7,474
April	7,257	
May	7,257	
June	7,257	

QUALITY

	Quantity	Base Number	Contract	AT	Region	England
% of FP17s for the same patient ID Re-attending within 3 months - Children	62	1,307	4.7%	9.4%	11.3%	11.8%
% of FP17s for the same patient ID Re-attending within 3 months - Adults	495	3,417	14.5%	14.0%	15.4%	15.7%
% of FP17s for the same patient ID Re-attending between 3 & 9 months - Children	946	1,307	72.4%	60.1%	61.3%	58.9%
% of FP17s for the same patient ID Re-attending between 3 & 9 months - Adults	1,365	3,417	39.9%	50.5%	52.1%	50.8%
% of FP17s for Band 1 Urgent Courses	353	4,707	7.5%	10.1%	9.5%	9.1%
% of FP17s Relating to Free Repair or Replacements	21	4,707	0.4%	0.9%	0.6%	0.8%
% of FP17s Relating to Continuations	49	4,707	1.0%	1.0%	0.8%	0.9%
% of Patients satisfied with the dentistry they have received	1	1	N/A	93.2%	92.4%	92.5%
% of Patients satisfied with the time they had to wait for an appointment	1	1	N/A	84.5%	86.3%	87.0%

* This is based on patients treated on this contract for their most recent course of treatment. Figures in italics indicate the base number of FP17s or Patient Questionnaire responses are less than 100. N/A is shown where the base number of responses is less than 10 during the period. % is calculated as Quantity/Base number*100

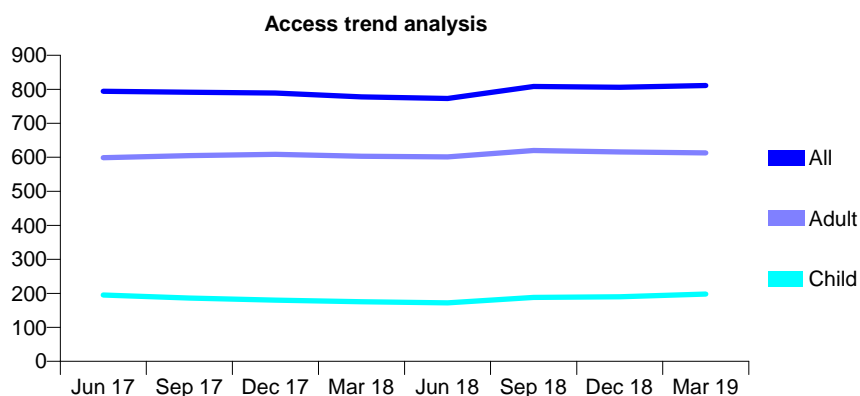
Q66 - Vital Signs At a Glance Contract Report for 688401/0001 - March 2019

Name or company name	Jonathan Baber
Contract type name	GDS Contract
Purpose of contract	General
Contract start date	01/04/2006
Contract end date	

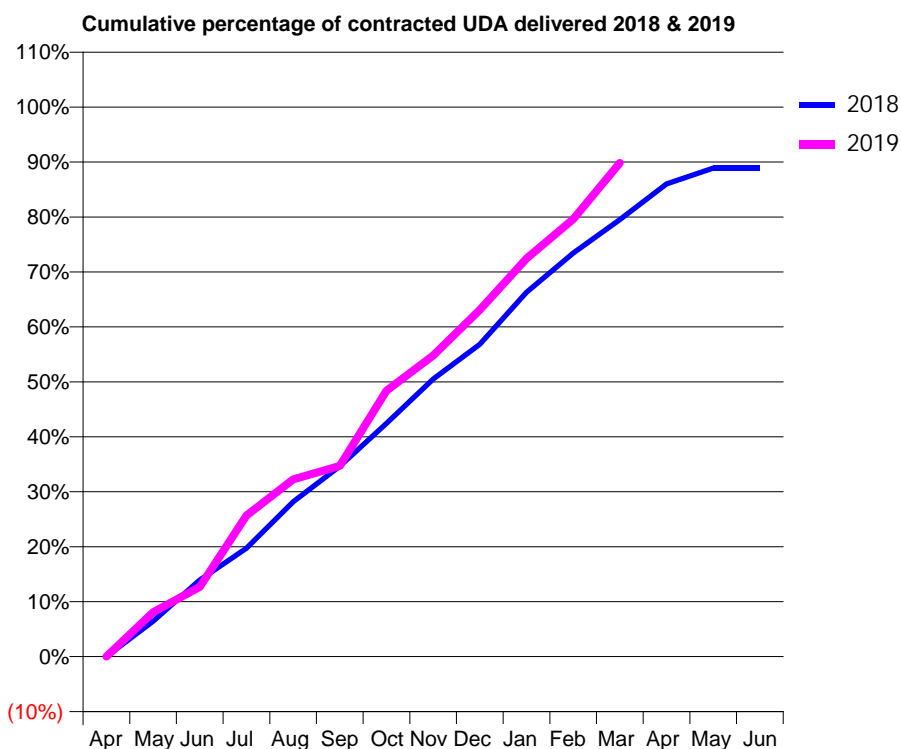
18/19 Contracted general activity (UDA)	2,500
Carry forward general activity (UDA)	0
18/19 Contracted orthodontic activity (UOA)	0
Carry forward orthodontic activity (UOA)	0
Baseline contract value	£59,821.52

ACCESS*

Patients seen in 24 months	Total	Change since previous quarter
Quarter ending March 2018	778	
Quarter ending June 2018	773	→
Quarter ending September 2018	808	↑
Quarter ending December 2018	806	→
Quarter ending March 2019	811	→
Variance since March 2018	4.2%	↑



ACTIVITY



Month	Adjusted Scheduled Activity (UDA)	
	2018	2019
April	0	0
May	162	202
June	349	317
July	493	642
August	705	807
September	866	867
October	1,061	1,210
November	1,263	1,369
December	1,420	1,578
January	1,657	1,811
February	1,835	1,990
March	1,988	2,246
April	2,150	
May	2,222	
June	2,222	

QUALITY

	Quantity	Base Number	Contract	AT	Region	England
% of FP17s for the same patient ID Re-attending within 3 months - Children	19	352	5.4%	9.4%	11.3%	11.8%
% of FP17s for the same patient ID Re-attending within 3 months - Adults	181	1,110	16.3%	14.0%	15.4%	15.7%
% of FP17s for the same patient ID Re-attending between 3 & 9 months - Children	230	352	65.3%	60.1%	61.3%	58.9%
% of FP17s for the same patient ID Re-attending between 3 & 9 months - Adults	635	1,110	57.2%	50.5%	52.1%	50.8%
% of FP17s for Band 1 Urgent Courses	58	1,338	4.3%	10.1%	9.5%	9.1%
% of FP17s Relating to Free Repair or Replacements	5	1,338	0.4%	0.9%	0.6%	0.8%
% of FP17s Relating to Continuations	18	1,338	1.3%	1.0%	0.8%	0.9%
% of Patients satisfied with the dentistry they have received	2	2	N/A	93.2%	92.4%	92.5%
% of Patients satisfied with the time they had to wait for an appointment	2	2	N/A	84.5%	86.3%	87.0%

* This is based on patients treated on this contract for their most recent course of treatment. Figures in italics indicate the base number of FP17s or Patient Questionnaire responses are less than 100. N/A is shown where the base number of responses is less than 10 during the period. % is calculated as Quantity/Base number*100

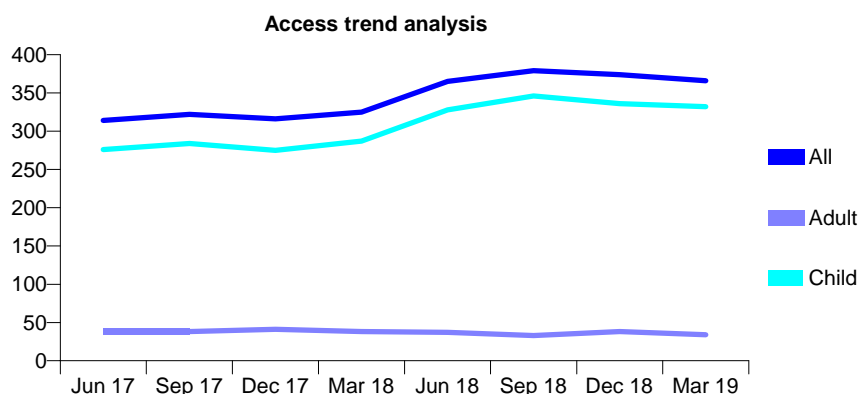
Q66 - Vital Signs At a Glance Contract Report for 689637/0002 - March 2019

Name or company name	Morwenna Dental
Contract type name	GDS Contract
Purpose of contract	General
Contract start date	01/01/2008
Contract end date	

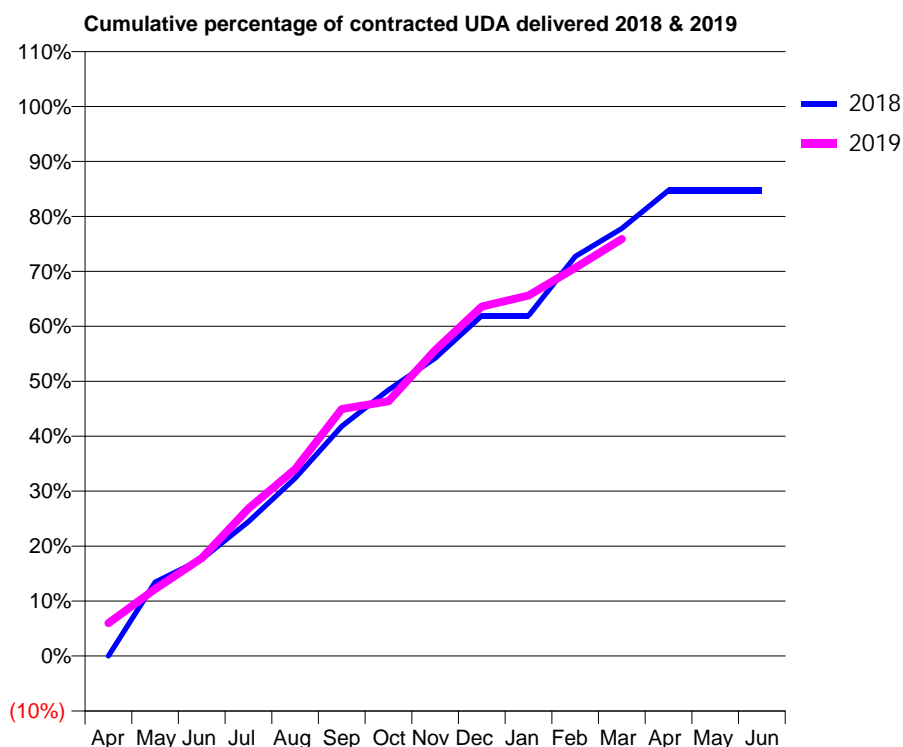
18/19 Contracted general activity (UDA)	1,000
Carry forward general activity (UDA)	0
18/19 Contracted orthodontic activity (UOA)	0
Carry forward orthodontic activity (UOA)	0
Baseline contract value	£20,617.85

ACCESS*

Patients seen in 24 months	Total	Change since previous quarter
Quarter ending March 2018	325	
Quarter ending June 2018	365	↑
Quarter ending September 2018	379	↑
Quarter ending December 2018	374	↓
Quarter ending March 2019	366	↓
Variance since March 2018	12.6%	↑



ACTIVITY



Month	Adjusted Scheduled Activity (UDA)	
	2018	2019
April	0	60
May	134	122
June	176	178
July	244	269
August	324	340
September	418	450
October	484	464
November	542	557
December	619	636
January	619	656
February	727	706
March	778	759
April	847	
May	847	
June	847	

QUALITY

	Quantity	Base Number	Contract	AT	Region	England
% of FP17s for the same patient ID Re-attending within 3 months - Children	37	551	6.7%	9.4%	11.3%	11.8%
% of FP17s for the same patient ID Re-attending within 3 months - Adults	0	13	0.0%	14.0%	15.4%	15.7%
% of FP17s for the same patient ID Re-attending between 3 & 9 months - Children	321	551	58.3%	60.1%	61.3%	58.9%
% of FP17s for the same patient ID Re-attending between 3 & 9 months - Adults	10	13	76.9%	50.5%	52.1%	50.8%
% of FP17s for Band 1 Urgent Courses	20	523	3.8%	10.1%	9.5%	9.1%
% of FP17s Relating to Free Repair or Replacements	0	523	0.0%	0.9%	0.6%	0.8%
% of FP17s Relating to Continuations	11	523	2.1%	1.0%	0.8%	0.9%
% of Patients satisfied with the dentistry they have received	0	0	N/A	93.2%	92.4%	92.5%
% of Patients satisfied with the time they had to wait for an appointment	0	0	N/A	84.5%	86.3%	87.0%

* This is based on patients treated on this contract for their most recent course of treatment. Figures in italics indicate the base number of FP17s or Patient Questionnaire responses are less than 100. N/A is shown where the base number of responses is less than 10 during the period. % is calculated as Quantity/Base number*100

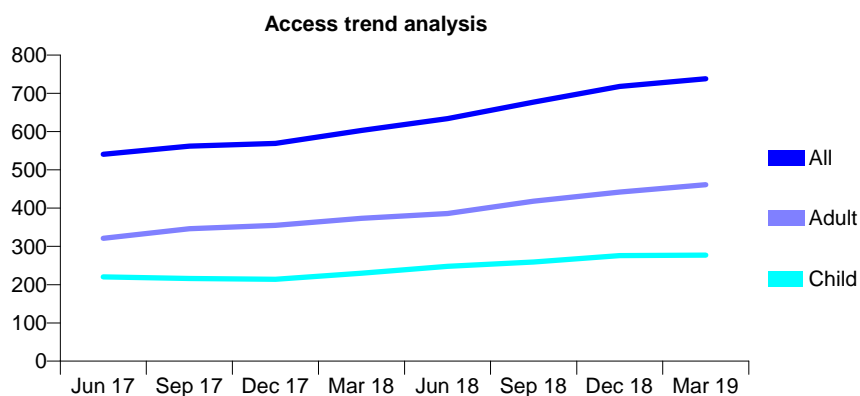
Q66 - Vital Signs At a Glance Contract Report for 723274/0002 - March 2019

Name or company name	David Brookes
Contract type name	GDS Contract
Purpose of contract	General
Contract start date	01/12/2015
Contract end date	

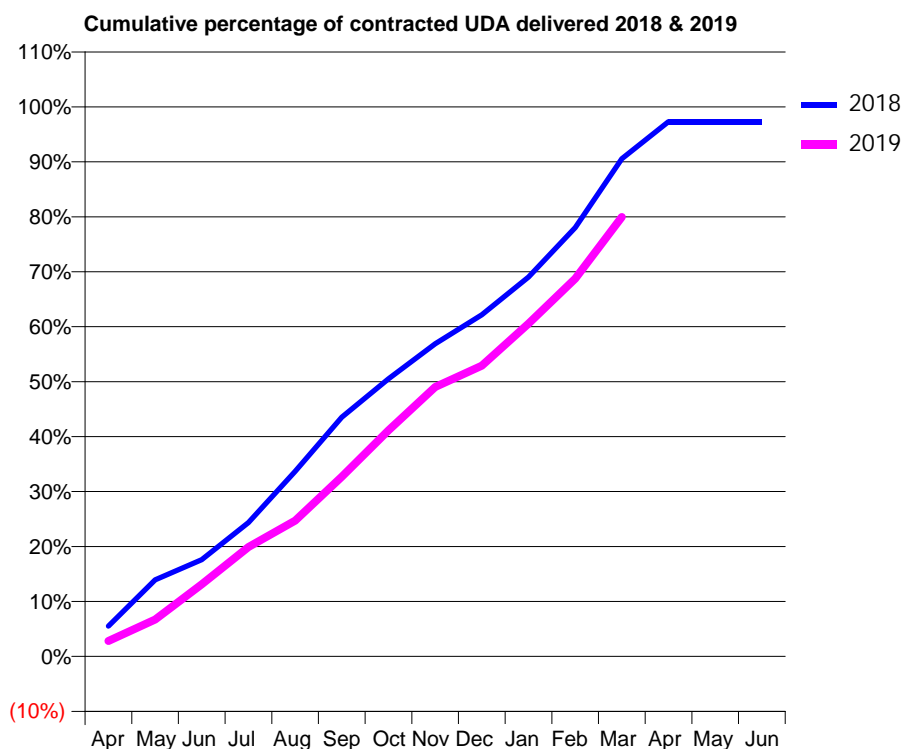
18/19 Contracted general activity (UDA)	2,560
Carry forward general activity (UDA)	0
18/19 Contracted orthodontic activity (UOA)	0
Carry forward orthodontic activity (UOA)	0
Baseline contract value	£67,787.74

ACCESS*

Patients seen in 24 months	Total	Change since previous quarter
Quarter ending March 2018	603	
Quarter ending June 2018	634	↑
Quarter ending September 2018	677	↑
Quarter ending December 2018	718	↑
Quarter ending March 2019	738	↑
Variance since March 2018	22.4%	↑



ACTIVITY



Month	2018	2019
April	86	72
May	217	172
June	275	336
July	380	510
August	525	633
September	679	837
October	788	1,053
November	887	1,255
December	970	1,354
January	1,077	1,550
February	1,217	1,760
March	1,413	2,047
April	1,518	
May	1,518	
June	1,518	

QUALITY

	Quantity	Base Number	Contract	AT	Region	England
% of FP17s for the same patient ID Re-attending within 3 months - Children	21	463	4.5%	9.4%	11.3%	11.8%
% of FP17s for the same patient ID Re-attending within 3 months - Adults	60	608	9.9%	14.0%	15.4%	15.7%
% of FP17s for the same patient ID Re-attending between 3 & 9 months - Children	308	463	66.5%	60.1%	61.3%	58.9%
% of FP17s for the same patient ID Re-attending between 3 & 9 months - Adults	314	608	51.6%	50.5%	52.1%	50.8%
% of FP17s for Band 1 Urgent Courses	43	1,037	4.1%	10.1%	9.5%	9.1%
% of FP17s Relating to Free Repair or Replacements	3	1,037	0.3%	0.9%	0.6%	0.8%
% of FP17s Relating to Continuations	2	1,037	0.2%	1.0%	0.8%	0.9%
% of Patients satisfied with the dentistry they have received	0	0	N/A	93.2%	92.4%	92.5%
% of Patients satisfied with the time they had to wait for an appointment	0	0	N/A	84.5%	86.3%	87.0%

* This is based on patients treated on this contract for their most recent course of treatment. Figures in italics indicate the base number of FP17s or Patient Questionnaire responses are less than 100. N/A is shown where the base number of responses is less than 10 during the period. % is calculated as Quantity/Base number*100

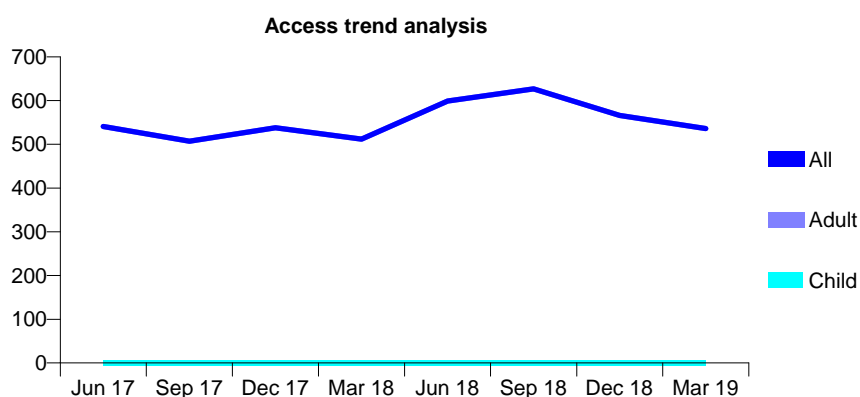
Q66 - Vital Signs At a Glance Contract Report for 723894/0001 - March 2019

Name or company name	At Home Dental
Contract type name	PDS Contract
Purpose of contract	General
Contract start date	01/04/2006
Contract end date	31/03/2019

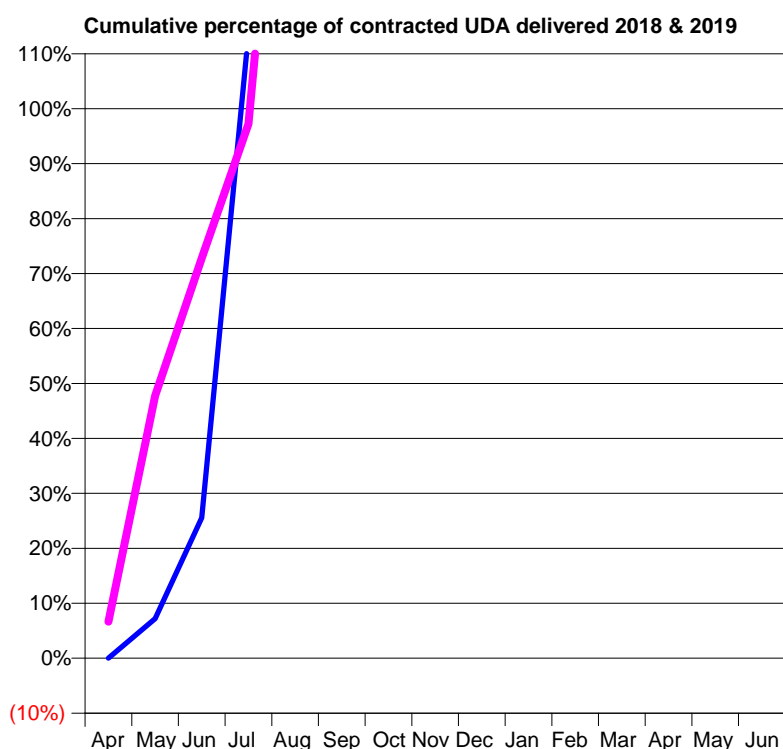
18/19 Contracted general activity (UDA)	180
Carry forward general activity (UDA)	0
18/19 Contracted orthodontic activity (UOA)	0
Carry forward orthodontic activity (UOA)	0
Baseline contract value	£129,870.30

ACCESS*

Patients seen in 24 months	Total	Change since previous quarter
Quarter ending March 2018	512	
Quarter ending June 2018	599	↑
Quarter ending September 2018	627	↑
Quarter ending December 2018	566	↓
Quarter ending March 2019	536	↓
Variance since March 2018	4.7%	↑



ACTIVITY



Adjusted Scheduled Activity (UDA)		
Month	2018	2019
April	0	12
May	13	86
June	46	131
July	204	175
August	215	337
September	215	439
October	215	560
November	215	609
December	310	668
January	312	751
February	312	768
March	312	837
April	434	
May	445	
June	445	

QUALITY

	Quantity	Base Number	Contract	AT	Region	England
% of FP17s for the same patient ID Re-attending within 3 months - Children	0	0	N/A	9.4%	11.3%	11.8%
% of FP17s for the same patient ID Re-attending within 3 months - Adults	40	475	8.4%	14.0%	15.4%	15.7%
% of FP17s for the same patient ID Re-attending between 3 & 9 months - Children	0	0	N/A	60.1%	61.3%	58.9%
% of FP17s for the same patient ID Re-attending between 3 & 9 months - Adults	65	475	13.7%	50.5%	52.1%	50.8%
% of FP17s for Band 1 Urgent Courses	35	305	11.5%	10.1%	9.5%	9.1%
% of FP17s Relating to Free Repair or Replacements	0	305	0.0%	0.9%	0.6%	0.8%
% of FP17s Relating to Continuations	3	305	1.0%	1.0%	0.8%	0.9%
% of Patients satisfied with the dentistry they have received	0	0	N/A	93.2%	92.4%	92.5%
% of Patients satisfied with the time they had to wait for an appointment	0	0	N/A	84.5%	86.3%	87.0%

* This is based on patients treated on this contract for their most recent course of treatment. Figures in italics indicate the base number of FP17s or Patient Questionnaire responses are less than 100. N/A is shown where the base number of responses is less than 10 during the period. % is calculated as Quantity/Base number*100

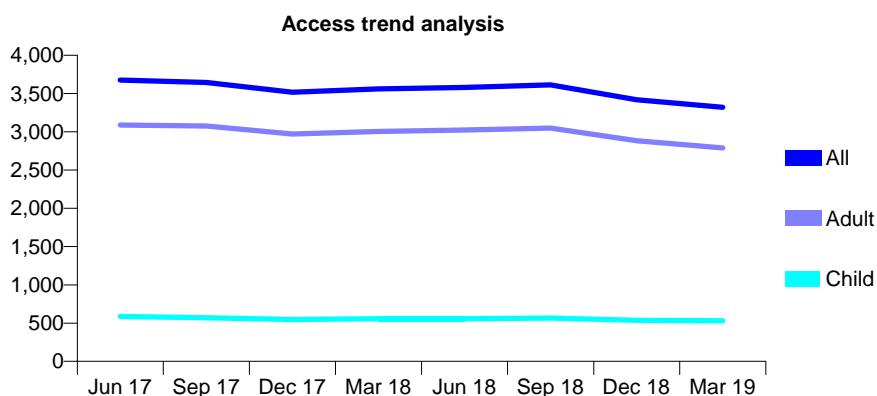
Q66 - Vital Signs At a Glance Contract Report for 725978/0001 - March 2019

Name or company name	MR PJ LE RUEZ
Contract type name	GDS Contract
Purpose of contract	General
Contract start date	01/04/2006
Contract end date	

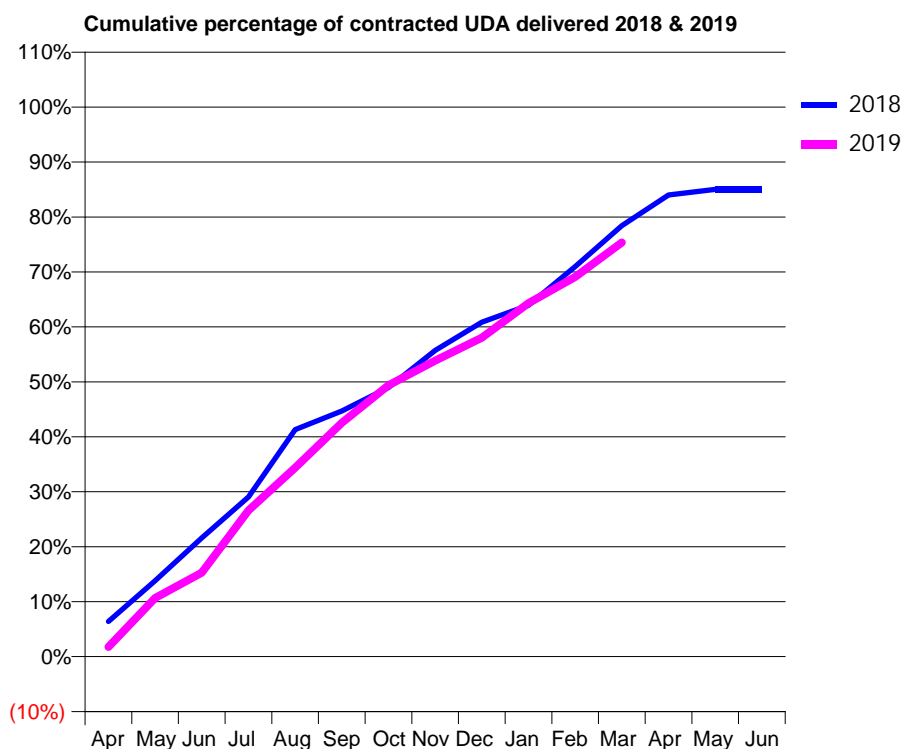
18/19 Contracted general activity (UDA)	10,100
Carry forward general activity (UDA)	0
18/19 Contracted orthodontic activity (UOA)	0
Carry forward orthodontic activity (UOA)	0
Baseline contract value	£274,173.64

ACCESS*

Patients seen in 24 months	Total	Change since previous quarter
Quarter ending March 2018	3,561	
Quarter ending June 2018	3,579	→
Quarter ending September 2018	3,613	→
Quarter ending December 2018	3,419	↓
Quarter ending March 2019	3,320	↓
Variance since March 2018	(6.8%)	↓



ACTIVITY



Month	Adjusted Scheduled Activity (UDA)	
	2018	2019
April	646	177
May	1,395	1,076
June	2,182	1,542
July	2,934	2,687
August	4,172	3,473
September	4,513	4,295
October	4,945	4,986
November	5,628	5,440
December	6,145	5,862
January	6,458	6,497
February	7,171	6,979
March	7,920	7,612
April	8,485	
May	8,587	
June	8,587	

QUALITY

	Quantity	Base Number	Contract	AT	Region	England
% of FP17s for the same patient ID Re-attending within 3 months - Children	19	796	2.4%	9.4%	11.3%	11.8%
% of FP17s for the same patient ID Re-attending within 3 months - Adults	450	4,193	10.7%	14.0%	15.4%	15.7%
% of FP17s for the same patient ID Re-attending between 3 & 9 months - Children	404	796	50.8%	60.1%	61.3%	58.9%
% of FP17s for the same patient ID Re-attending between 3 & 9 months - Adults	2,104	4,193	50.2%	50.5%	52.1%	50.8%
% of FP17s for Band 1 Urgent Courses	328	4,595	7.1%	10.1%	9.5%	9.1%
% of FP17s Relating to Free Repair or Replacements	12	4,595	0.3%	0.9%	0.6%	0.8%
% of FP17s Relating to Continuations	49	4,595	1.1%	1.0%	0.8%	0.9%
% of Patients satisfied with the dentistry they have received	2	3	N/A	93.2%	92.4%	92.5%
% of Patients satisfied with the time they had to wait for an appointment	2	3	N/A	84.5%	86.3%	87.0%

* This is based on patients treated on this contract for their most recent course of treatment. Figures in italics indicate the base number of FP17s or Patient Questionnaire responses are less than 100. N/A is shown where the base number of responses is less than 10 during the period. % is calculated as Quantity/Base number*100

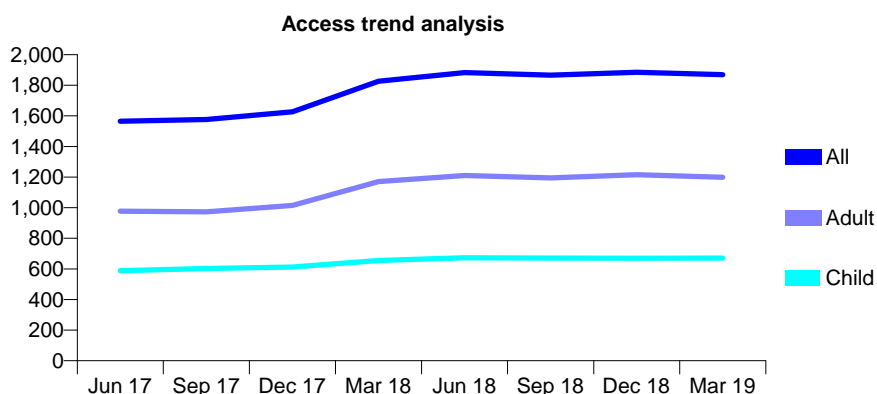
Q66 - Vital Signs At a Glance Contract Report for 736988/0002 - March 2019

Name or company name	MR GR COCKROFT
Contract type name	GDS Contract
Purpose of contract	General
Contract start date	01/04/2006
Contract end date	

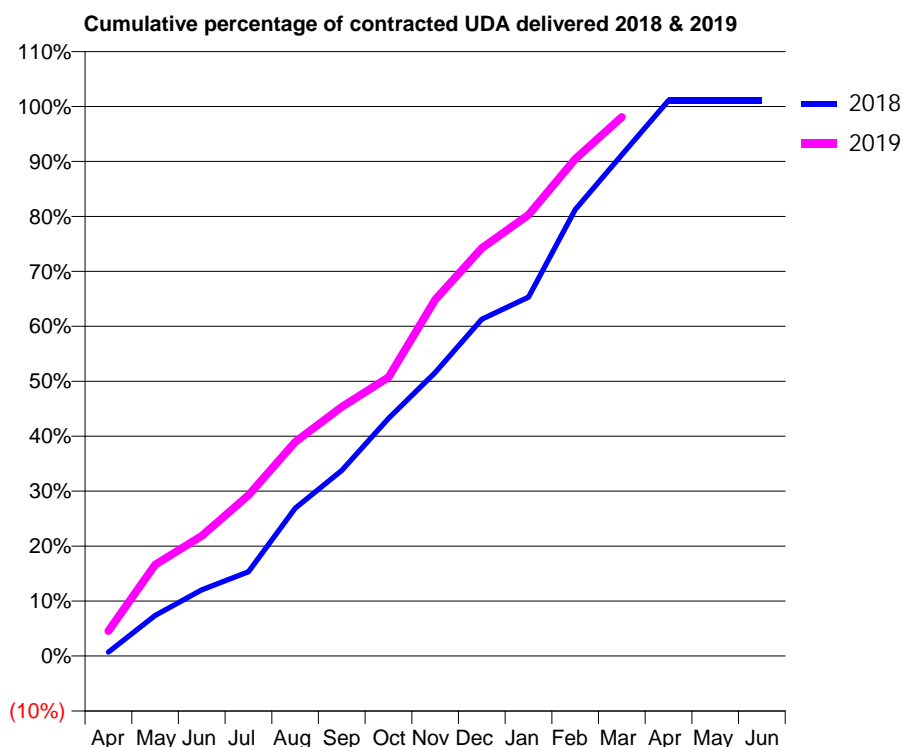
18/19 Contracted general activity (UDA)	4,338
Carry forward general activity (UDA)	-47
18/19 Contracted orthodontic activity (UOA)	0
Carry forward orthodontic activity (UOA)	0
Baseline contract value	£110,335.10

ACCESS*

Patients seen in 24 months	Total	Change since previous quarter
Quarter ending March 2018	1,826	
Quarter ending June 2018	1,883	↑
Quarter ending September 2018	1,866	→
Quarter ending December 2018	1,885	→
Quarter ending March 2019	1,870	→
Variance since March 2018	2.4%	↑



ACTIVITY



Month	Adjusted Scheduled Activity (UDA)	
	2018	2019
April	31	197
May	320	721
June	522	948
July	664	1,269
August	1,167	1,691
September	1,465	1,966
October	1,876	2,201
November	2,238	2,814
December	2,659	3,219
January	2,834	3,482
February	3,524	3,923
March	3,956	4,254
April	4,385	
May	4,385	
June	4,385	

QUALITY

	Quantity	Base Number	Contract	AT	Region	England
% of FP17s for the same patient ID Re-attending within 3 months - Children	31	1,007	3.1%	9.4%	11.3%	11.8%
% of FP17s for the same patient ID Re-attending within 3 months - Adults	104	1,601	6.5%	14.0%	15.4%	15.7%
% of FP17s for the same patient ID Re-attending between 3 & 9 months - Children	683	1,007	67.8%	60.1%	61.3%	58.9%
% of FP17s for the same patient ID Re-attending between 3 & 9 months - Adults	1,009	1,601	63.0%	50.5%	52.1%	50.8%
% of FP17s for Band 1 Urgent Courses	21	2,455	0.9%	10.1%	9.5%	9.1%
% of FP17s Relating to Free Repair or Replacements	4	2,455	0.2%	0.9%	0.6%	0.8%
% of FP17s Relating to Continuations	0	2,455	0.0%	1.0%	0.8%	0.9%
% of Patients satisfied with the dentistry they have received	3	3	N/A	93.2%	92.4%	92.5%
% of Patients satisfied with the time they had to wait for an appointment	2	3	N/A	84.5%	86.3%	87.0%

* This is based on patients treated on this contract for their most recent course of treatment. Figures in italics indicate the base number of FP17s or Patient Questionnaire responses are less than 100. N/A is shown where the base number of responses is less than 10 during the period. % is calculated as Quantity/Base number*100

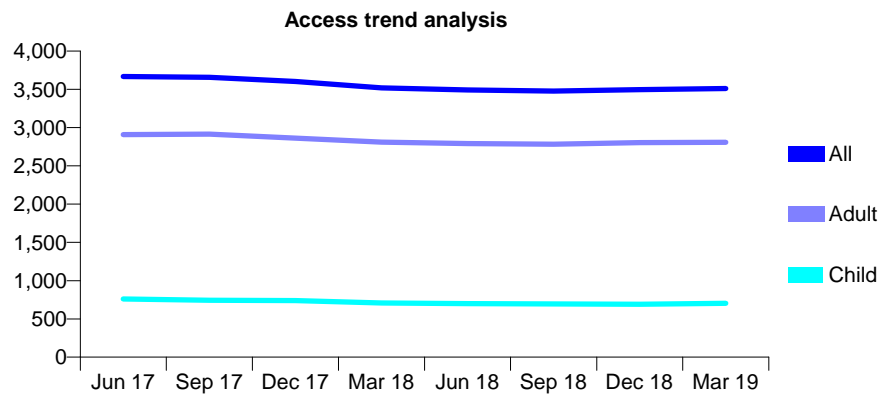
Q66 - Vital Signs At a Glance Contract Report for 738352/0006 - March 2019

Name or company name	MR TR JOHNSON
Contract type name	GDS Contract
Purpose of contract	General
Contract start date	01/08/2008
Contract end date	

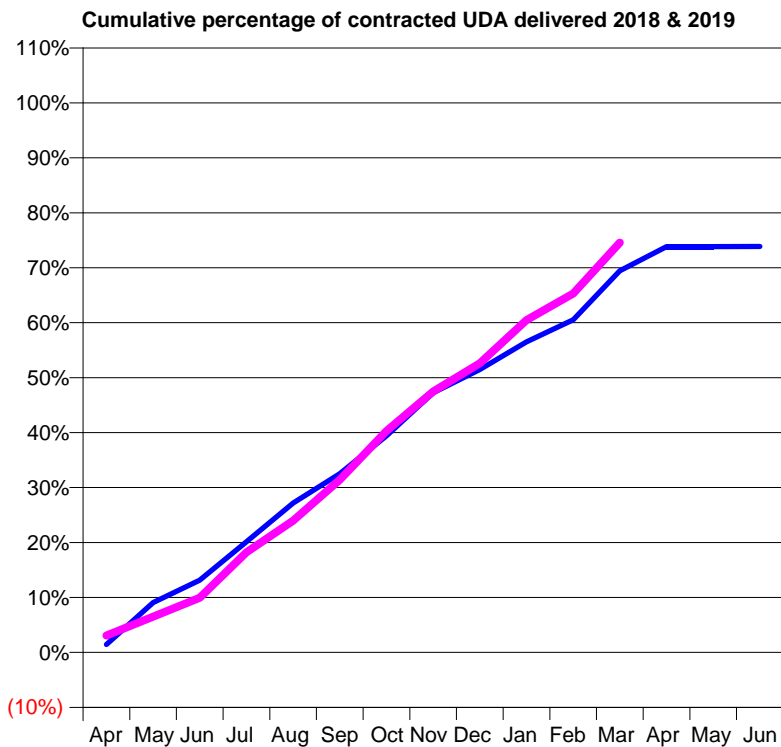
18/19 Contracted general activity (UDA)	10,591
Carry forward general activity (UDA)	0
18/19 Contracted orthodontic activity (UOA)	0
Carry forward orthodontic activity (UOA)	0
Baseline contract value	£234,408.18

ACCESS*

Patients seen in 24 months	Total	Change since previous quarter
Quarter ending March 2018	3,519	
Quarter ending June 2018	3,492	→
Quarter ending September 2018	3,478	→
Quarter ending December 2018	3,495	→
Quarter ending March 2019	3,511	→
Variance since March 2018	(0.2%)	→



ACTIVITY



Month	Adjusted Scheduled Activity (UDA)	
	2018	2019
April	154	326
May	964	691
June	1,395	1,052
July	2,133	1,930
August	2,879	2,542
September	3,444	3,328
October	4,176	4,266
November	5,004	5,029
December	5,453	5,574
January	5,986	6,406
February	6,410	6,917
March	7,354	7,896
April	7,818	
May	7,820	
June	7,821	

QUALITY

	Quantity	Base Number	Contract	AT	Region	England
% of FP17s for the same patient ID Re-attending within 3 months - Children	49	1,175	4.2%	9.4%	11.3%	11.8%
% of FP17s for the same patient ID Re-attending within 3 months - Adults	739	4,780	15.5%	14.0%	15.4%	15.7%
% of FP17s for the same patient ID Re-attending between 3 & 9 months - Children	816	1,175	69.4%	60.1%	61.3%	58.9%
% of FP17s for the same patient ID Re-attending between 3 & 9 months - Adults	3,031	4,780	63.4%	50.5%	52.1%	50.8%
% of FP17s for Band 1 Urgent Courses	365	4,667	7.8%	10.1%	9.5%	9.1%
% of FP17s Relating to Free Repair or Replacements	3	4,667	0.1%	0.9%	0.6%	0.8%
% of FP17s Relating to Continuations	76	4,667	1.6%	1.0%	0.8%	0.9%
% of Patients satisfied with the dentistry they have received	1	1	N/A	93.2%	92.4%	92.5%
% of Patients satisfied with the time they had to wait for an appointment	1	1	N/A	84.5%	86.3%	87.0%

* This is based on patients treated on this contract for their most recent course of treatment. Figures in italics indicate the base number of FP17s or Patient Questionnaire responses are less than 100. N/A is shown where the base number of responses is less than 10 during the period. % is calculated as Quantity/Base number*100

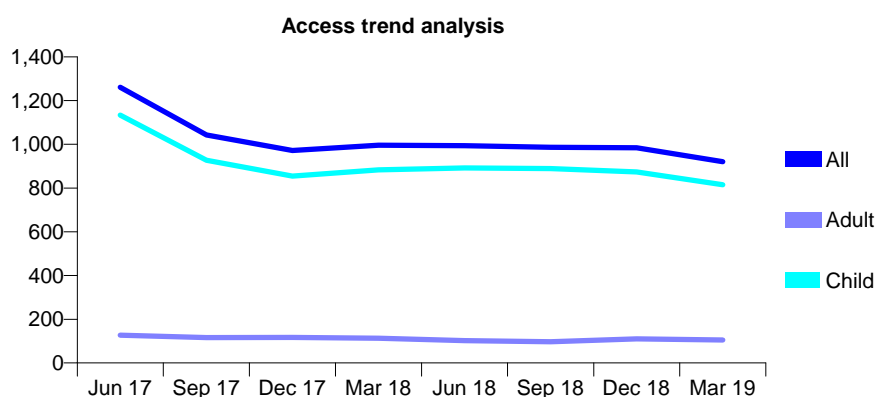
Q66 - Vital Signs At a Glance Contract Report for 738352/0007 - March 2019

Name or company name	MR TR JOHNSON
Contract type name	GDS Contract
Purpose of contract	General
Contract start date	01/05/2014
Contract end date	

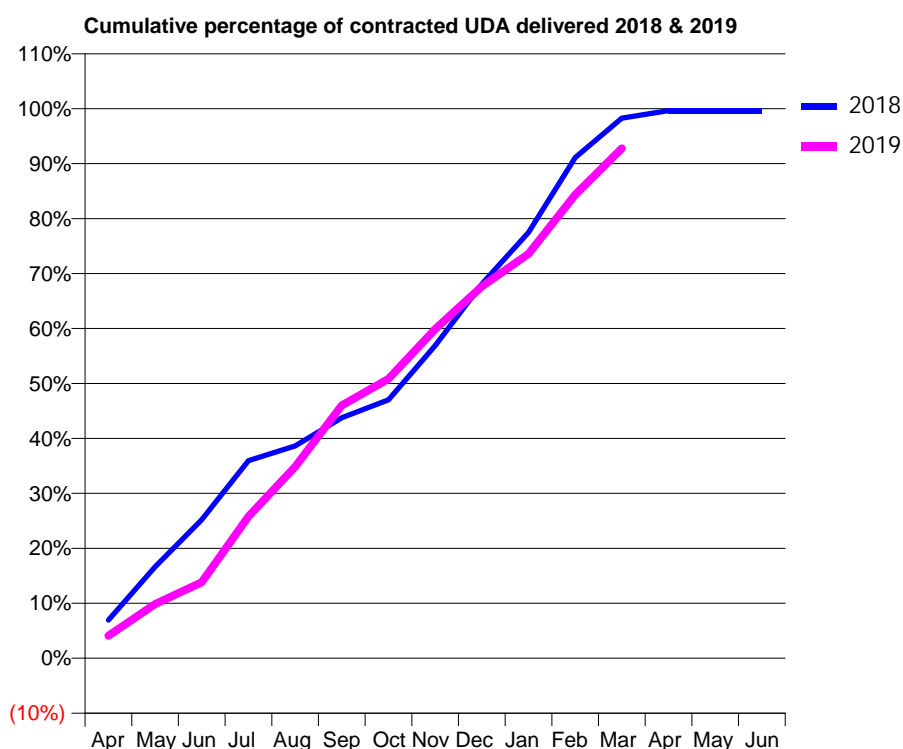
18/19 Contracted general activity (UDA)	2,477
Carry forward general activity (UDA)	9
18/19 Contracted orthodontic activity (UOA)	0
Carry forward orthodontic activity (UOA)	0
Baseline contract value	£54,688.20

ACCESS*

Patients seen in 24 months	Total	Change since previous quarter
Quarter ending March 2018	996	
Quarter ending June 2018	994	→
Quarter ending September 2018	986	→
Quarter ending December 2018	984	→
Quarter ending March 2019	920	↓
Variance since March 2018	(7.6%)	↓



ACTIVITY



Month	2018	2019
April	172	101
May	412	244
June	624	342
July	890	639
August	957	863
September	1,084	1,139
October	1,165	1,259
November	1,409	1,484
December	1,686	1,676
January	1,919	1,822
February	2,257	2,090
March	2,434	2,297
April	2,468	
May	2,468	
June	2,468	

QUALITY

	Quantity	Base Number	Contract	AT	Region	England
% of FP17s for the same patient ID Re-attending within 3 months - Children	115	1,552	7.4%	9.4%	11.3%	11.8%
% of FP17s for the same patient ID Re-attending within 3 months - Adults	1	17	5.9%	14.0%	15.4%	15.7%
% of FP17s for the same patient ID Re-attending between 3 & 9 months - Children	984	1,552	63.4%	60.1%	61.3%	58.9%
% of FP17s for the same patient ID Re-attending between 3 & 9 months - Adults	5	17	29.4%	50.5%	52.1%	50.8%
% of FP17s for Band 1 Urgent Courses	32	1,531	2.1%	10.1%	9.5%	9.1%
% of FP17s Relating to Free Repair or Replacements	0	1,531	0.0%	0.9%	0.6%	0.8%
% of FP17s Relating to Continuations	0	1,531	0.0%	1.0%	0.8%	0.9%
% of Patients satisfied with the dentistry they have received	0	0	N/A	93.2%	92.4%	92.5%
% of Patients satisfied with the time they had to wait for an appointment	0	0	N/A	84.5%	86.3%	87.0%

* This is based on patients treated on this contract for their most recent course of treatment.

Figures in italics indicate the base number of FP17s or Patient Questionnaire responses are less than 100. N/A is shown where the base number of responses is less than 10 during the period. % is calculated as Quantity/Base number*100

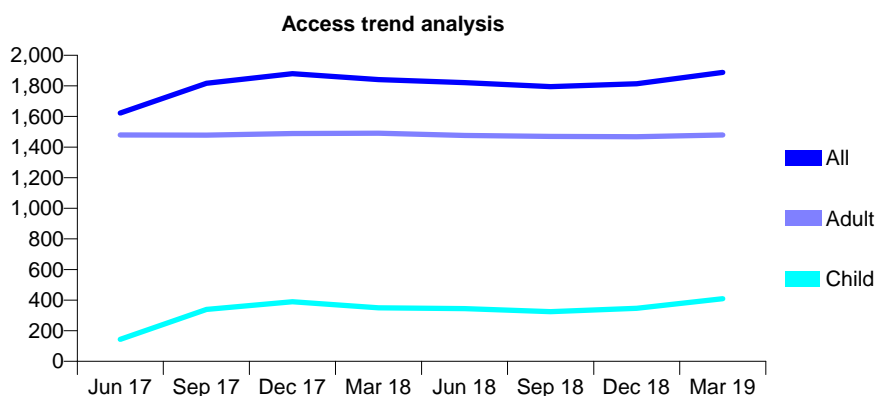
Q66 - Vital Signs At a Glance Contract Report for 738352/0008 - March 2019

Name or company name	MR TR JOHNSON
Contract type name	GDS Contract
Purpose of contract	General
Contract start date	01/05/2014
Contract end date	

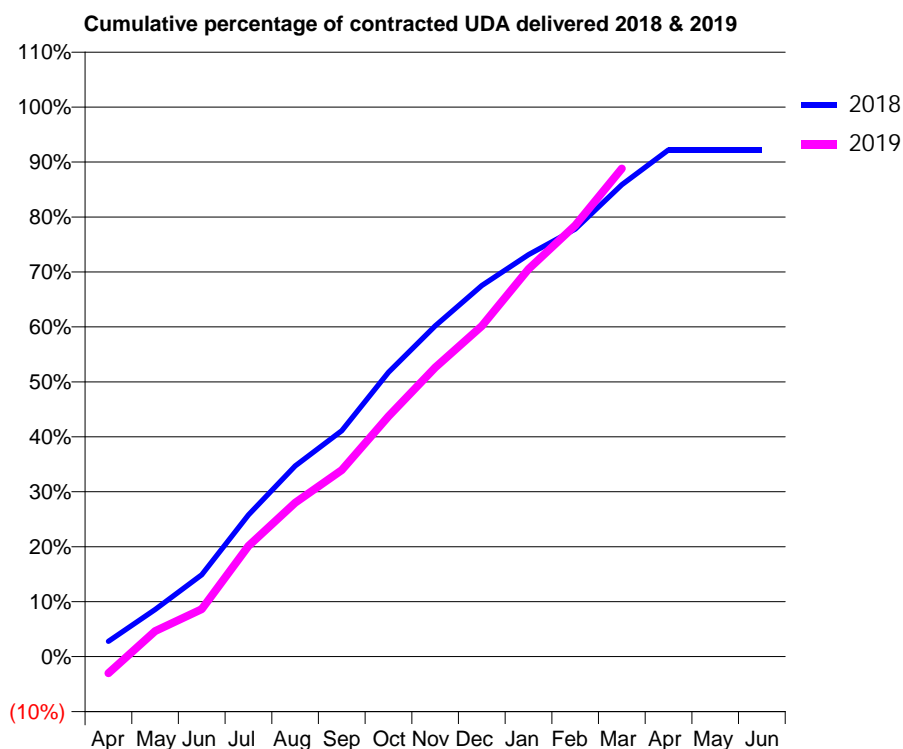
18/19 Contracted general activity (UDA)	6,000
Carry forward general activity (UDA)	523
18/19 Contracted orthodontic activity (UOA)	0
Carry forward orthodontic activity (UOA)	0
Baseline contract value	£191,905.02

ACCESS*

Patients seen in 24 months	Total	Change since previous quarter
Quarter ending March 2018	1,841	
Quarter ending June 2018	1,821	↓
Quarter ending September 2018	1,795	↓
Quarter ending December 2018	1,814	→
Quarter ending March 2019	1,888	↑
Variance since March 2018	2.6%	↑



ACTIVITY



Month	Adjusted Scheduled Activity (UDA)	
	2018	2019
April	186	-182
May	574	278
June	998	517
July	1,727	1,209
August	2,327	1,681
September	2,753	2,037
October	3,466	2,624
November	4,033	3,157
December	4,524	3,608
January	4,899	4,232
February	5,212	4,708
March	5,753	5,328
April	6,177	
May	6,177	
June	6,177	

QUALITY

	Quantity	Base Number	Contract	AT	Region	England
% of FP17s for the same patient ID Re-attending within 3 months - Children	31	706	4.4%	9.4%	11.3%	11.8%
% of FP17s for the same patient ID Re-attending within 3 months - Adults	402	2,422	16.6%	14.0%	15.4%	15.7%
% of FP17s for the same patient ID Re-attending between 3 & 9 months - Children	299	706	42.4%	60.1%	61.3%	58.9%
% of FP17s for the same patient ID Re-attending between 3 & 9 months - Adults	1,411	2,422	58.3%	50.5%	52.1%	50.8%
% of FP17s for Band 1 Urgent Courses	183	2,928	6.3%	10.1%	9.5%	9.1%
% of FP17s Relating to Free Repair or Replacements	21	2,928	0.7%	0.9%	0.6%	0.8%
% of FP17s Relating to Continuations	36	2,928	1.2%	1.0%	0.8%	0.9%
% of Patients satisfied with the dentistry they have received	0	0	N/A	93.2%	92.4%	92.5%
% of Patients satisfied with the time they had to wait for an appointment	0	0	N/A	84.5%	86.3%	87.0%

* This is based on patients treated on this contract for their most recent course of treatment. Figures in italics indicate the base number of FP17s or Patient Questionnaire responses are less than 100. N/A is shown where the base number of responses is less than 10 during the period. % is calculated as Quantity/Base number*100

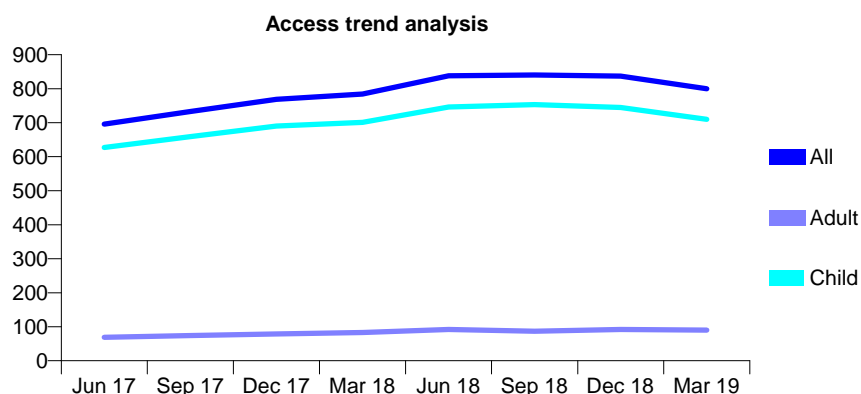
Q66 - Vital Signs At a Glance Contract Report for 738964/0001 - March 2019

Name or company name	MR PA BALDWIN
Contract type name	GDS Contract
Purpose of contract	General and Orthodontic
Contract start date	01/06/2014
Contract end date	

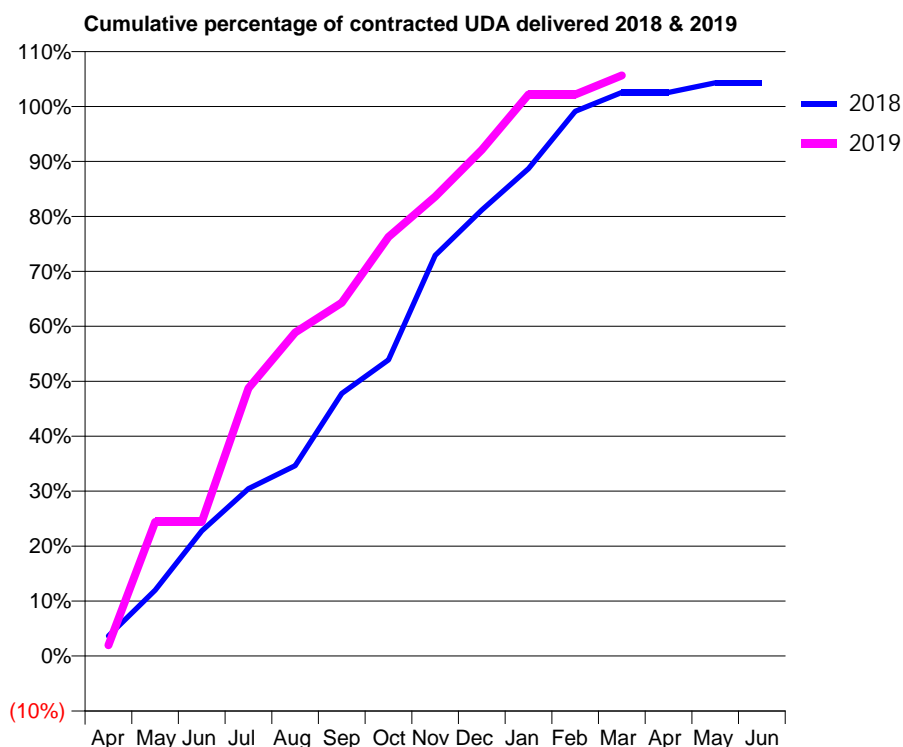
18/19 Contracted general activity (UDA)	1,815
Carry forward general activity (UDA)	-36
18/19 Contracted orthodontic activity (UOA)	250
Carry forward orthodontic activity (UOA)	0
Baseline contract value	£63,192.13

ACCESS*

Patients seen in 24 months	Total	Change since previous quarter
Quarter ending March 2018	784	
Quarter ending June 2018	838	↑
Quarter ending September 2018	840	→
Quarter ending December 2018	837	→
Quarter ending March 2019	800	↓
Variance since March 2018	2.0%	↑



ACTIVITY



Month	Adjusted Scheduled Activity (UDA)	
	2018	2019
April	66	36
May	218	443
June	413	443
July	552	885
August	629	1,068
September	867	1,167
October	978	1,384
November	1,323	1,517
December	1,473	1,672
January	1,610	1,855
February	1,799	1,855
March	1,862	1,918
April	1,862	
May	1,893	
June	1,893	

QUALITY

	Quantity	Base Number	Contract	AT	Region	England
% of FP17s for the same patient ID Re-attending within 3 months - Children	125	1,140	11.0%	9.4%	11.3%	11.8%
% of FP17s for the same patient ID Re-attending within 3 months - Adults	5	41	12.2%	14.0%	15.4%	15.7%
% of FP17s for the same patient ID Re-attending between 3 & 9 months - Children	805	1,140	70.6%	60.1%	61.3%	58.9%
% of FP17s for the same patient ID Re-attending between 3 & 9 months - Adults	29	41	70.7%	50.5%	52.1%	50.8%
% of FP17s for Band 1 Urgent Courses	44	1,135	3.9%	10.1%	9.5%	9.1%
% of FP17s Relating to Free Repair or Replacements	0	1,135	0.0%	0.9%	0.6%	0.8%
% of FP17s Relating to Continuations	0	1,135	0.0%	1.0%	0.8%	0.9%
% of Patients satisfied with the dentistry they have received	0	0	N/A	93.2%	92.4%	92.5%
% of Patients satisfied with the time they had to wait for an appointment	0	0	N/A	84.5%	86.3%	87.0%

* This is based on patients treated on this contract for their most recent course of treatment. Figures in italics indicate the base number of FP17s or Patient Questionnaire responses are less than 100. N/A is shown where the base number of responses is less than 10 during the period. % is calculated as Quantity/Base number*100

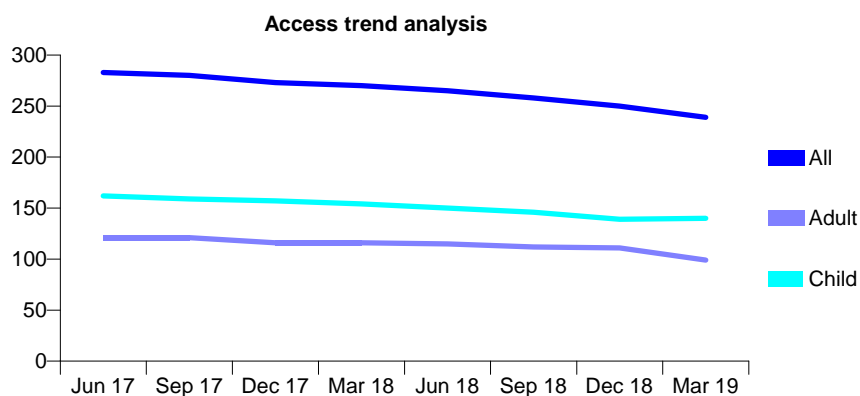
Q66 - Vital Signs At a Glance Contract Report for 745502/0001 - March 2019

Name or company name	The Manor House Dental Practice
Contract type name	GDS Contract
Purpose of contract	General
Contract start date	01/04/2006
Contract end date	

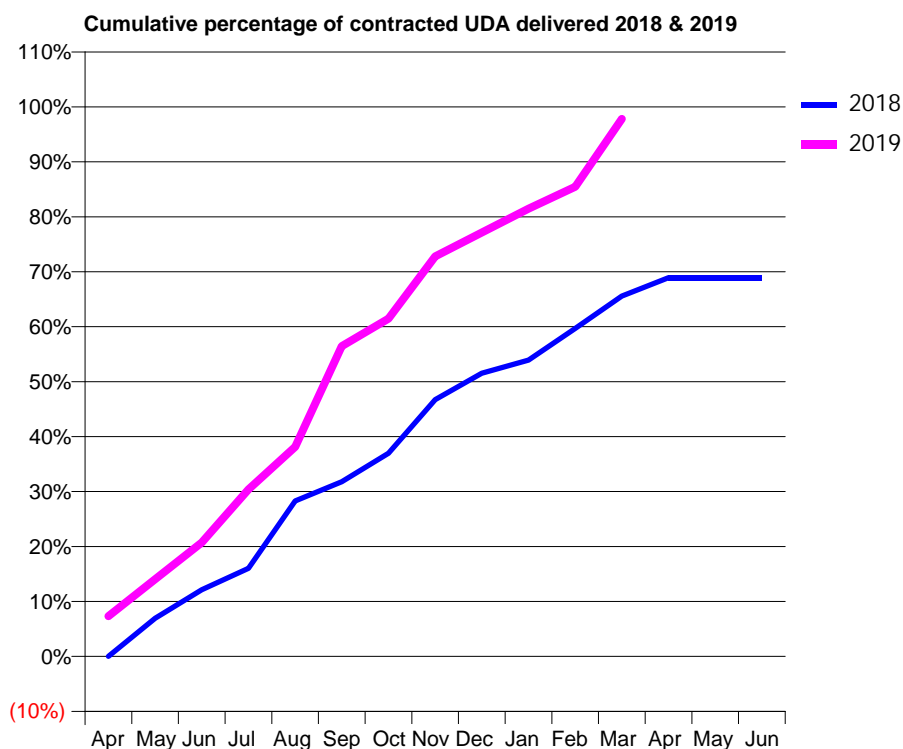
18/19 Contracted general activity (UDA)	300
Carry forward general activity (UDA)	0
18/19 Contracted orthodontic activity (UOA)	0
Carry forward orthodontic activity (UOA)	0
Baseline contract value	£8,239.01

ACCESS*

Patients seen in 24 months	Total	Change since previous quarter
Quarter ending March 2018	270	
Quarter ending June 2018	265	↓
Quarter ending September 2018	258	↓
Quarter ending December 2018	250	↓
Quarter ending March 2019	239	↓
Variance since March 2018	(11.5%)	↓



ACTIVITY



Month	Adjusted Scheduled Activity (UDA)	
	2018	2019
April	0	22
May	52	42
June	91	62
July	120	91
August	212	114
September	238	169
October	277	184
November	350	218
December	386	231
January	404	244
February	447	256
March	491	293
April	516	
May	516	
June	516	

QUALITY

	Quantity	Base Number	Contract	AT	Region	England
% of FP17s for the same patient ID Re-attending within 3 months - Children	9	228	3.9%	9.4%	11.3%	11.8%
% of FP17s for the same patient ID Re-attending within 3 months - Adults	0	44	0.0%	14.0%	15.4%	15.7%
% of FP17s for the same patient ID Re-attending between 3 & 9 months - Children	165	228	72.4%	60.1%	61.3%	58.9%
% of FP17s for the same patient ID Re-attending between 3 & 9 months - Adults	33	44	75.0%	50.5%	52.1%	50.8%
% of FP17s for Band 1 Urgent Courses	2	251	0.8%	10.1%	9.5%	9.1%
% of FP17s Relating to Free Repair or Replacements	0	251	0.0%	0.9%	0.6%	0.8%
% of FP17s Relating to Continuations	0	251	0.0%	1.0%	0.8%	0.9%
% of Patients satisfied with the dentistry they have received	0	0	N/A	93.2%	92.4%	92.5%
% of Patients satisfied with the time they had to wait for an appointment	0	0	N/A	84.5%	86.3%	87.0%

* This is based on patients treated on this contract for their most recent course of treatment. Figures in italics indicate the base number of FP17s or Patient Questionnaire responses are less than 100. N/A is shown where the base number of responses is less than 10 during the period. % is calculated as Quantity/Base number*100

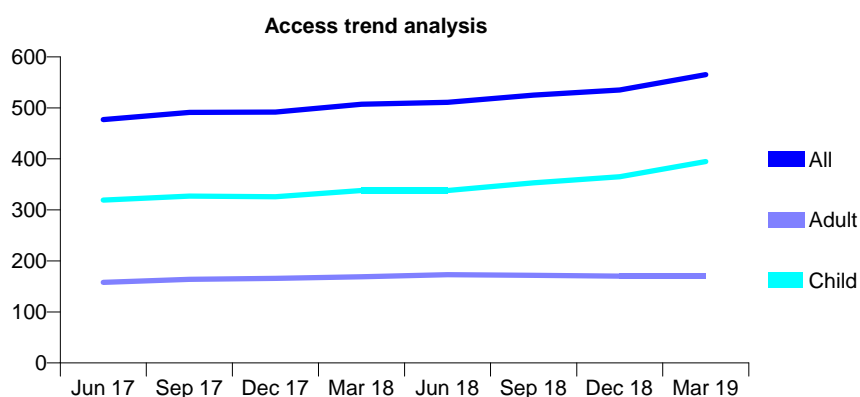
Q66 - Vital Signs At a Glance Contract Report for 745731/0001 - March 2019

Name or company name	MR MW BRAY
Contract type name	GDS Contract
Purpose of contract	General
Contract start date	01/04/2006
Contract end date	

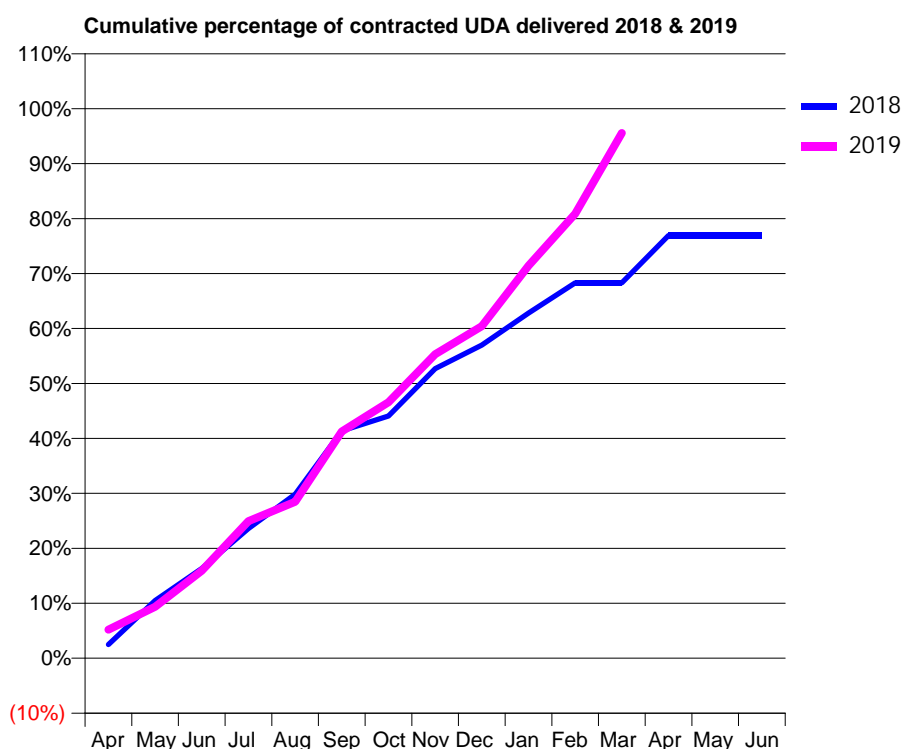
18/19 Contracted general activity (UDA)	962
Carry forward general activity (UDA)	0
18/19 Contracted orthodontic activity (UOA)	0
Carry forward orthodontic activity (UOA)	0
Baseline contract value	£28,785.69

ACCESS*

Patients seen in 24 months	Total	Change since previous quarter
Quarter ending March 2018	507	
Quarter ending June 2018	511	→
Quarter ending September 2018	525	↑
Quarter ending December 2018	535	→
Quarter ending March 2019	565	↑
Variance since March 2018	11.4%	↑



ACTIVITY



Month	2018	2019
April	24	50
May	101	90
June	157	153
July	227	240
August	287	274
September	398	397
October	424	448
November	507	532
December	548	581
January	604	687
February	657	778
March	657	919
April	740	
May	740	
June	740	

QUALITY

	Quantity	Base Number	Contract	AT	Region	England
% of FP17s for the same patient ID Re-attending within 3 months - Children	13	595	2.2%	9.4%	11.3%	11.8%
% of FP17s for the same patient ID Re-attending within 3 months - Adults	5	186	2.7%	14.0%	15.4%	15.7%
% of FP17s for the same patient ID Re-attending between 3 & 9 months - Children	375	595	63.0%	60.1%	61.3%	58.9%
% of FP17s for the same patient ID Re-attending between 3 & 9 months - Adults	104	186	55.9%	50.5%	52.1%	50.8%
% of FP17s for Band 1 Urgent Courses	1	700	0.1%	10.1%	9.5%	9.1%
% of FP17s Relating to Free Repair or Replacements	0	700	0.0%	0.9%	0.6%	0.8%
% of FP17s Relating to Continuations	4	700	0.6%	1.0%	0.8%	0.9%
% of Patients satisfied with the dentistry they have received	0	0	N/A	93.2%	92.4%	92.5%
% of Patients satisfied with the time they had to wait for an appointment	0	0	N/A	84.5%	86.3%	87.0%

* This is based on patients treated on this contract for their most recent course of treatment.

Figures in italics indicate the base number of FP17s or Patient Questionnaire responses are less than 100. N/A is shown where the base number of responses is less than 10 during the period. % is calculated as Quantity/Base number*100

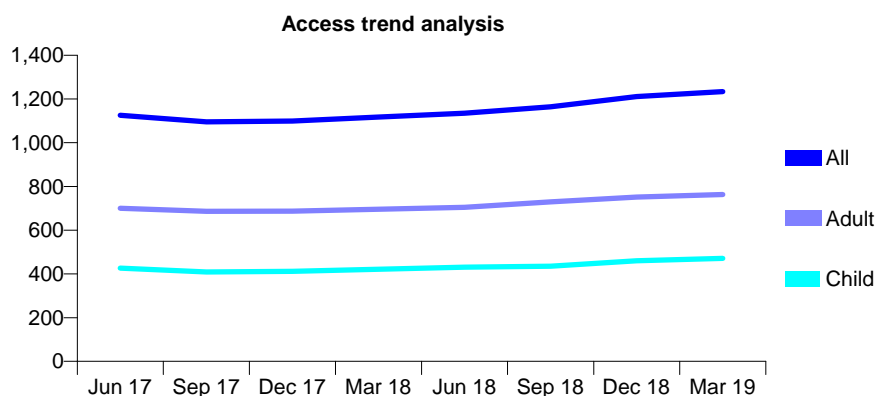
Q66 - Vital Signs At a Glance Contract Report for 749699/0001 - March 2019

Name or company name	MR AF KING
Contract type name	GDS Contract
Purpose of contract	General
Contract start date	01/04/2006
Contract end date	

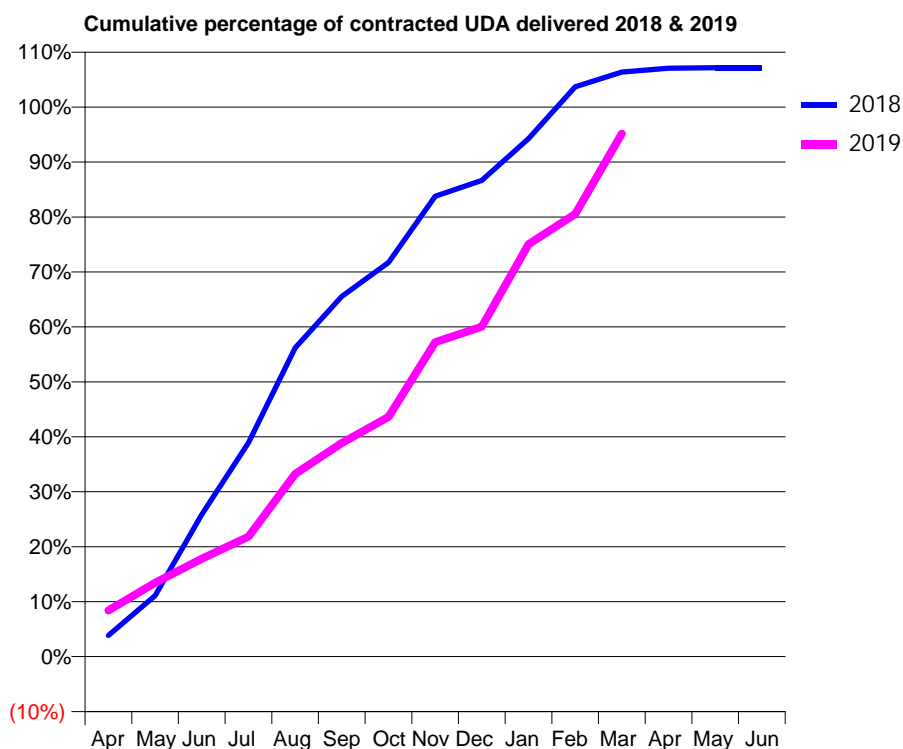
18/19 Contracted general activity (UDA)	1,300
Carry forward general activity (UDA)	-26
18/19 Contracted orthodontic activity (UOA)	0
Carry forward orthodontic activity (UOA)	0
Baseline contract value	£35,876.68

ACCESS*

Patients seen in 24 months	Total	Change since previous quarter
Quarter ending March 2018	1,117	
Quarter ending June 2018	1,135	→
Quarter ending September 2018	1,164	↑
Quarter ending December 2018	1,211	↑
Quarter ending March 2019	1,234	→
Variance since March 2018	10.5%	↑



ACTIVITY



Month	Adjusted Scheduled Activity (UDA)	
	2018	2019
April	50	109
May	144	175
June	336	231
July	506	284
August	730	432
September	852	505
October	932	567
November	1,089	744
December	1,126	781
January	1,225	975
February	1,348	1,047
March	1,383	1,237
April	1,392	
May	1,393	
June	1,393	

QUALITY

	Quantity	Base Number	Contract	AT	Region	England
% of FP17s for the same patient ID Re-attending within 3 months - Children	58	835	6.9%	9.4%	11.3%	11.8%
% of FP17s for the same patient ID Re-attending within 3 months - Adults	133	1,146	11.6%	14.0%	15.4%	15.7%
% of FP17s for the same patient ID Re-attending between 3 & 9 months - Children	554	835	66.3%	60.1%	61.3%	58.9%
% of FP17s for the same patient ID Re-attending between 3 & 9 months - Adults	682	1,146	59.5%	50.5%	52.1%	50.8%
% of FP17s for Band 1 Urgent Courses	47	740	6.4%	10.1%	9.5%	9.1%
% of FP17s Relating to Free Repair or Replacements	0	740	0.0%	0.9%	0.6%	0.8%
% of FP17s Relating to Continuations	0	740	0.0%	1.0%	0.8%	0.9%
% of Patients satisfied with the dentistry they have received	0	0	N/A	93.2%	92.4%	92.5%
% of Patients satisfied with the time they had to wait for an appointment	0	0	N/A	84.5%	86.3%	87.0%

* This is based on patients treated on this contract for their most recent course of treatment. Figures in italics indicate the base number of FP17s or Patient Questionnaire responses are less than 100. N/A is shown where the base number of responses is less than 10 during the period. % is calculated as Quantity/Base number*100

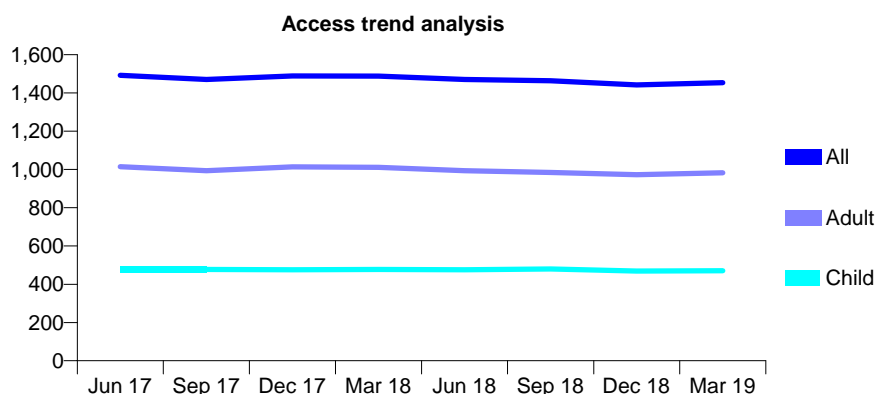
Q66 - Vital Signs At a Glance Contract Report for 752029/0002 - March 2019

Name or company name	MR PD JINKS
Contract type name	GDS Contract
Purpose of contract	General
Contract start date	01/04/2011
Contract end date	

18/19 Contracted general activity (UDA)	4,699
Carry forward general activity (UDA)	0
18/19 Contracted orthodontic activity (UOA)	0
Carry forward orthodontic activity (UOA)	0
Baseline contract value	£132,975.21

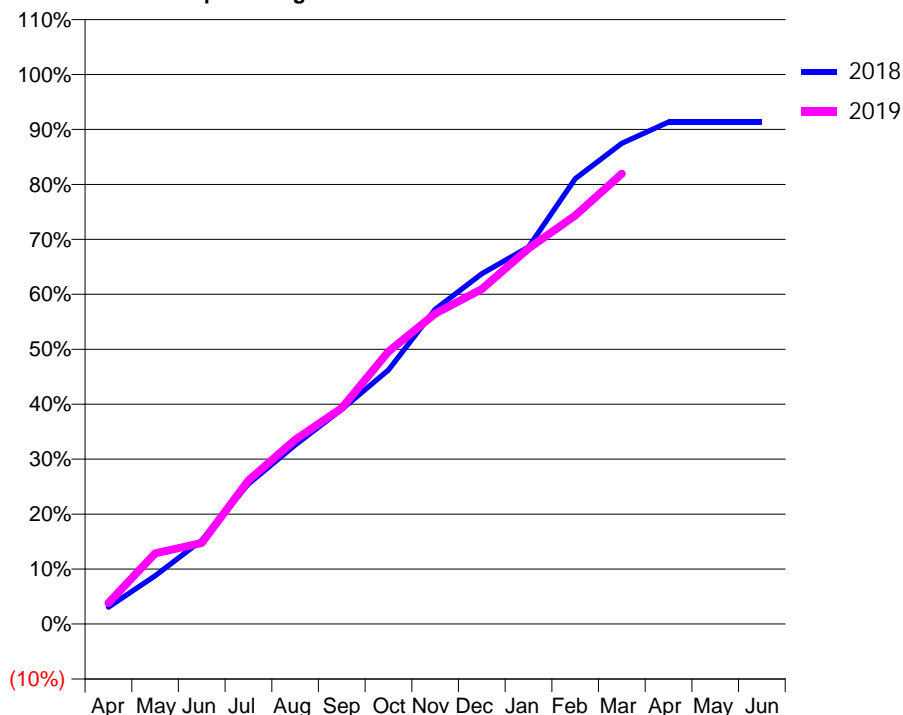
ACCESS*

Patients seen in 24 months	Total	Change since previous quarter
Quarter ending March 2018	1,488	
Quarter ending June 2018	1,470	↓
Quarter ending September 2018	1,464	→
Quarter ending December 2018	1,442	↓
Quarter ending March 2019	1,453	→
Variance since March 2018	(2.4%)	↓



ACTIVITY

Cumulative percentage of contracted UDA delivered 2018 & 2019



Month	Adjusted Scheduled Activity (UDA)	
	2018	2019
April	144	181
May	412	604
June	716	693
July	1,197	1,228
August	1,531	1,577
September	1,837	1,847
October	2,173	2,330
November	2,690	2,654
December	2,995	2,864
January	3,223	3,211
February	3,809	3,493
March	4,110	3,851
April	4,293	
May	4,293	
June	4,293	

QUALITY

	Quantity	Base Number	Contract	AT	Region	England
% of FP17s for the same patient ID Re-attending within 3 months - Children	31	629	4.9%	9.4%	11.3%	11.8%
% of FP17s for the same patient ID Re-attending within 3 months - Adults	253	1,419	17.8%	14.0%	15.4%	15.7%
% of FP17s for the same patient ID Re-attending between 3 & 9 months - Children	364	629	57.9%	60.1%	61.3%	58.9%
% of FP17s for the same patient ID Re-attending between 3 & 9 months - Adults	848	1,419	59.8%	50.5%	52.1%	50.8%
% of FP17s for Band 1 Urgent Courses	48	1,960	2.4%	10.1%	9.5%	9.1%
% of FP17s Relating to Free Repair or Replacements	15	1,960	0.8%	0.9%	0.6%	0.8%
% of FP17s Relating to Continuations	91	1,960	4.6%	1.0%	0.8%	0.9%
% of Patients satisfied with the dentistry they have received	2	2	N/A	93.2%	92.4%	92.5%
% of Patients satisfied with the time they had to wait for an appointment	2	2	N/A	84.5%	86.3%	87.0%

* This is based on patients treated on this contract for their most recent course of treatment.

Figures in italics indicate the base number of FP17s or Patient Questionnaire responses are less than 100. N/A is shown where the base number of responses is less than 10 during the period. % is calculated as Quantity/Base number*100

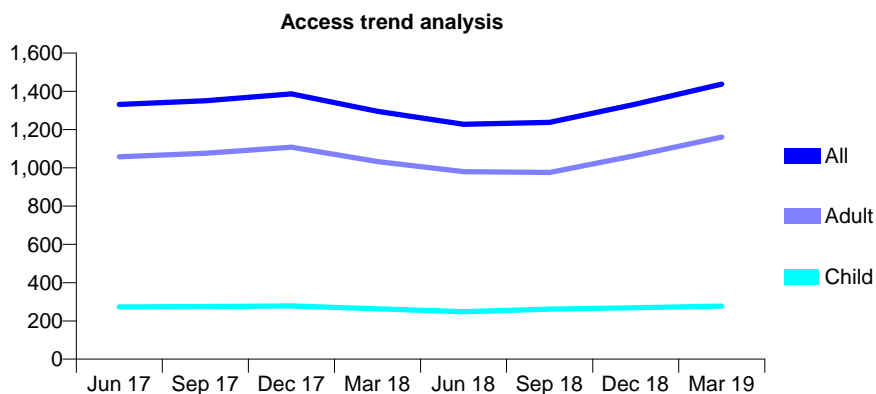
Q66 - Vital Signs At a Glance Contract Report for 753785/0001 - March 2019

Name or company name	MR RJ PRINGLE
Contract type name	GDS Contract
Purpose of contract	General
Contract start date	01/04/2006
Contract end date	

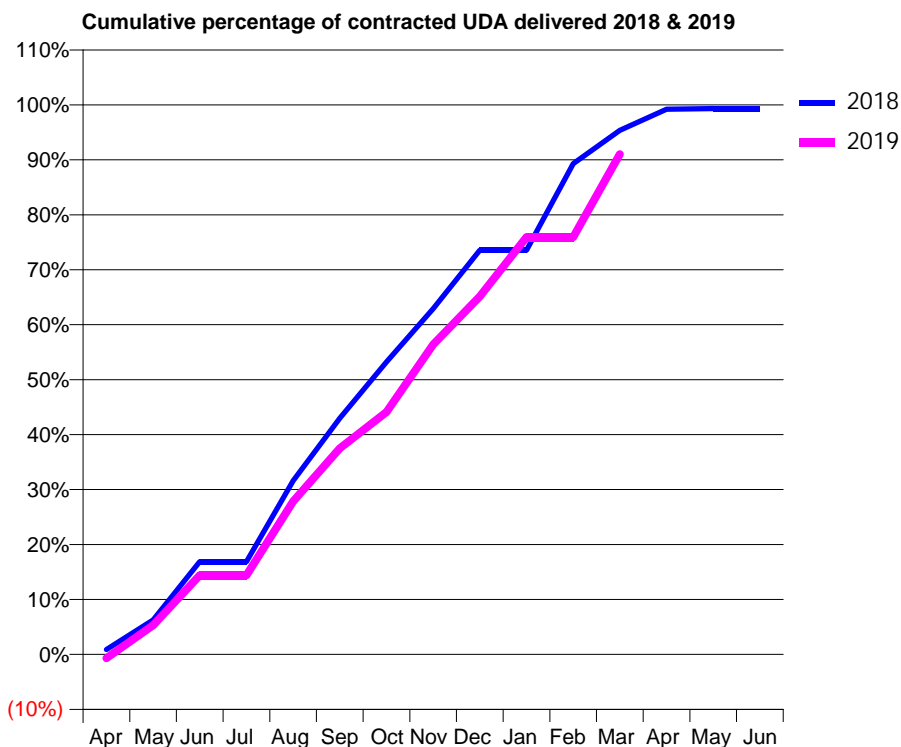
18/19 Contracted general activity (UDA)	3,427
Carry forward general activity (UDA)	24
18/19 Contracted orthodontic activity (UOA)	0
Carry forward orthodontic activity (UOA)	0
Baseline contract value	£93,231.09

ACCESS*

Patients seen in 24 months	Total	Change since previous quarter
Quarter ending March 2018	1,296	
Quarter ending June 2018	1,228	↓
Quarter ending September 2018	1,238	→
Quarter ending December 2018	1,333	↑
Quarter ending March 2019	1,438	↑
Variance since March 2018	11.0%	↑



ACTIVITY



Month	Adjusted Scheduled Activity (UDA)	
	2018	2019
April	30	-24
May	215	182
June	578	493
July	578	493
August	1,083	955
September	1,472	1,285
October	1,824	1,511
November	2,156	1,932
December	2,520	2,233
January	2,520	2,602
February	3,061	2,602
March	3,268	3,119
April	3,400	
May	3,403	
June	3,403	

QUALITY

	Quantity	Base Number	Contract	AT	Region	England
% of FP17s for the same patient ID Re-attending within 3 months - Children	17	352	4.8%	9.4%	11.3%	11.8%
% of FP17s for the same patient ID Re-attending within 3 months - Adults	146	1,611	9.1%	14.0%	15.4%	15.7%
% of FP17s for the same patient ID Re-attending between 3 & 9 months - Children	123	352	34.9%	60.1%	61.3%	58.9%
% of FP17s for the same patient ID Re-attending between 3 & 9 months - Adults	635	1,611	39.4%	50.5%	52.1%	50.8%
% of FP17s for Band 1 Urgent Courses	206	1,865	11.0%	10.1%	9.5%	9.1%
% of FP17s Relating to Free Repair or Replacements	4	1,865	0.2%	0.9%	0.6%	0.8%
% of FP17s Relating to Continuations	15	1,865	0.8%	1.0%	0.8%	0.9%
% of Patients satisfied with the dentistry they have received	0	0	N/A	93.2%	92.4%	92.5%
% of Patients satisfied with the time they had to wait for an appointment	0	0	N/A	84.5%	86.3%	87.0%

* This is based on patients treated on this contract for their most recent course of treatment. Figures in italics indicate the base number of FP17s or Patient Questionnaire responses are less than 100. N/A is shown where the base number of responses is less than 10 during the period. % is calculated as Quantity/Base number*100

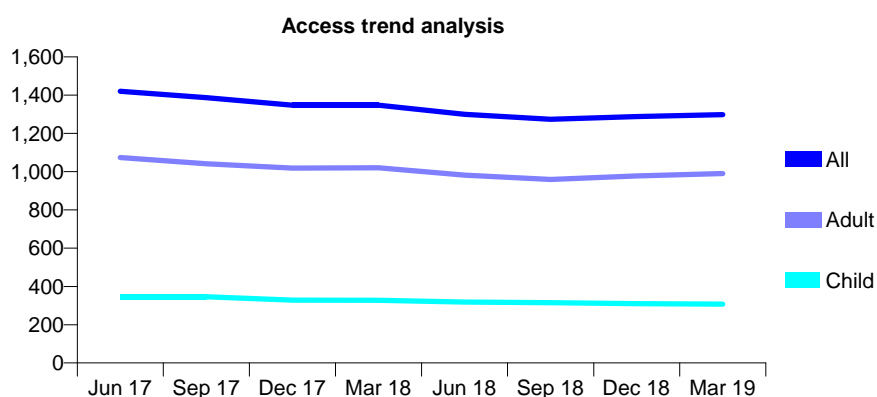
Q66 - Vital Signs At a Glance Contract Report for 753793/0001 - March 2019

Name or company name	MISS KA BABOS
Contract type name	GDS Contract
Purpose of contract	General
Contract start date	01/04/2006
Contract end date	

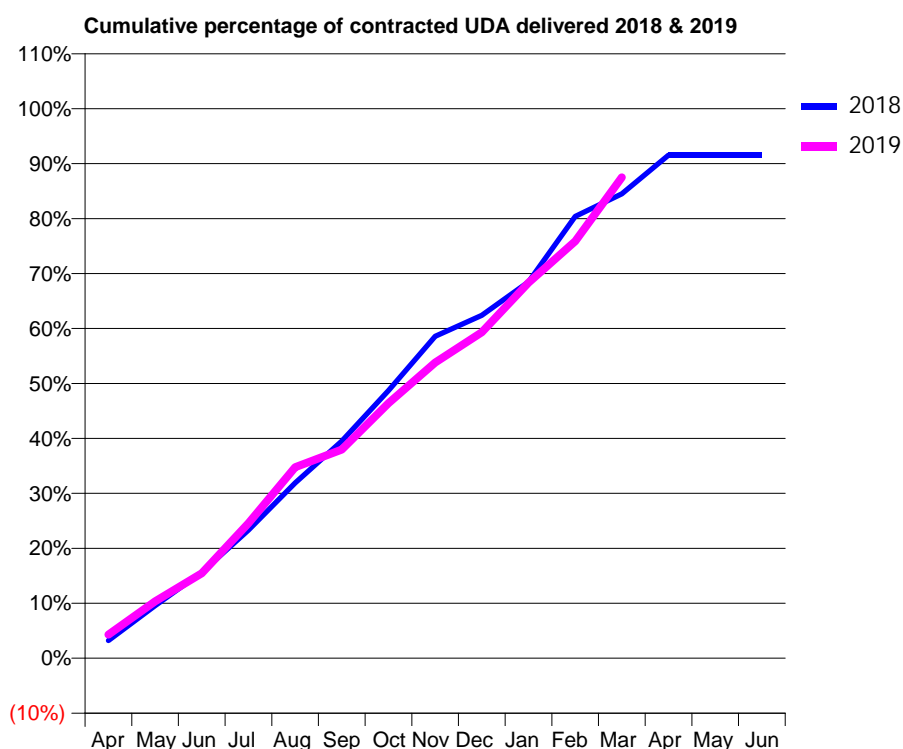
18/19 Contracted general activity (UDA)	4,500
Carry forward general activity (UDA)	0
18/19 Contracted orthodontic activity (UOA)	0
Carry forward orthodontic activity (UOA)	0
Baseline contract value	£137,902.65

ACCESS*

Patients seen in 24 months	Total	Change since previous quarter
Quarter ending March 2018	1,347	
Quarter ending June 2018	1,300	↓
Quarter ending September 2018	1,274	↓
Quarter ending December 2018	1,288	→
Quarter ending March 2019	1,298	→
Variance since March 2018	(3.6%)	↓



ACTIVITY



Month	2018	2019
April	145	194
May	431	465
June	702	696
July	1,049	1,106
August	1,435	1,564
September	1,777	1,708
October	2,192	2,088
November	2,636	2,421
December	2,808	2,668
January	3,082	3,075
February	3,618	3,414
March	3,802	3,937
April	4,119	
May	4,119	
June	4,119	

QUALITY

	Quantity	Base Number	Contract	AT	Region	England
% of FP17s for the same patient ID Re-attending within 3 months - Children	20	343	5.8%	9.4%	11.3%	11.8%
% of FP17s for the same patient ID Re-attending within 3 months - Adults	305	1,268	24.1%	14.0%	15.4%	15.7%
% of FP17s for the same patient ID Re-attending between 3 & 9 months - Children	106	343	30.9%	60.1%	61.3%	58.9%
% of FP17s for the same patient ID Re-attending between 3 & 9 months - Adults	342	1,268	27.0%	50.5%	52.1%	50.8%
% of FP17s for Band 1 Urgent Courses	307	1,522	20.2%	10.1%	9.5%	9.1%
% of FP17s Relating to Free Repair or Replacements	16	1,522	1.1%	0.9%	0.6%	0.8%
% of FP17s Relating to Continuations	27	1,522	1.8%	1.0%	0.8%	0.9%
% of Patients satisfied with the dentistry they have received	0	0	N/A	93.2%	92.4%	92.5%
% of Patients satisfied with the time they had to wait for an appointment	0	0	N/A	84.5%	86.3%	87.0%

* This is based on patients treated on this contract for their most recent course of treatment.

Figures in italics indicate the base number of FP17s or Patient Questionnaire responses are less than 100. N/A is shown where the base number of responses is less than 10 during the period. % is calculated as Quantity/Base number*100

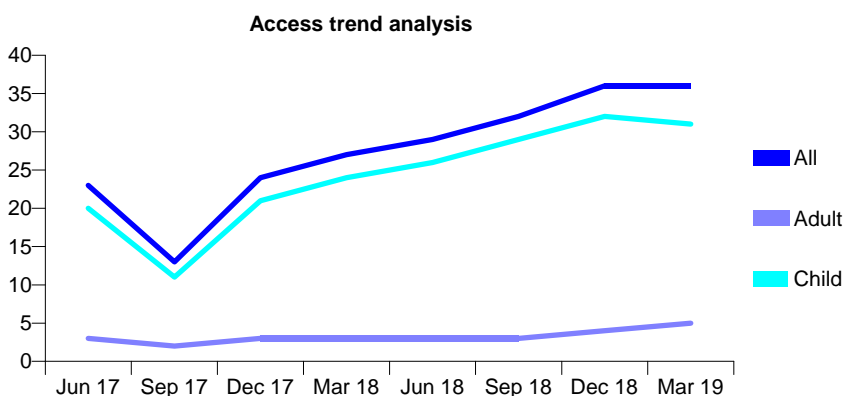
Q66 - Vital Signs At a Glance Contract Report for 762148/0001 - March 2019

Name or company name	MR V MIRZAYAN
Contract type name	GDS Contract
Purpose of contract	General
Contract start date	01/04/2006
Contract end date	

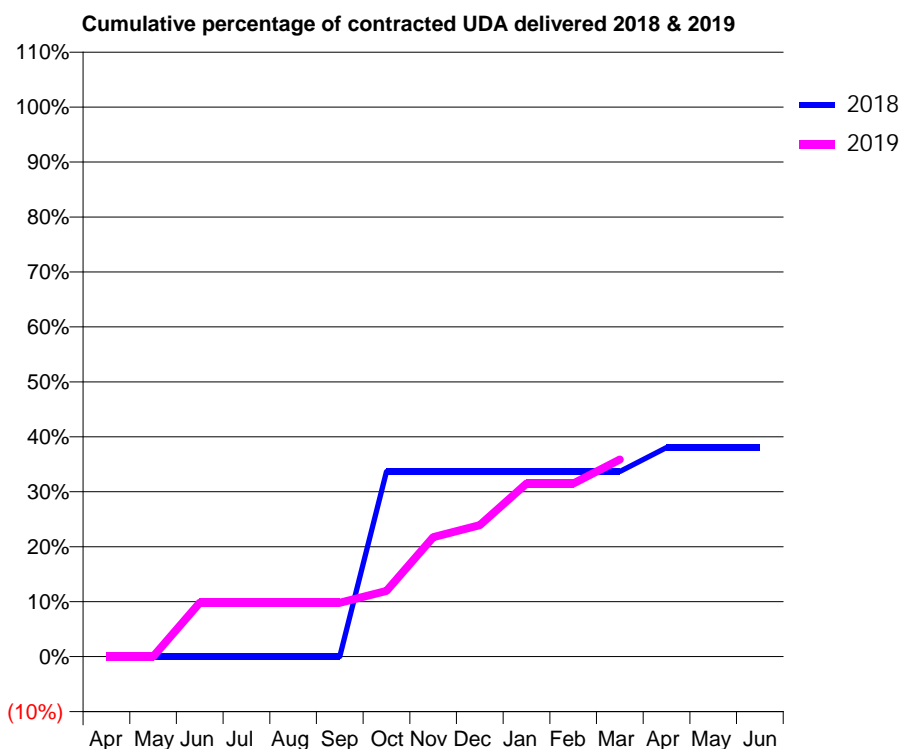
18/19 Contracted general activity (UDA)	92
Carry forward general activity (UDA)	0
18/19 Contracted orthodontic activity (UOA)	0
Carry forward orthodontic activity (UOA)	0
Baseline contract value	£2,823.51

ACCESS*

Patients seen in 24 months	Total	Change since previous quarter
Quarter ending March 2018	27	
Quarter ending June 2018	29	↑
Quarter ending September 2018	32	↑
Quarter ending December 2018	36	↑
Quarter ending March 2019	36	→
Variance since March 2018	33.3%	↑



ACTIVITY



Month	Adjusted Scheduled Activity (UDA)	
	2018	2019
April	0	0
May	0	0
June	0	9
July	0	9
August	0	9
September	0	9
October	31	11
November	31	20
December	31	22
January	31	29
February	31	29
March	31	33
April	35	
May	35	
June	35	

QUALITY

	Quantity	Base Number	Contract	AT	Region	England
% of FP17s for the same patient ID Re-attending within 3 months - Children	0	39	0.0%	9.4%	11.3%	11.8%
% of FP17s for the same patient ID Re-attending within 3 months - Adults	0	1	0.0%	14.0%	15.4%	15.7%
% of FP17s for the same patient ID Re-attending between 3 & 9 months - Children	10	39	25.6%	60.1%	61.3%	58.9%
% of FP17s for the same patient ID Re-attending between 3 & 9 months - Adults	0	1	0.0%	50.5%	52.1%	50.8%
% of FP17s for Band 1 Urgent Courses	0	34	0.0%	10.1%	9.5%	9.1%
% of FP17s Relating to Free Repair or Replacements	0	34	0.0%	0.9%	0.6%	0.8%
% of FP17s Relating to Continuations	0	34	0.0%	1.0%	0.8%	0.9%
% of Patients satisfied with the dentistry they have received	1	1	N/A	93.2%	92.4%	92.5%
% of Patients satisfied with the time they had to wait for an appointment	1	1	N/A	84.5%	86.3%	87.0%

* This is based on patients treated on this contract for their most recent course of treatment. Figures in italics indicate the base number of FP17s or Patient Questionnaire responses are less than 100. N/A is shown where the base number of responses is less than 10 during the period. % is calculated as Quantity/Base number*100

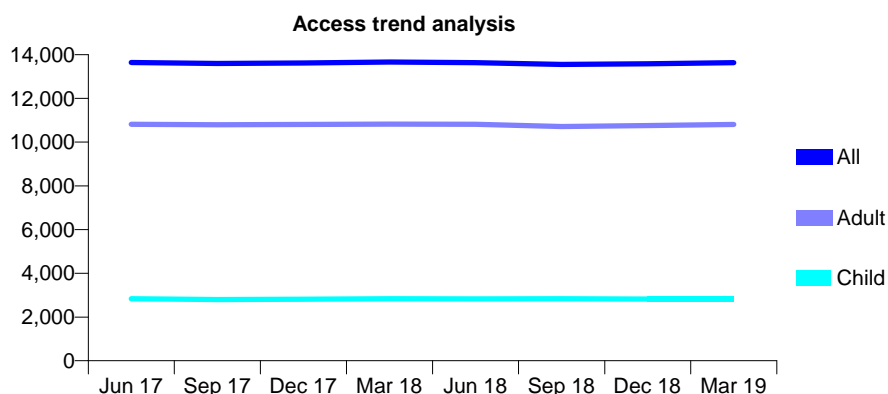
Q66 - Vital Signs At a Glance Contract Report for 762520/0001 - March 2019

Name or company name	Castle View Dental Practice
Contract type name	Pilot Contract
Purpose of contract	General and Orthodontic
Contract start date	01/09/2013
Contract end date	

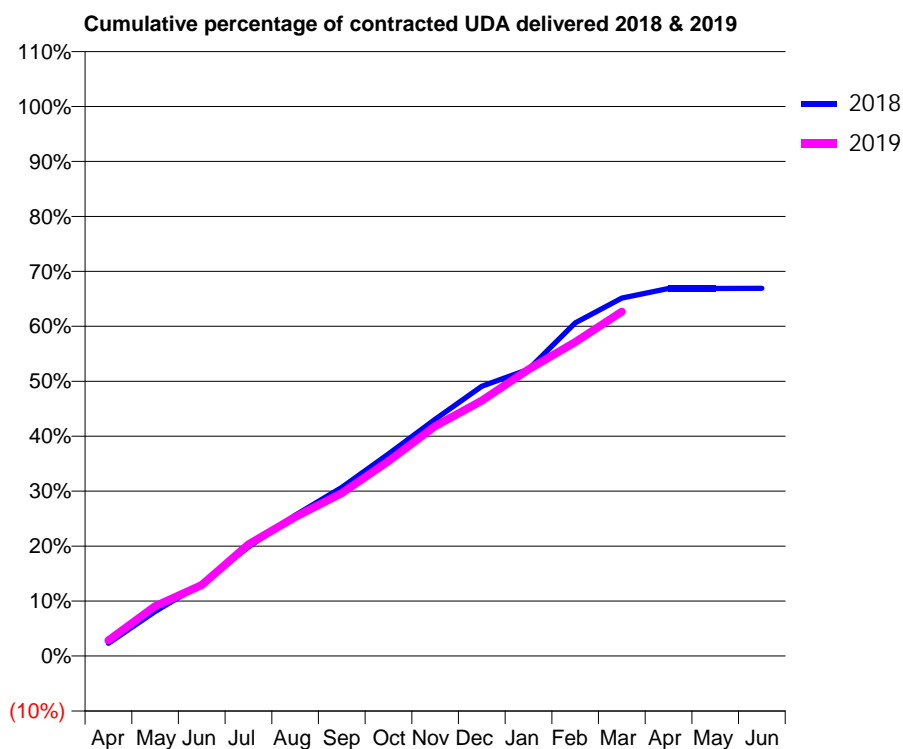
18/19 Contracted general activity (UDA)	31,724
Carry forward general activity (UDA)	0
18/19 Contracted orthodontic activity (UOA)	1,000
Carry forward orthodontic activity (UOA)	0
Baseline contract value	£1,058,951.56

ACCESS*

Patients seen in 24 months	Total	Change since previous quarter
Quarter ending March 2018	13,661	
Quarter ending June 2018	13,640	→
Quarter ending September 2018	13,552	→
Quarter ending December 2018	13,581	→
Quarter ending March 2019	13,629	→
Variance since March 2018	(0.2%)	→



ACTIVITY



Month	Adjusted Scheduled Activity (UDA)	
	2018	2019
April	737	906
May	2,576	2,875
June	4,172	4,098
July	6,303	6,449
August	8,127	8,026
September	9,735	9,400
October	11,665	11,250
November	13,672	13,276
December	15,572	14,740
January	16,559	16,541
February	19,234	18,128
March	20,659	19,875
April	21,213	
May	21,224	
June	21,227	

QUALITY

	Quantity	Base Number	Contract	AT	Region	England
% of FP17s for the same patient ID Re-attending within 3 months - Children	209	2,946	7.1%	9.4%	11.3%	11.8%
% of FP17s for the same patient ID Re-attending within 3 months - Adults	1,779	11,054	16.1%	14.0%	15.4%	15.7%
% of FP17s for the same patient ID Re-attending between 3 & 9 months - Children	772	2,946	26.2%	60.1%	61.3%	58.9%
% of FP17s for the same patient ID Re-attending between 3 & 9 months - Adults	2,727	11,054	24.7%	50.5%	52.1%	50.8%
% of FP17s for Band 1 Urgent Courses	1,449	11,837	12.2%	10.1%	9.5%	9.1%
% of FP17s Relating to Free Repair or Replacements	99	11,837	0.8%	0.9%	0.6%	0.8%
% of FP17s Relating to Continuations	42	11,837	0.4%	1.0%	0.8%	0.9%
% of Patients satisfied with the dentistry they have received	3	4	N/A	93.2%	92.4%	92.5%
% of Patients satisfied with the time they had to wait for an appointment	3	4	N/A	84.5%	86.3%	87.0%

* This is based on patients treated on this contract for their most recent course of treatment.

Figures in italics indicate the base number of FP17s or Patient Questionnaire responses are less than 100. N/A is shown where the base number of responses is less than 10 during the period. % is calculated as Quantity/Base number*100

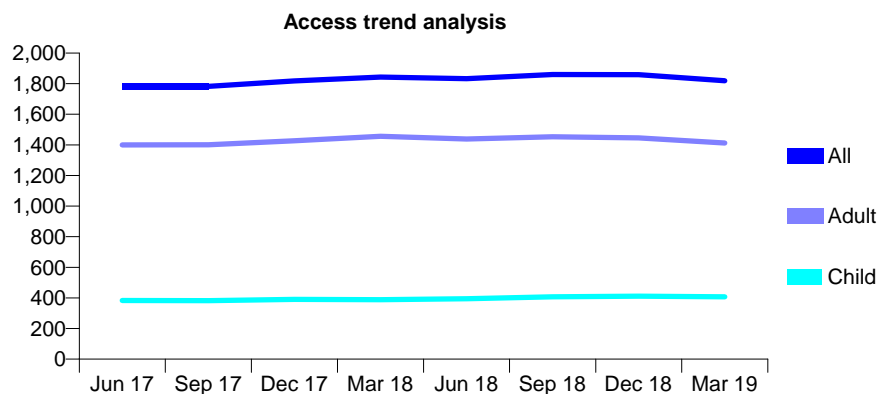
Q66 - Vital Signs At a Glance Contract Report for 763969/0001 - March 2019

Name or company name	MR V AVAKIAN
Contract type name	GDS Contract
Purpose of contract	General
Contract start date	01/04/2006
Contract end date	

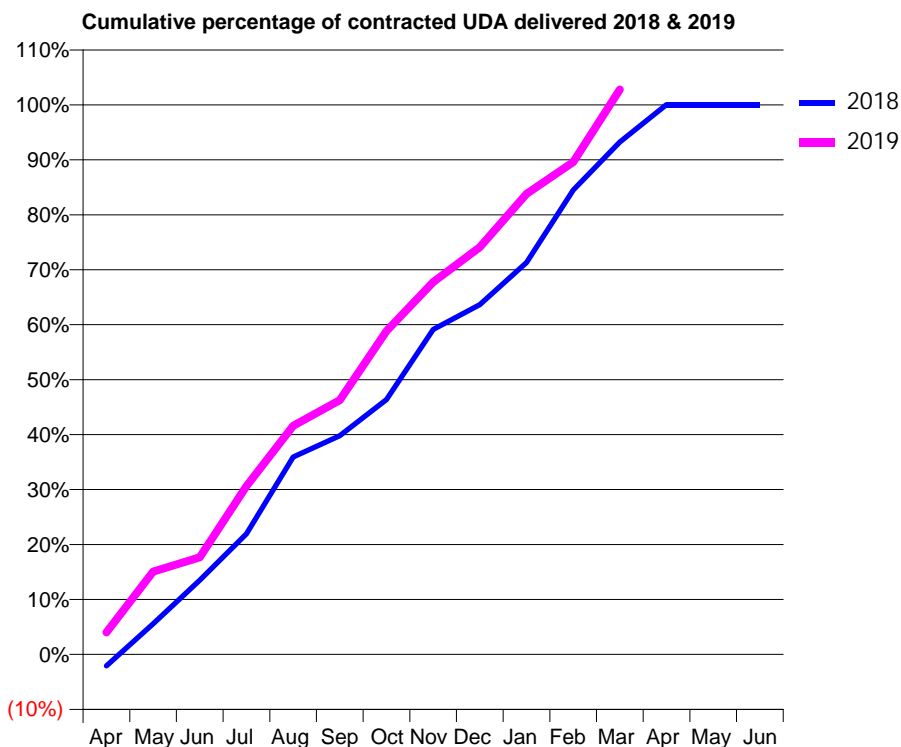
18/19 Contracted general activity (UDA)	6,526
Carry forward general activity (UDA)	-3
18/19 Contracted orthodontic activity (UOA)	0
Carry forward orthodontic activity (UOA)	0
Baseline contract value	£164,726.68

ACCESS*

Patients seen in 24 months	Total	Change since previous quarter
Quarter ending March 2018	1,844	
Quarter ending June 2018	1,832	→
Quarter ending September 2018	1,860	→
Quarter ending December 2018	1,858	→
Quarter ending March 2019	1,819	↓
Variance since March 2018	(1.4%)	↓



ACTIVITY



Month	2018	2019
April	-137	262
May	364	985
June	882	1,154
July	1,432	1,999
August	2,344	2,714
September	2,597	3,019
October	3,027	3,839
November	3,858	4,421
December	4,153	4,836
January	4,654	5,470
February	5,514	5,848
March	6,086	6,707
April	6,529	
May	6,529	
June	6,529	

QUALITY

	Quantity	Base Number	Contract	AT	Region	England
% of FP17s for the same patient ID Re-attending within 3 months - Children	50	691	7.2%	9.4%	11.3%	11.8%
% of FP17s for the same patient ID Re-attending within 3 months - Adults	350	2,378	14.7%	14.0%	15.4%	15.7%
% of FP17s for the same patient ID Re-attending between 3 & 9 months - Children	472	691	68.3%	60.1%	61.3%	58.9%
% of FP17s for the same patient ID Re-attending between 3 & 9 months - Adults	1,577	2,378	66.3%	50.5%	52.1%	50.8%
% of FP17s for Band 1 Urgent Courses	182	2,915	6.2%	10.1%	9.5%	9.1%
% of FP17s Relating to Free Repair or Replacements	0	2,915	0.0%	0.9%	0.6%	0.8%
% of FP17s Relating to Continuations	47	2,915	1.6%	1.0%	0.8%	0.9%
% of Patients satisfied with the dentistry they have received	2	2	N/A	93.2%	92.4%	92.5%
% of Patients satisfied with the time they had to wait for an appointment	2	2	N/A	84.5%	86.3%	87.0%

* This is based on patients treated on this contract for their most recent course of treatment. Figures in italics indicate the base number of FP17s or Patient Questionnaire responses are less than 100. N/A is shown where the base number of responses is less than 10 during the period. % is calculated as Quantity/Base number*100

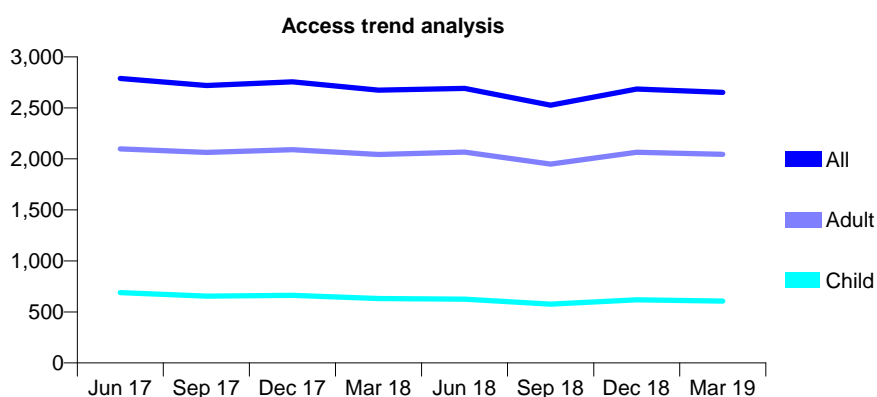
Q66 - Vital Signs At a Glance Contract Report for 789062/0001 - March 2019

Name or company name	MS E ZAJKOWSKA-STEPHEN
Contract type name	GDS Contract
Purpose of contract	General
Contract start date	01/02/2008
Contract end date	

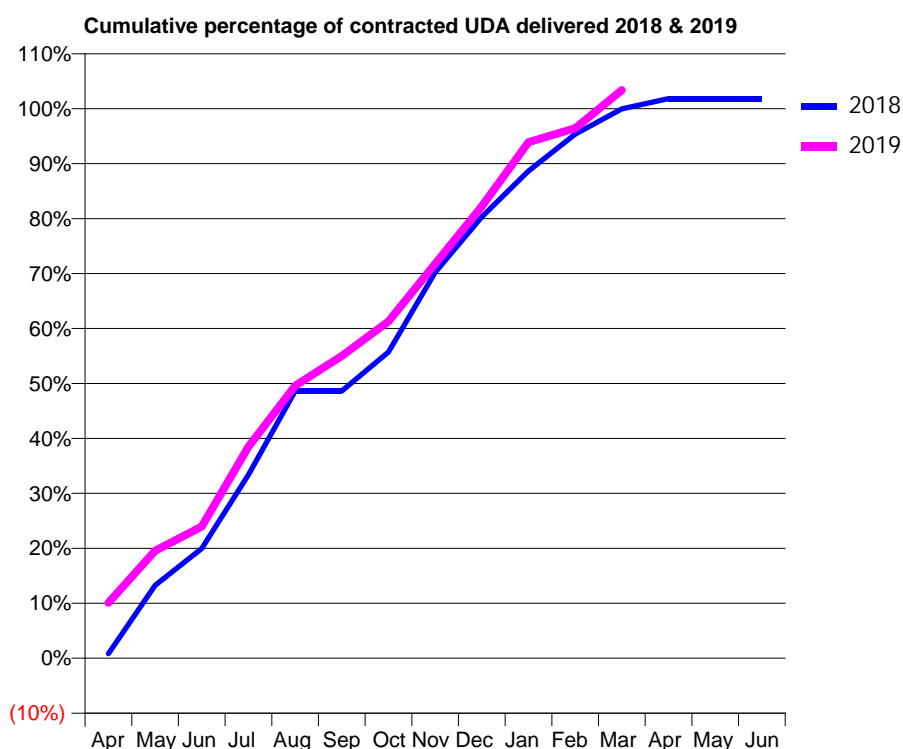
18/19 Contracted general activity (UDA)	9,567
Carry forward general activity (UDA)	-176
18/19 Contracted orthodontic activity (UOA)	0
Carry forward orthodontic activity (UOA)	0
Baseline contract value	£250,060.94

ACCESS*

Patients seen in 24 months	Total	Change since previous quarter
Quarter ending March 2018	2,674	
Quarter ending June 2018	2,691	→
Quarter ending September 2018	2,526	↓
Quarter ending December 2018	2,684	↑
Quarter ending March 2019	2,651	↓
Variance since March 2018	(0.9%)	→



ACTIVITY



Month	Adjusted Scheduled Activity (UDA)	
	2018	2019
April	80	967
May	1,269	1,873
June	1,908	2,293
July	3,195	3,681
August	4,652	4,744
September	4,652	5,261
October	5,331	5,863
November	6,718	6,865
December	7,684	7,868
January	8,483	8,985
February	9,123	9,228
March	9,563	9,889
April	9,743	
May	9,743	
June	9,743	

QUALITY

	Quantity	Base Number	Contract	AT	Region	England
% of FP17s for the same patient ID Re-attending within 3 months - Children	48	808	5.9%	9.4%	11.3%	11.8%
% of FP17s for the same patient ID Re-attending within 3 months - Adults	415	3,011	13.8%	14.0%	15.4%	15.7%
% of FP17s for the same patient ID Re-attending between 3 & 9 months - Children	505	808	62.5%	60.1%	61.3%	58.9%
% of FP17s for the same patient ID Re-attending between 3 & 9 months - Adults	1,831	3,011	60.8%	50.5%	52.1%	50.8%
% of FP17s for Band 1 Urgent Courses	181	3,754	4.8%	10.1%	9.5%	9.1%
% of FP17s Relating to Free Repair or Replacements	5	3,754	0.1%	0.9%	0.6%	0.8%
% of FP17s Relating to Continuations	31	3,754	0.8%	1.0%	0.8%	0.9%
% of Patients satisfied with the dentistry they have received	1	1	N/A	93.2%	92.4%	92.5%
% of Patients satisfied with the time they had to wait for an appointment	0	1	N/A	84.5%	86.3%	87.0%

* This is based on patients treated on this contract for their most recent course of treatment.

Figures in italics indicate the base number of FP17s or Patient Questionnaire responses are less than 100. N/A is shown where the base number of responses is less than 10 during the period. % is calculated as Quantity/Base number*100

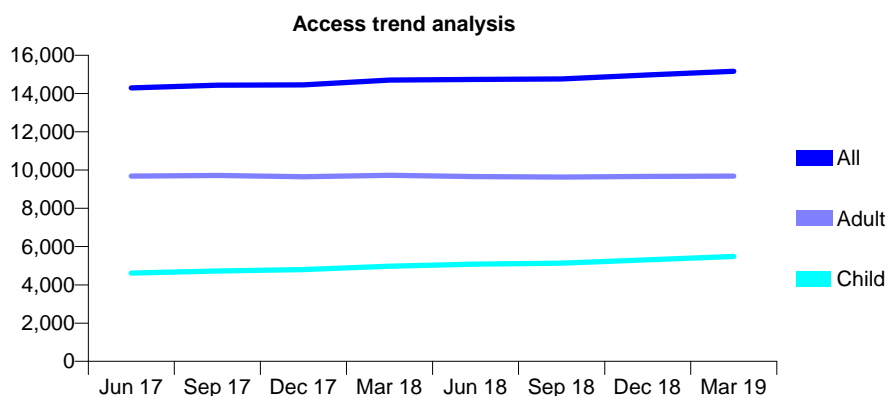
Q66 - Vital Signs At a Glance Contract Report for 801399/0001 - March 2019

Name or company name	MR R SMITH
Contract type name	GDS Contract
Purpose of contract	General
Contract start date	01/04/2006
Contract end date	

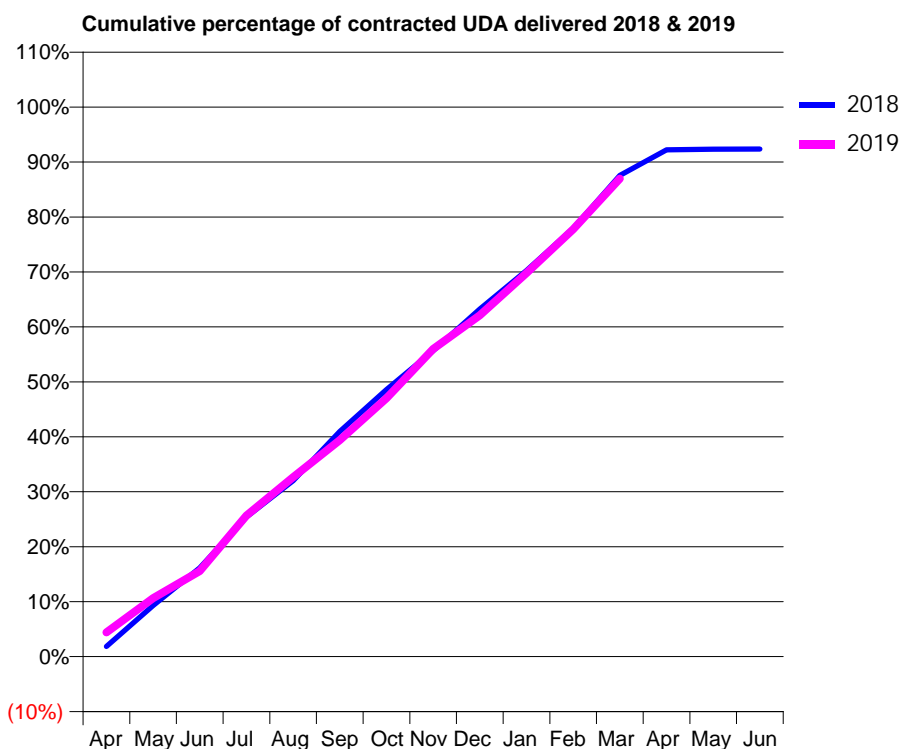
18/19 Contracted general activity (UDA)	36,500
Carry forward general activity (UDA)	0
18/19 Contracted orthodontic activity (UOA)	0
Carry forward orthodontic activity (UOA)	0
Baseline contract value	£870,859.21

ACCESS*

Patients seen in 24 months	Total	Change since previous quarter
Quarter ending March 2018	14,702	
Quarter ending June 2018	14,738	→
Quarter ending September 2018	14,766	→
Quarter ending December 2018	14,972	→
Quarter ending March 2019	15,168	→
Variance since March 2018	3.2%	↑



ACTIVITY



Month	Adjusted Scheduled Activity (UDA)	
	2018	2019
April	675	1,619
May	3,392	3,880
June	5,892	5,684
July	9,275	9,363
August	11,686	11,925
September	14,958	14,382
October	17,741	17,162
November	20,322	20,438
December	23,090	22,675
January	25,649	25,475
February	28,445	28,382
March	31,966	31,743
April	33,660	
May	33,700	
June	33,707	

QUALITY

	Quantity	Base Number	Contract	AT	Region	England
% of FP17s for the same patient ID Re-attending within 3 months - Children	336	7,174	4.7%	9.4%	11.3%	11.8%
% of FP17s for the same patient ID Re-attending within 3 months - Adults	1,240	12,014	10.3%	14.0%	15.4%	15.7%
% of FP17s for the same patient ID Re-attending between 3 & 9 months - Children	3,390	7,174	47.3%	60.1%	61.3%	58.9%
% of FP17s for the same patient ID Re-attending between 3 & 9 months - Adults	6,230	12,014	51.9%	50.5%	52.1%	50.8%
% of FP17s for Band 1 Urgent Courses	1,183	18,210	6.5%	10.1%	9.5%	9.1%
% of FP17s Relating to Free Repair or Replacements	89	18,210	0.5%	0.9%	0.6%	0.8%
% of FP17s Relating to Continuations	152	18,210	0.8%	1.0%	0.8%	0.9%
% of Patients satisfied with the dentistry they have received	4	5	N/A	93.2%	92.4%	92.5%
% of Patients satisfied with the time they had to wait for an appointment	5	5	N/A	84.5%	86.3%	87.0%

* This is based on patients treated on this contract for their most recent course of treatment.

Figures in italics indicate the base number of FP17s or Patient Questionnaire responses are less than 100. N/A is shown where the base number of responses is less than 10 during the period. % is calculated as Quantity/Base number*100

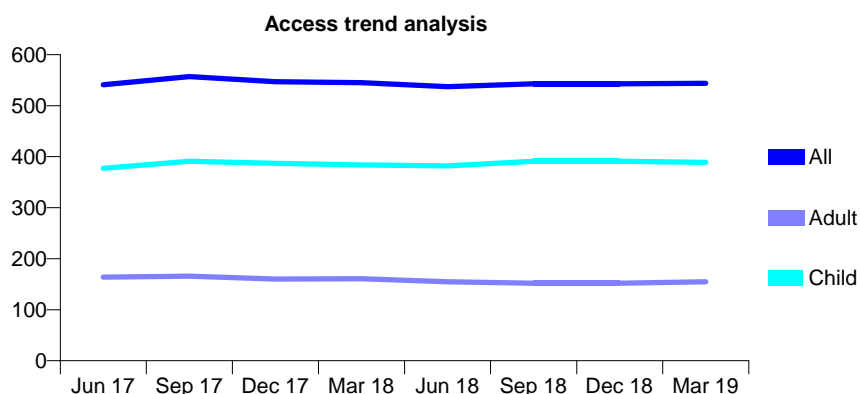
Q66 - Vital Signs At a Glance Contract Report for 801593/0001 - March 2019

Name or company name	MR P IRISH
Contract type name	GDS Contract
Purpose of contract	General
Contract start date	01/04/2006
Contract end date	

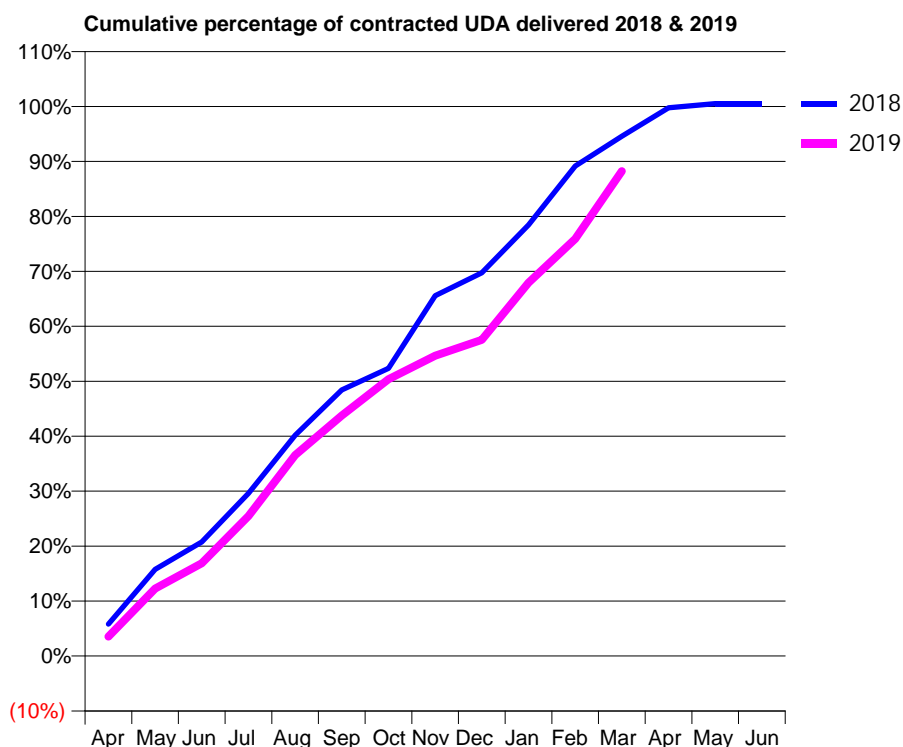
18/19 Contracted general activity (UDA)	1,450
Carry forward general activity (UDA)	-7
18/19 Contracted orthodontic activity (UOA)	0
Carry forward orthodontic activity (UOA)	0
Baseline contract value	£40,005.34

ACCESS*

Patients seen in 24 months	Total	Change since previous quarter
Quarter ending March 2018	545	
Quarter ending June 2018	537	↓
Quarter ending September 2018	543	→
Quarter ending December 2018	543	→
Quarter ending March 2019	544	→
Variance since March 2018	(0.2%)	→



ACTIVITY



Month	Adjusted Scheduled Activity (UDA)	
	2018	2019
April	84	51
May	228	178
June	301	245
July	429	369
August	582	530
September	702	635
October	759	730
November	951	792
December	1,011	834
January	1,137	985
February	1,293	1,101
March	1,371	1,279
April	1,446	
May	1,457	
June	1,457	

QUALITY

	Quantity	Base Number	Contract	AT	Region	England
% of FP17s for the same patient ID Re-attending within 3 months - Children	69	637	10.8%	9.4%	11.3%	11.8%
% of FP17s for the same patient ID Re-attending within 3 months - Adults	42	174	24.1%	14.0%	15.4%	15.7%
% of FP17s for the same patient ID Re-attending between 3 & 9 months - Children	368	637	57.8%	60.1%	61.3%	58.9%
% of FP17s for the same patient ID Re-attending between 3 & 9 months - Adults	57	174	32.8%	50.5%	52.1%	50.8%
% of FP17s for Band 1 Urgent Courses	66	759	8.7%	10.1%	9.5%	9.1%
% of FP17s Relating to Free Repair or Replacements	0	759	0.0%	0.9%	0.6%	0.8%
% of FP17s Relating to Continuations	0	759	0.0%	1.0%	0.8%	0.9%
% of Patients satisfied with the dentistry they have received	0	0	N/A	93.2%	92.4%	92.5%
% of Patients satisfied with the time they had to wait for an appointment	0	0	N/A	84.5%	86.3%	87.0%

* This is based on patients treated on this contract for their most recent course of treatment. Figures in italics indicate the base number of FP17s or Patient Questionnaire responses are less than 100. N/A is shown where the base number of responses is less than 10 during the period. % is calculated as Quantity/Base number*100

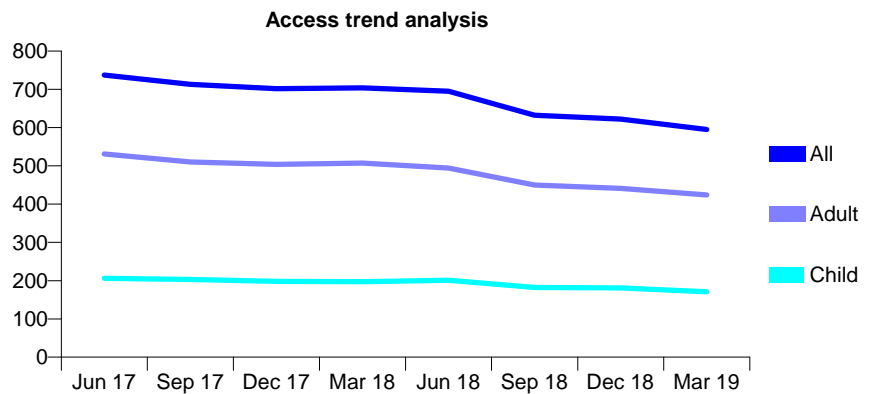
Q66 - Vital Signs At a Glance Contract Report for 809780/0002 - March 2019

Name or company name	Jonathan Baber
Contract type name	GDS Contract
Purpose of contract	General
Contract start date	01/02/2012
Contract end date	

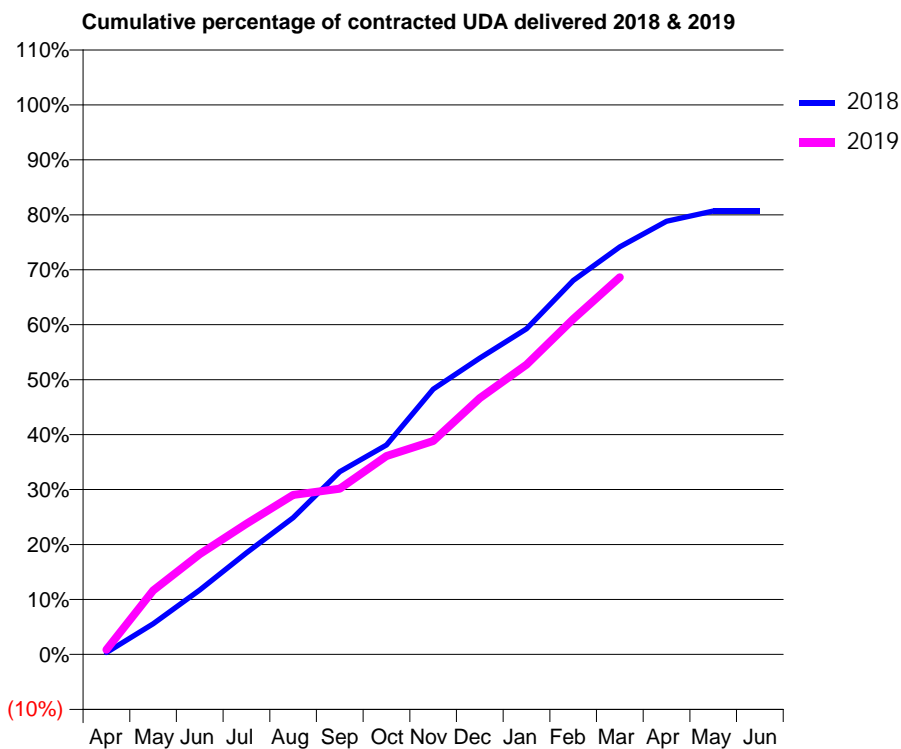
18/19 Contracted general activity (UDA)	1,500
Carry forward general activity (UDA)	0
18/19 Contracted orthodontic activity (UOA)	0
Carry forward orthodontic activity (UOA)	0
Baseline contract value	£35,562.63

ACCESS*

Patients seen in 24 months	Total	Change since previous quarter
Quarter ending March 2018	704	
Quarter ending June 2018	695	↓
Quarter ending September 2018	632	↓
Quarter ending December 2018	622	↓
Quarter ending March 2019	595	↓
Variance since March 2018	(15.5%)	↓



ACTIVITY



Month	Adjusted Scheduled Activity (UDA)	
	2018	2019
April	6	13
May	112	175
June	234	273
July	369	357
August	497	435
September	664	452
October	762	542
November	965	583
December	1,078	700
January	1,184	791
February	1,360	915
March	1,482	1,029
April	1,575	
May	1,612	
June	1,612	

QUALITY

	Quantity	Base Number	Contract	AT	Region	England
% of FP17s for the same patient ID Re-attending within 3 months - Children	9	230	3.9%	9.4%	11.3%	11.8%
% of FP17s for the same patient ID Re-attending within 3 months - Adults	53	571	9.3%	14.0%	15.4%	15.7%
% of FP17s for the same patient ID Re-attending between 3 & 9 months - Children	139	230	60.4%	60.1%	61.3%	58.9%
% of FP17s for the same patient ID Re-attending between 3 & 9 months - Adults	365	571	63.9%	50.5%	52.1%	50.8%
% of FP17s for Band 1 Urgent Courses	28	717	3.9%	10.1%	9.5%	9.1%
% of FP17s Relating to Free Repair or Replacements	6	717	0.8%	0.9%	0.6%	0.8%
% of FP17s Relating to Continuations	0	717	0.0%	1.0%	0.8%	0.9%
% of Patients satisfied with the dentistry they have received	0	0	N/A	93.2%	92.4%	92.5%
% of Patients satisfied with the time they had to wait for an appointment	0	0	N/A	84.5%	86.3%	87.0%

* This is based on patients treated on this contract for their most recent course of treatment. Figures in italics indicate the base number of FP17s or Patient Questionnaire responses are less than 100. N/A is shown where the base number of responses is less than 10 during the period. % is calculated as Quantity/Base number*100

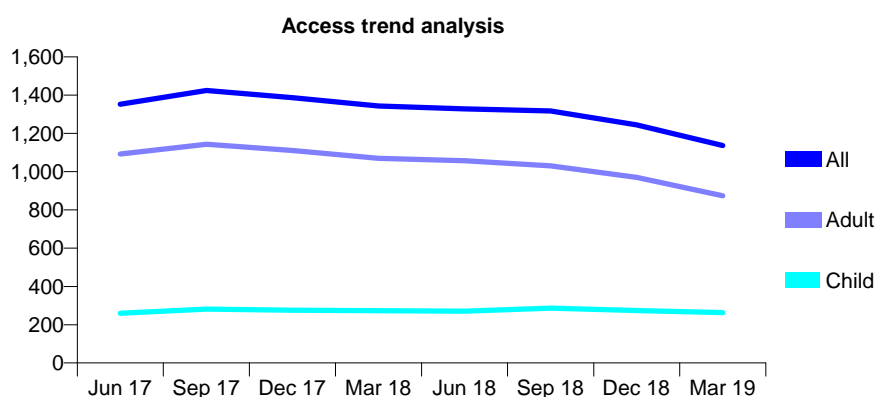
Q66 - Vital Signs At a Glance Contract Report for 810452/0001 - March 2019

Name or company name	MISS AR MACHIN
Contract type name	GDS Contract
Purpose of contract	General
Contract start date	01/04/2006
Contract end date	

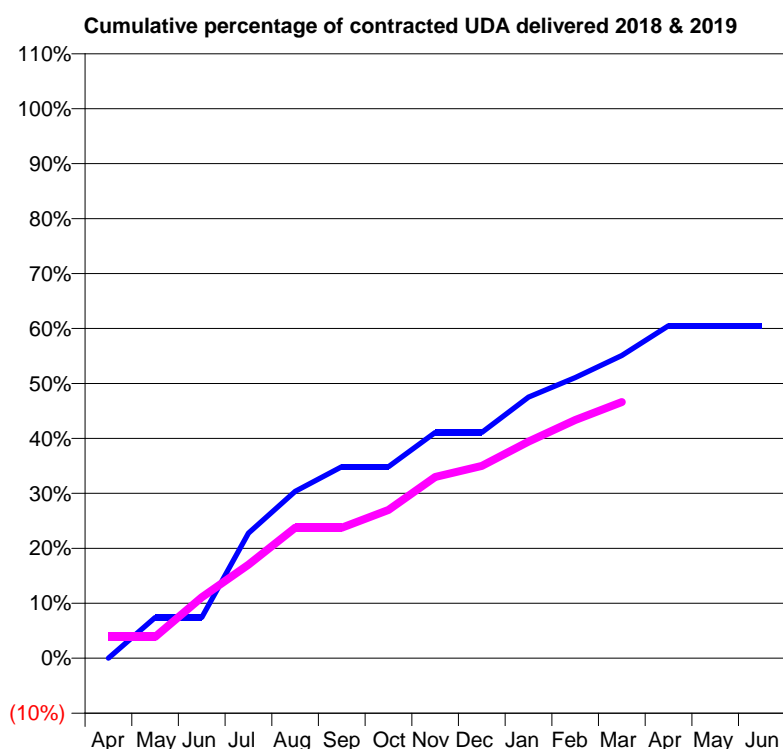
18/19 Contracted general activity (UDA)	4,490
Carry forward general activity (UDA)	0
18/19 Contracted orthodontic activity (UOA)	0
Carry forward orthodontic activity (UOA)	0
Baseline contract value	£122,858.70

ACCESS*

Patients seen in 24 months	Total	Change since previous quarter
Quarter ending March 2018	1,343	
Quarter ending June 2018	1,328	↓
Quarter ending September 2018	1,317	→
Quarter ending December 2018	1,244	↓
Quarter ending March 2019	1,137	↓
Variance since March 2018	(15.3%)	↓



ACTIVITY



Month	2018	2019
April	0	175
May	333	175
June	333	498
July	1,021	765
August	1,363	1,066
September	1,564	1,066
October	1,564	1,211
November	1,844	1,481
December	1,844	1,572
January	2,133	1,770
February	2,293	1,946
March	2,474	2,093
April	2,717	
May	2,717	
June	2,717	

QUALITY

	Quantity	Base Number	Contract	AT	Region	England
% of FP17s for the same patient ID Re-attending within 3 months - Children	25	379	6.6%	9.4%	11.3%	11.8%
% of FP17s for the same patient ID Re-attending within 3 months - Adults	86	737	11.7%	14.0%	15.4%	15.7%
% of FP17s for the same patient ID Re-attending between 3 & 9 months - Children	254	379	67.0%	60.1%	61.3%	58.9%
% of FP17s for the same patient ID Re-attending between 3 & 9 months - Adults	204	737	27.7%	50.5%	52.1%	50.8%
% of FP17s for Band 1 Urgent Courses	55	990	5.6%	10.1%	9.5%	9.1%
% of FP17s Relating to Free Repair or Replacements	0	990	0.0%	0.9%	0.6%	0.8%
% of FP17s Relating to Continuations	8	990	0.8%	1.0%	0.8%	0.9%
% of Patients satisfied with the dentistry they have received	0	0	N/A	93.2%	92.4%	92.5%
% of Patients satisfied with the time they had to wait for an appointment	0	0	N/A	84.5%	86.3%	87.0%

* This is based on patients treated on this contract for their most recent course of treatment.

Figures in italics indicate the base number of FP17s or Patient Questionnaire responses are less than 100. N/A is shown where the base number of responses is less than 10 during the period. % is calculated as Quantity/Base number*100

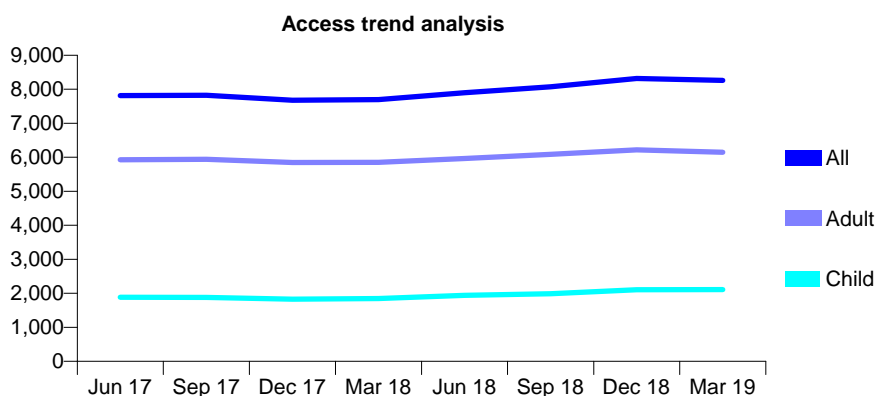
Q66 - Vital Signs At a Glance Contract Report for 810916/0001 - March 2019

Name or company name	Mr M Bains and Mrs J Bains
Contract type name	GDS Contract
Purpose of contract	General
Contract start date	01/04/2006
Contract end date	

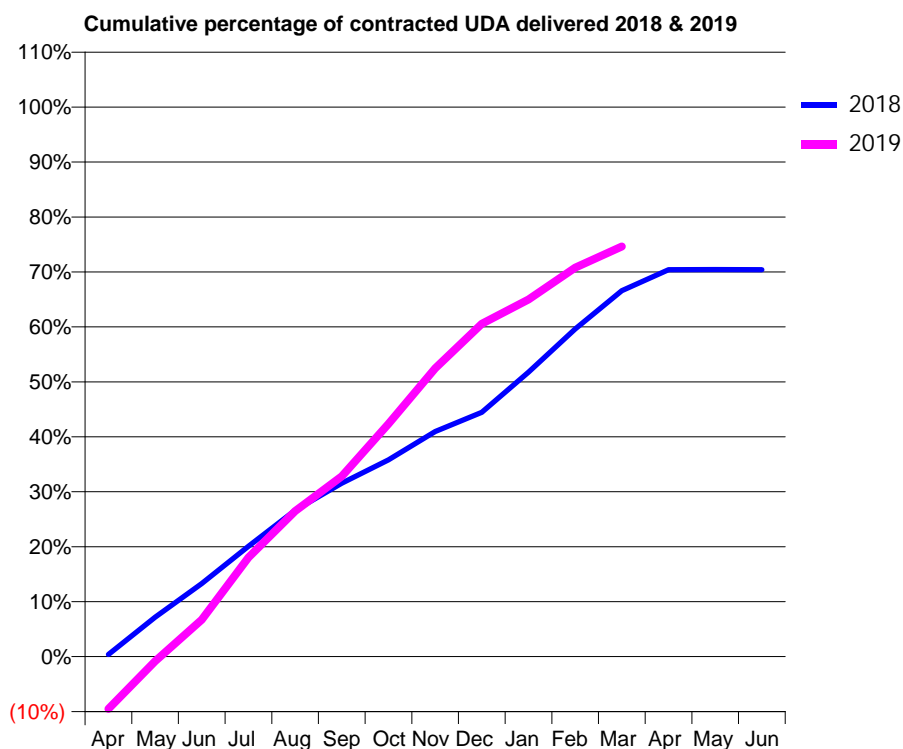
18/19 Contracted general activity (UDA)	27,129
Carry forward general activity (UDA)	4,000
18/19 Contracted orthodontic activity (UOA)	0
Carry forward orthodontic activity (UOA)	0
Baseline contract value	£801,648.76

ACCESS*

Patients seen in 24 months	Total	Change since previous quarter
Quarter ending March 2018	7,698	
Quarter ending June 2018	7,901	↑
Quarter ending September 2018	8,074	↑
Quarter ending December 2018	8,319	↑
Quarter ending March 2019	8,261	→
Variance since March 2018	7.3%	↑



ACTIVITY



Month	Adjusted Scheduled Activity (UDA)	
	2018	2019
April	123	-2,586
May	2,243	-225
June	4,146	1,823
July	6,250	4,895
August	8,292	7,186
September	9,826	8,898
October	11,146	11,490
November	12,758	14,232
December	13,844	16,429
January	16,118	17,631
February	18,566	19,203
March	20,721	20,248
April	21,915	
May	21,924	
June	21,919	

QUALITY

	Quantity	Base Number	Contract	AT	Region	England
% of FP17s for the same patient ID Re-attending within 3 months - Children	325	3,385	9.6%	9.4%	11.3%	11.8%
% of FP17s for the same patient ID Re-attending within 3 months - Adults	1,184	9,379	12.6%	14.0%	15.4%	15.7%
% of FP17s for the same patient ID Re-attending between 3 & 9 months - Children	1,933	3,385	57.1%	60.1%	61.3%	58.9%
% of FP17s for the same patient ID Re-attending between 3 & 9 months - Adults	5,819	9,379	62.0%	50.5%	52.1%	50.8%
% of FP17s for Band 1 Urgent Courses	505	11,836	4.3%	10.1%	9.5%	9.1%
% of FP17s Relating to Free Repair or Replacements	103	11,836	0.9%	0.9%	0.6%	0.8%
% of FP17s Relating to Continuations	82	11,836	0.7%	1.0%	0.8%	0.9%
% of Patients satisfied with the dentistry they have received	6	8	N/A	93.2%	92.4%	92.5%
% of Patients satisfied with the time they had to wait for an appointment	6	8	N/A	84.5%	86.3%	87.0%

* This is based on patients treated on this contract for their most recent course of treatment. Figures in italics indicate the base number of FP17s or Patient Questionnaire responses are less than 100. N/A is shown where the base number of responses is less than 10 during the period. % is calculated as Quantity/Base number*100

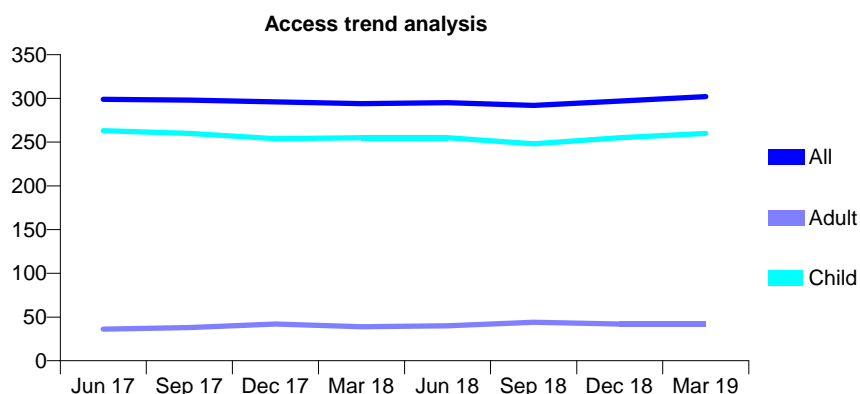
Q66 - Vital Signs At a Glance Contract Report for 814466/0001 - March 2019

Name or company name	MISS KA PEARTON
Contract type name	GDS Contract
Purpose of contract	General
Contract start date	01/04/2006
Contract end date	

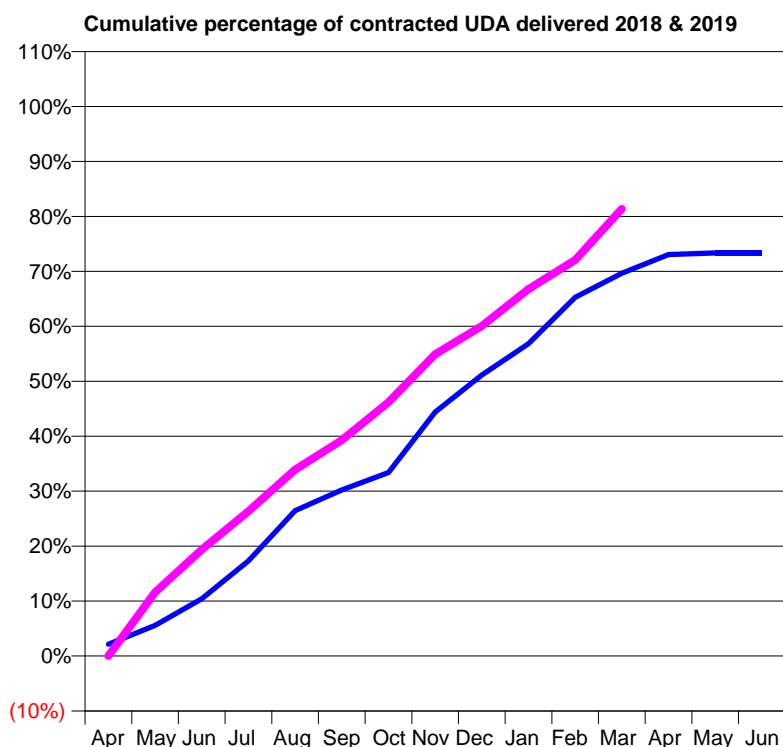
18/19 Contracted general activity (UDA)	700
Carry forward general activity (UDA)	0
18/19 Contracted orthodontic activity (UOA)	0
Carry forward orthodontic activity (UOA)	0
Baseline contract value	£17,633.20

ACCESS*

Patients seen in 24 months	Total	Change since previous quarter
Quarter ending March 2018	294	
Quarter ending June 2018	295	→
Quarter ending September 2018	292	↓
Quarter ending December 2018	297	→
Quarter ending March 2019	302	→
Variance since March 2018	2.7%	↑



ACTIVITY



Month	Adjusted Scheduled Activity (UDA)	
	2018	2019
April	15	0
May	39	81
June	73	135
July	121	184
August	185	237
September	212	275
October	234	323
November	311	384
December	358	420
January	398	467
February	457	504
March	487	569
April	511	
May	513	
June	513	

QUALITY

	Quantity	Base Number	Contract	AT	Region	England
% of FP17s for the same patient ID Re-attending within 3 months - Children	41	481	8.5%	9.4%	11.3%	11.8%
% of FP17s for the same patient ID Re-attending within 3 months - Adults	0	0	N/A	14.0%	15.4%	15.7%
% of FP17s for the same patient ID Re-attending between 3 & 9 months - Children	357	481	74.2%	60.1%	61.3%	58.9%
% of FP17s for the same patient ID Re-attending between 3 & 9 months - Adults	0	0	N/A	50.5%	52.1%	50.8%
% of FP17s for Band 1 Urgent Courses	7	463	1.5%	10.1%	9.5%	9.1%
% of FP17s Relating to Free Repair or Replacements	0	463	0.0%	0.9%	0.6%	0.8%
% of FP17s Relating to Continuations	0	463	0.0%	1.0%	0.8%	0.9%
% of Patients satisfied with the dentistry they have received	0	0	N/A	93.2%	92.4%	92.5%
% of Patients satisfied with the time they had to wait for an appointment	0	0	N/A	84.5%	86.3%	87.0%

* This is based on patients treated on this contract for their most recent course of treatment. Figures in italics indicate the base number of FP17s or Patient Questionnaire responses are less than 100. N/A is shown where the base number of responses is less than 10 during the period. % is calculated as Quantity/Base number*100

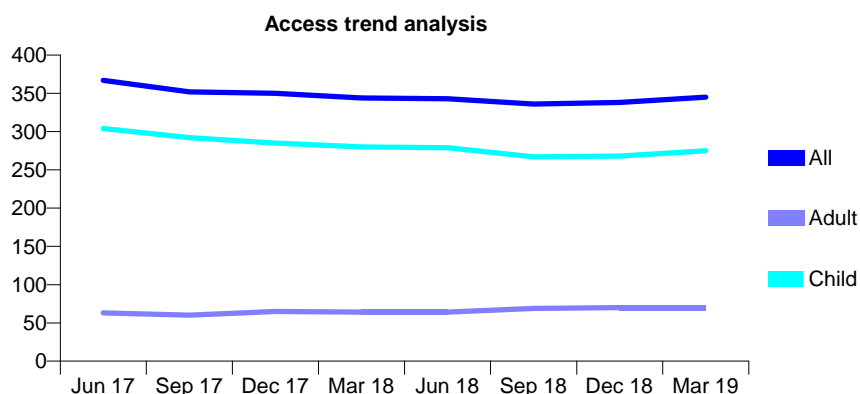
Q66 - Vital Signs At a Glance Contract Report for 817503/0001 - March 2019

Name or company name	MISS JE DOYLE
Contract type name	GDS Contract
Purpose of contract	General
Contract start date	01/04/2006
Contract end date	

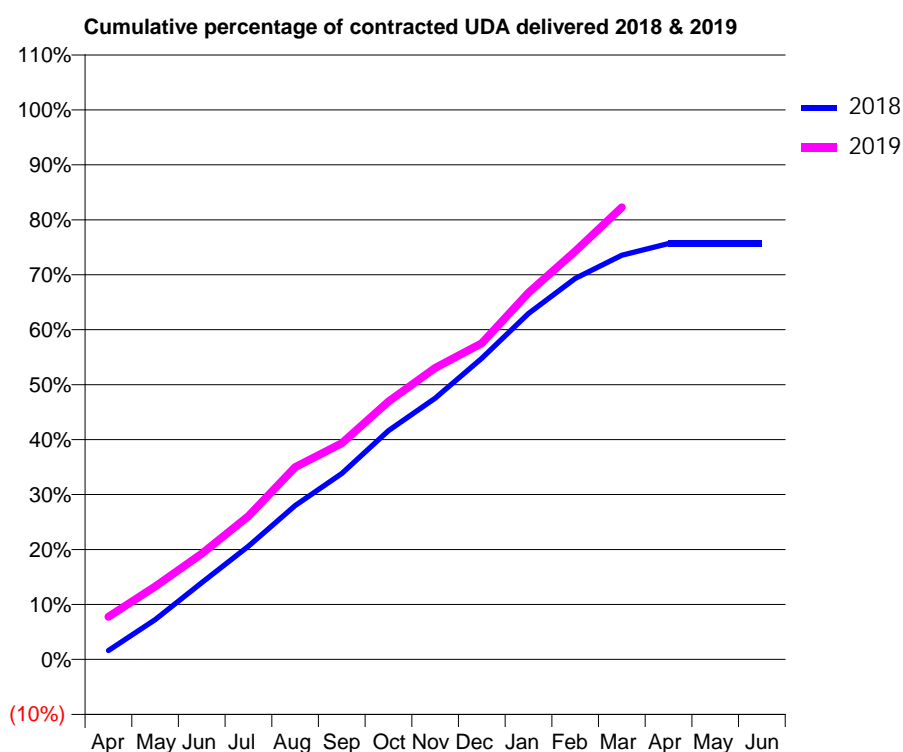
18/19 Contracted general activity (UDA)	803
Carry forward general activity (UDA)	0
18/19 Contracted orthodontic activity (UOA)	0
Carry forward orthodontic activity (UOA)	0
Baseline contract value	£18,739.78

ACCESS*

Patients seen in 24 months	Total	Change since previous quarter
Quarter ending March 2018	344	
Quarter ending June 2018	343	→
Quarter ending September 2018	336	↓
Quarter ending December 2018	338	→
Quarter ending March 2019	345	↑
Variance since March 2018	0.3%	→



ACTIVITY



Month	Adjusted Scheduled Activity (UDA)	
	2018	2019
April	13	62
May	58	106
June	112	154
July	166	209
August	225	281
September	272	316
October	334	377
November	382	426
December	440	462
January	506	536
February	557	596
March	591	660
April	608	
May	608	
June	608	

QUALITY

	Quantity	Base Number	Contract	AT	Region	England
% of FP17s for the same patient ID Re-attending within 3 months - Children	15	473	3.2%	9.4%	11.3%	11.8%
% of FP17s for the same patient ID Re-attending within 3 months - Adults	2	58	3.4%	14.0%	15.4%	15.7%
% of FP17s for the same patient ID Re-attending between 3 & 9 months - Children	348	473	73.6%	60.1%	61.3%	58.9%
% of FP17s for the same patient ID Re-attending between 3 & 9 months - Adults	39	58	67.2%	50.5%	52.1%	50.8%
% of FP17s for Band 1 Urgent Courses	7	520	1.3%	10.1%	9.5%	9.1%
% of FP17s Relating to Free Repair or Replacements	1	520	0.2%	0.9%	0.6%	0.8%
% of FP17s Relating to Continuations	0	520	0.0%	1.0%	0.8%	0.9%
% of Patients satisfied with the dentistry they have received	0	0	N/A	93.2%	92.4%	92.5%
% of Patients satisfied with the time they had to wait for an appointment	0	0	N/A	84.5%	86.3%	87.0%

* This is based on patients treated on this contract for their most recent course of treatment. Figures in italics indicate the base number of FP17s or Patient Questionnaire responses are less than 100. N/A is shown where the base number of responses is less than 10 during the period. % is calculated as Quantity/Base number*100

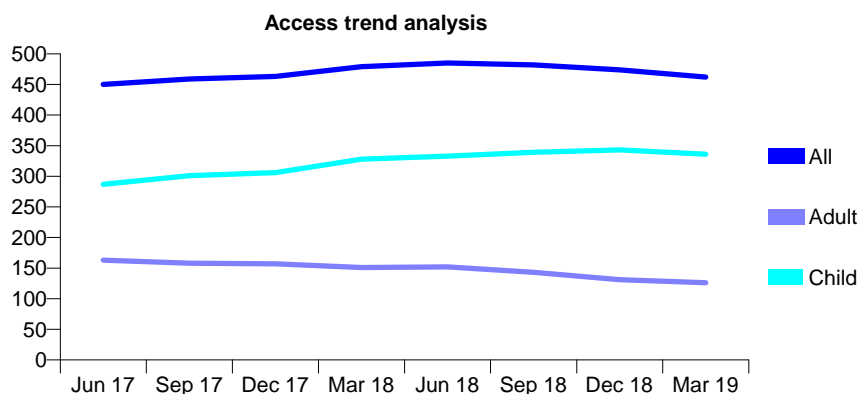
Q66 - Vital Signs At a Glance Contract Report for 817694/0001 - March 2019

Name or company name	The Manor House Dental
Contract type name	GDS Contract
Purpose of contract	General and Orthodontic
Contract start date	01/04/2006
Contract end date	

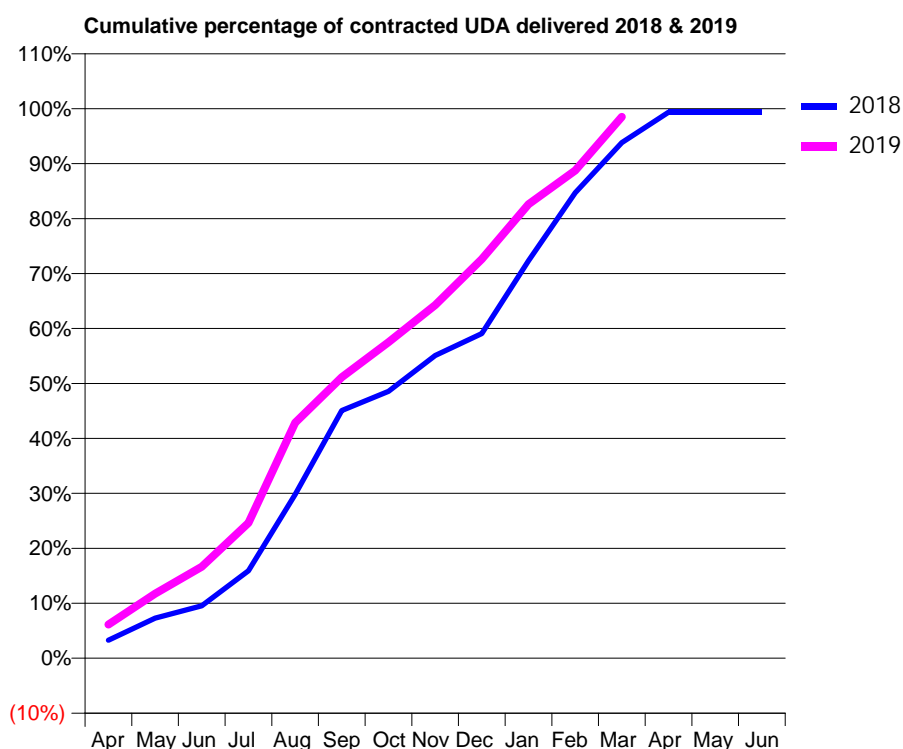
18/19 Contracted general activity (UDA)	800
Carry forward general activity (UDA)	5
18/19 Contracted orthodontic activity (UOA)	0
Carry forward orthodontic activity (UOA)	0
Baseline contract value	£124,926.76

ACCESS*

Patients seen in 24 months	Total	Change since previous quarter
Quarter ending March 2018	479	
Quarter ending June 2018	485	→
Quarter ending September 2018	482	→
Quarter ending December 2018	474	↓
Quarter ending March 2019	462	↓
Variance since March 2018	(3.5%)	↓



ACTIVITY



Month	Adjusted Scheduled Activity (UDA)	
	2018	2019
April	26	49
May	58	94
June	76	133
July	127	197
August	238	343
September	361	409
October	389	460
November	441	514
December	473	581
January	579	661
February	678	710
March	751	788
April	795	
May	795	
June	795	

QUALITY

	Quantity	Base Number	Contract	AT	Region	England
% of FP17s for the same patient ID Re-attending within 3 months - Children	17	581	2.9%	9.4%	11.3%	11.8%
% of FP17s for the same patient ID Re-attending within 3 months - Adults	2	96	2.1%	14.0%	15.4%	15.7%
% of FP17s for the same patient ID Re-attending between 3 & 9 months - Children	450	581	77.5%	60.1%	61.3%	58.9%
% of FP17s for the same patient ID Re-attending between 3 & 9 months - Adults	46	96	47.9%	50.5%	52.1%	50.8%
% of FP17s for Band 1 Urgent Courses	0	636	0.0%	10.1%	9.5%	9.1%
% of FP17s Relating to Free Repair or Replacements	0	636	0.0%	0.9%	0.6%	0.8%
% of FP17s Relating to Continuations	0	636	0.0%	1.0%	0.8%	0.9%
% of Patients satisfied with the dentistry they have received	0	0	N/A	93.2%	92.4%	92.5%
% of Patients satisfied with the time they had to wait for an appointment	0	0	N/A	84.5%	86.3%	87.0%

* This is based on patients treated on this contract for their most recent course of treatment.

Figures in italics indicate the base number of FP17s or Patient Questionnaire responses are less than 100. N/A is shown where the base number of responses is less than 10 during the period. % is calculated as Quantity/Base number*100

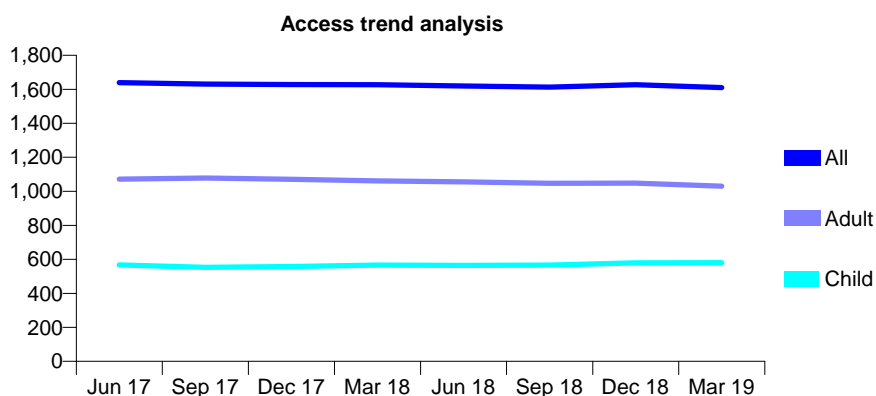
Q66 - Vital Signs At a Glance Contract Report for 824119/0001 - March 2019

Name or company name	MR NA HARRIS
Contract type name	GDS Contract
Purpose of contract	General
Contract start date	01/04/2006
Contract end date	

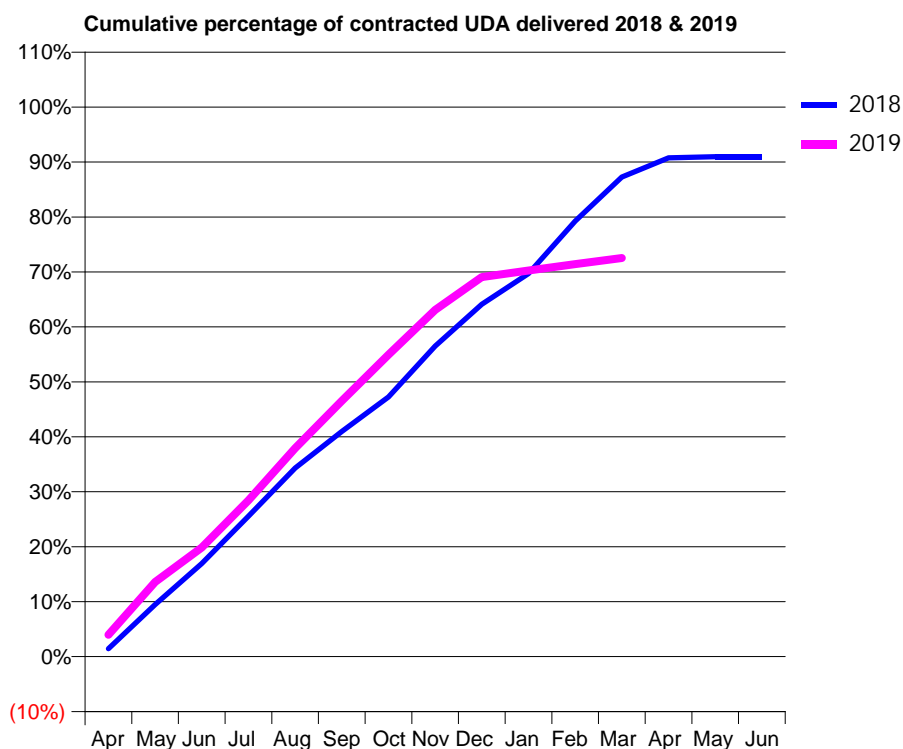
18/19 Contracted general activity (UDA)	4,500
Carry forward general activity (UDA)	0
18/19 Contracted orthodontic activity (UOA)	0
Carry forward orthodontic activity (UOA)	0
Baseline contract value	£101,500.65

ACCESS*

Patients seen in 24 months	Total	Change since previous quarter
Quarter ending March 2018	1,627	
Quarter ending June 2018	1,619	→
Quarter ending September 2018	1,613	→
Quarter ending December 2018	1,627	→
Quarter ending March 2019	1,610	↓
Variance since March 2018	(1.0%)	↓



ACTIVITY



Month	Adjusted Scheduled Activity (UDA)	
	2018	2019
April	65	179
May	427	612
June	762	893
July	1,150	1,280
August	1,544	1,707
September	1,844	2,094
October	2,127	2,473
November	2,543	2,840
December	2,884	3,108
January	3,137	3,162
February	3,567	3,214
March	3,926	3,263
April	4,083	
May	4,093	
June	4,093	

QUALITY

	Quantity	Base Number	Contract	AT	Region	England
% of FP17s for the same patient ID Re-attending within 3 months - Children	50	790	6.3%	9.4%	11.3%	11.8%
% of FP17s for the same patient ID Re-attending within 3 months - Adults	153	1,322	11.6%	14.0%	15.4%	15.7%
% of FP17s for the same patient ID Re-attending between 3 & 9 months - Children	527	790	66.7%	60.1%	61.3%	58.9%
% of FP17s for the same patient ID Re-attending between 3 & 9 months - Adults	956	1,322	72.3%	50.5%	52.1%	50.8%
% of FP17s for Band 1 Urgent Courses	97	2,001	4.8%	10.1%	9.5%	9.1%
% of FP17s Relating to Free Repair or Replacements	16	2,001	0.8%	0.9%	0.6%	0.8%
% of FP17s Relating to Continuations	0	2,001	0.0%	1.0%	0.8%	0.9%
% of Patients satisfied with the dentistry they have received	0	0	N/A	93.2%	92.4%	92.5%
% of Patients satisfied with the time they had to wait for an appointment	0	0	N/A	84.5%	86.3%	87.0%

* This is based on patients treated on this contract for their most recent course of treatment. Figures in italics indicate the base number of FP17s or Patient Questionnaire responses are less than 100. N/A is shown where the base number of responses is less than 10 during the period. % is calculated as Quantity/Base number*100

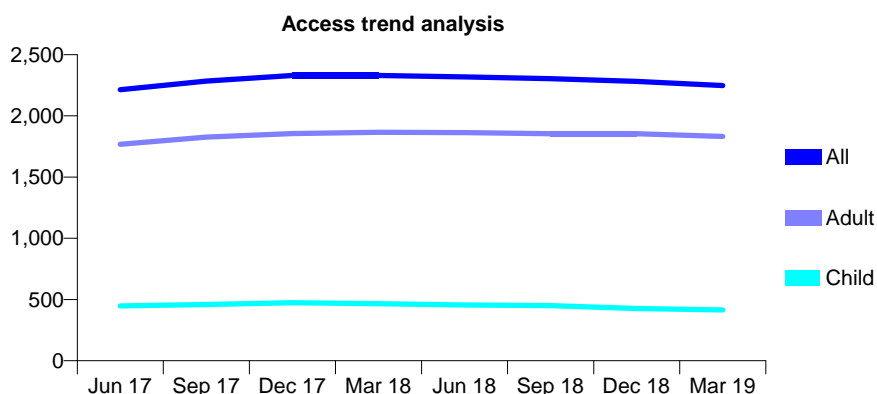
Q66 - Vital Signs At a Glance Contract Report for 830860/0001 - March 2019

Name or company name	Simon Channing and Sally Button
Contract type name	GDS Contract
Purpose of contract	General
Contract start date	01/08/2009
Contract end date	

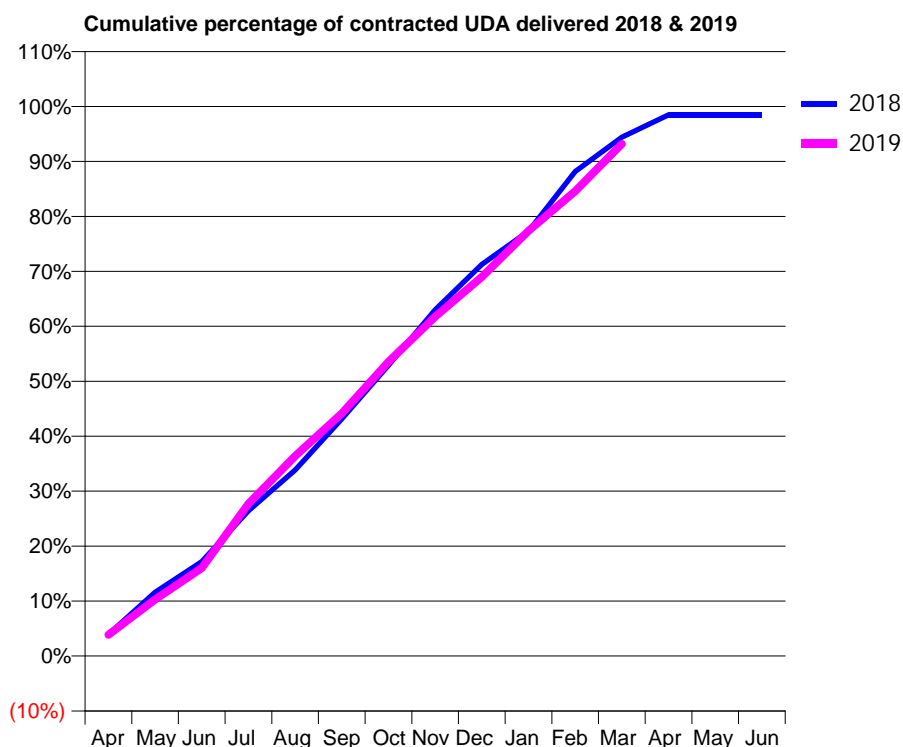
18/19 Contracted general activity (UDA)	7,000
Carry forward general activity (UDA)	106
18/19 Contracted orthodontic activity (UOA)	0
Carry forward orthodontic activity (UOA)	0
Baseline contract value	£213,746.82

ACCESS*

Patients seen in 24 months	Total	Change since previous quarter
Quarter ending March 2018	2,331	
Quarter ending June 2018	2,319	→
Quarter ending September 2018	2,305	→
Quarter ending December 2018	2,282	→
Quarter ending March 2019	2,248	↓
Variance since March 2018	(3.6%)	↓



ACTIVITY



Month	Adjusted Scheduled Activity (UDA)	
	2018	2019
April	276	271
May	812	722
June	1,203	1,120
July	1,850	1,939
August	2,370	2,547
September	3,020	3,090
October	3,702	3,748
November	4,411	4,323
December	4,988	4,828
January	5,411	5,417
February	6,171	5,920
March	6,608	6,523
April	6,894	
May	6,894	
June	6,894	

QUALITY

	Quantity	Base Number	Contract	AT	Region	England
% of FP17s for the same patient ID Re-attending within 3 months - Children	34	631	5.4%	9.4%	11.3%	11.8%
% of FP17s for the same patient ID Re-attending within 3 months - Adults	447	2,778	16.1%	14.0%	15.4%	15.7%
% of FP17s for the same patient ID Re-attending between 3 & 9 months - Children	420	631	66.6%	60.1%	61.3%	58.9%
% of FP17s for the same patient ID Re-attending between 3 & 9 months - Adults	1,549	2,778	55.8%	50.5%	52.1%	50.8%
% of FP17s for Band 1 Urgent Courses	442	3,312	13.3%	10.1%	9.5%	9.1%
% of FP17s Relating to Free Repair or Replacements	28	3,312	0.8%	0.9%	0.6%	0.8%
% of FP17s Relating to Continuations	48	3,312	1.4%	1.0%	0.8%	0.9%
% of Patients satisfied with the dentistry they have received	1	1	N/A	93.2%	92.4%	92.5%
% of Patients satisfied with the time they had to wait for an appointment	1	1	N/A	84.5%	86.3%	87.0%

* This is based on patients treated on this contract for their most recent course of treatment. Figures in italics indicate the base number of FP17s or Patient Questionnaire responses are less than 100. N/A is shown where the base number of responses is less than 10 during the period. % is calculated as Quantity/Base number*100

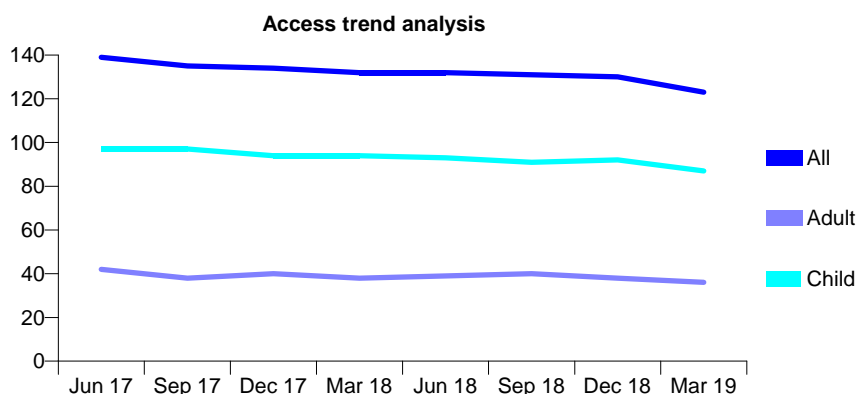
Q66 - Vital Signs At a Glance Contract Report for 831689/0001 - March 2019

Name or company name	MR JN TERRY
Contract type name	GDS Contract
Purpose of contract	General
Contract start date	01/04/2006
Contract end date	

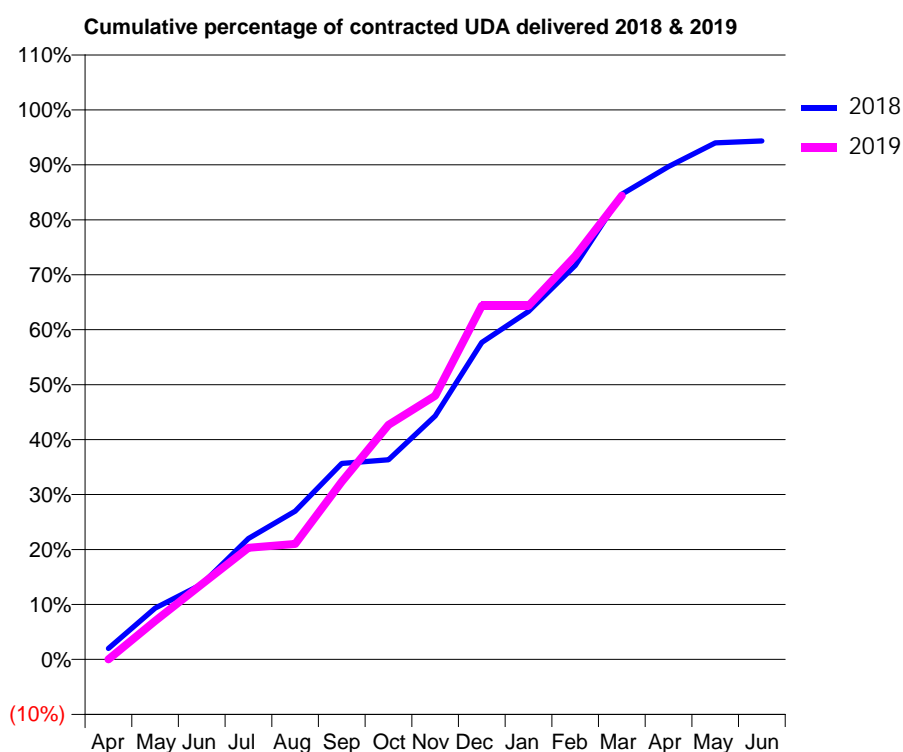
18/19 Contracted general activity (UDA)	300
Carry forward general activity (UDA)	0
18/19 Contracted orthodontic activity (UOA)	0
Carry forward orthodontic activity (UOA)	0
Baseline contract value	£7,207.80

ACCESS*

Patients seen in 24 months	Total	Change since previous quarter
Quarter ending March 2018	132	
Quarter ending June 2018	132	→
Quarter ending September 2018	131	→
Quarter ending December 2018	130	→
Quarter ending March 2019	123	↓
Variance since March 2018	(6.8%)	↓



ACTIVITY



Month	2018	2019
April	6	0
May	28	21
June	41	41
July	66	61
August	81	63
September	107	97
October	109	128
November	133	144
December	173	193
January	190	193
February	215	220
March	254	253
April	269	
May	282	
June	283	

QUALITY

	Quantity	Base Number	Contract	AT	Region	England
% of FP17s for the same patient ID Re-attending within 3 months - Children	35	158	22.2%	9.4%	11.3%	11.8%
% of FP17s for the same patient ID Re-attending within 3 months - Adults	19	50	38.0%	14.0%	15.4%	15.7%
% of FP17s for the same patient ID Re-attending between 3 & 9 months - Children	85	158	53.8%	60.1%	61.3%	58.9%
% of FP17s for the same patient ID Re-attending between 3 & 9 months - Adults	27	50	54.0%	50.5%	52.1%	50.8%
% of FP17s for Band 1 Urgent Courses	1	185	0.5%	10.1%	9.5%	9.1%
% of FP17s Relating to Free Repair or Replacements	0	185	0.0%	0.9%	0.6%	0.8%
% of FP17s Relating to Continuations	0	185	0.0%	1.0%	0.8%	0.9%
% of Patients satisfied with the dentistry they have received	0	0	N/A	93.2%	92.4%	92.5%
% of Patients satisfied with the time they had to wait for an appointment	0	0	N/A	84.5%	86.3%	87.0%

* This is based on patients treated on this contract for their most recent course of treatment. Figures in italics indicate the base number of FP17s or Patient Questionnaire responses are less than 100. N/A is shown where the base number of responses is less than 10 during the period. % is calculated as Quantity/Base number*100

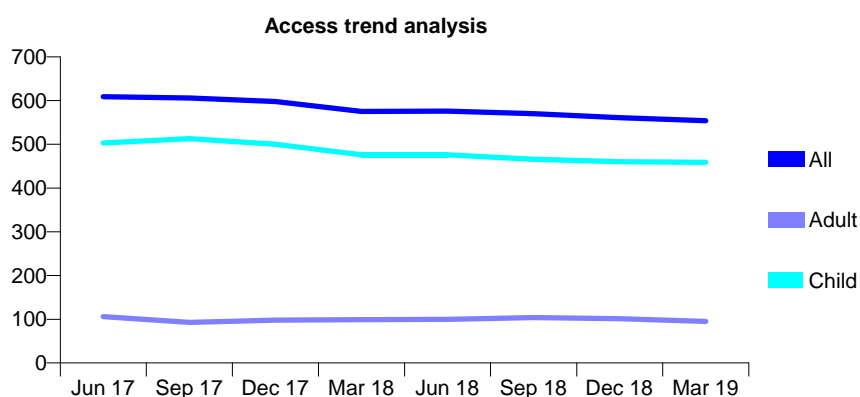
Q66 - Vital Signs At a Glance Contract Report for 833207/0001 - March 2019

Name or company name	MR MR ADAMS
Contract type name	GDS Contract
Purpose of contract	General
Contract start date	01/04/2006
Contract end date	

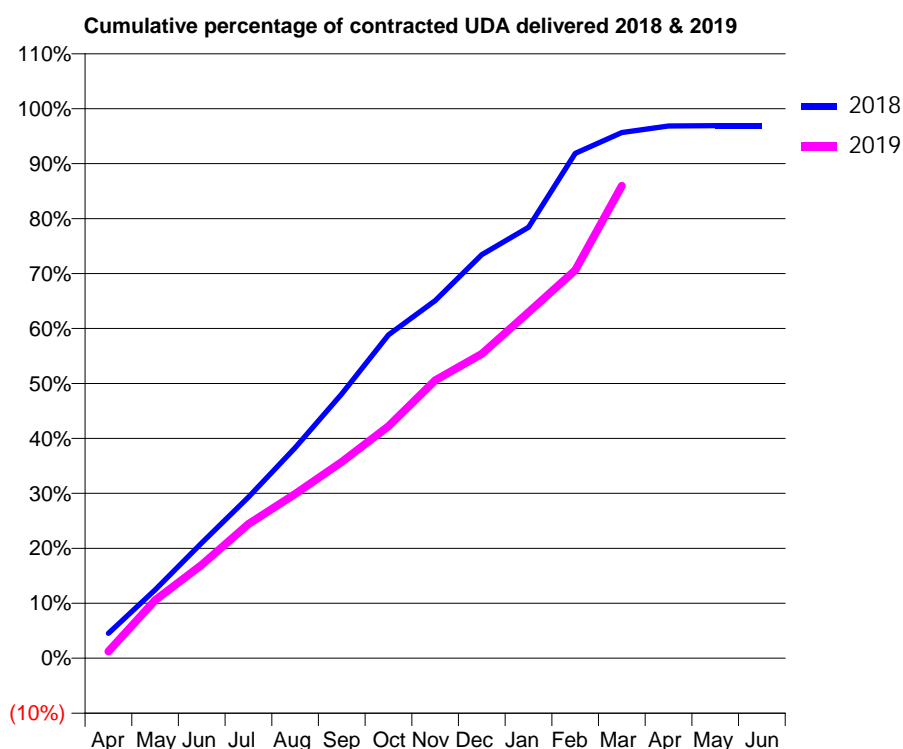
18/19 Contracted general activity (UDA)	1,110
Carry forward general activity (UDA)	34
18/19 Contracted orthodontic activity (UOA)	0
Carry forward orthodontic activity (UOA)	0
Baseline contract value	£28,280.13

ACCESS*

Patients seen in 24 months	Total	Change since previous quarter
Quarter ending March 2018	575	
Quarter ending June 2018	576	→
Quarter ending September 2018	570	↓
Quarter ending December 2018	561	↓
Quarter ending March 2019	554	↓
Variance since March 2018	(3.7%)	↓



ACTIVITY



Month	2018	2019
April	50	14
May	138	117
June	233	189
July	326	271
August	425	332
September	534	397
October	653	469
November	722	562
December	815	615
January	870	699
February	1,020	784
March	1,062	954
April	1,075	
May	1,076	
June	1,076	

QUALITY

	Quantity	Base Number	Contract	AT	Region	England
% of FP17s for the same patient ID Re-attending within 3 months - Children	35	704	5.0%	9.4%	11.3%	11.8%
% of FP17s for the same patient ID Re-attending within 3 months - Adults	2	46	4.3%	14.0%	15.4%	15.7%
% of FP17s for the same patient ID Re-attending between 3 & 9 months - Children	425	704	60.4%	60.1%	61.3%	58.9%
% of FP17s for the same patient ID Re-attending between 3 & 9 months - Adults	23	46	50.0%	50.5%	52.1%	50.8%
% of FP17s for Band 1 Urgent Courses	21	744	2.8%	10.1%	9.5%	9.1%
% of FP17s Relating to Free Repair or Replacements	0	744	0.0%	0.9%	0.6%	0.8%
% of FP17s Relating to Continuations	6	744	0.8%	1.0%	0.8%	0.9%
% of Patients satisfied with the dentistry they have received	0	0	N/A	93.2%	92.4%	92.5%
% of Patients satisfied with the time they had to wait for an appointment	0	0	N/A	84.5%	86.3%	87.0%

* This is based on patients treated on this contract for their most recent course of treatment.

Figures in italics indicate the base number of FP17s or Patient Questionnaire responses are less than 100. N/A is shown where the base number of responses is less than 10 during the period. % is calculated as Quantity/Base number*100

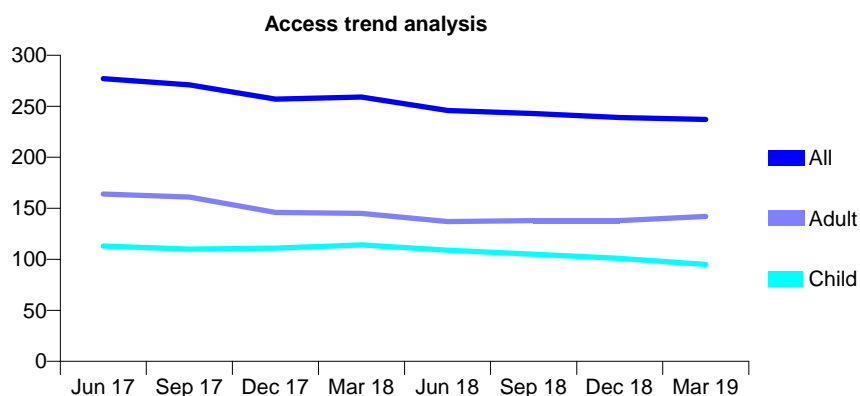
Q66 - Vital Signs At a Glance Contract Report for 843350/0001 - March 2019

Name or company name	MR R ORDI
Contract type name	GDS Contract
Purpose of contract	General
Contract start date	01/04/2006
Contract end date	

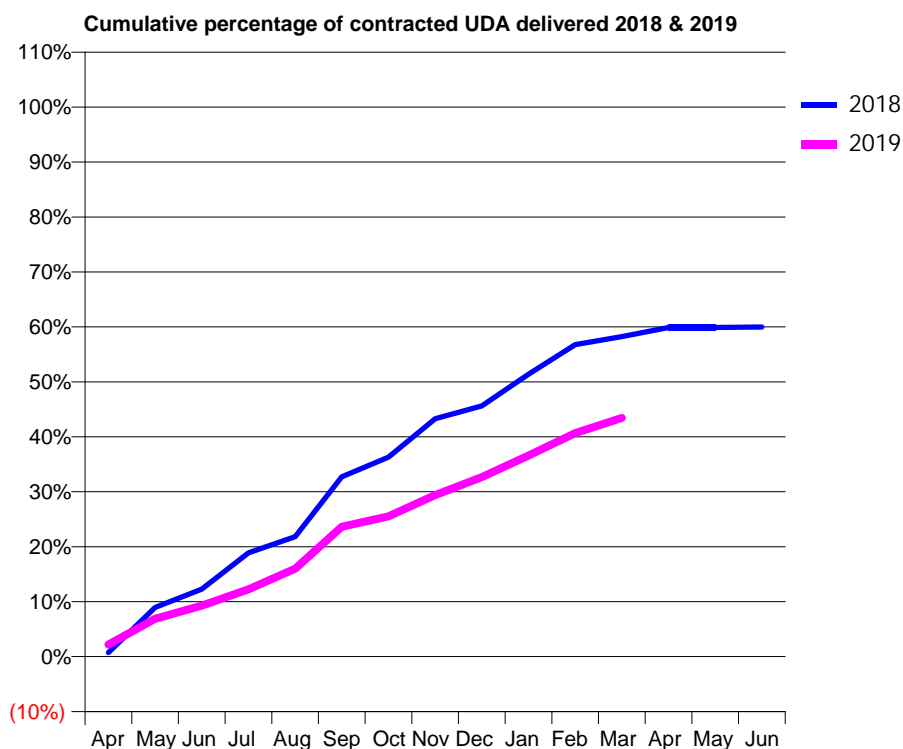
18/19 Contracted general activity (UDA)	1,500
Carry forward general activity (UDA)	0
18/19 Contracted orthodontic activity (UOA)	0
Carry forward orthodontic activity (UOA)	0
Baseline contract value	£36,897.93

ACCESS*

Patients seen in 24 months	Total	Change since previous quarter
Quarter ending March 2018	259	
Quarter ending June 2018	246	↓
Quarter ending September 2018	243	↓
Quarter ending December 2018	239	↓
Quarter ending March 2019	237	→
Variance since March 2018	(8.5%)	↓



ACTIVITY



Month	Adjusted Scheduled Activity (UDA)	
	2018	2019
April	11	33
May	135	103
June	184	139
July	283	184
August	327	240
September	491	355
October	545	383
November	649	441
December	685	490
January	771	549
February	852	610
March	874	652
April	899	
May	899	
June	900	

QUALITY

	Quantity	Base Number	Contract	AT	Region	England
% of FP17s for the same patient ID Re-attending within 3 months - Children	10	127	7.9%	9.4%	11.3%	11.8%
% of FP17s for the same patient ID Re-attending within 3 months - Adults	16	163	9.8%	14.0%	15.4%	15.7%
% of FP17s for the same patient ID Re-attending between 3 & 9 months - Children	80	127	63.0%	60.1%	61.3%	58.9%
% of FP17s for the same patient ID Re-attending between 3 & 9 months - Adults	96	163	58.9%	50.5%	52.1%	50.8%
% of FP17s for Band 1 Urgent Courses	28	276	10.1%	10.1%	9.5%	9.1%
% of FP17s Relating to Free Repair or Replacements	0	276	0.0%	0.9%	0.6%	0.8%
% of FP17s Relating to Continuations	3	276	1.1%	1.0%	0.8%	0.9%
% of Patients satisfied with the dentistry they have received	1	1	N/A	93.2%	92.4%	92.5%
% of Patients satisfied with the time they had to wait for an appointment	1	1	N/A	84.5%	86.3%	87.0%

* This is based on patients treated on this contract for their most recent course of treatment. Figures in italics indicate the base number of FP17s or Patient Questionnaire responses are less than 100. N/A is shown where the base number of responses is less than 10 during the period. % is calculated as Quantity/Base number*100

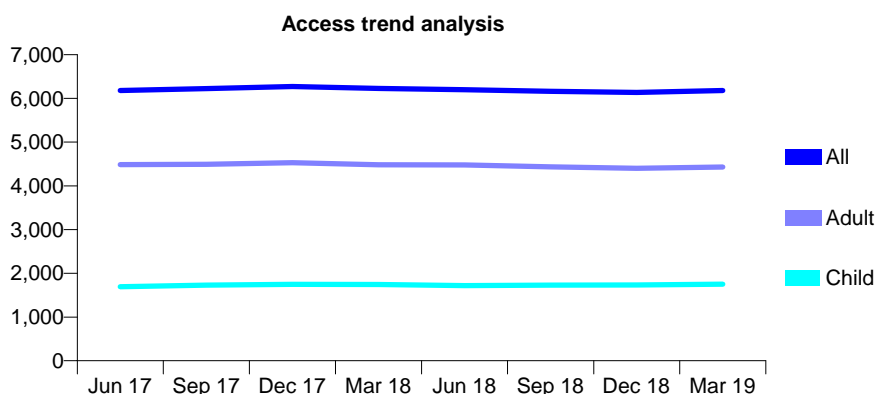
Q66 - Vital Signs At a Glance Contract Report for 852813/0001 - March 2019

Name or company name	MR R KRIEL
Contract type name	GDS Contract
Purpose of contract	General
Contract start date	01/07/2006
Contract end date	31/03/2019

18/19 Contracted general activity (UDA)	17,818
Carry forward general activity (UDA)	9
18/19 Contracted orthodontic activity (UOA)	0
Carry forward orthodontic activity (UOA)	0
Baseline contract value	£475,932.84

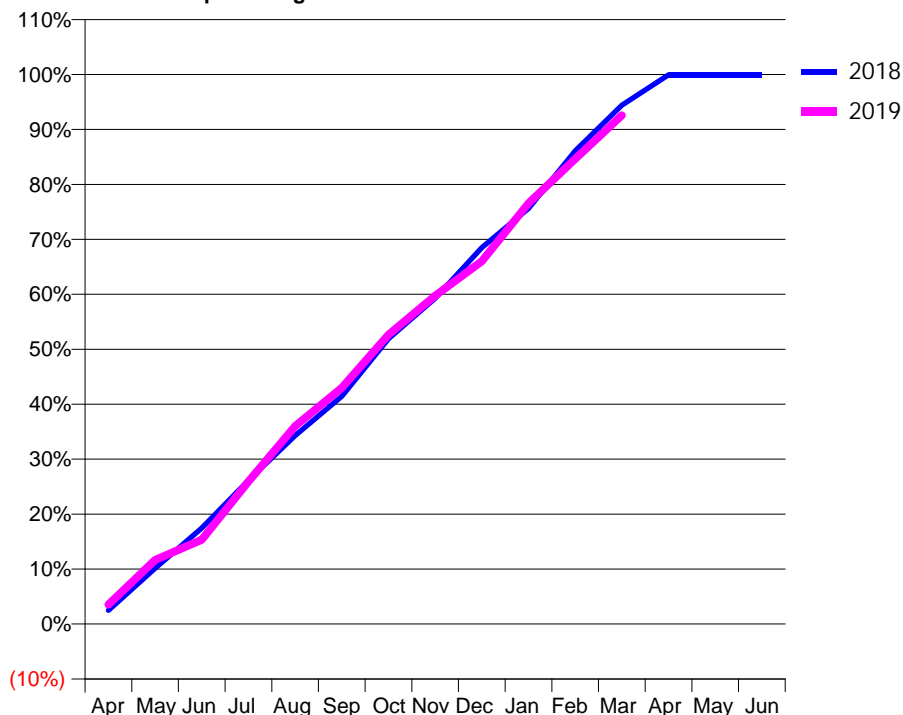
ACCESS*

Patients seen in 24 months	Total	Change since previous quarter
Quarter ending March 2018	6,226	
Quarter ending June 2018	6,198	→
Quarter ending September 2018	6,163	→
Quarter ending December 2018	6,134	→
Quarter ending March 2019	6,182	→
Variance since March 2018	(0.7%)	→



ACTIVITY

Cumulative percentage of contracted UDA delivered 2018 & 2019



Adjusted Scheduled Activity (UDA)

Month	2018	2019
April	443	633
May	1,809	2,079
June	3,110	2,732
July	4,660	4,619
August	6,111	6,415
September	7,382	7,654
October	9,250	9,379
November	10,561	10,643
December	12,200	11,762
January	13,475	13,640
February	15,338	15,081
March	16,816	16,495
April	17,808	
May	17,809	
June	17,809	

QUALITY

	Quantity	Base Number	Contract	AT	Region	England
% of FP17s for the same patient ID Re-attending within 3 months - Children	232	3,074	7.5%	9.4%	11.3%	11.8%
% of FP17s for the same patient ID Re-attending within 3 months - Adults	665	6,382	10.4%	14.0%	15.4%	15.7%
% of FP17s for the same patient ID Re-attending between 3 & 9 months - Children	2,189	3,074	71.2%	60.1%	61.3%	58.9%
% of FP17s for the same patient ID Re-attending between 3 & 9 months - Adults	3,766	6,382	59.0%	50.5%	52.1%	50.8%
% of FP17s for Band 1 Urgent Courses	341	9,059	3.8%	10.1%	9.5%	9.1%
% of FP17s Relating to Free Repair or Replacements	58	9,059	0.6%	0.9%	0.6%	0.8%
% of FP17s Relating to Continuations	31	9,059	0.3%	1.0%	0.8%	0.9%
% of Patients satisfied with the dentistry they have received	7	7	N/A	93.2%	92.4%	92.5%
% of Patients satisfied with the time they had to wait for an appointment	7	7	N/A	84.5%	86.3%	87.0%

* This is based on patients treated on this contract for their most recent course of treatment.

Figures in italics indicate the base number of FP17s or Patient Questionnaire responses are less than 100. N/A is shown where the base number of responses is less than 10 during the period. % is calculated as Quantity/Base number*100

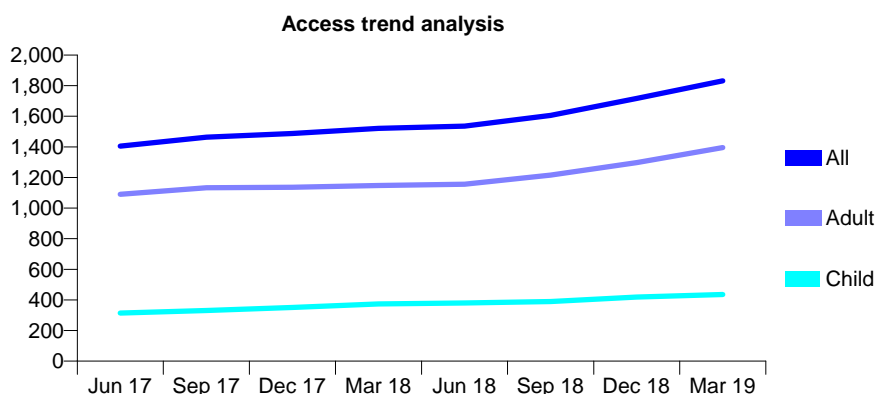
Q66 - Vital Signs At a Glance Contract Report for 861227/0001 - March 2019

Name or company name	MR GG ERICS
Contract type name	GDS Contract
Purpose of contract	General
Contract start date	15/12/2013
Contract end date	

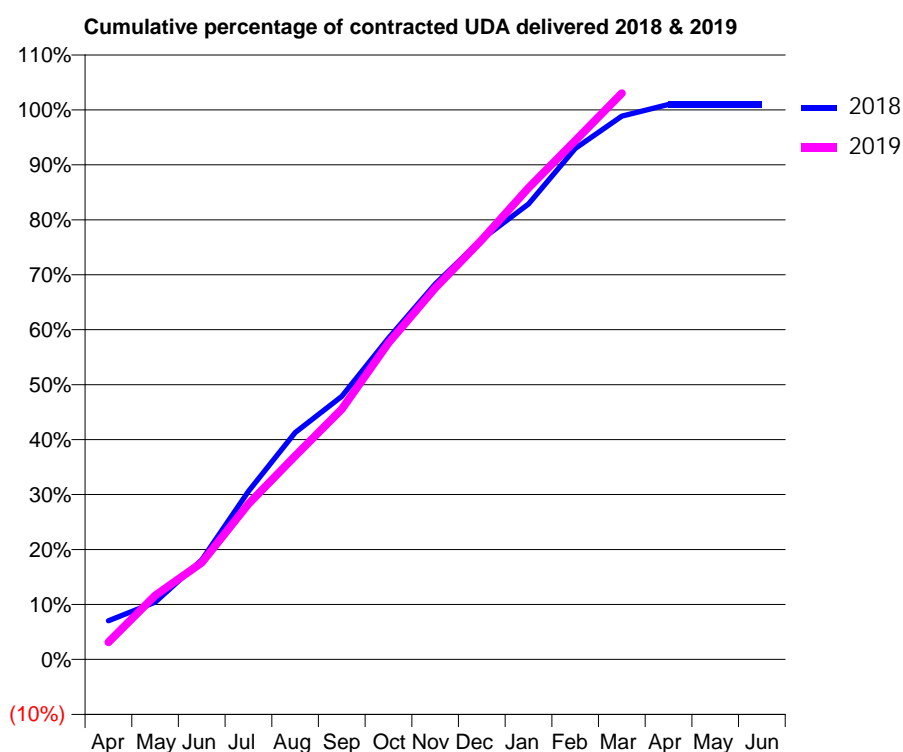
18/19 Contracted general activity (UDA)	9,000
Carry forward general activity (UDA)	-95
18/19 Contracted orthodontic activity (UOA)	0
Carry forward orthodontic activity (UOA)	0
Baseline contract value	£237,641.50

ACCESS*

Patients seen in 24 months	Total	Change since previous quarter
Quarter ending March 2018	1,521	
Quarter ending June 2018	1,536	→
Quarter ending September 2018	1,606	↑
Quarter ending December 2018	1,716	↑
Quarter ending March 2019	1,831	↑
Variance since March 2018	20.4%	↑



ACTIVITY



Month	Adjusted Scheduled Activity (UDA)	
	2018	2019
April	675	283
May	1,000	1,048
June	1,736	1,585
July	2,937	2,547
August	3,963	3,335
September	4,595	4,099
October	5,612	5,184
November	6,557	6,081
December	7,340	6,869
January	7,955	7,723
February	8,927	8,494
March	9,491	9,271
April	9,695	
May	9,695	
June	9,695	

QUALITY

	Quantity	Base Number	Contract	AT	Region	England
% of FP17s for the same patient ID Re-attending within 3 months - Children	36	500	7.2%	9.4%	11.3%	11.8%
% of FP17s for the same patient ID Re-attending within 3 months - Adults	257	1,735	14.8%	14.0%	15.4%	15.7%
% of FP17s for the same patient ID Re-attending between 3 & 9 months - Children	191	500	38.2%	60.1%	61.3%	58.9%
% of FP17s for the same patient ID Re-attending between 3 & 9 months - Adults	704	1,735	40.6%	50.5%	52.1%	50.8%
% of FP17s for Band 1 Urgent Courses	38	2,180	1.7%	10.1%	9.5%	9.1%
% of FP17s Relating to Free Repair or Replacements	26	2,180	1.2%	0.9%	0.6%	0.8%
% of FP17s Relating to Continuations	38	2,180	1.7%	1.0%	0.8%	0.9%
% of Patients satisfied with the dentistry they have received	2	2	N/A	93.2%	92.4%	92.5%
% of Patients satisfied with the time they had to wait for an appointment	2	2	N/A	84.5%	86.3%	87.0%

* This is based on patients treated on this contract for their most recent course of treatment. Figures in italics indicate the base number of FP17s or Patient Questionnaire responses are less than 100. N/A is shown where the base number of responses is less than 10 during the period. % is calculated as Quantity/Base number*100

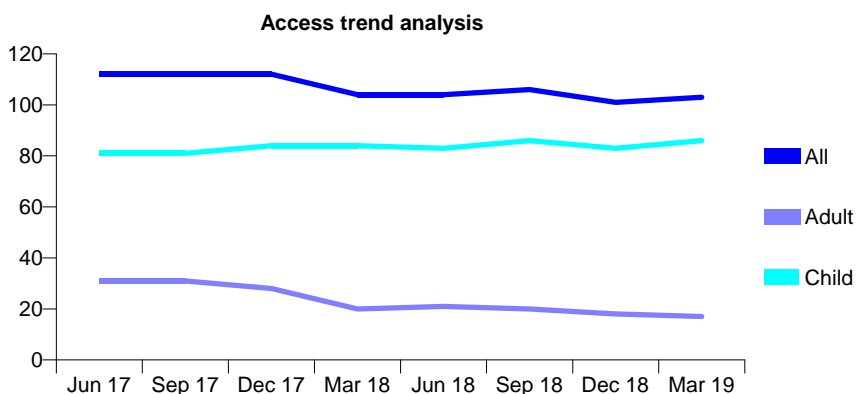
Q66 - Vital Signs At a Glance Contract Report for 906328/0001 - March 2019

Name or company name	MR DA JONES
Contract type name	GDS Contract
Purpose of contract	General
Contract start date	01/04/2006
Contract end date	

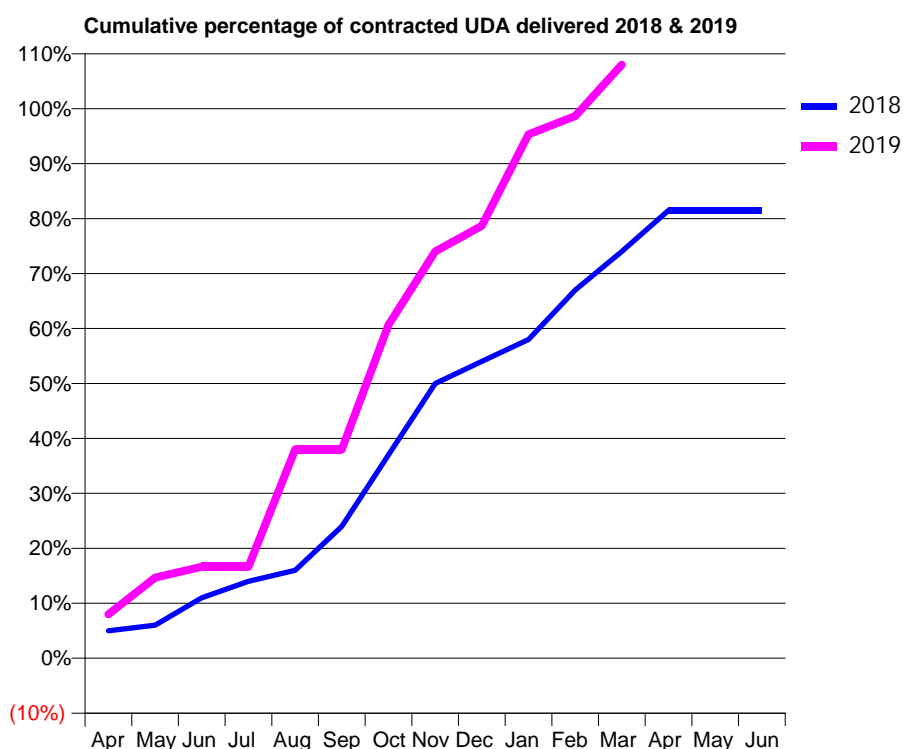
18/19 Contracted general activity (UDA)	150
Carry forward general activity (UDA)	0
18/19 Contracted orthodontic activity (UOA)	0
Carry forward orthodontic activity (UOA)	0
Baseline contract value	£3,784.52

ACCESS*

Patients seen in 24 months	Total	Change since previous quarter
Quarter ending March 2018	104	
Quarter ending June 2018	104	→
Quarter ending September 2018	106	→
Quarter ending December 2018	101	↓
Quarter ending March 2019	103	→
Variance since March 2018	(1.0%)	→



ACTIVITY



Month	2018	2019
April	10	12
May	12	22
June	22	25
July	28	25
August	32	57
September	48	57
October	74	91
November	100	111
December	108	118
January	116	143
February	134	148
March	148	162
April	163	
May	163	
June	163	

QUALITY

	Quantity	Base Number	Contract	AT	Region	England
% of FP17s for the same patient ID Re-attending within 3 months - Children	9	131	6.9%	9.4%	11.3%	11.8%
% of FP17s for the same patient ID Re-attending within 3 months - Adults	0	8	0.0%	14.0%	15.4%	15.7%
% of FP17s for the same patient ID Re-attending between 3 & 9 months - Children	70	131	53.4%	60.1%	61.3%	58.9%
% of FP17s for the same patient ID Re-attending between 3 & 9 months - Adults	2	8	25.0%	50.5%	52.1%	50.8%
% of FP17s for Band 1 Urgent Courses	0	128	0.0%	10.1%	9.5%	9.1%
% of FP17s Relating to Free Repair or Replacements	0	128	0.0%	0.9%	0.6%	0.8%
% of FP17s Relating to Continuations	7	128	5.5%	1.0%	0.8%	0.9%
% of Patients satisfied with the dentistry they have received	0	0	N/A	93.2%	92.4%	92.5%
% of Patients satisfied with the time they had to wait for an appointment	0	0	N/A	84.5%	86.3%	87.0%

* This is based on patients treated on this contract for their most recent course of treatment.

Figures in italics indicate the base number of FP17s or Patient Questionnaire responses are less than 100. N/A is shown where the base number of responses is less than 10 during the period. % is calculated as Quantity/Base number*100

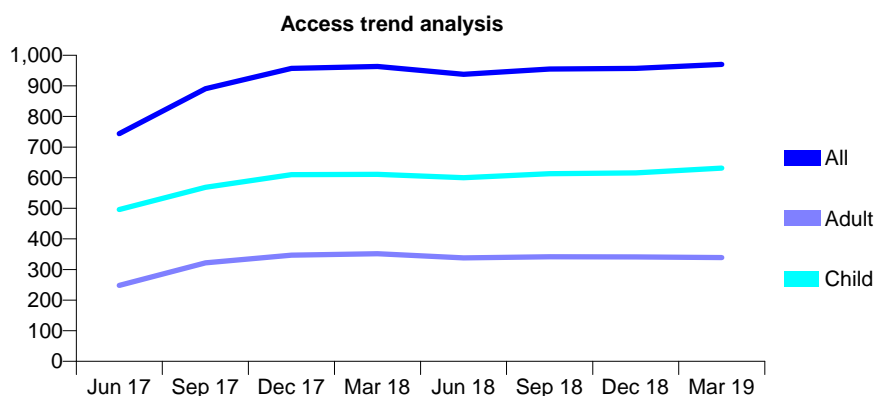
Q66 - Vital Signs At a Glance Contract Report for 907278/0001 - March 2019

Name or company name	Whitehall Dental Practice
Contract type name	GDS Contract
Purpose of contract	General
Contract start date	01/04/2006
Contract end date	

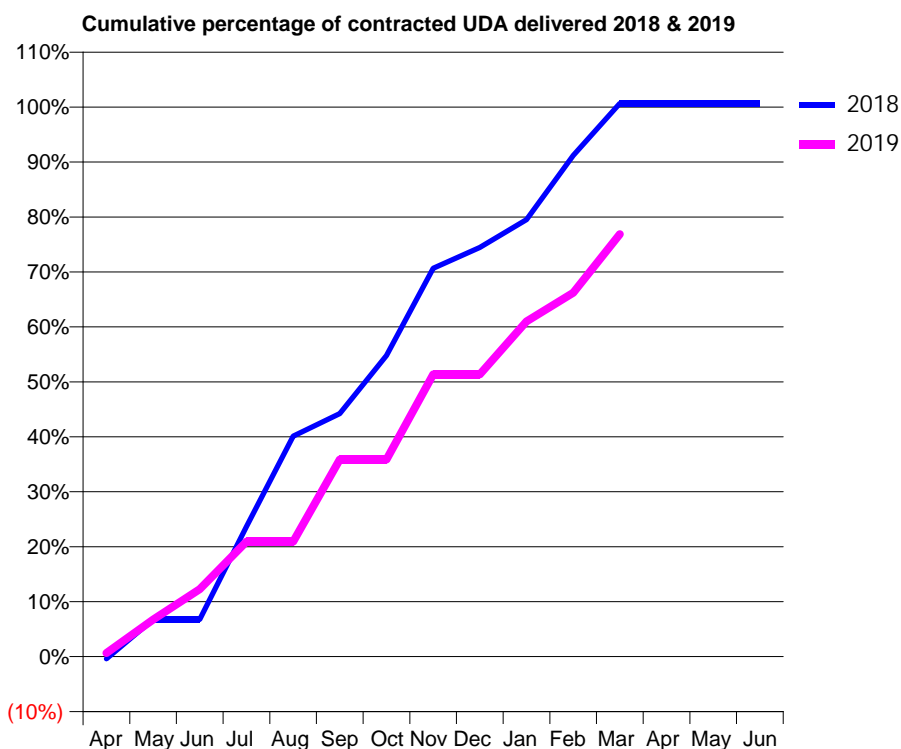
18/19 Contracted general activity (UDA)	3,100
Carry forward general activity (UDA)	-21
18/19 Contracted orthodontic activity (UOA)	0
Carry forward orthodontic activity (UOA)	0
Baseline contract value	£82,110.64

ACCESS*

Patients seen in 24 months	Total	Change since previous quarter
Quarter ending March 2018	963	
Quarter ending June 2018	938	↓
Quarter ending September 2018	955	→
Quarter ending December 2018	957	→
Quarter ending March 2019	970	→
Variance since March 2018	0.7%	→



ACTIVITY



Month	Adjusted Scheduled Activity (UDA)	
	2018	2019
April	-13	21
May	211	209
June	211	381
July	734	649
August	1,244	649
September	1,371	1,113
October	1,699	1,113
November	2,191	1,592
December	2,308	1,592
January	2,465	1,891
February	2,827	2,053
March	3,121	2,383
April	3,121	
May	3,121	
June	3,121	

QUALITY

	Quantity	Base Number	Contract	AT	Region	England
% of FP17s for the same patient ID Re-attending within 3 months - Children	67	1,001	6.7%	9.4%	11.3%	11.8%
% of FP17s for the same patient ID Re-attending within 3 months - Adults	96	375	25.6%	14.0%	15.4%	15.7%
% of FP17s for the same patient ID Re-attending between 3 & 9 months - Children	679	1,001	67.8%	60.1%	61.3%	58.9%
% of FP17s for the same patient ID Re-attending between 3 & 9 months - Adults	191	375	50.9%	50.5%	52.1%	50.8%
% of FP17s for Band 1 Urgent Courses	68	1,376	4.9%	10.1%	9.5%	9.1%
% of FP17s Relating to Free Repair or Replacements	0	1,376	0.0%	0.9%	0.6%	0.8%
% of FP17s Relating to Continuations	27	1,376	2.0%	1.0%	0.8%	0.9%
% of Patients satisfied with the dentistry they have received	1	1	N/A	93.2%	92.4%	92.5%
% of Patients satisfied with the time they had to wait for an appointment	1	1	N/A	84.5%	86.3%	87.0%

* This is based on patients treated on this contract for their most recent course of treatment. Figures in italics indicate the base number of FP17s or Patient Questionnaire responses are less than 100. N/A is shown where the base number of responses is less than 10 during the period. % is calculated as Quantity/Base number*100

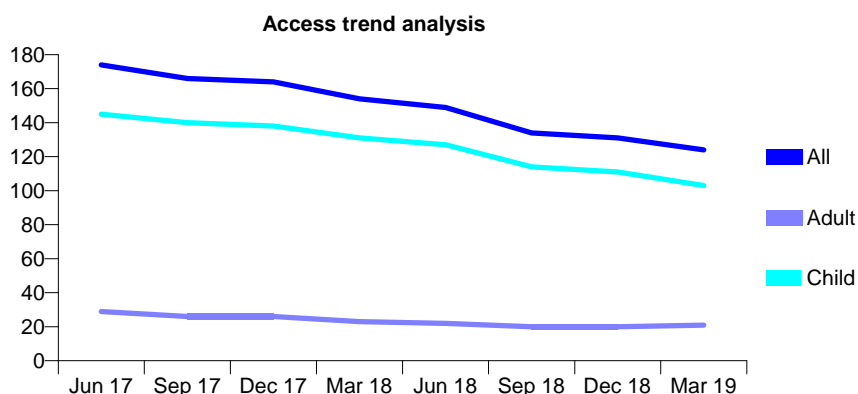
Q66 - Vital Signs At a Glance Contract Report for 912336/0001 - March 2019

Name or company name	MRS ML ROBERTS
Contract type name	GDS Contract
Purpose of contract	General
Contract start date	01/04/2006
Contract end date	

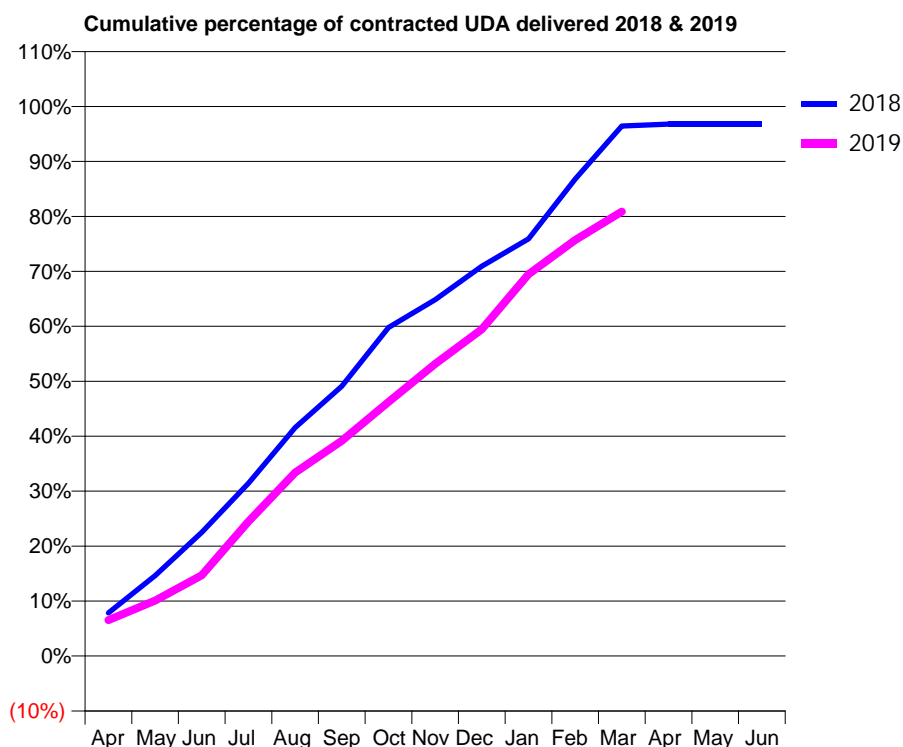
18/19 Contracted general activity (UDA)	260
Carry forward general activity (UDA)	9
18/19 Contracted orthodontic activity (UOA)	0
Carry forward orthodontic activity (UOA)	0
Baseline contract value	£6,553.48

ACCESS*

Patients seen in 24 months	Total	Change since previous quarter
Quarter ending March 2018	154	
Quarter ending June 2018	149	↓
Quarter ending September 2018	134	↓
Quarter ending December 2018	131	↓
Quarter ending March 2019	124	↓
Variance since March 2018	(19.5%)	↓



ACTIVITY



Month	Adjusted Scheduled Activity (UDA)	
	2018	2019
April	22	17
May	41	26
June	63	38
July	88	64
August	116	87
September	137	102
October	167	120
November	182	138
December	199	155
January	213	181
February	243	197
March	270	210
April	271	
May	271	
June	271	

QUALITY

	Quantity	Base Number	Contract	AT	Region	England
% of FP17s for the same patient ID Re-attending within 3 months - Children	12	172	7.0%	9.4%	11.3%	11.8%
% of FP17s for the same patient ID Re-attending within 3 months - Adults	2	12	16.7%	14.0%	15.4%	15.7%
% of FP17s for the same patient ID Re-attending between 3 & 9 months - Children	122	172	70.9%	60.1%	61.3%	58.9%
% of FP17s for the same patient ID Re-attending between 3 & 9 months - Adults	8	12	66.7%	50.5%	52.1%	50.8%
% of FP17s for Band 1 Urgent Courses	11	183	6.0%	10.1%	9.5%	9.1%
% of FP17s Relating to Free Repair or Replacements	0	183	0.0%	0.9%	0.6%	0.8%
% of FP17s Relating to Continuations	0	183	0.0%	1.0%	0.8%	0.9%
% of Patients satisfied with the dentistry they have received	0	0	N/A	93.2%	92.4%	92.5%
% of Patients satisfied with the time they had to wait for an appointment	0	0	N/A	84.5%	86.3%	87.0%

* This is based on patients treated on this contract for their most recent course of treatment. Figures in italics indicate the base number of FP17s or Patient Questionnaire responses are less than 100. N/A is shown where the base number of responses is less than 10 during the period. % is calculated as Quantity/Base number*100

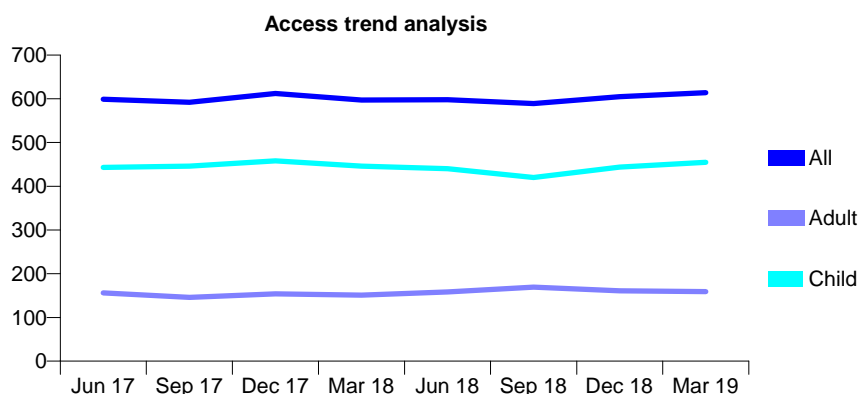
Q66 - Vital Signs At a Glance Contract Report for 913340/0001 - March 2019

Name or company name	Park Chambers Dental Practice
Contract type name	GDS Contract
Purpose of contract	General
Contract start date	01/04/2006
Contract end date	

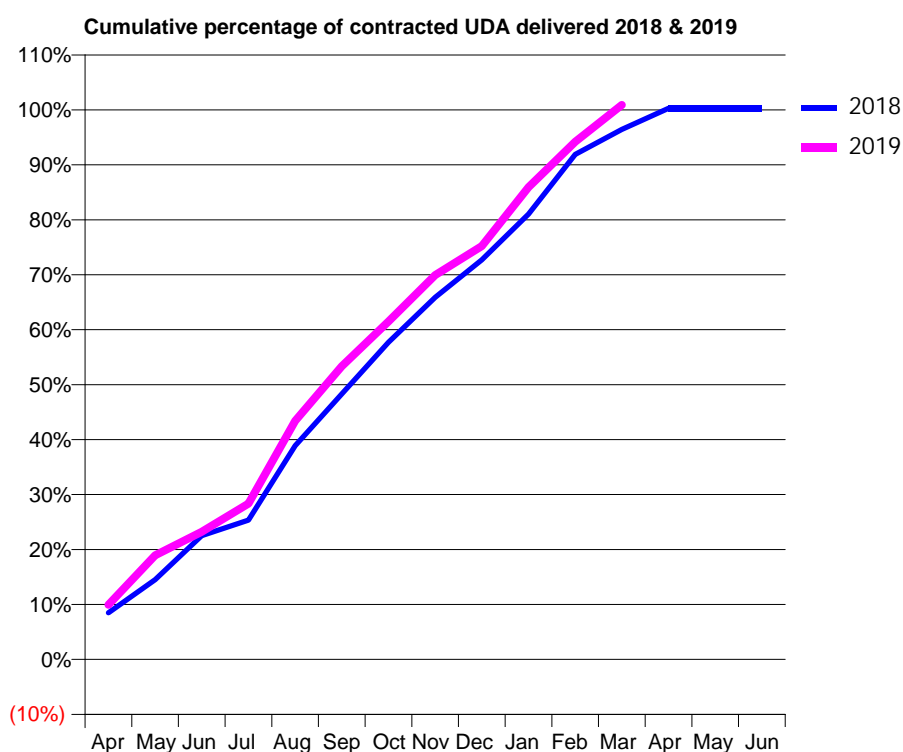
18/19 Contracted general activity (UDA)	1,105
Carry forward general activity (UDA)	-3
18/19 Contracted orthodontic activity (UOA)	0
Carry forward orthodontic activity (UOA)	0
Baseline contract value	£35,413.88

ACCESS*

Patients seen in 24 months	Total	Change since previous quarter
Quarter ending March 2018	597	
Quarter ending June 2018	598	→
Quarter ending September 2018	589	↓
Quarter ending December 2018	605	↑
Quarter ending March 2019	614	→
Variance since March 2018	2.8%	↑



ACTIVITY



Month	2018	2019
April	94	110
May	160	209
June	249	257
July	280	313
August	430	480
September	534	589
October	638	679
November	728	773
December	803	831
January	896	949
February	1,015	1,041
March	1,066	1,115
April	1,108	
May	1,108	
June	1,108	

QUALITY

	Quantity	Base Number	Contract	AT	Region	England
% of FP17s for the same patient ID Re-attending within 3 months - Children	29	681	4.3%	9.4%	11.3%	11.8%
% of FP17s for the same patient ID Re-attending within 3 months - Adults	3	134	2.2%	14.0%	15.4%	15.7%
% of FP17s for the same patient ID Re-attending between 3 & 9 months - Children	425	681	62.4%	60.1%	61.3%	58.9%
% of FP17s for the same patient ID Re-attending between 3 & 9 months - Adults	75	134	56.0%	50.5%	52.1%	50.8%
% of FP17s for Band 1 Urgent Courses	34	786	4.3%	10.1%	9.5%	9.1%
% of FP17s Relating to Free Repair or Replacements	0	786	0.0%	0.9%	0.6%	0.8%
% of FP17s Relating to Continuations	1	786	0.1%	1.0%	0.8%	0.9%
% of Patients satisfied with the dentistry they have received	0	0	N/A	93.2%	92.4%	92.5%
% of Patients satisfied with the time they had to wait for an appointment	0	0	N/A	84.5%	86.3%	87.0%

* This is based on patients treated on this contract for their most recent course of treatment. Figures in italics indicate the base number of FP17s or Patient Questionnaire responses are less than 100. N/A is shown where the base number of responses is less than 10 during the period. % is calculated as Quantity/Base number*100

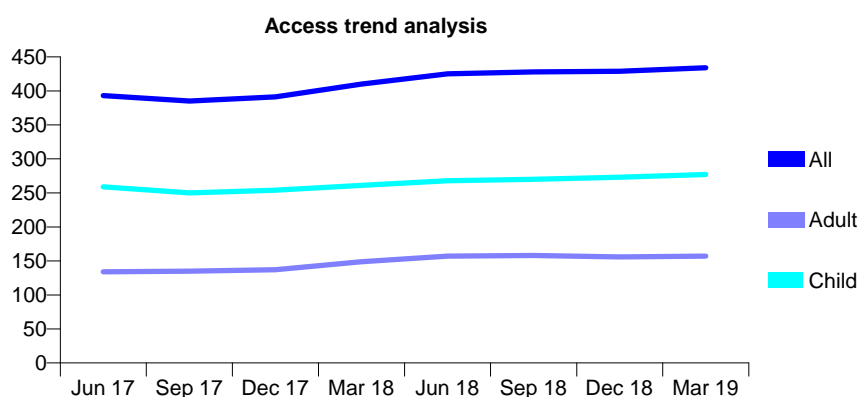
Q66 - Vital Signs At a Glance Contract Report for 920444/0001 - March 2019

Name or company name	MR DG O'HALLORAN
Contract type name	GDS Contract
Purpose of contract	General
Contract start date	01/04/2006
Contract end date	

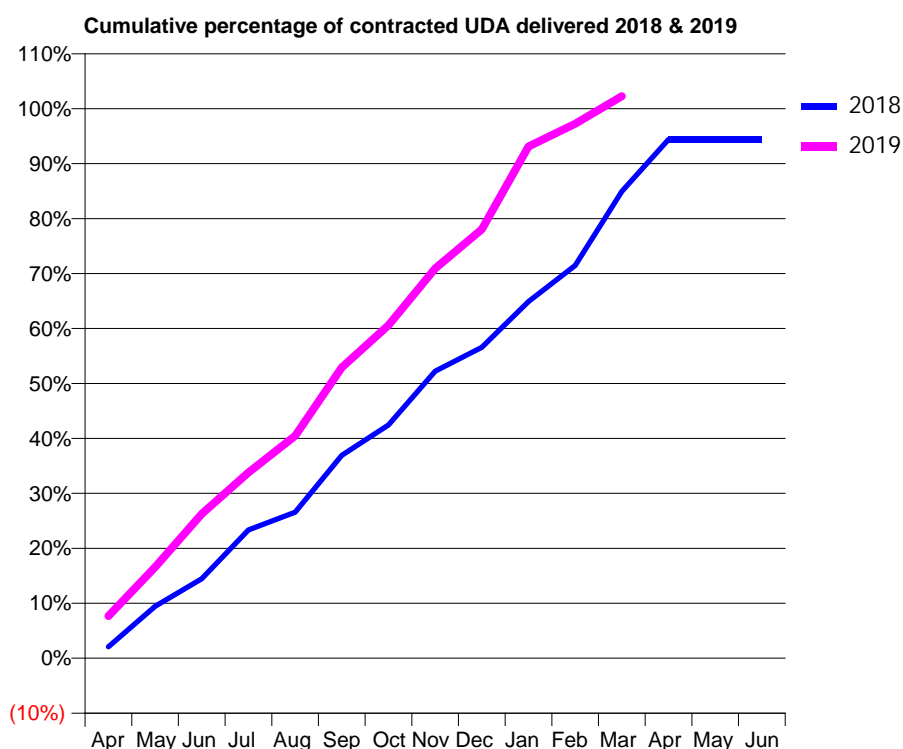
18/19 Contracted general activity (UDA)	900
Carry forward general activity (UDA)	0
18/19 Contracted orthodontic activity (UOA)	0
Carry forward orthodontic activity (UOA)	0
Baseline contract value	£26,648.85

ACCESS*

Patients seen in 24 months	Total	Change since previous quarter
Quarter ending March 2018	410	
Quarter ending June 2018	425	↑
Quarter ending September 2018	428	→
Quarter ending December 2018	429	→
Quarter ending March 2019	434	→
Variance since March 2018	5.9%	↑



ACTIVITY



Adjusted Scheduled Activity (UDA)		
Month	2018	2019
April	19	69
May	85	149
June	130	236
July	210	304
August	239	364
September	332	476
October	382	545
November	470	638
December	509	702
January	584	838
February	643	875
March	765	920
April	850	
May	850	
June	850	

QUALITY

	Quantity	Base Number	Contract	AT	Region	England
% of FP17s for the same patient ID Re-attending within 3 months - Children	16	468	3.4%	9.4%	11.3%	11.8%
% of FP17s for the same patient ID Re-attending within 3 months - Adults	6	162	3.7%	14.0%	15.4%	15.7%
% of FP17s for the same patient ID Re-attending between 3 & 9 months - Children	365	468	78.0%	60.1%	61.3%	58.9%
% of FP17s for the same patient ID Re-attending between 3 & 9 months - Adults	85	162	52.5%	50.5%	52.1%	50.8%
% of FP17s for Band 1 Urgent Courses	1	597	0.2%	10.1%	9.5%	9.1%
% of FP17s Relating to Free Repair or Replacements	0	597	0.0%	0.9%	0.6%	0.8%
% of FP17s Relating to Continuations	0	597	0.0%	1.0%	0.8%	0.9%
% of Patients satisfied with the dentistry they have received	0	0	N/A	93.2%	92.4%	92.5%
% of Patients satisfied with the time they had to wait for an appointment	0	0	N/A	84.5%	86.3%	87.0%

* This is based on patients treated on this contract for their most recent course of treatment.

Figures in italics indicate the base number of FP17s or Patient Questionnaire responses are less than 100. N/A is shown where the base number of responses is less than 10 during the period. % is calculated as Quantity/Base number*100

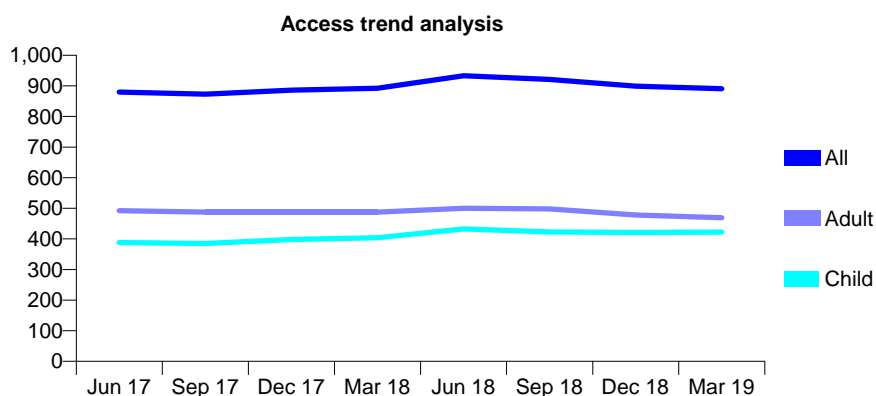
Q66 - Vital Signs At a Glance Contract Report for 925179/0001 - March 2019

Name or company name	MR MJ GOATMAN
Contract type name	GDS Contract
Purpose of contract	General
Contract start date	01/04/2006
Contract end date	

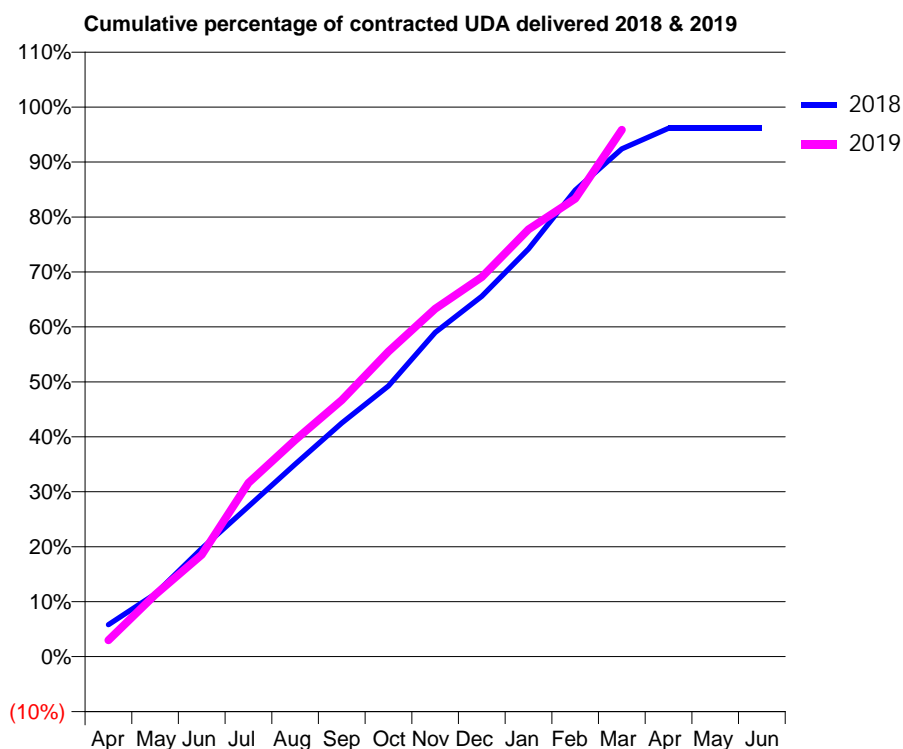
18/19 Contracted general activity (UDA)	2,216
Carry forward general activity (UDA)	85
18/19 Contracted orthodontic activity (UOA)	0
Carry forward orthodontic activity (UOA)	0
Baseline contract value	£50,031.24

ACCESS*

Patients seen in 24 months	Total	Change since previous quarter
Quarter ending March 2018	892	
Quarter ending June 2018	933	↑
Quarter ending September 2018	921	↓
Quarter ending December 2018	899	↓
Quarter ending March 2019	891	→
Variance since March 2018	(0.1%)	→



ACTIVITY



Month	Adjusted Scheduled Activity (UDA)	
	2018	2019
April	129	67
May	253	250
June	436	411
July	606	700
August	776	874
September	942	1,034
October	1,092	1,231
November	1,307	1,403
December	1,453	1,531
January	1,644	1,723
February	1,881	1,847
March	2,048	2,124
April	2,131	
May	2,131	
June	2,131	

QUALITY

	Quantity	Base Number	Contract	AT	Region	England
% of FP17s for the same patient ID Re-attending within 3 months - Children	22	593	3.7%	9.4%	11.3%	11.8%
% of FP17s for the same patient ID Re-attending within 3 months - Adults	105	638	16.5%	14.0%	15.4%	15.7%
% of FP17s for the same patient ID Re-attending between 3 & 9 months - Children	376	593	63.4%	60.1%	61.3%	58.9%
% of FP17s for the same patient ID Re-attending between 3 & 9 months - Adults	343	638	53.8%	50.5%	52.1%	50.8%
% of FP17s for Band 1 Urgent Courses	63	1,198	5.3%	10.1%	9.5%	9.1%
% of FP17s Relating to Free Repair or Replacements	1	1,198	0.1%	0.9%	0.6%	0.8%
% of FP17s Relating to Continuations	0	1,198	0.0%	1.0%	0.8%	0.9%
% of Patients satisfied with the dentistry they have received	0	0	N/A	93.2%	92.4%	92.5%
% of Patients satisfied with the time they had to wait for an appointment	0	0	N/A	84.5%	86.3%	87.0%

* This is based on patients treated on this contract for their most recent course of treatment. Figures in italics indicate the base number of FP17s or Patient Questionnaire responses are less than 100. N/A is shown where the base number of responses is less than 10 during the period. % is calculated as Quantity/Base number*100

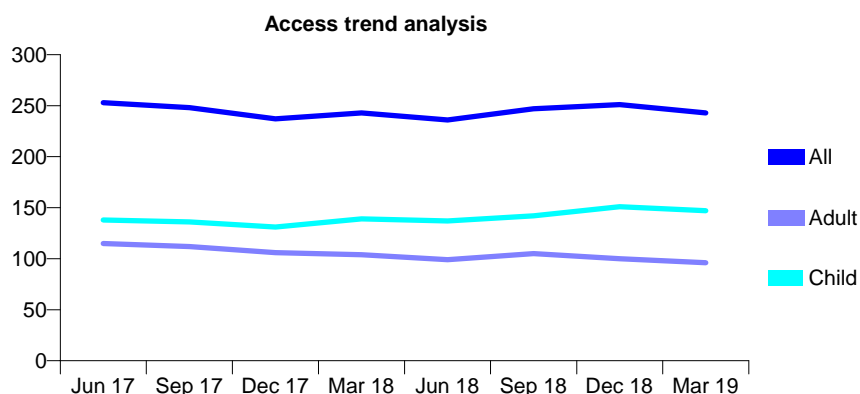
Q66 - Vital Signs At a Glance Contract Report for 926949/0001 - March 2019

Name or company name	MRS P SELLEY
Contract type name	GDS Contract
Purpose of contract	General
Contract start date	01/04/2006
Contract end date	

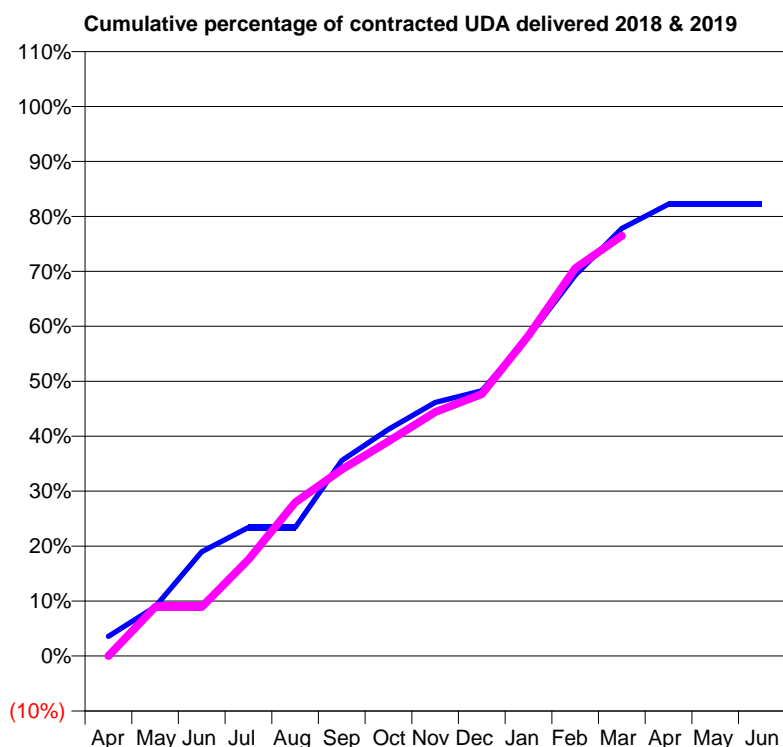
18/19 Contracted general activity (UDA)	900
Carry forward general activity (UDA)	0
18/19 Contracted orthodontic activity (UOA)	0
Carry forward orthodontic activity (UOA)	0
Baseline contract value	£29,814.74

ACCESS*

Patients seen in 24 months	Total	Change since previous quarter
Quarter ending March 2018	243	
Quarter ending June 2018	236	↓
Quarter ending September 2018	247	↑
Quarter ending December 2018	251	→
Quarter ending March 2019	243	↓
Variance since March 2018	0.0%	→



ACTIVITY



Month	Adjusted Scheduled Activity (UDA)	
	2018	2019
April	32	0
May	81	80
June	171	80
July	211	158
August	211	251
September	320	305
October	371	352
November	415	400
December	435	429
January	523	525
February	624	635
March	700	688
April	740	
May	740	
June	740	

QUALITY

	Quantity	Base Number	Contract	AT	Region	England
% of FP17s for the same patient ID Re-attending within 3 months - Children	6	213	2.8%	9.4%	11.3%	11.8%
% of FP17s for the same patient ID Re-attending within 3 months - Adults	7	112	6.3%	14.0%	15.4%	15.7%
% of FP17s for the same patient ID Re-attending between 3 & 9 months - Children	122	213	57.3%	60.1%	61.3%	58.9%
% of FP17s for the same patient ID Re-attending between 3 & 9 months - Adults	64	112	57.1%	50.5%	52.1%	50.8%
% of FP17s for Band 1 Urgent Courses	10	315	3.2%	10.1%	9.5%	9.1%
% of FP17s Relating to Free Repair or Replacements	0	315	0.0%	0.9%	0.6%	0.8%
% of FP17s Relating to Continuations	0	315	0.0%	1.0%	0.8%	0.9%
% of Patients satisfied with the dentistry they have received	0	0	N/A	93.2%	92.4%	92.5%
% of Patients satisfied with the time they had to wait for an appointment	0	0	N/A	84.5%	86.3%	87.0%

* This is based on patients treated on this contract for their most recent course of treatment. Figures in italics indicate the base number of FP17s or Patient Questionnaire responses are less than 100. N/A is shown where the base number of responses is less than 10 during the period. % is calculated as Quantity/Base number*100

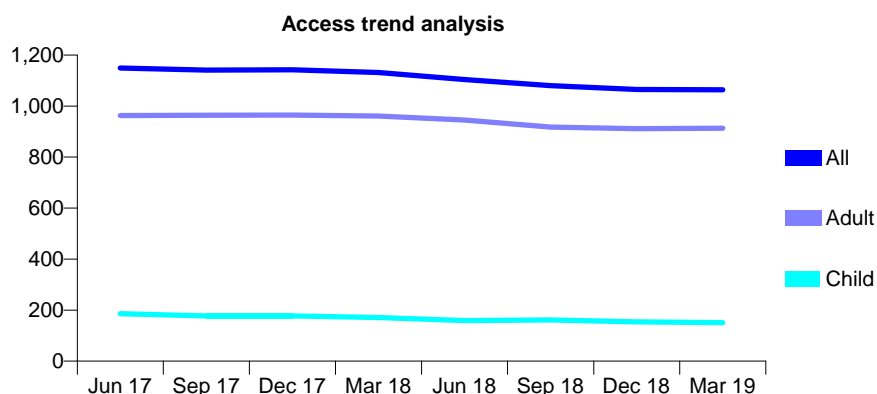
Q66 - Vital Signs At a Glance Contract Report for 933023/0001 - March 2019

Name or company name	MR M AZIZI
Contract type name	GDS Contract
Purpose of contract	General
Contract start date	01/04/2006
Contract end date	

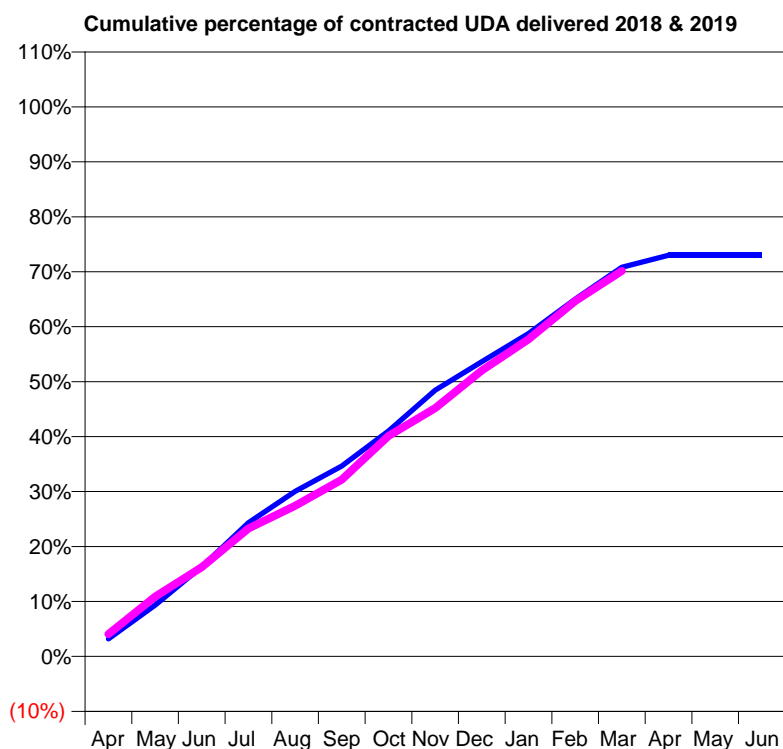
18/19 Contracted general activity (UDA)	4,600
Carry forward general activity (UDA)	0
18/19 Contracted orthodontic activity (UOA)	0
Carry forward orthodontic activity (UOA)	0
Baseline contract value	£108,624.15

ACCESS*

Patients seen in 24 months	Total	Change since previous quarter
Quarter ending March 2018	1,132	
Quarter ending June 2018	1,104	↓
Quarter ending September 2018	1,080	↓
Quarter ending December 2018	1,065	↓
Quarter ending March 2019	1,064	→
Variance since March 2018	(6.0%)	↓



ACTIVITY



Month	2018	2019
April	147	187
May	429	500
June	751	747
July	1,119	1,071
August	1,382	1,260
September	1,593	1,480
October	1,888	1,846
November	2,228	2,077
December	2,467	2,393
January	2,703	2,655
February	2,991	2,974
March	3,257	3,227
April	3,358	
May	3,358	
June	3,358	

QUALITY

	Quantity	Base Number	Contract	AT	Region	England
% of FP17s for the same patient ID Re-attending within 3 months - Children	16	241	6.6%	9.4%	11.3%	11.8%
% of FP17s for the same patient ID Re-attending within 3 months - Adults	222	1,557	14.3%	14.0%	15.4%	15.7%
% of FP17s for the same patient ID Re-attending between 3 & 9 months - Children	174	241	72.2%	60.1%	61.3%	58.9%
% of FP17s for the same patient ID Re-attending between 3 & 9 months - Adults	1,040	1,557	66.8%	50.5%	52.1%	50.8%
% of FP17s for Band 1 Urgent Courses	68	1,748	3.9%	10.1%	9.5%	9.1%
% of FP17s Relating to Free Repair or Replacements	0	1,748	0.0%	0.9%	0.6%	0.8%
% of FP17s Relating to Continuations	68	1,748	3.9%	1.0%	0.8%	0.9%
% of Patients satisfied with the dentistry they have received	1	1	N/A	93.2%	92.4%	92.5%
% of Patients satisfied with the time they had to wait for an appointment	1	1	N/A	84.5%	86.3%	87.0%

* This is based on patients treated on this contract for their most recent course of treatment. Figures in italics indicate the base number of FP17s or Patient Questionnaire responses are less than 100. N/A is shown where the base number of responses is less than 10 during the period. % is calculated as Quantity/Base number*100

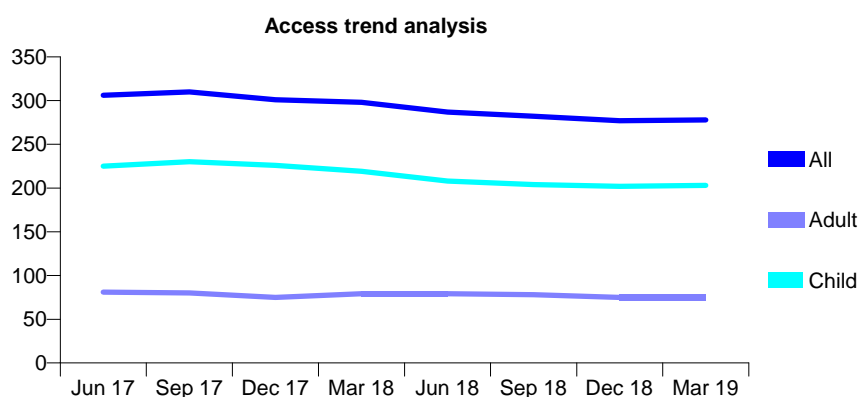
Q66 - Vital Signs At a Glance Contract Report for 953008/0001 - March 2019

Name or company name	MR RC EVANS
Contract type name	GDS Contract
Purpose of contract	General
Contract start date	01/09/2009
Contract end date	

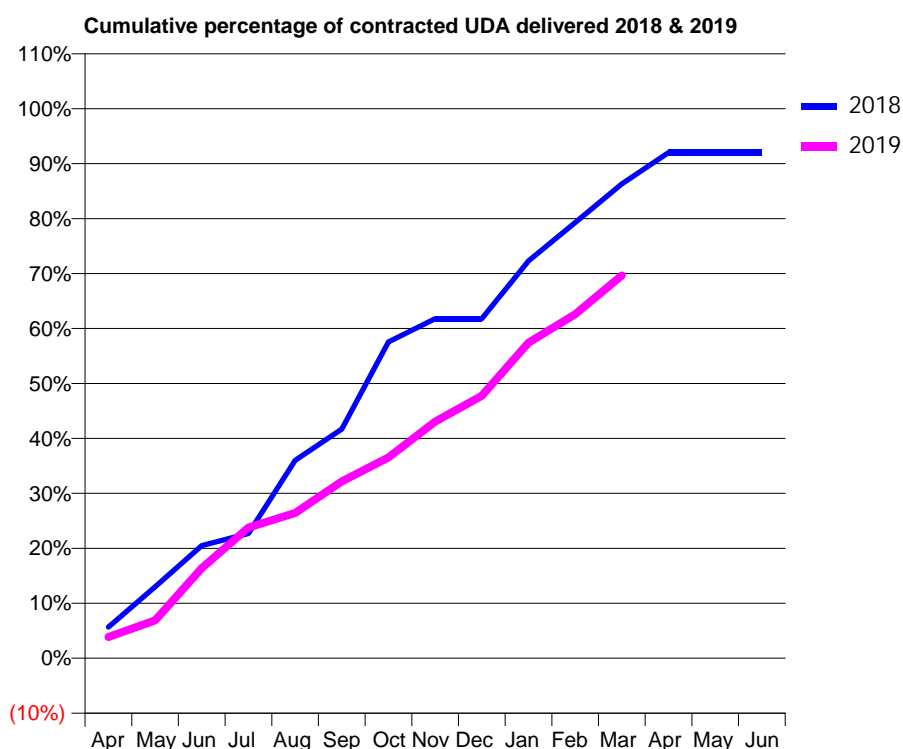
18/19 Contracted general activity (UDA)	600
Carry forward general activity (UDA)	0
18/19 Contracted orthodontic activity (UOA)	0
Carry forward orthodontic activity (UOA)	0
Baseline contract value	£16,073.49

ACCESS*

Patients seen in 24 months	Total	Change since previous quarter
Quarter ending March 2018	298	
Quarter ending June 2018	287	↓
Quarter ending September 2018	282	↓
Quarter ending December 2018	277	↓
Quarter ending March 2019	278	→
Variance since March 2018	(6.7%)	↓



ACTIVITY



Adjusted Scheduled Activity (UDA)		
Month	2018	2019
April	34	23
May	78	41
June	123	98
July	136	143
August	216	159
September	250	193
October	345	219
November	371	258
December	371	286
January	434	344
February	476	376
March	518	418
April	552	
May	552	
June	552	

QUALITY

	Quantity	Base Number	Contract	AT	Region	England
% of FP17s for the same patient ID Re-attending within 3 months - Children	23	282	8.2%	9.4%	11.3%	11.8%
% of FP17s for the same patient ID Re-attending within 3 months - Adults	2	55	3.6%	14.0%	15.4%	15.7%
% of FP17s for the same patient ID Re-attending between 3 & 9 months - Children	152	282	53.9%	60.1%	61.3%	58.9%
% of FP17s for the same patient ID Re-attending between 3 & 9 months - Adults	24	55	43.6%	50.5%	52.1%	50.8%
% of FP17s for Band 1 Urgent Courses	9	319	2.8%	10.1%	9.5%	9.1%
% of FP17s Relating to Free Repair or Replacements	0	319	0.0%	0.9%	0.6%	0.8%
% of FP17s Relating to Continuations	4	319	1.3%	1.0%	0.8%	0.9%
% of Patients satisfied with the dentistry they have received	0	0	N/A	93.2%	92.4%	92.5%
% of Patients satisfied with the time they had to wait for an appointment	0	0	N/A	84.5%	86.3%	87.0%

* This is based on patients treated on this contract for their most recent course of treatment.

Figures in italics indicate the base number of FP17s or Patient Questionnaire responses are less than 100. N/A is shown where the base number of responses is less than 10 during the period. % is calculated as Quantity/Base number*100

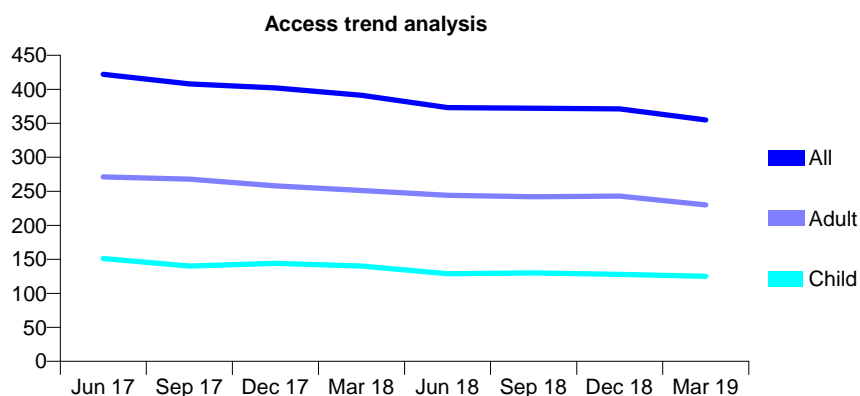
Q66 - Vital Signs At a Glance Contract Report for 985600/0001 - March 2019

Name or company name	MR A ZAHEDI SHALFOROUSH
Contract type name	GDS Contract
Purpose of contract	General
Contract start date	01/04/2006
Contract end date	

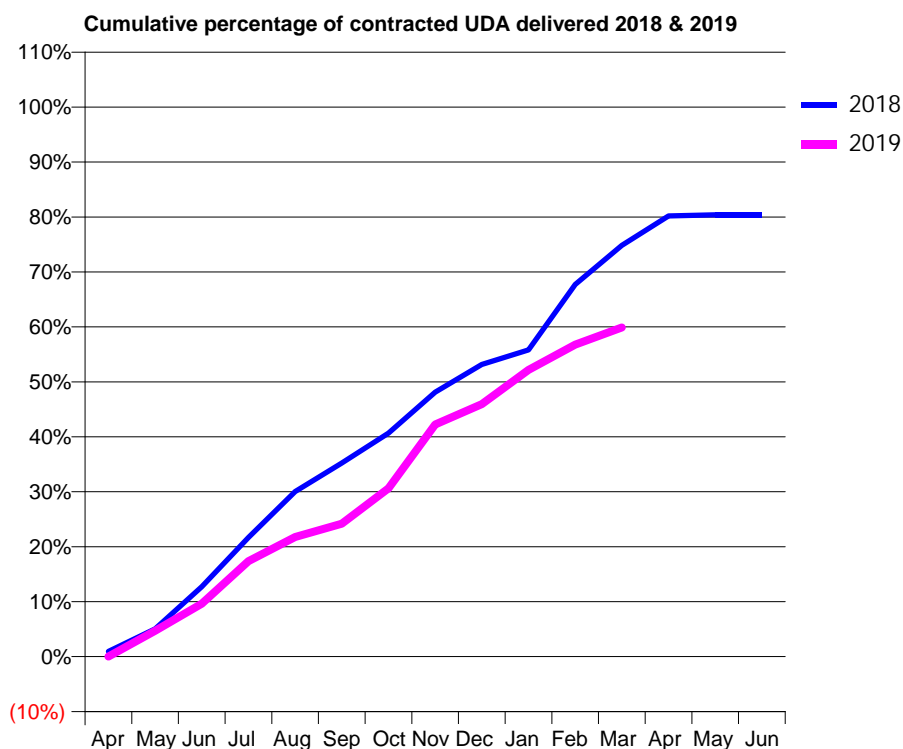
18/19 Contracted general activity (UDA)	1,957
Carry forward general activity (UDA)	0
18/19 Contracted orthodontic activity (UOA)	0
Carry forward orthodontic activity (UOA)	0
Baseline contract value	£51,557.92

ACCESS*

Patients seen in 24 months	Total	Change since previous quarter
Quarter ending March 2018	391	
Quarter ending June 2018	373	↓
Quarter ending September 2018	372	→
Quarter ending December 2018	371	→
Quarter ending March 2019	355	↓
Variance since March 2018	(9.2%)	↓



ACTIVITY



Month	Adjusted Scheduled Activity (UDA)	
	2018	2019
April	19	0
May	99	92
June	249	188
July	424	340
August	588	426
September	689	473
October	796	600
November	942	827
December	1,040	899
January	1,093	1,021
February	1,325	1,111
March	1,465	1,172
April	1,569	
May	1,573	
June	1,573	

QUALITY

	Quantity	Base Number	Contract	AT	Region	England
% of FP17s for the same patient ID Re-attending within 3 months - Children	51	288	17.7%	9.4%	11.3%	11.8%
% of FP17s for the same patient ID Re-attending within 3 months - Adults	60	339	17.7%	14.0%	15.4%	15.7%
% of FP17s for the same patient ID Re-attending between 3 & 9 months - Children	214	288	74.3%	60.1%	61.3%	58.9%
% of FP17s for the same patient ID Re-attending between 3 & 9 months - Adults	240	339	70.8%	50.5%	52.1%	50.8%
% of FP17s for Band 1 Urgent Courses	31	597	5.2%	10.1%	9.5%	9.1%
% of FP17s Relating to Free Repair or Replacements	0	597	0.0%	0.9%	0.6%	0.8%
% of FP17s Relating to Continuations	0	597	0.0%	1.0%	0.8%	0.9%
% of Patients satisfied with the dentistry they have received	1	1	N/A	93.2%	92.4%	92.5%
% of Patients satisfied with the time they had to wait for an appointment	1	1	N/A	84.5%	86.3%	87.0%

* This is based on patients treated on this contract for their most recent course of treatment. Figures in italics indicate the base number of FP17s or Patient Questionnaire responses are less than 100. N/A is shown where the base number of responses is less than 10 during the period. % is calculated as Quantity/Base number*100

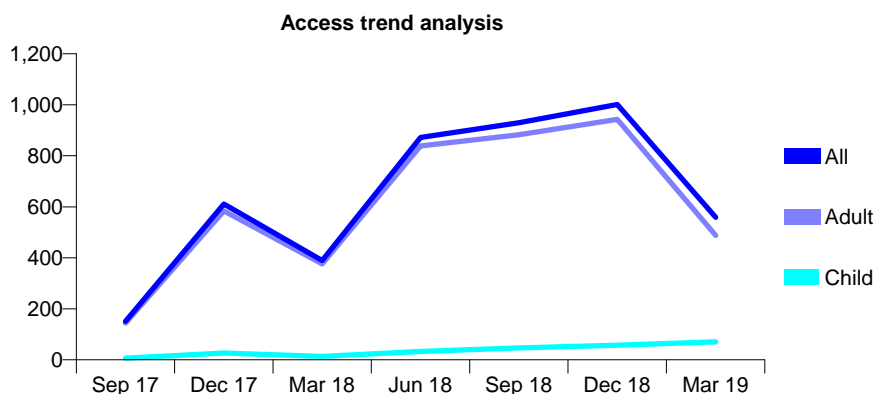
Q67 - Vital Signs At a Glance Contract Report for 100325/0000 - March 2019

Name or company name	Derek Ryan, Waguhih Bishay and Claire Bas
Contract type name	PDS Contract
Purpose of contract	General
Contract start date	01/04/2017
Contract end date	31/03/2026

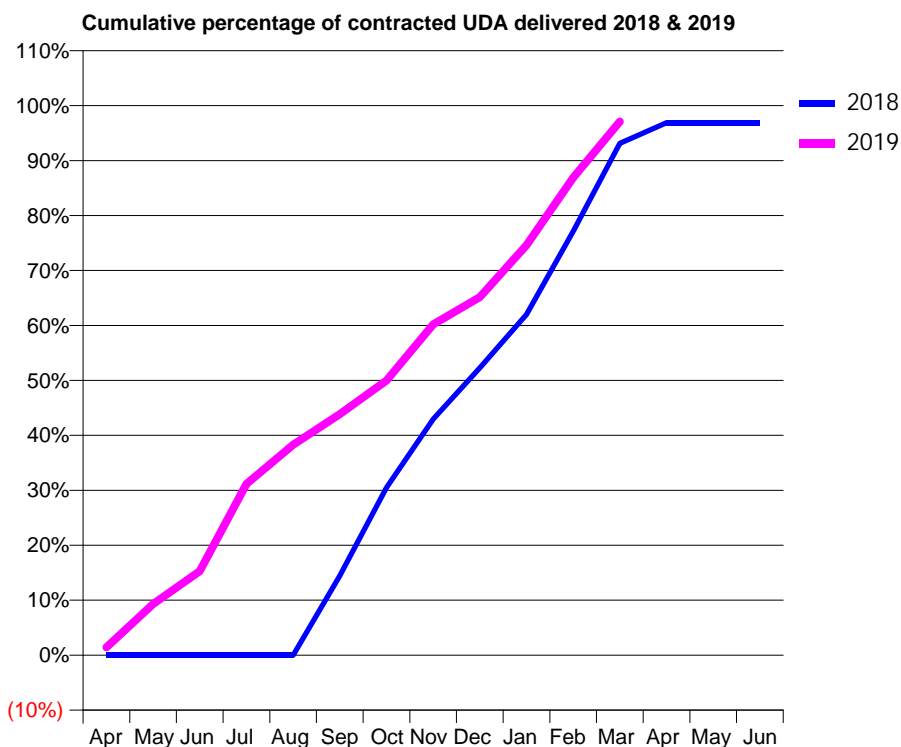
18/19 Contracted general activity (UDA)	3,150
Carry forward general activity (UDA)	0
18/19 Contracted orthodontic activity (UOA)	0
Carry forward orthodontic activity (UOA)	0
Baseline contract value	£193,790.38

ACCESS*

Patients seen in 24 months	Total	Change since previous quarter
Quarter ending March 2018	390	
Quarter ending June 2018	872	↑
Quarter ending September 2018	930	↑
Quarter ending December 2018	1,001	↑
Quarter ending March 2019	559	↓
Variance since March 2018	43.3%	↑



ACTIVITY



Month	Adjusted Scheduled Activity (UDA)	
	2018	2019
April	0	45
May	0	293
June	0	482
July	0	981
August	0	1,206
September	351	1,382
October	741	1,574
November	1,044	1,896
December	1,270	2,052
January	1,506	2,350
February	1,874	2,737
March	2,263	3,058
April	2,354	
May	2,354	
June	2,354	

QUALITY

	Quantity	Base Number	Contract	AT	Region	England
% of FP17s for the same patient ID Re-attending within 3 months - Children	1	145	0.7%	11.4%	11.3%	11.8%
% of FP17s for the same patient ID Re-attending within 3 months - Adults	4	914	0.4%	16.2%	15.4%	15.7%
% of FP17s for the same patient ID Re-attending between 3 & 9 months - Children	0	145	0.0%	55.6%	61.3%	58.9%
% of FP17s for the same patient ID Re-attending between 3 & 9 months - Adults	1	914	0.1%	48.5%	52.1%	50.8%
% of FP17s for Band 1 Urgent Courses	0	1,027	0.0%	10.1%	9.5%	9.1%
% of FP17s Relating to Free Repair or Replacements	0	1,027	0.0%	0.5%	0.6%	0.8%
% of FP17s Relating to Continuations	0	1,027	0.0%	0.7%	0.8%	0.9%
% of Patients satisfied with the dentistry they have received	1	1	N/A	90.9%	92.4%	92.5%
% of Patients satisfied with the time they had to wait for an appointment	1	1	N/A	86.2%	86.3%	87.0%

* This is based on patients treated on this contract for their most recent course of treatment. Figures in italics indicate the base number of FP17s or Patient Questionnaire responses are less than 100. N/A is shown where the base number of responses is less than 10 during the period. % is calculated as Quantity/Base number*100

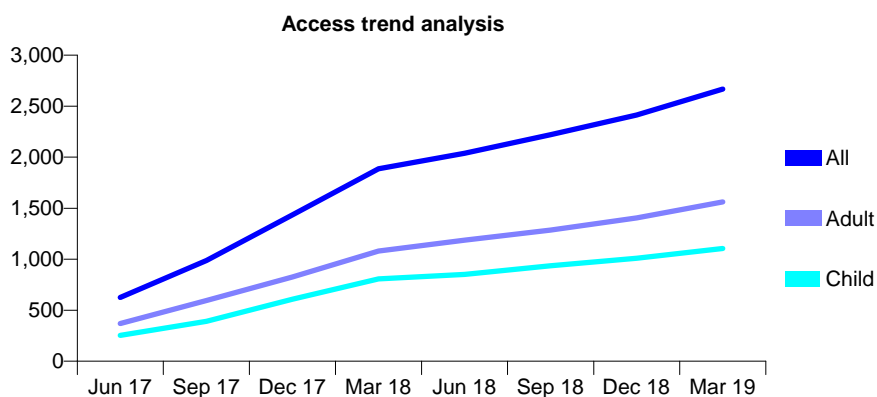
Q67 - Vital Signs At a Glance Contract Report for 100359/0000 - March 2019

Name or company name	Medway Dental Care Ltd
Contract type name	GDS Contract
Purpose of contract	General
Contract start date	01/04/2017
Contract end date	

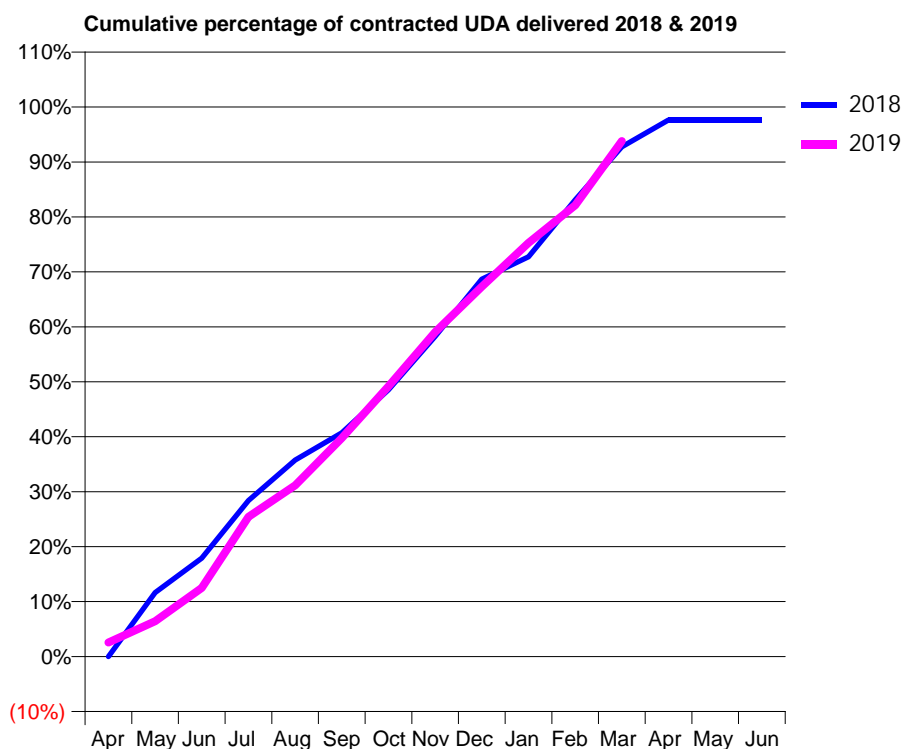
18/19 Contracted general activity (UDA)	6,671
Carry forward general activity (UDA)	182
18/19 Contracted orthodontic activity (UOA)	0
Carry forward orthodontic activity (UOA)	0
Baseline contract value	£169,594.41

ACCESS*

Patients seen in 24 months	Total	Change since previous quarter
Quarter ending March 2018	1,887	
Quarter ending June 2018	2,039	↑
Quarter ending September 2018	2,222	↑
Quarter ending December 2018	2,414	↑
Quarter ending March 2019	2,668	↑
Variance since March 2018	41.4%	↑



ACTIVITY



Month	Adjusted Scheduled Activity (UDA)	
	2018	2019
April	0	171
May	781	430
June	1,200	833
July	1,902	1,695
August	2,395	2,079
September	2,725	2,653
October	3,250	3,280
November	3,902	3,939
December	4,597	4,489
January	4,870	5,022
February	5,564	5,477
March	6,210	6,257
April	6,537	
May	6,537	
June	6,537	

QUALITY

	Quantity	Base Number	Contract	AT	Region	England
% of FP17s for the same patient ID Re-attending within 3 months - Children	60	1,165	5.2%	11.4%	11.3%	11.8%
% of FP17s for the same patient ID Re-attending within 3 months - Adults	123	1,234	10.0%	16.2%	15.4%	15.7%
% of FP17s for the same patient ID Re-attending between 3 & 9 months - Children	257	1,165	22.1%	55.6%	61.3%	58.9%
% of FP17s for the same patient ID Re-attending between 3 & 9 months - Adults	190	1,234	15.4%	48.5%	52.1%	50.8%
% of FP17s for Band 1 Urgent Courses	2	2,274	0.1%	10.1%	9.5%	9.1%
% of FP17s Relating to Free Repair or Replacements	0	2,274	0.0%	0.5%	0.6%	0.8%
% of FP17s Relating to Continuations	79	2,274	3.5%	0.7%	0.8%	0.9%
% of Patients satisfied with the dentistry they have received	1	1	N/A	90.9%	92.4%	92.5%
% of Patients satisfied with the time they had to wait for an appointment	1	1	N/A	86.2%	86.3%	87.0%

* This is based on patients treated on this contract for their most recent course of treatment. Figures in italics indicate the base number of FP17s or Patient Questionnaire responses are less than 100. N/A is shown where the base number of responses is less than 10 during the period. % is calculated as Quantity/Base number*100

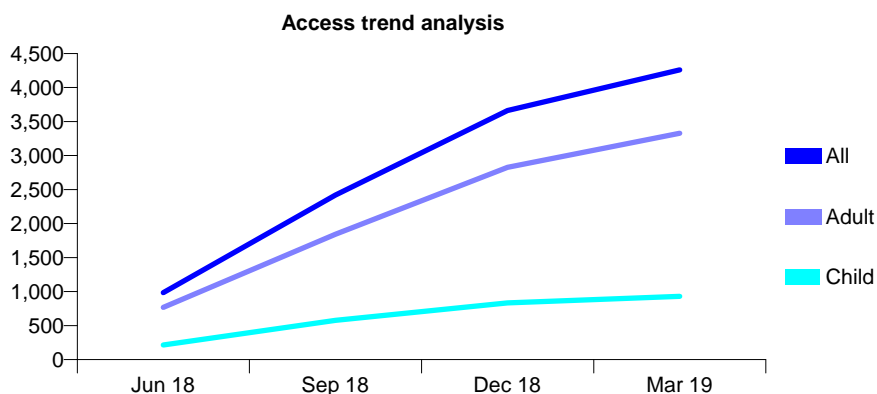
Q67 - Vital Signs At a Glance Contract Report for 100679/0000 - March 2019

Name or company name	E Kent Salaried Primary Care Dental
Contract type name	PDS Contract
Purpose of contract	General
Contract start date	01/04/2018
Contract end date	31/03/2019

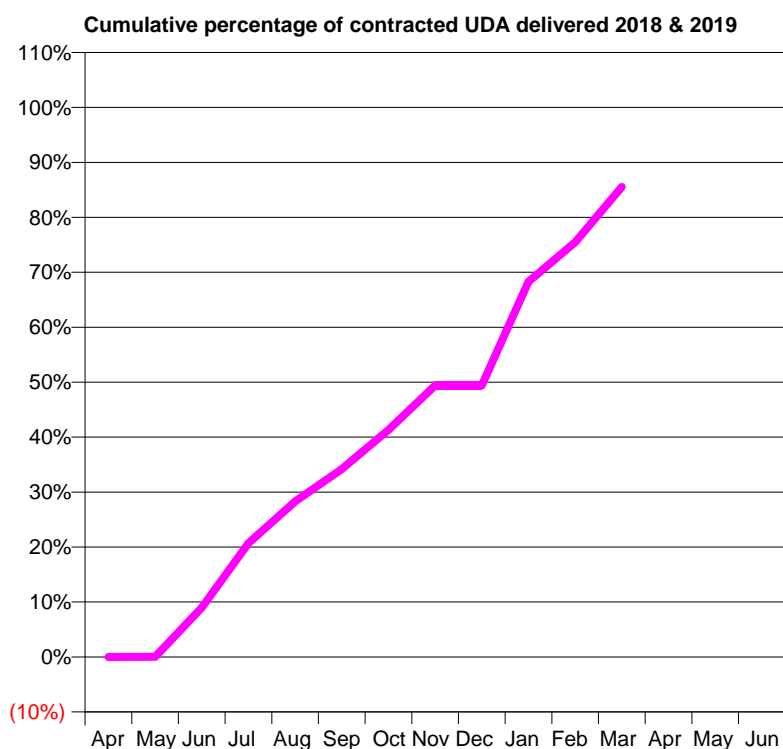
18/19 Contracted general activity (UDA)	12,000
Carry forward general activity (UDA)	0
18/19 Contracted orthodontic activity (UOA)	0
Carry forward orthodontic activity (UOA)	0
Baseline contract value	£317,119.58

ACCESS*

Patients seen in 24 months	Total	Change since previous quarter
Quarter ending March 2018	0	
Quarter ending June 2018	985	↑
Quarter ending September 2018	2,421	↑
Quarter ending December 2018	3,664	↑
Quarter ending March 2019	4,261	↑
Variance since March 2018	N/A	



ACTIVITY



Month	Adjusted Scheduled Activity (UDA)	
	2018	2019
April	0	0
May	0	5
June	0	1,077
July	0	2,484
August	0	3,397
September	0	4,100
October	0	4,959
November	0	5,929
December	0	5,929
January	0	8,195
February	0	9,058
March	0	10,264
April	0	
May	0	
June	0	

QUALITY

	Quantity	Base Number	Contract	AT	Region	England
% of FP17s for the same patient ID Re-attending within 3 months - Children	52	1,313	4.0%	11.4%	11.3%	11.8%
% of FP17s for the same patient ID Re-attending within 3 months - Adults	514	5,242	9.8%	16.2%	15.4%	15.7%
% of FP17s for the same patient ID Re-attending between 3 & 9 months - Children	228	1,313	17.4%	55.6%	61.3%	58.9%
% of FP17s for the same patient ID Re-attending between 3 & 9 months - Adults	1,115	5,242	21.3%	48.5%	52.1%	50.8%
% of FP17s for Band 1 Urgent Courses	672	6,555	10.3%	10.1%	9.5%	9.1%
% of FP17s Relating to Free Repair or Replacements	27	6,555	0.4%	0.5%	0.6%	0.8%
% of FP17s Relating to Continuations	18	6,555	0.3%	0.7%	0.8%	0.9%
% of Patients satisfied with the dentistry they have received	2	2	N/A	90.9%	92.4%	92.5%
% of Patients satisfied with the time they had to wait for an appointment	1	2	N/A	86.2%	86.3%	87.0%

* This is based on patients treated on this contract for their most recent course of treatment.

Figures in italics indicate the base number of FP17s or Patient Questionnaire responses are less than 100. N/A is shown where the base number of responses is less than 10 during the period. % is calculated as Quantity/Base number*100

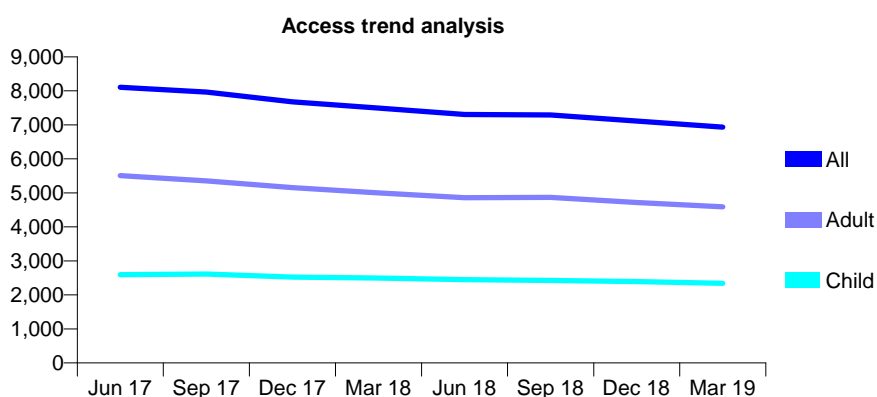
Q67 - Vital Signs At a Glance Contract Report for 101281/0032 - March 2019

Name or company name	OASIS DENTAL CARE LTD
Contract type name	GDS Contract
Purpose of contract	General
Contract start date	01/04/2006
Contract end date	

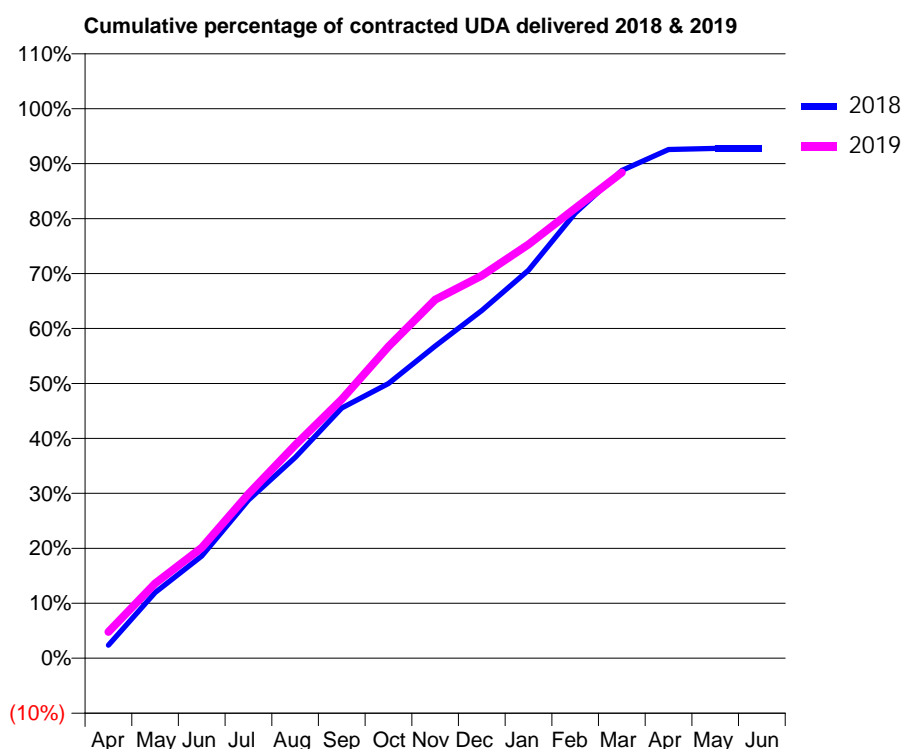
18/19 Contracted general activity (UDA)	19,413
Carry forward general activity (UDA)	0
18/19 Contracted orthodontic activity (UOA)	0
Carry forward orthodontic activity (UOA)	0
Baseline contract value	£459,651.46

ACCESS*

Patients seen in 24 months	Total	Change since previous quarter
Quarter ending March 2018	7,498	
Quarter ending June 2018	7,309	↓
Quarter ending September 2018	7,293	→
Quarter ending December 2018	7,110	↓
Quarter ending March 2019	6,935	↓
Variance since March 2018	(7.5%)	↓



ACTIVITY



Month	2018	2019
April	458	931
May	2,318	2,646
June	3,612	3,904
July	5,588	5,804
August	7,095	7,531
September	8,838	9,148
October	9,701	11,011
November	11,028	12,667
December	12,284	13,511
January	13,704	14,616
February	15,723	15,895
March	17,229	17,153
April	17,968	
May	18,006	
June	18,010	

QUALITY

	Quantity	Base Number	Contract	AT	Region	England
% of FP17s for the same patient ID Re-attending within 3 months - Children	266	3,373	7.9%	11.4%	11.3%	11.8%
% of FP17s for the same patient ID Re-attending within 3 months - Adults	1,035	6,084	17.0%	16.2%	15.4%	15.7%
% of FP17s for the same patient ID Re-attending between 3 & 9 months - Children	2,016	3,373	59.8%	55.6%	61.3%	58.9%
% of FP17s for the same patient ID Re-attending between 3 & 9 months - Adults	3,000	6,084	49.3%	48.5%	52.1%	50.8%
% of FP17s for Band 1 Urgent Courses	1,035	9,041	11.4%	10.1%	9.5%	9.1%
% of FP17s Relating to Free Repair or Replacements	102	9,041	1.1%	0.5%	0.6%	0.8%
% of FP17s Relating to Continuations	130	9,041	1.4%	0.7%	0.8%	0.9%
% of Patients satisfied with the dentistry they have received	4	4	N/A	90.9%	92.4%	92.5%
% of Patients satisfied with the time they had to wait for an appointment	3	4	N/A	86.2%	86.3%	87.0%

* This is based on patients treated on this contract for their most recent course of treatment. Figures in italics indicate the base number of FP17s or Patient Questionnaire responses are less than 100. N/A is shown where the base number of responses is less than 10 during the period. % is calculated as Quantity/Base number*100

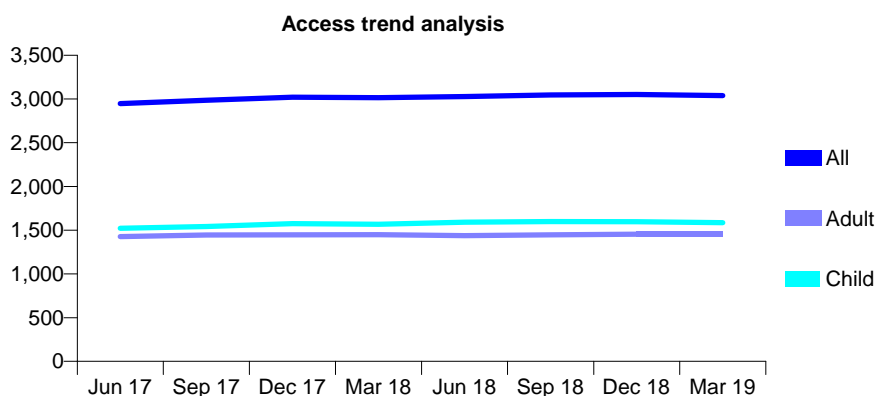
Q67 - Vital Signs At a Glance Contract Report for 101281/0035 - March 2019

Name or company name	OASIS DENTAL CARE LTD
Contract type name	GDS Contract
Purpose of contract	General and Orthodontic
Contract start date	01/04/2006
Contract end date	

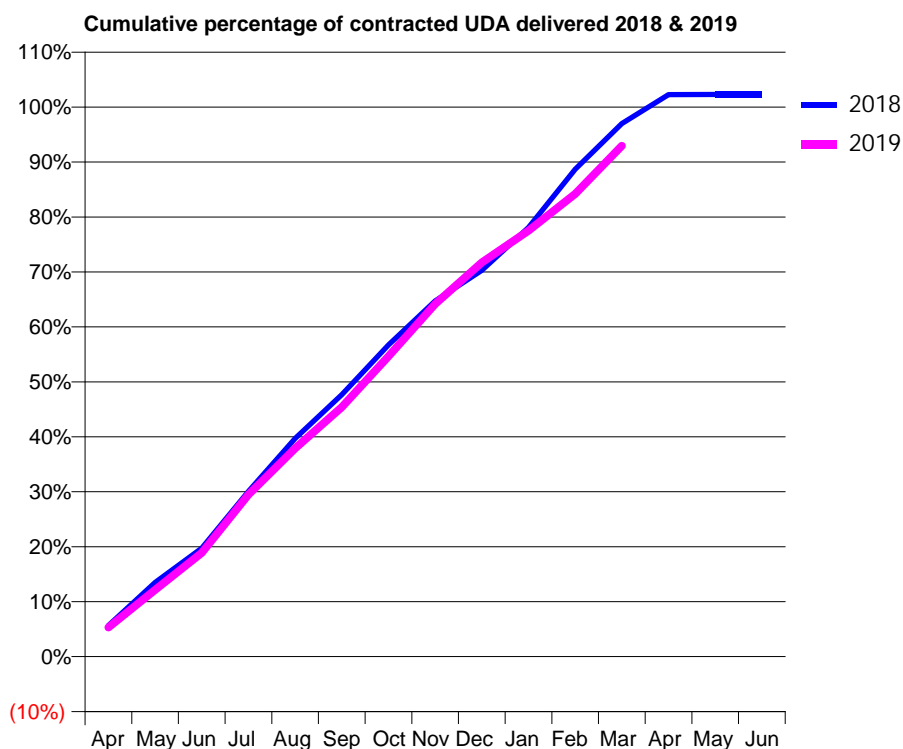
18/19 Contracted general activity (UDA)	7,549
Carry forward general activity (UDA)	0
18/19 Contracted orthodontic activity (UOA)	2,029
Carry forward orthodontic activity (UOA)	19
Baseline contract value	£377,211.13

ACCESS*

Patients seen in 24 months	Total	Change since previous quarter
Quarter ending March 2018	3,015	
Quarter ending June 2018	3,028	→
Quarter ending September 2018	3,046	→
Quarter ending December 2018	3,052	→
Quarter ending March 2019	3,039	→
Variance since March 2018	0.8%	→



ACTIVITY



Month	Adjusted Scheduled Activity (UDA)	
	2018	2019
April	427	401
May	1,019	920
June	1,491	1,426
July	2,271	2,227
August	2,998	2,862
September	3,597	3,426
October	4,283	4,125
November	4,887	4,844
December	5,306	5,414
January	5,894	5,852
February	6,695	6,355
March	7,322	7,016
April	7,721	
May	7,722	
June	7,722	

QUALITY

	Quantity	Base Number	Contract	AT	Region	England
% of FP17s for the same patient ID Re-attending within 3 months - Children	225	2,658	8.5%	11.4%	11.3%	11.8%
% of FP17s for the same patient ID Re-attending within 3 months - Adults	311	2,105	14.8%	16.2%	15.4%	15.7%
% of FP17s for the same patient ID Re-attending between 3 & 9 months - Children	1,494	2,658	56.2%	55.6%	61.3%	58.9%
% of FP17s for the same patient ID Re-attending between 3 & 9 months - Adults	1,301	2,105	61.8%	48.5%	52.1%	50.8%
% of FP17s for Band 1 Urgent Courses	282	4,325	6.5%	10.1%	9.5%	9.1%
% of FP17s Relating to Free Repair or Replacements	18	4,325	0.4%	0.5%	0.6%	0.8%
% of FP17s Relating to Continuations	8	4,325	0.2%	0.7%	0.8%	0.9%
% of Patients satisfied with the dentistry they have received	1	1	N/A	90.9%	92.4%	92.5%
% of Patients satisfied with the time they had to wait for an appointment	1	1	N/A	86.2%	86.3%	87.0%

* This is based on patients treated on this contract for their most recent course of treatment. Figures in italics indicate the base number of FP17s or Patient Questionnaire responses are less than 100. N/A is shown where the base number of responses is less than 10 during the period. % is calculated as Quantity/Base number*100

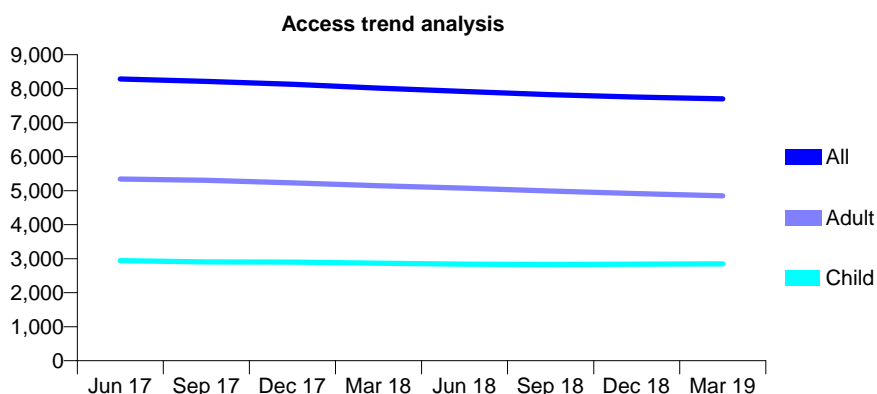
Q67 - Vital Signs At a Glance Contract Report for 101281/0105 - March 2019

Name or company name	OASIS DENTAL CARE LTD
Contract type name	GDS Contract
Purpose of contract	General and Orthodontic
Contract start date	01/04/2006
Contract end date	

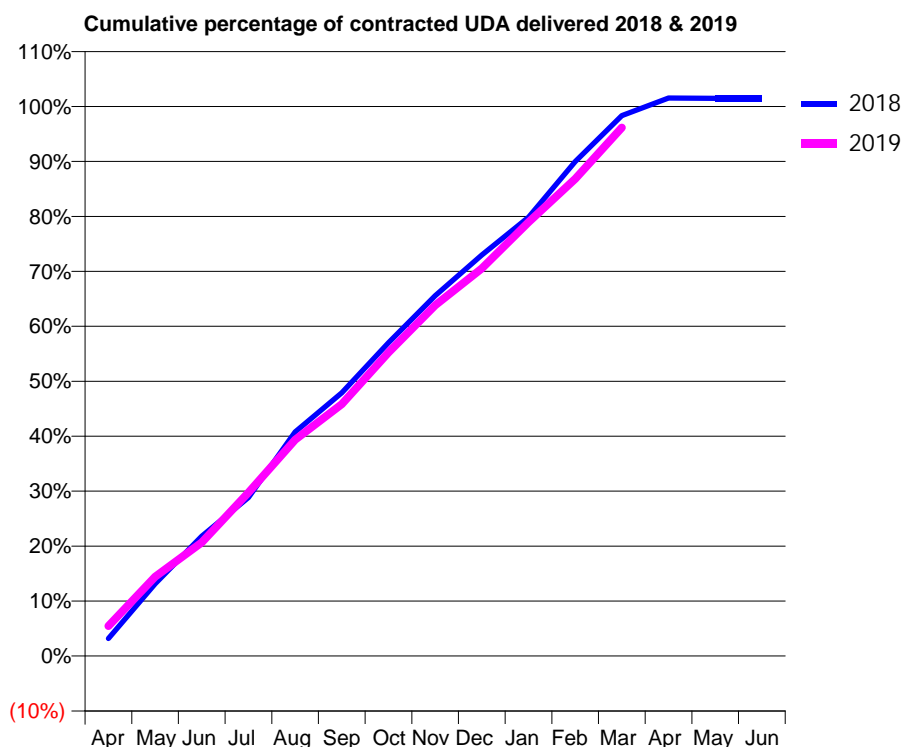
18/19 Contracted general activity (UDA)	19,191
Carry forward general activity (UDA)	0
18/19 Contracted orthodontic activity (UOA)	1,035
Carry forward orthodontic activity (UOA)	0
Baseline contract value	£513,464.79

ACCESS*

Patients seen in 24 months	Total	Change since previous quarter
Quarter ending March 2018	8,017	
Quarter ending June 2018	7,916	↓
Quarter ending September 2018	7,821	↓
Quarter ending December 2018	7,755	→
Quarter ending March 2019	7,700	→
Variance since March 2018	(4.0%)	↓



ACTIVITY



Month	Adjusted Scheduled Activity (UDA)	
	2018	2019
April	614	1,052
May	2,527	2,767
June	4,186	3,967
July	5,533	5,712
August	7,824	7,557
September	9,192	8,796
October	10,943	10,595
November	12,583	12,245
December	14,001	13,534
January	15,323	15,149
February	17,264	16,659
March	18,871	18,448
April	19,481	
May	19,476	
June	19,473	

QUALITY

	Quantity	Base Number	Contract	AT	Region	England
% of FP17s for the same patient ID Re-attending within 3 months - Children	350	4,510	7.8%	11.4%	11.3%	11.8%
% of FP17s for the same patient ID Re-attending within 3 months - Adults	857	6,870	12.5%	16.2%	15.4%	15.7%
% of FP17s for the same patient ID Re-attending between 3 & 9 months - Children	3,009	4,510	66.7%	55.6%	61.3%	58.9%
% of FP17s for the same patient ID Re-attending between 3 & 9 months - Adults	4,379	6,870	63.7%	48.5%	52.1%	50.8%
% of FP17s for Band 1 Urgent Courses	596	10,952	5.4%	10.1%	9.5%	9.1%
% of FP17s Relating to Free Repair or Replacements	7	10,952	0.1%	0.5%	0.6%	0.8%
% of FP17s Relating to Continuations	174	10,952	1.6%	0.7%	0.8%	0.9%
% of Patients satisfied with the dentistry they have received	5	5	N/A	90.9%	92.4%	92.5%
% of Patients satisfied with the time they had to wait for an appointment	5	5	N/A	86.2%	86.3%	87.0%

* This is based on patients treated on this contract for their most recent course of treatment.

Figures in italics indicate the base number of FP17s or Patient Questionnaire responses are less than 100. N/A is shown where the base number of responses is less than 10 during the period. % is calculated as Quantity/Base number*100

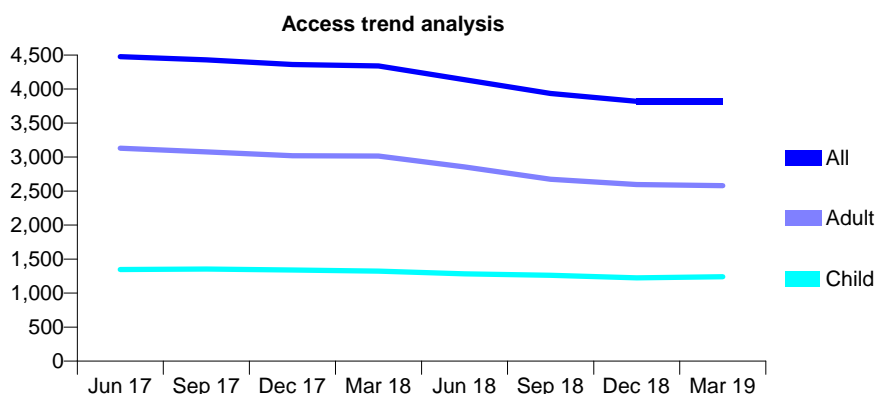
Q67 - Vital Signs At a Glance Contract Report for 101338/0105 - March 2019

Name or company name	Whitecross Dental Care Limited
Contract type name	GDS Contract
Purpose of contract	General
Contract start date	16/11/2009
Contract end date	

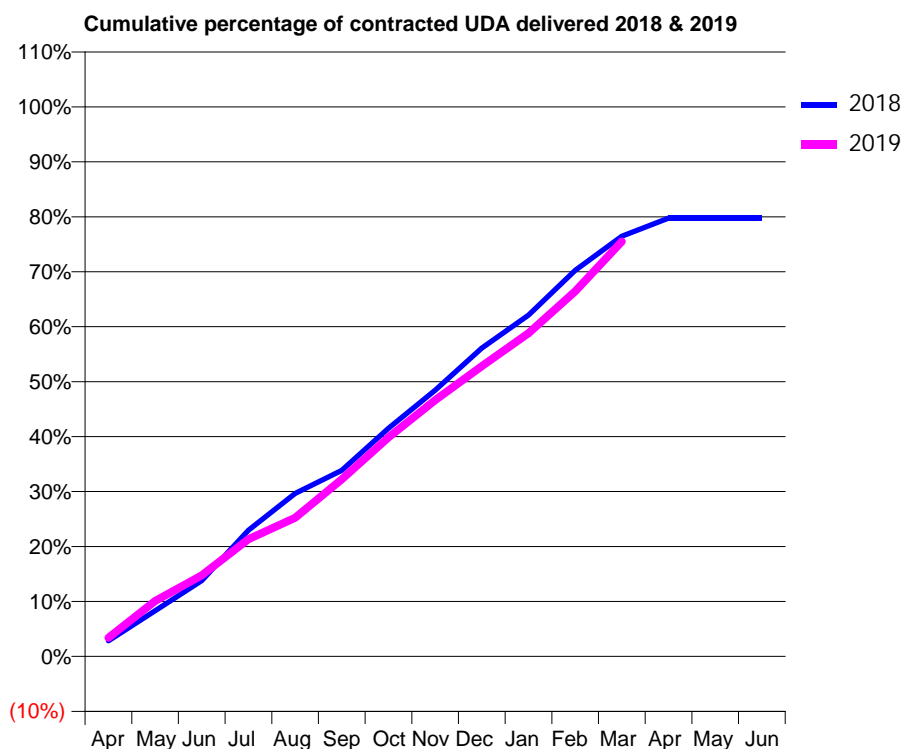
18/19 Contracted general activity (UDA)	12,000
Carry forward general activity (UDA)	0
18/19 Contracted orthodontic activity (UOA)	0
Carry forward orthodontic activity (UOA)	0
Baseline contract value	£371,366.07

ACCESS*

Patients seen in 24 months	Total	Change since previous quarter
Quarter ending March 2018	4,340	
Quarter ending June 2018	4,139	↓
Quarter ending September 2018	3,936	↓
Quarter ending December 2018	3,821	↓
Quarter ending March 2019	3,820	→
Variance since March 2018	(12.0%)	↓



ACTIVITY



Month	Adjusted Scheduled Activity (UDA)	
	2018	2019
April	343	408
May	998	1,209
June	1,656	1,771
July	2,757	2,560
August	3,561	3,028
September	4,062	3,866
October	4,981	4,782
November	5,814	5,598
December	6,730	6,339
January	7,454	7,057
February	8,433	7,972
March	9,174	9,062
April	9,569	
May	9,569	
June	9,571	

QUALITY

	Quantity	Base Number	Contract	AT	Region	England
% of FP17s for the same patient ID Re-attending within 3 months - Children	93	1,647	5.6%	11.4%	11.3%	11.8%
% of FP17s for the same patient ID Re-attending within 3 months - Adults	280	3,050	9.2%	16.2%	15.4%	15.7%
% of FP17s for the same patient ID Re-attending between 3 & 9 months - Children	954	1,647	57.9%	55.6%	61.3%	58.9%
% of FP17s for the same patient ID Re-attending between 3 & 9 months - Adults	1,449	3,050	47.5%	48.5%	52.1%	50.8%
% of FP17s for Band 1 Urgent Courses	292	4,513	6.5%	10.1%	9.5%	9.1%
% of FP17s Relating to Free Repair or Replacements	11	4,513	0.2%	0.5%	0.6%	0.8%
% of FP17s Relating to Continuations	51	4,513	1.1%	0.7%	0.8%	0.9%
% of Patients satisfied with the dentistry they have received	0	1	N/A	90.9%	92.4%	92.5%
% of Patients satisfied with the time they had to wait for an appointment	0	1	N/A	86.2%	86.3%	87.0%

* This is based on patients treated on this contract for their most recent course of treatment. Figures in italics indicate the base number of FP17s or Patient Questionnaire responses are less than 100. N/A is shown where the base number of responses is less than 10 during the period. % is calculated as Quantity/Base number*100

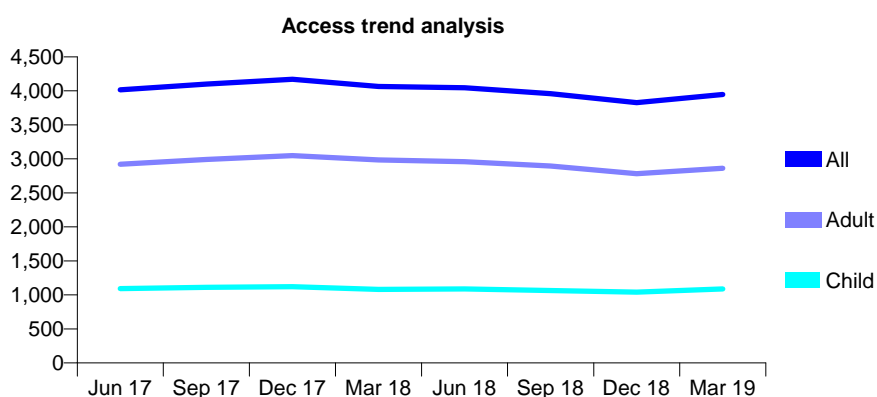
Q67 - Vital Signs At a Glance Contract Report for 101338/0116 - March 2019

Name or company name	Whitecross Dental Care Limited
Contract type name	GDS Contract
Purpose of contract	General
Contract start date	03/03/2010
Contract end date	

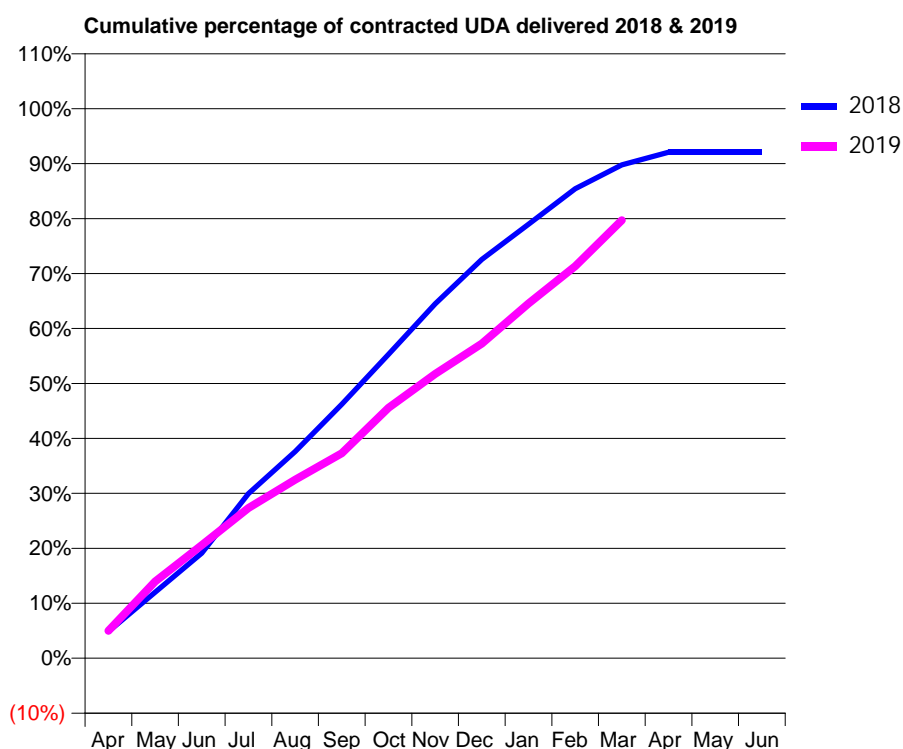
18/19 Contracted general activity (UDA)	14,000
Carry forward general activity (UDA)	0
18/19 Contracted orthodontic activity (UOA)	0
Carry forward orthodontic activity (UOA)	0
Baseline contract value	£375,234.48

ACCESS*

Patients seen in 24 months	Total	Change since previous quarter
Quarter ending March 2018	4,066	
Quarter ending June 2018	4,046	→
Quarter ending September 2018	3,959	↓
Quarter ending December 2018	3,827	↓
Quarter ending March 2019	3,949	↑
Variance since March 2018	(2.9%)	↓



ACTIVITY



Month	2018	2019
April	679	699
May	1,684	1,957
June	2,678	2,882
July	4,195	3,826
August	5,269	4,548
September	6,470	5,219
October	7,742	6,380
November	9,027	7,241
December	10,159	8,011
January	11,055	9,035
February	11,959	9,987
March	12,569	11,155
April	12,888	
May	12,888	
June	12,888	

QUALITY

	Quantity	Base Number	Contract	AT	Region	England
% of FP17s for the same patient ID Re-attending within 3 months - Children	99	1,632	6.1%	11.4%	11.3%	11.8%
% of FP17s for the same patient ID Re-attending within 3 months - Adults	473	3,754	12.6%	16.2%	15.4%	15.7%
% of FP17s for the same patient ID Re-attending between 3 & 9 months - Children	885	1,632	54.2%	55.6%	61.3%	58.9%
% of FP17s for the same patient ID Re-attending between 3 & 9 months - Adults	1,827	3,754	48.7%	48.5%	52.1%	50.8%
% of FP17s for Band 1 Urgent Courses	506	5,270	9.6%	10.1%	9.5%	9.1%
% of FP17s Relating to Free Repair or Replacements	1	5,270	0.0%	0.5%	0.6%	0.8%
% of FP17s Relating to Continuations	47	5,270	0.9%	0.7%	0.8%	0.9%
% of Patients satisfied with the dentistry they have received	1	1	N/A	90.9%	92.4%	92.5%
% of Patients satisfied with the time they had to wait for an appointment	1	1	N/A	86.2%	86.3%	87.0%

* This is based on patients treated on this contract for their most recent course of treatment. Figures in italics indicate the base number of FP17s or Patient Questionnaire responses are less than 100. N/A is shown where the base number of responses is less than 10 during the period. % is calculated as Quantity/Base number*100

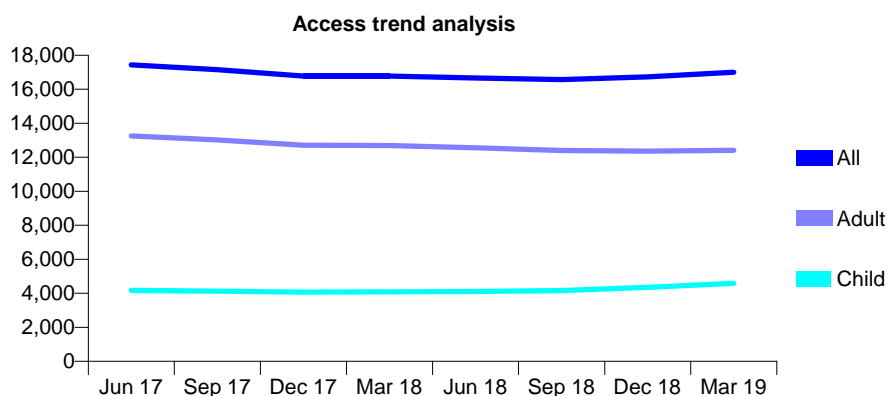
Q67 - Vital Signs At a Glance Contract Report for 101370/0009 - March 2019

Name or company name	Petrie Tucker & Partners Ltd
Contract type name	GDS Contract
Purpose of contract	General
Contract start date	01/04/2006
Contract end date	

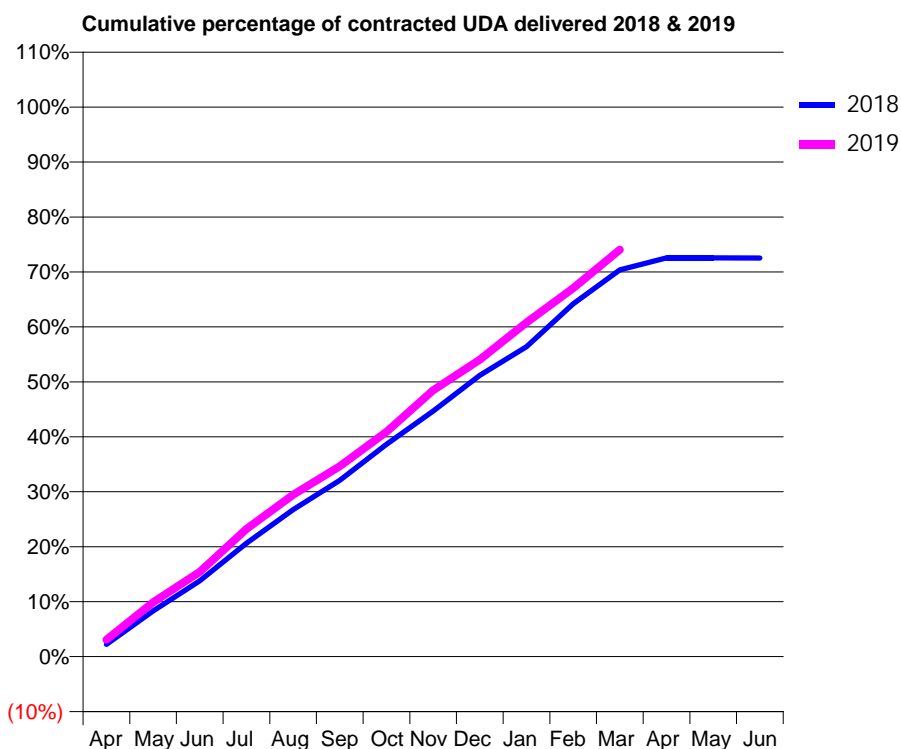
18/19 Contracted general activity (UDA)	63,012
Carry forward general activity (UDA)	0
18/19 Contracted orthodontic activity (UOA)	0
Carry forward orthodontic activity (UOA)	0
Baseline contract value	£1,817,016.14

ACCESS*

Patients seen in 24 months	Total	Change since previous quarter
Quarter ending March 2018	16,782	
Quarter ending June 2018	16,662	→
Quarter ending September 2018	16,572	→
Quarter ending December 2018	16,725	→
Quarter ending March 2019	17,001	→
Variance since March 2018	1.3%	→



ACTIVITY



Month	Adjusted Scheduled Activity (UDA)	
	2018	2019
April	1,415	1,929
May	5,242	6,229
June	8,686	9,717
July	13,012	14,642
August	16,865	18,577
September	20,221	21,835
October	24,333	25,777
November	28,156	30,547
December	32,257	34,043
January	35,527	38,310
February	40,445	42,249
March	44,345	46,665
April	45,712	
May	45,710	
June	45,695	

QUALITY

	Quantity	Base Number	Contract	AT	Region	England
% of FP17s for the same patient ID Re-attending within 3 months - Children	367	6,471	5.7%	11.4%	11.3%	11.8%
% of FP17s for the same patient ID Re-attending within 3 months - Adults	2,130	17,348	12.3%	16.2%	15.4%	15.7%
% of FP17s for the same patient ID Re-attending between 3 & 9 months - Children	3,154	6,471	48.7%	55.6%	61.3%	58.9%
% of FP17s for the same patient ID Re-attending between 3 & 9 months - Adults	7,457	17,348	43.0%	48.5%	52.1%	50.8%
% of FP17s for Band 1 Urgent Courses	2,287	23,201	9.9%	10.1%	9.5%	9.1%
% of FP17s Relating to Free Repair or Replacements	113	23,201	0.5%	0.5%	0.6%	0.8%
% of FP17s Relating to Continuations	188	23,201	0.8%	0.7%	0.8%	0.9%
% of Patients satisfied with the dentistry they have received	11	11	100.0%	90.9%	92.4%	92.5%
% of Patients satisfied with the time they had to wait for an appointment	11	11	100.0%	86.2%	86.3%	87.0%

* This is based on patients treated on this contract for their most recent course of treatment. Figures in italics indicate the base number of FP17s or Patient Questionnaire responses are less than 100. N/A is shown where the base number of responses is less than 10 during the period. % is calculated as Quantity/Base number*100

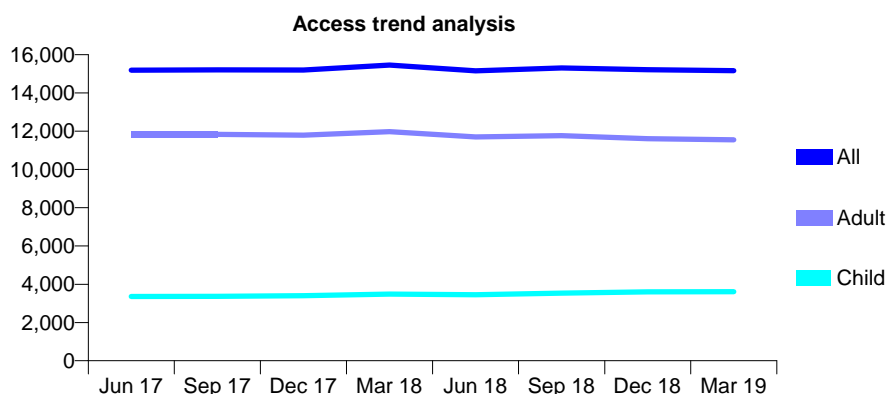
Q67 - Vital Signs At a Glance Contract Report for 101370/0097 - March 2019

Name or company name	Petrie Tucker & Partners Ltd
Contract type name	GDS Contract
Purpose of contract	General
Contract start date	01/04/2007
Contract end date	

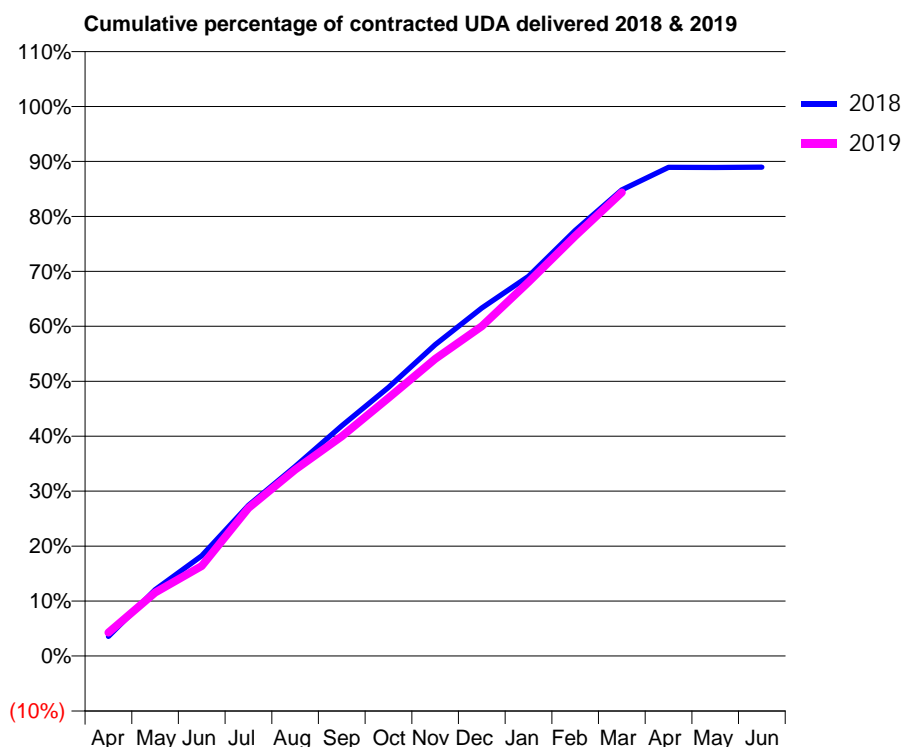
18/19 Contracted general activity (UDA)	41,328
Carry forward general activity (UDA)	0
18/19 Contracted orthodontic activity (UOA)	0
Carry forward orthodontic activity (UOA)	0
Baseline contract value	£916,688.39

ACCESS*

Patients seen in 24 months	Total	Change since previous quarter
Quarter ending March 2018	15,459	
Quarter ending June 2018	15,153	↓
Quarter ending September 2018	15,305	→
Quarter ending December 2018	15,216	→
Quarter ending March 2019	15,157	→
Variance since March 2018	(2.0%)	↓



ACTIVITY



Month	Adjusted Scheduled Activity (UDA)	
	2018	2019
April	1,483	1,769
May	4,989	4,764
June	7,535	6,779
July	11,329	11,130
August	14,254	14,017
September	17,316	16,519
October	20,200	19,416
November	23,411	22,339
December	26,169	24,800
January	28,561	28,114
February	32,004	31,586
March	35,056	34,856
April	36,752	
May	36,746	
June	36,758	

QUALITY

	Quantity	Base Number	Contract	AT	Region	England
% of FP17s for the same patient ID Re-attending within 3 months - Children	199	4,336	4.6%	11.4%	11.3%	11.8%
% of FP17s for the same patient ID Re-attending within 3 months - Adults	1,532	13,327	11.5%	16.2%	15.4%	15.7%
% of FP17s for the same patient ID Re-attending between 3 & 9 months - Children	1,604	4,336	37.0%	55.6%	61.3%	58.9%
% of FP17s for the same patient ID Re-attending between 3 & 9 months - Adults	4,147	13,327	31.1%	48.5%	52.1%	50.8%
% of FP17s for Band 1 Urgent Courses	1,558	16,923	9.2%	10.1%	9.5%	9.1%
% of FP17s Relating to Free Repair or Replacements	77	16,923	0.5%	0.5%	0.6%	0.8%
% of FP17s Relating to Continuations	137	16,923	0.8%	0.7%	0.8%	0.9%
% of Patients satisfied with the dentistry they have received	11	13	84.6%	90.9%	92.4%	92.5%
% of Patients satisfied with the time they had to wait for an appointment	11	13	84.6%	86.2%	86.3%	87.0%

* This is based on patients treated on this contract for their most recent course of treatment. Figures in italics indicate the base number of FP17s or Patient Questionnaire responses are less than 100. N/A is shown where the base number of responses is less than 10 during the period. % is calculated as Quantity/Base number*100

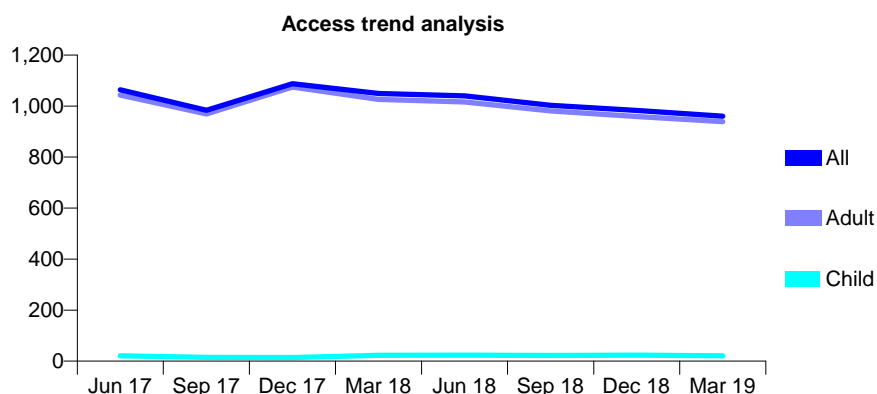
Q67 - Vital Signs At a Glance Contract Report for 101370/0133 - March 2019

Name or company name	Petrie Tucker & Partners Ltd
Contract type name	PDS Contract
Purpose of contract	General
Contract start date	01/04/2012
Contract end date	31/03/2021

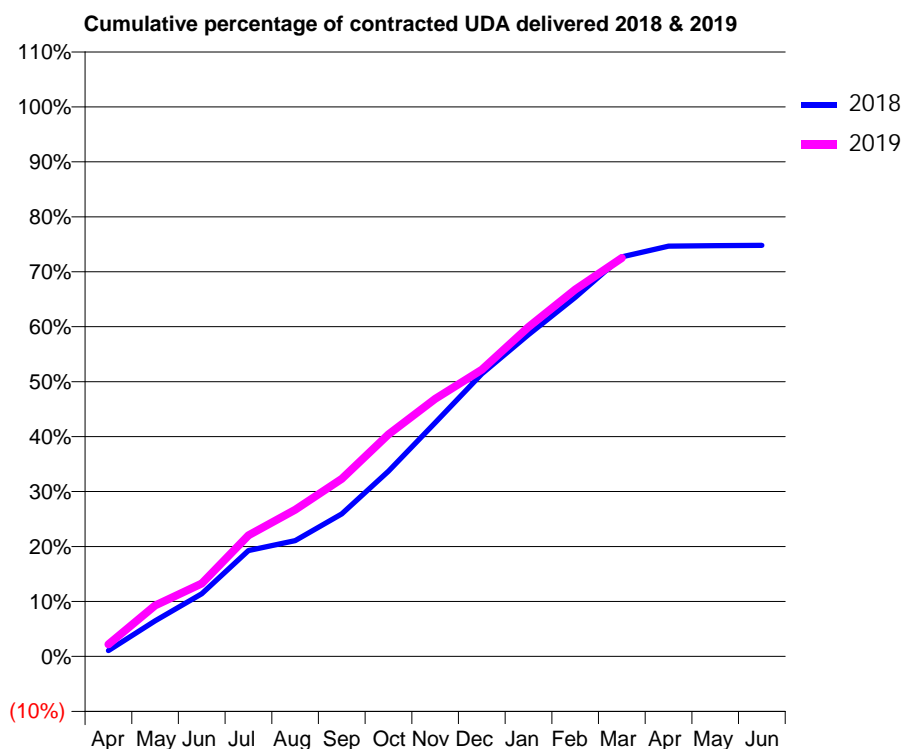
18/19 Contracted general activity (UDA)	4,650
Carry forward general activity (UDA)	0
18/19 Contracted orthodontic activity (UOA)	0
Carry forward orthodontic activity (UOA)	0
Baseline contract value	£329,713.83

ACCESS*

Patients seen in 24 months	Total	Change since previous quarter
Quarter ending March 2018	1,049	
Quarter ending June 2018	1,040	→
Quarter ending September 2018	1,003	↓
Quarter ending December 2018	983	↓
Quarter ending March 2019	960	↓
Variance since March 2018	(8.5%)	↓



ACTIVITY



Month	2018	2019
April	50	102
May	302	432
June	531	617
July	896	1,024
August	980	1,241
September	1,206	1,502
October	1,568	1,879
November	1,977	2,180
December	2,391	2,427
January	2,722	2,788
February	3,038	3,105
March	3,381	3,371
April	3,472	
May	3,475	
June	3,478	

QUALITY

	Quantity	Base Number	Contract	AT	Region	England
% of FP17s for the same patient ID Re-attending within 3 months - Children	3	59	5.1%	11.4%	11.3%	11.8%
% of FP17s for the same patient ID Re-attending within 3 months - Adults	10	1,014	1.0%	16.2%	15.4%	15.7%
% of FP17s for the same patient ID Re-attending between 3 & 9 months - Children	0	59	0.0%	55.6%	61.3%	58.9%
% of FP17s for the same patient ID Re-attending between 3 & 9 months - Adults	13	1,014	1.3%	48.5%	52.1%	50.8%
% of FP17s for Band 1 Urgent Courses	0	1,040	0.0%	10.1%	9.5%	9.1%
% of FP17s Relating to Free Repair or Replacements	2	1,040	0.2%	0.5%	0.6%	0.8%
% of FP17s Relating to Continuations	26	1,040	2.5%	0.7%	0.8%	0.9%
% of Patients satisfied with the dentistry they have received	1	1	N/A	90.9%	92.4%	92.5%
% of Patients satisfied with the time they had to wait for an appointment	1	1	N/A	86.2%	86.3%	87.0%

* This is based on patients treated on this contract for their most recent course of treatment. Figures in italics indicate the base number of FP17s or Patient Questionnaire responses are less than 100. N/A is shown where the base number of responses is less than 10 during the period. % is calculated as Quantity/Base number*100

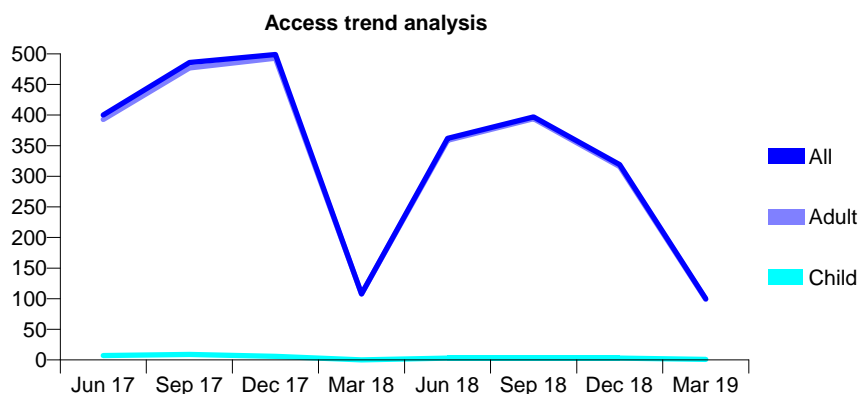
Q67 - Vital Signs At a Glance Contract Report for 101370/0135 - March 2019

Name or company name	Petrie Tucker & Partners Ltd
Contract type name	PDS Contract
Purpose of contract	General
Contract start date	01/04/2012
Contract end date	31/03/2021

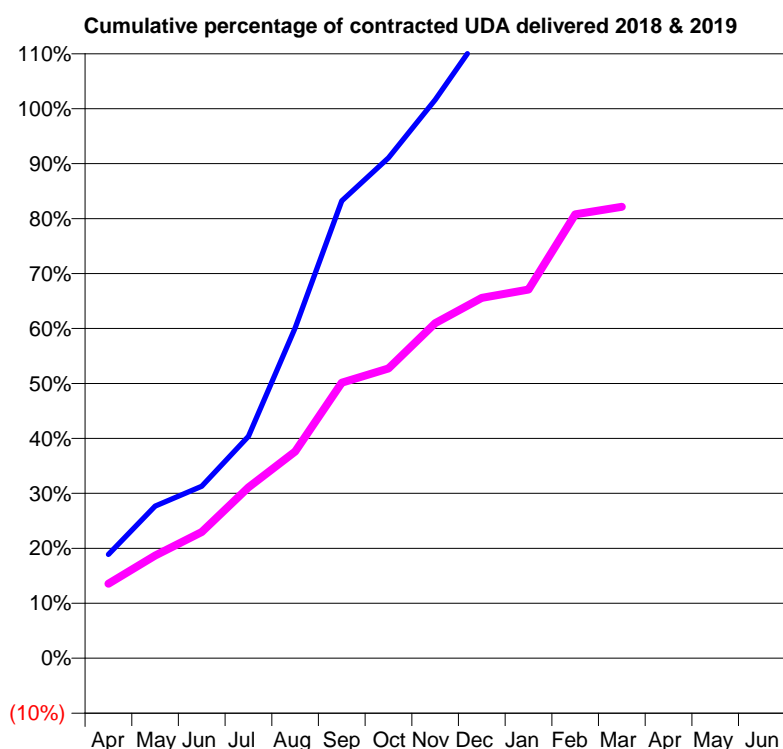
18/19 Contracted general activity (UDA)	1,550
Carry forward general activity (UDA)	0
18/19 Contracted orthodontic activity (UOA)	0
Carry forward orthodontic activity (UOA)	0
Baseline contract value	£79,329.64

ACCESS*

Patients seen in 24 months	Total	Change since previous quarter
Quarter ending March 2018	108	
Quarter ending June 2018	362	↑
Quarter ending September 2018	397	↑
Quarter ending December 2018	319	↓
Quarter ending March 2019	100	↓
Variance since March 2018	(7.4%)	↓



ACTIVITY



Month	2018	2019
April	293	210
May	429	290
June	485	356
July	626	482
August	932	583
September	1,290	777
October	1,411	817
November	1,575	945
December	1,763	1,016
January	1,769	1,040
February	1,784	1,252
March	1,796	1,273
April	1,802	
May	1,802	
June	1,805	

QUALITY

	Quantity	Base Number	Contract	AT	Region	England
% of FP17s for the same patient ID Re-attending within 3 months - Children	0	2	0.0%	11.4%	11.3%	11.8%
% of FP17s for the same patient ID Re-attending within 3 months - Adults	7	445	1.6%	16.2%	15.4%	15.7%
% of FP17s for the same patient ID Re-attending between 3 & 9 months - Children	0	2	0.0%	55.6%	61.3%	58.9%
% of FP17s for the same patient ID Re-attending between 3 & 9 months - Adults	3	445	0.7%	48.5%	52.1%	50.8%
% of FP17s for Band 1 Urgent Courses	0	443	0.0%	10.1%	9.5%	9.1%
% of FP17s Relating to Free Repair or Replacements	0	443	0.0%	0.5%	0.6%	0.8%
% of FP17s Relating to Continuations	1	443	0.2%	0.7%	0.8%	0.9%
% of Patients satisfied with the dentistry they have received	0	0	N/A	90.9%	92.4%	92.5%
% of Patients satisfied with the time they had to wait for an appointment	0	0	N/A	86.2%	86.3%	87.0%

* This is based on patients treated on this contract for their most recent course of treatment.

Figures in italics indicate the base number of FP17s or Patient Questionnaire responses are less than 100. N/A is shown where the base number of responses is less than 10 during the period. % is calculated as Quantity/Base number*100

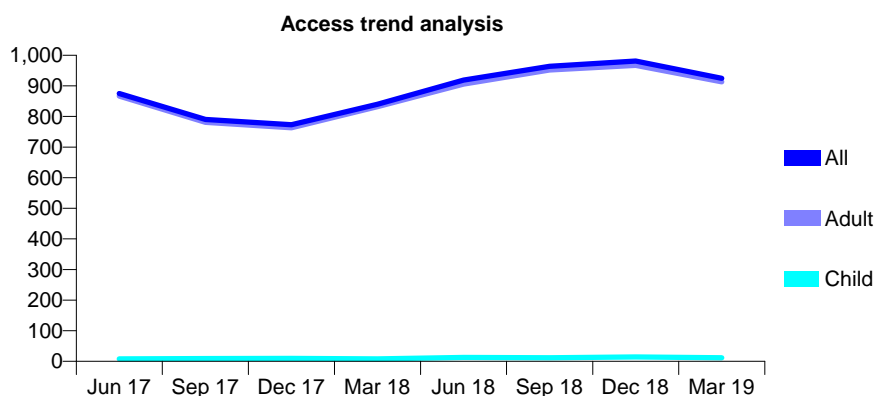
Q67 - Vital Signs At a Glance Contract Report for 101370/0138 - March 2019

Name or company name	Petrie Tucker & Partners Ltd
Contract type name	PDS Contract
Purpose of contract	General
Contract start date	01/04/2014
Contract end date	31/03/2021

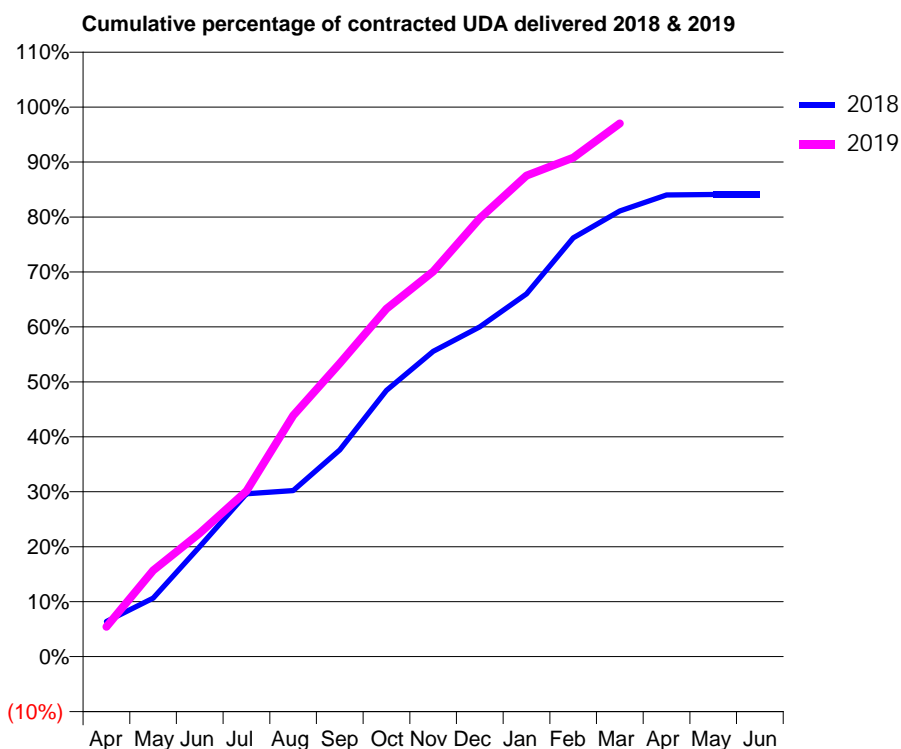
18/19 Contracted general activity (UDA)	3,100
Carry forward general activity (UDA)	0
18/19 Contracted orthodontic activity (UOA)	0
Carry forward orthodontic activity (UOA)	0
Baseline contract value	£239,641.63

ACCESS*

Patients seen in 24 months	Total	Change since previous quarter
Quarter ending March 2018	840	
Quarter ending June 2018	919	↑
Quarter ending September 2018	964	↑
Quarter ending December 2018	981	→
Quarter ending March 2019	925	↓
Variance since March 2018	10.1%	↑



ACTIVITY



Month	Adjusted Scheduled Activity (UDA)	
	2018	2019
April	198	169
May	330	486
June	621	697
July	919	934
August	937	1,360
September	1,166	1,655
October	1,502	1,962
November	1,722	2,172
December	1,860	2,472
January	2,046	2,713
February	2,362	2,815
March	2,514	3,008
April	2,604	
May	2,607	
June	2,607	

QUALITY

	Quantity	Base Number	Contract	AT	Region	England
% of FP17s for the same patient ID Re-attending within 3 months - Children	0	24	0.0%	11.4%	11.3%	11.8%
% of FP17s for the same patient ID Re-attending within 3 months - Adults	4	1,016	0.4%	16.2%	15.4%	15.7%
% of FP17s for the same patient ID Re-attending between 3 & 9 months - Children	0	24	0.0%	55.6%	61.3%	58.9%
% of FP17s for the same patient ID Re-attending between 3 & 9 months - Adults	3	1,016	0.3%	48.5%	52.1%	50.8%
% of FP17s for Band 1 Urgent Courses	0	1,008	0.0%	10.1%	9.5%	9.1%
% of FP17s Relating to Free Repair or Replacements	0	1,008	0.0%	0.5%	0.6%	0.8%
% of FP17s Relating to Continuations	4	1,008	0.4%	0.7%	0.8%	0.9%
% of Patients satisfied with the dentistry they have received	0	0	N/A	90.9%	92.4%	92.5%
% of Patients satisfied with the time they had to wait for an appointment	0	0	N/A	86.2%	86.3%	87.0%

* This is based on patients treated on this contract for their most recent course of treatment. Figures in italics indicate the base number of FP17s or Patient Questionnaire responses are less than 100. N/A is shown where the base number of responses is less than 10 during the period. % is calculated as Quantity/Base number*100

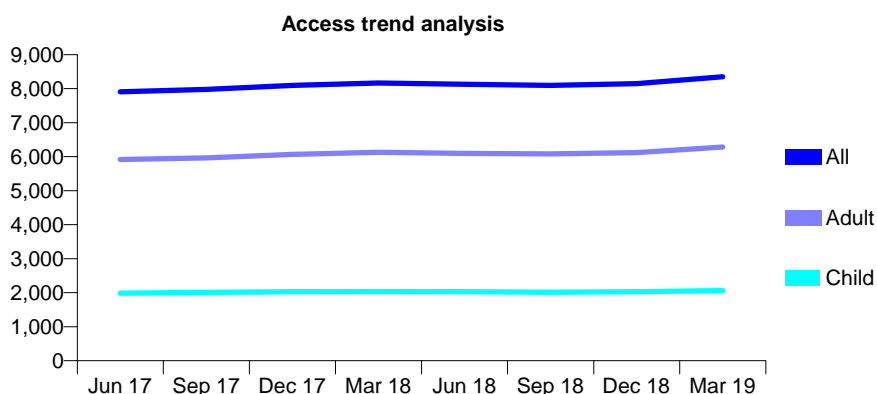
Q67 - Vital Signs At a Glance Contract Report for 101435/0142 - March 2019

Name or company name	IDH Limited
Contract type name	GDS Contract
Purpose of contract	General
Contract start date	01/06/2011
Contract end date	

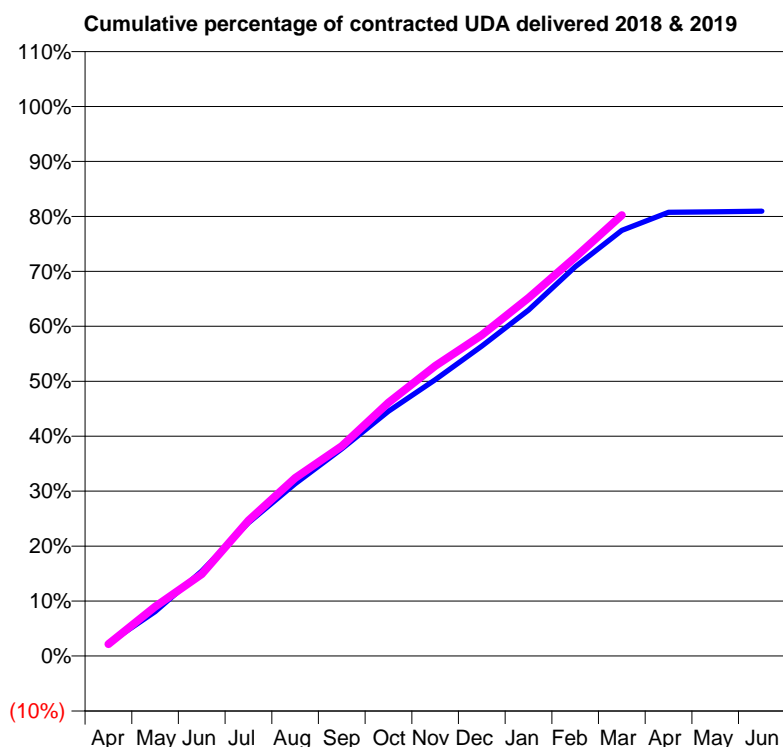
18/19 Contracted general activity (UDA)	26,899
Carry forward general activity (UDA)	0
18/19 Contracted orthodontic activity (UOA)	0
Carry forward orthodontic activity (UOA)	0
Baseline contract value	£661,377.44

ACCESS*

Patients seen in 24 months	Total	Change since previous quarter
Quarter ending March 2018	8,165	
Quarter ending June 2018	8,129	→
Quarter ending September 2018	8,098	→
Quarter ending December 2018	8,146	→
Quarter ending March 2019	8,350	↑
Variance since March 2018	2.3%	↑



ACTIVITY



Month	Adjusted Scheduled Activity (UDA)	
	2018	2019
April	619	582
May	2,177	2,421
June	4,152	4,005
July	6,521	6,636
August	8,432	8,718
September	10,144	10,278
October	11,980	12,403
November	13,527	14,199
December	15,164	15,710
January	16,932	17,527
February	19,056	19,517
March	20,832	21,574
April	21,724	
May	21,742	
June	21,771	

QUALITY

	Quantity	Base Number	Contract	AT	Region	England
% of FP17s for the same patient ID Re-attending within 3 months - Children	125	2,912	4.3%	11.4%	11.3%	11.8%
% of FP17s for the same patient ID Re-attending within 3 months - Adults	831	8,208	10.1%	16.2%	15.4%	15.7%
% of FP17s for the same patient ID Re-attending between 3 & 9 months - Children	1,626	2,912	55.8%	55.6%	61.3%	58.9%
% of FP17s for the same patient ID Re-attending between 3 & 9 months - Adults	4,176	8,208	50.9%	48.5%	52.1%	50.8%
% of FP17s for Band 1 Urgent Courses	731	10,689	6.8%	10.1%	9.5%	9.1%
% of FP17s Relating to Free Repair or Replacements	96	10,689	0.9%	0.5%	0.6%	0.8%
% of FP17s Relating to Continuations	123	10,689	1.2%	0.7%	0.8%	0.9%
% of Patients satisfied with the dentistry they have received	2	2	N/A	90.9%	92.4%	92.5%
% of Patients satisfied with the time they had to wait for an appointment	2	2	N/A	86.2%	86.3%	87.0%

* This is based on patients treated on this contract for their most recent course of treatment.

Figures in italics indicate the base number of FP17s or Patient Questionnaire responses are less than 100. N/A is shown where the base number of responses is less than 10 during the period. % is calculated as Quantity/Base number*100

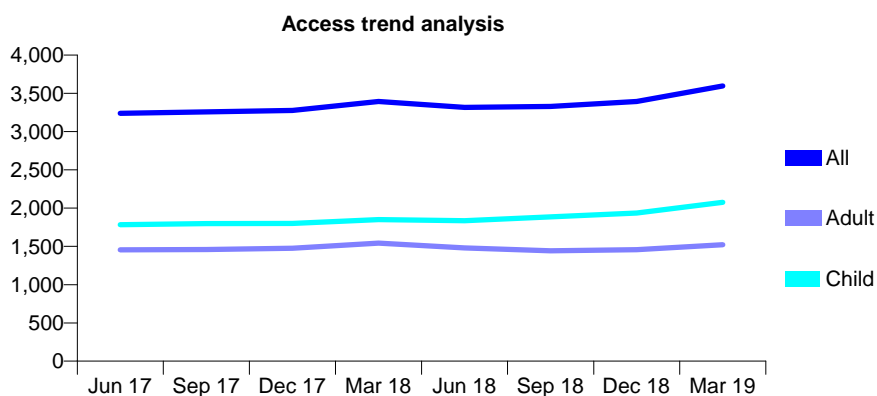
Q67 - Vital Signs At a Glance Contract Report for 102040/0001 - March 2019

Name or company name	Dr Fayaz Jetha
Contract type name	GDS Contract
Purpose of contract	General
Contract start date	20/04/2015
Contract end date	

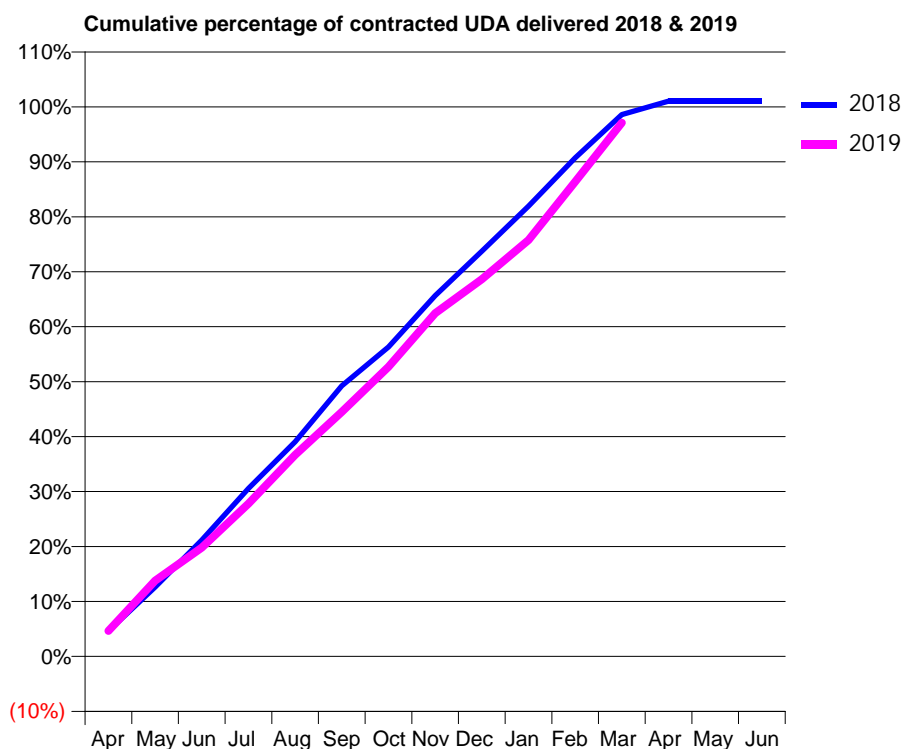
18/19 Contracted general activity (UDA)	8,926
Carry forward general activity (UDA)	0
18/19 Contracted orthodontic activity (UOA)	0
Carry forward orthodontic activity (UOA)	0
Baseline contract value	£223,948.13

ACCESS*

Patients seen in 24 months	Total	Change since previous quarter
Quarter ending March 2018	3,393	
Quarter ending June 2018	3,316	↓
Quarter ending September 2018	3,328	→
Quarter ending December 2018	3,393	→
Quarter ending March 2019	3,597	↑
Variance since March 2018	6.0%	↑



ACTIVITY



Month	Adjusted Scheduled Activity (UDA)	
	2018	2019
April	413	415
May	1,128	1,232
June	1,889	1,766
July	2,729	2,482
August	3,487	3,273
September	4,393	3,971
October	5,027	4,703
November	5,861	5,573
December	6,582	6,126
January	7,313	6,761
February	8,097	7,710
March	8,799	8,668
April	9,018	
May	9,018	
June	9,019	

QUALITY

	Quantity	Base Number	Contract	AT	Region	England
% of FP17s for the same patient ID Re-attending within 3 months - Children	160	2,743	5.8%	11.4%	11.3%	11.8%
% of FP17s for the same patient ID Re-attending within 3 months - Adults	259	1,538	16.8%	16.2%	15.4%	15.7%
% of FP17s for the same patient ID Re-attending between 3 & 9 months - Children	1,330	2,743	48.5%	55.6%	61.3%	58.9%
% of FP17s for the same patient ID Re-attending between 3 & 9 months - Adults	555	1,538	36.1%	48.5%	52.1%	50.8%
% of FP17s for Band 1 Urgent Courses	470	4,162	11.3%	10.1%	9.5%	9.1%
% of FP17s Relating to Free Repair or Replacements	0	4,162	0.0%	0.5%	0.6%	0.8%
% of FP17s Relating to Continuations	2	4,162	0.0%	0.7%	0.8%	0.9%
% of Patients satisfied with the dentistry they have received	0	0	N/A	90.9%	92.4%	92.5%
% of Patients satisfied with the time they had to wait for an appointment	0	0	N/A	86.2%	86.3%	87.0%

* This is based on patients treated on this contract for their most recent course of treatment. Figures in italics indicate the base number of FP17s or Patient Questionnaire responses are less than 100. N/A is shown where the base number of responses is less than 10 during the period. % is calculated as Quantity/Base number*100

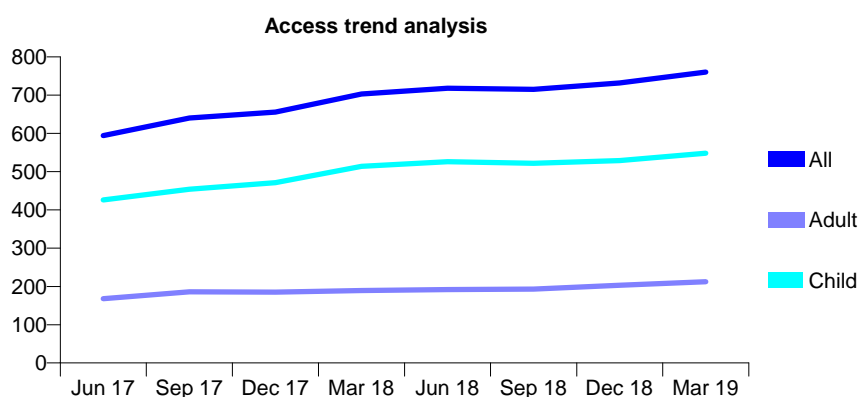
Q67 - Vital Signs At a Glance Contract Report for 103705/0001 - March 2019

Name or company name	Fourways Dental Surgery
Contract type name	GDS Contract
Purpose of contract	General
Contract start date	20/12/2015
Contract end date	

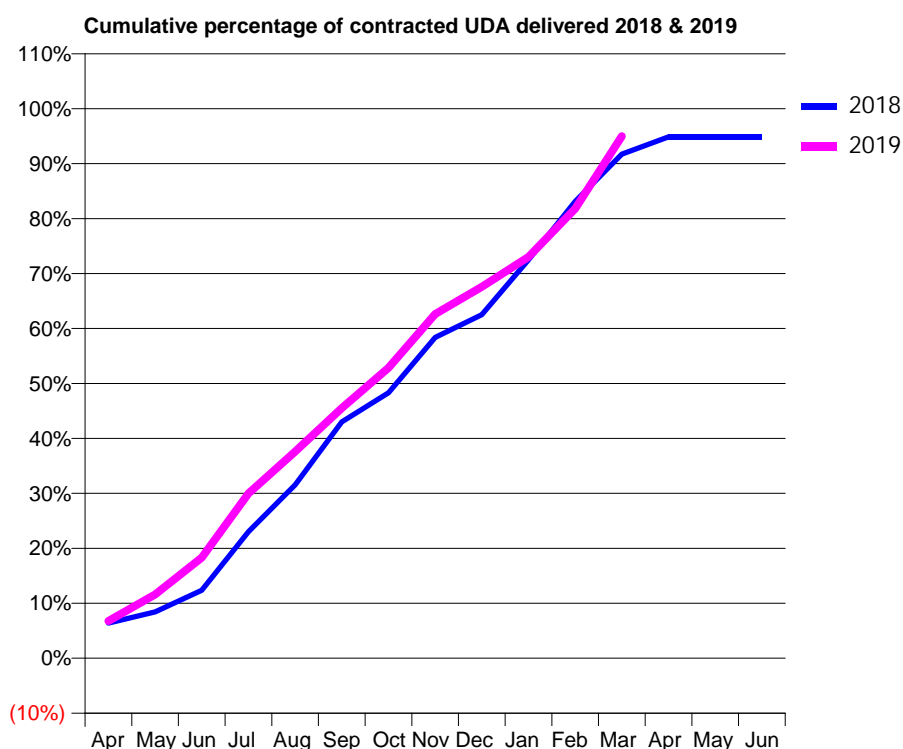
18/19 Contracted general activity (UDA)	1,460
Carry forward general activity (UDA)	0
18/19 Contracted orthodontic activity (UOA)	0
Carry forward orthodontic activity (UOA)	0
Baseline contract value	£36,710.44

ACCESS*

Patients seen in 24 months	Total	Change since previous quarter
Quarter ending March 2018	703	
Quarter ending June 2018	718	↑
Quarter ending September 2018	715	→
Quarter ending December 2018	732	↑
Quarter ending March 2019	760	↑
Variance since March 2018	8.1%	↑



ACTIVITY



Month	2018	2019
April	93	99
May	123	170
June	180	267
July	336	438
August	461	549
September	628	665
October	705	772
November	852	914
December	913	986
January	1,058	1,066
February	1,214	1,194
March	1,339	1,386
April	1,385	
May	1,385	
June	1,385	

QUALITY

	Quantity	Base Number	Contract	AT	Region	England
% of FP17s for the same patient ID Re-attending within 3 months - Children	48	809	5.9%	11.4%	11.3%	11.8%
% of FP17s for the same patient ID Re-attending within 3 months - Adults	26	190	13.7%	16.2%	15.4%	15.7%
% of FP17s for the same patient ID Re-attending between 3 & 9 months - Children	515	809	63.7%	55.6%	61.3%	58.9%
% of FP17s for the same patient ID Re-attending between 3 & 9 months - Adults	100	190	52.6%	48.5%	52.1%	50.8%
% of FP17s for Band 1 Urgent Courses	38	965	3.9%	10.1%	9.5%	9.1%
% of FP17s Relating to Free Repair or Replacements	0	965	0.0%	0.5%	0.6%	0.8%
% of FP17s Relating to Continuations	0	965	0.0%	0.7%	0.8%	0.9%
% of Patients satisfied with the dentistry they have received	1	1	N/A	90.9%	92.4%	92.5%
% of Patients satisfied with the time they had to wait for an appointment	1	1	N/A	86.2%	86.3%	87.0%

* This is based on patients treated on this contract for their most recent course of treatment.

Figures in italics indicate the base number of FP17s or Patient Questionnaire responses are less than 100. N/A is shown where the base number of responses is less than 10 during the period. % is calculated as Quantity/Base number*100

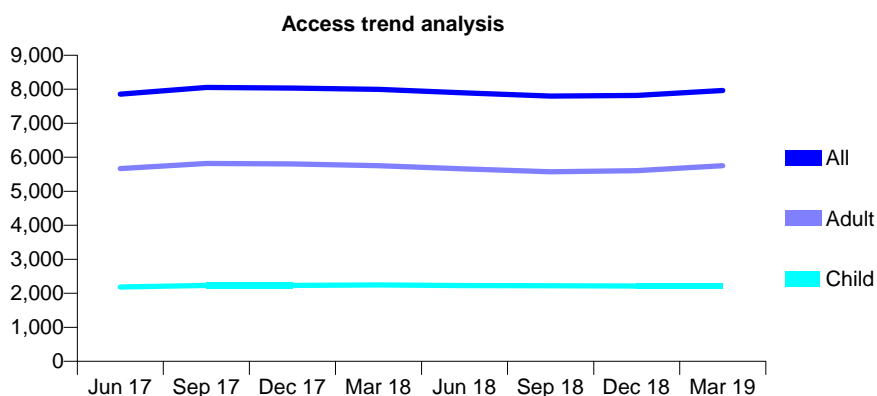
Q67 - Vital Signs At a Glance Contract Report for 104981/0001 - March 2019

Name or company name	Pennypot Dental Practice Ltd
Contract type name	GDS Contract
Purpose of contract	General
Contract start date	11/04/2011
Contract end date	

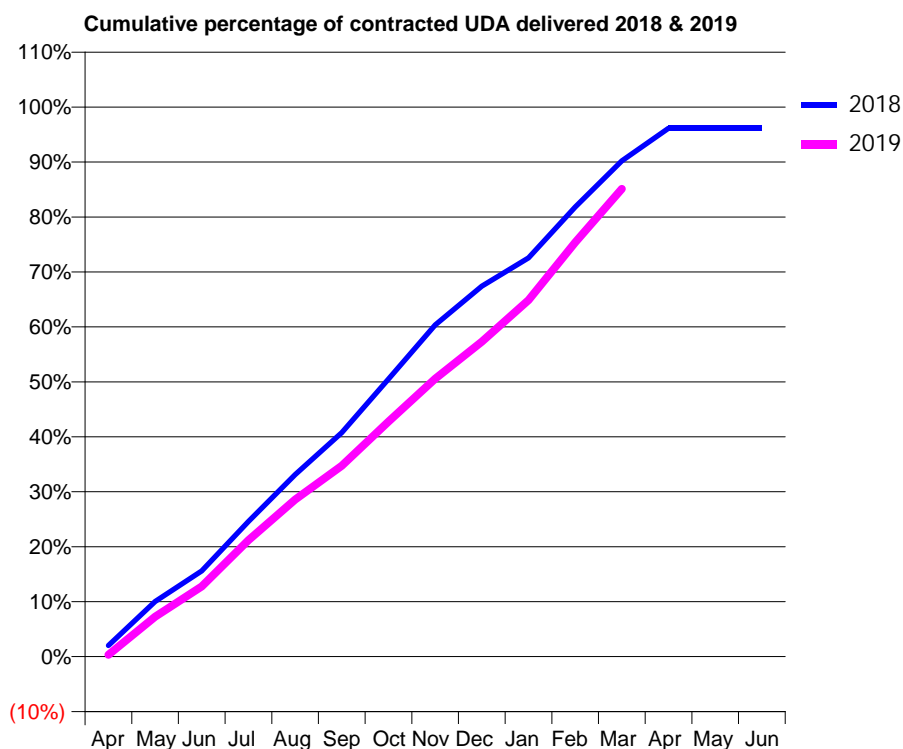
18/19 Contracted general activity (UDA)	22,682
Carry forward general activity (UDA)	872
18/19 Contracted orthodontic activity (UOA)	0
Carry forward orthodontic activity (UOA)	0
Baseline contract value	£604,557.08

ACCESS*

Patients seen in 24 months	Total	Change since previous quarter
Quarter ending March 2018	7,999	
Quarter ending June 2018	7,891	↓
Quarter ending September 2018	7,800	↓
Quarter ending December 2018	7,818	→
Quarter ending March 2019	7,968	→
Variance since March 2018	(0.4%)	→



ACTIVITY



Month	Adjusted Scheduled Activity (UDA)	
	2018	2019
April	461	78
May	2,274	1,646
June	3,535	2,895
July	5,579	4,808
August	7,514	6,488
September	9,246	7,880
October	11,455	9,701
November	13,693	11,473
December	15,290	12,997
January	16,458	14,717
February	18,560	17,100
March	20,463	19,308
April	21,809	
May	21,810	
June	21,810	

QUALITY

	Quantity	Base Number	Contract	AT	Region	England
% of FP17s for the same patient ID Re-attending within 3 months - Children	324	3,683	8.8%	11.4%	11.3%	11.8%
% of FP17s for the same patient ID Re-attending within 3 months - Adults	1,153	8,400	13.7%	16.2%	15.4%	15.7%
% of FP17s for the same patient ID Re-attending between 3 & 9 months - Children	2,296	3,683	62.3%	55.6%	61.3%	58.9%
% of FP17s for the same patient ID Re-attending between 3 & 9 months - Adults	4,684	8,400	55.8%	48.5%	52.1%	50.8%
% of FP17s for Band 1 Urgent Courses	1,404	11,512	12.2%	10.1%	9.5%	9.1%
% of FP17s Relating to Free Repair or Replacements	18	11,512	0.2%	0.5%	0.6%	0.8%
% of FP17s Relating to Continuations	5	11,512	0.0%	0.7%	0.8%	0.9%
% of Patients satisfied with the dentistry they have received	1	2	N/A	90.9%	92.4%	92.5%
% of Patients satisfied with the time they had to wait for an appointment	1	2	N/A	86.2%	86.3%	87.0%

* This is based on patients treated on this contract for their most recent course of treatment. Figures in italics indicate the base number of FP17s or Patient Questionnaire responses are less than 100. N/A is shown where the base number of responses is less than 10 during the period. % is calculated as Quantity/Base number*100

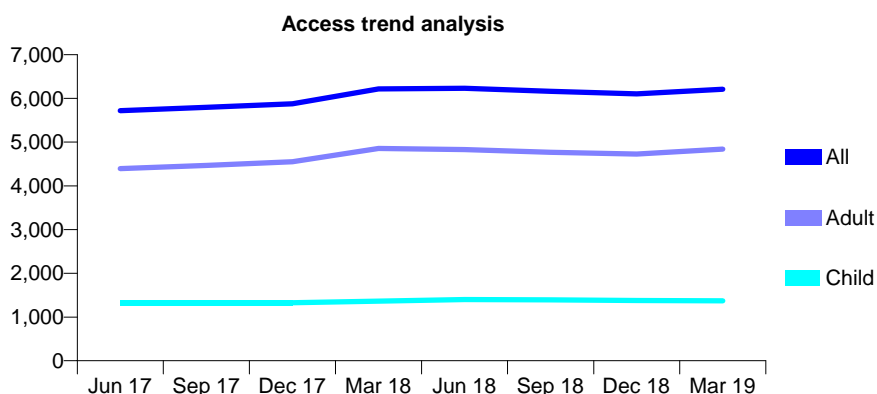
Q67 - Vital Signs At a Glance Contract Report for 104981/0002 - March 2019

Name or company name	Pennypot Dental Practice Ltd
Contract type name	GDS Contract
Purpose of contract	General
Contract start date	11/04/2011
Contract end date	

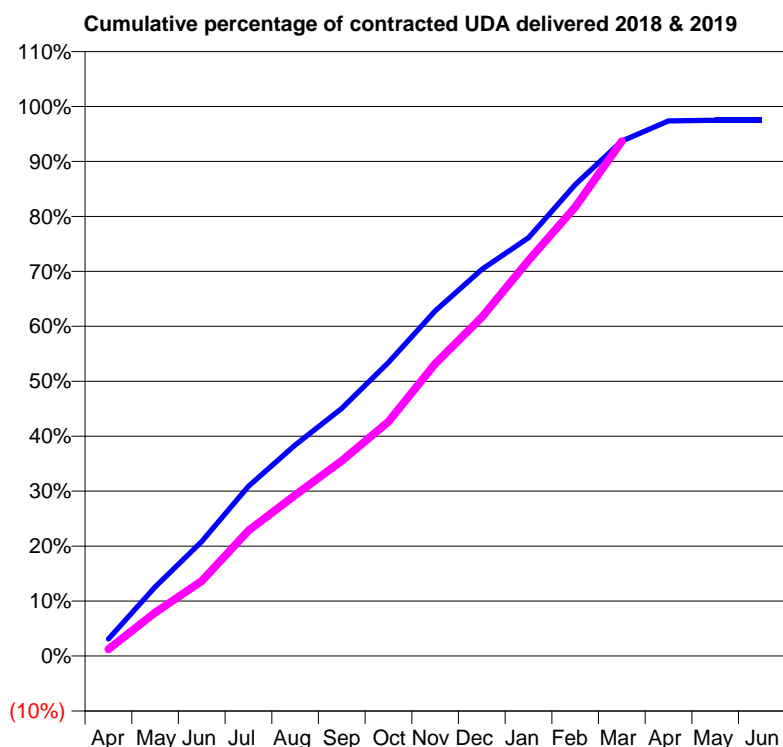
18/19 Contracted general activity (UDA)	15,124
Carry forward general activity (UDA)	379
18/19 Contracted orthodontic activity (UOA)	0
Carry forward orthodontic activity (UOA)	0
Baseline contract value	£403,038.04

ACCESS*

Patients seen in 24 months	Total	Change since previous quarter
Quarter ending March 2018	6,219	
Quarter ending June 2018	6,230	→
Quarter ending September 2018	6,162	↓
Quarter ending December 2018	6,103	→
Quarter ending March 2019	6,209	→
Variance since March 2018	(0.2%)	→



ACTIVITY



Month	Adjusted Scheduled Activity (UDA)	
	2018	2019
April	469	188
May	1,902	1,193
June	3,149	2,063
July	4,671	3,453
August	5,809	4,428
September	6,816	5,371
October	8,081	6,451
November	9,499	8,041
December	10,638	9,322
January	11,513	10,887
February	12,973	12,356
March	14,170	14,166
April	14,725	
May	14,744	
June	14,744	

QUALITY

	Quantity	Base Number	Contract	AT	Region	England
% of FP17s for the same patient ID Re-attending within 3 months - Children	160	2,173	7.4%	11.4%	11.3%	11.8%
% of FP17s for the same patient ID Re-attending within 3 months - Adults	778	6,977	11.2%	16.2%	15.4%	15.7%
% of FP17s for the same patient ID Re-attending between 3 & 9 months - Children	1,355	2,173	62.4%	55.6%	61.3%	58.9%
% of FP17s for the same patient ID Re-attending between 3 & 9 months - Adults	4,328	6,977	62.0%	48.5%	52.1%	50.8%
% of FP17s for Band 1 Urgent Courses	736	8,262	8.9%	10.1%	9.5%	9.1%
% of FP17s Relating to Free Repair or Replacements	28	8,262	0.3%	0.5%	0.6%	0.8%
% of FP17s Relating to Continuations	15	8,262	0.2%	0.7%	0.8%	0.9%
% of Patients satisfied with the dentistry they have received	1	2	N/A	90.9%	92.4%	92.5%
% of Patients satisfied with the time they had to wait for an appointment	2	2	N/A	86.2%	86.3%	87.0%

* This is based on patients treated on this contract for their most recent course of treatment. Figures in italics indicate the base number of FP17s or Patient Questionnaire responses are less than 100. N/A is shown where the base number of responses is less than 10 during the period. % is calculated as Quantity/Base number*100

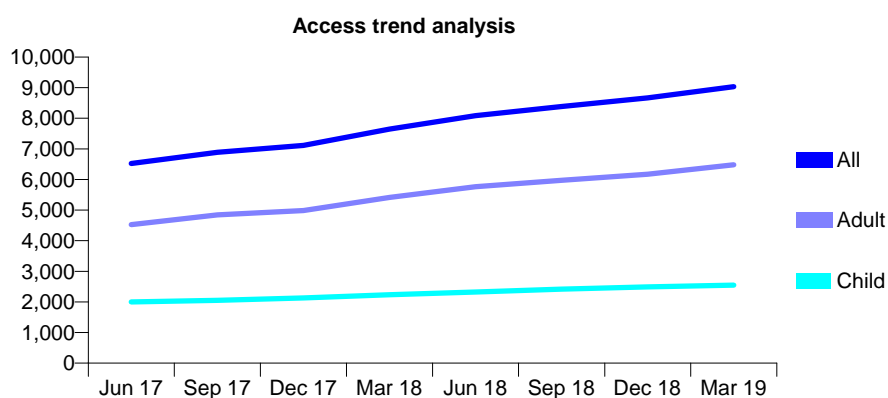
Q67 - Vital Signs At a Glance Contract Report for 104981/0003 - March 2019

Name or company name	Pennypot Dental Practice Ltd
Contract type name	GDS Contract
Purpose of contract	General
Contract start date	11/04/2011
Contract end date	

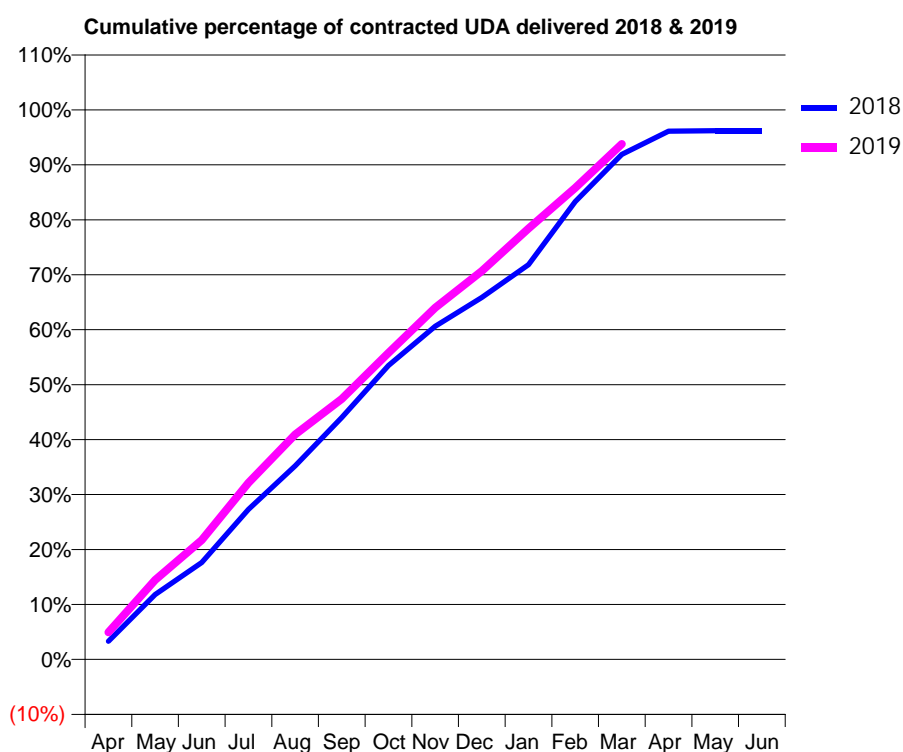
18/19 Contracted general activity (UDA)	21,000
Carry forward general activity (UDA)	0
18/19 Contracted orthodontic activity (UOA)	0
Carry forward orthodontic activity (UOA)	0
Baseline contract value	£548,063.16

ACCESS*

Patients seen in 24 months	Total	Change since previous quarter
Quarter ending March 2018	7,650	
Quarter ending June 2018	8,084	↑
Quarter ending September 2018	8,384	↑
Quarter ending December 2018	8,663	↑
Quarter ending March 2019	9,033	↑
Variance since March 2018	18.1%	↑



ACTIVITY



Month	Adjusted Scheduled Activity (UDA)	
	2018	2019
April	630	1,035
May	2,242	3,034
June	3,350	4,556
July	5,191	6,747
August	6,690	8,597
September	8,360	9,954
October	10,163	11,711
November	11,515	13,439
December	12,512	14,839
January	13,646	16,466
February	15,827	18,018
March	17,458	19,694
April	18,262	
May	18,280	
June	18,281	

QUALITY

	Quantity	Base Number	Contract	AT	Region	England
% of FP17s for the same patient ID Re-attending within 3 months - Children	236	3,861	6.1%	11.4%	11.3%	11.8%
% of FP17s for the same patient ID Re-attending within 3 months - Adults	952	8,339	11.4%	16.2%	15.4%	15.7%
% of FP17s for the same patient ID Re-attending between 3 & 9 months - Children	2,422	3,861	62.7%	55.6%	61.3%	58.9%
% of FP17s for the same patient ID Re-attending between 3 & 9 months - Adults	4,189	8,339	50.2%	48.5%	52.1%	50.8%
% of FP17s for Band 1 Urgent Courses	1,532	11,773	13.0%	10.1%	9.5%	9.1%
% of FP17s Relating to Free Repair or Replacements	33	11,773	0.3%	0.5%	0.6%	0.8%
% of FP17s Relating to Continuations	30	11,773	0.3%	0.7%	0.8%	0.9%
% of Patients satisfied with the dentistry they have received	5	5	N/A	90.9%	92.4%	92.5%
% of Patients satisfied with the time they had to wait for an appointment	5	5	N/A	86.2%	86.3%	87.0%

* This is based on patients treated on this contract for their most recent course of treatment. Figures in italics indicate the base number of FP17s or Patient Questionnaire responses are less than 100. N/A is shown where the base number of responses is less than 10 during the period. % is calculated as Quantity/Base number*100

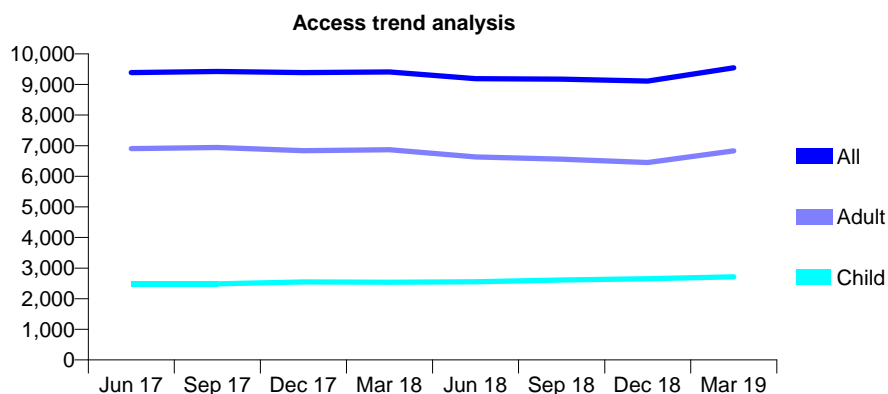
Q67 - Vital Signs At a Glance Contract Report for 104981/0004 - March 2019

Name or company name	Pennypot Dental Practice Ltd
Contract type name	GDS Contract
Purpose of contract	General
Contract start date	11/04/2011
Contract end date	

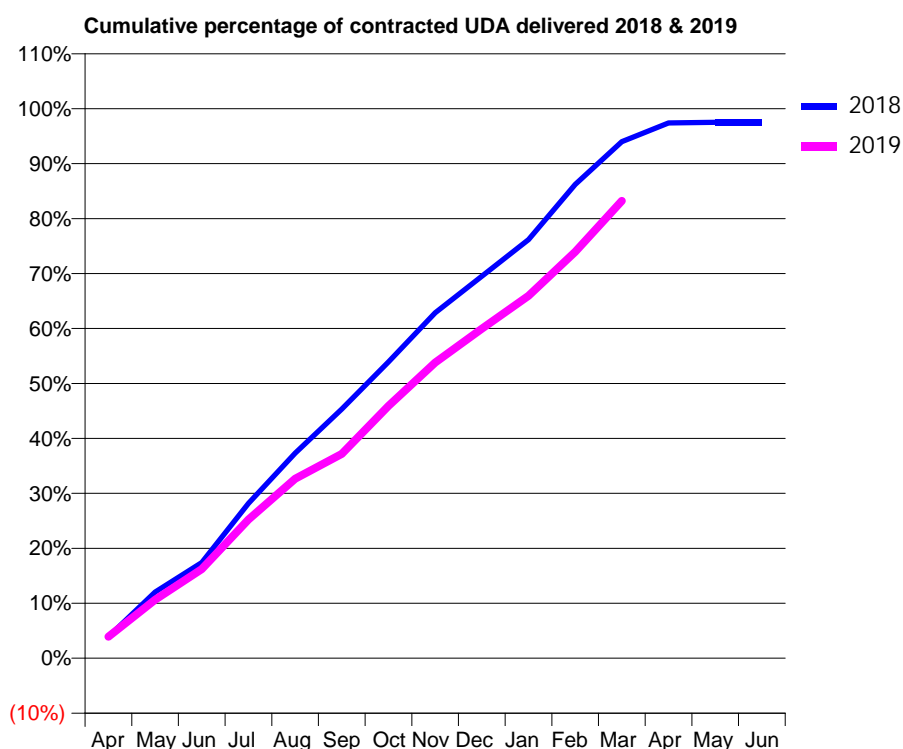
18/19 Contracted general activity (UDA)	26,000
Carry forward general activity (UDA)	111
18/19 Contracted orthodontic activity (UOA)	0
Carry forward orthodontic activity (UOA)	0
Baseline contract value	£676,748.28

ACCESS*

Patients seen in 24 months	Total	Change since previous quarter
Quarter ending March 2018	9,409	
Quarter ending June 2018	9,190	↓
Quarter ending September 2018	9,175	→
Quarter ending December 2018	9,107	→
Quarter ending March 2019	9,545	↑
Variance since March 2018	1.4%	→



ACTIVITY



Month	Adjusted Scheduled Activity (UDA)	
	2018	2019
April	961	1,022
May	2,953	2,764
June	4,267	4,211
July	6,908	6,561
August	9,145	8,486
September	11,103	9,672
October	13,207	11,935
November	15,404	13,993
December	17,025	15,590
January	18,661	17,143
February	21,123	19,231
March	23,031	21,636
April	23,865	
May	23,889	
June	23,889	

QUALITY

	Quantity	Base Number	Contract	AT	Region	England
% of FP17s for the same patient ID Re-attending within 3 months - Children	286	4,445	6.4%	11.4%	11.3%	11.8%
% of FP17s for the same patient ID Re-attending within 3 months - Adults	1,072	10,233	10.5%	16.2%	15.4%	15.7%
% of FP17s for the same patient ID Re-attending between 3 & 9 months - Children	3,030	4,445	68.2%	55.6%	61.3%	58.9%
% of FP17s for the same patient ID Re-attending between 3 & 9 months - Adults	6,572	10,233	64.2%	48.5%	52.1%	50.8%
% of FP17s for Band 1 Urgent Courses	1,263	14,216	8.9%	10.1%	9.5%	9.1%
% of FP17s Relating to Free Repair or Replacements	30	14,216	0.2%	0.5%	0.6%	0.8%
% of FP17s Relating to Continuations	27	14,216	0.2%	0.7%	0.8%	0.9%
% of Patients satisfied with the dentistry they have received	7	7	N/A	90.9%	92.4%	92.5%
% of Patients satisfied with the time they had to wait for an appointment	7	7	N/A	86.2%	86.3%	87.0%

* This is based on patients treated on this contract for their most recent course of treatment.

Figures in italics indicate the base number of FP17s or Patient Questionnaire responses are less than 100. N/A is shown where the base number of responses is less than 10 during the period. % is calculated as Quantity/Base number*100

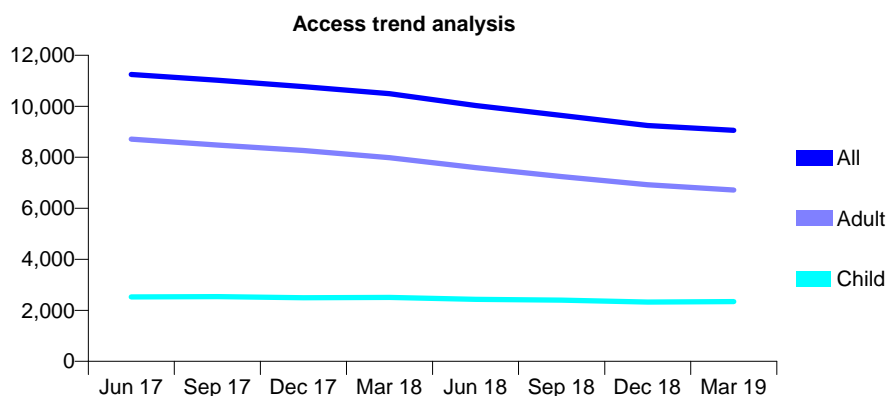
Q67 - Vital Signs At a Glance Contract Report for 105414/0003 - March 2019

Name or company name	First Choice Dental Limited
Contract type name	GDS Contract
Purpose of contract	General
Contract start date	01/04/2006
Contract end date	

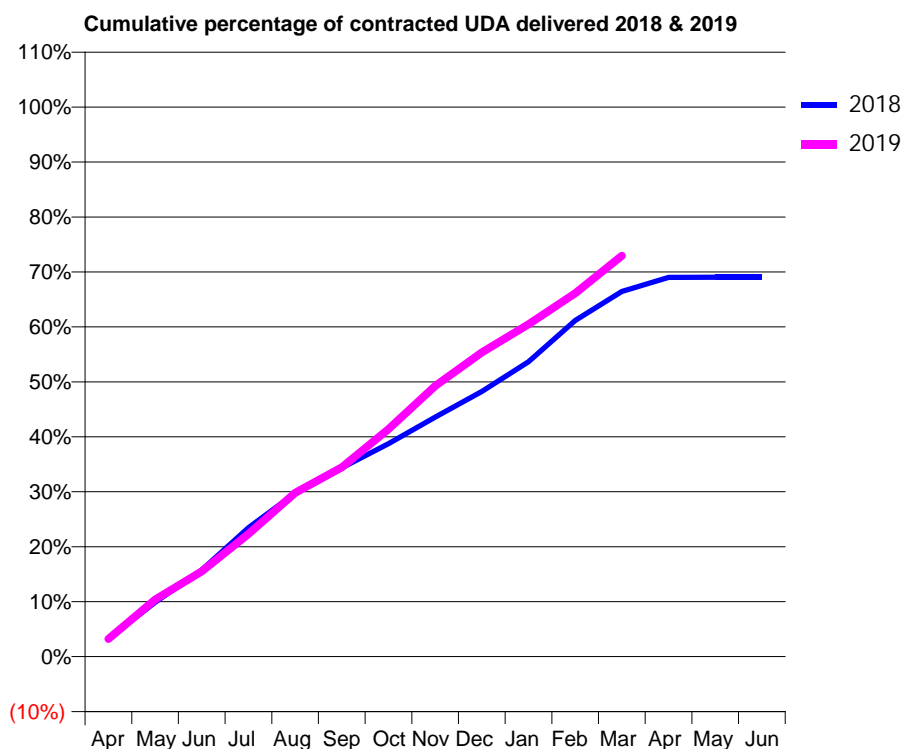
18/19 Contracted general activity (UDA)	30,958
Carry forward general activity (UDA)	0
18/19 Contracted orthodontic activity (UOA)	0
Carry forward orthodontic activity (UOA)	0
Baseline contract value	£707,840.46

ACCESS*

Patients seen in 24 months	Total	Change since previous quarter
Quarter ending March 2018	10,491	
Quarter ending June 2018	10,031	↓
Quarter ending September 2018	9,640	↓
Quarter ending December 2018	9,249	↓
Quarter ending March 2019	9,057	↓
Variance since March 2018	(13.7%)	↓



ACTIVITY



Month	Adjusted Scheduled Activity (UDA)	
	2018	2019
April	1,205	998
May	3,658	3,223
June	5,826	4,803
July	8,666	6,915
August	10,998	9,226
September	12,698	10,668
October	14,314	12,823
November	16,113	15,257
December	17,824	17,130
January	19,831	18,724
February	22,607	20,470
March	24,561	22,581
April	25,500	
May	25,509	
June	25,509	

QUALITY

	Quantity	Base Number	Contract	AT	Region	England
% of FP17s for the same patient ID Re-attending within 3 months - Children	125	2,950	4.2%	11.4%	11.3%	11.8%
% of FP17s for the same patient ID Re-attending within 3 months - Adults	725	7,414	9.8%	16.2%	15.4%	15.7%
% of FP17s for the same patient ID Re-attending between 3 & 9 months - Children	1,563	2,950	53.0%	55.6%	61.3%	58.9%
% of FP17s for the same patient ID Re-attending between 3 & 9 months - Adults	3,342	7,414	45.1%	48.5%	52.1%	50.8%
% of FP17s for Band 1 Urgent Courses	648	9,963	6.5%	10.1%	9.5%	9.1%
% of FP17s Relating to Free Repair or Replacements	20	9,963	0.2%	0.5%	0.6%	0.8%
% of FP17s Relating to Continuations	76	9,963	0.8%	0.7%	0.8%	0.9%
% of Patients satisfied with the dentistry they have received	4	4	N/A	90.9%	92.4%	92.5%
% of Patients satisfied with the time they had to wait for an appointment	2	4	N/A	86.2%	86.3%	87.0%

* This is based on patients treated on this contract for their most recent course of treatment. Figures in italics indicate the base number of FP17s or Patient Questionnaire responses are less than 100. N/A is shown where the base number of responses is less than 10 during the period. % is calculated as Quantity/Base number*100

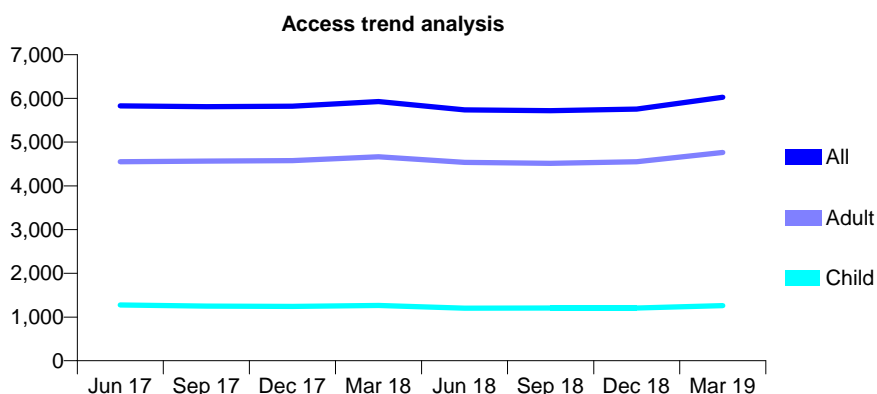
Q67 - Vital Signs At a Glance Contract Report for 105872/0001 - March 2019

Name or company name	Eastgate Dental Practice Ltd
Contract type name	GDS Contract
Purpose of contract	General
Contract start date	01/04/2011
Contract end date	

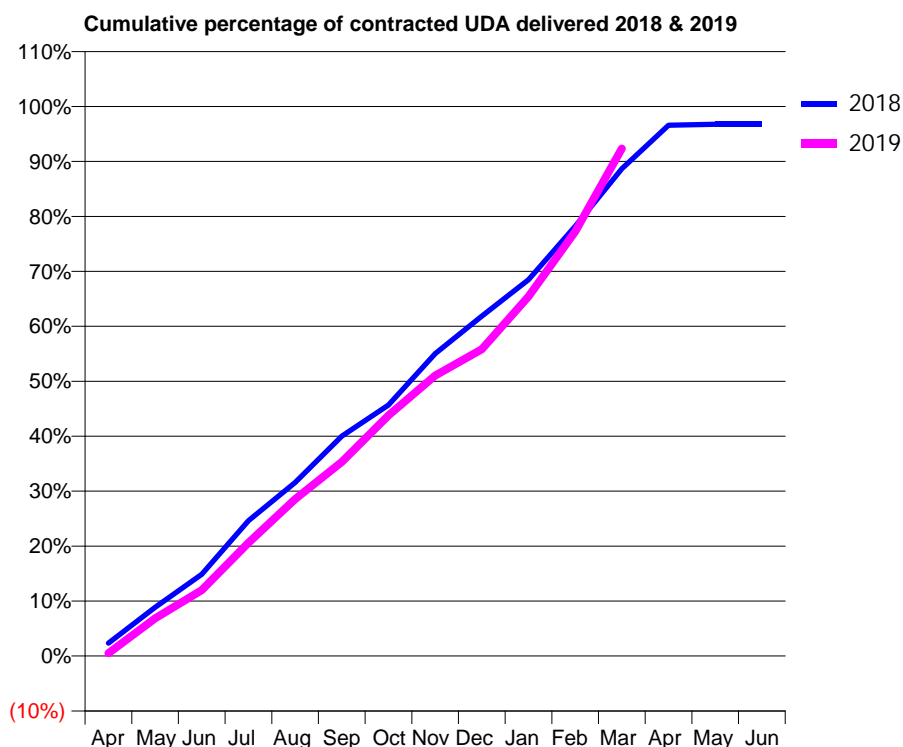
18/19 Contracted general activity (UDA)	14,281
Carry forward general activity (UDA)	463
18/19 Contracted orthodontic activity (UOA)	0
Carry forward orthodontic activity (UOA)	0
Baseline contract value	£374,653.13

ACCESS*

Patients seen in 24 months	Total	Change since previous quarter
Quarter ending March 2018	5,929	
Quarter ending June 2018	5,739	↓
Quarter ending September 2018	5,722	→
Quarter ending December 2018	5,758	→
Quarter ending March 2019	6,024	↑
Variance since March 2018	1.6%	→



ACTIVITY



Month	Adjusted Scheduled Activity (UDA)	
	2018	2019
April	336	73
May	1,266	978
June	2,122	1,711
July	3,517	2,945
August	4,511	4,077
September	5,713	5,043
October	6,523	6,252
November	7,859	7,289
December	8,833	7,968
January	9,779	9,342
February	11,167	11,032
March	12,662	13,184
April	13,794	
May	13,818	
June	13,818	

QUALITY

	Quantity	Base Number	Contract	AT	Region	England
% of FP17s for the same patient ID Re-attending within 3 months - Children	82	1,486	5.5%	11.4%	11.3%	11.8%
% of FP17s for the same patient ID Re-attending within 3 months - Adults	769	5,227	14.7%	16.2%	15.4%	15.7%
% of FP17s for the same patient ID Re-attending between 3 & 9 months - Children	461	1,486	31.0%	55.6%	61.3%	58.9%
% of FP17s for the same patient ID Re-attending between 3 & 9 months - Adults	1,380	5,227	26.4%	48.5%	52.1%	50.8%
% of FP17s for Band 1 Urgent Courses	808	5,874	13.8%	10.1%	9.5%	9.1%
% of FP17s Relating to Free Repair or Replacements	36	5,874	0.6%	0.5%	0.6%	0.8%
% of FP17s Relating to Continuations	55	5,874	0.9%	0.7%	0.8%	0.9%
% of Patients satisfied with the dentistry they have received	7	7	N/A	90.9%	92.4%	92.5%
% of Patients satisfied with the time they had to wait for an appointment	6	7	N/A	86.2%	86.3%	87.0%

* This is based on patients treated on this contract for their most recent course of treatment. Figures in italics indicate the base number of FP17s or Patient Questionnaire responses are less than 100. N/A is shown where the base number of responses is less than 10 during the period. % is calculated as Quantity/Base number*100

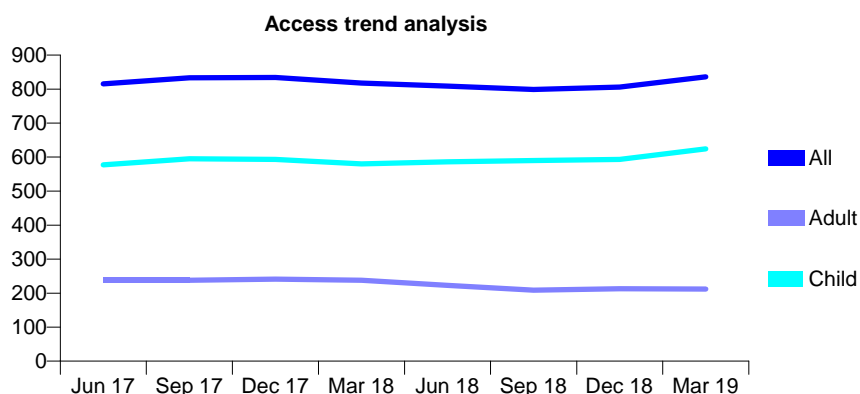
Q67 - Vital Signs At a Glance Contract Report for 107417/0001 - March 2019

Name or company name	Andrew House Dental Practice
Contract type name	GDS Contract
Purpose of contract	General
Contract start date	01/11/2010
Contract end date	

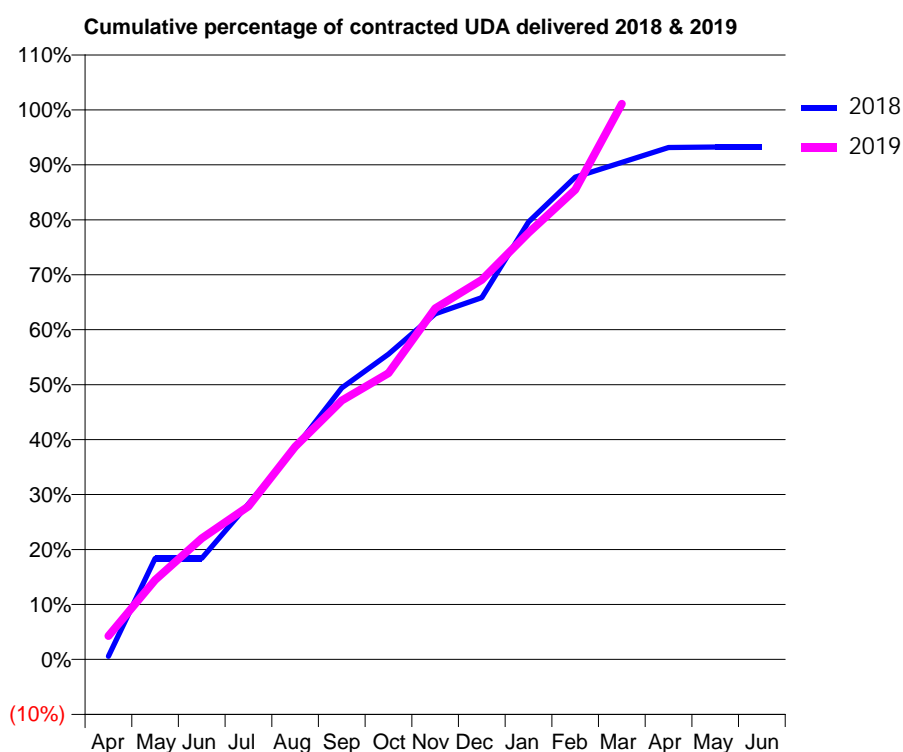
18/19 Contracted general activity (UDA)	2,448
Carry forward general activity (UDA)	0
18/19 Contracted orthodontic activity (UOA)	0
Carry forward orthodontic activity (UOA)	0
Baseline contract value	£61,553.76

ACCESS*

Patients seen in 24 months	Total	Change since previous quarter
Quarter ending March 2018	818	
Quarter ending June 2018	809	↓
Quarter ending September 2018	799	↓
Quarter ending December 2018	806	→
Quarter ending March 2019	836	↑
Variance since March 2018	2.2%	↑



ACTIVITY



Month	Adjusted Scheduled Activity (UDA)	
	2018	2019
April	14	104
May	450	354
June	450	539
July	693	681
August	942	948
September	1,210	1,153
October	1,360	1,275
November	1,539	1,564
December	1,611	1,690
January	1,949	1,900
February	2,148	2,092
March	2,214	2,474
April	2,280	
May	2,282	
June	2,282	

QUALITY

	Quantity	Base Number	Contract	AT	Region	England
% of FP17s for the same patient ID Re-attending within 3 months - Children	76	1,143	6.6%	11.4%	11.3%	11.8%
% of FP17s for the same patient ID Re-attending within 3 months - Adults	40	201	19.9%	16.2%	15.4%	15.7%
% of FP17s for the same patient ID Re-attending between 3 & 9 months - Children	788	1,143	68.9%	55.6%	61.3%	58.9%
% of FP17s for the same patient ID Re-attending between 3 & 9 months - Adults	120	201	59.7%	48.5%	52.1%	50.8%
% of FP17s for Band 1 Urgent Courses	33	1,305	2.5%	10.1%	9.5%	9.1%
% of FP17s Relating to Free Repair or Replacements	0	1,305	0.0%	0.5%	0.6%	0.8%
% of FP17s Relating to Continuations	0	1,305	0.0%	0.7%	0.8%	0.9%
% of Patients satisfied with the dentistry they have received	1	1	N/A	90.9%	92.4%	92.5%
% of Patients satisfied with the time they had to wait for an appointment	1	1	N/A	86.2%	86.3%	87.0%

* This is based on patients treated on this contract for their most recent course of treatment. Figures in italics indicate the base number of FP17s or Patient Questionnaire responses are less than 100. N/A is shown where the base number of responses is less than 10 during the period. % is calculated as Quantity/Base number*100

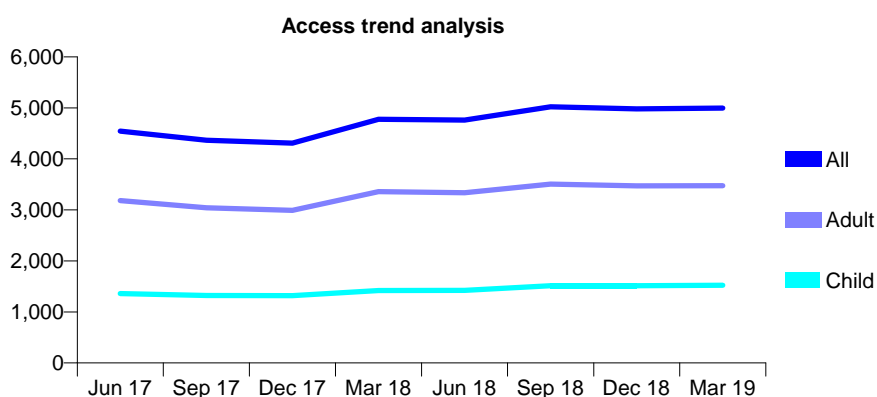
Q67 - Vital Signs At a Glance Contract Report for 108030/0001 - March 2019

Name or company name	Longford Dental Centre
Contract type name	GDS Contract
Purpose of contract	General
Contract start date	01/09/2009
Contract end date	

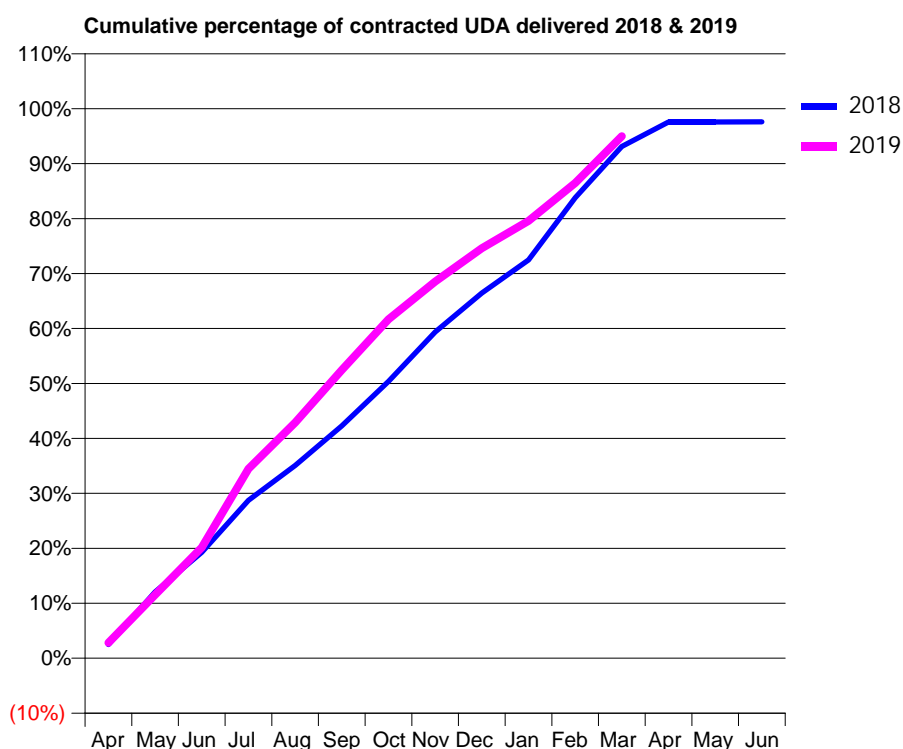
18/19 Contracted general activity (UDA)	12,160
Carry forward general activity (UDA)	314
18/19 Contracted orthodontic activity (UOA)	0
Carry forward orthodontic activity (UOA)	0
Baseline contract value	£333,025.27

ACCESS*

Patients seen in 24 months	Total	Change since previous quarter
Quarter ending March 2018	4,778	
Quarter ending June 2018	4,760	→
Quarter ending September 2018	5,020	↑
Quarter ending December 2018	4,982	→
Quarter ending March 2019	4,996	→
Variance since March 2018	4.6%	↑



ACTIVITY



Month	Adjusted Scheduled Activity (UDA)	
	2018	2019
April	324	345
May	1,573	1,407
June	2,513	2,447
July	3,742	4,193
August	4,572	5,215
September	5,511	6,375
October	6,567	7,499
November	7,738	8,335
December	8,662	9,072
January	9,446	9,679
February	10,924	10,515
March	12,137	11,553
April	12,718	
May	12,718	
June	12,721	

QUALITY

	Quantity	Base Number	Contract	AT	Region	England
% of FP17s for the same patient ID Re-attending within 3 months - Children	103	1,841	5.6%	11.4%	11.3%	11.8%
% of FP17s for the same patient ID Re-attending within 3 months - Adults	466	3,852	12.1%	16.2%	15.4%	15.7%
% of FP17s for the same patient ID Re-attending between 3 & 9 months - Children	909	1,841	49.4%	55.6%	61.3%	58.9%
% of FP17s for the same patient ID Re-attending between 3 & 9 months - Adults	1,603	3,852	41.6%	48.5%	52.1%	50.8%
% of FP17s for Band 1 Urgent Courses	533	5,448	9.8%	10.1%	9.5%	9.1%
% of FP17s Relating to Free Repair or Replacements	24	5,448	0.4%	0.5%	0.6%	0.8%
% of FP17s Relating to Continuations	85	5,448	1.6%	0.7%	0.8%	0.9%
% of Patients satisfied with the dentistry they have received	4	4	N/A	90.9%	92.4%	92.5%
% of Patients satisfied with the time they had to wait for an appointment	4	4	N/A	86.2%	86.3%	87.0%

* This is based on patients treated on this contract for their most recent course of treatment.

Figures in italics indicate the base number of FP17s or Patient Questionnaire responses are less than 100. N/A is shown where the base number of responses is less than 10 during the period. % is calculated as Quantity/Base number*100

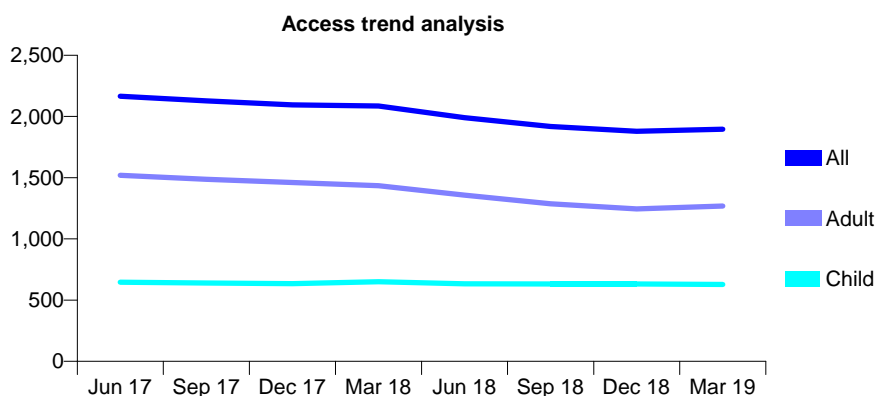
Q67 - Vital Signs At a Glance Contract Report for 108030/0002 - March 2019

Name or company name	Longford Dental Centre
Contract type name	GDS Contract
Purpose of contract	General
Contract start date	01/09/2009
Contract end date	

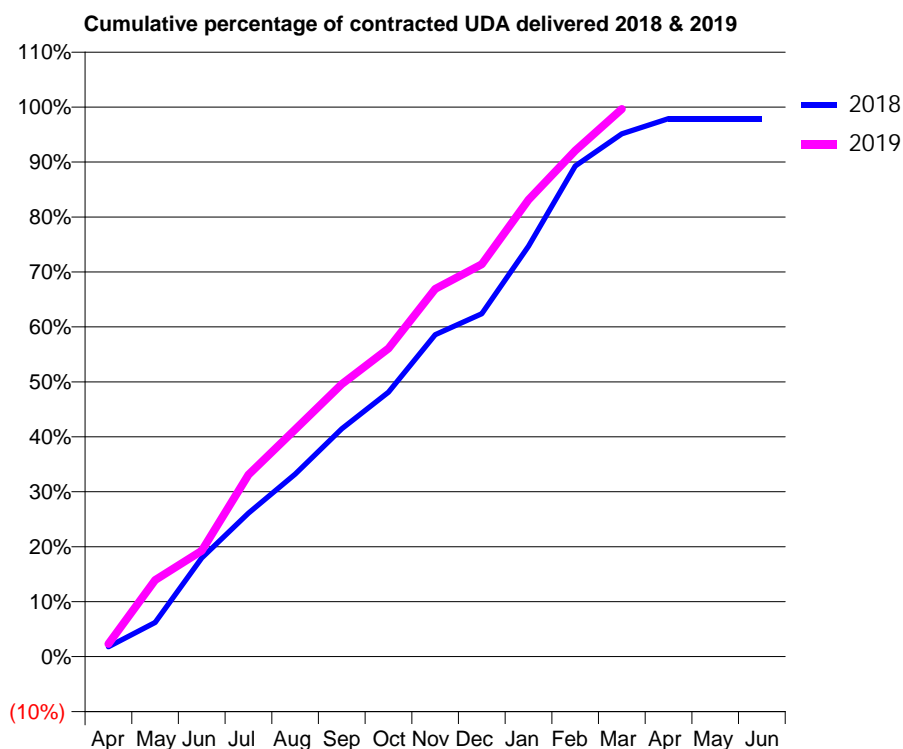
18/19 Contracted general activity (UDA)	6,019
Carry forward general activity (UDA)	126
18/19 Contracted orthodontic activity (UOA)	0
Carry forward orthodontic activity (UOA)	0
Baseline contract value	£170,534.72

ACCESS*

Patients seen in 24 months	Total	Change since previous quarter
Quarter ending March 2018	2,086	
Quarter ending June 2018	1,991	↓
Quarter ending September 2018	1,919	↓
Quarter ending December 2018	1,878	↓
Quarter ending March 2019	1,896	→
Variance since March 2018	(9.1%)	↓



ACTIVITY



Month	Adjusted Scheduled Activity (UDA)	
	2018	2019
April	109	140
May	374	839
June	1,082	1,159
July	1,572	1,991
August	1,999	2,488
September	2,495	2,985
October	2,897	3,375
November	3,525	4,028
December	3,757	4,296
January	4,494	5,003
February	5,372	5,541
March	5,727	5,998
April	5,893	
May	5,893	
June	5,893	

QUALITY

	Quantity	Base Number	Contract	AT	Region	England
% of FP17s for the same patient ID Re-attending within 3 months - Children	36	865	4.2%	11.4%	11.3%	11.8%
% of FP17s for the same patient ID Re-attending within 3 months - Adults	104	1,383	7.5%	16.2%	15.4%	15.7%
% of FP17s for the same patient ID Re-attending between 3 & 9 months - Children	467	865	54.0%	55.6%	61.3%	58.9%
% of FP17s for the same patient ID Re-attending between 3 & 9 months - Adults	571	1,383	41.3%	48.5%	52.1%	50.8%
% of FP17s for Band 1 Urgent Courses	149	2,183	6.8%	10.1%	9.5%	9.1%
% of FP17s Relating to Free Repair or Replacements	13	2,183	0.6%	0.5%	0.6%	0.8%
% of FP17s Relating to Continuations	26	2,183	1.2%	0.7%	0.8%	0.9%
% of Patients satisfied with the dentistry they have received	3	3	N/A	90.9%	92.4%	92.5%
% of Patients satisfied with the time they had to wait for an appointment	3	3	N/A	86.2%	86.3%	87.0%

* This is based on patients treated on this contract for their most recent course of treatment. Figures in italics indicate the base number of FP17s or Patient Questionnaire responses are less than 100. N/A is shown where the base number of responses is less than 10 during the period. % is calculated as Quantity/Base number*100

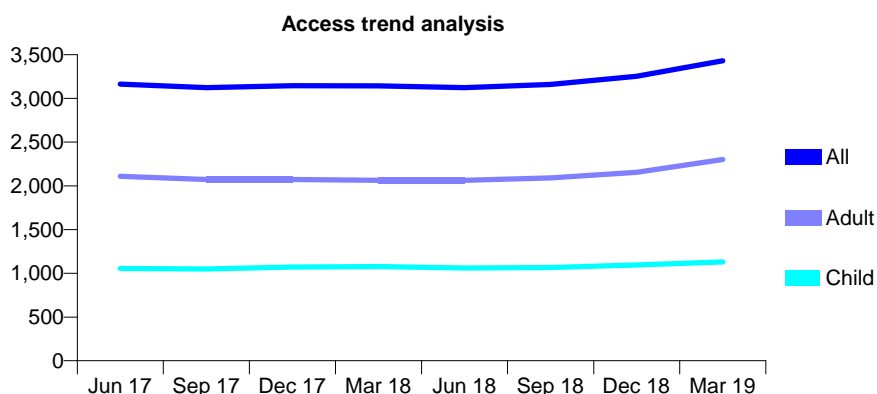
Q67 - Vital Signs At a Glance Contract Report for 111317/0001 - March 2019

Name or company name	OH Dental Ltd
Contract type name	GDS Contract
Purpose of contract	General
Contract start date	01/04/2013
Contract end date	

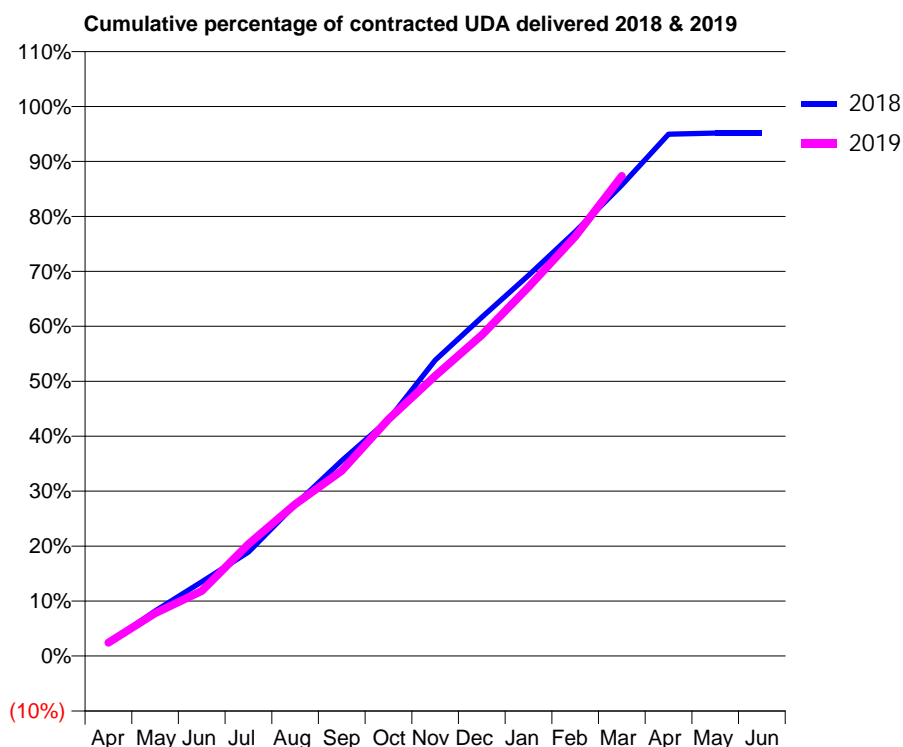
18/19 Contracted general activity (UDA)	7,360
Carry forward general activity (UDA)	0
18/19 Contracted orthodontic activity (UOA)	0
Carry forward orthodontic activity (UOA)	0
Baseline contract value	£186,616.93

ACCESS*

Patients seen in 24 months	Total	Change since previous quarter
Quarter ending March 2018	3,142	
Quarter ending June 2018	3,122	→
Quarter ending September 2018	3,159	→
Quarter ending December 2018	3,252	↑
Quarter ending March 2019	3,430	↑
Variance since March 2018	9.2%	↑



ACTIVITY



Month	Adjusted Scheduled Activity (UDA)	
	2018	2019
April	172	180
May	604	575
June	994	872
July	1,392	1,499
August	2,026	2,033
September	2,616	2,482
October	3,165	3,171
November	3,963	3,752
December	4,538	4,298
January	5,099	4,941
February	5,685	5,619
March	6,307	6,429
April	6,988	
May	7,005	
June	7,005	

QUALITY

	Quantity	Base Number	Contract	AT	Region	England
% of FP17s for the same patient ID Re-attending within 3 months - Children	71	1,642	4.3%	11.4%	11.3%	11.8%
% of FP17s for the same patient ID Re-attending within 3 months - Adults	445	3,286	13.5%	16.2%	15.4%	15.7%
% of FP17s for the same patient ID Re-attending between 3 & 9 months - Children	982	1,642	59.8%	55.6%	61.3%	58.9%
% of FP17s for the same patient ID Re-attending between 3 & 9 months - Adults	1,832	3,286	55.8%	48.5%	52.1%	50.8%
% of FP17s for Band 1 Urgent Courses	180	3,455	5.2%	10.1%	9.5%	9.1%
% of FP17s Relating to Free Repair or Replacements	39	3,455	1.1%	0.5%	0.6%	0.8%
% of FP17s Relating to Continuations	11	3,455	0.3%	0.7%	0.8%	0.9%
% of Patients satisfied with the dentistry they have received	3	3	N/A	90.9%	92.4%	92.5%
% of Patients satisfied with the time they had to wait for an appointment	3	3	N/A	86.2%	86.3%	87.0%

* This is based on patients treated on this contract for their most recent course of treatment. Figures in italics indicate the base number of FP17s or Patient Questionnaire responses are less than 100. N/A is shown where the base number of responses is less than 10 during the period. % is calculated as Quantity/Base number*100

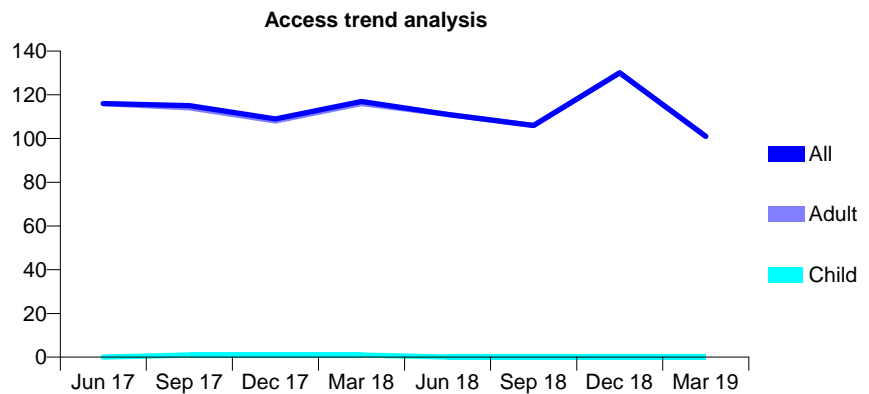
Q67 - Vital Signs At a Glance Contract Report for 111317/0002 - March 2019

Name or company name	OH Dental Ltd
Contract type name	GDS Contract
Purpose of contract	General
Contract start date	01/04/2013
Contract end date	

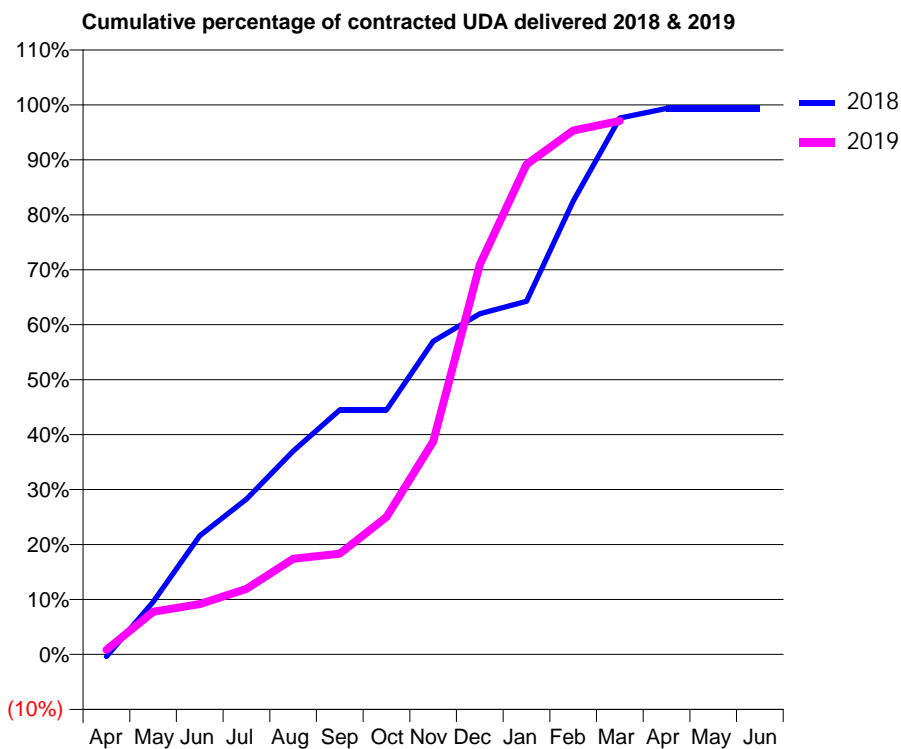
18/19 Contracted general activity (UDA)	240
Carry forward general activity (UDA)	1
18/19 Contracted orthodontic activity (UOA)	0
Carry forward orthodontic activity (UOA)	0
Baseline contract value	£13,462.33

ACCESS*

Patients seen in 24 months	Total	Change since previous quarter
Quarter ending March 2018	117	
Quarter ending June 2018	111	↓
Quarter ending September 2018	106	↓
Quarter ending December 2018	130	↑
Quarter ending March 2019	101	↓
Variance since March 2018	(13.7%)	↓



ACTIVITY



Month	Adjusted Scheduled Activity (UDA)	
	2018	2019
April	-1	2
May	23	19
June	52	22
July	68	29
August	89	42
September	107	44
October	107	60
November	137	93
December	149	170
January	154	214
February	198	229
March	234	233
April	238	
May	238	
June	238	

QUALITY

	Quantity	Base Number	Contract	AT	Region	England
% of FP17s for the same patient ID Re-attending within 3 months - Children	0	0	N/A	11.4%	11.3%	11.8%
% of FP17s for the same patient ID Re-attending within 3 months - Adults	6	93	6.5%	16.2%	15.4%	15.7%
% of FP17s for the same patient ID Re-attending between 3 & 9 months - Children	0	0	N/A	55.6%	61.3%	58.9%
% of FP17s for the same patient ID Re-attending between 3 & 9 months - Adults	17	93	18.3%	48.5%	52.1%	50.8%
% of FP17s for Band 1 Urgent Courses	46	89	51.7%	10.1%	9.5%	9.1%
% of FP17s Relating to Free Repair or Replacements	1	89	1.1%	0.5%	0.6%	0.8%
% of FP17s Relating to Continuations	0	89	0.0%	0.7%	0.8%	0.9%
% of Patients satisfied with the dentistry they have received	0	0	N/A	90.9%	92.4%	92.5%
% of Patients satisfied with the time they had to wait for an appointment	0	0	N/A	86.2%	86.3%	87.0%

* This is based on patients treated on this contract for their most recent course of treatment. Figures in italics indicate the base number of FP17s or Patient Questionnaire responses are less than 100. N/A is shown where the base number of responses is less than 10 during the period. % is calculated as Quantity/Base number*100

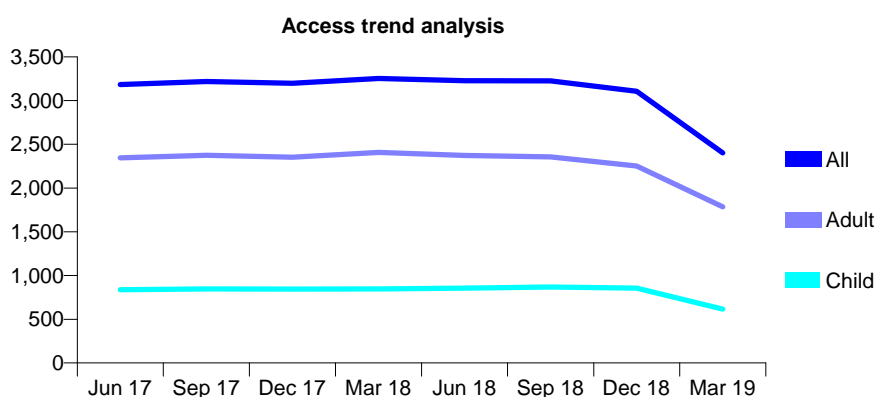
Q67 - Vital Signs At a Glance Contract Report for 117072/0001 - March 2019

Name or company name	Holborough Dental Care Ltd
Contract type name	GDS Contract
Purpose of contract	General
Contract start date	01/06/2008
Contract end date	31/12/2018

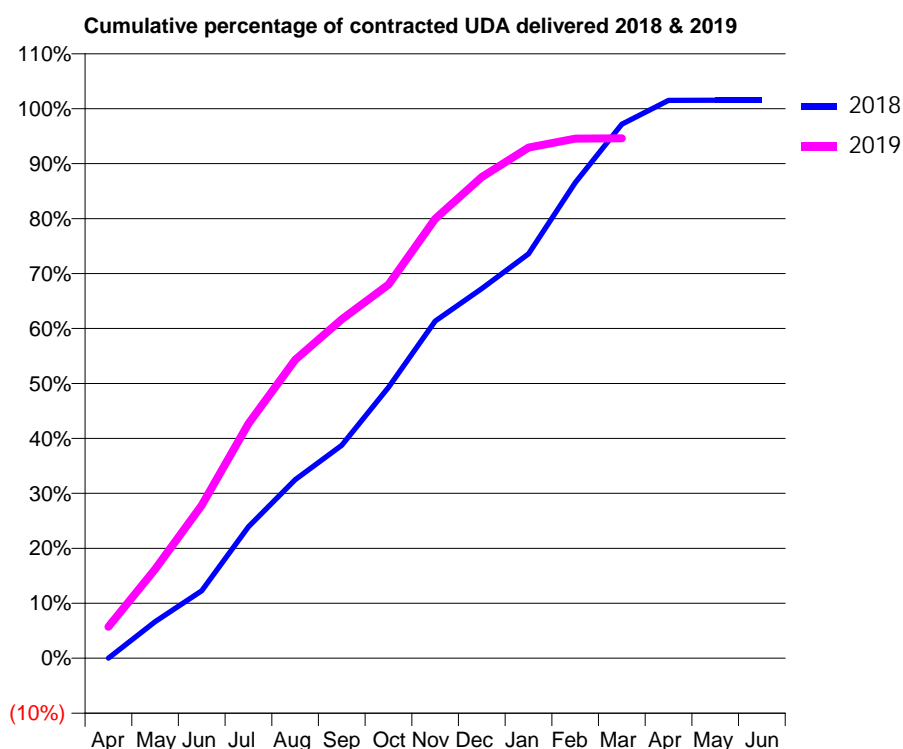
18/19 Contracted general activity (UDA)	6,454
Carry forward general activity (UDA)	0
18/19 Contracted orthodontic activity (UOA)	0
Carry forward orthodontic activity (UOA)	0
Baseline contract value	£183,209.22

ACCESS*

Patients seen in 24 months	Total	Change since previous quarter
Quarter ending March 2018	3,254	
Quarter ending June 2018	3,228	→
Quarter ending September 2018	3,225	→
Quarter ending December 2018	3,108	↓
Quarter ending March 2019	2,401	↓
Variance since March 2018	(26.2%)	↓



ACTIVITY



Month	Adjusted Scheduled Activity (UDA)	
	2018	2019
April	0	369
May	506	1,047
June	933	1,796
July	1,819	2,754
August	2,470	3,504
September	2,947	3,981
October	3,748	4,388
November	4,664	5,160
December	5,115	5,650
January	5,594	5,995
February	6,581	6,103
March	7,391	6,106
April	7,719	
May	7,722	
June	7,722	

QUALITY

	Quantity	Base Number	Contract	AT	Region	England
% of FP17s for the same patient ID Re-attending within 3 months - Children	36	806	4.5%	11.4%	11.3%	11.8%
% of FP17s for the same patient ID Re-attending within 3 months - Adults	241	1,940	12.4%	16.2%	15.4%	15.7%
% of FP17s for the same patient ID Re-attending between 3 & 9 months - Children	300	806	37.2%	55.6%	61.3%	58.9%
% of FP17s for the same patient ID Re-attending between 3 & 9 months - Adults	756	1,940	39.0%	48.5%	52.1%	50.8%
% of FP17s for Band 1 Urgent Courses	216	2,625	8.2%	10.1%	9.5%	9.1%
% of FP17s Relating to Free Repair or Replacements	26	2,625	1.0%	0.5%	0.6%	0.8%
% of FP17s Relating to Continuations	51	2,625	1.9%	0.7%	0.8%	0.9%
% of Patients satisfied with the dentistry they have received	0	1	N/A	90.9%	92.4%	92.5%
% of Patients satisfied with the time they had to wait for an appointment	0	1	N/A	86.2%	86.3%	87.0%

* This is based on patients treated on this contract for their most recent course of treatment.

Figures in italics indicate the base number of FP17s or Patient Questionnaire responses are less than 100. N/A is shown where the base number of responses is less than 10 during the period. % is calculated as Quantity/Base number*100

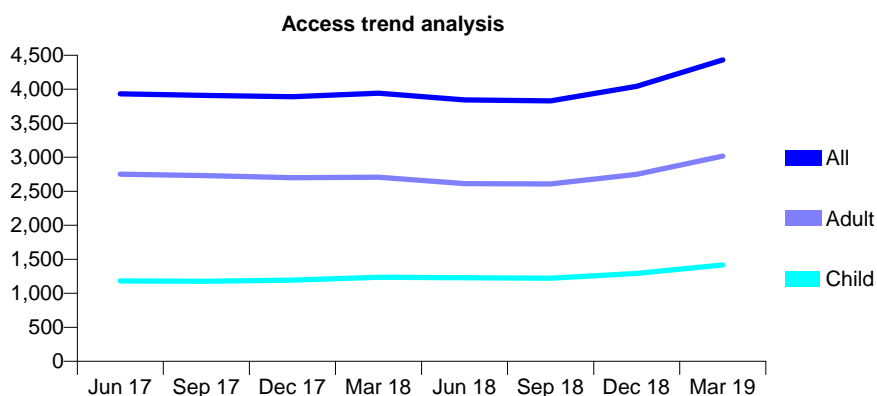
Q67 - Vital Signs At a Glance Contract Report for 118044/0001 - March 2019

Name or company name	Maidstone Dental Centre
Contract type name	GDS Contract
Purpose of contract	General
Contract start date	30/08/2013
Contract end date	

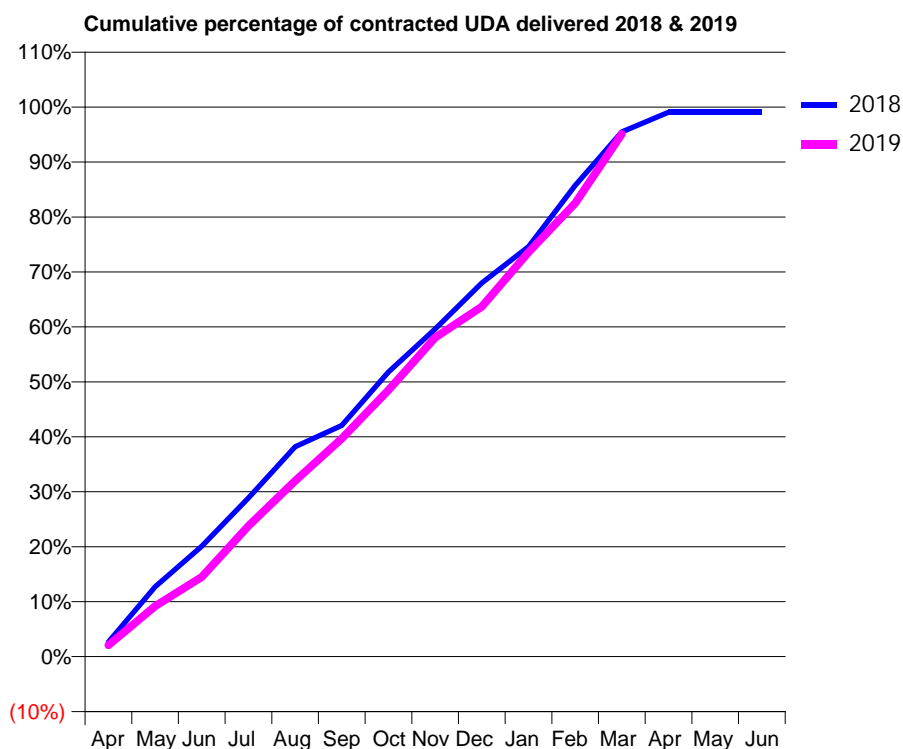
18/19 Contracted general activity (UDA)	13,000
Carry forward general activity (UDA)	124
18/19 Contracted orthodontic activity (UOA)	0
Carry forward orthodontic activity (UOA)	0
Baseline contract value	£326,194.52

ACCESS*

Patients seen in 24 months	Total	Change since previous quarter
Quarter ending March 2018	3,943	
Quarter ending June 2018	3,844	↓
Quarter ending September 2018	3,831	→
Quarter ending December 2018	4,044	↑
Quarter ending March 2019	4,433	↑
Variance since March 2018	12.4%	↑



ACTIVITY



Month	Adjusted Scheduled Activity (UDA)	
	2018	2019
April	349	273
May	1,651	1,195
June	2,611	1,885
July	3,754	3,093
August	4,969	4,161
September	5,470	5,159
October	6,733	6,304
November	7,752	7,547
December	8,839	8,280
January	9,698	9,565
February	11,146	10,728
March	12,412	12,361
April	12,874	
May	12,874	
June	12,875	

QUALITY

	Quantity	Base Number	Contract	AT	Region	England
% of FP17s for the same patient ID Re-attending within 3 months - Children	34	1,951	1.7%	11.4%	11.3%	11.8%
% of FP17s for the same patient ID Re-attending within 3 months - Adults	96	3,388	2.8%	16.2%	15.4%	15.7%
% of FP17s for the same patient ID Re-attending between 3 & 9 months - Children	1,108	1,951	56.8%	55.6%	61.3%	58.9%
% of FP17s for the same patient ID Re-attending between 3 & 9 months - Adults	1,325	3,388	39.1%	48.5%	52.1%	50.8%
% of FP17s for Band 1 Urgent Courses	130	5,216	2.5%	10.1%	9.5%	9.1%
% of FP17s Relating to Free Repair or Replacements	12	5,216	0.2%	0.5%	0.6%	0.8%
% of FP17s Relating to Continuations	0	5,216	0.0%	0.7%	0.8%	0.9%
% of Patients satisfied with the dentistry they have received	1	1	N/A	90.9%	92.4%	92.5%
% of Patients satisfied with the time they had to wait for an appointment	1	1	N/A	86.2%	86.3%	87.0%

* This is based on patients treated on this contract for their most recent course of treatment. Figures in italics indicate the base number of FP17s or Patient Questionnaire responses are less than 100. N/A is shown where the base number of responses is less than 10 during the period. % is calculated as Quantity/Base number*100

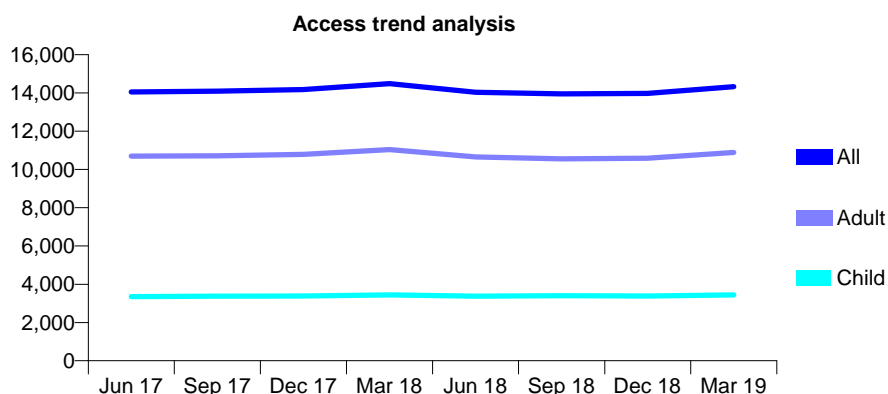
Q67 - Vital Signs At a Glance Contract Report for 118214/0001 - March 2019

Name or company name	Hilton Dentistry Gillingham Ltd
Contract type name	GDS Contract
Purpose of contract	General
Contract start date	01/04/2011
Contract end date	

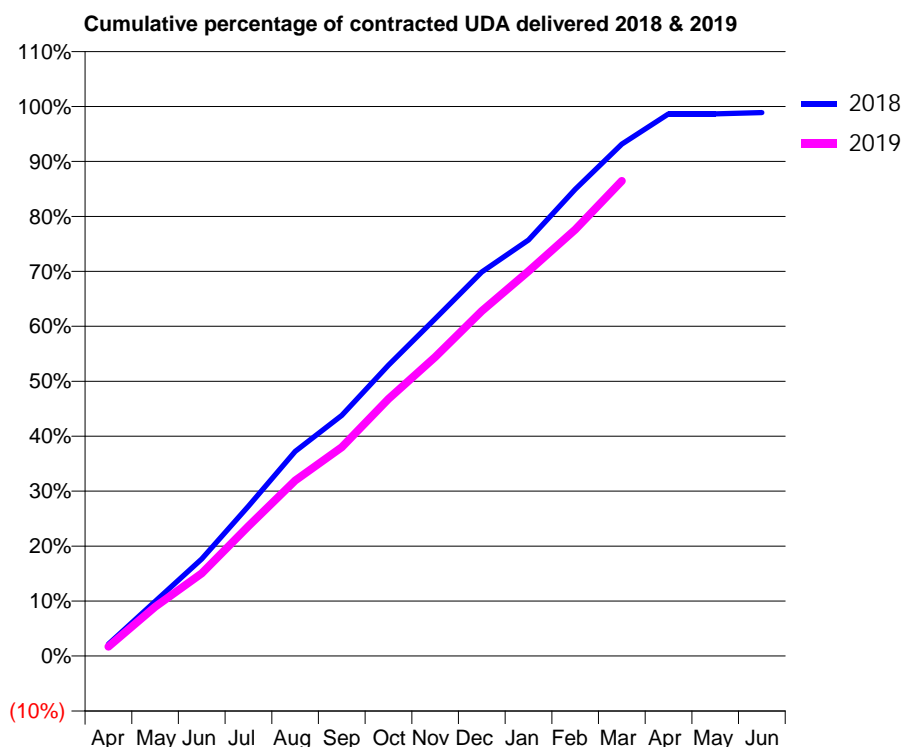
18/19 Contracted general activity (UDA)	45,365
Carry forward general activity (UDA)	513
18/19 Contracted orthodontic activity (UOA)	0
Carry forward orthodontic activity (UOA)	0
Baseline contract value	£1,153,433.89

ACCESS*

Patients seen in 24 months	Total	Change since previous quarter
Quarter ending March 2018	14,481	
Quarter ending June 2018	14,037	↓
Quarter ending September 2018	13,951	→
Quarter ending December 2018	13,975	→
Quarter ending March 2019	14,326	↑
Variance since March 2018	(1.1%)	↓



ACTIVITY



Month	Adjusted Scheduled Activity (UDA)	
	2018	2019
April	981	778
May	4,521	4,072
June	8,014	6,830
July	12,369	10,726
August	16,895	14,481
September	19,863	17,237
October	24,015	21,229
November	27,847	24,683
December	31,697	28,476
January	34,341	31,763
February	38,526	35,200
March	42,260	39,218
April	44,753	
May	44,756	
June	44,852	

QUALITY

	Quantity	Base Number	Contract	AT	Region	England
% of FP17s for the same patient ID Re-attending within 3 months - Children	255	5,261	4.8%	11.4%	11.3%	11.8%
% of FP17s for the same patient ID Re-attending within 3 months - Adults	1,602	14,995	10.7%	16.2%	15.4%	15.7%
% of FP17s for the same patient ID Re-attending between 3 & 9 months - Children	3,492	5,261	66.4%	55.6%	61.3%	58.9%
% of FP17s for the same patient ID Re-attending between 3 & 9 months - Adults	9,605	14,995	64.1%	48.5%	52.1%	50.8%
% of FP17s for Band 1 Urgent Courses	1,005	19,053	5.3%	10.1%	9.5%	9.1%
% of FP17s Relating to Free Repair or Replacements	190	19,053	1.0%	0.5%	0.6%	0.8%
% of FP17s Relating to Continuations	386	19,053	2.0%	0.7%	0.8%	0.9%
% of Patients satisfied with the dentistry they have received	6	7	N/A	90.9%	92.4%	92.5%
% of Patients satisfied with the time they had to wait for an appointment	7	7	N/A	86.2%	86.3%	87.0%

* This is based on patients treated on this contract for their most recent course of treatment. Figures in italics indicate the base number of FP17s or Patient Questionnaire responses are less than 100. N/A is shown where the base number of responses is less than 10 during the period. % is calculated as Quantity/Base number*100

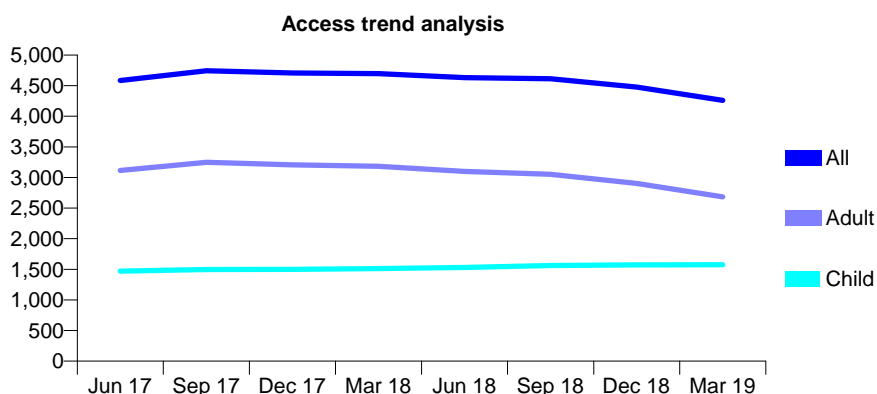
Q67 - Vital Signs At a Glance Contract Report for 119571/0001 - March 2019

Name or company name	Thorndike Centre
Contract type name	GDS Contract
Purpose of contract	General
Contract start date	01/09/2012
Contract end date	

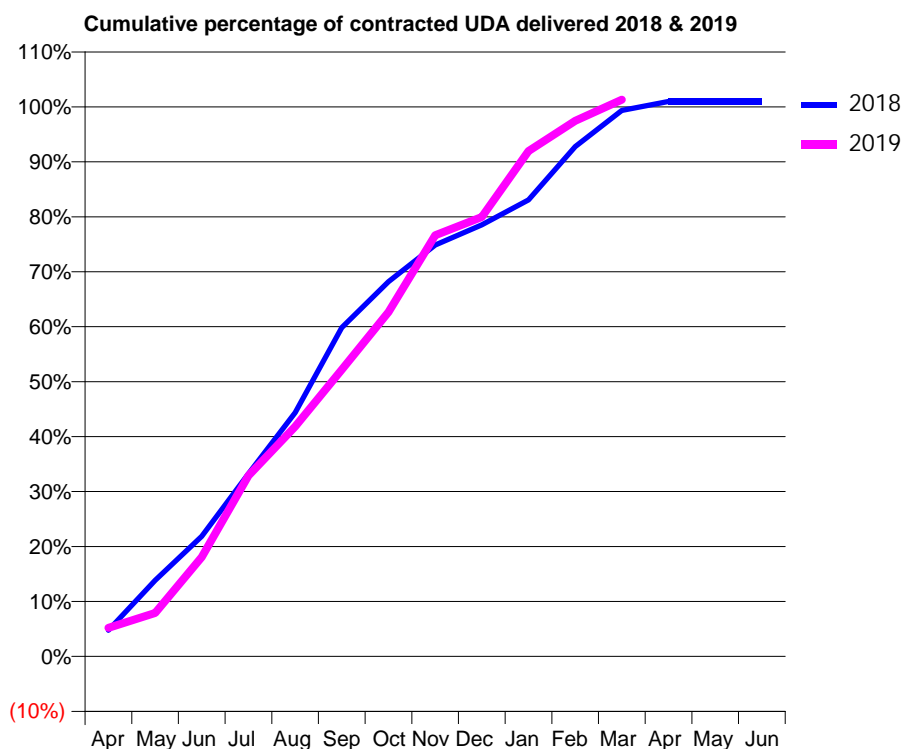
18/19 Contracted general activity (UDA)	8,799
Carry forward general activity (UDA)	0
18/19 Contracted orthodontic activity (UOA)	0
Carry forward orthodontic activity (UOA)	0
Baseline contract value	£223,686.84

ACCESS*

Patients seen in 24 months	Total	Change since previous quarter
Quarter ending March 2018	4,697	
Quarter ending June 2018	4,630	↓
Quarter ending September 2018	4,614	→
Quarter ending December 2018	4,475	↓
Quarter ending March 2019	4,260	↓
Variance since March 2018	(9.3%)	↓



ACTIVITY



Month	2018	2019
April	419	457
May	1,219	697
June	1,924	1,591
July	2,924	2,894
August	3,905	3,682
September	5,263	4,593
October	6,001	5,514
November	6,587	6,743
December	6,911	7,034
January	7,310	8,092
February	8,162	8,574
March	8,741	8,913
April	8,886	
May	8,886	
June	8,886	

QUALITY

	Quantity	Base Number	Contract	AT	Region	England
% of FP17s for the same patient ID Re-attending within 3 months - Children	207	2,245	9.2%	11.4%	11.3%	11.8%
% of FP17s for the same patient ID Re-attending within 3 months - Adults	296	1,939	15.3%	16.2%	15.4%	15.7%
% of FP17s for the same patient ID Re-attending between 3 & 9 months - Children	1,164	2,245	51.8%	55.6%	61.3%	58.9%
% of FP17s for the same patient ID Re-attending between 3 & 9 months - Adults	610	1,939	31.5%	48.5%	52.1%	50.8%
% of FP17s for Band 1 Urgent Courses	258	3,244	8.0%	10.1%	9.5%	9.1%
% of FP17s Relating to Free Repair or Replacements	3	3,244	0.1%	0.5%	0.6%	0.8%
% of FP17s Relating to Continuations	1	3,244	0.0%	0.7%	0.8%	0.9%
% of Patients satisfied with the dentistry they have received	0	0	N/A	90.9%	92.4%	92.5%
% of Patients satisfied with the time they had to wait for an appointment	0	0	N/A	86.2%	86.3%	87.0%

* This is based on patients treated on this contract for their most recent course of treatment.

Figures in italics indicate the base number of FP17s or Patient Questionnaire responses are less than 100. N/A is shown where the base number of responses is less than 10 during the period. % is calculated as Quantity/Base number*100

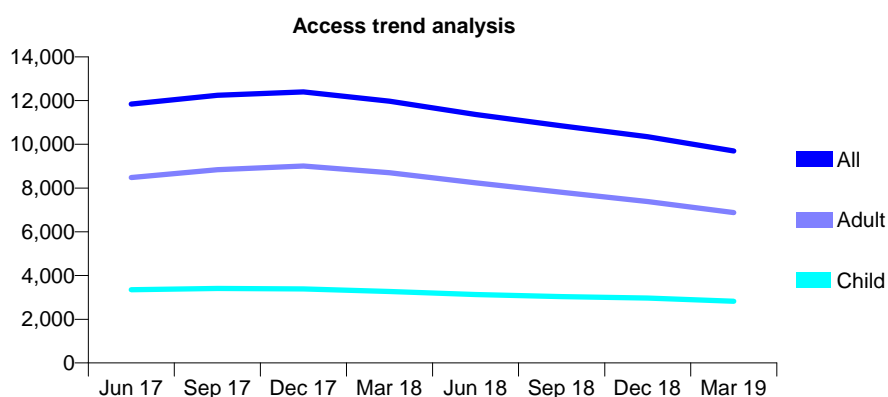
Q67 - Vital Signs At a Glance Contract Report for 121673/0001 - March 2019

Name or company name	The Newland Avenue and Castle Street Pra
Contract type name	GDS Contract
Purpose of contract	General
Contract start date	01/12/2015
Contract end date	

18/19 Contracted general activity (UDA)	32,000
Carry forward general activity (UDA)	0
18/19 Contracted orthodontic activity (UOA)	0
Carry forward orthodontic activity (UOA)	0
Baseline contract value	£742,717.89

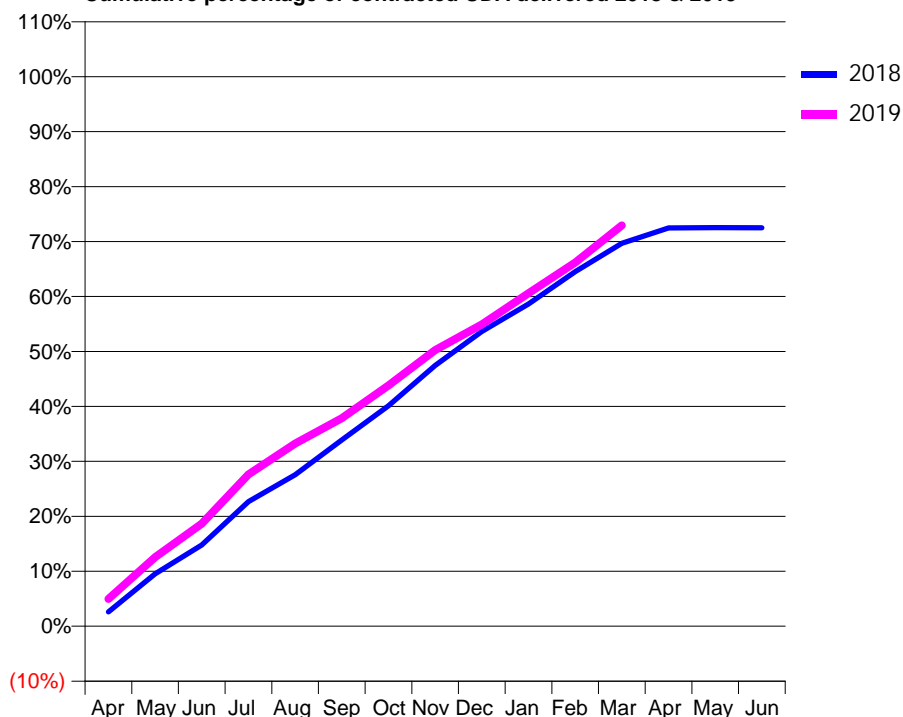
ACCESS*

Patients seen in 24 months	Total	Change since previous quarter
Quarter ending March 2018	11,974	
Quarter ending June 2018	11,369	↓
Quarter ending September 2018	10,844	↓
Quarter ending December 2018	10,348	↓
Quarter ending March 2019	9,699	↓
Variance since March 2018	(19.0%)	↓



ACTIVITY

Cumulative percentage of contracted UDA delivered 2018 & 2019



Adjusted Scheduled Activity (UDA)

Month	2018	2019
April	995	1,588
May	3,628	4,021
June	5,617	5,967
July	8,616	8,839
August	10,469	10,632
September	12,877	12,111
October	15,250	14,024
November	18,031	16,080
December	20,387	17,567
January	22,280	19,385
February	24,512	21,179
March	26,477	23,341
April	27,540	
May	27,554	
June	27,547	

QUALITY

	Quantity	Base Number	Contract	AT	Region	England
% of FP17s for the same patient ID Re-attending within 3 months - Children	222	3,450	6.4%	11.4%	11.3%	11.8%
% of FP17s for the same patient ID Re-attending within 3 months - Adults	967	7,988	12.1%	16.2%	15.4%	15.7%
% of FP17s for the same patient ID Re-attending between 3 & 9 months - Children	1,438	3,450	41.7%	55.6%	61.3%	58.9%
% of FP17s for the same patient ID Re-attending between 3 & 9 months - Adults	3,240	7,988	40.6%	48.5%	52.1%	50.8%
% of FP17s for Band 1 Urgent Courses	1,114	10,949	10.2%	10.1%	9.5%	9.1%
% of FP17s Relating to Free Repair or Replacements	69	10,949	0.6%	0.5%	0.6%	0.8%
% of FP17s Relating to Continuations	114	10,949	1.0%	0.7%	0.8%	0.9%
% of Patients satisfied with the dentistry they have received	2	2	N/A	90.9%	92.4%	92.5%
% of Patients satisfied with the time they had to wait for an appointment	2	2	N/A	86.2%	86.3%	87.0%

* This is based on patients treated on this contract for their most recent course of treatment.

Figures in italics indicate the base number of FP17s or Patient Questionnaire responses are less than 100. N/A is shown where the base number of responses is less than 10 during the period. % is calculated as Quantity/Base number*100

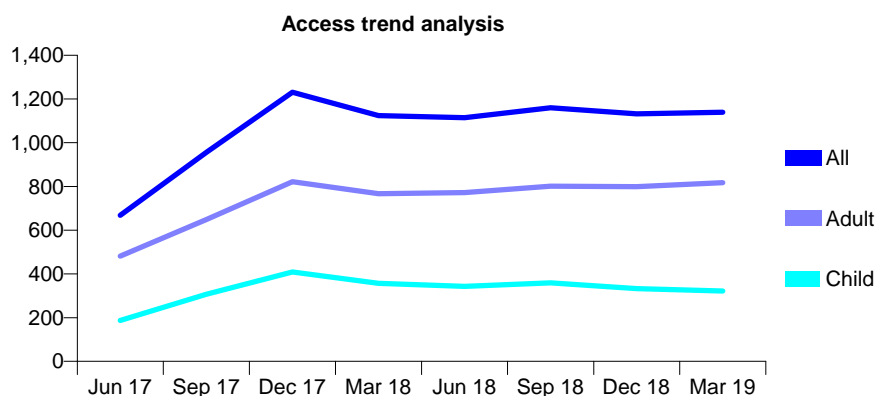
Q67 - Vital Signs At a Glance Contract Report for 125873/0001 - March 2019

Name or company name	Apex Dental Care Sturry Partnership
Contract type name	GDS Contract
Purpose of contract	General
Contract start date	01/01/2014
Contract end date	

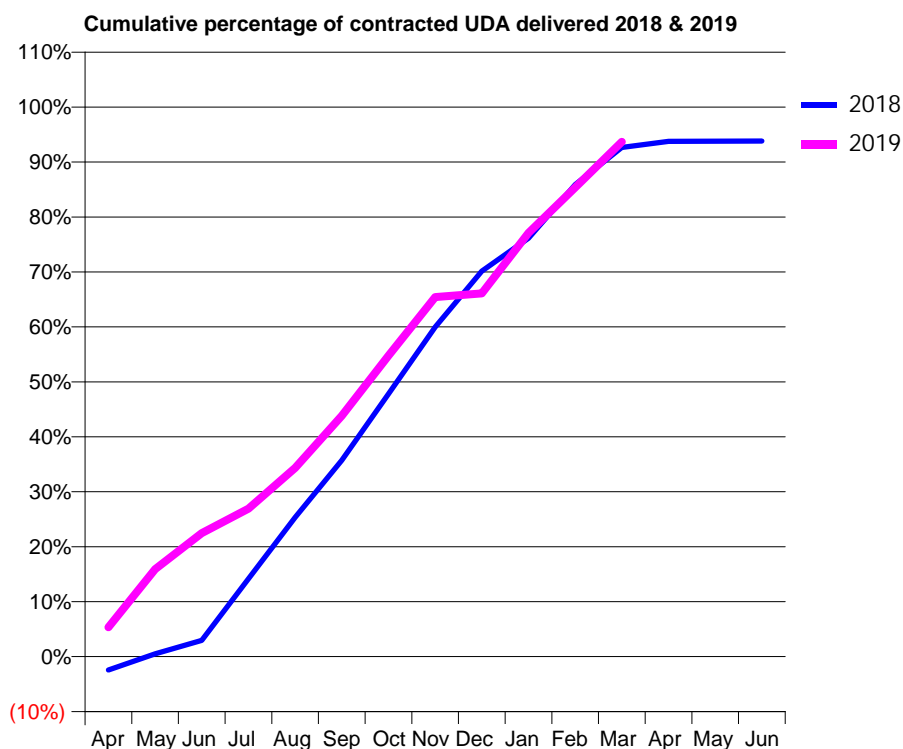
18/19 Contracted general activity (UDA)	3,392
Carry forward general activity (UDA)	0
18/19 Contracted orthodontic activity (UOA)	0
Carry forward orthodontic activity (UOA)	0
Baseline contract value	£113,174.73

ACCESS*

Patients seen in 24 months	Total	Change since previous quarter
Quarter ending March 2018	1,124	
Quarter ending June 2018	1,115	→
Quarter ending September 2018	1,160	↑
Quarter ending December 2018	1,132	↓
Quarter ending March 2019	1,139	→
Variance since March 2018	1.3%	→



ACTIVITY



Month	Adjusted Scheduled Activity (UDA)	
	2018	2019
April	-83	182
May	18	540
June	101	763
July	480	913
August	860	1,165
September	1,211	1,486
October	1,622	1,857
November	2,034	2,219
December	2,379	2,242
January	2,582	2,616
February	2,913	2,895
March	3,143	3,177
April	3,180	
May	3,181	
June	3,182	

QUALITY

	Quantity	Base Number	Contract	AT	Region	England
% of FP17s for the same patient ID Re-attending within 3 months - Children	25	540	4.6%	11.4%	11.3%	11.8%
% of FP17s for the same patient ID Re-attending within 3 months - Adults	104	1,205	8.6%	16.2%	15.4%	15.7%
% of FP17s for the same patient ID Re-attending between 3 & 9 months - Children	260	540	48.1%	55.6%	61.3%	58.9%
% of FP17s for the same patient ID Re-attending between 3 & 9 months - Adults	536	1,205	44.5%	48.5%	52.1%	50.8%
% of FP17s for Band 1 Urgent Courses	190	1,731	11.0%	10.1%	9.5%	9.1%
% of FP17s Relating to Free Repair or Replacements	26	1,731	1.5%	0.5%	0.6%	0.8%
% of FP17s Relating to Continuations	12	1,731	0.7%	0.7%	0.8%	0.9%
% of Patients satisfied with the dentistry they have received	0	0	N/A	90.9%	92.4%	92.5%
% of Patients satisfied with the time they had to wait for an appointment	0	0	N/A	86.2%	86.3%	87.0%

* This is based on patients treated on this contract for their most recent course of treatment. Figures in italics indicate the base number of FP17s or Patient Questionnaire responses are less than 100. N/A is shown where the base number of responses is less than 10 during the period. % is calculated as Quantity/Base number*100

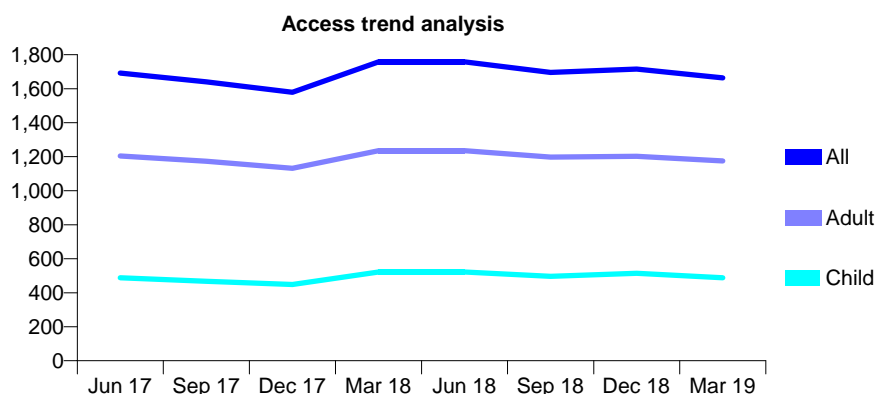
Q67 - Vital Signs At a Glance Contract Report for 125873/0002 - March 2019

Name or company name	Apex Dental Care Sturry Partnership
Contract type name	GDS Contract
Purpose of contract	General
Contract start date	01/01/2014
Contract end date	

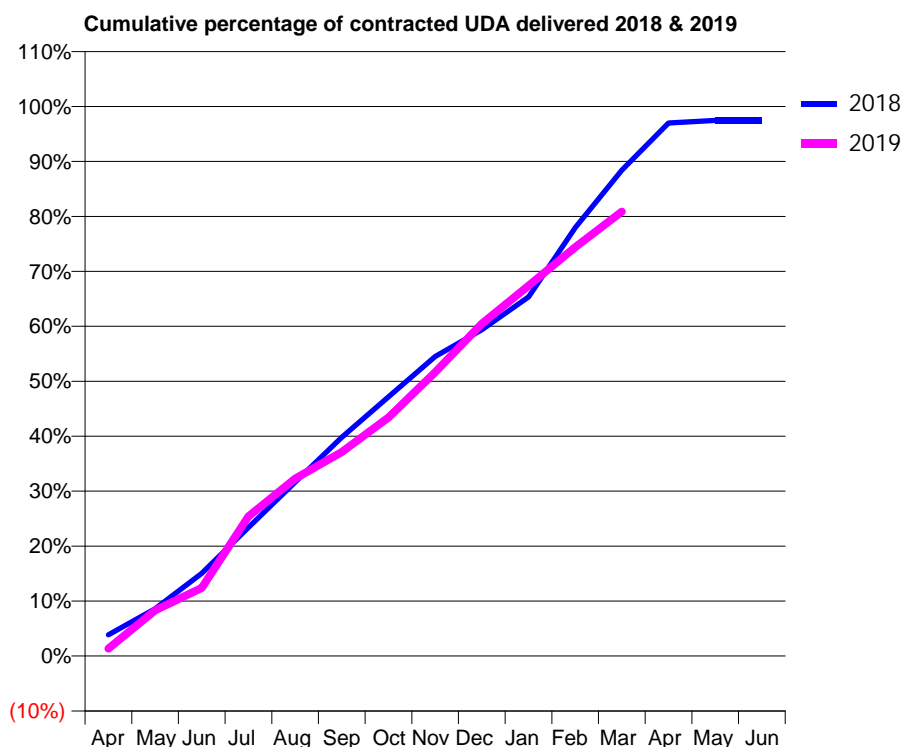
18/19 Contracted general activity (UDA)	5,046
Carry forward general activity (UDA)	129
18/19 Contracted orthodontic activity (UOA)	0
Carry forward orthodontic activity (UOA)	0
Baseline contract value	£158,531.65

ACCESS*

Patients seen in 24 months	Total	Change since previous quarter
Quarter ending March 2018	1,757	
Quarter ending June 2018	1,758	→
Quarter ending September 2018	1,695	↓
Quarter ending December 2018	1,716	→
Quarter ending March 2019	1,663	↓
Variance since March 2018	(5.4%)	↓



ACTIVITY



Month	Adjusted Scheduled Activity (UDA)	
	2018	2019
April	196	68
May	435	419
June	759	625
July	1,181	1,283
August	1,596	1,629
September	2,008	1,873
October	2,380	2,190
November	2,751	2,607
December	2,996	3,051
January	3,297	3,400
February	3,934	3,754
March	4,460	4,080
April	4,894	
May	4,918	
June	4,917	

QUALITY

	Quantity	Base Number	Contract	AT	Region	England
% of FP17s for the same patient ID Re-attending within 3 months - Children	19	718	2.6%	11.4%	11.3%	11.8%
% of FP17s for the same patient ID Re-attending within 3 months - Adults	200	1,769	11.3%	16.2%	15.4%	15.7%
% of FP17s for the same patient ID Re-attending between 3 & 9 months - Children	401	718	55.8%	55.6%	61.3%	58.9%
% of FP17s for the same patient ID Re-attending between 3 & 9 months - Adults	973	1,769	55.0%	48.5%	52.1%	50.8%
% of FP17s for Band 1 Urgent Courses	199	2,308	8.6%	10.1%	9.5%	9.1%
% of FP17s Relating to Free Repair or Replacements	34	2,308	1.5%	0.5%	0.6%	0.8%
% of FP17s Relating to Continuations	4	2,308	0.2%	0.7%	0.8%	0.9%
% of Patients satisfied with the dentistry they have received	0	0	N/A	90.9%	92.4%	92.5%
% of Patients satisfied with the time they had to wait for an appointment	0	0	N/A	86.2%	86.3%	87.0%

* This is based on patients treated on this contract for their most recent course of treatment. Figures in italics indicate the base number of FP17s or Patient Questionnaire responses are less than 100. N/A is shown where the base number of responses is less than 10 during the period. % is calculated as Quantity/Base number*100

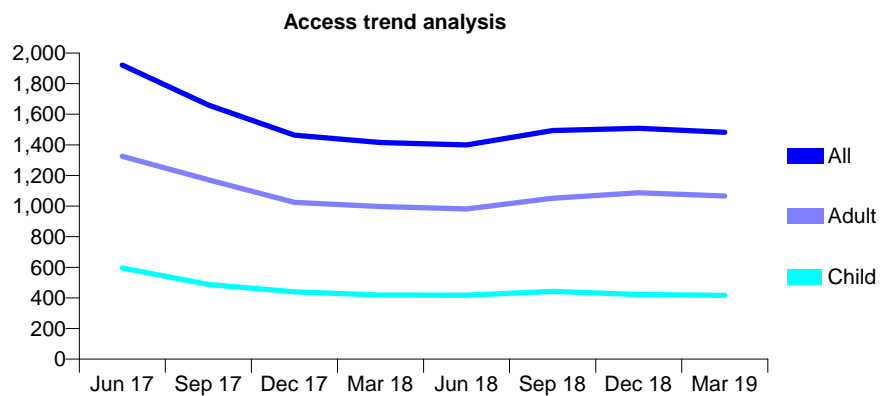
Q67 - Vital Signs At a Glance Contract Report for 125873/0003 - March 2019

Name or company name	Apex Dental Care Sturry Partnership
Contract type name	GDS Contract
Purpose of contract	General
Contract start date	01/01/2014
Contract end date	

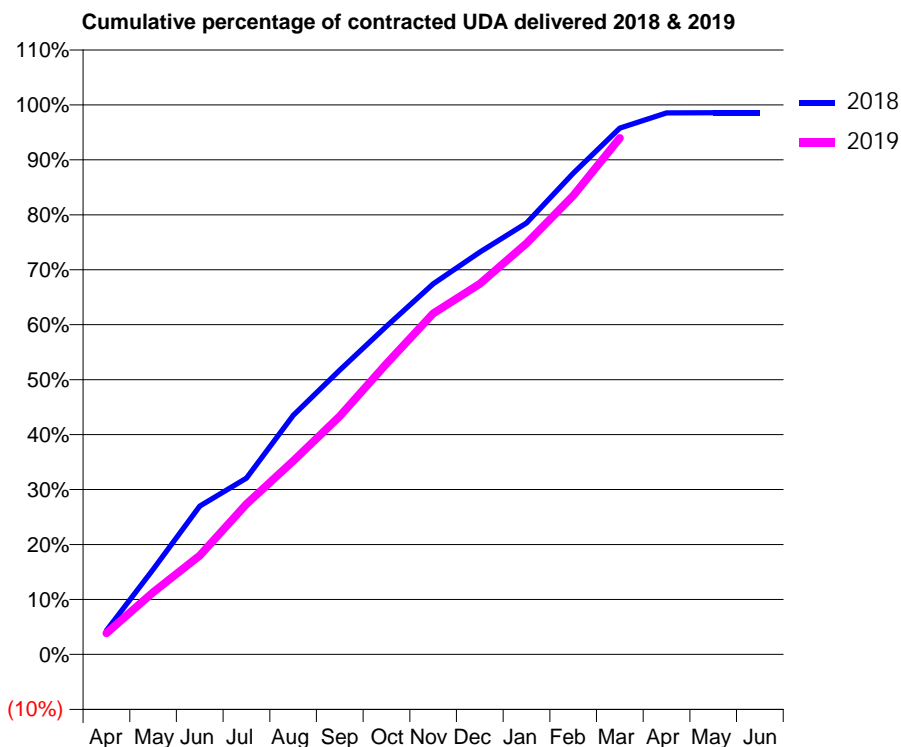
18/19 Contracted general activity (UDA)	3,998
Carry forward general activity (UDA)	57
18/19 Contracted orthodontic activity (UOA)	0
Carry forward orthodontic activity (UOA)	0
Baseline contract value	£94,125.45

ACCESS*

Patients seen in 24 months	Total	Change since previous quarter
Quarter ending March 2018	1,416	
Quarter ending June 2018	1,400	↓
Quarter ending September 2018	1,494	↑
Quarter ending December 2018	1,509	→
Quarter ending March 2019	1,483	↓
Variance since March 2018	4.7%	↑



ACTIVITY



Month	Adjusted Scheduled Activity (UDA)	
	2018	2019
April	174	155
May	619	452
June	1,079	719
July	1,282	1,094
August	1,739	1,407
September	2,069	1,733
October	2,388	2,115
November	2,695	2,480
December	2,926	2,696
January	3,138	2,991
February	3,501	3,338
March	3,829	3,757
April	3,940	
May	3,941	
June	3,941	

QUALITY

	Quantity	Base Number	Contract	AT	Region	England
% of FP17s for the same patient ID Re-attending within 3 months - Children	30	655	4.6%	11.4%	11.3%	11.8%
% of FP17s for the same patient ID Re-attending within 3 months - Adults	146	1,553	9.4%	16.2%	15.4%	15.7%
% of FP17s for the same patient ID Re-attending between 3 & 9 months - Children	380	655	58.0%	55.6%	61.3%	58.9%
% of FP17s for the same patient ID Re-attending between 3 & 9 months - Adults	813	1,553	52.4%	48.5%	52.1%	50.8%
% of FP17s for Band 1 Urgent Courses	177	2,155	8.2%	10.1%	9.5%	9.1%
% of FP17s Relating to Free Repair or Replacements	21	2,155	1.0%	0.5%	0.6%	0.8%
% of FP17s Relating to Continuations	2	2,155	0.1%	0.7%	0.8%	0.9%
% of Patients satisfied with the dentistry they have received	0	0	N/A	90.9%	92.4%	92.5%
% of Patients satisfied with the time they had to wait for an appointment	0	0	N/A	86.2%	86.3%	87.0%

* This is based on patients treated on this contract for their most recent course of treatment. Figures in italics indicate the base number of FP17s or Patient Questionnaire responses are less than 100. N/A is shown where the base number of responses is less than 10 during the period. % is calculated as Quantity/Base number*100

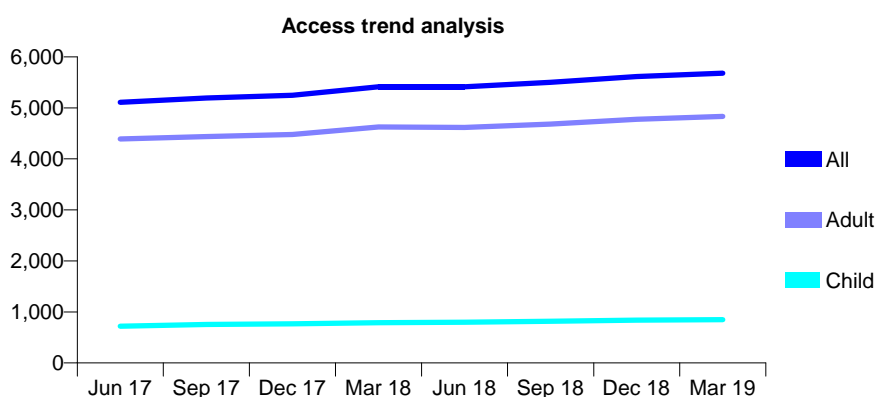
Q67 - Vital Signs At a Glance Contract Report for 127094/0001 - March 2019

Name or company name	Bute House Dental Surgery
Contract type name	GDS Contract
Purpose of contract	General
Contract start date	01/08/2014
Contract end date	

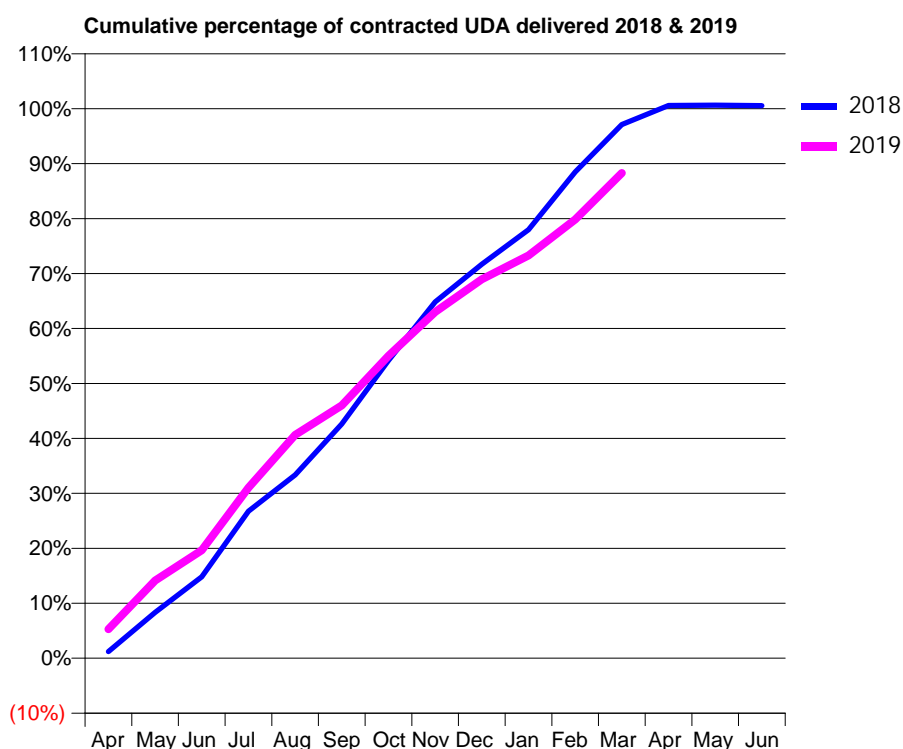
18/19 Contracted general activity (UDA)	15,312
Carry forward general activity (UDA)	0
18/19 Contracted orthodontic activity (UOA)	0
Carry forward orthodontic activity (UOA)	0
Baseline contract value	£349,981.76

ACCESS*

Patients seen in 24 months	Total	Change since previous quarter
Quarter ending March 2018	5,412	
Quarter ending June 2018	5,414	→
Quarter ending September 2018	5,501	→
Quarter ending December 2018	5,614	↑
Quarter ending March 2019	5,680	→
Variance since March 2018	5.0%	↑



ACTIVITY



Month	2018	2019
April	183	807
May	1,278	2,165
June	2,267	3,009
July	4,096	4,750
August	5,109	6,223
September	6,528	7,042
October	8,297	8,425
November	9,928	9,648
December	10,978	10,560
January	11,942	11,219
February	13,550	12,227
March	14,869	13,518
April	15,399	
May	15,408	
June	15,395	

QUALITY

	Quantity	Base Number	Contract	AT	Region	England
% of FP17s for the same patient ID Re-attending within 3 months - Children	52	1,237	4.2%	11.4%	11.3%	11.8%
% of FP17s for the same patient ID Re-attending within 3 months - Adults	963	7,166	13.4%	16.2%	15.4%	15.7%
% of FP17s for the same patient ID Re-attending between 3 & 9 months - Children	770	1,237	62.2%	55.6%	61.3%	58.9%
% of FP17s for the same patient ID Re-attending between 3 & 9 months - Adults	4,327	7,166	60.4%	48.5%	52.1%	50.8%
% of FP17s for Band 1 Urgent Courses	632	7,435	8.5%	10.1%	9.5%	9.1%
% of FP17s Relating to Free Repair or Replacements	22	7,435	0.3%	0.5%	0.6%	0.8%
% of FP17s Relating to Continuations	47	7,435	0.6%	0.7%	0.8%	0.9%
% of Patients satisfied with the dentistry they have received	4	6	N/A	90.9%	92.4%	92.5%
% of Patients satisfied with the time they had to wait for an appointment	5	6	N/A	86.2%	86.3%	87.0%

* This is based on patients treated on this contract for their most recent course of treatment.

Figures in italics indicate the base number of FP17s or Patient Questionnaire responses are less than 100. N/A is shown where the base number of responses is less than 10 during the period. % is calculated as Quantity/Base number*100

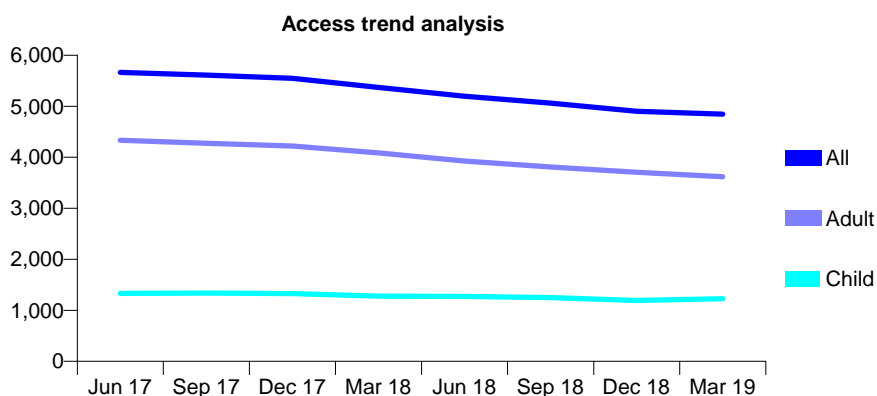
Q67 - Vital Signs At a Glance Contract Report for 138851/0001 - March 2019

Name or company name	Longford Dental Centre
Contract type name	GDS Contract
Purpose of contract	General
Contract start date	01/07/2009
Contract end date	

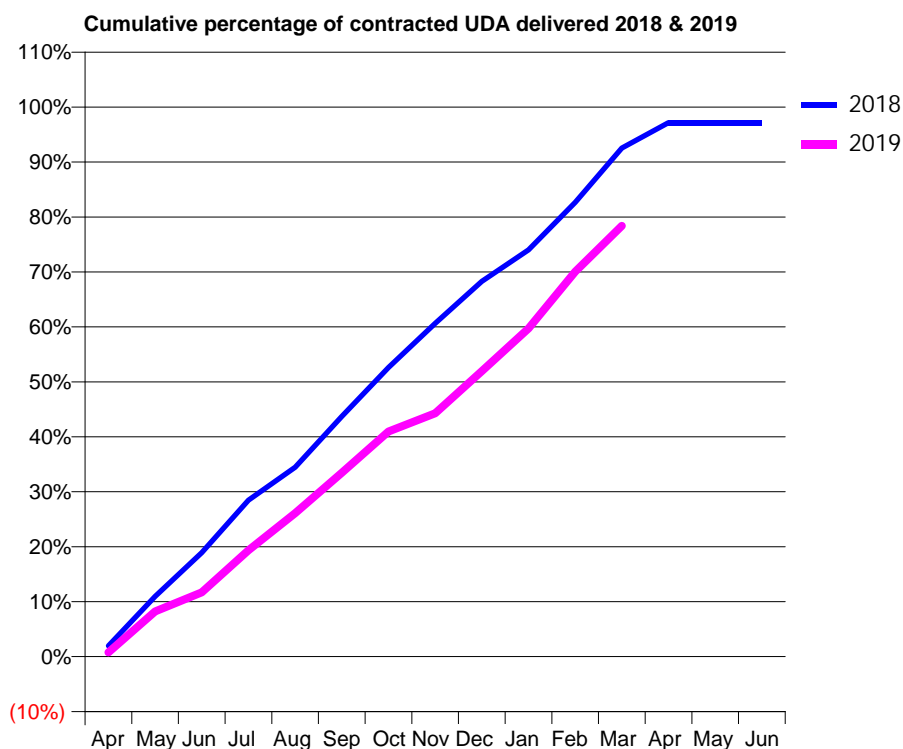
18/19 Contracted general activity (UDA)	14,628
Carry forward general activity (UDA)	414
18/19 Contracted orthodontic activity (UOA)	0
Carry forward orthodontic activity (UOA)	0
Baseline contract value	£412,036.29

ACCESS*

Patients seen in 24 months	Total	Change since previous quarter
Quarter ending March 2018	5,368	
Quarter ending June 2018	5,196	↓
Quarter ending September 2018	5,062	↓
Quarter ending December 2018	4,900	↓
Quarter ending March 2019	4,847	↓
Variance since March 2018	(9.7%)	↓



ACTIVITY



Month	Adjusted Scheduled Activity (UDA)	
	2018	2019
April	288	114
May	1,603	1,207
June	2,766	1,711
July	4,166	2,831
August	5,043	3,818
September	6,391	4,893
October	7,694	5,989
November	8,873	6,477
December	9,986	7,599
January	10,823	8,736
February	12,092	10,246
March	13,539	11,464
April	14,214	
May	14,214	
June	14,214	

QUALITY

	Quantity	Base Number	Contract	AT	Region	England
% of FP17s for the same patient ID Re-attending within 3 months - Children	68	1,341	5.1%	11.4%	11.3%	11.8%
% of FP17s for the same patient ID Re-attending within 3 months - Adults	572	3,563	16.1%	16.2%	15.4%	15.7%
% of FP17s for the same patient ID Re-attending between 3 & 9 months - Children	428	1,341	31.9%	55.6%	61.3%	58.9%
% of FP17s for the same patient ID Re-attending between 3 & 9 months - Adults	850	3,563	23.9%	48.5%	52.1%	50.8%
% of FP17s for Band 1 Urgent Courses	347	4,713	7.4%	10.1%	9.5%	9.1%
% of FP17s Relating to Free Repair or Replacements	92	4,713	2.0%	0.5%	0.6%	0.8%
% of FP17s Relating to Continuations	143	4,713	3.0%	0.7%	0.8%	0.9%
% of Patients satisfied with the dentistry they have received	0	0	N/A	90.9%	92.4%	92.5%
% of Patients satisfied with the time they had to wait for an appointment	0	0	N/A	86.2%	86.3%	87.0%

* This is based on patients treated on this contract for their most recent course of treatment. Figures in italics indicate the base number of FP17s or Patient Questionnaire responses are less than 100. N/A is shown where the base number of responses is less than 10 during the period. % is calculated as Quantity/Base number*100

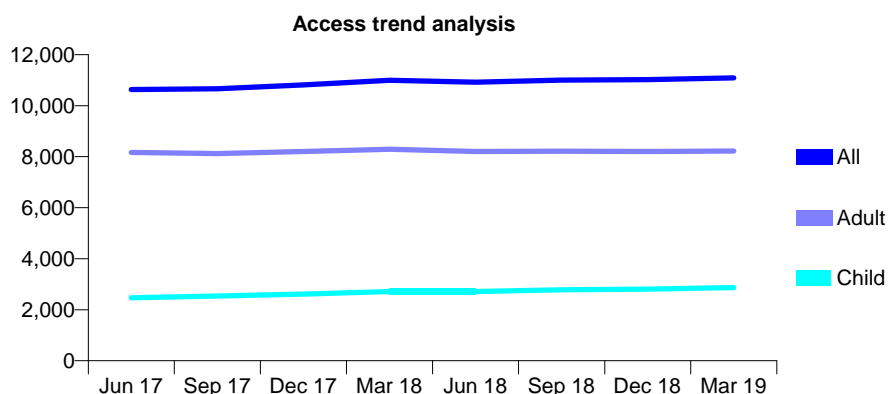
Q67 - Vital Signs At a Glance Contract Report for 141836/0001 - March 2019

Name or company name	Senacre Lodge Dental Practice
Contract type name	GDS Contract
Purpose of contract	General
Contract start date	01/03/2013
Contract end date	

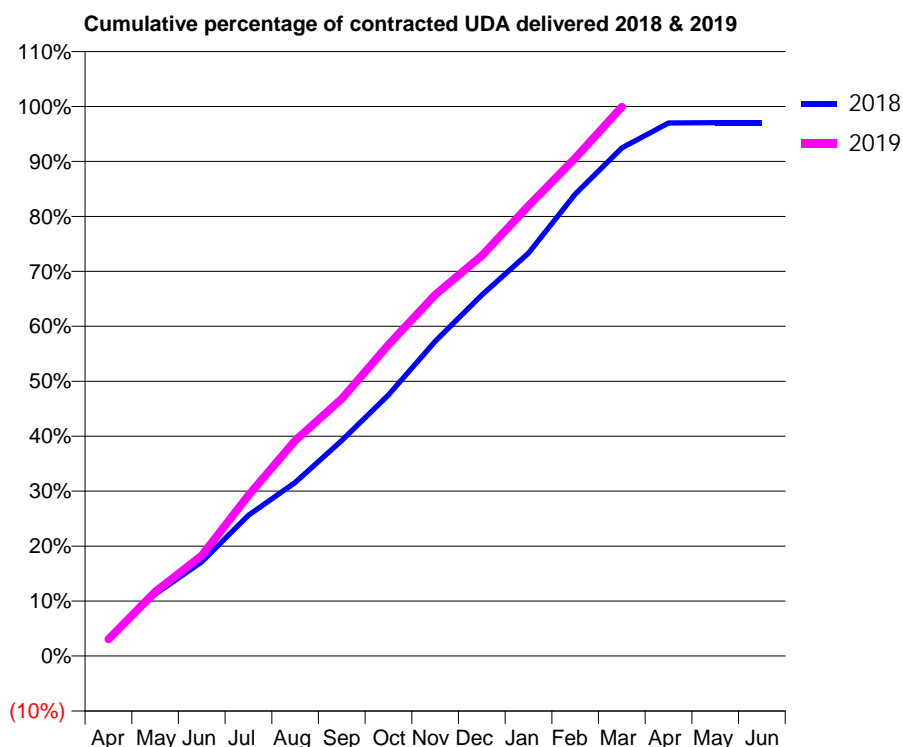
18/19 Contracted general activity (UDA)	27,844
Carry forward general activity (UDA)	820
18/19 Contracted orthodontic activity (UOA)	0
Carry forward orthodontic activity (UOA)	0
Baseline contract value	£700,125.63

ACCESS*

Patients seen in 24 months	Total	Change since previous quarter
Quarter ending March 2018	10,999	
Quarter ending June 2018	10,920	→
Quarter ending September 2018	11,002	→
Quarter ending December 2018	11,019	→
Quarter ending March 2019	11,093	→
Variance since March 2018	0.9%	→



ACTIVITY



Month	Adjusted Scheduled Activity (UDA)	
	2018	2019
April	906	849
May	3,138	3,260
June	4,771	5,089
July	7,129	8,146
August	8,793	10,914
September	10,922	13,037
October	13,223	15,777
November	15,950	18,308
December	18,287	20,291
January	20,416	22,815
February	23,400	25,225
March	25,741	27,829
April	27,001	
May	27,025	
June	27,023	

QUALITY

	Quantity	Base Number	Contract	AT	Region	England
% of FP17s for the same patient ID Re-attending within 3 months - Children	267	4,696	5.7%	11.4%	11.3%	11.8%
% of FP17s for the same patient ID Re-attending within 3 months - Adults	1,830	13,050	14.0%	16.2%	15.4%	15.7%
% of FP17s for the same patient ID Re-attending between 3 & 9 months - Children	3,254	4,696	69.3%	55.6%	61.3%	58.9%
% of FP17s for the same patient ID Re-attending between 3 & 9 months - Adults	7,364	13,050	56.4%	48.5%	52.1%	50.8%
% of FP17s for Band 1 Urgent Courses	1,796	17,133	10.5%	10.1%	9.5%	9.1%
% of FP17s Relating to Free Repair or Replacements	125	17,133	0.7%	0.5%	0.6%	0.8%
% of FP17s Relating to Continuations	99	17,133	0.6%	0.7%	0.8%	0.9%
% of Patients satisfied with the dentistry they have received	9	11	81.8%	90.9%	92.4%	92.5%
% of Patients satisfied with the time they had to wait for an appointment	9	11	81.8%	86.2%	86.3%	87.0%

* This is based on patients treated on this contract for their most recent course of treatment. Figures in italics indicate the base number of FP17s or Patient Questionnaire responses are less than 100. N/A is shown where the base number of responses is less than 10 during the period. % is calculated as Quantity/Base number*100

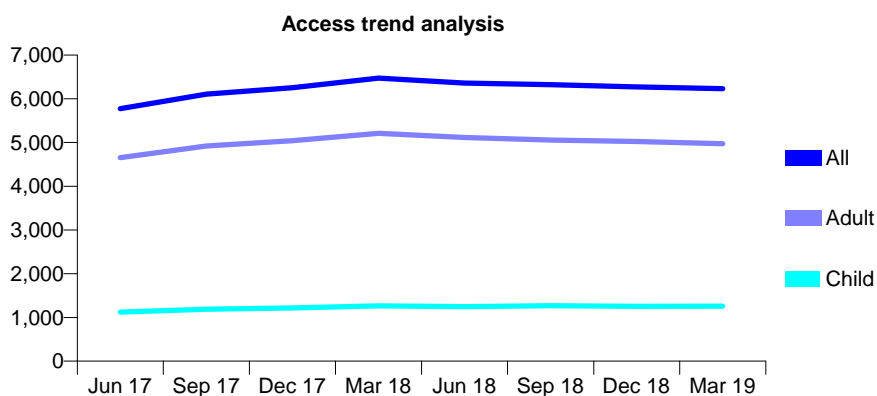
Q67 - Vital Signs At a Glance Contract Report for 141984/0002 - March 2019

Name or company name	Bank House Dental Practice Partnership
Contract type name	GDS Contract
Purpose of contract	General
Contract start date	01/12/2015
Contract end date	

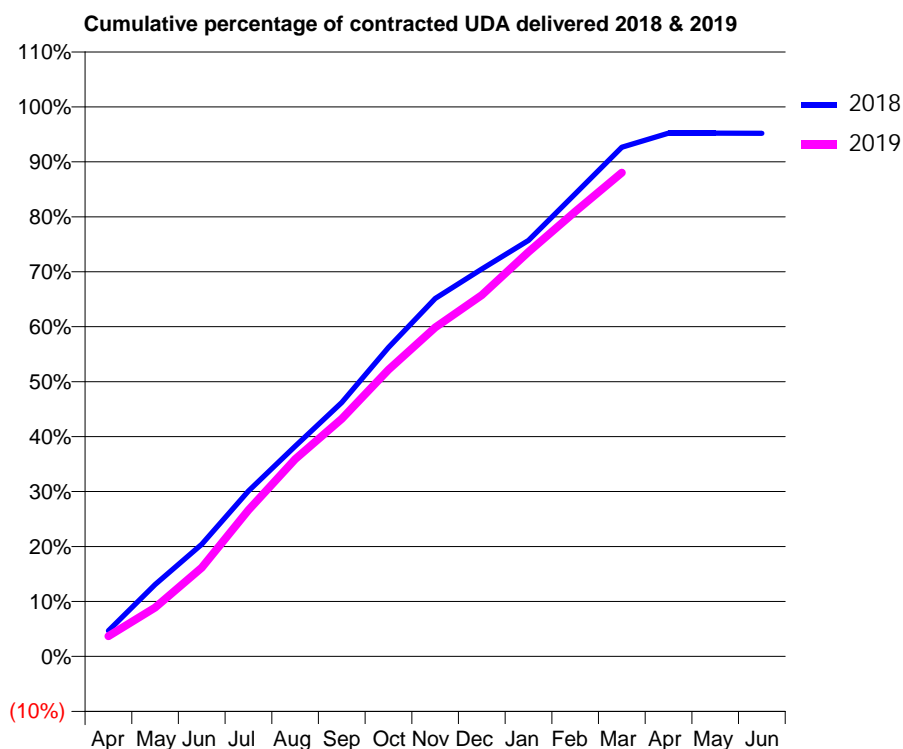
18/19 Contracted general activity (UDA)	17,369
Carry forward general activity (UDA)	0
18/19 Contracted orthodontic activity (UOA)	0
Carry forward orthodontic activity (UOA)	0
Baseline contract value	£547,089.43

ACCESS*

Patients seen in 24 months	Total	Change since previous quarter
Quarter ending March 2018	6,475	
Quarter ending June 2018	6,361	↓
Quarter ending September 2018	6,322	→
Quarter ending December 2018	6,274	→
Quarter ending March 2019	6,232	→
Variance since March 2018	(3.8%)	↓



ACTIVITY



Month	2018	2019
April	810	644
May	2,276	1,544
June	3,544	2,804
July	5,230	4,625
August	6,644	6,235
September	8,021	7,510
October	9,766	9,063
November	11,317	10,398
December	12,244	11,420
January	13,150	12,784
February	14,619	14,060
March	16,089	15,288
April	16,538	
May	16,539	
June	16,534	

QUALITY

	Quantity	Base Number	Contract	AT	Region	England
% of FP17s for the same patient ID Re-attending within 3 months - Children	82	1,685	4.9%	11.4%	11.3%	11.8%
% of FP17s for the same patient ID Re-attending within 3 months - Adults	1,092	6,946	15.7%	16.2%	15.4%	15.7%
% of FP17s for the same patient ID Re-attending between 3 & 9 months - Children	950	1,685	56.4%	55.6%	61.3%	58.9%
% of FP17s for the same patient ID Re-attending between 3 & 9 months - Adults	3,559	6,946	51.2%	48.5%	52.1%	50.8%
% of FP17s for Band 1 Urgent Courses	973	8,393	11.6%	10.1%	9.5%	9.1%
% of FP17s Relating to Free Repair or Replacements	54	8,393	0.6%	0.5%	0.6%	0.8%
% of FP17s Relating to Continuations	146	8,393	1.7%	0.7%	0.8%	0.9%
% of Patients satisfied with the dentistry they have received	1	1	N/A	90.9%	92.4%	92.5%
% of Patients satisfied with the time they had to wait for an appointment	1	1	N/A	86.2%	86.3%	87.0%

* This is based on patients treated on this contract for their most recent course of treatment. Figures in italics indicate the base number of FP17s or Patient Questionnaire responses are less than 100. N/A is shown where the base number of responses is less than 10 during the period. % is calculated as Quantity/Base number*100

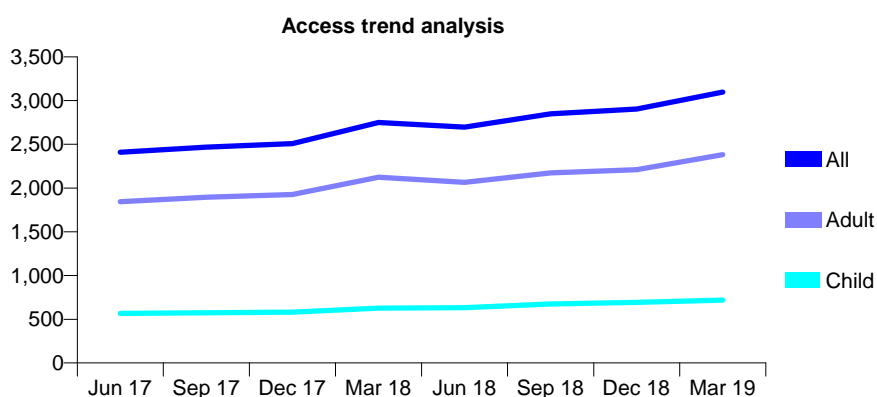
Q67 - Vital Signs At a Glance Contract Report for 143715/0001 - March 2019

Name or company name	Dr G Biant Ltd
Contract type name	GDS Contract
Purpose of contract	General
Contract start date	01/11/2010
Contract end date	

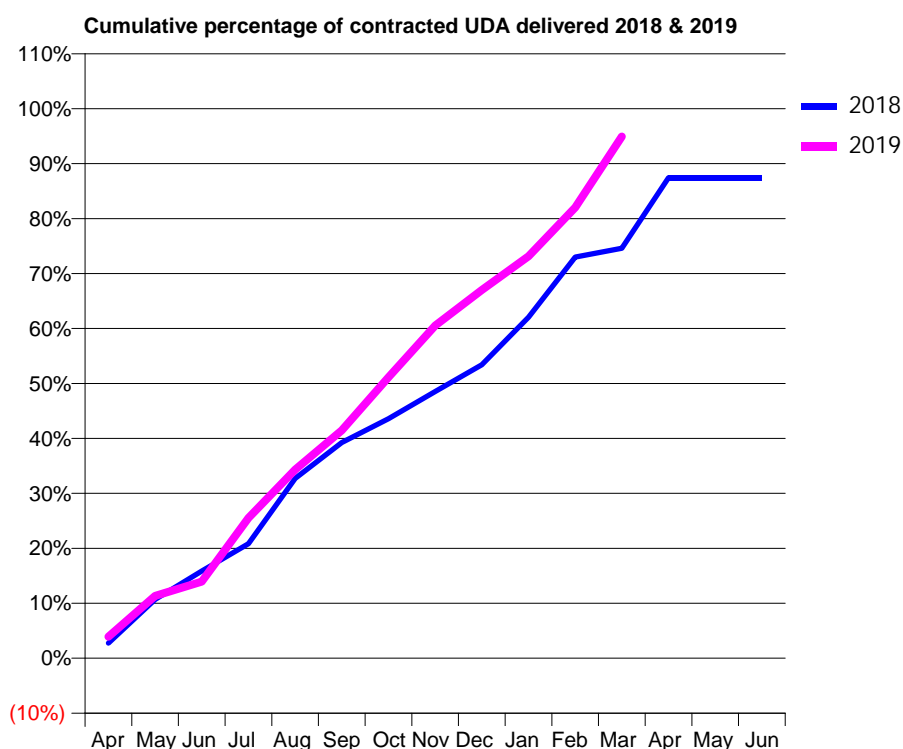
18/19 Contracted general activity (UDA)	7,515
Carry forward general activity (UDA)	0
18/19 Contracted orthodontic activity (UOA)	0
Carry forward orthodontic activity (UOA)	0
Baseline contract value	£220,108.34

ACCESS*

Patients seen in 24 months	Total	Change since previous quarter
Quarter ending March 2018	2,750	
Quarter ending June 2018	2,697	↓
Quarter ending September 2018	2,848	↑
Quarter ending December 2018	2,903	→
Quarter ending March 2019	3,098	↑
Variance since March 2018	12.7%	↑



ACTIVITY



Adjusted Scheduled Activity (UDA)		
Month	2018	2019
April	206	295
May	805	852
June	1,192	1,048
July	1,566	1,920
August	2,459	2,580
September	2,950	3,115
October	3,277	3,841
November	3,648	4,548
December	4,012	5,034
January	4,662	5,495
February	5,485	6,163
March	5,607	7,132
April	6,571	
May	6,571	
June	6,571	

QUALITY

	Quantity	Base Number	Contract	AT	Region	England
% of FP17s for the same patient ID Re-attending within 3 months - Children	93	1,128	8.2%	11.4%	11.3%	11.8%
% of FP17s for the same patient ID Re-attending within 3 months - Adults	483	3,530	13.7%	16.2%	15.4%	15.7%
% of FP17s for the same patient ID Re-attending between 3 & 9 months - Children	590	1,128	52.3%	55.6%	61.3%	58.9%
% of FP17s for the same patient ID Re-attending between 3 & 9 months - Adults	1,730	3,530	49.0%	48.5%	52.1%	50.8%
% of FP17s for Band 1 Urgent Courses	413	3,887	10.6%	10.1%	9.5%	9.1%
% of FP17s Relating to Free Repair or Replacements	29	3,887	0.7%	0.5%	0.6%	0.8%
% of FP17s Relating to Continuations	3	3,887	0.1%	0.7%	0.8%	0.9%
% of Patients satisfied with the dentistry they have received	8	8	N/A	90.9%	92.4%	92.5%
% of Patients satisfied with the time they had to wait for an appointment	8	8	N/A	86.2%	86.3%	87.0%

* This is based on patients treated on this contract for their most recent course of treatment.

Figures in italics indicate the base number of FP17s or Patient Questionnaire responses are less than 100. N/A is shown where the base number of responses is less than 10 during the period. % is calculated as Quantity/Base number*100

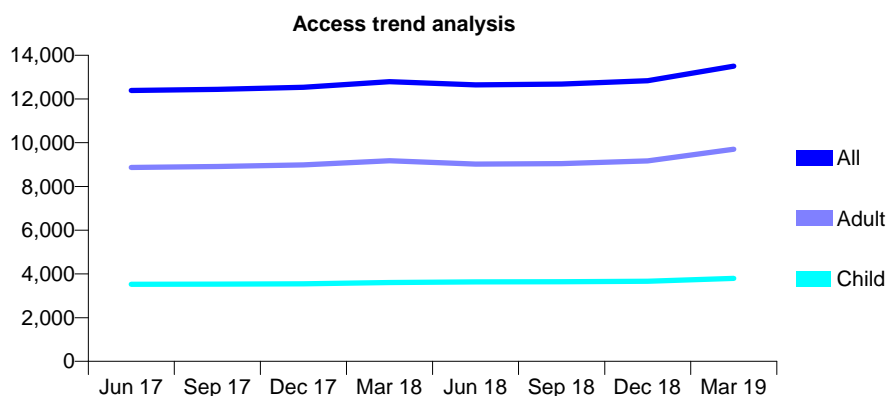
Q67 - Vital Signs At a Glance Contract Report for 145580/0001 - March 2019

Name or company name	Oradent Kent Ltd
Contract type name	GDS Contract
Purpose of contract	General
Contract start date	01/04/2008
Contract end date	

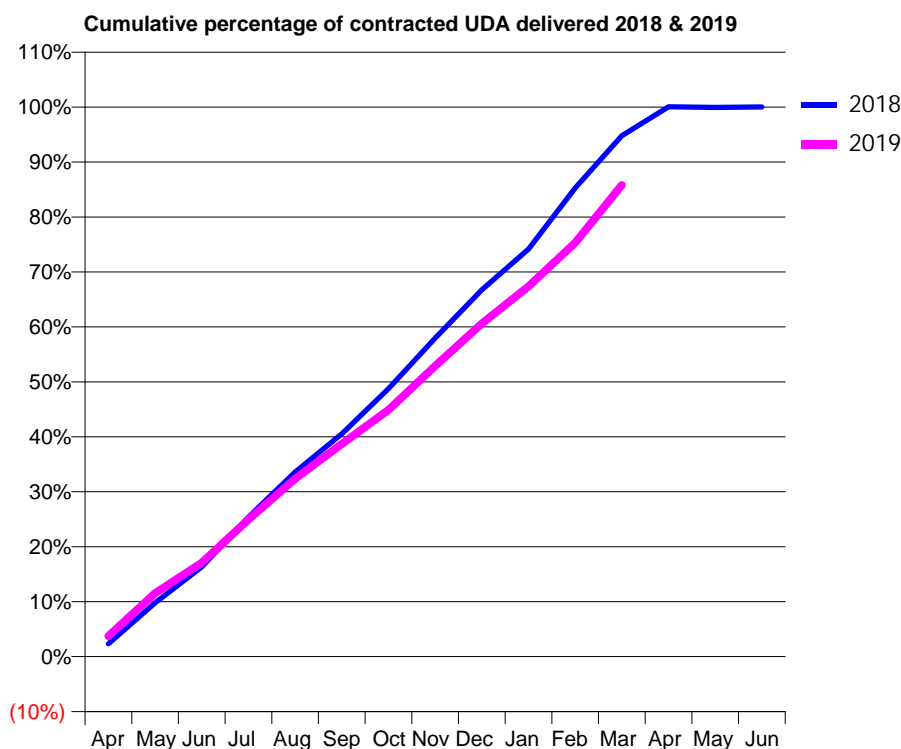
18/19 Contracted general activity (UDA)	41,556
Carry forward general activity (UDA)	0
18/19 Contracted orthodontic activity (UOA)	0
Carry forward orthodontic activity (UOA)	0
Baseline contract value	£981,360.06

ACCESS*

Patients seen in 24 months	Total	Change since previous quarter
Quarter ending March 2018	12,790	
Quarter ending June 2018	12,649	↓
Quarter ending September 2018	12,688	→
Quarter ending December 2018	12,838	→
Quarter ending March 2019	13,500	↑
Variance since March 2018	5.6%	↑



ACTIVITY



Month	Adjusted Scheduled Activity (UDA)	
	2018	2019
April	834	1,562
May	3,478	4,803
June	5,798	7,109
July	9,019	10,357
August	11,950	13,452
September	14,407	16,077
October	17,340	18,663
November	20,608	21,976
December	23,727	25,173
January	26,372	27,997
February	30,321	31,294
March	33,696	35,655
April	35,571	
May	35,528	
June	35,561	

QUALITY

	Quantity	Base Number	Contract	AT	Region	England
% of FP17s for the same patient ID Re-attending within 3 months - Children	465	5,833	8.0%	11.4%	11.3%	11.8%
% of FP17s for the same patient ID Re-attending within 3 months - Adults	1,783	13,342	13.4%	16.2%	15.4%	15.7%
% of FP17s for the same patient ID Re-attending between 3 & 9 months - Children	3,524	5,833	60.4%	55.6%	61.3%	58.9%
% of FP17s for the same patient ID Re-attending between 3 & 9 months - Adults	6,951	13,342	52.1%	48.5%	52.1%	50.8%
% of FP17s for Band 1 Urgent Courses	1,469	18,458	8.0%	10.1%	9.5%	9.1%
% of FP17s Relating to Free Repair or Replacements	129	18,458	0.7%	0.5%	0.6%	0.8%
% of FP17s Relating to Continuations	47	18,458	0.3%	0.7%	0.8%	0.9%
% of Patients satisfied with the dentistry they have received	5	6	N/A	90.9%	92.4%	92.5%
% of Patients satisfied with the time they had to wait for an appointment	6	6	N/A	86.2%	86.3%	87.0%

* This is based on patients treated on this contract for their most recent course of treatment. Figures in italics indicate the base number of FP17s or Patient Questionnaire responses are less than 100. N/A is shown where the base number of responses is less than 10 during the period. % is calculated as Quantity/Base number*100

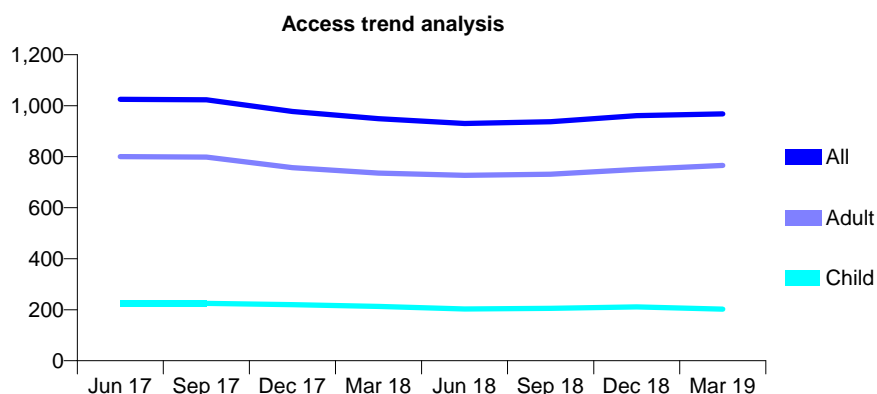
Q67 - Vital Signs At a Glance Contract Report for 145580/0002 - March 2019

Name or company name	Oradent Kent Ltd
Contract type name	GDS Contract
Purpose of contract	General
Contract start date	01/04/2008
Contract end date	

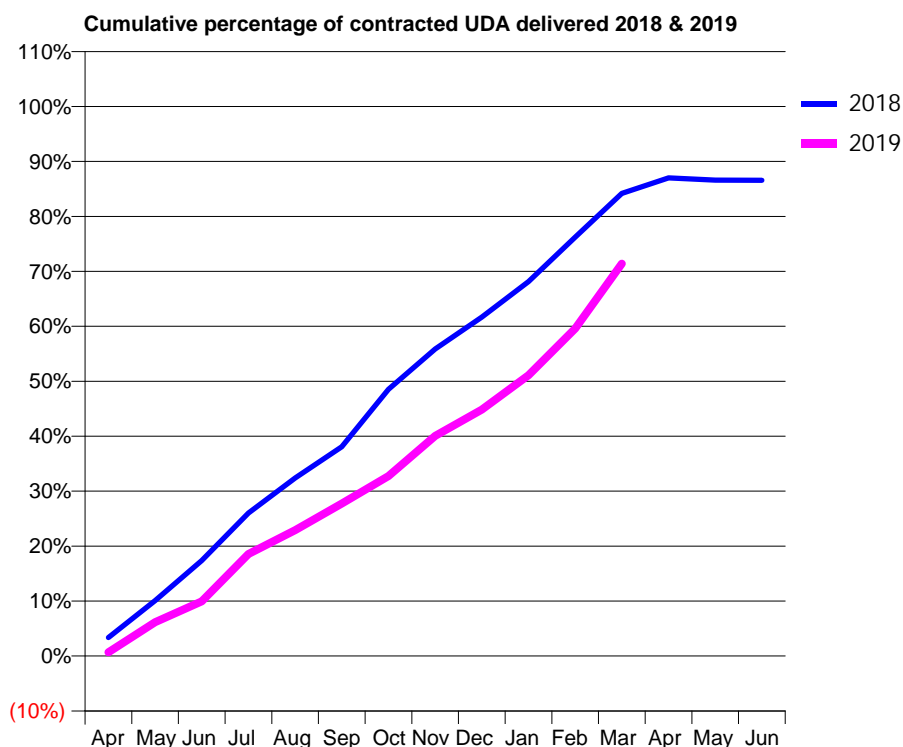
18/19 Contracted general activity (UDA)	4,354
Carry forward general activity (UDA)	104
18/19 Contracted orthodontic activity (UOA)	0
Carry forward orthodontic activity (UOA)	0
Baseline contract value	£108,733.02

ACCESS*

Patients seen in 24 months	Total	Change since previous quarter
Quarter ending March 2018	949	
Quarter ending June 2018	930	↓
Quarter ending September 2018	937	→
Quarter ending December 2018	961	↑
Quarter ending March 2019	968	→
Variance since March 2018	2.0%	↑



ACTIVITY



Month	Adjusted Scheduled Activity (UDA)	
	2018	2019
April	126	30
May	380	268
June	652	433
July	977	809
August	1,216	997
September	1,430	1,209
October	1,823	1,426
November	2,098	1,744
December	2,316	1,952
January	2,557	2,225
February	2,861	2,594
March	3,160	3,109
April	3,266	
May	3,251	
June	3,250	

QUALITY

	Quantity	Base Number	Contract	AT	Region	England
% of FP17s for the same patient ID Re-attending within 3 months - Children	14	237	5.9%	11.4%	11.3%	11.8%
% of FP17s for the same patient ID Re-attending within 3 months - Adults	88	914	9.6%	16.2%	15.4%	15.7%
% of FP17s for the same patient ID Re-attending between 3 & 9 months - Children	77	237	32.5%	55.6%	61.3%	58.9%
% of FP17s for the same patient ID Re-attending between 3 & 9 months - Adults	340	914	37.2%	48.5%	52.1%	50.8%
% of FP17s for Band 1 Urgent Courses	53	1,120	4.7%	10.1%	9.5%	9.1%
% of FP17s Relating to Free Repair or Replacements	3	1,120	0.3%	0.5%	0.6%	0.8%
% of FP17s Relating to Continuations	2	1,120	0.2%	0.7%	0.8%	0.9%
% of Patients satisfied with the dentistry they have received	0	0	N/A	90.9%	92.4%	92.5%
% of Patients satisfied with the time they had to wait for an appointment	0	0	N/A	86.2%	86.3%	87.0%

* This is based on patients treated on this contract for their most recent course of treatment. Figures in italics indicate the base number of FP17s or Patient Questionnaire responses are less than 100. N/A is shown where the base number of responses is less than 10 during the period. % is calculated as Quantity/Base number*100

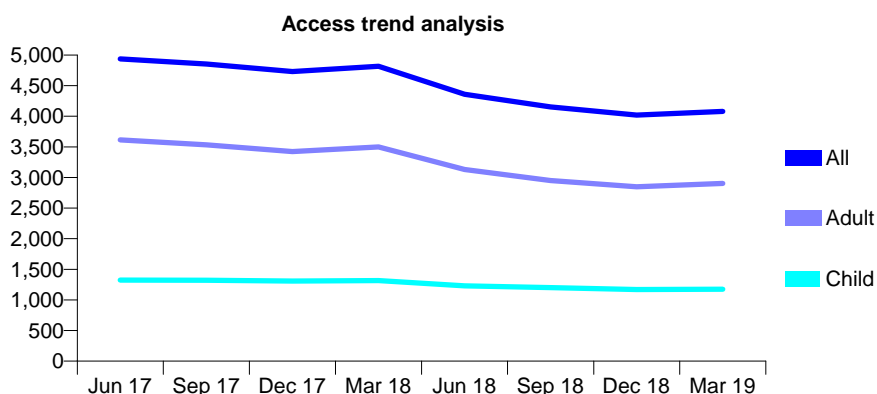
Q67 - Vital Signs At a Glance Contract Report for 146633/0001 - March 2019

Name or company name	South England Dental Practice Partnership
Contract type name	GDS Contract
Purpose of contract	General
Contract start date	01/09/2013
Contract end date	

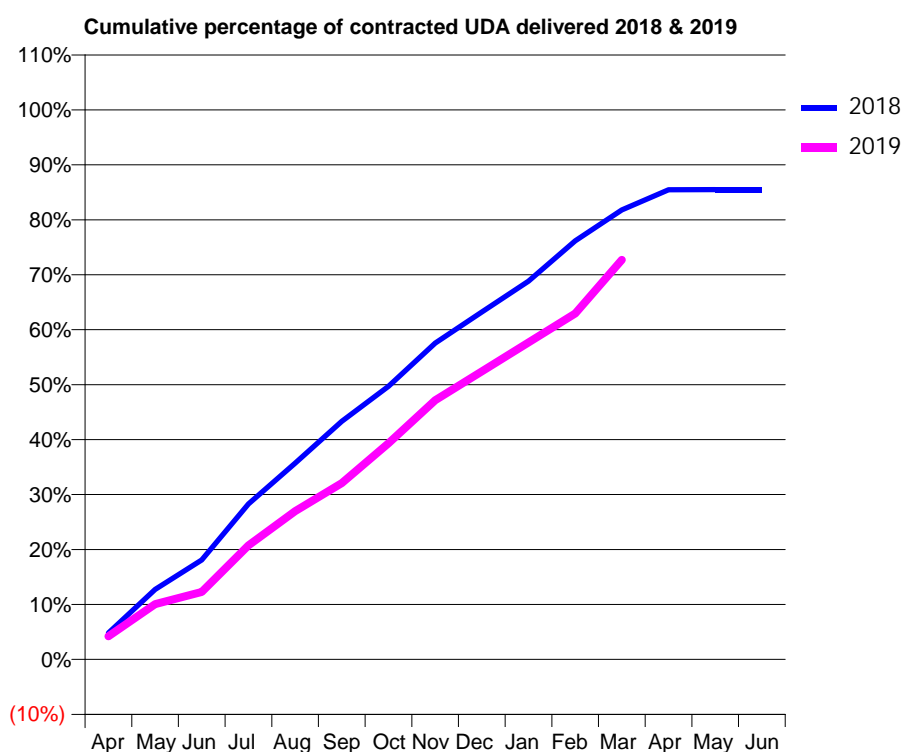
18/19 Contracted general activity (UDA)	12,500
Carry forward general activity (UDA)	0
18/19 Contracted orthodontic activity (UOA)	0
Carry forward orthodontic activity (UOA)	0
Baseline contract value	£366,727.55

ACCESS*

Patients seen in 24 months	Total	Change since previous quarter
Quarter ending March 2018	4,815	
Quarter ending June 2018	4,360	↓
Quarter ending September 2018	4,153	↓
Quarter ending December 2018	4,020	↓
Quarter ending March 2019	4,079	→
Variance since March 2018	(15.3%)	↓



ACTIVITY



Month	Adjusted Scheduled Activity (UDA)	
	2018	2019
April	601	527
May	1,593	1,259
June	2,265	1,534
July	3,537	2,596
August	4,466	3,375
September	5,416	4,009
October	6,210	4,916
November	7,196	5,897
December	7,901	6,550
January	8,604	7,210
February	9,520	7,866
March	10,225	9,086
April	10,683	
May	10,686	
June	10,686	

QUALITY

	Quantity	Base Number	Contract	AT	Region	England
% of FP17s for the same patient ID Re-attending within 3 months - Children	43	1,342	3.2%	11.4%	11.3%	11.8%
% of FP17s for the same patient ID Re-attending within 3 months - Adults	330	2,957	11.2%	16.2%	15.4%	15.7%
% of FP17s for the same patient ID Re-attending between 3 & 9 months - Children	638	1,342	47.5%	55.6%	61.3%	58.9%
% of FP17s for the same patient ID Re-attending between 3 & 9 months - Adults	1,134	2,957	38.3%	48.5%	52.1%	50.8%
% of FP17s for Band 1 Urgent Courses	302	4,151	7.3%	10.1%	9.5%	9.1%
% of FP17s Relating to Free Repair or Replacements	17	4,151	0.4%	0.5%	0.6%	0.8%
% of FP17s Relating to Continuations	49	4,151	1.2%	0.7%	0.8%	0.9%
% of Patients satisfied with the dentistry they have received	1	2	N/A	90.9%	92.4%	92.5%
% of Patients satisfied with the time they had to wait for an appointment	1	2	N/A	86.2%	86.3%	87.0%

* This is based on patients treated on this contract for their most recent course of treatment. Figures in italics indicate the base number of FP17s or Patient Questionnaire responses are less than 100. N/A is shown where the base number of responses is less than 10 during the period. % is calculated as Quantity/Base number*100

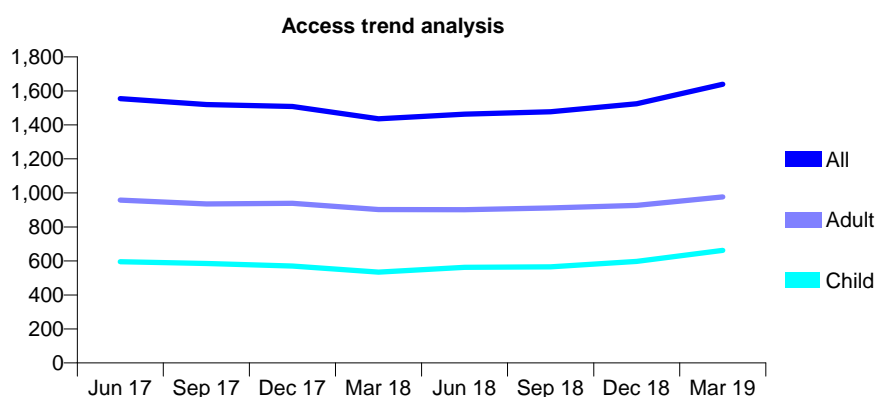
Q67 - Vital Signs At a Glance Contract Report for 146749/0001 - March 2019

Name or company name	Patiali Limited
Contract type name	GDS Contract
Purpose of contract	General
Contract start date	01/05/2011
Contract end date	

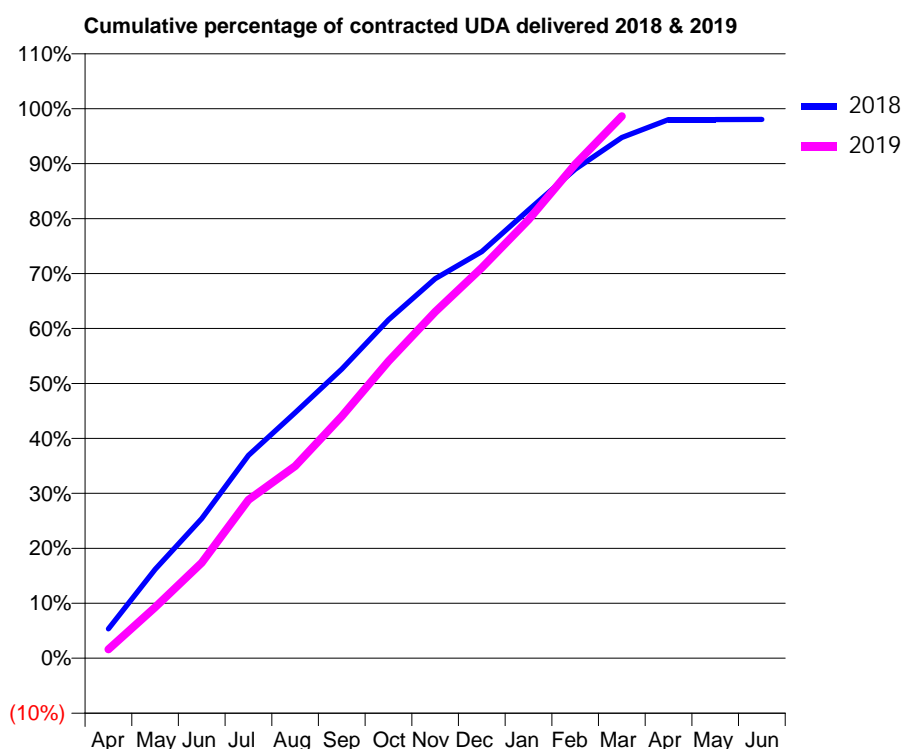
18/19 Contracted general activity (UDA)	4,395
Carry forward general activity (UDA)	86
18/19 Contracted orthodontic activity (UOA)	0
Carry forward orthodontic activity (UOA)	0
Baseline contract value	£112,068.03

ACCESS*

Patients seen in 24 months	Total	Change since previous quarter
Quarter ending March 2018	1,436	
Quarter ending June 2018	1,463	→
Quarter ending September 2018	1,477	→
Quarter ending December 2018	1,524	↑
Quarter ending March 2019	1,639	↑
Variance since March 2018	14.1%	↑



ACTIVITY



Month	2018	2019
April	235	71
May	711	408
June	1,117	764
July	1,622	1,267
August	1,964	1,537
September	2,313	1,936
October	2,707	2,375
November	3,035	2,770
December	3,251	3,123
January	3,585	3,506
February	3,911	3,951
March	4,165	4,333
April	4,307	
May	4,307	
June	4,309	

QUALITY

	Quantity	Base Number	Contract	AT	Region	England
% of FP17s for the same patient ID Re-attending within 3 months - Children	83	913	9.1%	11.4%	11.3%	11.8%
% of FP17s for the same patient ID Re-attending within 3 months - Adults	221	1,349	16.4%	16.2%	15.4%	15.7%
% of FP17s for the same patient ID Re-attending between 3 & 9 months - Children	419	913	45.9%	55.6%	61.3%	58.9%
% of FP17s for the same patient ID Re-attending between 3 & 9 months - Adults	575	1,349	42.6%	48.5%	52.1%	50.8%
% of FP17s for Band 1 Urgent Courses	253	2,195	11.5%	10.1%	9.5%	9.1%
% of FP17s Relating to Free Repair or Replacements	17	2,195	0.8%	0.5%	0.6%	0.8%
% of FP17s Relating to Continuations	0	2,195	0.0%	0.7%	0.8%	0.9%
% of Patients satisfied with the dentistry they have received	0	0	N/A	90.9%	92.4%	92.5%
% of Patients satisfied with the time they had to wait for an appointment	0	0	N/A	86.2%	86.3%	87.0%

* This is based on patients treated on this contract for their most recent course of treatment.

Figures in italics indicate the base number of FP17s or Patient Questionnaire responses are less than 100. N/A is shown where the base number of responses is less than 10 during the period. % is calculated as Quantity/Base number*100

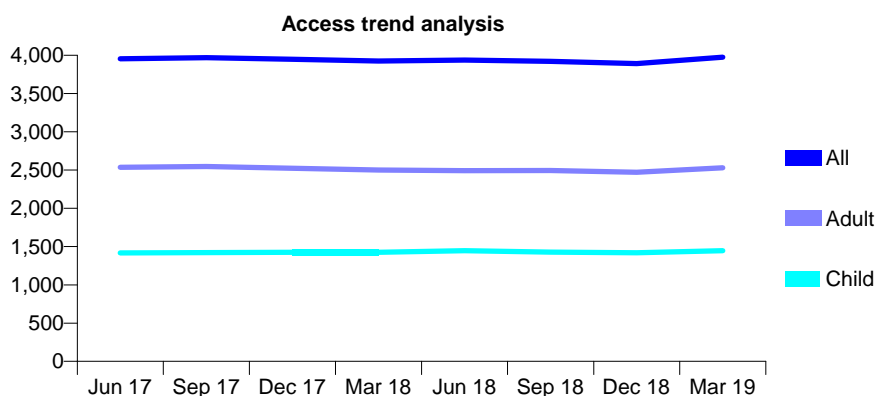
Q67 - Vital Signs At a Glance Contract Report for 146749/0002 - March 2019

Name or company name	Patiali Limited
Contract type name	GDS Contract
Purpose of contract	General
Contract start date	01/05/2011
Contract end date	

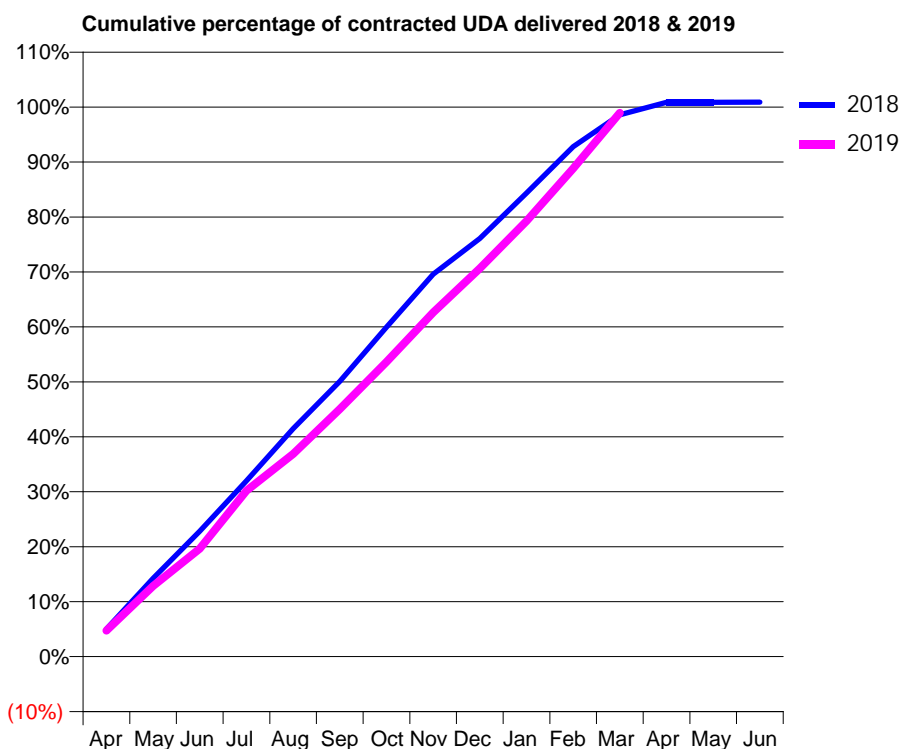
18/19 Contracted general activity (UDA)	9,536
Carry forward general activity (UDA)	0
18/19 Contracted orthodontic activity (UOA)	0
Carry forward orthodontic activity (UOA)	0
Baseline contract value	£254,025.50

ACCESS*

Patients seen in 24 months	Total	Change since previous quarter
Quarter ending March 2018	3,925	
Quarter ending June 2018	3,938	→
Quarter ending September 2018	3,920	→
Quarter ending December 2018	3,891	→
Quarter ending March 2019	3,975	↑
Variance since March 2018	1.3%	→



ACTIVITY



Month	Adjusted Scheduled Activity (UDA)	
	2018	2019
April	480	452
May	1,360	1,225
June	2,176	1,872
July	3,052	2,878
August	3,955	3,517
September	4,775	4,296
October	5,717	5,114
November	6,636	5,971
December	7,255	6,734
January	8,042	7,557
February	8,847	8,472
March	9,401	9,435
April	9,620	
May	9,620	
June	9,622	

QUALITY

	Quantity	Base Number	Contract	AT	Region	England
% of FP17s for the same patient ID Re-attending within 3 months - Children	200	2,257	8.9%	11.4%	11.3%	11.8%
% of FP17s for the same patient ID Re-attending within 3 months - Adults	451	3,372	13.4%	16.2%	15.4%	15.7%
% of FP17s for the same patient ID Re-attending between 3 & 9 months - Children	1,326	2,257	58.8%	55.6%	61.3%	58.9%
% of FP17s for the same patient ID Re-attending between 3 & 9 months - Adults	1,711	3,372	50.7%	48.5%	52.1%	50.8%
% of FP17s for Band 1 Urgent Courses	383	4,617	8.3%	10.1%	9.5%	9.1%
% of FP17s Relating to Free Repair or Replacements	49	4,617	1.1%	0.5%	0.6%	0.8%
% of FP17s Relating to Continuations	5	4,617	0.1%	0.7%	0.8%	0.9%
% of Patients satisfied with the dentistry they have received	5	5	N/A	90.9%	92.4%	92.5%
% of Patients satisfied with the time they had to wait for an appointment	4	5	N/A	86.2%	86.3%	87.0%

* This is based on patients treated on this contract for their most recent course of treatment. Figures in italics indicate the base number of FP17s or Patient Questionnaire responses are less than 100. N/A is shown where the base number of responses is less than 10 during the period. % is calculated as Quantity/Base number*100

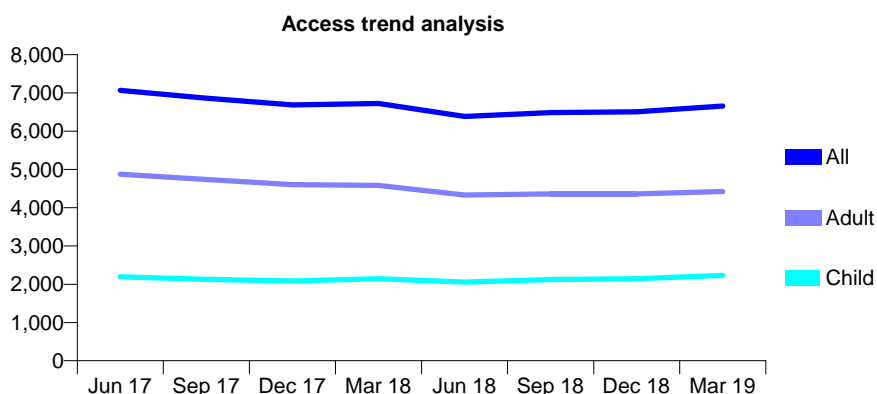
Q67 - Vital Signs At a Glance Contract Report for 148628/0001 - March 2019

Name or company name	Mr Mikhil Amin
Contract type name	GDS Contract
Purpose of contract	General
Contract start date	15/02/2014
Contract end date	

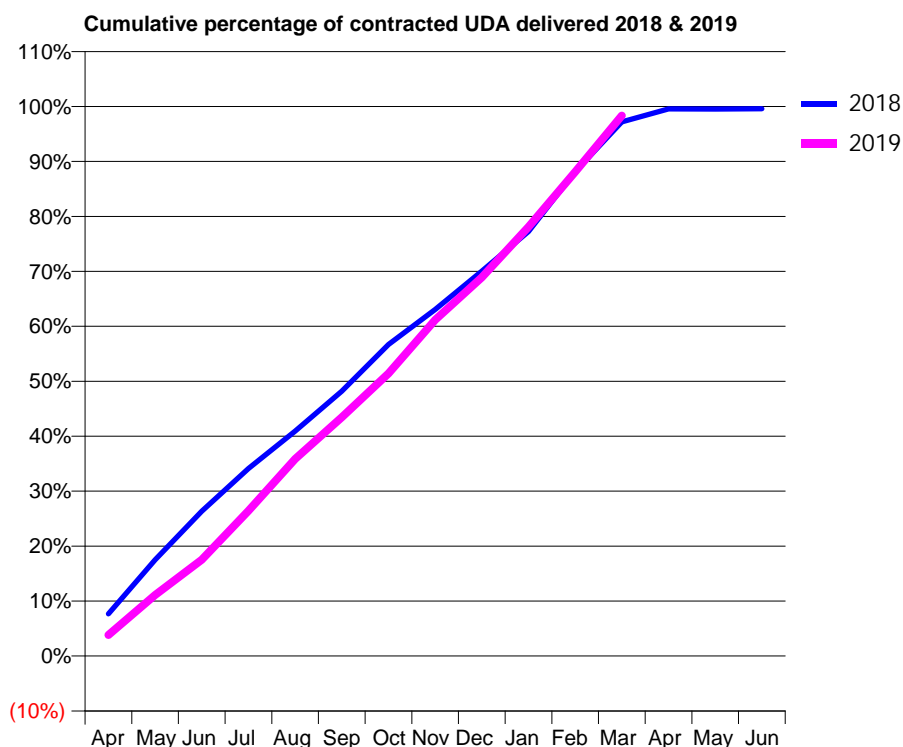
18/19 Contracted general activity (UDA)	18,214
Carry forward general activity (UDA)	75
18/19 Contracted orthodontic activity (UOA)	0
Carry forward orthodontic activity (UOA)	0
Baseline contract value	£523,156.97

ACCESS*

Patients seen in 24 months	Total	Change since previous quarter
Quarter ending March 2018	6,723	
Quarter ending June 2018	6,385	↓
Quarter ending September 2018	6,486	→
Quarter ending December 2018	6,508	→
Quarter ending March 2019	6,657	↑
Variance since March 2018	(1.0%)	→



ACTIVITY



Month	Adjusted Scheduled Activity (UDA)	
	2018	2019
April	1,399	701
May	3,188	2,024
June	4,798	3,192
July	6,212	4,813
August	7,452	6,528
September	8,774	7,910
October	10,326	9,363
November	11,487	11,142
December	12,756	12,545
January	14,073	14,226
February	16,056	16,047
March	17,706	17,913
April	18,132	
May	18,127	
June	18,139	

QUALITY

	Quantity	Base Number	Contract	AT	Region	England
% of FP17s for the same patient ID Re-attending within 3 months - Children	205	3,096	6.6%	11.4%	11.3%	11.8%
% of FP17s for the same patient ID Re-attending within 3 months - Adults	583	5,447	10.7%	16.2%	15.4%	15.7%
% of FP17s for the same patient ID Re-attending between 3 & 9 months - Children	1,648	3,096	53.2%	55.6%	61.3%	58.9%
% of FP17s for the same patient ID Re-attending between 3 & 9 months - Adults	2,796	5,447	51.3%	48.5%	52.1%	50.8%
% of FP17s for Band 1 Urgent Courses	692	8,333	8.3%	10.1%	9.5%	9.1%
% of FP17s Relating to Free Repair or Replacements	61	8,333	0.7%	0.5%	0.6%	0.8%
% of FP17s Relating to Continuations	12	8,333	0.1%	0.7%	0.8%	0.9%
% of Patients satisfied with the dentistry they have received	5	5	N/A	90.9%	92.4%	92.5%
% of Patients satisfied with the time they had to wait for an appointment	3	5	N/A	86.2%	86.3%	87.0%

* This is based on patients treated on this contract for their most recent course of treatment.

Figures in italics indicate the base number of FP17s or Patient Questionnaire responses are less than 100. N/A is shown where the base number of responses is less than 10 during the period. % is calculated as Quantity/Base number*100

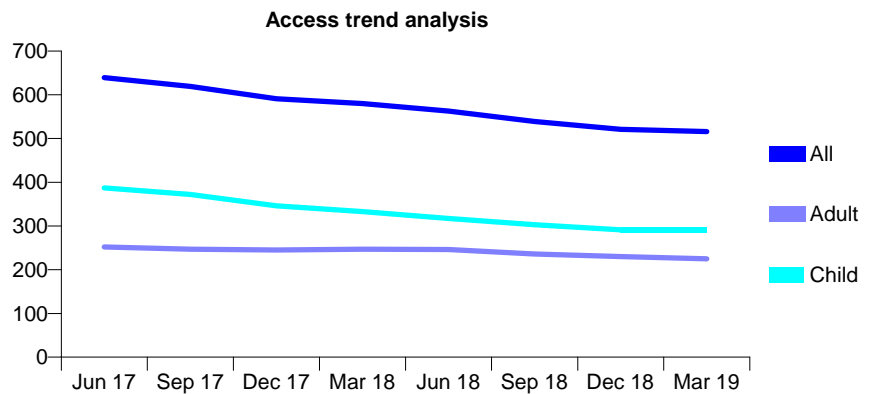
Q67 - Vital Signs At a Glance Contract Report for 149446/0001 - March 2019

Name or company name	Calverley Dental Practice
Contract type name	GDS Contract
Purpose of contract	General
Contract start date	01/08/2012
Contract end date	

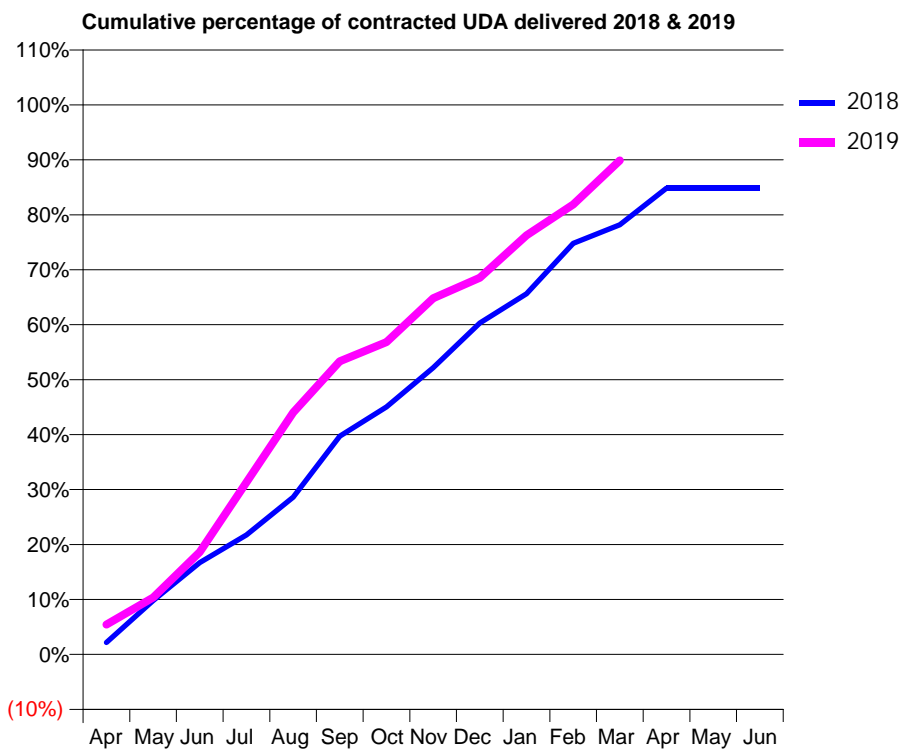
18/19 Contracted general activity (UDA)	1,018
Carry forward general activity (UDA)	0
18/19 Contracted orthodontic activity (UOA)	0
Carry forward orthodontic activity (UOA)	0
Baseline contract value	£25,597.31

ACCESS*

Patients seen in 24 months	Total	Change since previous quarter
Quarter ending March 2018	580	
Quarter ending June 2018	563	↓
Quarter ending September 2018	539	↓
Quarter ending December 2018	521	↓
Quarter ending March 2019	516	→
Variance since March 2018	(11.0%)	↓



ACTIVITY



Month	Adjusted Scheduled Activity (UDA)	
	2018	2019
April	26	55
May	117	105
June	201	190
July	261	319
August	344	448
September	477	543
October	540	578
November	626	660
December	724	698
January	788	776
February	898	834
March	938	915
April	1,018	
May	1,018	
June	1,018	

QUALITY

	Quantity	Base Number	Contract	AT	Region	England
% of FP17s for the same patient ID Re-attending within 3 months - Children	11	306	3.6%	11.4%	11.3%	11.8%
% of FP17s for the same patient ID Re-attending within 3 months - Adults	22	195	11.3%	16.2%	15.4%	15.7%
% of FP17s for the same patient ID Re-attending between 3 & 9 months - Children	85	306	27.8%	55.6%	61.3%	58.9%
% of FP17s for the same patient ID Re-attending between 3 & 9 months - Adults	63	195	32.3%	48.5%	52.1%	50.8%
% of FP17s for Band 1 Urgent Courses	14	477	2.9%	10.1%	9.5%	9.1%
% of FP17s Relating to Free Repair or Replacements	2	477	0.4%	0.5%	0.6%	0.8%
% of FP17s Relating to Continuations	3	477	0.6%	0.7%	0.8%	0.9%
% of Patients satisfied with the dentistry they have received	1	1	N/A	90.9%	92.4%	92.5%
% of Patients satisfied with the time they had to wait for an appointment	1	1	N/A	86.2%	86.3%	87.0%

* This is based on patients treated on this contract for their most recent course of treatment. Figures in italics indicate the base number of FP17s or Patient Questionnaire responses are less than 100. N/A is shown where the base number of responses is less than 10 during the period. % is calculated as Quantity/Base number*100

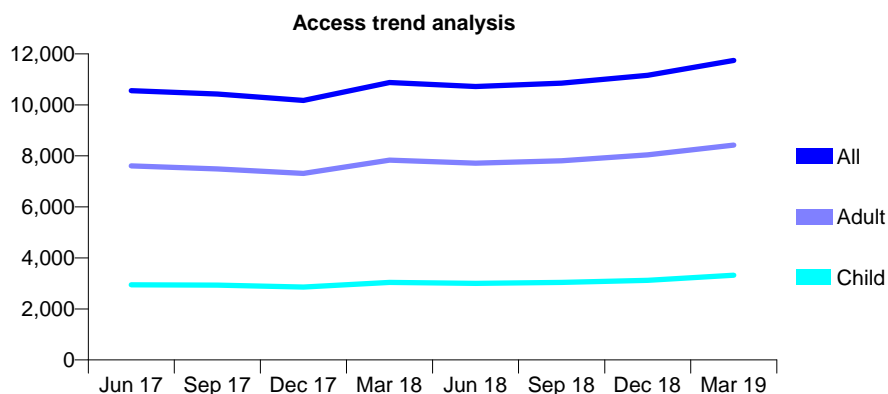
Q67 - Vital Signs At a Glance Contract Report for 152226/0001 - March 2019

Name or company name	Dentapol(Kent)Ltd
Contract type name	GDS Contract
Purpose of contract	General
Contract start date	02/02/2010
Contract end date	

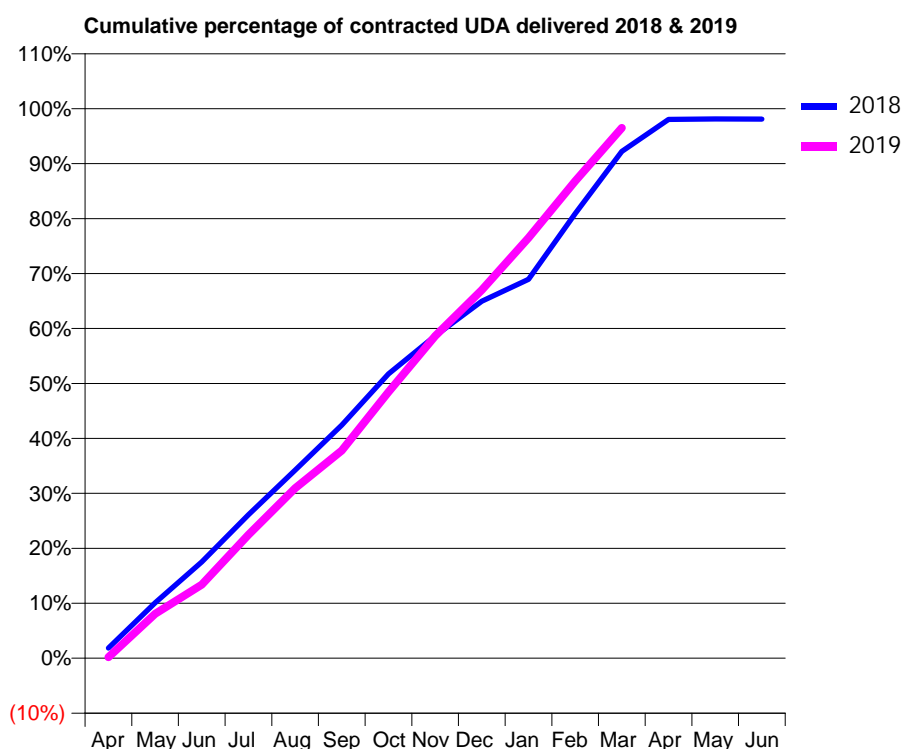
18/19 Contracted general activity (UDA)	32,000
Carry forward general activity (UDA)	605
18/19 Contracted orthodontic activity (UOA)	0
Carry forward orthodontic activity (UOA)	0
Baseline contract value	£716,757.76

ACCESS*

Patients seen in 24 months	Total	Change since previous quarter
Quarter ending March 2018	10,876	
Quarter ending June 2018	10,719	↓
Quarter ending September 2018	10,853	→
Quarter ending December 2018	11,161	↑
Quarter ending March 2019	11,743	↑
Variance since March 2018	8.0%	↑



ACTIVITY



Month	Adjusted Scheduled Activity (UDA)	
	2018	2019
April	595	69
May	3,238	2,592
June	5,605	4,284
July	8,355	7,191
August	10,953	9,906
September	13,573	12,096
October	16,561	15,507
November	18,770	18,767
December	20,787	21,435
January	22,066	24,482
February	25,890	27,785
March	29,509	30,878
April	31,371	
May	31,398	
June	31,395	

QUALITY

	Quantity	Base Number	Contract	AT	Region	England
% of FP17s for the same patient ID Re-attending within 3 months - Children	476	4,557	10.4%	11.4%	11.3%	11.8%
% of FP17s for the same patient ID Re-attending within 3 months - Adults	2,173	11,556	18.8%	16.2%	15.4%	15.7%
% of FP17s for the same patient ID Re-attending between 3 & 9 months - Children	2,346	4,557	51.5%	55.6%	61.3%	58.9%
% of FP17s for the same patient ID Re-attending between 3 & 9 months - Adults	5,063	11,556	43.8%	48.5%	52.1%	50.8%
% of FP17s for Band 1 Urgent Courses	3,010	15,392	19.6%	10.1%	9.5%	9.1%
% of FP17s Relating to Free Repair or Replacements	144	15,392	0.9%	0.5%	0.6%	0.8%
% of FP17s Relating to Continuations	72	15,392	0.5%	0.7%	0.8%	0.9%
% of Patients satisfied with the dentistry they have received	10	13	76.9%	90.9%	92.4%	92.5%
% of Patients satisfied with the time they had to wait for an appointment	9	13	69.2%	86.2%	86.3%	87.0%

* This is based on patients treated on this contract for their most recent course of treatment. Figures in italics indicate the base number of FP17s or Patient Questionnaire responses are less than 100. N/A is shown where the base number of responses is less than 10 during the period. % is calculated as Quantity/Base number*100

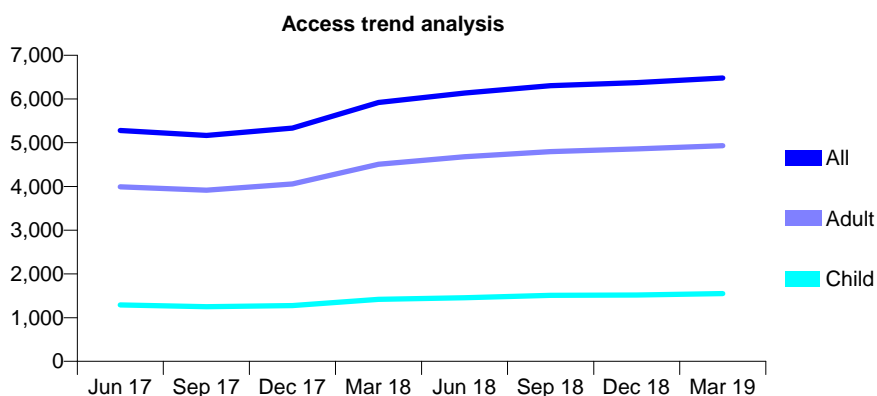
Q67 - Vital Signs At a Glance Contract Report for 152226/0002 - March 2019

Name or company name	Dentapol(Kent)Ltd
Contract type name	GDS Contract
Purpose of contract	General
Contract start date	04/01/2010
Contract end date	

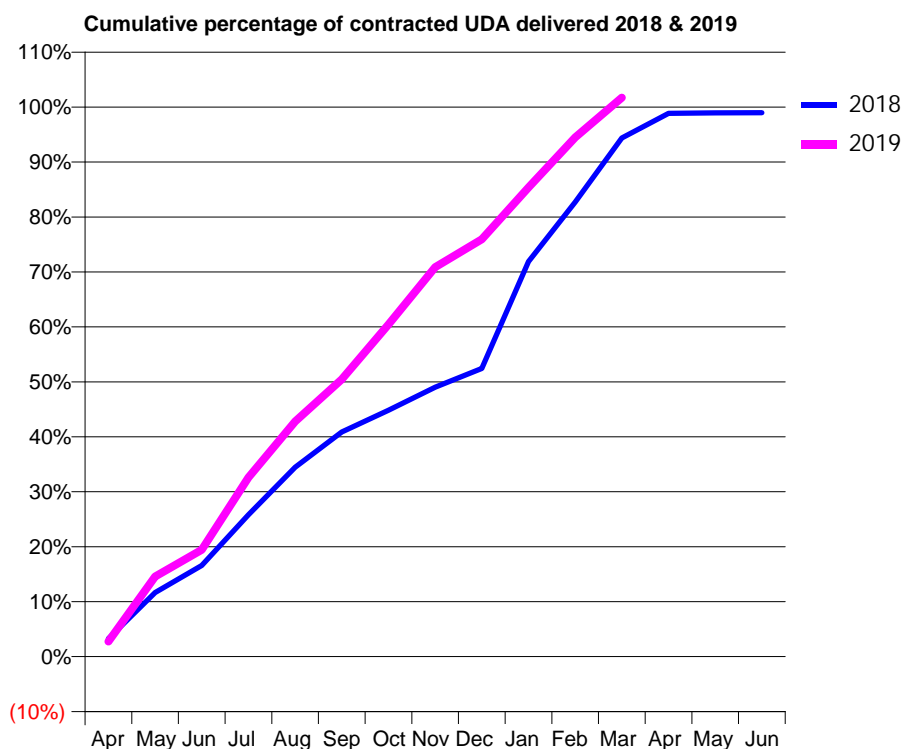
18/19 Contracted general activity (UDA)	16,360
Carry forward general activity (UDA)	0
18/19 Contracted orthodontic activity (UOA)	0
Carry forward orthodontic activity (UOA)	0
Baseline contract value	£373,869.89

ACCESS*

Patients seen in 24 months	Total	Change since previous quarter
Quarter ending March 2018	5,923	
Quarter ending June 2018	6,134	↑
Quarter ending September 2018	6,306	↑
Quarter ending December 2018	6,373	→
Quarter ending March 2019	6,481	→
Variance since March 2018	9.4%	↑



ACTIVITY



Month	Adjusted Scheduled Activity (UDA)	
	2018	2019
April	527	451
May	1,865	2,385
June	2,653	3,182
July	4,130	5,334
August	5,514	7,000
September	6,540	8,257
October	7,174	9,886
November	7,845	11,593
December	8,390	12,423
January	11,503	13,966
February	13,234	15,458
March	15,100	16,639
April	15,818	
May	15,834	
June	15,835	

QUALITY

	Quantity	Base Number	Contract	AT	Region	England
% of FP17s for the same patient ID Re-attending within 3 months - Children	164	2,355	7.0%	11.4%	11.3%	11.8%
% of FP17s for the same patient ID Re-attending within 3 months - Adults	986	7,223	13.7%	16.2%	15.4%	15.7%
% of FP17s for the same patient ID Re-attending between 3 & 9 months - Children	1,415	2,355	60.1%	55.6%	61.3%	58.9%
% of FP17s for the same patient ID Re-attending between 3 & 9 months - Adults	3,760	7,223	52.1%	48.5%	52.1%	50.8%
% of FP17s for Band 1 Urgent Courses	1,231	9,244	13.3%	10.1%	9.5%	9.1%
% of FP17s Relating to Free Repair or Replacements	77	9,244	0.8%	0.5%	0.6%	0.8%
% of FP17s Relating to Continuations	34	9,244	0.4%	0.7%	0.8%	0.9%
% of Patients satisfied with the dentistry they have received	7	7	N/A	90.9%	92.4%	92.5%
% of Patients satisfied with the time they had to wait for an appointment	7	7	N/A	86.2%	86.3%	87.0%

* This is based on patients treated on this contract for their most recent course of treatment. Figures in italics indicate the base number of FP17s or Patient Questionnaire responses are less than 100. N/A is shown where the base number of responses is less than 10 during the period. % is calculated as Quantity/Base number*100

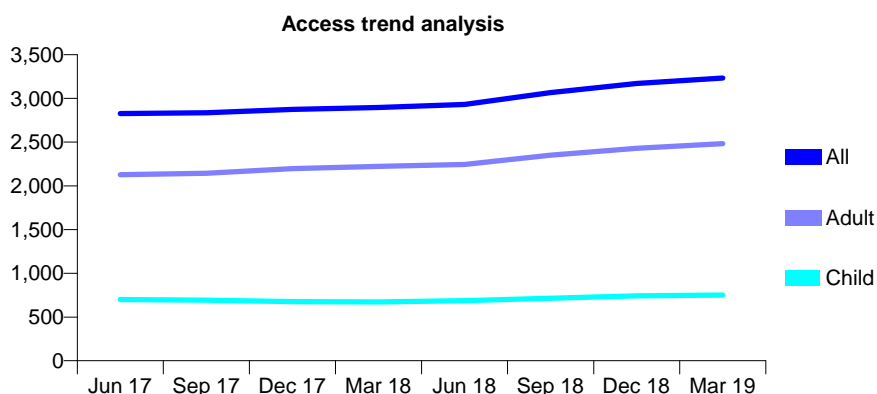
Q67 - Vital Signs At a Glance Contract Report for 153036/0001 - March 2019

Name or company name	Lydd Dental Care
Contract type name	GDS Contract
Purpose of contract	General
Contract start date	17/03/2014
Contract end date	

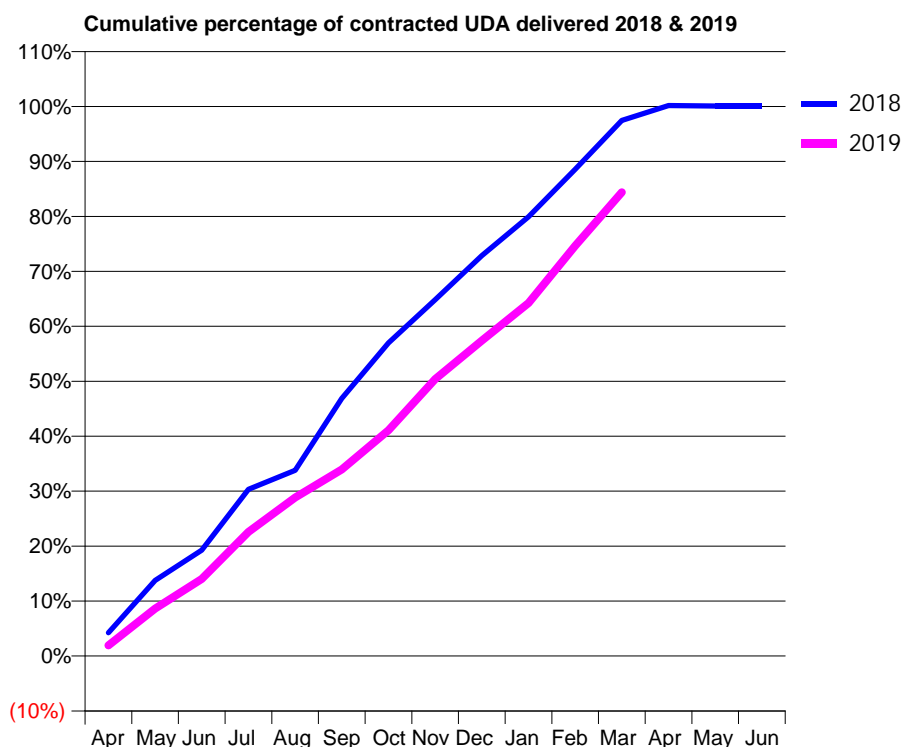
18/19 Contracted general activity (UDA)	12,702
Carry forward general activity (UDA)	0
18/19 Contracted orthodontic activity (UOA)	0
Carry forward orthodontic activity (UOA)	0
Baseline contract value	£299,252.21

ACCESS*

Patients seen in 24 months	Total	Change since previous quarter
Quarter ending March 2018	2,897	
Quarter ending June 2018	2,931	→
Quarter ending September 2018	3,066	↑
Quarter ending December 2018	3,171	↑
Quarter ending March 2019	3,233	→
Variance since March 2018	11.6%	↑



ACTIVITY



Month	Adjusted Scheduled Activity (UDA)	
	2018	2019
April	437	245
May	1,418	1,100
June	1,987	1,783
July	3,124	2,867
August	3,481	3,663
September	4,828	4,311
October	5,868	5,217
November	6,679	6,402
December	7,507	7,289
January	8,234	8,156
February	9,127	9,483
March	10,039	10,718
April	10,319	
May	10,310	
June	10,310	

QUALITY

	Quantity	Base Number	Contract	AT	Region	England
% of FP17s for the same patient ID Re-attending within 3 months - Children	118	1,301	9.1%	11.4%	11.3%	11.8%
% of FP17s for the same patient ID Re-attending within 3 months - Adults	546	3,911	14.0%	16.2%	15.4%	15.7%
% of FP17s for the same patient ID Re-attending between 3 & 9 months - Children	819	1,301	63.0%	55.6%	61.3%	58.9%
% of FP17s for the same patient ID Re-attending between 3 & 9 months - Adults	2,389	3,911	61.1%	48.5%	52.1%	50.8%
% of FP17s for Band 1 Urgent Courses	339	4,243	8.0%	10.1%	9.5%	9.1%
% of FP17s Relating to Free Repair or Replacements	31	4,243	0.7%	0.5%	0.6%	0.8%
% of FP17s Relating to Continuations	33	4,243	0.8%	0.7%	0.8%	0.9%
% of Patients satisfied with the dentistry they have received	0	0	N/A	90.9%	92.4%	92.5%
% of Patients satisfied with the time they had to wait for an appointment	0	0	N/A	86.2%	86.3%	87.0%

* This is based on patients treated on this contract for their most recent course of treatment. Figures in italics indicate the base number of FP17s or Patient Questionnaire responses are less than 100. N/A is shown where the base number of responses is less than 10 during the period. % is calculated as Quantity/Base number*100

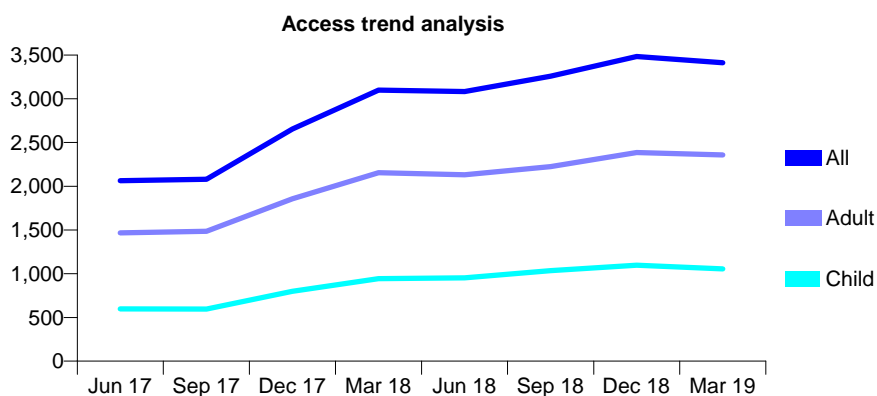
Q67 - Vital Signs At a Glance Contract Report for 153702/0001 - March 2019

Name or company name	MR R TRIVEDI
Contract type name	GDS Contract
Purpose of contract	General
Contract start date	31/01/2016
Contract end date	

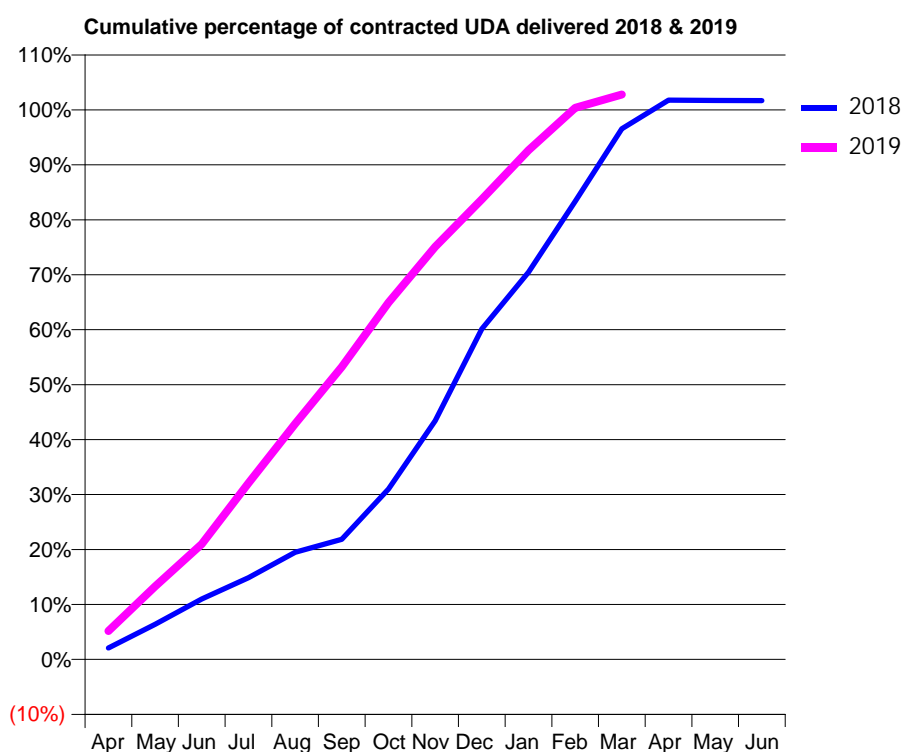
18/19 Contracted general activity (UDA)	8,247
Carry forward general activity (UDA)	0
18/19 Contracted orthodontic activity (UOA)	0
Carry forward orthodontic activity (UOA)	0
Baseline contract value	£279,312.88

ACCESS*

Patients seen in 24 months	Total	Change since previous quarter
Quarter ending March 2018	3,099	
Quarter ending June 2018	3,083	→
Quarter ending September 2018	3,258	↑
Quarter ending December 2018	3,484	↑
Quarter ending March 2019	3,413	↓
Variance since March 2018	10.1%	↑



ACTIVITY



Month	Adjusted Scheduled Activity (UDA)	
	2018	2019
April	171	427
May	528	1,096
June	908	1,729
July	1,226	2,646
August	1,608	3,537
September	1,802	4,391
October	2,557	5,354
November	3,583	6,194
December	4,957	6,903
January	5,811	7,641
February	6,875	8,276
March	7,962	8,477
April	8,392	
May	8,389	
June	8,387	

QUALITY

	Quantity	Base Number	Contract	AT	Region	England
% of FP17s for the same patient ID Re-attending within 3 months - Children	130	1,539	8.4%	11.4%	11.3%	11.8%
% of FP17s for the same patient ID Re-attending within 3 months - Adults	575	3,140	18.3%	16.2%	15.4%	15.7%
% of FP17s for the same patient ID Re-attending between 3 & 9 months - Children	945	1,539	61.4%	55.6%	61.3%	58.9%
% of FP17s for the same patient ID Re-attending between 3 & 9 months - Adults	1,579	3,140	50.3%	48.5%	52.1%	50.8%
% of FP17s for Band 1 Urgent Courses	638	4,483	14.2%	10.1%	9.5%	9.1%
% of FP17s Relating to Free Repair or Replacements	26	4,483	0.6%	0.5%	0.6%	0.8%
% of FP17s Relating to Continuations	28	4,483	0.6%	0.7%	0.8%	0.9%
% of Patients satisfied with the dentistry they have received	2	2	N/A	90.9%	92.4%	92.5%
% of Patients satisfied with the time they had to wait for an appointment	2	2	N/A	86.2%	86.3%	87.0%

* This is based on patients treated on this contract for their most recent course of treatment. Figures in italics indicate the base number of FP17s or Patient Questionnaire responses are less than 100. N/A is shown where the base number of responses is less than 10 during the period. % is calculated as Quantity/Base number*100

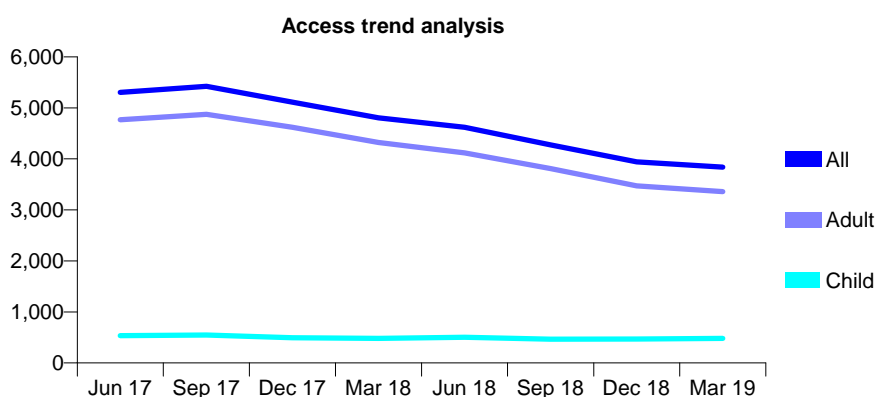
Q67 - Vital Signs At a Glance Contract Report for 154954/0004 - March 2019

Name or company name	Simon Collins
Contract type name	PDS Contract
Purpose of contract	General
Contract start date	01/12/2012
Contract end date	31/03/2021

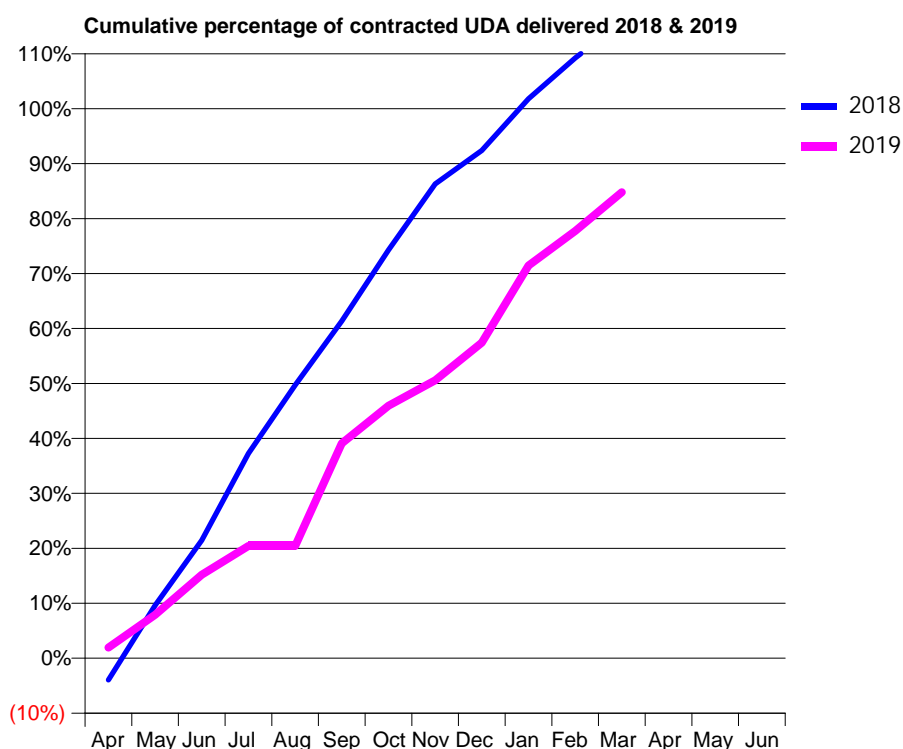
18/19 Contracted general activity (UDA)	6,178
Carry forward general activity (UDA)	0
18/19 Contracted orthodontic activity (UOA)	0
Carry forward orthodontic activity (UOA)	0
Baseline contract value	£356,026.02

ACCESS*

Patients seen in 24 months	Total	Change since previous quarter
Quarter ending March 2018	4,805	
Quarter ending June 2018	4,622	↓
Quarter ending September 2018	4,277	↓
Quarter ending December 2018	3,941	↓
Quarter ending March 2019	3,840	↓
Variance since March 2018	(20.1%)	↓



ACTIVITY



Month	2018	2019
April	-245	121
May	594	490
June	1,325	938
July	2,302	1,261
August	3,070	1,262
September	3,790	2,416
October	4,588	2,839
November	5,331	3,124
December	5,708	3,547
January	6,288	4,415
February	6,747	4,802
March	7,160	5,239
April	7,509	
May	7,515	
June	7,515	

QUALITY

	Quantity	Base Number	Contract	AT	Region	England
% of FP17s for the same patient ID Re-attending within 3 months - Children	25	962	2.6%	11.4%	11.3%	11.8%
% of FP17s for the same patient ID Re-attending within 3 months - Adults	136	3,728	3.6%	16.2%	15.4%	15.7%
% of FP17s for the same patient ID Re-attending between 3 & 9 months - Children	13	962	1.4%	55.6%	61.3%	58.9%
% of FP17s for the same patient ID Re-attending between 3 & 9 months - Adults	63	3,728	1.7%	48.5%	52.1%	50.8%
% of FP17s for Band 1 Urgent Courses	4,365	4,385	99.5%	10.1%	9.5%	9.1%
% of FP17s Relating to Free Repair or Replacements	2	4,385	0.0%	0.5%	0.6%	0.8%
% of FP17s Relating to Continuations	0	4,385	0.0%	0.7%	0.8%	0.9%
% of Patients satisfied with the dentistry they have received	0	0	N/A	90.9%	92.4%	92.5%
% of Patients satisfied with the time they had to wait for an appointment	0	0	N/A	86.2%	86.3%	87.0%

* This is based on patients treated on this contract for their most recent course of treatment.

Figures in italics indicate the base number of FP17s or Patient Questionnaire responses are less than 100. N/A is shown where the base number of responses is less than 10 during the period. % is calculated as Quantity/Base number*100

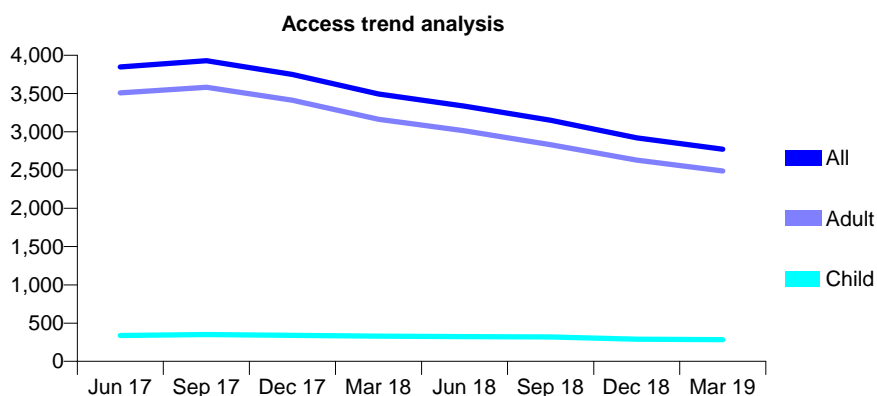
Q67 - Vital Signs At a Glance Contract Report for 154954/0005 - March 2019

Name or company name	Simon Collins
Contract type name	PDS Contract
Purpose of contract	General
Contract start date	01/12/2012
Contract end date	31/03/2021

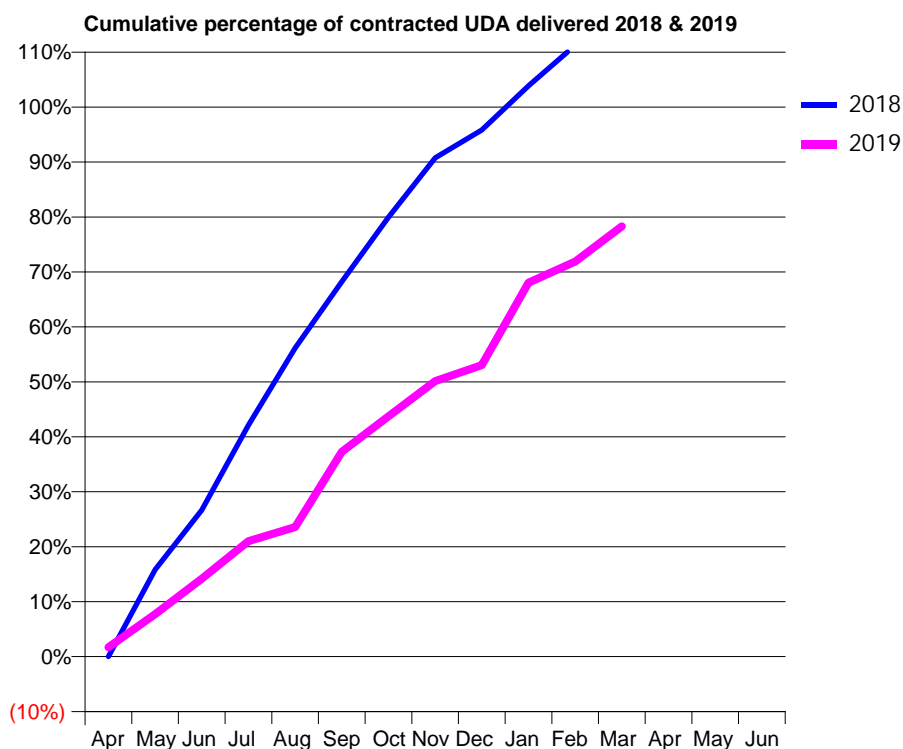
18/19 Contracted general activity (UDA)	4,680
Carry forward general activity (UDA)	0
18/19 Contracted orthodontic activity (UOA)	0
Carry forward orthodontic activity (UOA)	0
Baseline contract value	£263,306.49

ACCESS*

Patients seen in 24 months	Total	Change since previous quarter
Quarter ending March 2018	3,493	
Quarter ending June 2018	3,335	↓
Quarter ending September 2018	3,151	↓
Quarter ending December 2018	2,920	↓
Quarter ending March 2019	2,772	↓
Variance since March 2018	(20.6%)	↓



ACTIVITY



Month	Adjusted Scheduled Activity (UDA)	
	2018	2019
April	0	80
May	741	361
June	1,247	662
July	1,971	983
August	2,629	1,103
September	3,193	1,744
October	3,741	2,046
November	4,249	2,346
December	4,484	2,482
January	4,861	3,185
February	5,205	3,365
March	5,459	3,665
April	5,717	
May	5,721	
June	5,721	

QUALITY

	Quantity	Base Number	Contract	AT	Region	England
% of FP17s for the same patient ID Re-attending within 3 months - Children	37	637	5.8%	11.4%	11.3%	11.8%
% of FP17s for the same patient ID Re-attending within 3 months - Adults	124	2,645	4.7%	16.2%	15.4%	15.7%
% of FP17s for the same patient ID Re-attending between 3 & 9 months - Children	17	637	2.7%	55.6%	61.3%	58.9%
% of FP17s for the same patient ID Re-attending between 3 & 9 months - Adults	37	2,645	1.4%	48.5%	52.1%	50.8%
% of FP17s for Band 1 Urgent Courses	3,049	3,062	99.6%	10.1%	9.5%	9.1%
% of FP17s Relating to Free Repair or Replacements	3	3,062	0.1%	0.5%	0.6%	0.8%
% of FP17s Relating to Continuations	0	3,062	0.0%	0.7%	0.8%	0.9%
% of Patients satisfied with the dentistry they have received	0	0	N/A	90.9%	92.4%	92.5%
% of Patients satisfied with the time they had to wait for an appointment	0	0	N/A	86.2%	86.3%	87.0%

* This is based on patients treated on this contract for their most recent course of treatment. Figures in italics indicate the base number of FP17s or Patient Questionnaire responses are less than 100. N/A is shown where the base number of responses is less than 10 during the period. % is calculated as Quantity/Base number*100

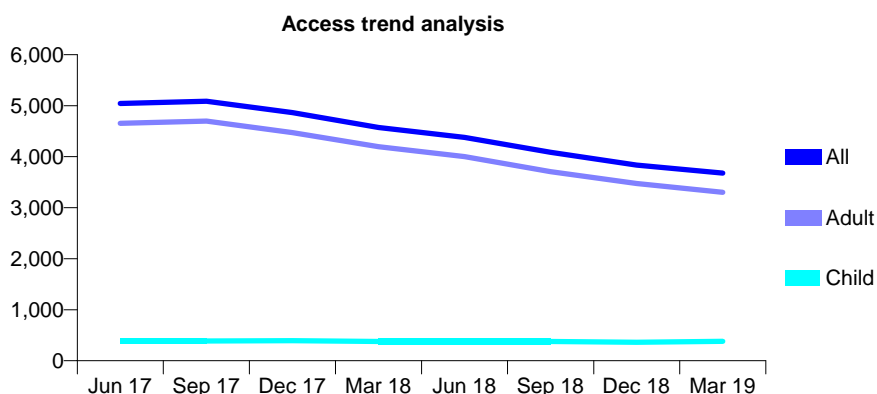
Q67 - Vital Signs At a Glance Contract Report for 154954/0006 - March 2019

Name or company name	Simon Collins
Contract type name	PDS Contract
Purpose of contract	General
Contract start date	01/12/2012
Contract end date	31/03/2021

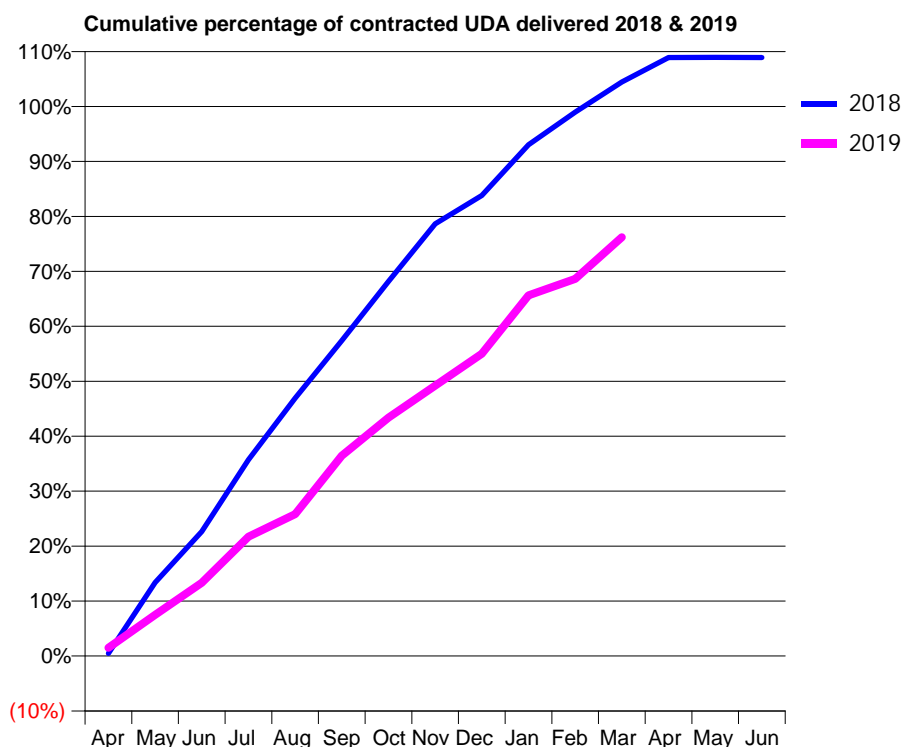
18/19 Contracted general activity (UDA)	7,113
Carry forward general activity (UDA)	0
18/19 Contracted orthodontic activity (UOA)	0
Carry forward orthodontic activity (UOA)	0
Baseline contract value	£374,269.54

ACCESS*

Patients seen in 24 months	Total	Change since previous quarter
Quarter ending March 2018	4,572	
Quarter ending June 2018	4,378	↓
Quarter ending September 2018	4,084	↓
Quarter ending December 2018	3,834	↓
Quarter ending March 2019	3,681	↓
Variance since March 2018	(19.5%)	↓



ACTIVITY



Month	Adjusted Scheduled Activity (UDA)	
	2018	2019
April	35	107
May	952	534
June	1,611	949
July	2,539	1,544
August	3,340	1,838
September	4,081	2,593
October	4,848	3,085
November	5,593	3,499
December	5,961	3,913
January	6,617	4,668
February	7,040	4,880
March	7,430	5,419
April	7,746	
May	7,747	
June	7,746	

QUALITY

	Quantity	Base Number	Contract	AT	Region	England
% of FP17s for the same patient ID Re-attending within 3 months - Children	31	808	3.8%	11.4%	11.3%	11.8%
% of FP17s for the same patient ID Re-attending within 3 months - Adults	115	3,987	2.9%	16.2%	15.4%	15.7%
% of FP17s for the same patient ID Re-attending between 3 & 9 months - Children	12	808	1.5%	55.6%	61.3%	58.9%
% of FP17s for the same patient ID Re-attending between 3 & 9 months - Adults	75	3,987	1.9%	48.5%	52.1%	50.8%
% of FP17s for Band 1 Urgent Courses	4,499	4,525	99.4%	10.1%	9.5%	9.1%
% of FP17s Relating to Free Repair or Replacements	1	4,525	0.0%	0.5%	0.6%	0.8%
% of FP17s Relating to Continuations	0	4,525	0.0%	0.7%	0.8%	0.9%
% of Patients satisfied with the dentistry they have received	1	1	N/A	90.9%	92.4%	92.5%
% of Patients satisfied with the time they had to wait for an appointment	1	1	N/A	86.2%	86.3%	87.0%

* This is based on patients treated on this contract for their most recent course of treatment. Figures in italics indicate the base number of FP17s or Patient Questionnaire responses are less than 100. N/A is shown where the base number of responses is less than 10 during the period. % is calculated as Quantity/Base number*100

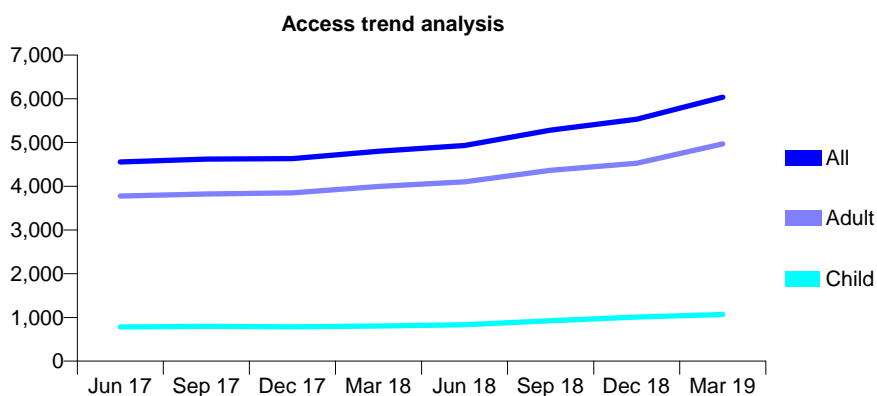
Q67 - Vital Signs At a Glance Contract Report for 156485/0001 - March 2019

Name or company name	Anele De Novo Dental Practice
Contract type name	GDS Contract
Purpose of contract	General
Contract start date	26/11/2013
Contract end date	

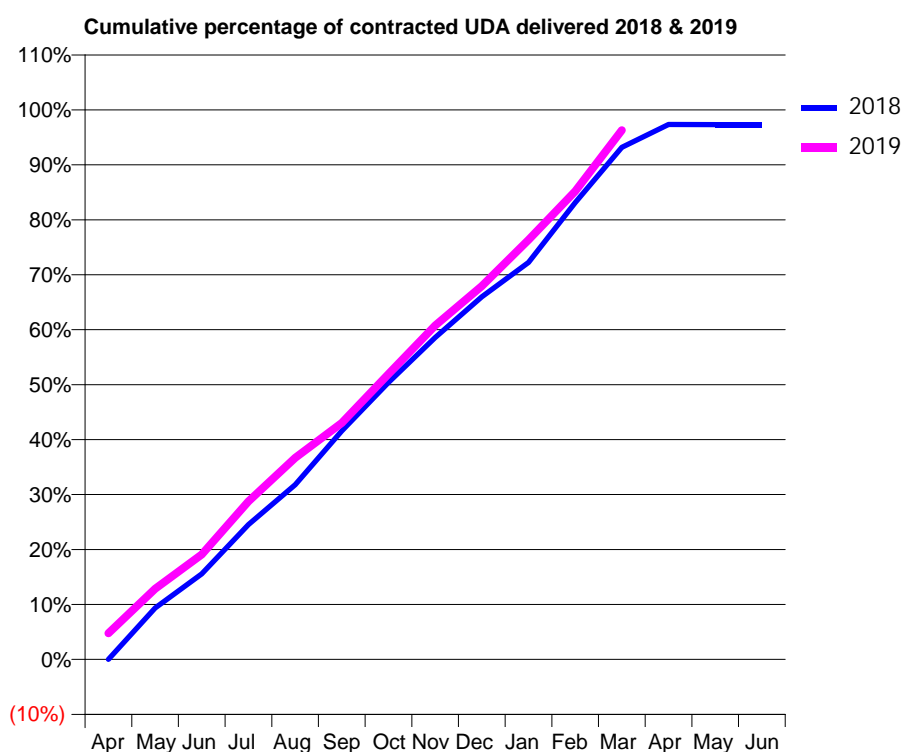
18/19 Contracted general activity (UDA)	19,786
Carry forward general activity (UDA)	0
18/19 Contracted orthodontic activity (UOA)	0
Carry forward orthodontic activity (UOA)	0
Baseline contract value	£546,539.78

ACCESS*

Patients seen in 24 months	Total	Change since previous quarter
Quarter ending March 2018	4,798	
Quarter ending June 2018	4,932	↑
Quarter ending September 2018	5,284	↑
Quarter ending December 2018	5,532	↑
Quarter ending March 2019	6,037	↑
Variance since March 2018	25.8%	↑



ACTIVITY



Month	Adjusted Scheduled Activity (UDA)	
	2018	2019
April	0	945
May	1,339	2,544
June	2,224	3,776
July	3,507	5,691
August	4,538	7,256
September	5,939	8,516
October	7,198	10,278
November	8,366	12,027
December	9,423	13,441
January	10,319	15,110
February	11,875	16,853
March	13,310	19,054
April	13,906	
May	13,905	
June	13,905	

QUALITY

	Quantity	Base Number	Contract	AT	Region	England
% of FP17s for the same patient ID Re-attending within 3 months - Children	89	1,609	5.5%	11.4%	11.3%	11.8%
% of FP17s for the same patient ID Re-attending within 3 months - Adults	1,101	7,678	14.3%	16.2%	15.4%	15.7%
% of FP17s for the same patient ID Re-attending between 3 & 9 months - Children	855	1,609	53.1%	55.6%	61.3%	58.9%
% of FP17s for the same patient ID Re-attending between 3 & 9 months - Adults	4,078	7,678	53.1%	48.5%	52.1%	50.8%
% of FP17s for Band 1 Urgent Courses	638	9,024	7.1%	10.1%	9.5%	9.1%
% of FP17s Relating to Free Repair or Replacements	86	9,024	1.0%	0.5%	0.6%	0.8%
% of FP17s Relating to Continuations	140	9,024	1.6%	0.7%	0.8%	0.9%
% of Patients satisfied with the dentistry they have received	11	11	100.0%	90.9%	92.4%	92.5%
% of Patients satisfied with the time they had to wait for an appointment	10	11	90.9%	86.2%	86.3%	87.0%

* This is based on patients treated on this contract for their most recent course of treatment.

Figures in italics indicate the base number of FP17s or Patient Questionnaire responses are less than 100. N/A is shown where the base number of responses is less than 10 during the period. % is calculated as Quantity/Base number*100

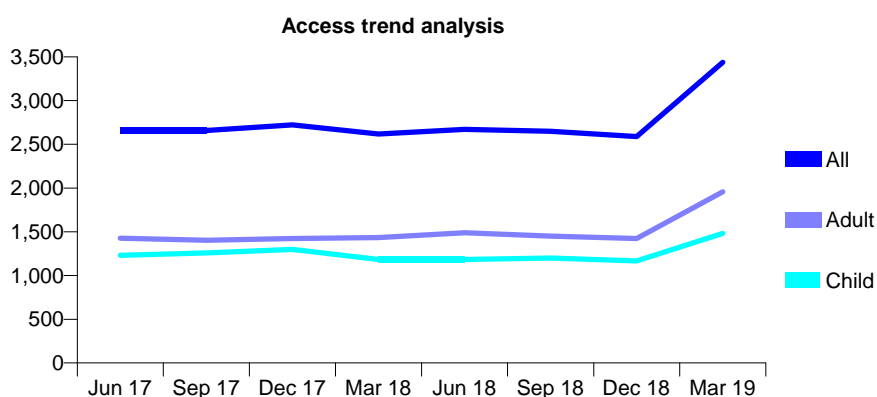
Q67 - Vital Signs At a Glance Contract Report for 157112/0001 - March 2019

Name or company name	Snodland Dental Care
Contract type name	GDS Contract
Purpose of contract	General
Contract start date	12/03/2014
Contract end date	

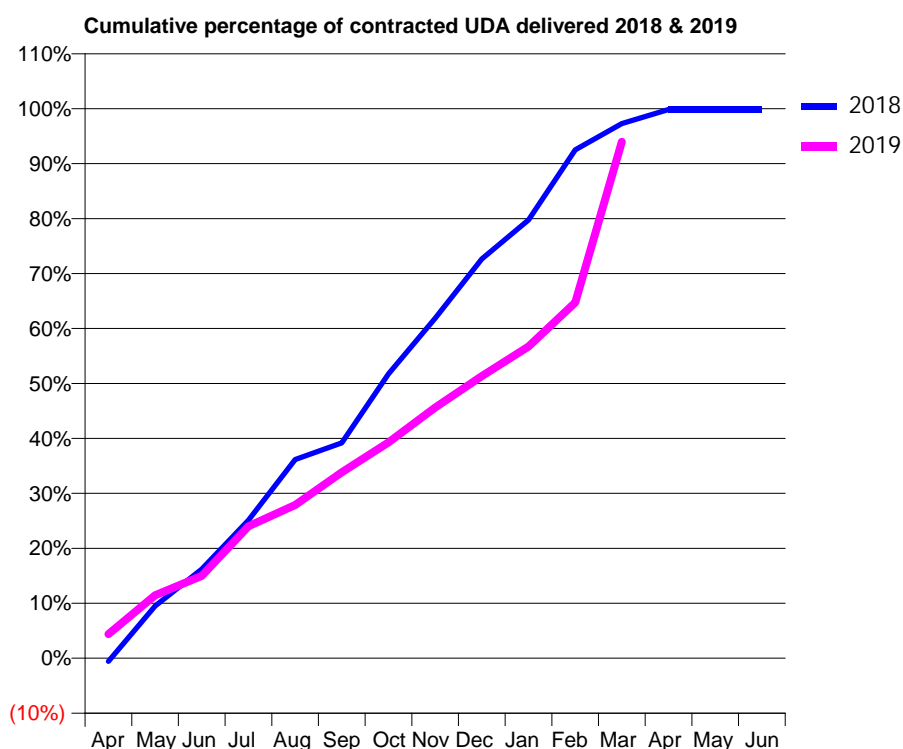
18/19 Contracted general activity (UDA)	8,195
Carry forward general activity (UDA)	9
18/19 Contracted orthodontic activity (UOA)	0
Carry forward orthodontic activity (UOA)	0
Baseline contract value	£234,081.21

ACCESS*

Patients seen in 24 months	Total	Change since previous quarter
Quarter ending March 2018	2,617	
Quarter ending June 2018	2,671	↑
Quarter ending September 2018	2,650	→
Quarter ending December 2018	2,589	↓
Quarter ending March 2019	3,438	↑
Variance since March 2018	31.4%	↑



ACTIVITY



Adjusted Scheduled Activity (UDA)		
Month	2018	2019
April	-36	358
May	576	939
June	979	1,229
July	1,519	1,967
August	2,186	2,286
September	2,368	2,772
October	3,128	3,219
November	3,739	3,737
December	4,390	4,207
January	4,820	4,649
February	5,592	5,304
March	5,879	7,701
April	6,035	
May	6,035	
June	6,035	

QUALITY

	Quantity	Base Number	Contract	AT	Region	England
% of FP17s for the same patient ID Re-attending within 3 months - Children	31	1,352	2.3%	11.4%	11.3%	11.8%
% of FP17s for the same patient ID Re-attending within 3 months - Adults	137	1,989	6.9%	16.2%	15.4%	15.7%
% of FP17s for the same patient ID Re-attending between 3 & 9 months - Children	325	1,352	24.0%	55.6%	61.3%	58.9%
% of FP17s for the same patient ID Re-attending between 3 & 9 months - Adults	421	1,989	21.2%	48.5%	52.1%	50.8%
% of FP17s for Band 1 Urgent Courses	276	3,319	8.3%	10.1%	9.5%	9.1%
% of FP17s Relating to Free Repair or Replacements	3	3,319	0.1%	0.5%	0.6%	0.8%
% of FP17s Relating to Continuations	16	3,319	0.5%	0.7%	0.8%	0.9%
% of Patients satisfied with the dentistry they have received	2	2	N/A	90.9%	92.4%	92.5%
% of Patients satisfied with the time they had to wait for an appointment	2	2	N/A	86.2%	86.3%	87.0%

* This is based on patients treated on this contract for their most recent course of treatment.

Figures in italics indicate the base number of FP17s or Patient Questionnaire responses are less than 100. N/A is shown where the base number of responses is less than 10 during the period. % is calculated as Quantity/Base number*100

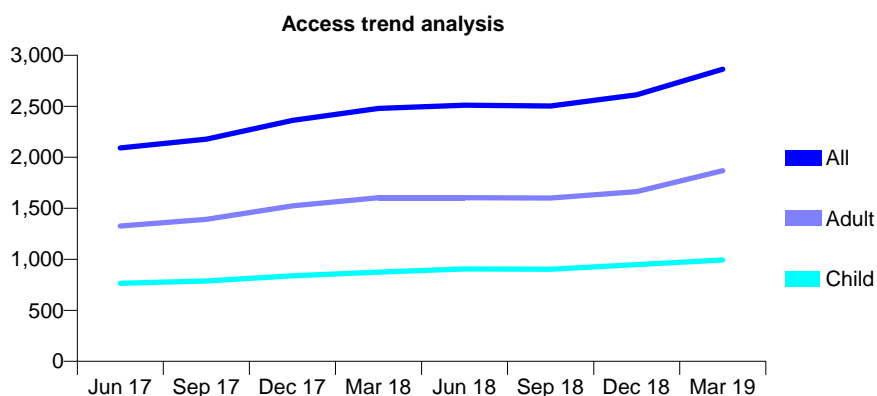
Q67 - Vital Signs At a Glance Contract Report for 157295/0001 - March 2019

Name or company name	Dental Beauty Partnership
Contract type name	GDS Contract
Purpose of contract	General
Contract start date	05/11/2015
Contract end date	

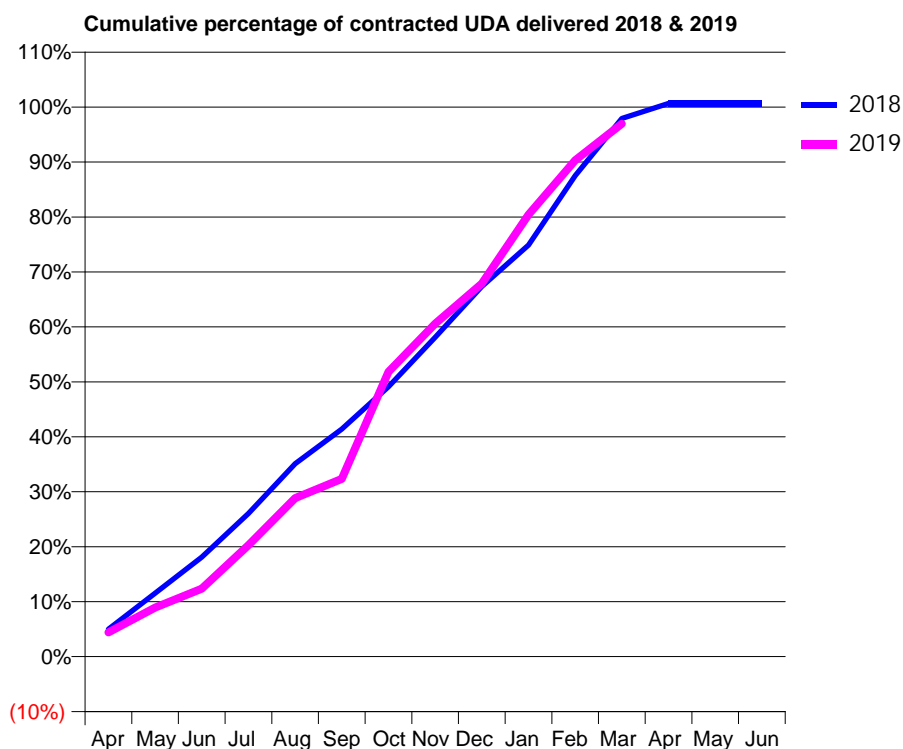
18/19 Contracted general activity (UDA)	8,704
Carry forward general activity (UDA)	0
18/19 Contracted orthodontic activity (UOA)	0
Carry forward orthodontic activity (UOA)	0
Baseline contract value	£279,739.05

ACCESS*

Patients seen in 24 months	Total	Change since previous quarter
Quarter ending March 2018	2,479	
Quarter ending June 2018	2,510	→
Quarter ending September 2018	2,503	→
Quarter ending December 2018	2,612	↑
Quarter ending March 2019	2,863	↑
Variance since March 2018	15.5%	↑



ACTIVITY



Month	Adjusted Scheduled Activity (UDA)	
	2018	2019
April	436	385
May	1,004	777
June	1,578	1,076
July	2,268	1,767
August	3,055	2,511
September	3,601	2,814
October	4,277	4,510
November	5,058	5,273
December	5,862	5,907
January	6,520	7,000
February	7,617	7,860
March	8,524	8,440
April	8,762	
May	8,761	
June	8,761	

QUALITY

	Quantity	Base Number	Contract	AT	Region	England
% of FP17s for the same patient ID Re-attending within 3 months - Children	110	1,347	8.2%	11.4%	11.3%	11.8%
% of FP17s for the same patient ID Re-attending within 3 months - Adults	344	2,109	16.3%	16.2%	15.4%	15.7%
% of FP17s for the same patient ID Re-attending between 3 & 9 months - Children	579	1,347	43.0%	55.6%	61.3%	58.9%
% of FP17s for the same patient ID Re-attending between 3 & 9 months - Adults	584	2,109	27.7%	48.5%	52.1%	50.8%
% of FP17s for Band 1 Urgent Courses	189	2,350	8.0%	10.1%	9.5%	9.1%
% of FP17s Relating to Free Repair or Replacements	19	2,350	0.8%	0.5%	0.6%	0.8%
% of FP17s Relating to Continuations	7	2,350	0.3%	0.7%	0.8%	0.9%
% of Patients satisfied with the dentistry they have received	1	1	N/A	90.9%	92.4%	92.5%
% of Patients satisfied with the time they had to wait for an appointment	1	1	N/A	86.2%	86.3%	87.0%

* This is based on patients treated on this contract for their most recent course of treatment. Figures in italics indicate the base number of FP17s or Patient Questionnaire responses are less than 100. N/A is shown where the base number of responses is less than 10 during the period. % is calculated as Quantity/Base number*100

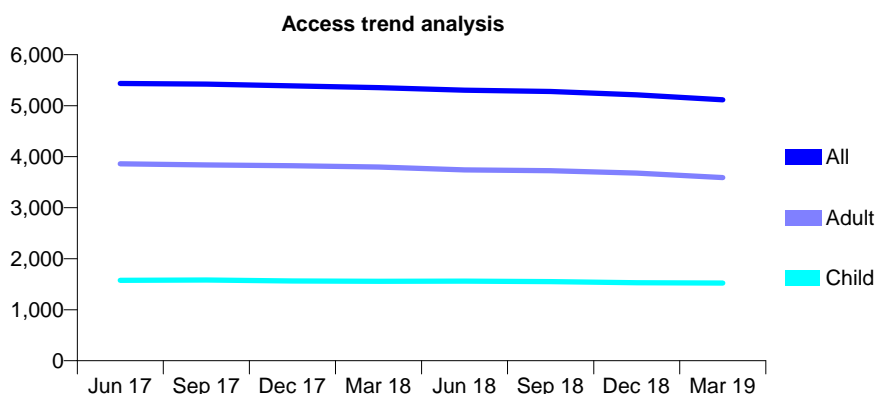
Q67 - Vital Signs At a Glance Contract Report for 159867/0001 - March 2019

Name or company name	Mr Ransley Morenas
Contract type name	GDS Contract
Purpose of contract	General
Contract start date	01/07/2012
Contract end date	

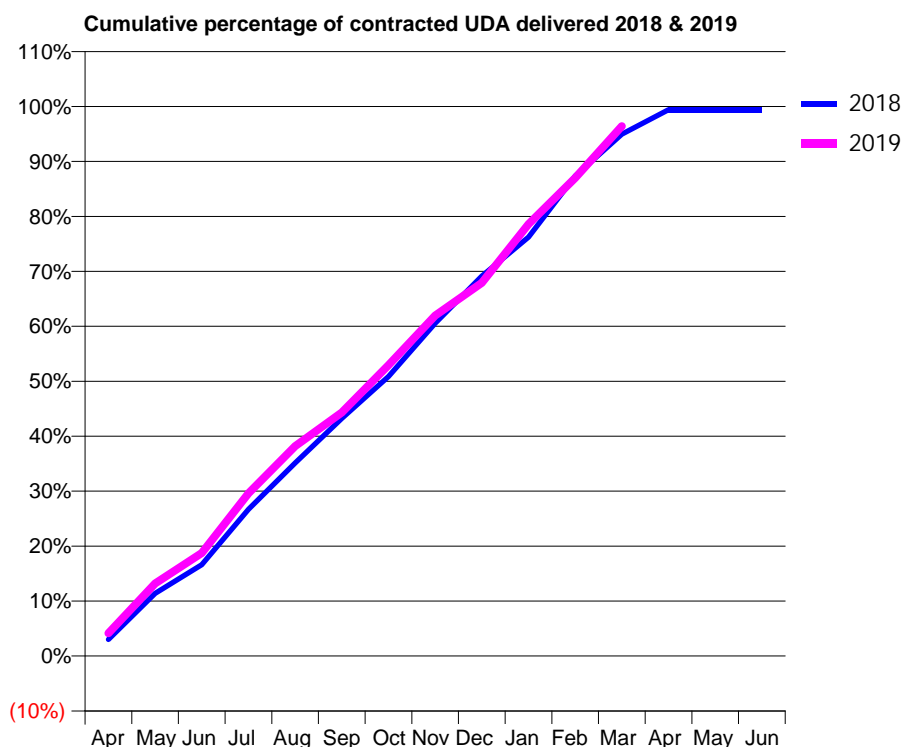
18/19 Contracted general activity (UDA)	14,090
Carry forward general activity (UDA)	81
18/19 Contracted orthodontic activity (UOA)	0
Carry forward orthodontic activity (UOA)	0
Baseline contract value	£388,360.19

ACCESS*

Patients seen in 24 months	Total	Change since previous quarter
Quarter ending March 2018	5,354	
Quarter ending June 2018	5,303	→
Quarter ending September 2018	5,279	→
Quarter ending December 2018	5,213	↓
Quarter ending March 2019	5,116	↓
Variance since March 2018	(4.4%)	↓



ACTIVITY



Month	Adjusted Scheduled Activity (UDA)	
	2018	2019
April	427	586
May	1,607	1,860
June	2,341	2,641
July	3,760	4,174
August	4,952	5,379
September	6,092	6,247
October	7,165	7,458
November	8,532	8,731
December	9,741	9,565
January	10,742	11,074
February	12,306	12,258
March	13,378	13,581
April	14,007	
May	14,008	
June	14,008	

QUALITY

	Quantity	Base Number	Contract	AT	Region	England
% of FP17s for the same patient ID Re-attending within 3 months - Children	175	2,417	7.2%	11.4%	11.3%	11.8%
% of FP17s for the same patient ID Re-attending within 3 months - Adults	1,006	5,353	18.8%	16.2%	15.4%	15.7%
% of FP17s for the same patient ID Re-attending between 3 & 9 months - Children	1,593	2,417	65.9%	55.6%	61.3%	58.9%
% of FP17s for the same patient ID Re-attending between 3 & 9 months - Adults	2,790	5,353	52.1%	48.5%	52.1%	50.8%
% of FP17s for Band 1 Urgent Courses	717	7,442	9.6%	10.1%	9.5%	9.1%
% of FP17s Relating to Free Repair or Replacements	78	7,442	1.0%	0.5%	0.6%	0.8%
% of FP17s Relating to Continuations	241	7,442	3.2%	0.7%	0.8%	0.9%
% of Patients satisfied with the dentistry they have received	0	0	N/A	90.9%	92.4%	92.5%
% of Patients satisfied with the time they had to wait for an appointment	0	0	N/A	86.2%	86.3%	87.0%

* This is based on patients treated on this contract for their most recent course of treatment. Figures in italics indicate the base number of FP17s or Patient Questionnaire responses are less than 100. N/A is shown where the base number of responses is less than 10 during the period. % is calculated as Quantity/Base number*100

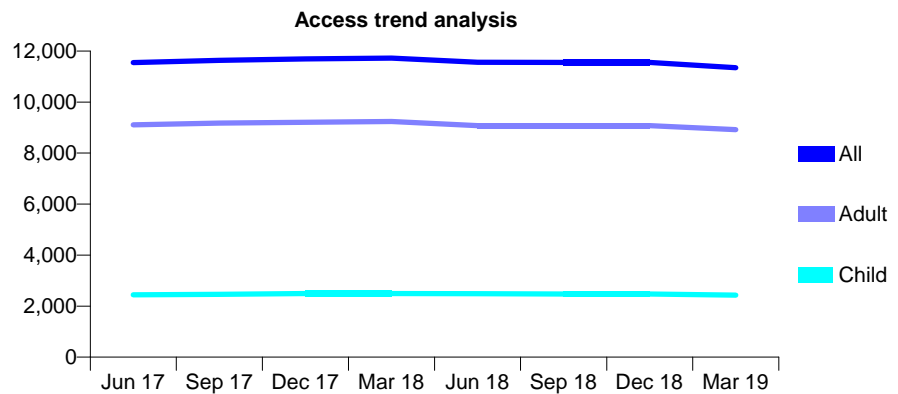
Q67 - Vital Signs At a Glance Contract Report for 164763/0001 - March 2019

Name or company name	Mazdak Eyrumlu and Azad Eyrumlu
Contract type name	GDS Contract
Purpose of contract	General
Contract start date	01/04/2013
Contract end date	

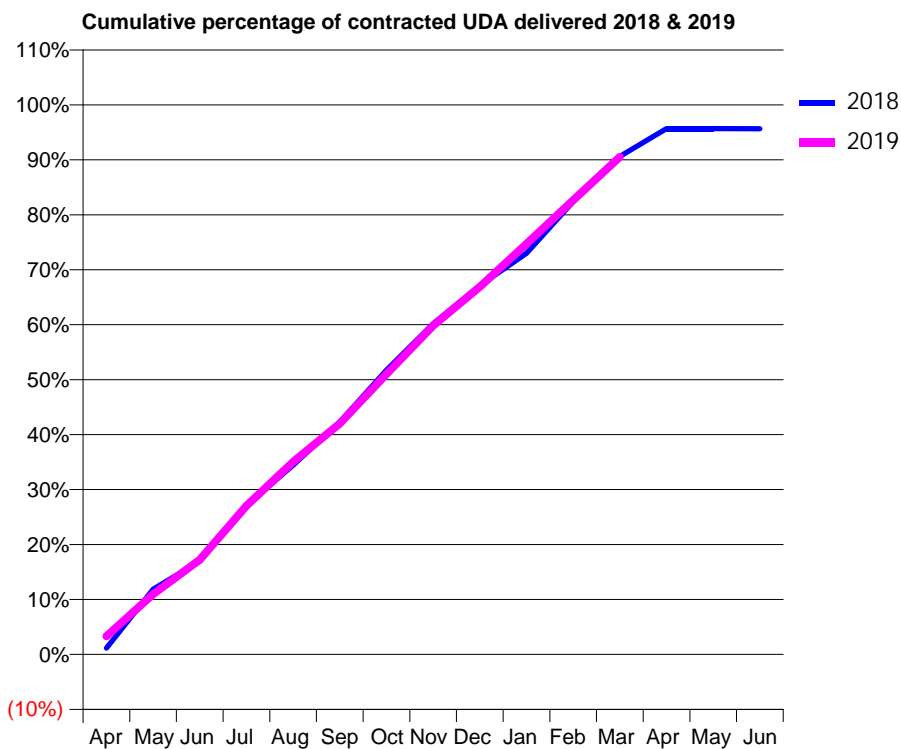
18/19 Contracted general activity (UDA)	34,341
Carry forward general activity (UDA)	0
18/19 Contracted orthodontic activity (UOA)	0
Carry forward orthodontic activity (UOA)	0
Baseline contract value	£821,668.49

ACCESS*

Patients seen in 24 months	Total	Change since previous quarter
Quarter ending March 2018	11,723	
Quarter ending June 2018	11,557	↓
Quarter ending September 2018	11,555	→
Quarter ending December 2018	11,555	→
Quarter ending March 2019	11,348	↓
Variance since March 2018	(3.2%)	↓



ACTIVITY



Month	Adjusted Scheduled Activity (UDA)	
	2018	2019
April	400	1,138
May	4,082	3,765
June	5,830	5,923
July	9,311	9,290
August	11,830	12,036
September	14,532	14,433
October	17,768	17,523
November	20,665	20,543
December	23,050	22,974
January	25,070	25,659
February	28,299	28,391
March	31,123	31,088
April	32,857	
May	32,857	
June	32,845	

QUALITY

	Quantity	Base Number	Contract	AT	Region	England
% of FP17s for the same patient ID Re-attending within 3 months - Children	229	3,658	6.3%	11.4%	11.3%	11.8%
% of FP17s for the same patient ID Re-attending within 3 months - Adults	1,828	13,315	13.7%	16.2%	15.4%	15.7%
% of FP17s for the same patient ID Re-attending between 3 & 9 months - Children	2,393	3,658	65.4%	55.6%	61.3%	58.9%
% of FP17s for the same patient ID Re-attending between 3 & 9 months - Adults	8,180	13,315	61.4%	48.5%	52.1%	50.8%
% of FP17s for Band 1 Urgent Courses	1,624	16,277	10.0%	10.1%	9.5%	9.1%
% of FP17s Relating to Free Repair or Replacements	57	16,277	0.4%	0.5%	0.6%	0.8%
% of FP17s Relating to Continuations	173	16,277	1.1%	0.7%	0.8%	0.9%
% of Patients satisfied with the dentistry they have received	6	7	N/A	90.9%	92.4%	92.5%
% of Patients satisfied with the time they had to wait for an appointment	5	7	N/A	86.2%	86.3%	87.0%

* This is based on patients treated on this contract for their most recent course of treatment. Figures in italics indicate the base number of FP17s or Patient Questionnaire responses are less than 100. N/A is shown where the base number of responses is less than 10 during the period. % is calculated as Quantity/Base number*100

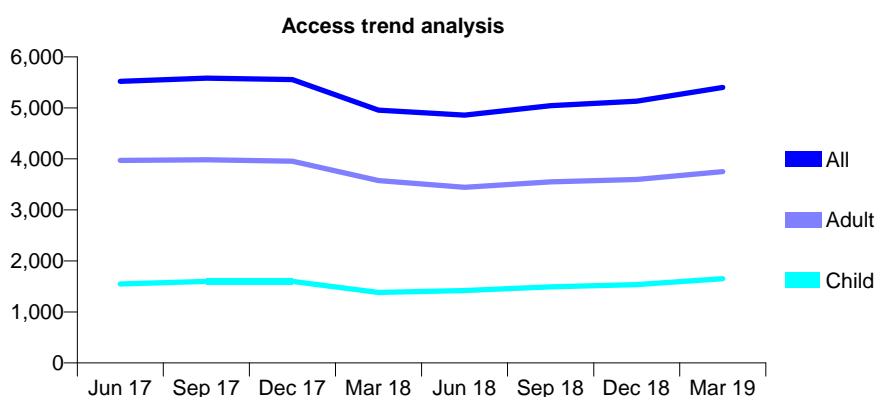
Q67 - Vital Signs At a Glance Contract Report for 164763/0002 - March 2019

Name or company name	Mazdak Eyrumlu and Azad Eyrumlu
Contract type name	GDS Contract
Purpose of contract	General
Contract start date	05/05/2014
Contract end date	

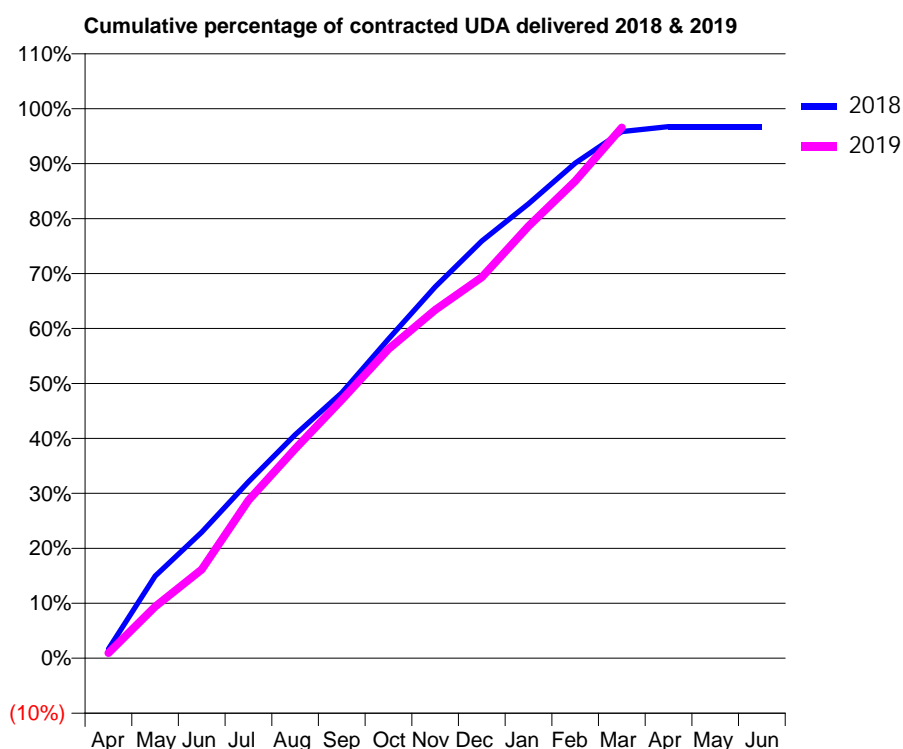
18/19 Contracted general activity (UDA)	19,780
Carry forward general activity (UDA)	651
18/19 Contracted orthodontic activity (UOA)	0
Carry forward orthodontic activity (UOA)	0
Baseline contract value	£497,359.77

ACCESS*

Patients seen in 24 months	Total	Change since previous quarter
Quarter ending March 2018	4,955	
Quarter ending June 2018	4,860	↓
Quarter ending September 2018	5,041	↑
Quarter ending December 2018	5,132	→
Quarter ending March 2019	5,401	↑
Variance since March 2018	9.0%	↑



ACTIVITY



Month	Adjusted Scheduled Activity (UDA)	
	2018	2019
April	332	189
May	2,959	1,860
June	4,536	3,193
July	6,355	5,688
August	8,048	7,540
September	9,554	9,301
October	11,491	11,124
November	13,367	12,539
December	15,011	13,713
January	16,357	15,547
February	17,818	17,175
March	18,953	19,099
April	19,129	
May	19,129	
June	19,129	

QUALITY

	Quantity	Base Number	Contract	AT	Region	England
% of FP17s for the same patient ID Re-attending within 3 months - Children	100	1,950	5.1%	11.4%	11.3%	11.8%
% of FP17s for the same patient ID Re-attending within 3 months - Adults	372	3,635	10.2%	16.2%	15.4%	15.7%
% of FP17s for the same patient ID Re-attending between 3 & 9 months - Children	709	1,950	36.4%	55.6%	61.3%	58.9%
% of FP17s for the same patient ID Re-attending between 3 & 9 months - Adults	1,083	3,635	29.8%	48.5%	52.1%	50.8%
% of FP17s for Band 1 Urgent Courses	253	5,544	4.6%	10.1%	9.5%	9.1%
% of FP17s Relating to Free Repair or Replacements	2	5,544	0.0%	0.5%	0.6%	0.8%
% of FP17s Relating to Continuations	102	5,544	1.8%	0.7%	0.8%	0.9%
% of Patients satisfied with the dentistry they have received	1	3	N/A	90.9%	92.4%	92.5%
% of Patients satisfied with the time they had to wait for an appointment	1	3	N/A	86.2%	86.3%	87.0%

* This is based on patients treated on this contract for their most recent course of treatment.

Figures in italics indicate the base number of FP17s or Patient Questionnaire responses are less than 100. N/A is shown where the base number of responses is less than 10 during the period. % is calculated as Quantity/Base number*100

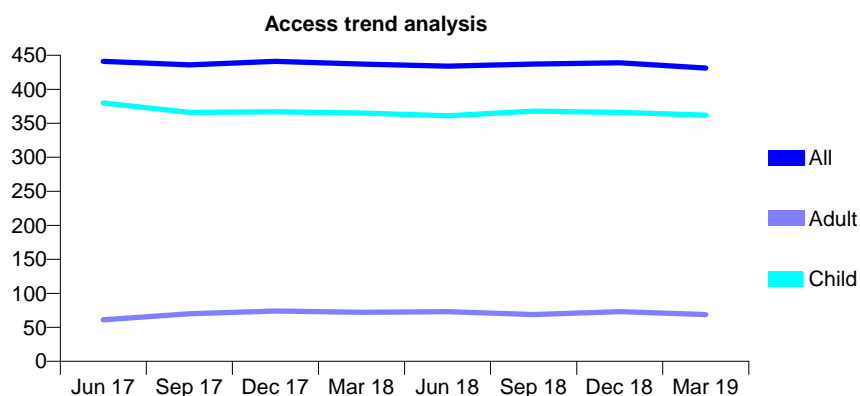
Q67 - Vital Signs At a Glance Contract Report for 165018/0001 - March 2019

Name or company name	Hillton Dentistry
Contract type name	GDS Contract
Purpose of contract	General
Contract start date	09/04/2014
Contract end date	

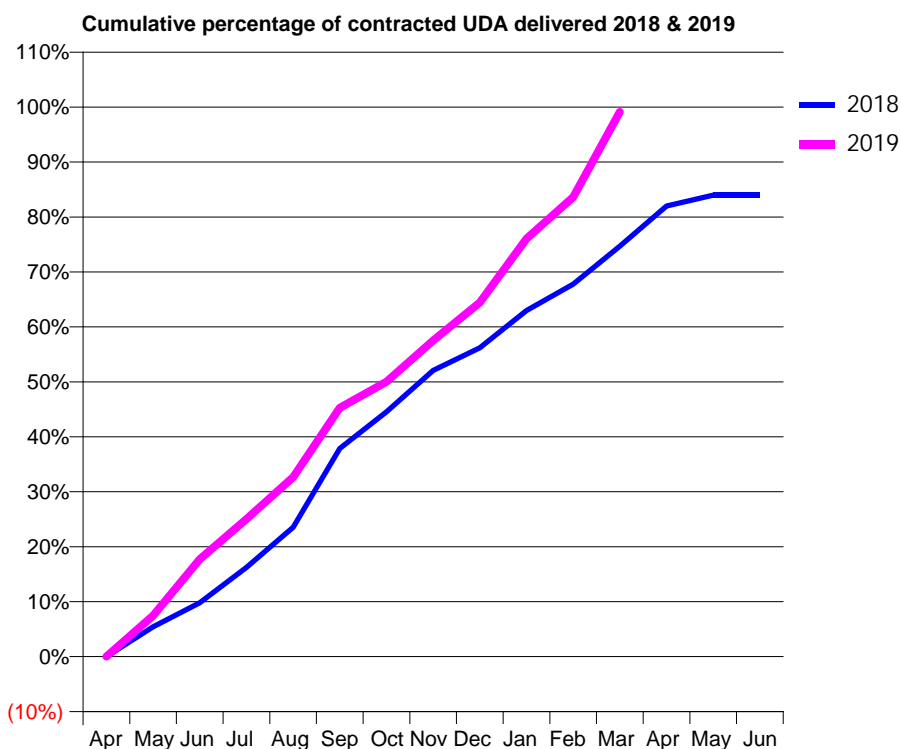
18/19 Contracted general activity (UDA)	840
Carry forward general activity (UDA)	0
18/19 Contracted orthodontic activity (UOA)	0
Carry forward orthodontic activity (UOA)	0
Baseline contract value	£19,200.03

ACCESS*

Patients seen in 24 months	Total	Change since previous quarter
Quarter ending March 2018	437	
Quarter ending June 2018	434	→
Quarter ending September 2018	437	→
Quarter ending December 2018	439	→
Quarter ending March 2019	431	↓
Variance since March 2018	(1.4%)	↓



ACTIVITY



Month	Adjusted Scheduled Activity (UDA)	
	2018	2019
April	0	0
May	54	63
June	98	149
July	162	210
August	236	274
September	379	380
October	445	420
November	521	483
December	562	541
January	630	639
February	678	703
March	747	833
April	820	
May	840	
June	840	

QUALITY

	Quantity	Base Number	Contract	AT	Region	England
% of FP17s for the same patient ID Re-attending within 3 months - Children	40	672	6.0%	11.4%	11.3%	11.8%
% of FP17s for the same patient ID Re-attending within 3 months - Adults	1	25	4.0%	16.2%	15.4%	15.7%
% of FP17s for the same patient ID Re-attending between 3 & 9 months - Children	495	672	73.7%	55.6%	61.3%	58.9%
% of FP17s for the same patient ID Re-attending between 3 & 9 months - Adults	18	25	72.0%	48.5%	52.1%	50.8%
% of FP17s for Band 1 Urgent Courses	13	633	2.1%	10.1%	9.5%	9.1%
% of FP17s Relating to Free Repair or Replacements	1	633	0.2%	0.5%	0.6%	0.8%
% of FP17s Relating to Continuations	12	633	1.9%	0.7%	0.8%	0.9%
% of Patients satisfied with the dentistry they have received	0	0	N/A	90.9%	92.4%	92.5%
% of Patients satisfied with the time they had to wait for an appointment	0	0	N/A	86.2%	86.3%	87.0%

* This is based on patients treated on this contract for their most recent course of treatment. Figures in italics indicate the base number of FP17s or Patient Questionnaire responses are less than 100. N/A is shown where the base number of responses is less than 10 during the period. % is calculated as Quantity/Base number*100

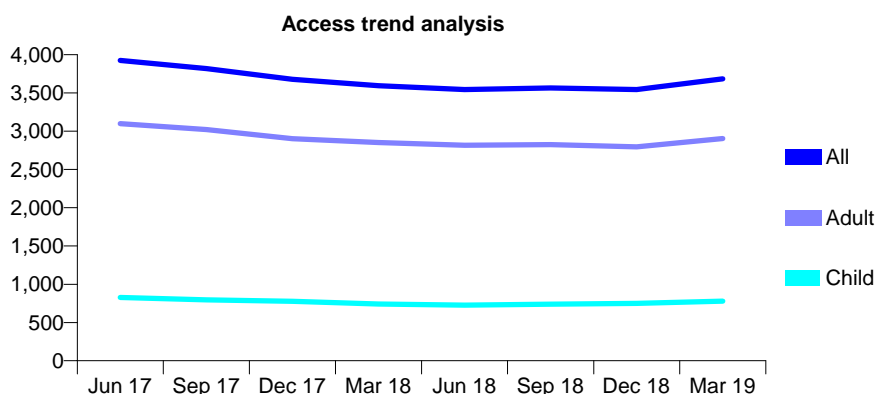
Q67 - Vital Signs At a Glance Contract Report for 165018/0002 - March 2019

Name or company name	Hilton Dentistry
Contract type name	GDS Contract
Purpose of contract	General
Contract start date	09/04/2014
Contract end date	

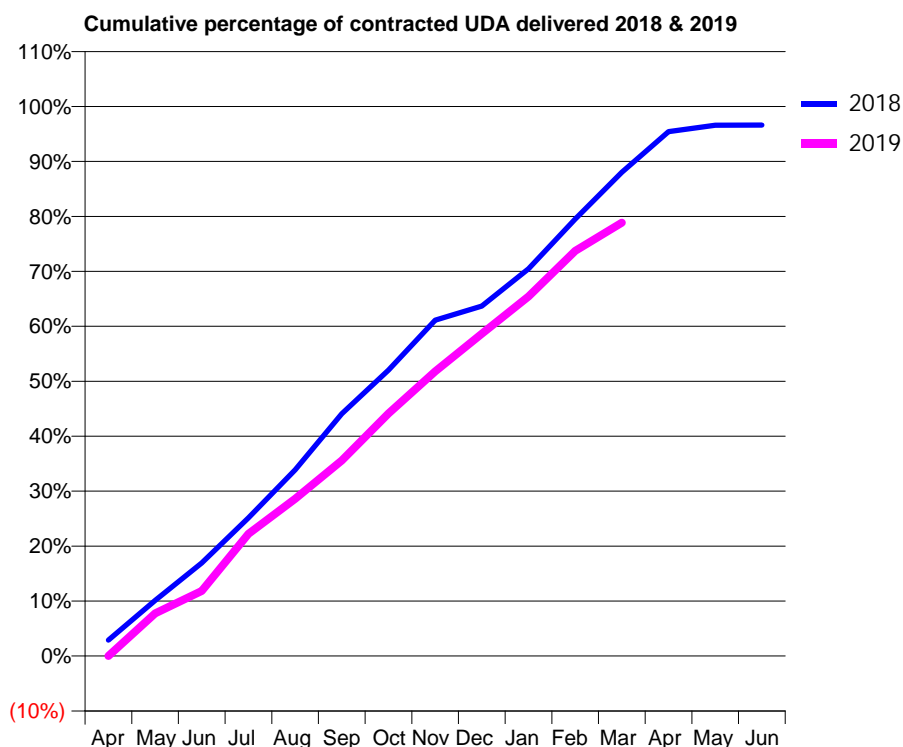
18/19 Contracted general activity (UDA)	12,750
Carry forward general activity (UDA)	0
18/19 Contracted orthodontic activity (UOA)	0
Carry forward orthodontic activity (UOA)	0
Baseline contract value	£302,132.71

ACCESS*

Patients seen in 24 months	Total	Change since previous quarter
Quarter ending March 2018	3,594	
Quarter ending June 2018	3,544	↓
Quarter ending September 2018	3,565	→
Quarter ending December 2018	3,544	→
Quarter ending March 2019	3,684	↑
Variance since March 2018	2.5%	↑



ACTIVITY



Month	Adjusted Scheduled Activity (UDA)	
	2018	2019
April	313	1
May	1,088	990
June	1,818	1,507
July	2,704	2,837
August	3,644	3,648
September	4,738	4,533
October	5,594	5,627
November	6,570	6,605
December	6,848	7,478
January	7,575	8,341
February	8,548	9,400
March	9,463	10,053
April	10,258	
May	10,383	
June	10,388	

QUALITY

	Quantity	Base Number	Contract	AT	Region	England
% of FP17s for the same patient ID Re-attending within 3 months - Children	68	1,185	5.7%	11.4%	11.3%	11.8%
% of FP17s for the same patient ID Re-attending within 3 months - Adults	560	4,309	13.0%	16.2%	15.4%	15.7%
% of FP17s for the same patient ID Re-attending between 3 & 9 months - Children	681	1,185	57.5%	55.6%	61.3%	58.9%
% of FP17s for the same patient ID Re-attending between 3 & 9 months - Adults	2,579	4,309	59.9%	48.5%	52.1%	50.8%
% of FP17s for Band 1 Urgent Courses	346	5,228	6.6%	10.1%	9.5%	9.1%
% of FP17s Relating to Free Repair or Replacements	41	5,228	0.8%	0.5%	0.6%	0.8%
% of FP17s Relating to Continuations	88	5,228	1.7%	0.7%	0.8%	0.9%
% of Patients satisfied with the dentistry they have received	4	4	N/A	90.9%	92.4%	92.5%
% of Patients satisfied with the time they had to wait for an appointment	4	4	N/A	86.2%	86.3%	87.0%

* This is based on patients treated on this contract for their most recent course of treatment. Figures in italics indicate the base number of FP17s or Patient Questionnaire responses are less than 100. N/A is shown where the base number of responses is less than 10 during the period. % is calculated as Quantity/Base number*100

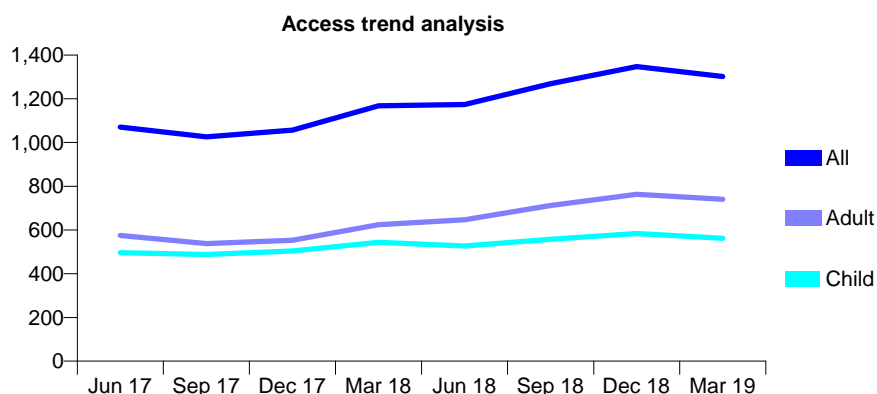
Q67 - Vital Signs At a Glance Contract Report for 165018/0003 - March 2019

Name or company name	Hillton Dentistry
Contract type name	GDS Contract
Purpose of contract	General
Contract start date	09/04/2014
Contract end date	

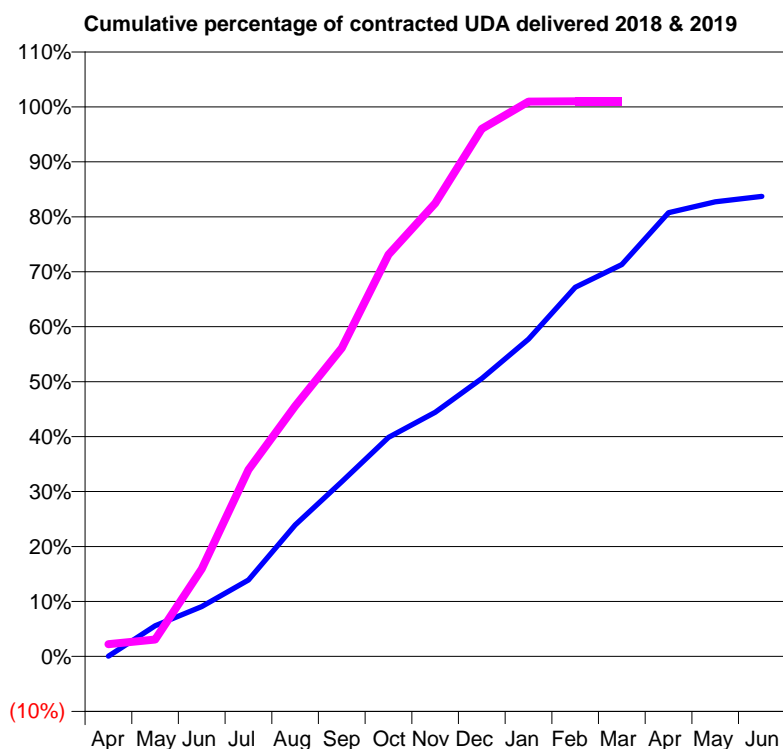
18/19 Contracted general activity (UDA)	2,427
Carry forward general activity (UDA)	0
18/19 Contracted orthodontic activity (UOA)	0
Carry forward orthodontic activity (UOA)	0
Baseline contract value	£59,343.34

ACCESS*

Patients seen in 24 months	Total	Change since previous quarter
Quarter ending March 2018	1,168	
Quarter ending June 2018	1,174	→
Quarter ending September 2018	1,269	↑
Quarter ending December 2018	1,347	↑
Quarter ending March 2019	1,302	↓
Variance since March 2018	11.5%	↑



ACTIVITY



Month	Adjusted Scheduled Activity (UDA)	
	2018	2019
April	1	54
May	162	74
June	263	387
July	403	824
August	694	1,106
September	922	1,362
October	1,156	1,774
November	1,288	2,001
December	1,466	2,330
January	1,674	2,451
February	1,948	2,452
March	2,067	2,452
April	2,341	
May	2,398	
June	2,427	

QUALITY

	Quantity	Base Number	Contract	AT	Region	England
% of FP17s for the same patient ID Re-attending within 3 months - Children	27	670	4.0%	11.4%	11.3%	11.8%
% of FP17s for the same patient ID Re-attending within 3 months - Adults	59	782	7.5%	16.2%	15.4%	15.7%
% of FP17s for the same patient ID Re-attending between 3 & 9 months - Children	306	670	45.7%	55.6%	61.3%	58.9%
% of FP17s for the same patient ID Re-attending between 3 & 9 months - Adults	338	782	43.2%	48.5%	52.1%	50.8%
% of FP17s for Band 1 Urgent Courses	69	1,262	5.5%	10.1%	9.5%	9.1%
% of FP17s Relating to Free Repair or Replacements	8	1,262	0.6%	0.5%	0.6%	0.8%
% of FP17s Relating to Continuations	5	1,262	0.4%	0.7%	0.8%	0.9%
% of Patients satisfied with the dentistry they have received	0	0	N/A	90.9%	92.4%	92.5%
% of Patients satisfied with the time they had to wait for an appointment	0	0	N/A	86.2%	86.3%	87.0%

* This is based on patients treated on this contract for their most recent course of treatment. Figures in italics indicate the base number of FP17s or Patient Questionnaire responses are less than 100. N/A is shown where the base number of responses is less than 10 during the period. % is calculated as Quantity/Base number*100

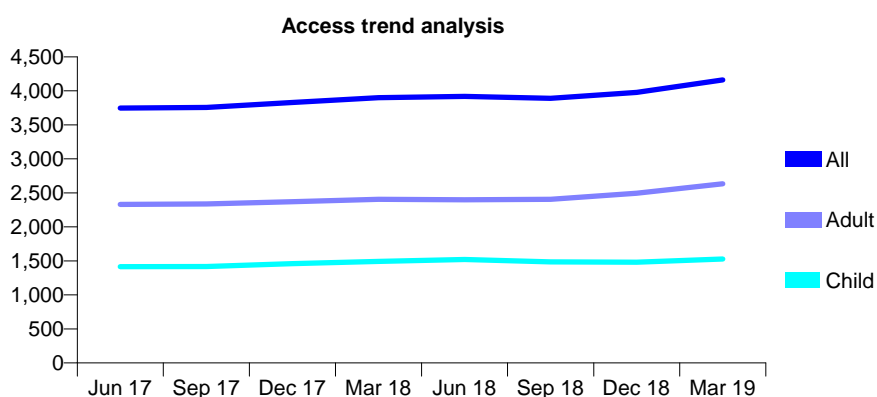
Q67 - Vital Signs At a Glance Contract Report for 165417/0001 - March 2019

Name or company name	Lavender Dental Care Ltd
Contract type name	GDS Contract
Purpose of contract	General
Contract start date	01/04/2011
Contract end date	

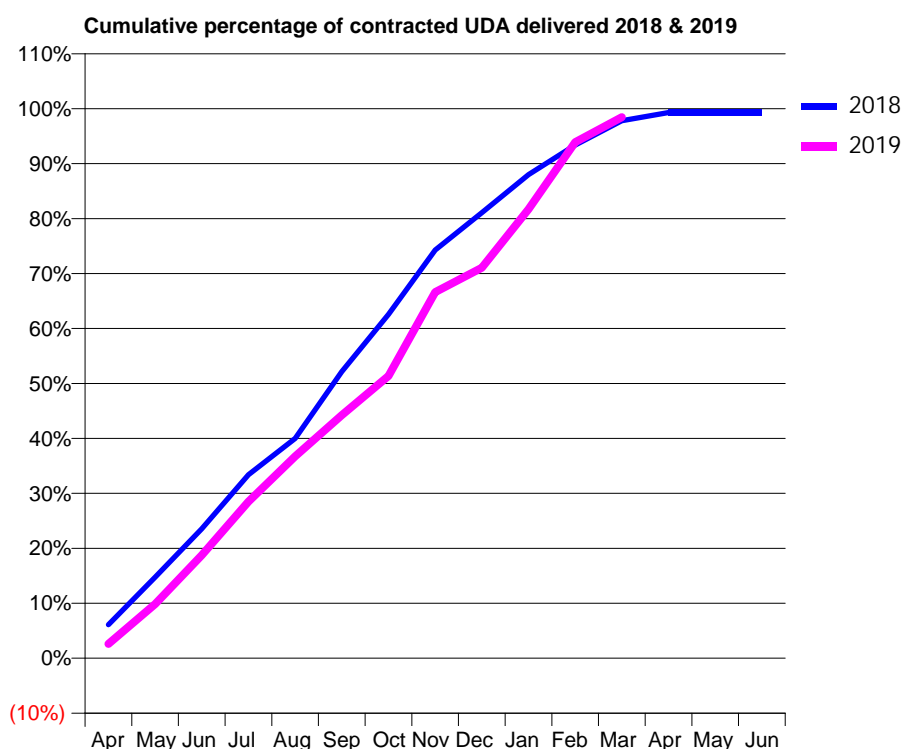
18/19 Contracted general activity (UDA)	9,627
Carry forward general activity (UDA)	68
18/19 Contracted orthodontic activity (UOA)	0
Carry forward orthodontic activity (UOA)	0
Baseline contract value	£249,631.17

ACCESS*

Patients seen in 24 months	Total	Change since previous quarter
Quarter ending March 2018	3,900	
Quarter ending June 2018	3,919	→
Quarter ending September 2018	3,892	→
Quarter ending December 2018	3,977	↑
Quarter ending March 2019	4,162	↑
Variance since March 2018	6.7%	↑



ACTIVITY



Adjusted Scheduled Activity (UDA)		
Month	2018	2019
April	587	251
May	1,421	950
June	2,267	1,804
July	3,216	2,744
August	3,851	3,537
September	5,020	4,257
October	6,025	4,944
November	7,150	6,414
December	7,805	6,838
January	8,472	7,865
February	8,990	9,040
March	9,416	9,478
April	9,558	
May	9,558	
June	9,558	

QUALITY

	Quantity	Base Number	Contract	AT	Region	England
% of FP17s for the same patient ID Re-attending within 3 months - Children	198	2,299	8.6%	11.4%	11.3%	11.8%
% of FP17s for the same patient ID Re-attending within 3 months - Adults	360	3,021	11.9%	16.2%	15.4%	15.7%
% of FP17s for the same patient ID Re-attending between 3 & 9 months - Children	1,521	2,299	66.2%	55.6%	61.3%	58.9%
% of FP17s for the same patient ID Re-attending between 3 & 9 months - Adults	1,220	3,021	40.4%	48.5%	52.1%	50.8%
% of FP17s for Band 1 Urgent Courses	351	4,511	7.8%	10.1%	9.5%	9.1%
% of FP17s Relating to Free Repair or Replacements	32	4,511	0.7%	0.5%	0.6%	0.8%
% of FP17s Relating to Continuations	21	4,511	0.5%	0.7%	0.8%	0.9%
% of Patients satisfied with the dentistry they have received	0	0	N/A	90.9%	92.4%	92.5%
% of Patients satisfied with the time they had to wait for an appointment	0	0	N/A	86.2%	86.3%	87.0%

* This is based on patients treated on this contract for their most recent course of treatment.

Figures in italics indicate the base number of FP17s or Patient Questionnaire responses are less than 100. N/A is shown where the base number of responses is less than 10 during the period. % is calculated as Quantity/Base number*100

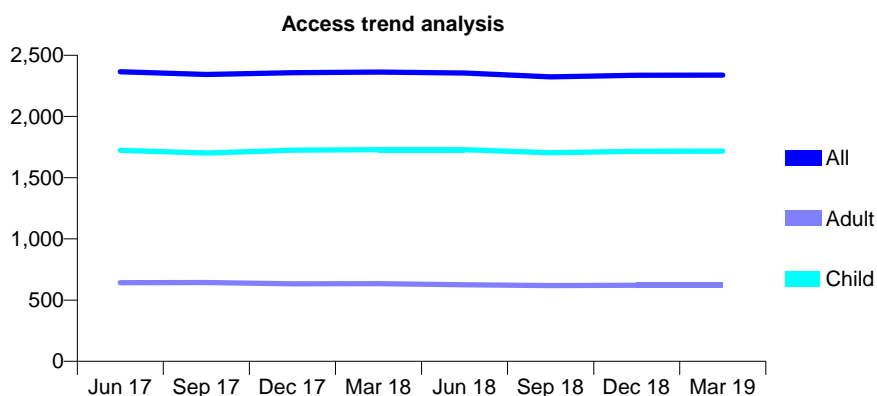
Q67 - Vital Signs At a Glance Contract Report for 166758/0001 - March 2019

Name or company name	The Blockley Partnership
Contract type name	GDS Contract
Purpose of contract	General
Contract start date	01/04/2011
Contract end date	

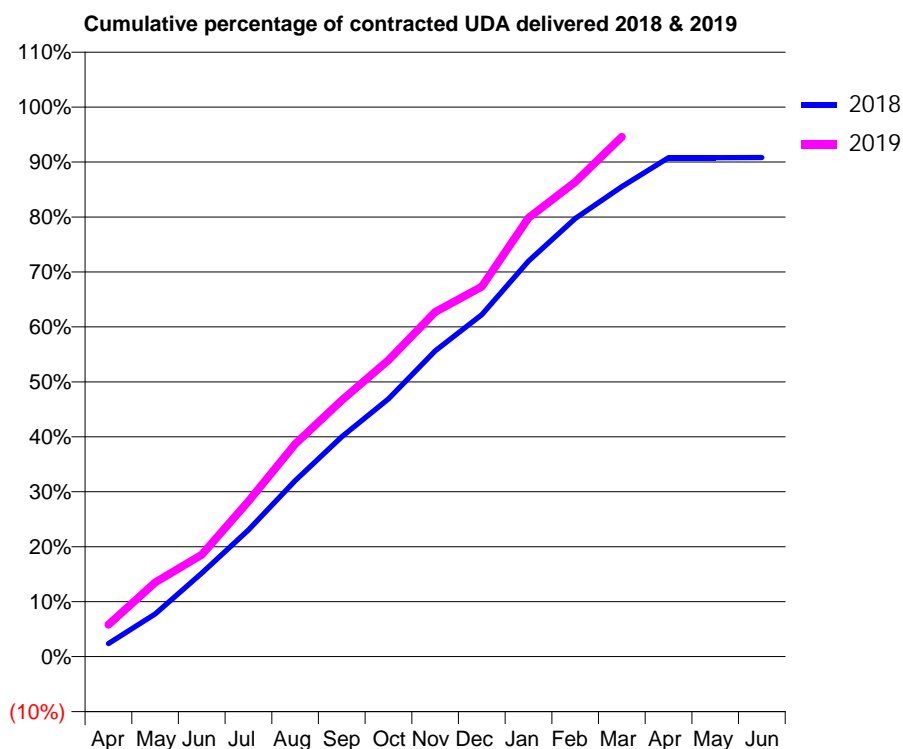
18/19 Contracted general activity (UDA)	4,900
Carry forward general activity (UDA)	0
18/19 Contracted orthodontic activity (UOA)	0
Carry forward orthodontic activity (UOA)	0
Baseline contract value	£123,208.42

ACCESS*

Patients seen in 24 months	Total	Change since previous quarter
Quarter ending March 2018	2,363	
Quarter ending June 2018	2,355	→
Quarter ending September 2018	2,323	↓
Quarter ending December 2018	2,337	→
Quarter ending March 2019	2,338	→
Variance since March 2018	(1.1%)	↓



ACTIVITY



Month	Adjusted Scheduled Activity (UDA)	
	2018	2019
April	125	284
May	406	661
June	793	908
July	1,203	1,385
August	1,669	1,896
September	2,085	2,286
October	2,444	2,644
November	2,900	3,073
December	3,243	3,298
January	3,751	3,911
February	4,156	4,231
March	4,459	4,635
April	4,733	
May	4,733	
June	4,734	

QUALITY

	Quantity	Base Number	Contract	AT	Region	England
% of FP17s for the same patient ID Re-attending within 3 months - Children	188	2,741	6.9%	11.4%	11.3%	11.8%
% of FP17s for the same patient ID Re-attending within 3 months - Adults	44	555	7.9%	16.2%	15.4%	15.7%
% of FP17s for the same patient ID Re-attending between 3 & 9 months - Children	1,815	2,741	66.2%	55.6%	61.3%	58.9%
% of FP17s for the same patient ID Re-attending between 3 & 9 months - Adults	269	555	48.5%	48.5%	52.1%	50.8%
% of FP17s for Band 1 Urgent Courses	104	3,116	3.3%	10.1%	9.5%	9.1%
% of FP17s Relating to Free Repair or Replacements	0	3,116	0.0%	0.5%	0.6%	0.8%
% of FP17s Relating to Continuations	0	3,116	0.0%	0.7%	0.8%	0.9%
% of Patients satisfied with the dentistry they have received	0	0	N/A	90.9%	92.4%	92.5%
% of Patients satisfied with the time they had to wait for an appointment	0	0	N/A	86.2%	86.3%	87.0%

* This is based on patients treated on this contract for their most recent course of treatment. Figures in italics indicate the base number of FP17s or Patient Questionnaire responses are less than 100. N/A is shown where the base number of responses is less than 10 during the period. % is calculated as Quantity/Base number*100

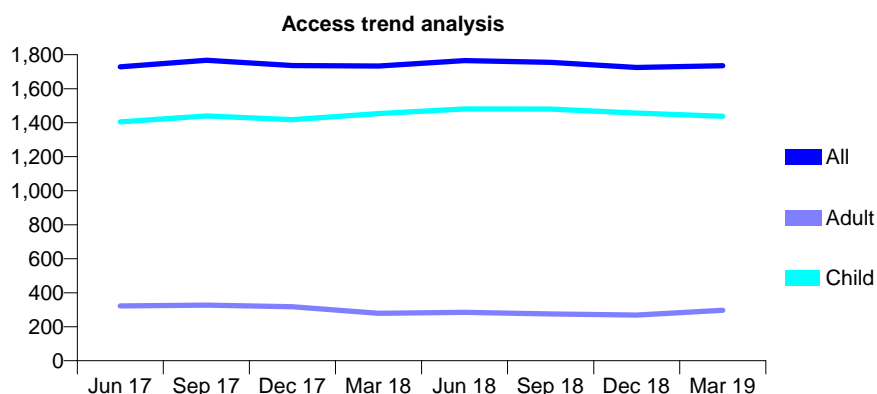
Q67 - Vital Signs At a Glance Contract Report for 171204/0001 - March 2019

Name or company name	Manzoor and Shah
Contract type name	GDS Contract
Purpose of contract	General
Contract start date	01/08/2015
Contract end date	

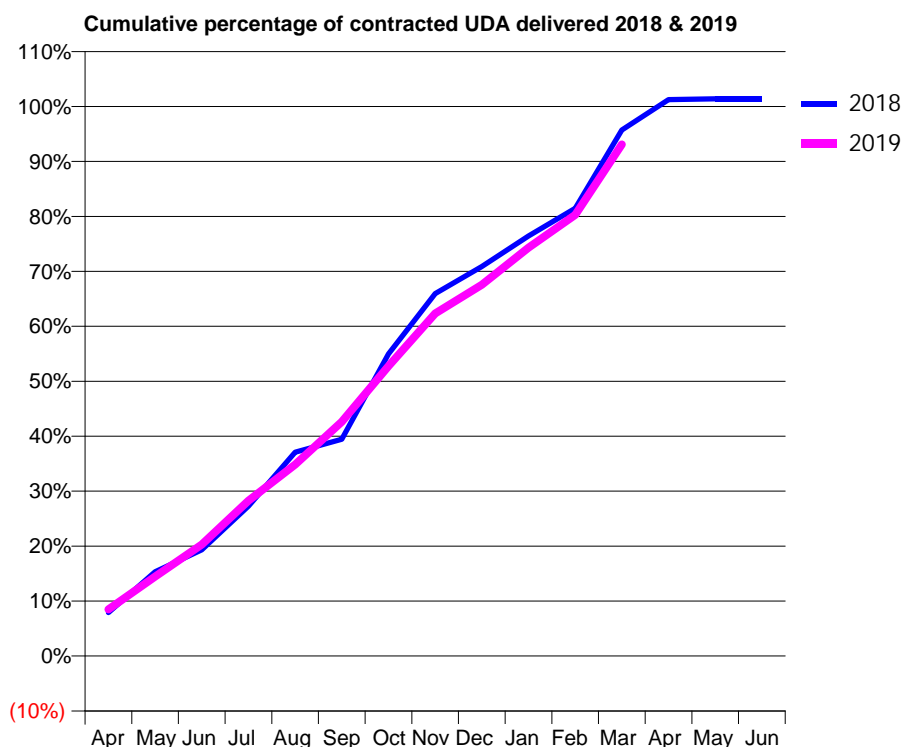
18/19 Contracted general activity (UDA)	3,946
Carry forward general activity (UDA)	0
18/19 Contracted orthodontic activity (UOA)	0
Carry forward orthodontic activity (UOA)	0
Baseline contract value	£99,220.51

ACCESS*

Patients seen in 24 months	Total	Change since previous quarter
Quarter ending March 2018	1,733	
Quarter ending June 2018	1,765	→
Quarter ending September 2018	1,755	→
Quarter ending December 2018	1,725	↓
Quarter ending March 2019	1,735	→
Variance since March 2018	0.1%	→



ACTIVITY



Month	Adjusted Scheduled Activity (UDA)	
	2018	2019
April	311	335
May	605	571
June	762	800
July	1,077	1,115
August	1,463	1,375
September	1,556	1,682
October	2,169	2,082
November	2,603	2,459
December	2,797	2,665
January	3,016	2,932
February	3,215	3,168
March	3,777	3,674
April	3,995	
May	4,000	
June	4,000	

QUALITY

	Quantity	Base Number	Contract	AT	Region	England
% of FP17s for the same patient ID Re-attending within 3 months - Children	216	2,413	9.0%	11.4%	11.3%	11.8%
% of FP17s for the same patient ID Re-attending within 3 months - Adults	9	156	5.8%	16.2%	15.4%	15.7%
% of FP17s for the same patient ID Re-attending between 3 & 9 months - Children	1,570	2,413	65.1%	55.6%	61.3%	58.9%
% of FP17s for the same patient ID Re-attending between 3 & 9 months - Adults	55	156	35.3%	48.5%	52.1%	50.8%
% of FP17s for Band 1 Urgent Courses	122	2,443	5.0%	10.1%	9.5%	9.1%
% of FP17s Relating to Free Repair or Replacements	3	2,443	0.1%	0.5%	0.6%	0.8%
% of FP17s Relating to Continuations	1	2,443	0.0%	0.7%	0.8%	0.9%
% of Patients satisfied with the dentistry they have received	2	2	N/A	90.9%	92.4%	92.5%
% of Patients satisfied with the time they had to wait for an appointment	2	2	N/A	86.2%	86.3%	87.0%

* This is based on patients treated on this contract for their most recent course of treatment. Figures in italics indicate the base number of FP17s or Patient Questionnaire responses are less than 100. N/A is shown where the base number of responses is less than 10 during the period. % is calculated as Quantity/Base number*100

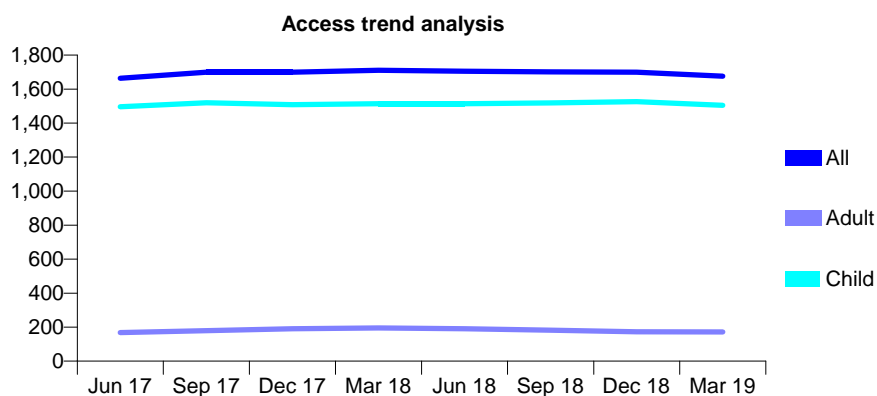
Q67 - Vital Signs At a Glance Contract Report for 172111/0002 - March 2019

Name or company name	Rainham Dental Surgery
Contract type name	GDS Contract
Purpose of contract	General
Contract start date	05/06/2014
Contract end date	

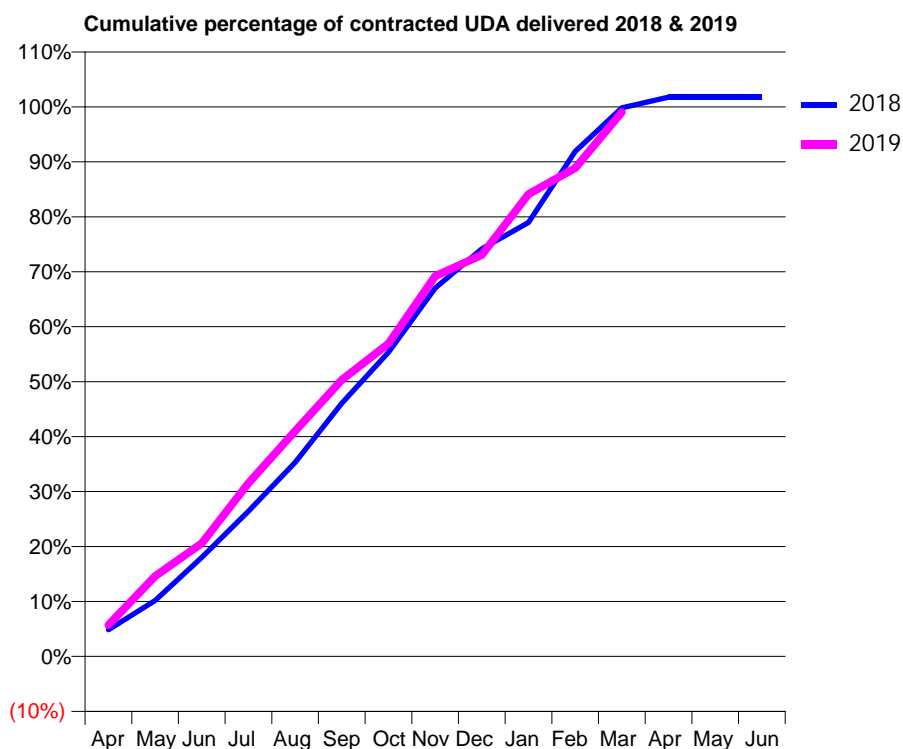
18/19 Contracted general activity (UDA)	3,250
Carry forward general activity (UDA)	0
18/19 Contracted orthodontic activity (UOA)	0
Carry forward orthodontic activity (UOA)	0
Baseline contract value	£84,280.09

ACCESS*

Patients seen in 24 months	Total	Change since previous quarter
Quarter ending March 2018	1,710	
Quarter ending June 2018	1,705	→
Quarter ending September 2018	1,701	→
Quarter ending December 2018	1,699	→
Quarter ending March 2019	1,676	↓
Variance since March 2018	(2.0%)	↓



ACTIVITY



Month	Adjusted Scheduled Activity (UDA)	
	2018	2019
April	158	185
May	331	475
June	585	669
July	859	1,025
August	1,148	1,333
September	1,498	1,635
October	1,799	1,850
November	2,178	2,249
December	2,411	2,374
January	2,566	2,734
February	2,987	2,887
March	3,244	3,218
April	3,308	
May	3,308	
June	3,308	

QUALITY

	Quantity	Base Number	Contract	AT	Region	England
% of FP17s for the same patient ID Re-attending within 3 months - Children	177	2,457	7.2%	11.4%	11.3%	11.8%
% of FP17s for the same patient ID Re-attending within 3 months - Adults	4	68	5.9%	16.2%	15.4%	15.7%
% of FP17s for the same patient ID Re-attending between 3 & 9 months - Children	1,711	2,457	69.6%	55.6%	61.3%	58.9%
% of FP17s for the same patient ID Re-attending between 3 & 9 months - Adults	54	68	79.4%	48.5%	52.1%	50.8%
% of FP17s for Band 1 Urgent Courses	84	2,474	3.4%	10.1%	9.5%	9.1%
% of FP17s Relating to Free Repair or Replacements	0	2,474	0.0%	0.5%	0.6%	0.8%
% of FP17s Relating to Continuations	0	2,474	0.0%	0.7%	0.8%	0.9%
% of Patients satisfied with the dentistry they have received	1	1	N/A	90.9%	92.4%	92.5%
% of Patients satisfied with the time they had to wait for an appointment	1	1	N/A	86.2%	86.3%	87.0%

* This is based on patients treated on this contract for their most recent course of treatment. Figures in italics indicate the base number of FP17s or Patient Questionnaire responses are less than 100. N/A is shown where the base number of responses is less than 10 during the period. % is calculated as Quantity/Base number*100

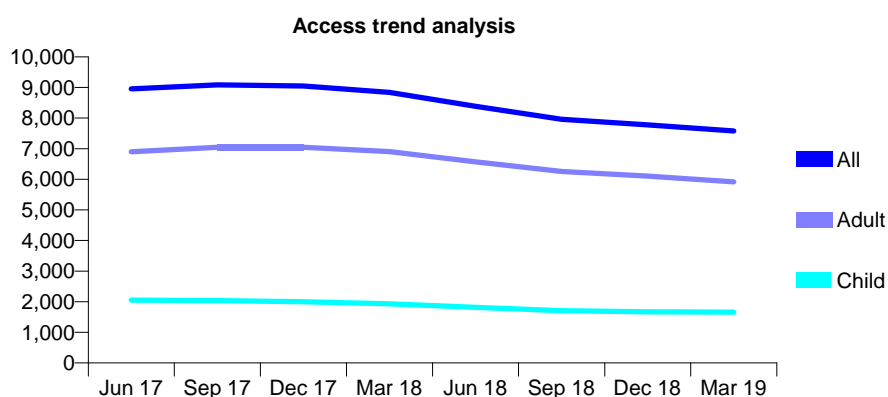
Q67 - Vital Signs At a Glance Contract Report for 175153/0001 - March 2019

Name or company name	Harbour Dental Practice Partnership
Contract type name	GDS Contract
Purpose of contract	General
Contract start date	01/12/2015
Contract end date	

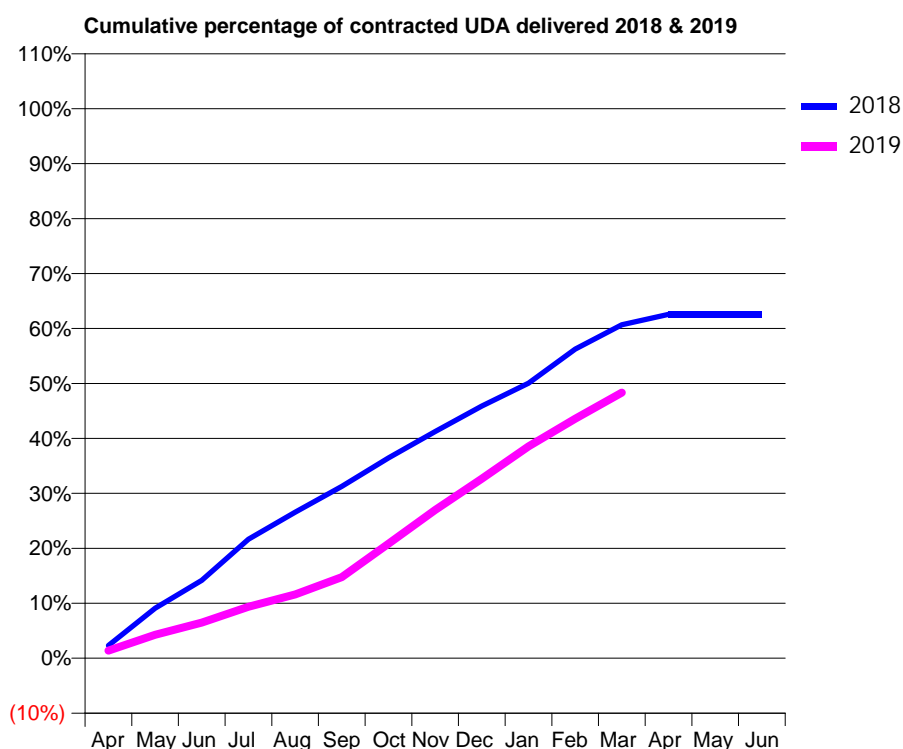
18/19 Contracted general activity (UDA)	34,114
Carry forward general activity (UDA)	0
18/19 Contracted orthodontic activity (UOA)	0
Carry forward orthodontic activity (UOA)	0
Baseline contract value	£965,380.35

ACCESS*

Patients seen in 24 months	Total	Change since previous quarter
Quarter ending March 2018	8,839	
Quarter ending June 2018	8,385	↓
Quarter ending September 2018	7,961	↓
Quarter ending December 2018	7,776	↓
Quarter ending March 2019	7,579	↓
Variance since March 2018	(14.3%)	↓



ACTIVITY



Month	2018	2019
April	791	472
May	3,110	1,455
June	4,839	2,216
July	7,390	3,194
August	9,069	3,962
September	10,663	5,038
October	12,440	7,110
November	14,065	9,210
December	15,651	11,148
January	17,073	13,153
February	19,181	14,860
March	20,699	16,485
April	21,342	
May	21,342	
June	21,342	

QUALITY

	Quantity	Base Number	Contract	AT	Region	England
% of FP17s for the same patient ID Re-attending within 3 months - Children	115	1,722	6.7%	11.4%	11.3%	11.8%
% of FP17s for the same patient ID Re-attending within 3 months - Adults	962	6,565	14.7%	16.2%	15.4%	15.7%
% of FP17s for the same patient ID Re-attending between 3 & 9 months - Children	405	1,722	23.5%	55.6%	61.3%	58.9%
% of FP17s for the same patient ID Re-attending between 3 & 9 months - Adults	2,151	6,565	32.8%	48.5%	52.1%	50.8%
% of FP17s for Band 1 Urgent Courses	1,010	8,116	12.4%	10.1%	9.5%	9.1%
% of FP17s Relating to Free Repair or Replacements	60	8,116	0.7%	0.5%	0.6%	0.8%
% of FP17s Relating to Continuations	135	8,116	1.7%	0.7%	0.8%	0.9%
% of Patients satisfied with the dentistry they have received	2	3	N/A	90.9%	92.4%	92.5%
% of Patients satisfied with the time they had to wait for an appointment	3	3	N/A	86.2%	86.3%	87.0%

* This is based on patients treated on this contract for their most recent course of treatment.

Figures in italics indicate the base number of FP17s or Patient Questionnaire responses are less than 100. N/A is shown where the base number of responses is less than 10 during the period. % is calculated as Quantity/Base number*100

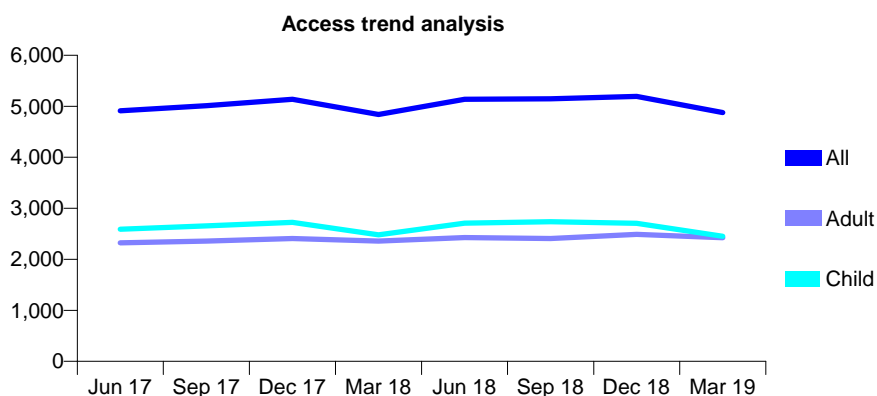
Q67 - Vital Signs At a Glance Contract Report for 175420/0004 - March 2019

Name or company name	Simon Collins Community Dental Service
Contract type name	PDS Contract
Purpose of contract	General
Contract start date	01/12/2012
Contract end date	31/03/2021

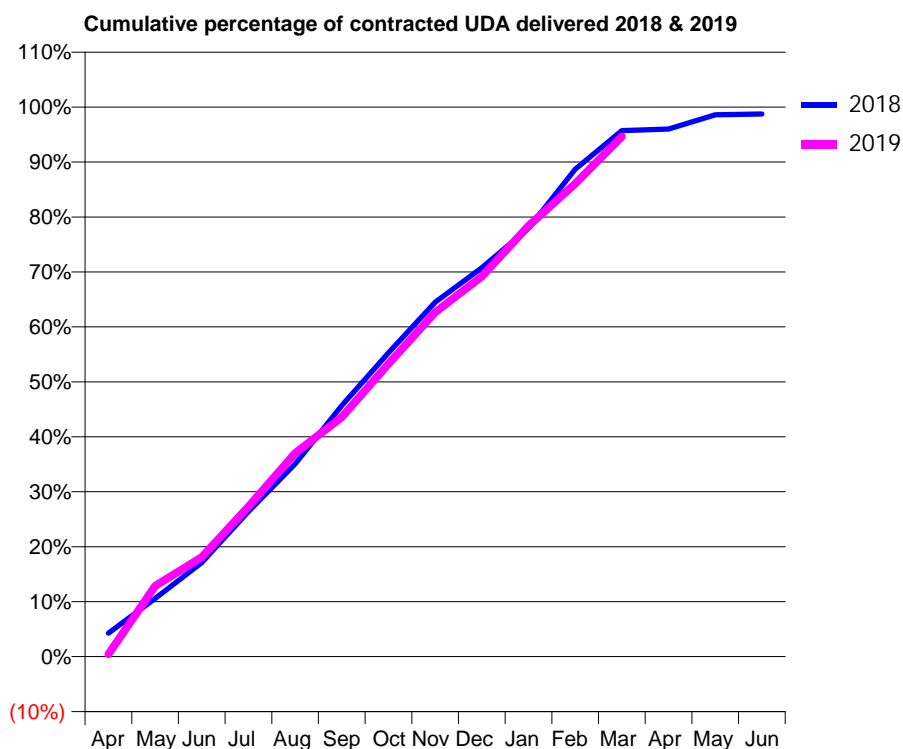
18/19 Contracted general activity (UDA)	14,592
Carry forward general activity (UDA)	0
18/19 Contracted orthodontic activity (UOA)	0
Carry forward orthodontic activity (UOA)	0
Baseline contract value	£1,771,393.05

ACCESS*

Patients seen in 24 months	Total	Change since previous quarter
Quarter ending March 2018	4,837	
Quarter ending June 2018	5,138	↑
Quarter ending September 2018	5,146	→
Quarter ending December 2018	5,194	→
Quarter ending March 2019	4,877	↓
Variance since March 2018	0.8%	→



ACTIVITY



Month	Adjusted Scheduled Activity (UDA)	
	2018	2019
April	623	66
May	1,545	1,877
June	2,499	2,639
July	3,853	3,984
August	5,117	5,404
September	6,665	6,357
October	8,068	7,773
November	9,411	9,140
December	10,323	10,094
January	11,374	11,437
February	12,941	12,558
March	13,965	13,808
April	14,007	
May	14,384	
June	14,405	

QUALITY

	Quantity	Base Number	Contract	AT	Region	England
% of FP17s for the same patient ID Re-attending within 3 months - Children	460	4,531	10.2%	11.4%	11.3%	11.8%
% of FP17s for the same patient ID Re-attending within 3 months - Adults	511	3,339	15.3%	16.2%	15.4%	15.7%
% of FP17s for the same patient ID Re-attending between 3 & 9 months - Children	1,447	4,531	31.9%	55.6%	61.3%	58.9%
% of FP17s for the same patient ID Re-attending between 3 & 9 months - Adults	1,393	3,339	41.7%	48.5%	52.1%	50.8%
% of FP17s for Band 1 Urgent Courses	462	7,613	6.1%	10.1%	9.5%	9.1%
% of FP17s Relating to Free Repair or Replacements	21	7,613	0.3%	0.5%	0.6%	0.8%
% of FP17s Relating to Continuations	64	7,613	0.8%	0.7%	0.8%	0.9%
% of Patients satisfied with the dentistry they have received	2	2	N/A	90.9%	92.4%	92.5%
% of Patients satisfied with the time they had to wait for an appointment	2	2	N/A	86.2%	86.3%	87.0%

* This is based on patients treated on this contract for their most recent course of treatment. Figures in italics indicate the base number of FP17s or Patient Questionnaire responses are less than 100. N/A is shown where the base number of responses is less than 10 during the period. % is calculated as Quantity/Base number*100

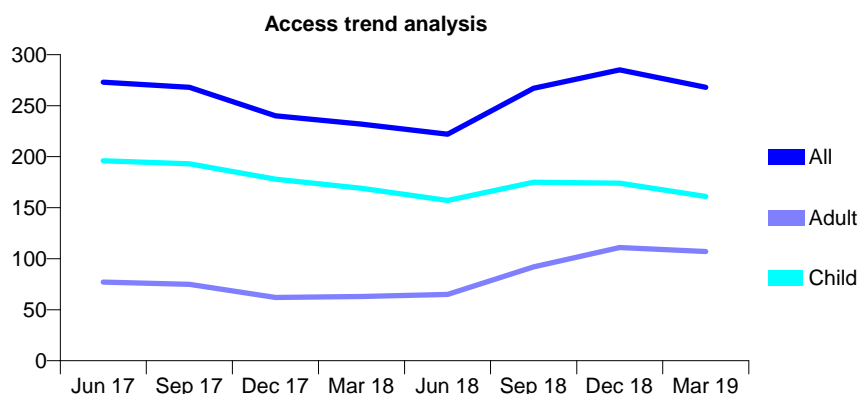
Q67 - Vital Signs At a Glance Contract Report for 175420/0005 - March 2019

Name or company name	Simon Collins Community Dental Service
Contract type name	PDS Contract
Purpose of contract	General
Contract start date	01/12/2012
Contract end date	31/03/2021

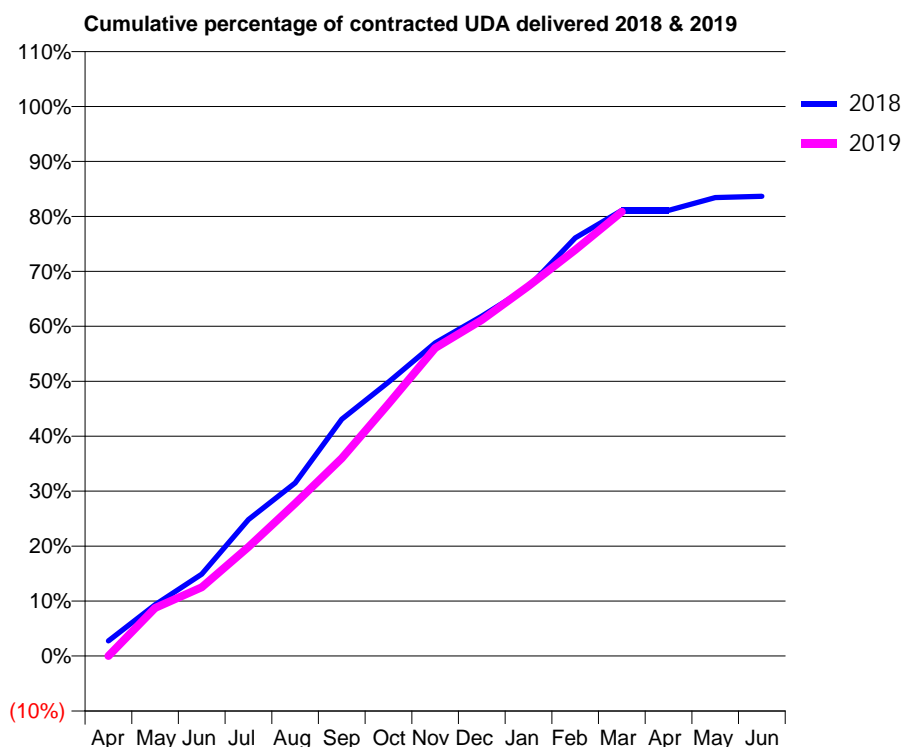
18/19 Contracted general activity (UDA)	1,200
Carry forward general activity (UDA)	0
18/19 Contracted orthodontic activity (UOA)	0
Carry forward orthodontic activity (UOA)	0
Baseline contract value	£109,785.87

ACCESS*

Patients seen in 24 months	Total	Change since previous quarter
Quarter ending March 2018	232	
Quarter ending June 2018	222	↓
Quarter ending September 2018	267	↑
Quarter ending December 2018	285	↑
Quarter ending March 2019	268	↓
Variance since March 2018	15.5%	↑



ACTIVITY



Month	Adjusted Scheduled Activity (UDA)	
	2018	2019
April	33	0
May	112	105
June	179	150
July	298	238
August	378	333
September	517	432
October	598	551
November	684	673
December	742	734
January	806	808
February	913	887
March	973	970
April	973	
May	1,001	
June	1,004	

QUALITY

	Quantity	Base Number	Contract	AT	Region	England
% of FP17s for the same patient ID Re-attending within 3 months - Children	7	262	2.7%	11.4%	11.3%	11.8%
% of FP17s for the same patient ID Re-attending within 3 months - Adults	1	142	0.7%	16.2%	15.4%	15.7%
% of FP17s for the same patient ID Re-attending between 3 & 9 months - Children	3	262	1.1%	55.6%	61.3%	58.9%
% of FP17s for the same patient ID Re-attending between 3 & 9 months - Adults	8	142	5.6%	48.5%	52.1%	50.8%
% of FP17s for Band 1 Urgent Courses	9	392	2.3%	10.1%	9.5%	9.1%
% of FP17s Relating to Free Repair or Replacements	0	392	0.0%	0.5%	0.6%	0.8%
% of FP17s Relating to Continuations	3	392	0.8%	0.7%	0.8%	0.9%
% of Patients satisfied with the dentistry they have received	0	0	N/A	90.9%	92.4%	92.5%
% of Patients satisfied with the time they had to wait for an appointment	0	0	N/A	86.2%	86.3%	87.0%

* This is based on patients treated on this contract for their most recent course of treatment. Figures in italics indicate the base number of FP17s or Patient Questionnaire responses are less than 100. N/A is shown where the base number of responses is less than 10 during the period. % is calculated as Quantity/Base number*100

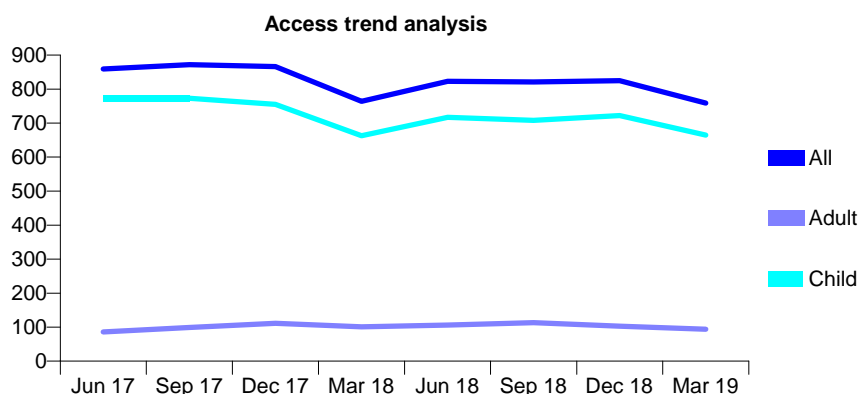
Q67 - Vital Signs At a Glance Contract Report for 175420/0006 - March 2019

Name or company name	Simon Collins Community Dental Service
Contract type name	PDS Contract
Purpose of contract	General
Contract start date	01/12/2012
Contract end date	31/03/2021

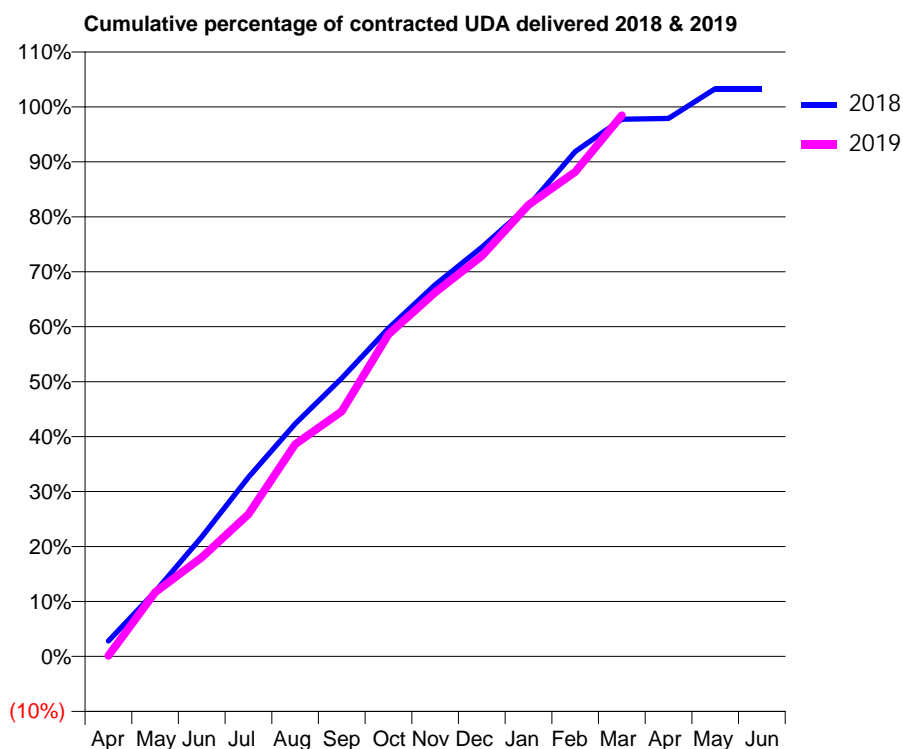
18/19 Contracted general activity (UDA)	2,358
Carry forward general activity (UDA)	0
18/19 Contracted orthodontic activity (UOA)	0
Carry forward orthodontic activity (UOA)	0
Baseline contract value	£975,828.39

ACCESS*

Patients seen in 24 months	Total	Change since previous quarter
Quarter ending March 2018	764	
Quarter ending June 2018	823	↑
Quarter ending September 2018	821	→
Quarter ending December 2018	825	→
Quarter ending March 2019	759	↓
Variance since March 2018	(0.7%)	→



ACTIVITY



Month	Adjusted Scheduled Activity (UDA)	
	2018	2019
April	66	3
May	278	275
June	513	425
July	769	610
August	998	910
September	1,194	1,052
October	1,408	1,382
November	1,595	1,562
December	1,755	1,718
January	1,933	1,938
February	2,166	2,079
March	2,305	2,321
April	2,308	
May	2,436	
June	2,436	

QUALITY

	Quantity	Base Number	Contract	AT	Region	England
% of FP17s for the same patient ID Re-attending within 3 months - Children	0	761	0.0%	11.4%	11.3%	11.8%
% of FP17s for the same patient ID Re-attending within 3 months - Adults	2	90	2.2%	16.2%	15.4%	15.7%
% of FP17s for the same patient ID Re-attending between 3 & 9 months - Children	8	761	1.1%	55.6%	61.3%	58.9%
% of FP17s for the same patient ID Re-attending between 3 & 9 months - Adults	0	90	0.0%	48.5%	52.1%	50.8%
% of FP17s for Band 1 Urgent Courses	0	803	0.0%	10.1%	9.5%	9.1%
% of FP17s Relating to Free Repair or Replacements	0	803	0.0%	0.5%	0.6%	0.8%
% of FP17s Relating to Continuations	2	803	0.2%	0.7%	0.8%	0.9%
% of Patients satisfied with the dentistry they have received	0	0	N/A	90.9%	92.4%	92.5%
% of Patients satisfied with the time they had to wait for an appointment	0	0	N/A	86.2%	86.3%	87.0%

* This is based on patients treated on this contract for their most recent course of treatment. Figures in italics indicate the base number of FP17s or Patient Questionnaire responses are less than 100. N/A is shown where the base number of responses is less than 10 during the period. % is calculated as Quantity/Base number*100

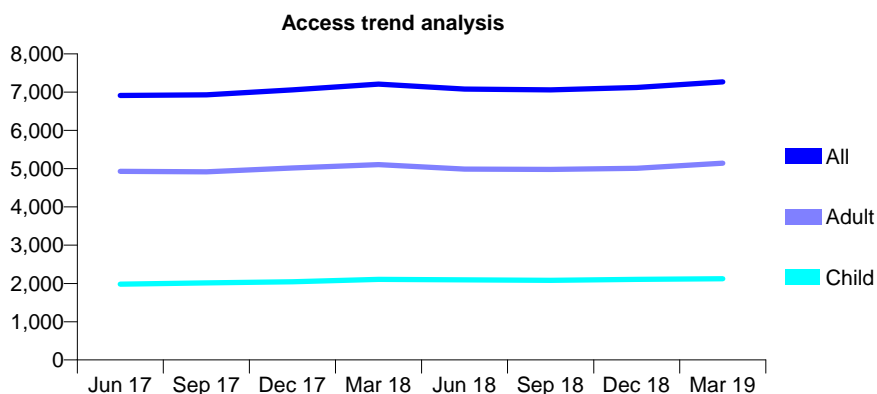
Q67 - Vital Signs At a Glance Contract Report for 176125/0001 - March 2019

Name or company name	Uddin & Akhtar
Contract type name	GDS Contract
Purpose of contract	General
Contract start date	01/01/2011
Contract end date	

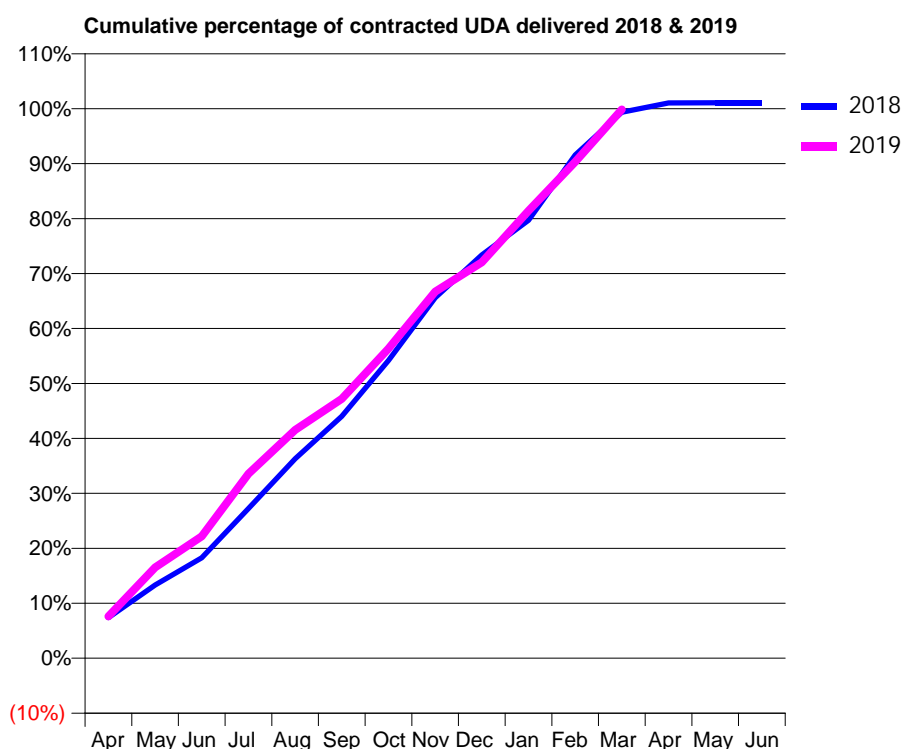
18/19 Contracted general activity (UDA)	20,060
Carry forward general activity (UDA)	0
18/19 Contracted orthodontic activity (UOA)	0
Carry forward orthodontic activity (UOA)	0
Baseline contract value	£564,468.27

ACCESS*

Patients seen in 24 months	Total	Change since previous quarter
Quarter ending March 2018	7,211	
Quarter ending June 2018	7,083	↓
Quarter ending September 2018	7,059	→
Quarter ending December 2018	7,119	→
Quarter ending March 2019	7,265	↑
Variance since March 2018	0.7%	→



ACTIVITY



Adjusted Scheduled Activity (UDA)		
Month	2018	2019
April	1,482	1,527
May	2,673	3,316
June	3,667	4,449
July	5,463	6,734
August	7,281	8,332
September	8,831	9,466
October	10,867	11,301
November	13,160	13,378
December	14,718	14,451
January	15,985	16,332
February	18,367	18,118
March	19,927	20,029
April	20,268	
May	20,270	
June	20,270	

QUALITY

	Quantity	Base Number	Contract	AT	Region	England
% of FP17s for the same patient ID Re-attending within 3 months - Children	145	2,981	4.9%	11.4%	11.3%	11.8%
% of FP17s for the same patient ID Re-attending within 3 months - Adults	456	6,336	7.2%	16.2%	15.4%	15.7%
% of FP17s for the same patient ID Re-attending between 3 & 9 months - Children	1,830	2,981	61.4%	55.6%	61.3%	58.9%
% of FP17s for the same patient ID Re-attending between 3 & 9 months - Adults	3,657	6,336	57.7%	48.5%	52.1%	50.8%
% of FP17s for Band 1 Urgent Courses	333	8,062	4.1%	10.1%	9.5%	9.1%
% of FP17s Relating to Free Repair or Replacements	31	8,062	0.4%	0.5%	0.6%	0.8%
% of FP17s Relating to Continuations	14	8,062	0.2%	0.7%	0.8%	0.9%
% of Patients satisfied with the dentistry they have received	3	3	N/A	90.9%	92.4%	92.5%
% of Patients satisfied with the time they had to wait for an appointment	3	3	N/A	86.2%	86.3%	87.0%

* This is based on patients treated on this contract for their most recent course of treatment.

Figures in italics indicate the base number of FP17s or Patient Questionnaire responses are less than 100. N/A is shown where the base number of responses is less than 10 during the period. % is calculated as Quantity/Base number*100

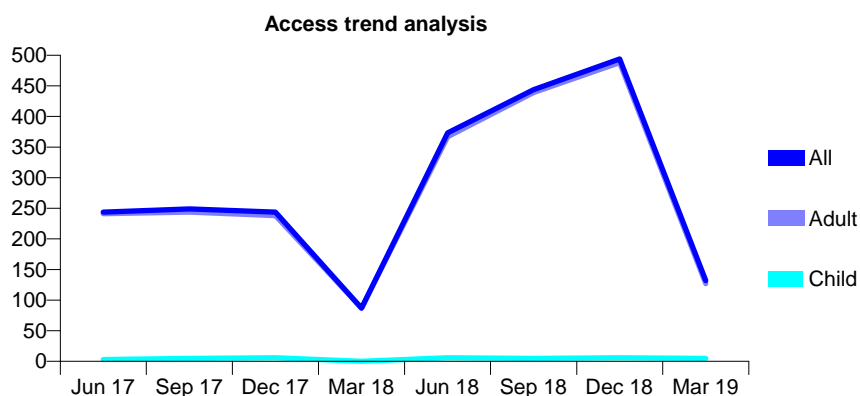
Q67 - Vital Signs At a Glance Contract Report for 176125/0002 - March 2019

Name or company name	Uddin & Akhtar
Contract type name	PDS Contract
Purpose of contract	General
Contract start date	10/03/2011
Contract end date	31/03/2020

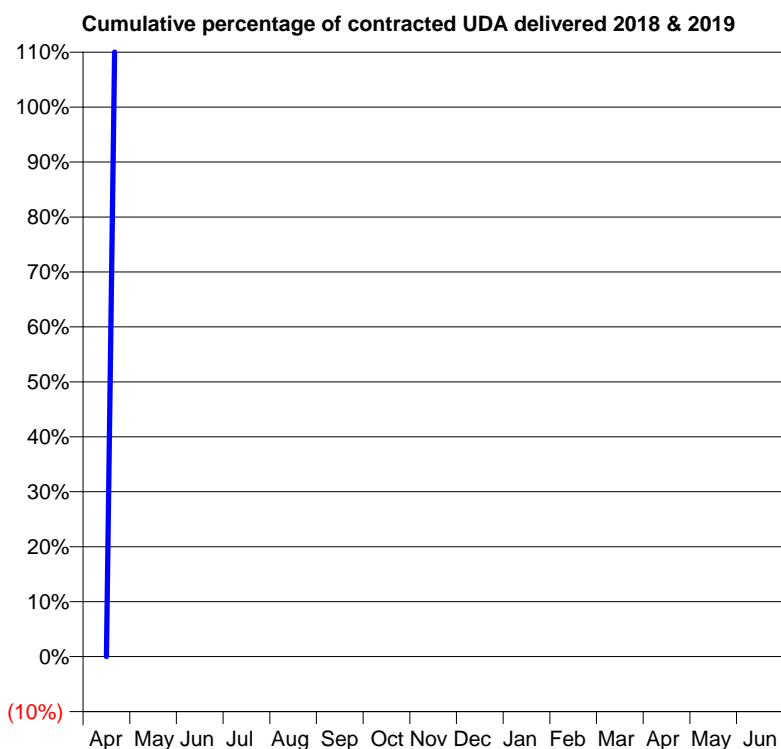
18/19 Contracted general activity (UDA)	11
Carry forward general activity (UDA)	0
18/19 Contracted orthodontic activity (UOA)	0
Carry forward orthodontic activity (UOA)	0
Baseline contract value	£122,788.86

ACCESS*

Patients seen in 24 months	Total	Change since previous quarter
Quarter ending March 2018	87	
Quarter ending June 2018	373	↑
Quarter ending September 2018	444	↑
Quarter ending December 2018	494	↑
Quarter ending March 2019	132	↓
Variance since March 2018	51.7%	↑



ACTIVITY



Month	Adjusted Scheduled Activity (UDA)	
	2018	2019
April	0	45
May	69	266
June	87	383
July	185	474
August	185	750
September	257	750
October	286	920
November	286	1,230
December	433	1,386
January	433	1,515
February	570	1,773
March	781	2,073
April	839	
May	839	
June	839	

QUALITY

	Quantity	Base Number	Contract	AT	Region	England
% of FP17s for the same patient ID Re-attending within 3 months - Children	0	12	0.0%	11.4%	11.3%	11.8%
% of FP17s for the same patient ID Re-attending within 3 months - Adults	1	715	0.1%	16.2%	15.4%	15.7%
% of FP17s for the same patient ID Re-attending between 3 & 9 months - Children	1	12	8.3%	55.6%	61.3%	58.9%
% of FP17s for the same patient ID Re-attending between 3 & 9 months - Adults	2	715	0.3%	48.5%	52.1%	50.8%
% of FP17s for Band 1 Urgent Courses	7	707	1.0%	10.1%	9.5%	9.1%
% of FP17s Relating to Free Repair or Replacements	0	707	0.0%	0.5%	0.6%	0.8%
% of FP17s Relating to Continuations	0	707	0.0%	0.7%	0.8%	0.9%
% of Patients satisfied with the dentistry they have received	0	0	N/A	90.9%	92.4%	92.5%
% of Patients satisfied with the time they had to wait for an appointment	0	0	N/A	86.2%	86.3%	87.0%

* This is based on patients treated on this contract for their most recent course of treatment. Figures in italics indicate the base number of FP17s or Patient Questionnaire responses are less than 100. N/A is shown where the base number of responses is less than 10 during the period. % is calculated as Quantity/Base number*100

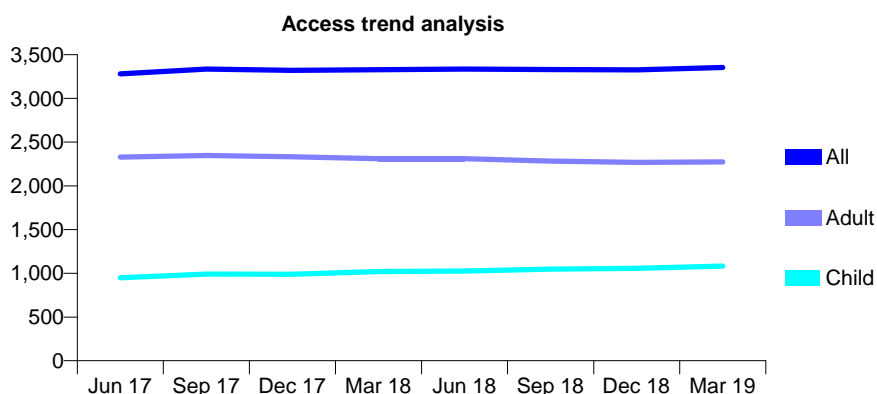
Q67 - Vital Signs At a Glance Contract Report for 176680/0001 - March 2019

Name or company name	Tricon House Dental Practice
Contract type name	GDS Contract
Purpose of contract	General
Contract start date	01/09/2015
Contract end date	

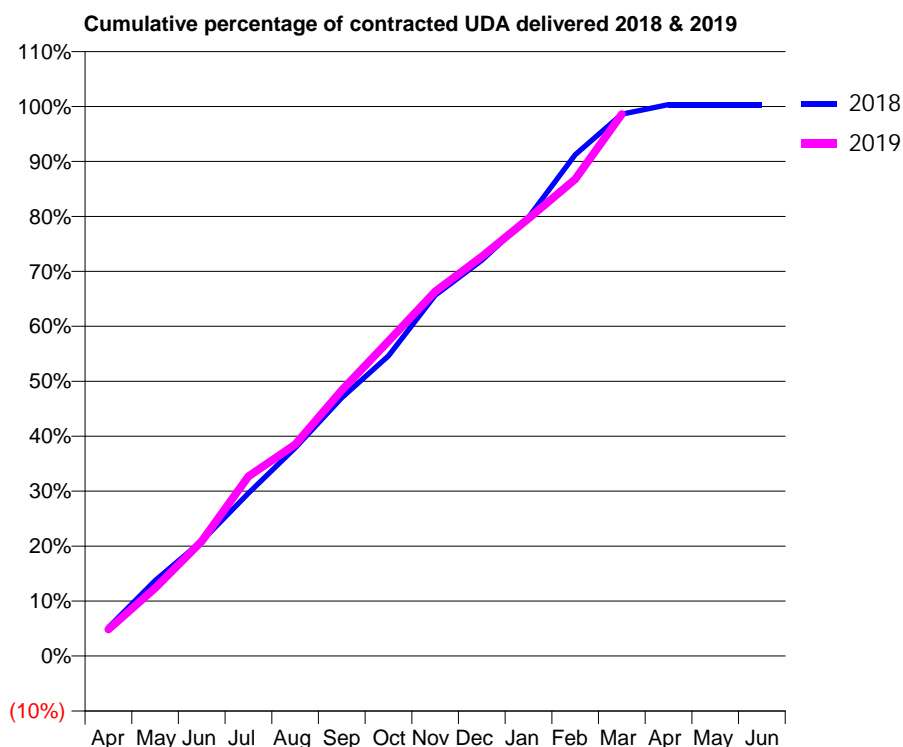
18/19 Contracted general activity (UDA)	8,599
Carry forward general activity (UDA)	0
18/19 Contracted orthodontic activity (UOA)	0
Carry forward orthodontic activity (UOA)	0
Baseline contract value	£216,218.23

ACCESS*

Patients seen in 24 months	Total	Change since previous quarter
Quarter ending March 2018	3,329	
Quarter ending June 2018	3,335	→
Quarter ending September 2018	3,330	→
Quarter ending December 2018	3,325	→
Quarter ending March 2019	3,355	→
Variance since March 2018	0.8%	→



ACTIVITY



Month	Adjusted Scheduled Activity (UDA)	
	2018	2019
April	448	418
May	1,182	1,064
June	1,800	1,798
July	2,550	2,812
August	3,257	3,308
September	4,040	4,157
October	4,696	4,927
November	5,646	5,704
December	6,193	6,248
January	6,867	6,846
February	7,845	7,461
March	8,478	8,477
April	8,627	
May	8,628	
June	8,628	

QUALITY

	Quantity	Base Number	Contract	AT	Region	England
% of FP17s for the same patient ID Re-attending within 3 months - Children	72	1,575	4.6%	11.4%	11.3%	11.8%
% of FP17s for the same patient ID Re-attending within 3 months - Adults	618	3,725	16.6%	16.2%	15.4%	15.7%
% of FP17s for the same patient ID Re-attending between 3 & 9 months - Children	990	1,575	62.9%	55.6%	61.3%	58.9%
% of FP17s for the same patient ID Re-attending between 3 & 9 months - Adults	2,411	3,725	64.7%	48.5%	52.1%	50.8%
% of FP17s for Band 1 Urgent Courses	253	5,225	4.8%	10.1%	9.5%	9.1%
% of FP17s Relating to Free Repair or Replacements	1	5,225	0.0%	0.5%	0.6%	0.8%
% of FP17s Relating to Continuations	132	5,225	2.5%	0.7%	0.8%	0.9%
% of Patients satisfied with the dentistry they have received	3	3	N/A	90.9%	92.4%	92.5%
% of Patients satisfied with the time they had to wait for an appointment	3	3	N/A	86.2%	86.3%	87.0%

* This is based on patients treated on this contract for their most recent course of treatment. Figures in italics indicate the base number of FP17s or Patient Questionnaire responses are less than 100. N/A is shown where the base number of responses is less than 10 during the period. % is calculated as Quantity/Base number*100

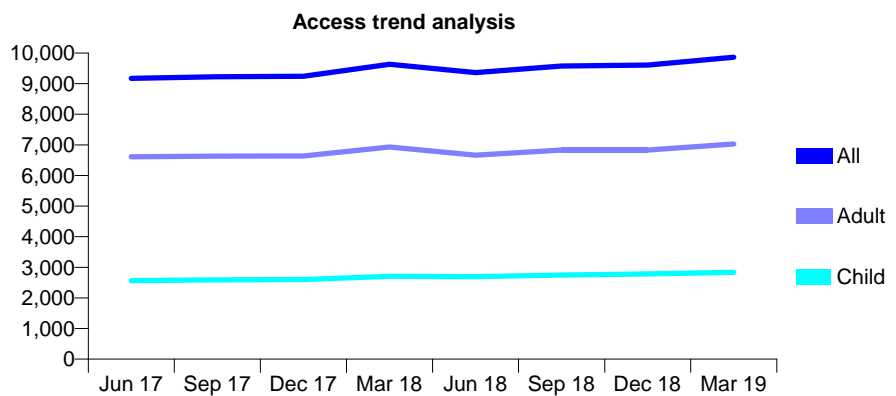
Q67 - Vital Signs At a Glance Contract Report for 182583/0001 - March 2019

Name or company name	The City Way Practice
Contract type name	GDS Contract
Purpose of contract	General
Contract start date	01/05/2012
Contract end date	

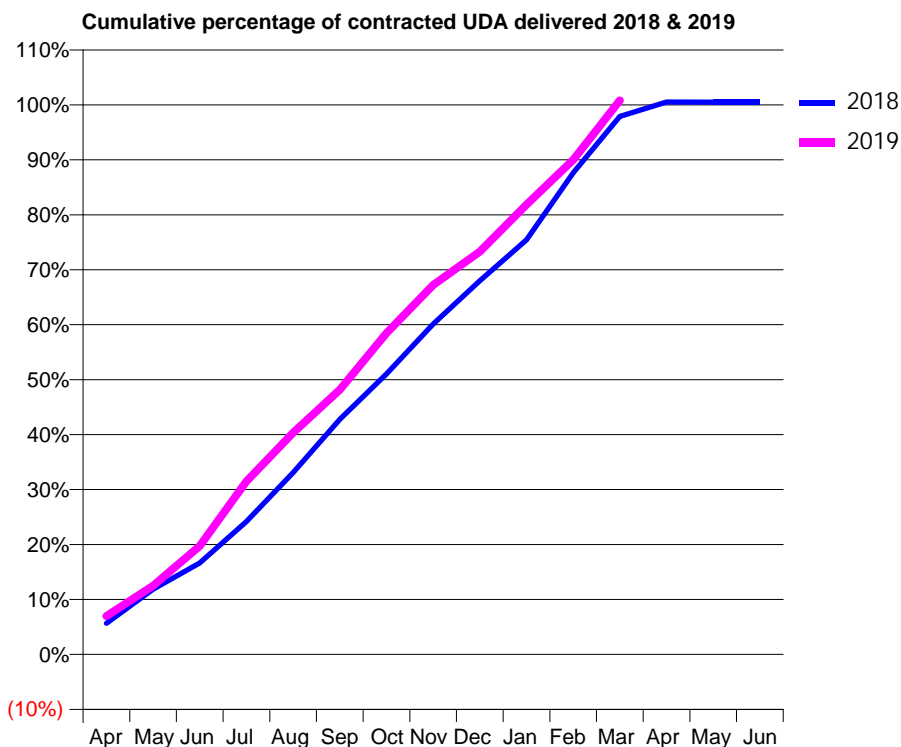
18/19 Contracted general activity (UDA)	26,183
Carry forward general activity (UDA)	0
18/19 Contracted orthodontic activity (UOA)	0
Carry forward orthodontic activity (UOA)	0
Baseline contract value	£665,591.05

ACCESS*

Patients seen in 24 months	Total	Change since previous quarter
Quarter ending March 2018	9,637	
Quarter ending June 2018	9,360	↓
Quarter ending September 2018	9,577	↑
Quarter ending December 2018	9,611	→
Quarter ending March 2019	9,862	↑
Variance since March 2018	2.3%	↑



ACTIVITY



Month	Adjusted Scheduled Activity (UDA)	
	2018	2019
April	1,481	1,826
May	3,111	3,278
June	4,353	5,170
July	6,332	8,253
August	8,661	10,562
September	11,199	12,611
October	13,366	15,308
November	15,743	17,602
December	17,800	19,193
January	19,754	21,428
February	22,949	23,563
March	25,630	26,392
April	26,314	
May	26,308	
June	26,309	

QUALITY

	Quantity	Base Number	Contract	AT	Region	England
% of FP17s for the same patient ID Re-attending within 3 months - Children	224	3,694	6.1%	11.4%	11.3%	11.8%
% of FP17s for the same patient ID Re-attending within 3 months - Adults	894	8,204	10.9%	16.2%	15.4%	15.7%
% of FP17s for the same patient ID Re-attending between 3 & 9 months - Children	1,896	3,694	51.3%	55.6%	61.3%	58.9%
% of FP17s for the same patient ID Re-attending between 3 & 9 months - Adults	3,695	8,204	45.0%	48.5%	52.1%	50.8%
% of FP17s for Band 1 Urgent Courses	935	11,647	8.0%	10.1%	9.5%	9.1%
% of FP17s Relating to Free Repair or Replacements	216	11,647	1.9%	0.5%	0.6%	0.8%
% of FP17s Relating to Continuations	21	11,647	0.2%	0.7%	0.8%	0.9%
% of Patients satisfied with the dentistry they have received	7	7	N/A	90.9%	92.4%	92.5%
% of Patients satisfied with the time they had to wait for an appointment	7	7	N/A	86.2%	86.3%	87.0%

* This is based on patients treated on this contract for their most recent course of treatment. Figures in italics indicate the base number of FP17s or Patient Questionnaire responses are less than 100. N/A is shown where the base number of responses is less than 10 during the period. % is calculated as Quantity/Base number*100

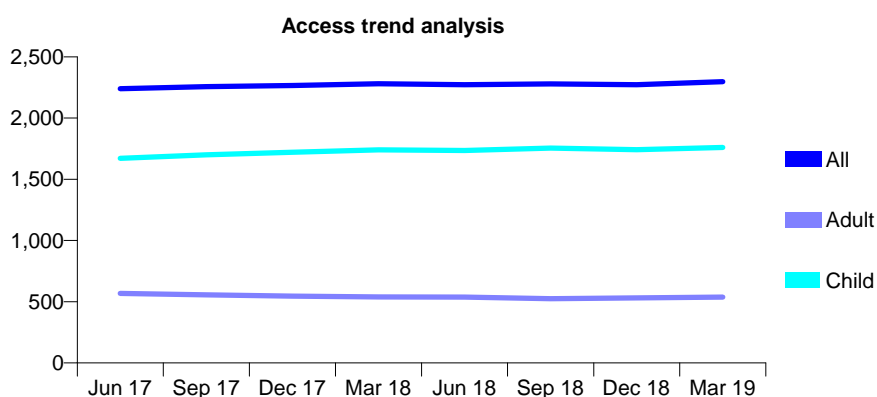
Q67 - Vital Signs At a Glance Contract Report for 183156/0001 - March 2019

Name or company name	Roseacre Cottage Dental Practice
Contract type name	GDS Contract
Purpose of contract	General
Contract start date	01/12/2012
Contract end date	

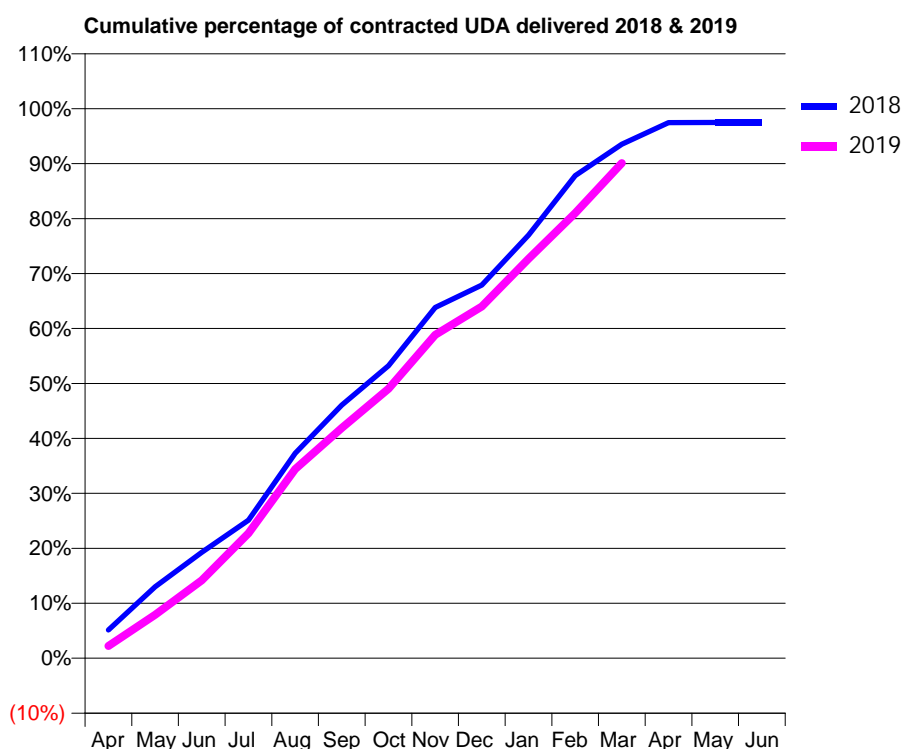
18/19 Contracted general activity (UDA)	4,700
Carry forward general activity (UDA)	118
18/19 Contracted orthodontic activity (UOA)	0
Carry forward orthodontic activity (UOA)	0
Baseline contract value	£129,921.94

ACCESS*

Patients seen in 24 months	Total	Change since previous quarter
Quarter ending March 2018	2,280	
Quarter ending June 2018	2,273	→
Quarter ending September 2018	2,279	→
Quarter ending December 2018	2,273	→
Quarter ending March 2019	2,298	→
Variance since March 2018	0.8%	→



ACTIVITY



Month	2018	2019
April	242	106
May	611	372
June	905	667
July	1,181	1,068
August	1,752	1,616
September	2,166	1,969
October	2,502	2,305
November	3,001	2,765
December	3,192	3,008
January	3,618	3,415
February	4,127	3,806
March	4,397	4,234
April	4,580	
May	4,582	
June	4,582	

QUALITY

	Quantity	Base Number	Contract	AT	Region	England
% of FP17s for the same patient ID Re-attending within 3 months - Children	205	2,963	6.9%	11.4%	11.3%	11.8%
% of FP17s for the same patient ID Re-attending within 3 months - Adults	36	520	6.9%	16.2%	15.4%	15.7%
% of FP17s for the same patient ID Re-attending between 3 & 9 months - Children	2,043	2,963	69.0%	55.6%	61.3%	58.9%
% of FP17s for the same patient ID Re-attending between 3 & 9 months - Adults	323	520	62.1%	48.5%	52.1%	50.8%
% of FP17s for Band 1 Urgent Courses	137	3,332	4.1%	10.1%	9.5%	9.1%
% of FP17s Relating to Free Repair or Replacements	4	3,332	0.1%	0.5%	0.6%	0.8%
% of FP17s Relating to Continuations	0	3,332	0.0%	0.7%	0.8%	0.9%
% of Patients satisfied with the dentistry they have received	1	1	N/A	90.9%	92.4%	92.5%
% of Patients satisfied with the time they had to wait for an appointment	0	1	N/A	86.2%	86.3%	87.0%

* This is based on patients treated on this contract for their most recent course of treatment.

Figures in italics indicate the base number of FP17s or Patient Questionnaire responses are less than 100. N/A is shown where the base number of responses is less than 10 during the period. % is calculated as Quantity/Base number*100

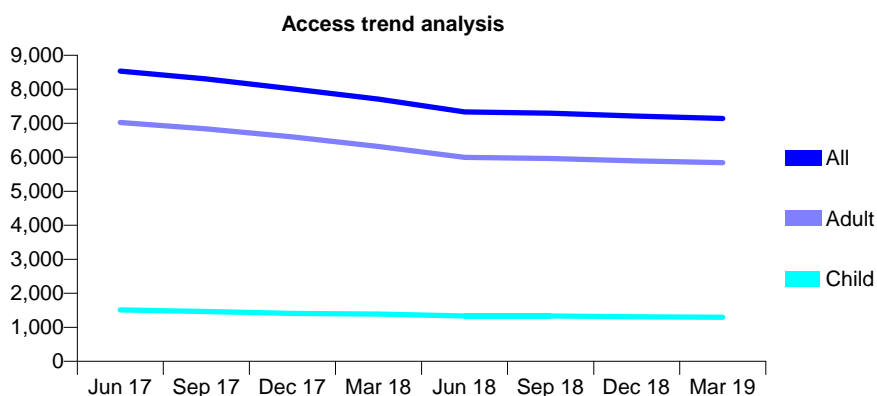
Q67 - Vital Signs At a Glance Contract Report for 183202/0002 - March 2019

Name or company name	Stanhope Road Dental Practice Partnership
Contract type name	GDS Contract
Purpose of contract	General
Contract start date	22/06/2015
Contract end date	

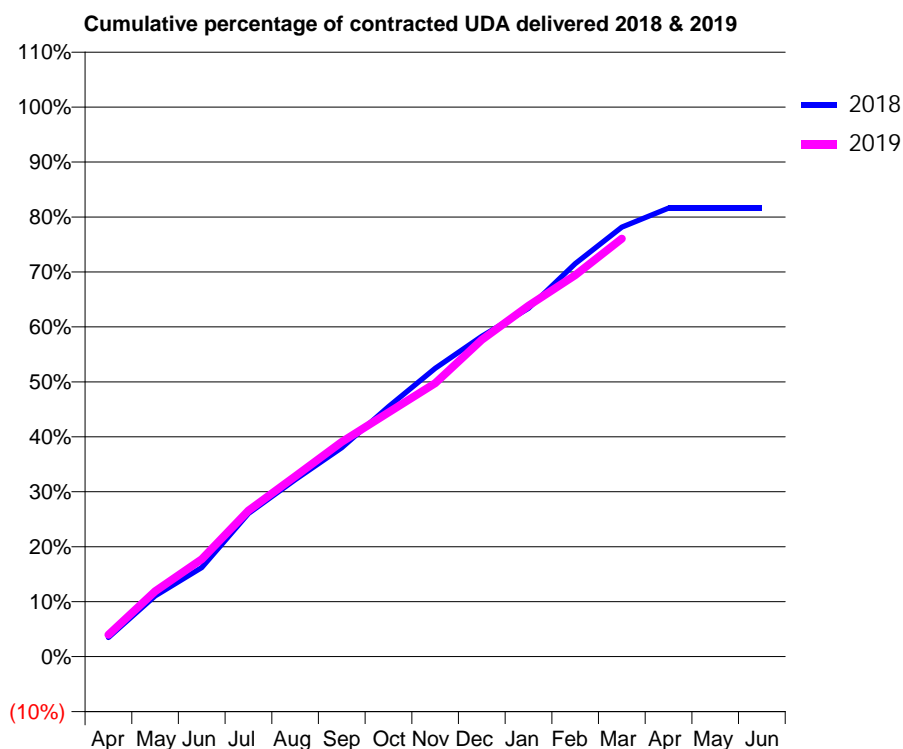
18/19 Contracted general activity (UDA)	28,000
Carry forward general activity (UDA)	0
18/19 Contracted orthodontic activity (UOA)	0
Carry forward orthodontic activity (UOA)	0
Baseline contract value	£716,091.34

ACCESS*

Patients seen in 24 months	Total	Change since previous quarter
Quarter ending March 2018	7,710	
Quarter ending June 2018	7,334	↓
Quarter ending September 2018	7,298	→
Quarter ending December 2018	7,209	↓
Quarter ending March 2019	7,139	→
Variance since March 2018	(7.4%)	↓



ACTIVITY



Month	Adjusted Scheduled Activity (UDA)	
	2018	2019
April	972	1,112
May	3,094	3,331
June	4,539	4,965
July	7,293	7,446
August	9,011	9,184
September	10,642	10,935
October	12,734	12,438
November	14,687	13,930
December	16,324	16,143
January	17,753	17,880
February	20,023	19,438
March	21,885	21,296
April	22,854	
May	22,852	
June	22,851	

QUALITY

	Quantity	Base Number	Contract	AT	Region	England
% of FP17s for the same patient ID Re-attending within 3 months - Children	90	1,974	4.6%	11.4%	11.3%	11.8%
% of FP17s for the same patient ID Re-attending within 3 months - Adults	953	9,181	10.4%	16.2%	15.4%	15.7%
% of FP17s for the same patient ID Re-attending between 3 & 9 months - Children	1,267	1,974	64.2%	55.6%	61.3%	58.9%
% of FP17s for the same patient ID Re-attending between 3 & 9 months - Adults	6,316	9,181	68.8%	48.5%	52.1%	50.8%
% of FP17s for Band 1 Urgent Courses	798	10,729	7.4%	10.1%	9.5%	9.1%
% of FP17s Relating to Free Repair or Replacements	40	10,729	0.4%	0.5%	0.6%	0.8%
% of FP17s Relating to Continuations	104	10,729	1.0%	0.7%	0.8%	0.9%
% of Patients satisfied with the dentistry they have received	6	7	N/A	90.9%	92.4%	92.5%
% of Patients satisfied with the time they had to wait for an appointment	4	7	N/A	86.2%	86.3%	87.0%

* This is based on patients treated on this contract for their most recent course of treatment. Figures in italics indicate the base number of FP17s or Patient Questionnaire responses are less than 100. N/A is shown where the base number of responses is less than 10 during the period. % is calculated as Quantity/Base number*100

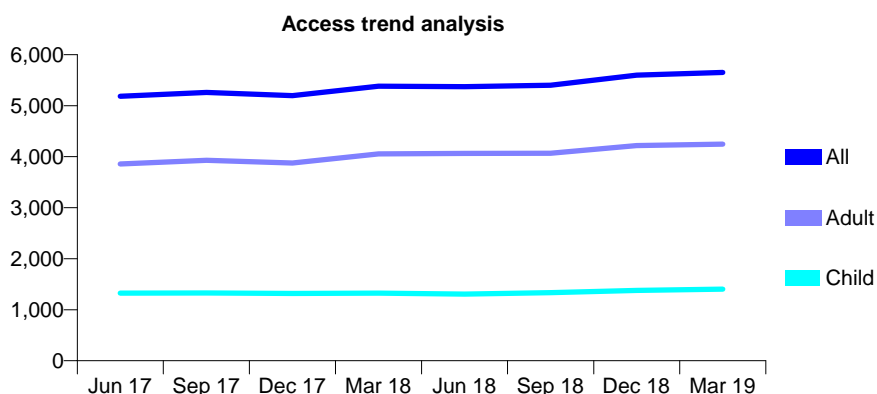
Q67 - Vital Signs At a Glance Contract Report for 183725/0001 - March 2019

Name or company name	Blackbull Road Dental Surgery
Contract type name	GDS Contract
Purpose of contract	General
Contract start date	14/01/2015
Contract end date	

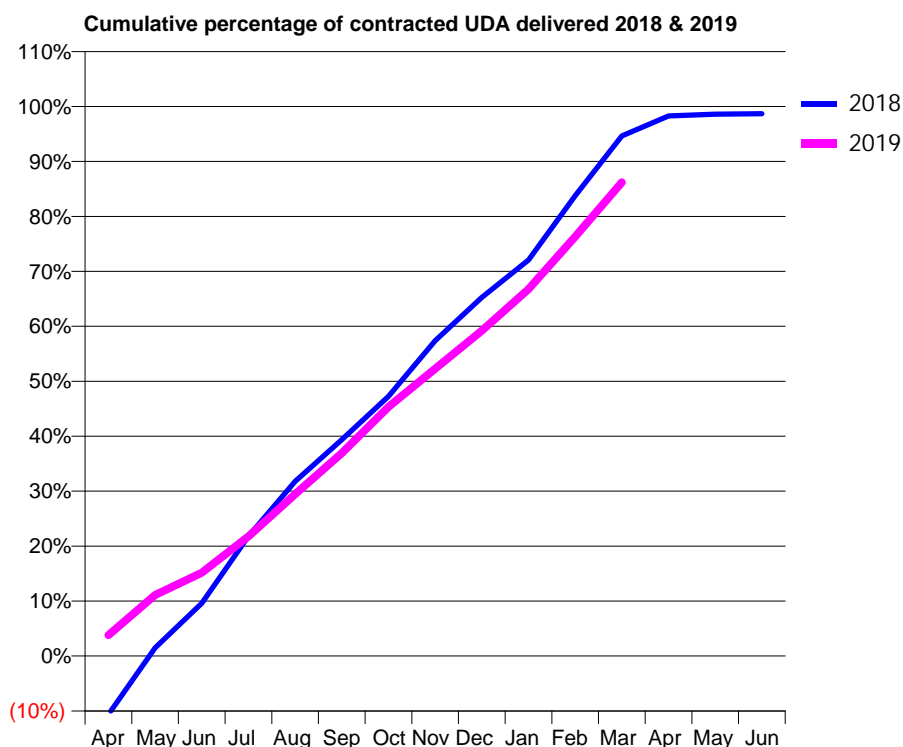
18/19 Contracted general activity (UDA)	21,020
Carry forward general activity (UDA)	239
18/19 Contracted orthodontic activity (UOA)	0
Carry forward orthodontic activity (UOA)	0
Baseline contract value	£512,537.23

ACCESS*

Patients seen in 24 months	Total	Change since previous quarter
Quarter ending March 2018	5,383	
Quarter ending June 2018	5,372	→
Quarter ending September 2018	5,400	→
Quarter ending December 2018	5,599	↑
Quarter ending March 2019	5,652	→
Variance since March 2018	5.0%	↑



ACTIVITY



Month	Adjusted Scheduled Activity (UDA)	
	2018	2019
April	-1,922	797
May	268	2,338
June	1,729	3,183
July	3,928	4,579
August	5,724	6,191
September	7,094	7,760
October	8,515	9,525
November	10,341	10,988
December	11,755	12,442
January	12,984	14,034
February	15,095	16,039
March	17,052	18,115
April	17,707	
May	17,764	
June	17,781	

QUALITY

	Quantity	Base Number	Contract	AT	Region	England
% of FP17s for the same patient ID Re-attending within 3 months - Children	125	1,576	7.9%	11.4%	11.3%	11.8%
% of FP17s for the same patient ID Re-attending within 3 months - Adults	653	4,384	14.9%	16.2%	15.4%	15.7%
% of FP17s for the same patient ID Re-attending between 3 & 9 months - Children	596	1,576	37.8%	55.6%	61.3%	58.9%
% of FP17s for the same patient ID Re-attending between 3 & 9 months - Adults	1,417	4,384	32.3%	48.5%	52.1%	50.8%
% of FP17s for Band 1 Urgent Courses	707	5,759	12.3%	10.1%	9.5%	9.1%
% of FP17s Relating to Free Repair or Replacements	35	5,759	0.6%	0.5%	0.6%	0.8%
% of FP17s Relating to Continuations	36	5,759	0.6%	0.7%	0.8%	0.9%
% of Patients satisfied with the dentistry they have received	6	6	N/A	90.9%	92.4%	92.5%
% of Patients satisfied with the time they had to wait for an appointment	6	6	N/A	86.2%	86.3%	87.0%

* This is based on patients treated on this contract for their most recent course of treatment. Figures in italics indicate the base number of FP17s or Patient Questionnaire responses are less than 100. N/A is shown where the base number of responses is less than 10 during the period. % is calculated as Quantity/Base number*100

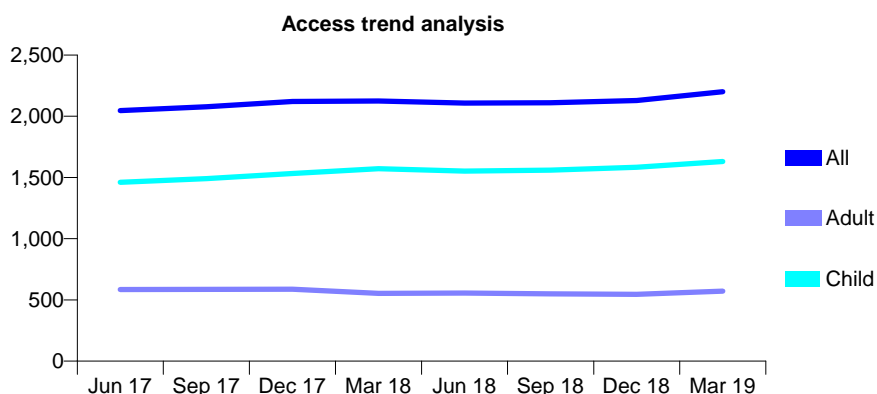
Q67 - Vital Signs At a Glance Contract Report for 186112/0001 - March 2019

Name or company name	Hoo Dental Care Ltd
Contract type name	GDS Contract
Purpose of contract	General
Contract start date	01/04/2011
Contract end date	

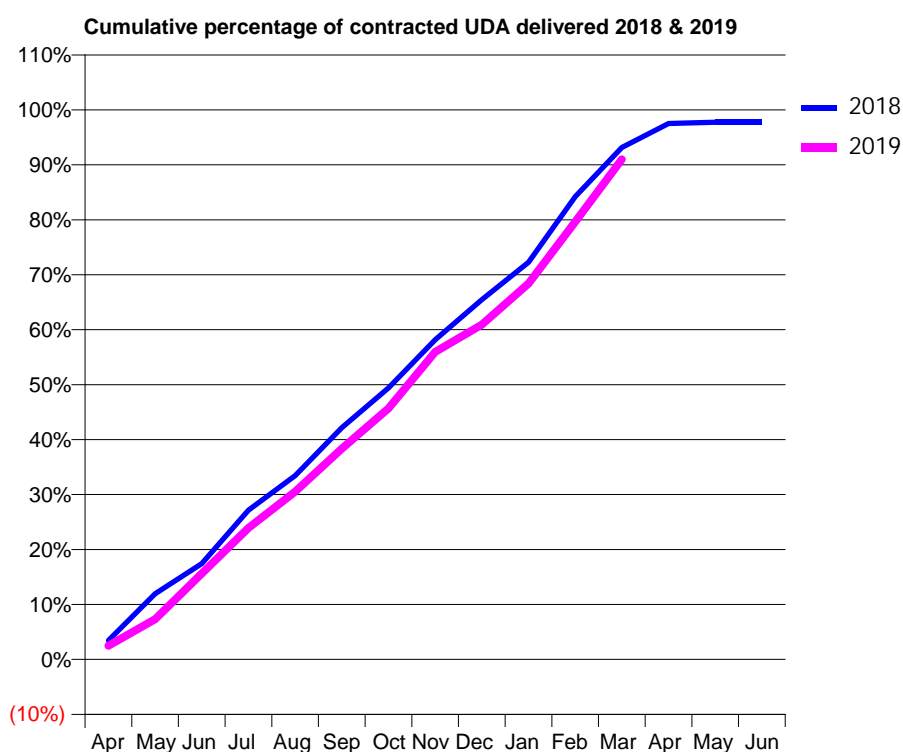
18/19 Contracted general activity (UDA)	5,487
Carry forward general activity (UDA)	124
18/19 Contracted orthodontic activity (UOA)	0
Carry forward orthodontic activity (UOA)	0
Baseline contract value	£147,401.58

ACCESS*

Patients seen in 24 months	Total	Change since previous quarter
Quarter ending March 2018	2,125	
Quarter ending June 2018	2,108	→
Quarter ending September 2018	2,111	→
Quarter ending December 2018	2,129	→
Quarter ending March 2019	2,201	↑
Variance since March 2018	3.6%	↑



ACTIVITY



Month	2018	2019
April	190	136
May	656	402
June	956	856
July	1,490	1,312
August	1,835	1,675
September	2,314	2,105
October	2,710	2,506
November	3,193	3,069
December	3,592	3,342
January	3,965	3,753
February	4,619	4,369
March	5,111	4,993
April	5,350	
May	5,362	
June	5,362	

QUALITY

	Quantity	Base Number	Contract	AT	Region	England
% of FP17s for the same patient ID Re-attending within 3 months - Children	226	2,483	9.1%	11.4%	11.3%	11.8%
% of FP17s for the same patient ID Re-attending within 3 months - Adults	90	572	15.7%	16.2%	15.4%	15.7%
% of FP17s for the same patient ID Re-attending between 3 & 9 months - Children	1,499	2,483	60.4%	55.6%	61.3%	58.9%
% of FP17s for the same patient ID Re-attending between 3 & 9 months - Adults	293	572	51.2%	48.5%	52.1%	50.8%
% of FP17s for Band 1 Urgent Courses	203	2,929	6.9%	10.1%	9.5%	9.1%
% of FP17s Relating to Free Repair or Replacements	5	2,929	0.2%	0.5%	0.6%	0.8%
% of FP17s Relating to Continuations	1	2,929	0.0%	0.7%	0.8%	0.9%
% of Patients satisfied with the dentistry they have received	1	1	N/A	90.9%	92.4%	92.5%
% of Patients satisfied with the time they had to wait for an appointment	1	1	N/A	86.2%	86.3%	87.0%

* This is based on patients treated on this contract for their most recent course of treatment. Figures in italics indicate the base number of FP17s or Patient Questionnaire responses are less than 100. N/A is shown where the base number of responses is less than 10 during the period. % is calculated as Quantity/Base number*100

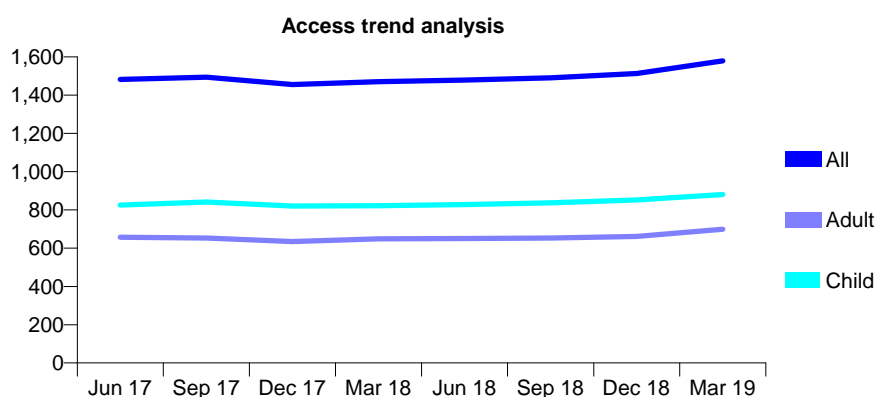
Q67 - Vital Signs At a Glance Contract Report for 192511/0001 - March 2019

Name or company name	Highstreet Medical Dental
Contract type name	GDS Contract
Purpose of contract	General
Contract start date	22/07/2012
Contract end date	

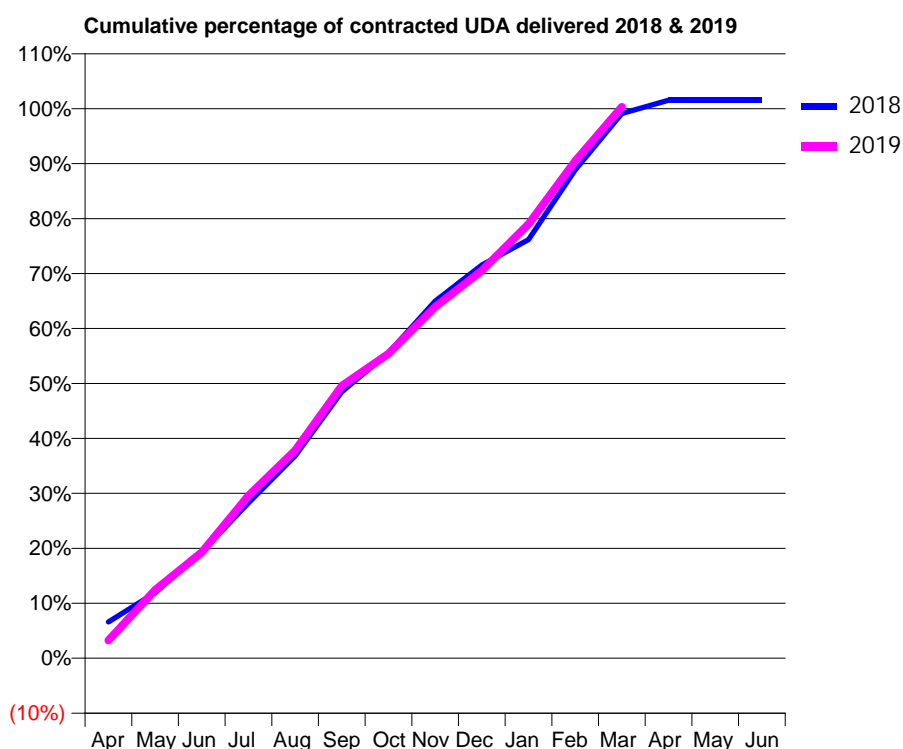
18/19 Contracted general activity (UDA)	5,107
Carry forward general activity (UDA)	0
18/19 Contracted orthodontic activity (UOA)	0
Carry forward orthodontic activity (UOA)	0
Baseline contract value	£129,824.51

ACCESS*

Patients seen in 24 months	Total	Change since previous quarter
Quarter ending March 2018	1,471	
Quarter ending June 2018	1,478	→
Quarter ending September 2018	1,490	→
Quarter ending December 2018	1,513	→
Quarter ending March 2019	1,579	↑
Variance since March 2018	7.3%	↑



ACTIVITY



Adjusted Scheduled Activity (UDA)		
Month	2018	2019
April	336	167
May	609	633
June	988	983
July	1,443	1,511
August	1,881	1,932
September	2,476	2,532
October	2,839	2,830
November	3,320	3,265
December	3,653	3,601
January	3,890	4,035
February	4,539	4,620
March	5,062	5,123
April	5,184	
May	5,184	
June	5,184	

QUALITY

	Quantity	Base Number	Contract	AT	Region	England
% of FP17s for the same patient ID Re-attending within 3 months - Children	86	1,194	7.2%	11.4%	11.3%	11.8%
% of FP17s for the same patient ID Re-attending within 3 months - Adults	89	793	11.2%	16.2%	15.4%	15.7%
% of FP17s for the same patient ID Re-attending between 3 & 9 months - Children	609	1,194	51.0%	55.6%	61.3%	58.9%
% of FP17s for the same patient ID Re-attending between 3 & 9 months - Adults	359	793	45.3%	48.5%	52.1%	50.8%
% of FP17s for Band 1 Urgent Courses	131	1,637	8.0%	10.1%	9.5%	9.1%
% of FP17s Relating to Free Repair or Replacements	0	1,637	0.0%	0.5%	0.6%	0.8%
% of FP17s Relating to Continuations	0	1,637	0.0%	0.7%	0.8%	0.9%
% of Patients satisfied with the dentistry they have received	0	0	N/A	90.9%	92.4%	92.5%
% of Patients satisfied with the time they had to wait for an appointment	0	0	N/A	86.2%	86.3%	87.0%

* This is based on patients treated on this contract for their most recent course of treatment.

Figures in italics indicate the base number of FP17s or Patient Questionnaire responses are less than 100. N/A is shown where the base number of responses is less than 10 during the period. % is calculated as Quantity/Base number*100

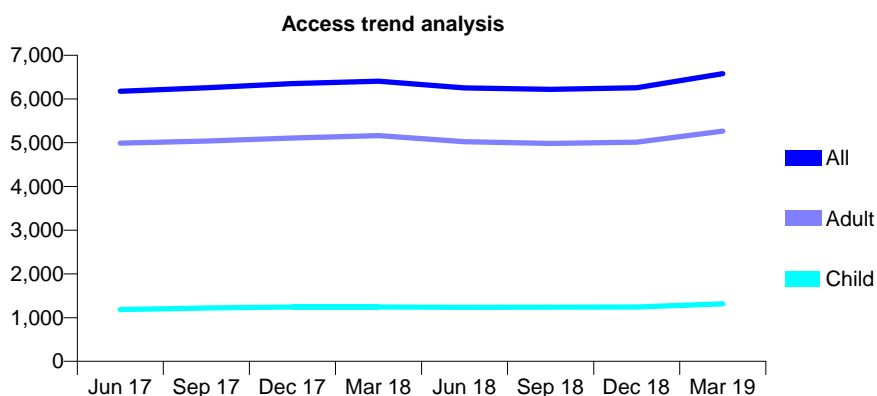
Q67 - Vital Signs At a Glance Contract Report for 193224/0001 - March 2019

Name or company name	Wyndcott Ltd
Contract type name	GDS Contract
Purpose of contract	General
Contract start date	01/04/2013
Contract end date	

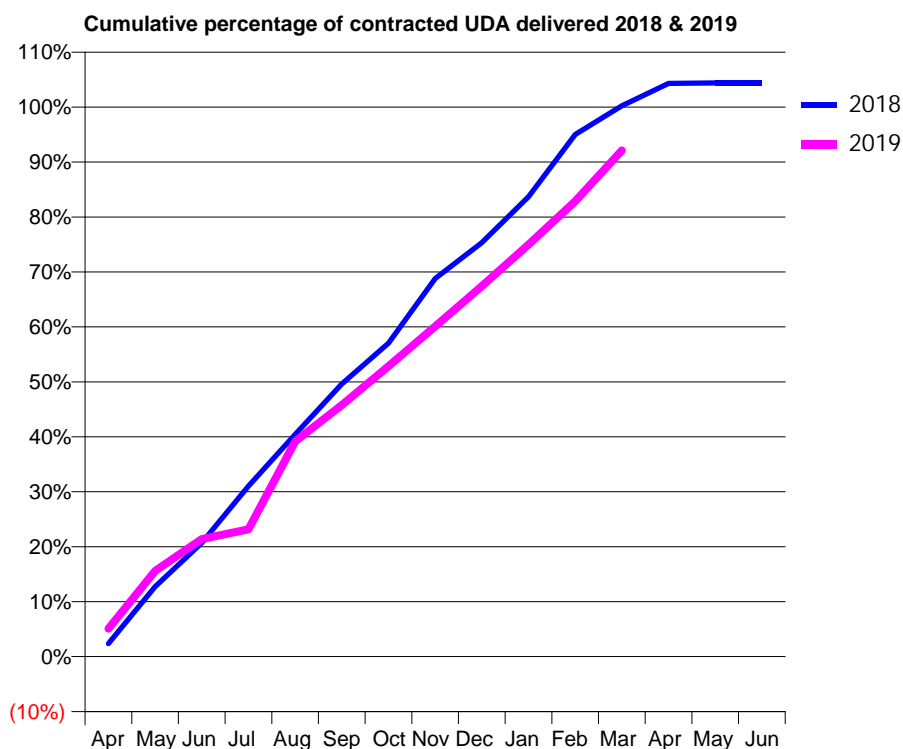
18/19 Contracted general activity (UDA)	15,384
Carry forward general activity (UDA)	0
18/19 Contracted orthodontic activity (UOA)	0
Carry forward orthodontic activity (UOA)	0
Baseline contract value	£386,833.13

ACCESS*

Patients seen in 24 months	Total	Change since previous quarter
Quarter ending March 2018	6,406	
Quarter ending June 2018	6,255	↓
Quarter ending September 2018	6,222	→
Quarter ending December 2018	6,256	→
Quarter ending March 2019	6,580	↑
Variance since March 2018	2.7%	↑



ACTIVITY



Month	Adjusted Scheduled Activity (UDA)	
	2018	2019
April	367	781
May	1,961	2,397
June	3,184	3,292
July	4,774	3,565
August	6,223	6,025
September	7,631	7,039
October	8,774	8,128
November	10,585	9,247
December	11,586	10,369
January	12,874	11,535
February	14,619	12,747
March	15,420	14,169
April	16,048	
May	16,060	
June	16,059	

QUALITY

	Quantity	Base Number	Contract	AT	Region	England
% of FP17s for the same patient ID Re-attending within 3 months - Children	126	1,886	6.7%	11.4%	11.3%	11.8%
% of FP17s for the same patient ID Re-attending within 3 months - Adults	785	7,045	11.1%	16.2%	15.4%	15.7%
% of FP17s for the same patient ID Re-attending between 3 & 9 months - Children	1,026	1,886	54.4%	55.6%	61.3%	58.9%
% of FP17s for the same patient ID Re-attending between 3 & 9 months - Adults	3,950	7,045	56.1%	48.5%	52.1%	50.8%
% of FP17s for Band 1 Urgent Courses	836	7,762	10.8%	10.1%	9.5%	9.1%
% of FP17s Relating to Free Repair or Replacements	6	7,762	0.1%	0.5%	0.6%	0.8%
% of FP17s Relating to Continuations	10	7,762	0.1%	0.7%	0.8%	0.9%
% of Patients satisfied with the dentistry they have received	3	3	N/A	90.9%	92.4%	92.5%
% of Patients satisfied with the time they had to wait for an appointment	3	3	N/A	86.2%	86.3%	87.0%

* This is based on patients treated on this contract for their most recent course of treatment. Figures in italics indicate the base number of FP17s or Patient Questionnaire responses are less than 100. N/A is shown where the base number of responses is less than 10 during the period. % is calculated as Quantity/Base number*100

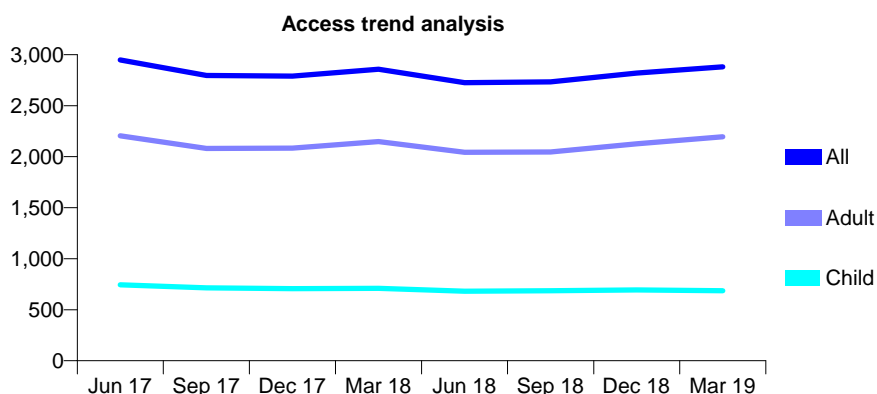
Q67 - Vital Signs At a Glance Contract Report for 195081/0001 - March 2019

Name or company name	Photay and Associates
Contract type name	GDS Contract
Purpose of contract	General
Contract start date	16/11/2013
Contract end date	

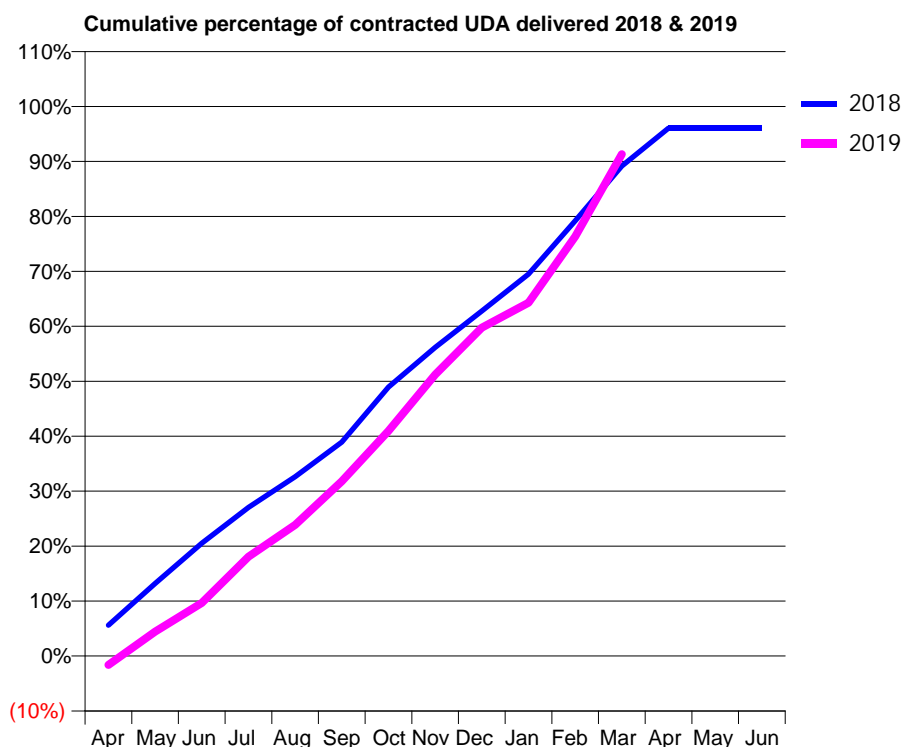
18/19 Contracted general activity (UDA)	8,016
Carry forward general activity (UDA)	315
18/19 Contracted orthodontic activity (UOA)	0
Carry forward orthodontic activity (UOA)	0
Baseline contract value	£233,492.34

ACCESS*

Patients seen in 24 months	Total	Change since previous quarter
Quarter ending March 2018	2,857	
Quarter ending June 2018	2,725	↓
Quarter ending September 2018	2,733	→
Quarter ending December 2018	2,820	↑
Quarter ending March 2019	2,881	↑
Variance since March 2018	0.8%	→



ACTIVITY



Month	Adjusted Scheduled Activity (UDA)	
	2018	2019
April	450	-132
May	1,060	357
June	1,644	773
July	2,167	1,448
August	2,614	1,912
September	3,119	2,547
October	3,922	3,284
November	4,503	4,105
December	5,032	4,789
January	5,571	5,153
February	6,348	6,121
March	7,147	7,320
April	7,700	
May	7,700	
June	7,700	

QUALITY

	Quantity	Base Number	Contract	AT	Region	England
% of FP17s for the same patient ID Re-attending within 3 months - Children	63	754	8.4%	11.4%	11.3%	11.8%
% of FP17s for the same patient ID Re-attending within 3 months - Adults	332	2,149	15.4%	16.2%	15.4%	15.7%
% of FP17s for the same patient ID Re-attending between 3 & 9 months - Children	216	754	28.6%	55.6%	61.3%	58.9%
% of FP17s for the same patient ID Re-attending between 3 & 9 months - Adults	510	2,149	23.7%	48.5%	52.1%	50.8%
% of FP17s for Band 1 Urgent Courses	564	2,741	20.6%	10.1%	9.5%	9.1%
% of FP17s Relating to Free Repair or Replacements	2	2,741	0.1%	0.5%	0.6%	0.8%
% of FP17s Relating to Continuations	37	2,741	1.3%	0.7%	0.8%	0.9%
% of Patients satisfied with the dentistry they have received	1	1	N/A	90.9%	92.4%	92.5%
% of Patients satisfied with the time they had to wait for an appointment	1	1	N/A	86.2%	86.3%	87.0%

* This is based on patients treated on this contract for their most recent course of treatment. Figures in italics indicate the base number of FP17s or Patient Questionnaire responses are less than 100. N/A is shown where the base number of responses is less than 10 during the period. % is calculated as Quantity/Base number*100

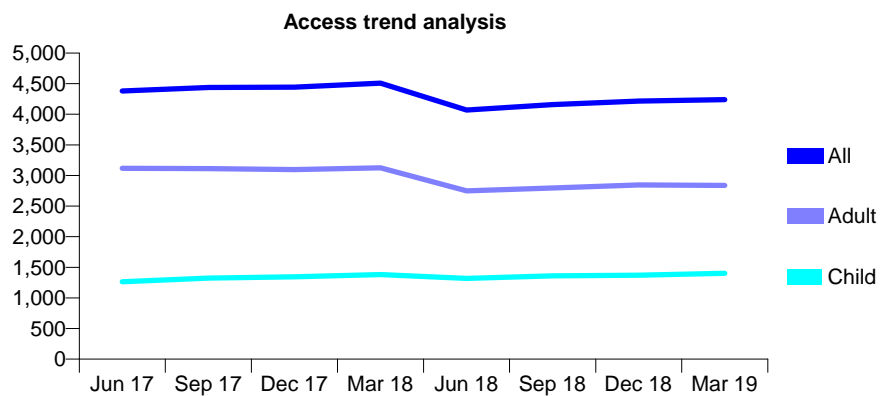
Q67 - Vital Signs At a Glance Contract Report for 195081/0002 - March 2019

Name or company name	Photay and Associates
Contract type name	GDS Contract
Purpose of contract	General
Contract start date	16/11/2013
Contract end date	

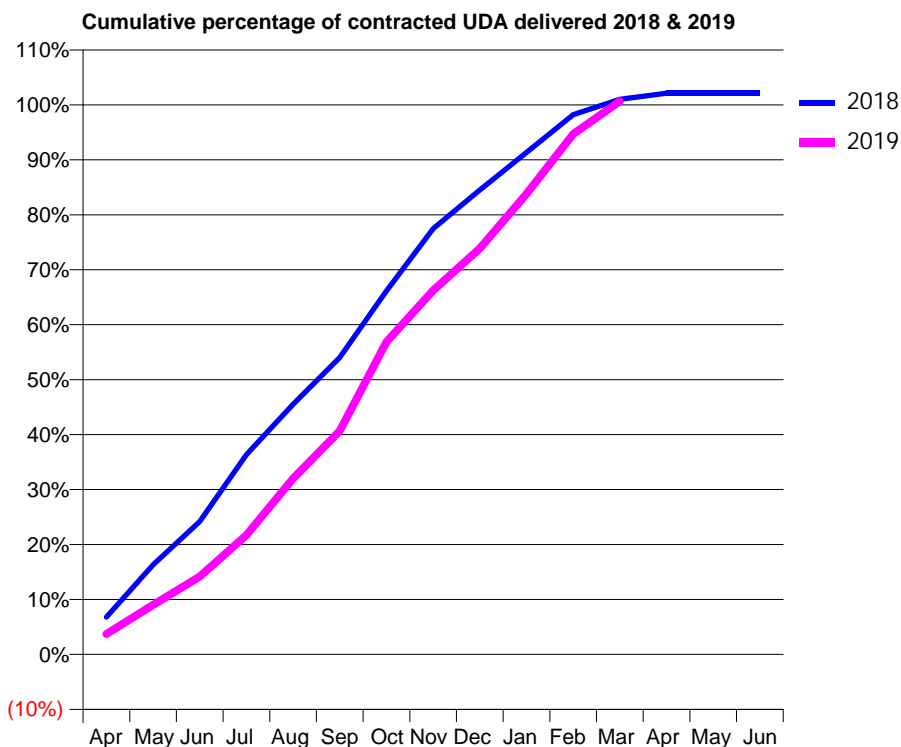
18/19 Contracted general activity (UDA)	10,027
Carry forward general activity (UDA)	0
18/19 Contracted orthodontic activity (UOA)	0
Carry forward orthodontic activity (UOA)	0
Baseline contract value	£286,794.80

ACCESS*

Patients seen in 24 months	Total	Change since previous quarter
Quarter ending March 2018	4,508	
Quarter ending June 2018	4,069	↓
Quarter ending September 2018	4,157	↑
Quarter ending December 2018	4,217	→
Quarter ending March 2019	4,239	→
Variance since March 2018	(6.0%)	↓



ACTIVITY



Month	2018	2019
April	683	373
May	1,635	904
June	2,425	1,419
July	3,647	2,177
August	4,565	3,211
September	5,418	4,078
October	6,635	5,703
November	7,768	6,641
December	8,471	7,404
January	9,161	8,402
February	9,848	9,493
March	10,128	10,093
April	10,240	
May	10,240	
June	10,240	

QUALITY

	Quantity	Base Number	Contract	AT	Region	England
% of FP17s for the same patient ID Re-attending within 3 months - Children	83	1,528	5.4%	11.4%	11.3%	11.8%
% of FP17s for the same patient ID Re-attending within 3 months - Adults	298	2,534	11.8%	16.2%	15.4%	15.7%
% of FP17s for the same patient ID Re-attending between 3 & 9 months - Children	572	1,528	37.4%	55.6%	61.3%	58.9%
% of FP17s for the same patient ID Re-attending between 3 & 9 months - Adults	737	2,534	29.1%	48.5%	52.1%	50.8%
% of FP17s for Band 1 Urgent Courses	391	3,993	9.8%	10.1%	9.5%	9.1%
% of FP17s Relating to Free Repair or Replacements	15	3,993	0.4%	0.5%	0.6%	0.8%
% of FP17s Relating to Continuations	45	3,993	1.1%	0.7%	0.8%	0.9%
% of Patients satisfied with the dentistry they have received	1	2	N/A	90.9%	92.4%	92.5%
% of Patients satisfied with the time they had to wait for an appointment	2	2	N/A	86.2%	86.3%	87.0%

* This is based on patients treated on this contract for their most recent course of treatment. Figures in italics indicate the base number of FP17s or Patient Questionnaire responses are less than 100. N/A is shown where the base number of responses is less than 10 during the period. % is calculated as Quantity/Base number*100

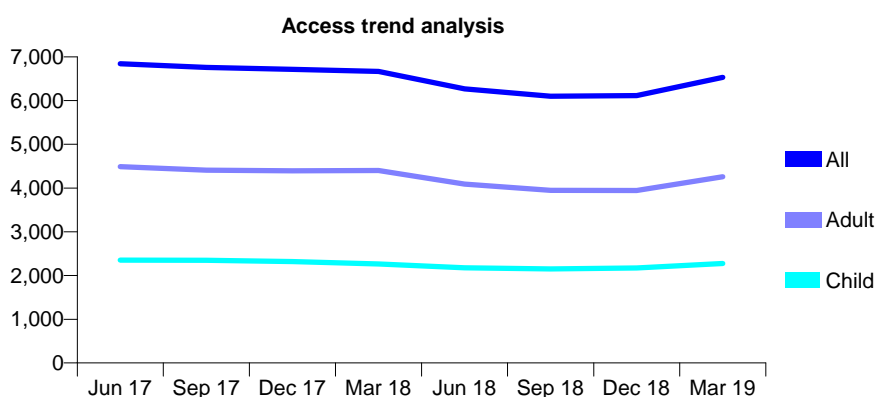
Q67 - Vital Signs At a Glance Contract Report for 195081/0003 - March 2019

Name or company name	Photay and Associates
Contract type name	GDS Contract
Purpose of contract	General
Contract start date	16/11/2013
Contract end date	

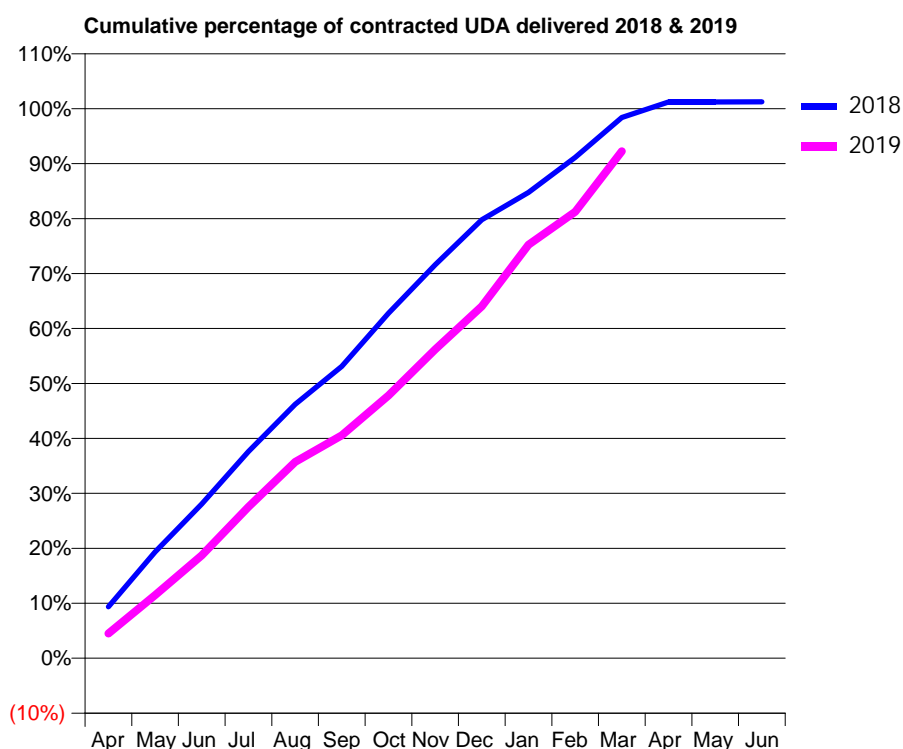
18/19 Contracted general activity (UDA)	16,891
Carry forward general activity (UDA)	0
18/19 Contracted orthodontic activity (UOA)	0
Carry forward orthodontic activity (UOA)	0
Baseline contract value	£424,717.06

ACCESS*

Patients seen in 24 months	Total	Change since previous quarter
Quarter ending March 2018	6,666	
Quarter ending June 2018	6,265	↓
Quarter ending September 2018	6,098	↓
Quarter ending December 2018	6,115	→
Quarter ending March 2019	6,532	↑
Variance since March 2018	(2.0%)	↓



ACTIVITY



Month	2018	2019
April	1,579	760
May	3,270	1,939
June	4,740	3,162
July	6,352	4,651
August	7,808	6,037
September	8,972	6,851
October	10,603	8,074
November	12,094	9,490
December	13,476	10,817
January	14,316	12,707
February	15,392	13,723
March	16,617	15,584
April	17,095	
May	17,096	
June	17,098	

QUALITY

	Quantity	Base Number	Contract	AT	Region	England
% of FP17s for the same patient ID Re-attending within 3 months - Children	216	3,036	7.1%	11.4%	11.3%	11.8%
% of FP17s for the same patient ID Re-attending within 3 months - Adults	637	4,883	13.0%	16.2%	15.4%	15.7%
% of FP17s for the same patient ID Re-attending between 3 & 9 months - Children	1,634	3,036	53.8%	55.6%	61.3%	58.9%
% of FP17s for the same patient ID Re-attending between 3 & 9 months - Adults	2,181	4,883	44.7%	48.5%	52.1%	50.8%
% of FP17s for Band 1 Urgent Courses	588	7,720	7.6%	10.1%	9.5%	9.1%
% of FP17s Relating to Free Repair or Replacements	35	7,720	0.5%	0.5%	0.6%	0.8%
% of FP17s Relating to Continuations	121	7,720	1.6%	0.7%	0.8%	0.9%
% of Patients satisfied with the dentistry they have received	3	4	N/A	90.9%	92.4%	92.5%
% of Patients satisfied with the time they had to wait for an appointment	3	4	N/A	86.2%	86.3%	87.0%

* This is based on patients treated on this contract for their most recent course of treatment.

Figures in italics indicate the base number of FP17s or Patient Questionnaire responses are less than 100. N/A is shown where the base number of responses is less than 10 during the period. % is calculated as Quantity/Base number*100

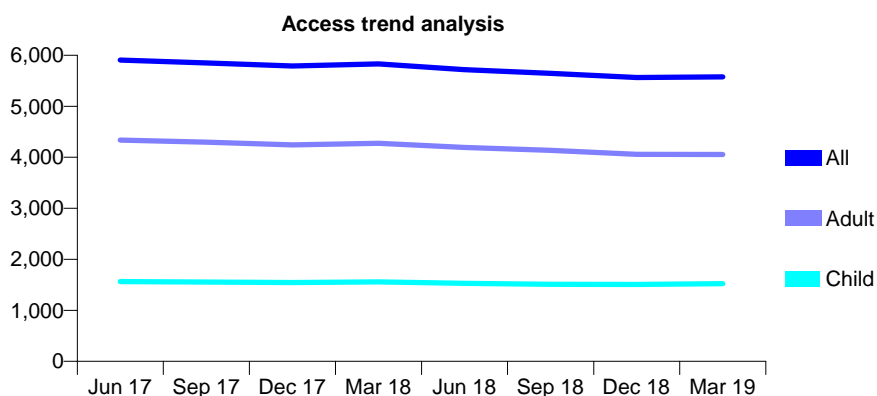
Q67 - Vital Signs At a Glance Contract Report for 196770/0001 - March 2019

Name or company name	Simply Bright
Contract type name	GDS Contract
Purpose of contract	General
Contract start date	01/06/2011
Contract end date	

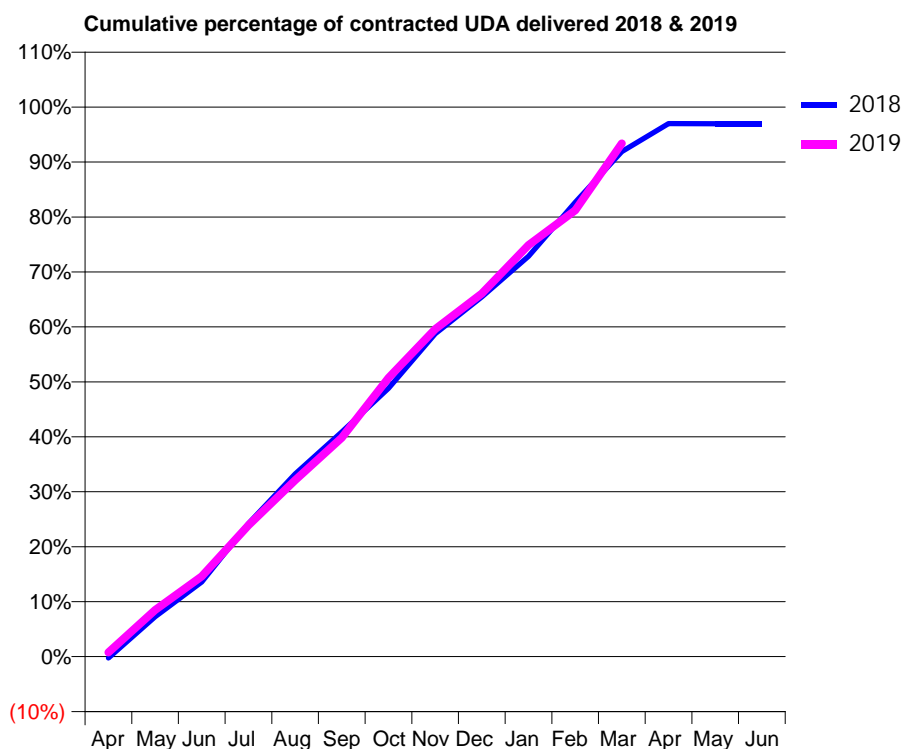
18/19 Contracted general activity (UDA)	14,148
Carry forward general activity (UDA)	432
18/19 Contracted orthodontic activity (UOA)	0
Carry forward orthodontic activity (UOA)	0
Baseline contract value	£382,865.92

ACCESS*

Patients seen in 24 months	Total	Change since previous quarter
Quarter ending March 2018	5,831	
Quarter ending June 2018	5,718	↓
Quarter ending September 2018	5,647	↓
Quarter ending December 2018	5,566	↓
Quarter ending March 2019	5,578	→
Variance since March 2018	(4.3%)	↓



ACTIVITY



Month	Adjusted Scheduled Activity (UDA)	
	2018	2019
April	-37	108
May	1,028	1,201
June	1,924	2,066
July	3,426	3,379
August	4,704	4,544
September	5,782	5,637
October	6,906	7,177
November	8,315	8,434
December	9,260	9,348
January	10,303	10,592
February	11,694	11,488
March	13,000	13,213
April	13,720	
May	13,716	
June	13,716	

QUALITY

	Quantity	Base Number	Contract	AT	Region	England
% of FP17s for the same patient ID Re-attending within 3 months - Children	169	2,632	6.4%	11.4%	11.3%	11.8%
% of FP17s for the same patient ID Re-attending within 3 months - Adults	666	5,694	11.7%	16.2%	15.4%	15.7%
% of FP17s for the same patient ID Re-attending between 3 & 9 months - Children	1,743	2,632	66.2%	55.6%	61.3%	58.9%
% of FP17s for the same patient ID Re-attending between 3 & 9 months - Adults	3,151	5,694	55.3%	48.5%	52.1%	50.8%
% of FP17s for Band 1 Urgent Courses	484	7,253	6.7%	10.1%	9.5%	9.1%
% of FP17s Relating to Free Repair or Replacements	52	7,253	0.7%	0.5%	0.6%	0.8%
% of FP17s Relating to Continuations	53	7,253	0.7%	0.7%	0.8%	0.9%
% of Patients satisfied with the dentistry they have received	1	2	N/A	90.9%	92.4%	92.5%
% of Patients satisfied with the time they had to wait for an appointment	1	2	N/A	86.2%	86.3%	87.0%

* This is based on patients treated on this contract for their most recent course of treatment. Figures in italics indicate the base number of FP17s or Patient Questionnaire responses are less than 100. N/A is shown where the base number of responses is less than 10 during the period. % is calculated as Quantity/Base number*100

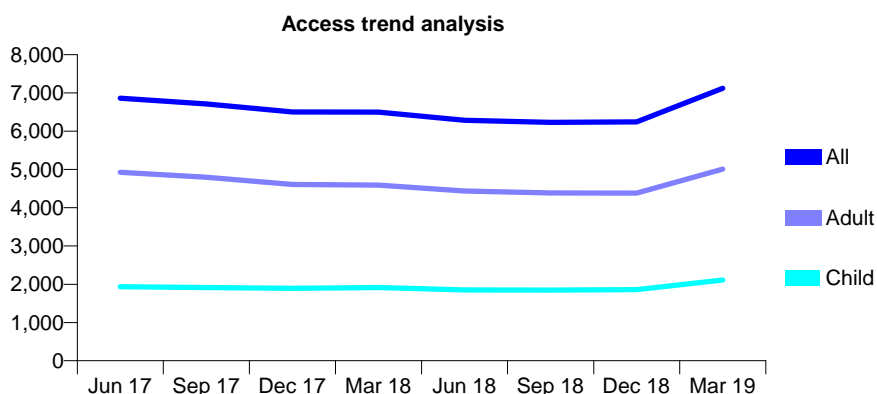
Q67 - Vital Signs At a Glance Contract Report for 196770/0002 - March 2019

Name or company name	Simply Bright
Contract type name	GDS Contract
Purpose of contract	General
Contract start date	01/06/2011
Contract end date	

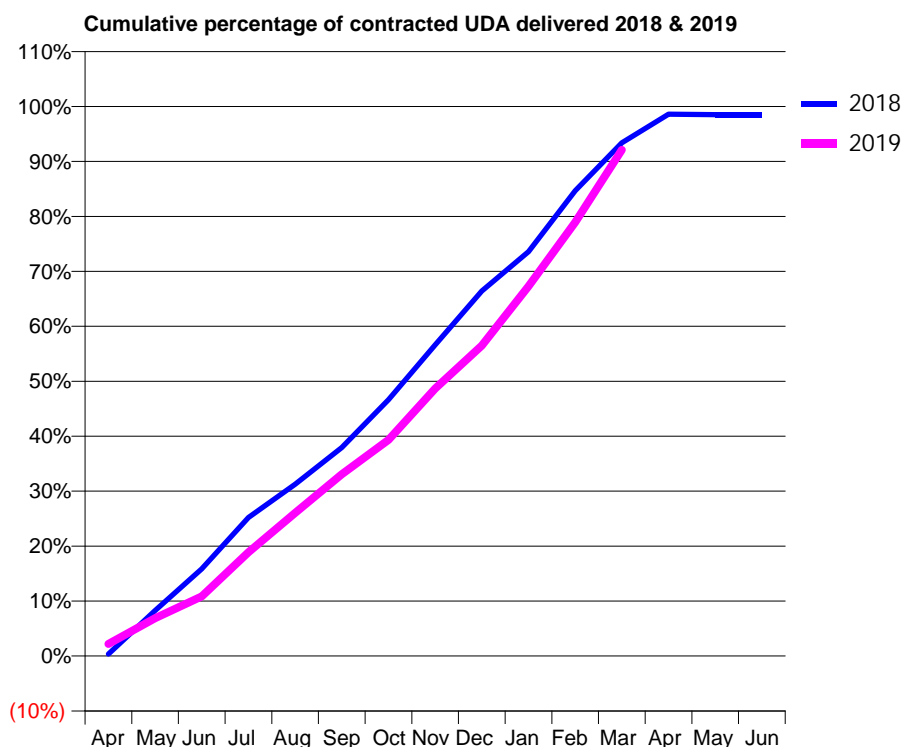
18/19 Contracted general activity (UDA)	18,000
Carry forward general activity (UDA)	269
18/19 Contracted orthodontic activity (UOA)	0
Carry forward orthodontic activity (UOA)	0
Baseline contract value	£485,999.49

ACCESS*

Patients seen in 24 months	Total	Change since previous quarter
Quarter ending March 2018	6,501	
Quarter ending June 2018	6,284	↓
Quarter ending September 2018	6,232	→
Quarter ending December 2018	6,246	→
Quarter ending March 2019	7,120	↑
Variance since March 2018	9.5%	↑



ACTIVITY



Month	Adjusted Scheduled Activity (UDA)	
	2018	2019
April	69	396
May	1,492	1,238
June	2,853	1,956
July	4,535	3,401
August	5,628	4,691
September	6,828	5,950
October	8,394	7,080
November	10,193	8,765
December	11,954	10,166
January	13,246	12,110
February	15,242	14,206
March	16,808	16,578
April	17,744	
May	17,730	
June	17,730	

QUALITY

	Quantity	Base Number	Contract	AT	Region	England
% of FP17s for the same patient ID Re-attending within 3 months - Children	110	2,533	4.3%	11.4%	11.3%	11.8%
% of FP17s for the same patient ID Re-attending within 3 months - Adults	774	5,951	13.0%	16.2%	15.4%	15.7%
% of FP17s for the same patient ID Re-attending between 3 & 9 months - Children	985	2,533	38.9%	55.6%	61.3%	58.9%
% of FP17s for the same patient ID Re-attending between 3 & 9 months - Adults	2,296	5,951	38.6%	48.5%	52.1%	50.8%
% of FP17s for Band 1 Urgent Courses	705	8,173	8.6%	10.1%	9.5%	9.1%
% of FP17s Relating to Free Repair or Replacements	61	8,173	0.7%	0.5%	0.6%	0.8%
% of FP17s Relating to Continuations	91	8,173	1.1%	0.7%	0.8%	0.9%
% of Patients satisfied with the dentistry they have received	1	1	N/A	90.9%	92.4%	92.5%
% of Patients satisfied with the time they had to wait for an appointment	1	1	N/A	86.2%	86.3%	87.0%

* This is based on patients treated on this contract for their most recent course of treatment. Figures in italics indicate the base number of FP17s or Patient Questionnaire responses are less than 100. N/A is shown where the base number of responses is less than 10 during the period. % is calculated as Quantity/Base number*100

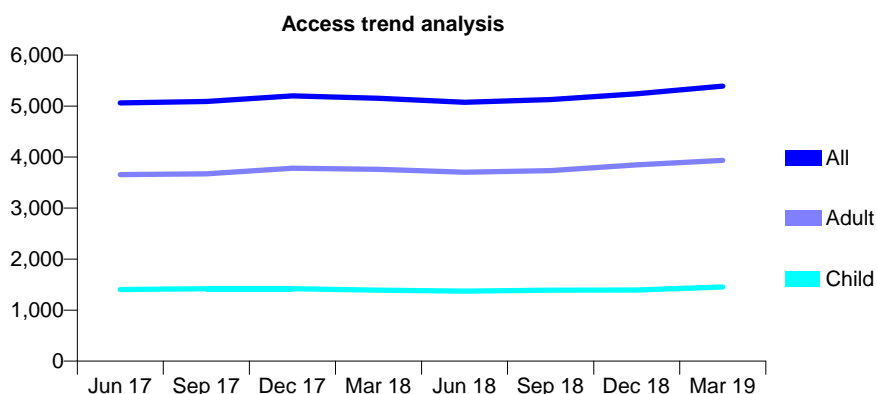
Q67 - Vital Signs At a Glance Contract Report for 196940/0001 - March 2019

Name or company name	Mazdak Eyrumlu and Azad Eyrumlu
Contract type name	GDS Contract
Purpose of contract	General
Contract start date	01/04/2013
Contract end date	

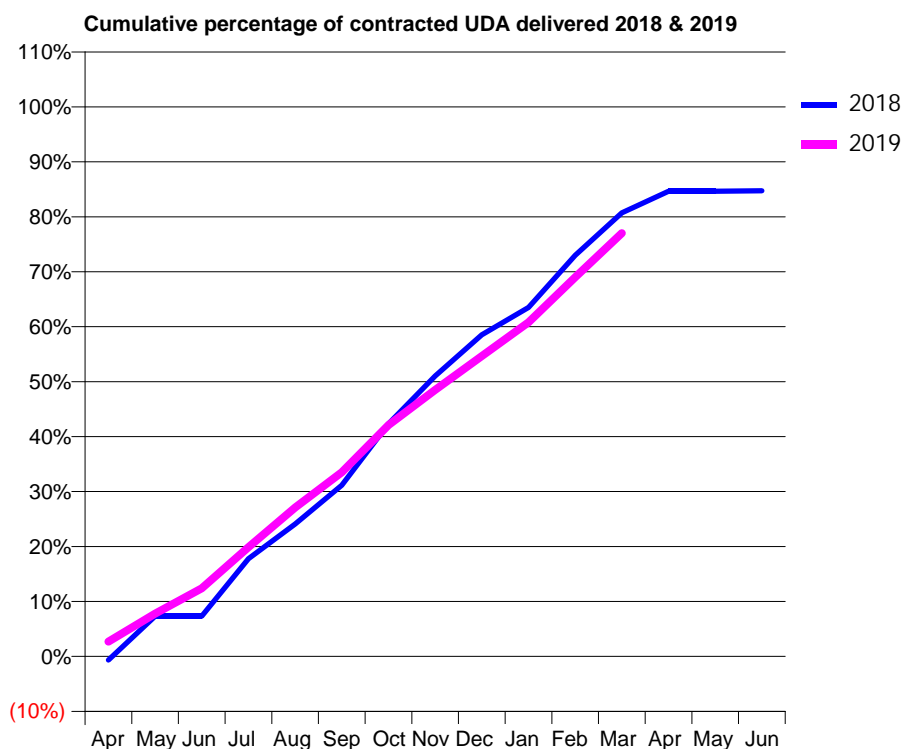
18/19 Contracted general activity (UDA)	19,344
Carry forward general activity (UDA)	0
18/19 Contracted orthodontic activity (UOA)	0
Carry forward orthodontic activity (UOA)	0
Baseline contract value	£574,919.65

ACCESS*

Patients seen in 24 months	Total	Change since previous quarter
Quarter ending March 2018	5,152	
Quarter ending June 2018	5,074	↓
Quarter ending September 2018	5,128	→
Quarter ending December 2018	5,240	↑
Quarter ending March 2019	5,391	↑
Variance since March 2018	4.6%	↑



ACTIVITY



Month	2018	2019
April	-117	523
May	1,270	1,508
June	1,270	2,396
July	3,082	3,845
August	4,180	5,241
September	5,402	6,480
October	7,341	8,141
November	8,852	9,383
December	10,150	10,575
January	11,014	11,762
February	12,661	13,348
March	13,998	14,897
April	14,682	
May	14,683	
June	14,695	

QUALITY

	Quantity	Base Number	Contract	AT	Region	England
% of FP17s for the same patient ID Re-attending within 3 months - Children	114	1,780	6.4%	11.4%	11.3%	11.8%
% of FP17s for the same patient ID Re-attending within 3 months - Adults	649	4,629	14.0%	16.2%	15.4%	15.7%
% of FP17s for the same patient ID Re-attending between 3 & 9 months - Children	711	1,780	39.9%	55.6%	61.3%	58.9%
% of FP17s for the same patient ID Re-attending between 3 & 9 months - Adults	1,762	4,629	38.1%	48.5%	52.1%	50.8%
% of FP17s for Band 1 Urgent Courses	756	6,169	12.3%	10.1%	9.5%	9.1%
% of FP17s Relating to Free Repair or Replacements	29	6,169	0.5%	0.5%	0.6%	0.8%
% of FP17s Relating to Continuations	64	6,169	1.0%	0.7%	0.8%	0.9%
% of Patients satisfied with the dentistry they have received	0	0	N/A	90.9%	92.4%	92.5%
% of Patients satisfied with the time they had to wait for an appointment	0	0	N/A	86.2%	86.3%	87.0%

* This is based on patients treated on this contract for their most recent course of treatment. Figures in italics indicate the base number of FP17s or Patient Questionnaire responses are less than 100. N/A is shown where the base number of responses is less than 10 during the period. % is calculated as Quantity/Base number*100

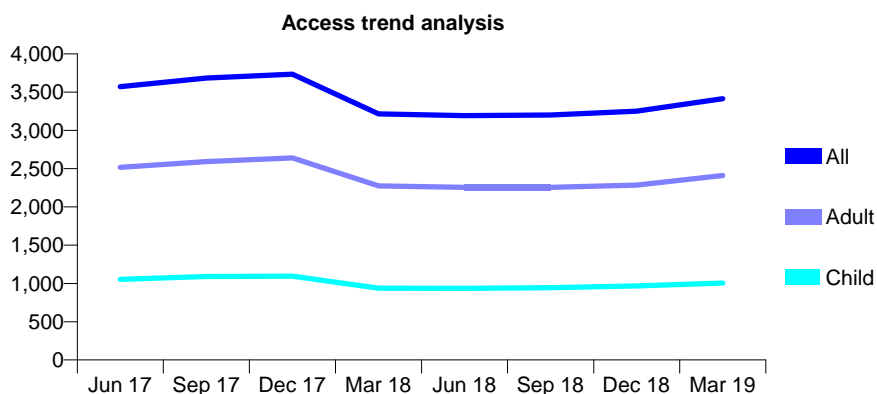
Q67 - Vital Signs At a Glance Contract Report for 196940/0002 - March 2019

Name or company name	Mazdak Eyrumlu and Azad Eyrumlu
Contract type name	GDS Contract
Purpose of contract	General
Contract start date	14/02/2014
Contract end date	

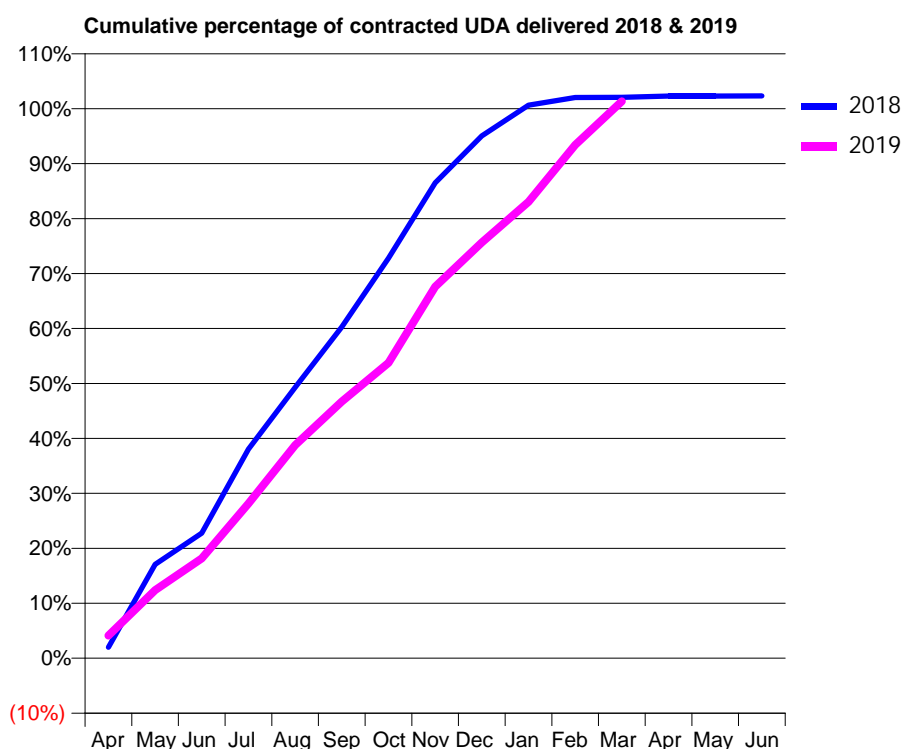
18/19 Contracted general activity (UDA)	10,620
Carry forward general activity (UDA)	0
18/19 Contracted orthodontic activity (UOA)	0
Carry forward orthodontic activity (UOA)	0
Baseline contract value	£307,385.70

ACCESS*

Patients seen in 24 months	Total	Change since previous quarter
Quarter ending March 2018	3,215	
Quarter ending June 2018	3,193	→
Quarter ending September 2018	3,200	→
Quarter ending December 2018	3,252	→
Quarter ending March 2019	3,416	↑
Variance since March 2018	6.3%	↑



ACTIVITY



Month	2018	2019
April	213	439
May	1,814	1,315
June	2,418	1,929
July	4,041	2,990
August	5,236	4,120
September	6,402	4,959
October	7,729	5,707
November	9,186	7,182
December	10,093	8,033
January	10,686	8,821
February	10,836	9,922
March	10,838	10,760
April	10,863	
May	10,863	
June	10,867	

QUALITY

	Quantity	Base Number	Contract	AT	Region	England
% of FP17s for the same patient ID Re-attending within 3 months - Children	78	1,147	6.8%	11.4%	11.3%	11.8%
% of FP17s for the same patient ID Re-attending within 3 months - Adults	408	2,522	16.2%	16.2%	15.4%	15.7%
% of FP17s for the same patient ID Re-attending between 3 & 9 months - Children	333	1,147	29.0%	55.6%	61.3%	58.9%
% of FP17s for the same patient ID Re-attending between 3 & 9 months - Adults	524	2,522	20.8%	48.5%	52.1%	50.8%
% of FP17s for Band 1 Urgent Courses	543	3,660	14.8%	10.1%	9.5%	9.1%
% of FP17s Relating to Free Repair or Replacements	6	3,660	0.2%	0.5%	0.6%	0.8%
% of FP17s Relating to Continuations	67	3,660	1.8%	0.7%	0.8%	0.9%
% of Patients satisfied with the dentistry they have received	1	1	N/A	90.9%	92.4%	92.5%
% of Patients satisfied with the time they had to wait for an appointment	1	1	N/A	86.2%	86.3%	87.0%

* This is based on patients treated on this contract for their most recent course of treatment. Figures in italics indicate the base number of FP17s or Patient Questionnaire responses are less than 100. N/A is shown where the base number of responses is less than 10 during the period. % is calculated as Quantity/Base number*100

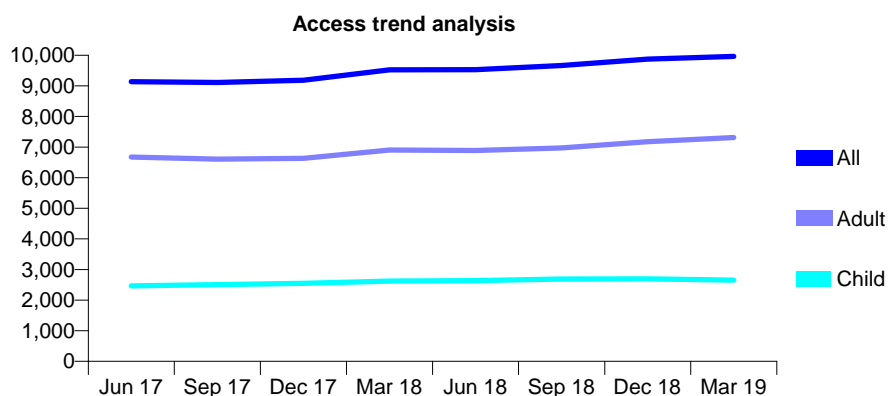
Q67 - Vital Signs At a Glance Contract Report for 199907/0001 - March 2019

Name or company name	Maidstone Dental Care Ltd
Contract type name	GDS Contract
Purpose of contract	General
Contract start date	01/06/2008
Contract end date	

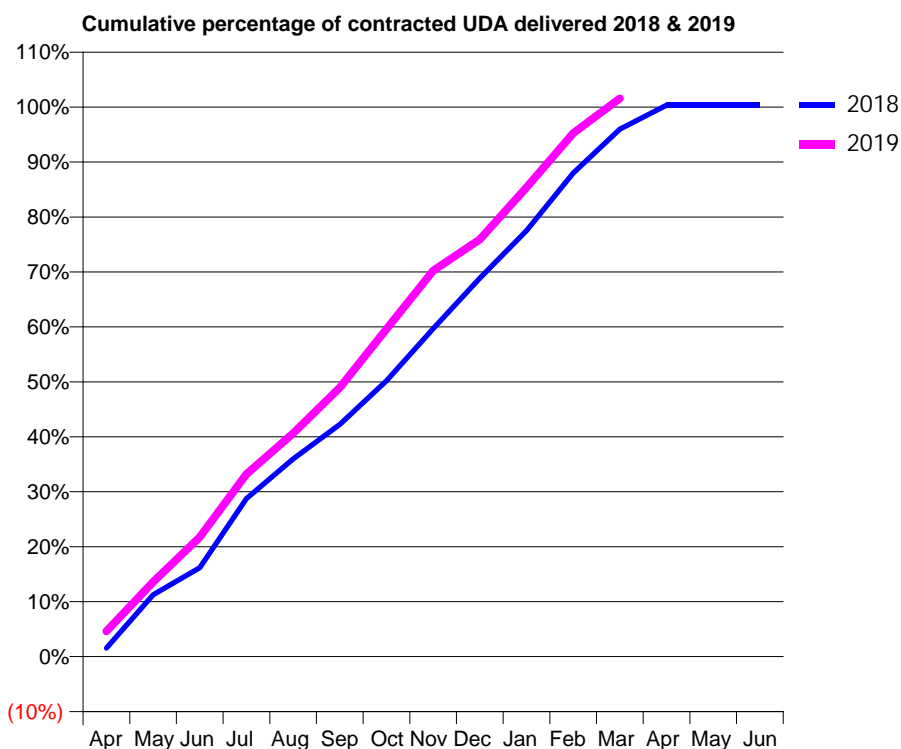
18/19 Contracted general activity (UDA)	25,840
Carry forward general activity (UDA)	0
18/19 Contracted orthodontic activity (UOA)	0
Carry forward orthodontic activity (UOA)	0
Baseline contract value	£649,735.91

ACCESS*

Patients seen in 24 months	Total	Change since previous quarter
Quarter ending March 2018	9,525	
Quarter ending June 2018	9,528	→
Quarter ending September 2018	9,666	→
Quarter ending December 2018	9,875	↑
Quarter ending March 2019	9,964	→
Variance since March 2018	4.6%	↑



ACTIVITY



Month	Adjusted Scheduled Activity (UDA)	
	2018	2019
April	403	1,196
May	2,916	3,507
June	4,182	5,621
July	7,434	8,579
August	9,295	10,497
September	10,912	12,646
October	12,969	15,400
November	15,424	18,147
December	17,795	19,612
January	20,024	22,063
February	22,739	24,609
March	24,795	26,248
April	25,923	
May	25,924	
June	25,924	

QUALITY

	Quantity	Base Number	Contract	AT	Region	England
% of FP17s for the same patient ID Re-attending within 3 months - Children	232	3,983	5.8%	11.4%	11.3%	11.8%
% of FP17s for the same patient ID Re-attending within 3 months - Adults	1,465	10,290	14.2%	16.2%	15.4%	15.7%
% of FP17s for the same patient ID Re-attending between 3 & 9 months - Children	2,457	3,983	61.7%	55.6%	61.3%	58.9%
% of FP17s for the same patient ID Re-attending between 3 & 9 months - Adults	5,241	10,290	50.9%	48.5%	52.1%	50.8%
% of FP17s for Band 1 Urgent Courses	1,467	13,685	10.7%	10.1%	9.5%	9.1%
% of FP17s Relating to Free Repair or Replacements	127	13,685	0.9%	0.5%	0.6%	0.8%
% of FP17s Relating to Continuations	130	13,685	0.9%	0.7%	0.8%	0.9%
% of Patients satisfied with the dentistry they have received	5	5	N/A	90.9%	92.4%	92.5%
% of Patients satisfied with the time they had to wait for an appointment	4	5	N/A	86.2%	86.3%	87.0%

* This is based on patients treated on this contract for their most recent course of treatment. Figures in italics indicate the base number of FP17s or Patient Questionnaire responses are less than 100. N/A is shown where the base number of responses is less than 10 during the period. % is calculated as Quantity/Base number*100

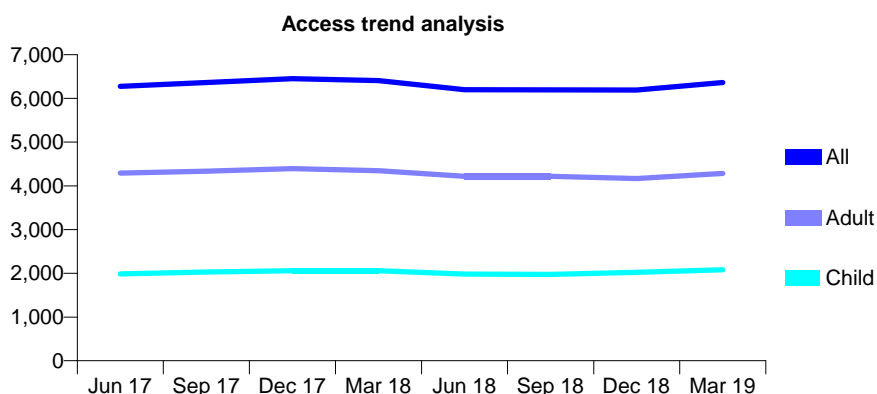
Q67 - Vital Signs At a Glance Contract Report for 203769/0002 - March 2019

Name or company name	MR CP DE LANGE
Contract type name	GDS Contract
Purpose of contract	General
Contract start date	04/04/2011
Contract end date	

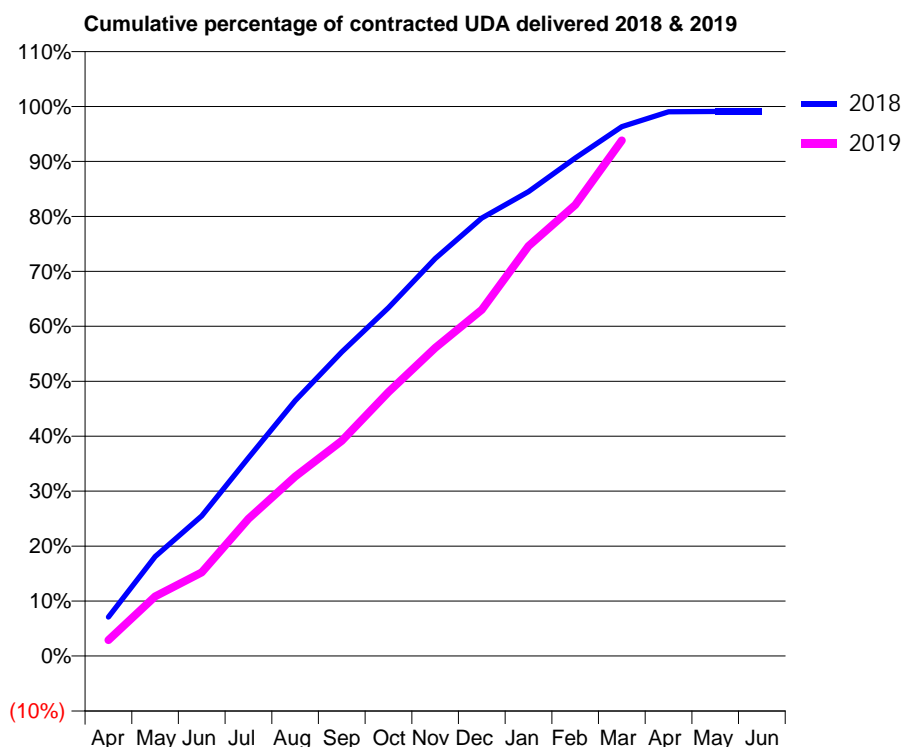
18/19 Contracted general activity (UDA)	16,998
Carry forward general activity (UDA)	153
18/19 Contracted orthodontic activity (UOA)	0
Carry forward orthodontic activity (UOA)	0
Baseline contract value	£443,276.81

ACCESS*

Patients seen in 24 months	Total	Change since previous quarter
Quarter ending March 2018	6,406	
Quarter ending June 2018	6,199	↓
Quarter ending September 2018	6,196	→
Quarter ending December 2018	6,189	→
Quarter ending March 2019	6,364	↑
Variance since March 2018	(0.7%)	→



ACTIVITY



Month	Adjusted Scheduled Activity (UDA)	
	2018	2019
April	1,208	493
May	3,080	1,845
June	4,335	2,588
July	6,132	4,247
August	7,898	5,548
September	9,403	6,656
October	10,771	8,165
November	12,293	9,529
December	13,544	10,711
January	14,362	12,683
February	15,404	13,952
March	16,373	15,946
April	16,832	
May	16,844	
June	16,844	

QUALITY

	Quantity	Base Number	Contract	AT	Region	England
% of FP17s for the same patient ID Re-attending within 3 months - Children	107	2,519	4.2%	11.4%	11.3%	11.8%
% of FP17s for the same patient ID Re-attending within 3 months - Adults	617	5,126	12.0%	16.2%	15.4%	15.7%
% of FP17s for the same patient ID Re-attending between 3 & 9 months - Children	887	2,519	35.2%	55.6%	61.3%	58.9%
% of FP17s for the same patient ID Re-attending between 3 & 9 months - Adults	1,989	5,126	38.8%	48.5%	52.1%	50.8%
% of FP17s for Band 1 Urgent Courses	875	7,433	11.8%	10.1%	9.5%	9.1%
% of FP17s Relating to Free Repair or Replacements	22	7,433	0.3%	0.5%	0.6%	0.8%
% of FP17s Relating to Continuations	23	7,433	0.3%	0.7%	0.8%	0.9%
% of Patients satisfied with the dentistry they have received	0	0	N/A	90.9%	92.4%	92.5%
% of Patients satisfied with the time they had to wait for an appointment	0	0	N/A	86.2%	86.3%	87.0%

* This is based on patients treated on this contract for their most recent course of treatment. Figures in italics indicate the base number of FP17s or Patient Questionnaire responses are less than 100. N/A is shown where the base number of responses is less than 10 during the period. % is calculated as Quantity/Base number*100

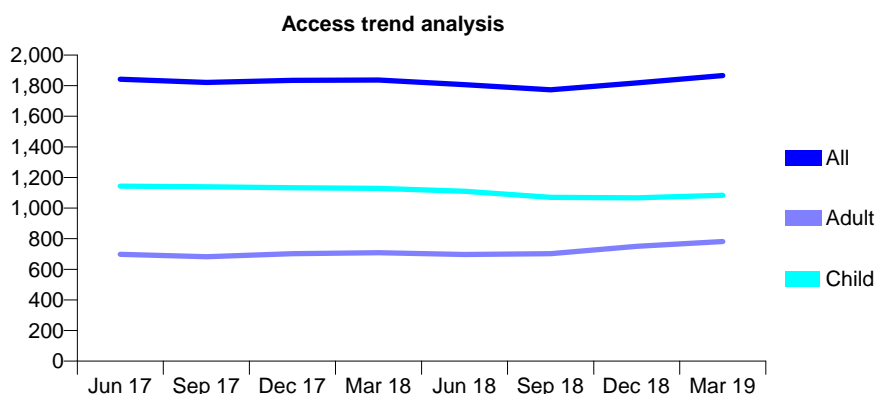
Q67 - Vital Signs At a Glance Contract Report for 205079/0003 - March 2019

Name or company name	Mr Peter Redvers Garrod and Mr Thomas F
Contract type name	GDS Contract
Purpose of contract	General
Contract start date	01/04/2010
Contract end date	

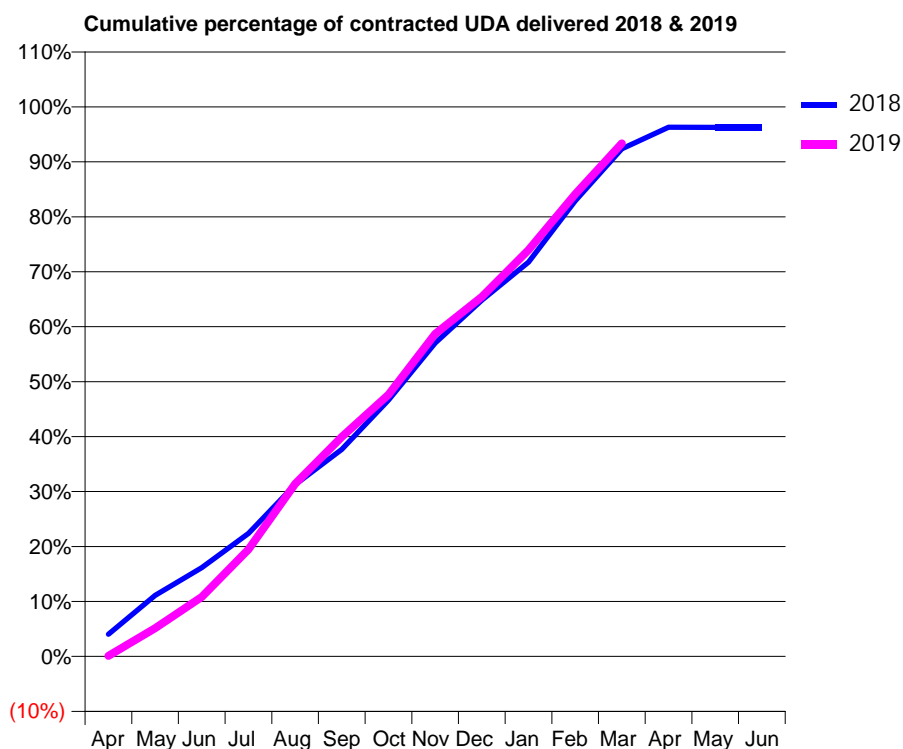
18/19 Contracted general activity (UDA)	5,871
Carry forward general activity (UDA)	219
18/19 Contracted orthodontic activity (UOA)	0
Carry forward orthodontic activity (UOA)	0
Baseline contract value	£152,106.22

ACCESS*

Patients seen in 24 months	Total	Change since previous quarter
Quarter ending March 2018	1,837	
Quarter ending June 2018	1,807	↓
Quarter ending September 2018	1,773	↓
Quarter ending December 2018	1,818	↑
Quarter ending March 2019	1,866	↑
Variance since March 2018	1.6%	→



ACTIVITY



Month	Adjusted Scheduled Activity (UDA)	
	2018	2019
April	238	6
May	652	303
June	948	636
July	1,314	1,143
August	1,836	1,845
September	2,212	2,345
October	2,738	2,796
November	3,349	3,445
December	3,804	3,841
January	4,212	4,342
February	4,868	4,938
March	5,422	5,480
April	5,654	
May	5,651	
June	5,651	

QUALITY

	Quantity	Base Number	Contract	AT	Region	England
% of FP17s for the same patient ID Re-attending within 3 months - Children	85	1,721	4.9%	11.4%	11.3%	11.8%
% of FP17s for the same patient ID Re-attending within 3 months - Adults	68	829	8.2%	16.2%	15.4%	15.7%
% of FP17s for the same patient ID Re-attending between 3 & 9 months - Children	1,238	1,721	71.9%	55.6%	61.3%	58.9%
% of FP17s for the same patient ID Re-attending between 3 & 9 months - Adults	431	829	52.0%	48.5%	52.1%	50.8%
% of FP17s for Band 1 Urgent Courses	52	2,459	2.1%	10.1%	9.5%	9.1%
% of FP17s Relating to Free Repair or Replacements	0	2,459	0.0%	0.5%	0.6%	0.8%
% of FP17s Relating to Continuations	0	2,459	0.0%	0.7%	0.8%	0.9%
% of Patients satisfied with the dentistry they have received	1	1	N/A	90.9%	92.4%	92.5%
% of Patients satisfied with the time they had to wait for an appointment	1	1	N/A	86.2%	86.3%	87.0%

* This is based on patients treated on this contract for their most recent course of treatment. Figures in italics indicate the base number of FP17s or Patient Questionnaire responses are less than 100. N/A is shown where the base number of responses is less than 10 during the period. % is calculated as Quantity/Base number*100

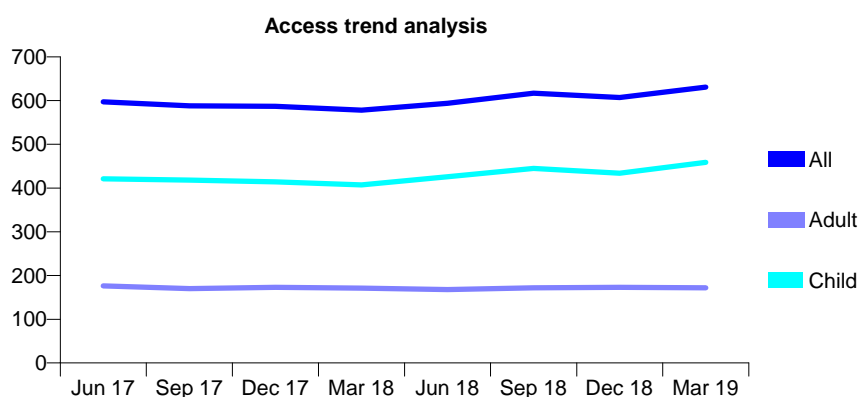
Q67 - Vital Signs At a Glance Contract Report for 210021/0001 - March 2019

Name or company name	MR PK DOWNES
Contract type name	GDS Contract
Purpose of contract	General and Orthodontic
Contract start date	01/04/2006
Contract end date	

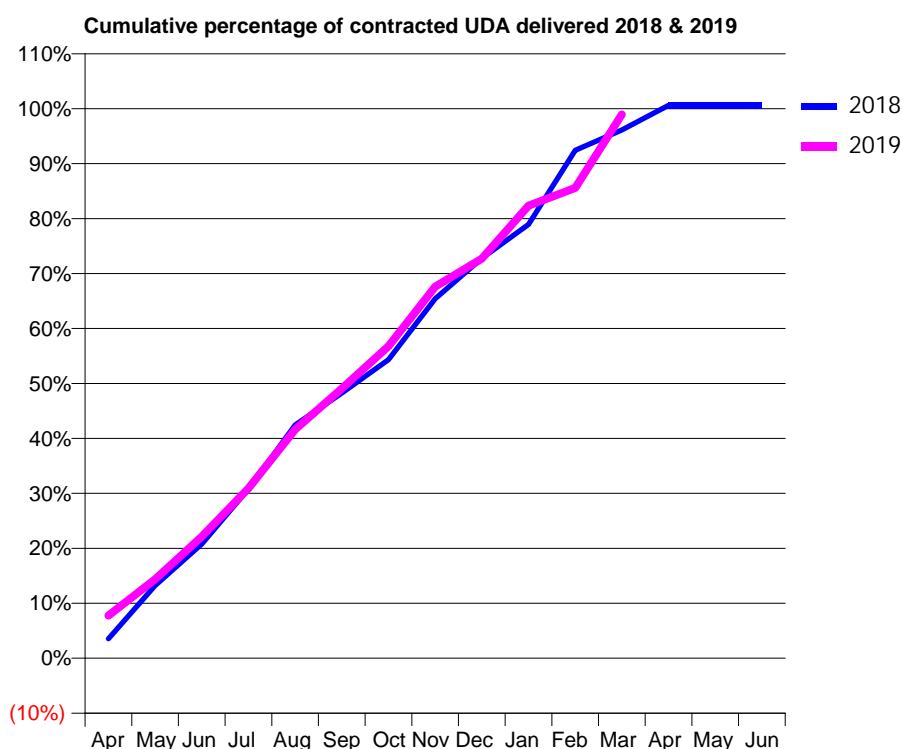
18/19 Contracted general activity (UDA)	1,025
Carry forward general activity (UDA)	0
18/19 Contracted orthodontic activity (UOA)	0
Carry forward orthodontic activity (UOA)	0
Baseline contract value	£27,850.52

ACCESS*

Patients seen in 24 months	Total	Change since previous quarter
Quarter ending March 2018	578	
Quarter ending June 2018	594	↑
Quarter ending September 2018	617	↑
Quarter ending December 2018	607	↓
Quarter ending March 2019	631	↑
Variance since March 2018	9.2%	↑



ACTIVITY



Month	2018	2019
April	36	79
May	136	147
June	213	227
July	316	317
August	435	427
September	495	503
October	557	582
November	671	693
December	746	745
January	809	844
February	947	877
March	985	1,014
April	1,031	
May	1,031	
June	1,031	

QUALITY

	Quantity	Base Number	Contract	AT	Region	England
% of FP17s for the same patient ID Re-attending within 3 months - Children	65	737	8.8%	11.4%	11.3%	11.8%
% of FP17s for the same patient ID Re-attending within 3 months - Adults	16	163	9.8%	16.2%	15.4%	15.7%
% of FP17s for the same patient ID Re-attending between 3 & 9 months - Children	415	737	56.3%	55.6%	61.3%	58.9%
% of FP17s for the same patient ID Re-attending between 3 & 9 months - Adults	92	163	56.4%	48.5%	52.1%	50.8%
% of FP17s for Band 1 Urgent Courses	56	860	6.5%	10.1%	9.5%	9.1%
% of FP17s Relating to Free Repair or Replacements	0	860	0.0%	0.5%	0.6%	0.8%
% of FP17s Relating to Continuations	0	860	0.0%	0.7%	0.8%	0.9%
% of Patients satisfied with the dentistry they have received	0	0	N/A	90.9%	92.4%	92.5%
% of Patients satisfied with the time they had to wait for an appointment	0	0	N/A	86.2%	86.3%	87.0%

* This is based on patients treated on this contract for their most recent course of treatment.

Figures in italics indicate the base number of FP17s or Patient Questionnaire responses are less than 100. N/A is shown where the base number of responses is less than 10 during the period. % is calculated as Quantity/Base number*100

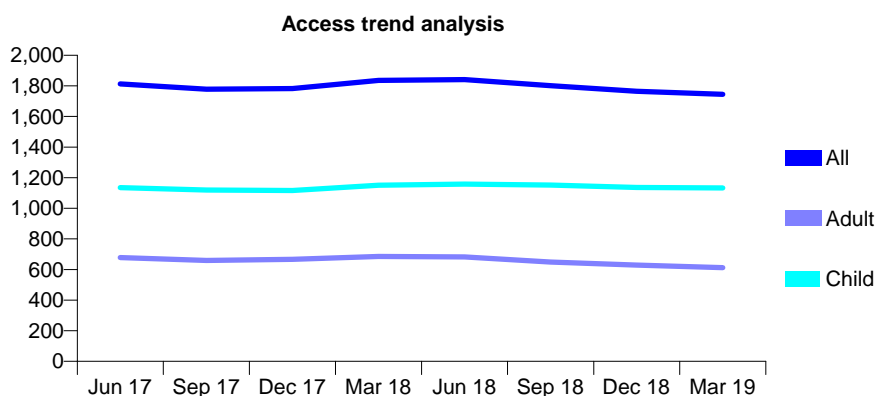
Q67 - Vital Signs At a Glance Contract Report for 210307/0001 - March 2019

Name or company name	Mr Huw Winstone and Mrs Katharine Winstone
Contract type name	GDS Contract
Purpose of contract	General
Contract start date	01/04/2006
Contract end date	

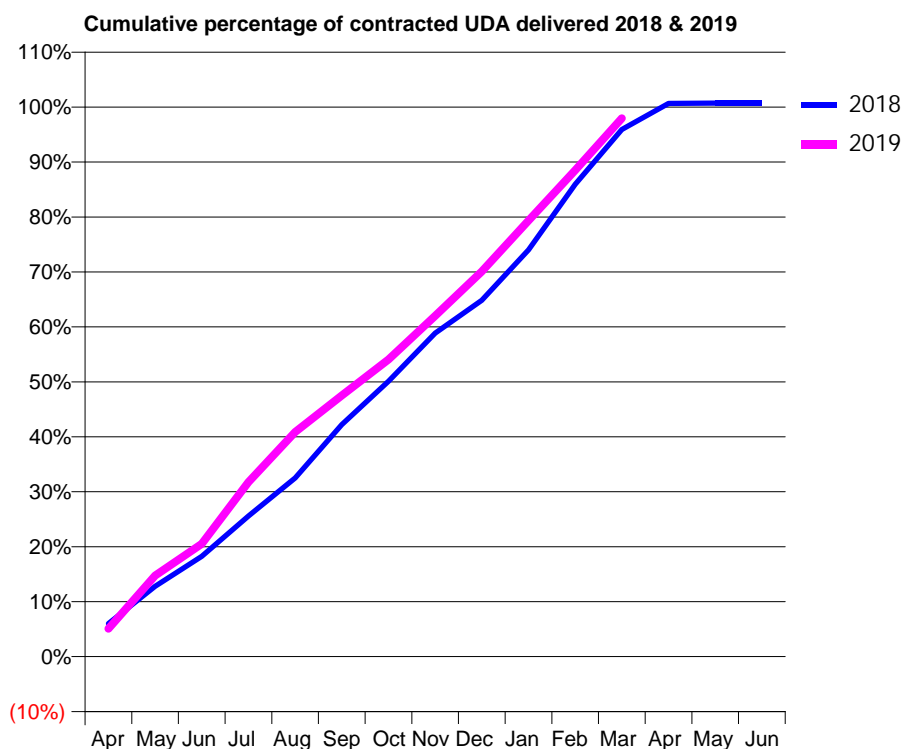
18/19 Contracted general activity (UDA)	4,664
Carry forward general activity (UDA)	0
18/19 Contracted orthodontic activity (UOA)	0
Carry forward orthodontic activity (UOA)	0
Baseline contract value	£117,274.32

ACCESS*

Patients seen in 24 months	Total	Change since previous quarter
Quarter ending March 2018	1,836	
Quarter ending June 2018	1,841	→
Quarter ending September 2018	1,801	↓
Quarter ending December 2018	1,765	↓
Quarter ending March 2019	1,745	↓
Variance since March 2018	(5.0%)	↓



ACTIVITY



Month	Adjusted Scheduled Activity (UDA)	
	2018	2019
April	281	237
May	597	688
June	850	957
July	1,193	1,481
August	1,517	1,907
September	1,969	2,216
October	2,337	2,521
November	2,746	2,893
December	3,025	3,268
January	3,453	3,701
February	4,008	4,129
March	4,473	4,568
April	4,694	
May	4,697	
June	4,697	

QUALITY

	Quantity	Base Number	Contract	AT	Region	England
% of FP17s for the same patient ID Re-attending within 3 months - Children	170	1,851	9.2%	11.4%	11.3%	11.8%
% of FP17s for the same patient ID Re-attending within 3 months - Adults	111	684	16.2%	16.2%	15.4%	15.7%
% of FP17s for the same patient ID Re-attending between 3 & 9 months - Children	1,205	1,851	65.1%	55.6%	61.3%	58.9%
% of FP17s for the same patient ID Re-attending between 3 & 9 months - Adults	379	684	55.4%	48.5%	52.1%	50.8%
% of FP17s for Band 1 Urgent Courses	121	2,442	5.0%	10.1%	9.5%	9.1%
% of FP17s Relating to Free Repair or Replacements	1	2,442	0.0%	0.5%	0.6%	0.8%
% of FP17s Relating to Continuations	2	2,442	0.1%	0.7%	0.8%	0.9%
% of Patients satisfied with the dentistry they have received	1	1	N/A	90.9%	92.4%	92.5%
% of Patients satisfied with the time they had to wait for an appointment	1	1	N/A	86.2%	86.3%	87.0%

* This is based on patients treated on this contract for their most recent course of treatment. Figures in italics indicate the base number of FP17s or Patient Questionnaire responses are less than 100. N/A is shown where the base number of responses is less than 10 during the period. % is calculated as Quantity/Base number*100

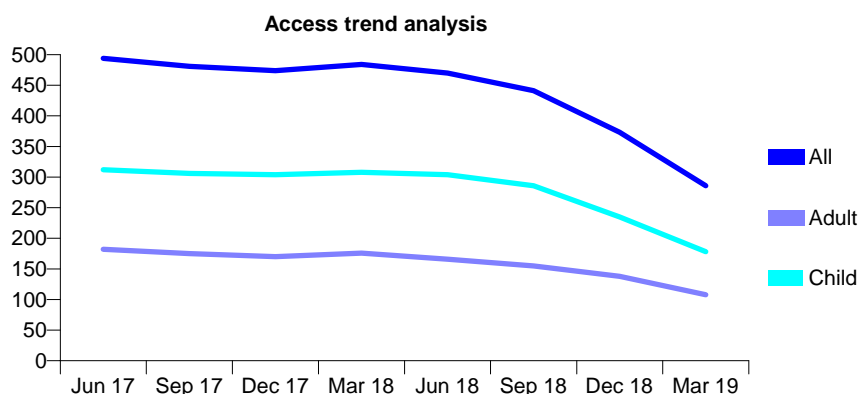
Q67 - Vital Signs At a Glance Contract Report for 219835/0001 - March 2019

Name or company name	MISS JJ HOGAN
Contract type name	GDS Contract
Purpose of contract	General
Contract start date	01/04/2006
Contract end date	31/08/2018

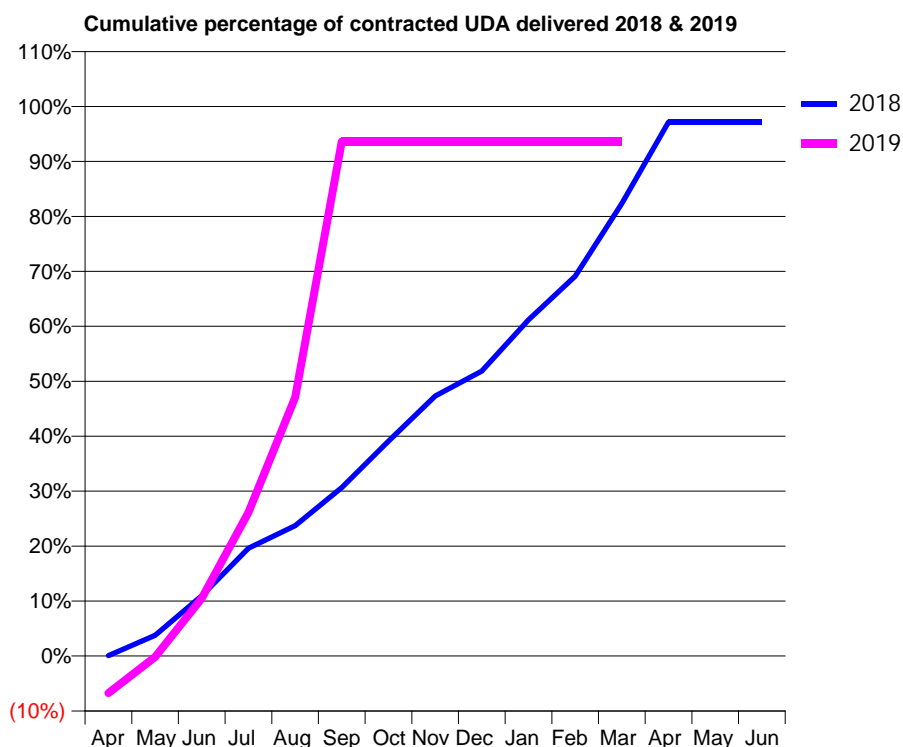
18/19 Contracted general activity (UDA)	533
Carry forward general activity (UDA)	36
18/19 Contracted orthodontic activity (UOA)	0
Carry forward orthodontic activity (UOA)	0
Baseline contract value	£12,191.37

ACCESS*

Patients seen in 24 months	Total	Change since previous quarter
Quarter ending March 2018	484	
Quarter ending June 2018	470	↓
Quarter ending September 2018	441	↓
Quarter ending December 2018	373	↓
Quarter ending March 2019	286	↓
Variance since March 2018	(40.9%)	↓



ACTIVITY



Month	Adjusted Scheduled Activity (UDA)	
	2018	2019
April	1	-36
May	48	-1
June	140	56
July	251	139
August	304	251
September	392	499
October	501	499
November	606	499
December	664	499
January	783	499
February	885	499
March	1,054	499
April	1,243	
May	1,243	
June	1,243	

QUALITY

	Quantity	Base Number	Contract	AT	Region	England
% of FP17s for the same patient ID Re-attending within 3 months - Children	24	261	9.2%	11.4%	11.3%	11.8%
% of FP17s for the same patient ID Re-attending within 3 months - Adults	17	122	13.9%	16.2%	15.4%	15.7%
% of FP17s for the same patient ID Re-attending between 3 & 9 months - Children	125	261	47.9%	55.6%	61.3%	58.9%
% of FP17s for the same patient ID Re-attending between 3 & 9 months - Adults	75	122	61.5%	48.5%	52.1%	50.8%
% of FP17s for Band 1 Urgent Courses	5	305	1.6%	10.1%	9.5%	9.1%
% of FP17s Relating to Free Repair or Replacements	0	305	0.0%	0.5%	0.6%	0.8%
% of FP17s Relating to Continuations	0	305	0.0%	0.7%	0.8%	0.9%
% of Patients satisfied with the dentistry they have received	1	1	N/A	90.9%	92.4%	92.5%
% of Patients satisfied with the time they had to wait for an appointment	1	1	N/A	86.2%	86.3%	87.0%

* This is based on patients treated on this contract for their most recent course of treatment. Figures in italics indicate the base number of FP17s or Patient Questionnaire responses are less than 100. N/A is shown where the base number of responses is less than 10 during the period. % is calculated as Quantity/Base number*100

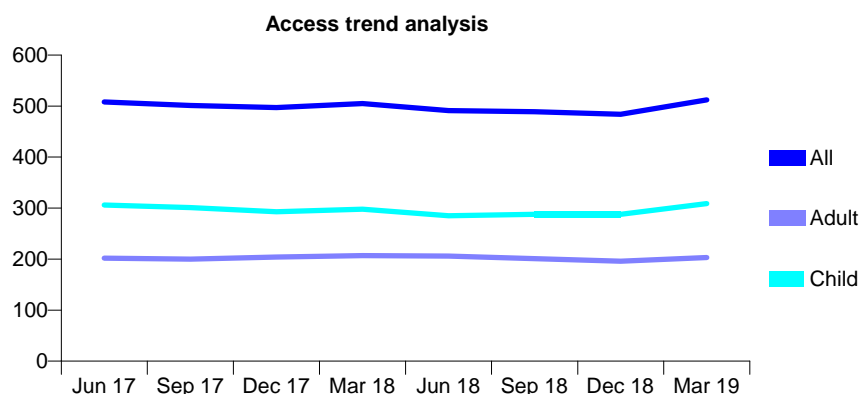
Q67 - Vital Signs At a Glance Contract Report for 219924/0001 - March 2019

Name or company name	Frahill Murch
Contract type name	GDS Contract
Purpose of contract	General
Contract start date	01/04/2006
Contract end date	

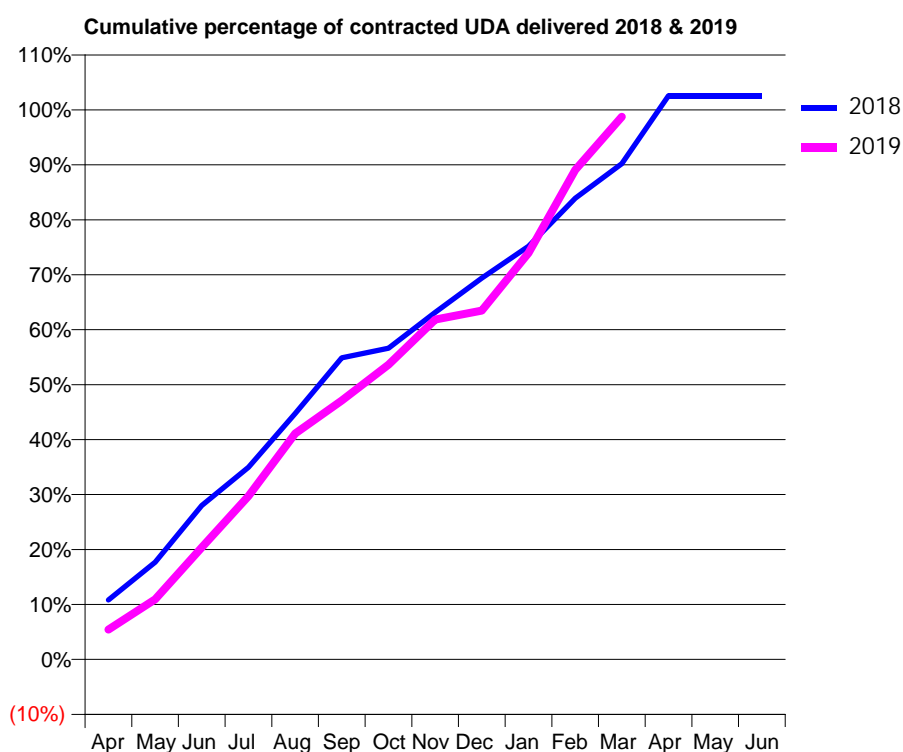
18/19 Contracted general activity (UDA)	1,047
Carry forward general activity (UDA)	0
18/19 Contracted orthodontic activity (UOA)	0
Carry forward orthodontic activity (UOA)	0
Baseline contract value	£26,326.37

ACCESS*

Patients seen in 24 months	Total	Change since previous quarter
Quarter ending March 2018	505	
Quarter ending June 2018	491	↓
Quarter ending September 2018	489	→
Quarter ending December 2018	484	↓
Quarter ending March 2019	512	↑
Variance since March 2018	1.4%	→



ACTIVITY



Month	Adjusted Scheduled Activity (UDA)	
	2018	2019
April	113	57
May	185	114
June	293	213
July	366	311
August	468	430
September	575	493
October	593	561
November	661	648
December	727	665
January	787	774
February	878	933
March	945	1,034
April	1,074	
May	1,074	
June	1,074	

QUALITY

	Quantity	Base Number	Contract	AT	Region	England
% of FP17s for the same patient ID Re-attending within 3 months - Children	30	434	6.9%	11.4%	11.3%	11.8%
% of FP17s for the same patient ID Re-attending within 3 months - Adults	20	199	10.1%	16.2%	15.4%	15.7%
% of FP17s for the same patient ID Re-attending between 3 & 9 months - Children	248	434	57.1%	55.6%	61.3%	58.9%
% of FP17s for the same patient ID Re-attending between 3 & 9 months - Adults	71	199	35.7%	48.5%	52.1%	50.8%
% of FP17s for Band 1 Urgent Courses	34	592	5.7%	10.1%	9.5%	9.1%
% of FP17s Relating to Free Repair or Replacements	0	592	0.0%	0.5%	0.6%	0.8%
% of FP17s Relating to Continuations	0	592	0.0%	0.7%	0.8%	0.9%
% of Patients satisfied with the dentistry they have received	0	0	N/A	90.9%	92.4%	92.5%
% of Patients satisfied with the time they had to wait for an appointment	0	0	N/A	86.2%	86.3%	87.0%

* This is based on patients treated on this contract for their most recent course of treatment. Figures in italics indicate the base number of FP17s or Patient Questionnaire responses are less than 100. N/A is shown where the base number of responses is less than 10 during the period. % is calculated as Quantity/Base number*100

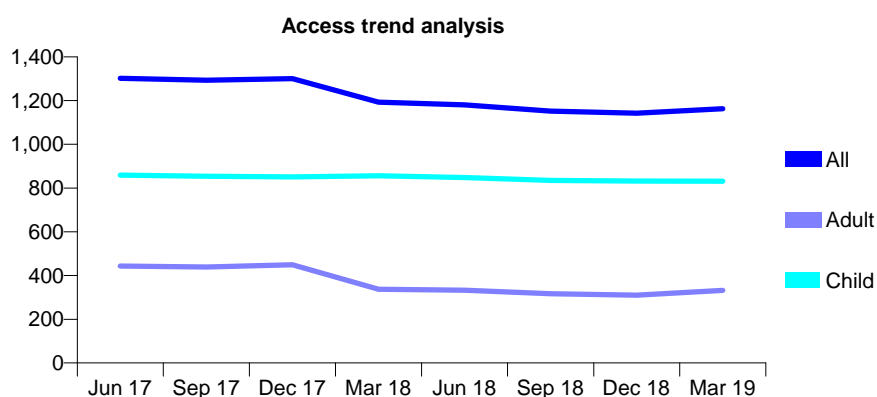
Q67 - Vital Signs At a Glance Contract Report for 221503/0001 - March 2019

Name or company name	MR UL PERERA
Contract type name	GDS Contract
Purpose of contract	General
Contract start date	01/04/2006
Contract end date	

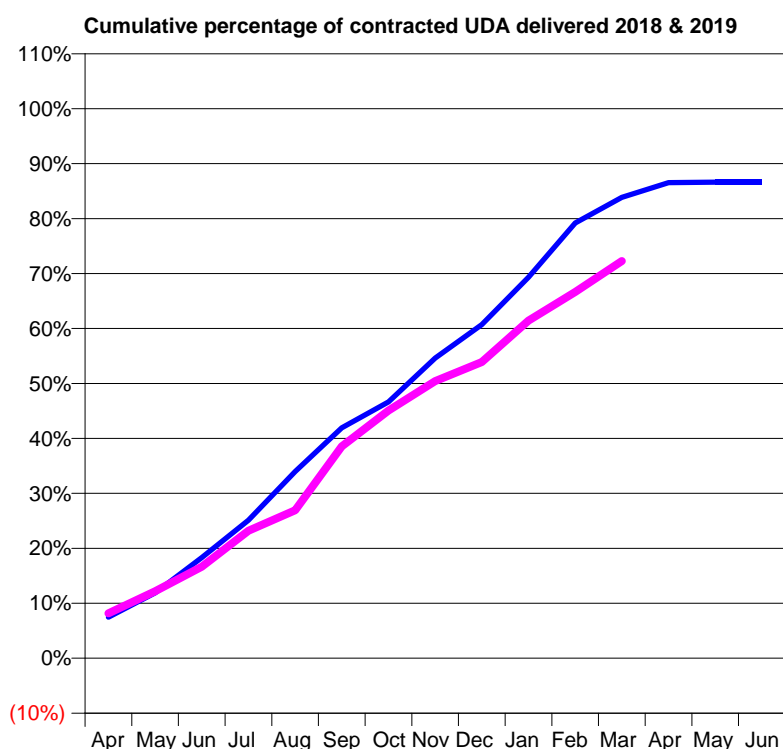
18/19 Contracted general activity (UDA)	4,054
Carry forward general activity (UDA)	0
18/19 Contracted orthodontic activity (UOA)	0
Carry forward orthodontic activity (UOA)	0
Baseline contract value	£101,936.12

ACCESS*

Patients seen in 24 months	Total	Change since previous quarter
Quarter ending March 2018	1,193	
Quarter ending June 2018	1,181	↓
Quarter ending September 2018	1,152	↓
Quarter ending December 2018	1,142	→
Quarter ending March 2019	1,163	→
Variance since March 2018	(2.5%)	↓



ACTIVITY



Month	Adjusted Scheduled Activity (UDA)	
	2018	2019
April	303	331
May	483	494
June	743	675
July	1,019	941
August	1,378	1,091
September	1,699	1,563
October	1,891	1,827
November	2,214	2,045
December	2,461	2,184
January	2,811	2,491
February	3,211	2,702
March	3,399	2,930
April	3,509	
May	3,512	
June	3,512	

QUALITY

	Quantity	Base Number	Contract	AT	Region	England
% of FP17s for the same patient ID Re-attending within 3 months - Children	62	1,276	4.9%	11.4%	11.3%	11.8%
% of FP17s for the same patient ID Re-attending within 3 months - Adults	22	289	7.6%	16.2%	15.4%	15.7%
% of FP17s for the same patient ID Re-attending between 3 & 9 months - Children	889	1,276	69.7%	55.6%	61.3%	58.9%
% of FP17s for the same patient ID Re-attending between 3 & 9 months - Adults	156	289	54.0%	48.5%	52.1%	50.8%
% of FP17s for Band 1 Urgent Courses	33	1,525	2.2%	10.1%	9.5%	9.1%
% of FP17s Relating to Free Repair or Replacements	0	1,525	0.0%	0.5%	0.6%	0.8%
% of FP17s Relating to Continuations	0	1,525	0.0%	0.7%	0.8%	0.9%
% of Patients satisfied with the dentistry they have received	1	1	N/A	90.9%	92.4%	92.5%
% of Patients satisfied with the time they had to wait for an appointment	1	1	N/A	86.2%	86.3%	87.0%

* This is based on patients treated on this contract for their most recent course of treatment.

Figures in italics indicate the base number of FP17s or Patient Questionnaire responses are less than 100. N/A is shown where the base number of responses is less than 10 during the period. % is calculated as Quantity/Base number*100

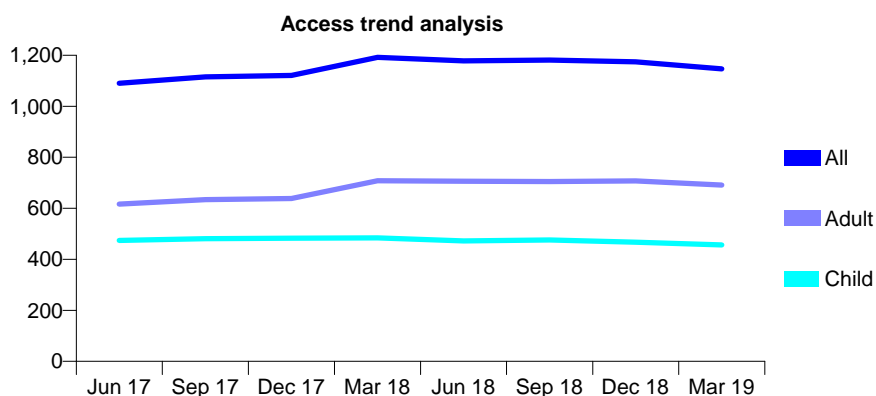
Q67 - Vital Signs At a Glance Contract Report for 224006/0001 - March 2019

Name or company name	MR RW LUKE
Contract type name	GDS Contract
Purpose of contract	General
Contract start date	01/04/2006
Contract end date	

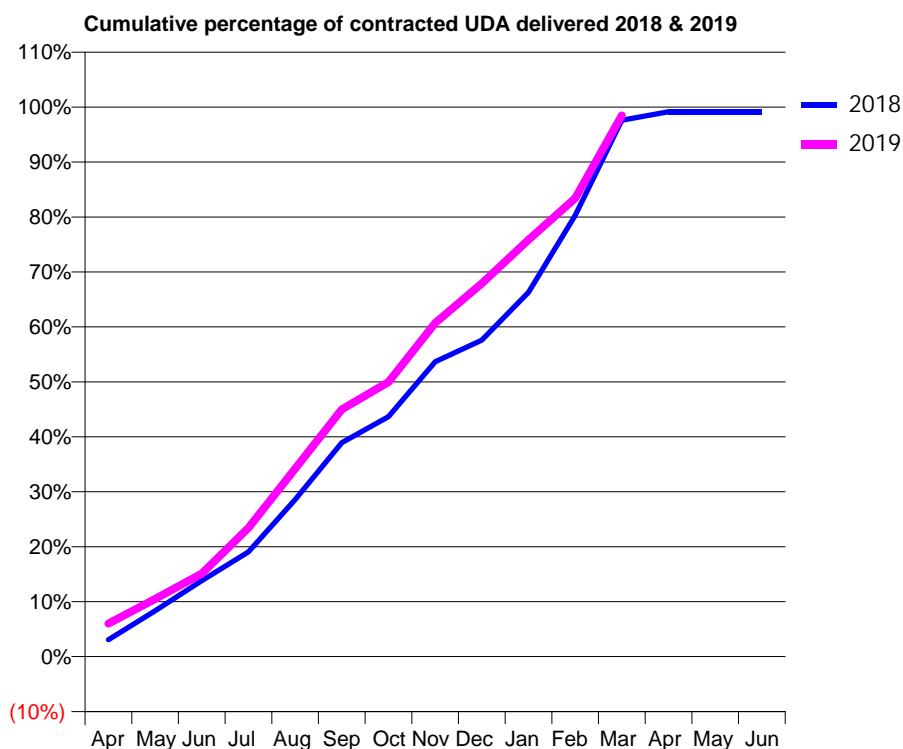
18/19 Contracted general activity (UDA)	2,577
Carry forward general activity (UDA)	22
18/19 Contracted orthodontic activity (UOA)	0
Carry forward orthodontic activity (UOA)	0
Baseline contract value	£64,799.27

ACCESS*

Patients seen in 24 months	Total	Change since previous quarter
Quarter ending March 2018	1,192	
Quarter ending June 2018	1,178	↓
Quarter ending September 2018	1,181	→
Quarter ending December 2018	1,174	→
Quarter ending March 2019	1,147	↓
Variance since March 2018	(3.8%)	↓



ACTIVITY



Month	Adjusted Scheduled Activity (UDA)	
	2018	2019
April	79	155
May	215	270
June	356	389
July	491	604
August	737	882
September	1,003	1,159
October	1,126	1,288
November	1,383	1,564
December	1,484	1,749
January	1,709	1,955
February	2,070	2,150
March	2,515	2,538
April	2,555	
May	2,555	
June	2,555	

QUALITY

	Quantity	Base Number	Contract	AT	Region	England
% of FP17s for the same patient ID Re-attending within 3 months - Children	17	734	2.3%	11.4%	11.3%	11.8%
% of FP17s for the same patient ID Re-attending within 3 months - Adults	142	1,013	14.0%	16.2%	15.4%	15.7%
% of FP17s for the same patient ID Re-attending between 3 & 9 months - Children	564	734	76.8%	55.6%	61.3%	58.9%
% of FP17s for the same patient ID Re-attending between 3 & 9 months - Adults	678	1,013	66.9%	48.5%	52.1%	50.8%
% of FP17s for Band 1 Urgent Courses	71	1,721	4.1%	10.1%	9.5%	9.1%
% of FP17s Relating to Free Repair or Replacements	0	1,721	0.0%	0.5%	0.6%	0.8%
% of FP17s Relating to Continuations	29	1,721	1.7%	0.7%	0.8%	0.9%
% of Patients satisfied with the dentistry they have received	1	1	N/A	90.9%	92.4%	92.5%
% of Patients satisfied with the time they had to wait for an appointment	1	1	N/A	86.2%	86.3%	87.0%

* This is based on patients treated on this contract for their most recent course of treatment. Figures in italics indicate the base number of FP17s or Patient Questionnaire responses are less than 100. N/A is shown where the base number of responses is less than 10 during the period. % is calculated as Quantity/Base number*100

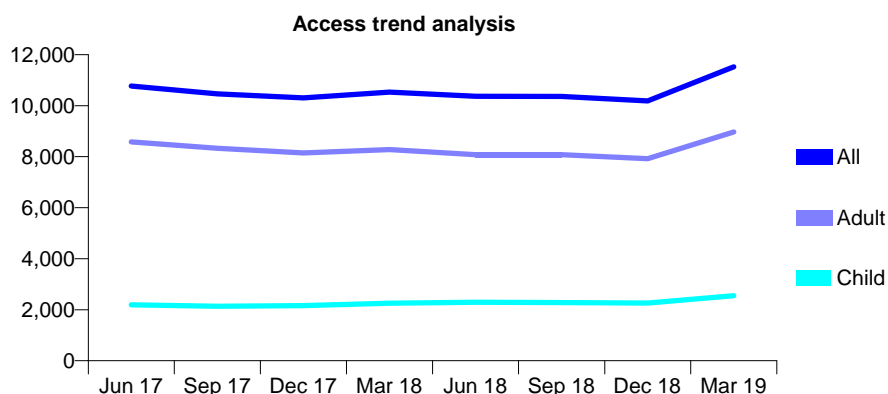
Q67 - Vital Signs At a Glance Contract Report for 238783/0001 - March 2019

Name or company name	MR AN ZYBUTZ
Contract type name	GDS Contract
Purpose of contract	General
Contract start date	01/04/2006
Contract end date	

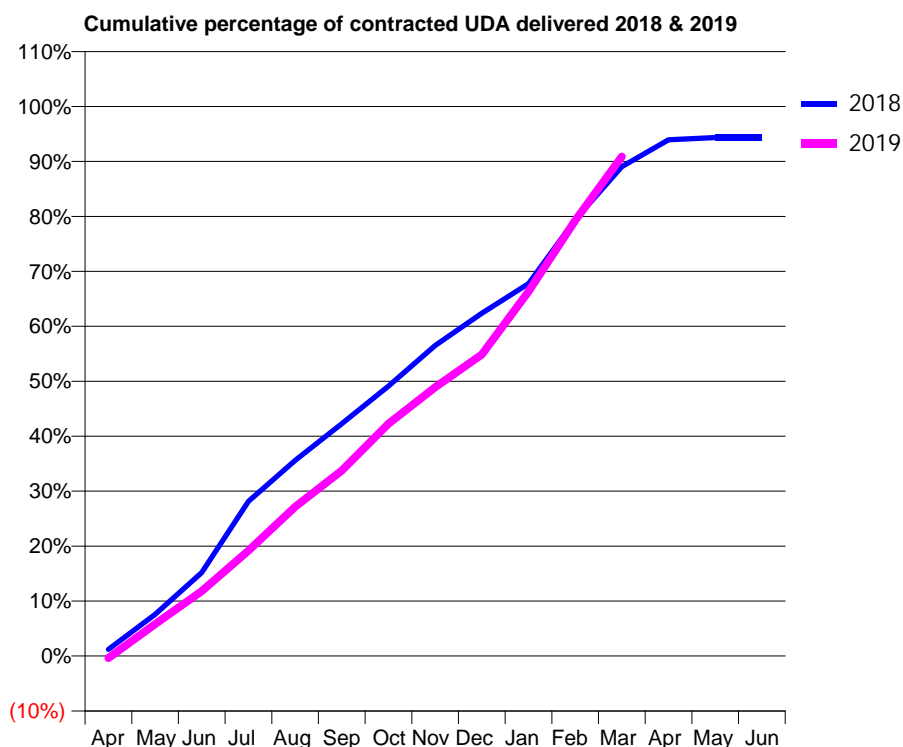
18/19 Contracted general activity (UDA)	39,286
Carry forward general activity (UDA)	1,258
18/19 Contracted orthodontic activity (UOA)	0
Carry forward orthodontic activity (UOA)	0
Baseline contract value	£1,179,228.17

ACCESS*

Patients seen in 24 months	Total	Change since previous quarter
Quarter ending March 2018	10,532	
Quarter ending June 2018	10,372	↓
Quarter ending September 2018	10,362	→
Quarter ending December 2018	10,186	↓
Quarter ending March 2019	11,520	↑
Variance since March 2018	9.4%	↑



ACTIVITY



Month	Adjusted Scheduled Activity (UDA)	
	2018	2019
April	461	-149
May	2,893	2,285
June	5,803	4,634
July	10,744	7,532
August	13,599	10,670
September	16,143	13,259
October	18,752	16,610
November	21,574	19,213
December	23,821	21,547
January	25,870	26,060
February	30,317	31,130
March	34,005	35,694
April	35,863	
May	36,021	
June	36,027	

QUALITY

	Quantity	Base Number	Contract	AT	Region	England
% of FP17s for the same patient ID Re-attending within 3 months - Children	134	3,084	4.3%	11.4%	11.3%	11.8%
% of FP17s for the same patient ID Re-attending within 3 months - Adults	1,144	10,752	10.6%	16.2%	15.4%	15.7%
% of FP17s for the same patient ID Re-attending between 3 & 9 months - Children	1,159	3,084	37.6%	55.6%	61.3%	58.9%
% of FP17s for the same patient ID Re-attending between 3 & 9 months - Adults	3,941	10,752	36.7%	48.5%	52.1%	50.8%
% of FP17s for Band 1 Urgent Courses	1,202	13,246	9.1%	10.1%	9.5%	9.1%
% of FP17s Relating to Free Repair or Replacements	115	13,246	0.9%	0.5%	0.6%	0.8%
% of FP17s Relating to Continuations	159	13,246	1.2%	0.7%	0.8%	0.9%
% of Patients satisfied with the dentistry they have received	11	11	100.0%	90.9%	92.4%	92.5%
% of Patients satisfied with the time they had to wait for an appointment	9	11	81.8%	86.2%	86.3%	87.0%

* This is based on patients treated on this contract for their most recent course of treatment. Figures in italics indicate the base number of FP17s or Patient Questionnaire responses are less than 100. N/A is shown where the base number of responses is less than 10 during the period. % is calculated as Quantity/Base number*100

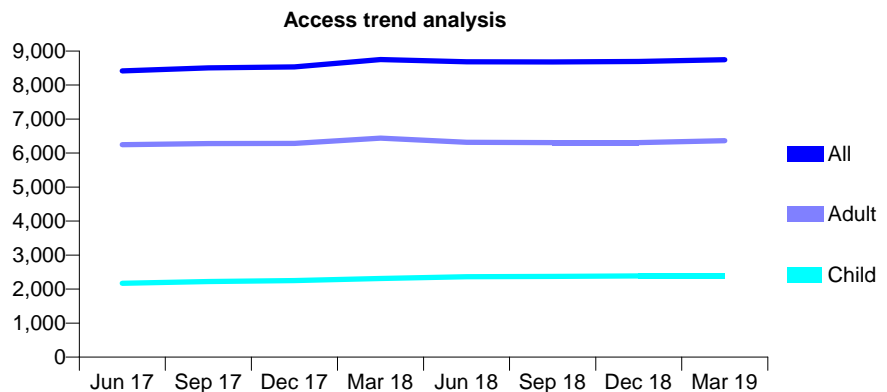
Q67 - Vital Signs At a Glance Contract Report for 238783/0002 - March 2019

Name or company name	MR AN ZYBUTZ
Contract type name	GDS Contract
Purpose of contract	General
Contract start date	01/04/2006
Contract end date	

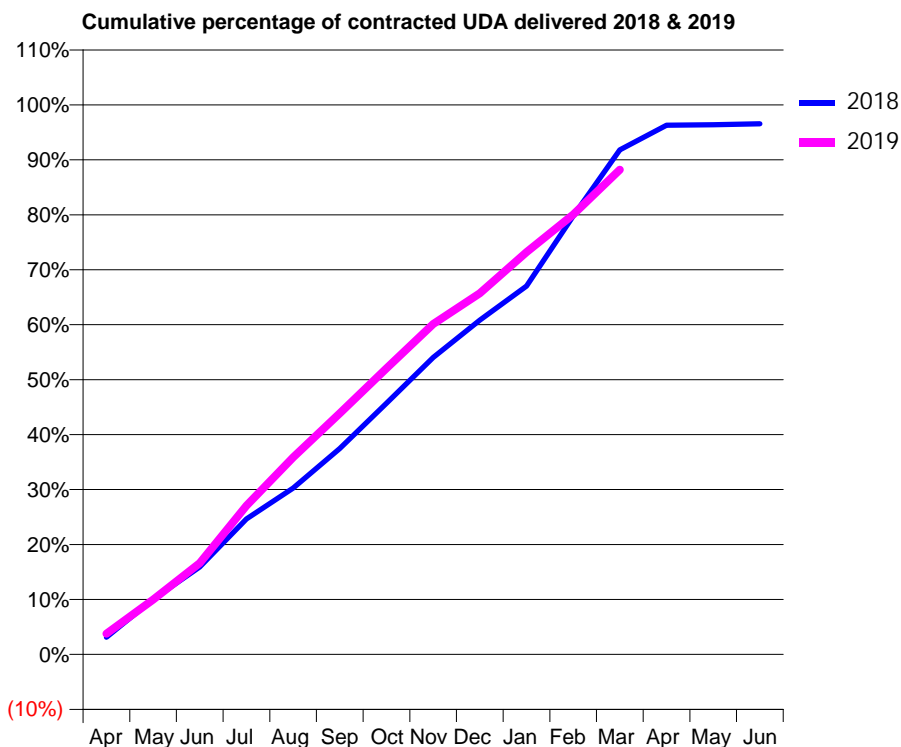
18/19 Contracted general activity (UDA)	28,947
Carry forward general activity (UDA)	60
18/19 Contracted orthodontic activity (UOA)	0
Carry forward orthodontic activity (UOA)	0
Baseline contract value	£796,755.25

ACCESS*

Patients seen in 24 months	Total	Change since previous quarter
Quarter ending March 2018	8,751	
Quarter ending June 2018	8,683	→
Quarter ending September 2018	8,680	→
Quarter ending December 2018	8,693	→
Quarter ending March 2019	8,746	→
Variance since March 2018	(0.1%)	→



ACTIVITY



Month	Adjusted Scheduled Activity (UDA)	
	2018	2019
April	878	1,089
May	2,793	2,891
June	4,431	4,811
July	6,861	7,838
August	8,433	10,389
September	10,428	12,707
October	12,731	15,070
November	15,046	17,400
December	16,941	19,016
January	18,666	21,187
February	22,217	23,173
March	25,565	25,534
April	26,809	
May	26,836	
June	26,887	

QUALITY

	Quantity	Base Number	Contract	AT	Region	England
% of FP17s for the same patient ID Re-attending within 3 months - Children	164	3,244	5.1%	11.4%	11.3%	11.8%
% of FP17s for the same patient ID Re-attending within 3 months - Adults	757	8,280	9.1%	16.2%	15.4%	15.7%
% of FP17s for the same patient ID Re-attending between 3 & 9 months - Children	1,763	3,244	54.3%	55.6%	61.3%	58.9%
% of FP17s for the same patient ID Re-attending between 3 & 9 months - Adults	4,392	8,280	53.0%	48.5%	52.1%	50.8%
% of FP17s for Band 1 Urgent Courses	734	11,045	6.6%	10.1%	9.5%	9.1%
% of FP17s Relating to Free Repair or Replacements	63	11,045	0.6%	0.5%	0.6%	0.8%
% of FP17s Relating to Continuations	116	11,045	1.1%	0.7%	0.8%	0.9%
% of Patients satisfied with the dentistry they have received	4	4	N/A	90.9%	92.4%	92.5%
% of Patients satisfied with the time they had to wait for an appointment	4	4	N/A	86.2%	86.3%	87.0%

* This is based on patients treated on this contract for their most recent course of treatment. Figures in italics indicate the base number of FP17s or Patient Questionnaire responses are less than 100. N/A is shown where the base number of responses is less than 10 during the period. % is calculated as Quantity/Base number*100

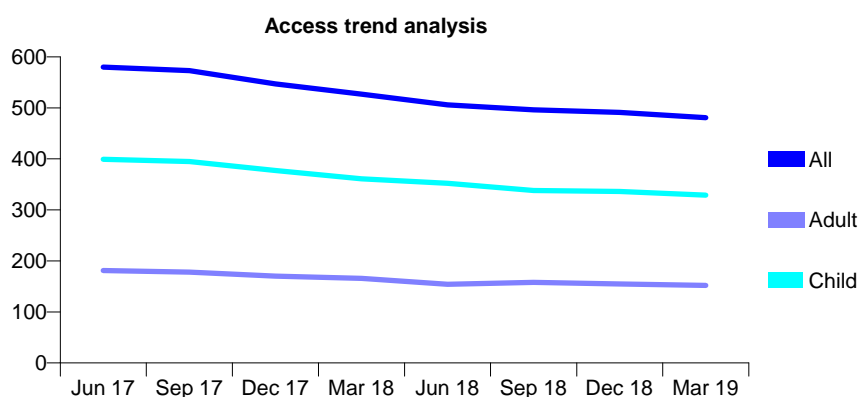
Q67 - Vital Signs At a Glance Contract Report for 246476/0001 - March 2019

Name or company name	MR PS BHOGAL
Contract type name	GDS Contract
Purpose of contract	General
Contract start date	17/04/2014
Contract end date	

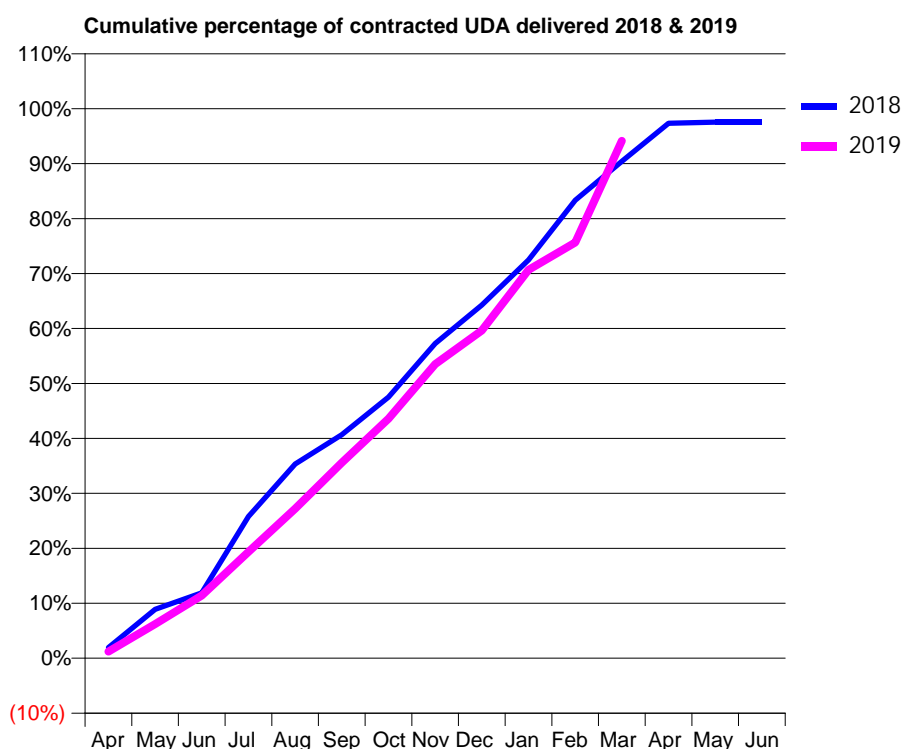
18/19 Contracted general activity (UDA)	1,600
Carry forward general activity (UDA)	39
18/19 Contracted orthodontic activity (UOA)	0
Carry forward orthodontic activity (UOA)	0
Baseline contract value	£39,069.44

ACCESS*

Patients seen in 24 months	Total	Change since previous quarter
Quarter ending March 2018	527	
Quarter ending June 2018	506	↓
Quarter ending September 2018	496	↓
Quarter ending December 2018	491	↓
Quarter ending March 2019	481	↓
Variance since March 2018	(8.7%)	↓



ACTIVITY



Adjusted Scheduled Activity (UDA)		
Month	2018	2019
April	31	19
May	142	100
June	191	183
July	413	310
August	566	435
September	651	569
October	760	697
November	916	856
December	1,028	954
January	1,160	1,131
February	1,333	1,210
March	1,446	1,506
April	1,558	
May	1,561	
June	1,561	

QUALITY

	Quantity	Base Number	Contract	AT	Region	England
% of FP17s for the same patient ID Re-attending within 3 months - Children	96	538	17.8%	11.4%	11.3%	11.8%
% of FP17s for the same patient ID Re-attending within 3 months - Adults	36	146	24.7%	16.2%	15.4%	15.7%
% of FP17s for the same patient ID Re-attending between 3 & 9 months - Children	245	538	45.5%	55.6%	61.3%	58.9%
% of FP17s for the same patient ID Re-attending between 3 & 9 months - Adults	57	146	39.0%	48.5%	52.1%	50.8%
% of FP17s for Band 1 Urgent Courses	47	644	7.3%	10.1%	9.5%	9.1%
% of FP17s Relating to Free Repair or Replacements	0	644	0.0%	0.5%	0.6%	0.8%
% of FP17s Relating to Continuations	0	644	0.0%	0.7%	0.8%	0.9%
% of Patients satisfied with the dentistry they have received	0	0	N/A	90.9%	92.4%	92.5%
% of Patients satisfied with the time they had to wait for an appointment	0	0	N/A	86.2%	86.3%	87.0%

* This is based on patients treated on this contract for their most recent course of treatment.

Figures in italics indicate the base number of FP17s or Patient Questionnaire responses are less than 100. N/A is shown where the base number of responses is less than 10 during the period. % is calculated as Quantity/Base number*100

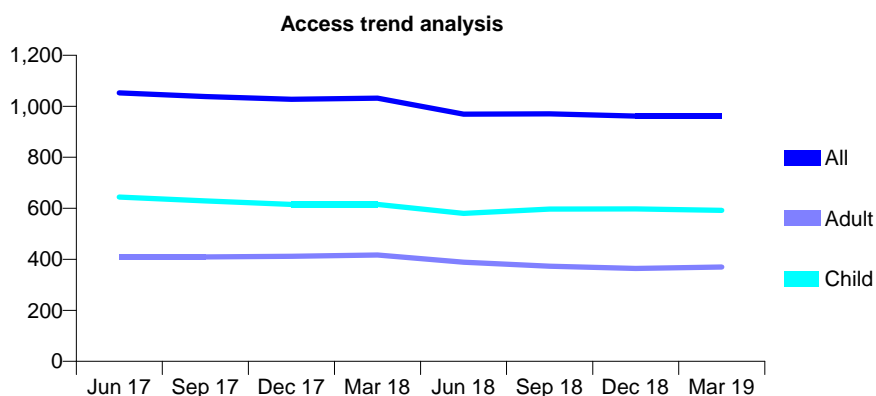
Q67 - Vital Signs At a Glance Contract Report for 249130/0001 - March 2019

Name or company name	Louie Dental Practice and Partner
Contract type name	GDS Contract
Purpose of contract	General
Contract start date	12/05/2014
Contract end date	

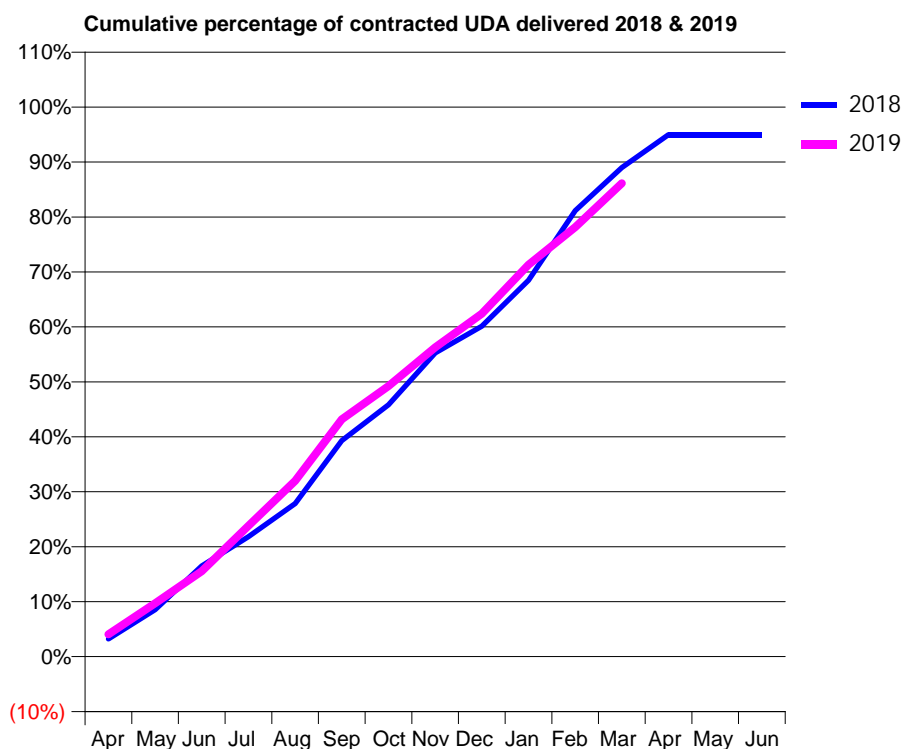
18/19 Contracted general activity (UDA)	4,033
Carry forward general activity (UDA)	0
18/19 Contracted orthodontic activity (UOA)	0
Carry forward orthodontic activity (UOA)	0
Baseline contract value	£122,114.92

ACCESS*

Patients seen in 24 months	Total	Change since previous quarter
Quarter ending March 2018	1,032	
Quarter ending June 2018	969	↓
Quarter ending September 2018	970	→
Quarter ending December 2018	962	→
Quarter ending March 2019	962	→
Variance since March 2018	(6.8%)	↓



ACTIVITY



Month	Adjusted Scheduled Activity (UDA)	
	2018	2019
April	146	164
May	389	392
June	750	627
July	993	961
August	1,268	1,290
September	1,788	1,741
October	2,086	1,986
November	2,514	2,270
December	2,735	2,517
January	3,116	2,876
February	3,692	3,152
March	4,049	3,473
April	4,321	
May	4,321	
June	4,321	

QUALITY

	Quantity	Base Number	Contract	AT	Region	England
% of FP17s for the same patient ID Re-attending within 3 months - Children	61	894	6.8%	11.4%	11.3%	11.8%
% of FP17s for the same patient ID Re-attending within 3 months - Adults	49	403	12.2%	16.2%	15.4%	15.7%
% of FP17s for the same patient ID Re-attending between 3 & 9 months - Children	568	894	63.5%	55.6%	61.3%	58.9%
% of FP17s for the same patient ID Re-attending between 3 & 9 months - Adults	226	403	56.1%	48.5%	52.1%	50.8%
% of FP17s for Band 1 Urgent Courses	47	1,238	3.8%	10.1%	9.5%	9.1%
% of FP17s Relating to Free Repair or Replacements	1	1,238	0.1%	0.5%	0.6%	0.8%
% of FP17s Relating to Continuations	12	1,238	1.0%	0.7%	0.8%	0.9%
% of Patients satisfied with the dentistry they have received	1	1	N/A	90.9%	92.4%	92.5%
% of Patients satisfied with the time they had to wait for an appointment	1	1	N/A	86.2%	86.3%	87.0%

* This is based on patients treated on this contract for their most recent course of treatment. Figures in italics indicate the base number of FP17s or Patient Questionnaire responses are less than 100. N/A is shown where the base number of responses is less than 10 during the period. % is calculated as Quantity/Base number*100

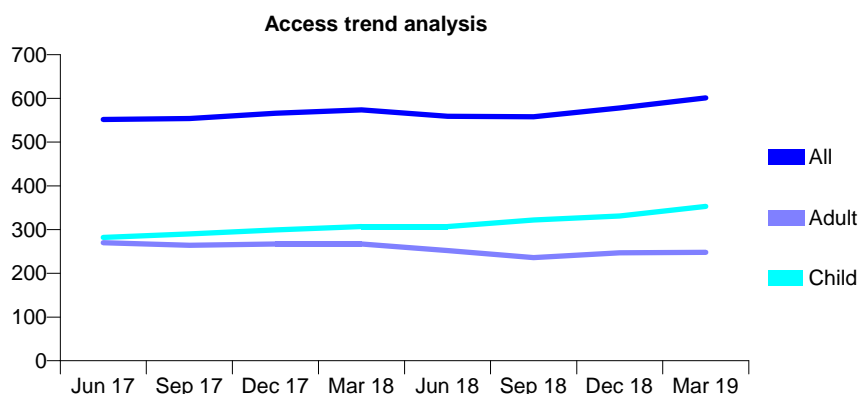
Q67 - Vital Signs At a Glance Contract Report for 261378/0001 - March 2019

Name or company name	MS OM FULMYK
Contract type name	GDS Contract
Purpose of contract	General
Contract start date	01/06/2015
Contract end date	

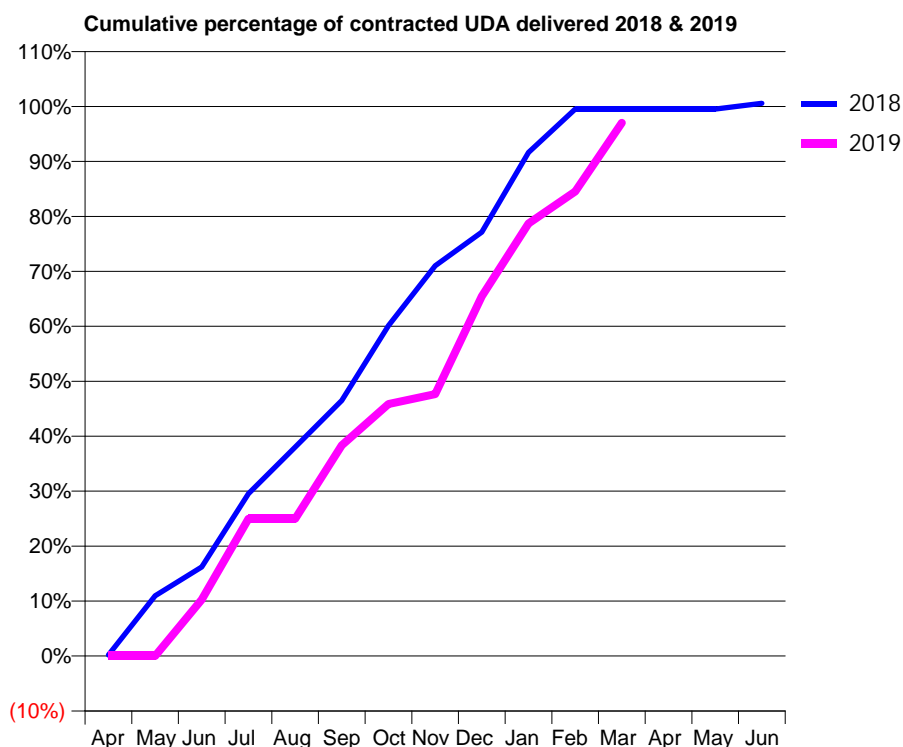
18/19 Contracted general activity (UDA)	1,050
Carry forward general activity (UDA)	0
18/19 Contracted orthodontic activity (UOA)	0
Carry forward orthodontic activity (UOA)	0
Baseline contract value	£26,401.81

ACCESS*

Patients seen in 24 months	Total	Change since previous quarter
Quarter ending March 2018	574	
Quarter ending June 2018	559	↓
Quarter ending September 2018	558	→
Quarter ending December 2018	578	↑
Quarter ending March 2019	601	↑
Variance since March 2018	4.7%	↑



ACTIVITY



Month	Adjusted Scheduled Activity (UDA)	
	2018	2019
April	2	0
May	115	0
June	170	108
July	310	262
August	399	262
September	488	402
October	631	481
November	746	500
December	810	687
January	962	826
February	1,045	888
March	1,045	1,019
April	1,045	
May	1,045	
June	1,056	

QUALITY

	Quantity	Base Number	Contract	AT	Region	England
% of FP17s for the same patient ID Re-attending within 3 months - Children	20	493	4.1%	11.4%	11.3%	11.8%
% of FP17s for the same patient ID Re-attending within 3 months - Adults	10	204	4.9%	16.2%	15.4%	15.7%
% of FP17s for the same patient ID Re-attending between 3 & 9 months - Children	259	493	52.5%	55.6%	61.3%	58.9%
% of FP17s for the same patient ID Re-attending between 3 & 9 months - Adults	67	204	32.8%	48.5%	52.1%	50.8%
% of FP17s for Band 1 Urgent Courses	3	646	0.5%	10.1%	9.5%	9.1%
% of FP17s Relating to Free Repair or Replacements	0	646	0.0%	0.5%	0.6%	0.8%
% of FP17s Relating to Continuations	2	646	0.3%	0.7%	0.8%	0.9%
% of Patients satisfied with the dentistry they have received	0	0	N/A	90.9%	92.4%	92.5%
% of Patients satisfied with the time they had to wait for an appointment	0	0	N/A	86.2%	86.3%	87.0%

* This is based on patients treated on this contract for their most recent course of treatment. Figures in italics indicate the base number of FP17s or Patient Questionnaire responses are less than 100. N/A is shown where the base number of responses is less than 10 during the period. % is calculated as Quantity/Base number*100

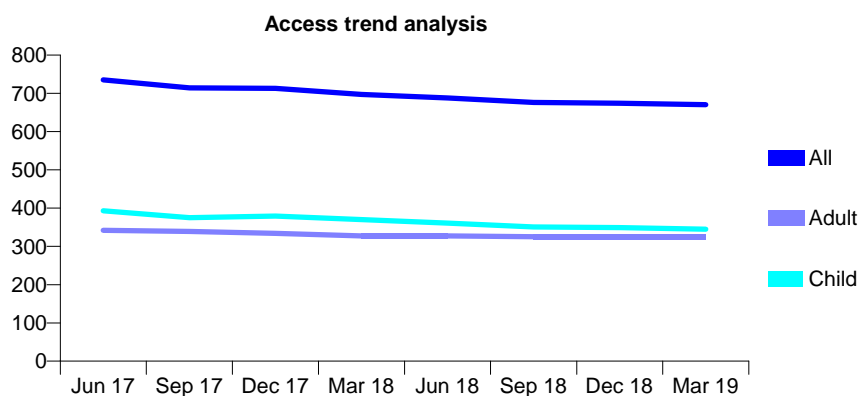
Q67 - Vital Signs At a Glance Contract Report for 261653/0001 - March 2019

Name or company name	MR M EBRAHIMI HONARVAR
Contract type name	GDS Contract
Purpose of contract	General
Contract start date	01/04/2006
Contract end date	

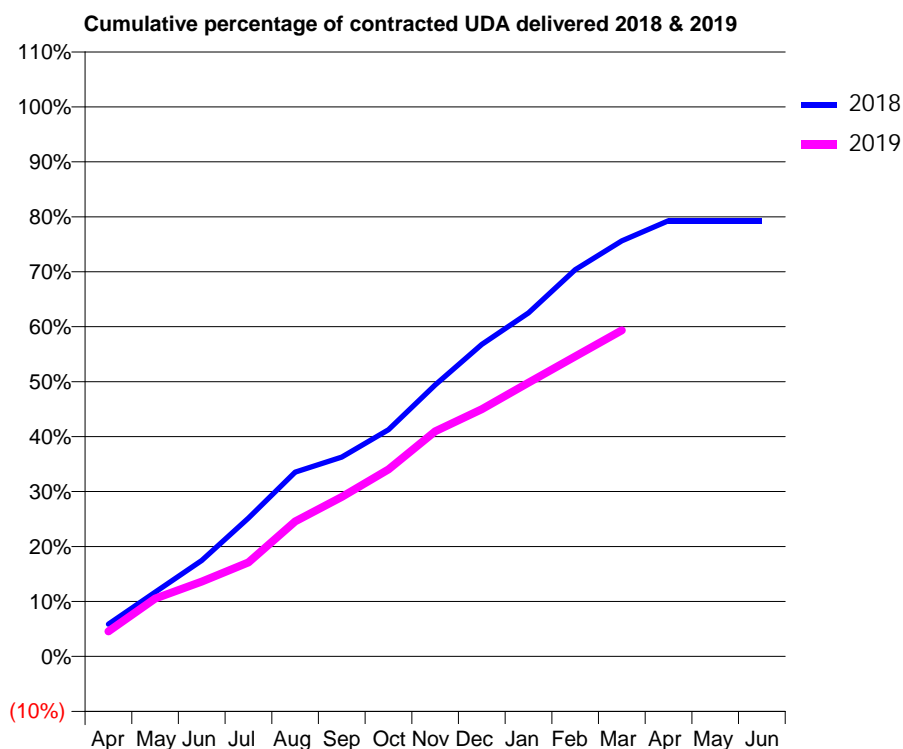
18/19 Contracted general activity (UDA)	2,010
Carry forward general activity (UDA)	0
18/19 Contracted orthodontic activity (UOA)	0
Carry forward orthodontic activity (UOA)	0
Baseline contract value	£50,540.59

ACCESS*

Patients seen in 24 months	Total	Change since previous quarter
Quarter ending March 2018	697	
Quarter ending June 2018	688	↓
Quarter ending September 2018	676	↓
Quarter ending December 2018	674	→
Quarter ending March 2019	670	→
Variance since March 2018	(3.9%)	↓



ACTIVITY



Month	2018	2019
April	118	92
May	235	212
June	351	274
July	506	344
August	674	494
September	729	583
October	829	684
November	993	823
December	1,141	904
January	1,256	1,001
February	1,415	1,097
March	1,520	1,193
April	1,594	
May	1,594	
June	1,594	

QUALITY

	Quantity	Base Number	Contract	AT	Region	England
% of FP17s for the same patient ID Re-attending within 3 months - Children	16	474	3.4%	11.4%	11.3%	11.8%
% of FP17s for the same patient ID Re-attending within 3 months - Adults	21	409	5.1%	16.2%	15.4%	15.7%
% of FP17s for the same patient ID Re-attending between 3 & 9 months - Children	307	474	64.8%	55.6%	61.3%	58.9%
% of FP17s for the same patient ID Re-attending between 3 & 9 months - Adults	300	409	73.3%	48.5%	52.1%	50.8%
% of FP17s for Band 1 Urgent Courses	0	838	0.0%	10.1%	9.5%	9.1%
% of FP17s Relating to Free Repair or Replacements	0	838	0.0%	0.5%	0.6%	0.8%
% of FP17s Relating to Continuations	8	838	1.0%	0.7%	0.8%	0.9%
% of Patients satisfied with the dentistry they have received	1	1	N/A	90.9%	92.4%	92.5%
% of Patients satisfied with the time they had to wait for an appointment	1	1	N/A	86.2%	86.3%	87.0%

* This is based on patients treated on this contract for their most recent course of treatment. Figures in italics indicate the base number of FP17s or Patient Questionnaire responses are less than 100. N/A is shown where the base number of responses is less than 10 during the period. % is calculated as Quantity/Base number*100

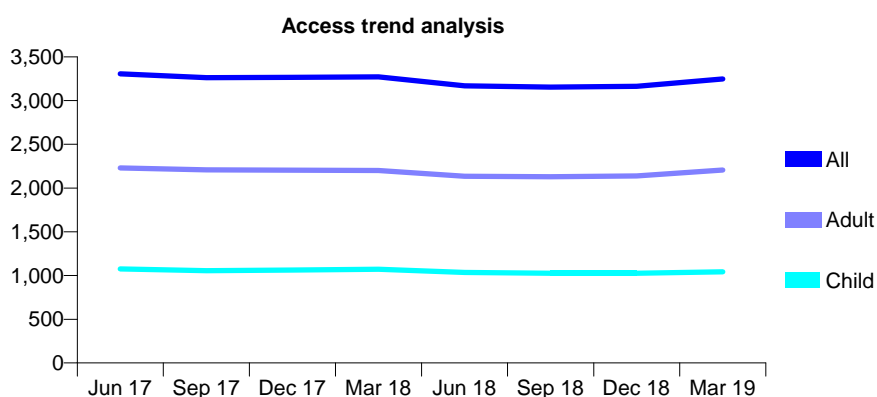
Q67 - Vital Signs At a Glance Contract Report for 263893/0001 - March 2019

Name or company name	MR SH DATTANI
Contract type name	GDS Contract
Purpose of contract	General
Contract start date	01/04/2006
Contract end date	

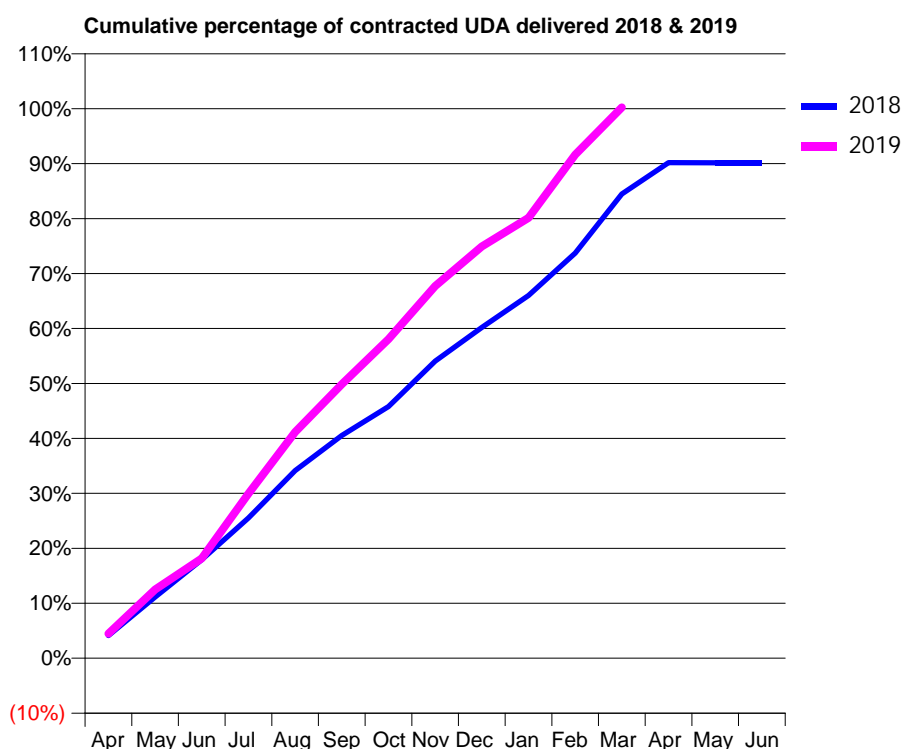
18/19 Contracted general activity (UDA)	12,028
Carry forward general activity (UDA)	0
18/19 Contracted orthodontic activity (UOA)	0
Carry forward orthodontic activity (UOA)	0
Baseline contract value	£334,632.75

ACCESS*

Patients seen in 24 months	Total	Change since previous quarter
Quarter ending March 2018	3,271	
Quarter ending June 2018	3,169	↓
Quarter ending September 2018	3,155	→
Quarter ending December 2018	3,164	→
Quarter ending March 2019	3,248	↑
Variance since March 2018	(0.7%)	→



ACTIVITY



Month	Adjusted Scheduled Activity (UDA)	
	2018	2019
April	496	539
May	1,342	1,503
June	2,154	2,183
July	3,069	3,603
August	4,109	4,952
September	4,874	5,995
October	5,508	6,982
November	6,505	8,146
December	7,238	9,011
January	7,939	9,640
February	8,868	11,022
March	10,158	12,054
April	10,849	
May	10,841	
June	10,841	

QUALITY

	Quantity	Base Number	Contract	AT	Region	England
% of FP17s for the same patient ID Re-attending within 3 months - Children	127	1,780	7.1%	11.4%	11.3%	11.8%
% of FP17s for the same patient ID Re-attending within 3 months - Adults	435	3,600	12.1%	16.2%	15.4%	15.7%
% of FP17s for the same patient ID Re-attending between 3 & 9 months - Children	1,282	1,780	72.0%	55.6%	61.3%	58.9%
% of FP17s for the same patient ID Re-attending between 3 & 9 months - Adults	2,474	3,600	68.7%	48.5%	52.1%	50.8%
% of FP17s for Band 1 Urgent Courses	299	5,121	5.8%	10.1%	9.5%	9.1%
% of FP17s Relating to Free Repair or Replacements	18	5,121	0.4%	0.5%	0.6%	0.8%
% of FP17s Relating to Continuations	59	5,121	1.2%	0.7%	0.8%	0.9%
% of Patients satisfied with the dentistry they have received	3	4	N/A	90.9%	92.4%	92.5%
% of Patients satisfied with the time they had to wait for an appointment	4	4	N/A	86.2%	86.3%	87.0%

* This is based on patients treated on this contract for their most recent course of treatment.

Figures in italics indicate the base number of FP17s or Patient Questionnaire responses are less than 100. N/A is shown where the base number of responses is less than 10 during the period. % is calculated as Quantity/Base number*100

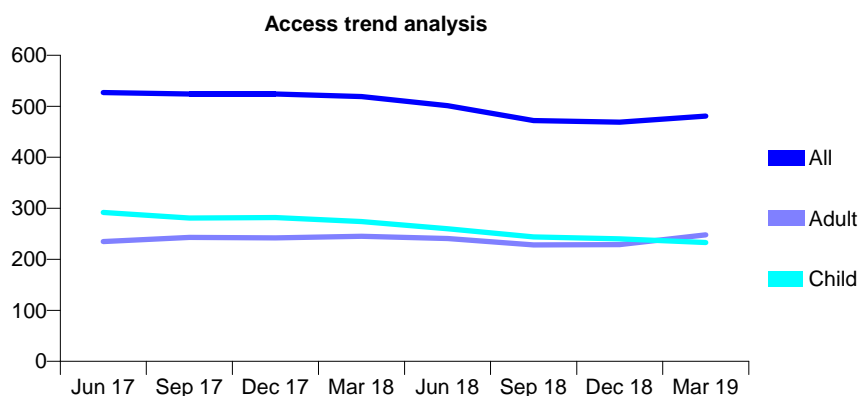
Q67 - Vital Signs At a Glance Contract Report for 270431/0001 - March 2019

Name or company name	MISS H VARAITCH
Contract type name	GDS Contract
Purpose of contract	General
Contract start date	01/02/2012
Contract end date	

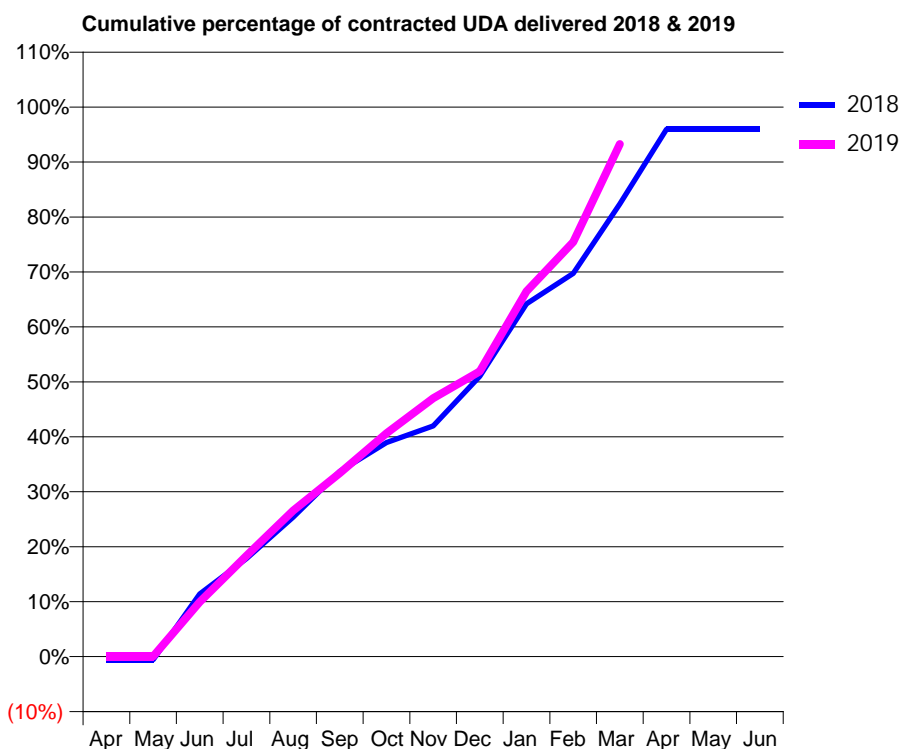
18/19 Contracted general activity (UDA)	1,953
Carry forward general activity (UDA)	0
18/19 Contracted orthodontic activity (UOA)	0
Carry forward orthodontic activity (UOA)	0
Baseline contract value	£49,107.36

ACCESS*

Patients seen in 24 months	Total	Change since previous quarter
Quarter ending March 2018	519	
Quarter ending June 2018	501	↓
Quarter ending September 2018	472	↓
Quarter ending December 2018	469	→
Quarter ending March 2019	481	↑
Variance since March 2018	(7.3%)	↓



ACTIVITY



Month	Adjusted Scheduled Activity (UDA)	
	2018	2019
April	-12	1
May	-12	1
June	223	194
July	348	359
August	496	519
September	659	652
October	761	793
November	820	918
December	996	1,014
January	1,254	1,298
February	1,362	1,473
March	1,609	1,822
April	1,874	
May	1,874	
June	1,874	

QUALITY

	Quantity	Base Number	Contract	AT	Region	England
% of FP17s for the same patient ID Re-attending within 3 months - Children	30	420	7.1%	11.4%	11.3%	11.8%
% of FP17s for the same patient ID Re-attending within 3 months - Adults	66	376	17.6%	16.2%	15.4%	15.7%
% of FP17s for the same patient ID Re-attending between 3 & 9 months - Children	305	420	72.6%	55.6%	61.3%	58.9%
% of FP17s for the same patient ID Re-attending between 3 & 9 months - Adults	204	376	54.3%	48.5%	52.1%	50.8%
% of FP17s for Band 1 Urgent Courses	48	722	6.6%	10.1%	9.5%	9.1%
% of FP17s Relating to Free Repair or Replacements	5	722	0.7%	0.5%	0.6%	0.8%
% of FP17s Relating to Continuations	0	722	0.0%	0.7%	0.8%	0.9%
% of Patients satisfied with the dentistry they have received	0	0	N/A	90.9%	92.4%	92.5%
% of Patients satisfied with the time they had to wait for an appointment	0	0	N/A	86.2%	86.3%	87.0%

* This is based on patients treated on this contract for their most recent course of treatment. Figures in italics indicate the base number of FP17s or Patient Questionnaire responses are less than 100. N/A is shown where the base number of responses is less than 10 during the period. % is calculated as Quantity/Base number*100

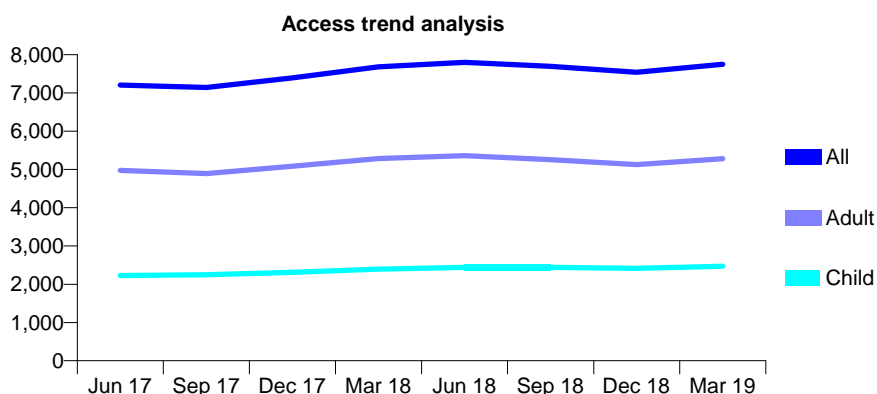
Q67 - Vital Signs At a Glance Contract Report for 279625/0002 - March 2019

Name or company name	MR BS SIDHU
Contract type name	GDS Contract
Purpose of contract	General
Contract start date	01/09/2009
Contract end date	

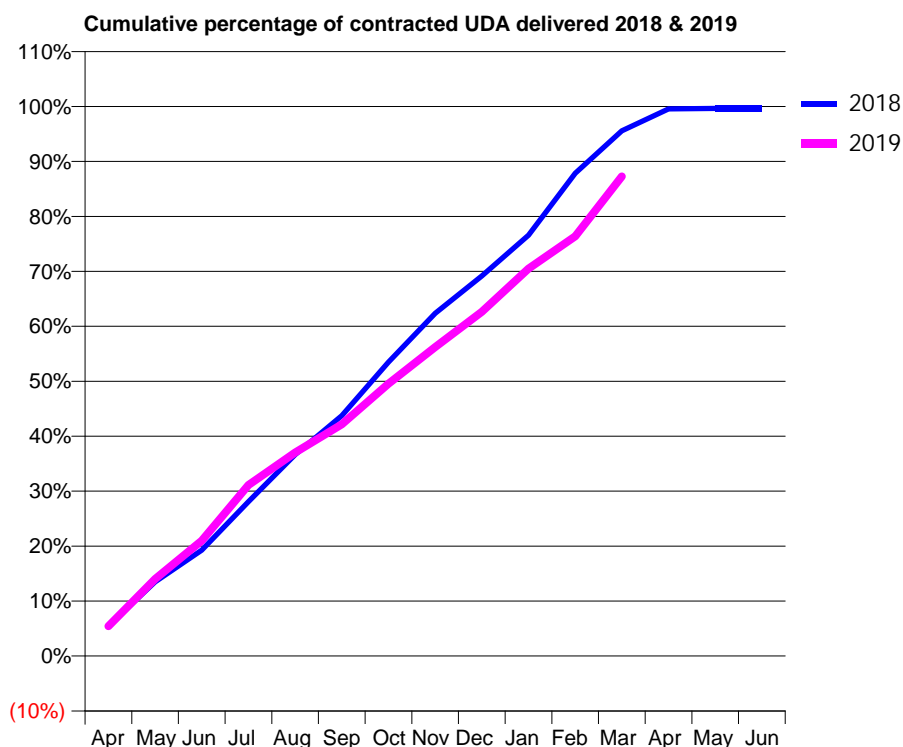
18/19 Contracted general activity (UDA)	21,684
Carry forward general activity (UDA)	77
18/19 Contracted orthodontic activity (UOA)	0
Carry forward orthodontic activity (UOA)	0
Baseline contract value	£519,458.15

ACCESS*

Patients seen in 24 months	Total	Change since previous quarter
Quarter ending March 2018	7,681	
Quarter ending June 2018	7,800	→
Quarter ending September 2018	7,696	↓
Quarter ending December 2018	7,541	↓
Quarter ending March 2019	7,751	↑
Variance since March 2018	0.9%	→



ACTIVITY



Month	Adjusted Scheduled Activity (UDA)	
	2018	2019
April	1,188	1,175
May	2,927	3,038
June	4,180	4,552
July	6,090	6,750
August	7,951	8,034
September	9,485	9,141
October	11,593	10,747
November	13,519	12,187
December	14,994	13,579
January	16,603	15,282
February	19,043	16,560
March	20,721	18,921
April	21,586	
May	21,604	
June	21,607	

QUALITY

	Quantity	Base Number	Contract	AT	Region	England
% of FP17s for the same patient ID Re-attending within 3 months - Children	237	3,967	6.0%	11.4%	11.3%	11.8%
% of FP17s for the same patient ID Re-attending within 3 months - Adults	1,206	7,497	16.1%	16.2%	15.4%	15.7%
% of FP17s for the same patient ID Re-attending between 3 & 9 months - Children	2,667	3,967	67.2%	55.6%	61.3%	58.9%
% of FP17s for the same patient ID Re-attending between 3 & 9 months - Adults	3,731	7,497	49.8%	48.5%	52.1%	50.8%
% of FP17s for Band 1 Urgent Courses	1,287	11,052	11.6%	10.1%	9.5%	9.1%
% of FP17s Relating to Free Repair or Replacements	20	11,052	0.2%	0.5%	0.6%	0.8%
% of FP17s Relating to Continuations	70	11,052	0.6%	0.7%	0.8%	0.9%
% of Patients satisfied with the dentistry they have received	7	7	N/A	90.9%	92.4%	92.5%
% of Patients satisfied with the time they had to wait for an appointment	7	7	N/A	86.2%	86.3%	87.0%

* This is based on patients treated on this contract for their most recent course of treatment. Figures in italics indicate the base number of FP17s or Patient Questionnaire responses are less than 100. N/A is shown where the base number of responses is less than 10 during the period. % is calculated as Quantity/Base number*100

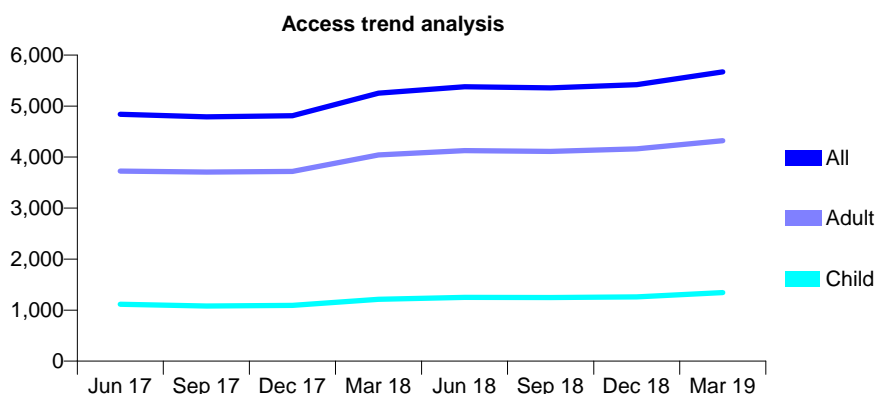
Q67 - Vital Signs At a Glance Contract Report for 280240/0001 - March 2019

Name or company name	MR SA BANVIR
Contract type name	GDS Contract
Purpose of contract	General
Contract start date	01/01/2015
Contract end date	

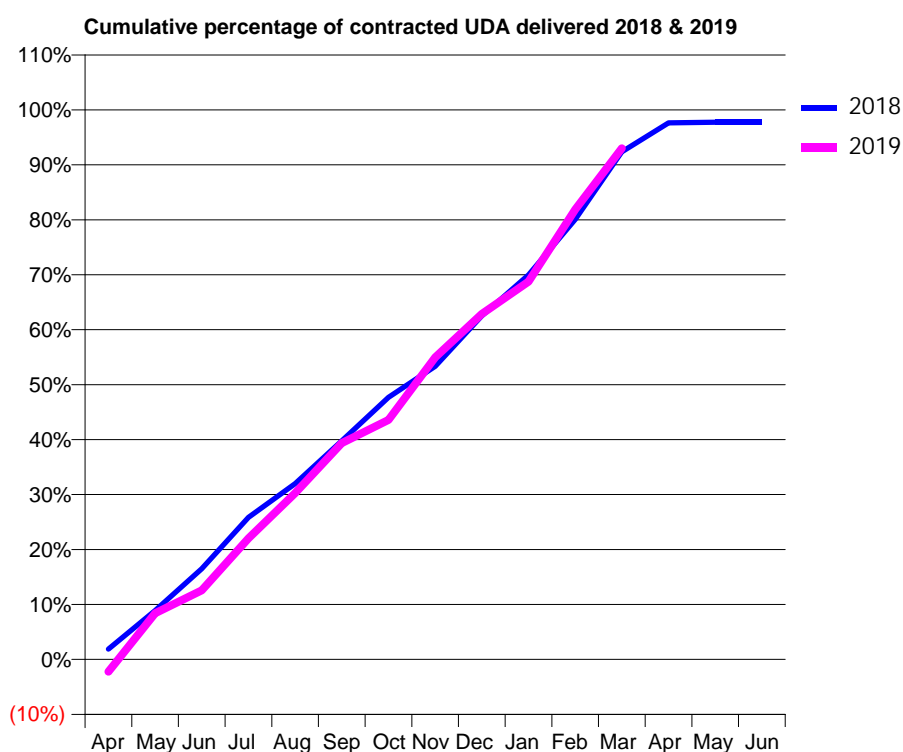
18/19 Contracted general activity (UDA)	16,057
Carry forward general activity (UDA)	360
18/19 Contracted orthodontic activity (UOA)	0
Carry forward orthodontic activity (UOA)	0
Baseline contract value	£421,088.86

ACCESS*

Patients seen in 24 months	Total	Change since previous quarter
Quarter ending March 2018	5,254	
Quarter ending June 2018	5,380	↑
Quarter ending September 2018	5,358	→
Quarter ending December 2018	5,421	→
Quarter ending March 2019	5,669	↑
Variance since March 2018	7.9%	↑



ACTIVITY



Month	Adjusted Scheduled Activity (UDA)	
	2018	2019
April	302	-360
May	1,426	1,349
June	2,649	2,015
July	4,152	3,535
August	5,136	4,860
September	6,386	6,319
October	7,657	6,997
November	8,568	8,827
December	10,038	10,093
January	11,235	11,037
February	12,858	13,149
March	14,830	14,935
April	15,677	
May	15,692	
June	15,697	

QUALITY

	Quantity	Base Number	Contract	AT	Region	England
% of FP17s for the same patient ID Re-attending within 3 months - Children	164	2,049	8.0%	11.4%	11.3%	11.8%
% of FP17s for the same patient ID Re-attending within 3 months - Adults	1,255	6,985	18.0%	16.2%	15.4%	15.7%
% of FP17s for the same patient ID Re-attending between 3 & 9 months - Children	1,203	2,049	58.7%	55.6%	61.3%	58.9%
% of FP17s for the same patient ID Re-attending between 3 & 9 months - Adults	4,116	6,985	58.9%	48.5%	52.1%	50.8%
% of FP17s for Band 1 Urgent Courses	1,172	8,656	13.5%	10.1%	9.5%	9.1%
% of FP17s Relating to Free Repair or Replacements	73	8,656	0.8%	0.5%	0.6%	0.8%
% of FP17s Relating to Continuations	88	8,656	1.0%	0.7%	0.8%	0.9%
% of Patients satisfied with the dentistry they have received	8	8	N/A	90.9%	92.4%	92.5%
% of Patients satisfied with the time they had to wait for an appointment	8	8	N/A	86.2%	86.3%	87.0%

* This is based on patients treated on this contract for their most recent course of treatment. Figures in italics indicate the base number of FP17s or Patient Questionnaire responses are less than 100. N/A is shown where the base number of responses is less than 10 during the period. % is calculated as Quantity/Base number*100

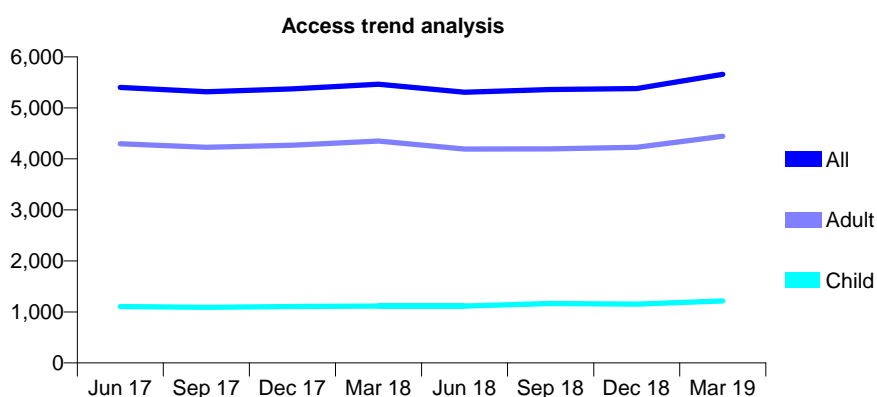
Q67 - Vital Signs At a Glance Contract Report for 281492/0001 - March 2019

Name or company name	Chandana Tulluri and Dhiran Modasia Partr
Contract type name	GDS Contract
Purpose of contract	General
Contract start date	12/03/2015
Contract end date	

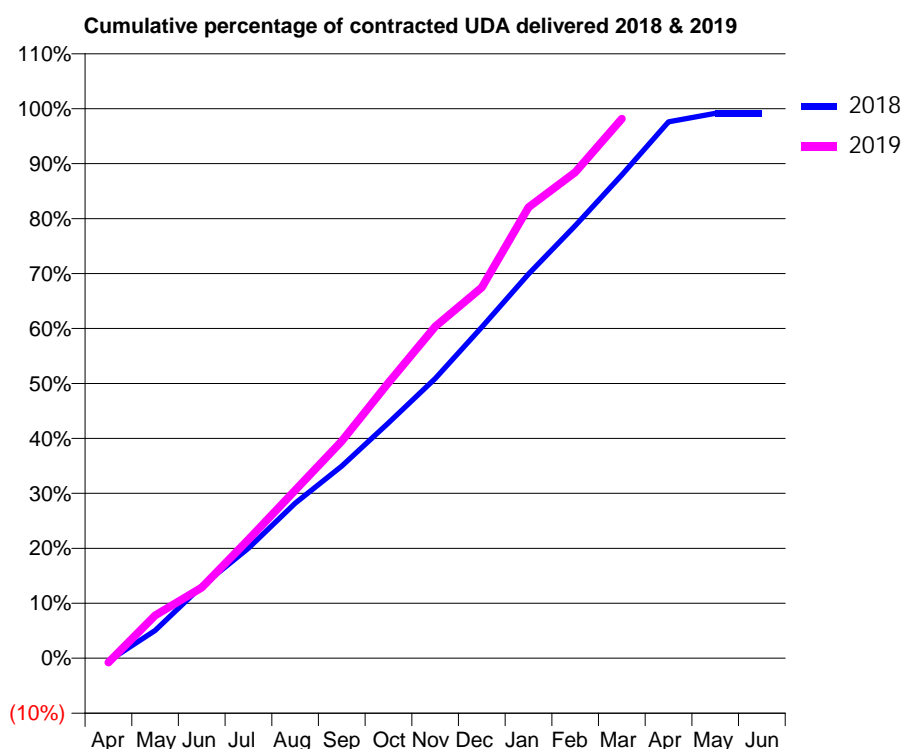
18/19 Contracted general activity (UDA)	12,653
Carry forward general activity (UDA)	109
18/19 Contracted orthodontic activity (UOA)	0
Carry forward orthodontic activity (UOA)	0
Baseline contract value	£318,154.35

ACCESS*

Patients seen in 24 months	Total	Change since previous quarter
Quarter ending March 2018	5,464	
Quarter ending June 2018	5,307	↓
Quarter ending September 2018	5,360	→
Quarter ending December 2018	5,379	→
Quarter ending March 2019	5,660	↑
Variance since March 2018	3.6%	↑



ACTIVITY



Adjusted Scheduled Activity (UDA)		
Month	2018	2019
April	-66	-100
May	642	989
June	1,660	1,625
July	2,535	2,735
August	3,570	3,866
September	4,424	5,001
October	5,417	6,346
November	6,441	7,636
December	7,621	8,536
January	8,845	10,383
February	9,960	11,189
March	11,125	12,418
April	12,351	
May	12,543	
June	12,544	

QUALITY

	Quantity	Base Number	Contract	AT	Region	England
% of FP17s for the same patient ID Re-attending within 3 months - Children	68	1,442	4.7%	11.4%	11.3%	11.8%
% of FP17s for the same patient ID Re-attending within 3 months - Adults	391	4,854	8.1%	16.2%	15.4%	15.7%
% of FP17s for the same patient ID Re-attending between 3 & 9 months - Children	509	1,442	35.3%	55.6%	61.3%	58.9%
% of FP17s for the same patient ID Re-attending between 3 & 9 months - Adults	1,693	4,854	34.9%	48.5%	52.1%	50.8%
% of FP17s for Band 1 Urgent Courses	372	5,693	6.5%	10.1%	9.5%	9.1%
% of FP17s Relating to Free Repair or Replacements	10	5,693	0.2%	0.5%	0.6%	0.8%
% of FP17s Relating to Continuations	8	5,693	0.1%	0.7%	0.8%	0.9%
% of Patients satisfied with the dentistry they have received	7	8	N/A	90.9%	92.4%	92.5%
% of Patients satisfied with the time they had to wait for an appointment	5	8	N/A	86.2%	86.3%	87.0%

* This is based on patients treated on this contract for their most recent course of treatment.

Figures in italics indicate the base number of FP17s or Patient Questionnaire responses are less than 100. N/A is shown where the base number of responses is less than 10 during the period. % is calculated as Quantity/Base number*100

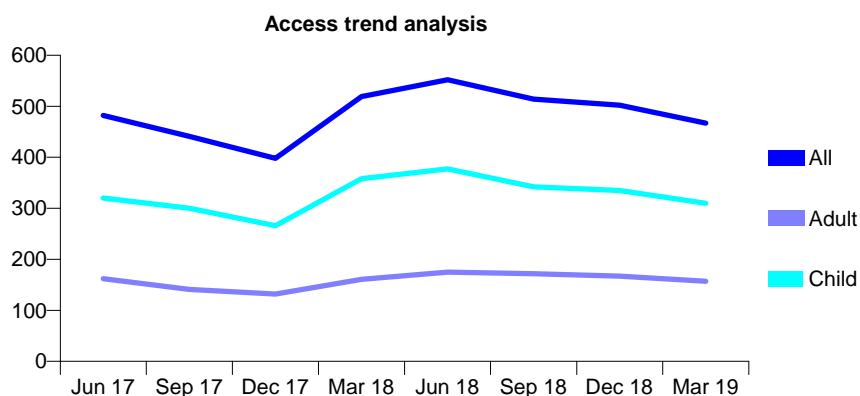
Q67 - Vital Signs At a Glance Contract Report for 300519/0002 - March 2019

Name or company name	MRS C LUPIN
Contract type name	GDS Contract
Purpose of contract	General
Contract start date	27/01/2010
Contract end date	

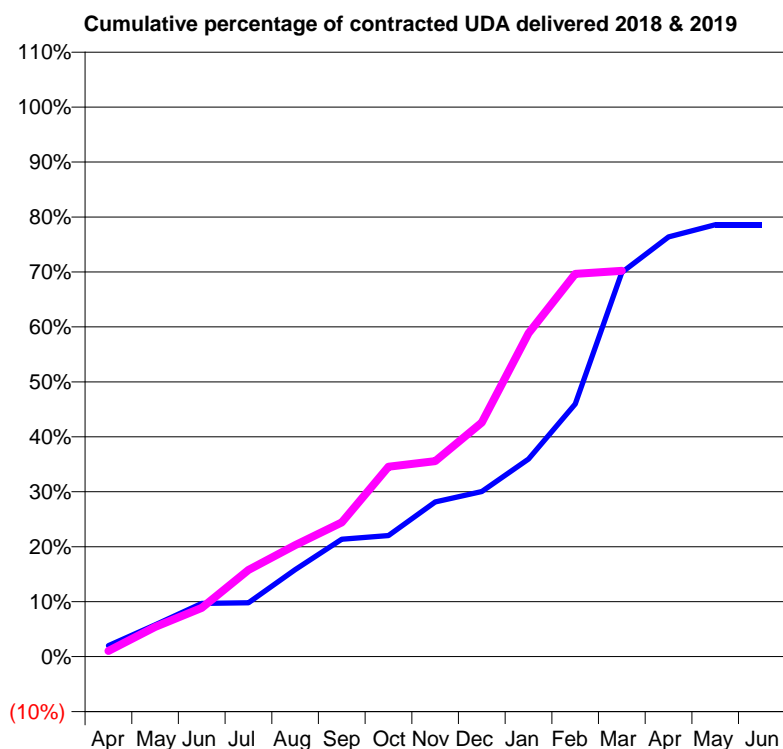
18/19 Contracted general activity (UDA)	900
Carry forward general activity (UDA)	0
18/19 Contracted orthodontic activity (UOA)	0
Carry forward orthodontic activity (UOA)	0
Baseline contract value	£21,126.07

ACCESS*

Patients seen in 24 months	Total	Change since previous quarter
Quarter ending March 2018	519	
Quarter ending June 2018	552	↑
Quarter ending September 2018	514	↓
Quarter ending December 2018	502	↓
Quarter ending March 2019	467	↓
Variance since March 2018	(10.0%)	↓



ACTIVITY



Month	Adjusted Scheduled Activity (UDA)	
	2018	2019
April	18	9
May	52	49
June	87	80
July	88	142
August	142	183
September	192	220
October	198	311
November	253	320
December	270	383
January	324	530
February	414	627
March	629	632
April	687	
May	707	
June	707	

QUALITY

	Quantity	Base Number	Contract	AT	Region	England
% of FP17s for the same patient ID Re-attending within 3 months - Children	18	341	5.3%	11.4%	11.3%	11.8%
% of FP17s for the same patient ID Re-attending within 3 months - Adults	4	121	3.3%	16.2%	15.4%	15.7%
% of FP17s for the same patient ID Re-attending between 3 & 9 months - Children	101	341	29.6%	55.6%	61.3%	58.9%
% of FP17s for the same patient ID Re-attending between 3 & 9 months - Adults	28	121	23.1%	48.5%	52.1%	50.8%
% of FP17s for Band 1 Urgent Courses	9	415	2.2%	10.1%	9.5%	9.1%
% of FP17s Relating to Free Repair or Replacements	0	415	0.0%	0.5%	0.6%	0.8%
% of FP17s Relating to Continuations	0	415	0.0%	0.7%	0.8%	0.9%
% of Patients satisfied with the dentistry they have received	0	0	N/A	90.9%	92.4%	92.5%
% of Patients satisfied with the time they had to wait for an appointment	0	0	N/A	86.2%	86.3%	87.0%

* This is based on patients treated on this contract for their most recent course of treatment. Figures in italics indicate the base number of FP17s or Patient Questionnaire responses are less than 100. N/A is shown where the base number of responses is less than 10 during the period. % is calculated as Quantity/Base number*100

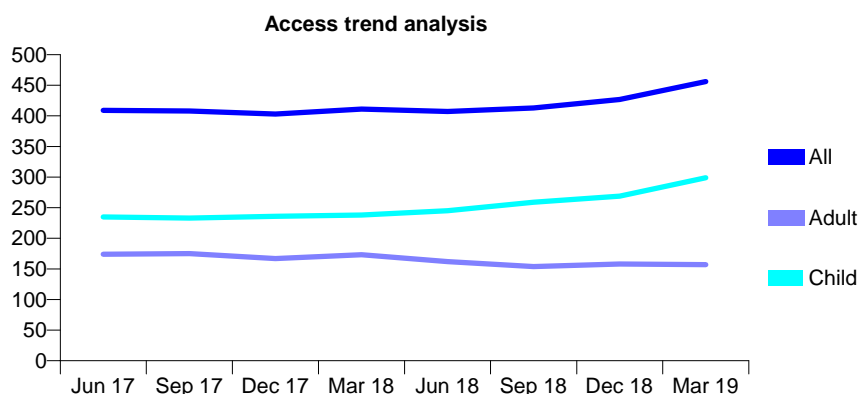
Q67 - Vital Signs At a Glance Contract Report for 308870/0001 - March 2019

Name or company name	Dr H Pankhania trading as Sea Street Dent
Contract type name	GDS Contract
Purpose of contract	General
Contract start date	01/04/2006
Contract end date	

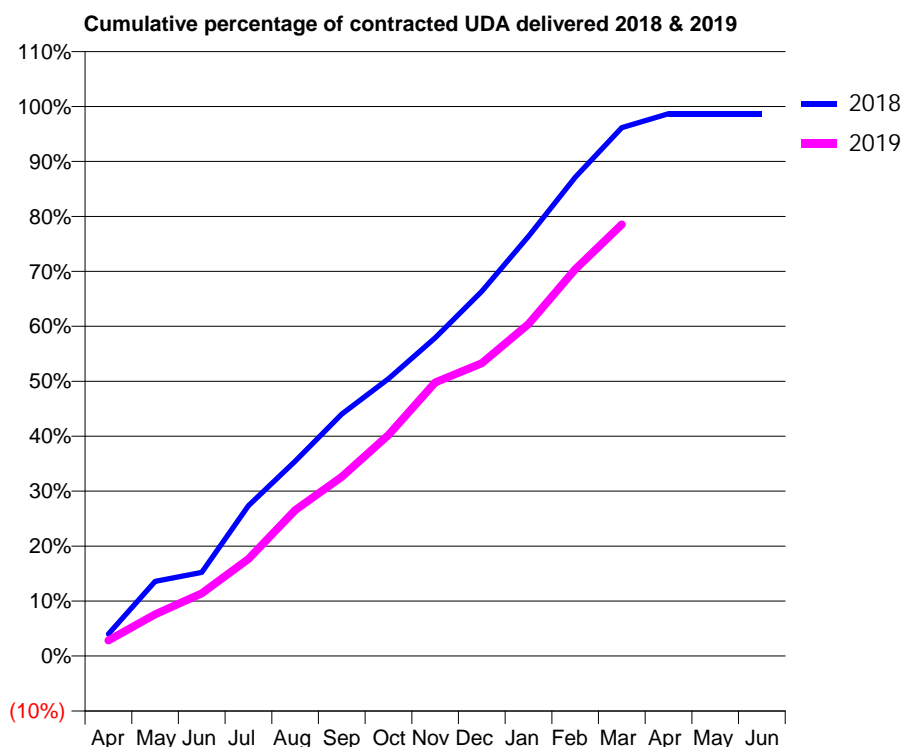
18/19 Contracted general activity (UDA)	1,400
Carry forward general activity (UDA)	18
18/19 Contracted orthodontic activity (UOA)	0
Carry forward orthodontic activity (UOA)	0
Baseline contract value	£32,452.35

ACCESS*

Patients seen in 24 months	Total	Change since previous quarter
Quarter ending March 2018	411	
Quarter ending June 2018	407	→
Quarter ending September 2018	413	→
Quarter ending December 2018	427	↑
Quarter ending March 2019	456	↑
Variance since March 2018	10.9%	↑



ACTIVITY



Month	Adjusted Scheduled Activity (UDA)	
	2018	2019
April	56	40
May	190	106
June	213	160
July	383	247
August	497	372
September	616	456
October	707	563
November	811	697
December	929	746
January	1,069	846
February	1,220	985
March	1,346	1,099
April	1,381	
May	1,381	
June	1,381	

QUALITY

	Quantity	Base Number	Contract	AT	Region	England
% of FP17s for the same patient ID Re-attending within 3 months - Children	26	532	4.9%	11.4%	11.3%	11.8%
% of FP17s for the same patient ID Re-attending within 3 months - Adults	12	175	6.9%	16.2%	15.4%	15.7%
% of FP17s for the same patient ID Re-attending between 3 & 9 months - Children	359	532	67.5%	55.6%	61.3%	58.9%
% of FP17s for the same patient ID Re-attending between 3 & 9 months - Adults	127	175	72.6%	48.5%	52.1%	50.8%
% of FP17s for Band 1 Urgent Courses	22	682	3.2%	10.1%	9.5%	9.1%
% of FP17s Relating to Free Repair or Replacements	0	682	0.0%	0.5%	0.6%	0.8%
% of FP17s Relating to Continuations	0	682	0.0%	0.7%	0.8%	0.9%
% of Patients satisfied with the dentistry they have received	0	0	N/A	90.9%	92.4%	92.5%
% of Patients satisfied with the time they had to wait for an appointment	0	0	N/A	86.2%	86.3%	87.0%

* This is based on patients treated on this contract for their most recent course of treatment.

Figures in italics indicate the base number of FP17s or Patient Questionnaire responses are less than 100. N/A is shown where the base number of responses is less than 10 during the period. % is calculated as Quantity/Base number*100

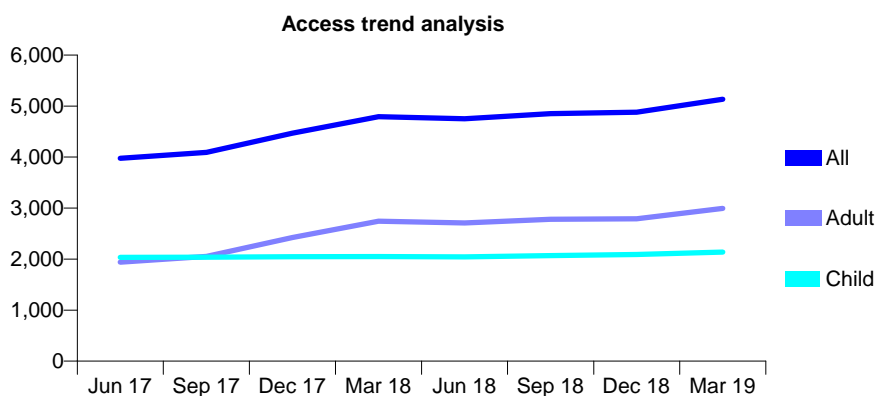
Q67 - Vital Signs At a Glance Contract Report for 317764/0004 - March 2019

Name or company name	Ashley Lupin & Associates Ltd
Contract type name	GDS Contract
Purpose of contract	General
Contract start date	29/03/2010
Contract end date	

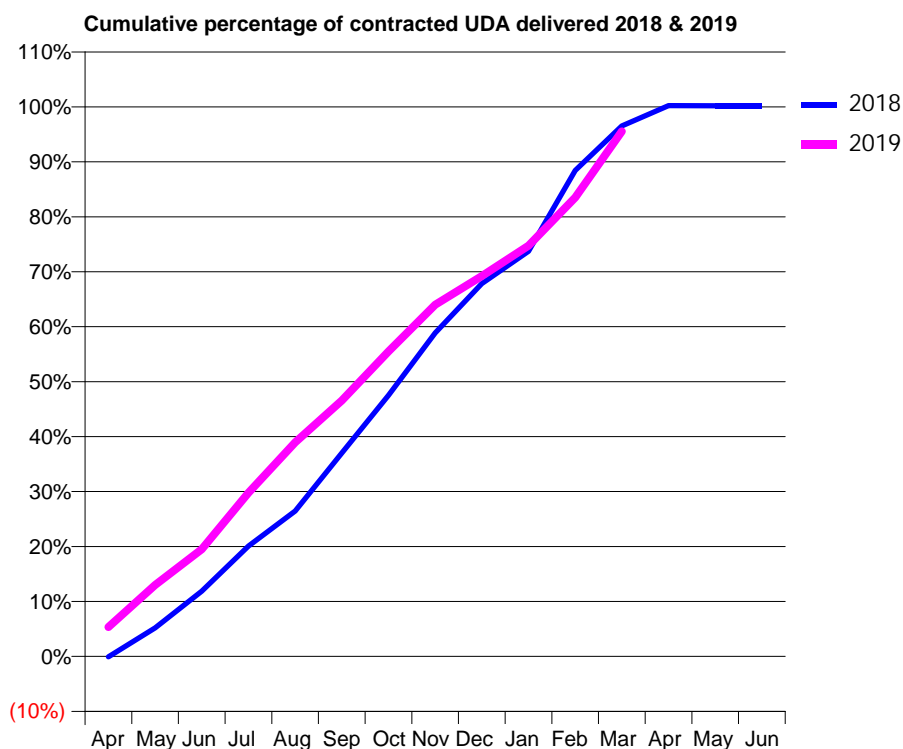
18/19 Contracted general activity (UDA)	16,144
Carry forward general activity (UDA)	0
18/19 Contracted orthodontic activity (UOA)	0
Carry forward orthodontic activity (UOA)	0
Baseline contract value	£410,394.91

ACCESS*

Patients seen in 24 months	Total	Change since previous quarter
Quarter ending March 2018	4,794	
Quarter ending June 2018	4,751	→
Quarter ending September 2018	4,851	↑
Quarter ending December 2018	4,881	→
Quarter ending March 2019	5,133	↑
Variance since March 2018	7.1%	↑



ACTIVITY



Month	Adjusted Scheduled Activity (UDA)	
	2018	2019
April	-14	863
May	838	2,098
June	1,919	3,149
July	3,243	4,811
August	4,274	6,290
September	5,973	7,518
October	7,672	8,957
November	9,506	10,333
December	10,950	11,174
January	11,901	12,067
February	14,278	13,484
March	15,583	15,423
April	16,180	
May	16,173	
June	16,173	

QUALITY

	Quantity	Base Number	Contract	AT	Region	England
% of FP17s for the same patient ID Re-attending within 3 months - Children	230	2,963	7.8%	11.4%	11.3%	11.8%
% of FP17s for the same patient ID Re-attending within 3 months - Adults	561	2,886	19.4%	16.2%	15.4%	15.7%
% of FP17s for the same patient ID Re-attending between 3 & 9 months - Children	1,423	2,963	48.0%	55.6%	61.3%	58.9%
% of FP17s for the same patient ID Re-attending between 3 & 9 months - Adults	982	2,886	34.0%	48.5%	52.1%	50.8%
% of FP17s for Band 1 Urgent Courses	541	5,634	9.6%	10.1%	9.5%	9.1%
% of FP17s Relating to Free Repair or Replacements	19	5,634	0.3%	0.5%	0.6%	0.8%
% of FP17s Relating to Continuations	53	5,634	0.9%	0.7%	0.8%	0.9%
% of Patients satisfied with the dentistry they have received	1	1	N/A	90.9%	92.4%	92.5%
% of Patients satisfied with the time they had to wait for an appointment	1	1	N/A	86.2%	86.3%	87.0%

* This is based on patients treated on this contract for their most recent course of treatment. Figures in italics indicate the base number of FP17s or Patient Questionnaire responses are less than 100. N/A is shown where the base number of responses is less than 10 during the period. % is calculated as Quantity/Base number*100

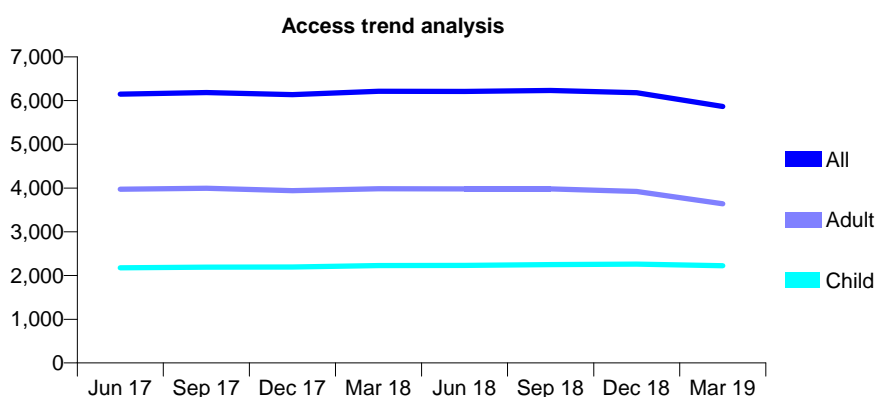
Q67 - Vital Signs At a Glance Contract Report for 318892/0002 - March 2019

Name or company name	MR DP BUSH
Contract type name	GDS Contract
Purpose of contract	General
Contract start date	01/11/2012
Contract end date	

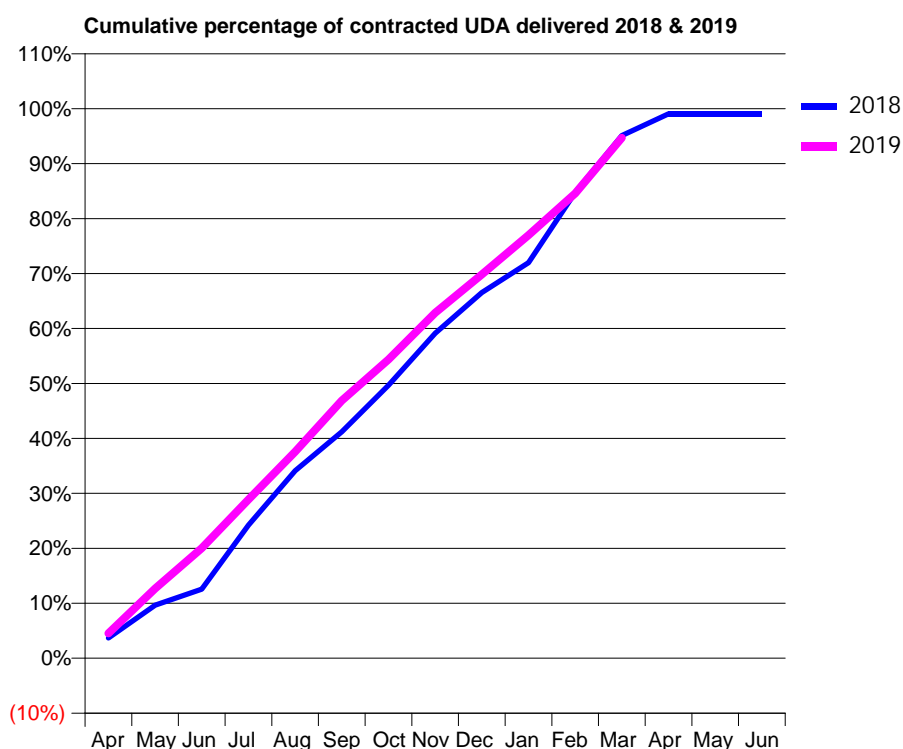
18/19 Contracted general activity (UDA)	14,293
Carry forward general activity (UDA)	138
18/19 Contracted orthodontic activity (UOA)	0
Carry forward orthodontic activity (UOA)	0
Baseline contract value	£359,391.48

ACCESS*

Patients seen in 24 months	Total	Change since previous quarter
Quarter ending March 2018	6,211	
Quarter ending June 2018	6,209	→
Quarter ending September 2018	6,229	→
Quarter ending December 2018	6,182	→
Quarter ending March 2019	5,866	↓
Variance since March 2018	(5.6%)	↓



ACTIVITY



Month	2018	2019
April	524	645
May	1,380	1,812
June	1,794	2,864
July	3,458	4,128
August	4,879	5,369
September	5,889	6,699
October	7,099	7,772
November	8,450	8,984
December	9,508	9,979
January	10,285	11,004
February	12,114	12,091
March	13,593	13,537
April	14,155	
May	14,155	
June	14,155	

QUALITY

	Quantity	Base Number	Contract	AT	Region	England
% of FP17s for the same patient ID Re-attending within 3 months - Children	191	3,522	5.4%	11.4%	11.3%	11.8%
% of FP17s for the same patient ID Re-attending within 3 months - Adults	520	4,795	10.8%	16.2%	15.4%	15.7%
% of FP17s for the same patient ID Re-attending between 3 & 9 months - Children	2,319	3,522	65.8%	55.6%	61.3%	58.9%
% of FP17s for the same patient ID Re-attending between 3 & 9 months - Adults	2,647	4,795	55.2%	48.5%	52.1%	50.8%
% of FP17s for Band 1 Urgent Courses	548	8,029	6.8%	10.1%	9.5%	9.1%
% of FP17s Relating to Free Repair or Replacements	50	8,029	0.6%	0.5%	0.6%	0.8%
% of FP17s Relating to Continuations	11	8,029	0.1%	0.7%	0.8%	0.9%
% of Patients satisfied with the dentistry they have received	3	3	N/A	90.9%	92.4%	92.5%
% of Patients satisfied with the time they had to wait for an appointment	3	3	N/A	86.2%	86.3%	87.0%

* This is based on patients treated on this contract for their most recent course of treatment. Figures in italics indicate the base number of FP17s or Patient Questionnaire responses are less than 100. N/A is shown where the base number of responses is less than 10 during the period. % is calculated as Quantity/Base number*100

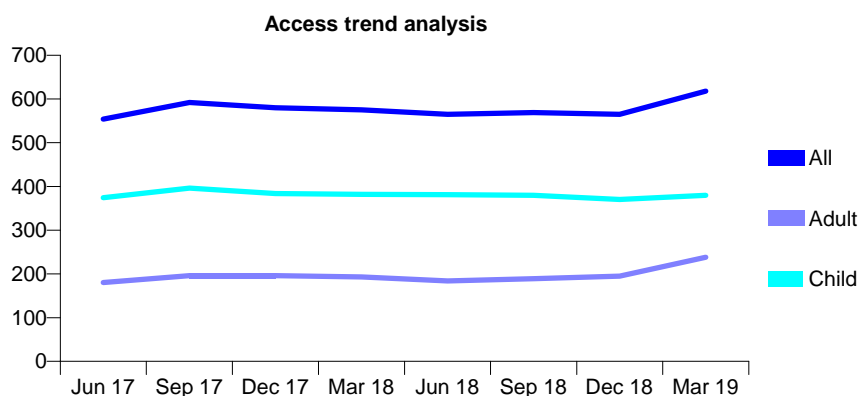
Q67 - Vital Signs At a Glance Contract Report for 319406/0001 - March 2019

Name or company name	Kreate Dental
Contract type name	GDS Contract
Purpose of contract	General
Contract start date	01/04/2006
Contract end date	

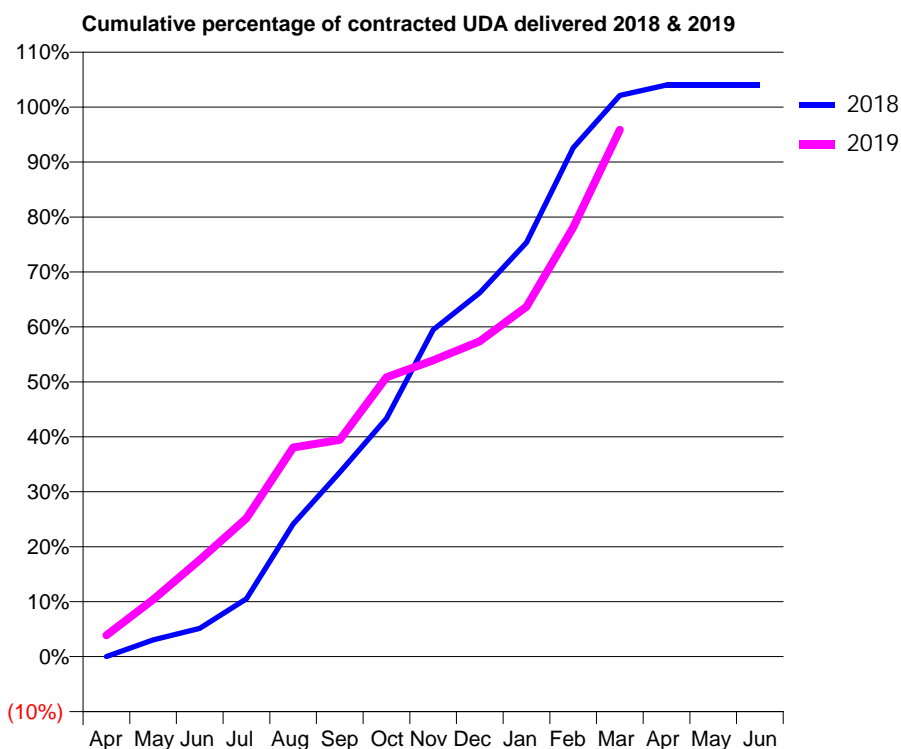
18/19 Contracted general activity (UDA)	1,400
Carry forward general activity (UDA)	0
18/19 Contracted orthodontic activity (UOA)	0
Carry forward orthodontic activity (UOA)	0
Baseline contract value	£35,202.41

ACCESS*

Patients seen in 24 months	Total	Change since previous quarter
Quarter ending March 2018	575	
Quarter ending June 2018	565	↓
Quarter ending September 2018	569	→
Quarter ending December 2018	565	→
Quarter ending March 2019	618	↑
Variance since March 2018	7.5%	↑



ACTIVITY



Month	Adjusted Scheduled Activity (UDA)	
	2018	2019
April	0	54
May	43	146
June	72	247
July	147	353
August	338	532
September	470	552
October	607	712
November	833	755
December	927	803
January	1,055	892
February	1,296	1,094
March	1,430	1,342
April	1,456	
May	1,456	
June	1,456	

QUALITY

	Quantity	Base Number	Contract	AT	Region	England
% of FP17s for the same patient ID Re-attending within 3 months - Children	44	563	7.8%	11.4%	11.3%	11.8%
% of FP17s for the same patient ID Re-attending within 3 months - Adults	31	238	13.0%	16.2%	15.4%	15.7%
% of FP17s for the same patient ID Re-attending between 3 & 9 months - Children	306	563	54.4%	55.6%	61.3%	58.9%
% of FP17s for the same patient ID Re-attending between 3 & 9 months - Adults	100	238	42.0%	48.5%	52.1%	50.8%
% of FP17s for Band 1 Urgent Courses	35	784	4.5%	10.1%	9.5%	9.1%
% of FP17s Relating to Free Repair or Replacements	0	784	0.0%	0.5%	0.6%	0.8%
% of FP17s Relating to Continuations	3	784	0.4%	0.7%	0.8%	0.9%
% of Patients satisfied with the dentistry they have received	0	0	N/A	90.9%	92.4%	92.5%
% of Patients satisfied with the time they had to wait for an appointment	0	0	N/A	86.2%	86.3%	87.0%

* This is based on patients treated on this contract for their most recent course of treatment. Figures in italics indicate the base number of FP17s or Patient Questionnaire responses are less than 100. N/A is shown where the base number of responses is less than 10 during the period. % is calculated as Quantity/Base number*100

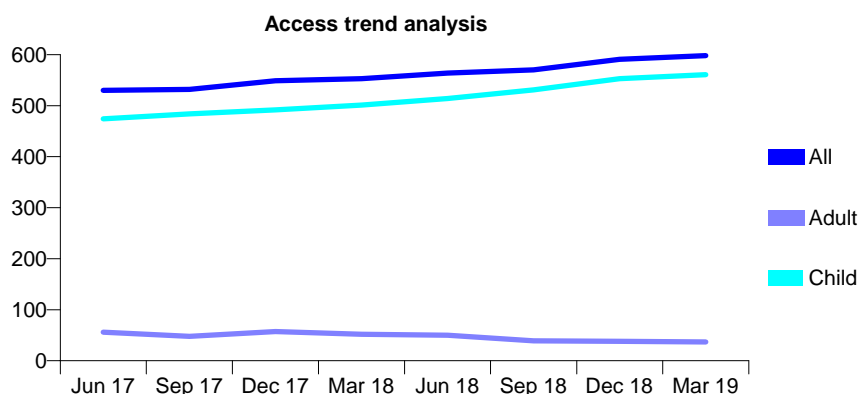
Q67 - Vital Signs At a Glance Contract Report for 319821/0001 - March 2019

Name or company name	MR PJ DENING
Contract type name	GDS Contract
Purpose of contract	General
Contract start date	01/04/2006
Contract end date	

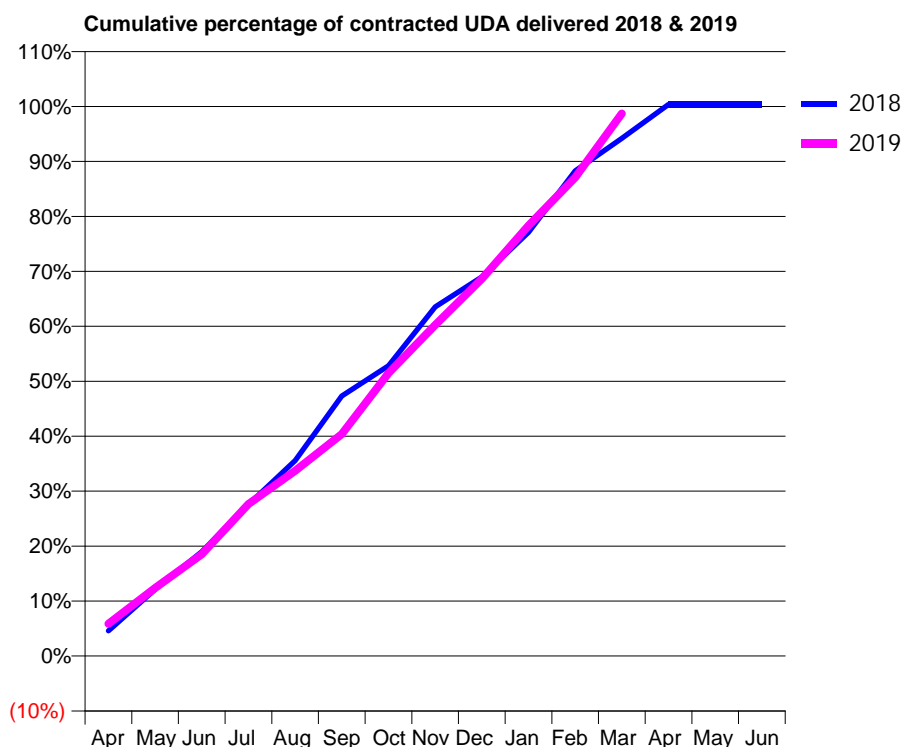
18/19 Contracted general activity (UDA)	1,042
Carry forward general activity (UDA)	0
18/19 Contracted orthodontic activity (UOA)	0
Carry forward orthodontic activity (UOA)	0
Baseline contract value	£23,811.81

ACCESS*

Patients seen in 24 months	Total	Change since previous quarter
Quarter ending March 2018	553	
Quarter ending June 2018	564	→
Quarter ending September 2018	570	→
Quarter ending December 2018	591	↑
Quarter ending March 2019	598	→
Variance since March 2018	8.1%	↑



ACTIVITY



Month	Adjusted Scheduled Activity (UDA)	
	2018	2019
April	48	61
May	126	129
June	198	193
July	287	288
August	371	351
September	493	421
October	550	536
November	662	628
December	719	715
January	803	816
February	920	907
March	981	1,029
April	1,046	
May	1,046	
June	1,046	

QUALITY

	Quantity	Base Number	Contract	AT	Region	England
% of FP17s for the same patient ID Re-attending within 3 months - Children	54	910	5.9%	11.4%	11.3%	11.8%
% of FP17s for the same patient ID Re-attending within 3 months - Adults	0	0	N/A	16.2%	15.4%	15.7%
% of FP17s for the same patient ID Re-attending between 3 & 9 months - Children	603	910	66.3%	55.6%	61.3%	58.9%
% of FP17s for the same patient ID Re-attending between 3 & 9 months - Adults	0	0	N/A	48.5%	52.1%	50.8%
% of FP17s for Band 1 Urgent Courses	18	861	2.1%	10.1%	9.5%	9.1%
% of FP17s Relating to Free Repair or Replacements	0	861	0.0%	0.5%	0.6%	0.8%
% of FP17s Relating to Continuations	0	861	0.0%	0.7%	0.8%	0.9%
% of Patients satisfied with the dentistry they have received	0	0	N/A	90.9%	92.4%	92.5%
% of Patients satisfied with the time they had to wait for an appointment	0	0	N/A	86.2%	86.3%	87.0%

* This is based on patients treated on this contract for their most recent course of treatment. Figures in italics indicate the base number of FP17s or Patient Questionnaire responses are less than 100. N/A is shown where the base number of responses is less than 10 during the period. % is calculated as Quantity/Base number*100

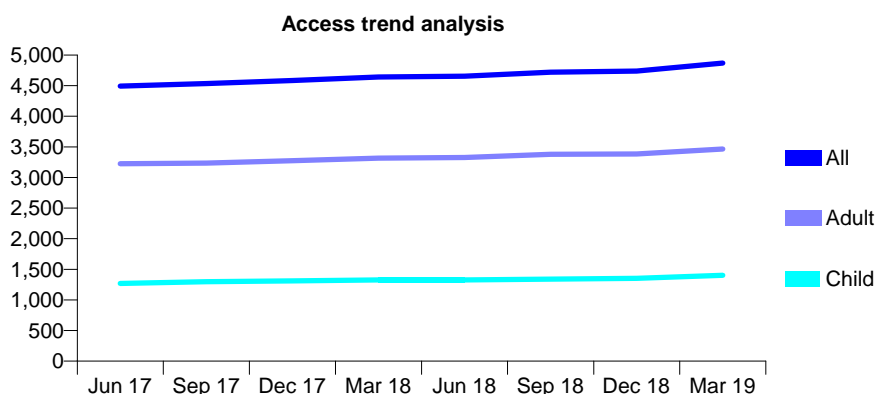
Q67 - Vital Signs At a Glance Contract Report for 320625/0001 - March 2019

Name or company name	Lenham Dental Surgery
Contract type name	GDS Contract
Purpose of contract	General
Contract start date	01/04/2006
Contract end date	

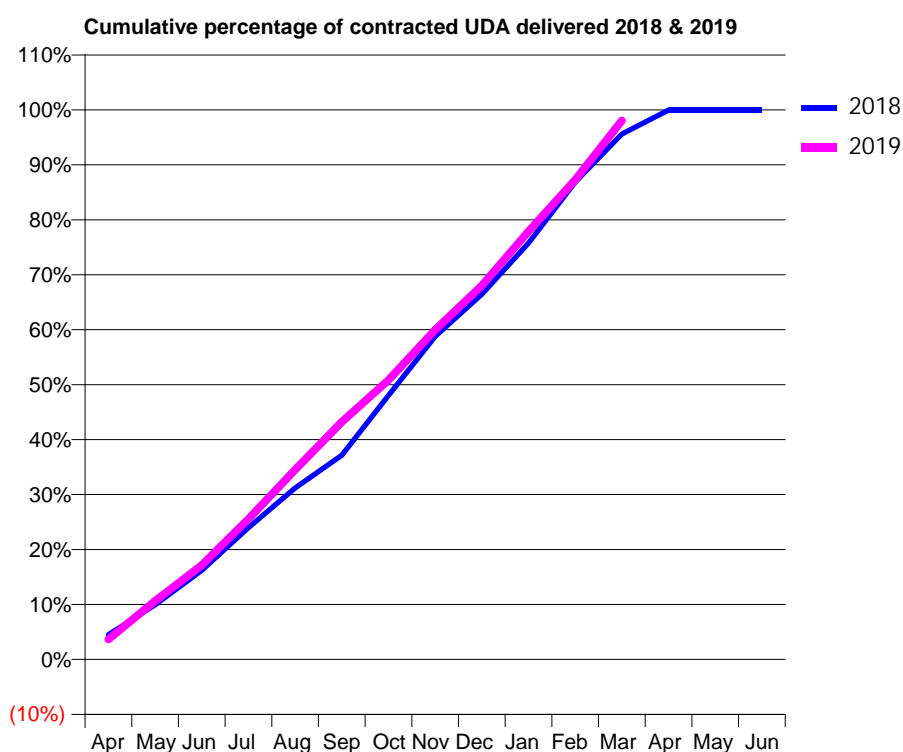
18/19 Contracted general activity (UDA)	16,902
Carry forward general activity (UDA)	5
18/19 Contracted orthodontic activity (UOA)	0
Carry forward orthodontic activity (UOA)	0
Baseline contract value	£424,993.64

ACCESS*

Patients seen in 24 months	Total	Change since previous quarter
Quarter ending March 2018	4,642	
Quarter ending June 2018	4,654	→
Quarter ending September 2018	4,721	→
Quarter ending December 2018	4,737	→
Quarter ending March 2019	4,869	↑
Variance since March 2018	4.9%	↑



ACTIVITY



Month	Adjusted Scheduled Activity (UDA)	
	2018	2019
April	741	616
May	1,645	1,800
June	2,677	2,896
July	3,957	4,322
August	5,153	5,834
September	6,128	7,303
October	7,926	8,592
November	9,700	10,137
December	10,967	11,496
January	12,503	13,164
February	14,333	14,751
March	15,775	16,566
April	16,497	
May	16,497	
June	16,497	

QUALITY

	Quantity	Base Number	Contract	AT	Region	England
% of FP17s for the same patient ID Re-attending within 3 months - Children	170	2,493	6.8%	11.4%	11.3%	11.8%
% of FP17s for the same patient ID Re-attending within 3 months - Adults	858	5,992	14.3%	16.2%	15.4%	15.7%
% of FP17s for the same patient ID Re-attending between 3 & 9 months - Children	1,567	2,493	62.9%	55.6%	61.3%	58.9%
% of FP17s for the same patient ID Re-attending between 3 & 9 months - Adults	3,636	5,992	60.7%	48.5%	52.1%	50.8%
% of FP17s for Band 1 Urgent Courses	1,169	8,224	14.2%	10.1%	9.5%	9.1%
% of FP17s Relating to Free Repair or Replacements	175	8,224	2.1%	0.5%	0.6%	0.8%
% of FP17s Relating to Continuations	19	8,224	0.2%	0.7%	0.8%	0.9%
% of Patients satisfied with the dentistry they have received	9	10	90.0%	90.9%	92.4%	92.5%
% of Patients satisfied with the time they had to wait for an appointment	10	10	100.0%	86.2%	86.3%	87.0%

* This is based on patients treated on this contract for their most recent course of treatment. Figures in italics indicate the base number of FP17s or Patient Questionnaire responses are less than 100. N/A is shown where the base number of responses is less than 10 during the period. % is calculated as Quantity/Base number*100

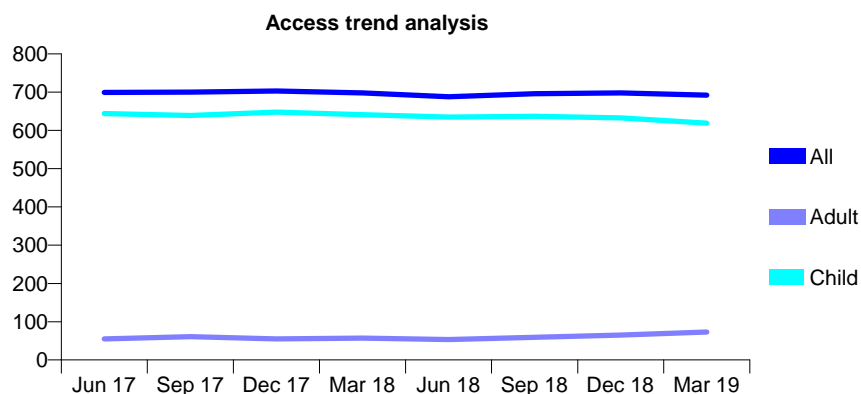
Q67 - Vital Signs At a Glance Contract Report for 330493/0001 - March 2019

Name or company name	MR CF GUNTER
Contract type name	GDS Contract
Purpose of contract	General
Contract start date	01/04/2006
Contract end date	

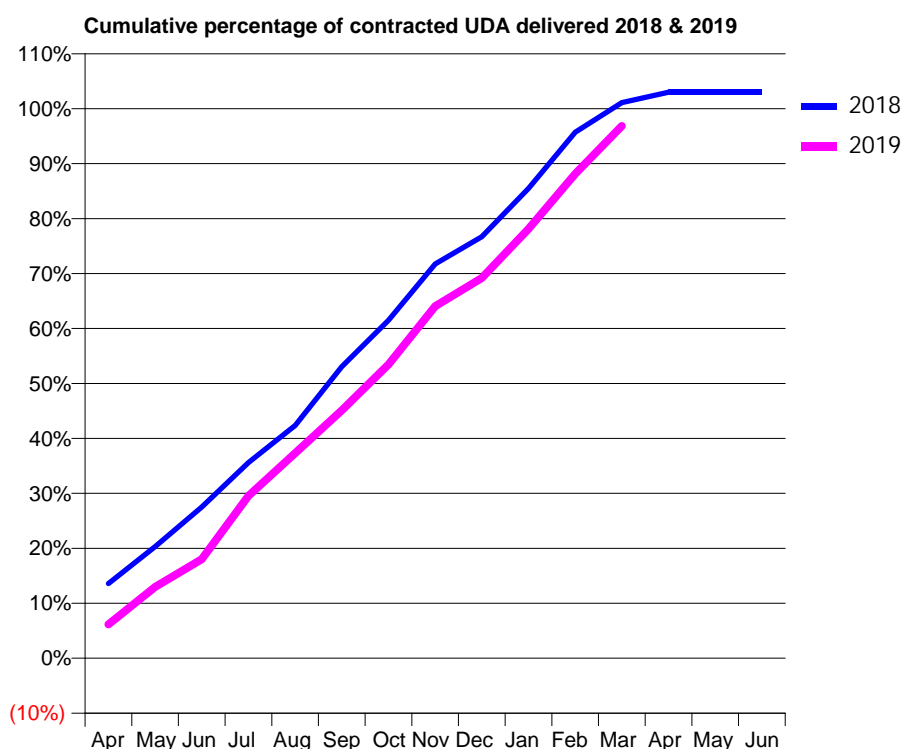
18/19 Contracted general activity (UDA)	1,171
Carry forward general activity (UDA)	0
18/19 Contracted orthodontic activity (UOA)	0
Carry forward orthodontic activity (UOA)	0
Baseline contract value	£29,444.31

ACCESS*

Patients seen in 24 months	Total	Change since previous quarter
Quarter ending March 2018	698	
Quarter ending June 2018	688	↓
Quarter ending September 2018	696	→
Quarter ending December 2018	698	→
Quarter ending March 2019	692	→
Variance since March 2018	(0.9%)	→



ACTIVITY



Adjusted Scheduled Activity (UDA)		
Month	2018	2019
April	159	72
May	238	152
June	322	211
July	417	346
August	496	437
September	621	528
October	720	626
November	840	750
December	898	810
January	1,001	915
February	1,121	1,032
March	1,184	1,134
April	1,206	
May	1,206	
June	1,206	

QUALITY

	Quantity	Base Number	Contract	AT	Region	England
% of FP17s for the same patient ID Re-attending within 3 months - Children	29	941	3.1%	11.4%	11.3%	11.8%
% of FP17s for the same patient ID Re-attending within 3 months - Adults	0	1	0.0%	16.2%	15.4%	15.7%
% of FP17s for the same patient ID Re-attending between 3 & 9 months - Children	622	941	66.1%	55.6%	61.3%	58.9%
% of FP17s for the same patient ID Re-attending between 3 & 9 months - Adults	0	1	0.0%	48.5%	52.1%	50.8%
% of FP17s for Band 1 Urgent Courses	0	928	0.0%	10.1%	9.5%	9.1%
% of FP17s Relating to Free Repair or Replacements	0	928	0.0%	0.5%	0.6%	0.8%
% of FP17s Relating to Continuations	0	928	0.0%	0.7%	0.8%	0.9%
% of Patients satisfied with the dentistry they have received	0	0	N/A	90.9%	92.4%	92.5%
% of Patients satisfied with the time they had to wait for an appointment	0	0	N/A	86.2%	86.3%	87.0%

* This is based on patients treated on this contract for their most recent course of treatment.

Figures in italics indicate the base number of FP17s or Patient Questionnaire responses are less than 100. N/A is shown where the base number of responses is less than 10 during the period. % is calculated as Quantity/Base number*100

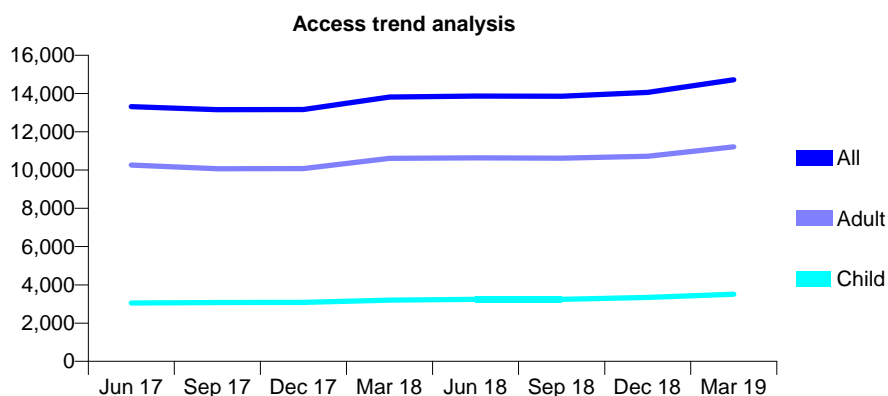
Q67 - Vital Signs At a Glance Contract Report for 330736/0018 - March 2019

Name or company name	MR N PATEL
Contract type name	GDS Contract
Purpose of contract	General and Orthodontic
Contract start date	01/01/2015
Contract end date	

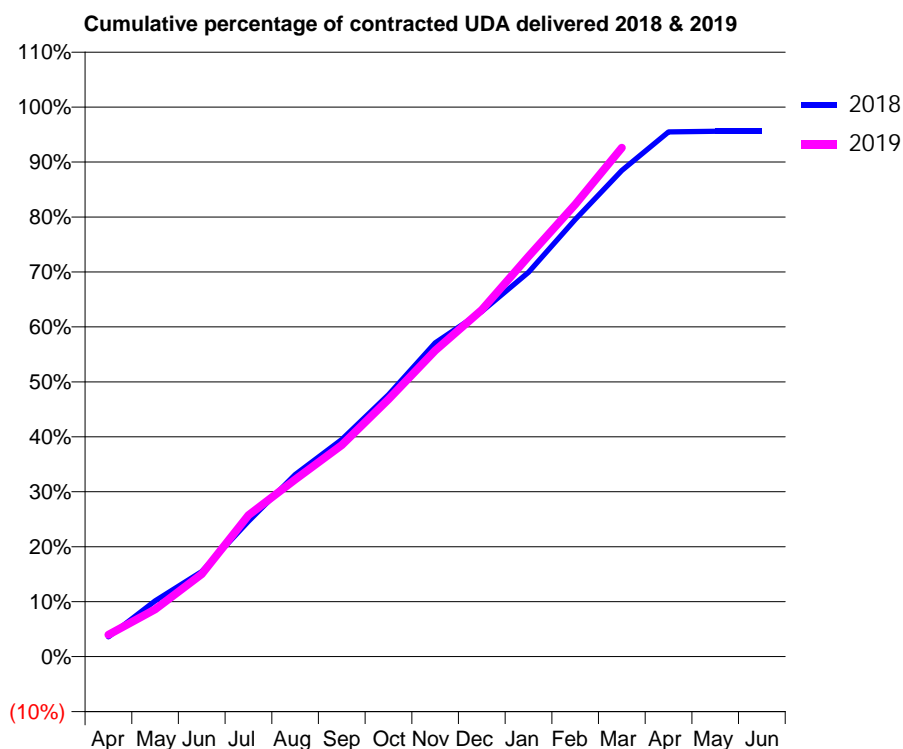
18/19 Contracted general activity (UDA)	38,100
Carry forward general activity (UDA)	350
18/19 Contracted orthodontic activity (UOA)	1,275
Carry forward orthodontic activity (UOA)	39
Baseline contract value	£1,014,624.26

ACCESS*

Patients seen in 24 months	Total	Change since previous quarter
Quarter ending March 2018	13,813	
Quarter ending June 2018	13,867	→
Quarter ending September 2018	13,859	→
Quarter ending December 2018	14,056	→
Quarter ending March 2019	14,723	↑
Variance since March 2018	6.6%	↑



ACTIVITY



Month	Adjusted Scheduled Activity (UDA)	
	2018	2019
April	1,377	1,512
May	3,868	3,279
June	5,896	5,721
July	9,377	9,810
August	12,622	12,272
September	15,052	14,663
October	18,149	17,837
November	21,752	21,223
December	23,935	24,044
January	26,639	27,740
February	30,317	31,348
March	33,709	35,275
April	36,373	
May	36,426	
June	36,425	

QUALITY

	Quantity	Base Number	Contract	AT	Region	England
% of FP17s for the same patient ID Re-attending within 3 months - Children	385	5,501	7.0%	11.4%	11.3%	11.8%
% of FP17s for the same patient ID Re-attending within 3 months - Adults	1,871	16,244	11.5%	16.2%	15.4%	15.7%
% of FP17s for the same patient ID Re-attending between 3 & 9 months - Children	3,309	5,501	60.2%	55.6%	61.3%	58.9%
% of FP17s for the same patient ID Re-attending between 3 & 9 months - Adults	9,811	16,244	60.4%	48.5%	52.1%	50.8%
% of FP17s for Band 1 Urgent Courses	1,637	20,177	8.1%	10.1%	9.5%	9.1%
% of FP17s Relating to Free Repair or Replacements	76	20,177	0.4%	0.5%	0.6%	0.8%
% of FP17s Relating to Continuations	58	20,177	0.3%	0.7%	0.8%	0.9%
% of Patients satisfied with the dentistry they have received	10	13	76.9%	90.9%	92.4%	92.5%
% of Patients satisfied with the time they had to wait for an appointment	11	13	84.6%	86.2%	86.3%	87.0%

* This is based on patients treated on this contract for their most recent course of treatment. Figures in italics indicate the base number of FP17s or Patient Questionnaire responses are less than 100. N/A is shown where the base number of responses is less than 10 during the period. % is calculated as Quantity/Base number*100

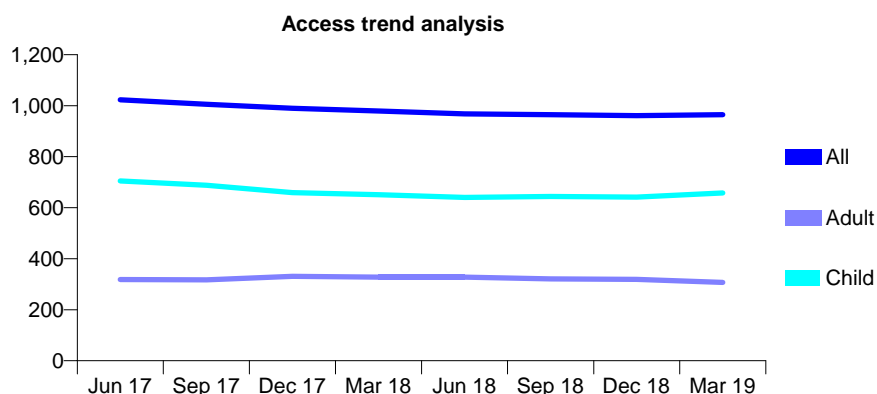
Q67 - Vital Signs At a Glance Contract Report for 331538/0001 - March 2019

Name or company name	MR SJ PATIENT
Contract type name	GDS Contract
Purpose of contract	General
Contract start date	01/04/2006
Contract end date	

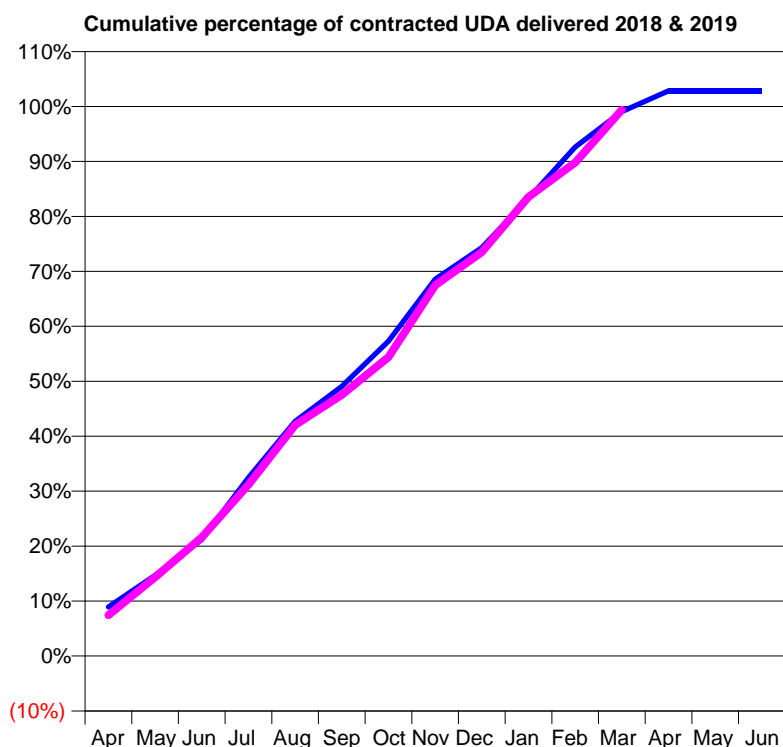
18/19 Contracted general activity (UDA)	1,842
Carry forward general activity (UDA)	0
18/19 Contracted orthodontic activity (UOA)	0
Carry forward orthodontic activity (UOA)	0
Baseline contract value	£47,684.25

ACCESS*

Patients seen in 24 months	Total	Change since previous quarter
Quarter ending March 2018	979	
Quarter ending June 2018	968	↓
Quarter ending September 2018	965	→
Quarter ending December 2018	961	→
Quarter ending March 2019	965	→
Variance since March 2018	(1.4%)	↓



ACTIVITY



Month	Adjusted Scheduled Activity (UDA)	
	2018	2019
April	164	137
May	271	265
June	390	398
July	598	574
August	787	774
September	903	875
October	1,056	1,002
November	1,263	1,242
December	1,369	1,354
January	1,534	1,539
February	1,706	1,654
March	1,824	1,831
April	1,894	
May	1,894	
June	1,894	

QUALITY

	Quantity	Base Number	Contract	AT	Region	England
% of FP17s for the same patient ID Re-attending within 3 months - Children	33	959	3.4%	11.4%	11.3%	11.8%
% of FP17s for the same patient ID Re-attending within 3 months - Adults	14	275	5.1%	16.2%	15.4%	15.7%
% of FP17s for the same patient ID Re-attending between 3 & 9 months - Children	564	959	58.8%	55.6%	61.3%	58.9%
% of FP17s for the same patient ID Re-attending between 3 & 9 months - Adults	124	275	45.1%	48.5%	52.1%	50.8%
% of FP17s for Band 1 Urgent Courses	39	1,197	3.3%	10.1%	9.5%	9.1%
% of FP17s Relating to Free Repair or Replacements	0	1,197	0.0%	0.5%	0.6%	0.8%
% of FP17s Relating to Continuations	0	1,197	0.0%	0.7%	0.8%	0.9%
% of Patients satisfied with the dentistry they have received	0	0	N/A	90.9%	92.4%	92.5%
% of Patients satisfied with the time they had to wait for an appointment	0	0	N/A	86.2%	86.3%	87.0%

* This is based on patients treated on this contract for their most recent course of treatment. Figures in italics indicate the base number of FP17s or Patient Questionnaire responses are less than 100. N/A is shown where the base number of responses is less than 10 during the period. % is calculated as Quantity/Base number*100

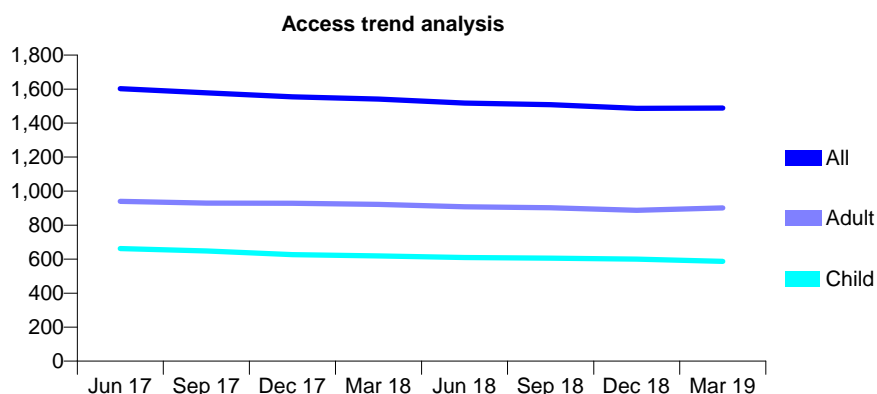
Q67 - Vital Signs At a Glance Contract Report for 332623/0001 - March 2019

Name or company name	MR RE BANKS
Contract type name	GDS Contract
Purpose of contract	General
Contract start date	01/04/2006
Contract end date	

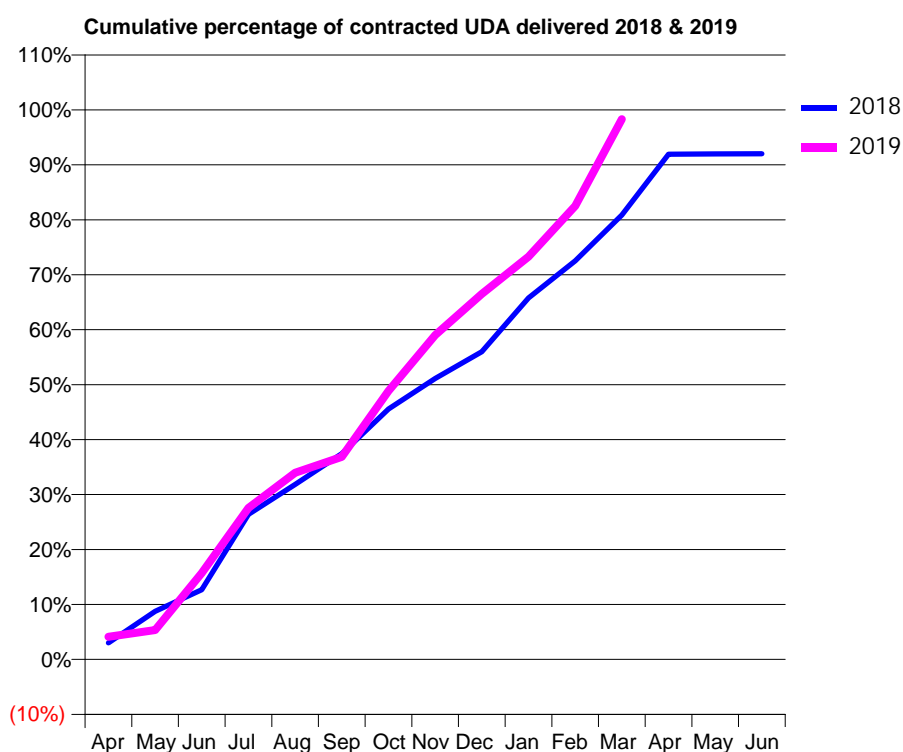
18/19 Contracted general activity (UDA)	3,680
Carry forward general activity (UDA)	0
18/19 Contracted orthodontic activity (UOA)	0
Carry forward orthodontic activity (UOA)	0
Baseline contract value	£91,718.59

ACCESS*

Patients seen in 24 months	Total	Change since previous quarter
Quarter ending March 2018	1,541	
Quarter ending June 2018	1,518	↓
Quarter ending September 2018	1,508	→
Quarter ending December 2018	1,487	↓
Quarter ending March 2019	1,488	→
Variance since March 2018	(3.4%)	↓



ACTIVITY



Month	Adjusted Scheduled Activity (UDA)	
	2018	2019
April	121	153
May	350	197
June	508	578
July	1,056	1,015
August	1,274	1,249
September	1,497	1,356
October	1,822	1,798
November	2,045	2,172
December	2,240	2,447
January	2,631	2,698
February	2,901	3,037
March	3,235	3,617
April	3,676	
May	3,679	
June	3,680	

QUALITY

	Quantity	Base Number	Contract	AT	Region	England
% of FP17s for the same patient ID Re-attending within 3 months - Children	56	963	5.8%	11.4%	11.3%	11.8%
% of FP17s for the same patient ID Re-attending within 3 months - Adults	164	1,306	12.6%	16.2%	15.4%	15.7%
% of FP17s for the same patient ID Re-attending between 3 & 9 months - Children	604	963	62.7%	55.6%	61.3%	58.9%
% of FP17s for the same patient ID Re-attending between 3 & 9 months - Adults	765	1,306	58.6%	48.5%	52.1%	50.8%
% of FP17s for Band 1 Urgent Courses	189	2,063	9.2%	10.1%	9.5%	9.1%
% of FP17s Relating to Free Repair or Replacements	2	2,063	0.1%	0.5%	0.6%	0.8%
% of FP17s Relating to Continuations	11	2,063	0.5%	0.7%	0.8%	0.9%
% of Patients satisfied with the dentistry they have received	1	1	N/A	90.9%	92.4%	92.5%
% of Patients satisfied with the time they had to wait for an appointment	1	1	N/A	86.2%	86.3%	87.0%

* This is based on patients treated on this contract for their most recent course of treatment. Figures in italics indicate the base number of FP17s or Patient Questionnaire responses are less than 100. N/A is shown where the base number of responses is less than 10 during the period. % is calculated as Quantity/Base number*100

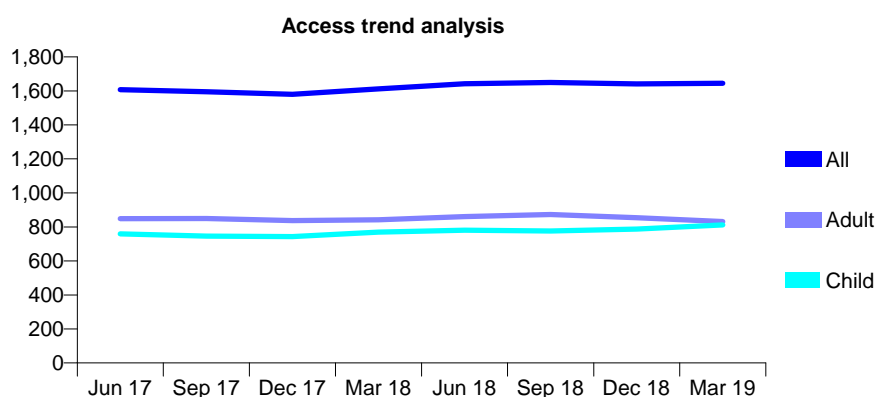
Q67 - Vital Signs At a Glance Contract Report for 333751/0001 - March 2019

Name or company name	MR J MEAKIN
Contract type name	GDS Contract
Purpose of contract	General
Contract start date	01/04/2006
Contract end date	

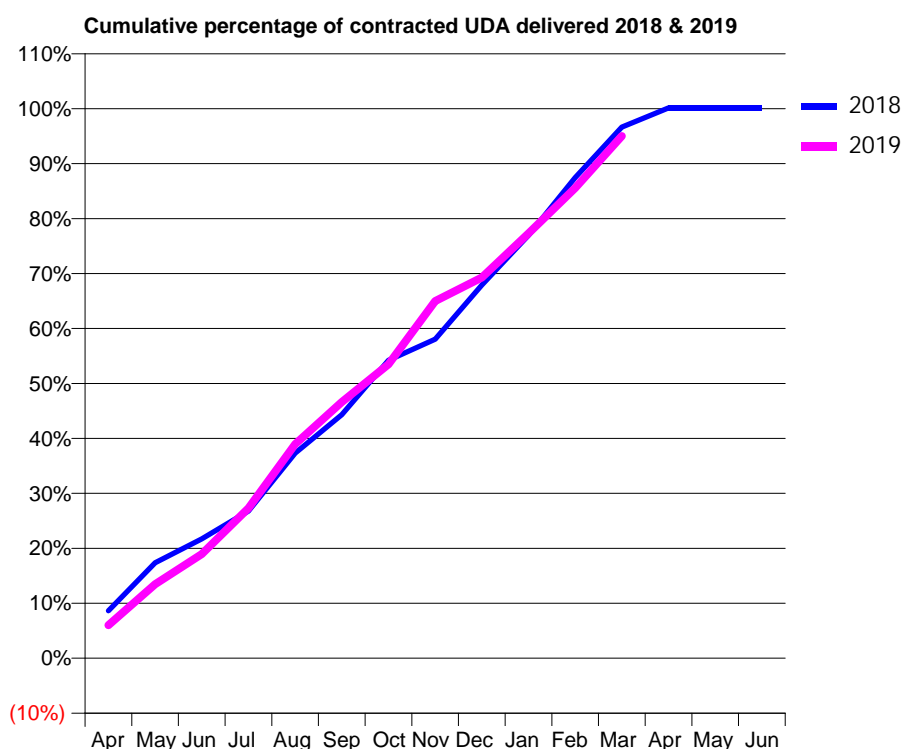
18/19 Contracted general activity (UDA)	2,211
Carry forward general activity (UDA)	0
18/19 Contracted orthodontic activity (UOA)	0
Carry forward orthodontic activity (UOA)	0
Baseline contract value	£50,536.18

ACCESS*

Patients seen in 24 months	Total	Change since previous quarter
Quarter ending March 2018	1,611	
Quarter ending June 2018	1,642	→
Quarter ending September 2018	1,649	→
Quarter ending December 2018	1,641	→
Quarter ending March 2019	1,644	→
Variance since March 2018	2.0%	↑



ACTIVITY



Month	2018	2019
April	191	133
May	384	298
June	480	419
July	592	604
August	825	861
September	979	1,030
October	1,199	1,183
November	1,284	1,437
December	1,502	1,531
January	1,702	1,709
February	1,934	1,892
March	2,137	2,101
April	2,214	
May	2,214	
June	2,214	

QUALITY

	Quantity	Base Number	Contract	AT	Region	England
% of FP17s for the same patient ID Re-attending within 3 months - Children	94	1,252	7.5%	11.4%	11.3%	11.8%
% of FP17s for the same patient ID Re-attending within 3 months - Adults	155	1,062	14.6%	16.2%	15.4%	15.7%
% of FP17s for the same patient ID Re-attending between 3 & 9 months - Children	796	1,252	63.6%	55.6%	61.3%	58.9%
% of FP17s for the same patient ID Re-attending between 3 & 9 months - Adults	481	1,062	45.3%	48.5%	52.1%	50.8%
% of FP17s for Band 1 Urgent Courses	10	1,478	0.7%	10.1%	9.5%	9.1%
% of FP17s Relating to Free Repair or Replacements	1	1,478	0.1%	0.5%	0.6%	0.8%
% of FP17s Relating to Continuations	3	1,478	0.2%	0.7%	0.8%	0.9%
% of Patients satisfied with the dentistry they have received	0	1	N/A	90.9%	92.4%	92.5%
% of Patients satisfied with the time they had to wait for an appointment	1	1	N/A	86.2%	86.3%	87.0%

* This is based on patients treated on this contract for their most recent course of treatment.

Figures in italics indicate the base number of FP17s or Patient Questionnaire responses are less than 100. N/A is shown where the base number of responses is less than 10 during the period. % is calculated as Quantity/Base number*100

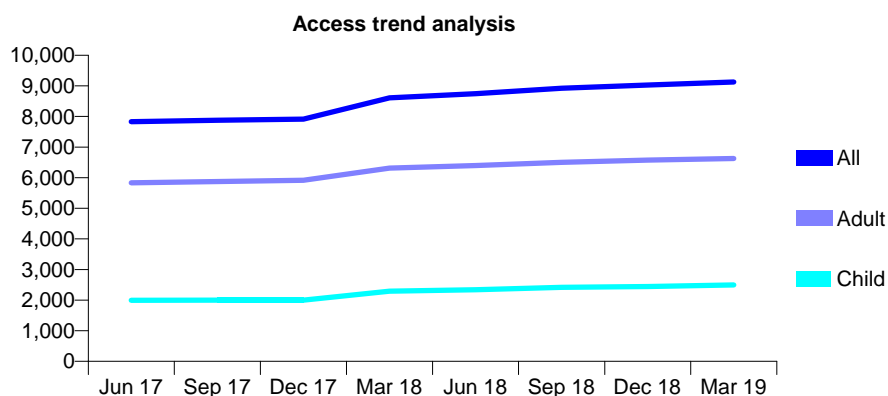
Q67 - Vital Signs At a Glance Contract Report for 339296/0001 - March 2019

Name or company name	Dr G Biant and Dr Anish Patel
Contract type name	GDS Contract
Purpose of contract	General
Contract start date	01/04/2006
Contract end date	

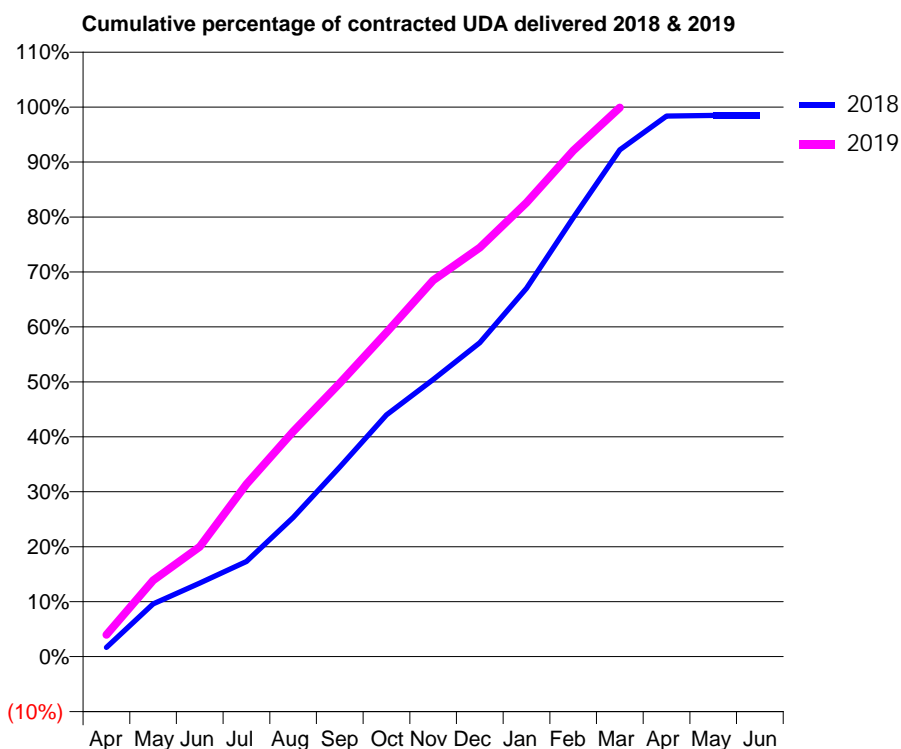
18/19 Contracted general activity (UDA)	24,152
Carry forward general activity (UDA)	369
18/19 Contracted orthodontic activity (UOA)	0
Carry forward orthodontic activity (UOA)	0
Baseline contract value	£577,521.78

ACCESS*

Patients seen in 24 months	Total	Change since previous quarter
Quarter ending March 2018	8,607	
Quarter ending June 2018	8,741	→
Quarter ending September 2018	8,922	↑
Quarter ending December 2018	9,024	→
Quarter ending March 2019	9,125	→
Variance since March 2018	6.0%	↑



ACTIVITY



Month	Adjusted Scheduled Activity (UDA)	
	2018	2019
April	408	966
May	2,318	3,351
June	3,231	4,828
July	4,181	7,581
August	6,114	9,888
September	8,334	12,021
October	10,620	14,246
November	12,182	16,543
December	13,795	17,975
January	16,194	19,952
February	19,293	22,231
March	22,267	24,126
April	23,758	
May	23,782	
June	23,783	

QUALITY

	Quantity	Base Number	Contract	AT	Region	England
% of FP17s for the same patient ID Re-attending within 3 months - Children	264	3,847	6.9%	11.4%	11.3%	11.8%
% of FP17s for the same patient ID Re-attending within 3 months - Adults	1,225	9,946	12.3%	16.2%	15.4%	15.7%
% of FP17s for the same patient ID Re-attending between 3 & 9 months - Children	2,404	3,847	62.5%	55.6%	61.3%	58.9%
% of FP17s for the same patient ID Re-attending between 3 & 9 months - Adults	5,931	9,946	59.6%	48.5%	52.1%	50.8%
% of FP17s for Band 1 Urgent Courses	1,465	13,068	11.2%	10.1%	9.5%	9.1%
% of FP17s Relating to Free Repair or Replacements	31	13,068	0.2%	0.5%	0.6%	0.8%
% of FP17s Relating to Continuations	47	13,068	0.4%	0.7%	0.8%	0.9%
% of Patients satisfied with the dentistry they have received	14	14	100.0%	90.9%	92.4%	92.5%
% of Patients satisfied with the time they had to wait for an appointment	11	14	78.6%	86.2%	86.3%	87.0%

* This is based on patients treated on this contract for their most recent course of treatment. Figures in italics indicate the base number of FP17s or Patient Questionnaire responses are less than 100. N/A is shown where the base number of responses is less than 10 during the period. % is calculated as Quantity/Base number*100

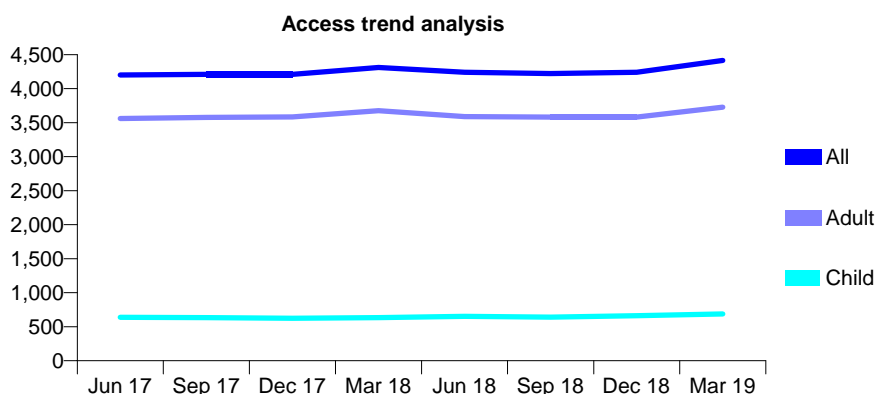
Q67 - Vital Signs At a Glance Contract Report for 340782/0001 - March 2019

Name or company name	MRS F HAGHI
Contract type name	GDS Contract
Purpose of contract	General
Contract start date	01/04/2006
Contract end date	

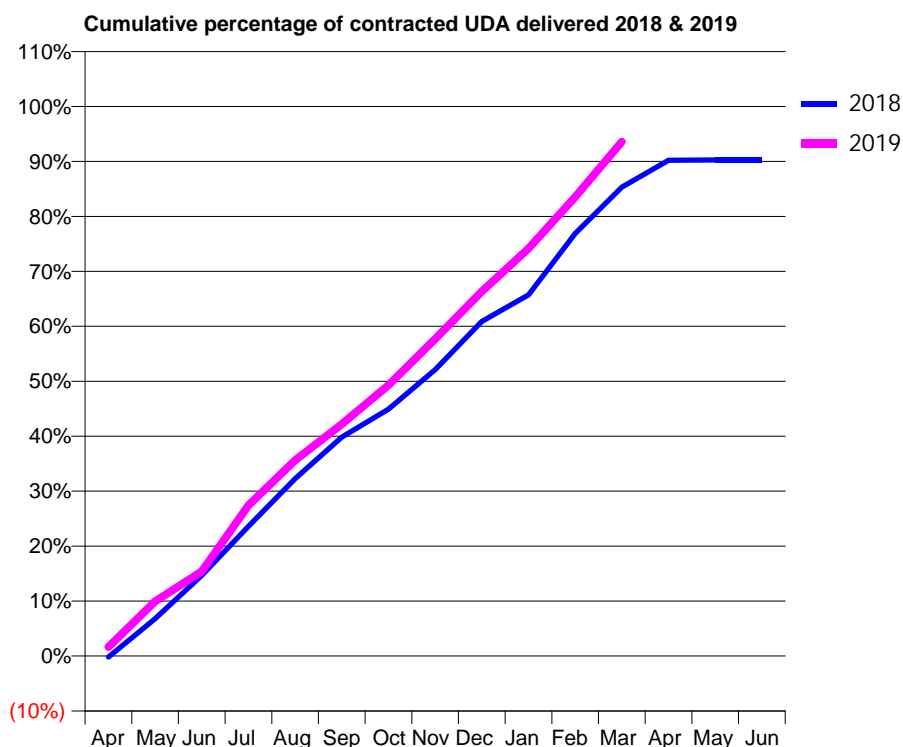
18/19 Contracted general activity (UDA)	12,763
Carry forward general activity (UDA)	0
18/19 Contracted orthodontic activity (UOA)	0
Carry forward orthodontic activity (UOA)	0
Baseline contract value	£291,721.56

ACCESS*

Patients seen in 24 months	Total	Change since previous quarter
Quarter ending March 2018	4,310	
Quarter ending June 2018	4,242	↓
Quarter ending September 2018	4,222	→
Quarter ending December 2018	4,243	→
Quarter ending March 2019	4,415	↑
Variance since March 2018	2.4%	↑



ACTIVITY



Month	Adjusted Scheduled Activity (UDA)	
	2018	2019
April	-26	213
May	910	1,271
June	1,961	1,966
July	3,155	3,499
August	4,315	4,547
September	5,322	5,385
October	6,004	6,293
November	6,964	7,366
December	8,135	8,467
January	8,779	9,465
February	10,276	10,661
March	11,399	11,945
April	12,055	
May	12,060	
June	12,060	

QUALITY

	Quantity	Base Number	Contract	AT	Region	England
% of FP17s for the same patient ID Re-attending within 3 months - Children	46	1,144	4.0%	11.4%	11.3%	11.8%
% of FP17s for the same patient ID Re-attending within 3 months - Adults	803	6,414	12.5%	16.2%	15.4%	15.7%
% of FP17s for the same patient ID Re-attending between 3 & 9 months - Children	774	1,144	67.7%	55.6%	61.3%	58.9%
% of FP17s for the same patient ID Re-attending between 3 & 9 months - Adults	4,396	6,414	68.5%	48.5%	52.1%	50.8%
% of FP17s for Band 1 Urgent Courses	357	7,212	5.0%	10.1%	9.5%	9.1%
% of FP17s Relating to Free Repair or Replacements	59	7,212	0.8%	0.5%	0.6%	0.8%
% of FP17s Relating to Continuations	54	7,212	0.7%	0.7%	0.8%	0.9%
% of Patients satisfied with the dentistry they have received	3	3	N/A	90.9%	92.4%	92.5%
% of Patients satisfied with the time they had to wait for an appointment	3	3	N/A	86.2%	86.3%	87.0%

* This is based on patients treated on this contract for their most recent course of treatment.

Figures in italics indicate the base number of FP17s or Patient Questionnaire responses are less than 100. N/A is shown where the base number of responses is less than 10 during the period. % is calculated as Quantity/Base number*100

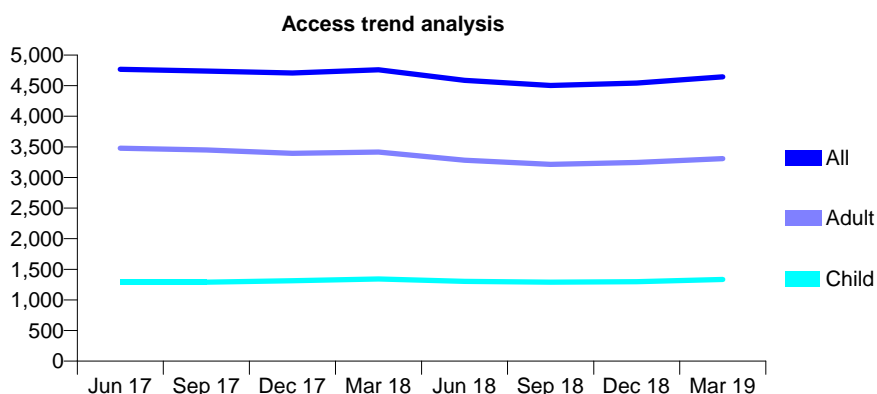
Q67 - Vital Signs At a Glance Contract Report for 342955/0001 - March 2019

Name or company name	Premier Dental Care
Contract type name	GDS Contract
Purpose of contract	General
Contract start date	01/04/2006
Contract end date	

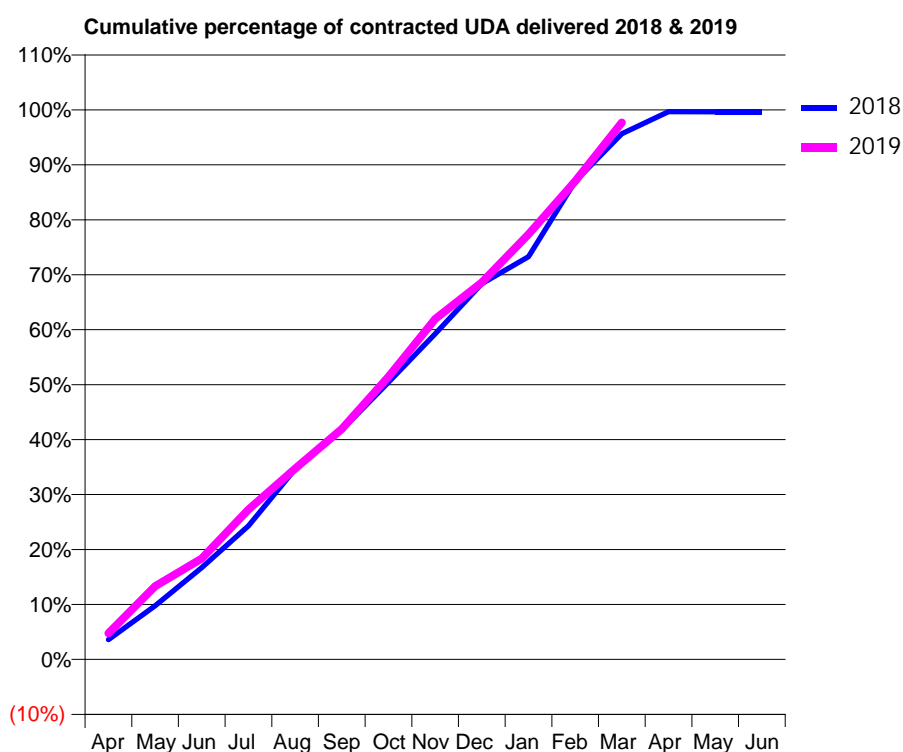
18/19 Contracted general activity (UDA)	15,500
Carry forward general activity (UDA)	57
18/19 Contracted orthodontic activity (UOA)	0
Carry forward orthodontic activity (UOA)	0
Baseline contract value	£394,105.73

ACCESS*

Patients seen in 24 months	Total	Change since previous quarter
Quarter ending March 2018	4,760	
Quarter ending June 2018	4,588	↓
Quarter ending September 2018	4,505	↓
Quarter ending December 2018	4,542	→
Quarter ending March 2019	4,643	↑
Variance since March 2018	(2.5%)	↓



ACTIVITY



Month	Adjusted Scheduled Activity (UDA)	
	2018	2019
April	558	738
May	1,513	2,066
June	2,589	2,845
July	3,768	4,229
August	5,370	5,384
September	6,470	6,496
October	7,817	7,977
November	9,183	9,605
December	10,598	10,633
January	11,358	11,988
February	13,487	13,489
March	14,826	15,142
April	15,450	
May	15,443	
June	15,442	

QUALITY

	Quantity	Base Number	Contract	AT	Region	England
% of FP17s for the same patient ID Re-attending within 3 months - Children	270	2,017	13.4%	11.4%	11.3%	11.8%
% of FP17s for the same patient ID Re-attending within 3 months - Adults	711	4,520	15.7%	16.2%	15.4%	15.7%
% of FP17s for the same patient ID Re-attending between 3 & 9 months - Children	1,089	2,017	54.0%	55.6%	61.3%	58.9%
% of FP17s for the same patient ID Re-attending between 3 & 9 months - Adults	2,291	4,520	50.7%	48.5%	52.1%	50.8%
% of FP17s for Band 1 Urgent Courses	509	6,090	8.4%	10.1%	9.5%	9.1%
% of FP17s Relating to Free Repair or Replacements	57	6,090	0.9%	0.5%	0.6%	0.8%
% of FP17s Relating to Continuations	22	6,090	0.4%	0.7%	0.8%	0.9%
% of Patients satisfied with the dentistry they have received	0	0	N/A	90.9%	92.4%	92.5%
% of Patients satisfied with the time they had to wait for an appointment	0	0	N/A	86.2%	86.3%	87.0%

* This is based on patients treated on this contract for their most recent course of treatment. Figures in italics indicate the base number of FP17s or Patient Questionnaire responses are less than 100. N/A is shown where the base number of responses is less than 10 during the period. % is calculated as Quantity/Base number*100

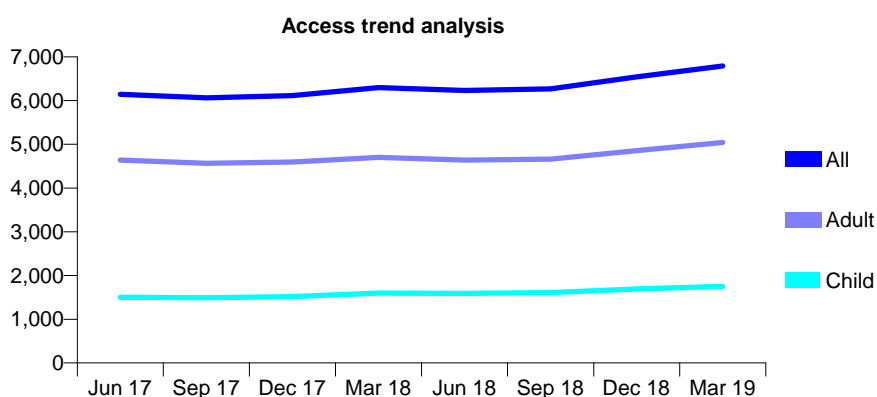
Q67 - Vital Signs At a Glance Contract Report for 343064/0001 - March 2019

Name or company name	MISS R FATHI SAFFAR
Contract type name	GDS Contract
Purpose of contract	General
Contract start date	01/04/2006
Contract end date	

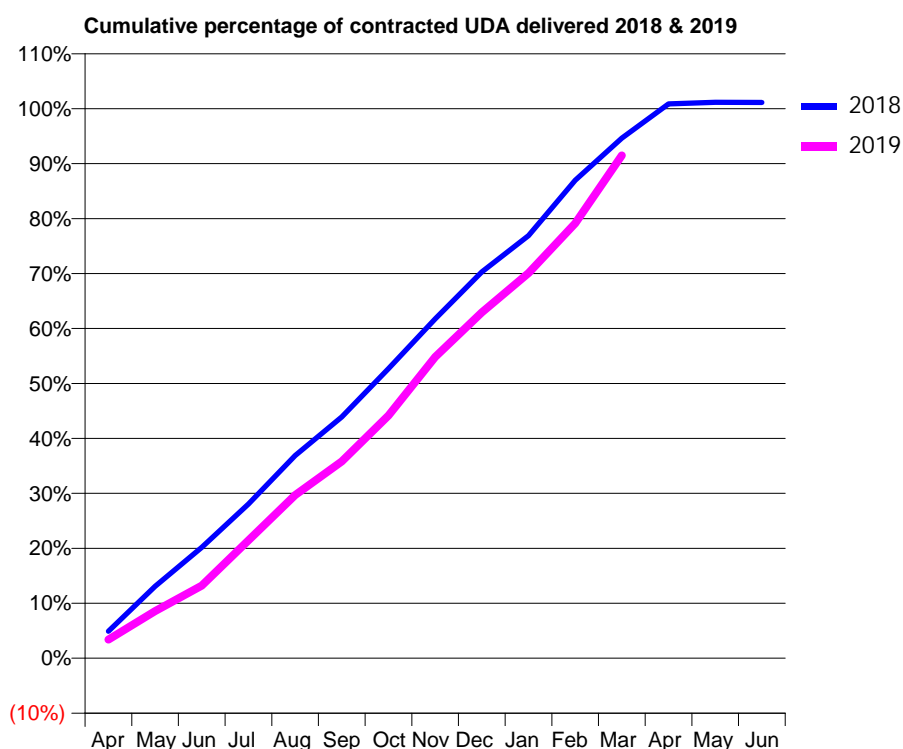
18/19 Contracted general activity (UDA)	16,790
Carry forward general activity (UDA)	0
18/19 Contracted orthodontic activity (UOA)	0
Carry forward orthodontic activity (UOA)	0
Baseline contract value	£422,177.46

ACCESS*

Patients seen in 24 months	Total	Change since previous quarter
Quarter ending March 2018	6,298	
Quarter ending June 2018	6,233	↓
Quarter ending September 2018	6,271	→
Quarter ending December 2018	6,543	↑
Quarter ending March 2019	6,792	↑
Variance since March 2018	7.8%	↑



ACTIVITY



Month	2018	2019
April	827	571
May	2,200	1,442
June	3,388	2,220
July	4,714	3,604
August	6,190	4,985
September	7,373	6,012
October	8,849	7,418
November	10,369	9,206
December	11,803	10,562
January	12,909	11,764
February	14,605	13,288
March	15,890	15,361
April	16,937	
May	16,983	
June	16,979	

QUALITY

	Quantity	Base Number	Contract	AT	Region	England
% of FP17s for the same patient ID Re-attending within 3 months - Children	98	2,497	3.9%	11.4%	11.3%	11.8%
% of FP17s for the same patient ID Re-attending within 3 months - Adults	324	6,643	4.9%	16.2%	15.4%	15.7%
% of FP17s for the same patient ID Re-attending between 3 & 9 months - Children	1,584	2,497	63.4%	55.6%	61.3%	58.9%
% of FP17s for the same patient ID Re-attending between 3 & 9 months - Adults	4,048	6,643	60.9%	48.5%	52.1%	50.8%
% of FP17s for Band 1 Urgent Courses	306	8,719	3.5%	10.1%	9.5%	9.1%
% of FP17s Relating to Free Repair or Replacements	27	8,719	0.3%	0.5%	0.6%	0.8%
% of FP17s Relating to Continuations	6	8,719	0.1%	0.7%	0.8%	0.9%
% of Patients satisfied with the dentistry they have received	6	6	N/A	90.9%	92.4%	92.5%
% of Patients satisfied with the time they had to wait for an appointment	5	6	N/A	86.2%	86.3%	87.0%

* This is based on patients treated on this contract for their most recent course of treatment.

Figures in italics indicate the base number of FP17s or Patient Questionnaire responses are less than 100. N/A is shown where the base number of responses is less than 10 during the period. % is calculated as Quantity/Base number*100

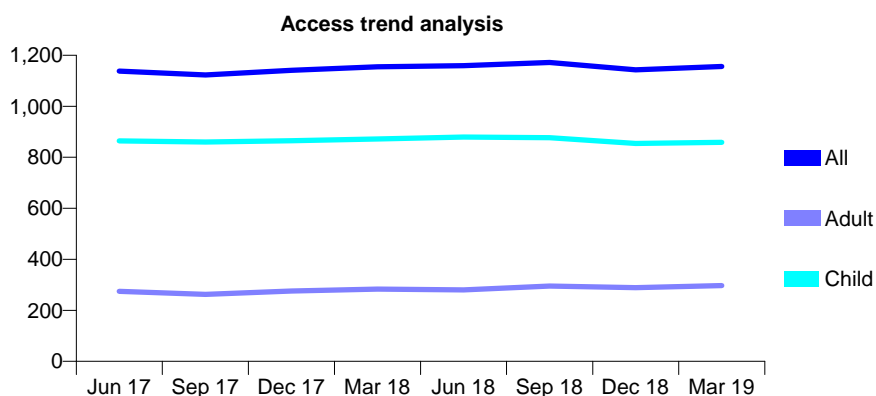
Q67 - Vital Signs At a Glance Contract Report for 345415/0001 - March 2019

Name or company name	Rehab Afridi and Adil Khalil
Contract type name	GDS Contract
Purpose of contract	General
Contract start date	01/12/2009
Contract end date	

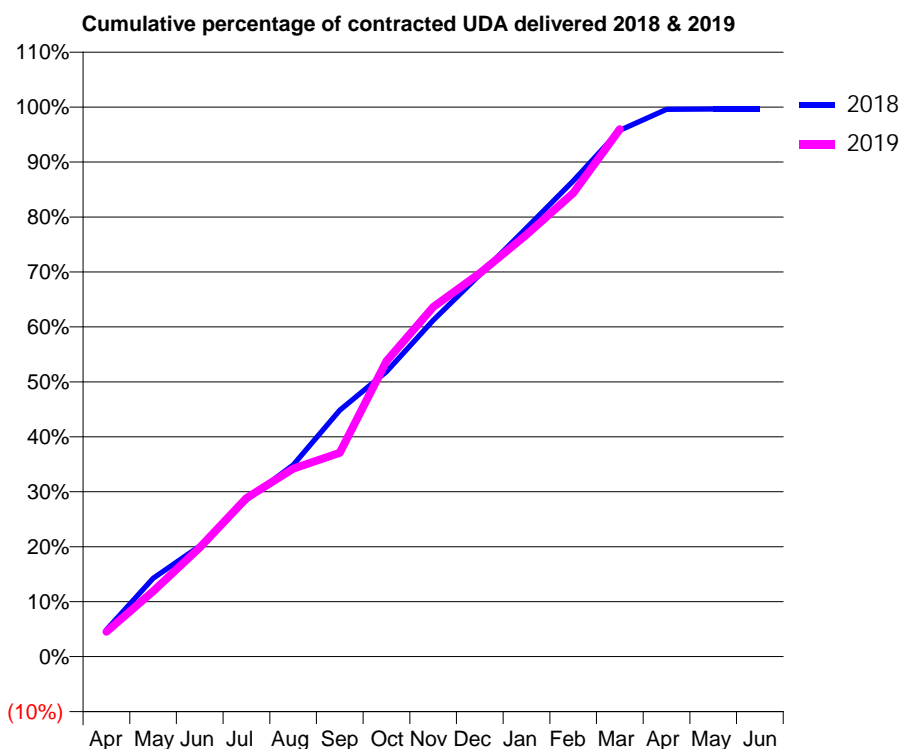
18/19 Contracted general activity (UDA)	2,945
Carry forward general activity (UDA)	10
18/19 Contracted orthodontic activity (UOA)	0
Carry forward orthodontic activity (UOA)	0
Baseline contract value	£84,173.77

ACCESS*

Patients seen in 24 months	Total	Change since previous quarter
Quarter ending March 2018	1,155	
Quarter ending June 2018	1,159	→
Quarter ending September 2018	1,172	→
Quarter ending December 2018	1,143	↓
Quarter ending March 2019	1,156	→
Variance since March 2018	0.1%	→



ACTIVITY



Month	Adjusted Scheduled Activity (UDA)	
	2018	2019
April	144	133
May	420	350
June	592	585
July	840	849
August	1,027	1,008
September	1,321	1,093
October	1,527	1,583
November	1,803	1,873
December	2,047	2,054
January	2,297	2,261
February	2,549	2,484
March	2,820	2,826
April	2,932	
May	2,934	
June	2,934	

QUALITY

	Quantity	Base Number	Contract	AT	Region	England
% of FP17s for the same patient ID Re-attending within 3 months - Children	143	1,415	10.1%	11.4%	11.3%	11.8%
% of FP17s for the same patient ID Re-attending within 3 months - Adults	69	333	20.7%	16.2%	15.4%	15.7%
% of FP17s for the same patient ID Re-attending between 3 & 9 months - Children	896	1,415	63.3%	55.6%	61.3%	58.9%
% of FP17s for the same patient ID Re-attending between 3 & 9 months - Adults	158	333	47.4%	48.5%	52.1%	50.8%
% of FP17s for Band 1 Urgent Courses	83	1,700	4.9%	10.1%	9.5%	9.1%
% of FP17s Relating to Free Repair or Replacements	1	1,700	0.1%	0.5%	0.6%	0.8%
% of FP17s Relating to Continuations	0	1,700	0.0%	0.7%	0.8%	0.9%
% of Patients satisfied with the dentistry they have received	0	0	N/A	90.9%	92.4%	92.5%
% of Patients satisfied with the time they had to wait for an appointment	0	0	N/A	86.2%	86.3%	87.0%

* This is based on patients treated on this contract for their most recent course of treatment. Figures in italics indicate the base number of FP17s or Patient Questionnaire responses are less than 100. N/A is shown where the base number of responses is less than 10 during the period. % is calculated as Quantity/Base number*100

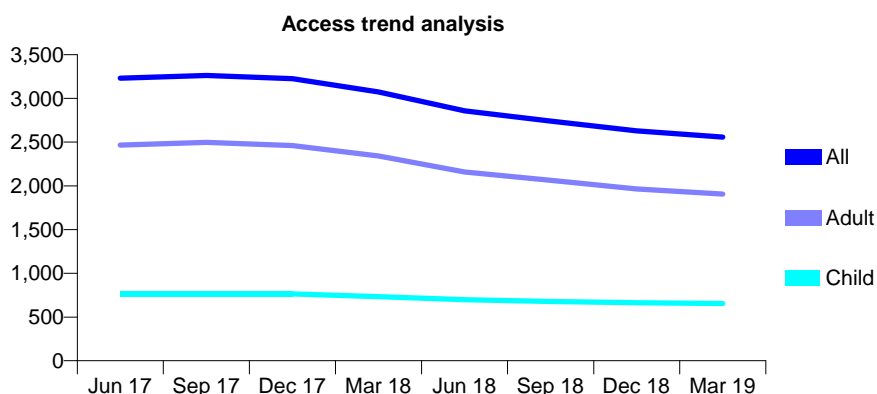
Q67 - Vital Signs At a Glance Contract Report for 353337/0002 - March 2019

Name or company name	MR DM BOWER
Contract type name	GDS Contract
Purpose of contract	General
Contract start date	01/06/2007
Contract end date	

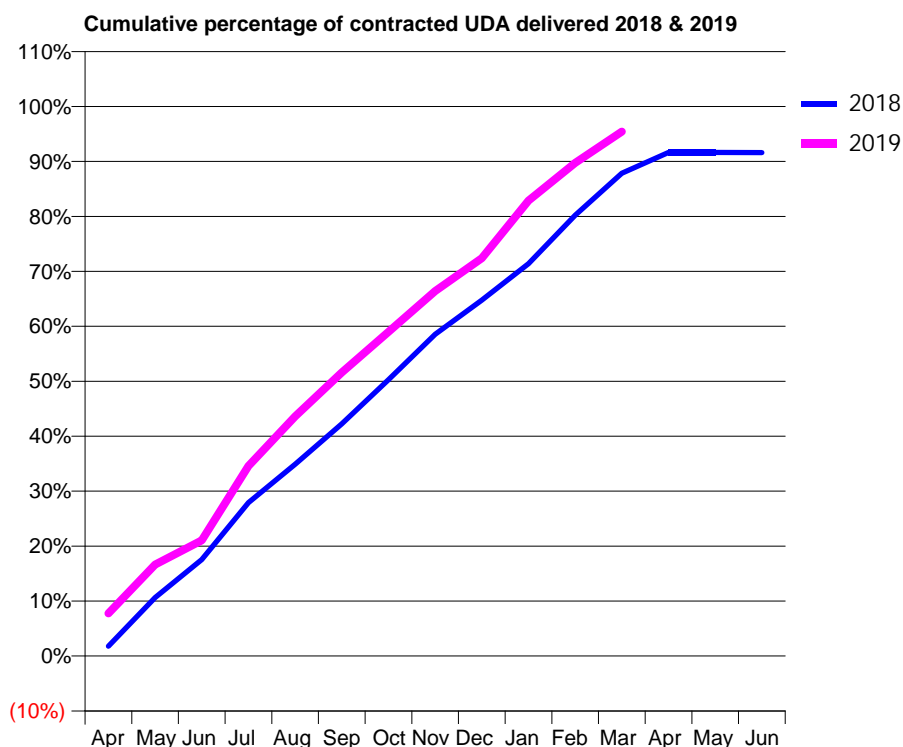
18/19 Contracted general activity (UDA)	4,200
Carry forward general activity (UDA)	0
18/19 Contracted orthodontic activity (UOA)	0
Carry forward orthodontic activity (UOA)	0
Baseline contract value	£109,717.09

ACCESS*

Patients seen in 24 months	Total	Change since previous quarter
Quarter ending March 2018	3,074	
Quarter ending June 2018	2,857	↓
Quarter ending September 2018	2,741	↓
Quarter ending December 2018	2,629	↓
Quarter ending March 2019	2,559	↓
Variance since March 2018	(16.8%)	↓



ACTIVITY



Month	Adjusted Scheduled Activity (UDA)	
	2018	2019
April	171	326
May	1,022	698
June	1,684	884
July	2,679	1,453
August	3,352	1,832
September	4,056	2,166
October	4,827	2,477
November	5,619	2,789
December	6,217	3,040
January	6,853	3,480
February	7,700	3,769
March	8,433	4,008
April	8,797	
May	8,795	
June	8,794	

QUALITY

	Quantity	Base Number	Contract	AT	Region	England
% of FP17s for the same patient ID Re-attending within 3 months - Children	72	1,055	6.8%	11.4%	11.3%	11.8%
% of FP17s for the same patient ID Re-attending within 3 months - Adults	190	1,460	13.0%	16.2%	15.4%	15.7%
% of FP17s for the same patient ID Re-attending between 3 & 9 months - Children	719	1,055	68.2%	55.6%	61.3%	58.9%
% of FP17s for the same patient ID Re-attending between 3 & 9 months - Adults	1,014	1,460	69.5%	48.5%	52.1%	50.8%
% of FP17s for Band 1 Urgent Courses	95	2,342	4.1%	10.1%	9.5%	9.1%
% of FP17s Relating to Free Repair or Replacements	22	2,342	0.9%	0.5%	0.6%	0.8%
% of FP17s Relating to Continuations	14	2,342	0.6%	0.7%	0.8%	0.9%
% of Patients satisfied with the dentistry they have received	1	1	N/A	90.9%	92.4%	92.5%
% of Patients satisfied with the time they had to wait for an appointment	1	1	N/A	86.2%	86.3%	87.0%

* This is based on patients treated on this contract for their most recent course of treatment. Figures in italics indicate the base number of FP17s or Patient Questionnaire responses are less than 100. N/A is shown where the base number of responses is less than 10 during the period. % is calculated as Quantity/Base number*100

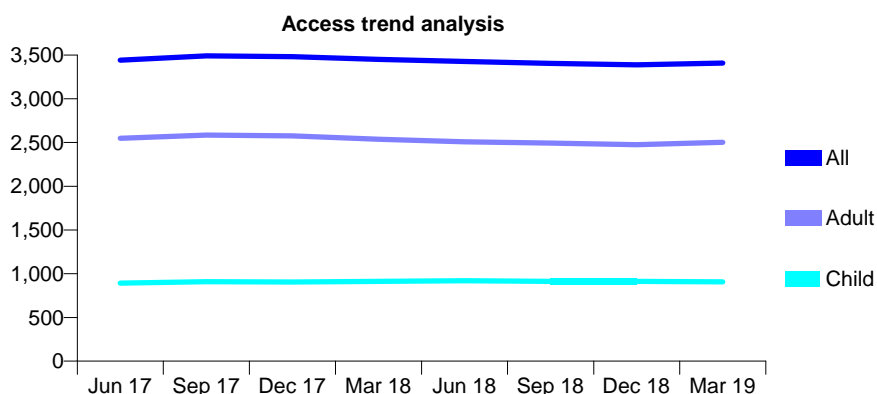
Q67 - Vital Signs At a Glance Contract Report for 357960/0001 - March 2019

Name or company name	MISS DE HAYES
Contract type name	GDS Contract
Purpose of contract	General
Contract start date	24/06/2015
Contract end date	

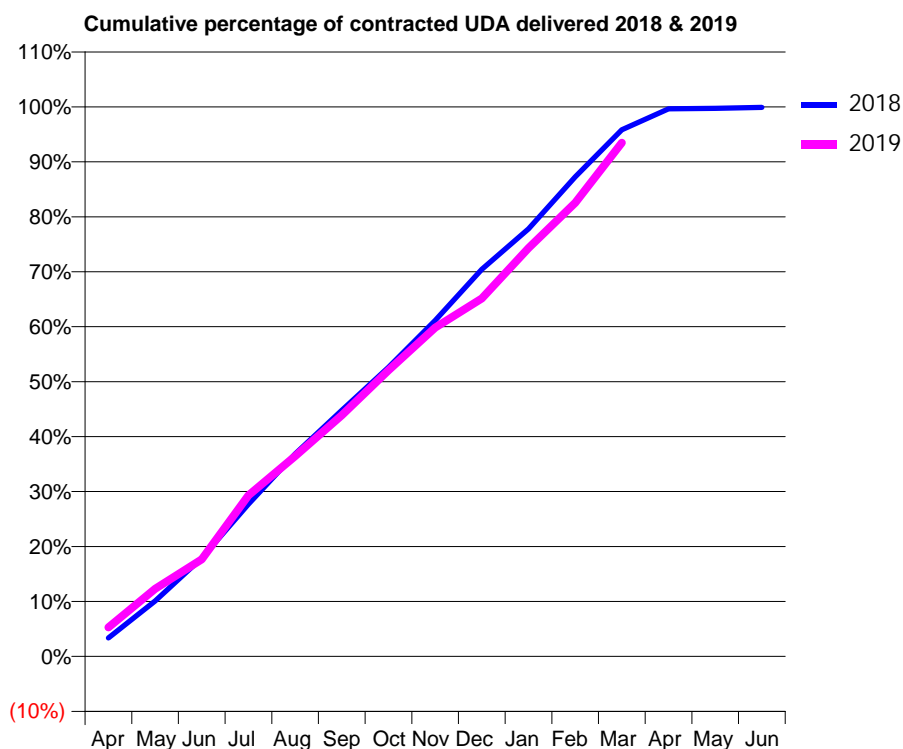
18/19 Contracted general activity (UDA)	10,000
Carry forward general activity (UDA)	10
18/19 Contracted orthodontic activity (UOA)	0
Carry forward orthodontic activity (UOA)	0
Baseline contract value	£251,445.79

ACCESS*

Patients seen in 24 months	Total	Change since previous quarter
Quarter ending March 2018	3,450	
Quarter ending June 2018	3,427	→
Quarter ending September 2018	3,405	→
Quarter ending December 2018	3,388	→
Quarter ending March 2019	3,409	→
Variance since March 2018	(1.2%)	↓



ACTIVITY



Month	Adjusted Scheduled Activity (UDA)	
	2018	2019
April	336	528
May	1,011	1,231
June	1,790	1,764
July	2,770	2,931
August	3,686	3,646
September	4,479	4,385
October	5,259	5,205
November	6,115	5,984
December	7,043	6,512
January	7,782	7,430
February	8,728	8,253
March	9,581	9,346
April	9,963	
May	9,972	
June	9,989	

QUALITY

	Quantity	Base Number	Contract	AT	Region	England
% of FP17s for the same patient ID Re-attending within 3 months - Children	111	1,482	7.5%	11.4%	11.3%	11.8%
% of FP17s for the same patient ID Re-attending within 3 months - Adults	685	4,180	16.4%	16.2%	15.4%	15.7%
% of FP17s for the same patient ID Re-attending between 3 & 9 months - Children	889	1,482	60.0%	55.6%	61.3%	58.9%
% of FP17s for the same patient ID Re-attending between 3 & 9 months - Adults	2,466	4,180	59.0%	48.5%	52.1%	50.8%
% of FP17s for Band 1 Urgent Courses	875	5,467	16.0%	10.1%	9.5%	9.1%
% of FP17s Relating to Free Repair or Replacements	46	5,467	0.8%	0.5%	0.6%	0.8%
% of FP17s Relating to Continuations	34	5,467	0.6%	0.7%	0.8%	0.9%
% of Patients satisfied with the dentistry they have received	4	4	N/A	90.9%	92.4%	92.5%
% of Patients satisfied with the time they had to wait for an appointment	4	4	N/A	86.2%	86.3%	87.0%

* This is based on patients treated on this contract for their most recent course of treatment. Figures in italics indicate the base number of FP17s or Patient Questionnaire responses are less than 100. N/A is shown where the base number of responses is less than 10 during the period. % is calculated as Quantity/Base number*100

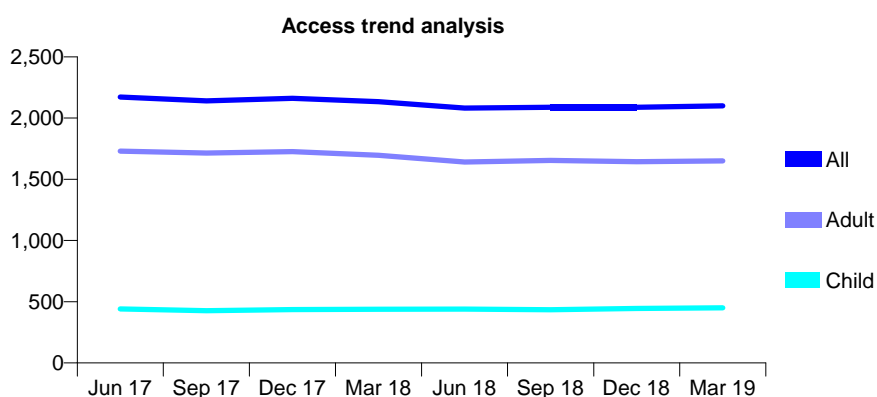
Q67 - Vital Signs At a Glance Contract Report for 358096/0001 - March 2019

Name or company name	MR AA TIKARE
Contract type name	GDS Contract
Purpose of contract	General
Contract start date	16/12/2006
Contract end date	

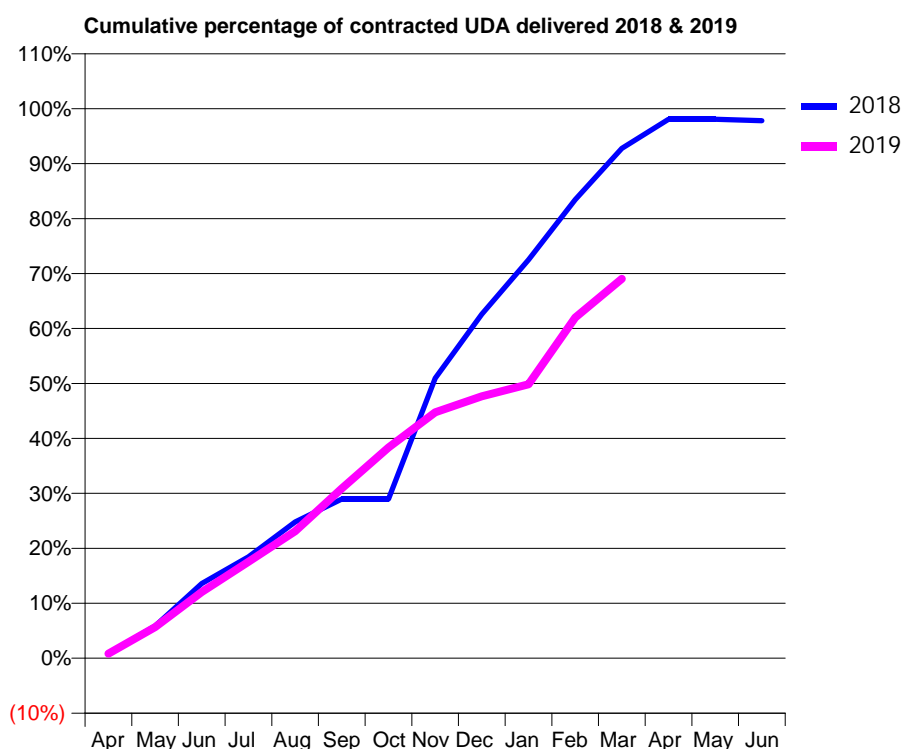
18/19 Contracted general activity (UDA)	4,413
Carry forward general activity (UDA)	96
18/19 Contracted orthodontic activity (UOA)	0
Carry forward orthodontic activity (UOA)	0
Baseline contract value	£117,657.10

ACCESS*

Patients seen in 24 months	Total	Change since previous quarter
Quarter ending March 2018	2,135	
Quarter ending June 2018	2,081	↓
Quarter ending September 2018	2,089	→
Quarter ending December 2018	2,089	→
Quarter ending March 2019	2,100	→
Variance since March 2018	(1.6%)	↓



ACTIVITY



Month	2018	2019
April	36	37
May	258	250
June	600	531
July	815	774
August	1,093	1,020
September	1,278	1,363
October	1,278	1,691
November	2,248	1,975
December	2,762	2,103
January	3,200	2,199
February	3,682	2,735
March	4,094	3,046
April	4,328	
May	4,328	
June	4,316	

QUALITY

	Quantity	Base Number	Contract	AT	Region	England
% of FP17s for the same patient ID Re-attending within 3 months - Children	63	649	9.7%	11.4%	11.3%	11.8%
% of FP17s for the same patient ID Re-attending within 3 months - Adults	324	1,812	17.9%	16.2%	15.4%	15.7%
% of FP17s for the same patient ID Re-attending between 3 & 9 months - Children	301	649	46.4%	55.6%	61.3%	58.9%
% of FP17s for the same patient ID Re-attending between 3 & 9 months - Adults	671	1,812	37.0%	48.5%	52.1%	50.8%
% of FP17s for Band 1 Urgent Courses	124	1,633	7.6%	10.1%	9.5%	9.1%
% of FP17s Relating to Free Repair or Replacements	15	1,633	0.9%	0.5%	0.6%	0.8%
% of FP17s Relating to Continuations	32	1,633	2.0%	0.7%	0.8%	0.9%
% of Patients satisfied with the dentistry they have received	3	3	N/A	90.9%	92.4%	92.5%
% of Patients satisfied with the time they had to wait for an appointment	2	3	N/A	86.2%	86.3%	87.0%

* This is based on patients treated on this contract for their most recent course of treatment.

Figures in italics indicate the base number of FP17s or Patient Questionnaire responses are less than 100. N/A is shown where the base number of responses is less than 10 during the period. % is calculated as Quantity/Base number*100

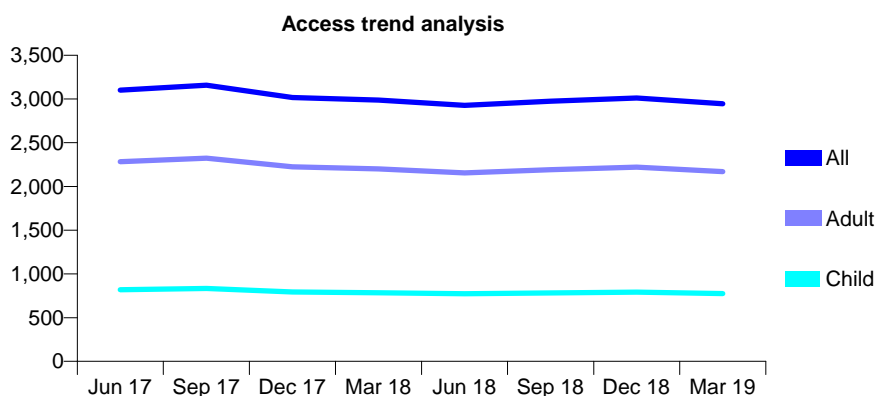
Q67 - Vital Signs At a Glance Contract Report for 358800/0001 - March 2019

Name or company name	Shorncliffe Road Partnership
Contract type name	GDS Contract
Purpose of contract	General
Contract start date	01/04/2006
Contract end date	

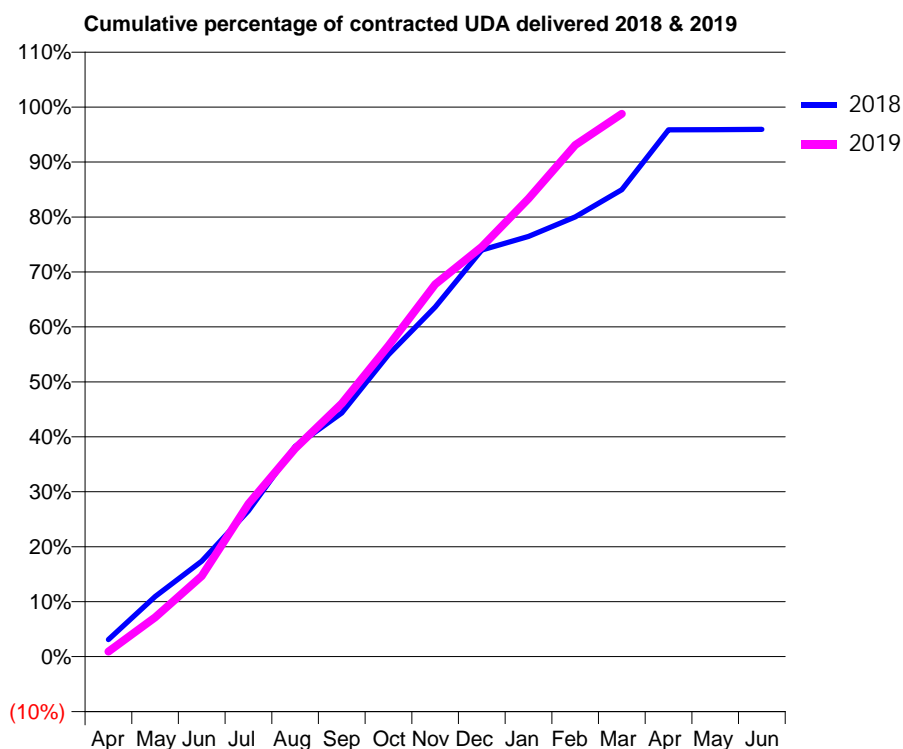
18/19 Contracted general activity (UDA)	6,969
Carry forward general activity (UDA)	0
18/19 Contracted orthodontic activity (UOA)	0
Carry forward orthodontic activity (UOA)	0
Baseline contract value	£161,257.63

ACCESS*

Patients seen in 24 months	Total	Change since previous quarter
Quarter ending March 2018	2,987	
Quarter ending June 2018	2,928	↓
Quarter ending September 2018	2,975	→
Quarter ending December 2018	3,011	→
Quarter ending March 2019	2,945	↓
Variance since March 2018	(1.4%)	↓



ACTIVITY



Month	Adjusted Scheduled Activity (UDA)	
	2018	2019
April	215	63
May	762	499
June	1,210	1,022
July	1,849	1,937
August	2,666	2,638
September	3,091	3,209
October	3,827	3,943
November	4,433	4,721
December	5,155	5,196
January	5,329	5,809
February	5,577	6,487
March	5,922	6,882
April	6,679	
May	6,683	
June	6,686	

QUALITY

	Quantity	Base Number	Contract	AT	Region	England
% of FP17s for the same patient ID Re-attending within 3 months - Children	73	1,408	5.2%	11.4%	11.3%	11.8%
% of FP17s for the same patient ID Re-attending within 3 months - Adults	453	3,752	12.1%	16.2%	15.4%	15.7%
% of FP17s for the same patient ID Re-attending between 3 & 9 months - Children	1,004	1,408	71.3%	55.6%	61.3%	58.9%
% of FP17s for the same patient ID Re-attending between 3 & 9 months - Adults	2,252	3,752	60.0%	48.5%	52.1%	50.8%
% of FP17s for Band 1 Urgent Courses	258	4,233	6.1%	10.1%	9.5%	9.1%
% of FP17s Relating to Free Repair or Replacements	42	4,233	1.0%	0.5%	0.6%	0.8%
% of FP17s Relating to Continuations	7	4,233	0.2%	0.7%	0.8%	0.9%
% of Patients satisfied with the dentistry they have received	2	2	N/A	90.9%	92.4%	92.5%
% of Patients satisfied with the time they had to wait for an appointment	2	2	N/A	86.2%	86.3%	87.0%

* This is based on patients treated on this contract for their most recent course of treatment. Figures in italics indicate the base number of FP17s or Patient Questionnaire responses are less than 100. N/A is shown where the base number of responses is less than 10 during the period. % is calculated as Quantity/Base number*100

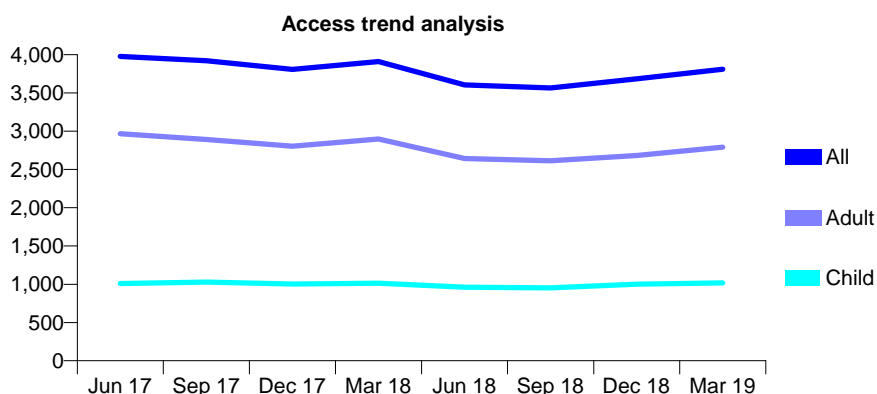
Q67 - Vital Signs At a Glance Contract Report for 360058/0004 - March 2019

Name or company name	MR VH PATEL
Contract type name	GDS Contract
Purpose of contract	General
Contract start date	15/12/2011
Contract end date	

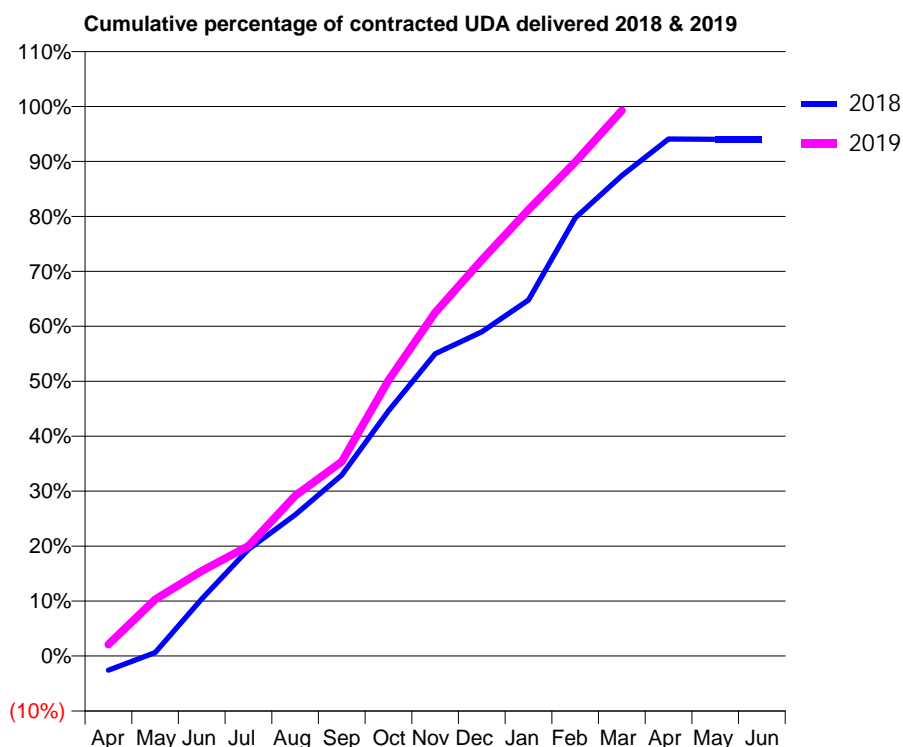
18/19 Contracted general activity (UDA)	7,236
Carry forward general activity (UDA)	0
18/19 Contracted orthodontic activity (UOA)	0
Carry forward orthodontic activity (UOA)	0
Baseline contract value	£183,945.59

ACCESS*

Patients seen in 24 months	Total	Change since previous quarter
Quarter ending March 2018	3,911	
Quarter ending June 2018	3,605	↓
Quarter ending September 2018	3,565	↓
Quarter ending December 2018	3,684	↑
Quarter ending March 2019	3,809	↑
Variance since March 2018	(2.6%)	↓



ACTIVITY



Month	Adjusted Scheduled Activity (UDA)	
	2018	2019
April	-189	153
May	47	746
June	751	1,121
July	1,404	1,449
August	1,860	2,112
September	2,381	2,560
October	3,228	3,631
November	3,980	4,524
December	4,268	5,214
January	4,688	5,876
February	5,770	6,505
March	6,324	7,183
April	6,807	
May	6,804	
June	6,804	

QUALITY

	Quantity	Base Number	Contract	AT	Region	England
% of FP17s for the same patient ID Re-attending within 3 months - Children	100	1,523	6.6%	11.4%	11.3%	11.8%
% of FP17s for the same patient ID Re-attending within 3 months - Adults	287	3,370	8.5%	16.2%	15.4%	15.7%
% of FP17s for the same patient ID Re-attending between 3 & 9 months - Children	818	1,523	53.7%	55.6%	61.3%	58.9%
% of FP17s for the same patient ID Re-attending between 3 & 9 months - Adults	1,255	3,370	37.2%	48.5%	52.1%	50.8%
% of FP17s for Band 1 Urgent Courses	273	3,571	7.6%	10.1%	9.5%	9.1%
% of FP17s Relating to Free Repair or Replacements	21	3,571	0.6%	0.5%	0.6%	0.8%
% of FP17s Relating to Continuations	0	3,571	0.0%	0.7%	0.8%	0.9%
% of Patients satisfied with the dentistry they have received	1	1	N/A	90.9%	92.4%	92.5%
% of Patients satisfied with the time they had to wait for an appointment	0	1	N/A	86.2%	86.3%	87.0%

* This is based on patients treated on this contract for their most recent course of treatment. Figures in italics indicate the base number of FP17s or Patient Questionnaire responses are less than 100. N/A is shown where the base number of responses is less than 10 during the period. % is calculated as Quantity/Base number*100

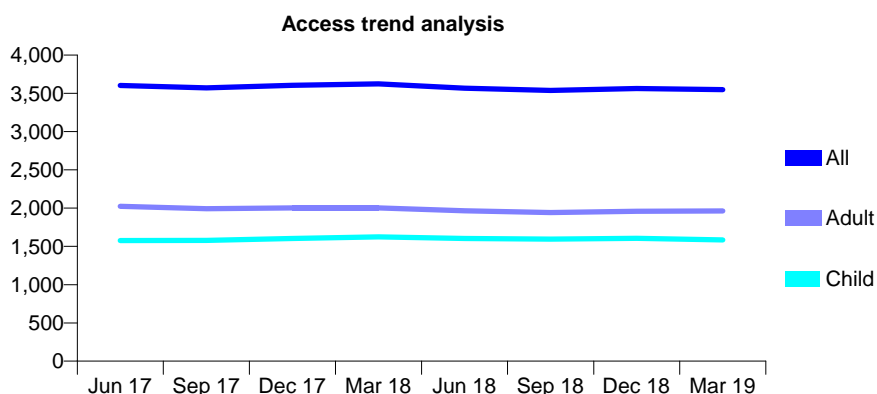
Q67 - Vital Signs At a Glance Contract Report for 565091/0003 - March 2019

Name or company name	Cheriton Dental Practice
Contract type name	GDS Contract
Purpose of contract	General
Contract start date	01/04/2006
Contract end date	

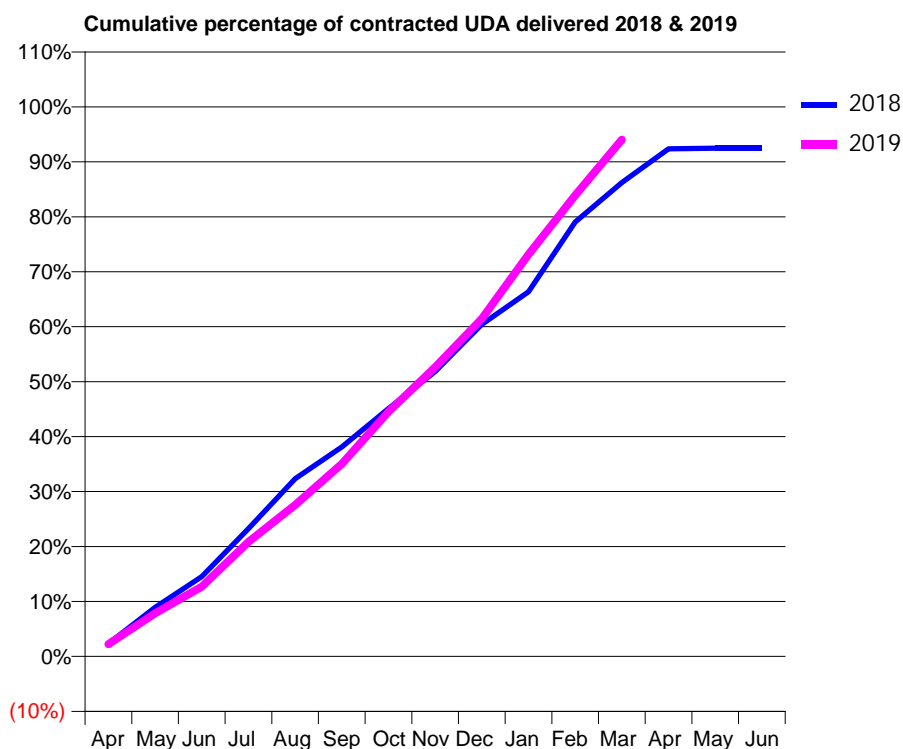
18/19 Contracted general activity (UDA)	9,432
Carry forward general activity (UDA)	0
18/19 Contracted orthodontic activity (UOA)	0
Carry forward orthodontic activity (UOA)	0
Baseline contract value	£238,337.10

ACCESS*

Patients seen in 24 months	Total	Change since previous quarter
Quarter ending March 2018	3,625	
Quarter ending June 2018	3,567	↓
Quarter ending September 2018	3,538	→
Quarter ending December 2018	3,564	→
Quarter ending March 2019	3,547	→
Variance since March 2018	(2.2%)	↓



ACTIVITY



Month	2018	2019
April	240	210
May	911	740
June	1,482	1,197
July	2,373	1,965
August	3,297	2,602
September	3,887	3,305
October	4,601	4,199
November	5,289	4,966
December	6,162	5,794
January	6,769	6,898
February	8,064	7,915
March	8,792	8,869
April	9,421	
May	9,431	
June	9,432	

QUALITY

	Quantity	Base Number	Contract	AT	Region	England
% of FP17s for the same patient ID Re-attending within 3 months - Children	136	2,048	6.6%	11.4%	11.3%	11.8%
% of FP17s for the same patient ID Re-attending within 3 months - Adults	315	2,258	14.0%	16.2%	15.4%	15.7%
% of FP17s for the same patient ID Re-attending between 3 & 9 months - Children	930	2,048	45.4%	55.6%	61.3%	58.9%
% of FP17s for the same patient ID Re-attending between 3 & 9 months - Adults	1,078	2,258	47.7%	48.5%	52.1%	50.8%
% of FP17s for Band 1 Urgent Courses	285	4,066	7.0%	10.1%	9.5%	9.1%
% of FP17s Relating to Free Repair or Replacements	15	4,066	0.4%	0.5%	0.6%	0.8%
% of FP17s Relating to Continuations	2	4,066	0.0%	0.7%	0.8%	0.9%
% of Patients satisfied with the dentistry they have received	2	2	N/A	90.9%	92.4%	92.5%
% of Patients satisfied with the time they had to wait for an appointment	2	2	N/A	86.2%	86.3%	87.0%

* This is based on patients treated on this contract for their most recent course of treatment.

Figures in italics indicate the base number of FP17s or Patient Questionnaire responses are less than 100. N/A is shown where the base number of responses is less than 10 during the period. % is calculated as Quantity/Base number*100

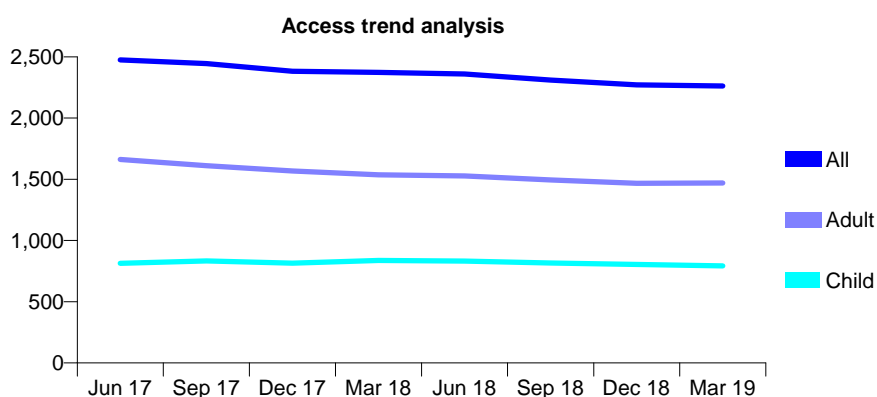
Q67 - Vital Signs At a Glance Contract Report for 570850/0001 - March 2019

Name or company name	Church Green Partnership
Contract type name	GDS Contract
Purpose of contract	General
Contract start date	01/04/2006
Contract end date	

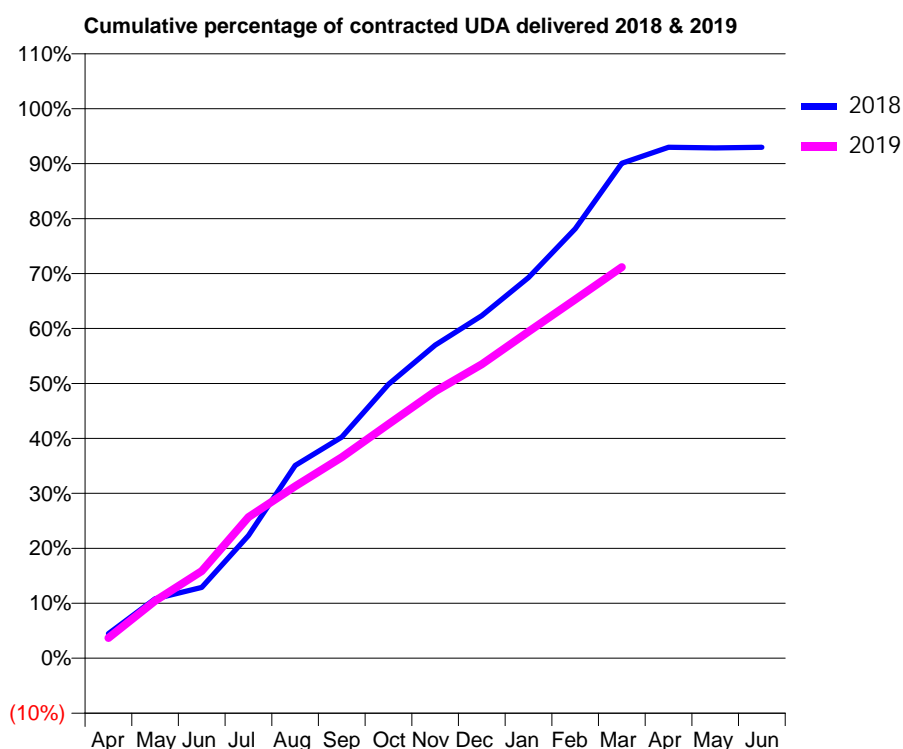
18/19 Contracted general activity (UDA)	9,091
Carry forward general activity (UDA)	0
18/19 Contracted orthodontic activity (UOA)	0
Carry forward orthodontic activity (UOA)	0
Baseline contract value	£228,589.36

ACCESS*

Patients seen in 24 months	Total	Change since previous quarter
Quarter ending March 2018	2,373	
Quarter ending June 2018	2,360	→
Quarter ending September 2018	2,311	↓
Quarter ending December 2018	2,272	↓
Quarter ending March 2019	2,262	→
Variance since March 2018	(4.7%)	↓



ACTIVITY



Month	2018	2019
April	407	334
May	982	950
June	1,172	1,442
July	2,030	2,336
August	3,189	2,844
September	3,659	3,323
October	4,533	3,873
November	5,178	4,415
December	5,667	4,862
January	6,298	5,403
February	7,105	5,936
March	8,189	6,469
April	8,453	
May	8,441	
June	8,452	

QUALITY

	Quantity	Base Number	Contract	AT	Region	England
% of FP17s for the same patient ID Re-attending within 3 months - Children	102	1,113	9.2%	11.4%	11.3%	11.8%
% of FP17s for the same patient ID Re-attending within 3 months - Adults	387	1,980	19.5%	16.2%	15.4%	15.7%
% of FP17s for the same patient ID Re-attending between 3 & 9 months - Children	682	1,113	61.3%	55.6%	61.3%	58.9%
% of FP17s for the same patient ID Re-attending between 3 & 9 months - Adults	979	1,980	49.4%	48.5%	52.1%	50.8%
% of FP17s for Band 1 Urgent Courses	357	2,985	12.0%	10.1%	9.5%	9.1%
% of FP17s Relating to Free Repair or Replacements	6	2,985	0.2%	0.5%	0.6%	0.8%
% of FP17s Relating to Continuations	2	2,985	0.1%	0.7%	0.8%	0.9%
% of Patients satisfied with the dentistry they have received	0	0	N/A	90.9%	92.4%	92.5%
% of Patients satisfied with the time they had to wait for an appointment	0	0	N/A	86.2%	86.3%	87.0%

* This is based on patients treated on this contract for their most recent course of treatment.

Figures in italics indicate the base number of FP17s or Patient Questionnaire responses are less than 100. N/A is shown where the base number of responses is less than 10 during the period. % is calculated as Quantity/Base number*100

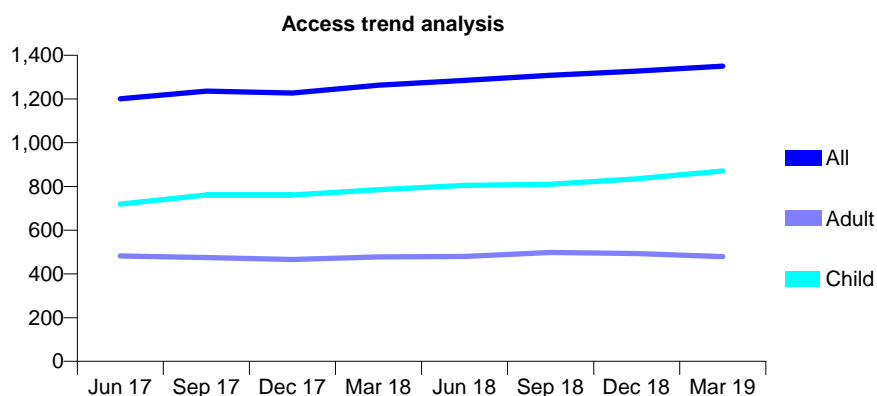
Q67 - Vital Signs At a Glance Contract Report for 571628/0001 - March 2019

Name or company name	Mr Kunal Shah
Contract type name	GDS Contract
Purpose of contract	General
Contract start date	01/04/2006
Contract end date	

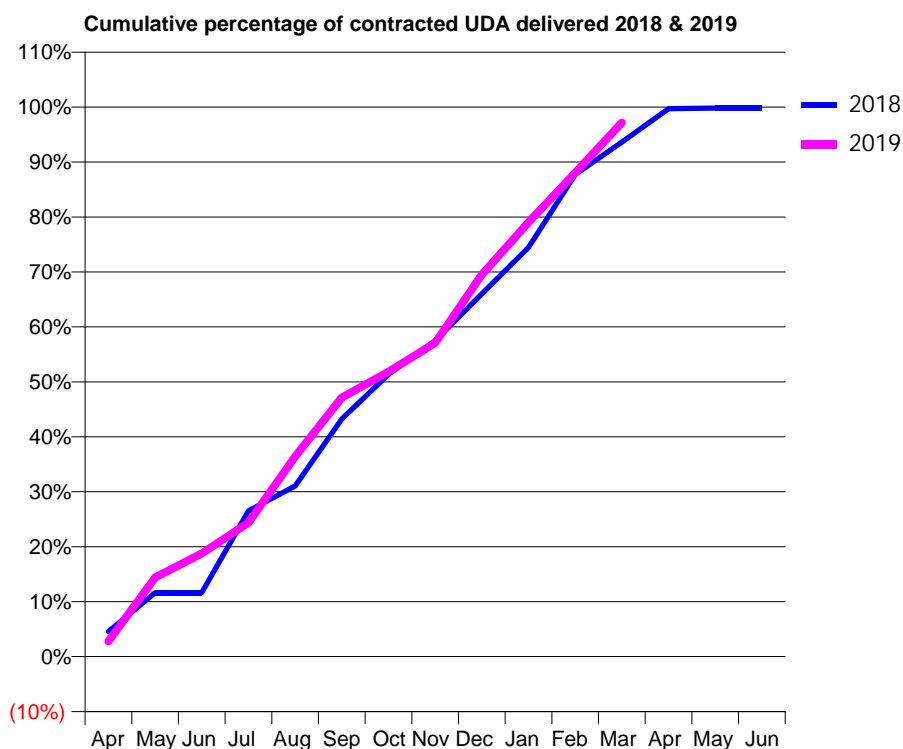
18/19 Contracted general activity (UDA)	3,013
Carry forward general activity (UDA)	5
18/19 Contracted orthodontic activity (UOA)	0
Carry forward orthodontic activity (UOA)	0
Baseline contract value	£75,760.62

ACCESS*

Patients seen in 24 months	Total	Change since previous quarter
Quarter ending March 2018	1,263	
Quarter ending June 2018	1,285	→
Quarter ending September 2018	1,308	→
Quarter ending December 2018	1,328	→
Quarter ending March 2019	1,350	→
Variance since March 2018	6.9%	↑



ACTIVITY



Month	Adjusted Scheduled Activity (UDA)	
	2018	2019
April	137	84
May	350	434
June	350	565
July	799	734
August	935	1,097
September	1,302	1,420
October	1,547	1,561
November	1,732	1,720
December	1,989	2,094
January	2,244	2,381
February	2,643	2,653
March	2,820	2,928
April	3,004	
May	3,008	
June	3,008	

QUALITY

	Quantity	Base Number	Contract	AT	Region	England
% of FP17s for the same patient ID Re-attending within 3 months - Children	117	1,341	8.7%	11.4%	11.3%	11.8%
% of FP17s for the same patient ID Re-attending within 3 months - Adults	50	424	11.8%	16.2%	15.4%	15.7%
% of FP17s for the same patient ID Re-attending between 3 & 9 months - Children	704	1,341	52.5%	55.6%	61.3%	58.9%
% of FP17s for the same patient ID Re-attending between 3 & 9 months - Adults	195	424	46.0%	48.5%	52.1%	50.8%
% of FP17s for Band 1 Urgent Courses	71	1,666	4.3%	10.1%	9.5%	9.1%
% of FP17s Relating to Free Repair or Replacements	6	1,666	0.4%	0.5%	0.6%	0.8%
% of FP17s Relating to Continuations	3	1,666	0.2%	0.7%	0.8%	0.9%
% of Patients satisfied with the dentistry they have received	0	0	N/A	90.9%	92.4%	92.5%
% of Patients satisfied with the time they had to wait for an appointment	0	0	N/A	86.2%	86.3%	87.0%

* This is based on patients treated on this contract for their most recent course of treatment. Figures in italics indicate the base number of FP17s or Patient Questionnaire responses are less than 100. N/A is shown where the base number of responses is less than 10 during the period. % is calculated as Quantity/Base number*100

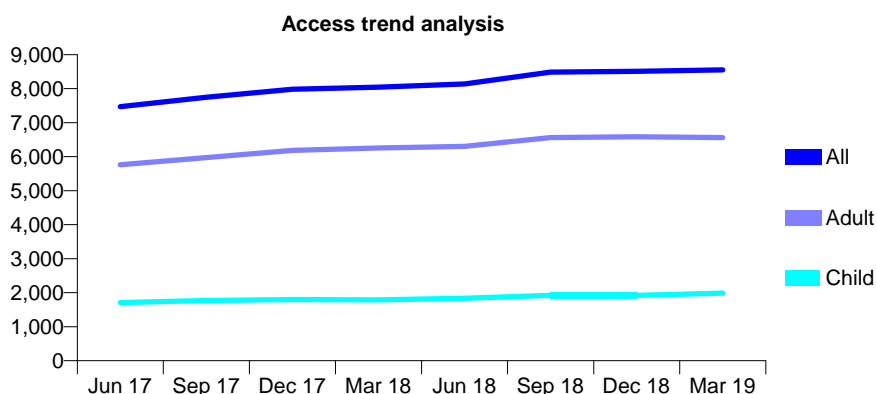
Q67 - Vital Signs At a Glance Contract Report for 572373/0001 - March 2019

Name or company name	Park Road Dental Practice
Contract type name	GDS Contract
Purpose of contract	General
Contract start date	01/04/2006
Contract end date	

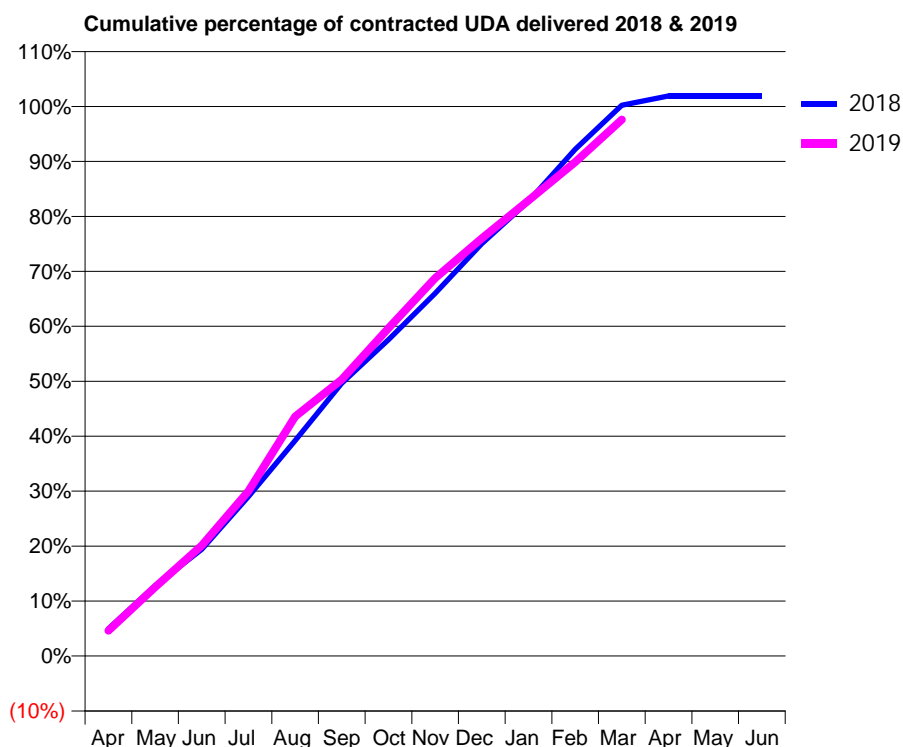
18/19 Contracted general activity (UDA)	26,671
Carry forward general activity (UDA)	0
18/19 Contracted orthodontic activity (UOA)	0
Carry forward orthodontic activity (UOA)	0
Baseline contract value	£650,067.90

ACCESS*

Patients seen in 24 months	Total	Change since previous quarter
Quarter ending March 2018	8,047	
Quarter ending June 2018	8,139	→
Quarter ending September 2018	8,489	↑
Quarter ending December 2018	8,510	→
Quarter ending March 2019	8,550	→
Variance since March 2018	6.3%	↑



ACTIVITY



Month	Adjusted Scheduled Activity (UDA)	
	2018	2019
April	1,225	1,232
May	3,157	3,345
June	4,787	5,360
July	7,158	8,001
August	9,680	11,622
September	12,247	13,420
October	14,205	15,915
November	16,286	18,347
December	18,512	20,269
January	20,412	22,112
February	22,755	23,968
March	24,721	26,035
April	25,141	
May	25,140	
June	25,142	

QUALITY

	Quantity	Base Number	Contract	AT	Region	England
% of FP17s for the same patient ID Re-attending within 3 months - Children	193	3,088	6.3%	11.4%	11.3%	11.8%
% of FP17s for the same patient ID Re-attending within 3 months - Adults	834	8,783	9.5%	16.2%	15.4%	15.7%
% of FP17s for the same patient ID Re-attending between 3 & 9 months - Children	1,860	3,088	60.2%	55.6%	61.3%	58.9%
% of FP17s for the same patient ID Re-attending between 3 & 9 months - Adults	5,116	8,783	58.2%	48.5%	52.1%	50.8%
% of FP17s for Band 1 Urgent Courses	583	11,616	5.0%	10.1%	9.5%	9.1%
% of FP17s Relating to Free Repair or Replacements	52	11,616	0.4%	0.5%	0.6%	0.8%
% of FP17s Relating to Continuations	16	11,616	0.1%	0.7%	0.8%	0.9%
% of Patients satisfied with the dentistry they have received	11	11	100.0%	90.9%	92.4%	92.5%
% of Patients satisfied with the time they had to wait for an appointment	10	11	90.9%	86.2%	86.3%	87.0%

* This is based on patients treated on this contract for their most recent course of treatment. Figures in italics indicate the base number of FP17s or Patient Questionnaire responses are less than 100. N/A is shown where the base number of responses is less than 10 during the period. % is calculated as Quantity/Base number*100

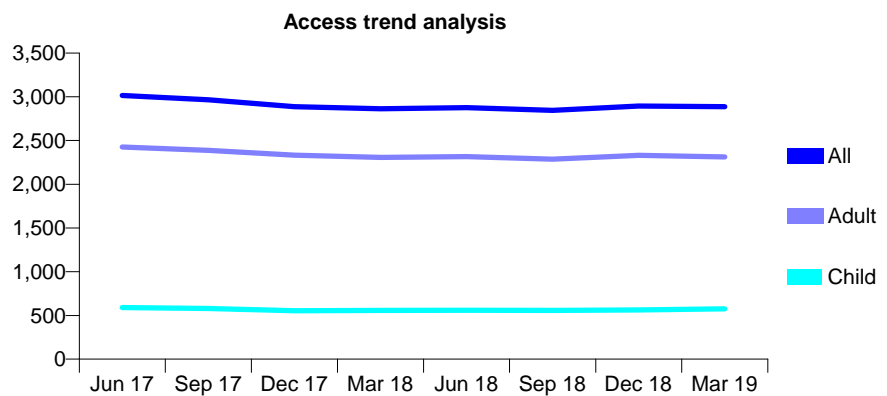
Q67 - Vital Signs At a Glance Contract Report for 573787/0001 - March 2019

Name or company name	MISS DM DALY
Contract type name	GDS Contract
Purpose of contract	General
Contract start date	01/04/2006
Contract end date	

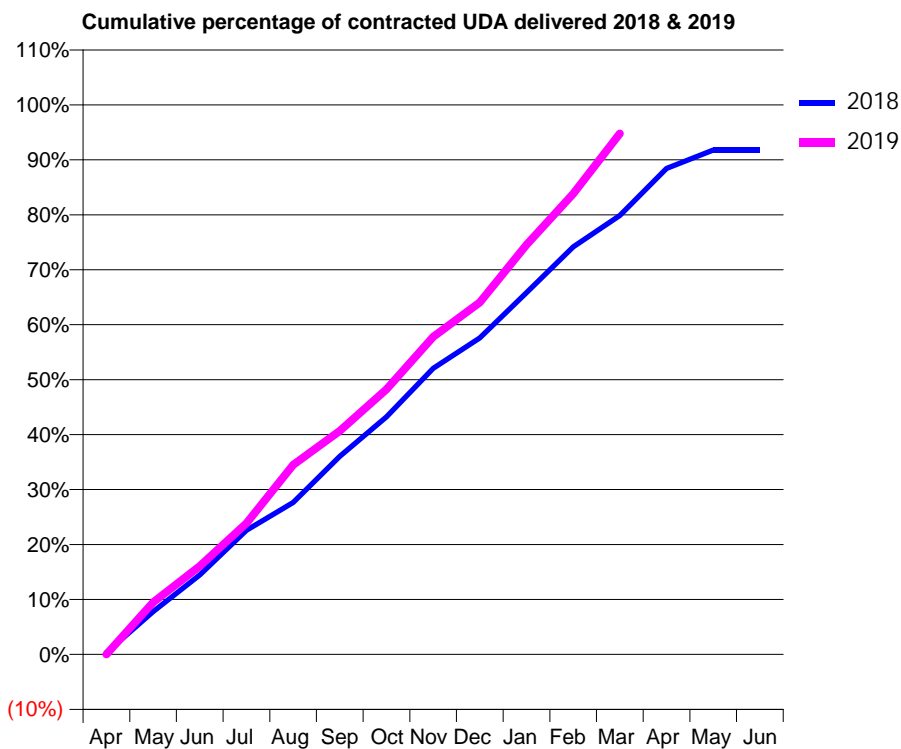
18/19 Contracted general activity (UDA)	7,166
Carry forward general activity (UDA)	0
18/19 Contracted orthodontic activity (UOA)	0
Carry forward orthodontic activity (UOA)	0
Baseline contract value	£180,186.06

ACCESS*

Patients seen in 24 months	Total	Change since previous quarter
Quarter ending March 2018	2,864	
Quarter ending June 2018	2,875	→
Quarter ending September 2018	2,845	↓
Quarter ending December 2018	2,894	→
Quarter ending March 2019	2,887	→
Variance since March 2018	0.8%	→



ACTIVITY



Month	Adjusted Scheduled Activity (UDA)	
	2018	2019
April	25	0
May	608	680
June	1,130	1,151
July	1,762	1,710
August	2,159	2,472
September	2,815	2,915
October	3,375	3,459
November	4,066	4,141
December	4,497	4,590
January	5,139	5,341
February	5,790	6,007
March	6,237	6,792
April	6,903	
May	7,166	
June	7,166	

QUALITY

	Quantity	Base Number	Contract	AT	Region	England
% of FP17s for the same patient ID Re-attending within 3 months - Children	40	854	4.7%	11.4%	11.3%	11.8%
% of FP17s for the same patient ID Re-attending within 3 months - Adults	383	3,251	11.8%	16.2%	15.4%	15.7%
% of FP17s for the same patient ID Re-attending between 3 & 9 months - Children	535	854	62.6%	55.6%	61.3%	58.9%
% of FP17s for the same patient ID Re-attending between 3 & 9 months - Adults	1,705	3,251	52.4%	48.5%	52.1%	50.8%
% of FP17s for Band 1 Urgent Courses	174	3,719	4.7%	10.1%	9.5%	9.1%
% of FP17s Relating to Free Repair or Replacements	24	3,719	0.6%	0.5%	0.6%	0.8%
% of FP17s Relating to Continuations	39	3,719	1.0%	0.7%	0.8%	0.9%
% of Patients satisfied with the dentistry they have received	5	6	N/A	90.9%	92.4%	92.5%
% of Patients satisfied with the time they had to wait for an appointment	6	6	N/A	86.2%	86.3%	87.0%

* This is based on patients treated on this contract for their most recent course of treatment. Figures in italics indicate the base number of FP17s or Patient Questionnaire responses are less than 100. N/A is shown where the base number of responses is less than 10 during the period. % is calculated as Quantity/Base number*100

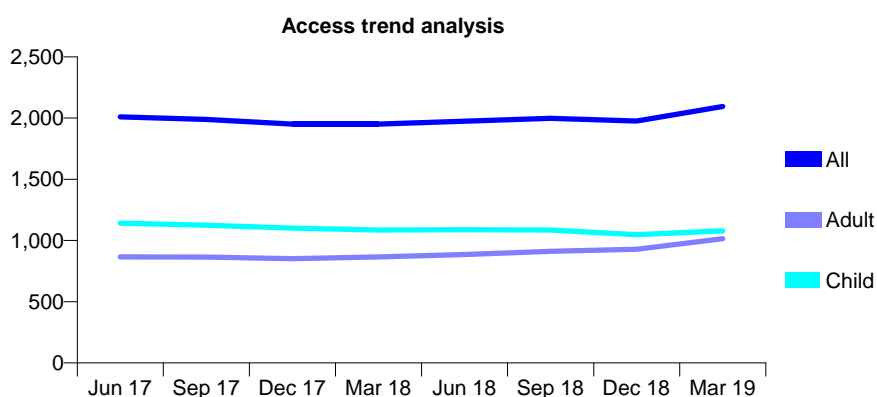
Q67 - Vital Signs At a Glance Contract Report for 574376/0001 - March 2019

Name or company name	Eustace and Partners
Contract type name	GDS Contract
Purpose of contract	General
Contract start date	01/12/2013
Contract end date	

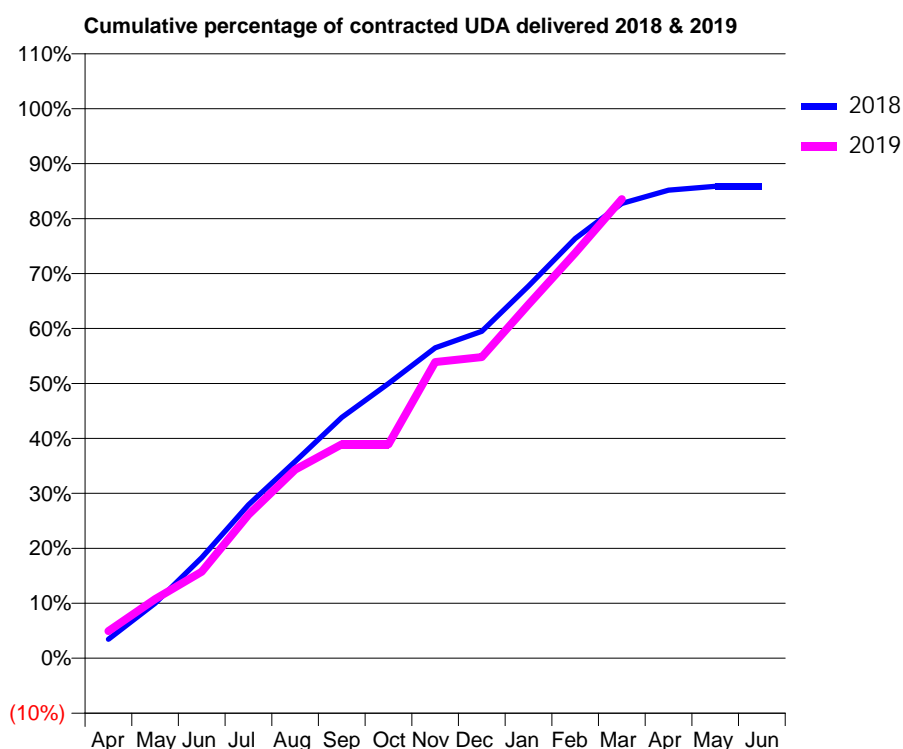
18/19 Contracted general activity (UDA)	4,400
Carry forward general activity (UDA)	0
18/19 Contracted orthodontic activity (UOA)	0
Carry forward orthodontic activity (UOA)	0
Baseline contract value	£108,782.63

ACCESS*

Patients seen in 24 months	Total	Change since previous quarter
Quarter ending March 2018	1,951	
Quarter ending June 2018	1,974	→
Quarter ending September 2018	1,998	→
Quarter ending December 2018	1,976	↓
Quarter ending March 2019	2,094	↑
Variance since March 2018	7.3%	↑



ACTIVITY



Month	2018	2019
April	152	217
May	440	474
June	805	692
July	1,229	1,149
August	1,576	1,510
September	1,928	1,713
October	2,200	1,713
November	2,485	2,371
December	2,617	2,410
January	2,979	2,832
February	3,361	3,245
March	3,642	3,675
April	3,748	
May	3,778	
June	3,778	

QUALITY

	Quantity	Base Number	Contract	AT	Region	England
% of FP17s for the same patient ID Re-attending within 3 months - Children	44	1,443	3.0%	11.4%	11.3%	11.8%
% of FP17s for the same patient ID Re-attending within 3 months - Adults	106	1,157	9.2%	16.2%	15.4%	15.7%
% of FP17s for the same patient ID Re-attending between 3 & 9 months - Children	758	1,443	52.5%	55.6%	61.3%	58.9%
% of FP17s for the same patient ID Re-attending between 3 & 9 months - Adults	565	1,157	48.8%	48.5%	52.1%	50.8%
% of FP17s for Band 1 Urgent Courses	11	2,503	0.4%	10.1%	9.5%	9.1%
% of FP17s Relating to Free Repair or Replacements	0	2,503	0.0%	0.5%	0.6%	0.8%
% of FP17s Relating to Continuations	5	2,503	0.2%	0.7%	0.8%	0.9%
% of Patients satisfied with the dentistry they have received	0	0	N/A	90.9%	92.4%	92.5%
% of Patients satisfied with the time they had to wait for an appointment	0	0	N/A	86.2%	86.3%	87.0%

* This is based on patients treated on this contract for their most recent course of treatment.

Figures in italics indicate the base number of FP17s or Patient Questionnaire responses are less than 100. N/A is shown where the base number of responses is less than 10 during the period. % is calculated as Quantity/Base number*100

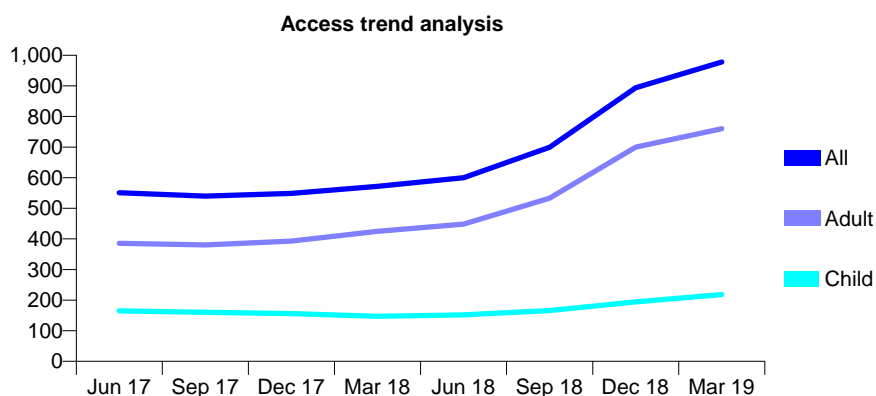
Q67 - Vital Signs At a Glance Contract Report for 629871/0003 - March 2019

Name or company name	Browne, Laurens & Myint Dental Partnershi
Contract type name	GDS Contract
Purpose of contract	General
Contract start date	01/09/2013
Contract end date	

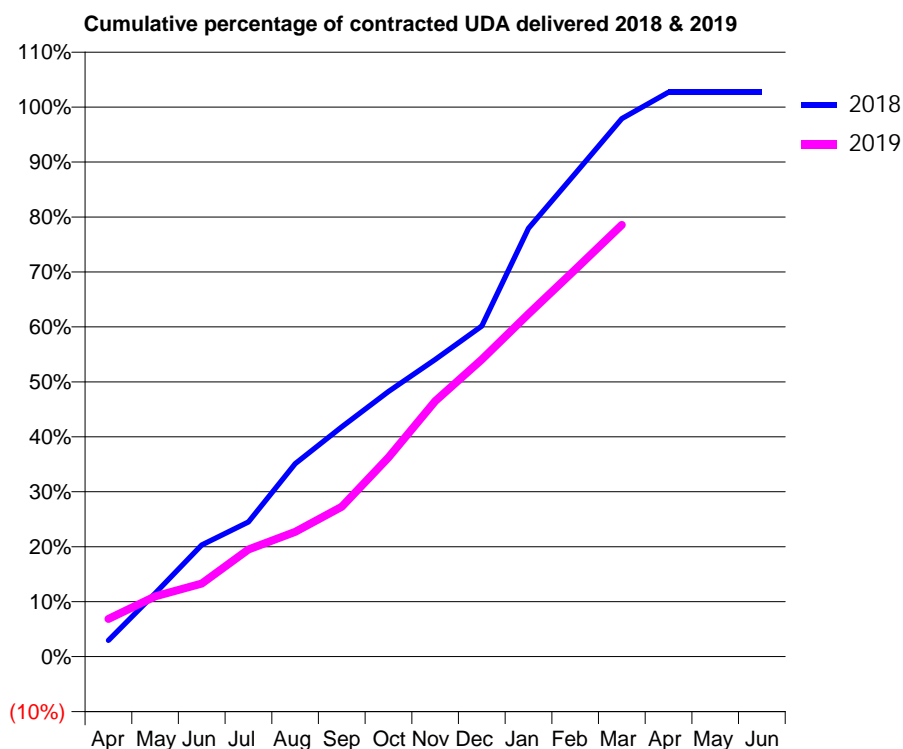
18/19 Contracted general activity (UDA)	2,765
Carry forward general activity (UDA)	0
18/19 Contracted orthodontic activity (UOA)	0
Carry forward orthodontic activity (UOA)	0
Baseline contract value	£77,684.85

ACCESS*

Patients seen in 24 months	Total	Change since previous quarter
Quarter ending March 2018	572	
Quarter ending June 2018	600	↑
Quarter ending September 2018	699	↑
Quarter ending December 2018	894	↑
Quarter ending March 2019	978	↑
Variance since March 2018	71.0%	↑



ACTIVITY



Month	Adjusted Scheduled Activity (UDA)	
	2018	2019
April	52	190
May	203	303
June	359	368
July	433	539
August	619	628
September	738	755
October	852	1,002
November	955	1,285
December	1,062	1,495
January	1,376	1,724
February	1,552	1,948
March	1,728	2,172
April	1,813	
May	1,813	
June	1,813	

QUALITY

	Quantity	Base Number	Contract	AT	Region	England
% of FP17s for the same patient ID Re-attending within 3 months - Children	16	320	5.0%	11.4%	11.3%	11.8%
% of FP17s for the same patient ID Re-attending within 3 months - Adults	100	911	11.0%	16.2%	15.4%	15.7%
% of FP17s for the same patient ID Re-attending between 3 & 9 months - Children	154	320	48.1%	55.6%	61.3%	58.9%
% of FP17s for the same patient ID Re-attending between 3 & 9 months - Adults	306	911	33.6%	48.5%	52.1%	50.8%
% of FP17s for Band 1 Urgent Courses	103	1,206	8.5%	10.1%	9.5%	9.1%
% of FP17s Relating to Free Repair or Replacements	10	1,206	0.8%	0.5%	0.6%	0.8%
% of FP17s Relating to Continuations	2	1,206	0.2%	0.7%	0.8%	0.9%
% of Patients satisfied with the dentistry they have received	1	1	N/A	90.9%	92.4%	92.5%
% of Patients satisfied with the time they had to wait for an appointment	1	1	N/A	86.2%	86.3%	87.0%

* This is based on patients treated on this contract for their most recent course of treatment. Figures in italics indicate the base number of FP17s or Patient Questionnaire responses are less than 100. N/A is shown where the base number of responses is less than 10 during the period. % is calculated as Quantity/Base number*100

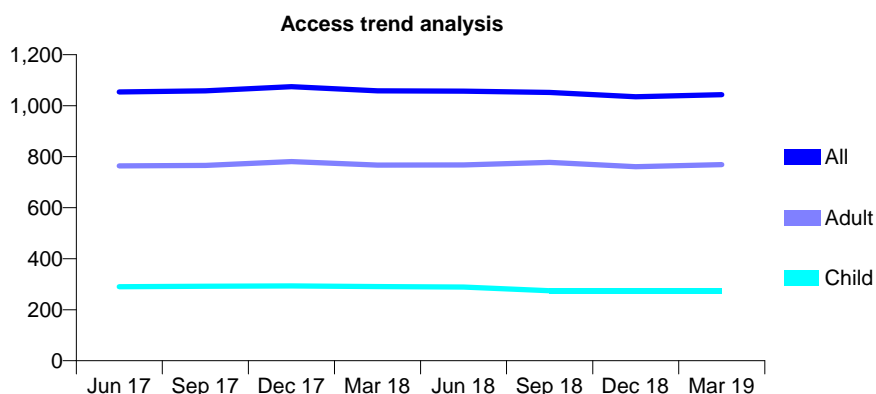
Q67 - Vital Signs At a Glance Contract Report for 630047/0001 - March 2019

Name or company name	MISS JH FORRYAN
Contract type name	GDS Contract
Purpose of contract	General
Contract start date	01/04/2006
Contract end date	

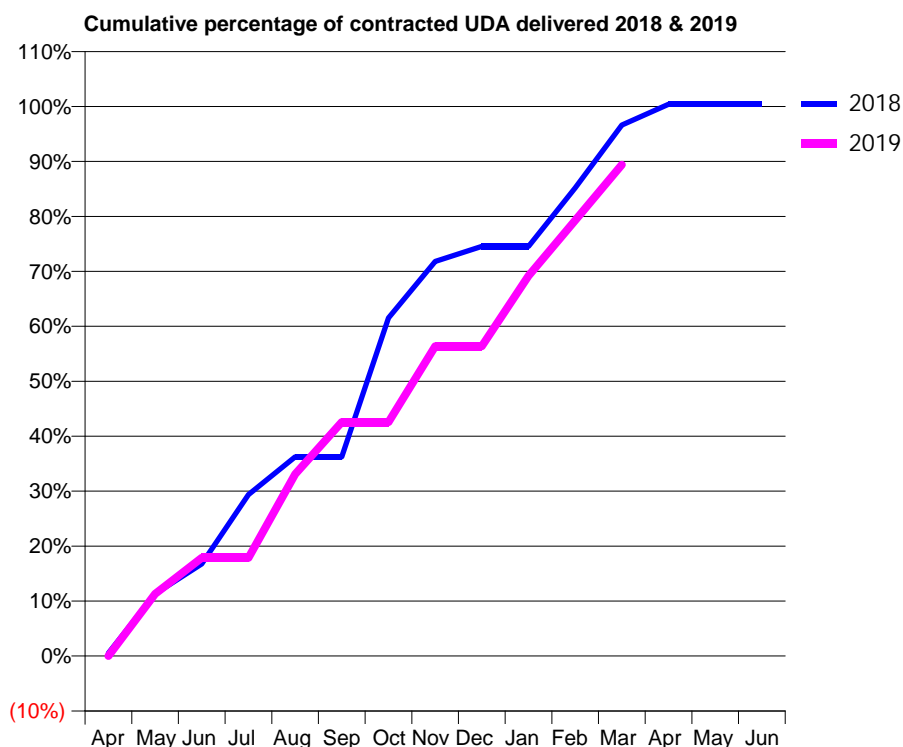
18/19 Contracted general activity (UDA)	2,376
Carry forward general activity (UDA)	0
18/19 Contracted orthodontic activity (UOA)	0
Carry forward orthodontic activity (UOA)	0
Baseline contract value	£54,307.50

ACCESS*

Patients seen in 24 months	Total	Change since previous quarter
Quarter ending March 2018	1,058	
Quarter ending June 2018	1,057	→
Quarter ending September 2018	1,052	→
Quarter ending December 2018	1,035	↓
Quarter ending March 2019	1,043	→
Variance since March 2018	(1.4%)	↓



ACTIVITY



Month	Adjusted Scheduled Activity (UDA)	
	2018	2019
April	13	0
May	269	269
June	398	424
July	698	424
August	861	786
September	861	1,011
October	1,462	1,011
November	1,706	1,339
December	1,771	1,339
January	1,771	1,643
February	2,024	1,884
March	2,296	2,124
April	2,386	
May	2,386	
June	2,386	

QUALITY

	Quantity	Base Number	Contract	AT	Region	England
% of FP17s for the same patient ID Re-attending within 3 months - Children	20	365	5.5%	11.4%	11.3%	11.8%
% of FP17s for the same patient ID Re-attending within 3 months - Adults	57	704	8.1%	16.2%	15.4%	15.7%
% of FP17s for the same patient ID Re-attending between 3 & 9 months - Children	212	365	58.1%	55.6%	61.3%	58.9%
% of FP17s for the same patient ID Re-attending between 3 & 9 months - Adults	245	704	34.8%	48.5%	52.1%	50.8%
% of FP17s for Band 1 Urgent Courses	61	1,028	5.9%	10.1%	9.5%	9.1%
% of FP17s Relating to Free Repair or Replacements	0	1,028	0.0%	0.5%	0.6%	0.8%
% of FP17s Relating to Continuations	3	1,028	0.3%	0.7%	0.8%	0.9%
% of Patients satisfied with the dentistry they have received	1	1	N/A	90.9%	92.4%	92.5%
% of Patients satisfied with the time they had to wait for an appointment	0	1	N/A	86.2%	86.3%	87.0%

* This is based on patients treated on this contract for their most recent course of treatment. Figures in italics indicate the base number of FP17s or Patient Questionnaire responses are less than 100. N/A is shown where the base number of responses is less than 10 during the period. % is calculated as Quantity/Base number*100

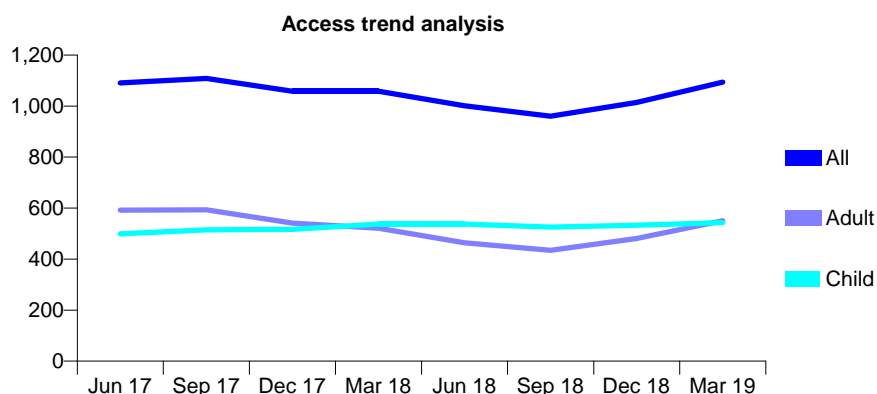
Q67 - Vital Signs At a Glance Contract Report for 636576/0001 - March 2019

Name or company name	Mr D Patel and Mr B Patel
Contract type name	GDS Contract
Purpose of contract	General
Contract start date	01/04/2006
Contract end date	

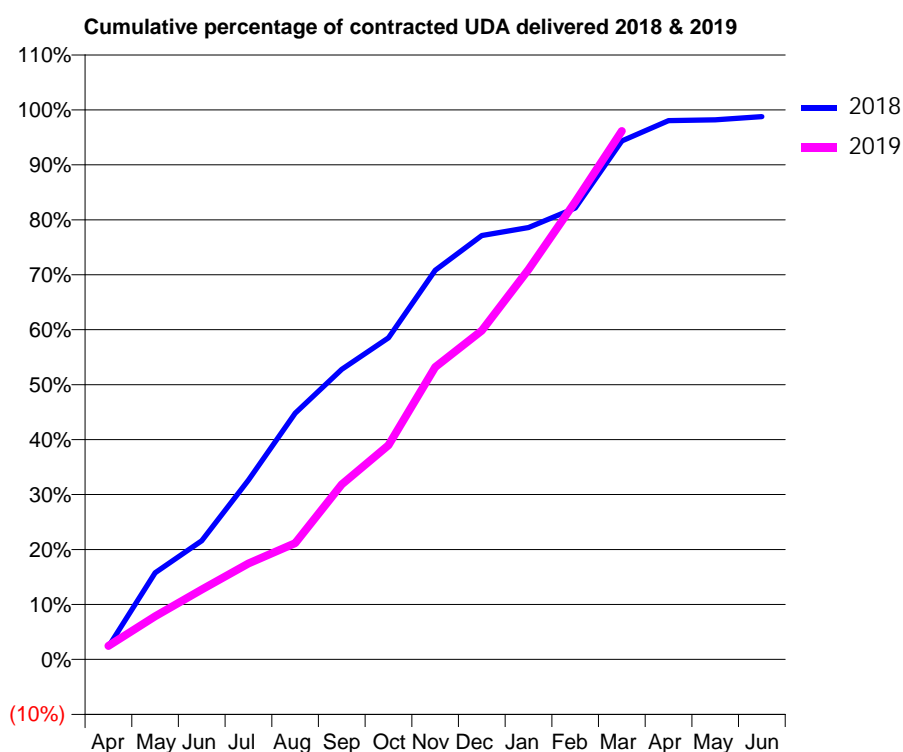
18/19 Contracted general activity (UDA)	2,500
Carry forward general activity (UDA)	30
18/19 Contracted orthodontic activity (UOA)	0
Carry forward orthodontic activity (UOA)	0
Baseline contract value	£63,270.78

ACCESS*

Patients seen in 24 months	Total	Change since previous quarter
Quarter ending March 2018	1,058	
Quarter ending June 2018	1,001	↓
Quarter ending September 2018	960	↓
Quarter ending December 2018	1,014	↑
Quarter ending March 2019	1,094	↑
Variance since March 2018	3.4%	↑



ACTIVITY



Month	Adjusted Scheduled Activity (UDA)	
	2018	2019
April	58	62
May	394	196
June	540	318
July	816	436
August	1,120	529
September	1,320	796
October	1,463	974
November	1,770	1,330
December	1,928	1,496
January	1,965	1,774
February	2,053	2,082
March	2,358	2,404
April	2,450	
May	2,454	
June	2,470	

QUALITY

	Quantity	Base Number	Contract	AT	Region	England
% of FP17s for the same patient ID Re-attending within 3 months - Children	51	751	6.8%	11.4%	11.3%	11.8%
% of FP17s for the same patient ID Re-attending within 3 months - Adults	66	549	12.0%	16.2%	15.4%	15.7%
% of FP17s for the same patient ID Re-attending between 3 & 9 months - Children	452	751	60.2%	55.6%	61.3%	58.9%
% of FP17s for the same patient ID Re-attending between 3 & 9 months - Adults	223	549	40.6%	48.5%	52.1%	50.8%
% of FP17s for Band 1 Urgent Courses	79	1,249	6.3%	10.1%	9.5%	9.1%
% of FP17s Relating to Free Repair or Replacements	4	1,249	0.3%	0.5%	0.6%	0.8%
% of FP17s Relating to Continuations	2	1,249	0.2%	0.7%	0.8%	0.9%
% of Patients satisfied with the dentistry they have received	0	0	N/A	90.9%	92.4%	92.5%
% of Patients satisfied with the time they had to wait for an appointment	0	0	N/A	86.2%	86.3%	87.0%

* This is based on patients treated on this contract for their most recent course of treatment. Figures in italics indicate the base number of FP17s or Patient Questionnaire responses are less than 100. N/A is shown where the base number of responses is less than 10 during the period. % is calculated as Quantity/Base number*100

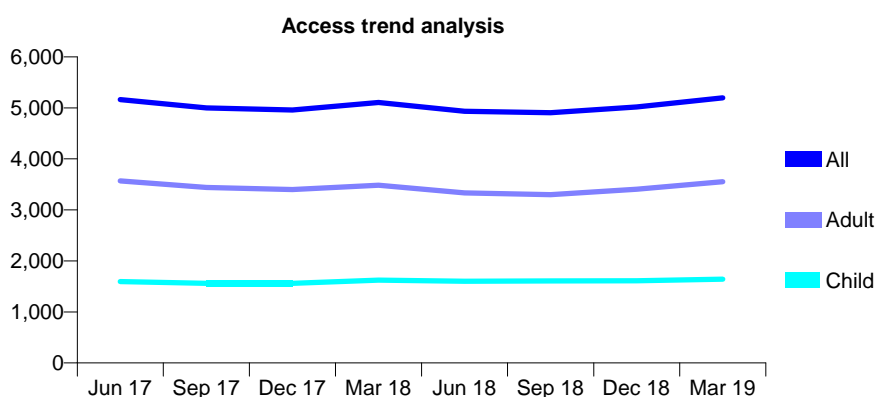
Q67 - Vital Signs At a Glance Contract Report for 638323/0001 - March 2019

Name or company name	MR SS PHOTAY
Contract type name	GDS Contract
Purpose of contract	General
Contract start date	01/04/2006
Contract end date	

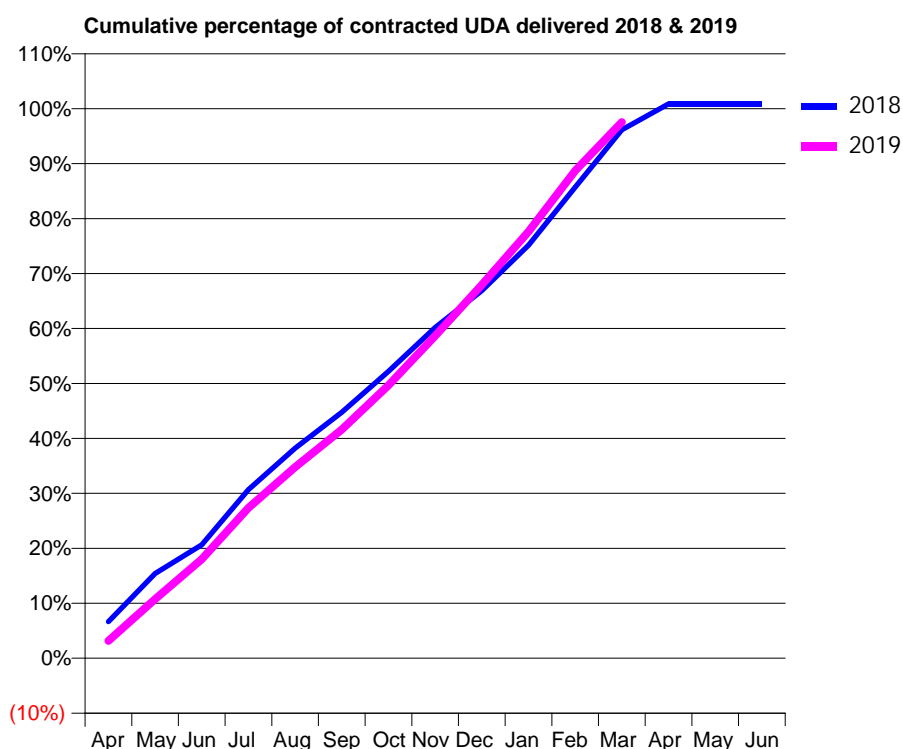
18/19 Contracted general activity (UDA)	12,702
Carry forward general activity (UDA)	0
18/19 Contracted orthodontic activity (UOA)	0
Carry forward orthodontic activity (UOA)	0
Baseline contract value	£319,386.44

ACCESS*

Patients seen in 24 months	Total	Change since previous quarter
Quarter ending March 2018	5,107	
Quarter ending June 2018	4,931	↓
Quarter ending September 2018	4,905	→
Quarter ending December 2018	5,017	↑
Quarter ending March 2019	5,196	↑
Variance since March 2018	1.7%	→



ACTIVITY



Month	2018	2019
April	847	401
May	1,957	1,367
June	2,620	2,290
July	3,899	3,475
August	4,857	4,419
September	5,685	5,285
October	6,631	6,308
November	7,645	7,453
December	8,493	8,629
January	9,545	9,859
February	10,890	11,268
March	12,211	12,390
April	12,811	
May	12,813	
June	12,813	

QUALITY

	Quantity	Base Number	Contract	AT	Region	England
% of FP17s for the same patient ID Re-attending within 3 months - Children	196	1,938	10.1%	11.4%	11.3%	11.8%
% of FP17s for the same patient ID Re-attending within 3 months - Adults	694	3,973	17.5%	16.2%	15.4%	15.7%
% of FP17s for the same patient ID Re-attending between 3 & 9 months - Children	623	1,938	32.1%	55.6%	61.3%	58.9%
% of FP17s for the same patient ID Re-attending between 3 & 9 months - Adults	1,171	3,973	29.5%	48.5%	52.1%	50.8%
% of FP17s for Band 1 Urgent Courses	681	5,616	12.1%	10.1%	9.5%	9.1%
% of FP17s Relating to Free Repair or Replacements	51	5,616	0.9%	0.5%	0.6%	0.8%
% of FP17s Relating to Continuations	119	5,616	2.1%	0.7%	0.8%	0.9%
% of Patients satisfied with the dentistry they have received	3	3	N/A	90.9%	92.4%	92.5%
% of Patients satisfied with the time they had to wait for an appointment	3	3	N/A	86.2%	86.3%	87.0%

* This is based on patients treated on this contract for their most recent course of treatment. Figures in italics indicate the base number of FP17s or Patient Questionnaire responses are less than 100. N/A is shown where the base number of responses is less than 10 during the period. % is calculated as Quantity/Base number*100

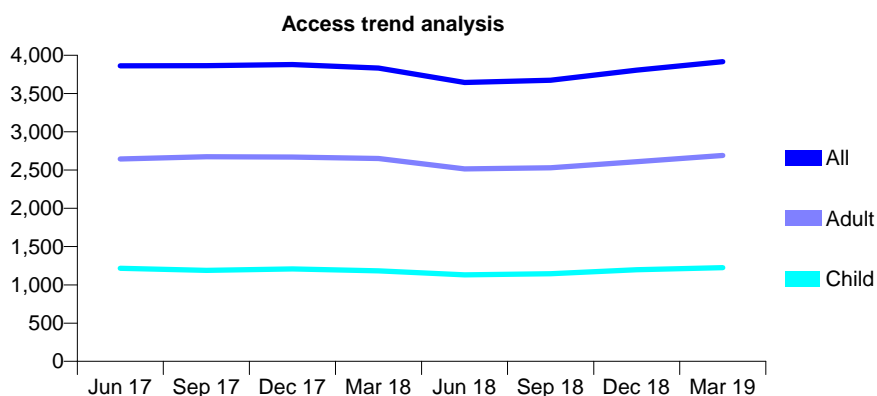
Q67 - Vital Signs At a Glance Contract Report for 638323/0002 - March 2019

Name or company name	MR SS PHOTAY
Contract type name	GDS Contract
Purpose of contract	General
Contract start date	01/04/2006
Contract end date	

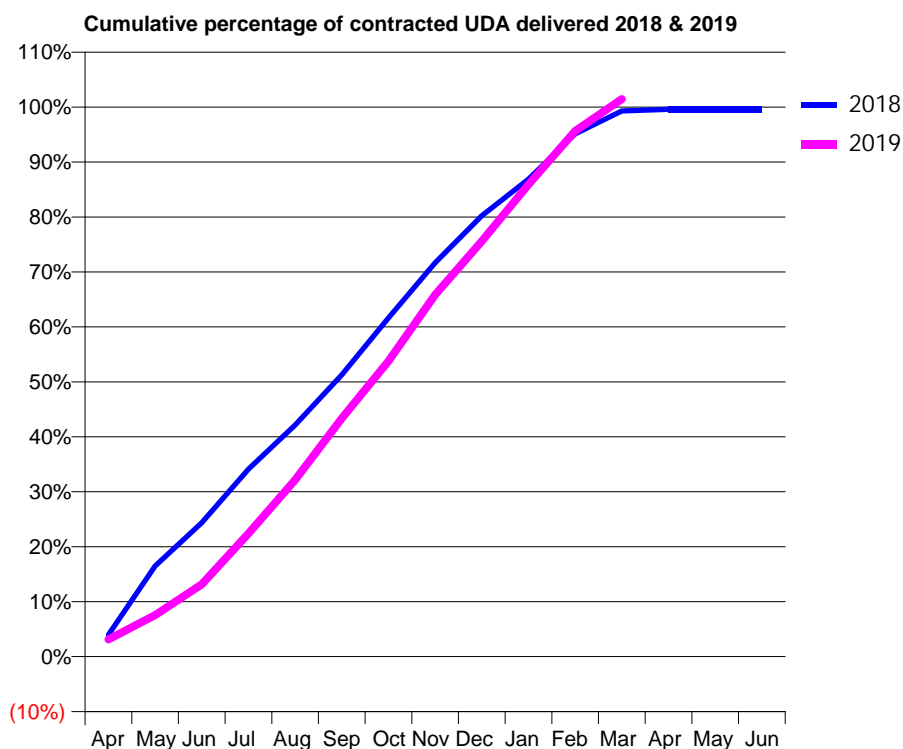
18/19 Contracted general activity (UDA)	10,254
Carry forward general activity (UDA)	43
18/19 Contracted orthodontic activity (UOA)	0
Carry forward orthodontic activity (UOA)	0
Baseline contract value	£257,832.50

ACCESS*

Patients seen in 24 months	Total	Change since previous quarter
Quarter ending March 2018	3,833	
Quarter ending June 2018	3,645	↓
Quarter ending September 2018	3,674	→
Quarter ending December 2018	3,806	↑
Quarter ending March 2019	3,915	↑
Variance since March 2018	2.1%	↑



ACTIVITY



Month	Adjusted Scheduled Activity (UDA)	
	2018	2019
April	410	321
May	1,691	775
June	2,497	1,351
July	3,498	2,297
August	4,324	3,299
September	5,256	4,446
October	6,322	5,514
November	7,350	6,754
December	8,225	7,751
January	8,908	8,811
February	9,756	9,809
March	10,180	10,402
April	10,210	
May	10,210	
June	10,210	

QUALITY

	Quantity	Base Number	Contract	AT	Region	England
% of FP17s for the same patient ID Re-attending within 3 months - Children	75	1,314	5.7%	11.4%	11.3%	11.8%
% of FP17s for the same patient ID Re-attending within 3 months - Adults	503	2,902	17.3%	16.2%	15.4%	15.7%
% of FP17s for the same patient ID Re-attending between 3 & 9 months - Children	461	1,314	35.1%	55.6%	61.3%	58.9%
% of FP17s for the same patient ID Re-attending between 3 & 9 months - Adults	916	2,902	31.6%	48.5%	52.1%	50.8%
% of FP17s for Band 1 Urgent Courses	687	4,201	16.4%	10.1%	9.5%	9.1%
% of FP17s Relating to Free Repair or Replacements	2	4,201	0.0%	0.5%	0.6%	0.8%
% of FP17s Relating to Continuations	28	4,201	0.7%	0.7%	0.8%	0.9%
% of Patients satisfied with the dentistry they have received	1	1	N/A	90.9%	92.4%	92.5%
% of Patients satisfied with the time they had to wait for an appointment	1	1	N/A	86.2%	86.3%	87.0%

* This is based on patients treated on this contract for their most recent course of treatment. Figures in italics indicate the base number of FP17s or Patient Questionnaire responses are less than 100. N/A is shown where the base number of responses is less than 10 during the period. % is calculated as Quantity/Base number*100

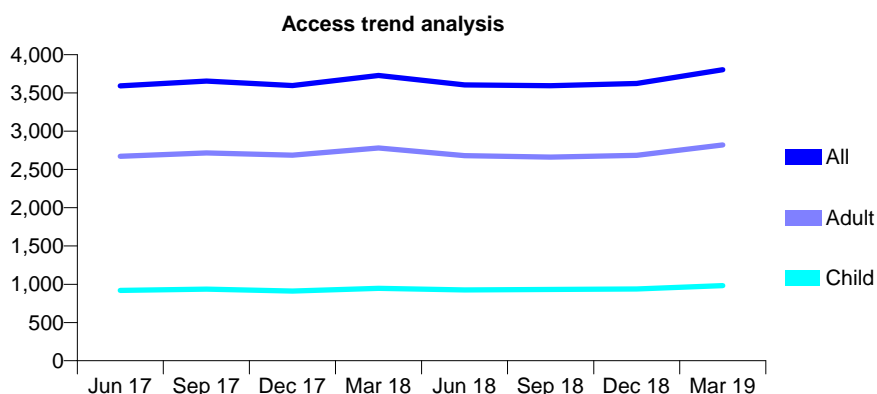
Q67 - Vital Signs At a Glance Contract Report for 638323/0003 - March 2019

Name or company name	MR SS PHOTAY
Contract type name	GDS Contract
Purpose of contract	General
Contract start date	01/04/2006
Contract end date	

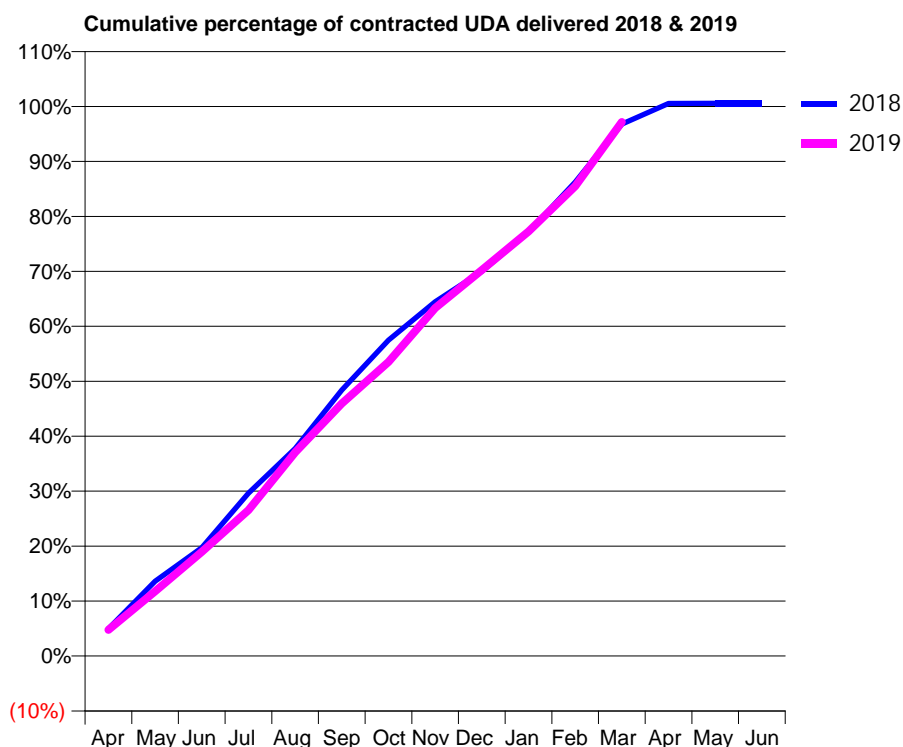
18/19 Contracted general activity (UDA)	9,000
Carry forward general activity (UDA)	0
18/19 Contracted orthodontic activity (UOA)	0
Carry forward orthodontic activity (UOA)	0
Baseline contract value	£226,301.21

ACCESS*

Patients seen in 24 months	Total	Change since previous quarter
Quarter ending March 2018	3,729	
Quarter ending June 2018	3,605	↓
Quarter ending September 2018	3,595	→
Quarter ending December 2018	3,624	→
Quarter ending March 2019	3,804	↑
Variance since March 2018	2.0%	↑



ACTIVITY



Month	Adjusted Scheduled Activity (UDA)	
	2018	2019
April	447	429
May	1,226	1,060
June	1,772	1,704
July	2,669	2,391
August	3,397	3,337
September	4,353	4,135
October	5,173	4,818
November	5,803	5,699
December	6,300	6,319
January	6,946	6,952
February	7,763	7,694
March	8,712	8,746
April	9,050	
May	9,051	
June	9,052	

QUALITY

	Quantity	Base Number	Contract	AT	Region	England
% of FP17s for the same patient ID Re-attending within 3 months - Children	45	1,096	4.1%	11.4%	11.3%	11.8%
% of FP17s for the same patient ID Re-attending within 3 months - Adults	264	3,000	8.8%	16.2%	15.4%	15.7%
% of FP17s for the same patient ID Re-attending between 3 & 9 months - Children	403	1,096	36.8%	55.6%	61.3%	58.9%
% of FP17s for the same patient ID Re-attending between 3 & 9 months - Adults	1,150	3,000	38.3%	48.5%	52.1%	50.8%
% of FP17s for Band 1 Urgent Courses	214	3,924	5.5%	10.1%	9.5%	9.1%
% of FP17s Relating to Free Repair or Replacements	5	3,924	0.1%	0.5%	0.6%	0.8%
% of FP17s Relating to Continuations	19	3,924	0.5%	0.7%	0.8%	0.9%
% of Patients satisfied with the dentistry they have received	1	1	N/A	90.9%	92.4%	92.5%
% of Patients satisfied with the time they had to wait for an appointment	1	1	N/A	86.2%	86.3%	87.0%

* This is based on patients treated on this contract for their most recent course of treatment. Figures in italics indicate the base number of FP17s or Patient Questionnaire responses are less than 100. N/A is shown where the base number of responses is less than 10 during the period. % is calculated as Quantity/Base number*100

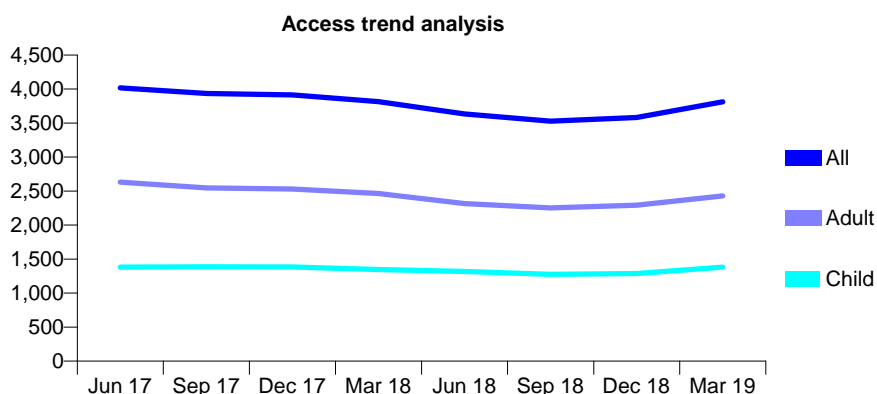
Q67 - Vital Signs At a Glance Contract Report for 638323/0004 - March 2019

Name or company name	MR SS PHOTAY
Contract type name	GDS Contract
Purpose of contract	General
Contract start date	01/04/2006
Contract end date	

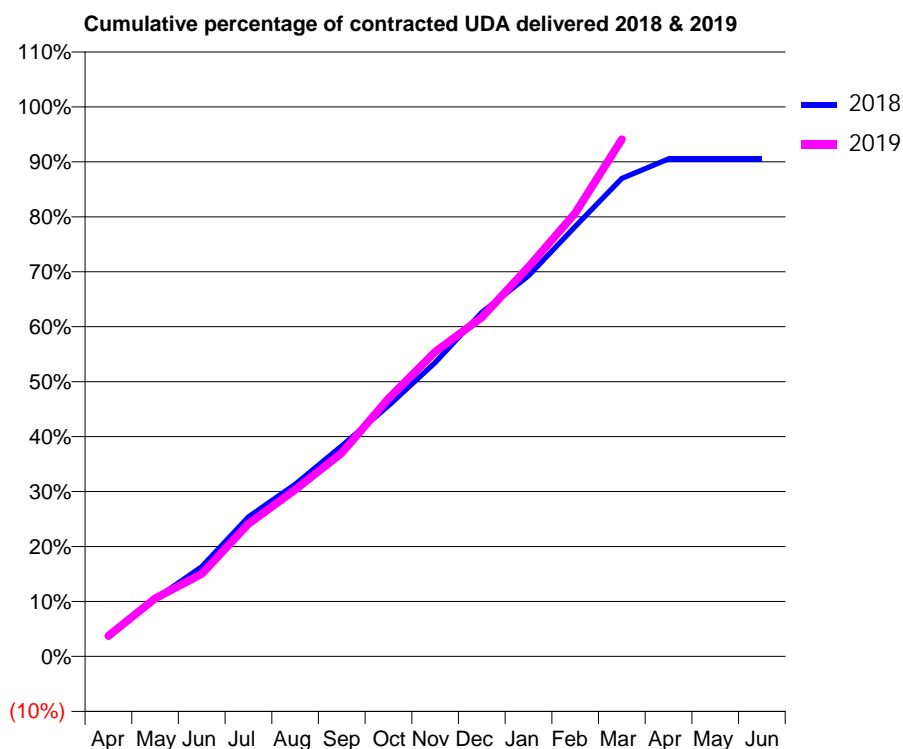
18/19 Contracted general activity (UDA)	10,500
Carry forward general activity (UDA)	0
18/19 Contracted orthodontic activity (UOA)	0
Carry forward orthodontic activity (UOA)	0
Baseline contract value	£264,018.08

ACCESS*

Patients seen in 24 months	Total	Change since previous quarter
Quarter ending March 2018	3,814	
Quarter ending June 2018	3,634	↓
Quarter ending September 2018	3,529	↓
Quarter ending December 2018	3,582	→
Quarter ending March 2019	3,813	↑
Variance since March 2018	(0.0%)	→



ACTIVITY



Month	2018	2019
April	374	392
May	1,098	1,109
June	1,715	1,577
July	2,666	2,535
August	3,288	3,183
September	4,023	3,888
October	4,788	4,928
November	5,615	5,820
December	6,572	6,478
January	7,273	7,442
February	8,217	8,471
March	9,131	9,877
April	9,507	
May	9,507	
June	9,507	

QUALITY

	Quantity	Base Number	Contract	AT	Region	England
% of FP17s for the same patient ID Re-attending within 3 months - Children	105	1,861	5.6%	11.4%	11.3%	11.8%
% of FP17s for the same patient ID Re-attending within 3 months - Adults	431	3,215	13.4%	16.2%	15.4%	15.7%
% of FP17s for the same patient ID Re-attending between 3 & 9 months - Children	918	1,861	49.3%	55.6%	61.3%	58.9%
% of FP17s for the same patient ID Re-attending between 3 & 9 months - Adults	1,528	3,215	47.5%	48.5%	52.1%	50.8%
% of FP17s for Band 1 Urgent Courses	383	4,889	7.8%	10.1%	9.5%	9.1%
% of FP17s Relating to Free Repair or Replacements	32	4,889	0.7%	0.5%	0.6%	0.8%
% of FP17s Relating to Continuations	53	4,889	1.1%	0.7%	0.8%	0.9%
% of Patients satisfied with the dentistry they have received	3	3	N/A	90.9%	92.4%	92.5%
% of Patients satisfied with the time they had to wait for an appointment	3	3	N/A	86.2%	86.3%	87.0%

* This is based on patients treated on this contract for their most recent course of treatment. Figures in italics indicate the base number of FP17s or Patient Questionnaire responses are less than 100. N/A is shown where the base number of responses is less than 10 during the period. % is calculated as Quantity/Base number*100

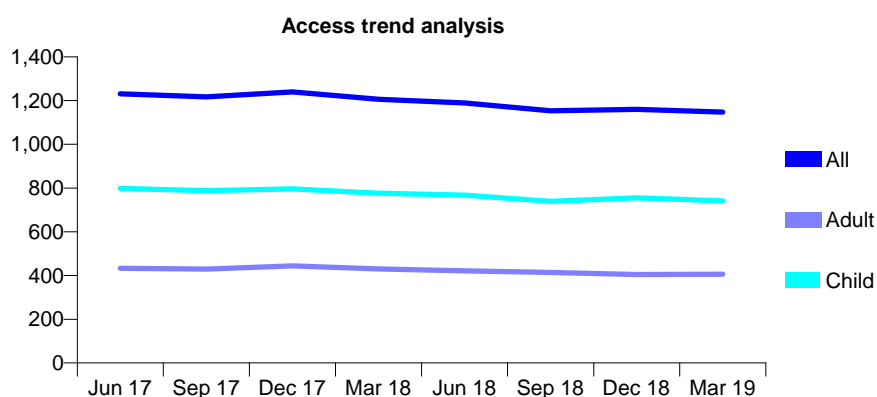
Q67 - Vital Signs At a Glance Contract Report for 639338/0001 - March 2019

Name or company name	MR MR ROBINSON
Contract type name	GDS Contract
Purpose of contract	General
Contract start date	01/04/2006
Contract end date	

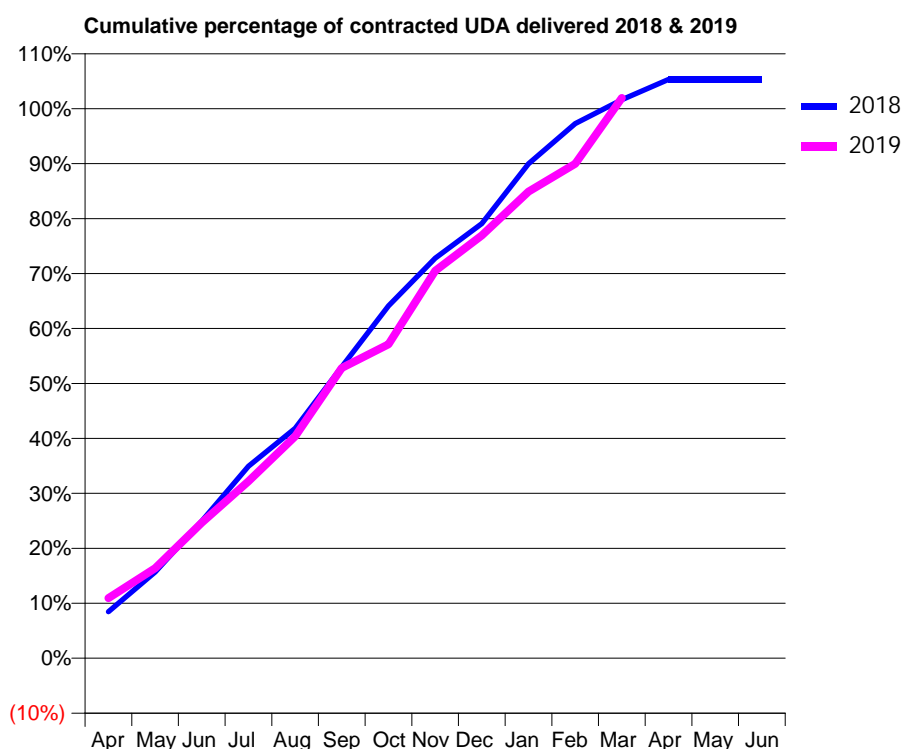
18/19 Contracted general activity (UDA)	2,580
Carry forward general activity (UDA)	0
18/19 Contracted orthodontic activity (UOA)	0
Carry forward orthodontic activity (UOA)	0
Baseline contract value	£64,873.00

ACCESS*

Patients seen in 24 months	Total	Change since previous quarter
Quarter ending March 2018	1,206	
Quarter ending June 2018	1,189	↓
Quarter ending September 2018	1,153	↓
Quarter ending December 2018	1,160	→
Quarter ending March 2019	1,147	↓
Variance since March 2018	(4.9%)	↓



ACTIVITY



Month	2018	2019
April	218	282
May	405	423
June	644	636
July	901	830
August	1,080	1,041
September	1,368	1,362
October	1,654	1,474
November	1,878	1,818
December	2,040	1,984
January	2,321	2,190
February	2,509	2,321
March	2,622	2,630
April	2,717	
May	2,718	
June	2,718	

QUALITY

	Quantity	Base Number	Contract	AT	Region	England
% of FP17s for the same patient ID Re-attending within 3 months - Children	55	1,249	4.4%	11.4%	11.3%	11.8%
% of FP17s for the same patient ID Re-attending within 3 months - Adults	25	390	6.4%	16.2%	15.4%	15.7%
% of FP17s for the same patient ID Re-attending between 3 & 9 months - Children	907	1,249	72.6%	55.6%	61.3%	58.9%
% of FP17s for the same patient ID Re-attending between 3 & 9 months - Adults	209	390	53.6%	48.5%	52.1%	50.8%
% of FP17s for Band 1 Urgent Courses	3	1,572	0.2%	10.1%	9.5%	9.1%
% of FP17s Relating to Free Repair or Replacements	1	1,572	0.1%	0.5%	0.6%	0.8%
% of FP17s Relating to Continuations	0	1,572	0.0%	0.7%	0.8%	0.9%
% of Patients satisfied with the dentistry they have received	0	0	N/A	90.9%	92.4%	92.5%
% of Patients satisfied with the time they had to wait for an appointment	0	0	N/A	86.2%	86.3%	87.0%

* This is based on patients treated on this contract for their most recent course of treatment.

Figures in italics indicate the base number of FP17s or Patient Questionnaire responses are less than 100. N/A is shown where the base number of responses is less than 10 during the period. % is calculated as Quantity/Base number*100

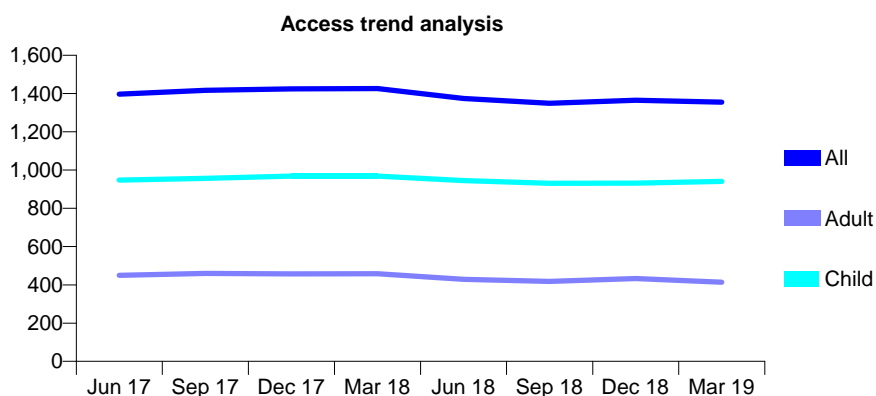
Q67 - Vital Signs At a Glance Contract Report for 651117/0001 - March 2019

Name or company name	MR GS DORMAN
Contract type name	GDS Contract
Purpose of contract	General
Contract start date	01/04/2006
Contract end date	

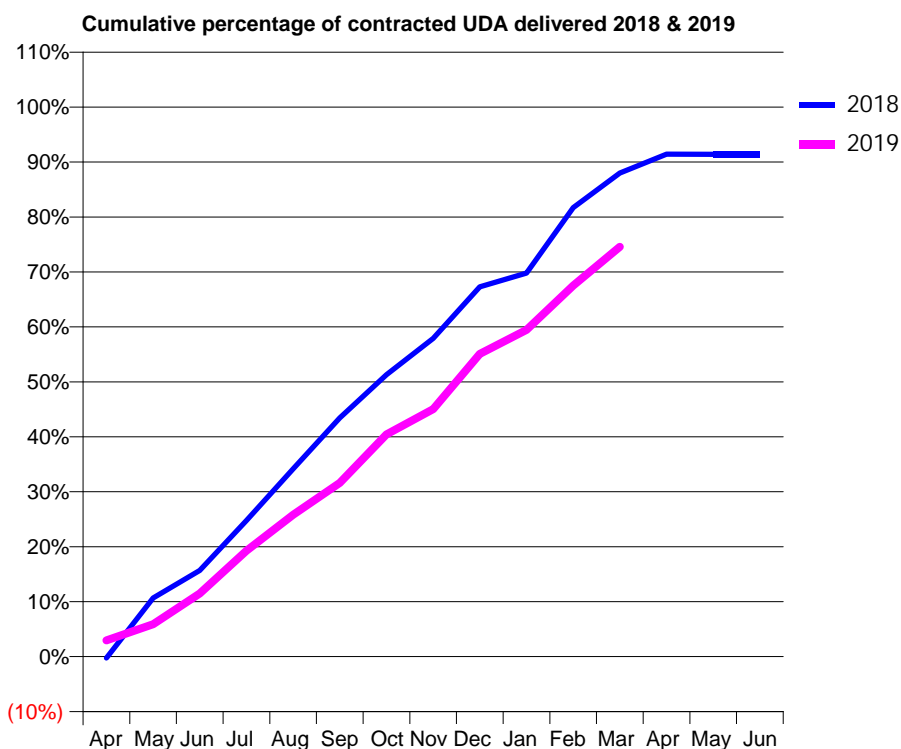
18/19 Contracted general activity (UDA)	3,807
Carry forward general activity (UDA)	47
18/19 Contracted orthodontic activity (UOA)	0
Carry forward orthodontic activity (UOA)	0
Baseline contract value	£95,725.41

ACCESS*

Patients seen in 24 months	Total	Change since previous quarter
Quarter ending March 2018	1,426	
Quarter ending June 2018	1,374	↓
Quarter ending September 2018	1,349	↓
Quarter ending December 2018	1,365	→
Quarter ending March 2019	1,355	→
Variance since March 2018	(5.0%)	↓



ACTIVITY



Month	Adjusted Scheduled Activity (UDA)	
	2018	2019
April	-11	113
May	407	225
June	597	437
July	943	733
August	1,301	983
September	1,654	1,203
October	1,954	1,540
November	2,205	1,715
December	2,561	2,098
January	2,658	2,264
February	3,110	2,570
March	3,350	2,839
April	3,481	
May	3,480	
June	3,480	

QUALITY

	Quantity	Base Number	Contract	AT	Region	England
% of FP17s for the same patient ID Re-attending within 3 months - Children	118	1,558	7.6%	11.4%	11.3%	11.8%
% of FP17s for the same patient ID Re-attending within 3 months - Adults	118	452	26.1%	16.2%	15.4%	15.7%
% of FP17s for the same patient ID Re-attending between 3 & 9 months - Children	1,019	1,558	65.4%	55.6%	61.3%	58.9%
% of FP17s for the same patient ID Re-attending between 3 & 9 months - Adults	216	452	47.8%	48.5%	52.1%	50.8%
% of FP17s for Band 1 Urgent Courses	59	1,905	3.1%	10.1%	9.5%	9.1%
% of FP17s Relating to Free Repair or Replacements	0	1,905	0.0%	0.5%	0.6%	0.8%
% of FP17s Relating to Continuations	0	1,905	0.0%	0.7%	0.8%	0.9%
% of Patients satisfied with the dentistry they have received	3	3	N/A	90.9%	92.4%	92.5%
% of Patients satisfied with the time they had to wait for an appointment	2	3	N/A	86.2%	86.3%	87.0%

* This is based on patients treated on this contract for their most recent course of treatment. Figures in italics indicate the base number of FP17s or Patient Questionnaire responses are less than 100. N/A is shown where the base number of responses is less than 10 during the period. % is calculated as Quantity/Base number*100

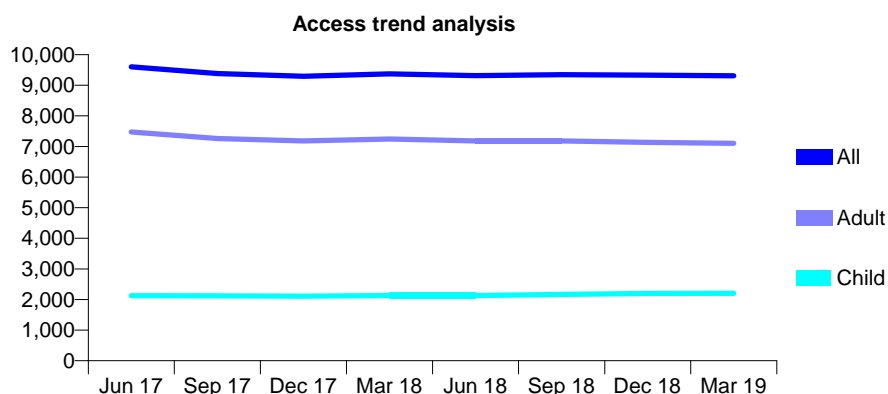
Q67 - Vital Signs At a Glance Contract Report for 653136/0001 - March 2019

Name or company name	MS EJ HARTLE
Contract type name	GDS Contract
Purpose of contract	General
Contract start date	01/04/2006
Contract end date	

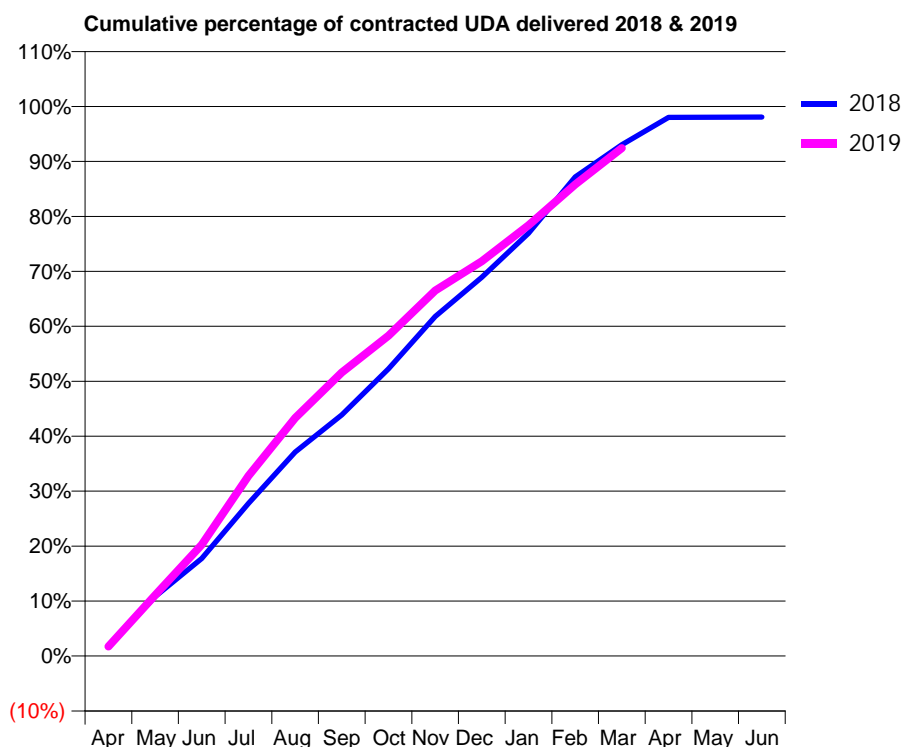
18/19 Contracted general activity (UDA)	22,000
Carry forward general activity (UDA)	487
18/19 Contracted orthodontic activity (UOA)	0
Carry forward orthodontic activity (UOA)	0
Baseline contract value	£553,298.19

ACCESS*

Patients seen in 24 months	Total	Change since previous quarter
Quarter ending March 2018	9,373	
Quarter ending June 2018	9,312	→
Quarter ending September 2018	9,348	→
Quarter ending December 2018	9,332	→
Quarter ending March 2019	9,310	→
Variance since March 2018	(0.7%)	→



ACTIVITY



Month	Adjusted Scheduled Activity (UDA)	
	2018	2019
April	470	381
May	2,760	2,439
June	4,520	4,455
July	7,074	7,212
August	9,455	9,532
September	11,173	11,355
October	13,306	12,824
November	15,736	14,630
December	17,551	15,799
January	19,596	17,241
February	22,199	18,872
March	23,690	20,332
April	24,958	
May	24,965	
June	24,978	

QUALITY

	Quantity	Base Number	Contract	AT	Region	England
% of FP17s for the same patient ID Re-attending within 3 months - Children	171	2,914	5.9%	11.4%	11.3%	11.8%
% of FP17s for the same patient ID Re-attending within 3 months - Adults	1,321	8,932	14.8%	16.2%	15.4%	15.7%
% of FP17s for the same patient ID Re-attending between 3 & 9 months - Children	1,210	2,914	41.5%	55.6%	61.3%	58.9%
% of FP17s for the same patient ID Re-attending between 3 & 9 months - Adults	3,788	8,932	42.4%	48.5%	52.1%	50.8%
% of FP17s for Band 1 Urgent Courses	1,350	11,279	12.0%	10.1%	9.5%	9.1%
% of FP17s Relating to Free Repair or Replacements	132	11,279	1.2%	0.5%	0.6%	0.8%
% of FP17s Relating to Continuations	94	11,279	0.8%	0.7%	0.8%	0.9%
% of Patients satisfied with the dentistry they have received	1	1	N/A	90.9%	92.4%	92.5%
% of Patients satisfied with the time they had to wait for an appointment	1	1	N/A	86.2%	86.3%	87.0%

* This is based on patients treated on this contract for their most recent course of treatment. Figures in italics indicate the base number of FP17s or Patient Questionnaire responses are less than 100. N/A is shown where the base number of responses is less than 10 during the period. % is calculated as Quantity/Base number*100

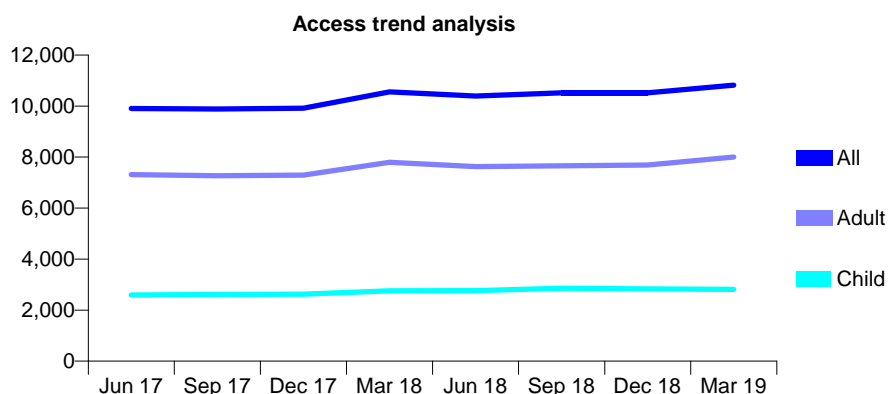
Q67 - Vital Signs At a Glance Contract Report for 653136/0002 - March 2019

Name or company name	MS EJ HARTLE
Contract type name	GDS Contract
Purpose of contract	General
Contract start date	02/11/2009
Contract end date	

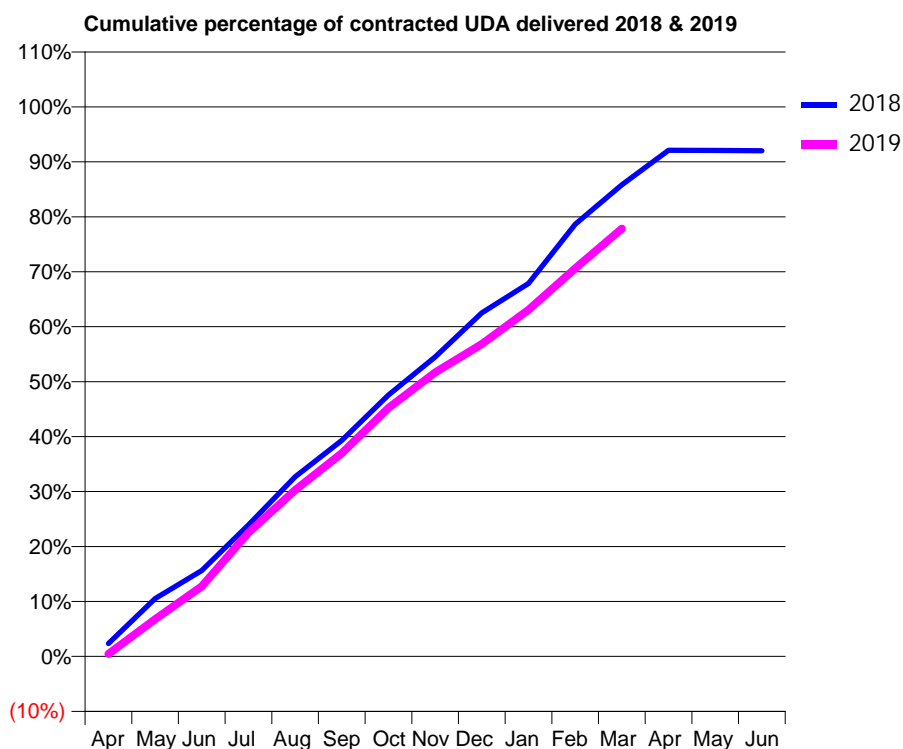
18/19 Contracted general activity (UDA)	28,000
Carry forward general activity (UDA)	539
18/19 Contracted orthodontic activity (UOA)	0
Carry forward orthodontic activity (UOA)	0
Baseline contract value	£733,492.07

ACCESS*

Patients seen in 24 months	Total	Change since previous quarter
Quarter ending March 2018	10,553	
Quarter ending June 2018	10,394	↓
Quarter ending September 2018	10,517	→
Quarter ending December 2018	10,520	→
Quarter ending March 2019	10,820	↑
Variance since March 2018	2.5%	↑



ACTIVITY



Month	2018	2019
April	597	129
May	2,687	1,898
June	3,991	3,569
July	6,107	6,311
August	8,338	8,476
September	10,019	10,355
October	12,133	12,661
November	13,904	14,468
December	15,940	15,914
January	17,305	17,657
February	20,052	19,771
March	21,886	21,794
April	23,486	
May	23,476	
June	23,461	

QUALITY

	Quantity	Base Number	Contract	AT	Region	England
% of FP17s for the same patient ID Re-attending within 3 months - Children	198	3,425	5.8%	11.4%	11.3%	11.8%
% of FP17s for the same patient ID Re-attending within 3 months - Adults	1,184	9,100	13.0%	16.2%	15.4%	15.7%
% of FP17s for the same patient ID Re-attending between 3 & 9 months - Children	1,455	3,425	42.5%	55.6%	61.3%	58.9%
% of FP17s for the same patient ID Re-attending between 3 & 9 months - Adults	2,711	9,100	29.8%	48.5%	52.1%	50.8%
% of FP17s for Band 1 Urgent Courses	1,724	11,919	14.5%	10.1%	9.5%	9.1%
% of FP17s Relating to Free Repair or Replacements	65	11,919	0.5%	0.5%	0.6%	0.8%
% of FP17s Relating to Continuations	45	11,919	0.4%	0.7%	0.8%	0.9%
% of Patients satisfied with the dentistry they have received	5	7	N/A	90.9%	92.4%	92.5%
% of Patients satisfied with the time they had to wait for an appointment	5	7	N/A	86.2%	86.3%	87.0%

* This is based on patients treated on this contract for their most recent course of treatment. Figures in italics indicate the base number of FP17s or Patient Questionnaire responses are less than 100. N/A is shown where the base number of responses is less than 10 during the period. % is calculated as Quantity/Base number*100

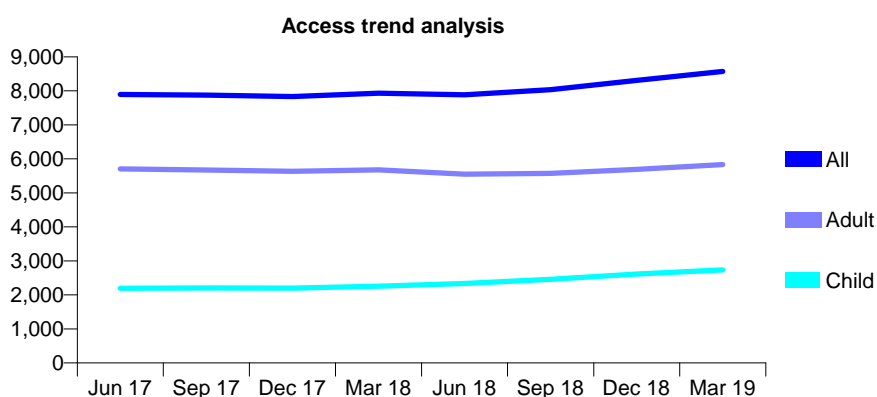
Q67 - Vital Signs At a Glance Contract Report for 653136/0003 - March 2019

Name or company name	MS EJ HARTLE
Contract type name	GDS Contract
Purpose of contract	General
Contract start date	01/01/2010
Contract end date	

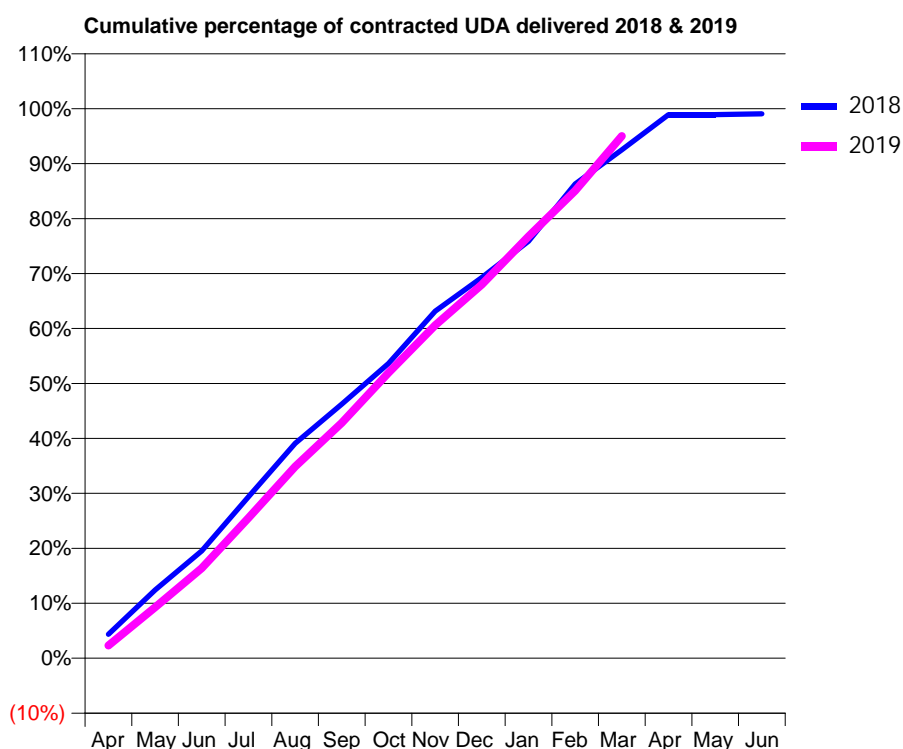
18/19 Contracted general activity (UDA)	18,000
Carry forward general activity (UDA)	173
18/19 Contracted orthodontic activity (UOA)	0
Carry forward orthodontic activity (UOA)	0
Baseline contract value	£451,653.95

ACCESS*

Patients seen in 24 months	Total	Change since previous quarter
Quarter ending March 2018	7,933	
Quarter ending June 2018	7,884	→
Quarter ending September 2018	8,035	→
Quarter ending December 2018	8,307	↑
Quarter ending March 2019	8,570	↑
Variance since March 2018	8.0%	↑



ACTIVITY



Month	2018	2019
April	786	418
May	2,240	1,670
June	3,516	2,949
July	5,289	4,598
August	7,040	6,278
September	8,321	7,706
October	9,654	9,350
November	11,366	10,905
December	12,467	12,238
January	13,655	13,816
February	15,533	15,313
March	16,651	17,103
April	17,807	
May	17,805	
June	17,826	

QUALITY

	Quantity	Base Number	Contract	AT	Region	England
% of FP17s for the same patient ID Re-attending within 3 months - Children	171	4,018	4.3%	11.4%	11.3%	11.8%
% of FP17s for the same patient ID Re-attending within 3 months - Adults	608	7,030	8.6%	16.2%	15.4%	15.7%
% of FP17s for the same patient ID Re-attending between 3 & 9 months - Children	2,334	4,018	58.1%	55.6%	61.3%	58.9%
% of FP17s for the same patient ID Re-attending between 3 & 9 months - Adults	3,209	7,030	45.6%	48.5%	52.1%	50.8%
% of FP17s for Band 1 Urgent Courses	861	10,489	8.2%	10.1%	9.5%	9.1%
% of FP17s Relating to Free Repair or Replacements	26	10,489	0.2%	0.5%	0.6%	0.8%
% of FP17s Relating to Continuations	10	10,489	0.1%	0.7%	0.8%	0.9%
% of Patients satisfied with the dentistry they have received	2	3	N/A	90.9%	92.4%	92.5%
% of Patients satisfied with the time they had to wait for an appointment	2	3	N/A	86.2%	86.3%	87.0%

* This is based on patients treated on this contract for their most recent course of treatment. Figures in italics indicate the base number of FP17s or Patient Questionnaire responses are less than 100. N/A is shown where the base number of responses is less than 10 during the period. % is calculated as Quantity/Base number*100

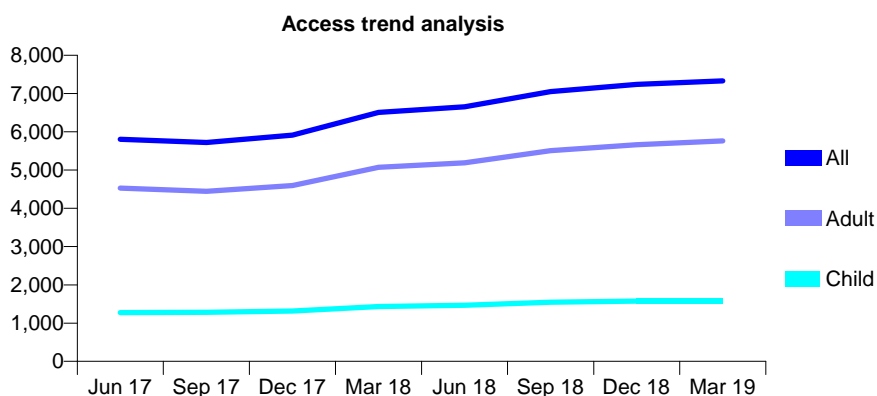
Q67 - Vital Signs At a Glance Contract Report for 653136/0005 - March 2019

Name or company name	MS EJ HARTLE
Contract type name	GDS Contract
Purpose of contract	General
Contract start date	15/11/2010
Contract end date	

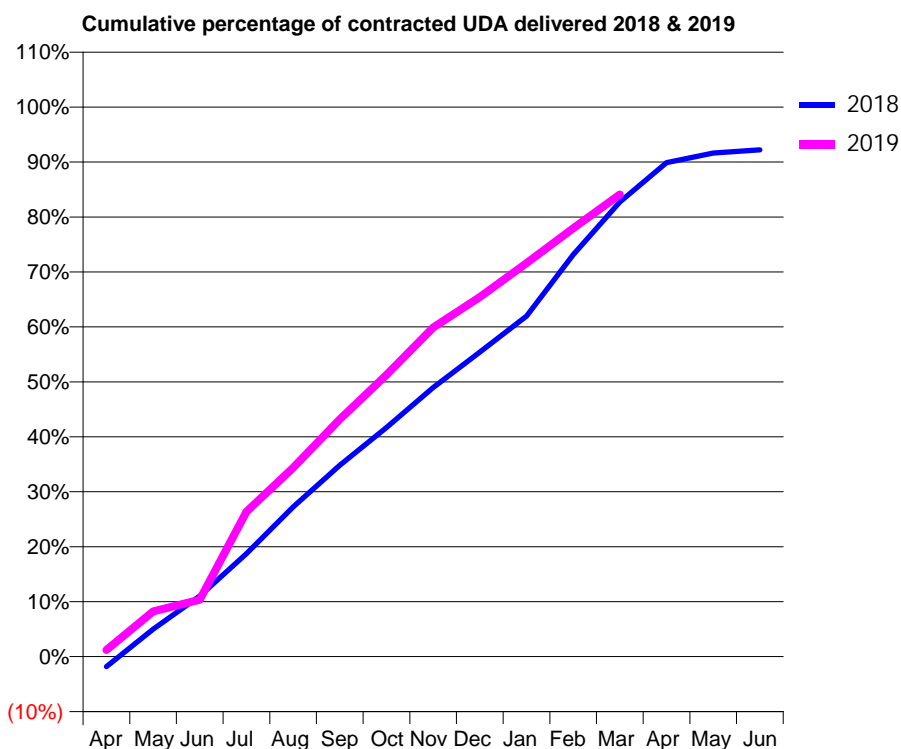
18/19 Contracted general activity (UDA)	20,000
Carry forward general activity (UDA)	0
18/19 Contracted orthodontic activity (UOA)	0
Carry forward orthodontic activity (UOA)	0
Baseline contract value	£521,282.87

ACCESS*

Patients seen in 24 months	Total	Change since previous quarter
Quarter ending March 2018	6,506	
Quarter ending June 2018	6,653	↑
Quarter ending September 2018	7,051	↑
Quarter ending December 2018	7,238	↑
Quarter ending March 2019	7,333	→
Variance since March 2018	12.7%	↑



ACTIVITY



Month	Adjusted Scheduled Activity (UDA)	
	2018	2019
April	-291	246
May	803	1,647
June	1,765	2,068
July	2,998	5,273
August	4,357	6,875
September	5,570	8,639
October	6,668	10,253
November	7,837	11,980
December	8,867	13,086
January	9,915	14,318
February	11,705	15,593
March	13,235	16,822
April	14,382	
May	14,660	
June	14,753	

QUALITY

	Quantity	Base Number	Contract	AT	Region	England
% of FP17s for the same patient ID Re-attending within 3 months - Children	85	1,944	4.4%	11.4%	11.3%	11.8%
% of FP17s for the same patient ID Re-attending within 3 months - Adults	866	7,196	12.0%	16.2%	15.4%	15.7%
% of FP17s for the same patient ID Re-attending between 3 & 9 months - Children	770	1,944	39.6%	55.6%	61.3%	58.9%
% of FP17s for the same patient ID Re-attending between 3 & 9 months - Adults	2,480	7,196	34.5%	48.5%	52.1%	50.8%
% of FP17s for Band 1 Urgent Courses	1,296	8,623	15.0%	10.1%	9.5%	9.1%
% of FP17s Relating to Free Repair or Replacements	33	8,623	0.4%	0.5%	0.6%	0.8%
% of FP17s Relating to Continuations	25	8,623	0.3%	0.7%	0.8%	0.9%
% of Patients satisfied with the dentistry they have received	4	4	N/A	90.9%	92.4%	92.5%
% of Patients satisfied with the time they had to wait for an appointment	4	4	N/A	86.2%	86.3%	87.0%

* This is based on patients treated on this contract for their most recent course of treatment. Figures in italics indicate the base number of FP17s or Patient Questionnaire responses are less than 100. N/A is shown where the base number of responses is less than 10 during the period. % is calculated as Quantity/Base number*100

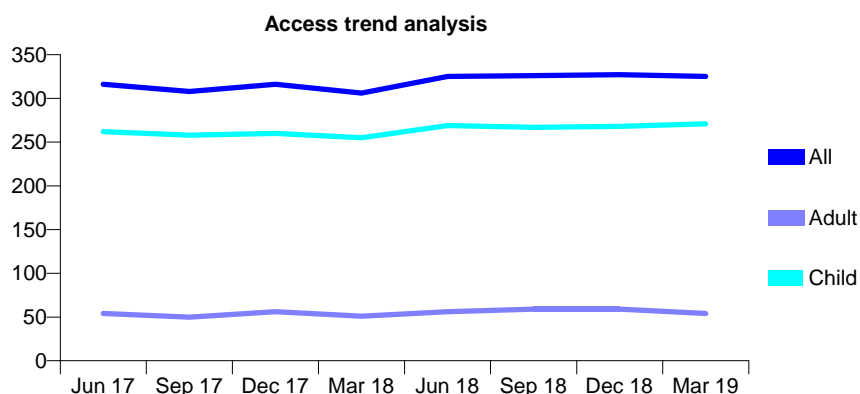
Q67 - Vital Signs At a Glance Contract Report for 661635/0001 - March 2019

Name or company name	MR S SHARMA
Contract type name	GDS Contract
Purpose of contract	General
Contract start date	01/04/2006
Contract end date	

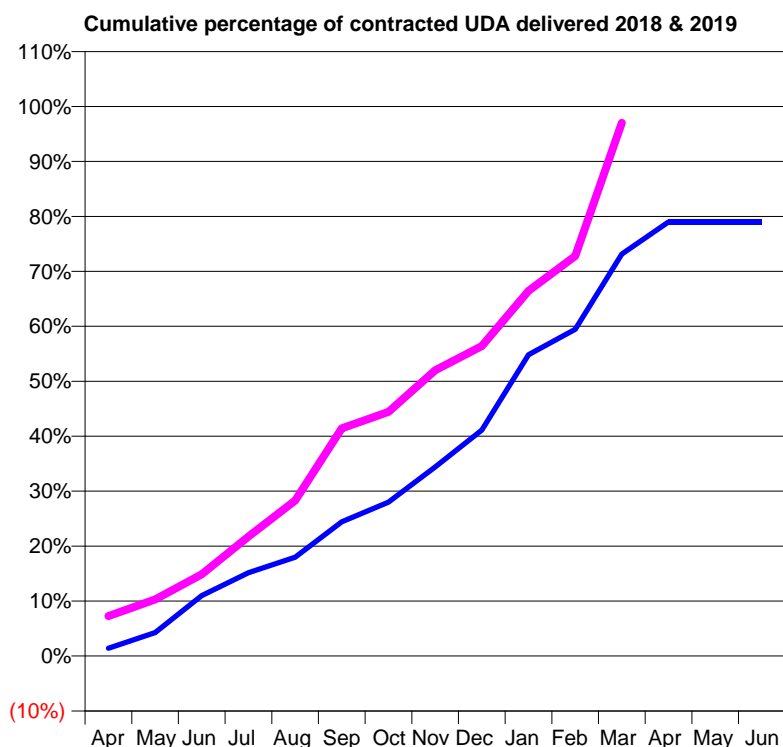
18/19 Contracted general activity (UDA)	701
Carry forward general activity (UDA)	0
18/19 Contracted orthodontic activity (UOA)	0
Carry forward orthodontic activity (UOA)	0
Baseline contract value	£17,626.35

ACCESS*

Patients seen in 24 months	Total	Change since previous quarter
Quarter ending March 2018	306	
Quarter ending June 2018	325	↑
Quarter ending September 2018	326	→
Quarter ending December 2018	327	→
Quarter ending March 2019	325	→
Variance since March 2018	6.2%	↑



ACTIVITY



Month	Adjusted Scheduled Activity (UDA)	
	2018	2019
April	10	51
May	30	72
June	77	104
July	106	152
August	126	198
September	171	290
October	196	311
November	241	364
December	288	395
January	384	466
February	417	510
March	513	680
April	554	
May	554	
June	554	

QUALITY

	Quantity	Base Number	Contract	AT	Region	England
% of FP17s for the same patient ID Re-attending within 3 months - Children	39	409	9.5%	11.4%	11.3%	11.8%
% of FP17s for the same patient ID Re-attending within 3 months - Adults	2	33	6.1%	16.2%	15.4%	15.7%
% of FP17s for the same patient ID Re-attending between 3 & 9 months - Children	216	409	52.8%	55.6%	61.3%	58.9%
% of FP17s for the same patient ID Re-attending between 3 & 9 months - Adults	20	33	60.6%	48.5%	52.1%	50.8%
% of FP17s for Band 1 Urgent Courses	6	427	1.4%	10.1%	9.5%	9.1%
% of FP17s Relating to Free Repair or Replacements	0	427	0.0%	0.5%	0.6%	0.8%
% of FP17s Relating to Continuations	0	427	0.0%	0.7%	0.8%	0.9%
% of Patients satisfied with the dentistry they have received	0	0	N/A	90.9%	92.4%	92.5%
% of Patients satisfied with the time they had to wait for an appointment	0	0	N/A	86.2%	86.3%	87.0%

* This is based on patients treated on this contract for their most recent course of treatment. Figures in italics indicate the base number of FP17s or Patient Questionnaire responses are less than 100. N/A is shown where the base number of responses is less than 10 during the period. % is calculated as Quantity/Base number*100

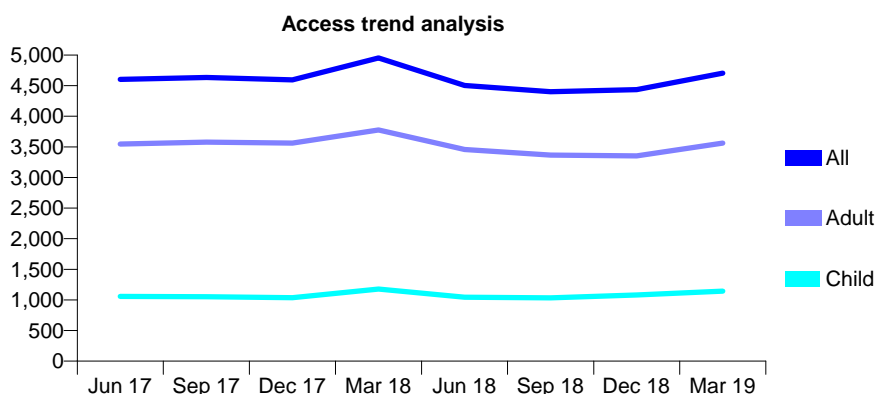
Q67 - Vital Signs At a Glance Contract Report for 664197/0001 - March 2019

Name or company name	Derek Ryan, Waguieh Bishay and Claire Bas
Contract type name	GDS Contract
Purpose of contract	General
Contract start date	01/04/2006
Contract end date	

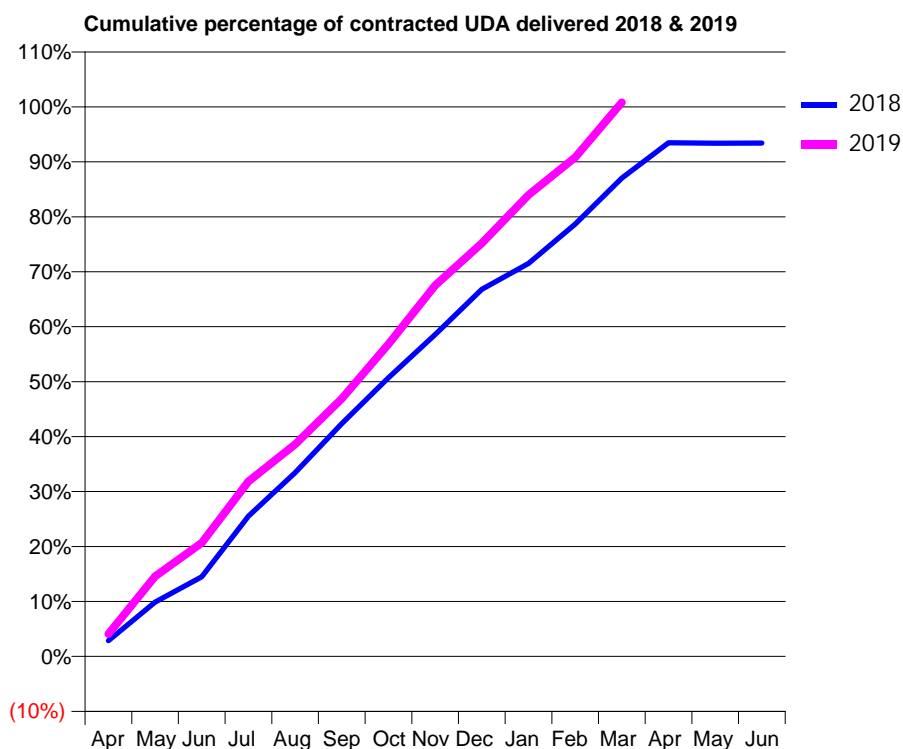
18/19 Contracted general activity (UDA)	12,458
Carry forward general activity (UDA)	0
18/19 Contracted orthodontic activity (UOA)	0
Carry forward orthodontic activity (UOA)	0
Baseline contract value	£316,663.70

ACCESS*

Patients seen in 24 months	Total	Change since previous quarter
Quarter ending March 2018	4,954	
Quarter ending June 2018	4,502	↓
Quarter ending September 2018	4,401	↓
Quarter ending December 2018	4,434	→
Quarter ending March 2019	4,705	↑
Variance since March 2018	(5.0%)	↓



ACTIVITY



Month	Adjusted Scheduled Activity (UDA)	
	2018	2019
April	407	509
May	1,405	1,817
June	2,059	2,575
July	3,626	3,968
August	4,750	4,808
September	6,015	5,841
October	7,203	7,078
November	8,322	8,411
December	9,485	9,369
January	10,152	10,462
February	11,175	11,313
March	12,357	12,558
April	13,271	
May	13,263	
June	13,265	

QUALITY

	Quantity	Base Number	Contract	AT	Region	England
% of FP17s for the same patient ID Re-attending within 3 months - Children	93	1,454	6.4%	11.4%	11.3%	11.8%
% of FP17s for the same patient ID Re-attending within 3 months - Adults	689	4,487	15.4%	16.2%	15.4%	15.7%
% of FP17s for the same patient ID Re-attending between 3 & 9 months - Children	666	1,454	45.8%	55.6%	61.3%	58.9%
% of FP17s for the same patient ID Re-attending between 3 & 9 months - Adults	1,911	4,487	42.6%	48.5%	52.1%	50.8%
% of FP17s for Band 1 Urgent Courses	910	5,608	16.2%	10.1%	9.5%	9.1%
% of FP17s Relating to Free Repair or Replacements	10	5,608	0.2%	0.5%	0.6%	0.8%
% of FP17s Relating to Continuations	1	5,608	0.0%	0.7%	0.8%	0.9%
% of Patients satisfied with the dentistry they have received	2	2	N/A	90.9%	92.4%	92.5%
% of Patients satisfied with the time they had to wait for an appointment	1	2	N/A	86.2%	86.3%	87.0%

* This is based on patients treated on this contract for their most recent course of treatment. Figures in italics indicate the base number of FP17s or Patient Questionnaire responses are less than 100. N/A is shown where the base number of responses is less than 10 during the period. % is calculated as Quantity/Base number*100

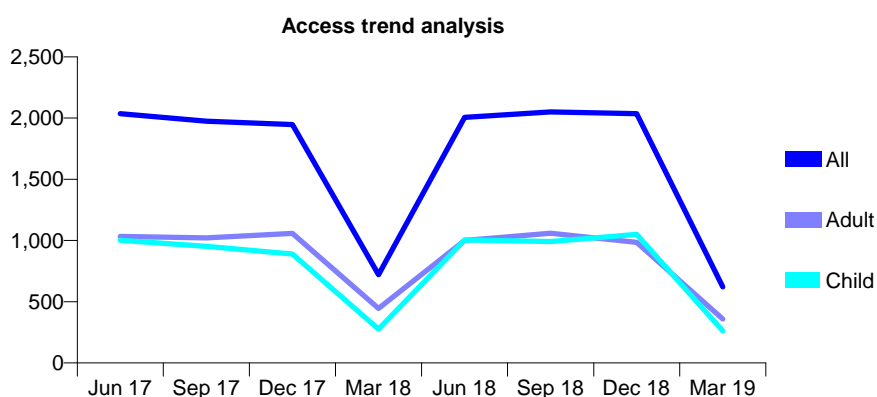
Q67 - Vital Signs At a Glance Contract Report for 664197/0005 - March 2019

Name or company name	Derek Ryan, Waguih Bishay and Claire Bas
Contract type name	PDS Contract
Purpose of contract	General
Contract start date	01/04/2007
Contract end date	31/03/2026

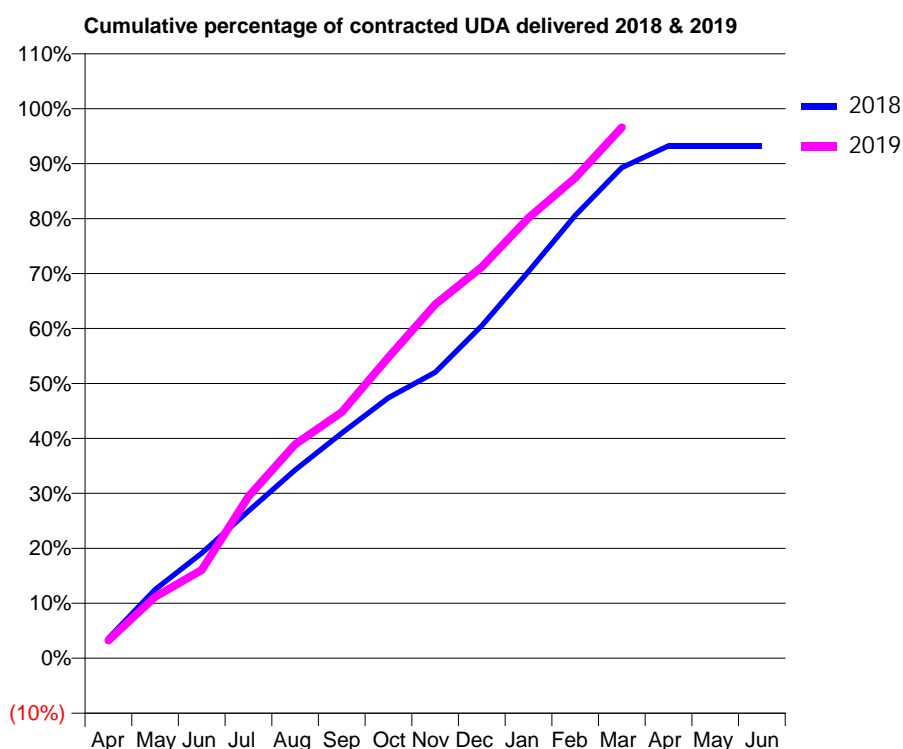
18/19 Contracted general activity (UDA)	7,262
Carry forward general activity (UDA)	0
18/19 Contracted orthodontic activity (UOA)	0
Carry forward orthodontic activity (UOA)	0
Baseline contract value	£375,609.78

ACCESS*

Patients seen in 24 months	Total	Change since previous quarter
Quarter ending March 2018	721	
Quarter ending June 2018	2,006	↑
Quarter ending September 2018	2,051	↑
Quarter ending December 2018	2,036	→
Quarter ending March 2019	621	↓
Variance since March 2018	(13.9%)	↓



ACTIVITY



Month	Adjusted Scheduled Activity (UDA)	
	2018	2019
April	264	235
May	908	812
June	1,388	1,166
July	1,944	2,136
August	2,487	2,827
September	2,975	3,253
October	3,443	3,976
November	3,779	4,675
December	4,394	5,170
January	5,111	5,820
February	5,852	6,348
March	6,482	7,014
April	6,771	
May	6,771	
June	6,771	

QUALITY

	Quantity	Base Number	Contract	AT	Region	England
% of FP17s for the same patient ID Re-attending within 3 months - Children	5	1,373	0.4%	11.4%	11.3%	11.8%
% of FP17s for the same patient ID Re-attending within 3 months - Adults	19	1,073	1.8%	16.2%	15.4%	15.7%
% of FP17s for the same patient ID Re-attending between 3 & 9 months - Children	1	1,373	0.1%	55.6%	61.3%	58.9%
% of FP17s for the same patient ID Re-attending between 3 & 9 months - Adults	2	1,073	0.2%	48.5%	52.1%	50.8%
% of FP17s for Band 1 Urgent Courses	1	2,348	0.0%	10.1%	9.5%	9.1%
% of FP17s Relating to Free Repair or Replacements	4	2,348	0.2%	0.5%	0.6%	0.8%
% of FP17s Relating to Continuations	6	2,348	0.3%	0.7%	0.8%	0.9%
% of Patients satisfied with the dentistry they have received	0	0	N/A	90.9%	92.4%	92.5%
% of Patients satisfied with the time they had to wait for an appointment	0	0	N/A	86.2%	86.3%	87.0%

* This is based on patients treated on this contract for their most recent course of treatment.

Figures in italics indicate the base number of FP17s or Patient Questionnaire responses are less than 100. N/A is shown where the base number of responses is less than 10 during the period. % is calculated as Quantity/Base number*100

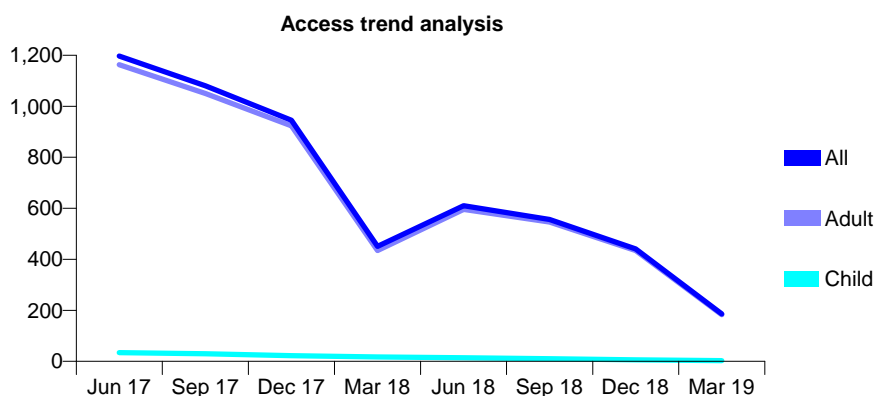
Q67 - Vital Signs At a Glance Contract Report for 664197/0008 - March 2019

Name or company name	Derek Ryan, Waguih Bishay and Claire Bas
Contract type name	PDS Contract
Purpose of contract	General
Contract start date	01/04/2011
Contract end date	31/03/2026

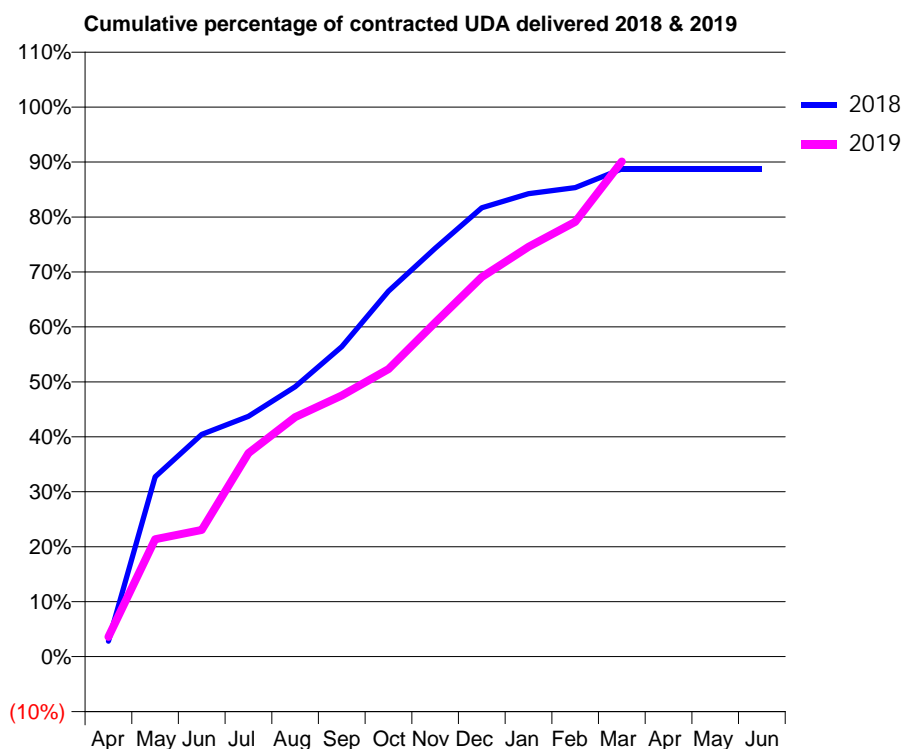
18/19 Contracted general activity (UDA)	1,250
Carry forward general activity (UDA)	0
18/19 Contracted orthodontic activity (UOA)	0
Carry forward orthodontic activity (UOA)	0
Baseline contract value	£43,560.12

ACCESS*

Patients seen in 24 months	Total	Change since previous quarter
Quarter ending March 2018	451	
Quarter ending June 2018	610	↑
Quarter ending September 2018	556	↓
Quarter ending December 2018	441	↓
Quarter ending March 2019	186	↓
Variance since March 2018	(58.8%)	↓



ACTIVITY



Month	Adjusted Scheduled Activity (UDA)	
	2018	2019
April	39	45
May	457	267
June	565	288
July	611	463
August	686	545
September	788	594
October	929	654
November	1,038	760
December	1,141	863
January	1,177	932
February	1,192	989
March	1,240	1,126
April	1,240	
May	1,240	
June	1,240	

QUALITY

	Quantity	Base Number	Contract	AT	Region	England
% of FP17s for the same patient ID Re-attending within 3 months - Children	0	6	0.0%	11.4%	11.3%	11.8%
% of FP17s for the same patient ID Re-attending within 3 months - Adults	0	376	0.0%	16.2%	15.4%	15.7%
% of FP17s for the same patient ID Re-attending between 3 & 9 months - Children	0	6	0.0%	55.6%	61.3%	58.9%
% of FP17s for the same patient ID Re-attending between 3 & 9 months - Adults	1	376	0.3%	48.5%	52.1%	50.8%
% of FP17s for Band 1 Urgent Courses	0	382	0.0%	10.1%	9.5%	9.1%
% of FP17s Relating to Free Repair or Replacements	0	382	0.0%	0.5%	0.6%	0.8%
% of FP17s Relating to Continuations	0	382	0.0%	0.7%	0.8%	0.9%
% of Patients satisfied with the dentistry they have received	0	0	N/A	90.9%	92.4%	92.5%
% of Patients satisfied with the time they had to wait for an appointment	0	0	N/A	86.2%	86.3%	87.0%

* This is based on patients treated on this contract for their most recent course of treatment. Figures in italics indicate the base number of FP17s or Patient Questionnaire responses are less than 100. N/A is shown where the base number of responses is less than 10 during the period. % is calculated as Quantity/Base number*100

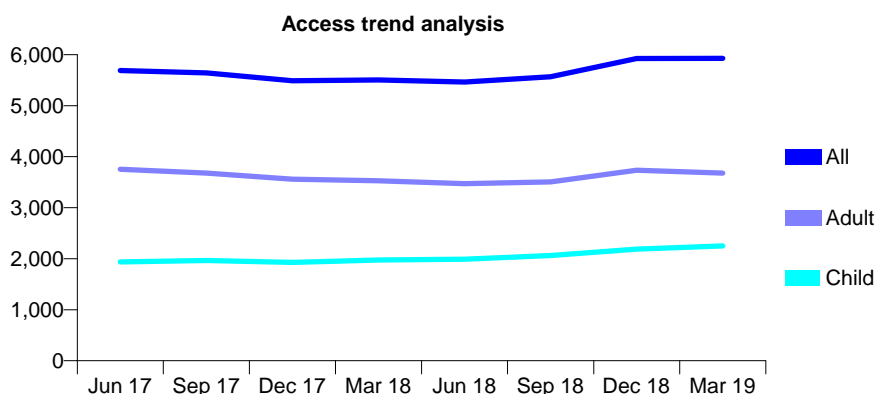
Q67 - Vital Signs At a Glance Contract Report for 678481/0001 - March 2019

Name or company name	MR R TRIVEDI
Contract type name	GDS Contract
Purpose of contract	General
Contract start date	01/04/2006
Contract end date	

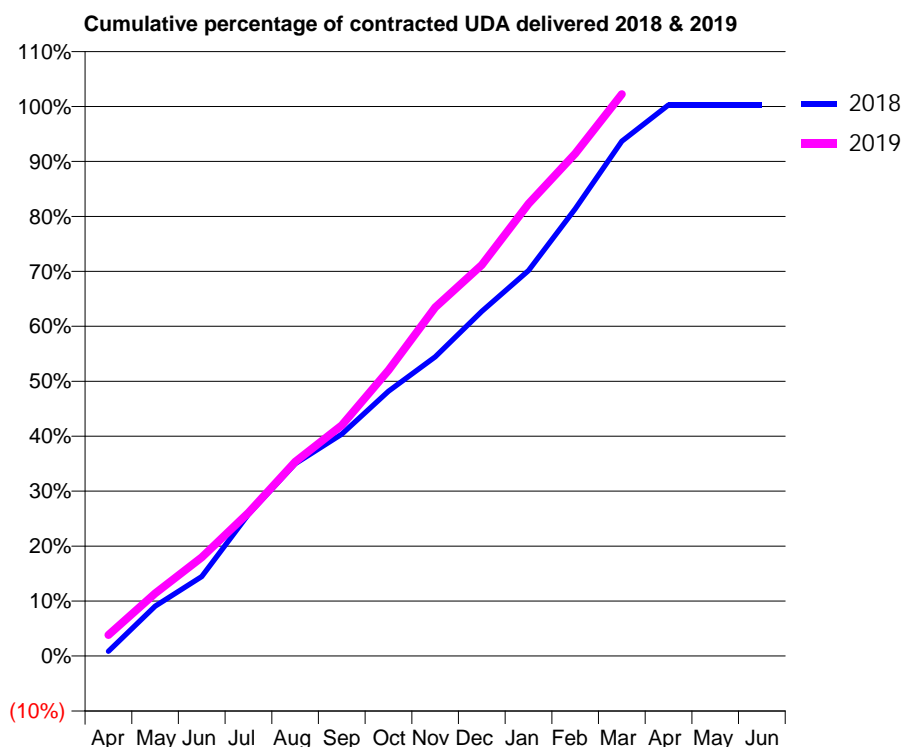
18/19 Contracted general activity (UDA)	15,541
Carry forward general activity (UDA)	0
18/19 Contracted orthodontic activity (UOA)	0
Carry forward orthodontic activity (UOA)	0
Baseline contract value	£412,511.26

ACCESS*

Patients seen in 24 months	Total	Change since previous quarter
Quarter ending March 2018	5,505	
Quarter ending June 2018	5,462	→
Quarter ending September 2018	5,568	→
Quarter ending December 2018	5,925	↑
Quarter ending March 2019	5,928	→
Variance since March 2018	7.7%	↑



ACTIVITY



Month	Adjusted Scheduled Activity (UDA)	
	2018	2019
April	134	592
May	1,412	1,771
June	2,245	2,788
July	4,007	4,051
August	5,435	5,491
September	6,277	6,524
October	7,486	8,079
November	8,461	9,860
December	9,745	11,059
January	10,901	12,787
February	12,647	14,208
March	14,556	15,886
April	15,583	
May	15,583	
June	15,583	

QUALITY

	Quantity	Base Number	Contract	AT	Region	England
% of FP17s for the same patient ID Re-attending within 3 months - Children	304	3,586	8.5%	11.4%	11.3%	11.8%
% of FP17s for the same patient ID Re-attending within 3 months - Adults	797	4,871	16.4%	16.2%	15.4%	15.7%
% of FP17s for the same patient ID Re-attending between 3 & 9 months - Children	2,003	3,586	55.9%	55.6%	61.3%	58.9%
% of FP17s for the same patient ID Re-attending between 3 & 9 months - Adults	2,073	4,871	42.6%	48.5%	52.1%	50.8%
% of FP17s for Band 1 Urgent Courses	1,055	8,014	13.2%	10.1%	9.5%	9.1%
% of FP17s Relating to Free Repair or Replacements	15	8,014	0.2%	0.5%	0.6%	0.8%
% of FP17s Relating to Continuations	114	8,014	1.4%	0.7%	0.8%	0.9%
% of Patients satisfied with the dentistry they have received	4	6	N/A	90.9%	92.4%	92.5%
% of Patients satisfied with the time they had to wait for an appointment	4	6	N/A	86.2%	86.3%	87.0%

* This is based on patients treated on this contract for their most recent course of treatment. Figures in italics indicate the base number of FP17s or Patient Questionnaire responses are less than 100. N/A is shown where the base number of responses is less than 10 during the period. % is calculated as Quantity/Base number*100

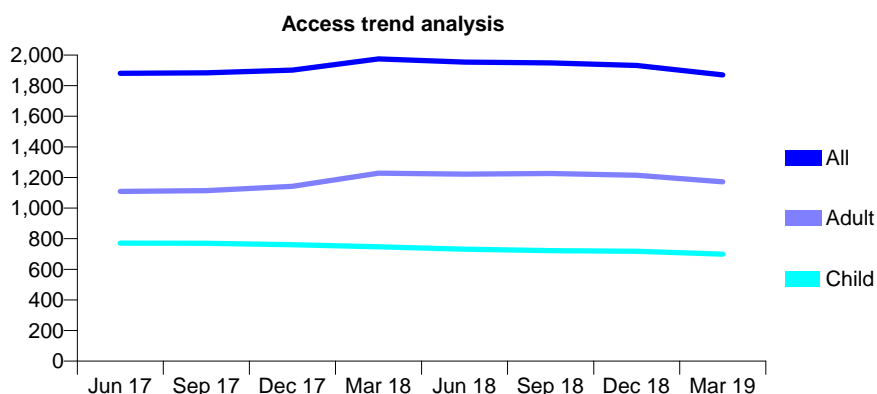
Q67 - Vital Signs At a Glance Contract Report for 687421/0001 - March 2019

Name or company name	MR VM MOODALEY
Contract type name	GDS Contract
Purpose of contract	General
Contract start date	09/05/2011
Contract end date	

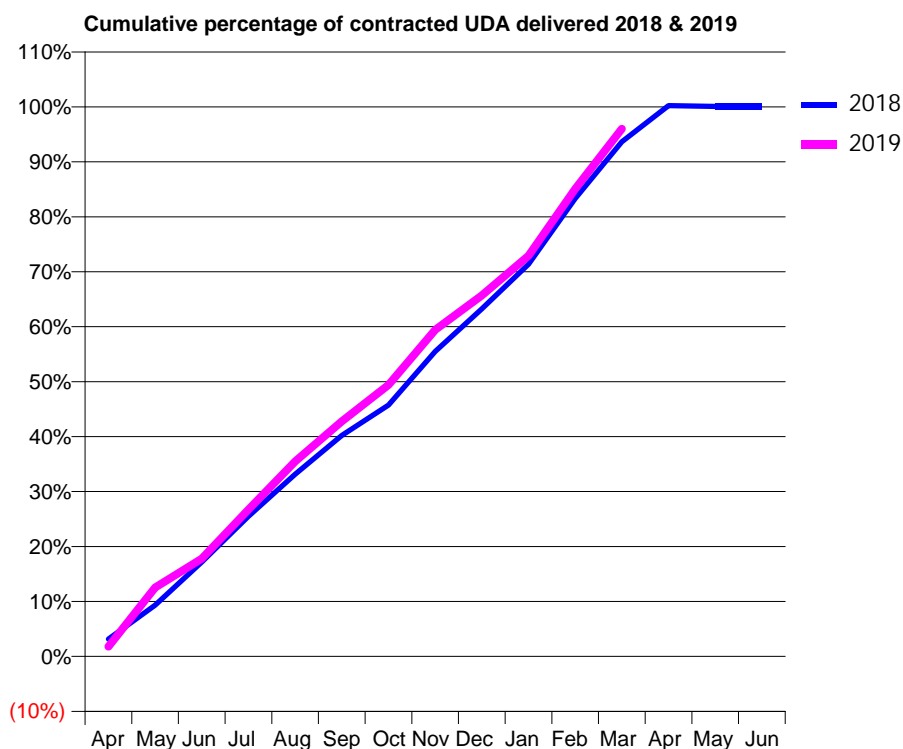
18/19 Contracted general activity (UDA)	5,770
Carry forward general activity (UDA)	0
18/19 Contracted orthodontic activity (UOA)	0
Carry forward orthodontic activity (UOA)	0
Baseline contract value	£131,875.91

ACCESS*

Patients seen in 24 months	Total	Change since previous quarter
Quarter ending March 2018	1,975	
Quarter ending June 2018	1,954	↓
Quarter ending September 2018	1,949	→
Quarter ending December 2018	1,932	→
Quarter ending March 2019	1,871	↓
Variance since March 2018	(5.3%)	↓



ACTIVITY



Month	2018	2019
April	183	103
May	538	724
June	991	1,026
July	1,471	1,542
August	1,914	2,048
September	2,320	2,468
October	2,639	2,852
November	3,201	3,428
December	3,649	3,789
January	4,118	4,207
February	4,809	4,910
March	5,403	5,538
April	5,782	
May	5,776	
June	5,775	

QUALITY

	Quantity	Base Number	Contract	AT	Region	England
% of FP17s for the same patient ID Re-attending within 3 months - Children	49	1,092	4.5%	11.4%	11.3%	11.8%
% of FP17s for the same patient ID Re-attending within 3 months - Adults	152	1,447	10.5%	16.2%	15.4%	15.7%
% of FP17s for the same patient ID Re-attending between 3 & 9 months - Children	742	1,092	67.9%	55.6%	61.3%	58.9%
% of FP17s for the same patient ID Re-attending between 3 & 9 months - Adults	869	1,447	60.1%	48.5%	52.1%	50.8%
% of FP17s for Band 1 Urgent Courses	71	2,432	2.9%	10.1%	9.5%	9.1%
% of FP17s Relating to Free Repair or Replacements	0	2,432	0.0%	0.5%	0.6%	0.8%
% of FP17s Relating to Continuations	0	2,432	0.0%	0.7%	0.8%	0.9%
% of Patients satisfied with the dentistry they have received	0	0	N/A	90.9%	92.4%	92.5%
% of Patients satisfied with the time they had to wait for an appointment	0	0	N/A	86.2%	86.3%	87.0%

* This is based on patients treated on this contract for their most recent course of treatment. Figures in italics indicate the base number of FP17s or Patient Questionnaire responses are less than 100. N/A is shown where the base number of responses is less than 10 during the period. % is calculated as Quantity/Base number*100

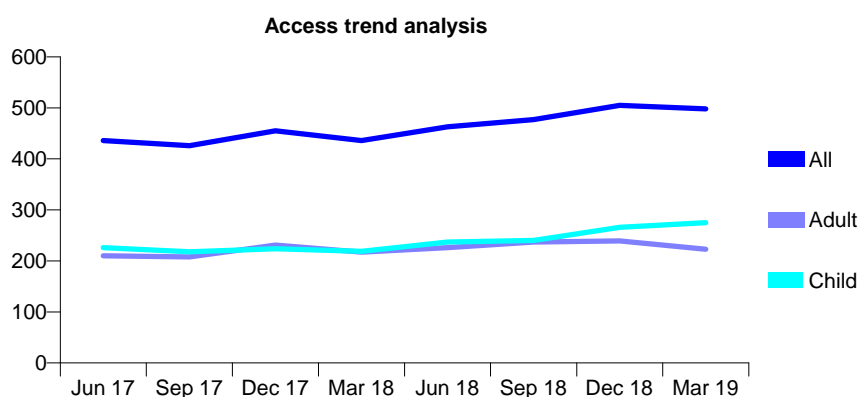
Q67 - Vital Signs At a Glance Contract Report for 719439/0001 - March 2019

Name or company name	MR JR PATEL
Contract type name	GDS Contract
Purpose of contract	General
Contract start date	01/04/2014
Contract end date	

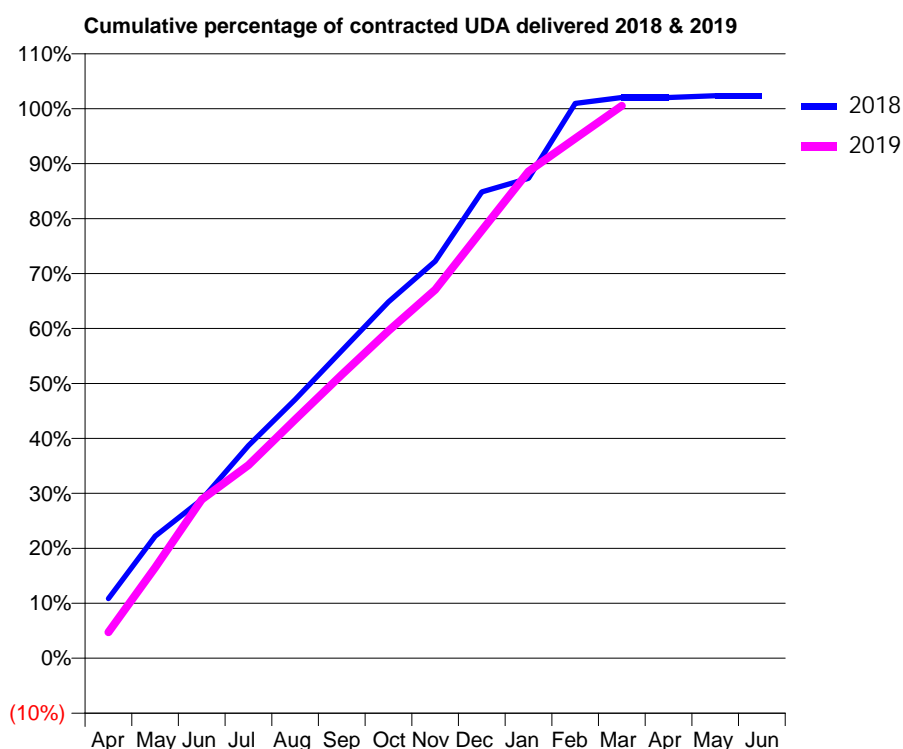
18/19 Contracted general activity (UDA)	1,000
Carry forward general activity (UDA)	0
18/19 Contracted orthodontic activity (UOA)	0
Carry forward orthodontic activity (UOA)	0
Baseline contract value	£25,144.56

ACCESS*

Patients seen in 24 months	Total	Change since previous quarter
Quarter ending March 2018	436	
Quarter ending June 2018	463	↑
Quarter ending September 2018	477	↑
Quarter ending December 2018	505	↑
Quarter ending March 2019	498	↓
Variance since March 2018	14.2%	↑



ACTIVITY



Month	2018	2019
April	109	47
May	222	165
June	289	289
July	387	351
August	471	434
September	560	516
October	648	596
November	722	671
December	849	778
January	873	886
February	1,009	946
March	1,020	1,005
April	1,020	
May	1,023	
June	1,023	

QUALITY

	Quantity	Base Number	Contract	AT	Region	England
% of FP17s for the same patient ID Re-attending within 3 months - Children	28	486	5.8%	11.4%	11.3%	11.8%
% of FP17s for the same patient ID Re-attending within 3 months - Adults	10	217	4.6%	16.2%	15.4%	15.7%
% of FP17s for the same patient ID Re-attending between 3 & 9 months - Children	308	486	63.4%	55.6%	61.3%	58.9%
% of FP17s for the same patient ID Re-attending between 3 & 9 months - Adults	94	217	43.3%	48.5%	52.1%	50.8%
% of FP17s for Band 1 Urgent Courses	30	699	4.3%	10.1%	9.5%	9.1%
% of FP17s Relating to Free Repair or Replacements	0	699	0.0%	0.5%	0.6%	0.8%
% of FP17s Relating to Continuations	1	699	0.1%	0.7%	0.8%	0.9%
% of Patients satisfied with the dentistry they have received	0	0	N/A	90.9%	92.4%	92.5%
% of Patients satisfied with the time they had to wait for an appointment	0	0	N/A	86.2%	86.3%	87.0%

* This is based on patients treated on this contract for their most recent course of treatment.

Figures in italics indicate the base number of FP17s or Patient Questionnaire responses are less than 100. N/A is shown where the base number of responses is less than 10 during the period. % is calculated as Quantity/Base number*100

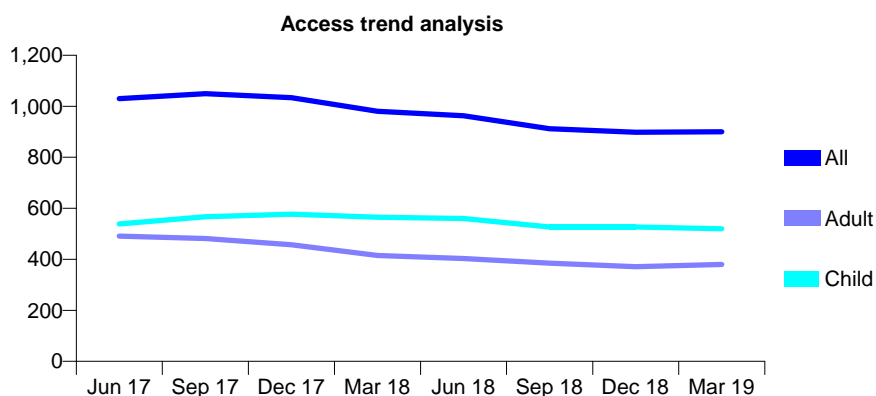
Q67 - Vital Signs At a Glance Contract Report for 732214/0001 - March 2019

Name or company name	MR RH KING
Contract type name	GDS Contract
Purpose of contract	General
Contract start date	01/04/2006
Contract end date	

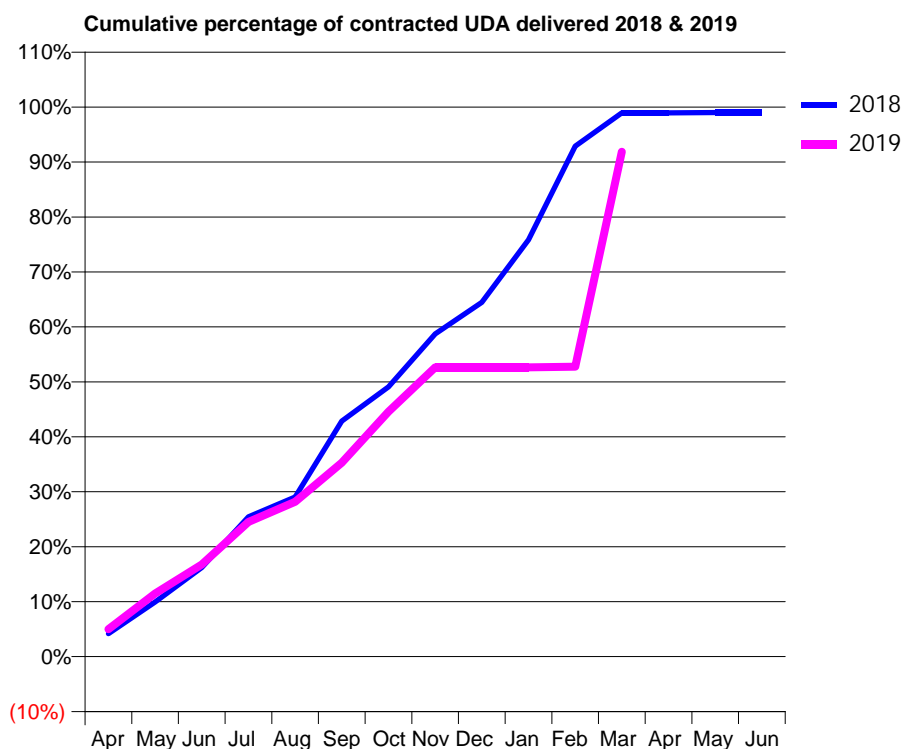
18/19 Contracted general activity (UDA)	2,399
Carry forward general activity (UDA)	24
18/19 Contracted orthodontic activity (UOA)	0
Carry forward orthodontic activity (UOA)	0
Baseline contract value	£79,363.76

ACCESS*

Patients seen in 24 months	Total	Change since previous quarter
Quarter ending March 2018	980	
Quarter ending June 2018	963	↓
Quarter ending September 2018	912	↓
Quarter ending December 2018	898	↓
Quarter ending March 2019	900	→
Variance since March 2018	(8.2%)	↓



ACTIVITY



Month	Adjusted Scheduled Activity (UDA)	
	2018	2019
April	100	120
May	239	276
June	389	402
July	610	588
August	697	676
September	1,028	846
October	1,178	1,069
November	1,409	1,263
December	1,546	1,263
January	1,820	1,263
February	2,228	1,266
March	2,374	2,204
April	2,374	
May	2,375	
June	2,375	

QUALITY

	Quantity	Base Number	Contract	AT	Region	England
% of FP17s for the same patient ID Re-attending within 3 months - Children	14	731	1.9%	11.4%	11.3%	11.8%
% of FP17s for the same patient ID Re-attending within 3 months - Adults	44	425	10.4%	16.2%	15.4%	15.7%
% of FP17s for the same patient ID Re-attending between 3 & 9 months - Children	235	731	32.1%	55.6%	61.3%	58.9%
% of FP17s for the same patient ID Re-attending between 3 & 9 months - Adults	101	425	23.8%	48.5%	52.1%	50.8%
% of FP17s for Band 1 Urgent Courses	113	1,155	9.8%	10.1%	9.5%	9.1%
% of FP17s Relating to Free Repair or Replacements	0	1,155	0.0%	0.5%	0.6%	0.8%
% of FP17s Relating to Continuations	11	1,155	1.0%	0.7%	0.8%	0.9%
% of Patients satisfied with the dentistry they have received	1	1	N/A	90.9%	92.4%	92.5%
% of Patients satisfied with the time they had to wait for an appointment	1	1	N/A	86.2%	86.3%	87.0%

* This is based on patients treated on this contract for their most recent course of treatment. Figures in italics indicate the base number of FP17s or Patient Questionnaire responses are less than 100. N/A is shown where the base number of responses is less than 10 during the period. % is calculated as Quantity/Base number*100

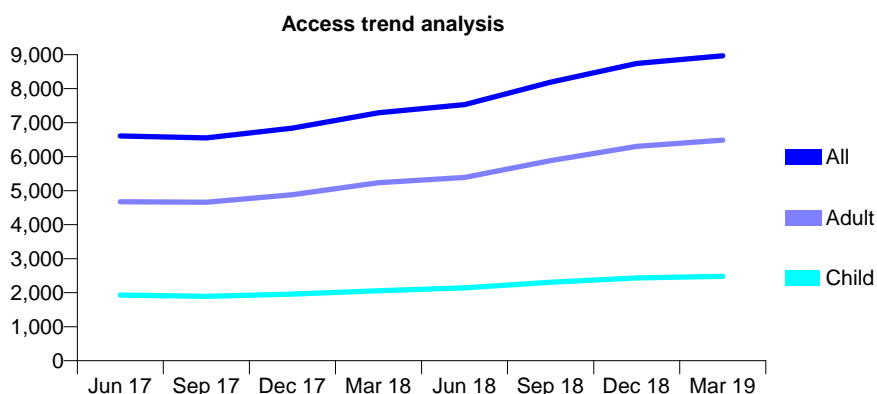
Q67 - Vital Signs At a Glance Contract Report for 736643/0001 - March 2019

Name or company name	MR RM BROWNE
Contract type name	GDS Contract
Purpose of contract	General
Contract start date	01/04/2006
Contract end date	

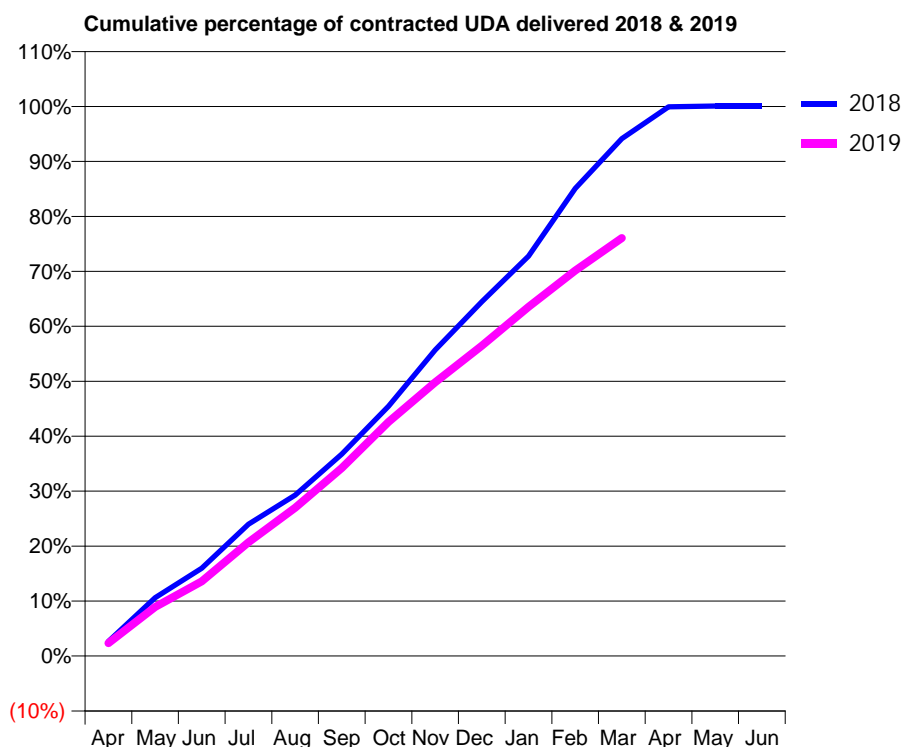
18/19 Contracted general activity (UDA)	28,666
Carry forward general activity (UDA)	0
18/19 Contracted orthodontic activity (UOA)	0
Carry forward orthodontic activity (UOA)	0
Baseline contract value	£716,810.41

ACCESS*

Patients seen in 24 months	Total	Change since previous quarter
Quarter ending March 2018	7,291	
Quarter ending June 2018	7,533	↑
Quarter ending September 2018	8,192	↑
Quarter ending December 2018	8,743	↑
Quarter ending March 2019	8,966	↑
Variance since March 2018	23.0%	↑



ACTIVITY



Month	Adjusted Scheduled Activity (UDA)	
	2018	2019
April	449	674
May	1,770	2,560
June	2,663	3,894
July	3,997	5,929
August	4,878	7,737
September	6,123	9,803
October	7,575	12,211
November	9,286	14,278
December	10,744	16,182
January	12,126	18,218
February	14,179	20,110
March	15,689	21,799
April	16,658	
May	16,681	
June	16,679	

QUALITY

	Quantity	Base Number	Contract	AT	Region	England
% of FP17s for the same patient ID Re-attending within 3 months - Children	237	2,917	8.1%	11.4%	11.3%	11.8%
% of FP17s for the same patient ID Re-attending within 3 months - Adults	1,540	8,367	18.4%	16.2%	15.4%	15.7%
% of FP17s for the same patient ID Re-attending between 3 & 9 months - Children	1,131	2,917	38.8%	55.6%	61.3%	58.9%
% of FP17s for the same patient ID Re-attending between 3 & 9 months - Adults	2,966	8,367	35.4%	48.5%	52.1%	50.8%
% of FP17s for Band 1 Urgent Courses	2,037	10,853	18.8%	10.1%	9.5%	9.1%
% of FP17s Relating to Free Repair or Replacements	80	10,853	0.7%	0.5%	0.6%	0.8%
% of FP17s Relating to Continuations	29	10,853	0.3%	0.7%	0.8%	0.9%
% of Patients satisfied with the dentistry they have received	1	1	N/A	90.9%	92.4%	92.5%
% of Patients satisfied with the time they had to wait for an appointment	1	1	N/A	86.2%	86.3%	87.0%

* This is based on patients treated on this contract for their most recent course of treatment.

Figures in italics indicate the base number of FP17s or Patient Questionnaire responses are less than 100. N/A is shown where the base number of responses is less than 10 during the period. % is calculated as Quantity/Base number*100

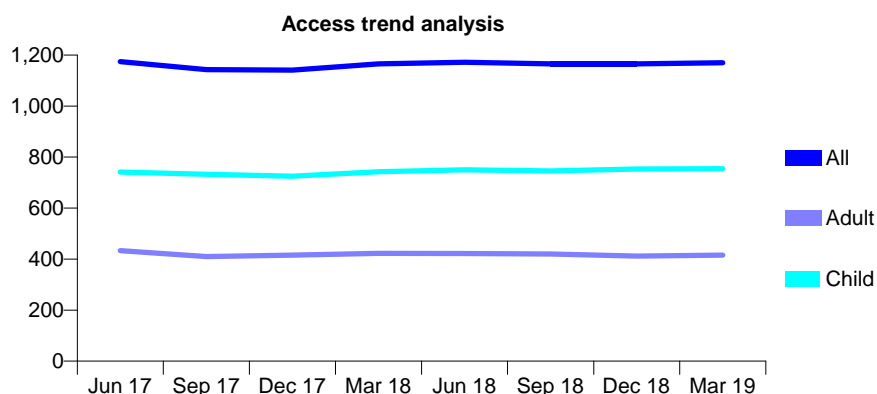
Q67 - Vital Signs At a Glance Contract Report for 740160/0002 - March 2019

Name or company name	MISS HS ABEL
Contract type name	GDS Contract
Purpose of contract	General
Contract start date	01/05/2006
Contract end date	

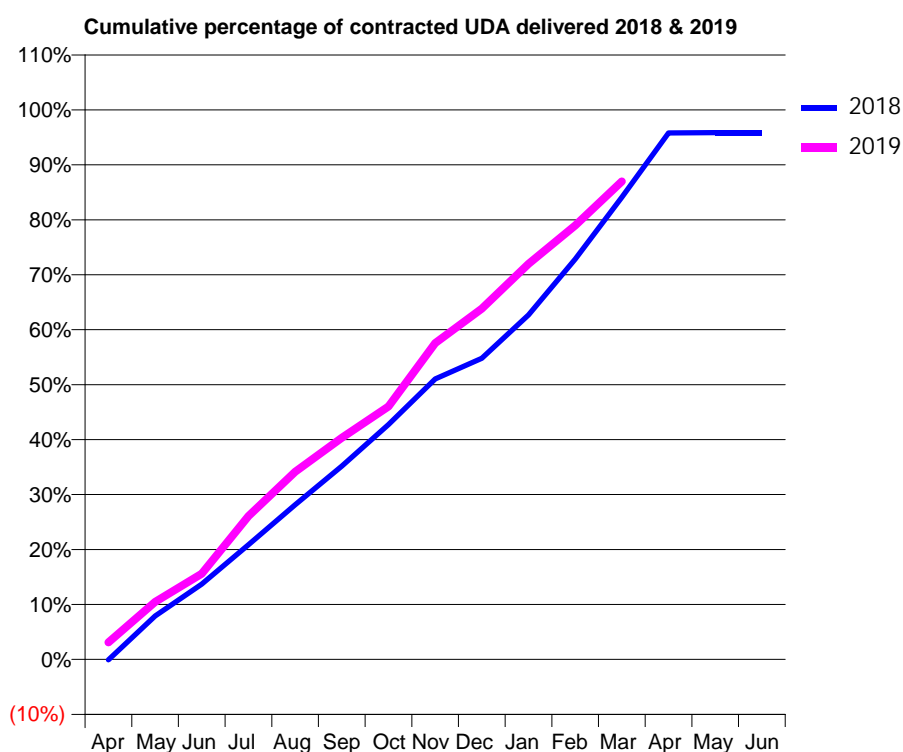
18/19 Contracted general activity (UDA)	2,295
Carry forward general activity (UDA)	0
18/19 Contracted orthodontic activity (UOA)	0
Carry forward orthodontic activity (UOA)	0
Baseline contract value	£58,341.51

ACCESS*

Patients seen in 24 months	Total	Change since previous quarter
Quarter ending March 2018	1,166	
Quarter ending June 2018	1,172	→
Quarter ending September 2018	1,166	→
Quarter ending December 2018	1,165	→
Quarter ending March 2019	1,170	→
Variance since March 2018	0.3%	→



ACTIVITY



Month	Adjusted Scheduled Activity (UDA)	
	2018	2019
April	-2	71
May	189	240
June	328	358
July	499	598
August	674	784
September	842	925
October	1,023	1,056
November	1,222	1,321
December	1,312	1,464
January	1,501	1,652
February	1,744	1,812
March	2,013	1,996
April	2,293	
May	2,295	
June	2,295	

QUALITY

	Quantity	Base Number	Contract	AT	Region	England
% of FP17s for the same patient ID Re-attending within 3 months - Children	45	962	4.7%	11.4%	11.3%	11.8%
% of FP17s for the same patient ID Re-attending within 3 months - Adults	32	348	9.2%	16.2%	15.4%	15.7%
% of FP17s for the same patient ID Re-attending between 3 & 9 months - Children	513	962	53.3%	55.6%	61.3%	58.9%
% of FP17s for the same patient ID Re-attending between 3 & 9 months - Adults	139	348	39.9%	48.5%	52.1%	50.8%
% of FP17s for Band 1 Urgent Courses	46	1,220	3.8%	10.1%	9.5%	9.1%
% of FP17s Relating to Free Repair or Replacements	0	1,220	0.0%	0.5%	0.6%	0.8%
% of FP17s Relating to Continuations	0	1,220	0.0%	0.7%	0.8%	0.9%
% of Patients satisfied with the dentistry they have received	0	0	N/A	90.9%	92.4%	92.5%
% of Patients satisfied with the time they had to wait for an appointment	0	0	N/A	86.2%	86.3%	87.0%

* This is based on patients treated on this contract for their most recent course of treatment. Figures in italics indicate the base number of FP17s or Patient Questionnaire responses are less than 100. N/A is shown where the base number of responses is less than 10 during the period. % is calculated as Quantity/Base number*100

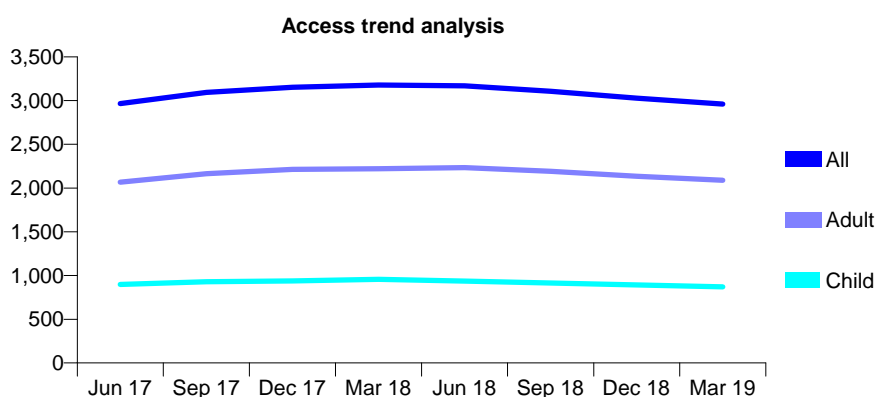
Q67 - Vital Signs At a Glance Contract Report for 741299/0001 - March 2019

Name or company name	MISS DH QUIGLEY
Contract type name	GDS Contract
Purpose of contract	General
Contract start date	01/04/2006
Contract end date	

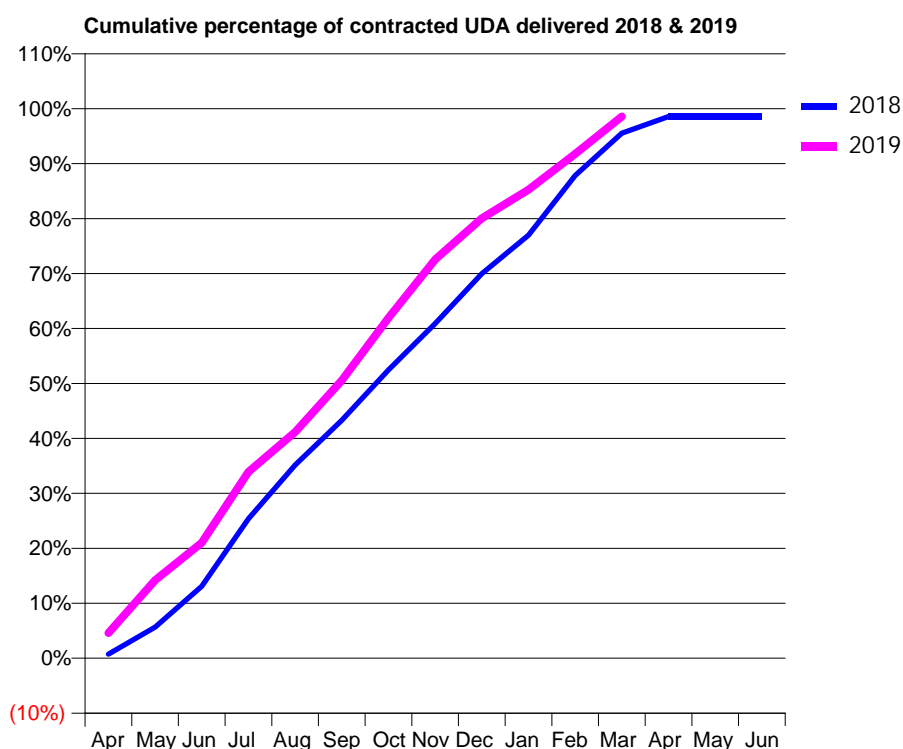
18/19 Contracted general activity (UDA)	8,032
Carry forward general activity (UDA)	115
18/19 Contracted orthodontic activity (UOA)	0
Carry forward orthodontic activity (UOA)	0
Baseline contract value	£201,961.27

ACCESS*

Patients seen in 24 months	Total	Change since previous quarter
Quarter ending March 2018	3,178	
Quarter ending June 2018	3,169	→
Quarter ending September 2018	3,106	↓
Quarter ending December 2018	3,028	↓
Quarter ending March 2019	2,959	↓
Variance since March 2018	(6.9%)	↓



ACTIVITY



Month	2018	2019
April	60	370
May	455	1,141
June	1,052	1,689
July	2,038	2,724
August	2,826	3,307
September	3,476	4,060
October	4,215	4,974
November	4,890	5,827
December	5,620	6,429
January	6,184	6,849
February	7,057	7,370
March	7,673	7,917
April	7,916	
May	7,916	
June	7,916	

QUALITY

	Quantity	Base Number	Contract	AT	Region	England
% of FP17s for the same patient ID Re-attending within 3 months - Children	142	1,205	11.8%	11.4%	11.3%	11.8%
% of FP17s for the same patient ID Re-attending within 3 months - Adults	444	2,615	17.0%	16.2%	15.4%	15.7%
% of FP17s for the same patient ID Re-attending between 3 & 9 months - Children	637	1,205	52.9%	55.6%	61.3%	58.9%
% of FP17s for the same patient ID Re-attending between 3 & 9 months - Adults	1,288	2,615	49.3%	48.5%	52.1%	50.8%
% of FP17s for Band 1 Urgent Courses	311	3,705	8.4%	10.1%	9.5%	9.1%
% of FP17s Relating to Free Repair or Replacements	19	3,705	0.5%	0.5%	0.6%	0.8%
% of FP17s Relating to Continuations	62	3,705	1.7%	0.7%	0.8%	0.9%
% of Patients satisfied with the dentistry they have received	3	4	N/A	90.9%	92.4%	92.5%
% of Patients satisfied with the time they had to wait for an appointment	2	4	N/A	86.2%	86.3%	87.0%

* This is based on patients treated on this contract for their most recent course of treatment. Figures in italics indicate the base number of FP17s or Patient Questionnaire responses are less than 100. N/A is shown where the base number of responses is less than 10 during the period. % is calculated as Quantity/Base number*100

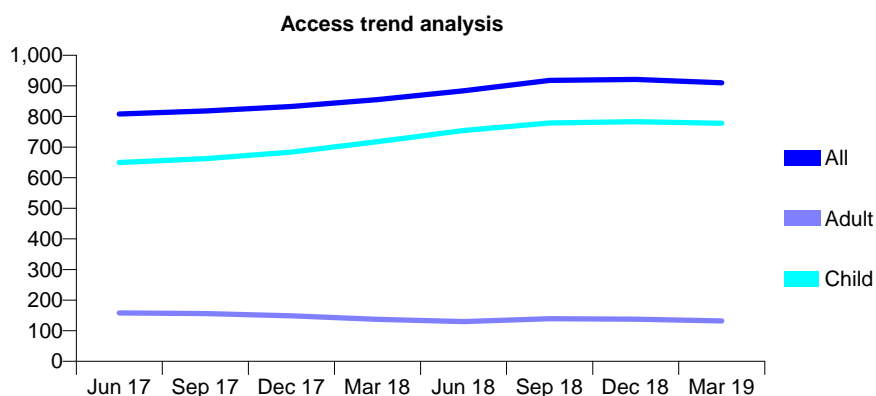
Q67 - Vital Signs At a Glance Contract Report for 741442/0001 - March 2019

Name or company name	MR IC SMALL
Contract type name	GDS Contract
Purpose of contract	General
Contract start date	01/04/2006
Contract end date	

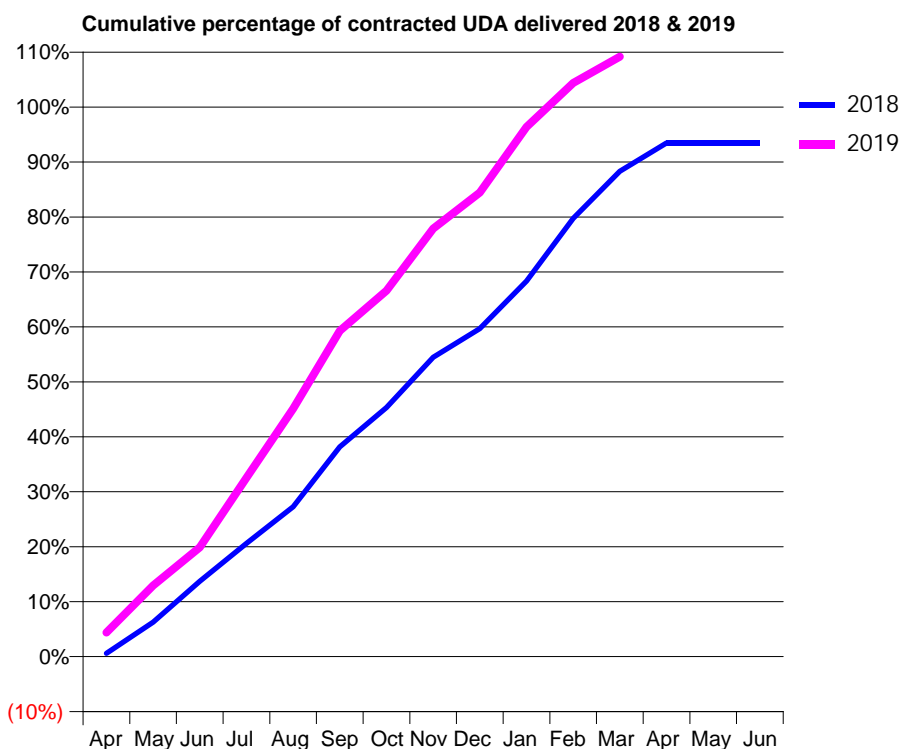
18/19 Contracted general activity (UDA)	1,444
Carry forward general activity (UDA)	0
18/19 Contracted orthodontic activity (UOA)	0
Carry forward orthodontic activity (UOA)	0
Baseline contract value	£33,005.07

ACCESS*

Patients seen in 24 months	Total	Change since previous quarter
Quarter ending March 2018	855	
Quarter ending June 2018	884	↑
Quarter ending September 2018	918	↑
Quarter ending December 2018	921	→
Quarter ending March 2019	910	↓
Variance since March 2018	6.4%	↑



ACTIVITY



Month	Adjusted Scheduled Activity (UDA)	
	2018	2019
April	9	63
May	91	187
June	198	287
July	298	470
August	394	652
September	551	856
October	654	961
November	787	1,125
December	862	1,219
January	987	1,392
February	1,152	1,507
March	1,275	1,576
April	1,350	
May	1,350	
June	1,350	

QUALITY

	Quantity	Base Number	Contract	AT	Region	England
% of FP17s for the same patient ID Re-attending within 3 months - Children	55	1,085	5.1%	11.4%	11.3%	11.8%
% of FP17s for the same patient ID Re-attending within 3 months - Adults	12	106	11.3%	16.2%	15.4%	15.7%
% of FP17s for the same patient ID Re-attending between 3 & 9 months - Children	565	1,085	52.1%	55.6%	61.3%	58.9%
% of FP17s for the same patient ID Re-attending between 3 & 9 months - Adults	44	106	41.5%	48.5%	52.1%	50.8%
% of FP17s for Band 1 Urgent Courses	37	1,157	3.2%	10.1%	9.5%	9.1%
% of FP17s Relating to Free Repair or Replacements	0	1,157	0.0%	0.5%	0.6%	0.8%
% of FP17s Relating to Continuations	0	1,157	0.0%	0.7%	0.8%	0.9%
% of Patients satisfied with the dentistry they have received	0	0	N/A	90.9%	92.4%	92.5%
% of Patients satisfied with the time they had to wait for an appointment	0	0	N/A	86.2%	86.3%	87.0%

* This is based on patients treated on this contract for their most recent course of treatment. Figures in italics indicate the base number of FP17s or Patient Questionnaire responses are less than 100. N/A is shown where the base number of responses is less than 10 during the period. % is calculated as Quantity/Base number*100

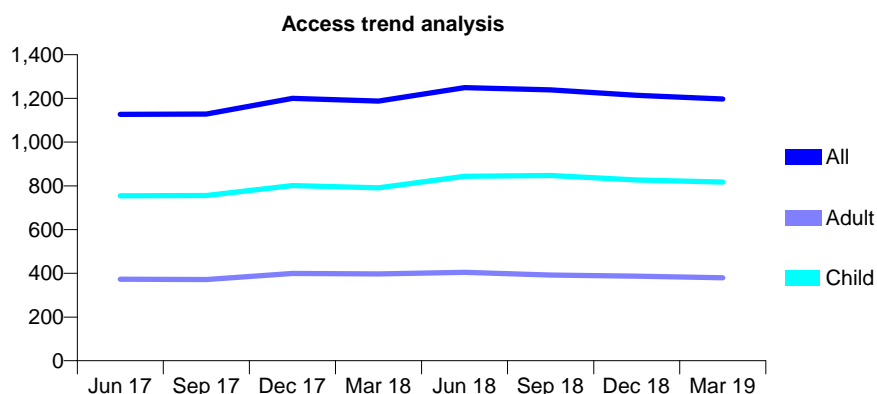
Q67 - Vital Signs At a Glance Contract Report for 741809/0001 - March 2019

Name or company name	MISS KS LEWIS
Contract type name	GDS Contract
Purpose of contract	General
Contract start date	01/04/2006
Contract end date	

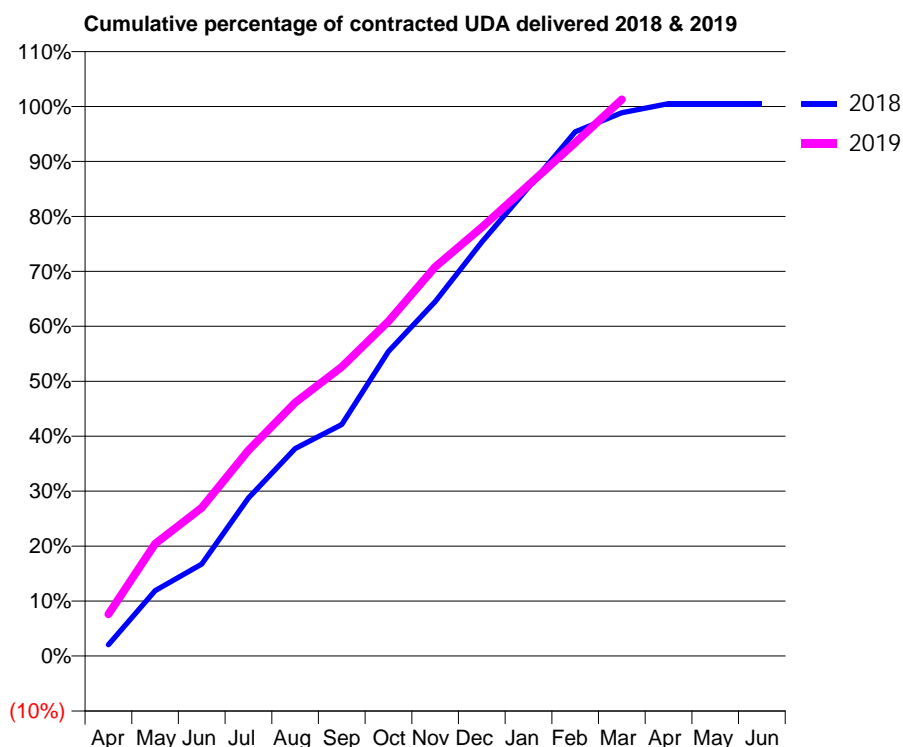
18/19 Contracted general activity (UDA)	2,302
Carry forward general activity (UDA)	0
18/19 Contracted orthodontic activity (UOA)	0
Carry forward orthodontic activity (UOA)	0
Baseline contract value	£52,616.11

ACCESS*

Patients seen in 24 months	Total	Change since previous quarter
Quarter ending March 2018	1,188	
Quarter ending June 2018	1,249	↑
Quarter ending September 2018	1,239	→
Quarter ending December 2018	1,214	↓
Quarter ending March 2019	1,197	↓
Variance since March 2018	0.8%	→



ACTIVITY



Month	Adjusted Scheduled Activity (UDA)	
	2018	2019
April	47	175
May	274	470
June	385	621
July	662	861
August	869	1,062
September	969	1,212
October	1,276	1,403
November	1,484	1,631
December	1,734	1,796
January	1,963	1,973
February	2,195	2,151
March	2,275	2,332
April	2,314	
May	2,314	
June	2,314	

QUALITY

	Quantity	Base Number	Contract	AT	Region	England
% of FP17s for the same patient ID Re-attending within 3 months - Children	36	1,257	2.9%	11.4%	11.3%	11.8%
% of FP17s for the same patient ID Re-attending within 3 months - Adults	41	389	10.5%	16.2%	15.4%	15.7%
% of FP17s for the same patient ID Re-attending between 3 & 9 months - Children	849	1,257	67.5%	55.6%	61.3%	58.9%
% of FP17s for the same patient ID Re-attending between 3 & 9 months - Adults	220	389	56.6%	48.5%	52.1%	50.8%
% of FP17s for Band 1 Urgent Courses	3	1,616	0.2%	10.1%	9.5%	9.1%
% of FP17s Relating to Free Repair or Replacements	0	1,616	0.0%	0.5%	0.6%	0.8%
% of FP17s Relating to Continuations	9	1,616	0.6%	0.7%	0.8%	0.9%
% of Patients satisfied with the dentistry they have received	0	0	N/A	90.9%	92.4%	92.5%
% of Patients satisfied with the time they had to wait for an appointment	0	0	N/A	86.2%	86.3%	87.0%

* This is based on patients treated on this contract for their most recent course of treatment. Figures in italics indicate the base number of FP17s or Patient Questionnaire responses are less than 100. N/A is shown where the base number of responses is less than 10 during the period. % is calculated as Quantity/Base number*100

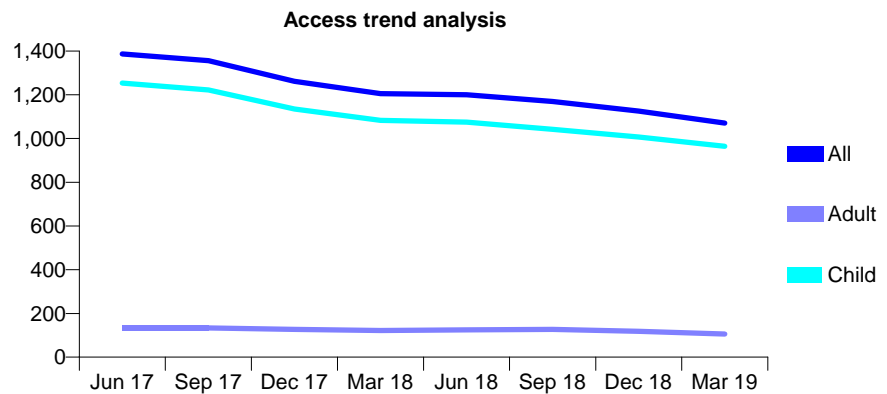
Q67 - Vital Signs At a Glance Contract Report for 742023/0001 - March 2019

Name or company name	MR KP BAKER
Contract type name	GDS Contract
Purpose of contract	General
Contract start date	01/04/2006
Contract end date	

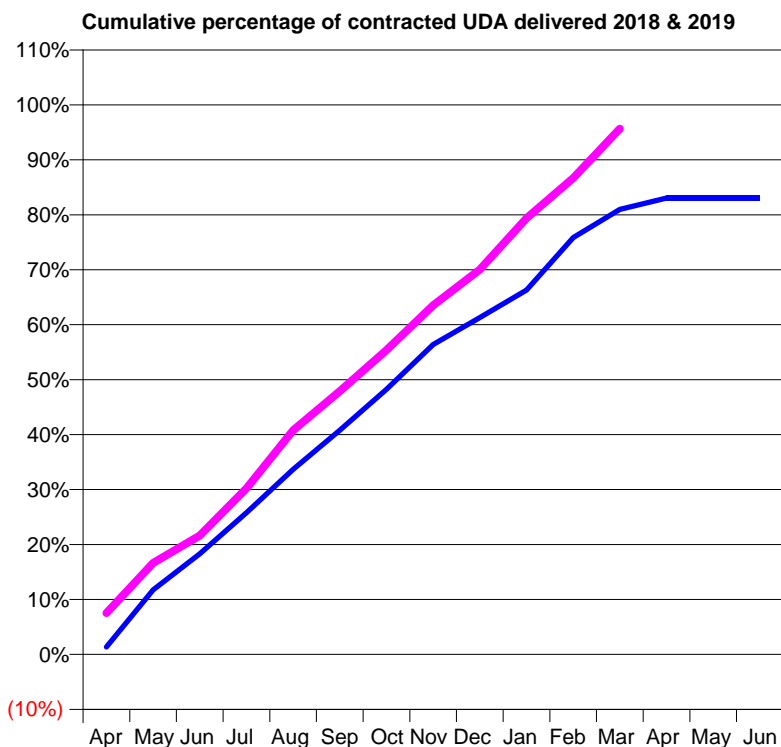
18/19 Contracted general activity (UDA)	1,826
Carry forward general activity (UDA)	0
18/19 Contracted orthodontic activity (UOA)	0
Carry forward orthodontic activity (UOA)	0
Baseline contract value	£41,736.34

ACCESS*

Patients seen in 24 months	Total	Change since previous quarter
Quarter ending March 2018	1,205	
Quarter ending June 2018	1,200	→
Quarter ending September 2018	1,169	↓
Quarter ending December 2018	1,125	↓
Quarter ending March 2019	1,071	↓
Variance since March 2018	(11.1%)	↓



ACTIVITY



Month	Adjusted Scheduled Activity (UDA)	
	2018	2019
April	30	138
May	259	304
June	403	395
July	567	552
August	741	745
September	897	874
October	1,061	1,011
November	1,241	1,160
December	1,348	1,278
January	1,458	1,449
February	1,668	1,583
March	1,781	1,747
April	1,826	
May	1,826	
June	1,826	

QUALITY

	Quantity	Base Number	Contract	AT	Region	England
% of FP17s for the same patient ID Re-attending within 3 months - Children	129	1,503	8.6%	11.4%	11.3%	11.8%
% of FP17s for the same patient ID Re-attending within 3 months - Adults	1	7	14.3%	16.2%	15.4%	15.7%
% of FP17s for the same patient ID Re-attending between 3 & 9 months - Children	954	1,503	63.5%	55.6%	61.3%	58.9%
% of FP17s for the same patient ID Re-attending between 3 & 9 months - Adults	5	7	71.4%	48.5%	52.1%	50.8%
% of FP17s for Band 1 Urgent Courses	64	1,467	4.4%	10.1%	9.5%	9.1%
% of FP17s Relating to Free Repair or Replacements	0	1,467	0.0%	0.5%	0.6%	0.8%
% of FP17s Relating to Continuations	0	1,467	0.0%	0.7%	0.8%	0.9%
% of Patients satisfied with the dentistry they have received	0	0	N/A	90.9%	92.4%	92.5%
% of Patients satisfied with the time they had to wait for an appointment	0	0	N/A	86.2%	86.3%	87.0%

* This is based on patients treated on this contract for their most recent course of treatment. Figures in italics indicate the base number of FP17s or Patient Questionnaire responses are less than 100. N/A is shown where the base number of responses is less than 10 during the period. % is calculated as Quantity/Base number*100

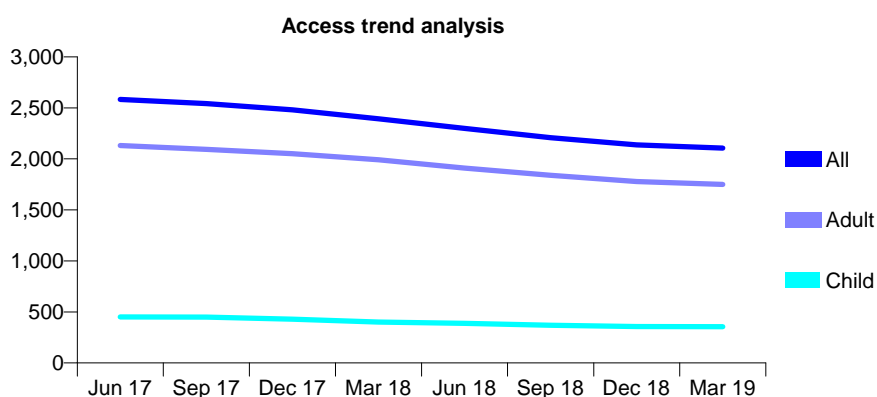
Q67 - Vital Signs At a Glance Contract Report for 748439/0002 - March 2019

Name or company name	Mohammad Reza Najafi
Contract type name	GDS Contract
Purpose of contract	General
Contract start date	15/04/2010
Contract end date	

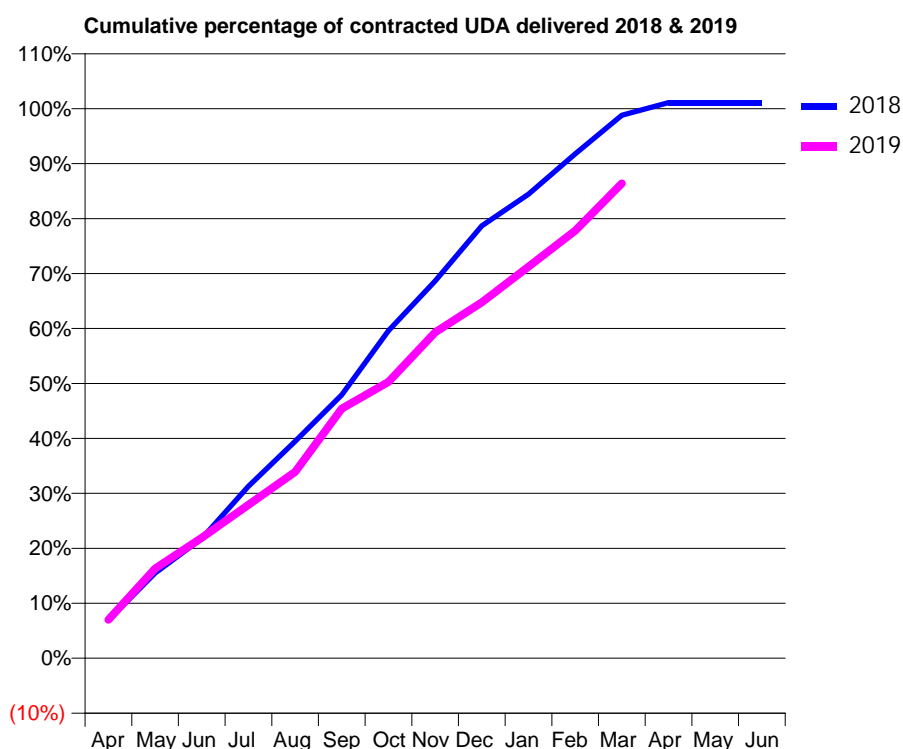
18/19 Contracted general activity (UDA)	5,845
Carry forward general activity (UDA)	0
18/19 Contracted orthodontic activity (UOA)	0
Carry forward orthodontic activity (UOA)	0
Baseline contract value	£154,127.79

ACCESS*

Patients seen in 24 months	Total	Change since previous quarter
Quarter ending March 2018	2,393	
Quarter ending June 2018	2,299	↓
Quarter ending September 2018	2,209	↓
Quarter ending December 2018	2,136	↓
Quarter ending March 2019	2,105	↓
Variance since March 2018	(12.0%)	↓



ACTIVITY



Month	Adjusted Scheduled Activity (UDA)	
	2018	2019
April	406	409
May	908	953
June	1,273	1,282
July	1,829	1,632
August	2,307	1,982
September	2,800	2,655
October	3,485	2,939
November	4,013	3,465
December	4,598	3,785
January	4,936	4,166
February	5,365	4,549
March	5,775	5,050
April	5,908	
May	5,909	
June	5,909	

QUALITY

	Quantity	Base Number	Contract	AT	Region	England
% of FP17s for the same patient ID Re-attending within 3 months - Children	18	395	4.6%	11.4%	11.3%	11.8%
% of FP17s for the same patient ID Re-attending within 3 months - Adults	317	2,148	14.8%	16.2%	15.4%	15.7%
% of FP17s for the same patient ID Re-attending between 3 & 9 months - Children	160	395	40.5%	55.6%	61.3%	58.9%
% of FP17s for the same patient ID Re-attending between 3 & 9 months - Adults	839	2,148	39.1%	48.5%	52.1%	50.8%
% of FP17s for Band 1 Urgent Courses	355	2,467	14.4%	10.1%	9.5%	9.1%
% of FP17s Relating to Free Repair or Replacements	20	2,467	0.8%	0.5%	0.6%	0.8%
% of FP17s Relating to Continuations	10	2,467	0.4%	0.7%	0.8%	0.9%
% of Patients satisfied with the dentistry they have received	0	1	N/A	90.9%	92.4%	92.5%
% of Patients satisfied with the time they had to wait for an appointment	1	1	N/A	86.2%	86.3%	87.0%

* This is based on patients treated on this contract for their most recent course of treatment.

Figures in italics indicate the base number of FP17s or Patient Questionnaire responses are less than 100. N/A is shown where the base number of responses is less than 10 during the period. % is calculated as Quantity/Base number*100

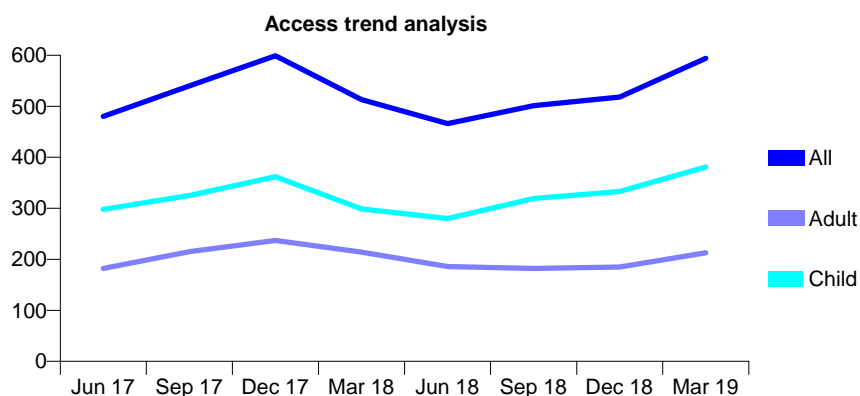
Q67 - Vital Signs At a Glance Contract Report for 751707/0001 - March 2019

Name or company name	MR RK LINTON
Contract type name	GDS Contract
Purpose of contract	General
Contract start date	01/04/2006
Contract end date	

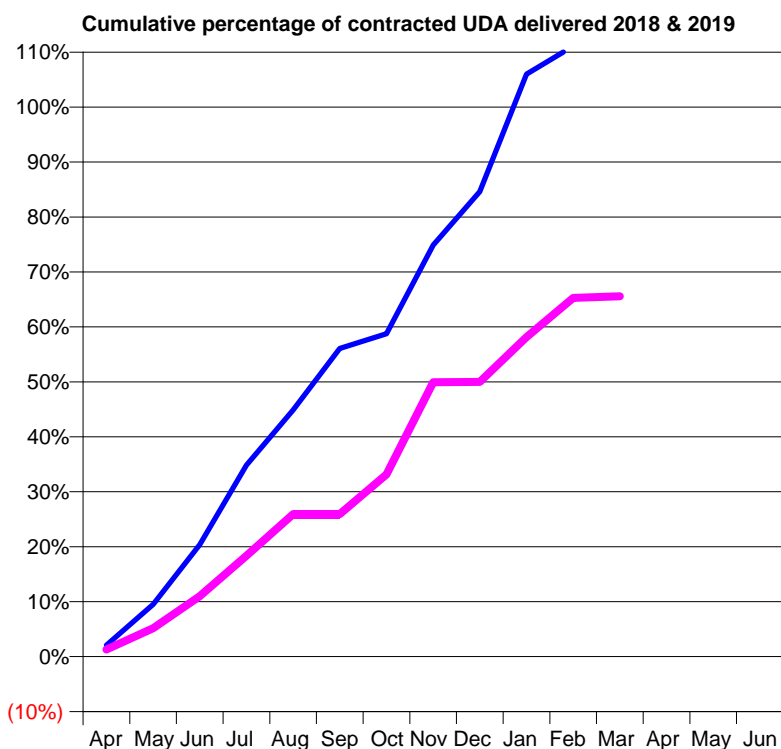
18/19 Contracted general activity (UDA)	1,161
Carry forward general activity (UDA)	0
18/19 Contracted orthodontic activity (UOA)	0
Carry forward orthodontic activity (UOA)	0
Baseline contract value	£26,536.63

ACCESS*

Patients seen in 24 months	Total	Change since previous quarter
Quarter ending March 2018	513	
Quarter ending June 2018	466	↓
Quarter ending September 2018	501	↑
Quarter ending December 2018	518	↑
Quarter ending March 2019	594	↑
Variance since March 2018	15.8%	↑



ACTIVITY



Month	Adjusted Scheduled Activity (UDA)	
	2018	2019
April	24	15
May	110	60
June	236	128
July	405	213
August	521	301
September	651	301
October	682	385
November	869	580
December	982	581
January	1,230	675
February	1,290	758
March	1,327	761
April	1,327	
May	1,327	
June	1,327	

QUALITY

	Quantity	Base Number	Contract	AT	Region	England
% of FP17s for the same patient ID Re-attending within 3 months - Children	36	409	8.8%	11.4%	11.3%	11.8%
% of FP17s for the same patient ID Re-attending within 3 months - Adults	7	126	5.6%	16.2%	15.4%	15.7%
% of FP17s for the same patient ID Re-attending between 3 & 9 months - Children	90	409	22.0%	55.6%	61.3%	58.9%
% of FP17s for the same patient ID Re-attending between 3 & 9 months - Adults	30	126	23.8%	48.5%	52.1%	50.8%
% of FP17s for Band 1 Urgent Courses	10	533	1.9%	10.1%	9.5%	9.1%
% of FP17s Relating to Free Repair or Replacements	0	533	0.0%	0.5%	0.6%	0.8%
% of FP17s Relating to Continuations	0	533	0.0%	0.7%	0.8%	0.9%
% of Patients satisfied with the dentistry they have received	0	0	N/A	90.9%	92.4%	92.5%
% of Patients satisfied with the time they had to wait for an appointment	0	0	N/A	86.2%	86.3%	87.0%

* This is based on patients treated on this contract for their most recent course of treatment. Figures in italics indicate the base number of FP17s or Patient Questionnaire responses are less than 100. N/A is shown where the base number of responses is less than 10 during the period. % is calculated as Quantity/Base number*100

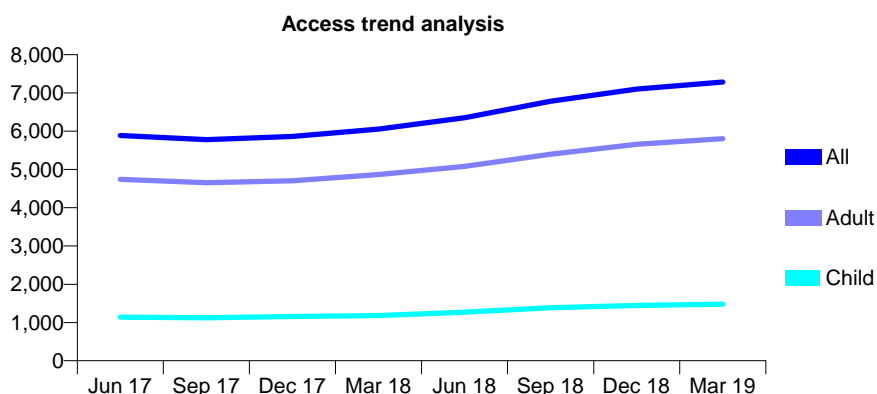
Q67 - Vital Signs At a Glance Contract Report for 762202/0001 - March 2019

Name or company name	Station Road Dental Partnership
Contract type name	GDS Contract
Purpose of contract	General
Contract start date	01/04/2006
Contract end date	

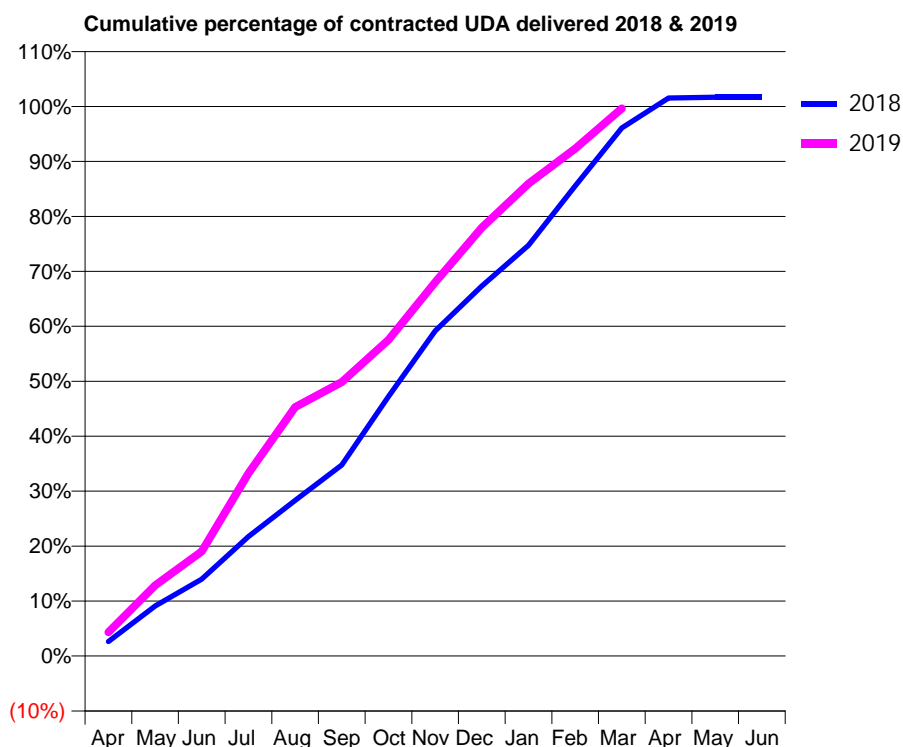
18/19 Contracted general activity (UDA)	25,663
Carry forward general activity (UDA)	0
18/19 Contracted orthodontic activity (UOA)	0
Carry forward orthodontic activity (UOA)	0
Baseline contract value	£661,469.77

ACCESS*

Patients seen in 24 months	Total	Change since previous quarter
Quarter ending March 2018	6,052	
Quarter ending June 2018	6,354	↑
Quarter ending September 2018	6,781	↑
Quarter ending December 2018	7,103	↑
Quarter ending March 2019	7,285	↑
Variance since March 2018	20.4%	↑



ACTIVITY



Month	Adjusted Scheduled Activity (UDA)	
	2018	2019
April	573	1,109
May	1,982	3,305
June	3,045	4,885
July	4,728	8,531
August	6,167	11,622
September	7,564	12,791
October	10,276	14,764
November	12,871	17,455
December	14,651	20,000
January	16,268	22,053
February	18,621	23,696
March	20,908	25,576
April	22,096	
May	22,129	
June	22,126	

QUALITY

	Quantity	Base Number	Contract	AT	Region	England
% of FP17s for the same patient ID Re-attending within 3 months - Children	121	1,993	6.1%	11.4%	11.3%	11.8%
% of FP17s for the same patient ID Re-attending within 3 months - Adults	1,178	8,440	14.0%	16.2%	15.4%	15.7%
% of FP17s for the same patient ID Re-attending between 3 & 9 months - Children	951	1,993	47.7%	55.6%	61.3%	58.9%
% of FP17s for the same patient ID Re-attending between 3 & 9 months - Adults	4,581	8,440	54.3%	48.5%	52.1%	50.8%
% of FP17s for Band 1 Urgent Courses	762	10,079	7.6%	10.1%	9.5%	9.1%
% of FP17s Relating to Free Repair or Replacements	32	10,079	0.3%	0.5%	0.6%	0.8%
% of FP17s Relating to Continuations	62	10,079	0.6%	0.7%	0.8%	0.9%
% of Patients satisfied with the dentistry they have received	9	10	90.0%	90.9%	92.4%	92.5%
% of Patients satisfied with the time they had to wait for an appointment	8	10	80.0%	86.2%	86.3%	87.0%

* This is based on patients treated on this contract for their most recent course of treatment. Figures in italics indicate the base number of FP17s or Patient Questionnaire responses are less than 100. N/A is shown where the base number of responses is less than 10 during the period. % is calculated as Quantity/Base number*100

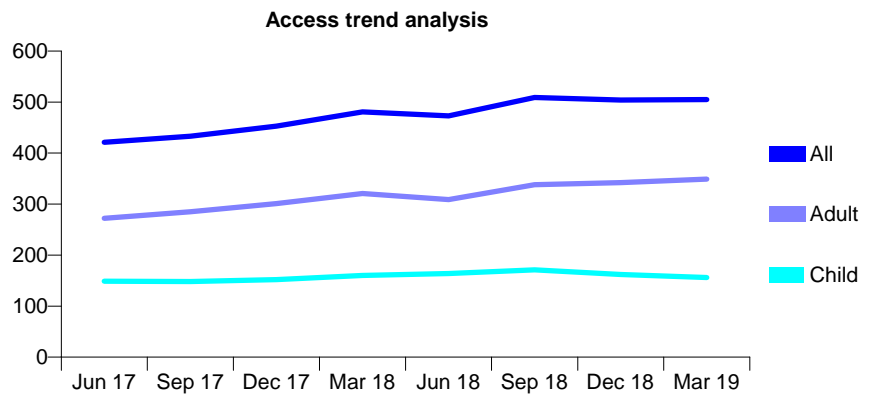
Q67 - Vital Signs At a Glance Contract Report for 765759/0002 - March 2019

Name or company name	MRS TF SIJUWADE
Contract type name	GDS Contract
Purpose of contract	General
Contract start date	04/01/2016
Contract end date	

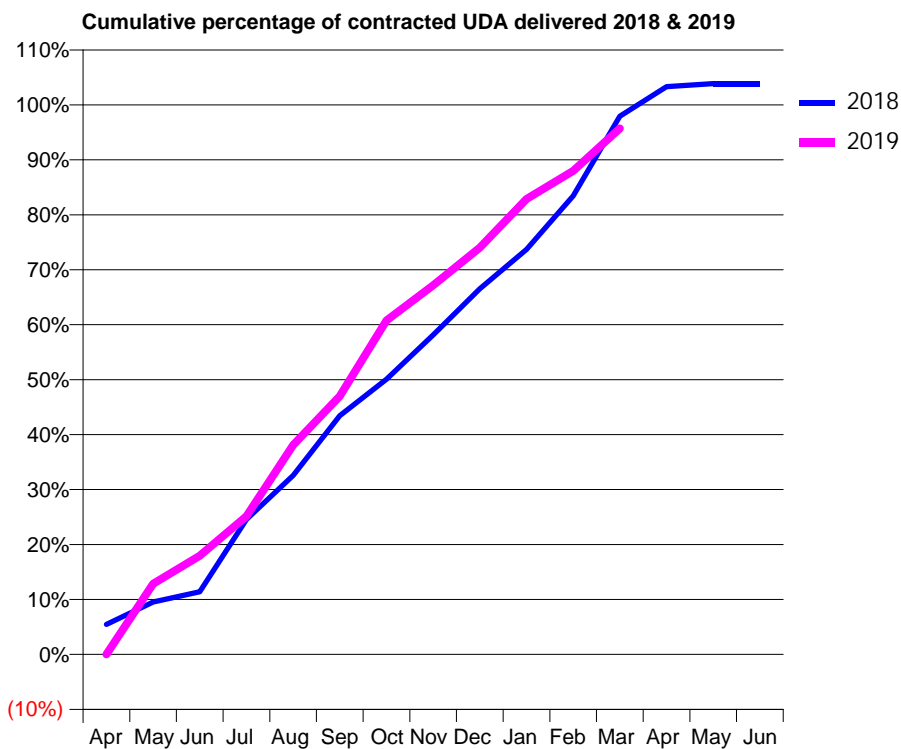
18/19 Contracted general activity (UDA)	1,270
Carry forward general activity (UDA)	0
18/19 Contracted orthodontic activity (UOA)	0
Carry forward orthodontic activity (UOA)	0
Baseline contract value	£37,816.27

ACCESS*

Patients seen in 24 months	Total	Change since previous quarter
Quarter ending March 2018	481	
Quarter ending June 2018	473	↓
Quarter ending September 2018	509	↑
Quarter ending December 2018	504	→
Quarter ending March 2019	505	→
Variance since March 2018	5.0%	↑



ACTIVITY



Month	Adjusted Scheduled Activity (UDA)	
	2018	2019
April	70	0
May	121	163
June	145	228
July	312	319
August	414	484
September	552	597
October	636	771
November	738	853
December	845	940
January	936	1,052
February	1,060	1,117
March	1,244	1,215
April	1,312	
May	1,319	
June	1,319	

QUALITY

	Quantity	Base Number	Contract	AT	Region	England
% of FP17s for the same patient ID Re-attending within 3 months - Children	17	237	7.2%	11.4%	11.3%	11.8%
% of FP17s for the same patient ID Re-attending within 3 months - Adults	88	440	20.0%	16.2%	15.4%	15.7%
% of FP17s for the same patient ID Re-attending between 3 & 9 months - Children	135	237	57.0%	55.6%	61.3%	58.9%
% of FP17s for the same patient ID Re-attending between 3 & 9 months - Adults	169	440	38.4%	48.5%	52.1%	50.8%
% of FP17s for Band 1 Urgent Courses	123	635	19.4%	10.1%	9.5%	9.1%
% of FP17s Relating to Free Repair or Replacements	0	635	0.0%	0.5%	0.6%	0.8%
% of FP17s Relating to Continuations	0	635	0.0%	0.7%	0.8%	0.9%
% of Patients satisfied with the dentistry they have received	2	2	N/A	90.9%	92.4%	92.5%
% of Patients satisfied with the time they had to wait for an appointment	2	2	N/A	86.2%	86.3%	87.0%

* This is based on patients treated on this contract for their most recent course of treatment. Figures in italics indicate the base number of FP17s or Patient Questionnaire responses are less than 100. N/A is shown where the base number of responses is less than 10 during the period. % is calculated as Quantity/Base number*100

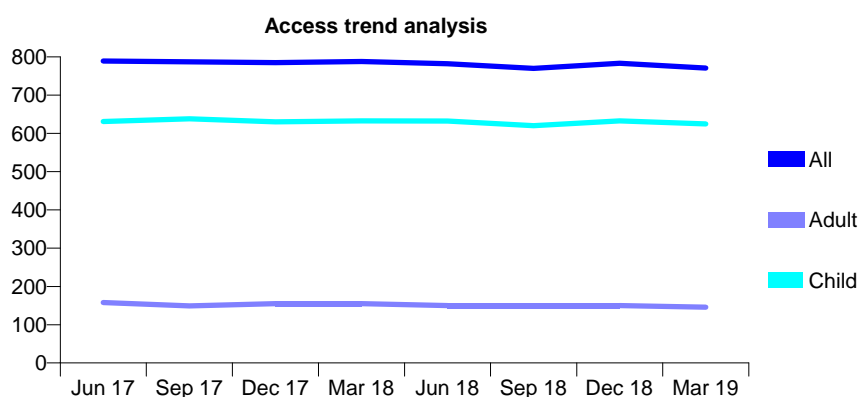
Q67 - Vital Signs At a Glance Contract Report for 768189/0001 - March 2019

Name or company name	MR CA DU PLESSIS
Contract type name	GDS Contract
Purpose of contract	General
Contract start date	01/04/2006
Contract end date	

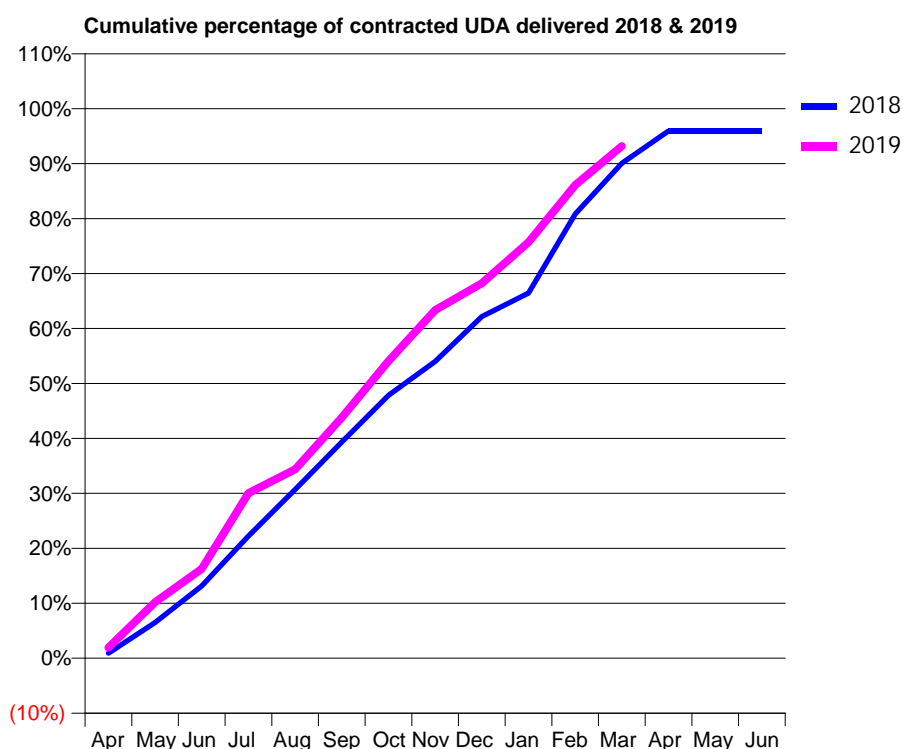
18/19 Contracted general activity (UDA)	2,000
Carry forward general activity (UDA)	0
18/19 Contracted orthodontic activity (UOA)	0
Carry forward orthodontic activity (UOA)	0
Baseline contract value	£50,281.44

ACCESS*

Patients seen in 24 months	Total	Change since previous quarter
Quarter ending March 2018	788	
Quarter ending June 2018	782	→
Quarter ending September 2018	770	↓
Quarter ending December 2018	783	→
Quarter ending March 2019	771	↓
Variance since March 2018	(2.2%)	↓



ACTIVITY



Month	2018	2019
April	19	39
May	134	204
June	270	326
July	456	601
August	629	687
September	806	876
October	981	1,082
November	1,107	1,267
December	1,274	1,364
January	1,362	1,514
February	1,657	1,722
March	1,846	1,864
April	1,967	
May	1,967	
June	1,967	

QUALITY

	Quantity	Base Number	Contract	AT	Region	England
% of FP17s for the same patient ID Re-attending within 3 months - Children	104	1,141	9.1%	11.4%	11.3%	11.8%
% of FP17s for the same patient ID Re-attending within 3 months - Adults	21	117	17.9%	16.2%	15.4%	15.7%
% of FP17s for the same patient ID Re-attending between 3 & 9 months - Children	826	1,141	72.4%	55.6%	61.3%	58.9%
% of FP17s for the same patient ID Re-attending between 3 & 9 months - Adults	81	117	69.2%	48.5%	52.1%	50.8%
% of FP17s for Band 1 Urgent Courses	33	1,199	2.8%	10.1%	9.5%	9.1%
% of FP17s Relating to Free Repair or Replacements	0	1,199	0.0%	0.5%	0.6%	0.8%
% of FP17s Relating to Continuations	0	1,199	0.0%	0.7%	0.8%	0.9%
% of Patients satisfied with the dentistry they have received	0	0	N/A	90.9%	92.4%	92.5%
% of Patients satisfied with the time they had to wait for an appointment	0	0	N/A	86.2%	86.3%	87.0%

* This is based on patients treated on this contract for their most recent course of treatment.

Figures in italics indicate the base number of FP17s or Patient Questionnaire responses are less than 100. N/A is shown where the base number of responses is less than 10 during the period. % is calculated as Quantity/Base number*100

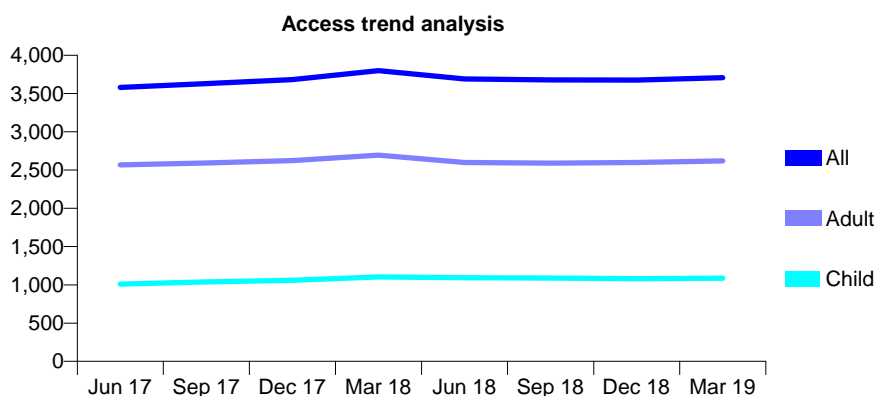
Q67 - Vital Signs At a Glance Contract Report for 769142/0002 - March 2019

Name or company name	MR JK BABAYEMI
Contract type name	GDS Contract
Purpose of contract	General
Contract start date	01/03/2008
Contract end date	

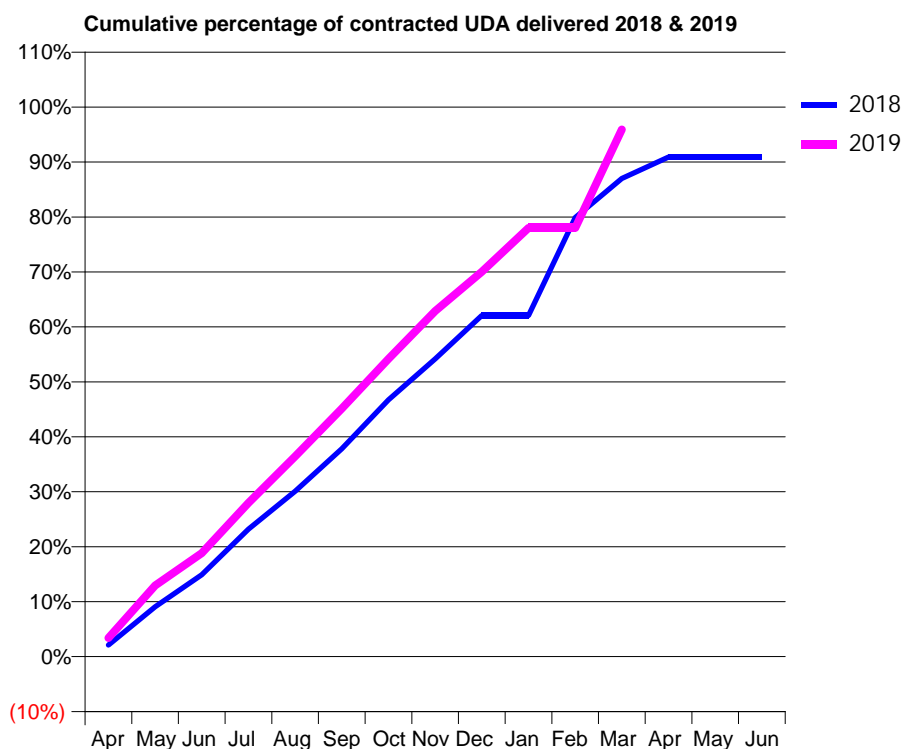
18/19 Contracted general activity (UDA)	10,638
Carry forward general activity (UDA)	0
18/19 Contracted orthodontic activity (UOA)	0
Carry forward orthodontic activity (UOA)	0
Baseline contract value	£307,812.75

ACCESS*

Patients seen in 24 months	Total	Change since previous quarter
Quarter ending March 2018	3,799	
Quarter ending June 2018	3,691	↓
Quarter ending September 2018	3,678	→
Quarter ending December 2018	3,677	→
Quarter ending March 2019	3,706	→
Variance since March 2018	(2.4%)	↓



ACTIVITY



Month	Adjusted Scheduled Activity (UDA)	
	2018	2019
April	225	363
May	963	1,378
June	1,587	2,005
July	2,469	2,976
August	3,203	3,877
September	4,023	4,801
October	4,970	5,763
November	5,764	6,689
December	6,604	7,449
January	6,604	8,297
February	8,501	8,297
March	9,255	10,205
April	9,669	
May	9,669	
June	9,669	

QUALITY

	Quantity	Base Number	Contract	AT	Region	England
% of FP17s for the same patient ID Re-attending within 3 months - Children	37	1,228	3.0%	11.4%	11.3%	11.8%
% of FP17s for the same patient ID Re-attending within 3 months - Adults	238	2,725	8.7%	16.2%	15.4%	15.7%
% of FP17s for the same patient ID Re-attending between 3 & 9 months - Children	509	1,228	41.4%	55.6%	61.3%	58.9%
% of FP17s for the same patient ID Re-attending between 3 & 9 months - Adults	1,025	2,725	37.6%	48.5%	52.1%	50.8%
% of FP17s for Band 1 Urgent Courses	331	3,793	8.7%	10.1%	9.5%	9.1%
% of FP17s Relating to Free Repair or Replacements	1	3,793	0.0%	0.5%	0.6%	0.8%
% of FP17s Relating to Continuations	0	3,793	0.0%	0.7%	0.8%	0.9%
% of Patients satisfied with the dentistry they have received	2	2	N/A	90.9%	92.4%	92.5%
% of Patients satisfied with the time they had to wait for an appointment	1	2	N/A	86.2%	86.3%	87.0%

* This is based on patients treated on this contract for their most recent course of treatment. Figures in italics indicate the base number of FP17s or Patient Questionnaire responses are less than 100. N/A is shown where the base number of responses is less than 10 during the period. % is calculated as Quantity/Base number*100

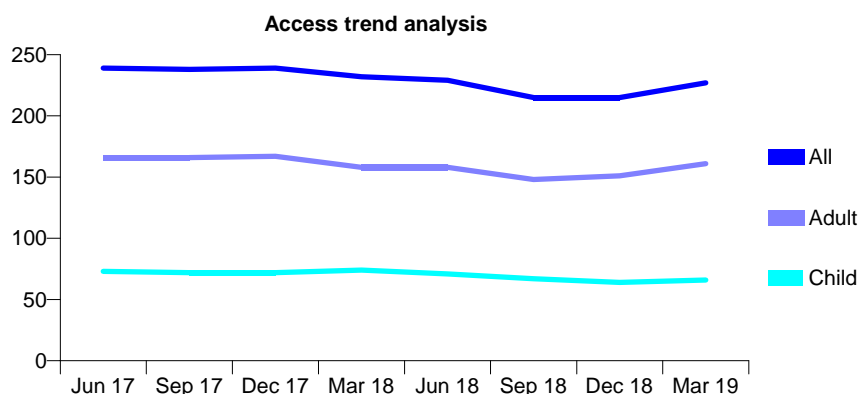
Q67 - Vital Signs At a Glance Contract Report for 773727/0001 - March 2019

Name or company name	MR PK MOO
Contract type name	GDS Contract
Purpose of contract	General
Contract start date	01/04/2006
Contract end date	

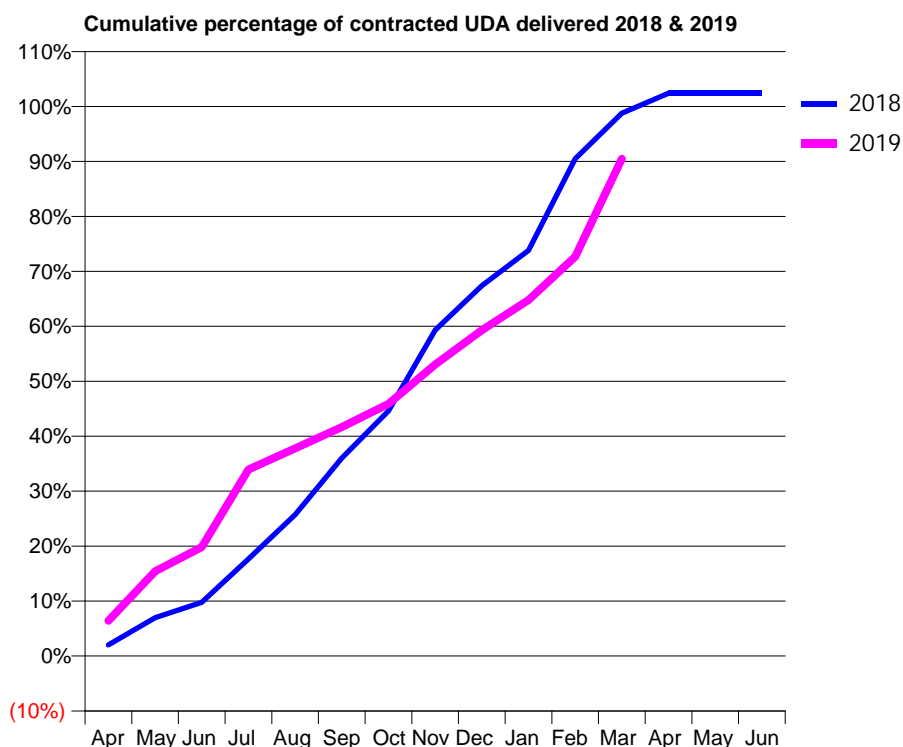
18/19 Contracted general activity (UDA)	545
Carry forward general activity (UDA)	0
18/19 Contracted orthodontic activity (UOA)	0
Carry forward orthodontic activity (UOA)	0
Baseline contract value	£12,763.32

ACCESS*

Patients seen in 24 months	Total	Change since previous quarter
Quarter ending March 2018	232	
Quarter ending June 2018	229	↓
Quarter ending September 2018	215	↓
Quarter ending December 2018	215	→
Quarter ending March 2019	227	↑
Variance since March 2018	(2.2%)	↓



ACTIVITY



Month	Adjusted Scheduled Activity (UDA)	
	2018	2019
April	11	35
May	38	84
June	53	108
July	96	185
August	140	206
September	196	227
October	243	250
November	323	289
December	367	323
January	402	353
February	493	396
March	538	493
April	558	
May	558	
June	558	

QUALITY

	Quantity	Base Number	Contract	AT	Region	England
% of FP17s for the same patient ID Re-attending within 3 months - Children	8	122	6.6%	11.4%	11.3%	11.8%
% of FP17s for the same patient ID Re-attending within 3 months - Adults	4	106	3.8%	16.2%	15.4%	15.7%
% of FP17s for the same patient ID Re-attending between 3 & 9 months - Children	89	122	73.0%	55.6%	61.3%	58.9%
% of FP17s for the same patient ID Re-attending between 3 & 9 months - Adults	23	106	21.7%	48.5%	52.1%	50.8%
% of FP17s for Band 1 Urgent Courses	0	220	0.0%	10.1%	9.5%	9.1%
% of FP17s Relating to Free Repair or Replacements	0	220	0.0%	0.5%	0.6%	0.8%
% of FP17s Relating to Continuations	0	220	0.0%	0.7%	0.8%	0.9%
% of Patients satisfied with the dentistry they have received	1	1	N/A	90.9%	92.4%	92.5%
% of Patients satisfied with the time they had to wait for an appointment	1	1	N/A	86.2%	86.3%	87.0%

* This is based on patients treated on this contract for their most recent course of treatment. Figures in italics indicate the base number of FP17s or Patient Questionnaire responses are less than 100. N/A is shown where the base number of responses is less than 10 during the period. % is calculated as Quantity/Base number*100

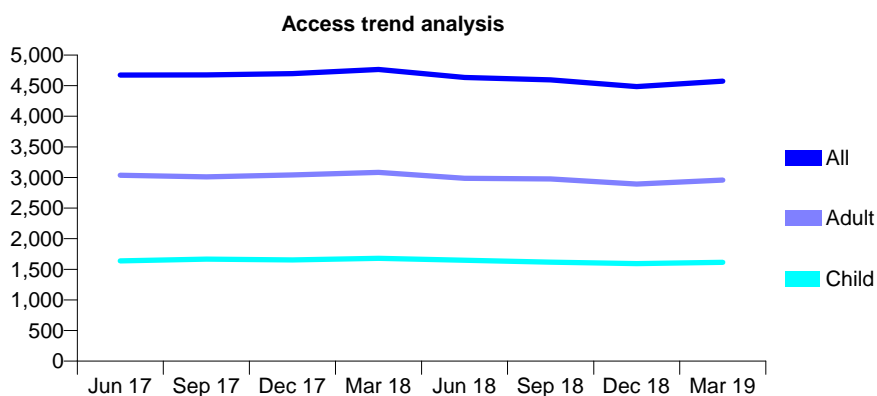
Q67 - Vital Signs At a Glance Contract Report for 776009/0002 - March 2019

Name or company name	MISS R RAY
Contract type name	GDS Contract
Purpose of contract	General
Contract start date	01/04/2009
Contract end date	

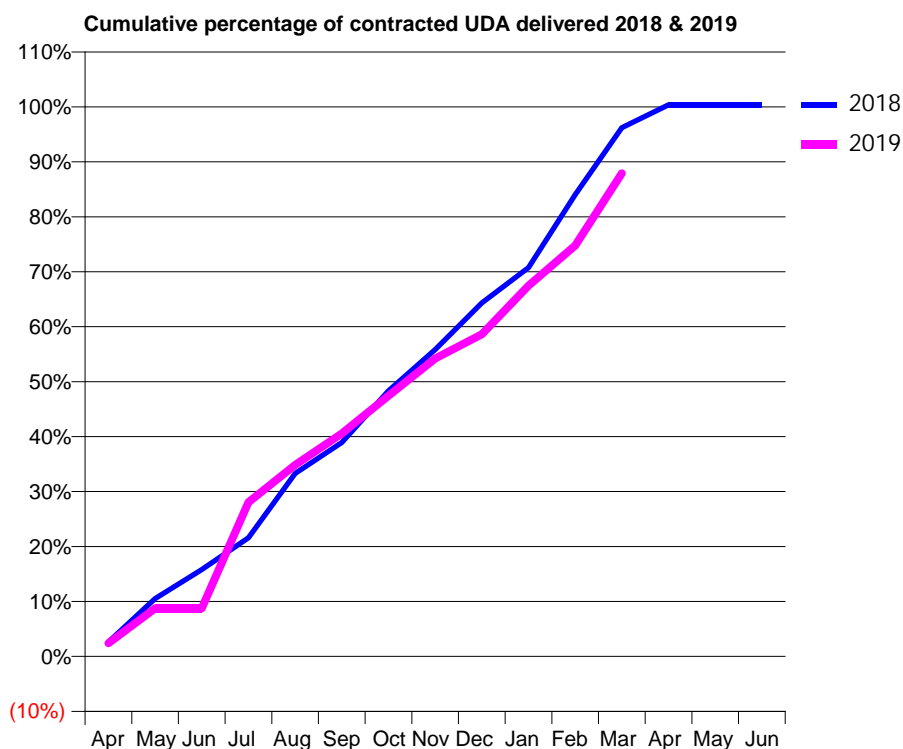
18/19 Contracted general activity (UDA)	10,262
Carry forward general activity (UDA)	0
18/19 Contracted orthodontic activity (UOA)	0
Carry forward orthodontic activity (UOA)	0
Baseline contract value	£276,656.35

ACCESS*

Patients seen in 24 months	Total	Change since previous quarter
Quarter ending March 2018	4,763	
Quarter ending June 2018	4,636	↓
Quarter ending September 2018	4,596	→
Quarter ending December 2018	4,485	↓
Quarter ending March 2019	4,574	→
Variance since March 2018	(4.0%)	↓



ACTIVITY



Month	Adjusted Scheduled Activity (UDA)	
	2018	2019
April	270	248
May	1,079	897
June	1,623	897
July	2,217	2,879
August	3,417	3,577
September	3,996	4,162
October	4,959	4,868
November	5,732	5,563
December	6,601	6,016
January	7,261	6,925
February	8,624	7,673
March	9,873	9,020
April	10,301	
May	10,301	
June	10,301	

QUALITY

	Quantity	Base Number	Contract	AT	Region	England
% of FP17s for the same patient ID Re-attending within 3 months - Children	105	1,742	6.0%	11.4%	11.3%	11.8%
% of FP17s for the same patient ID Re-attending within 3 months - Adults	555	3,132	17.7%	16.2%	15.4%	15.7%
% of FP17s for the same patient ID Re-attending between 3 & 9 months - Children	602	1,742	34.6%	55.6%	61.3%	58.9%
% of FP17s for the same patient ID Re-attending between 3 & 9 months - Adults	965	3,132	30.8%	48.5%	52.1%	50.8%
% of FP17s for Band 1 Urgent Courses	446	3,703	12.0%	10.1%	9.5%	9.1%
% of FP17s Relating to Free Repair or Replacements	48	3,703	1.3%	0.5%	0.6%	0.8%
% of FP17s Relating to Continuations	32	3,703	0.9%	0.7%	0.8%	0.9%
% of Patients satisfied with the dentistry they have received	0	0	N/A	90.9%	92.4%	92.5%
% of Patients satisfied with the time they had to wait for an appointment	0	0	N/A	86.2%	86.3%	87.0%

* This is based on patients treated on this contract for their most recent course of treatment. Figures in italics indicate the base number of FP17s or Patient Questionnaire responses are less than 100. N/A is shown where the base number of responses is less than 10 during the period. % is calculated as Quantity/Base number*100

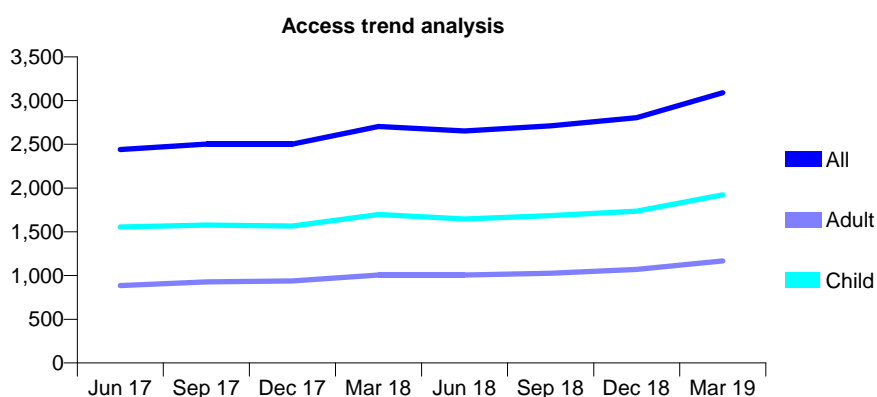
Q67 - Vital Signs At a Glance Contract Report for 781282/0001 - March 2019

Name or company name	MR H WALIA
Contract type name	GDS Contract
Purpose of contract	General
Contract start date	01/04/2006
Contract end date	

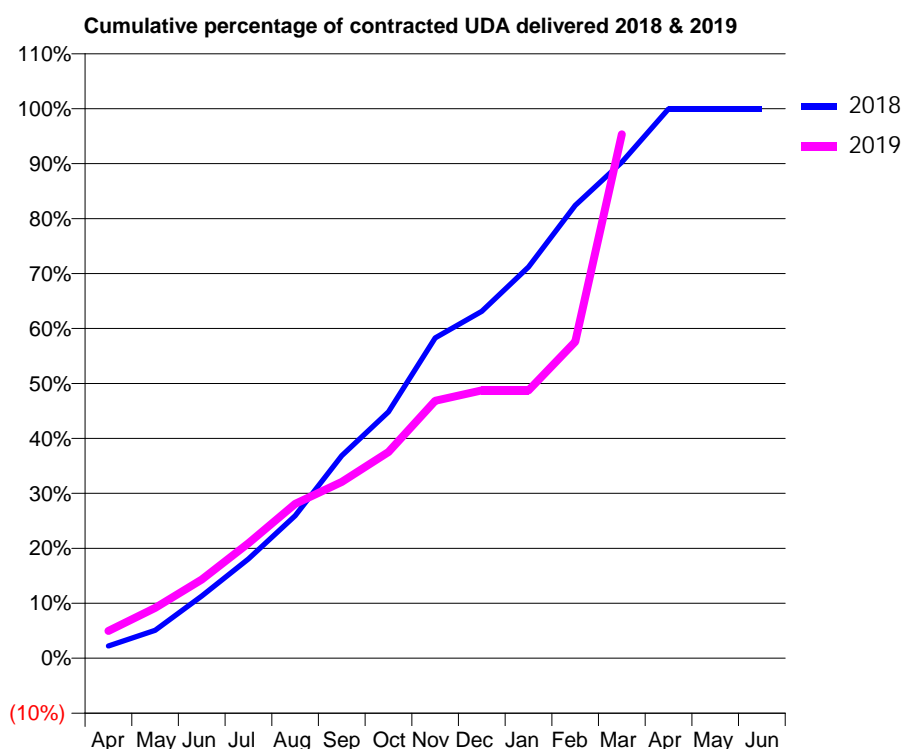
18/19 Contracted general activity (UDA)	6,898
Carry forward general activity (UDA)	1
18/19 Contracted orthodontic activity (UOA)	0
Carry forward orthodontic activity (UOA)	0
Baseline contract value	£194,746.55

ACCESS*

Patients seen in 24 months	Total	Change since previous quarter
Quarter ending March 2018	2,703	
Quarter ending June 2018	2,653	↓
Quarter ending September 2018	2,711	↑
Quarter ending December 2018	2,806	↑
Quarter ending March 2019	3,090	↑
Variance since March 2018	14.3%	↑



ACTIVITY



Month	2018	2019
April	154	342
May	351	631
June	781	987
July	1,246	1,444
August	1,788	1,938
September	2,542	2,212
October	3,092	2,589
November	4,019	3,232
December	4,355	3,362
January	4,910	3,362
February	5,684	3,973
March	6,226	6,576
April	6,897	
May	6,897	
June	6,897	

QUALITY

	Quantity	Base Number	Contract	AT	Region	England
% of FP17s for the same patient ID Re-attending within 3 months - Children	246	2,925	8.4%	11.4%	11.3%	11.8%
% of FP17s for the same patient ID Re-attending within 3 months - Adults	332	1,594	20.8%	16.2%	15.4%	15.7%
% of FP17s for the same patient ID Re-attending between 3 & 9 months - Children	1,265	2,925	43.2%	55.6%	61.3%	58.9%
% of FP17s for the same patient ID Re-attending between 3 & 9 months - Adults	465	1,594	29.2%	48.5%	52.1%	50.8%
% of FP17s for Band 1 Urgent Courses	312	3,274	9.5%	10.1%	9.5%	9.1%
% of FP17s Relating to Free Repair or Replacements	9	3,274	0.3%	0.5%	0.6%	0.8%
% of FP17s Relating to Continuations	28	3,274	0.9%	0.7%	0.8%	0.9%
% of Patients satisfied with the dentistry they have received	0	0	N/A	90.9%	92.4%	92.5%
% of Patients satisfied with the time they had to wait for an appointment	0	0	N/A	86.2%	86.3%	87.0%

* This is based on patients treated on this contract for their most recent course of treatment.

Figures in italics indicate the base number of FP17s or Patient Questionnaire responses are less than 100. N/A is shown where the base number of responses is less than 10 during the period. % is calculated as Quantity/Base number*100

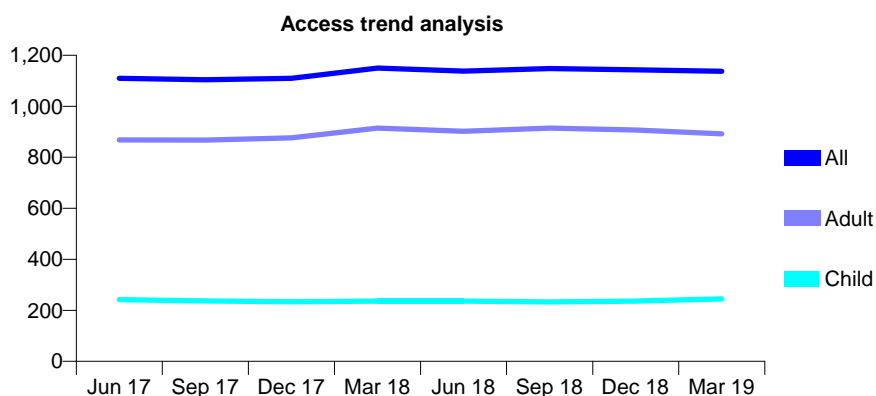
Q67 - Vital Signs At a Glance Contract Report for 784184/0001 - March 2019

Name or company name	MR MW RICHTER
Contract type name	GDS Contract
Purpose of contract	General
Contract start date	01/03/2012
Contract end date	

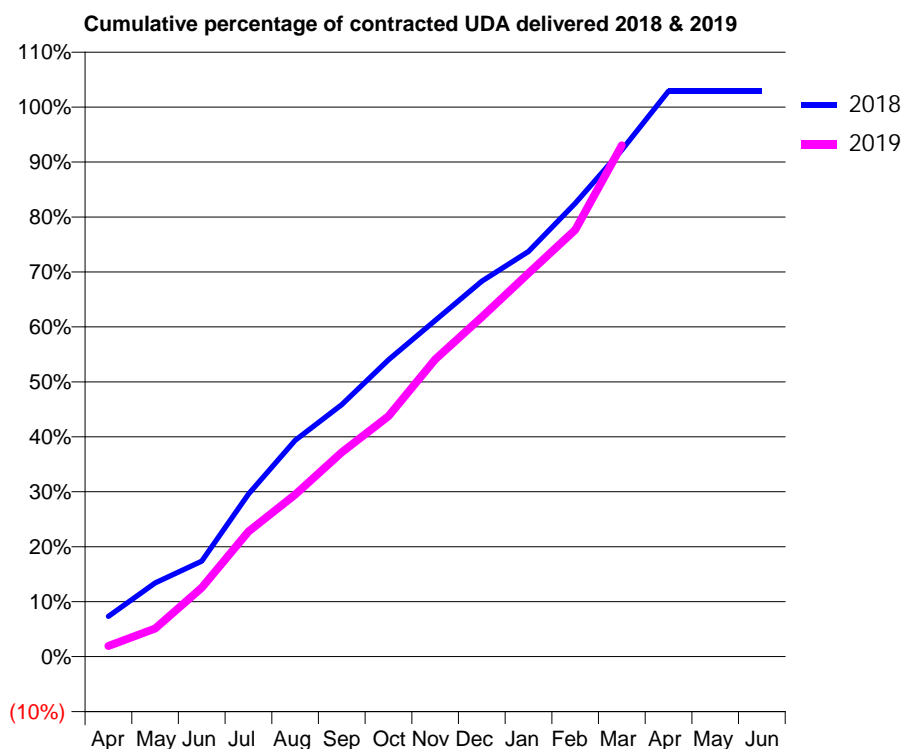
18/19 Contracted general activity (UDA)	3,837
Carry forward general activity (UDA)	0
18/19 Contracted orthodontic activity (UOA)	0
Carry forward orthodontic activity (UOA)	0
Baseline contract value	£120,501.26

ACCESS*

Patients seen in 24 months	Total	Change since previous quarter
Quarter ending March 2018	1,150	
Quarter ending June 2018	1,138	↓
Quarter ending September 2018	1,148	→
Quarter ending December 2018	1,143	→
Quarter ending March 2019	1,137	→
Variance since March 2018	(1.1%)	↓



ACTIVITY



Month	Adjusted Scheduled Activity (UDA)	
	2018	2019
April	281	74
May	514	196
June	667	481
July	1,134	874
August	1,509	1,132
September	1,759	1,427
October	2,073	1,680
November	2,347	2,076
December	2,621	2,370
January	2,829	2,677
February	3,165	2,979
March	3,537	3,569
April	3,948	
May	3,948	
June	3,948	

QUALITY

	Quantity	Base Number	Contract	AT	Region	England
% of FP17s for the same patient ID Re-attending within 3 months - Children	22	387	5.7%	11.4%	11.3%	11.8%
% of FP17s for the same patient ID Re-attending within 3 months - Adults	148	1,018	14.5%	16.2%	15.4%	15.7%
% of FP17s for the same patient ID Re-attending between 3 & 9 months - Children	250	387	64.6%	55.6%	61.3%	58.9%
% of FP17s for the same patient ID Re-attending between 3 & 9 months - Adults	416	1,018	40.9%	48.5%	52.1%	50.8%
% of FP17s for Band 1 Urgent Courses	87	1,299	6.7%	10.1%	9.5%	9.1%
% of FP17s Relating to Free Repair or Replacements	3	1,299	0.2%	0.5%	0.6%	0.8%
% of FP17s Relating to Continuations	49	1,299	3.8%	0.7%	0.8%	0.9%
% of Patients satisfied with the dentistry they have received	2	3	N/A	90.9%	92.4%	92.5%
% of Patients satisfied with the time they had to wait for an appointment	2	3	N/A	86.2%	86.3%	87.0%

* This is based on patients treated on this contract for their most recent course of treatment. Figures in italics indicate the base number of FP17s or Patient Questionnaire responses are less than 100. N/A is shown where the base number of responses is less than 10 during the period. % is calculated as Quantity/Base number*100

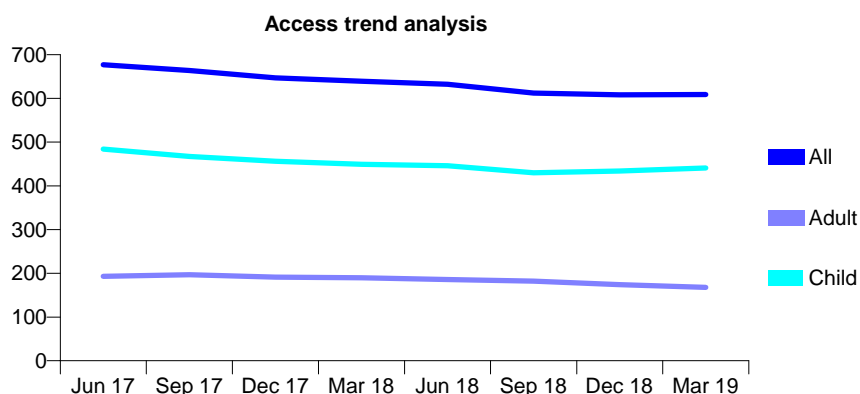
Q67 - Vital Signs At a Glance Contract Report for 810177/0001 - March 2019

Name or company name	MR CJ BAKER
Contract type name	GDS Contract
Purpose of contract	General
Contract start date	01/04/2006
Contract end date	

18/19 Contracted general activity (UDA)	1,197
Carry forward general activity (UDA)	0
18/19 Contracted orthodontic activity (UOA)	0
Carry forward orthodontic activity (UOA)	0
Baseline contract value	£27,359.45

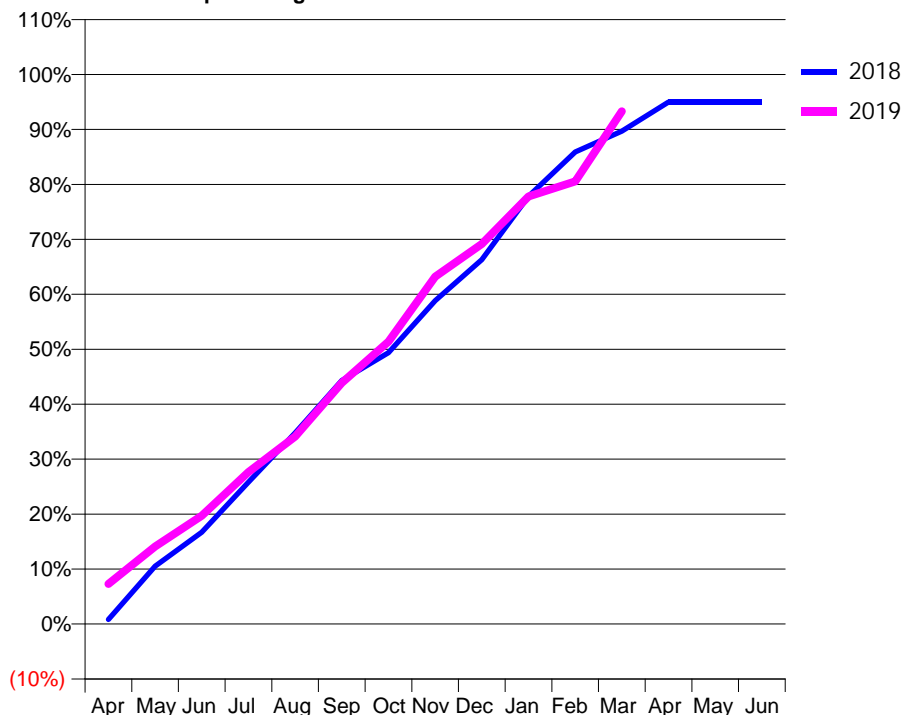
ACCESS*

Patients seen in 24 months	Total	Change since previous quarter
Quarter ending March 2018	639	
Quarter ending June 2018	632	↓
Quarter ending September 2018	612	↓
Quarter ending December 2018	608	→
Quarter ending March 2019	609	→
Variance since March 2018	(4.7%)	↓



ACTIVITY

Cumulative percentage of contracted UDA delivered 2018 & 2019



Month	Adjusted Scheduled Activity (UDA)	
	2018	2019
April	10	87
May	133	169
June	211	236
July	325	331
August	438	408
September	558	525
October	622	615
November	741	757
December	835	828
January	981	931
February	1,082	964
March	1,130	1,117
April	1,197	
May	1,197	
June	1,197	

QUALITY

	Quantity	Base Number	Contract	AT	Region	England
% of FP17s for the same patient ID Re-attending within 3 months - Children	27	666	4.1%	11.4%	11.3%	11.8%
% of FP17s for the same patient ID Re-attending within 3 months - Adults	13	139	9.4%	16.2%	15.4%	15.7%
% of FP17s for the same patient ID Re-attending between 3 & 9 months - Children	402	666	60.4%	55.6%	61.3%	58.9%
% of FP17s for the same patient ID Re-attending between 3 & 9 months - Adults	74	139	53.2%	48.5%	52.1%	50.8%
% of FP17s for Band 1 Urgent Courses	33	776	4.3%	10.1%	9.5%	9.1%
% of FP17s Relating to Free Repair or Replacements	0	776	0.0%	0.5%	0.6%	0.8%
% of FP17s Relating to Continuations	0	776	0.0%	0.7%	0.8%	0.9%
% of Patients satisfied with the dentistry they have received	0	0	N/A	90.9%	92.4%	92.5%
% of Patients satisfied with the time they had to wait for an appointment	0	0	N/A	86.2%	86.3%	87.0%

* This is based on patients treated on this contract for their most recent course of treatment.

Figures in italics indicate the base number of FP17s or Patient Questionnaire responses are less than 100. N/A is shown where the base number of responses is less than 10 during the period. % is calculated as Quantity/Base number*100

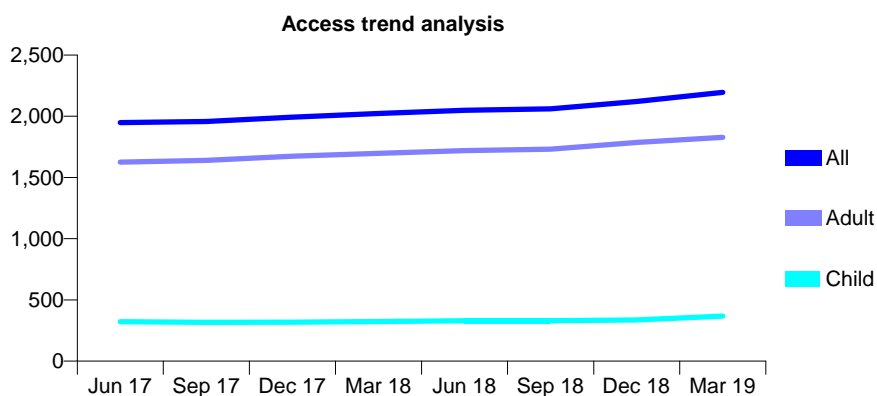
Q67 - Vital Signs At a Glance Contract Report for 817600/0001 - March 2019

Name or company name	Browne, Laurens & Myint Dental Partnershi
Contract type name	GDS Contract
Purpose of contract	General
Contract start date	01/04/2006
Contract end date	

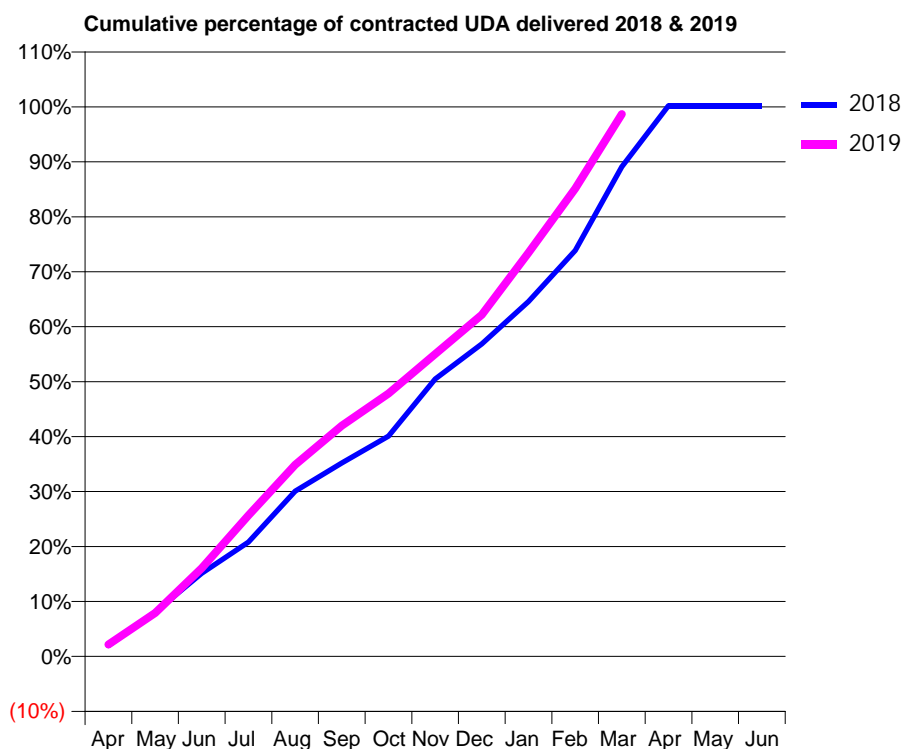
18/19 Contracted general activity (UDA)	8,025
Carry forward general activity (UDA)	0
18/19 Contracted orthodontic activity (UOA)	0
Carry forward orthodontic activity (UOA)	0
Baseline contract value	£214,426.47

ACCESS*

Patients seen in 24 months	Total	Change since previous quarter
Quarter ending March 2018	2,022	
Quarter ending June 2018	2,049	→
Quarter ending September 2018	2,060	→
Quarter ending December 2018	2,122	↑
Quarter ending March 2019	2,196	↑
Variance since March 2018	8.6%	↑



ACTIVITY



Month	Adjusted Scheduled Activity (UDA)	
	2018	2019
April	145	173
May	589	633
June	1,101	1,288
July	1,514	2,059
August	2,188	2,799
September	2,561	3,370
October	2,916	3,839
November	3,674	4,415
December	4,137	4,988
January	4,699	5,895
February	5,372	6,832
March	6,482	7,919
April	7,291	
May	7,291	
June	7,291	

QUALITY

	Quantity	Base Number	Contract	AT	Region	England
% of FP17s for the same patient ID Re-attending within 3 months - Children	14	570	2.5%	11.4%	11.3%	11.8%
% of FP17s for the same patient ID Re-attending within 3 months - Adults	179	2,916	6.1%	16.2%	15.4%	15.7%
% of FP17s for the same patient ID Re-attending between 3 & 9 months - Children	374	570	65.6%	55.6%	61.3%	58.9%
% of FP17s for the same patient ID Re-attending between 3 & 9 months - Adults	2,208	2,916	75.7%	48.5%	52.1%	50.8%
% of FP17s for Band 1 Urgent Courses	88	3,328	2.6%	10.1%	9.5%	9.1%
% of FP17s Relating to Free Repair or Replacements	8	3,328	0.2%	0.5%	0.6%	0.8%
% of FP17s Relating to Continuations	0	3,328	0.0%	0.7%	0.8%	0.9%
% of Patients satisfied with the dentistry they have received	6	6	N/A	90.9%	92.4%	92.5%
% of Patients satisfied with the time they had to wait for an appointment	6	6	N/A	86.2%	86.3%	87.0%

* This is based on patients treated on this contract for their most recent course of treatment. Figures in italics indicate the base number of FP17s or Patient Questionnaire responses are less than 100. N/A is shown where the base number of responses is less than 10 during the period. % is calculated as Quantity/Base number*100

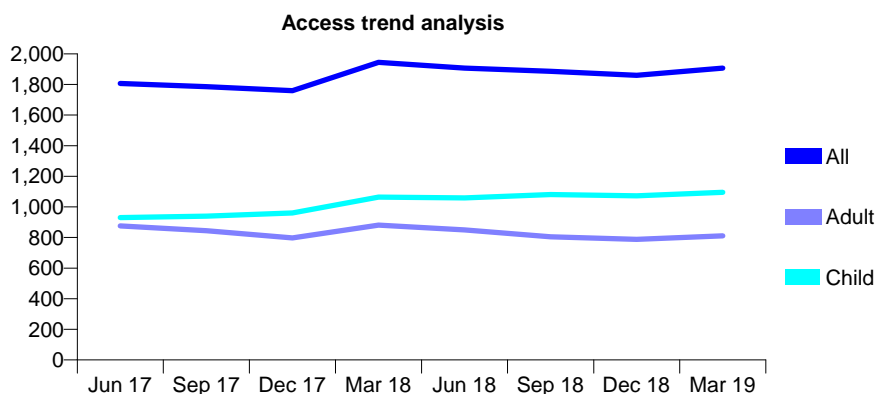
Q67 - Vital Signs At a Glance Contract Report for 819565/0001 - March 2019

Name or company name	MR MN SOUTHON
Contract type name	GDS Contract
Purpose of contract	General and Orthodontic
Contract start date	06/09/2012
Contract end date	

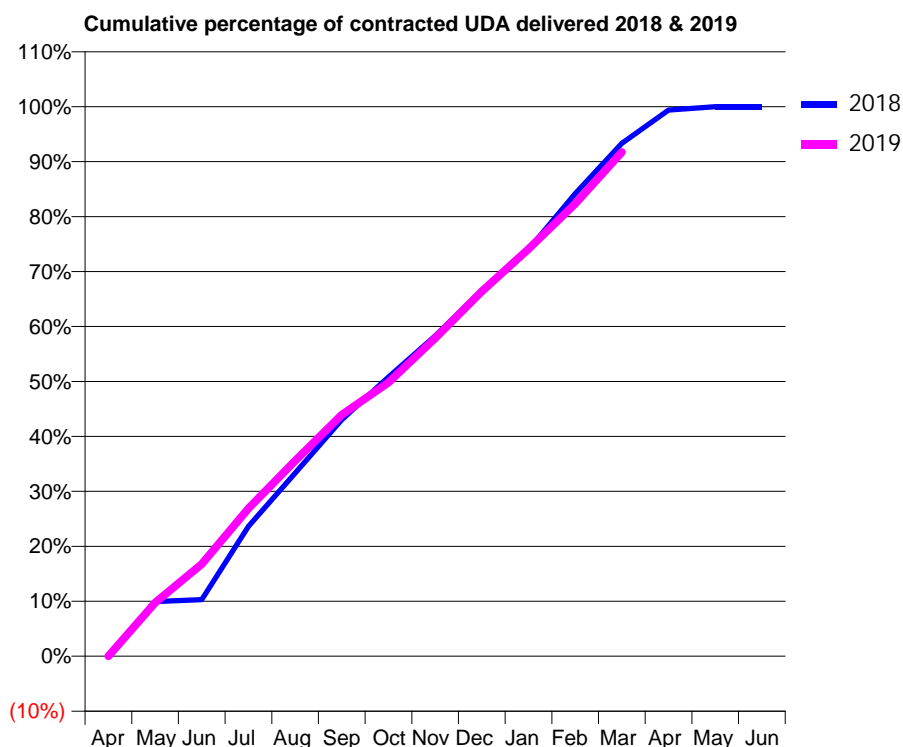
18/19 Contracted general activity (UDA)	4,674
Carry forward general activity (UDA)	0
18/19 Contracted orthodontic activity (UOA)	0
Carry forward orthodontic activity (UOA)	0
Baseline contract value	£115,869.47

ACCESS*

Patients seen in 24 months	Total	Change since previous quarter
Quarter ending March 2018	1,945	
Quarter ending June 2018	1,907	↓
Quarter ending September 2018	1,886	↓
Quarter ending December 2018	1,860	↓
Quarter ending March 2019	1,907	↑
Variance since March 2018	(2.0%)	↓



ACTIVITY



Month	Adjusted Scheduled Activity (UDA)	
	2018	2019
April	0	0
May	457	455
June	473	784
July	1,083	1,258
August	1,527	1,663
September	1,972	2,054
October	2,328	2,328
November	2,670	2,706
December	3,050	3,102
January	3,391	3,463
February	3,858	3,849
March	4,277	4,287
April	4,555	
May	4,583	
June	4,583	

QUALITY

	Quantity	Base Number	Contract	AT	Region	England
% of FP17s for the same patient ID Re-attending within 3 months - Children	96	1,482	6.5%	11.4%	11.3%	11.8%
% of FP17s for the same patient ID Re-attending within 3 months - Adults	120	924	13.0%	16.2%	15.4%	15.7%
% of FP17s for the same patient ID Re-attending between 3 & 9 months - Children	825	1,482	55.7%	55.6%	61.3%	58.9%
% of FP17s for the same patient ID Re-attending between 3 & 9 months - Adults	492	924	53.2%	48.5%	52.1%	50.8%
% of FP17s for Band 1 Urgent Courses	95	2,265	4.2%	10.1%	9.5%	9.1%
% of FP17s Relating to Free Repair or Replacements	0	2,265	0.0%	0.5%	0.6%	0.8%
% of FP17s Relating to Continuations	50	2,265	2.2%	0.7%	0.8%	0.9%
% of Patients satisfied with the dentistry they have received	0	0	N/A	90.9%	92.4%	92.5%
% of Patients satisfied with the time they had to wait for an appointment	0	0	N/A	86.2%	86.3%	87.0%

* This is based on patients treated on this contract for their most recent course of treatment. Figures in italics indicate the base number of FP17s or Patient Questionnaire responses are less than 100. N/A is shown where the base number of responses is less than 10 during the period. % is calculated as Quantity/Base number*100

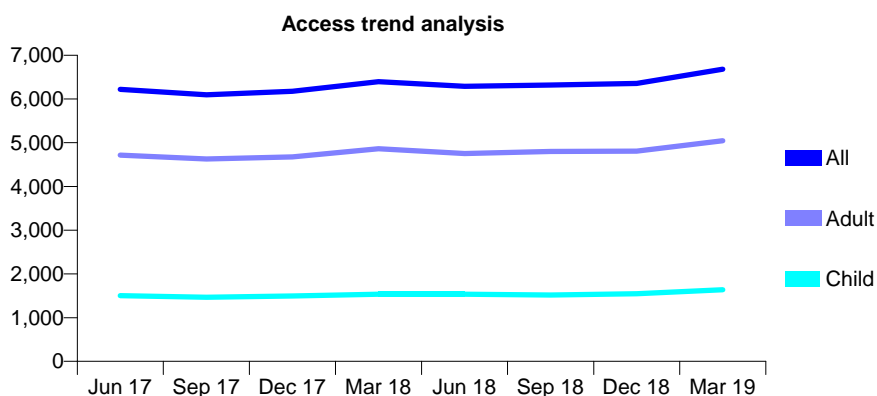
Q67 - Vital Signs At a Glance Contract Report for 820008/0001 - March 2019

Name or company name	MR PW MAUTHE
Contract type name	GDS Contract
Purpose of contract	General
Contract start date	01/04/2006
Contract end date	

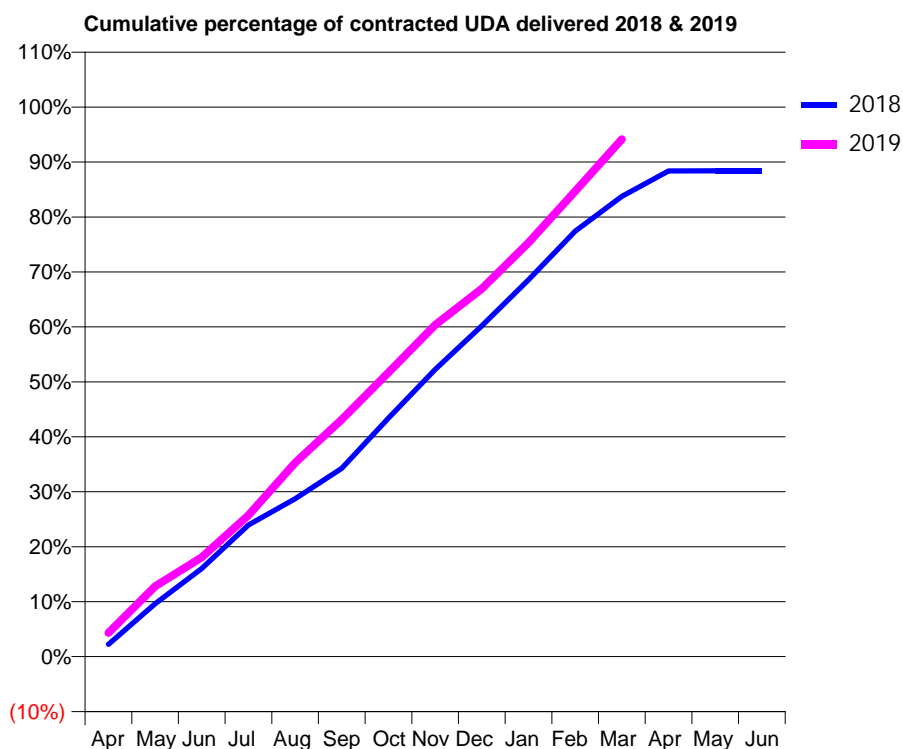
18/19 Contracted general activity (UDA)	17,666
Carry forward general activity (UDA)	0
18/19 Contracted orthodontic activity (UOA)	0
Carry forward orthodontic activity (UOA)	0
Baseline contract value	£444,204.11

ACCESS*

Patients seen in 24 months	Total	Change since previous quarter
Quarter ending March 2018	6,399	
Quarter ending June 2018	6,290	↓
Quarter ending September 2018	6,317	→
Quarter ending December 2018	6,354	→
Quarter ending March 2019	6,681	↑
Variance since March 2018	4.4%	↑



ACTIVITY



Month	Adjusted Scheduled Activity (UDA)	
	2018	2019
April	393	765
May	1,698	2,263
June	2,830	3,190
July	4,234	4,545
August	5,079	6,235
September	6,049	7,622
October	7,668	9,135
November	9,231	10,665
December	10,633	11,828
January	12,114	13,308
February	13,676	14,965
March	14,791	16,630
April	15,613	
May	15,616	
June	15,616	

QUALITY

	Quantity	Base Number	Contract	AT	Region	England
% of FP17s for the same patient ID Re-attending within 3 months - Children	129	2,228	5.8%	11.4%	11.3%	11.8%
% of FP17s for the same patient ID Re-attending within 3 months - Adults	1,087	6,367	17.1%	16.2%	15.4%	15.7%
% of FP17s for the same patient ID Re-attending between 3 & 9 months - Children	1,106	2,228	49.6%	55.6%	61.3%	58.9%
% of FP17s for the same patient ID Re-attending between 3 & 9 months - Adults	2,727	6,367	42.8%	48.5%	52.1%	50.8%
% of FP17s for Band 1 Urgent Courses	996	7,900	12.6%	10.1%	9.5%	9.1%
% of FP17s Relating to Free Repair or Replacements	54	7,900	0.7%	0.5%	0.6%	0.8%
% of FP17s Relating to Continuations	97	7,900	1.2%	0.7%	0.8%	0.9%
% of Patients satisfied with the dentistry they have received	5	5	N/A	90.9%	92.4%	92.5%
% of Patients satisfied with the time they had to wait for an appointment	5	5	N/A	86.2%	86.3%	87.0%

* This is based on patients treated on this contract for their most recent course of treatment. Figures in italics indicate the base number of FP17s or Patient Questionnaire responses are less than 100. N/A is shown where the base number of responses is less than 10 during the period. % is calculated as Quantity/Base number*100

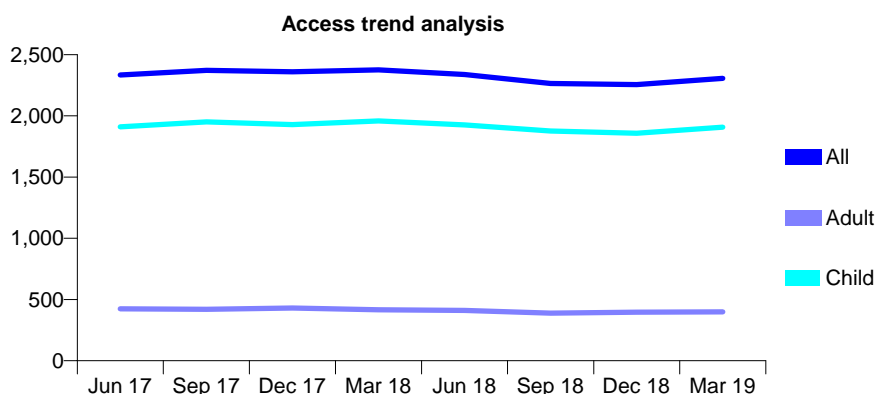
Q67 - Vital Signs At a Glance Contract Report for 822671/0001 - March 2019

Name or company name	The Stradbrook Dental Centre
Contract type name	GDS Contract
Purpose of contract	General
Contract start date	01/04/2006
Contract end date	

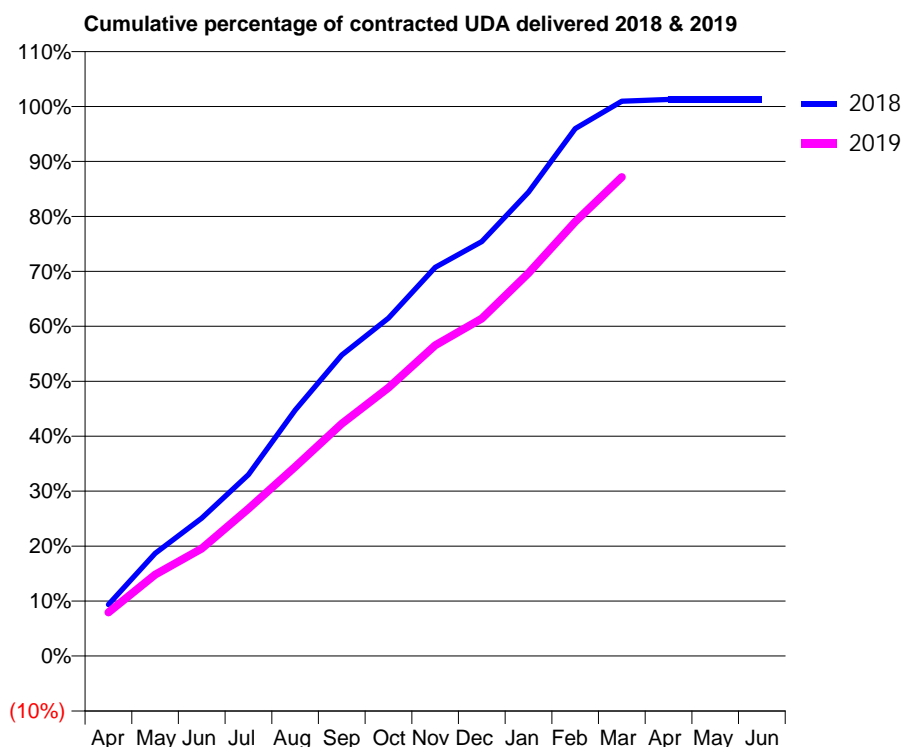
18/19 Contracted general activity (UDA)	4,900
Carry forward general activity (UDA)	0
18/19 Contracted orthodontic activity (UOA)	0
Carry forward orthodontic activity (UOA)	0
Baseline contract value	£123,208.43

ACCESS*

Patients seen in 24 months	Total	Change since previous quarter
Quarter ending March 2018	2,376	
Quarter ending June 2018	2,338	↓
Quarter ending September 2018	2,264	↓
Quarter ending December 2018	2,255	→
Quarter ending March 2019	2,307	↑
Variance since March 2018	(2.9%)	↓



ACTIVITY



Month	Adjusted Scheduled Activity (UDA)	
	2018	2019
April	459	389
May	915	725
June	1,229	959
July	1,618	1,313
August	2,192	1,688
September	2,684	2,072
October	3,014	2,392
November	3,465	2,771
December	3,695	3,009
January	4,137	3,414
February	4,703	3,872
March	4,946	4,271
April	4,962	
May	4,962	
June	4,962	

QUALITY

	Quantity	Base Number	Contract	AT	Region	England
% of FP17s for the same patient ID Re-attending within 3 months - Children	185	2,937	6.3%	11.4%	11.3%	11.8%
% of FP17s for the same patient ID Re-attending within 3 months - Adults	56	292	19.2%	16.2%	15.4%	15.7%
% of FP17s for the same patient ID Re-attending between 3 & 9 months - Children	1,823	2,937	62.1%	55.6%	61.3%	58.9%
% of FP17s for the same patient ID Re-attending between 3 & 9 months - Adults	161	292	55.1%	48.5%	52.1%	50.8%
% of FP17s for Band 1 Urgent Courses	125	3,216	3.9%	10.1%	9.5%	9.1%
% of FP17s Relating to Free Repair or Replacements	0	3,216	0.0%	0.5%	0.6%	0.8%
% of FP17s Relating to Continuations	1	3,216	0.0%	0.7%	0.8%	0.9%
% of Patients satisfied with the dentistry they have received	0	0	N/A	90.9%	92.4%	92.5%
% of Patients satisfied with the time they had to wait for an appointment	0	0	N/A	86.2%	86.3%	87.0%

* This is based on patients treated on this contract for their most recent course of treatment. Figures in italics indicate the base number of FP17s or Patient Questionnaire responses are less than 100. N/A is shown where the base number of responses is less than 10 during the period. % is calculated as Quantity/Base number*100

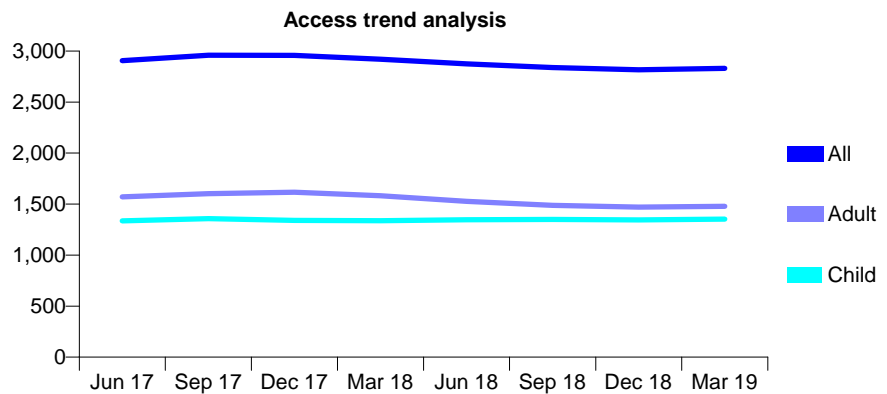
Q67 - Vital Signs At a Glance Contract Report for 828963/0001 - March 2019

Name or company name	MR SM PEARCE
Contract type name	GDS Contract
Purpose of contract	General
Contract start date	01/04/2006
Contract end date	

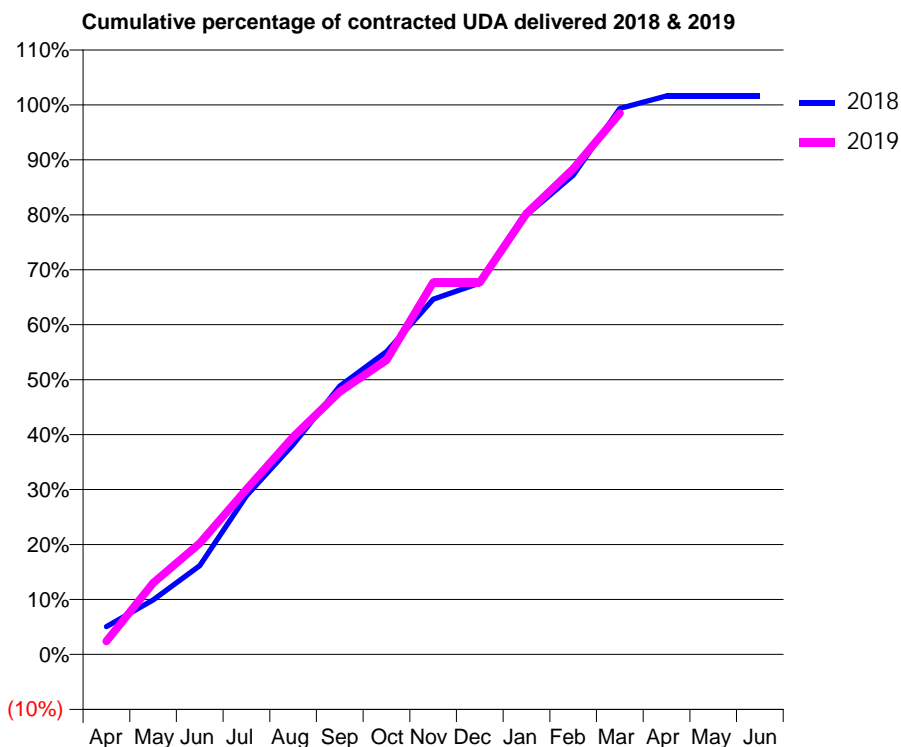
18/19 Contracted general activity (UDA)	4,413
Carry forward general activity (UDA)	0
18/19 Contracted orthodontic activity (UOA)	0
Carry forward orthodontic activity (UOA)	0
Baseline contract value	£110,963.04

ACCESS*

Patients seen in 24 months	Total	Change since previous quarter
Quarter ending March 2018	2,920	
Quarter ending June 2018	2,874	↓
Quarter ending September 2018	2,838	↓
Quarter ending December 2018	2,816	→
Quarter ending March 2019	2,831	→
Variance since March 2018	(3.0%)	↓



ACTIVITY



Month	Adjusted Scheduled Activity (UDA)	
	2018	2019
April	223	107
May	437	574
June	713	893
July	1,274	1,325
August	1,686	1,747
September	2,154	2,109
October	2,432	2,363
November	2,853	2,988
December	2,982	2,988
January	3,528	3,541
February	3,848	3,899
March	4,384	4,345
April	4,485	
May	4,485	
June	4,485	

QUALITY

	Quantity	Base Number	Contract	AT	Region	England
% of FP17s for the same patient ID Re-attending within 3 months - Children	102	1,864	5.5%	11.4%	11.3%	11.8%
% of FP17s for the same patient ID Re-attending within 3 months - Adults	46	1,278	3.6%	16.2%	15.4%	15.7%
% of FP17s for the same patient ID Re-attending between 3 & 9 months - Children	1,013	1,864	54.3%	55.6%	61.3%	58.9%
% of FP17s for the same patient ID Re-attending between 3 & 9 months - Adults	566	1,278	44.3%	48.5%	52.1%	50.8%
% of FP17s for Band 1 Urgent Courses	12	3,067	0.4%	10.1%	9.5%	9.1%
% of FP17s Relating to Free Repair or Replacements	0	3,067	0.0%	0.5%	0.6%	0.8%
% of FP17s Relating to Continuations	14	3,067	0.5%	0.7%	0.8%	0.9%
% of Patients satisfied with the dentistry they have received	3	3	N/A	90.9%	92.4%	92.5%
% of Patients satisfied with the time they had to wait for an appointment	3	3	N/A	86.2%	86.3%	87.0%

* This is based on patients treated on this contract for their most recent course of treatment. Figures in italics indicate the base number of FP17s or Patient Questionnaire responses are less than 100. N/A is shown where the base number of responses is less than 10 during the period. % is calculated as Quantity/Base number*100

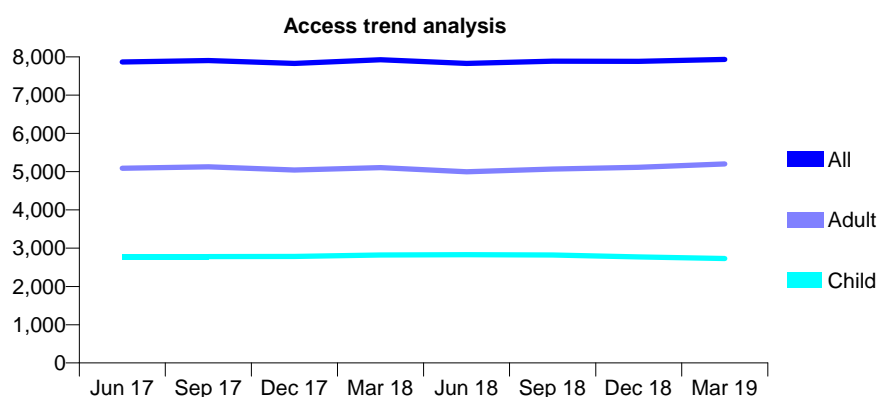
Q67 - Vital Signs At a Glance Contract Report for 829285/0003 - March 2019

Name or company name	MRS CO ADELOYE
Contract type name	GDS Contract
Purpose of contract	General
Contract start date	08/12/2006
Contract end date	

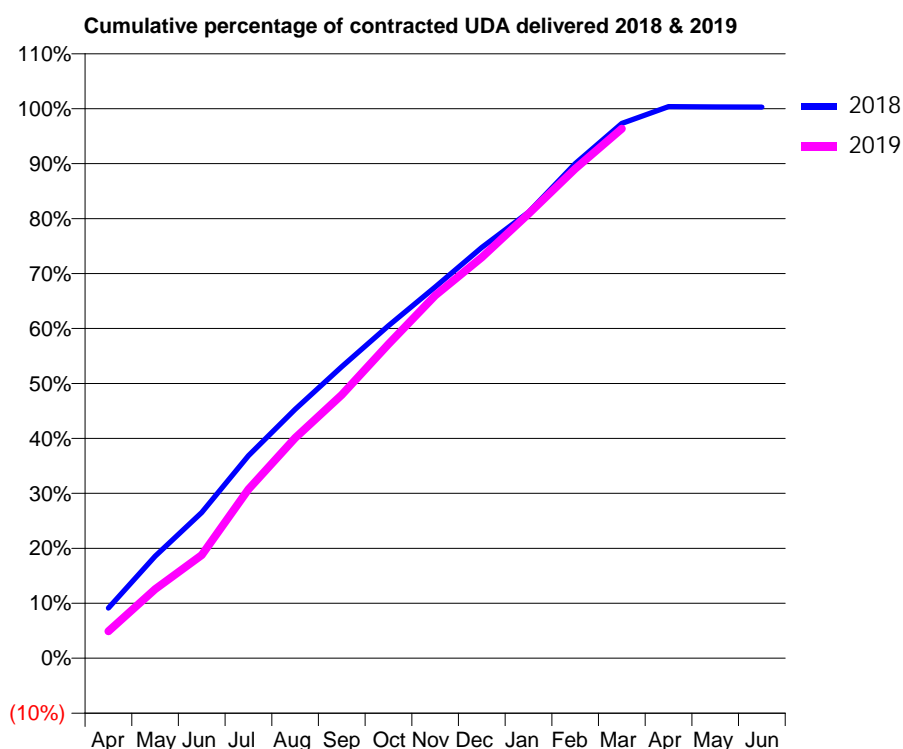
18/19 Contracted general activity (UDA)	21,200
Carry forward general activity (UDA)	0
18/19 Contracted orthodontic activity (UOA)	0
Carry forward orthodontic activity (UOA)	0
Baseline contract value	£529,589.25

ACCESS*

Patients seen in 24 months	Total	Change since previous quarter
Quarter ending March 2018	7,926	
Quarter ending June 2018	7,828	↓
Quarter ending September 2018	7,888	→
Quarter ending December 2018	7,883	→
Quarter ending March 2019	7,932	→
Variance since March 2018	0.1%	→



ACTIVITY



Month	2018	2019
April	1,935	1,042
May	3,940	2,666
June	5,621	3,977
July	7,813	6,518
August	9,605	8,504
September	11,244	10,160
October	12,828	12,120
November	14,320	13,990
December	15,848	15,460
January	17,201	17,146
February	19,081	18,883
March	20,634	20,428
April	21,273	
May	21,265	
June	21,259	

QUALITY

	Quantity	Base Number	Contract	AT	Region	England
% of FP17s for the same patient ID Re-attending within 3 months - Children	207	3,071	6.7%	11.4%	11.3%	11.8%
% of FP17s for the same patient ID Re-attending within 3 months - Adults	867	5,674	15.3%	16.2%	15.4%	15.7%
% of FP17s for the same patient ID Re-attending between 3 & 9 months - Children	1,094	3,071	35.6%	55.6%	61.3%	58.9%
% of FP17s for the same patient ID Re-attending between 3 & 9 months - Adults	1,817	5,674	32.0%	48.5%	52.1%	50.8%
% of FP17s for Band 1 Urgent Courses	970	8,479	11.4%	10.1%	9.5%	9.1%
% of FP17s Relating to Free Repair or Replacements	111	8,479	1.3%	0.5%	0.6%	0.8%
% of FP17s Relating to Continuations	52	8,479	0.6%	0.7%	0.8%	0.9%
% of Patients satisfied with the dentistry they have received	3	3	N/A	90.9%	92.4%	92.5%
% of Patients satisfied with the time they had to wait for an appointment	3	3	N/A	86.2%	86.3%	87.0%

* This is based on patients treated on this contract for their most recent course of treatment.

Figures in italics indicate the base number of FP17s or Patient Questionnaire responses are less than 100. N/A is shown where the base number of responses is less than 10 during the period. % is calculated as Quantity/Base number*100

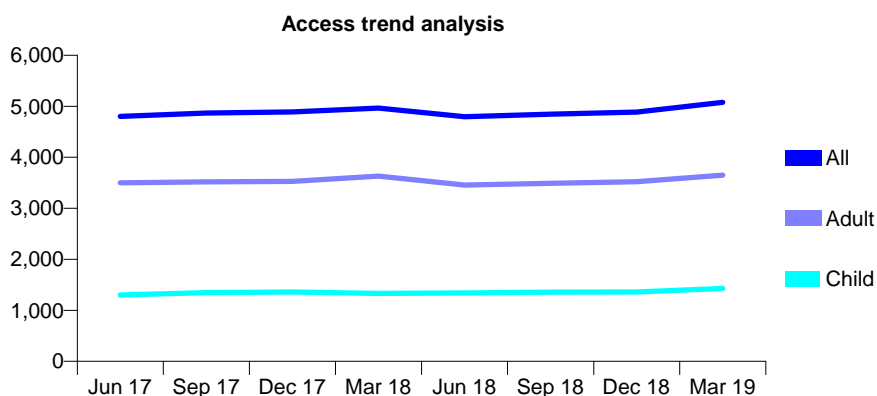
Q67 - Vital Signs At a Glance Contract Report for 829285/0004 - March 2019

Name or company name	MRS CO ADELOYE
Contract type name	GDS Contract
Purpose of contract	General
Contract start date	02/07/2007
Contract end date	

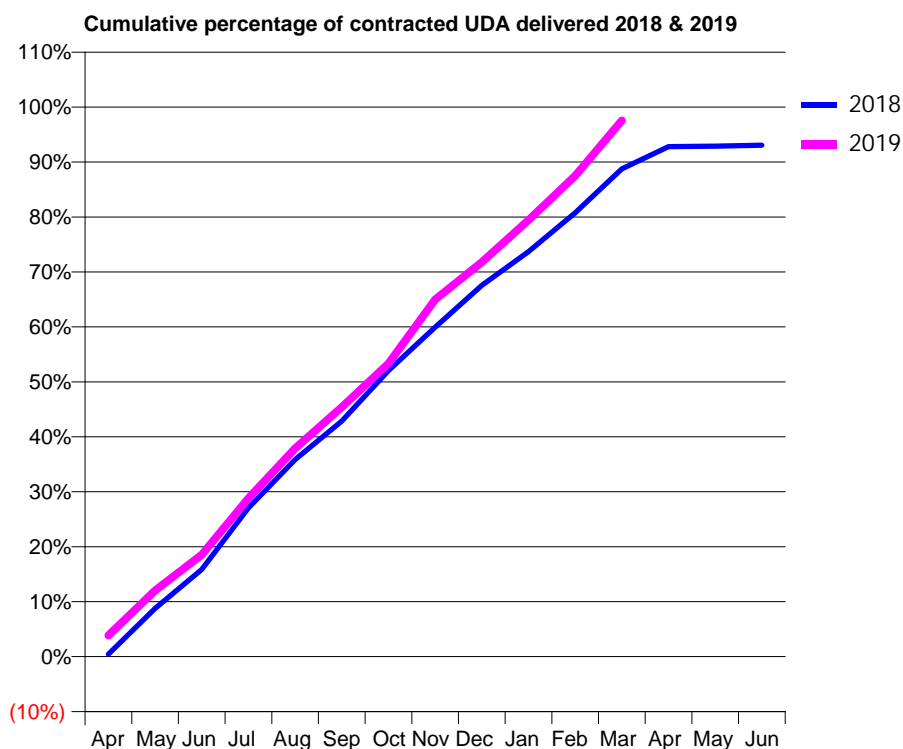
18/19 Contracted general activity (UDA)	16,000
Carry forward general activity (UDA)	0
18/19 Contracted orthodontic activity (UOA)	0
Carry forward orthodontic activity (UOA)	0
Baseline contract value	£353,137.13

ACCESS*

Patients seen in 24 months	Total	Change since previous quarter
Quarter ending March 2018	4,964	
Quarter ending June 2018	4,797	↓
Quarter ending September 2018	4,846	→
Quarter ending December 2018	4,886	→
Quarter ending March 2019	5,078	↑
Variance since March 2018	2.3%	↑



ACTIVITY



Month	Adjusted Scheduled Activity (UDA)	
	2018	2019
April	73	621
May	1,452	1,929
June	2,616	2,968
July	4,465	4,612
August	5,920	6,068
September	7,068	7,261
October	8,590	8,533
November	9,891	10,395
December	11,147	11,484
January	12,159	12,708
February	13,326	13,998
March	14,645	15,608
April	15,308	
May	15,324	
June	15,355	

QUALITY

	Quantity	Base Number	Contract	AT	Region	England
% of FP17s for the same patient ID Re-attending within 3 months - Children	147	1,799	8.2%	11.4%	11.3%	11.8%
% of FP17s for the same patient ID Re-attending within 3 months - Adults	657	4,350	15.1%	16.2%	15.4%	15.7%
% of FP17s for the same patient ID Re-attending between 3 & 9 months - Children	761	1,799	42.3%	55.6%	61.3%	58.9%
% of FP17s for the same patient ID Re-attending between 3 & 9 months - Adults	1,700	4,350	39.1%	48.5%	52.1%	50.8%
% of FP17s for Band 1 Urgent Courses	473	5,893	8.0%	10.1%	9.5%	9.1%
% of FP17s Relating to Free Repair or Replacements	71	5,893	1.2%	0.5%	0.6%	0.8%
% of FP17s Relating to Continuations	47	5,893	0.8%	0.7%	0.8%	0.9%
% of Patients satisfied with the dentistry they have received	1	2	N/A	90.9%	92.4%	92.5%
% of Patients satisfied with the time they had to wait for an appointment	2	2	N/A	86.2%	86.3%	87.0%

* This is based on patients treated on this contract for their most recent course of treatment. Figures in italics indicate the base number of FP17s or Patient Questionnaire responses are less than 100. N/A is shown where the base number of responses is less than 10 during the period. % is calculated as Quantity/Base number*100

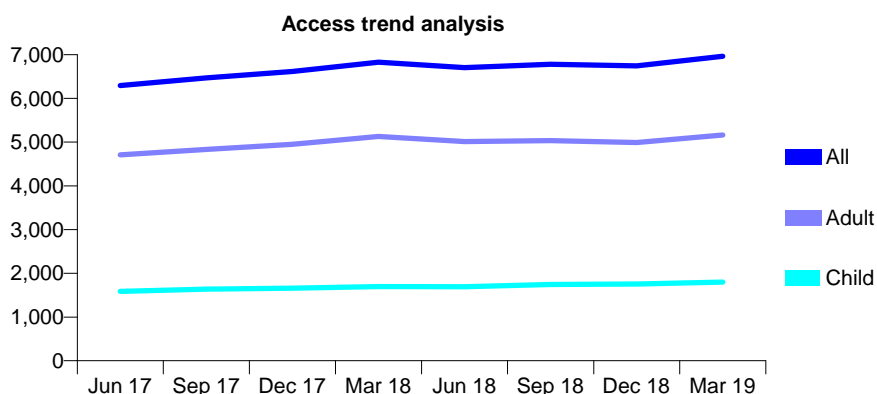
Q67 - Vital Signs At a Glance Contract Report for 829285/0005 - March 2019

Name or company name	MRS CO ADELOYE
Contract type name	GDS Contract
Purpose of contract	General
Contract start date	01/06/2008
Contract end date	

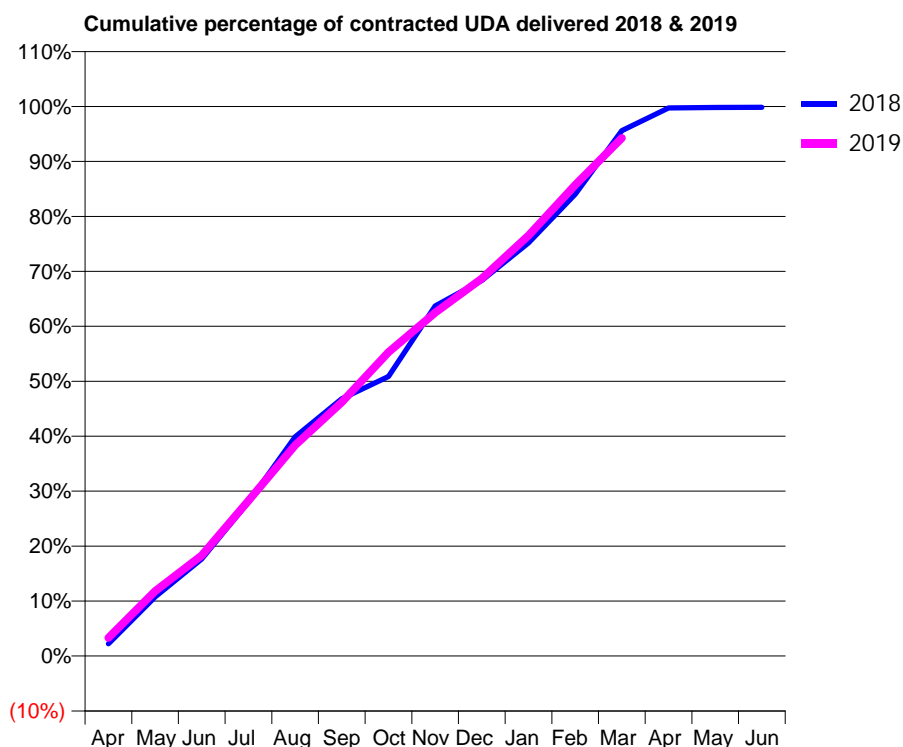
18/19 Contracted general activity (UDA)	18,000
Carry forward general activity (UDA)	29
18/19 Contracted orthodontic activity (UOA)	0
Carry forward orthodontic activity (UOA)	0
Baseline contract value	£439,670.92

ACCESS*

Patients seen in 24 months	Total	Change since previous quarter
Quarter ending March 2018	6,827	
Quarter ending June 2018	6,703	↓
Quarter ending September 2018	6,779	→
Quarter ending December 2018	6,745	→
Quarter ending March 2019	6,962	↑
Variance since March 2018	2.0%	→



ACTIVITY



Month	Adjusted Scheduled Activity (UDA)	
	2018	2019
April	406	596
May	1,938	2,125
June	3,178	3,297
July	5,048	5,087
August	7,180	6,908
September	8,428	8,309
October	9,155	9,952
November	11,468	11,246
December	12,298	12,363
January	13,534	13,774
February	15,125	15,430
March	17,209	16,962
April	17,950	
May	17,970	
June	17,971	

QUALITY

	Quantity	Base Number	Contract	AT	Region	England
% of FP17s for the same patient ID Re-attending within 3 months - Children	102	2,052	5.0%	11.4%	11.3%	11.8%
% of FP17s for the same patient ID Re-attending within 3 months - Adults	1,038	5,899	17.6%	16.2%	15.4%	15.7%
% of FP17s for the same patient ID Re-attending between 3 & 9 months - Children	760	2,052	37.0%	55.6%	61.3%	58.9%
% of FP17s for the same patient ID Re-attending between 3 & 9 months - Adults	1,934	5,899	32.8%	48.5%	52.1%	50.8%
% of FP17s for Band 1 Urgent Courses	937	7,590	12.3%	10.1%	9.5%	9.1%
% of FP17s Relating to Free Repair or Replacements	249	7,590	3.3%	0.5%	0.6%	0.8%
% of FP17s Relating to Continuations	39	7,590	0.5%	0.7%	0.8%	0.9%
% of Patients satisfied with the dentistry they have received	1	2	N/A	90.9%	92.4%	92.5%
% of Patients satisfied with the time they had to wait for an appointment	1	2	N/A	86.2%	86.3%	87.0%

* This is based on patients treated on this contract for their most recent course of treatment. Figures in italics indicate the base number of FP17s or Patient Questionnaire responses are less than 100. N/A is shown where the base number of responses is less than 10 during the period. % is calculated as Quantity/Base number*100

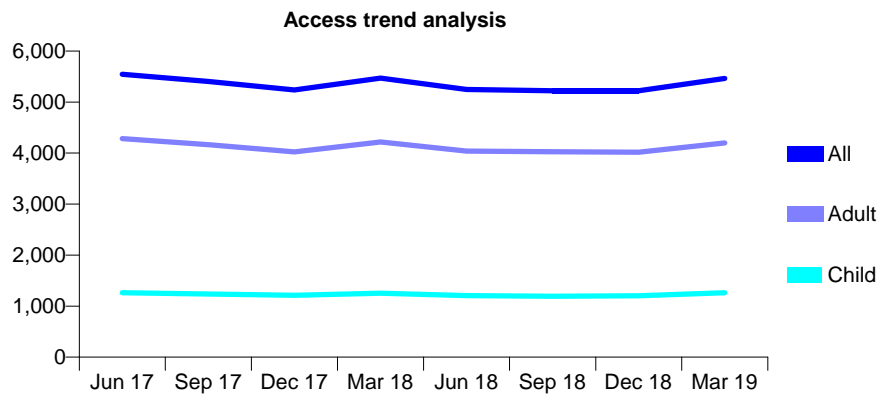
Q67 - Vital Signs At a Glance Contract Report for 844292/0001 - March 2019

Name or company name	Mr Vikas Patel
Contract type name	GDS Contract
Purpose of contract	General
Contract start date	01/04/2006
Contract end date	

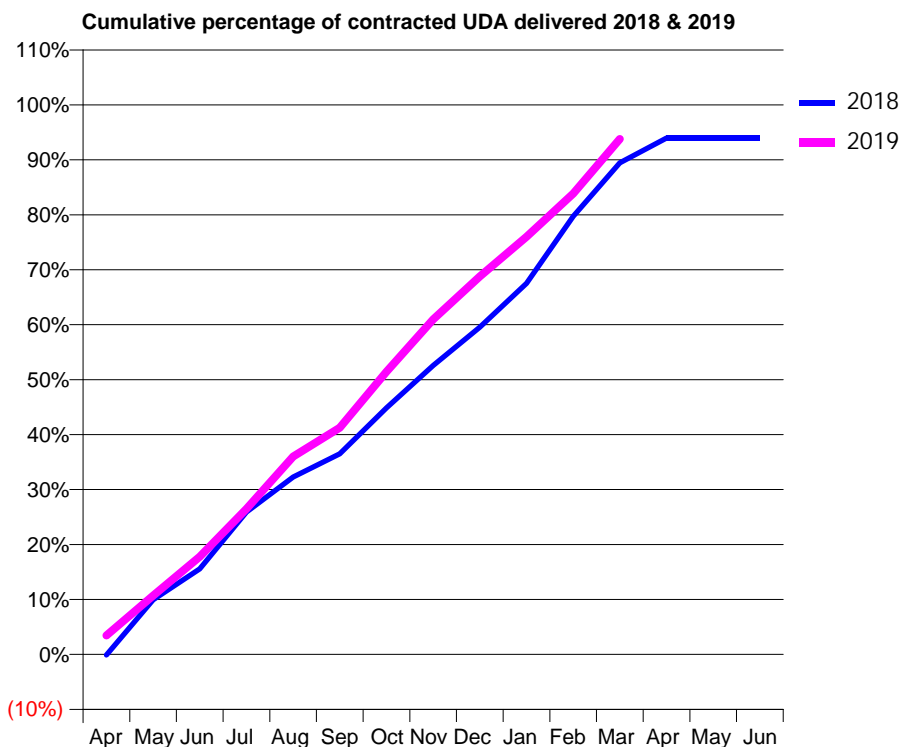
18/19 Contracted general activity (UDA)	15,454
Carry forward general activity (UDA)	0
18/19 Contracted orthodontic activity (UOA)	0
Carry forward orthodontic activity (UOA)	0
Baseline contract value	£392,847.93

ACCESS*

Patients seen in 24 months	Total	Change since previous quarter
Quarter ending March 2018	5,470	
Quarter ending June 2018	5,245	↓
Quarter ending September 2018	5,222	→
Quarter ending December 2018	5,221	→
Quarter ending March 2019	5,464	↑
Variance since March 2018	(0.1%)	→



ACTIVITY



Month	Adjusted Scheduled Activity (UDA)	
	2018	2019
April	-19	535
May	1,534	1,655
June	2,406	2,748
July	4,004	4,093
August	4,989	5,568
September	5,641	6,376
October	6,933	7,952
November	8,125	9,424
December	9,202	10,628
January	10,433	11,745
February	12,320	12,958
March	13,820	14,492
April	14,519	
May	14,521	
June	14,518	

QUALITY

	Quantity	Base Number	Contract	AT	Region	England
% of FP17s for the same patient ID Re-attending within 3 months - Children	191	1,885	10.1%	11.4%	11.3%	11.8%
% of FP17s for the same patient ID Re-attending within 3 months - Adults	802	5,545	14.5%	16.2%	15.4%	15.7%
% of FP17s for the same patient ID Re-attending between 3 & 9 months - Children	1,108	1,885	58.8%	55.6%	61.3%	58.9%
% of FP17s for the same patient ID Re-attending between 3 & 9 months - Adults	2,773	5,545	50.0%	48.5%	52.1%	50.8%
% of FP17s for Band 1 Urgent Courses	870	7,153	12.2%	10.1%	9.5%	9.1%
% of FP17s Relating to Free Repair or Replacements	56	7,153	0.8%	0.5%	0.6%	0.8%
% of FP17s Relating to Continuations	34	7,153	0.5%	0.7%	0.8%	0.9%
% of Patients satisfied with the dentistry they have received	0	0	N/A	90.9%	92.4%	92.5%
% of Patients satisfied with the time they had to wait for an appointment	0	0	N/A	86.2%	86.3%	87.0%

* This is based on patients treated on this contract for their most recent course of treatment. Figures in italics indicate the base number of FP17s or Patient Questionnaire responses are less than 100. N/A is shown where the base number of responses is less than 10 during the period. % is calculated as Quantity/Base number*100

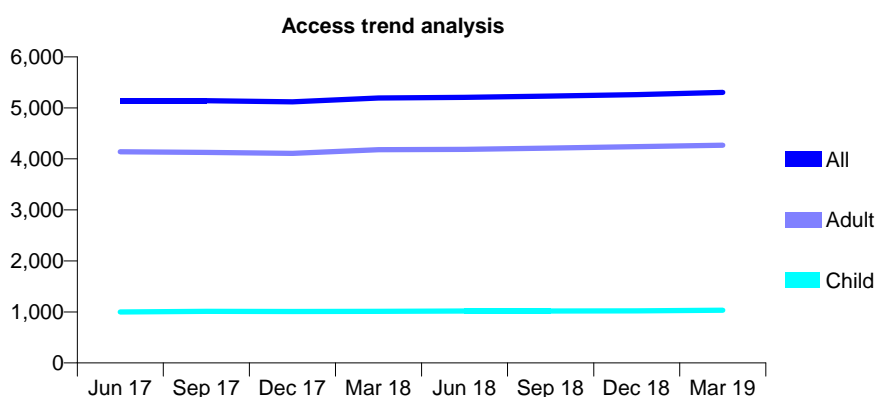
Q67 - Vital Signs At a Glance Contract Report for 847259/0001 - March 2019

Name or company name	MR GT HAMILL
Contract type name	GDS Contract
Purpose of contract	General
Contract start date	01/04/2006
Contract end date	

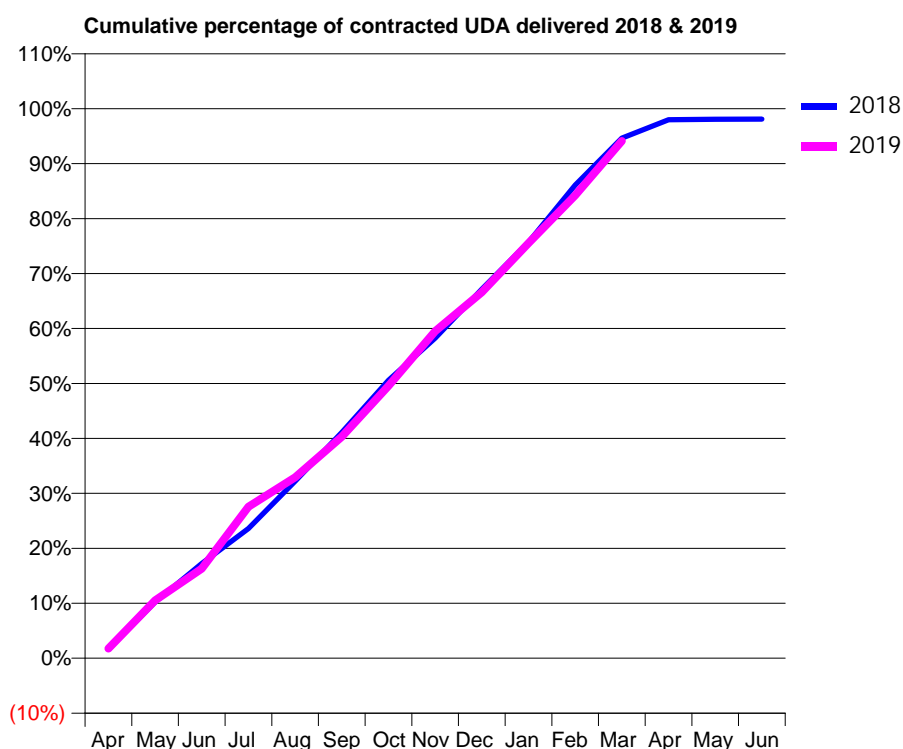
18/19 Contracted general activity (UDA)	18,400
Carry forward general activity (UDA)	349
18/19 Contracted orthodontic activity (UOA)	0
Carry forward orthodontic activity (UOA)	0
Baseline contract value	£420,564.80

ACCESS*

Patients seen in 24 months	Total	Change since previous quarter
Quarter ending March 2018	5,194	
Quarter ending June 2018	5,207	→
Quarter ending September 2018	5,231	→
Quarter ending December 2018	5,259	→
Quarter ending March 2019	5,304	→
Variance since March 2018	2.1%	↑



ACTIVITY



Month	2018	2019
April	306	323
May	1,884	1,937
June	3,173	2,997
July	4,343	5,072
August	5,931	6,055
September	7,558	7,416
October	9,304	9,117
November	10,717	10,949
December	12,352	12,256
January	13,929	13,898
February	15,842	15,501
March	17,413	17,311
April	18,029	
May	18,047	
June	18,050	

QUALITY

	Quantity	Base Number	Contract	AT	Region	England
% of FP17s for the same patient ID Re-attending within 3 months - Children	119	1,767	6.7%	11.4%	11.3%	11.8%
% of FP17s for the same patient ID Re-attending within 3 months - Adults	903	6,921	13.0%	16.2%	15.4%	15.7%
% of FP17s for the same patient ID Re-attending between 3 & 9 months - Children	1,279	1,767	72.4%	55.6%	61.3%	58.9%
% of FP17s for the same patient ID Re-attending between 3 & 9 months - Adults	4,377	6,921	63.2%	48.5%	52.1%	50.8%
% of FP17s for Band 1 Urgent Courses	409	8,409	4.9%	10.1%	9.5%	9.1%
% of FP17s Relating to Free Repair or Replacements	160	8,409	1.9%	0.5%	0.6%	0.8%
% of FP17s Relating to Continuations	160	8,409	1.9%	0.7%	0.8%	0.9%
% of Patients satisfied with the dentistry they have received	3	4	N/A	90.9%	92.4%	92.5%
% of Patients satisfied with the time they had to wait for an appointment	2	4	N/A	86.2%	86.3%	87.0%

* This is based on patients treated on this contract for their most recent course of treatment.

Figures in italics indicate the base number of FP17s or Patient Questionnaire responses are less than 100. N/A is shown where the base number of responses is less than 10 during the period. % is calculated as Quantity/Base number*100

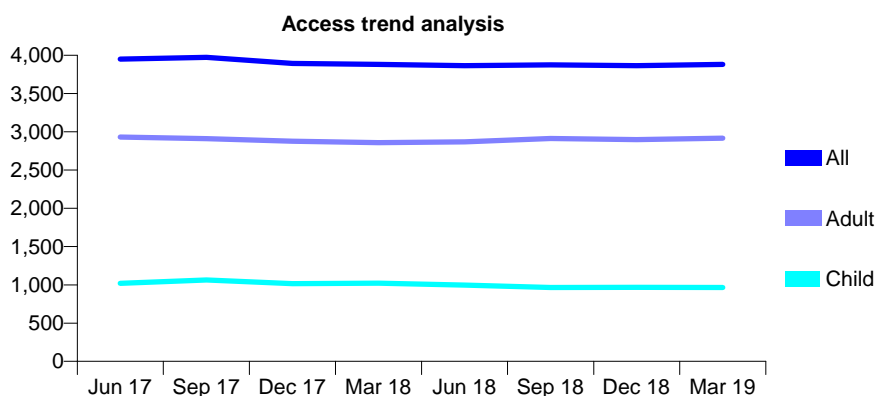
Q67 - Vital Signs At a Glance Contract Report for 848220/0001 - March 2019

Name or company name	MS M RAMZANI
Contract type name	GDS Contract
Purpose of contract	General
Contract start date	01/04/2006
Contract end date	

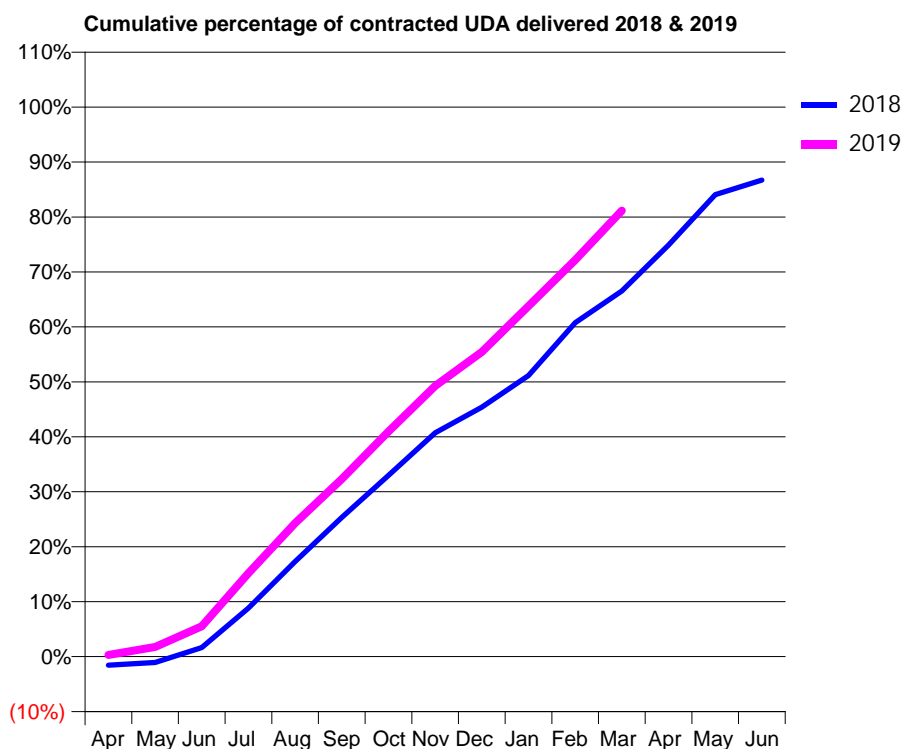
18/19 Contracted general activity (UDA)	17,760
Carry forward general activity (UDA)	0
18/19 Contracted orthodontic activity (UOA)	0
Carry forward orthodontic activity (UOA)	0
Baseline contract value	£451,462.88

ACCESS*

Patients seen in 24 months	Total	Change since previous quarter
Quarter ending March 2018	3,881	
Quarter ending June 2018	3,864	→
Quarter ending September 2018	3,876	→
Quarter ending December 2018	3,864	→
Quarter ending March 2019	3,881	→
Variance since March 2018	0.0%	→



ACTIVITY



Month	Adjusted Scheduled Activity (UDA)	
	2018	2019
April	-284	55
May	-193	313
June	295	981
July	1,571	2,696
August	3,076	4,314
September	4,497	5,737
October	5,859	7,271
November	7,234	8,749
December	8,062	9,846
January	9,085	11,330
February	10,791	12,821
March	11,816	14,409
April	13,300	
May	14,925	
June	15,400	

QUALITY

	Quantity	Base Number	Contract	AT	Region	England
% of FP17s for the same patient ID Re-attending within 3 months - Children	236	1,517	15.6%	11.4%	11.3%	11.8%
% of FP17s for the same patient ID Re-attending within 3 months - Adults	670	3,846	17.4%	16.2%	15.4%	15.7%
% of FP17s for the same patient ID Re-attending between 3 & 9 months - Children	722	1,517	47.6%	55.6%	61.3%	58.9%
% of FP17s for the same patient ID Re-attending between 3 & 9 months - Adults	1,642	3,846	42.7%	48.5%	52.1%	50.8%
% of FP17s for Band 1 Urgent Courses	463	4,334	10.7%	10.1%	9.5%	9.1%
% of FP17s Relating to Free Repair or Replacements	89	4,334	2.1%	0.5%	0.6%	0.8%
% of FP17s Relating to Continuations	13	4,334	0.3%	0.7%	0.8%	0.9%
% of Patients satisfied with the dentistry they have received	3	3	N/A	90.9%	92.4%	92.5%
% of Patients satisfied with the time they had to wait for an appointment	3	3	N/A	86.2%	86.3%	87.0%

* This is based on patients treated on this contract for their most recent course of treatment. Figures in italics indicate the base number of FP17s or Patient Questionnaire responses are less than 100. N/A is shown where the base number of responses is less than 10 during the period. % is calculated as Quantity/Base number*100

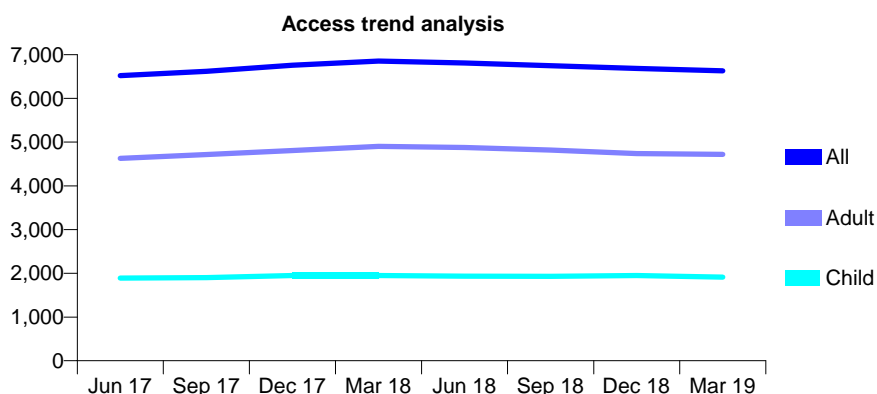
Q67 - Vital Signs At a Glance Contract Report for 855405/0001 - March 2019

Name or company name	Majid Vahid and Seyed Bijan Mortazavi
Contract type name	GDS Contract
Purpose of contract	General
Contract start date	01/02/2007
Contract end date	

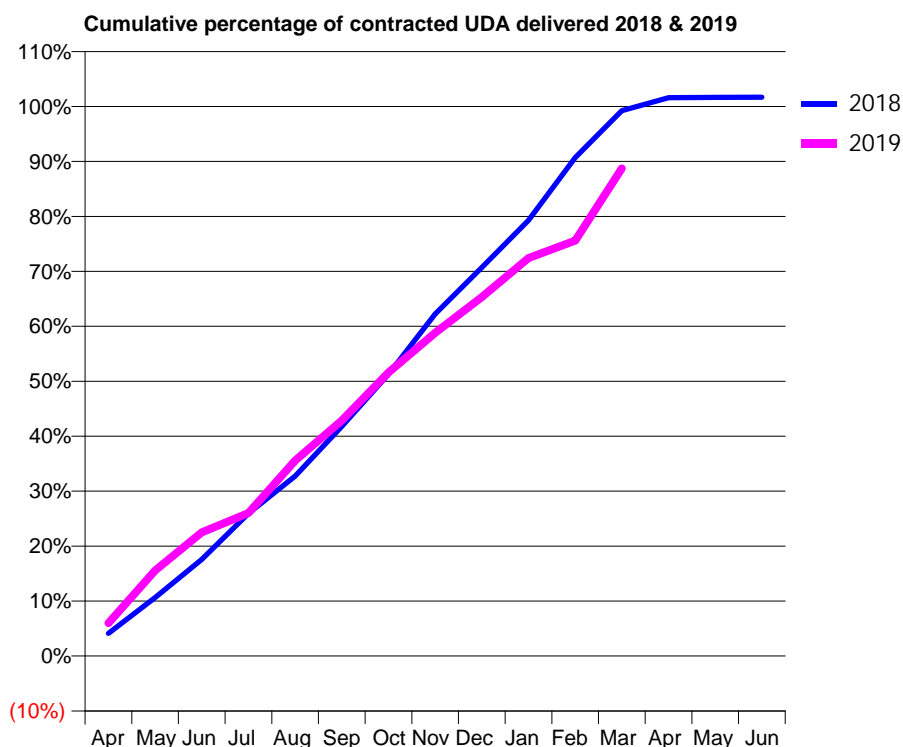
18/19 Contracted general activity (UDA)	17,664
Carry forward general activity (UDA)	0
18/19 Contracted orthodontic activity (UOA)	0
Carry forward orthodontic activity (UOA)	0
Baseline contract value	£444,196.94

ACCESS*

Patients seen in 24 months	Total	Change since previous quarter
Quarter ending March 2018	6,853	
Quarter ending June 2018	6,810	→
Quarter ending September 2018	6,747	→
Quarter ending December 2018	6,684	→
Quarter ending March 2019	6,630	→
Variance since March 2018	(3.3%)	↓



ACTIVITY



Month	Adjusted Scheduled Activity (UDA)	
	2018	2019
April	727	1,056
May	1,878	2,751
June	3,107	3,975
July	4,582	4,596
August	5,784	6,287
September	7,381	7,566
October	9,054	9,113
November	10,996	10,387
December	12,488	11,538
January	14,004	12,790
February	16,019	13,349
March	17,528	15,668
April	17,945	
May	17,955	
June	17,958	

QUALITY

	Quantity	Base Number	Contract	AT	Region	England
% of FP17s for the same patient ID Re-attending within 3 months - Children	149	2,448	6.1%	11.4%	11.3%	11.8%
% of FP17s for the same patient ID Re-attending within 3 months - Adults	905	5,919	15.3%	16.2%	15.4%	15.7%
% of FP17s for the same patient ID Re-attending between 3 & 9 months - Children	1,482	2,448	60.5%	55.6%	61.3%	58.9%
% of FP17s for the same patient ID Re-attending between 3 & 9 months - Adults	3,248	5,919	54.9%	48.5%	52.1%	50.8%
% of FP17s for Band 1 Urgent Courses	1,084	8,101	13.4%	10.1%	9.5%	9.1%
% of FP17s Relating to Free Repair or Replacements	1	8,101	0.0%	0.5%	0.6%	0.8%
% of FP17s Relating to Continuations	12	8,101	0.1%	0.7%	0.8%	0.9%
% of Patients satisfied with the dentistry they have received	5	5	N/A	90.9%	92.4%	92.5%
% of Patients satisfied with the time they had to wait for an appointment	4	5	N/A	86.2%	86.3%	87.0%

* This is based on patients treated on this contract for their most recent course of treatment. Figures in italics indicate the base number of FP17s or Patient Questionnaire responses are less than 100. N/A is shown where the base number of responses is less than 10 during the period. % is calculated as Quantity/Base number*100

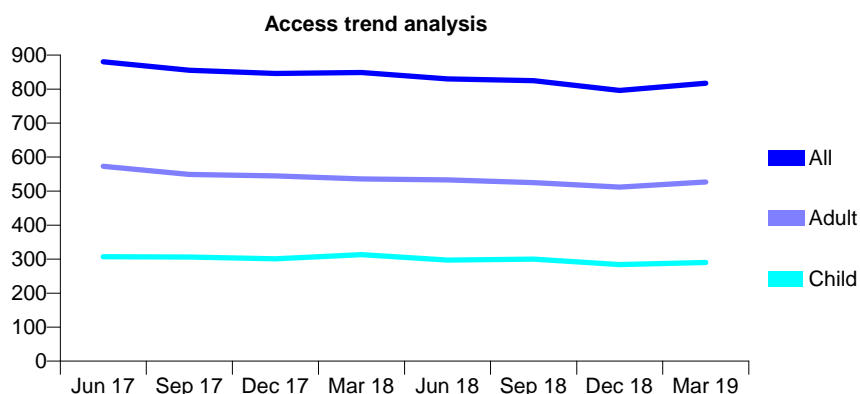
Q67 - Vital Signs At a Glance Contract Report for 859745/0001 - March 2019

Name or company name	MRS TO ILORI
Contract type name	GDS Contract
Purpose of contract	General
Contract start date	13/10/2014
Contract end date	

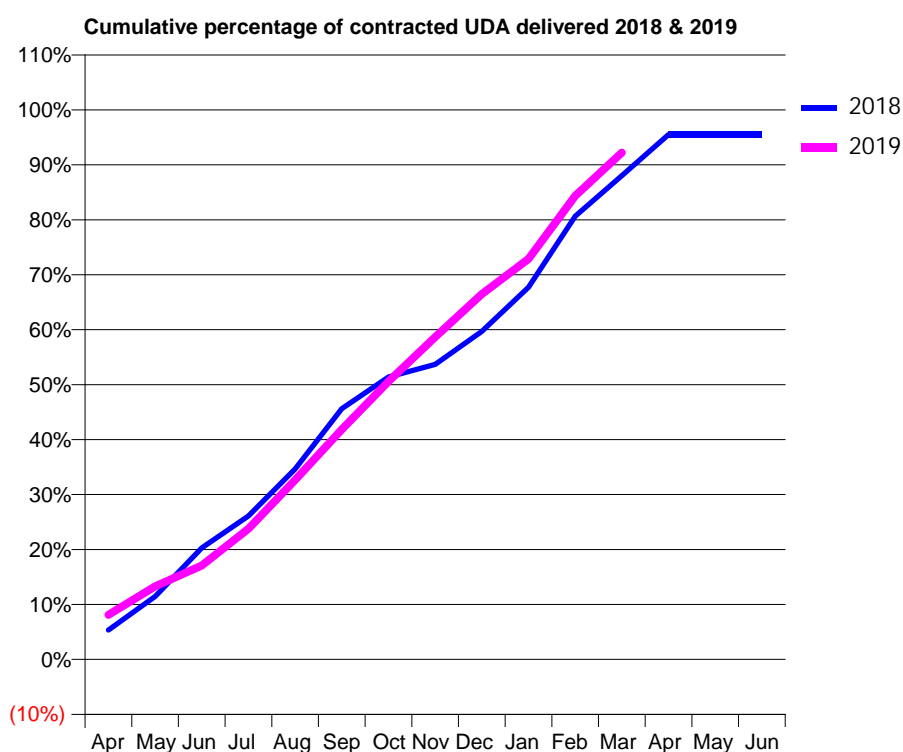
18/19 Contracted general activity (UDA)	2,003
Carry forward general activity (UDA)	0
18/19 Contracted orthodontic activity (UOA)	0
Carry forward orthodontic activity (UOA)	0
Baseline contract value	£51,676.72

ACCESS*

Patients seen in 24 months	Total	Change since previous quarter
Quarter ending March 2018	849	
Quarter ending June 2018	830	↓
Quarter ending September 2018	825	→
Quarter ending December 2018	796	↓
Quarter ending March 2019	817	↑
Variance since March 2018	(3.8%)	↓



ACTIVITY



Month	Adjusted Scheduled Activity (UDA)	
	2018	2019
April	107	162
May	230	266
June	407	343
July	523	476
August	694	654
September	914	838
October	1,029	1,013
November	1,075	1,175
December	1,196	1,332
January	1,356	1,460
February	1,615	1,689
March	1,763	1,847
April	1,913	
May	1,913	
June	1,913	

QUALITY

	Quantity	Base Number	Contract	AT	Region	England
% of FP17s for the same patient ID Re-attending within 3 months - Children	16	326	4.9%	11.4%	11.3%	11.8%
% of FP17s for the same patient ID Re-attending within 3 months - Adults	89	643	13.8%	16.2%	15.4%	15.7%
% of FP17s for the same patient ID Re-attending between 3 & 9 months - Children	79	326	24.2%	55.6%	61.3%	58.9%
% of FP17s for the same patient ID Re-attending between 3 & 9 months - Adults	211	643	32.8%	48.5%	52.1%	50.8%
% of FP17s for Band 1 Urgent Courses	85	922	9.2%	10.1%	9.5%	9.1%
% of FP17s Relating to Free Repair or Replacements	5	922	0.5%	0.5%	0.6%	0.8%
% of FP17s Relating to Continuations	6	922	0.7%	0.7%	0.8%	0.9%
% of Patients satisfied with the dentistry they have received	0	0	N/A	90.9%	92.4%	92.5%
% of Patients satisfied with the time they had to wait for an appointment	0	0	N/A	86.2%	86.3%	87.0%

* This is based on patients treated on this contract for their most recent course of treatment. Figures in italics indicate the base number of FP17s or Patient Questionnaire responses are less than 100. N/A is shown where the base number of responses is less than 10 during the period. % is calculated as Quantity/Base number*100

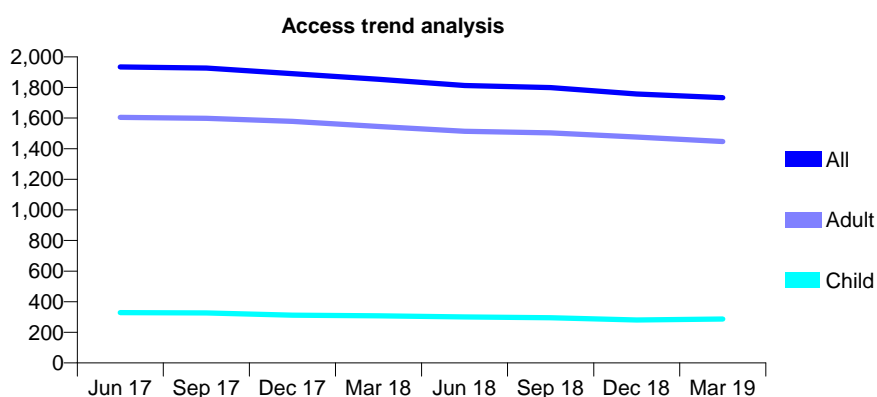
Q67 - Vital Signs At a Glance Contract Report for 912360/0001 - March 2019

Name or company name	MR MP JONES
Contract type name	GDS Contract
Purpose of contract	General
Contract start date	01/04/2006
Contract end date	

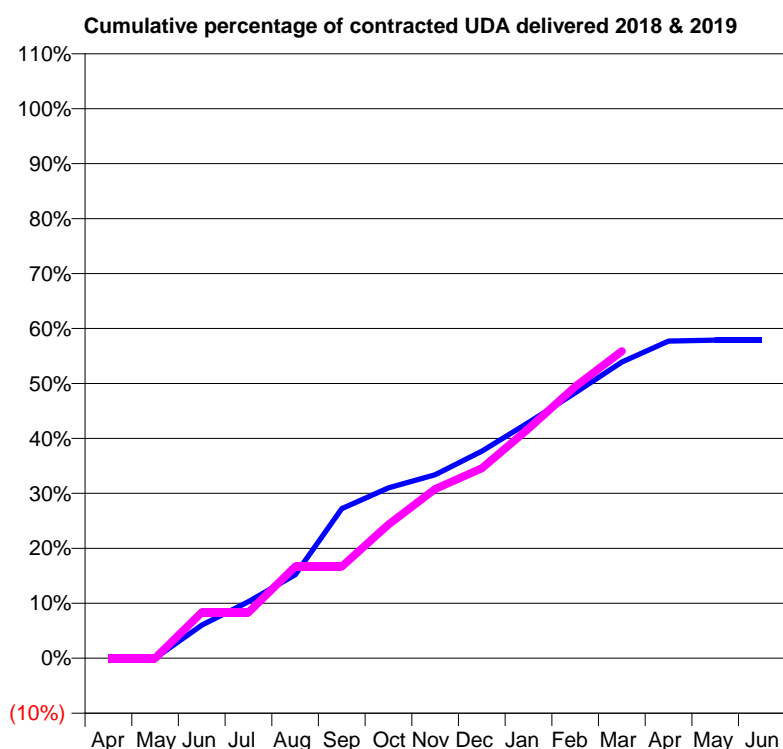
18/19 Contracted general activity (UDA)	6,421
Carry forward general activity (UDA)	0
18/19 Contracted orthodontic activity (UOA)	0
Carry forward orthodontic activity (UOA)	0
Baseline contract value	£146,762.86

ACCESS*

Patients seen in 24 months	Total	Change since previous quarter
Quarter ending March 2018	1,853	
Quarter ending June 2018	1,813	↓
Quarter ending September 2018	1,799	→
Quarter ending December 2018	1,757	↓
Quarter ending March 2019	1,734	↓
Variance since March 2018	(6.4%)	↓



ACTIVITY



Month	2018	2019
April	0	0
May	0	0
June	386	536
July	661	536
August	974	1,071
September	1,748	1,071
October	1,990	1,562
November	2,143	1,978
December	2,420	2,219
January	2,754	2,683
February	3,101	3,175
March	3,459	3,588
April	3,707	
May	3,718	
June	3,718	

QUALITY

	Quantity	Base Number	Contract	AT	Region	England
% of FP17s for the same patient ID Re-attending within 3 months - Children	4	318	1.3%	11.4%	11.3%	11.8%
% of FP17s for the same patient ID Re-attending within 3 months - Adults	60	1,540	3.9%	16.2%	15.4%	15.7%
% of FP17s for the same patient ID Re-attending between 3 & 9 months - Children	69	318	21.7%	55.6%	61.3%	58.9%
% of FP17s for the same patient ID Re-attending between 3 & 9 months - Adults	469	1,540	30.5%	48.5%	52.1%	50.8%
% of FP17s for Band 1 Urgent Courses	15	1,736	0.9%	10.1%	9.5%	9.1%
% of FP17s Relating to Free Repair or Replacements	1	1,736	0.1%	0.5%	0.6%	0.8%
% of FP17s Relating to Continuations	0	1,736	0.0%	0.7%	0.8%	0.9%
% of Patients satisfied with the dentistry they have received	1	1	N/A	90.9%	92.4%	92.5%
% of Patients satisfied with the time they had to wait for an appointment	1	1	N/A	86.2%	86.3%	87.0%

* This is based on patients treated on this contract for their most recent course of treatment.

Figures in italics indicate the base number of FP17s or Patient Questionnaire responses are less than 100. N/A is shown where the base number of responses is less than 10 during the period. % is calculated as Quantity/Base number*100

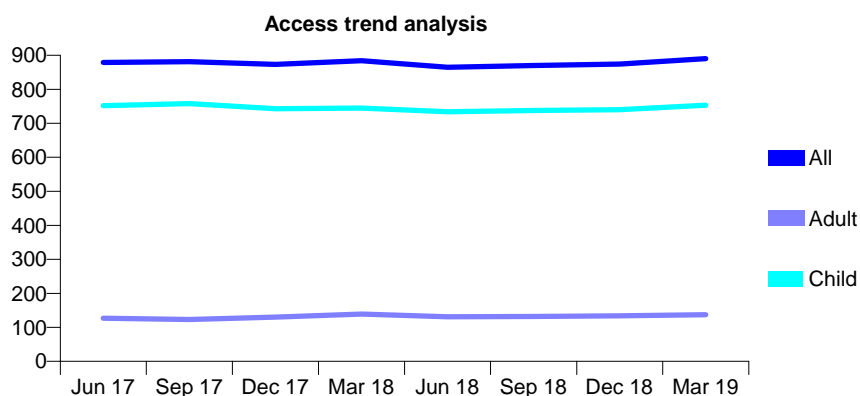
Q67 - Vital Signs At a Glance Contract Report for 913278/0001 - March 2019

Name or company name	MRS LD LUNNESS-BARNES
Contract type name	GDS Contract
Purpose of contract	General
Contract start date	01/04/2006
Contract end date	

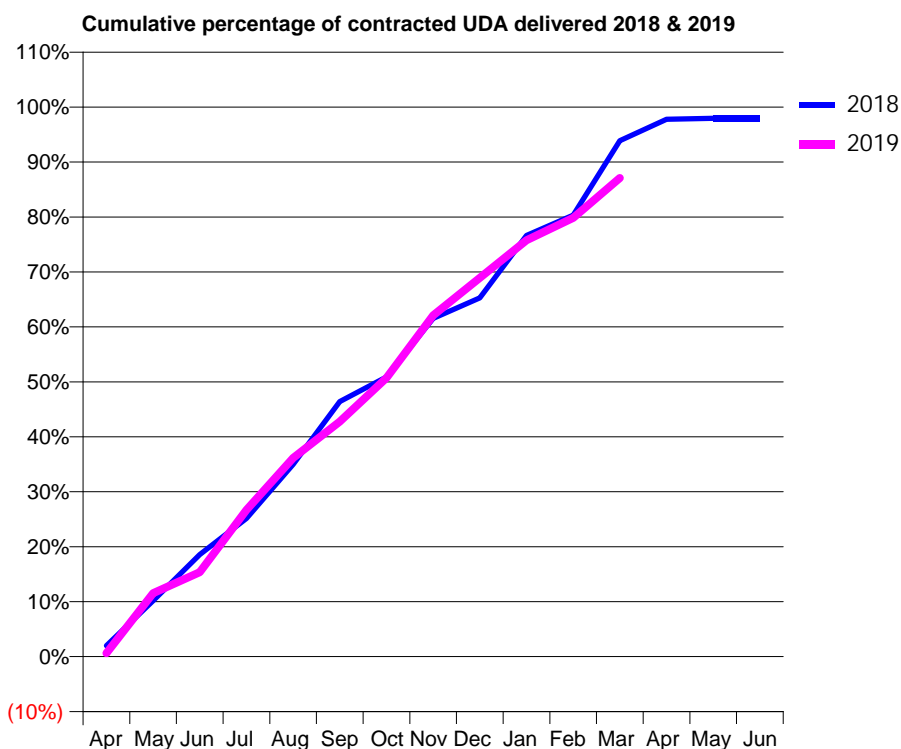
18/19 Contracted general activity (UDA)	1,700
Carry forward general activity (UDA)	34
18/19 Contracted orthodontic activity (UOA)	0
Carry forward orthodontic activity (UOA)	0
Baseline contract value	£43,224.30

ACCESS*

Patients seen in 24 months	Total	Change since previous quarter
Quarter ending March 2018	884	
Quarter ending June 2018	865	↓
Quarter ending September 2018	870	→
Quarter ending December 2018	874	→
Quarter ending March 2019	890	→
Variance since March 2018	0.7%	→



ACTIVITY



Month	Adjusted Scheduled Activity (UDA)	
	2018	2019
April	34	11
May	173	196
June	316	261
July	427	454
August	595	615
September	789	727
October	865	863
November	1,046	1,056
December	1,110	1,171
January	1,303	1,288
February	1,366	1,357
March	1,596	1,480
April	1,662	
May	1,665	
June	1,665	

QUALITY

	Quantity	Base Number	Contract	AT	Region	England
% of FP17s for the same patient ID Re-attending within 3 months - Children	74	1,046	7.1%	11.4%	11.3%	11.8%
% of FP17s for the same patient ID Re-attending within 3 months - Adults	11	110	10.0%	16.2%	15.4%	15.7%
% of FP17s for the same patient ID Re-attending between 3 & 9 months - Children	678	1,046	64.8%	55.6%	61.3%	58.9%
% of FP17s for the same patient ID Re-attending between 3 & 9 months - Adults	61	110	55.5%	48.5%	52.1%	50.8%
% of FP17s for Band 1 Urgent Courses	18	1,100	1.6%	10.1%	9.5%	9.1%
% of FP17s Relating to Free Repair or Replacements	0	1,100	0.0%	0.5%	0.6%	0.8%
% of FP17s Relating to Continuations	0	1,100	0.0%	0.7%	0.8%	0.9%
% of Patients satisfied with the dentistry they have received	0	0	N/A	90.9%	92.4%	92.5%
% of Patients satisfied with the time they had to wait for an appointment	0	0	N/A	86.2%	86.3%	87.0%

* This is based on patients treated on this contract for their most recent course of treatment. Figures in italics indicate the base number of FP17s or Patient Questionnaire responses are less than 100. N/A is shown where the base number of responses is less than 10 during the period. % is calculated as Quantity/Base number*100

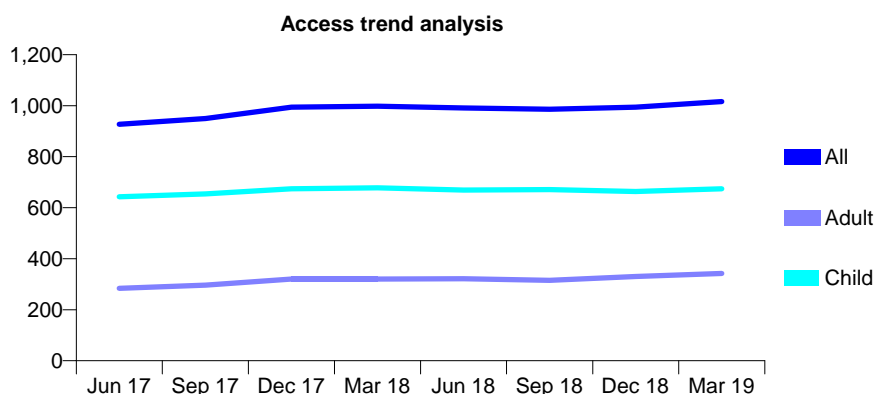
Q67 - Vital Signs At a Glance Contract Report for 913383/0001 - March 2019

Name or company name	MR TJ VAN DIEPEN
Contract type name	GDS Contract
Purpose of contract	General
Contract start date	01/04/2006
Contract end date	

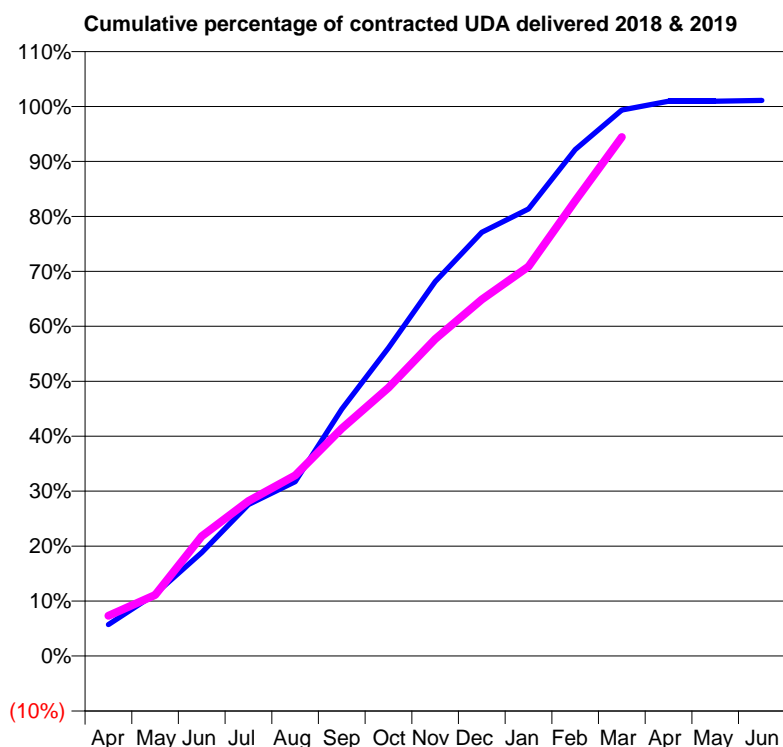
18/19 Contracted general activity (UDA)	2,000
Carry forward general activity (UDA)	0
18/19 Contracted orthodontic activity (UOA)	0
Carry forward orthodontic activity (UOA)	0
Baseline contract value	£50,289.17

ACCESS*

Patients seen in 24 months	Total	Change since previous quarter
Quarter ending March 2018	998	
Quarter ending June 2018	991	→
Quarter ending September 2018	986	→
Quarter ending December 2018	994	→
Quarter ending March 2019	1,016	↑
Variance since March 2018	1.8%	→



ACTIVITY



Month	Adjusted Scheduled Activity (UDA)	
	2018	2019
April	115	147
May	226	222
June	377	436
July	551	564
August	634	657
September	899	828
October	1,122	976
November	1,363	1,154
December	1,542	1,298
January	1,627	1,418
February	1,843	1,657
March	1,987	1,889
April	2,019	
May	2,019	
June	2,022	

QUALITY

	Quantity	Base Number	Contract	AT	Region	England
% of FP17s for the same patient ID Re-attending within 3 months - Children	27	1,045	2.6%	11.4%	11.3%	11.8%
% of FP17s for the same patient ID Re-attending within 3 months - Adults	32	324	9.9%	16.2%	15.4%	15.7%
% of FP17s for the same patient ID Re-attending between 3 & 9 months - Children	708	1,045	67.8%	55.6%	61.3%	58.9%
% of FP17s for the same patient ID Re-attending between 3 & 9 months - Adults	188	324	58.0%	48.5%	52.1%	50.8%
% of FP17s for Band 1 Urgent Courses	4	1,335	0.3%	10.1%	9.5%	9.1%
% of FP17s Relating to Free Repair or Replacements	0	1,335	0.0%	0.5%	0.6%	0.8%
% of FP17s Relating to Continuations	0	1,335	0.0%	0.7%	0.8%	0.9%
% of Patients satisfied with the dentistry they have received	0	0	N/A	90.9%	92.4%	92.5%
% of Patients satisfied with the time they had to wait for an appointment	0	0	N/A	86.2%	86.3%	87.0%

* This is based on patients treated on this contract for their most recent course of treatment. Figures in italics indicate the base number of FP17s or Patient Questionnaire responses are less than 100. N/A is shown where the base number of responses is less than 10 during the period. % is calculated as Quantity/Base number*100

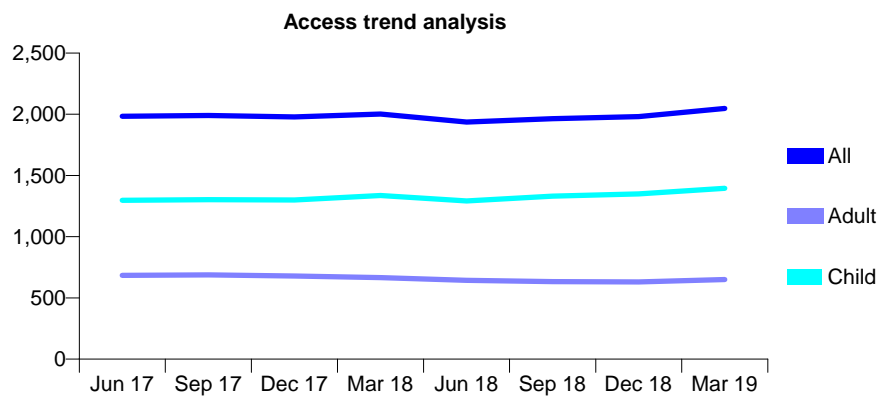
Q67 - Vital Signs At a Glance Contract Report for 913863/0001 - March 2019

Name or company name	MISS SP MEADS
Contract type name	GDS Contract
Purpose of contract	General
Contract start date	01/04/2006
Contract end date	

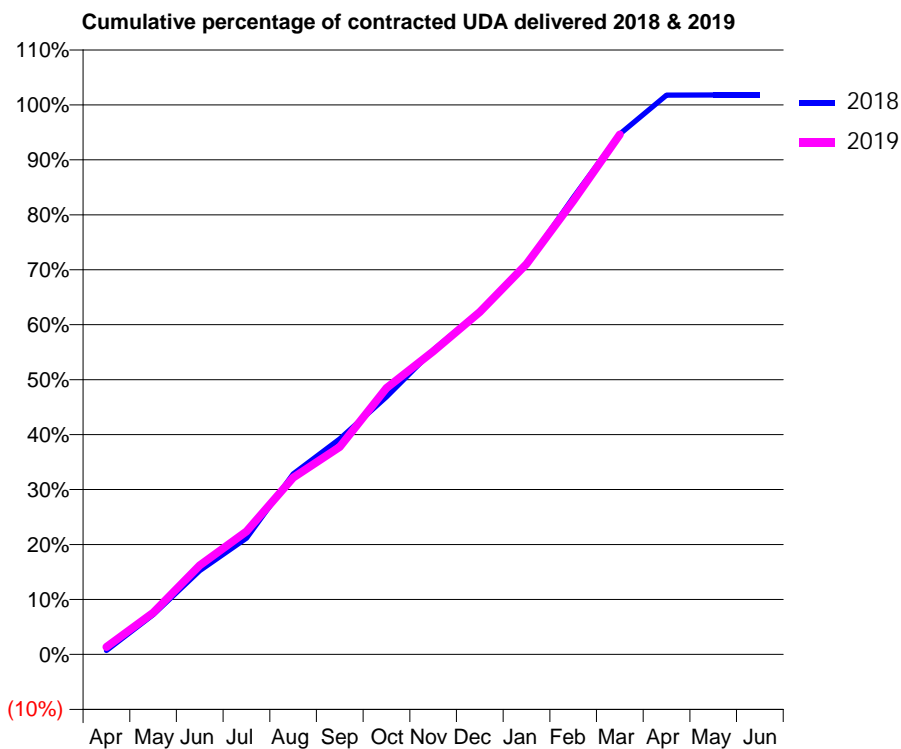
18/19 Contracted general activity (UDA)	5,213
Carry forward general activity (UDA)	0
18/19 Contracted orthodontic activity (UOA)	0
Carry forward orthodontic activity (UOA)	0
Baseline contract value	£132,519.11

ACCESS*

Patients seen in 24 months	Total	Change since previous quarter
Quarter ending March 2018	2,002	
Quarter ending June 2018	1,936	↓
Quarter ending September 2018	1,965	→
Quarter ending December 2018	1,981	→
Quarter ending March 2019	2,047	↑
Variance since March 2018	2.2%	↑



ACTIVITY



Month	Adjusted Scheduled Activity (UDA)	
	2018	2019
April	37	70
May	377	396
June	795	846
July	1,103	1,167
August	1,713	1,677
September	2,045	1,968
October	2,444	2,527
November	2,887	2,874
December	3,254	3,248
January	3,700	3,704
February	4,333	4,301
March	4,935	4,931
April	5,305	
May	5,306	
June	5,306	

QUALITY

	Quantity	Base Number	Contract	AT	Region	England
% of FP17s for the same patient ID Re-attending within 3 months - Children	215	2,010	10.7%	11.4%	11.3%	11.8%
% of FP17s for the same patient ID Re-attending within 3 months - Adults	226	817	27.7%	16.2%	15.4%	15.7%
% of FP17s for the same patient ID Re-attending between 3 & 9 months - Children	1,106	2,010	55.0%	55.6%	61.3%	58.9%
% of FP17s for the same patient ID Re-attending between 3 & 9 months - Adults	324	817	39.7%	48.5%	52.1%	50.8%
% of FP17s for Band 1 Urgent Courses	192	2,655	7.2%	10.1%	9.5%	9.1%
% of FP17s Relating to Free Repair or Replacements	1	2,655	0.0%	0.5%	0.6%	0.8%
% of FP17s Relating to Continuations	0	2,655	0.0%	0.7%	0.8%	0.9%
% of Patients satisfied with the dentistry they have received	0	1	N/A	90.9%	92.4%	92.5%
% of Patients satisfied with the time they had to wait for an appointment	0	1	N/A	86.2%	86.3%	87.0%

* This is based on patients treated on this contract for their most recent course of treatment. Figures in italics indicate the base number of FP17s or Patient Questionnaire responses are less than 100. N/A is shown where the base number of responses is less than 10 during the period. % is calculated as Quantity/Base number*100

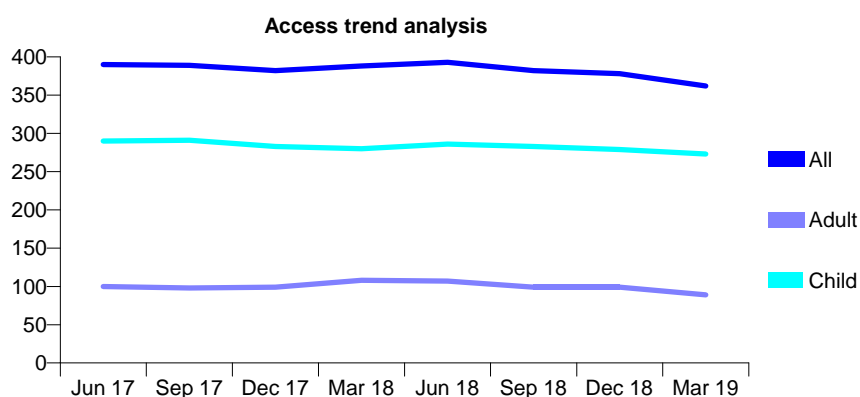
Q67 - Vital Signs At a Glance Contract Report for 914940/0001 - March 2019

Name or company name	MR JL RUPARELIA
Contract type name	GDS Contract
Purpose of contract	General
Contract start date	01/04/2006
Contract end date	

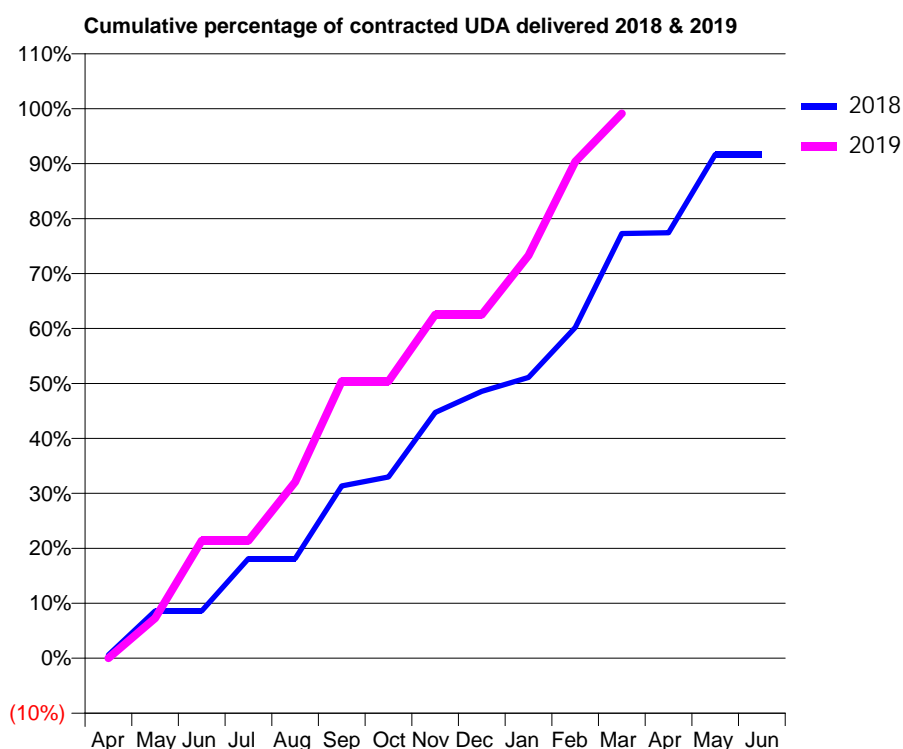
18/19 Contracted general activity (UDA)	618
Carry forward general activity (UDA)	0
18/19 Contracted orthodontic activity (UOA)	0
Carry forward orthodontic activity (UOA)	0
Baseline contract value	£15,539.36

ACCESS*

Patients seen in 24 months	Total	Change since previous quarter
Quarter ending March 2018	388	
Quarter ending June 2018	393	→
Quarter ending September 2018	382	↓
Quarter ending December 2018	378	↓
Quarter ending March 2019	362	↓
Variance since March 2018	(6.7%)	↓



ACTIVITY



Month	Adjusted Scheduled Activity (UDA)	
	2018	2019
April	4	0
May	58	45
June	58	132
July	122	132
August	122	198
September	211	311
October	222	311
November	301	386
December	327	386
January	344	453
February	406	558
March	521	613
April	522	
May	618	
June	618	

QUALITY

	Quantity	Base Number	Contract	AT	Region	England
% of FP17s for the same patient ID Re-attending within 3 months - Children	6	365	1.6%	11.4%	11.3%	11.8%
% of FP17s for the same patient ID Re-attending within 3 months - Adults	2	71	2.8%	16.2%	15.4%	15.7%
% of FP17s for the same patient ID Re-attending between 3 & 9 months - Children	194	365	53.2%	55.6%	61.3%	58.9%
% of FP17s for the same patient ID Re-attending between 3 & 9 months - Adults	24	71	33.8%	48.5%	52.1%	50.8%
% of FP17s for Band 1 Urgent Courses	8	391	2.0%	10.1%	9.5%	9.1%
% of FP17s Relating to Free Repair or Replacements	0	391	0.0%	0.5%	0.6%	0.8%
% of FP17s Relating to Continuations	0	391	0.0%	0.7%	0.8%	0.9%
% of Patients satisfied with the dentistry they have received	0	0	N/A	90.9%	92.4%	92.5%
% of Patients satisfied with the time they had to wait for an appointment	0	0	N/A	86.2%	86.3%	87.0%

* This is based on patients treated on this contract for their most recent course of treatment.

Figures in italics indicate the base number of FP17s or Patient Questionnaire responses are less than 100. N/A is shown where the base number of responses is less than 10 during the period. % is calculated as Quantity/Base number*100

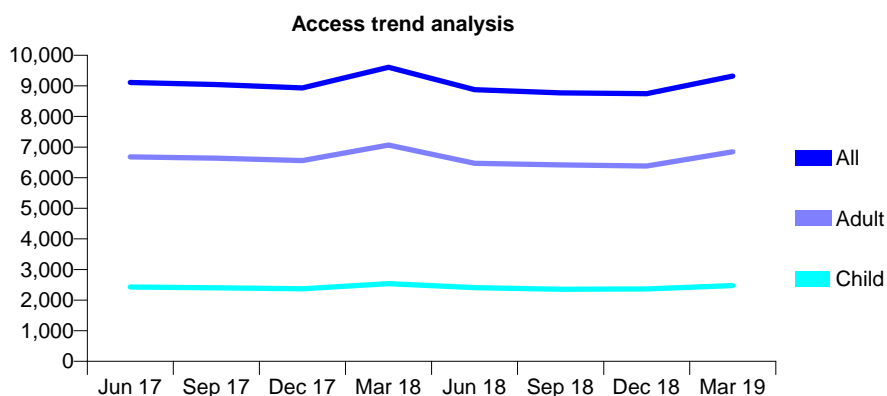
Q67 - Vital Signs At a Glance Contract Report for 915351/0002 - March 2019

Name or company name	MR MD HUGHES
Contract type name	GDS Contract
Purpose of contract	General
Contract start date	01/04/2012
Contract end date	

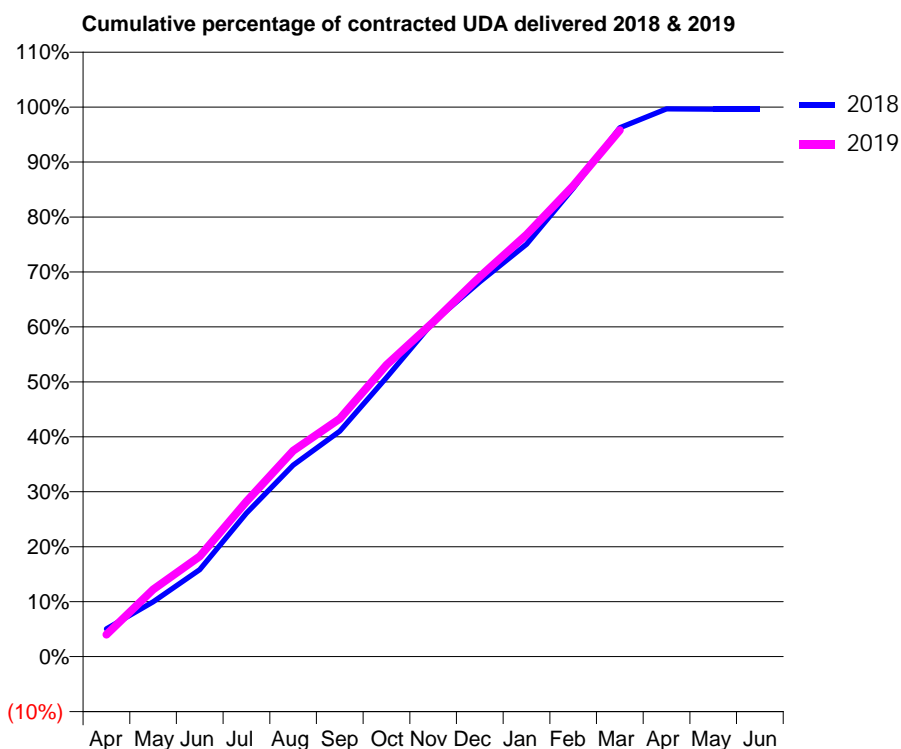
18/19 Contracted general activity (UDA)	31,257
Carry forward general activity (UDA)	120
18/19 Contracted orthodontic activity (UOA)	0
Carry forward orthodontic activity (UOA)	0
Baseline contract value	£794,580.82

ACCESS*

Patients seen in 24 months	Total	Change since previous quarter
Quarter ending March 2018	9,605	
Quarter ending June 2018	8,876	↓
Quarter ending September 2018	8,769	↓
Quarter ending December 2018	8,747	→
Quarter ending March 2019	9,323	↑
Variance since March 2018	(2.9%)	↓



ACTIVITY



Month	Adjusted Scheduled Activity (UDA)	
	2018	2019
April	1,580	1,252
May	3,124	3,817
June	4,951	5,709
July	8,168	8,826
August	10,893	11,704
September	12,820	13,531
October	15,868	16,596
November	19,029	19,024
December	21,316	21,608
January	23,451	24,002
February	26,637	26,784
March	30,079	29,945
April	31,155	
May	31,137	
June	31,137	

QUALITY

	Quantity	Base Number	Contract	AT	Region	England
% of FP17s for the same patient ID Re-attending within 3 months - Children	138	3,108	4.4%	11.4%	11.3%	11.8%
% of FP17s for the same patient ID Re-attending within 3 months - Adults	995	8,243	12.1%	16.2%	15.4%	15.7%
% of FP17s for the same patient ID Re-attending between 3 & 9 months - Children	1,704	3,108	54.8%	55.6%	61.3%	58.9%
% of FP17s for the same patient ID Re-attending between 3 & 9 months - Adults	4,107	8,243	49.8%	48.5%	52.1%	50.8%
% of FP17s for Band 1 Urgent Courses	1,033	11,035	9.4%	10.1%	9.5%	9.1%
% of FP17s Relating to Free Repair or Replacements	58	11,035	0.5%	0.5%	0.6%	0.8%
% of FP17s Relating to Continuations	41	11,035	0.4%	0.7%	0.8%	0.9%
% of Patients satisfied with the dentistry they have received	2	2	N/A	90.9%	92.4%	92.5%
% of Patients satisfied with the time they had to wait for an appointment	2	2	N/A	86.2%	86.3%	87.0%

* This is based on patients treated on this contract for their most recent course of treatment. Figures in italics indicate the base number of FP17s or Patient Questionnaire responses are less than 100. N/A is shown where the base number of responses is less than 10 during the period. % is calculated as Quantity/Base number*100

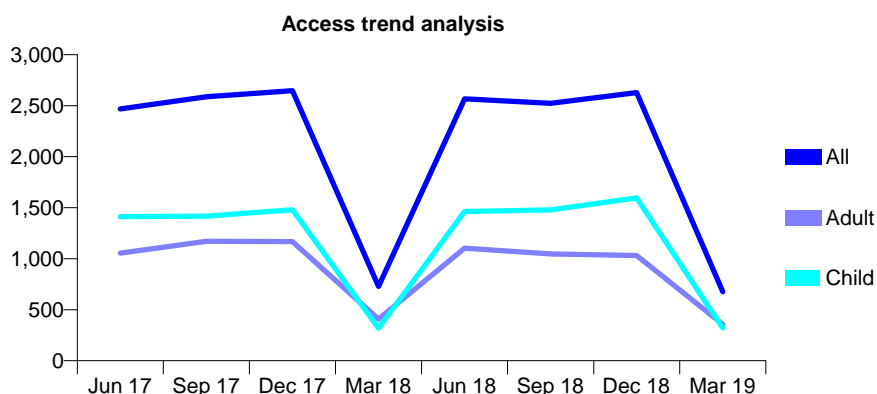
Q67 - Vital Signs At a Glance Contract Report for 915351/0003 - March 2019

Name or company name	MR MD HUGHES
Contract type name	GDS Contract
Purpose of contract	General
Contract start date	01/04/2012
Contract end date	

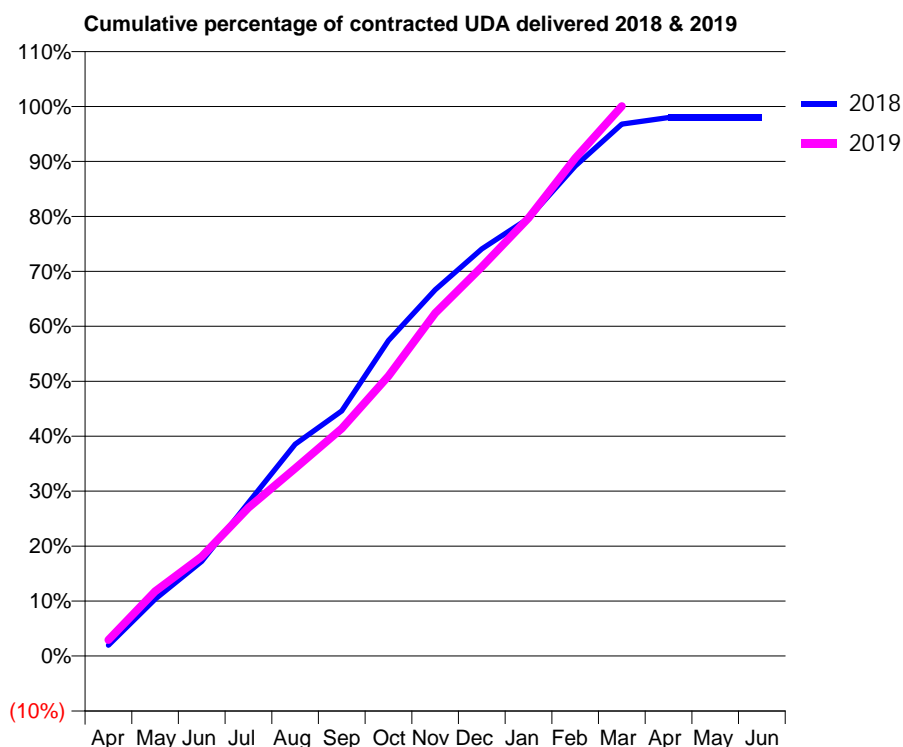
18/19 Contracted general activity (UDA)	8,700
Carry forward general activity (UDA)	175
18/19 Contracted orthodontic activity (UOA)	0
Carry forward orthodontic activity (UOA)	0
Baseline contract value	£509,040.16

ACCESS*

Patients seen in 24 months	Total	Change since previous quarter
Quarter ending March 2018	729	
Quarter ending June 2018	2,567	↑
Quarter ending September 2018	2,524	↓
Quarter ending December 2018	2,628	↑
Quarter ending March 2019	677	↓
Variance since March 2018	(7.1%)	↓



ACTIVITY



Month	Adjusted Scheduled Activity (UDA)	
	2018	2019
April	171	254
May	901	1,026
June	1,499	1,577
July	2,428	2,348
August	3,353	2,971
September	3,882	3,601
October	4,997	4,433
November	5,799	5,428
December	6,444	6,161
January	6,927	6,932
February	7,756	7,880
March	8,420	8,703
April	8,524	
May	8,524	
June	8,524	

QUALITY

	Quantity	Base Number	Contract	AT	Region	England
% of FP17s for the same patient ID Re-attending within 3 months - Children	10	1,979	0.5%	11.4%	11.3%	11.8%
% of FP17s for the same patient ID Re-attending within 3 months - Adults	10	990	1.0%	16.2%	15.4%	15.7%
% of FP17s for the same patient ID Re-attending between 3 & 9 months - Children	6	1,979	0.3%	55.6%	61.3%	58.9%
% of FP17s for the same patient ID Re-attending between 3 & 9 months - Adults	4	990	0.4%	48.5%	52.1%	50.8%
% of FP17s for Band 1 Urgent Courses	0	2,933	0.0%	10.1%	9.5%	9.1%
% of FP17s Relating to Free Repair or Replacements	0	2,933	0.0%	0.5%	0.6%	0.8%
% of FP17s Relating to Continuations	0	2,933	0.0%	0.7%	0.8%	0.9%
% of Patients satisfied with the dentistry they have received	0	0	N/A	90.9%	92.4%	92.5%
% of Patients satisfied with the time they had to wait for an appointment	0	0	N/A	86.2%	86.3%	87.0%

* This is based on patients treated on this contract for their most recent course of treatment. Figures in italics indicate the base number of FP17s or Patient Questionnaire responses are less than 100. N/A is shown where the base number of responses is less than 10 during the period. % is calculated as Quantity/Base number*100

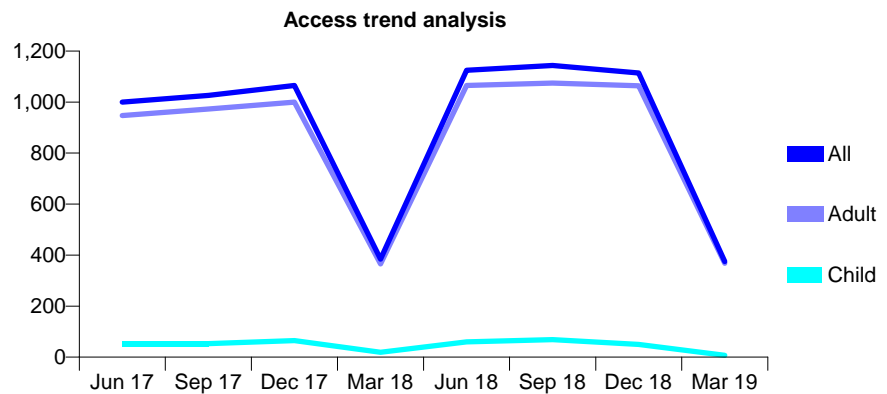
Q67 - Vital Signs At a Glance Contract Report for 915351/0004 - March 2019

Name or company name	MR MD HUGHES
Contract type name	GDS Contract
Purpose of contract	General
Contract start date	01/04/2012
Contract end date	

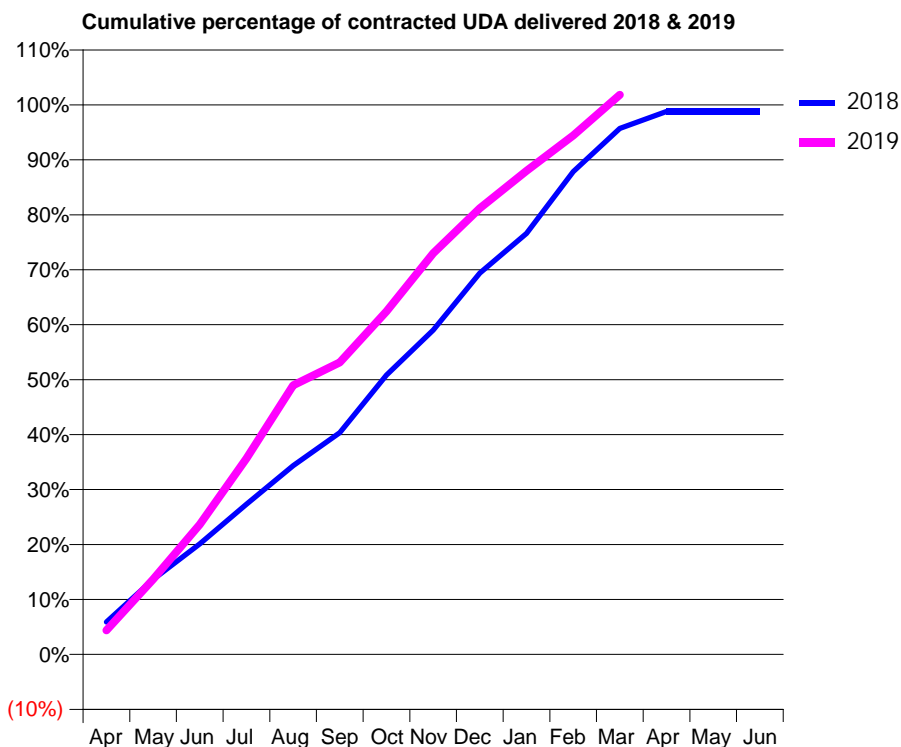
18/19 Contracted general activity (UDA)	3,354
Carry forward general activity (UDA)	40
18/19 Contracted orthodontic activity (UOA)	0
Carry forward orthodontic activity (UOA)	0
Baseline contract value	£255,435.95

ACCESS*

Patients seen in 24 months	Total	Change since previous quarter
Quarter ending March 2018	384	
Quarter ending June 2018	1,125	↑
Quarter ending September 2018	1,144	→
Quarter ending December 2018	1,114	↓
Quarter ending March 2019	375	↓
Variance since March 2018	(2.3%)	↓



ACTIVITY



Month	2018	2019
April	198	147
May	458	459
June	674	793
July	917	1,196
August	1,152	1,642
September	1,353	1,782
October	1,705	2,094
November	1,980	2,449
December	2,327	2,723
January	2,569	2,951
February	2,947	3,167
March	3,210	3,415
April	3,314	
May	3,314	
June	3,314	

QUALITY

	Quantity	Base Number	Contract	AT	Region	England
% of FP17s for the same patient ID Re-attending within 3 months - Children	0	82	0.0%	11.4%	11.3%	11.8%
% of FP17s for the same patient ID Re-attending within 3 months - Adults	3	1,115	0.3%	16.2%	15.4%	15.7%
% of FP17s for the same patient ID Re-attending between 3 & 9 months - Children	0	82	0.0%	55.6%	61.3%	58.9%
% of FP17s for the same patient ID Re-attending between 3 & 9 months - Adults	2	1,115	0.2%	48.5%	52.1%	50.8%
% of FP17s for Band 1 Urgent Courses	0	1,161	0.0%	10.1%	9.5%	9.1%
% of FP17s Relating to Free Repair or Replacements	0	1,161	0.0%	0.5%	0.6%	0.8%
% of FP17s Relating to Continuations	0	1,161	0.0%	0.7%	0.8%	0.9%
% of Patients satisfied with the dentistry they have received	1	1	N/A	90.9%	92.4%	92.5%
% of Patients satisfied with the time they had to wait for an appointment	1	1	N/A	86.2%	86.3%	87.0%

* This is based on patients treated on this contract for their most recent course of treatment. Figures in italics indicate the base number of FP17s or Patient Questionnaire responses are less than 100. N/A is shown where the base number of responses is less than 10 during the period. % is calculated as Quantity/Base number*100

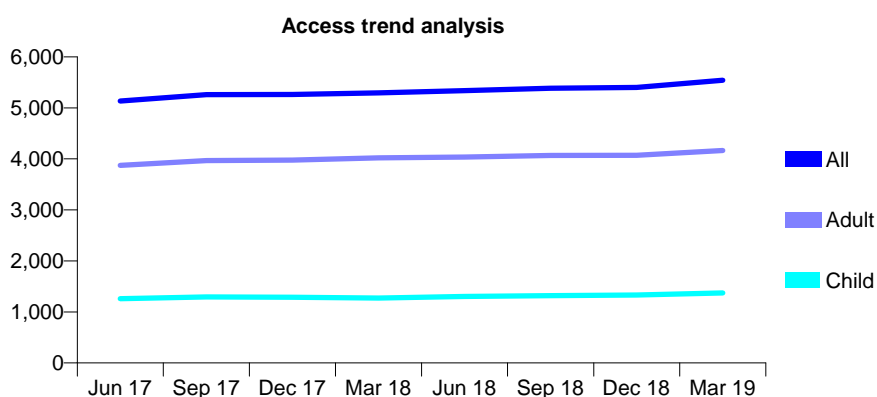
Q67 - Vital Signs At a Glance Contract Report for 915351/0005 - March 2019

Name or company name	Wigmore Dental Practice
Contract type name	GDS Contract
Purpose of contract	General
Contract start date	01/04/2012
Contract end date	

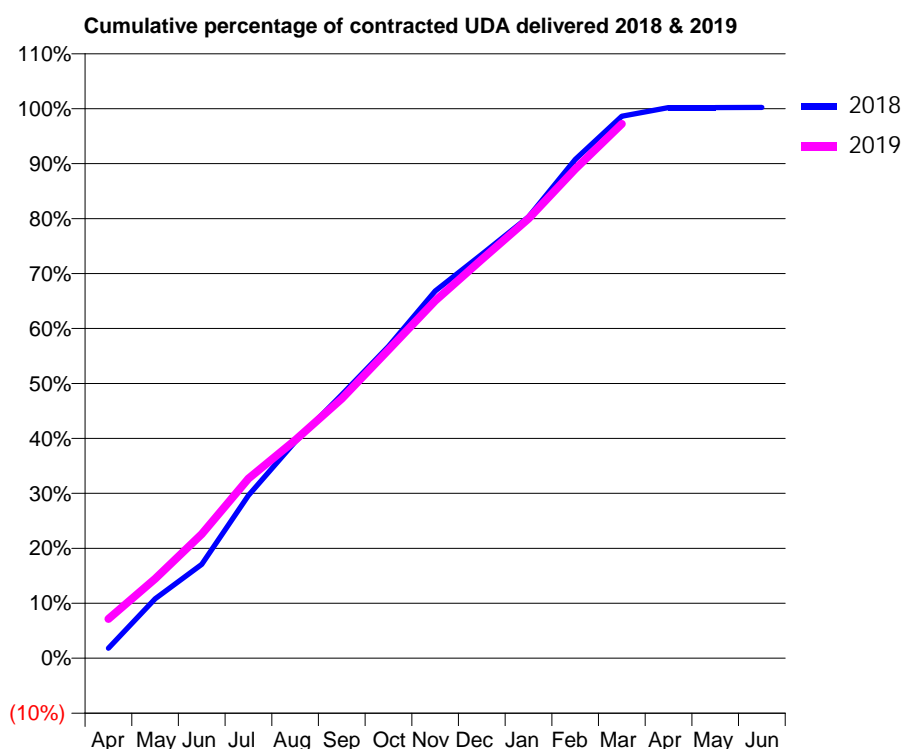
18/19 Contracted general activity (UDA)	15,298
Carry forward general activity (UDA)	0
18/19 Contracted orthodontic activity (UOA)	0
Carry forward orthodontic activity (UOA)	0
Baseline contract value	£388,888.81

ACCESS*

Patients seen in 24 months	Total	Change since previous quarter
Quarter ending March 2018	5,292	
Quarter ending June 2018	5,337	→
Quarter ending September 2018	5,385	→
Quarter ending December 2018	5,401	→
Quarter ending March 2019	5,540	↑
Variance since March 2018	4.7%	↑



ACTIVITY



Month	2018	2019
April	282	1,093
May	1,653	2,211
June	2,617	3,456
July	4,533	5,003
August	6,028	6,071
September	7,335	7,227
October	8,682	8,579
November	10,222	9,953
December	11,244	11,101
January	12,285	12,235
February	13,883	13,618
March	15,090	14,874
April	15,326	
May	15,327	
June	15,330	

QUALITY

	Quantity	Base Number	Contract	AT	Region	England
% of FP17s for the same patient ID Re-attending within 3 months - Children	108	2,117	5.1%	11.4%	11.3%	11.8%
% of FP17s for the same patient ID Re-attending within 3 months - Adults	538	5,987	9.0%	16.2%	15.4%	15.7%
% of FP17s for the same patient ID Re-attending between 3 & 9 months - Children	1,317	2,117	62.2%	55.6%	61.3%	58.9%
% of FP17s for the same patient ID Re-attending between 3 & 9 months - Adults	3,866	5,987	64.6%	48.5%	52.1%	50.8%
% of FP17s for Band 1 Urgent Courses	637	7,945	8.0%	10.1%	9.5%	9.1%
% of FP17s Relating to Free Repair or Replacements	20	7,945	0.3%	0.5%	0.6%	0.8%
% of FP17s Relating to Continuations	4	7,945	0.1%	0.7%	0.8%	0.9%
% of Patients satisfied with the dentistry they have received	5	5	N/A	90.9%	92.4%	92.5%
% of Patients satisfied with the time they had to wait for an appointment	5	5	N/A	86.2%	86.3%	87.0%

* This is based on patients treated on this contract for their most recent course of treatment.

Figures in italics indicate the base number of FP17s or Patient Questionnaire responses are less than 100. N/A is shown where the base number of responses is less than 10 during the period. % is calculated as Quantity/Base number*100

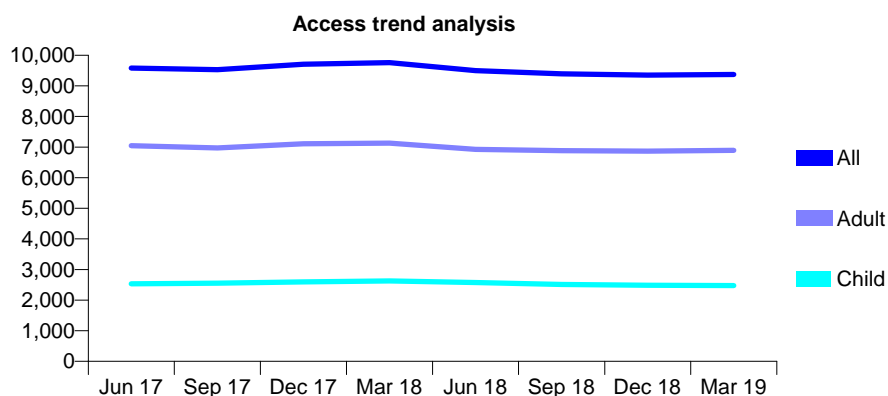
Q67 - Vital Signs At a Glance Contract Report for 915351/0006 - March 2019

Name or company name	Dental Healthcare Practice
Contract type name	GDS Contract
Purpose of contract	General
Contract start date	01/04/2012
Contract end date	

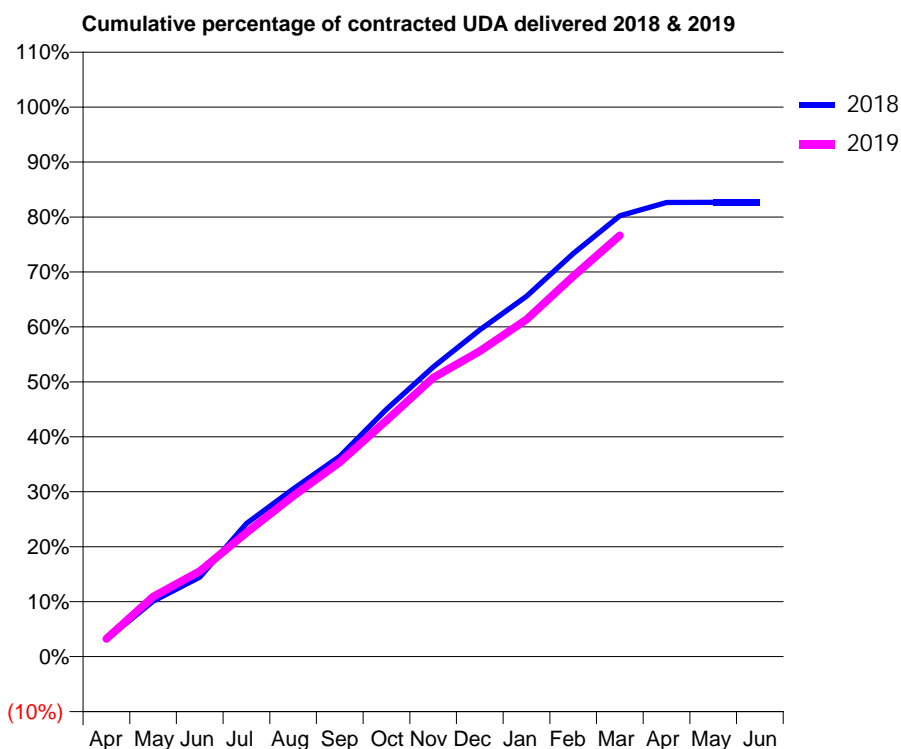
18/19 Contracted general activity (UDA)	31,442
Carry forward general activity (UDA)	0
18/19 Contracted orthodontic activity (UOA)	0
Carry forward orthodontic activity (UOA)	0
Baseline contract value	£927,251.91

ACCESS*

Patients seen in 24 months	Total	Change since previous quarter
Quarter ending March 2018	9,760	
Quarter ending June 2018	9,498	↓
Quarter ending September 2018	9,394	↓
Quarter ending December 2018	9,353	→
Quarter ending March 2019	9,374	→
Variance since March 2018	(4.0%)	↓



ACTIVITY



Month	Adjusted Scheduled Activity (UDA)	
	2018	2019
April	991	1,020
May	3,174	3,426
June	4,551	4,888
July	7,618	7,090
August	9,592	9,190
September	11,466	11,118
October	14,152	13,507
November	16,571	15,958
December	18,688	17,478
January	20,622	19,295
February	23,065	21,765
March	25,218	24,088
April	25,980	
May	25,993	
June	25,993	

QUALITY

	Quantity	Base Number	Contract	AT	Region	England
% of FP17s for the same patient ID Re-attending within 3 months - Children	225	2,608	8.6%	11.4%	11.3%	11.8%
% of FP17s for the same patient ID Re-attending within 3 months - Adults	1,120	7,713	14.5%	16.2%	15.4%	15.7%
% of FP17s for the same patient ID Re-attending between 3 & 9 months - Children	798	2,608	30.6%	55.6%	61.3%	58.9%
% of FP17s for the same patient ID Re-attending between 3 & 9 months - Adults	3,202	7,713	41.5%	48.5%	52.1%	50.8%
% of FP17s for Band 1 Urgent Courses	1,192	10,030	11.9%	10.1%	9.5%	9.1%
% of FP17s Relating to Free Repair or Replacements	68	10,030	0.7%	0.5%	0.6%	0.8%
% of FP17s Relating to Continuations	178	10,030	1.8%	0.7%	0.8%	0.9%
% of Patients satisfied with the dentistry they have received	1	1	N/A	90.9%	92.4%	92.5%
% of Patients satisfied with the time they had to wait for an appointment	1	1	N/A	86.2%	86.3%	87.0%

* This is based on patients treated on this contract for their most recent course of treatment. Figures in italics indicate the base number of FP17s or Patient Questionnaire responses are less than 100. N/A is shown where the base number of responses is less than 10 during the period. % is calculated as Quantity/Base number*100

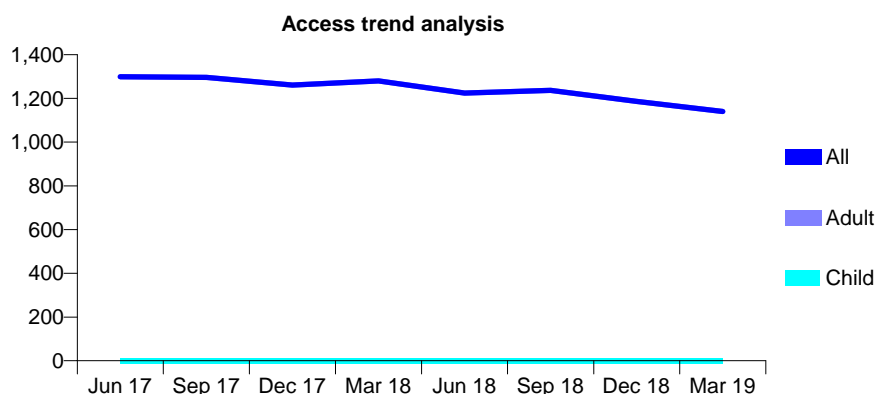
Q67 - Vital Signs At a Glance Contract Report for 921351/0001 - March 2019

Name or company name	MR PK CHOPRA
Contract type name	GDS Contract
Purpose of contract	General
Contract start date	01/04/2006
Contract end date	

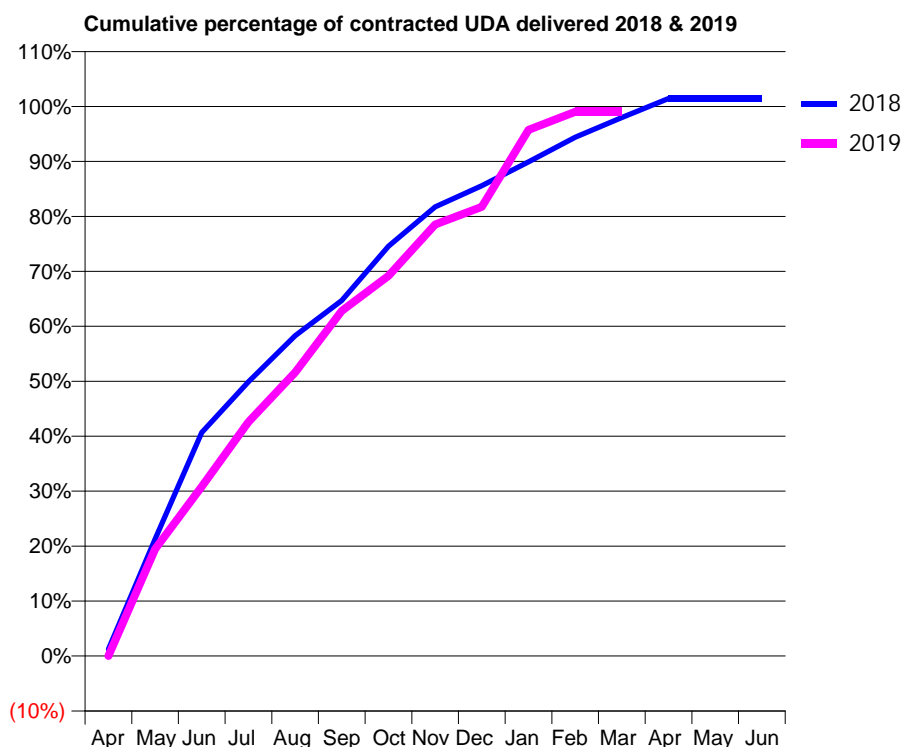
18/19 Contracted general activity (UDA)	3,981
Carry forward general activity (UDA)	0
18/19 Contracted orthodontic activity (UOA)	0
Carry forward orthodontic activity (UOA)	0
Baseline contract value	£115,158.51

ACCESS*

Patients seen in 24 months	Total	Change since previous quarter
Quarter ending March 2018	1,280	
Quarter ending June 2018	1,224	↓
Quarter ending September 2018	1,237	→
Quarter ending December 2018	1,186	↓
Quarter ending March 2019	1,140	↓
Variance since March 2018	(10.9%)	↓



ACTIVITY



Month	Adjusted Scheduled Activity (UDA)	
	2018	2019
April	50	0
May	849	775
June	1,620	1,228
July	1,987	1,696
August	2,321	2,055
September	2,576	2,500
October	2,968	2,754
November	3,254	3,127
December	3,407	3,253
January	3,580	3,811
February	3,759	3,942
March	3,901	3,942
April	4,039	
May	4,039	
June	4,039	

QUALITY

	Quantity	Base Number	Contract	AT	Region	England
% of FP17s for the same patient ID Re-attending within 3 months - Children	0	0	N/A	11.4%	11.3%	11.8%
% of FP17s for the same patient ID Re-attending within 3 months - Adults	62	894	6.9%	16.2%	15.4%	15.7%
% of FP17s for the same patient ID Re-attending between 3 & 9 months - Children	0	0	N/A	55.6%	61.3%	58.9%
% of FP17s for the same patient ID Re-attending between 3 & 9 months - Adults	72	894	8.1%	48.5%	52.1%	50.8%
% of FP17s for Band 1 Urgent Courses	283	838	33.8%	10.1%	9.5%	9.1%
% of FP17s Relating to Free Repair or Replacements	0	838	0.0%	0.5%	0.6%	0.8%
% of FP17s Relating to Continuations	0	838	0.0%	0.7%	0.8%	0.9%
% of Patients satisfied with the dentistry they have received	2	2	N/A	90.9%	92.4%	92.5%
% of Patients satisfied with the time they had to wait for an appointment	1	2	N/A	86.2%	86.3%	87.0%

* This is based on patients treated on this contract for their most recent course of treatment. Figures in italics indicate the base number of FP17s or Patient Questionnaire responses are less than 100. N/A is shown where the base number of responses is less than 10 during the period. % is calculated as Quantity/Base number*100

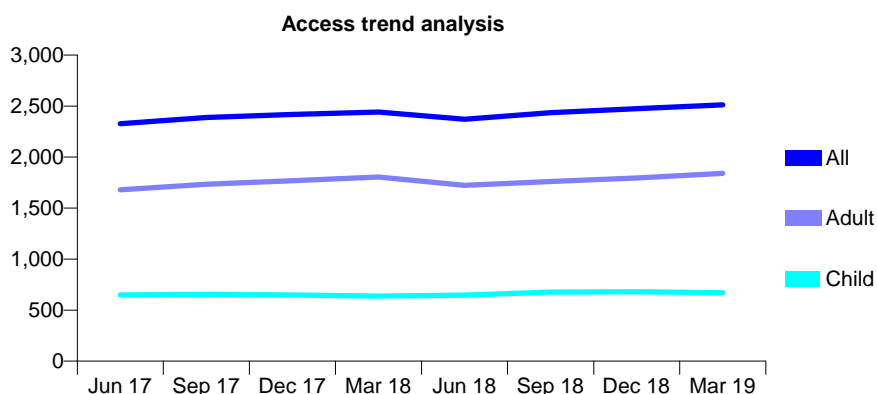
Q67 - Vital Signs At a Glance Contract Report for 921351/0002 - March 2019

Name or company name	MR PK CHOPRA
Contract type name	GDS Contract
Purpose of contract	General
Contract start date	01/04/2006
Contract end date	

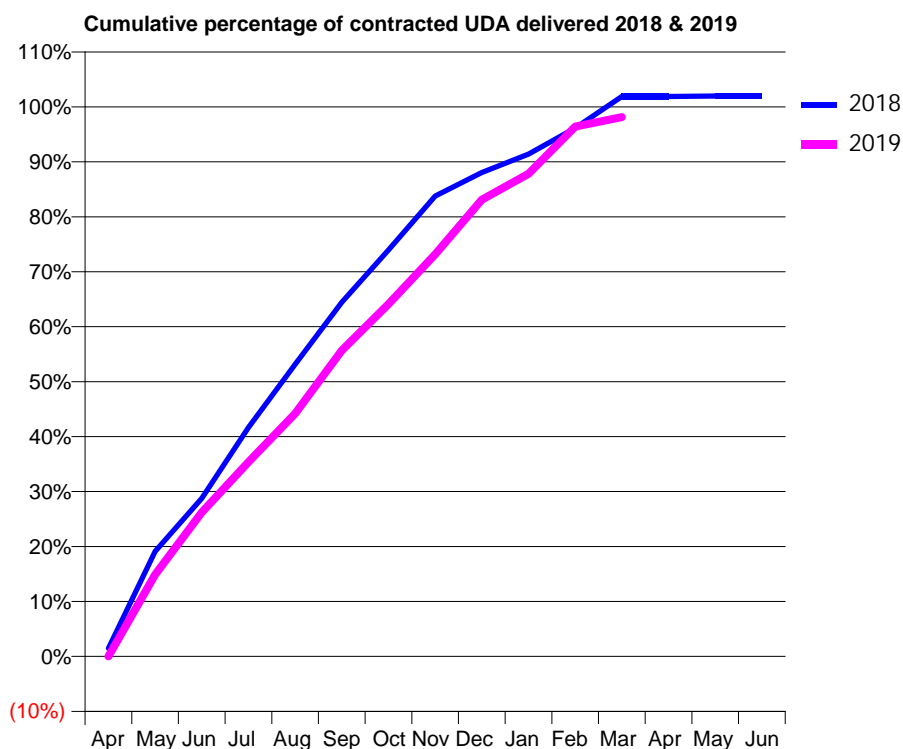
18/19 Contracted general activity (UDA)	5,422
Carry forward general activity (UDA)	0
18/19 Contracted orthodontic activity (UOA)	0
Carry forward orthodontic activity (UOA)	0
Baseline contract value	£136,333.92

ACCESS*

Patients seen in 24 months	Total	Change since previous quarter
Quarter ending March 2018	2,441	
Quarter ending June 2018	2,370	↓
Quarter ending September 2018	2,436	↑
Quarter ending December 2018	2,475	→
Quarter ending March 2019	2,512	→
Variance since March 2018	2.9%	↑



ACTIVITY



Month	Adjusted Scheduled Activity (UDA)	
	2018	2019
April	79	0
May	1,036	809
June	1,560	1,421
July	2,259	1,917
August	2,882	2,396
September	3,494	3,020
October	4,009	3,476
November	4,542	3,968
December	4,774	4,505
January	4,956	4,761
February	5,214	5,227
March	5,525	5,320
April	5,525	
May	5,529	
June	5,529	

QUALITY

	Quantity	Base Number	Contract	AT	Region	England
% of FP17s for the same patient ID Re-attending within 3 months - Children	63	889	7.1%	11.4%	11.3%	11.8%
% of FP17s for the same patient ID Re-attending within 3 months - Adults	168	1,737	9.7%	16.2%	15.4%	15.7%
% of FP17s for the same patient ID Re-attending between 3 & 9 months - Children	511	889	57.5%	55.6%	61.3%	58.9%
% of FP17s for the same patient ID Re-attending between 3 & 9 months - Adults	648	1,737	37.3%	48.5%	52.1%	50.8%
% of FP17s for Band 1 Urgent Courses	241	2,621	9.2%	10.1%	9.5%	9.1%
% of FP17s Relating to Free Repair or Replacements	12	2,621	0.5%	0.5%	0.6%	0.8%
% of FP17s Relating to Continuations	3	2,621	0.1%	0.7%	0.8%	0.9%
% of Patients satisfied with the dentistry they have received	8	8	N/A	90.9%	92.4%	92.5%
% of Patients satisfied with the time they had to wait for an appointment	6	8	N/A	86.2%	86.3%	87.0%

* This is based on patients treated on this contract for their most recent course of treatment. Figures in italics indicate the base number of FP17s or Patient Questionnaire responses are less than 100. N/A is shown where the base number of responses is less than 10 during the period. % is calculated as Quantity/Base number*100

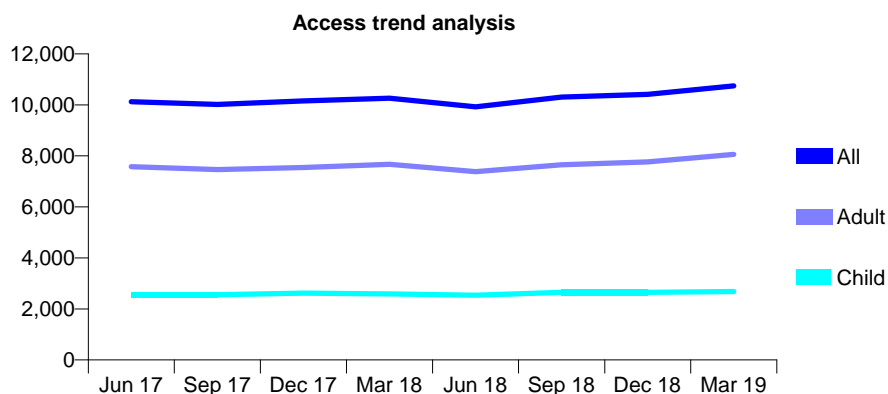
Q67 - Vital Signs At a Glance Contract Report for 921351/0003 - March 2019

Name or company name	MR PK CHOPRA
Contract type name	GDS Contract
Purpose of contract	General
Contract start date	01/04/2006
Contract end date	

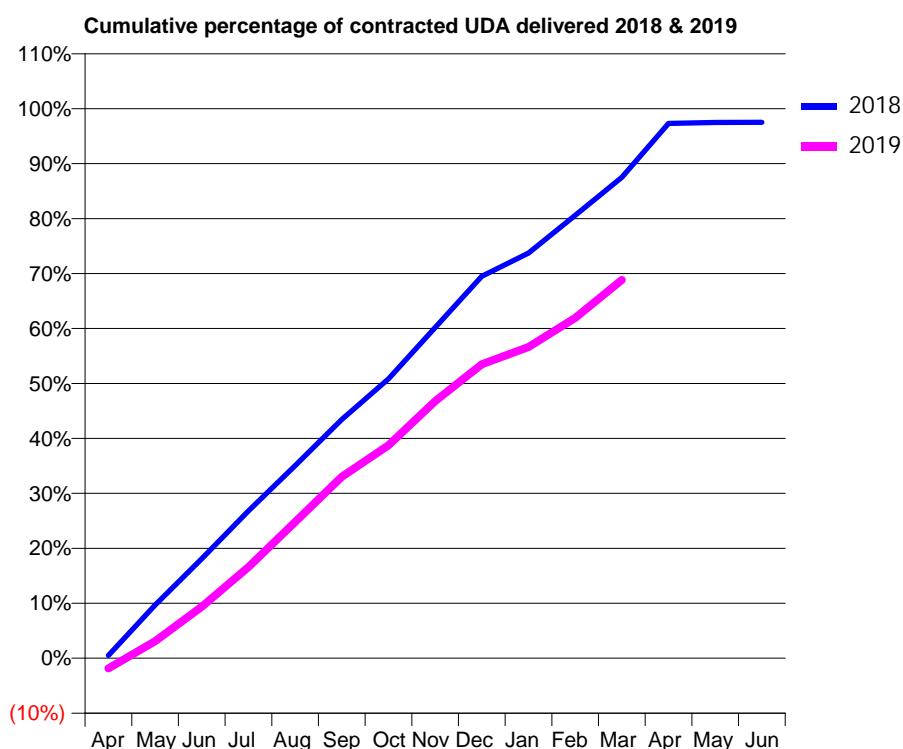
18/19 Contracted general activity (UDA)	33,324
Carry forward general activity (UDA)	626
18/19 Contracted orthodontic activity (UOA)	0
Carry forward orthodontic activity (UOA)	0
Baseline contract value	£921,845.95

ACCESS*

Patients seen in 24 months	Total	Change since previous quarter
Quarter ending March 2018	10,260	
Quarter ending June 2018	9,920	↓
Quarter ending September 2018	10,303	↑
Quarter ending December 2018	10,411	→
Quarter ending March 2019	10,742	↑
Variance since March 2018	4.7%	↑



ACTIVITY



Month	2018	2019
April	135	-626
May	2,453	1,027
June	4,581	3,125
July	6,787	5,525
August	8,878	8,264
September	11,004	10,999
October	12,872	12,907
November	15,242	15,599
December	17,605	17,823
January	18,674	18,869
February	20,414	20,644
March	22,157	22,935
April	24,644	
May	24,689	
June	24,698	

QUALITY

	Quantity	Base Number	Contract	AT	Region	England
% of FP17s for the same patient ID Re-attending within 3 months - Children	229	3,557	6.4%	11.4%	11.3%	11.8%
% of FP17s for the same patient ID Re-attending within 3 months - Adults	1,350	10,893	12.4%	16.2%	15.4%	15.7%
% of FP17s for the same patient ID Re-attending between 3 & 9 months - Children	1,693	3,557	47.6%	55.6%	61.3%	58.9%
% of FP17s for the same patient ID Re-attending between 3 & 9 months - Adults	5,395	10,893	49.5%	48.5%	52.1%	50.8%
% of FP17s for Band 1 Urgent Courses	1,309	12,565	10.4%	10.1%	9.5%	9.1%
% of FP17s Relating to Free Repair or Replacements	41	12,565	0.3%	0.5%	0.6%	0.8%
% of FP17s Relating to Continuations	27	12,565	0.2%	0.7%	0.8%	0.9%
% of Patients satisfied with the dentistry they have received	5	5	N/A	90.9%	92.4%	92.5%
% of Patients satisfied with the time they had to wait for an appointment	5	5	N/A	86.2%	86.3%	87.0%

* This is based on patients treated on this contract for their most recent course of treatment.

Figures in italics indicate the base number of FP17s or Patient Questionnaire responses are less than 100. N/A is shown where the base number of responses is less than 10 during the period. % is calculated as Quantity/Base number*100

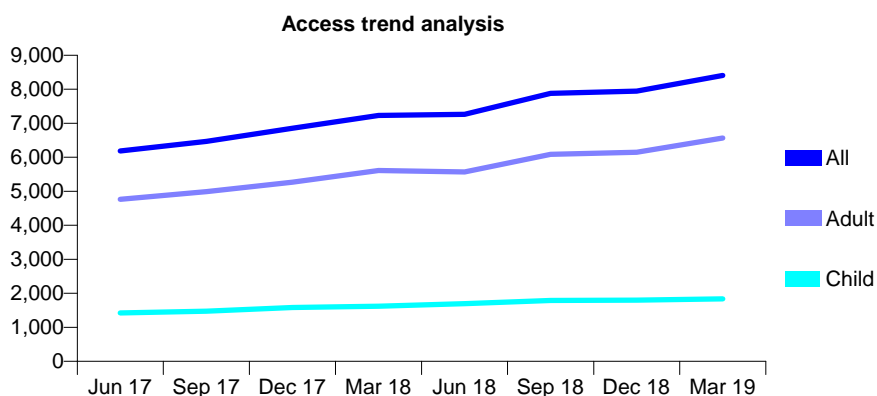
Q67 - Vital Signs At a Glance Contract Report for 921351/0013 - March 2019

Name or company name	MR PK CHOPRA
Contract type name	GDS Contract
Purpose of contract	General
Contract start date	01/04/2009
Contract end date	

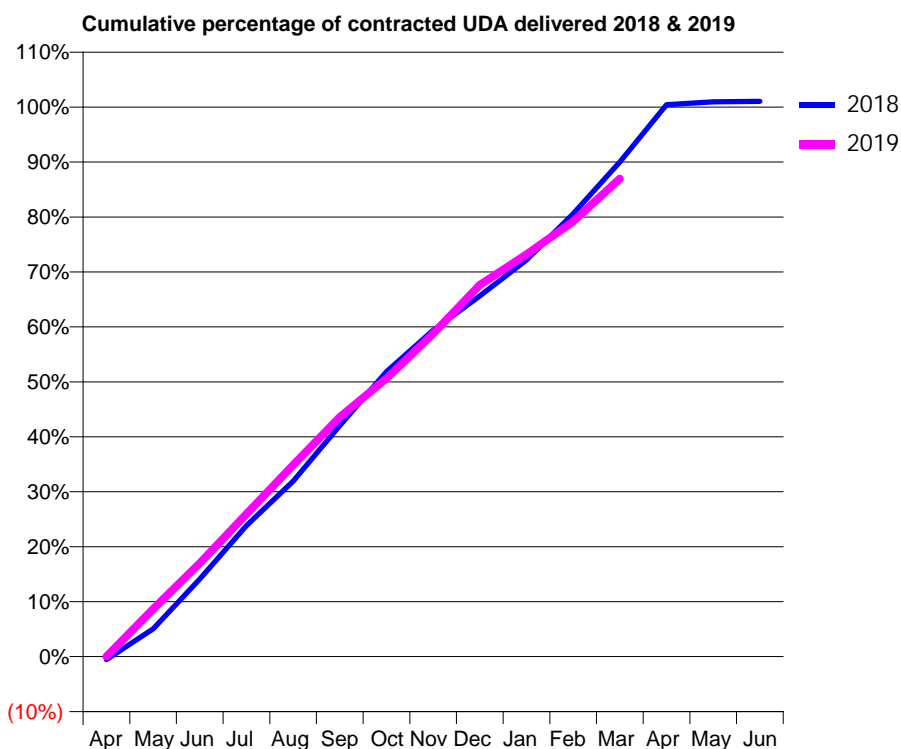
18/19 Contracted general activity (UDA)	24,000
Carry forward general activity (UDA)	0
18/19 Contracted orthodontic activity (UOA)	0
Carry forward orthodontic activity (UOA)	0
Baseline contract value	£514,434.59

ACCESS*

Patients seen in 24 months	Total	Change since previous quarter
Quarter ending March 2018	7,231	
Quarter ending June 2018	7,266	→
Quarter ending September 2018	7,879	↑
Quarter ending December 2018	7,946	→
Quarter ending March 2019	8,405	↑
Variance since March 2018	16.2%	↑



ACTIVITY



Month	Adjusted Scheduled Activity (UDA)	
	2018	2019
April	-105	0
May	909	2,083
June	2,539	4,081
July	4,291	6,230
August	5,747	8,374
September	7,568	10,458
October	9,333	12,152
November	10,691	14,108
December	11,814	16,237
January	12,993	17,566
February	14,507	19,005
March	16,200	20,869
April	18,077	
May	18,171	
June	18,186	

QUALITY

	Quantity	Base Number	Contract	AT	Region	England
% of FP17s for the same patient ID Re-attending within 3 months - Children	167	2,091	8.0%	11.4%	11.3%	11.8%
% of FP17s for the same patient ID Re-attending within 3 months - Adults	1,169	7,893	14.8%	16.2%	15.4%	15.7%
% of FP17s for the same patient ID Re-attending between 3 & 9 months - Children	731	2,091	35.0%	55.6%	61.3%	58.9%
% of FP17s for the same patient ID Re-attending between 3 & 9 months - Adults	2,722	7,893	34.5%	48.5%	52.1%	50.8%
% of FP17s for Band 1 Urgent Courses	1,583	9,184	17.2%	10.1%	9.5%	9.1%
% of FP17s Relating to Free Repair or Replacements	65	9,184	0.7%	0.5%	0.6%	0.8%
% of FP17s Relating to Continuations	37	9,184	0.4%	0.7%	0.8%	0.9%
% of Patients satisfied with the dentistry they have received	3	3	N/A	90.9%	92.4%	92.5%
% of Patients satisfied with the time they had to wait for an appointment	3	3	N/A	86.2%	86.3%	87.0%

* This is based on patients treated on this contract for their most recent course of treatment. Figures in italics indicate the base number of FP17s or Patient Questionnaire responses are less than 100. N/A is shown where the base number of responses is less than 10 during the period. % is calculated as Quantity/Base number*100

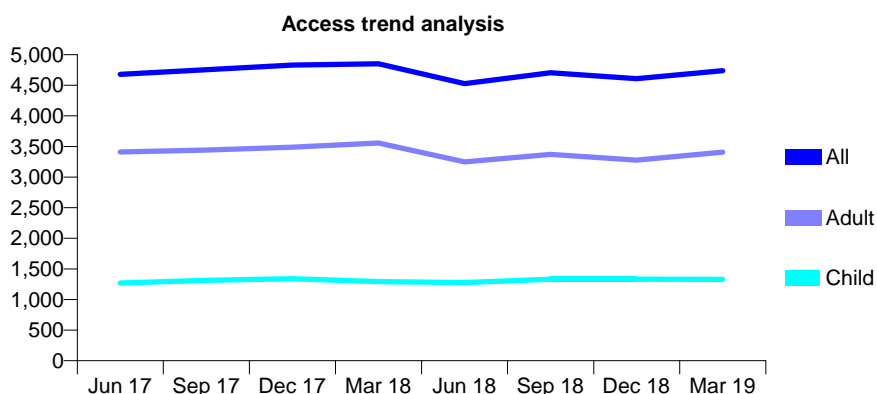
Q67 - Vital Signs At a Glance Contract Report for 921351/0014 - March 2019

Name or company name	MR PK CHOPRA
Contract type name	GDS Contract
Purpose of contract	General
Contract start date	01/04/2009
Contract end date	

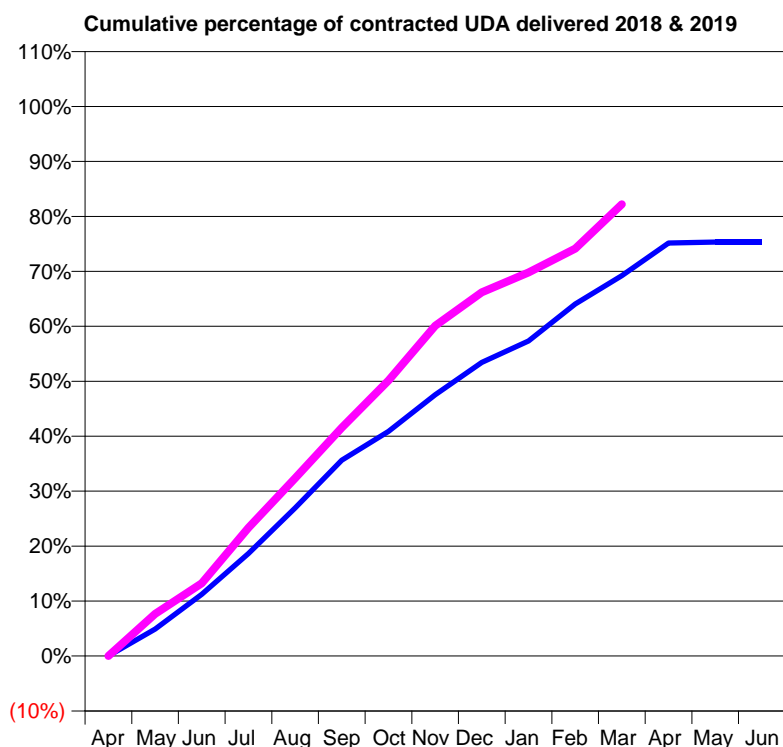
18/19 Contracted general activity (UDA)	12,500
Carry forward general activity (UDA)	0
18/19 Contracted orthodontic activity (UOA)	0
Carry forward orthodontic activity (UOA)	0
Baseline contract value	£247,488.96

ACCESS*

Patients seen in 24 months	Total	Change since previous quarter
Quarter ending March 2018	4,850	
Quarter ending June 2018	4,527	↓
Quarter ending September 2018	4,705	↑
Quarter ending December 2018	4,610	↓
Quarter ending March 2019	4,739	↑
Variance since March 2018	(2.3%)	↓



ACTIVITY



Month	Adjusted Scheduled Activity (UDA)	
	2018	2019
April	0	0
May	738	961
June	1,682	1,655
July	2,796	2,920
August	4,044	4,045
September	5,346	5,193
October	6,132	6,269
November	7,133	7,511
December	8,012	8,273
January	8,600	8,726
February	9,607	9,265
March	10,381	10,277
April	11,270	
May	11,297	
June	11,297	

QUALITY

	Quantity	Base Number	Contract	AT	Region	England
% of FP17s for the same patient ID Re-attending within 3 months - Children	64	1,428	4.5%	11.4%	11.3%	11.8%
% of FP17s for the same patient ID Re-attending within 3 months - Adults	339	3,697	9.2%	16.2%	15.4%	15.7%
% of FP17s for the same patient ID Re-attending between 3 & 9 months - Children	489	1,428	34.2%	55.6%	61.3%	58.9%
% of FP17s for the same patient ID Re-attending between 3 & 9 months - Adults	1,406	3,697	38.0%	48.5%	52.1%	50.8%
% of FP17s for Band 1 Urgent Courses	800	4,720	16.9%	10.1%	9.5%	9.1%
% of FP17s Relating to Free Repair or Replacements	17	4,720	0.4%	0.5%	0.6%	0.8%
% of FP17s Relating to Continuations	7	4,720	0.1%	0.7%	0.8%	0.9%
% of Patients satisfied with the dentistry they have received	4	4	N/A	90.9%	92.4%	92.5%
% of Patients satisfied with the time they had to wait for an appointment	4	4	N/A	86.2%	86.3%	87.0%

* This is based on patients treated on this contract for their most recent course of treatment.

Figures in italics indicate the base number of FP17s or Patient Questionnaire responses are less than 100. N/A is shown where the base number of responses is less than 10 during the period. % is calculated as Quantity/Base number*100

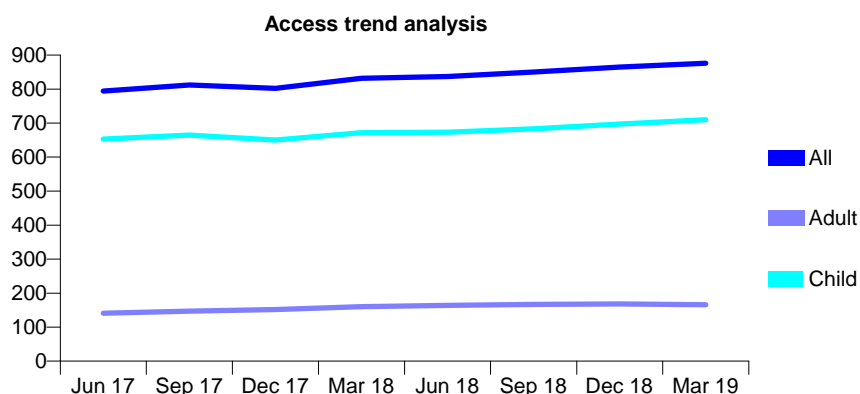
Q67 - Vital Signs At a Glance Contract Report for 921882/0001 - March 2019

Name or company name	MR PM NEWMAN
Contract type name	GDS Contract
Purpose of contract	General
Contract start date	01/04/2006
Contract end date	

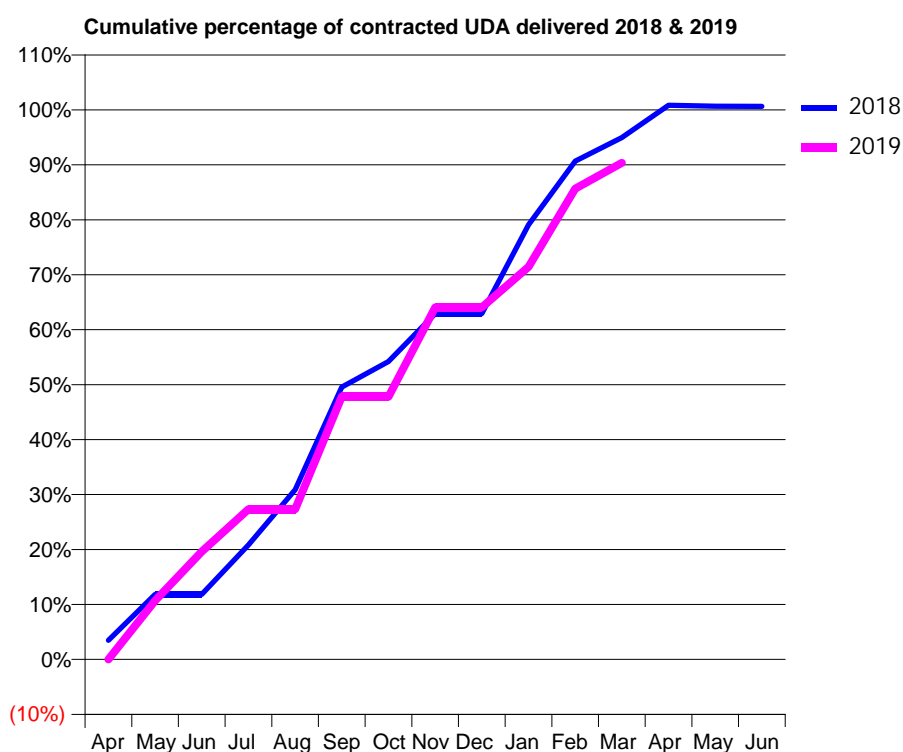
18/19 Contracted general activity (UDA)	1,786
Carry forward general activity (UDA)	0
18/19 Contracted orthodontic activity (UOA)	0
Carry forward orthodontic activity (UOA)	0
Baseline contract value	£44,908.22

ACCESS*

Patients seen in 24 months	Total	Change since previous quarter
Quarter ending March 2018	832	
Quarter ending June 2018	837	→
Quarter ending September 2018	850	→
Quarter ending December 2018	865	→
Quarter ending March 2019	876	→
Variance since March 2018	5.3%	↑



ACTIVITY



Month	Adjusted Scheduled Activity (UDA)	
	2018	2019
April	62	0
May	211	191
June	211	351
July	372	488
August	551	488
September	885	854
October	968	854
November	1,124	1,144
December	1,124	1,144
January	1,412	1,276
February	1,620	1,530
March	1,696	1,614
April	1,801	
May	1,798	
June	1,797	

QUALITY

	Quantity	Base Number	Contract	AT	Region	England
% of FP17s for the same patient ID Re-attending within 3 months - Children	97	1,153	8.4%	11.4%	11.3%	11.8%
% of FP17s for the same patient ID Re-attending within 3 months - Adults	5	122	4.1%	16.2%	15.4%	15.7%
% of FP17s for the same patient ID Re-attending between 3 & 9 months - Children	796	1,153	69.0%	55.6%	61.3%	58.9%
% of FP17s for the same patient ID Re-attending between 3 & 9 months - Adults	84	122	68.9%	48.5%	52.1%	50.8%
% of FP17s for Band 1 Urgent Courses	30	1,200	2.5%	10.1%	9.5%	9.1%
% of FP17s Relating to Free Repair or Replacements	1	1,200	0.1%	0.5%	0.6%	0.8%
% of FP17s Relating to Continuations	0	1,200	0.0%	0.7%	0.8%	0.9%
% of Patients satisfied with the dentistry they have received	1	1	N/A	90.9%	92.4%	92.5%
% of Patients satisfied with the time they had to wait for an appointment	1	1	N/A	86.2%	86.3%	87.0%

* This is based on patients treated on this contract for their most recent course of treatment. Figures in italics indicate the base number of FP17s or Patient Questionnaire responses are less than 100. N/A is shown where the base number of responses is less than 10 during the period. % is calculated as Quantity/Base number*100

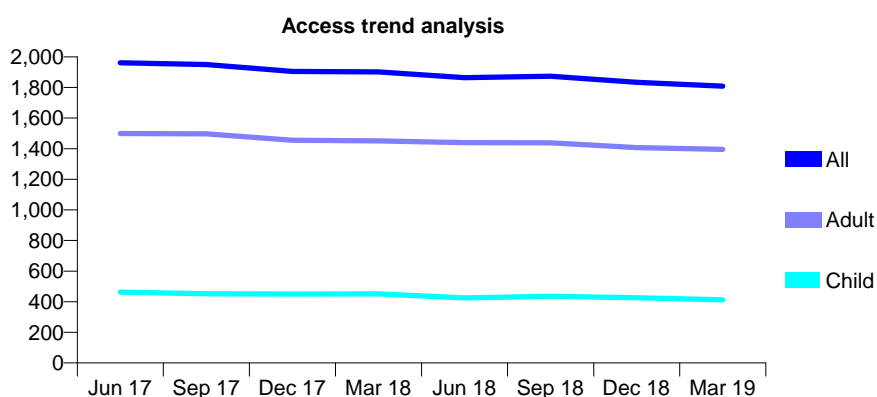
Q67 - Vital Signs At a Glance Contract Report for 923109/0001 - March 2019

Name or company name	MR MS TAWANA
Contract type name	GDS Contract
Purpose of contract	General
Contract start date	01/04/2006
Contract end date	

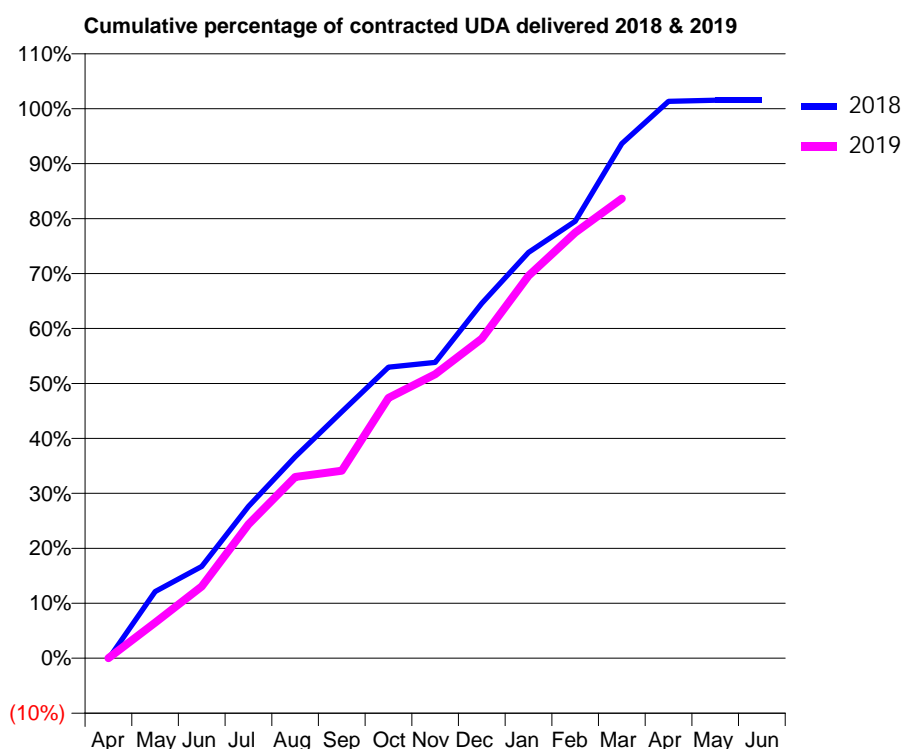
18/19 Contracted general activity (UDA)	5,900
Carry forward general activity (UDA)	0
18/19 Contracted orthodontic activity (UOA)	0
Carry forward orthodontic activity (UOA)	0
Baseline contract value	£158,724.24

ACCESS*

Patients seen in 24 months	Total	Change since previous quarter
Quarter ending March 2018	1,902	
Quarter ending June 2018	1,864	↓
Quarter ending September 2018	1,873	→
Quarter ending December 2018	1,834	↓
Quarter ending March 2019	1,809	↓
Variance since March 2018	(4.9%)	↓



ACTIVITY



Month	Adjusted Scheduled Activity (UDA)	
	2018	2019
April	-9	0
May	715	383
June	985	771
July	1,630	1,438
August	2,163	1,947
September	2,645	2,014
October	3,125	2,796
November	3,176	3,049
December	3,811	3,430
January	4,357	4,106
February	4,691	4,569
March	5,524	4,934
April	5,978	
May	5,989	
June	5,989	

QUALITY

	Quantity	Base Number	Contract	AT	Region	England
% of FP17s for the same patient ID Re-attending within 3 months - Children	24	458	5.2%	11.4%	11.3%	11.8%
% of FP17s for the same patient ID Re-attending within 3 months - Adults	128	1,563	8.2%	16.2%	15.4%	15.7%
% of FP17s for the same patient ID Re-attending between 3 & 9 months - Children	152	458	33.2%	55.6%	61.3%	58.9%
% of FP17s for the same patient ID Re-attending between 3 & 9 months - Adults	555	1,563	35.5%	48.5%	52.1%	50.8%
% of FP17s for Band 1 Urgent Courses	157	1,848	8.5%	10.1%	9.5%	9.1%
% of FP17s Relating to Free Repair or Replacements	0	1,848	0.0%	0.5%	0.6%	0.8%
% of FP17s Relating to Continuations	7	1,848	0.4%	0.7%	0.8%	0.9%
% of Patients satisfied with the dentistry they have received	1	1	N/A	90.9%	92.4%	92.5%
% of Patients satisfied with the time they had to wait for an appointment	1	1	N/A	86.2%	86.3%	87.0%

* This is based on patients treated on this contract for their most recent course of treatment.

Figures in italics indicate the base number of FP17s or Patient Questionnaire responses are less than 100. N/A is shown where the base number of responses is less than 10 during the period. % is calculated as Quantity/Base number*100

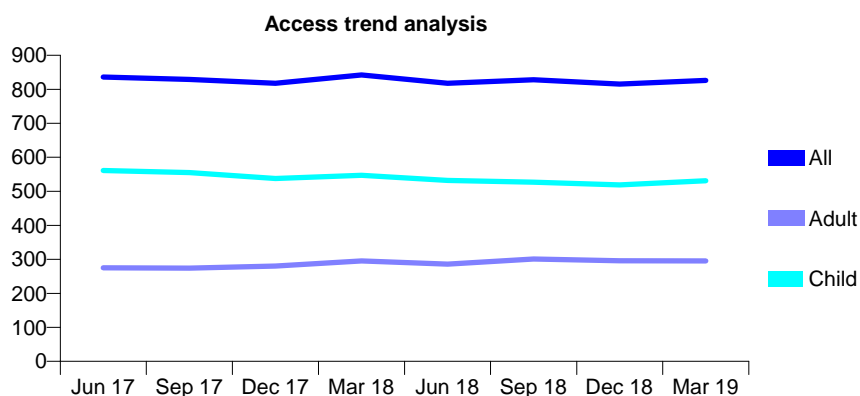
Q67 - Vital Signs At a Glance Contract Report for 925780/0001 - March 2019

Name or company name	MRS R PATEL
Contract type name	GDS Contract
Purpose of contract	General
Contract start date	01/04/2006
Contract end date	

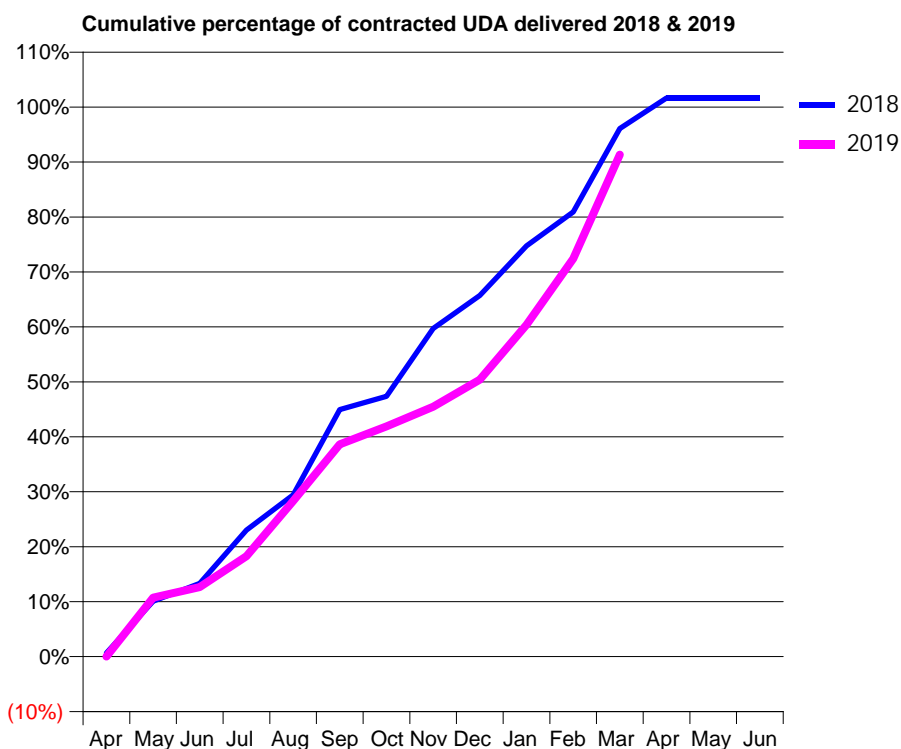
18/19 Contracted general activity (UDA)	1,920
Carry forward general activity (UDA)	0
18/19 Contracted orthodontic activity (UOA)	0
Carry forward orthodontic activity (UOA)	0
Baseline contract value	£53,157.01

ACCESS*

Patients seen in 24 months	Total	Change since previous quarter
Quarter ending March 2018	842	
Quarter ending June 2018	818	↓
Quarter ending September 2018	828	→
Quarter ending December 2018	815	↓
Quarter ending March 2019	826	→
Variance since March 2018	(1.9%)	↓



ACTIVITY



Month	Adjusted Scheduled Activity (UDA)	
	2018	2019
April	13	0
May	194	206
June	256	243
July	442	351
August	565	544
September	863	742
October	910	805
November	1,146	873
December	1,262	968
January	1,435	1,160
February	1,554	1,391
March	1,845	1,753
April	1,952	
May	1,952	
June	1,952	

QUALITY

	Quantity	Base Number	Contract	AT	Region	England
% of FP17s for the same patient ID Re-attending within 3 months - Children	44	711	6.2%	11.4%	11.3%	11.8%
% of FP17s for the same patient ID Re-attending within 3 months - Adults	23	222	10.4%	16.2%	15.4%	15.7%
% of FP17s for the same patient ID Re-attending between 3 & 9 months - Children	363	711	51.1%	55.6%	61.3%	58.9%
% of FP17s for the same patient ID Re-attending between 3 & 9 months - Adults	57	222	25.7%	48.5%	52.1%	50.8%
% of FP17s for Band 1 Urgent Courses	104	888	11.7%	10.1%	9.5%	9.1%
% of FP17s Relating to Free Repair or Replacements	2	888	0.2%	0.5%	0.6%	0.8%
% of FP17s Relating to Continuations	14	888	1.6%	0.7%	0.8%	0.9%
% of Patients satisfied with the dentistry they have received	2	2	N/A	90.9%	92.4%	92.5%
% of Patients satisfied with the time they had to wait for an appointment	2	2	N/A	86.2%	86.3%	87.0%

* This is based on patients treated on this contract for their most recent course of treatment. Figures in italics indicate the base number of FP17s or Patient Questionnaire responses are less than 100. N/A is shown where the base number of responses is less than 10 during the period. % is calculated as Quantity/Base number*100

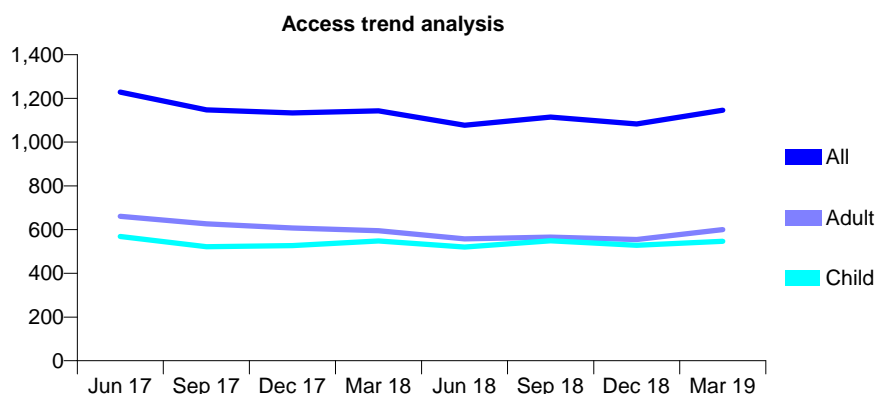
Q67 - Vital Signs At a Glance Contract Report for 933961/0001 - March 2019

Name or company name	MRS M CHADHA
Contract type name	GDS Contract
Purpose of contract	General
Contract start date	01/04/2006
Contract end date	

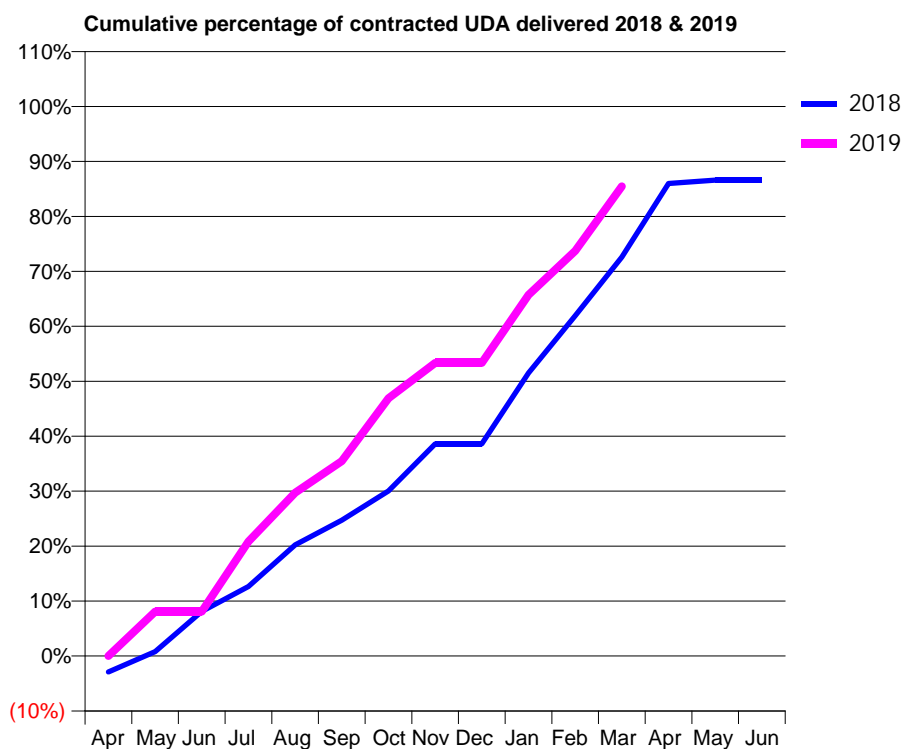
18/19 Contracted general activity (UDA)	4,072
Carry forward general activity (UDA)	0
18/19 Contracted orthodontic activity (UOA)	0
Carry forward orthodontic activity (UOA)	0
Baseline contract value	£106,473.90

ACCESS*

Patients seen in 24 months	Total	Change since previous quarter
Quarter ending March 2018	1,143	
Quarter ending June 2018	1,077	↓
Quarter ending September 2018	1,114	↑
Quarter ending December 2018	1,083	↓
Quarter ending March 2019	1,146	↑
Variance since March 2018	0.3%	→



ACTIVITY



Month	Adjusted Scheduled Activity (UDA)	
	2018	2019
April	-119	0
May	33	329
June	331	329
July	516	849
August	823	1,210
September	1,006	1,444
October	1,223	1,910
November	1,572	2,172
December	1,572	2,172
January	2,097	2,676
February	2,521	3,002
March	2,956	3,480
April	3,501	
May	3,526	
June	3,526	

QUALITY

	Quantity	Base Number	Contract	AT	Region	England
% of FP17s for the same patient ID Re-attending within 3 months - Children	77	858	9.0%	11.4%	11.3%	11.8%
% of FP17s for the same patient ID Re-attending within 3 months - Adults	169	960	17.6%	16.2%	15.4%	15.7%
% of FP17s for the same patient ID Re-attending between 3 & 9 months - Children	508	858	59.2%	55.6%	61.3%	58.9%
% of FP17s for the same patient ID Re-attending between 3 & 9 months - Adults	567	960	59.1%	48.5%	52.1%	50.8%
% of FP17s for Band 1 Urgent Courses	115	1,621	7.1%	10.1%	9.5%	9.1%
% of FP17s Relating to Free Repair or Replacements	1	1,621	0.1%	0.5%	0.6%	0.8%
% of FP17s Relating to Continuations	2	1,621	0.1%	0.7%	0.8%	0.9%
% of Patients satisfied with the dentistry they have received	0	0	N/A	90.9%	92.4%	92.5%
% of Patients satisfied with the time they had to wait for an appointment	0	0	N/A	86.2%	86.3%	87.0%

* This is based on patients treated on this contract for their most recent course of treatment. Figures in italics indicate the base number of FP17s or Patient Questionnaire responses are less than 100. N/A is shown where the base number of responses is less than 10 during the period. % is calculated as Quantity/Base number*100

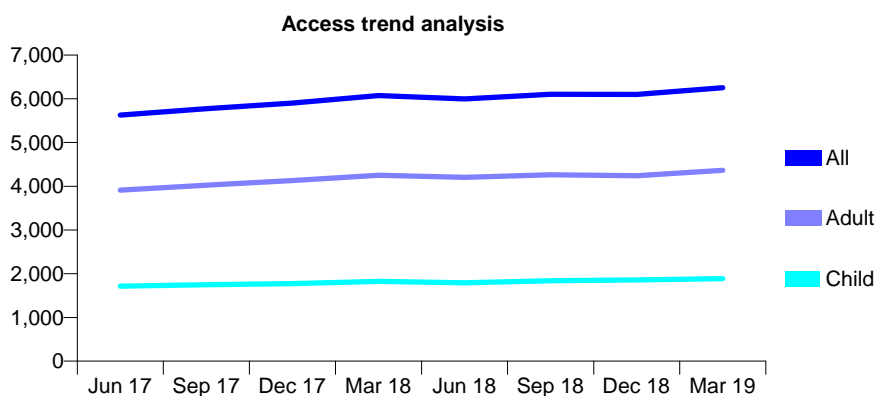
Q67 - Vital Signs At a Glance Contract Report for 934887/0002 - March 2019

Name or company name	MR R NATH
Contract type name	GDS Contract
Purpose of contract	General
Contract start date	01/12/2008
Contract end date	

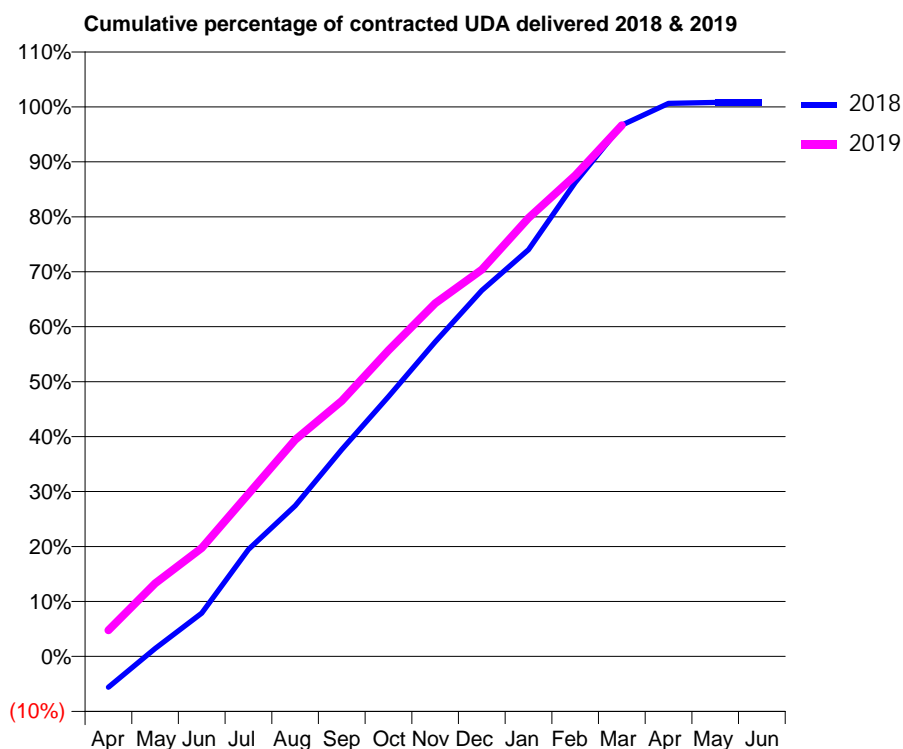
18/19 Contracted general activity (UDA)	15,757
Carry forward general activity (UDA)	0
18/19 Contracted orthodontic activity (UOA)	0
Carry forward orthodontic activity (UOA)	0
Baseline contract value	£513,756.05

ACCESS*

Patients seen in 24 months	Total	Change since previous quarter
Quarter ending March 2018	6,075	
Quarter ending June 2018	5,997	↓
Quarter ending September 2018	6,103	→
Quarter ending December 2018	6,099	→
Quarter ending March 2019	6,254	↑
Variance since March 2018	2.9%	↑



ACTIVITY



Month	Adjusted Scheduled Activity (UDA)	
	2018	2019
April	-885	752
May	229	2,096
June	1,241	3,110
July	3,068	4,661
August	4,317	6,212
September	5,933	7,325
October	7,450	8,778
November	9,019	10,125
December	10,493	11,091
January	11,659	12,570
February	13,591	13,789
March	15,233	15,227
April	15,856	
May	15,885	
June	15,883	

QUALITY

	Quantity	Base Number	Contract	AT	Region	England
% of FP17s for the same patient ID Re-attending within 3 months - Children	193	2,118	9.1%	11.4%	11.3%	11.8%
% of FP17s for the same patient ID Re-attending within 3 months - Adults	734	4,437	16.5%	16.2%	15.4%	15.7%
% of FP17s for the same patient ID Re-attending between 3 & 9 months - Children	862	2,118	40.7%	55.6%	61.3%	58.9%
% of FP17s for the same patient ID Re-attending between 3 & 9 months - Adults	1,330	4,437	30.0%	48.5%	52.1%	50.8%
% of FP17s for Band 1 Urgent Courses	1,079	5,698	18.9%	10.1%	9.5%	9.1%
% of FP17s Relating to Free Repair or Replacements	53	5,698	0.9%	0.5%	0.6%	0.8%
% of FP17s Relating to Continuations	27	5,698	0.5%	0.7%	0.8%	0.9%
% of Patients satisfied with the dentistry they have received	6	6	N/A	90.9%	92.4%	92.5%
% of Patients satisfied with the time they had to wait for an appointment	5	6	N/A	86.2%	86.3%	87.0%

* This is based on patients treated on this contract for their most recent course of treatment. Figures in italics indicate the base number of FP17s or Patient Questionnaire responses are less than 100. N/A is shown where the base number of responses is less than 10 during the period. % is calculated as Quantity/Base number*100

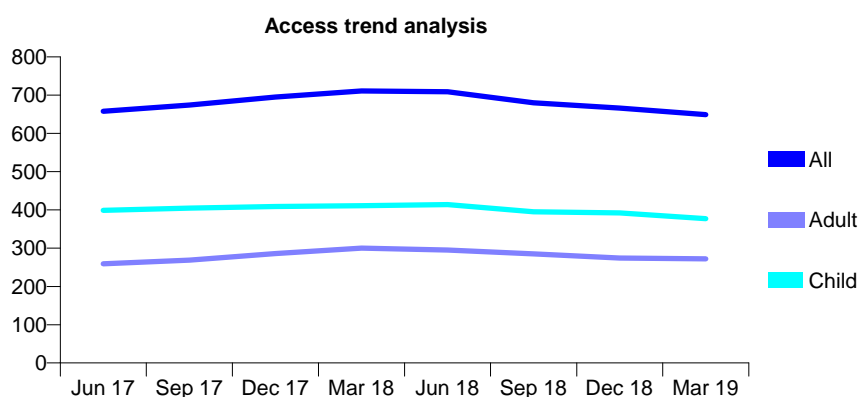
Q67 - Vital Signs At a Glance Contract Report for 937363/0003 - March 2019

Name or company name	Chestfield Dental Practice
Contract type name	GDS Contract
Purpose of contract	General and Orthodontic
Contract start date	01/04/2006
Contract end date	

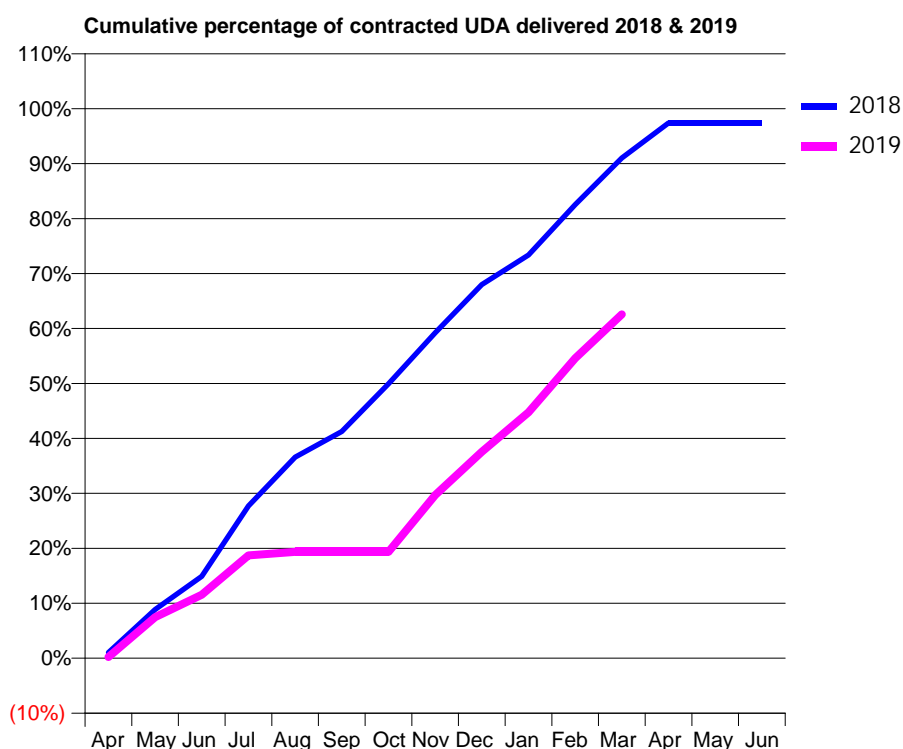
18/19 Contracted general activity (UDA)	2,248
Carry forward general activity (UDA)	56
18/19 Contracted orthodontic activity (UOA)	0
Carry forward orthodontic activity (UOA)	0
Baseline contract value	£51,959.98

ACCESS*

Patients seen in 24 months	Total	Change since previous quarter
Quarter ending March 2018	711	
Quarter ending June 2018	709	→
Quarter ending September 2018	680	↓
Quarter ending December 2018	666	↓
Quarter ending March 2019	649	↓
Variance since March 2018	(8.7%)	↓



ACTIVITY



Month	2018	2019
April	22	5
May	192	168
June	321	260
July	599	421
August	790	435
September	892	435
October	1,079	435
November	1,279	668
December	1,468	844
January	1,585	1,006
February	1,783	1,227
March	1,966	1,406
April	2,104	
May	2,104	
June	2,104	

QUALITY

	Quantity	Base Number	Contract	AT	Region	England
% of FP17s for the same patient ID Re-attending within 3 months - Children	45	655	6.9%	11.4%	11.3%	11.8%
% of FP17s for the same patient ID Re-attending within 3 months - Adults	62	331	18.7%	16.2%	15.4%	15.7%
% of FP17s for the same patient ID Re-attending between 3 & 9 months - Children	438	655	66.9%	55.6%	61.3%	58.9%
% of FP17s for the same patient ID Re-attending between 3 & 9 months - Adults	198	331	59.8%	48.5%	52.1%	50.8%
% of FP17s for Band 1 Urgent Courses	73	913	8.0%	10.1%	9.5%	9.1%
% of FP17s Relating to Free Repair or Replacements	0	913	0.0%	0.5%	0.6%	0.8%
% of FP17s Relating to Continuations	6	913	0.7%	0.7%	0.8%	0.9%
% of Patients satisfied with the dentistry they have received	0	0	N/A	90.9%	92.4%	92.5%
% of Patients satisfied with the time they had to wait for an appointment	0	0	N/A	86.2%	86.3%	87.0%

* This is based on patients treated on this contract for their most recent course of treatment.

Figures in italics indicate the base number of FP17s or Patient Questionnaire responses are less than 100. N/A is shown where the base number of responses is less than 10 during the period. % is calculated as Quantity/Base number*100

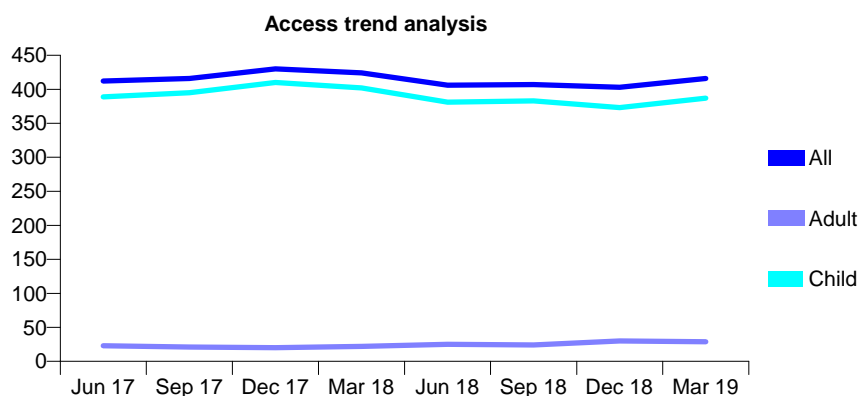
Q67 - Vital Signs At a Glance Contract Report for 946575/0001 - March 2019

Name or company name	MR KO ONANUGA
Contract type name	GDS Contract
Purpose of contract	General
Contract start date	03/12/2007
Contract end date	

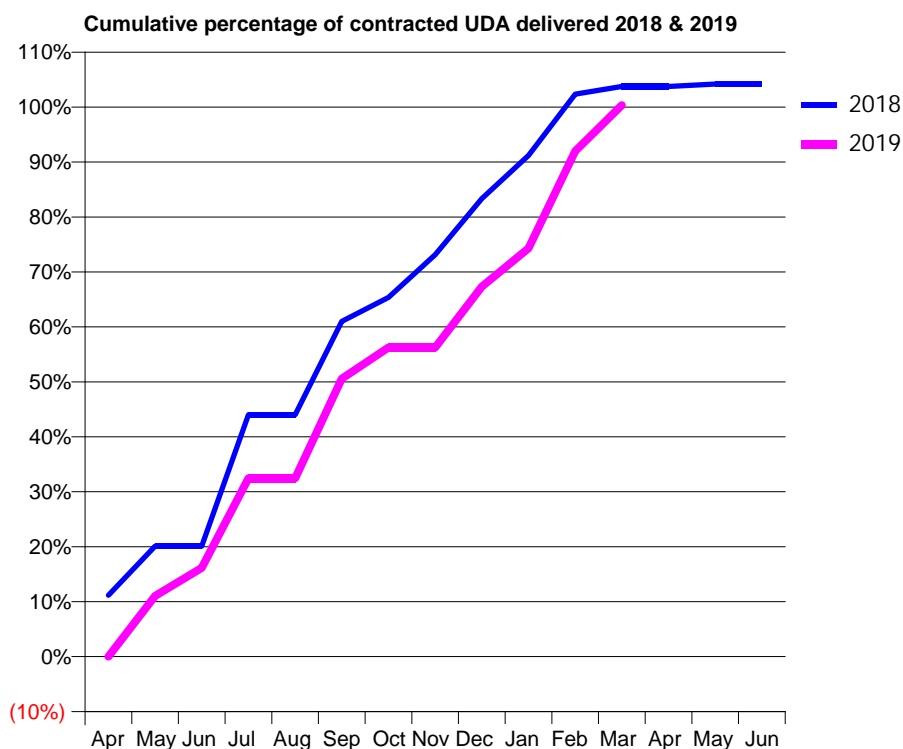
18/19 Contracted general activity (UDA)	707
Carry forward general activity (UDA)	0
18/19 Contracted orthodontic activity (UOA)	0
Carry forward orthodontic activity (UOA)	0
Baseline contract value	£20,566.89

ACCESS*

Patients seen in 24 months	Total	Change since previous quarter
Quarter ending March 2018	424	
Quarter ending June 2018	406	↓
Quarter ending September 2018	407	→
Quarter ending December 2018	403	→
Quarter ending March 2019	416	↑
Variance since March 2018	(1.9%)	↓



ACTIVITY



Month	Adjusted Scheduled Activity (UDA)	
	2018	2019
April	79	0
May	142	78
June	142	114
July	311	229
August	311	229
September	431	357
October	462	398
November	517	398
December	589	476
January	645	525
February	724	650
March	734	709
April	734	
May	737	
June	737	

QUALITY

	Quantity	Base Number	Contract	AT	Region	England
% of FP17s for the same patient ID Re-attending within 3 months - Children	21	505	4.2%	11.4%	11.3%	11.8%
% of FP17s for the same patient ID Re-attending within 3 months - Adults	0	6	0.0%	16.2%	15.4%	15.7%
% of FP17s for the same patient ID Re-attending between 3 & 9 months - Children	289	505	57.2%	55.6%	61.3%	58.9%
% of FP17s for the same patient ID Re-attending between 3 & 9 months - Adults	5	6	83.3%	48.5%	52.1%	50.8%
% of FP17s for Band 1 Urgent Courses	7	510	1.4%	10.1%	9.5%	9.1%
% of FP17s Relating to Free Repair or Replacements	0	510	0.0%	0.5%	0.6%	0.8%
% of FP17s Relating to Continuations	0	510	0.0%	0.7%	0.8%	0.9%
% of Patients satisfied with the dentistry they have received	0	0	N/A	90.9%	92.4%	92.5%
% of Patients satisfied with the time they had to wait for an appointment	0	0	N/A	86.2%	86.3%	87.0%

* This is based on patients treated on this contract for their most recent course of treatment. Figures in italics indicate the base number of FP17s or Patient Questionnaire responses are less than 100. N/A is shown where the base number of responses is less than 10 during the period. % is calculated as Quantity/Base number*100

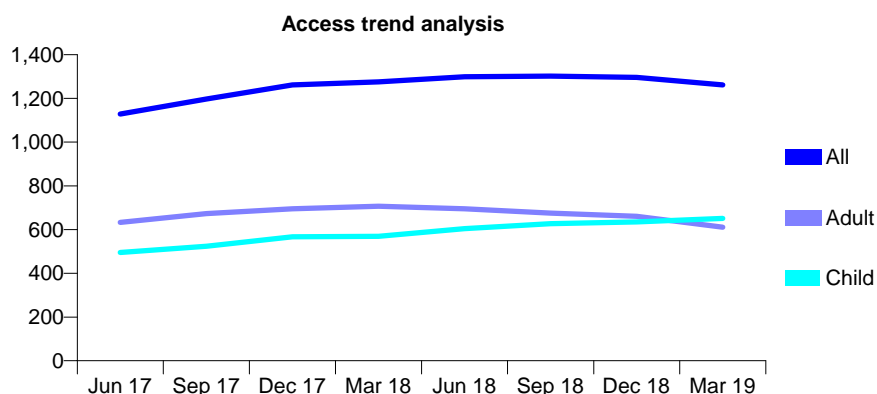
Q67 - Vital Signs At a Glance Contract Report for 952869/0001 - March 2019

Name or company name	Maeve Logue
Contract type name	GDS Contract
Purpose of contract	General
Contract start date	01/04/2006
Contract end date	

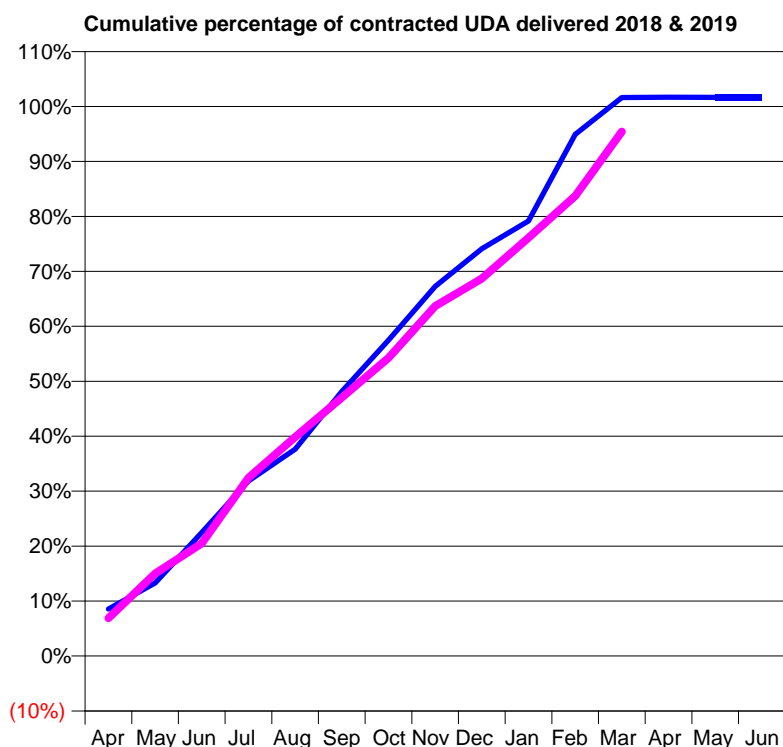
18/19 Contracted general activity (UDA)	3,624
Carry forward general activity (UDA)	0
18/19 Contracted orthodontic activity (UOA)	0
Carry forward orthodontic activity (UOA)	0
Baseline contract value	£91,123.96

ACCESS*

Patients seen in 24 months	Total	Change since previous quarter
Quarter ending March 2018	1,276	
Quarter ending June 2018	1,299	→
Quarter ending September 2018	1,302	→
Quarter ending December 2018	1,296	→
Quarter ending March 2019	1,262	↓
Variance since March 2018	(1.1%)	↓



ACTIVITY



Month	Adjusted Scheduled Activity (UDA)	
	2018	2019
April	310	249
May	482	544
June	815	743
July	1,154	1,175
August	1,365	1,444
September	1,744	1,704
October	2,083	1,966
November	2,437	2,308
December	2,686	2,490
January	2,869	2,759
February	3,440	3,033
March	3,683	3,458
April	3,685	
May	3,684	
June	3,684	

QUALITY

	Quantity	Base Number	Contract	AT	Region	England
% of FP17s for the same patient ID Re-attending within 3 months - Children	162	1,107	14.6%	11.4%	11.3%	11.8%
% of FP17s for the same patient ID Re-attending within 3 months - Adults	122	707	17.3%	16.2%	15.4%	15.7%
% of FP17s for the same patient ID Re-attending between 3 & 9 months - Children	595	1,107	53.7%	55.6%	61.3%	58.9%
% of FP17s for the same patient ID Re-attending between 3 & 9 months - Adults	376	707	53.2%	48.5%	52.1%	50.8%
% of FP17s for Band 1 Urgent Courses	205	1,813	11.3%	10.1%	9.5%	9.1%
% of FP17s Relating to Free Repair or Replacements	0	1,813	0.0%	0.5%	0.6%	0.8%
% of FP17s Relating to Continuations	8	1,813	0.4%	0.7%	0.8%	0.9%
% of Patients satisfied with the dentistry they have received	2	2	N/A	90.9%	92.4%	92.5%
% of Patients satisfied with the time they had to wait for an appointment	2	2	N/A	86.2%	86.3%	87.0%

* This is based on patients treated on this contract for their most recent course of treatment. Figures in italics indicate the base number of FP17s or Patient Questionnaire responses are less than 100. N/A is shown where the base number of responses is less than 10 during the period. % is calculated as Quantity/Base number*100

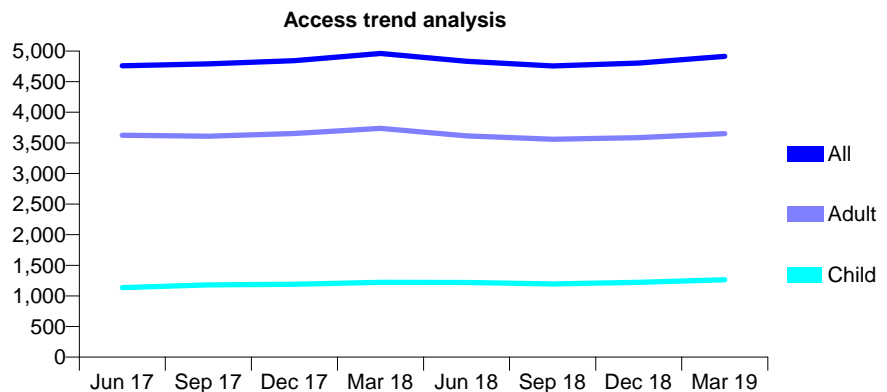
Q67 - Vital Signs At a Glance Contract Report for 953245/0001 - March 2019

Name or company name	MISS SR PHOTAY
Contract type name	GDS Contract
Purpose of contract	General
Contract start date	01/04/2012
Contract end date	

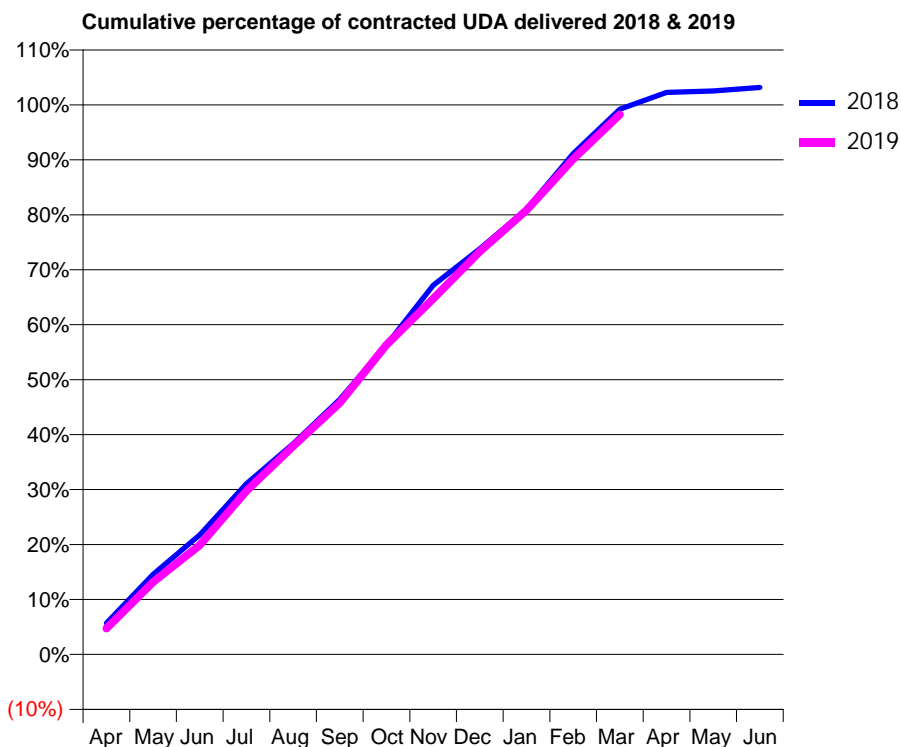
18/19 Contracted general activity (UDA)	11,840
Carry forward general activity (UDA)	0
18/19 Contracted orthodontic activity (UOA)	0
Carry forward orthodontic activity (UOA)	0
Baseline contract value	£383,864.99

ACCESS*

Patients seen in 24 months	Total	Change since previous quarter
Quarter ending March 2018	4,960	
Quarter ending June 2018	4,834	↓
Quarter ending September 2018	4,756	↓
Quarter ending December 2018	4,805	→
Quarter ending March 2019	4,915	↑
Variance since March 2018	(0.9%)	→



ACTIVITY



Month	Adjusted Scheduled Activity (UDA)	
	2018	2019
April	675	563
May	1,724	1,563
June	2,575	2,354
July	3,677	3,520
August	4,537	4,489
September	5,496	5,417
October	6,670	6,671
November	7,955	7,666
December	8,738	8,683
January	9,588	9,568
February	10,791	10,672
March	11,748	11,633
April	12,110	
May	12,137	
June	12,214	

QUALITY

	Quantity	Base Number	Contract	AT	Region	England
% of FP17s for the same patient ID Re-attending within 3 months - Children	143	1,637	8.7%	11.4%	11.3%	11.8%
% of FP17s for the same patient ID Re-attending within 3 months - Adults	677	4,536	14.9%	16.2%	15.4%	15.7%
% of FP17s for the same patient ID Re-attending between 3 & 9 months - Children	824	1,637	50.3%	55.6%	61.3%	58.9%
% of FP17s for the same patient ID Re-attending between 3 & 9 months - Adults	2,162	4,536	47.7%	48.5%	52.1%	50.8%
% of FP17s for Band 1 Urgent Courses	864	5,296	16.3%	10.1%	9.5%	9.1%
% of FP17s Relating to Free Repair or Replacements	0	5,296	0.0%	0.5%	0.6%	0.8%
% of FP17s Relating to Continuations	3	5,296	0.1%	0.7%	0.8%	0.9%
% of Patients satisfied with the dentistry they have received	3	3	N/A	90.9%	92.4%	92.5%
% of Patients satisfied with the time they had to wait for an appointment	3	3	N/A	86.2%	86.3%	87.0%

* This is based on patients treated on this contract for their most recent course of treatment. Figures in italics indicate the base number of FP17s or Patient Questionnaire responses are less than 100. N/A is shown where the base number of responses is less than 10 during the period. % is calculated as Quantity/Base number*100

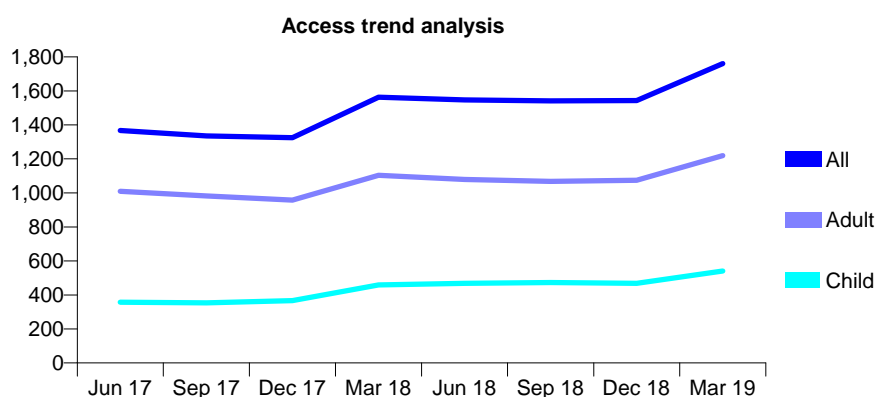
Q67 - Vital Signs At a Glance Contract Report for 961094/0001 - March 2019

Name or company name	MISS M FRAGGEDAKI
Contract type name	GDS Contract
Purpose of contract	General
Contract start date	01/04/2006
Contract end date	

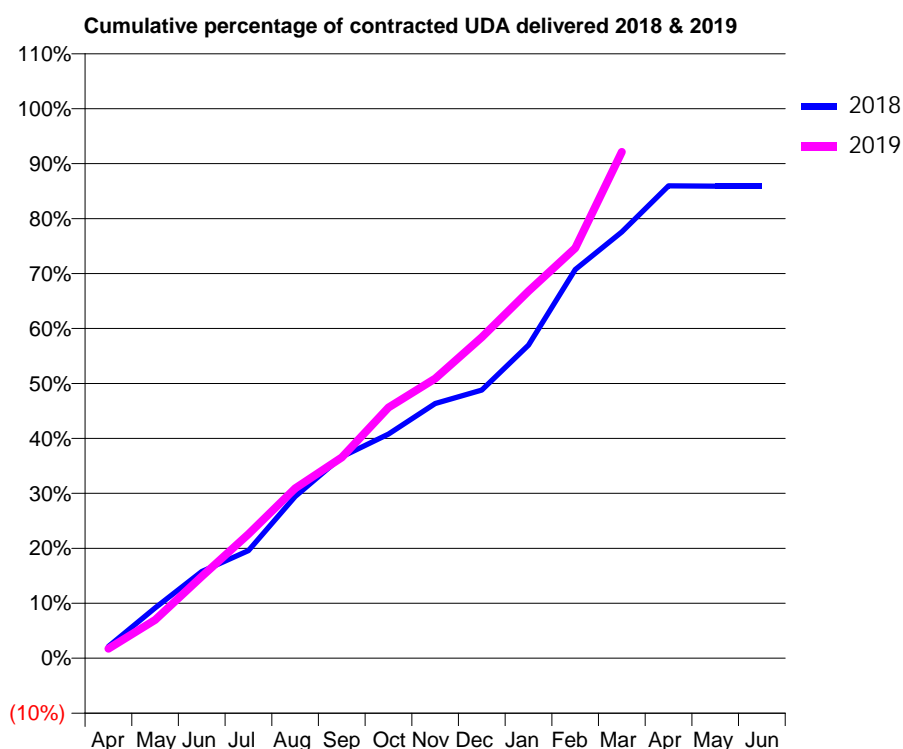
18/19 Contracted general activity (UDA)	4,938
Carry forward general activity (UDA)	0
18/19 Contracted orthodontic activity (UOA)	0
Carry forward orthodontic activity (UOA)	0
Baseline contract value	£124,163.92

ACCESS*

Patients seen in 24 months	Total	Change since previous quarter
Quarter ending March 2018	1,563	
Quarter ending June 2018	1,547	↓
Quarter ending September 2018	1,541	→
Quarter ending December 2018	1,543	→
Quarter ending March 2019	1,760	↑
Variance since March 2018	12.6%	↑



ACTIVITY



Month	2018	2019
April	107	86
May	452	345
June	780	733
July	968	1,116
August	1,453	1,527
September	1,810	1,804
October	2,013	2,252
November	2,288	2,513
December	2,410	2,883
January	2,813	3,298
February	3,493	3,685
March	3,830	4,550
April	4,244	
May	4,241	
June	4,241	

QUALITY

	Quantity	Base Number	Contract	AT	Region	England
% of FP17s for the same patient ID Re-attending within 3 months - Children	50	767	6.5%	11.4%	11.3%	11.8%
% of FP17s for the same patient ID Re-attending within 3 months - Adults	230	1,683	13.7%	16.2%	15.4%	15.7%
% of FP17s for the same patient ID Re-attending between 3 & 9 months - Children	402	767	52.4%	55.6%	61.3%	58.9%
% of FP17s for the same patient ID Re-attending between 3 & 9 months - Adults	911	1,683	54.1%	48.5%	52.1%	50.8%
% of FP17s for Band 1 Urgent Courses	144	2,272	6.3%	10.1%	9.5%	9.1%
% of FP17s Relating to Free Repair or Replacements	4	2,272	0.2%	0.5%	0.6%	0.8%
% of FP17s Relating to Continuations	5	2,272	0.2%	0.7%	0.8%	0.9%
% of Patients satisfied with the dentistry they have received	2	3	N/A	90.9%	92.4%	92.5%
% of Patients satisfied with the time they had to wait for an appointment	3	3	N/A	86.2%	86.3%	87.0%

* This is based on patients treated on this contract for their most recent course of treatment.

Figures in italics indicate the base number of FP17s or Patient Questionnaire responses are less than 100. N/A is shown where the base number of responses is less than 10 during the period. % is calculated as Quantity/Base number*100

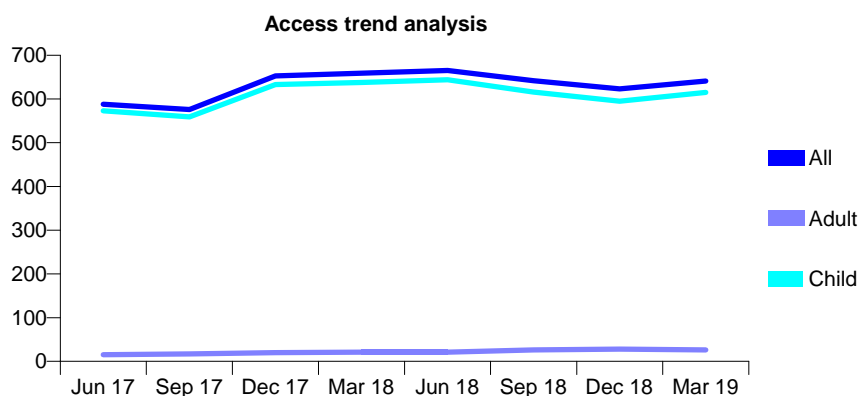
Q67 - Vital Signs At a Glance Contract Report for 961094/0002 - March 2019

Name or company name	Riverhead Dental Practice
Contract type name	GDS Contract
Purpose of contract	General
Contract start date	17/12/2006
Contract end date	

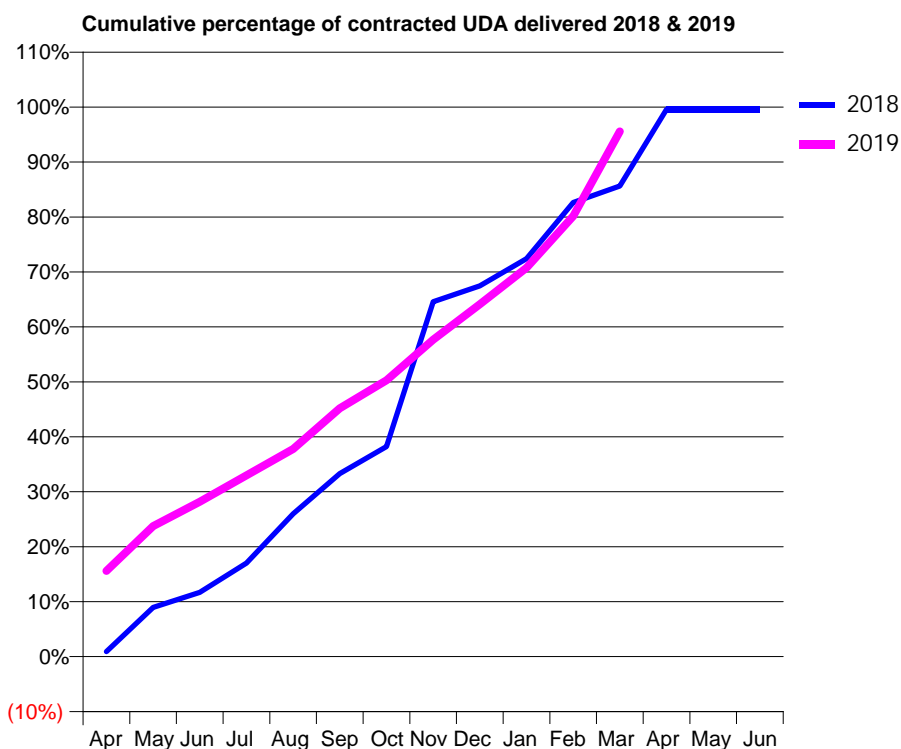
18/19 Contracted general activity (UDA)	770
Carry forward general activity (UDA)	3
18/19 Contracted orthodontic activity (UOA)	0
Carry forward orthodontic activity (UOA)	0
Baseline contract value	£19,361.33

ACCESS*

Patients seen in 24 months	Total	Change since previous quarter
Quarter ending March 2018	659	
Quarter ending June 2018	665	→
Quarter ending September 2018	642	↓
Quarter ending December 2018	623	↓
Quarter ending March 2019	641	↑
Variance since March 2018	(2.7%)	↓



ACTIVITY



Month	Adjusted Scheduled Activity (UDA)	
	2018	2019
April	7	120
May	69	183
June	90	217
July	131	254
August	200	291
September	256	348
October	294	387
November	497	444
December	519	494
January	557	545
February	636	617
March	659	736
April	767	
May	767	
June	767	

QUALITY

	Quantity	Base Number	Contract	AT	Region	England
% of FP17s for the same patient ID Re-attending within 3 months - Children	13	613	2.1%	11.4%	11.3%	11.8%
% of FP17s for the same patient ID Re-attending within 3 months - Adults	0	1	0.0%	16.2%	15.4%	15.7%
% of FP17s for the same patient ID Re-attending between 3 & 9 months - Children	152	613	24.8%	55.6%	61.3%	58.9%
% of FP17s for the same patient ID Re-attending between 3 & 9 months - Adults	0	1	0.0%	48.5%	52.1%	50.8%
% of FP17s for Band 1 Urgent Courses	16	543	2.9%	10.1%	9.5%	9.1%
% of FP17s Relating to Free Repair or Replacements	0	543	0.0%	0.5%	0.6%	0.8%
% of FP17s Relating to Continuations	0	543	0.0%	0.7%	0.8%	0.9%
% of Patients satisfied with the dentistry they have received	1	1	N/A	90.9%	92.4%	92.5%
% of Patients satisfied with the time they had to wait for an appointment	1	1	N/A	86.2%	86.3%	87.0%

* This is based on patients treated on this contract for their most recent course of treatment. Figures in italics indicate the base number of FP17s or Patient Questionnaire responses are less than 100. N/A is shown where the base number of responses is less than 10 during the period. % is calculated as Quantity/Base number*100

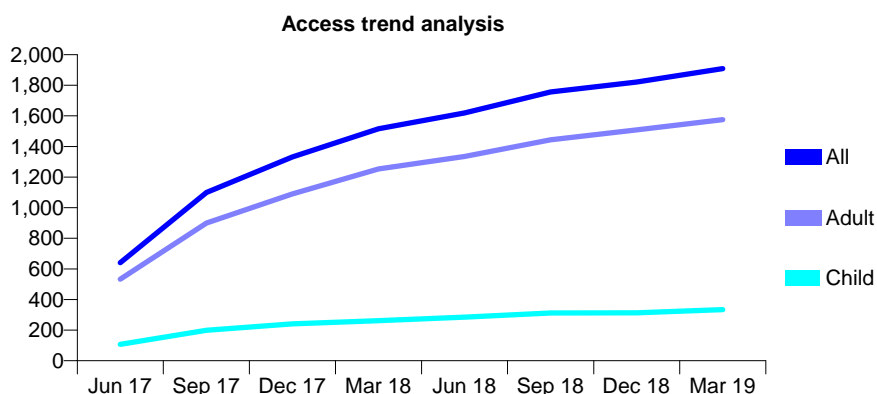
Q67 - Vital Signs At a Glance Contract Report for 963704/0001 - March 2019

Name or company name	MRS MS OPIE
Contract type name	GDS Contract
Purpose of contract	General
Contract start date	01/04/2006
Contract end date	

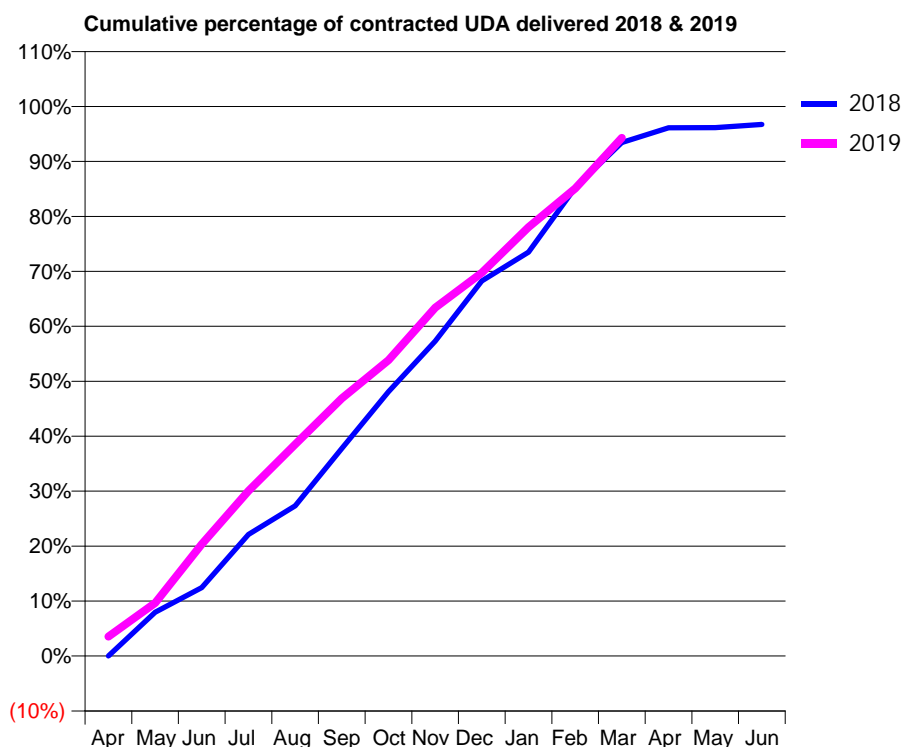
18/19 Contracted general activity (UDA)	6,729
Carry forward general activity (UDA)	190
18/19 Contracted orthodontic activity (UOA)	0
Carry forward orthodontic activity (UOA)	0
Baseline contract value	£153,795.46

ACCESS*

Patients seen in 24 months	Total	Change since previous quarter
Quarter ending March 2018	1,516	
Quarter ending June 2018	1,620	↑
Quarter ending September 2018	1,756	↑
Quarter ending December 2018	1,821	↑
Quarter ending March 2019	1,909	↑
Variance since March 2018	25.9%	↑



ACTIVITY



Month	Adjusted Scheduled Activity (UDA)	
	2018	2019
April	0	238
May	463	649
June	725	1,369
July	1,287	2,021
August	1,591	2,592
September	2,196	3,154
October	2,799	3,623
November	3,336	4,265
December	3,972	4,693
January	4,277	5,251
February	4,961	5,725
March	5,439	6,345
April	5,593	
May	5,595	
June	5,629	

QUALITY

	Quantity	Base Number	Contract	AT	Region	England
% of FP17s for the same patient ID Re-attending within 3 months - Children	56	568	9.9%	11.4%	11.3%	11.8%
% of FP17s for the same patient ID Re-attending within 3 months - Adults	285	2,427	11.7%	16.2%	15.4%	15.7%
% of FP17s for the same patient ID Re-attending between 3 & 9 months - Children	332	568	58.5%	55.6%	61.3%	58.9%
% of FP17s for the same patient ID Re-attending between 3 & 9 months - Adults	1,483	2,427	61.1%	48.5%	52.1%	50.8%
% of FP17s for Band 1 Urgent Courses	131	2,917	4.5%	10.1%	9.5%	9.1%
% of FP17s Relating to Free Repair or Replacements	16	2,917	0.5%	0.5%	0.6%	0.8%
% of FP17s Relating to Continuations	22	2,917	0.8%	0.7%	0.8%	0.9%
% of Patients satisfied with the dentistry they have received	0	0	N/A	90.9%	92.4%	92.5%
% of Patients satisfied with the time they had to wait for an appointment	0	0	N/A	86.2%	86.3%	87.0%

* This is based on patients treated on this contract for their most recent course of treatment. Figures in italics indicate the base number of FP17s or Patient Questionnaire responses are less than 100. N/A is shown where the base number of responses is less than 10 during the period. % is calculated as Quantity/Base number*100

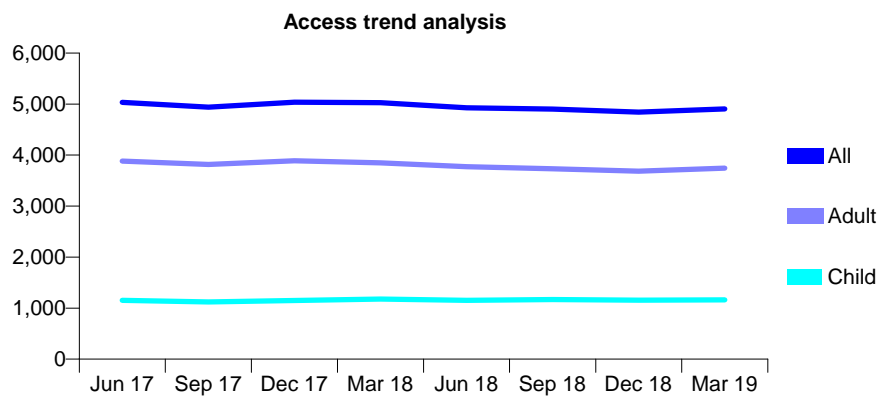
Q67 - Vital Signs At a Glance Contract Report for 963984/0001 - March 2019

Name or company name	MR OB ADESANYA
Contract type name	GDS Contract
Purpose of contract	General
Contract start date	01/01/2007
Contract end date	

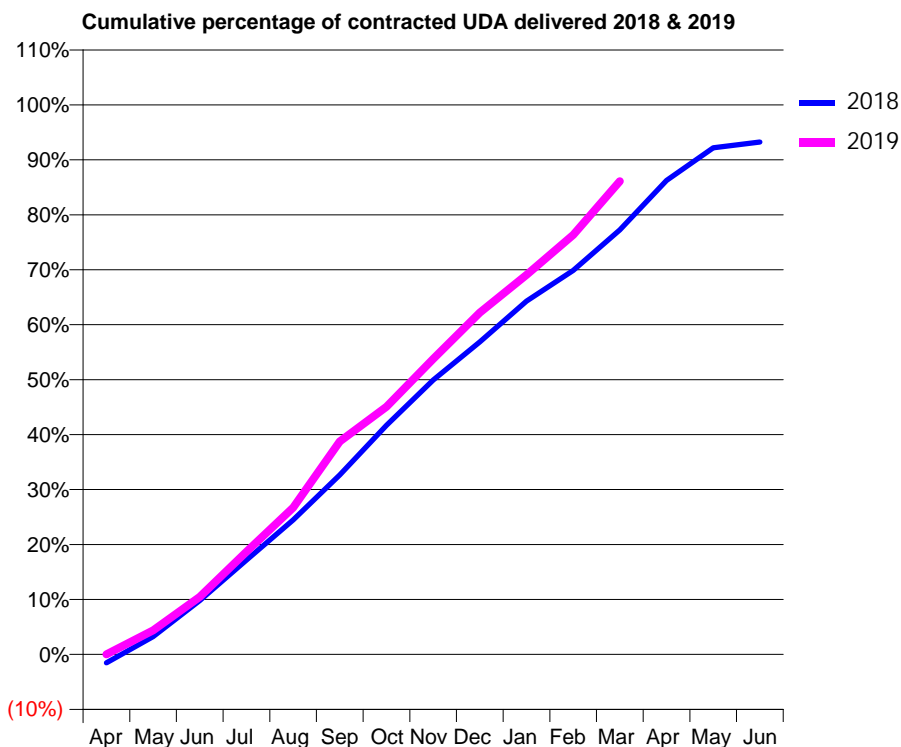
18/19 Contracted general activity (UDA)	11,562
Carry forward general activity (UDA)	0
18/19 Contracted orthodontic activity (UOA)	0
Carry forward orthodontic activity (UOA)	0
Baseline contract value	£382,445.48

ACCESS*

Patients seen in 24 months	Total	Change since previous quarter
Quarter ending March 2018	5,026	
Quarter ending June 2018	4,926	↓
Quarter ending September 2018	4,900	→
Quarter ending December 2018	4,843	↓
Quarter ending March 2019	4,906	→
Variance since March 2018	(2.4%)	↓



ACTIVITY



Month	2018	2019
April	-178	1
May	374	505
June	1,131	1,210
July	1,986	2,161
August	2,829	3,090
September	3,777	4,478
October	4,823	5,212
November	5,773	6,217
December	6,574	7,191
January	7,434	7,983
February	8,080	8,829
March	8,932	9,954
April	9,969	
May	10,657	
June	10,778	

QUALITY

	Quantity	Base Number	Contract	AT	Region	England
% of FP17s for the same patient ID Re-attending within 3 months - Children	72	1,569	4.6%	11.4%	11.3%	11.8%
% of FP17s for the same patient ID Re-attending within 3 months - Adults	717	4,731	15.2%	16.2%	15.4%	15.7%
% of FP17s for the same patient ID Re-attending between 3 & 9 months - Children	883	1,569	56.3%	55.6%	61.3%	58.9%
% of FP17s for the same patient ID Re-attending between 3 & 9 months - Adults	1,909	4,731	40.4%	48.5%	52.1%	50.8%
% of FP17s for Band 1 Urgent Courses	929	4,800	19.4%	10.1%	9.5%	9.1%
% of FP17s Relating to Free Repair or Replacements	1	4,800	0.0%	0.5%	0.6%	0.8%
% of FP17s Relating to Continuations	12	4,800	0.3%	0.7%	0.8%	0.9%
% of Patients satisfied with the dentistry they have received	3	3	N/A	90.9%	92.4%	92.5%
% of Patients satisfied with the time they had to wait for an appointment	3	3	N/A	86.2%	86.3%	87.0%

* This is based on patients treated on this contract for their most recent course of treatment. Figures in italics indicate the base number of FP17s or Patient Questionnaire responses are less than 100. N/A is shown where the base number of responses is less than 10 during the period. % is calculated as Quantity/Base number*100

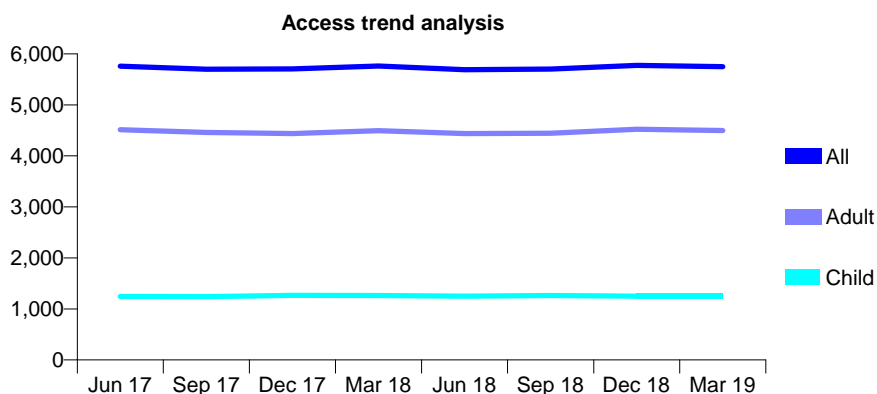
Q67 - Vital Signs At a Glance Contract Report for 966878/0001 - March 2019

Name or company name	MR GS AL-QURASHI
Contract type name	GDS Contract
Purpose of contract	General
Contract start date	01/10/2013
Contract end date	

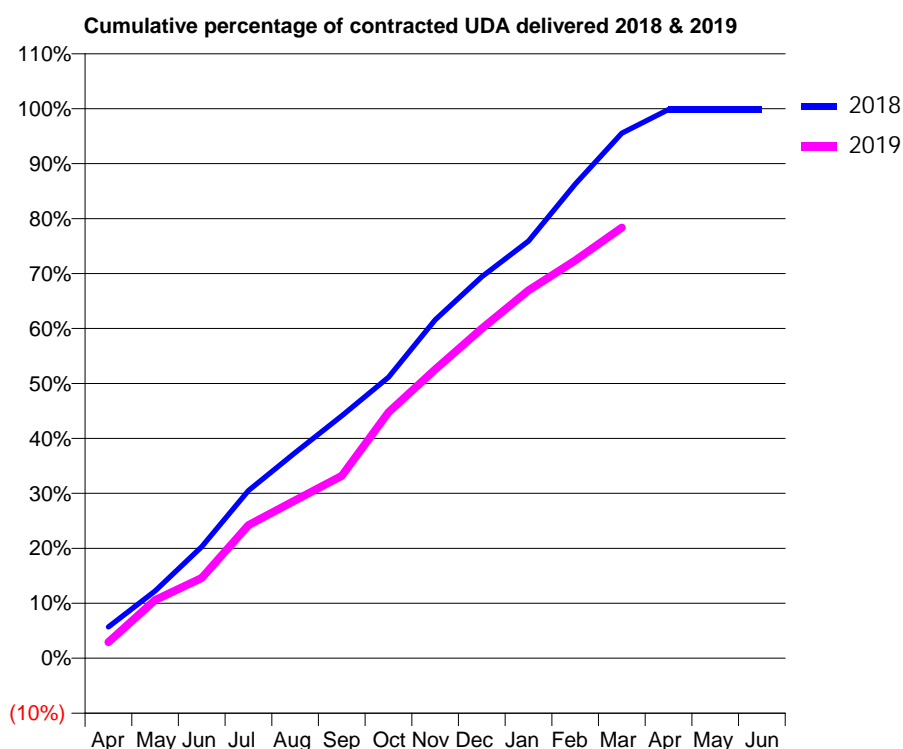
18/19 Contracted general activity (UDA)	19,360
Carry forward general activity (UDA)	25
18/19 Contracted orthodontic activity (UOA)	0
Carry forward orthodontic activity (UOA)	0
Baseline contract value	£453,215.48

ACCESS*

Patients seen in 24 months	Total	Change since previous quarter
Quarter ending March 2018	5,761	
Quarter ending June 2018	5,691	↓
Quarter ending September 2018	5,703	→
Quarter ending December 2018	5,773	→
Quarter ending March 2019	5,748	→
Variance since March 2018	(0.2%)	→



ACTIVITY



Month	2018	2019
April	930	567
May	2,002	2,050
June	3,321	2,827
July	4,992	4,693
August	6,118	5,559
September	7,214	6,423
October	8,361	8,666
November	10,075	10,173
December	11,358	11,610
January	12,418	12,960
February	14,114	14,012
March	15,627	15,166
April	16,335	
May	16,335	
June	16,335	

QUALITY

	Quantity	Base Number	Contract	AT	Region	England
% of FP17s for the same patient ID Re-attending within 3 months - Children	118	1,609	7.3%	11.4%	11.3%	11.8%
% of FP17s for the same patient ID Re-attending within 3 months - Adults	789	5,195	15.2%	16.2%	15.4%	15.7%
% of FP17s for the same patient ID Re-attending between 3 & 9 months - Children	854	1,609	53.1%	55.6%	61.3%	58.9%
% of FP17s for the same patient ID Re-attending between 3 & 9 months - Adults	1,745	5,195	33.6%	48.5%	52.1%	50.8%
% of FP17s for Band 1 Urgent Courses	587	6,522	9.0%	10.1%	9.5%	9.1%
% of FP17s Relating to Free Repair or Replacements	27	6,522	0.4%	0.5%	0.6%	0.8%
% of FP17s Relating to Continuations	79	6,522	1.2%	0.7%	0.8%	0.9%
% of Patients satisfied with the dentistry they have received	7	7	N/A	90.9%	92.4%	92.5%
% of Patients satisfied with the time they had to wait for an appointment	7	7	N/A	86.2%	86.3%	87.0%

* This is based on patients treated on this contract for their most recent course of treatment.

Figures in italics indicate the base number of FP17s or Patient Questionnaire responses are less than 100. N/A is shown where the base number of responses is less than 10 during the period. % is calculated as Quantity/Base number*100

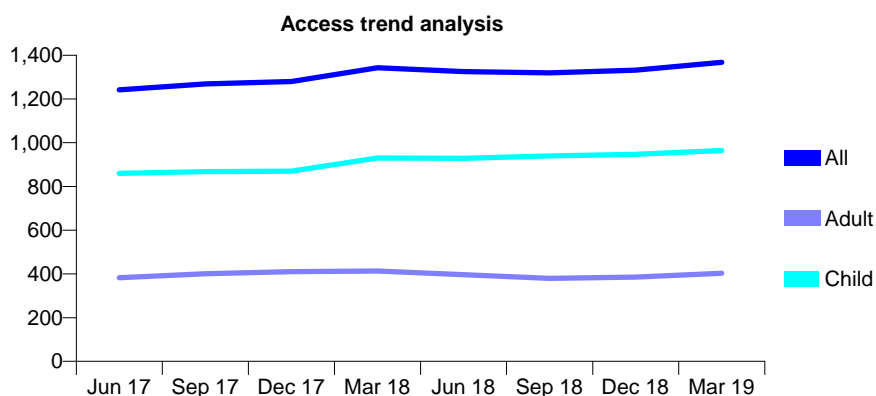
Q67 - Vital Signs At a Glance Contract Report for 999873/0001 - March 2019

Name or company name	MS B Goldin
Contract type name	GDS Contract
Purpose of contract	General and Orthodontic
Contract start date	31/12/2015
Contract end date	

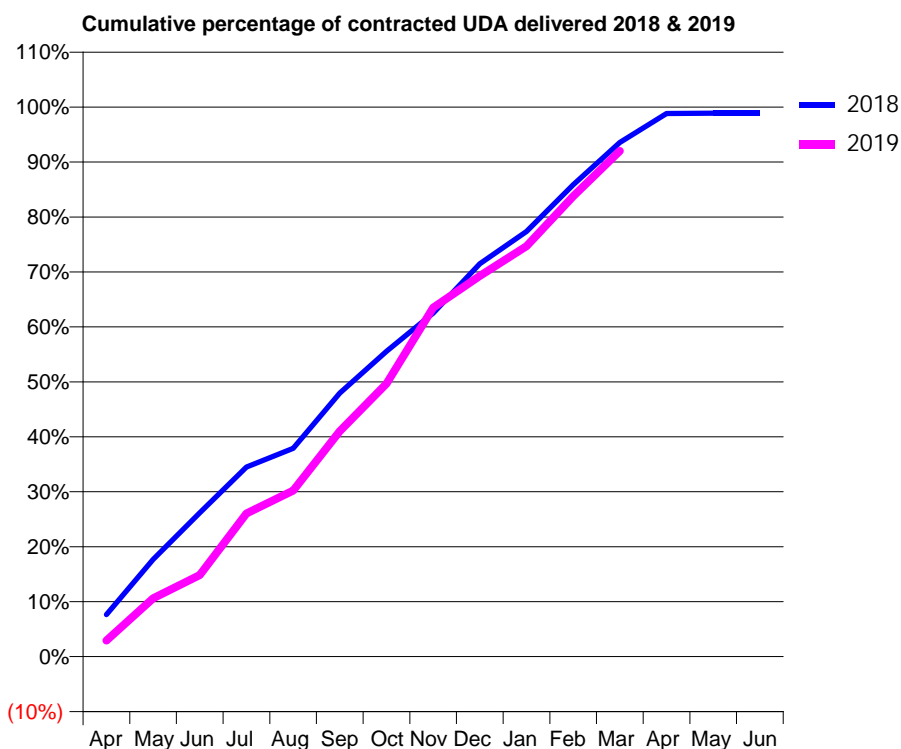
18/19 Contracted general activity (UDA)	2,796
Carry forward general activity (UDA)	31
18/19 Contracted orthodontic activity (UOA)	0
Carry forward orthodontic activity (UOA)	0
Baseline contract value	£64,349.14

ACCESS*

Patients seen in 24 months	Total	Change since previous quarter
Quarter ending March 2018	1,343	
Quarter ending June 2018	1,325	↓
Quarter ending September 2018	1,320	→
Quarter ending December 2018	1,332	→
Quarter ending March 2019	1,368	↑
Variance since March 2018	1.9%	→



ACTIVITY



Month	Adjusted Scheduled Activity (UDA)	
	2018	2019
April	214	82
May	494	297
June	730	415
July	963	729
August	1,059	845
September	1,339	1,147
October	1,551	1,389
November	1,746	1,775
December	1,995	1,937
January	2,161	2,088
February	2,397	2,343
March	2,612	2,573
April	2,759	
May	2,760	
June	2,760	

QUALITY

	Quantity	Base Number	Contract	AT	Region	England
% of FP17s for the same patient ID Re-attending within 3 months - Children	66	1,424	4.6%	11.4%	11.3%	11.8%
% of FP17s for the same patient ID Re-attending within 3 months - Adults	73	506	14.4%	16.2%	15.4%	15.7%
% of FP17s for the same patient ID Re-attending between 3 & 9 months - Children	860	1,424	60.4%	55.6%	61.3%	58.9%
% of FP17s for the same patient ID Re-attending between 3 & 9 months - Adults	321	506	63.4%	48.5%	52.1%	50.8%
% of FP17s for Band 1 Urgent Courses	78	1,831	4.3%	10.1%	9.5%	9.1%
% of FP17s Relating to Free Repair or Replacements	0	1,831	0.0%	0.5%	0.6%	0.8%
% of FP17s Relating to Continuations	24	1,831	1.3%	0.7%	0.8%	0.9%
% of Patients satisfied with the dentistry they have received	0	0	N/A	90.9%	92.4%	92.5%
% of Patients satisfied with the time they had to wait for an appointment	0	0	N/A	86.2%	86.3%	87.0%

* This is based on patients treated on this contract for their most recent course of treatment. Figures in italics indicate the base number of FP17s or Patient Questionnaire responses are less than 100. N/A is shown where the base number of responses is less than 10 during the period. % is calculated as Quantity/Base number*100